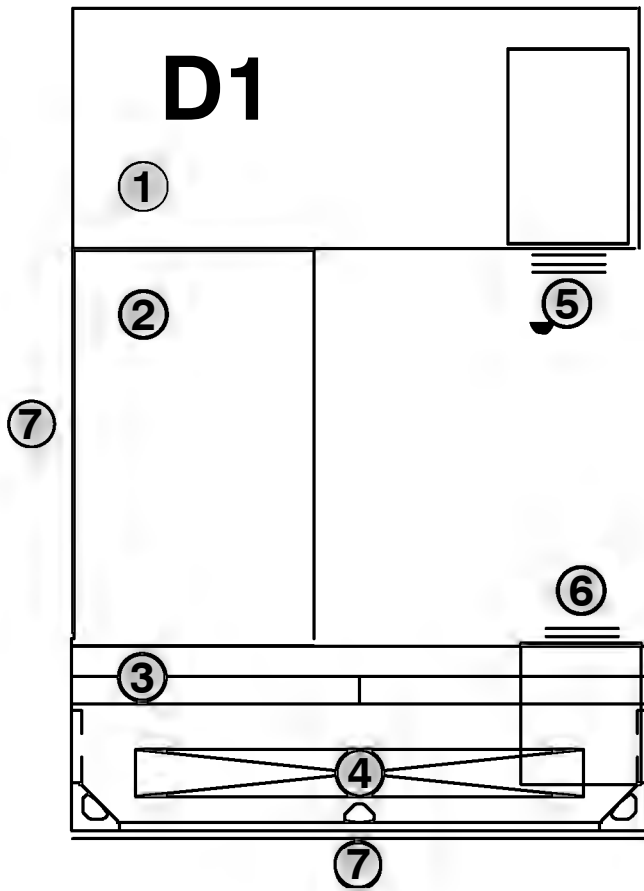


DESK UNIT - METAL

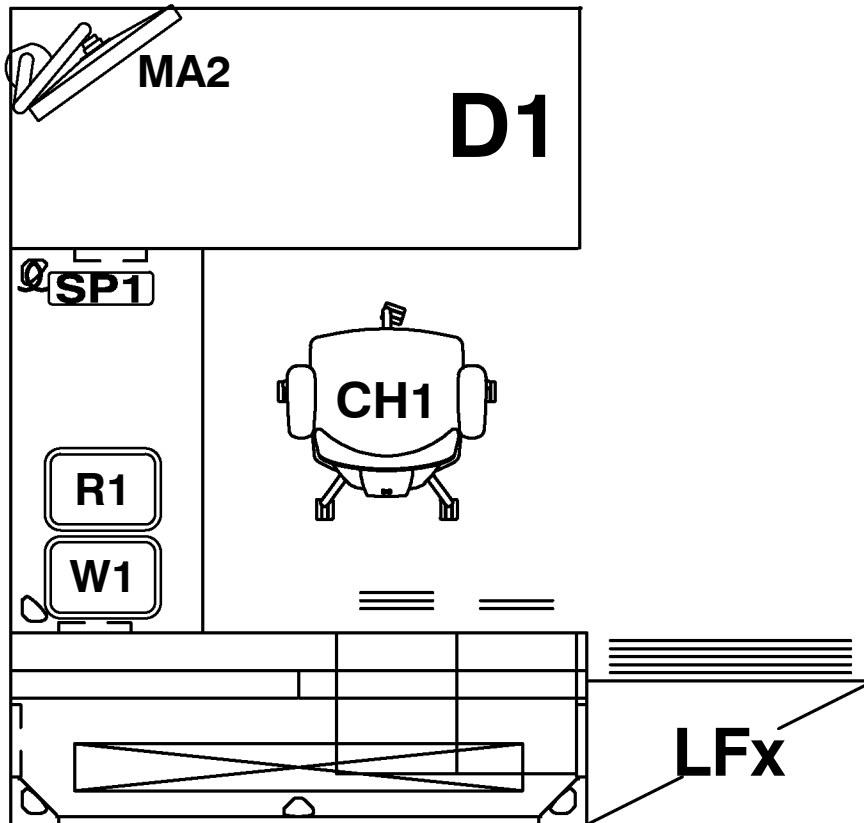
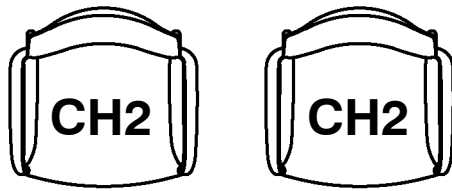


1. 30"x72" Desk w/ modesty
2. 24"x48" Adj Ht Bridge
3. 24"x72" Rectangular Credenza
4. 72" Overhead w/ Tasklight & Tackboard
5. BBF Worksurface Supporting Ped 24"d
6. FF Worksurface Supporting Ped 20"d
7. Modesty panels required roomside

Dimensions	102"W x 72"D x 29"/64"H
Sq Footage	51 Ft ²
Description	U-Shaped Desk (48" Bridge, Overheads on Credenza)
UFC Areas	UFCAreas

Army Reserve Furniture Typicals	Desking Typicals D1 Specs
July -2018	

SCALE
1/4" = 1'



ACCESSORIES


TAG	DESCRIPTION
W1	Wastebasket (7 Gallon)
R1	Recycling Bin (Blue, 7 Gallon)
SP1	7 Outlet Power Strip (11 Hour Timer)
MA2	Monitor Arm (Silver, Clamp Mount)
LFx	Lateral File - 36"W (2dwr - 5dwr based on need)
CH1	Task Chair w/ Mesh Back & Adj Ht Arms
CH2	Guest Chair



Dimensions	102"W x 72"D x 29"/64"H
Sq Footage	51 Ft ²
Description	U-Shaped Desk (48" Bridge, Overheads on Credenza)
UFC Areas	UFC Areas

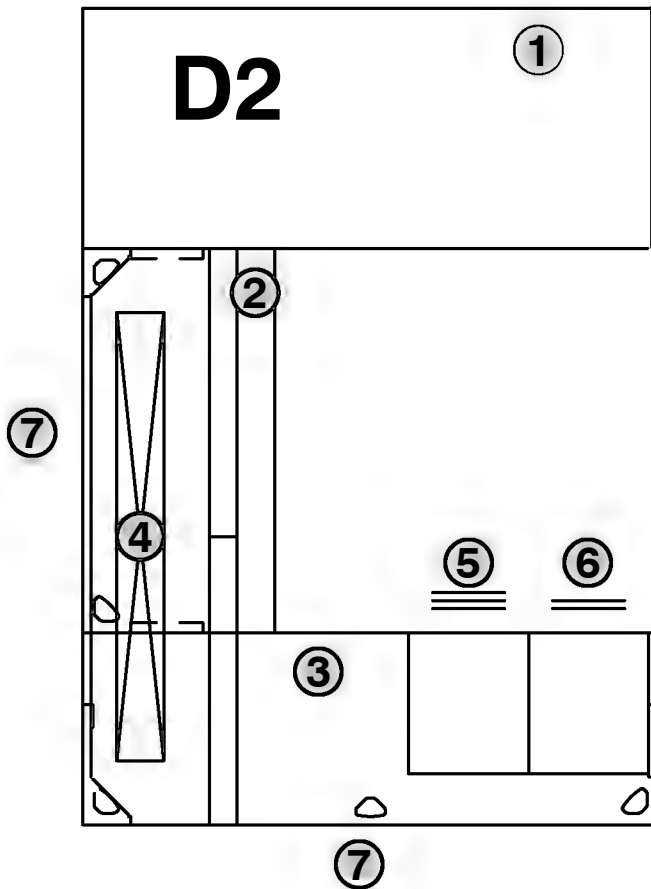
Army Reserve Furniture Typicals	Desking Typicals D1 Accessories
July -2018	

SCALE
1/4" = 1'



DESK UNIT - METAL

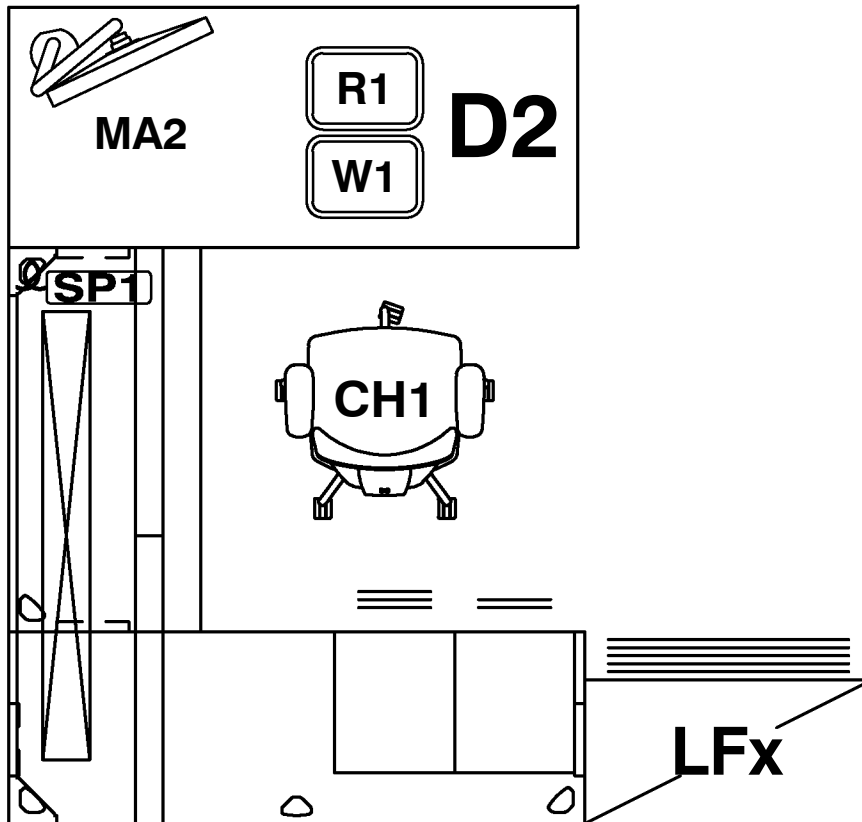

1. 30"x72" Adj Ht Table Desk w/ partial modesty
2. 24"x48" Rectangular Bridge
3. 24"x72" Rectangular Credenza
4. 72" Overhead w/ Tasklight & Tackboard
5. BBF Worksurface Supporting Ped 20"d
6. FF Worksurface Supporting Ped 20"d
7. Modesty panels required roomside



Dimensions	102"W x 72"D x 29"/64"H
Sq Footage	51 Ft ²
Description	U-Shaped Desk (48" Bridge, Overheads on Return)
UFC Areas	UFCAreas

Army Reserve Furniture Typicals
Desking Typicals D2 Specs
July -2018

SCALE
1/4" = 1'



ACCESSORIES


TAG	DESCRIPTION
R1	Recycling Bin (Blue, 7 Gallon)
W1	Wastebasket (7 Gallon)
MA2	Monitor Arm (Silver, Clamp Mount)
SP1	7 Outlet Power Strip (11 Hour Timer)
LFx	Lateral File - 36"W (2dwr - 5dwr based on need)
CH1	Task Chair w/ Mesh Back and Adj Arms
CH2	Guest Chair



Dimensions	102"W x 72"D x 29"/64"H
Sq Footage	51 Ft ²
Description	U-Shaped Desk (48" Bridge, Overheads on Return)
UFC Areas	UFC Areas

Army Reserve Furniture Typicals	Desking Typicals D2 Accessories
July -2018	

SCALE
1/4" = 1'



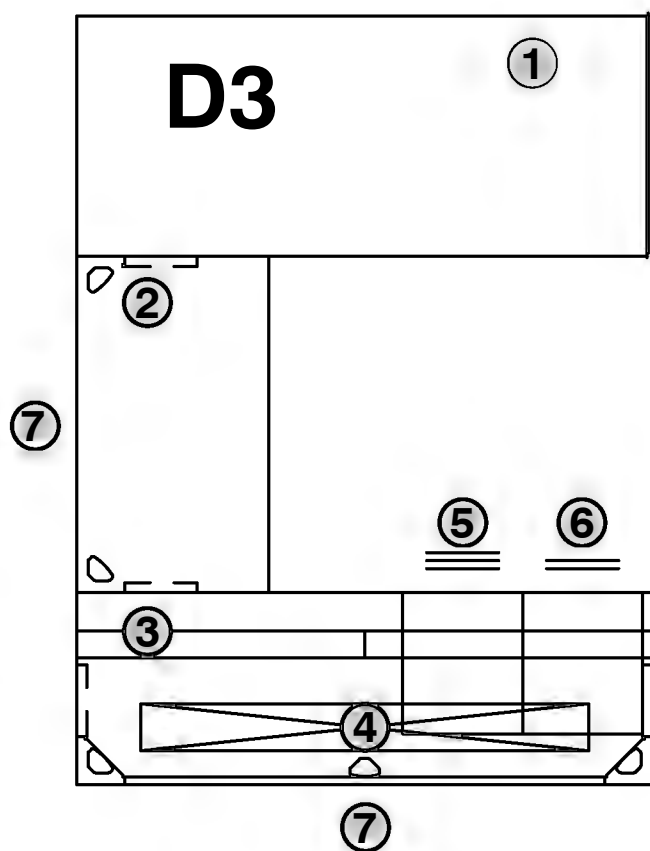
Dimensions	96"W x 72"D x 29"/64"H
Sq Footage	48 Ft ²
Description	U-Shaped Desk (42" Bridge, Overheads on Credenza)
UFC Areas	UFCAreas

Army Reserve Furniture Typical
Desking Typical D3 Specs

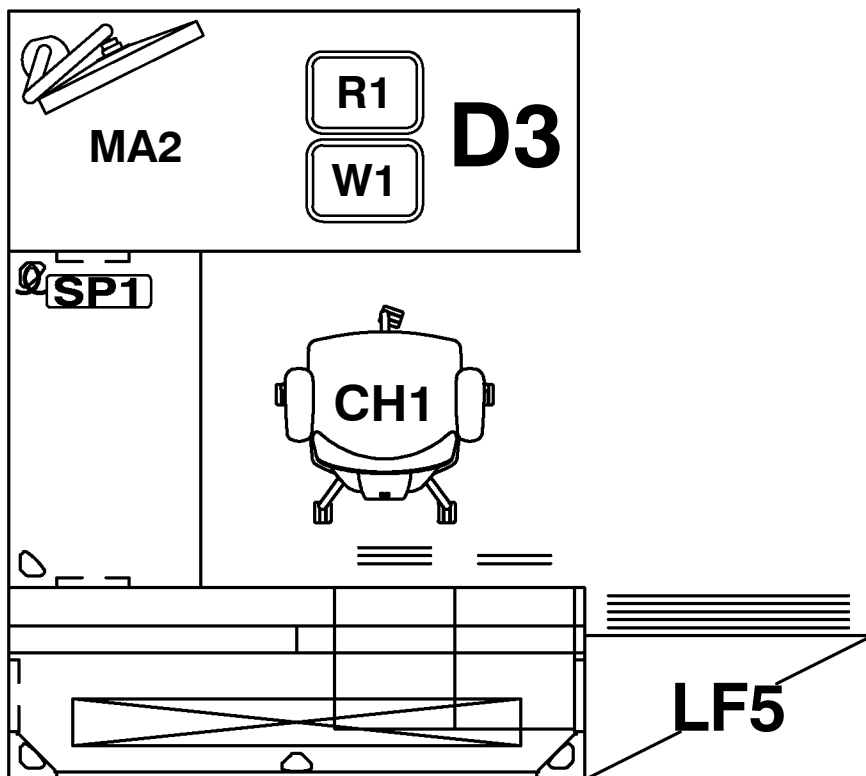

July -2018

METAL DESK UNIT

1. 30"x72" Ht Adj Table Desk w/ partial Modesty
2. 24"x42" Rectangular Bridge
3. 24"x72" Rectangular Credenza
4. 72" Overhead w/ Tasklight & Tackboard
5. BBF Worksurface Supporting Ped 20"d
6. FF Worksurface Supporting Ped 20"d
7. Modesty panels required roomside



SCALE
1/4" = 1'



ACCESSORIES


TAG	DESCRIPTION
W1	Wastebasket (7 Gallon)
R1	Recycling Bin (Blue, 7 Gallon)
SP1	7 Outlet Power Strip (11 Hour Timer)
MA2	Monitor Arm (Silver, Clamp Mount)
LF5	Lateral File - 36"W (2dwr - 5dwr based on need)
CH1	Task Chair w/ Mesh Back & Adj Arms
CH2	Guest Chair



Dimensions	96"W x 72"D x 29"/64"H
Sq Footage	48 Ft ²
Description	U-Shaped Desk (42" Bridge, Overheads on Credenza)
UFC Areas	UFC Areas

Army Reserve Furniture Typicals	Desking Typicals D3 Accessories
July-2018	

SCALE
1/4" = 1'

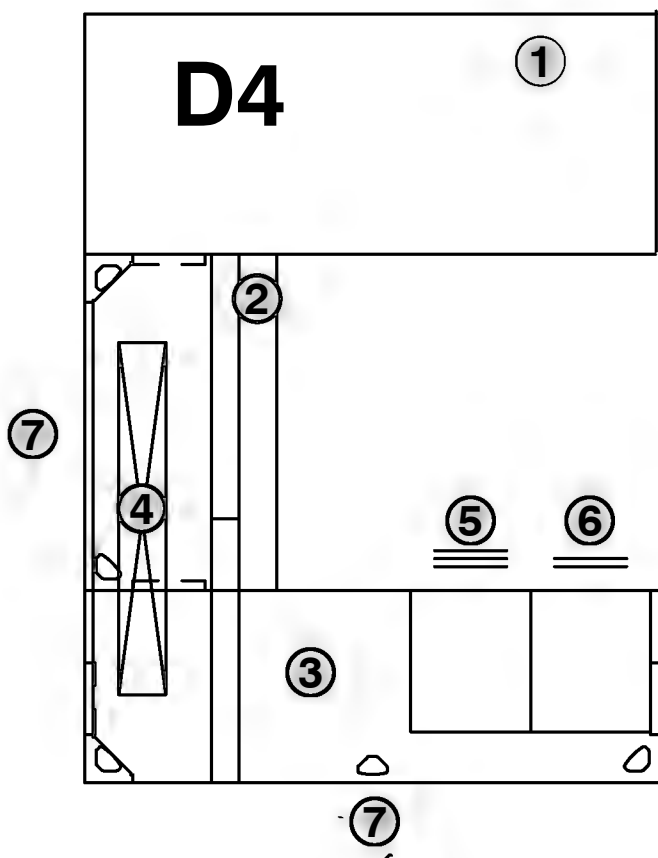


Dimensions	96"W x 72"D x 29"/64"H
Sq Footage	48 Ft ²
Description	U-Shaped Desk (42" Bridge, Overheads on Return)
UFC Areas	UFC Areas

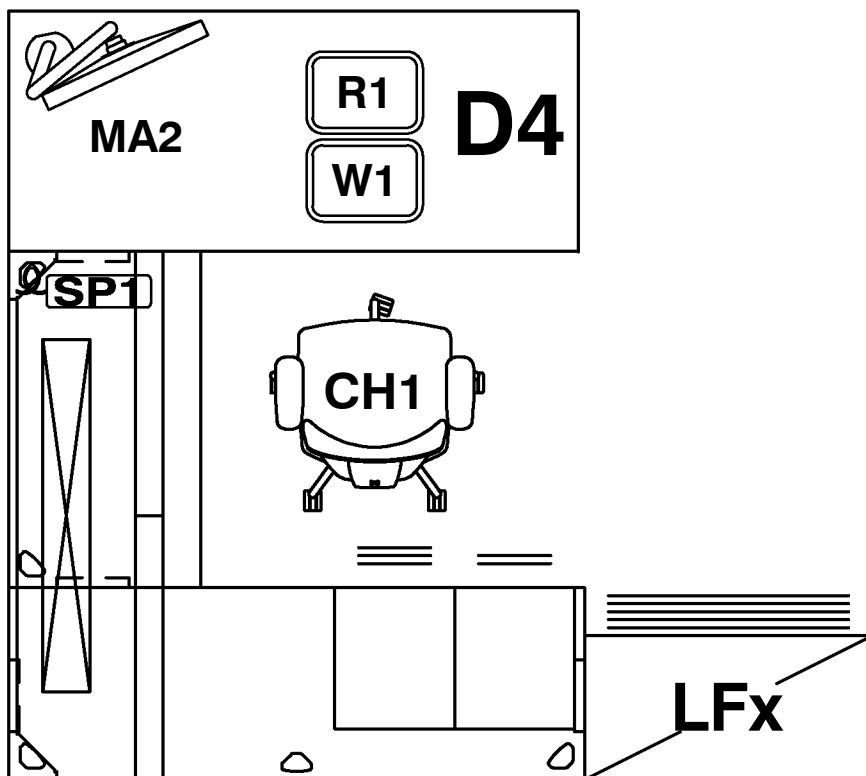

Army Reserve Furniture Typical	Desking Typical D4 Specs
July	-2018

METAL DESK UNIT

1. 30"x72" Adj Ht Table Desk w/ partial modesty
2. 24"x42" Rectangular Bridge
3. 24"x72" Rectangular Credenza
4. 66" Overhead w/ Tasklight & Tackboard
5. BBF Worksurface Supporting Ped 20"d
6. FF Worksurface Supporting Ped 20"d
7. Modesty panels required roomside



SCALE
1/4" = 1'



ACCESSORIES

TAG	DESCRIPTION
W1	Wastebasket (7 Gallon)
SP1	7 Outlet Power Strip (11 Hour Timer)
R1	Recycling Bin (Blue, 7 Gallon)
MA2	Monitor Arm (Silver, Clamp Mount)
LFx	Lateral File - 36"W (2dwr - 5dwr based on need)
CH1	Task Chair w/ Mesh Back & Adj Arms
CH2	Guest Chair



Dimensions 96"W x 72"D x 29"/64"H

Sq Footage 48 Ft²

Description U-Shaped Desk (42" Bridge, Overheads on Return)

UFC Areas

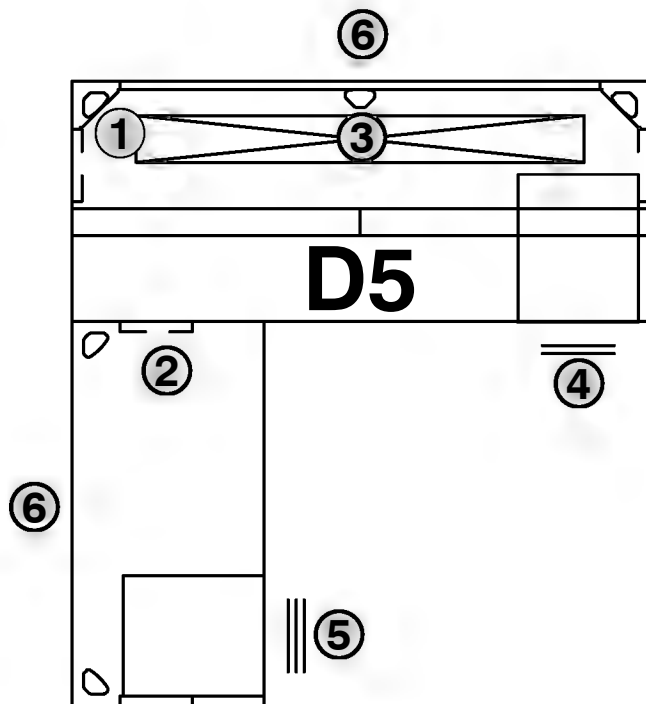
Army Reserve Furniture Typicals

Desking Typicals
D4 Accessories

July-2018

SCALE
1/4" = 1'





METAL DESK UNIT

1. 30"x72" Rectangular Desk
2. 24"x48" Rectangular Return
3. 72" Overhead w/ Tasklight & Tackboard
4. FF Worksurface Supporting Ped 20"d
5. BBF Worksurface Supporting Ped 20"d
6. 24"d Modesty panels required roomside

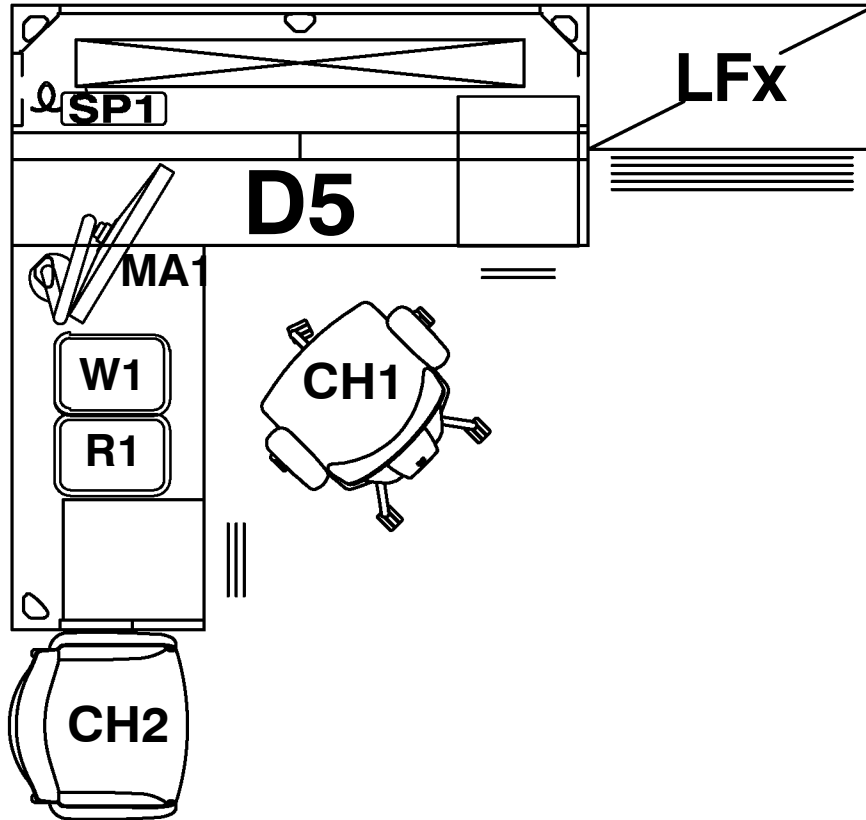


Dimensions	78"W x 72"D x 29"/64"H
Sq Footage	39 Ft ²
Description	L-Shaped Desk (48" Return, Overheads on Desk)
UFC Areas	UFC Areas

Army Reserve Furniture Typicals	Desking Typicals D5 Specs
July-2018	



SCALE
1/4" = 1'



ACCESSORIES


TAG	DESCRIPTION
LFx	Lateral File - 36"W (2dwr - 5dwr based on need)
W1	Wastebasket (7 Gallon)
SP1	7 Outlet Power Strip (11 Hour Timer)
R1	Recycling Bin (Blue, 7 Gallon)
MA1	Monitor Arm (Silver, Bolt-Through Grommet Mount)
CH1	Task Chair w/ Mesh Back & Adj Arms
CH2	Guest Chair

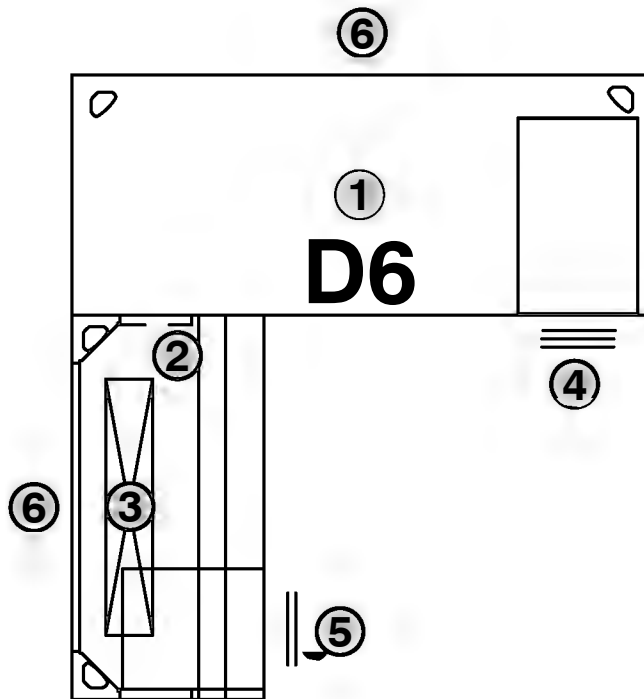


Dimensions	78"W x 72"D x 29"/64"H
Sq Footage	39 Ft ²
Description	L-Shaped Desk (48" Return, Overheads on Desk)
UFC Areas	UFC Areas

Army Reserve Furniture Typicals	Desking Typicals D5 Accessories
July-2018	

SCALE
1/4" = 1'





METAL DESK UNIT


1. 30"x72" Rectangular Desk
2. 24"x48" Rectangular Return
3. 48" Overhead w/ Tasklight & Tackboard
4. BBF Mobile Ped 24"d
5. FF Worksurface Supporting Ped 20"d
6. Modesty panel required roomside

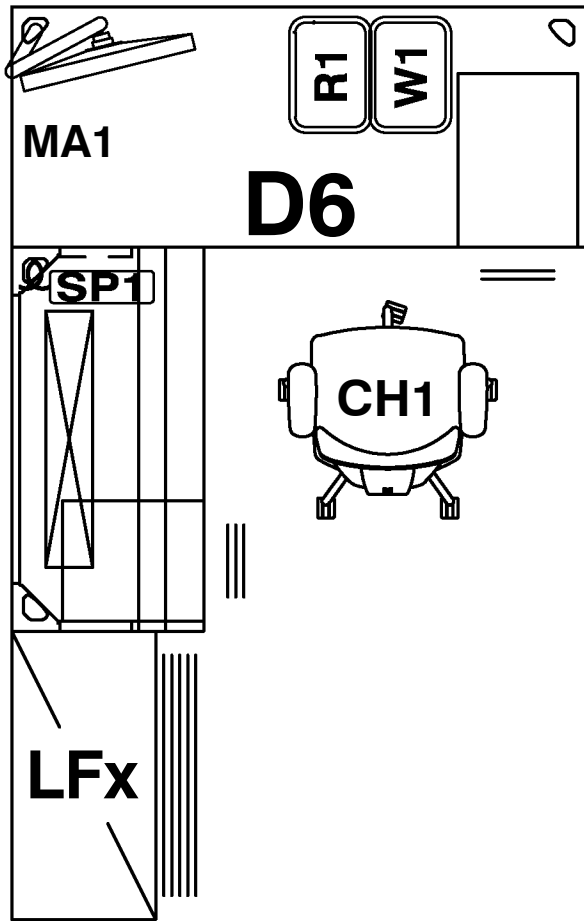

SCALE
1/4" = 1'



Dimensions	78"W x 72"D x 29"/64"H
Sq Footage	39 Ft ²
Description	L-Shaped Desk (48" Return, Overheads on Return)
UFC Areas	UFCAreas

Army Reserve Furniture Typicals	Deskings Typicals D6 Specs
July-2018	





ACCESSORIES

TAG	DESCRIPTION
MA1	Monitor Arm (Bolt-thru Mount @ grommet)
LFx	Lateral File - 36"W (2dwr - 5dwr based on need)
W1	Wastebasket (7 Gallon)
R1	Recycling Bin (Blue, 7 Gallon)
SP1	7 Outlet Power Strip (11 Hour Timer)
CH1	Task Chair w/ Mesh Back & Adj Arms
CH2	Guest Chair (Black Mesh Back)



78"W x 72"D x 29"/64"H

39 Ft²

L-Shaped Desk (48" Return, Overheads on Return)

UFC Areas

Dimensions

Sq Footage

Description

UFC Areas

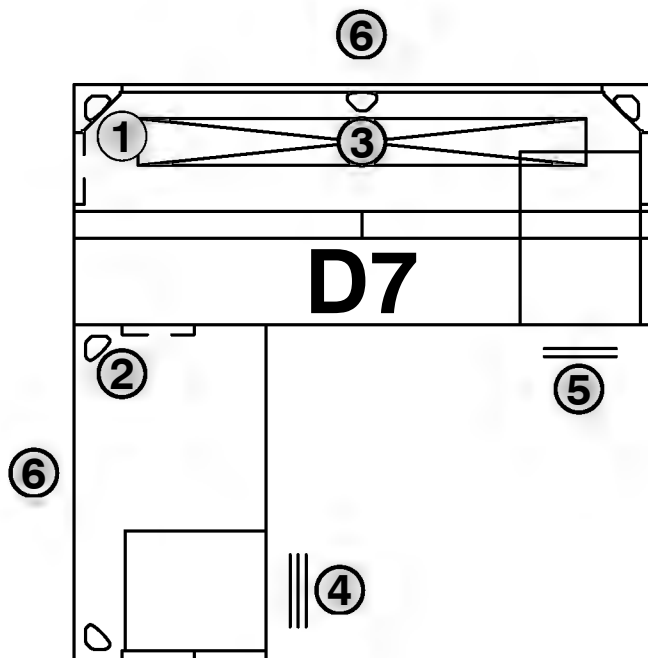
**Army Reserve
Furniture Typicals**

Desking Typicals
D6 Accessories

July-2018

SCALE
1/4" = 1'



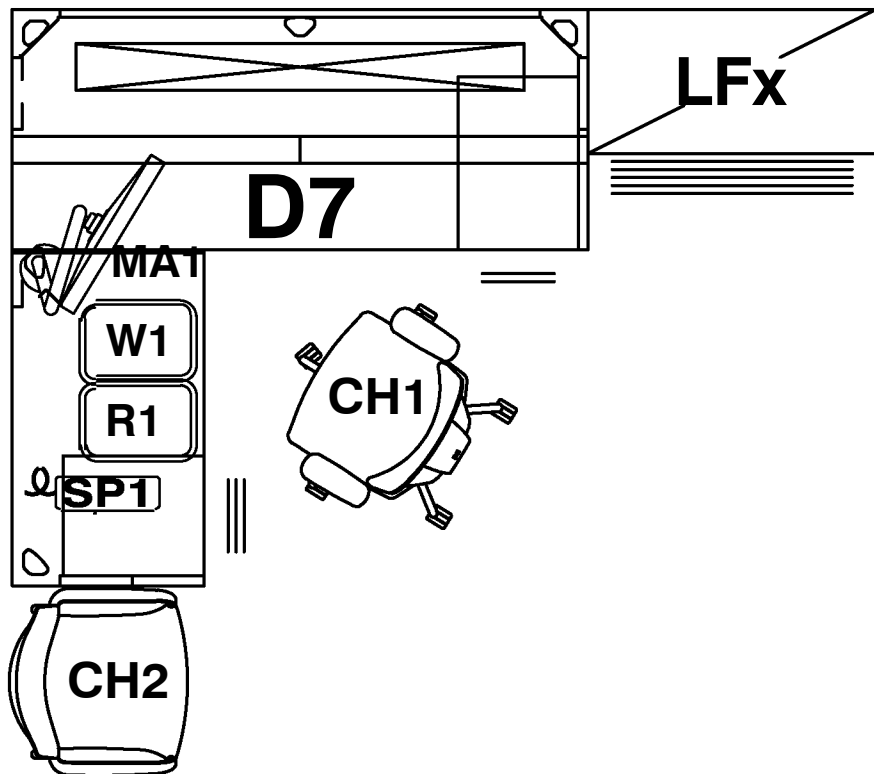


METAL DESK UNIT

1. 30"x72" Rectangular Desk
2. 24"x42" Rectangular Return
3. 72" Overhead w/ Tasklight & Tackboard
4. BBF Worksurface Supporting Ped 20"d
5. FF Worksurface Supporting Ped 24"d
6. Modesty panels required roomside

Dimensions	72"W x 72"D x 29"/64"H
Sq Footage	36 Ft ²
Description	L-Shaped Desk (42" Return, Overheads on Desk)
UFC Areas	UFC Areas

Army Reserve Furniture Typicals
Desking Typicals D7 Specs
July-2018



ACCESSORIES

TAG	DESCRIPTION
CH1	Task Chair (mesh back)
CH2	Recycling Bin (Blue, 7 Gallon)
W1	Wastebasket (7 Gallon)
R1	Guest Chair (Mesh Back)
SP1	7 Outlet Power Strip (11 Hour Timer)
MA1	Monitor Arm (Silver, Bolt-Through Mount)
LFx	Lateral File - 36"W (2dwr - 5dwr based on need)



Dimensions 72"W x 72"D x 29"/64"H

Sq Footage 36 Ft²

Description L-Shaped Desk (42" Return, Overheads on Desk)

UFC Areas

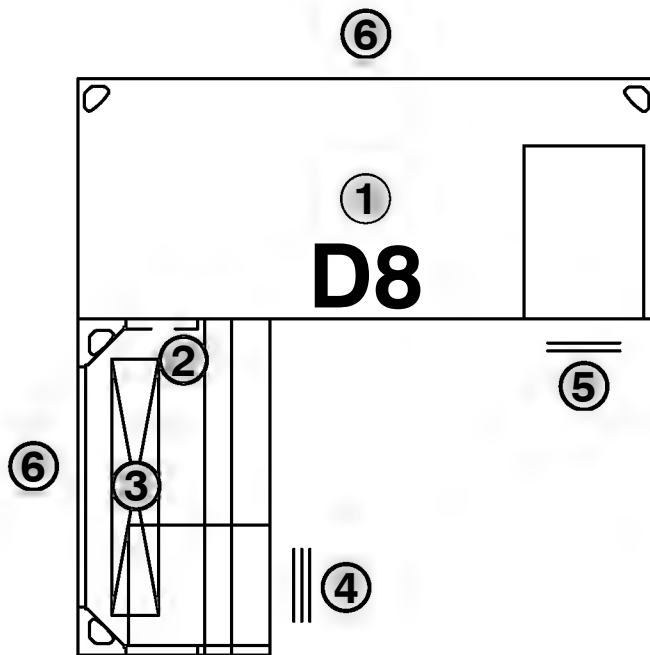
Army Reserve
Furniture Typicals

Desking Typicals
D7 Accessories

July-2018

SCALE
1/4" = 1'





METAL DESK UNIT


1. 30"x72" Rectangular Desk
2. 24"x42" Rectangular Return
3. 42" Overhead w/ Tasklight & Tackboard
4. BBF Worksurface Supporting Ped 20"d
5. BF Mobile Ped 20"d
6. Modesty panel required roomside

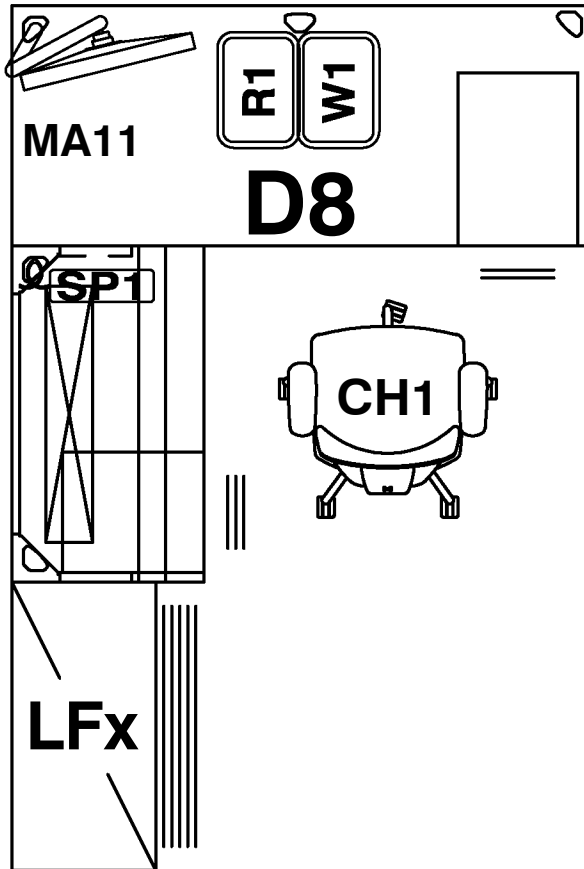

SCALE
1/2" = 1'



Dimensions	72"W x 72"D x 29"/64"H
Sq Footage	36 Ft ²
Description	L-Shaped Desk (42" Return, Overheads on Return)
UFC Areas	UFC Areas

Army Reserve Furniture Typicals	
Desking Typicals D8 Specs	
July-2018	





ACCESSORIES

TAG	DESCRIPTION
MA11	Monitor Arm (Silver, Bolt Through Mount)
LFx	Lateral File - 36"W (2dwr - 5dwr based on need)
W1	Wastebasket (7 Gallon)
R1	Recycling Bin (Blue, 7 Gallon)
SP1	7 Outlet Power Strip (11 Hour Timer)
CH1	Task Chair w/ Mesh Back & Adj Arms
CH2	Guest Chair



72"W x 72"D x 29"/64"H

36 Ft²

L-Shaped Desk (42" Return, Overheads on Return)

UFCAreas

Dimensions

Sq Footage

Description


UFC Areas

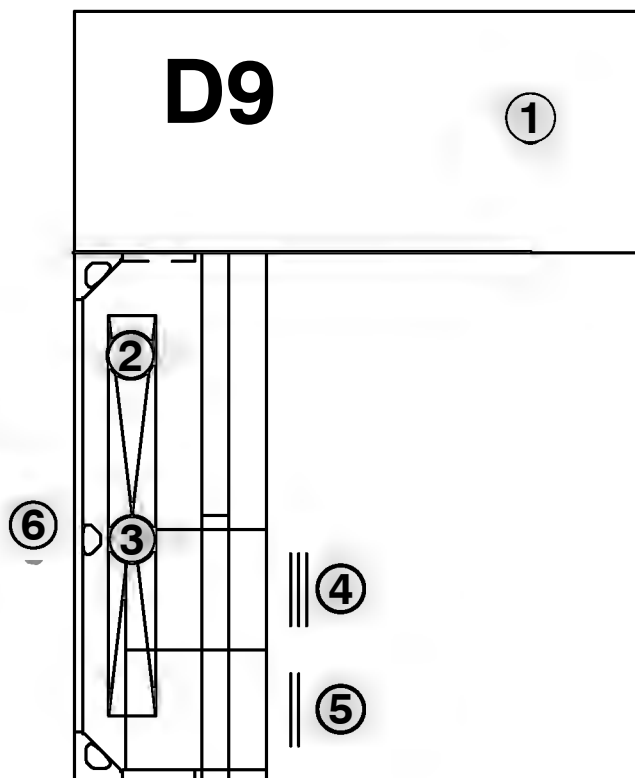
Army Reserve
Furniture Typicals

Desking Typicals
D8 Accessories

July-2018

SCALE
1/4" = 1'





METAL DESK UNIT

1. 30"x72" Adj Ht Table Desk w/ partial modesty
2. 24"x66" Rectangular Return
3. 66" Overhead w/ Tasklight and Tackboard
4. BBF Worksurface Supporting Ped 20"d
5. FF Worksurface Supporting Ped 20"d
6. Modesty panel required roomside

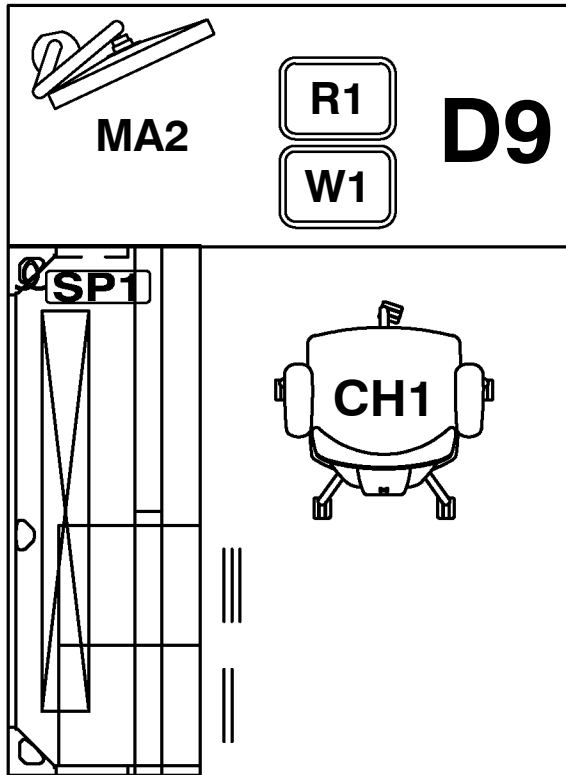



Dimensions	96"W x 72"D x 29"/64"H
Sq Footage	48 Ft ²
Description	L-Shaped Desk (66" Return, Overheads on Return)
UFC Areas	UFCAreas

Army Reserve Furniture Typicals	Desking Typicals D9 Specs
July 2018	



SCALE
1/4" = 1'



ACCESSORIES


TAG	DESCRIPTION
W1	Wastebasket (7 Gallon)
SP1	7 Outlet Power Strip (11 Hour Timer)
R1	Recycling Bin (Blue, 7 Gallon)
MA2	Monitor Arm (Silver, Clamp Mount)
CH1	Task Chair w/ Mesh Back & Adj Arms
CH2	Guest Chair

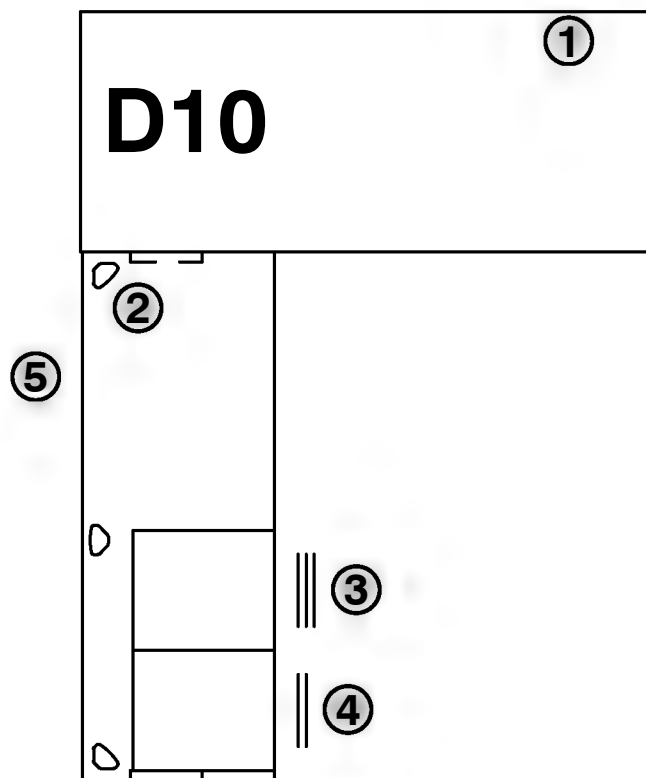


Dimensions	96"W x 72"D x 29"/64"H
Sq Footage	48 Ft ²
Description	L-Shaped Desk (66" Return, Overheads on Return)
UFC Areas	UFC Areas

Army Reserve Furniture Typical	Desking Typical D9 Accessories
July-2018	

SCALE
1/4" = 1'





METAL DESK UNIT

1. 30"x72" Adj Ht Table Desk w/ partial modesty
2. 24"x66" Rectangular Return
3. BBF Worksurface Supporting Ped 20"d
4. FF Worksurface Supporting Ped 20"d
5. Modesty panel required roomside

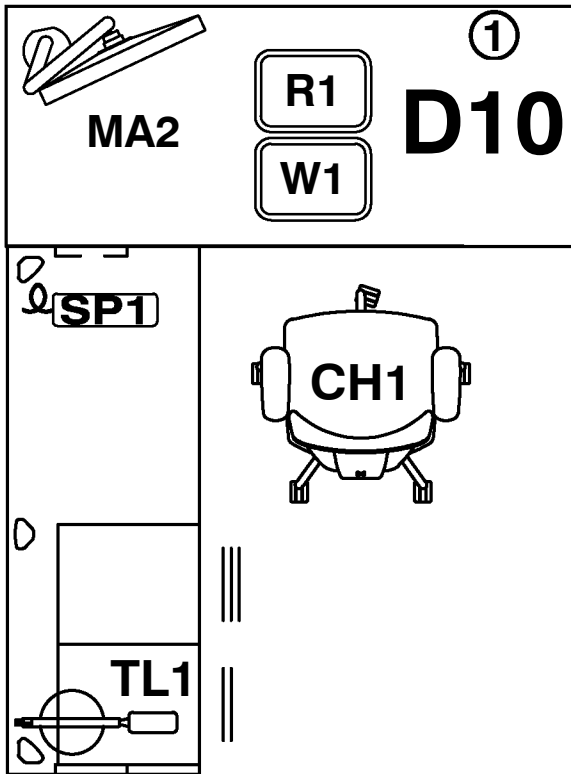

SCALE
1/4" = 1'



Dimensions	96"W x 72"D x 29"H
Sq Footage	48 Ft ²
Description	L-Shaped Desk (66" Return, No Overheads)
UFC Areas	UFC Areas

Army Reserve Furniture Typicals	
Desking Typicals D10 Specs	
July-2018	





ACCESSORIES

TAG	DESCRIPTION
W1	Wastebasket (7 Gallon)
TL1	LED Desk Lamp (Silver)
SP1	7 Outlet Power Strip (11 Hour Timer)
R1	Recycling Bin (Blue, 7 Gallon)
MA2	Monitor Arm (Silver, Clamp Mount)
CH1	Task Chair w/ Mesh Back & Adj Arms
CH2	Guest Chair



Dimensions 96"W x 72"D x 29"H

Sq Footage 48 Ft²

Description L-Shaped Desk (66" Return, No Overheads)

UFC Areas UFC Areas

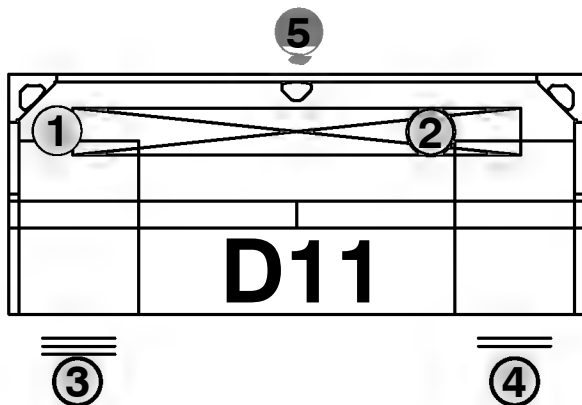
Army Reserve
Furniture Typicals

Desking Typicals
D10 Accessories

July-2018

SCALE
1/4" = 1'



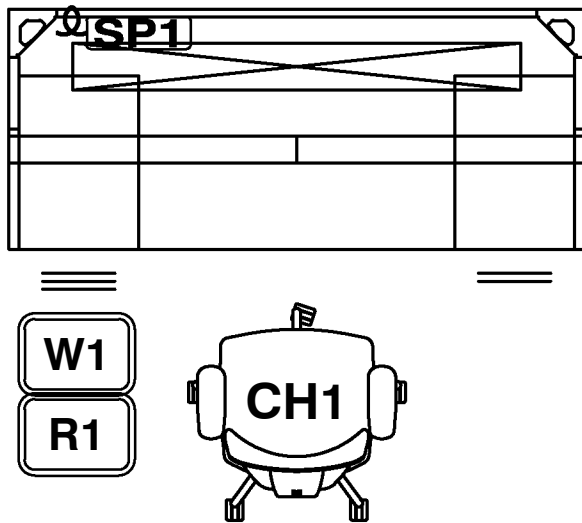


METAL DESK UNIT

1. 30"x72" Rectangular Desk
2. 72" Overhead w/ Tasklight & Tackboard
3. BBF Worksurface Supporting Ped 24"d
4. FF Worksurface Supporting Ped 24"d
5. Modesty panel required roomside

Dimensions	72"W x 30"D x 29"/64"H
Sq Footage	15 Ft ²
Description	Double-Pedestal Desk (Overheads)
UFC Areas	UFCAreas

Army Reserve Furniture Typicals
Desking Typicals D11 Specs
July-2018



ACCESSORIES


TAG	DESCRIPTION
W1	Wastebasket (7 Gallon)
SP1	7 Outlet Power Strip (11 Hour Timer)
R1	Recycling Bin (Blue, 7 Gallon) Task
CH1	Chair w/ Mesh Back & Adj Arms

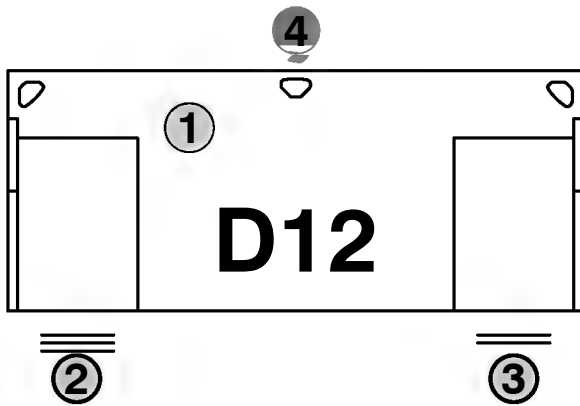


Dimensions	72"W x 30"D x 29"/64"H
Sq Footage	15 Ft ²
Description	Double-Pedestal Desk (Overheads)
UFC Areas	UFC Areas

Army Reserve Furniture Typicals	Deskling Typicals D11 Accessories
July-2018	

SCALE
1/4" = 1'





METAL DESK UNIT

1. 30"x72" Rectangular Desk
2. BBF Worksurface Supporting Ped 24"d
3. FF Worksurface Supporting Ped 24"d
4. Modesty panel required roomside

SCALE
1/4" = 1'

SHEET 023
D12
OF 115

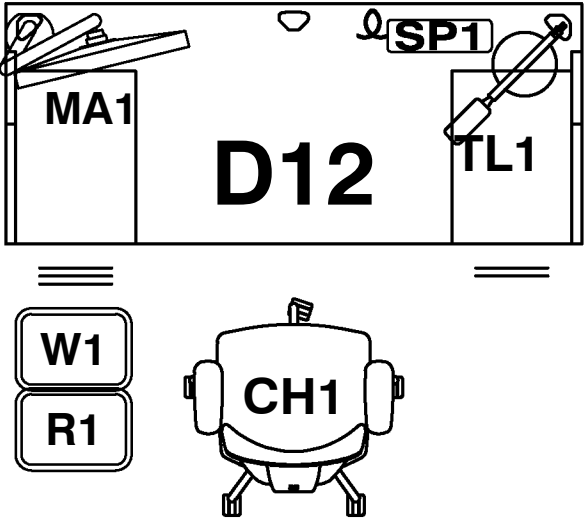
**Army Reserve
Furniture Typical**
Desking Typical
D12 Specs
July-2018

Dimensions	72"W x 30"D x 29"H
Sq Footage	15 Ft ²
Description	Double-Pedestal Desk (No Overheads)
UFC Areas	UFC Areas



ACCESSORIES

TAG	DESCRIPTION
MA1	Monitor Arm (Silver, Bolt-Through Mount)
TL1	LED Desk Lamp (Silver)
W1	Wastebasket (7 Gallon)
SP1	7 Outlet Power Strip (11 Hour Timer)
R1	Recycling Bin (Blue, 7 Gallon)
CH1	Task Chair w/ Mesh Back & Adj Arms



72"W x 30"D x 29"H

15 Ft²

Double-Pedestal Desk (No Overheads)

UFCAreas

Dimensions

Sq Footage

Description

UFC Areas

Army Reserve
Furniture Typicals

Desking Typicals
D12 Accessories

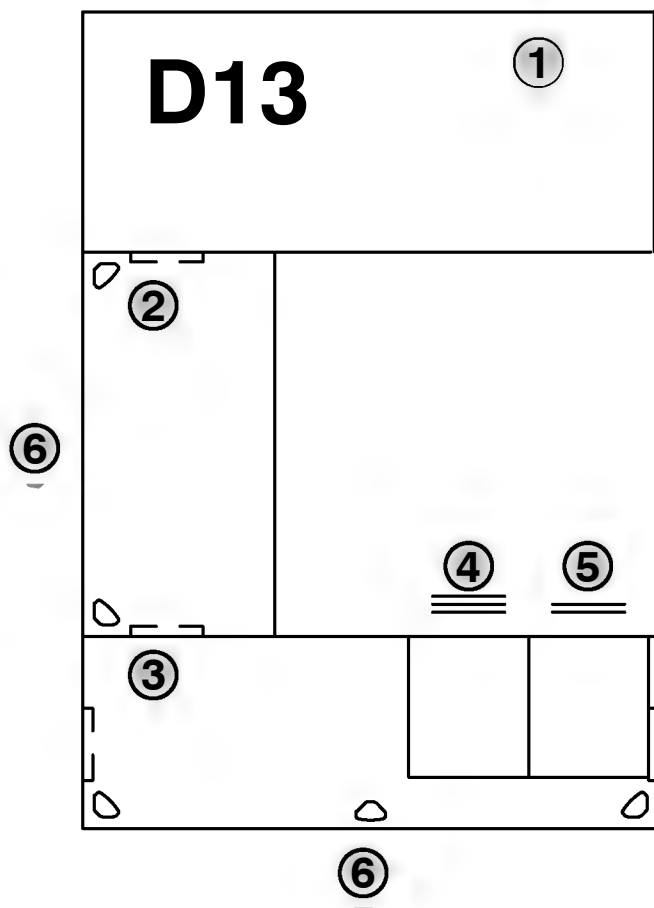
July-2018

SCALE
1/4" = 1'

SHEET 024
D12
OF 115

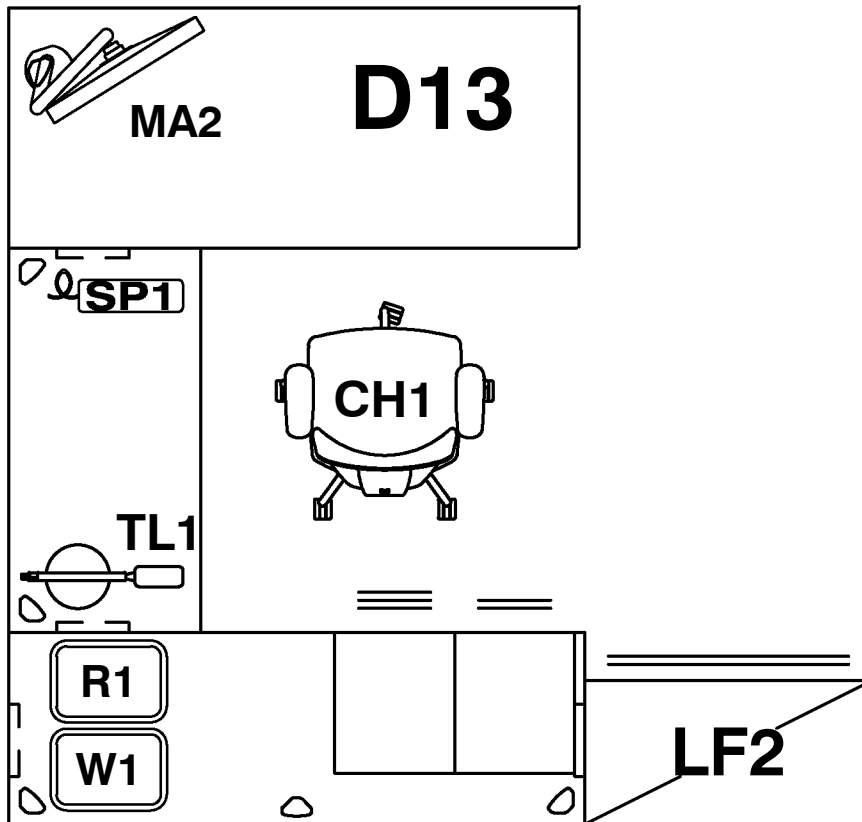

METAL DESK UNIT

1. 30"x72" Adj Ht Table Desk w/ partial modesty
2. 24"x48" Rectangular Bridge
3. 24"x72" Rectangular Credenza
4. BBF Worksurface Supporting Ped 20"d
5. FF Worksurface Supporting Ped 20"d
6. Modesty panel required roomside



Dimensions	102"W x 72"D x 29"H
Sq Footage	51 Ft ²
Description	U-Shaped Desk (48" Bridge, No Overheads)
UFC Areas	UFCAreas

Army Reserve Furniture Typicals	Desking Typicals D13 Specs
July-2018	



ACCESSORIES

TAG	DESCRIPTION
W1	Wastebasket (7 Gallon)
TL1	LED Desk Lamp (Silver)
SP1	7 Outlet Power Strip (11 Hour Timer)
R1	Recycling Bin (Blue, 7 Gallon)
MA2	Monitor Arm (Silver, Clamp Mount)
LF2	2H Lateral File - 36"W
CH1	Task Chair w/ Mesh Back & Adj Arms
CH2	Guest Chair



Dimensions	102"W x 72"D x 29"H
Sq Footage	51 Ft ²
Description	U-Shaped Desk (48" Bridge, No Overheads)
UFC Areas	UFC Areas

Army Reserve Furniture Typicals	Desking Typicals D13 Accessories
July-2018	

SCALE
1/4" = 1'

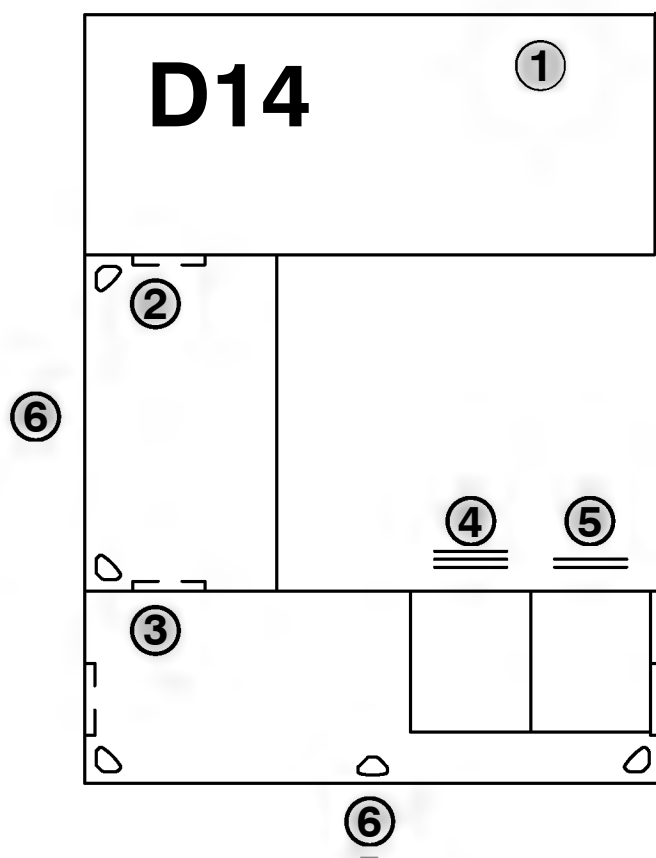


Dimensions	96"W x 72"D x 29"H
Sq Footage	48 Ft ²
Description	U-Shaped Desk (42" Bridge, No Overheads)
UFC Areas	UFC Areas

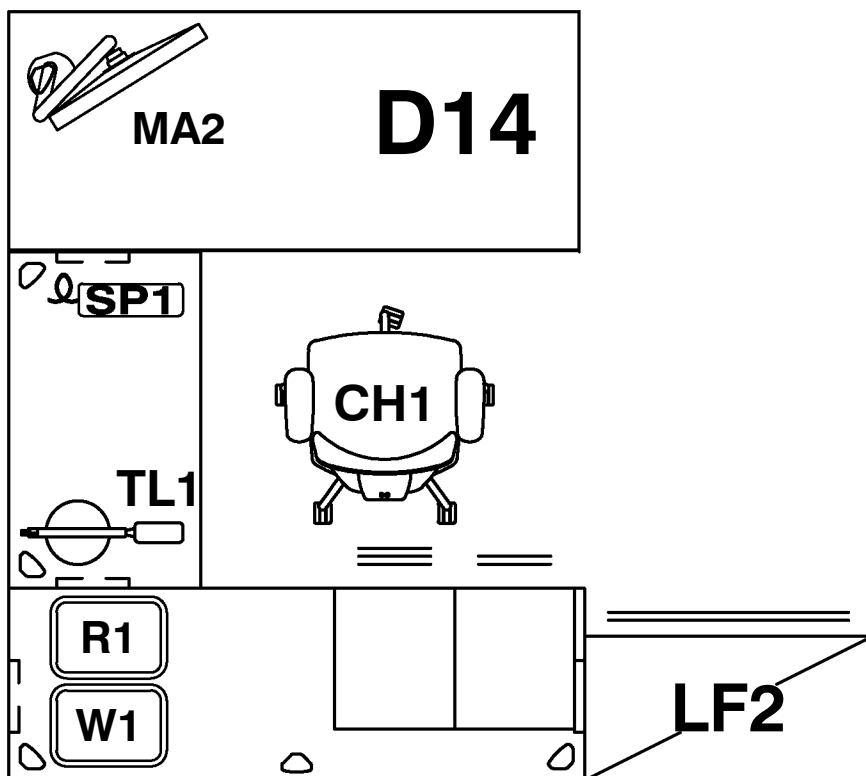

Army Reserve Furniture Typicals	Desking Typicals D14 Specs
July-2018	

METAL DESK UNIT

1. 30"x72" Adj Ht Table Desk w/ partial modesty
2. 24"x42" Rectangular Bridge
3. 24"x72" Rectangular Credenza
4. BBF Worksurface Supporting Ped 20"d
5. FF Worksurface Supporting Ped 20"d
6. Modesty panel required roomside



SCALE
1/4" = 1'



ACCESSORIES

TAG	DESCRIPTION
TL1	LED Desk Lamp (Silver)
W1	Wastebasket (7 Gallon)
SP1	Outlet Power Strip (11 Hour Timer)
R1	Recycling Bin (Blue, 7 Gallon)
MA2	Monitor Arm (Silver, Clamp Mount)
LF2	2H Lateral File - 36"W
CH1	Task Chair w/ Mesh Back & Adj Arms
CH2	Guest Chair



Dimensions 96"W x 72"D x 29"H

Sq Footage 48 Ft²

Description U-Shaped Desk (42" Bridge, No Overheads)


UFC Areas UFC Areas

Army Reserve
Furniture Typicals

Desking Typicals
D14 Accessories

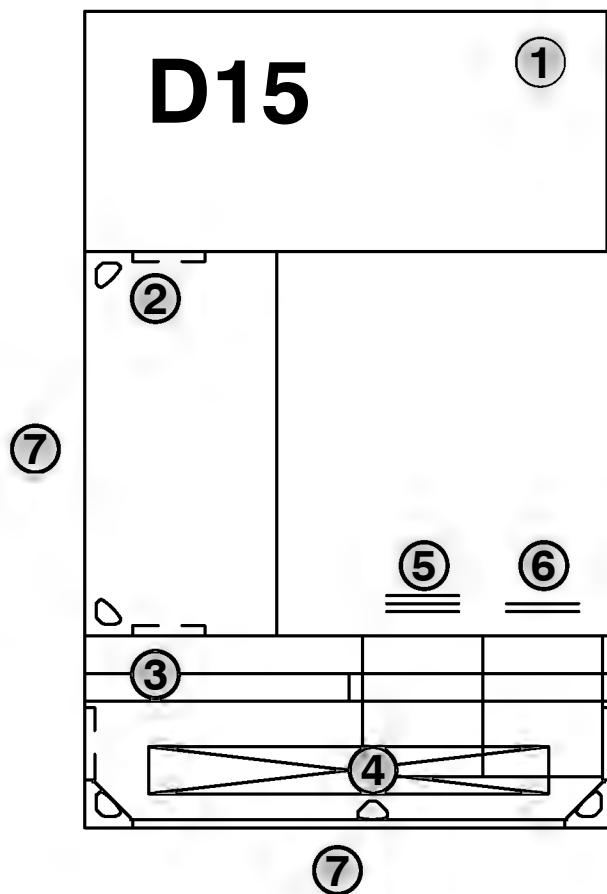
July-2018

SCALE
1/4" = 1'



METAL DESK UNIT

1. 30"x72" Adj Ht Table Desk w/ partial modesty
2. 24"x48" Rectangular Bridge
3. 24"x66" Rectangular Credenza
4. 66" Overhead w/ Tasklight & Tackboard
5. BBF Worksurface Supporting Ped 20"d
6. FF Worksurface Supporting Ped 20"d
7. Modesty panel required roomside

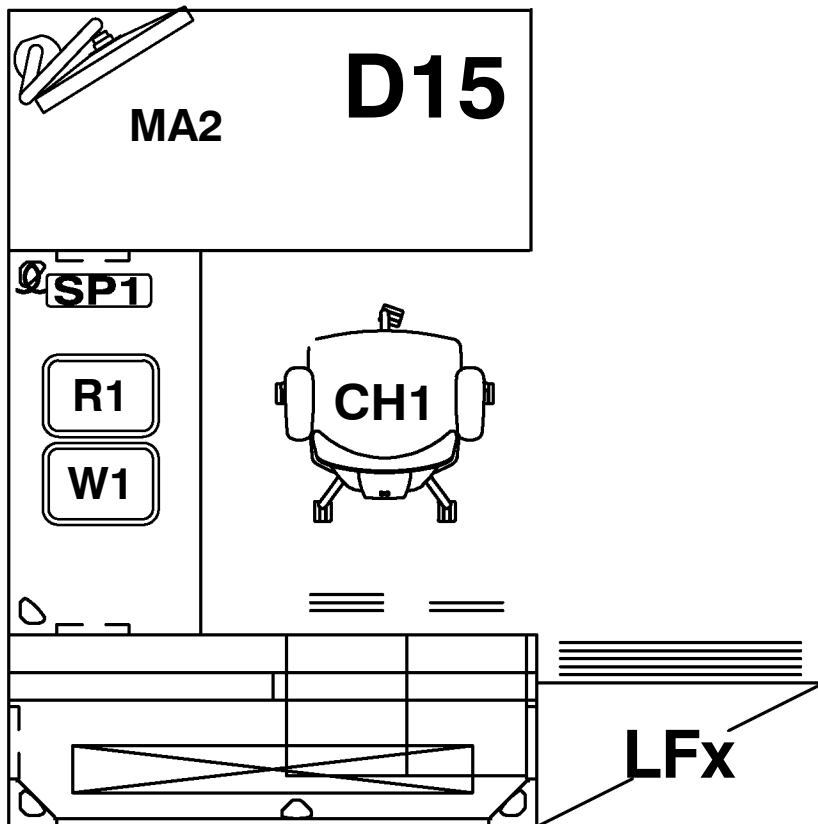



Dimensions	102"W x 72"D x 29"/64"H
Sq Footage	51 Ft ²
Description	U-Shaped Desk (48" Bridge, Overheads on 66" Credenza)
UFC Areas	UFCAreas

Army Reserve Furniture Typicals	Desking Typicals D15 Specs
July-2018	

SHEET 029 D15 OF 115

SCALE
1/4" = 1'



ACCESSORIES

TAG	DESCRIPTION
W1	Wastebasket (7 Gallon)
SP1	7 Outlet Power Strip (11 Hour Timer)
R1	Recycling Bin (Blue, 7 Gallon)
MA2	Monitor Arm (Silver, Clamp Mount)
LFx	Lateral File - 36"W (2H - 5H based on User need)
CH1	Task Chair w/ Mesh Back & Adj Arms
CH2	Guest Chair

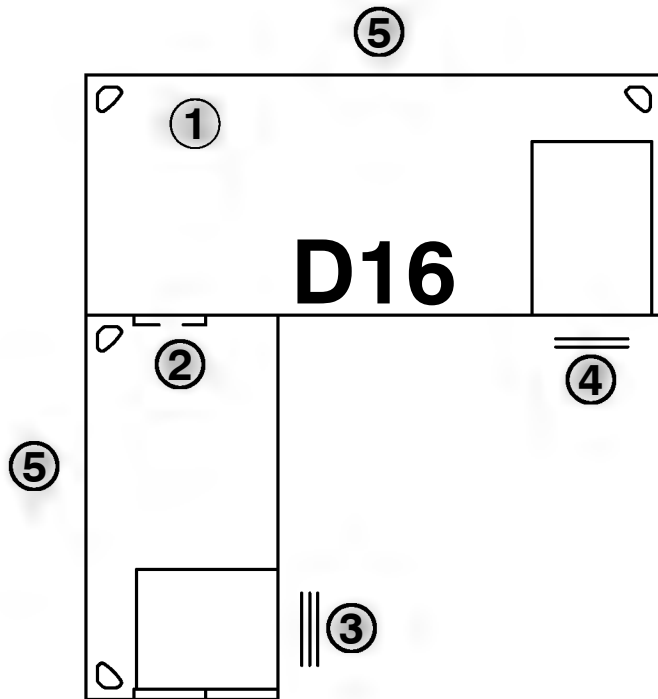


Dimensions	102"W x 72"D x 29"/64"H
Sq Footage	51 Ft ²
Description	U-Shaped Desk (48" Bridge, Overheads on 66" Credenza)
UFC Areas	UFC Areas

Army Reserve Furniture Typicals	Desking Typicals D15 Accessories
July 2018	



SCALE
1/4" = 1'



METAL DESK UNIT

1. 30"x72" Desk
2. 24"x48" Rectangular Return
3. BBF Worksurface Supporting Ped 20"d
4. BF Worksurface Supporting Ped 20"d
5. Modesty panel required roomside

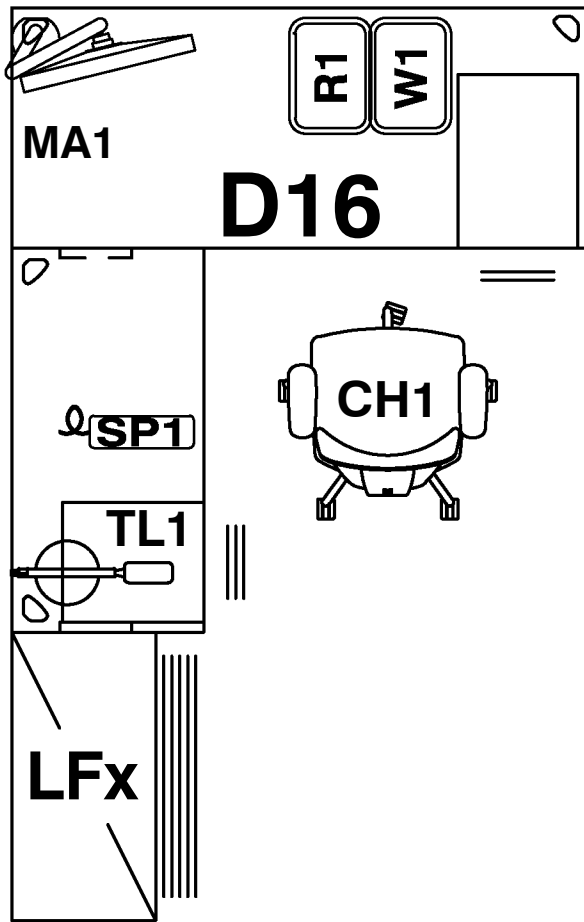

SCALE
1/4" = 1'



Dimensions	78"W x 72"D x 29"H
Sq Footage	39 Ft ²
Description	L-Shaped Desk (48" Return, No Overheads)
UFC Areas	UFC Areas

Army Reserve Furniture Typicals	Desking Typicals D16 Specs
July 2018	





ACCESSORIES

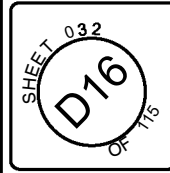
TAG	DESCRIPTION
MA1	Monitor Arm (Silver, Bolt-through Mount)
LFx	Lateral File - 36"W (2H - 5H based on User need)
W1	Wastebasket (7 Gallon)
R1	Recycling Bin (Blue, 7 Gallon)
TL1	LED Desk Lamp (Silver)
SP1	7 Outlet Power Strip (11 Hour Timer)
CH1	Task Chair w/ Mesh Back & Adj Arms
CH2	Guest Chair

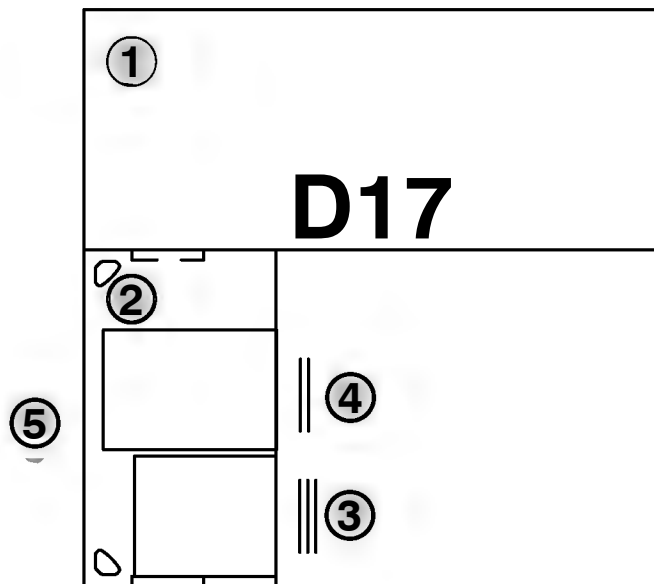


Dimensions	78"W x 72"D x 29"H
Sq Footage	39 Ft²
Description	L-Shaped Desk (48" Return, No Overheads)
UFC Areas	UFCAreas

Army Reserve Furniture Typicals
Desking Typicals D16 Accessories
July 2018

SCALE
1/4" = 1'





METAL DESK UNIT

1. 30"x72" Adj Ht Table Desk w/ Partial Modesty
2. 24"x42" Rectangular Return
3. BBF Worksurface Supporting Ped 20"d
4. BF Mobile Ped 20"d
5. Modesty panel required roomside

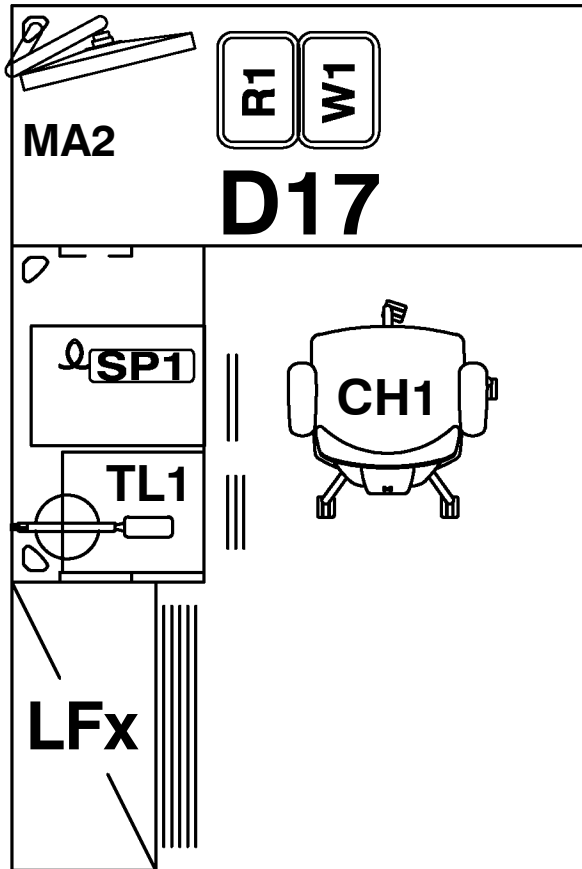

SCALE
1/4" = 1'



Dimensions	72"W x 72"D x 29"H
Sq Footage	36 Ft ²
Description	L-Shaped Desk (42" Return, No Overheads)
UFC Areas	UFC Areas

Army Reserve Furniture Typical
Desking Typical D17 Specs
July 2018





ACCESSORIES

TAG	DESCRIPTION
MA2	Monitor Arm (Silver, Clamp Mount)
LFx	Lateral File - 36"W (2H - 5H based on User need)
W1	Wastebasket (7 Gallon)
R1	Recycling Bin (Blue, 7 Gallon)
TL1	LED Desk Lamp (Silver)
SP1	7 Outlet Power Strip (11 Hour Timer)
CH1	Task Chair w/ Mesh Back & Adj Arms
CH2	Guest Chair



Dimensions	72"W x 72"D x 29"H
Sq Footage	36 Ft ²
Description	L-Shaped Desk (42" Return, No Overheads)
UFC Areas	UFCAreas

Army Reserve Furniture Typicals
Desking Typicals D17 Accessories
July 2018

SCALE
1/4" = 1'



D18

①

⑥

②

③

④

⑤

METAL DESK UNIT

1. 30"x72" Adj Ht Table Desk w/ Partial Modesty
2. 24"x60" Rectangular Return
3. 60" Overhead w/ Tasklight and Tackboard
4. BBF Worksurface Supporting Ped 20"d
5. FF Worksurface Supporting Ped 20"d
6. Modesty panel required roomside

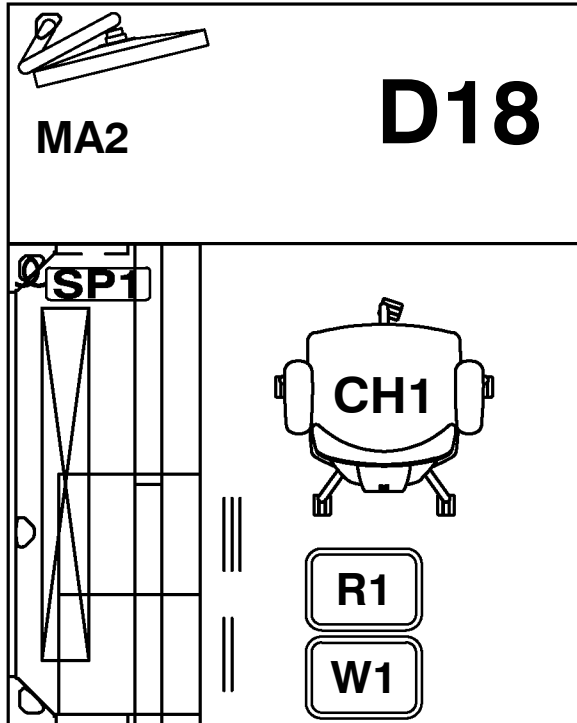

SCALE
1/2" = 1'



Dimensions	90"W x 72"D x 29"/64"H
Sq Footage	45 Ft ²
Description	L-Shaped Desk (60" Return, Overheads on Return)
UFC Areas	UFCAreas

Army Reserve Furniture Typicals	Desking Typicals D18 Specs
July 2018	





ACCESSORIES

TAG	DESCRIPTION
W1	Wastebasket (7 Gallon)
SP1	7 Outlet Power Strip (11 Hour Timer)
R1	Recycling Bin (Blue, 7 Gallon)
MA2	Monitor Arm (Silver, Bolt-Through Mount)
CH1	Task Chair w/ Mesh Back & Adj Arms
CH2	Guest Chair



Dimensions	90"W x 72"D x 29"/64"H
Sq Footage	45 Ft ²
Description	L-Shaped Desk (60" Return, Overheads on Return)
UFC Areas	UFC Areas

Army Reserve Furniture Typicals	Desking Typicals D18 Accessories
July-2018	

SCALE
1/4" = 1'

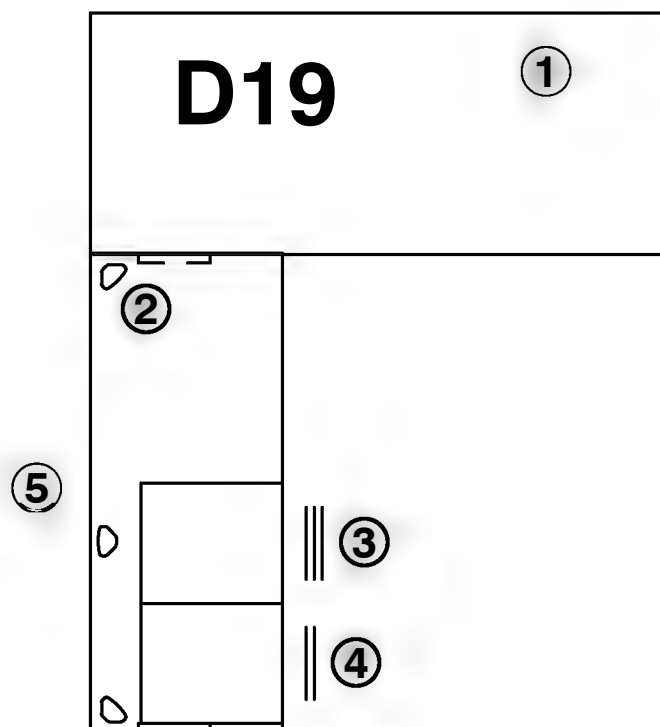


Dimensions	90"W x 72"D x 29"H
Sq Ftage	45 Ft ²
Description	L-Shaped Desk (60" Return, No Overheads)
UFC Areas	UFC Areas

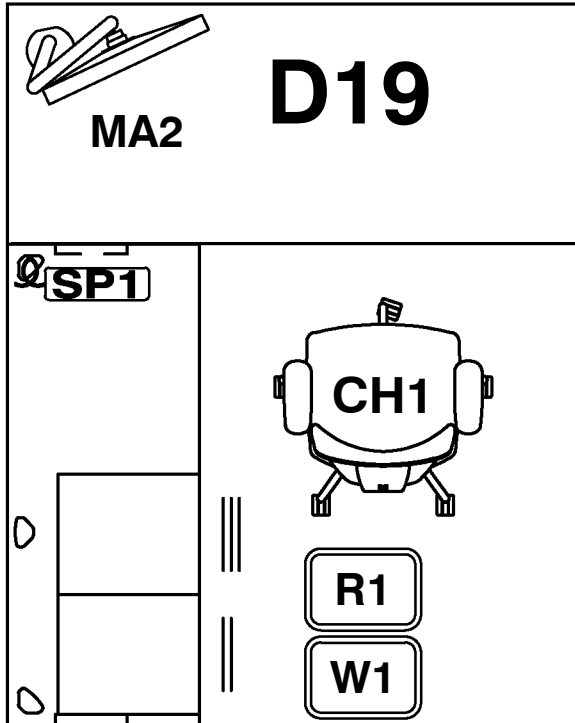

Army Reserve Furniture Typicals	Desking Typicals D19 Specs
July-2018	

METAL DESK UNIT

1. 30"x72" Adj Ht Table Desk w/ partial modesty
2. 24"x60" Rectangular Return
3. BBF Worksurface Supporting Ped 20"d
4. FF Worksurface Supporting Ped 20"d
5. Modesty panel required roomside



SCALE
1/4" = 1'



ACCESSORIES

TAG	DESCRIPTION
W1	Wastebasket (7 Gallon)
SP1	7 Outlet Power Strip (11 Hour Timer)
R1	Recycling Bin (Blue, 7 Gallon)
MA2	Monitor Arm (Silver, Clamp Mount)
CH1	Task Chair w/ Mesh Back & Adj Arms
CH2	Guest Chair



Dimensions	90"W x 72"D x 29"H
Sq Footage	45 Ft ²
Description	L-Shaped Desk (60° Return, No Overheads)
UFC Areas	UFC Areas

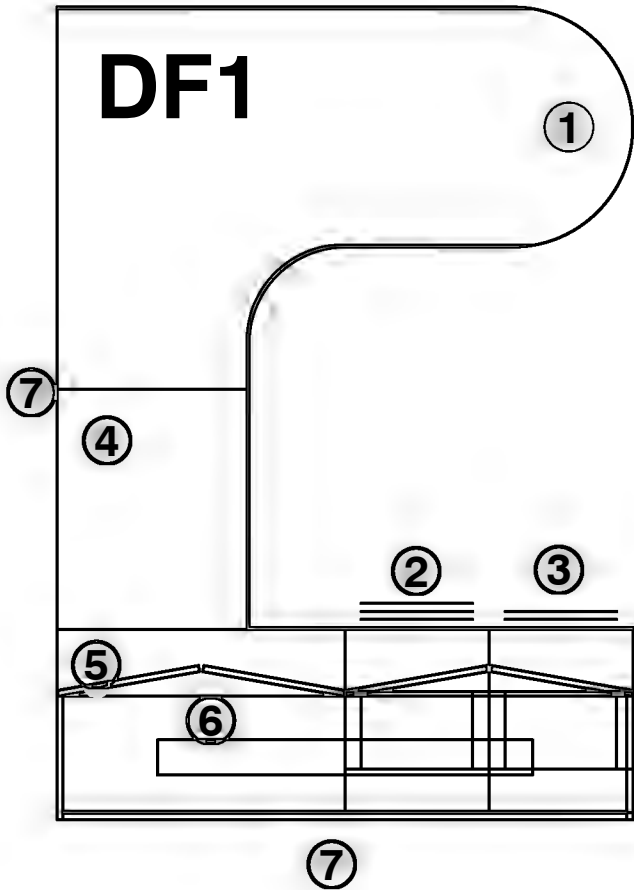
Army Reserve Furniture Typicals	Deskling Typicals D19 Accessories
July-2018	

SCALE
1/2" = 1'



WOOD / METAL DESK UNIT

Family Support & Recruiting/Retention Office
Transitional Style



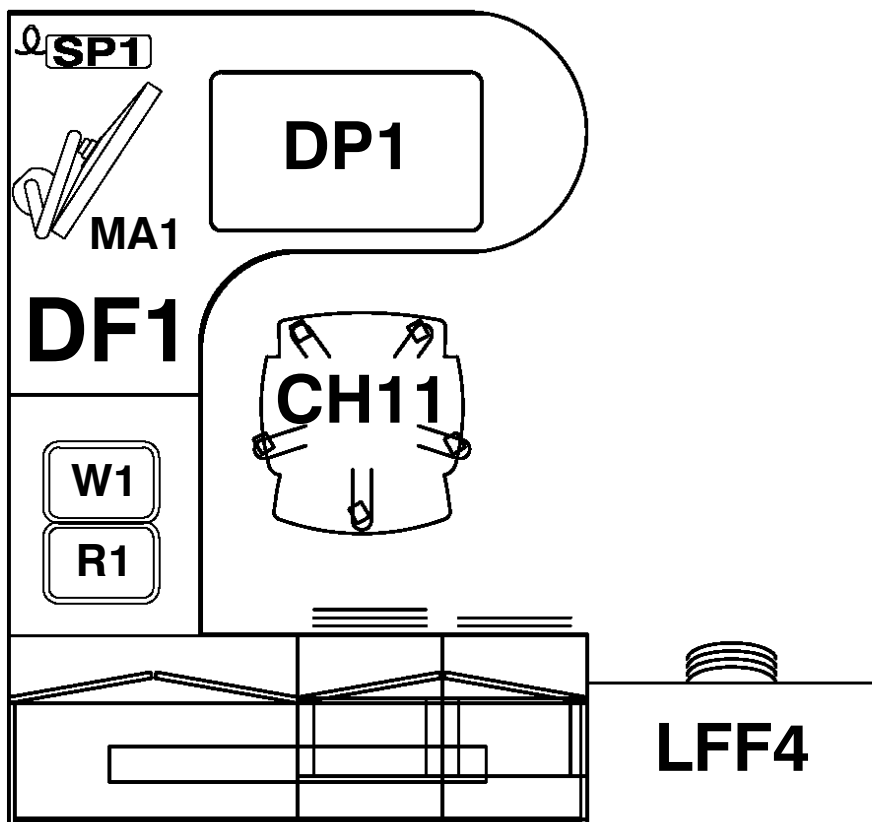
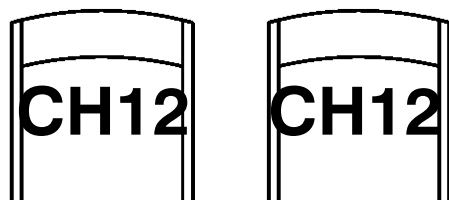
1. 48"x72" U-Top Radius Veneered Worksurface with Partial Veneered Modesty Panel
2. Metal Pedestal, Veneered Front BBF 15" W 23"d
3. Metal Pedestal, Veneered front FF 15" W 23"d
4. 24"x30" Veneered Return Worksurface
5. 24"x72" Veneered Credenza Worksurface
6. 16"D x 72"W Veneered Highback Organizer with Veneered Hinged Doors, Tasklight, and Tackboard
7. Veneered Modesty Panel Required Open Roomside

Dimensions	102"W x 72"D x 29"/64"H
Sq Ftage	51 Ft ²
Description	U-Shaped Wood Desk (Overheads on Credenza)
UFC Areas	UFC Areas

Army Reserve Furniture Typicals	Exec Desking Typicals DF1 Specs
July-2018	

SCALE
1/2" = 1'

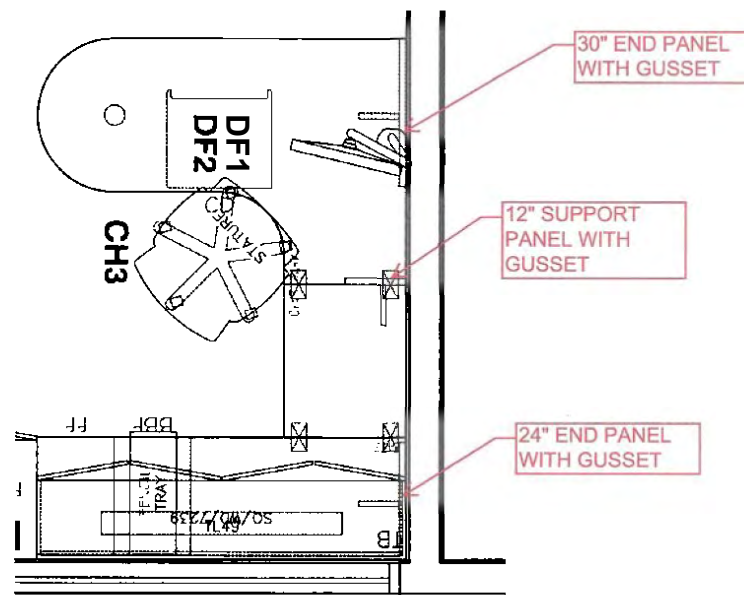
SHEET 039
DF1
OF 115



ACCESSORIES

TAG	DESCRIPTION
CH11	High Back Task Chair
DP1	Desk Pad (Black)
W1	Wastebasket (7 Gallon)
SP1	7 Outlet Power Strip (11 Hour Timer)
R1	Recycling Bin (Blue, 7 Gallon)
MA1	MA1 Monitor Arm (Silver, Bolt-Through Mount)
LFF	Metal Lateral File w/ Veneered drawer fronts
CH12	Wood Frame Guest Chair (Arched Arms, Wood Top Rail)

Correct placement of desk supports:



Dimensions 102"W x 72"D x 29"/64"H

Sq Ft 51 Ft²

Description U-Shaped Wood Desk (Overheads on Credenza)

UFC Areas

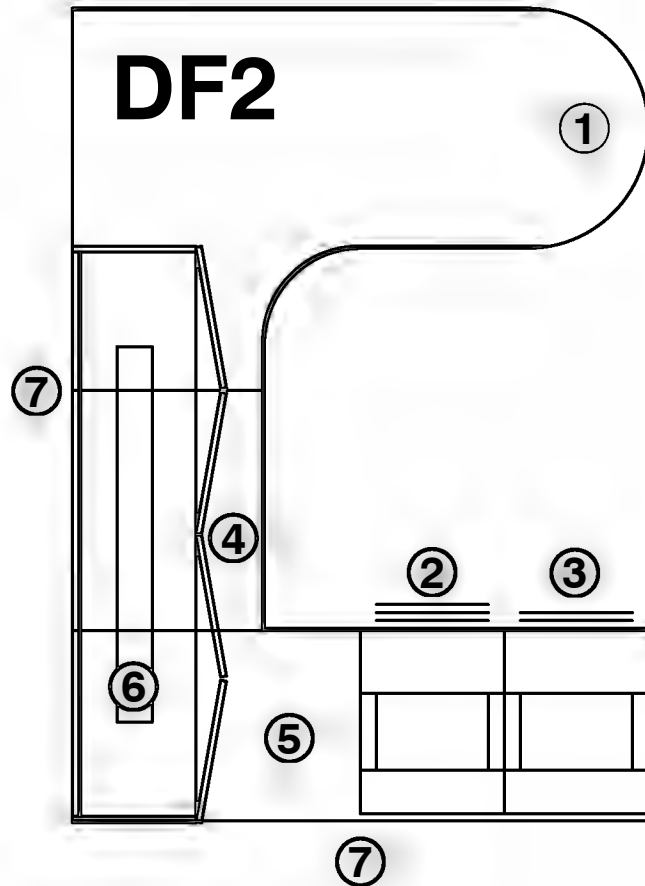
Army Reserve
Furniture Typicals

Exec Desking Typicals
DF1 Accessories

July-2018

SCALE
1/4" = 1'





Family Support & Recruiting/Retention Office Transitional Style

1. 48"x72" U-Top Radius Veneered Desk with Partial Veneered Modesty Panel
2. Metal Pedestal, Veneered Front BBF 15"W x 23"D
3. Metal Pedestal, Veneered Front FF 15"W x 23"D
4. 24"D x 30"W Veneered Return
5. 24"D x 72"W Veneered Credenza
6. 16"D x 72"W Veneered Highback Organizer with Veneered Hinged Doors, Tasklight, and Tackboard
7. Veneered Modesty Panel Required Open Roomside



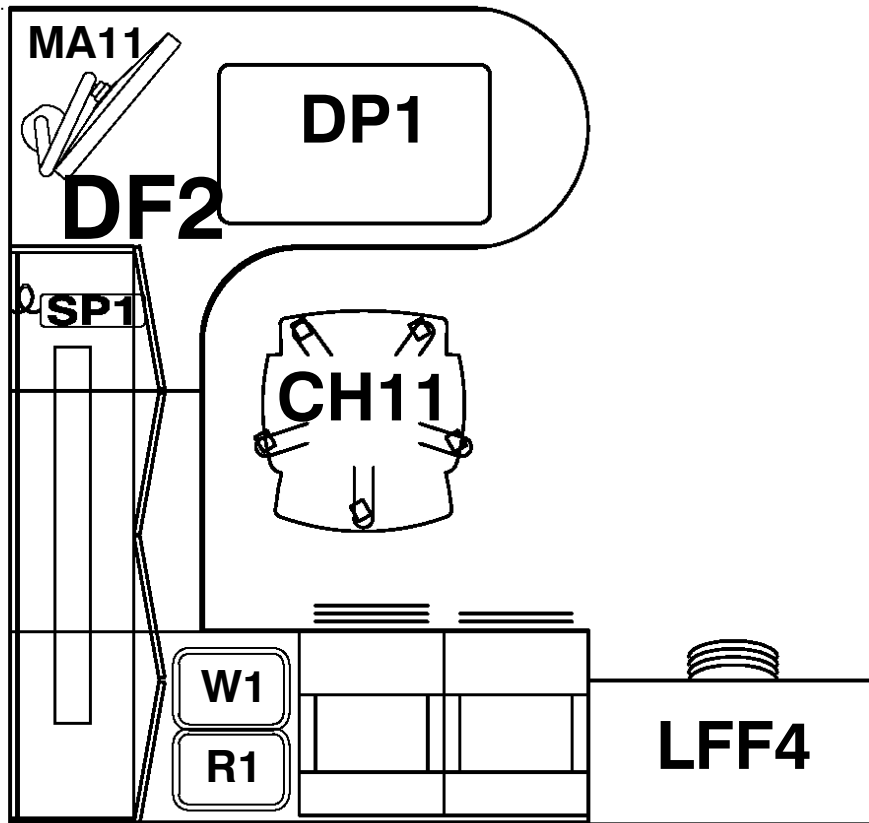
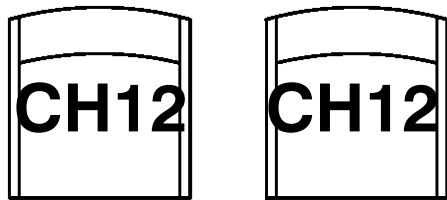
Dimensions	102"W x 72"D x 29"/64"H
Sq Footage	51 Ft ²
Description	U-Shaped Wood Desk (Overheads on Return)
UFC Areas	UFCAreas

Army Reserve Furniture Typicals	Exec Desking Typicals DF2 Specs
------------------------------------	------------------------------------

July-2018

SCALE
1/4" = 1'

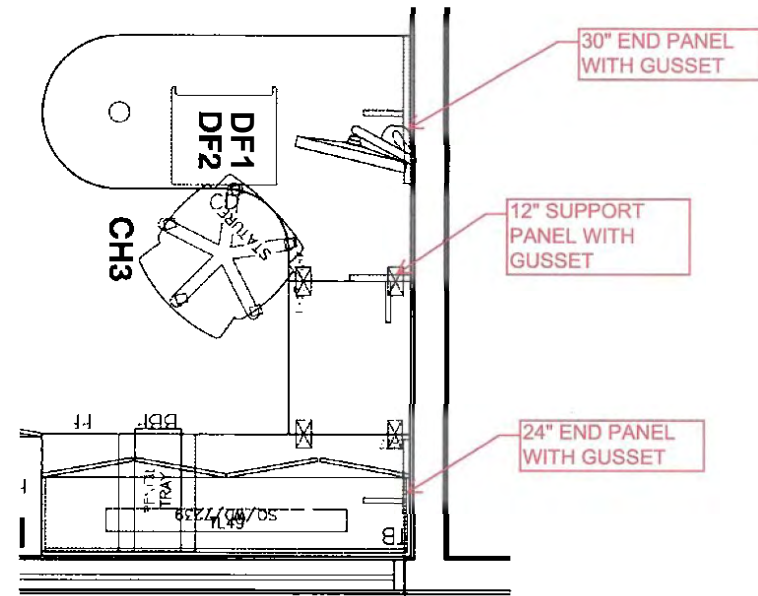




ACCESSORIES

TAG	DESCRIPTION
CH11	High Back Task Chair
DP1	Desk Pad (Black)
W1	Wastebasket (7 Gallon)
SP1	7 Outlet Power Strip (11 Hour Timer)
R1	Recycling Bin (Blue, 7 Gallon)
MA1	Monitor Arm (Silver, Bolt-Through Mount)
LFF4	Veneered Lateral File
CH12	Wood Frame Guest Chair (Arched Arms, Wood Top Rail)

Correct placement of desk supports:



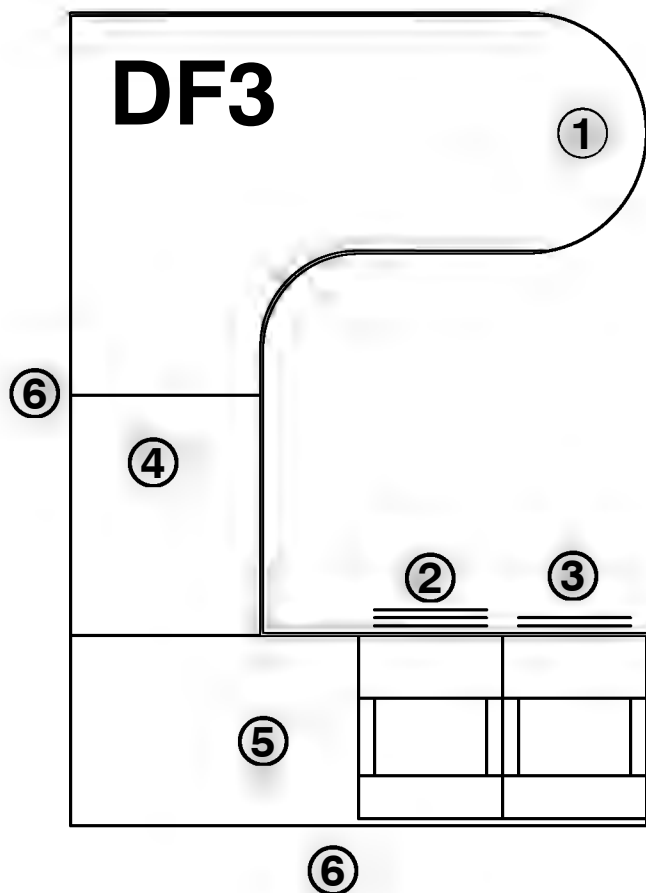
Dimensions	102"W x 72"D x 29"/64"H
Sq Footage	51 Ft ²
Description	U-Shaped Wood Desk (Overheads on Return)
UFC Areas	UFCAreas

Army Reserve Furniture Typicals
Exec Desking Typicals DF2 Accessories

July-2018

SCALE
1/4" = 1'





Family Support & Recruiting/Retention Office Transitional Style

1. 48"D x 72"W U-Top Radius Veneered Desk with Partial Veneered Modesty Panel
2. Metal Pedestal, Veneered Front BBF 15"W x 23"D
3. Metal Pedestal, Veneered Front FF 15"W x 23"D
4. 24"D x 30"W Veneered Return
5. 24"D x 72"W Veneered Credenza
6. Veneered Modesty Panel Required Open Roomside

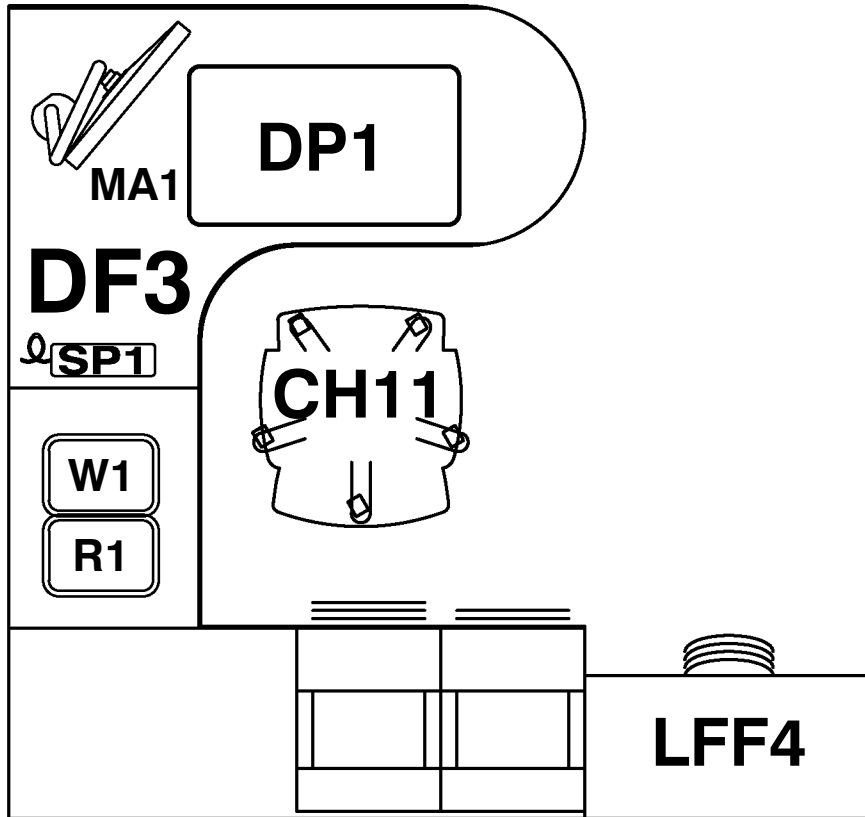
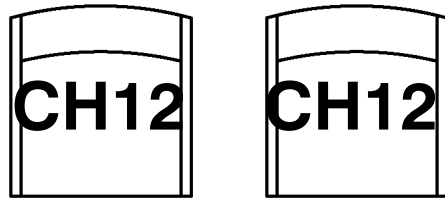
Dimensions	102"W x 72"D x 29"H
Sq Footage	51 Ft ²
Description	U-Shaped Wood Desk (No Overheads)
UFC Areas	UFCAreas

Army Reserve Furniture Typical	Exec Desking Typical DF3 Specs
-----------------------------------	-----------------------------------

July-2018

SCALE
1/4" = 1'

SHEET 043
DF3
OF 115



ACCESSORIES

TAG	DESCRIPTION
CH11	High Back Task Chair
DP1	Desk Pad (Black)
W1	Wastebasket (7 Gallon)
SP1	7 Outlet Power Strip (11 Hour Timer)
R1	Recycling Bin (Blue, 7 Gallon)
MA1	Monitor Arm (Silver, Bolt-Through Mount)
LFF4	Veneered Lateral File
CH12	Wood Frame Guest Chair (Arched Arms, Wood Top Rail)



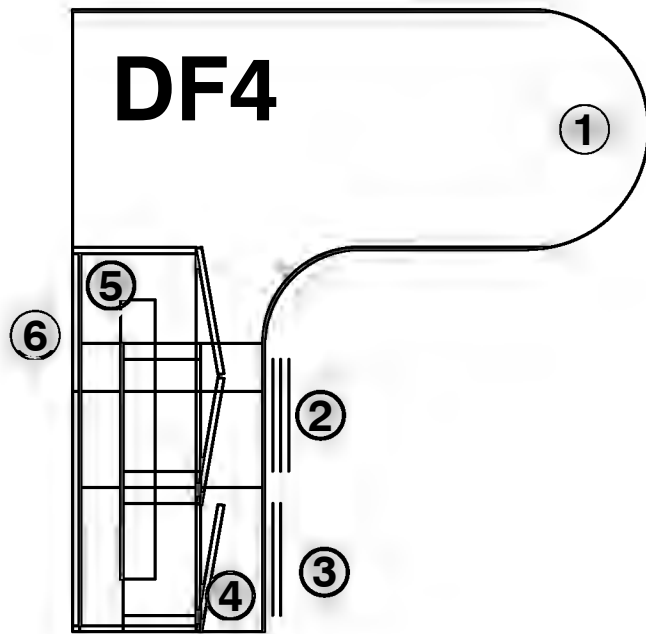
Dimensions	102"W x 72"D x 29"H
Sq Footage	51 Ft ²
Description	U-Shaped Wood Desk (No Overheads)
UFC Areas	UFC Areas

Army Reserve Furniture Typicals	Exec Desking Typicals DF3 Accessories
---------------------------------	---------------------------------------

July-2018

SCALE
1/4" = 1'





Family Support & Recruiting/Retention Office Transitional Style

1. 48"D x 72"W U-Top Radius Veneered Desk with Partial Veneered Modesty Panel
2. Metal Pedestal, Veneered Front BBF 15"W x 23"D
3. Metal Pedestal, Veneered Front FF 15"W x 23"D
4. 24"D x 30"W Veneered Return
5. 16"D x 48"W Veneered Highback Organizer with Veneered Hinged Doors, Tasklight, and Tackboard
6. Veneered Modesty Panel Required Open Roomside

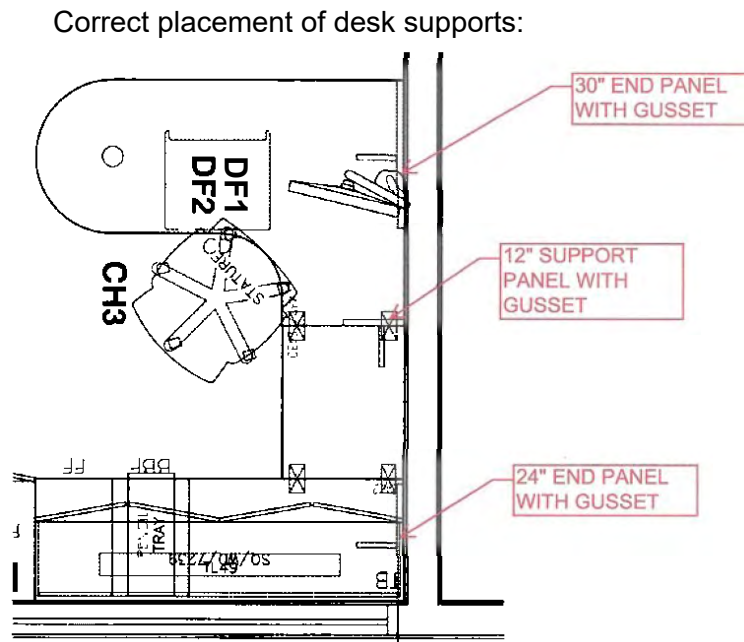
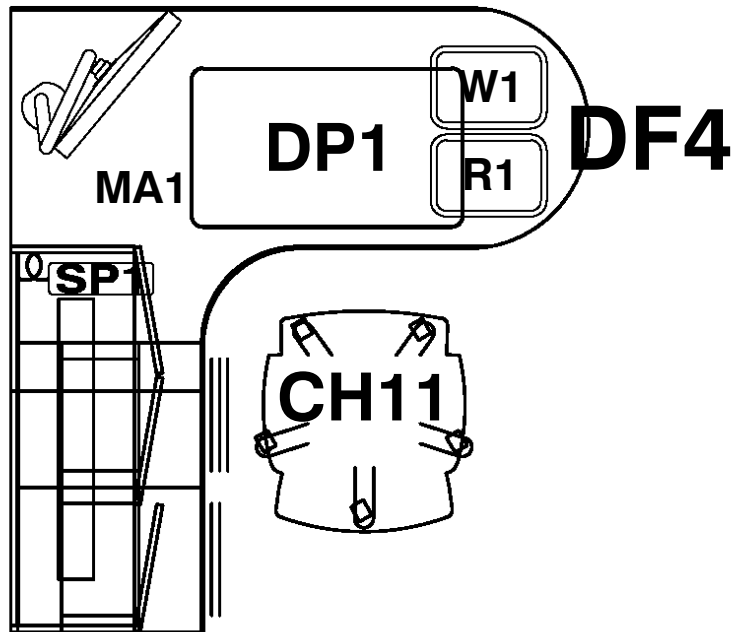
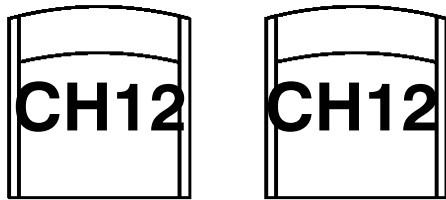
SCALE
1"=1'



Dimensions	78"W x 72"D x 29"/64"H
Sq Footage	39 Ft ²
Description	L-Shaped Wood Desk (Overheads on Return)
UFC Areas	UFCAreas

Army Reserve Furniture Typicals	Exec Desking Typicals DF4 Specs
July-2018	





ACCESSORIES

TAG	DESCRIPTION
CH11	High Back Task Chair
DP1	Desk Pad (Black)
W1	Wastebasket (7 Gallon)
SP1	7 Outlet Power Strip (11 Hour Timer)
R1	Recycling Bin (Blue, 7 Gallon)
MA1	Monitor Arm (Silver, Bolt-Through Mount)
CH12	Wood frame Guest Chair (Arched Arms, Wood Top Rail)



Dimensions 78"W x 72"D x 29"/64"H

Sq Ft 39 Ft²

Description L-Shaped Wood Desk (Overheads on Return)


UFC Areas

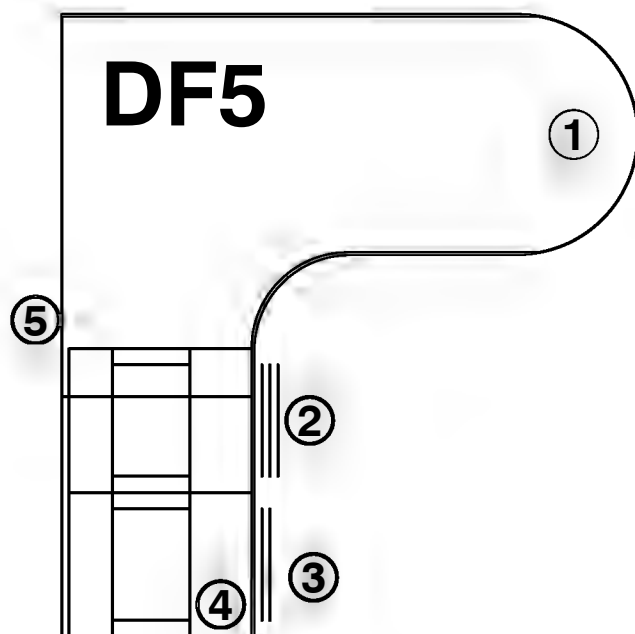
Army Reserve
Furniture Typicals

Exec Desking Typicals
DF4 Accessories

July-2018

SCALE
1"=1'





Family Support & Recruiting/Retention Office Transitional Style

1. 48"D x 72"W U-Top Radius Veneered Desk with Partial Veneered Modesty Panel
2. Metal Pedestal, Veneered Front BBF 15"W x 23"D
3. Metal Pedstal, Veneered Front FF 15"W x 23"D
4. 24"D x 30"W Veneered Return
5. Veneered Modesty Panel Required Open Roomside



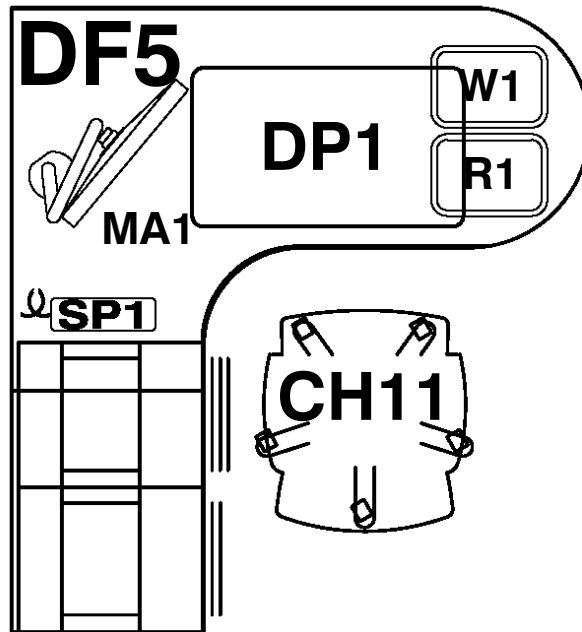
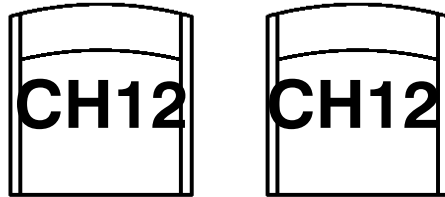
Dimensions	78"W x 72"D x 29"H
Sq Footage	39 Ft ²
Description	L-Shaped Wood Desk (No Overheads)
UFC Areas	UFCAreas

Army Reserve Furniture Typicals
Exec Desking Typicals DF5 Specs

July-2018

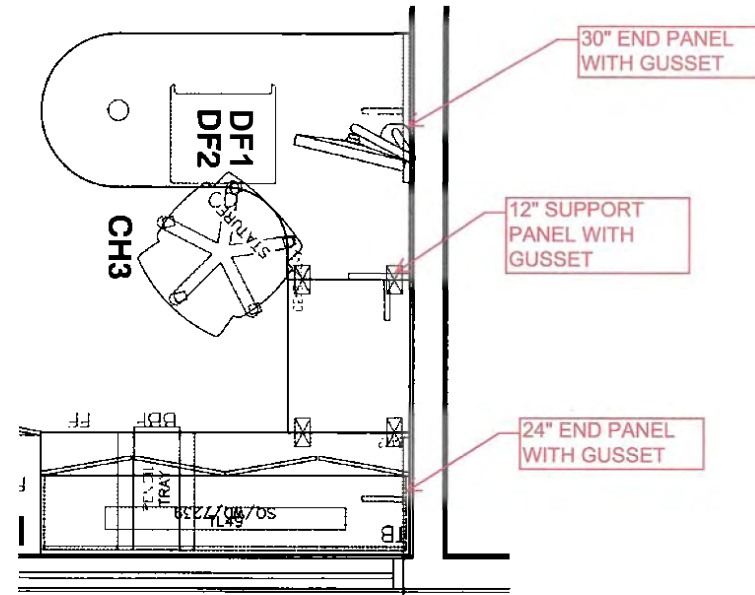
SCALE
1/4" = 1'





ACCESSORIES	
TAG	DESCRIPTION
CH11	High Back Task Chair
DP1	Desk Pad (Black)
W1	Wastebasket (7 Gallon)
SP1	7 Outlet Power Strip (11 Hour Timer)
R1	Recycling Bin (Blue, 7 Gallon)
MA1	Monitor Arm (Silver, Bolt-Through Mount)
CH12	Wood Frame Guest Chair (Arched Arms, Wood Top Rail)

Correct placement of desk supports:



Dimensions	78"W x 72"D x 29"H	Sq Ft	39 Ft ²	Description
UFC Areas	L-Shaped Wood Desk (No Overheads)			

Army Reserve Furniture Typicals

Exec Desking Typicals

DF5 Accessories

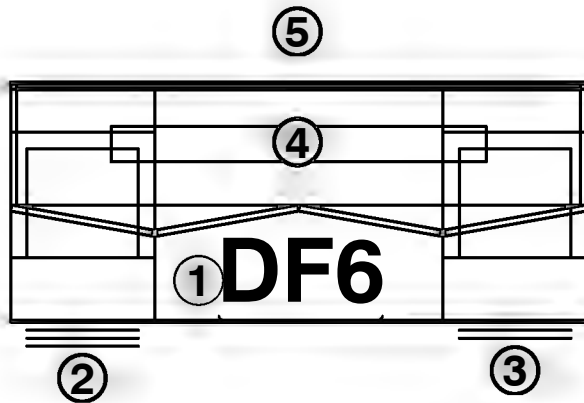
July-2018

SCALE 1/4" = 1'

SHEET 048

DF5

OF 118



Family Support & Recruiting/Retention Office Transitional Style

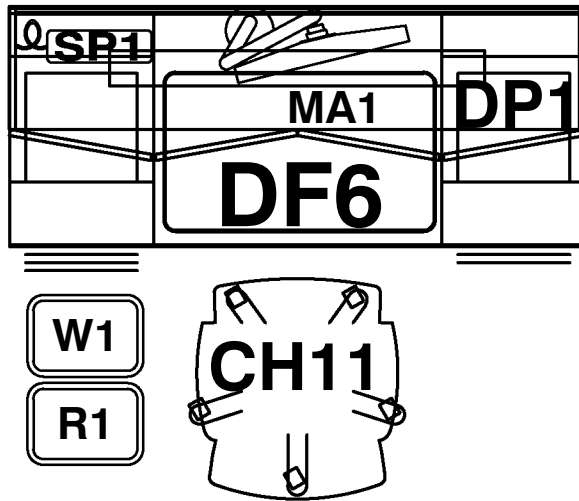
1. 30"D x 72"W Rectangular Veneered Worksurface
2. Metal Pedestal, Veneered Front BBF 15"W x 29"D
3. Metal Pedestal, Veneered Front FF 15"W x 29"D
4. 16"D x 72"W Veneered Highback Organizer with Veneered Hinged Doors, Tasklight, and Tackboard
5. Veneered Modesty Panel Required Open Roomside

Dimensions	72"W x 30"D x 29"/64"H
Sq Footage	15 Ft ²
Description	Double-Pedestal Wood Desk (Overheads)
UFC Areas	UFCAreas

Army Reserve Furniture Typicals
Exec Desking Typicals DF6 Specs

July-2018

SCALE
1/4" = 1'



ACCESSORIES

TAG	DESCRIPTION
MA1	Monitor Arm (Silver, Bolt-Through Mount) - optional
CH11	High Back Task Chair
DP1	Desk Pad (Black)
W1	Wastebasket (Black, 7 Gallon)
SP1	7 Outlet Power Strip (11 Hour Timer)
R1	Recycling Bin (Blue, 7 Gallon)



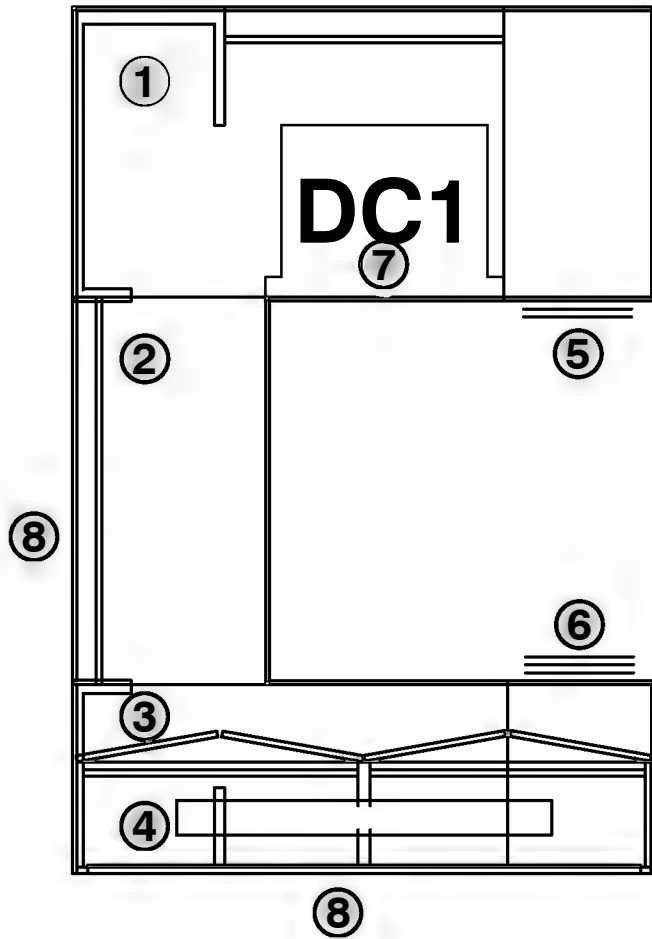
Dimensions	72"W x 30"D x 29"/64"H
Sq Footage	15 Ft ²
Description	Double-Pedestal Wood Desk (Overheads)
UFC Areas	UFC Areas

Army Reserve Furniture Typicals
Exec Desking Typicals DF6 Accessories

July-2018

SCALE
1/4" = 1'





Colonel, Commanding or Part of Suite, or CSM
(Visually Distinguishable from Rec/Ret)
Transitional Style

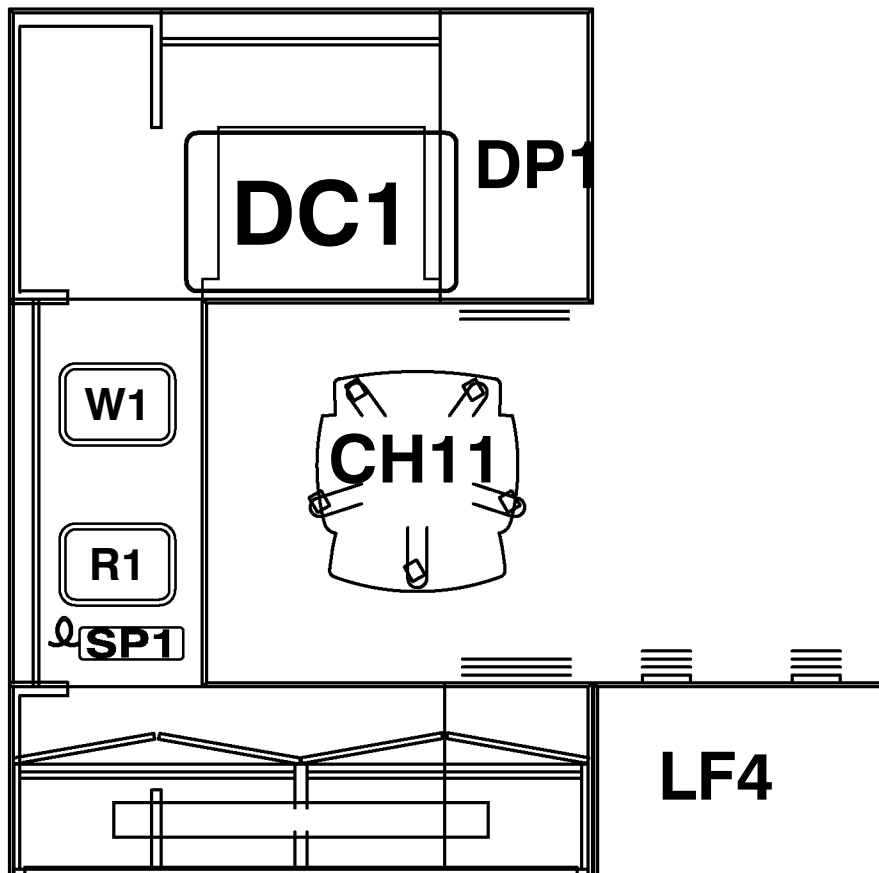
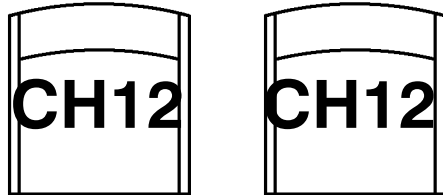
1. 36"x72" Wood Desk
2. 24"x48" Wood Return
3. 24"x72" Wood Credenza
4. 14.75"x72" Wood Highback Organizer w/
Wood Hinged Doors, Tasklight, and Tackboard
5. Wood Pedestal FF Legal Width 35"d
6. Wood Pedestal BBF Legal Width 23"d
7. Center Drawer
8. Modesty panel required for Return or
Credenza facing into room.

Dimensions	108"W x 72"D x 29"/64"H
Sq Footage	54 Ft ²
Description	U-Shaped Wood Desk (Overheads on Credenza)
UFC Areas	UFCAreas

Army Reserve Furniture Typical
Exec Desking Typical DC1 Specs

July-2018

SCALE
1/4" = 1'



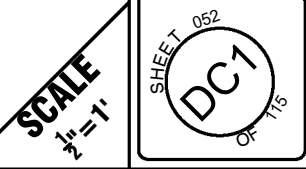
ACCESSORIES	
TAG	DESCRIPTION
CH11	High Back Task Chair
DP1	Desk Pad (Black)
W1	Wastebasket (Black, 7 Gallon)
SP1	8 Outlet Power Strip (11 Hour Timer)
R1	Recycling Bin (Blue, 7 Gallon)
LF4	Veneered Lateral File
CH12	Wood Frame Guest Chair (Arched Arms, Wood Top Rail)



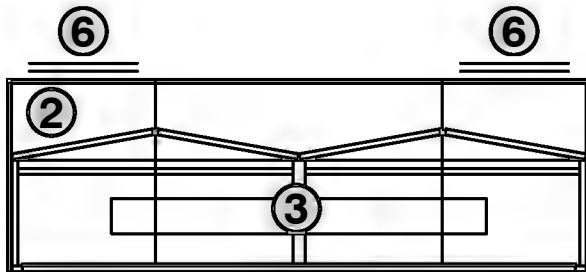
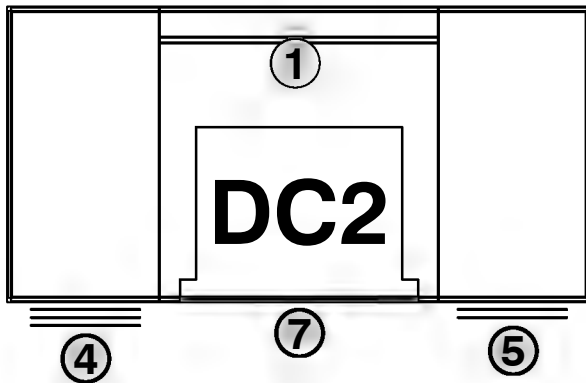
Dimensions	108"W x 72"D x 29"/64"H
Sq Footage	54 Ft ²
Description	U-Shaped Wood Desk (Overheads on Credenza)
UFC Areas	UFC Areas

Army Reserve Furniture Typicals	Exec Desking Typicals
	DC1 Accessories

July-2018



SCALE
1/4" = 1'



Colonel, Commanding or Part of Suite, or CSM
(Visually Distinguishable from Rec/Ret)
Transitional Style

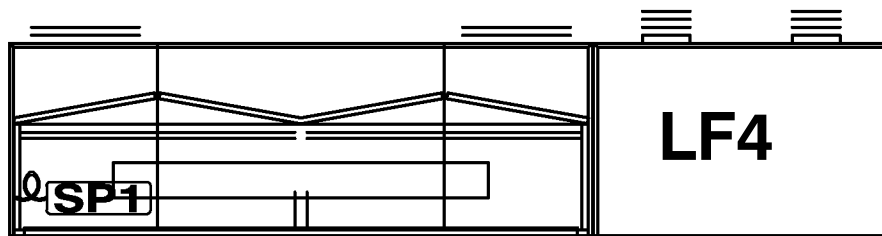

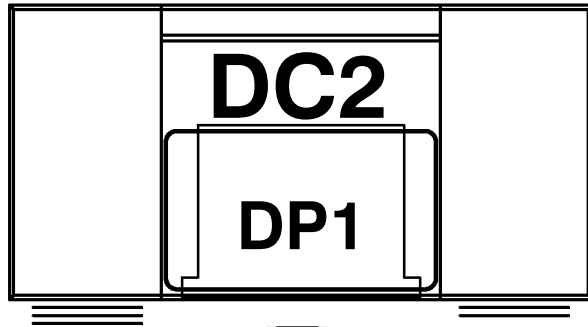

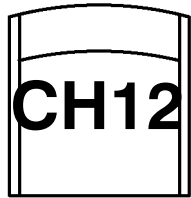
1. 36"x72" Wood Desk
2. 24"x72" Wood Credenza
3. 14.75"x72" Wood Highback Organizer w/
Wooden Hinged Doors, Tasklight, and Tackboard
4. Wood Pedestal BBF Legal Width 35"d
5. Wood Pedestal FF Legal Width 35"d
6. Wood Pedestal FF Legal Width 23"d
7. Center Drawer

Dimensions	108"W x 72"D x 29"/64"H
Sq Footage	54 Ft ²
Description	Double-Ped Wood Desk and Credenza (Overheads)
UFC Areas	UFC Areas

Army Reserve Furniture Typicals
Exec Desking Typicals DC2 Specs

27-Jun-2018

SCALE
1/4" = 1'



ACCESSORIES

TAG	DESCRIPTION
CH11	High Back Task Chair
DP1	Desk Pad (Black)
W1	Wastebasket (Black, 7 Gallon)
SP1	7 Outlet Power Strip (11 Hour Timer)
R1	Recycling Bin (Blue, 7 Gallon)
LF4	Veneered Lateral File
CH12	Wood Frame Guest Chair (Arched Arms, Wood Top Rail)



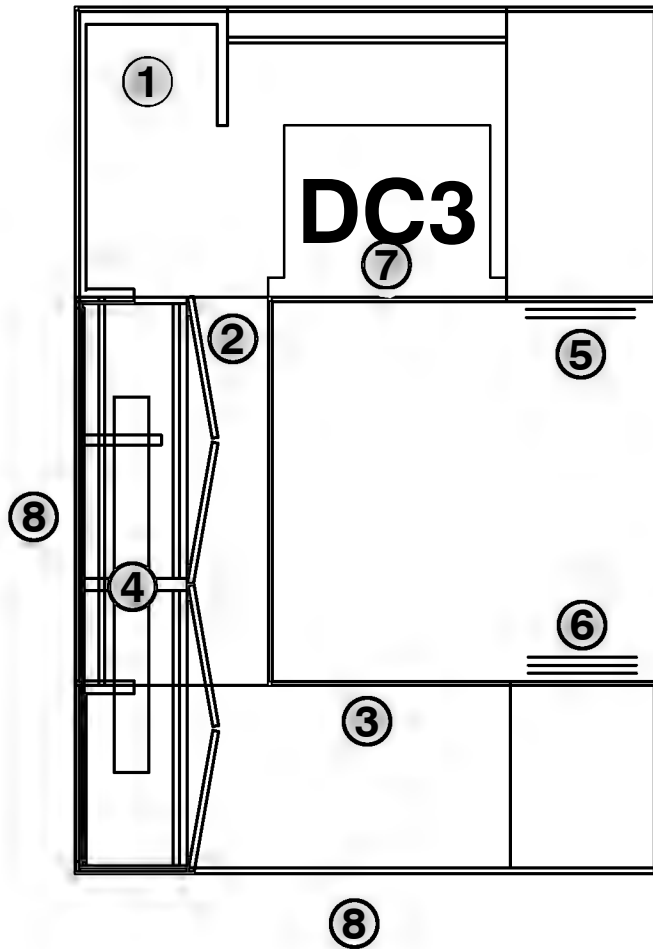
Dimensions	108"W x 72"D x 29"/64"H
Sq Footage	54 Ft ²
Description	Double-Ped Wood Desk and Credenza (Overheads)
UFC Areas	UFC Areas

Army Reserve Furniture Typicals
Exec Desking Typicals DC2 Accessories

27-Jun-2018



SCALE
1/4" = 1'



Colonel, Commanding or Part of Suite, or CSM
(Visually Distinguishable from Rec/Ret)
Transitional Style

1. 36"x72" Wood Desk
2. 24"x48" Wood Return
3. 24"x72" Wood Credenza
4. 14.75"x72" Wood Highback Organizer w/
Wooden Hinged Doors, Tasklight, and Tackboard
5. Wood Pedestal FF Legal Width 35"d
6. Wood Pedestal BBF Legal Width 23"d
7. Center Drawer
8. Modesty panel required for Return or
Credenza facing into room.



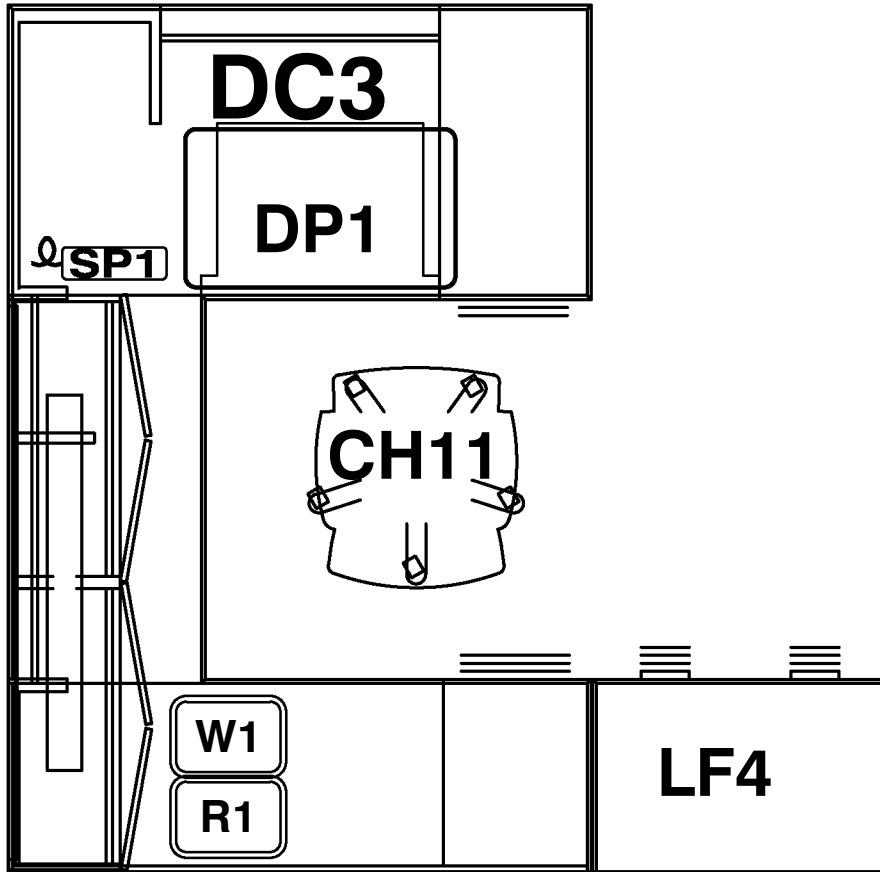
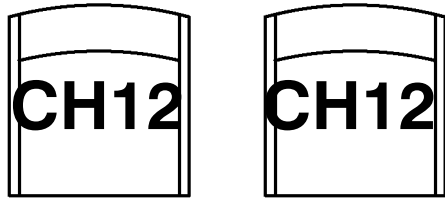
Dimensions	108"W x 72"D x 29"/64"H
Sq Footage	54 Ft ²
Description	U-Shaped Wood Desk (Overheads on Return)
UFC Areas	UFC Areas

Army Reserve Furniture Typicals	Exec Desking Typicals DC3 Specs
------------------------------------	------------------------------------

27-Jun-2018

SCALE
1/4" = 1'





ACCESSORIES

TAG	DESCRIPTION
CH11	High Back Task Chair
DP1	Desk Pad (Black)
W1	Wastebasket (Black, 7 Gallon)
SP1	7 Outlet Power Strip (11 Hour Timer)
R1	Recycling Bin (Blue, 7 Gallon)
LF4	Veneered Lateral File
CH12	Wood Frame Guest Chair (Arched Arms, Wood Top Rail)



108"W x 72"D x 29"/64"H

54 Ft²

U-Shaped Wood Desk (Overheads on Return)

UFC Areas

Dimensions

Sq Footage

Description

UFC Areas

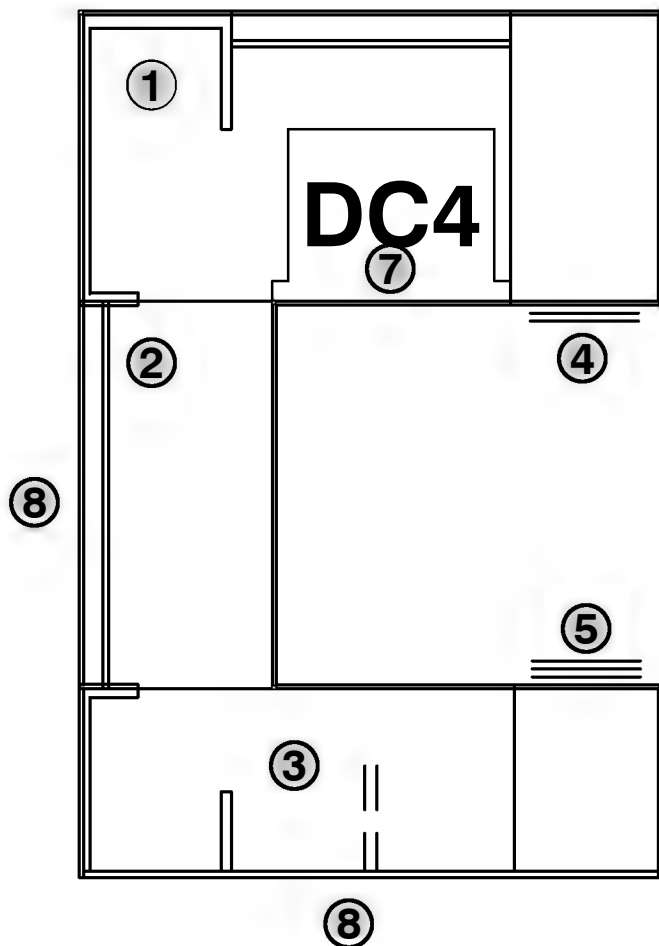
**Army Reserve
Furniture Typicals**

Exec Desking Typicals
DC3 Accessories

27-Jun-2018

SCALE
1/4" = 1'





Colonel, Commanding or Part of Suite, or CSM
(Visually Distinguishable from Rec/Ret)
Transitional Style

1. 36"x72" Wood Desk
2. 24"x48" Wood Return
3. 24"x72" Wood Credenza
4. Wood Pedestal FF Legal Width 35"d
5. Wood Pedestal BBF Legal Width 23"d
6. Keyboard Tray
7. Center Drawer
8. Modesty panel required for Return or Credenza facing into room.



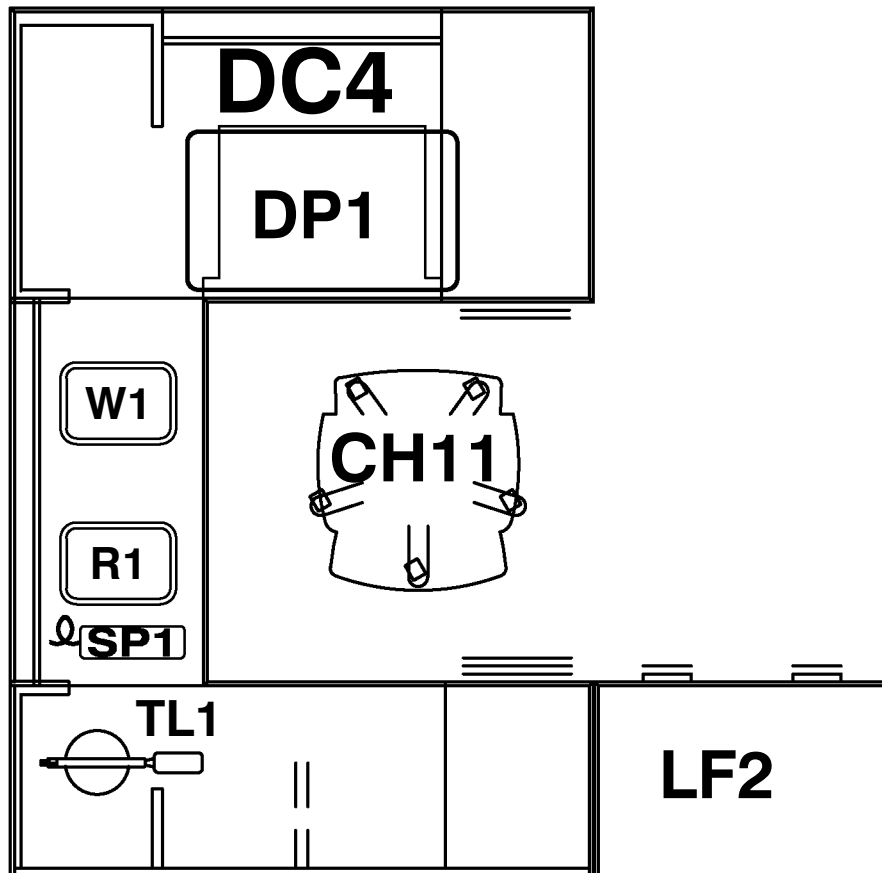
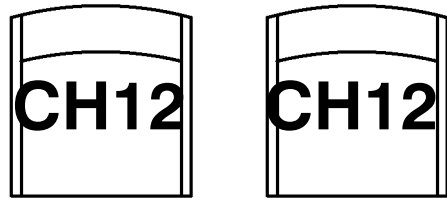
Dimensions	108"W x 72"D x 29"H
Sq Footage	54 Ft ²
Description	U-Shaped Wood Desk (No Overheads)
UFC Areas	UFC Areas

Army Reserve Furniture Typicals	Exec Desking Typicals DC4 Specs
------------------------------------	------------------------------------

18-Apr-2013



SCALE
1/4" = 1'



ACCESSORIES

TAG	DESCRIPTION
CH11	High Back Task Chair
DP1	Desk Pad (Black)
TL1	LED Desk Lamp (Silver)
W1	Wastebasket (Black, 7 Gallon)
SP1	7 Outlet Power Strip (11 Hour Timer)
R1	Recycling Bin (Blue, 7 Gallon)
LF2	Veneered Lateral File
CH12	Wood Frame Guest Chair (Arched Arms, Wood Top Rail)



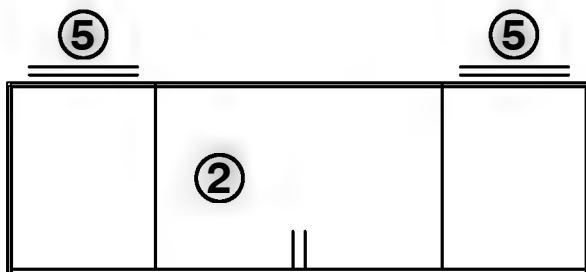
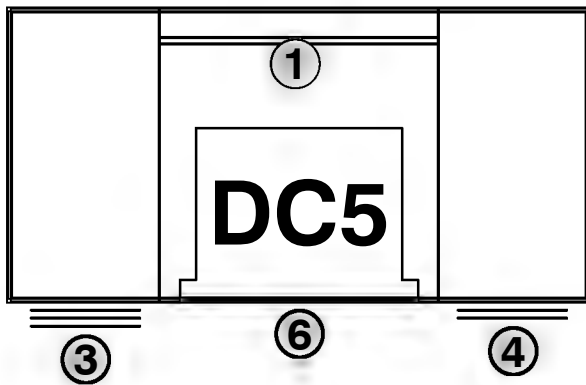
Dimensions	108"W x 72"D x 29"H
Sq Footage	54 Ft ²
Description	U-Shaped Wood Desk (No Overheads)
UFC Areas	UFC Areas

Army Reserve Furniture Typicals
Exec Desking Typicals DC4 Accessories

18-Apr-2013

SCALE
1/4" = 1'





Colonel, Commanding or Part of Suite, or CSM
(Visually Distinguishable from Rec/Ret)
Transitional Style

1. 36"x72" Wood Desk
2. 24"x72" Wood Credenza
3. Wood Pedestal BBF Legal Width 35"d
4. Wood Pedestal FF Legal Width 35"d
5. Wood Pedestal FF Legal Width 23"d
6. Center Drawer



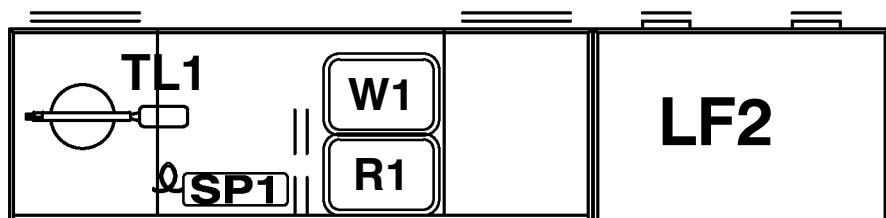
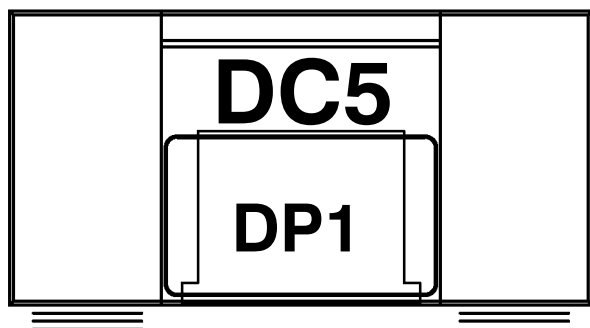
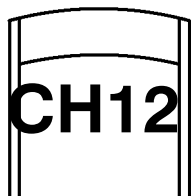
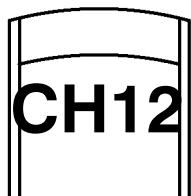
Dimensions	108"W x 72"D x 29"H
Sq Footage	54 Ft ²
Description	Double-Ped Wood Desk and Credenza (No Overheads)
UFC Areas	UFCAreas

Army Reserve Furniture Typicals	Exec Desking Typicals DC5 Specs
------------------------------------	------------------------------------

18-Apr-2013

SCALE
1/4" = 1'





ACCESSORIES

TAG	DESCRIPTION
CH11	High Back Task Chair
DP1	Desk Pad (Black)
TL1	LED Desk Lamp (Silver)
W1	Wastebasket (Black, 7 Gallon)
SP1	7 Outlet Power Strip (11 Hour Timer)
R1	Recycling Bin (Blue, 7 Gallon)
LF2	Veneered Lateral File
CH12	Wood Frame Guest Chair (Arched Arms, Wood Top Rail)



108"W x 72"D x 29"H

54 Ft²

Double-Ped Wood Desk and Credenza (No Overheads)

UFCAreas

Dimensions

Sq Footage

Description

UFC Areas

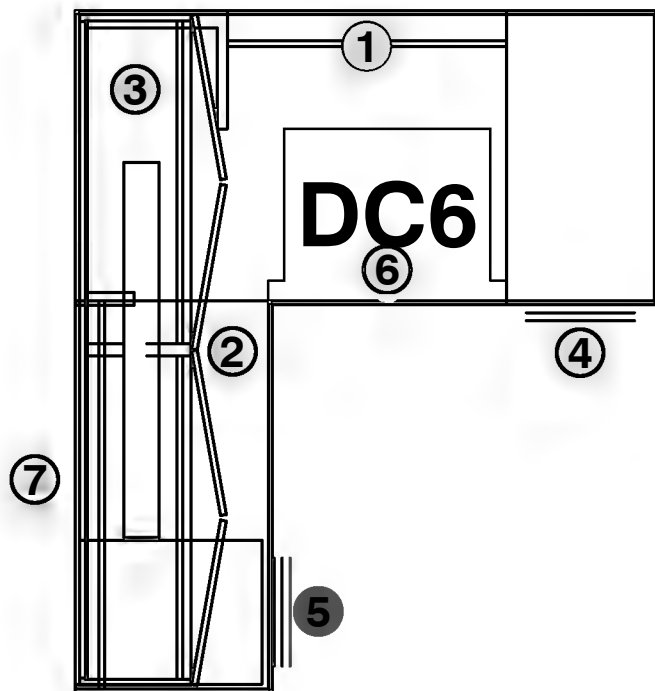
Army Reserve
Furniture Typicals

Exec Desking Typicals
DC5 Accessories

27-Jun-2018

SCALE
1/4" = 1'





Colonel, Commanding or Part of Suite, or CSM
(Visually Distinguishable from Rec/Ret)
Transitional Style

1. 36"x72" Wood Desk
2. 24"x48" Wood Return
3. 14.75"x85" Wood Highback Organizer w/
Wooden Hinged Doors, Tasklight, and Tackboard
4. Wood Pedestal FF Legal Width 35"d
5. Wood Pedestal BBF Legal Width 23"d
6. Center Drawer
7. Modesty panel required for Return
facing into room.



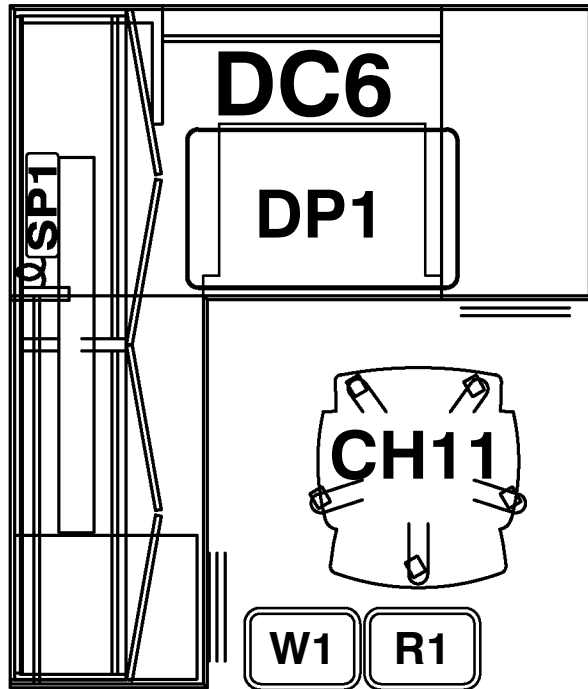
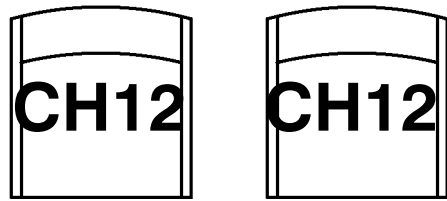
Dimensions	84"W x 72"D x 29"/64"H
Sq Footage	42 Ft ²
Description	L-Shaped Wood Desk (Overheads on Return)
UFC Areas	UFCAreas

Army Reserve Furniture Typicals	Exec Desking Typicals DC6 Specs
------------------------------------	------------------------------------

18-Apr-2013



SCALE
1/4" = 1'



ACCESSORIES

TAG	DESCRIPTION
CH11	High Back Task Chair
SP1	7 Outlet Power Strip (11 Hour Timer)
DP1	Desk Pad (Black)
W1	Wastebasket (Black, 7 Gallon)
R1	Recycling Bin (Blue, 7 Gallon)
CH12	Wood Frame Guest Chair (Arched Arms, Wood Top Rail)



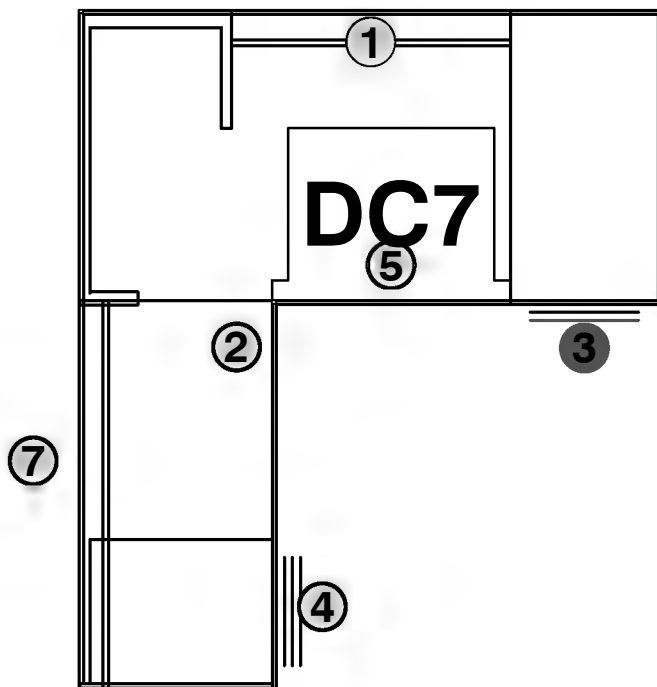
Dimensions	84"W x 72"D x 29"/64"H
Sq Footage	42 Ft ²
Description	L-Shaped Wood Desk (Overheads on Return)
UFC Areas	UFCAreas

Army Reserve Furniture Typicals	Exec Desking Typicals DC6 Accessories
------------------------------------	--

27-Jun-2018



SCALE
1/4" = 1'



Colonel, Commanding or Part of Suite, or CSM
(Visually Distinguishable from Rec/Ret)
Transitional Style

1. 36"x72" Wood Desk
2. 24"x48" Wood Return
3. Wood Pedestal FF Legal Width 35"d
4. Wood Pedestal BBF Legal Width 23"d
5. Center Drawer
6. Center Drawer
7. Modesty panel required for Return facing into room.

SCALE
1/4" = 1'

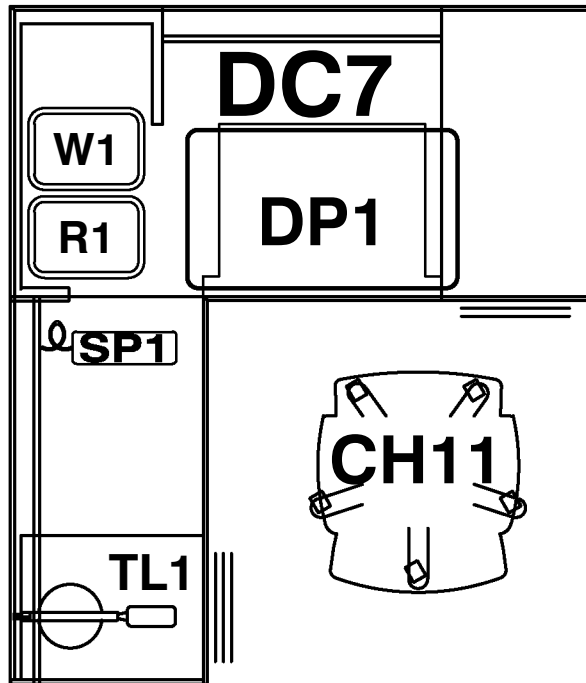
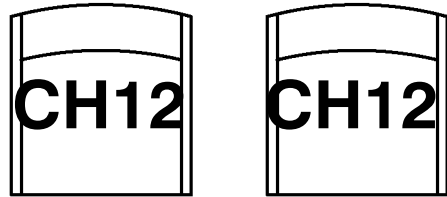


Dimensions	84"W x 72"D x 29"H
Sq Footage	42 Ft ²
Description	L-Shaped Wood Desk (No Overheads)
UFC Areas	UFC Areas

Army Reserve Furniture Typicals
Exec Desking Typicals DC7 Specs

27-Jun-2018





ACCESSORIES

TAG	DESCRIPTION
CH11	High Back Task Chair
DP1	Desk Pad (Black)
TL1	LED Desk Lamp (Silver)
W1	Wastebasket (Black, 7 Gallon)
SP1	7 Outlet Power Strip (11 Hour Timer)
R1	Recycling Bin (Blue, 7 Gallon)
CH12	Wood Frame Guest Chair (Arched Arms, Wood Top Rail)



Dimensions	84"W x 72"D x 29"H
Sq Footage	42 Ft ²
Description	L-Shaped Wood Desk (No Overheads)
UFC Areas	UFC Areas

Army Reserve Furniture Typicals	Exec Desking Typicals
	DC7 Accessories

27-Jun-2018



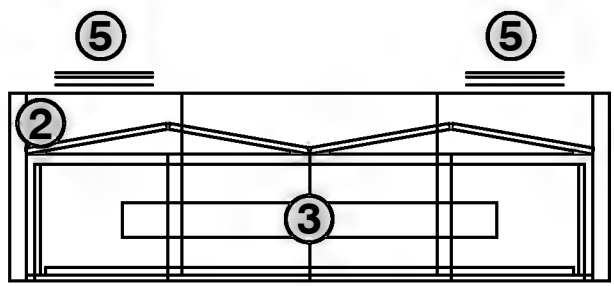
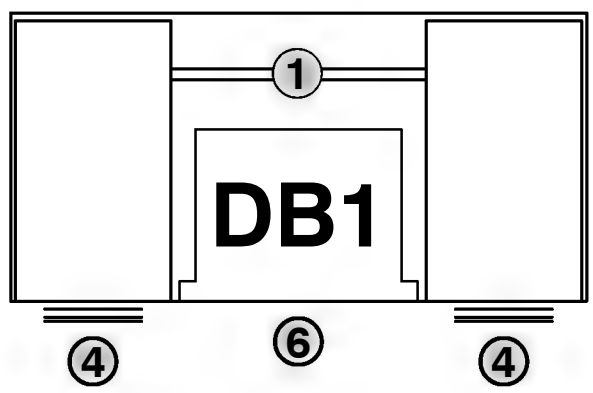
SCALE
1/2" = 1'

Dimensions	108"W x 72"D x 29"/64"H
Sq Footage	54 Ft ²
Description	Double-Ped Wood Desk and Credenza (Overheads)
UFC Areas	UFCAreas

Army Reserve Furniture Typicals
Exec Desking Typicals DB1 Specs

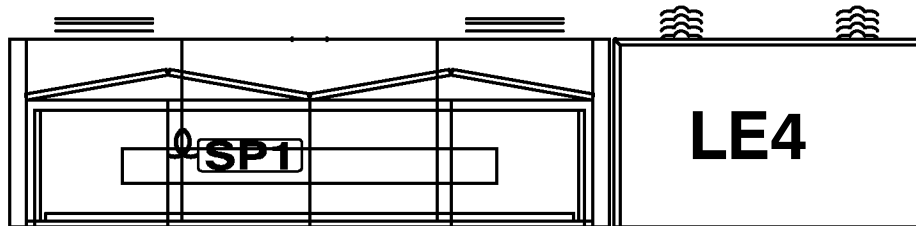
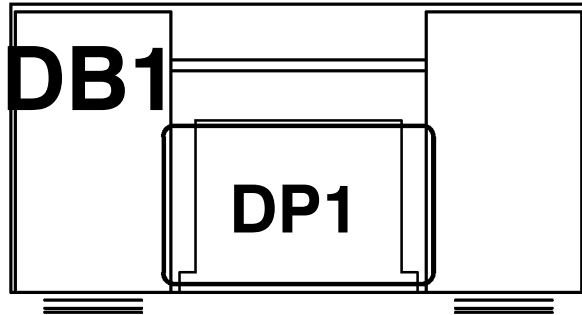
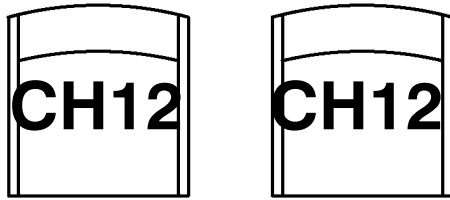
27-Jun-2018

SCALE
1/4" = 1'



1-Star Brigadier General (Distinguishable Visual Upgrade from 06) Traditional Style

1. 36"x72" Wood Desk
2. 24"x75" Wood Kneespace Credenza
3. 15.5"x74" Wood Highback Organizer w/
Wooden Hinged Doors, Tasklight, and
Tackboard
4. Wood Pedestal PBF Legal Width 35"d
5. Wood Pedestal PBF Legal Width 23"d
6. Center Drawer



ACCESSORIES

TAG	DESCRIPTION
CH22	High Back Task Chair
DP1	Desk Pad (Black)
W1	Wastebasket (Black, 7 Gallon)
SP1	7 Outlet Power Strip (11 Hour Timer)
R1	Recycling Bin (Blue, 7 Gallon)
LE4	Veneered Lateral File
CH12	Wood Frame Guest Chair (Arched Arms, Wood Top Rail)



Dimensions 108"W x 72"D x 29"/64"H

Sq Ft 54 Ft²

Description Double-Ped Wood Desk and Credenza (Overheads)

UFC Areas

Army Reserve
Furniture Typicals

Exec Desking Typicals
DB1 Accessories

18-Apr-2013

SCALE
1/4" = 1'

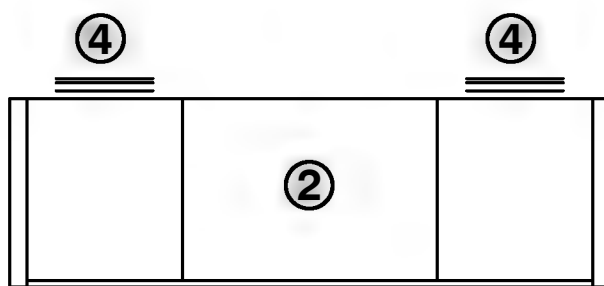
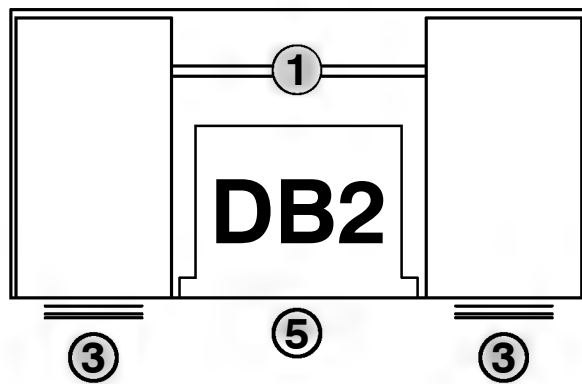


Dimensions	108"W x 72"D x 29"H
Sq Footage	54 Ft ²
Description	Double-Ped Wood Desk and Credenza (No Overheads)
UFC Areas	UFCAreas

Army Reserve Furniture Typicals
Exec Desking Typicals DB2 Specs

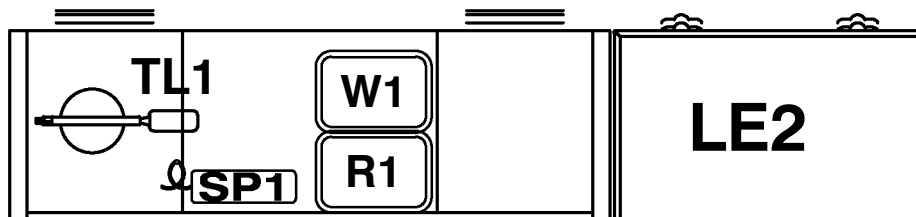
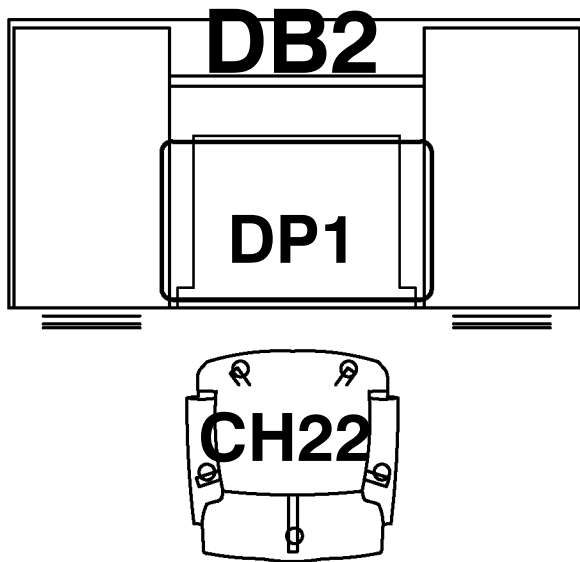
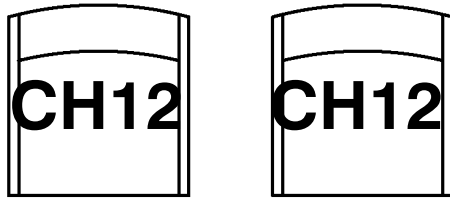
18-Apr-2013

SCALE
1/4" = 1'



1-Star Brigadier General (Distinguishable Visual Upgrade from 06) Traditional Style

1. 36"x72" Wood Desk
2. 24"x75" Wood Kneespace Credenza
3. Wood Pedestal PBF Legal Width 35"d
4. Wood Pedestal PBF Legal Width 23"d
5. Center Drawer



ACCESSORIES

TAG	DESCRIPTION
CH22	High Back Task Chair
DP1	Desk Pad (Black)
TL1	LED Desk Lamp (Silver)
W1	Wastebasket (Black, 7 Gallon)
SP1	7 Outlet Power Strip (11 Hour Timer)
R1	Recycling Bin (Blue, 7 Gallon)
LE2	Veneered Lateral File
CH12	Wood Frame Guest Chair (Arched Arms, Wood Top Rail)



108"W x 72"D x 29"H

54 Ft²

Double-Ped Wood Desk and Credenza (No Overheads)

UFC Areas

Dimensions

Sq Footage

Description

UFC Areas

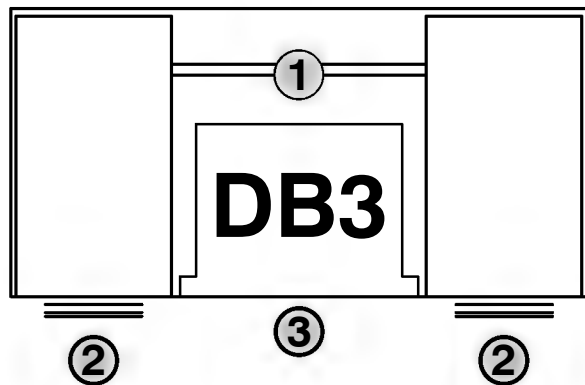
Army Reserve
Furniture Typicals

Exec Desking Typicals
DB2 Accessories

27-Jun-2018

SCALE
1/4" = 1'





1-Star Brigadier General (Distinguishable Visual Upgrade from 06) Traditional Style


1. 36"x72" Wood Desk
2. Wood Pedestal PBF Legal Width 35"d
3. Center Drawer



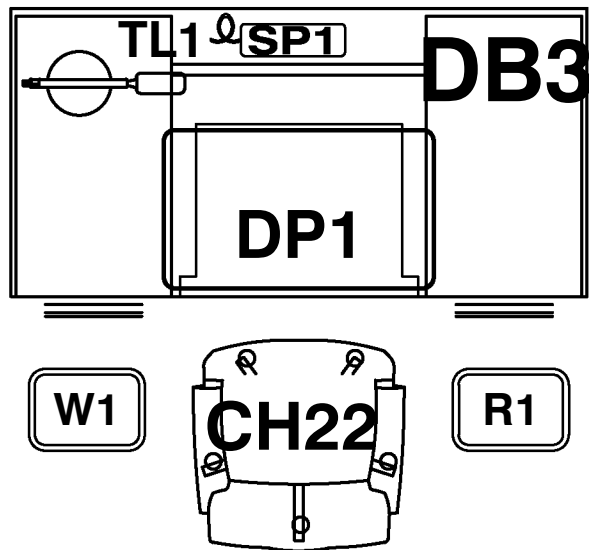
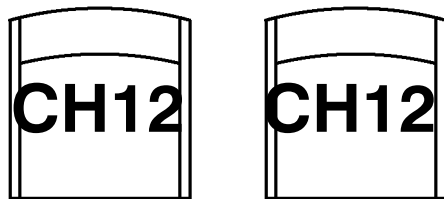
Dimensions	72"W x 36"D x 29"H
Sq Footage	18 Ft ²
Description	Double-Ped Wood Desk (No Overheads)
UFC Areas	UFC Areas

Army Reserve Furniture Typicals
Exec Desking Typicals DB3 Specs

18-Apr-2013



SCALE
1/4" = 1'



ACCESSORIES

TAG	DESCRIPTION
CH22	High Back Task Chair
DP1	Desk Pad (Black)
TL1	LED Desk Lamp (Silver)
W1	Wastebasket (Black, 7 Gallon)
SP1	7 Outlet Power Strip (11 Hour Timer)
R1	Recycling Bin (Blue, 7 Gallon)
CH12	Wood Frame Guest Chair (Arched Arms, Wood Top Rail)



Dimensions	72"W x 36"D x 29"H
Sq Footage	18 Ft ²
Description	Double-Ped Wood Desk (No Overheads)
UFC Areas	UFC Areas

Army Reserve Furniture Typicals	Exec Desking Typicals DB3 Accessories
---------------------------------	---------------------------------------

27-Jun-2018

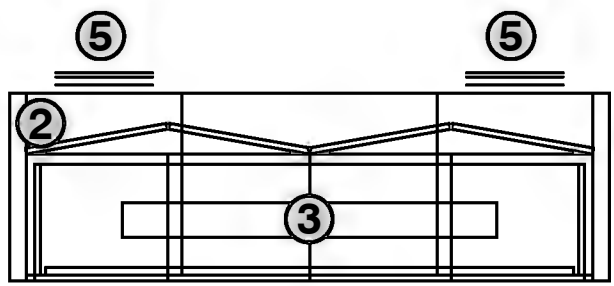
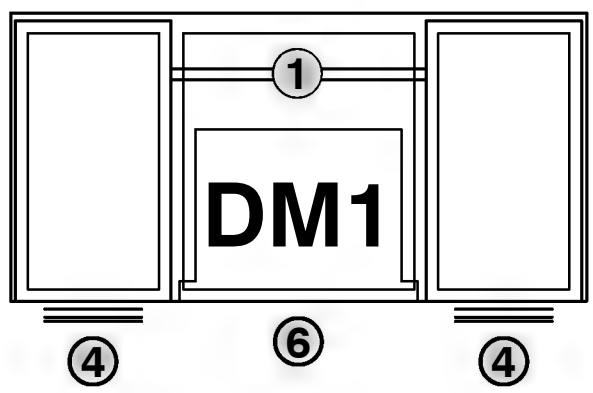
SCALE
1/4" = 1'



Dimensions	108"W x 72"D x 29"/64"H
Sq Footage	54 Ft ²
Description	Double-Ped Wood Desk and Credenza (Leather Inlay, Overheads)
UFC Areas	UFCAreas

Army Reserve Furniture Typicals
Exec Desking Typicals DM1 Specs

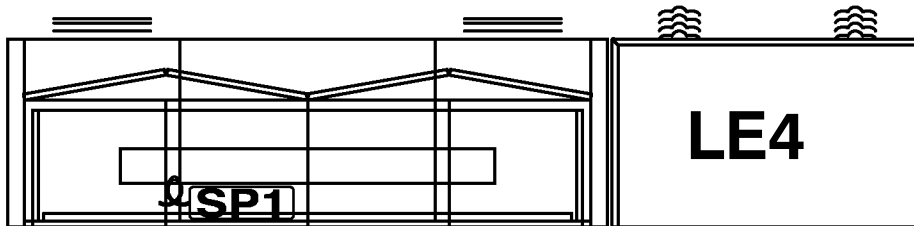
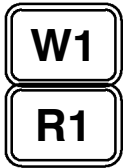
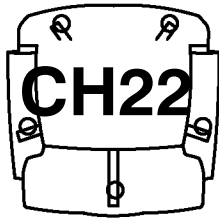
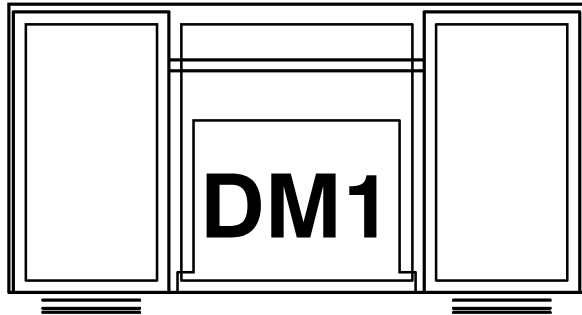
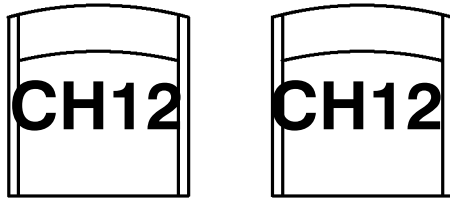
27-Jun-2018



2-Star Major General (Distinguishable Visual Upgrade from 1-Star) Traditional Style

1. 36"x72" Wood Desk w/ Leather Inlay top
2. 24"x75" Wood Kneespace Credenza
3. 15.5"x74" Wood Highback Organizer w/ Wood Hinged Doors, Tasklight, and Tackboard
4. Wood Pedestal PBF Legal Width 35"d
5. Wood Pedestal PBF Legal Width 23"d
6. Center Drawer

SCALE
1/4" = 1'



ACCESSORIES

TAG	DESCRIPTION
CH22	High Back Task Chair
W1	Wastebasket (Black, 7 Gallon)
SP1	7 Outlet Power Strip (11 Hour Timer)
R1	Recycling Bin (Blue, 7 Gallon)
LE4	Veneered Lateral File
CH12	Wood Frame Guest Chair (Arched Arms, Wood Top Rail)



Dimensions	108"W x 72"D x 29"/64"H
Sq Footage	54 Ft ²
Description	Double-Ped Wood Desk and Credenza (Leather Inlay, Overheads)
UFC Areas	UFC Areas

Army Reserve Furniture Typicals	Exec Desking Typicals
	DM1 Accessories

27-Jun-2018

SCALE
1/4" = 1'

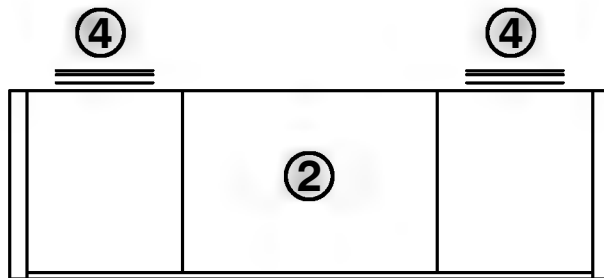
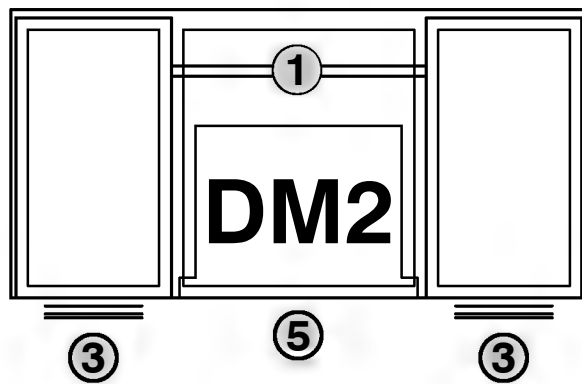


Dimensions	108"W x 72"D x 29"H
Sq Footage	54 Ft ²
Description	Double-Ped Wood Desk and Credenza (Leather Inlay, No Overheads)
UFC Areas	UFCAreas

Army Reserve Furniture Typicals	Exec Desking Typicals DM2 Specs
------------------------------------	------------------------------------

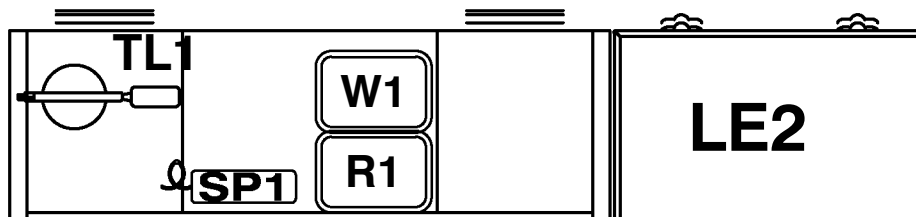
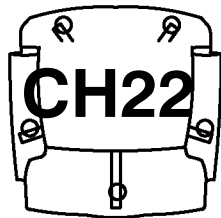
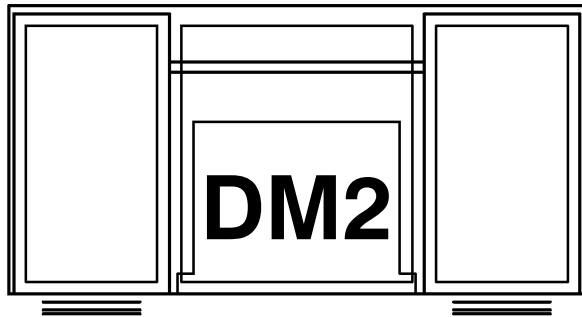
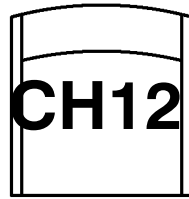
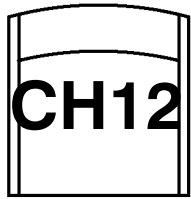
18-Apr-2013

SCALE
1/4" = 1'



2-Star Major General (Distinguishable Visual Upgrade from 1-Star) Traditional Style

1. 36"x72" Wood Desk w/ Leather Inlay top
2. 24"x75" Wood Kneespace Credenza
3. Wood Pedestal PBF Legal Width 35"d
4. Wood Pedestal PBF Legal Width 23"d
5. Center Drawer



ACCESSORIES

TAG	DESCRIPTION
CH22	High Back Task Chair
TL1	LED Desk Lamp (Silver)
W1	Wastebasket (Black, 7 Gallon)
SP1	7 Outlet Power Strip (11 Hour Timer)
R1	Recycling Bin (Blue, 7 Gallon)
LFB2	Veneered Lateral File
CH12	Wooden Guest Chair (Arched Arms, Wood Top Rail)



108"W x 72"D x 29"H

Dimensions

54 Ft²

Sq Footage

Double-Ped Wood Desk and Credenza (Leather Inlay, No Overheads)

Description

UFCAreas

UFC Areas


Army Reserve
Furniture Typicals

Exec Desking Typicals
DM2 Accessories

27-Jun-2018

SCALE
1/4" = 1'





2-Star Major General (Distinguishable Visual Upgrade from 1-Star) Traditional Style

1. 36"x72" Wood Desk w/ Leather Inlay top
2. Wood Pedestal PBF Legal Width 35"d
3. Center Drawer



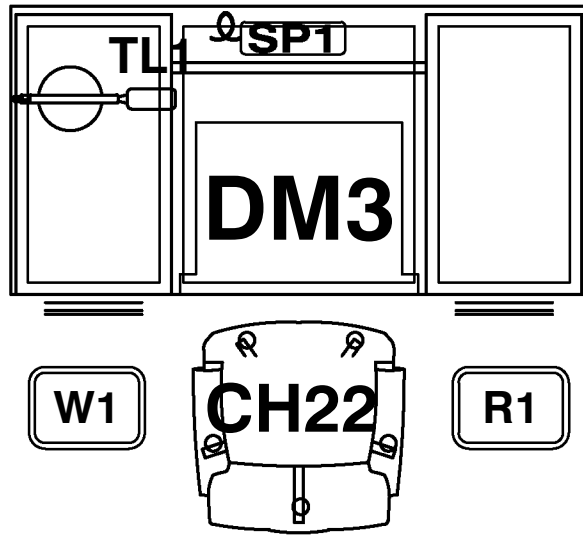
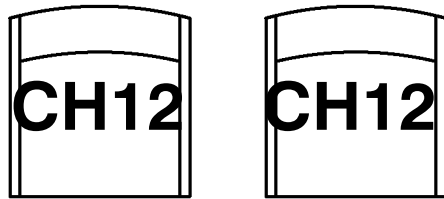
Dimensions	72"W x 36"D x 29"H
Sq Ftage	18 Ft ²
Description	Double-Ped Wood Desk (Leather Inlay, No Overheads)
UFC Areas	UFCAreas

Army Reserve Furniture Typicals
Exec Desking Typicals DM3 Specs

27-Jun-2018

SCALE
1/4" = 1'





ACCESSORIES

TAG	DESCRIPTION
CH22	High Back Task Chair
TL1	LED Desk Lamp (Silver)
W1	Wastebasket (Black, 7 Gallon)
SP1	7 Outlet Power Strip (11 Hour Timer)
R1	Recycling Bin (Blue, 7 Gallon)
CH12	Wood Frame Guest Chair (Arched Arms, Wood Top Rail)



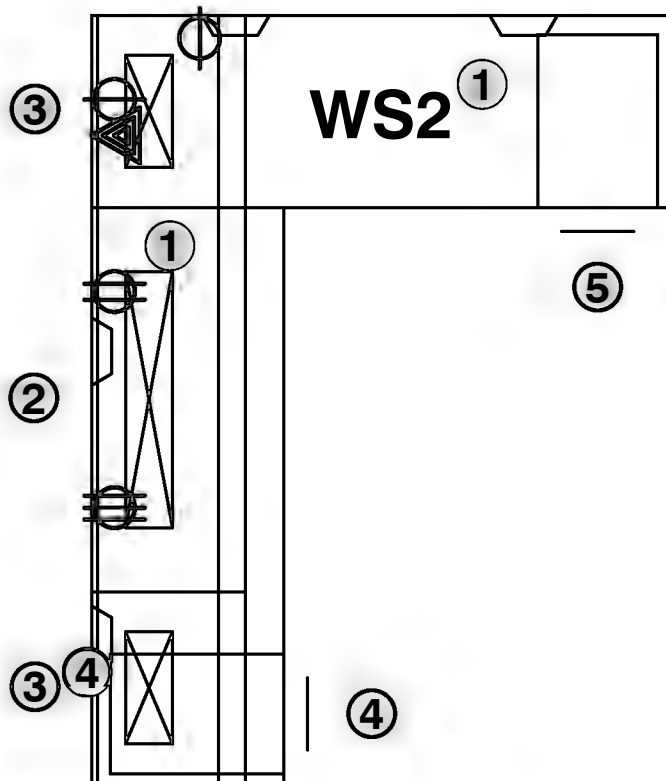
Dimensions	72"W x 36"D x 29"H
Sq Footage	18 Ft ²
Description	Double-Ped Wood Desk (Leather Inlay, No Overheads)
UFC Areas	UFC Areas

Army Reserve Furniture Typicals
Exec Desking Typicals DM3 Accessories

27-Jun-2018

SCALE
1/4" = 1'





1. 24"x72" Panel Mtd Worksurface
2. 48" Overhead w/ Tasklight & Tackboard
3. 24" Overhead w/ Tasklight & Tackboard
4. 15"x21-5/8" B/B/F
5. 15"x21-5/8" F/F

#1 Receptacle--In Panel Wireway



#2 Receptacle--In Panel Wireway



#3 Receptacle--In Panel Wireway



Telephone/Data--In Panel Wireway



Dimensions	96"W x 72"D x 29"/66"H
Sq Footage	48 Ft ²
Description	L-Shaped Full-Time Workstation
UFC Areas	UFC Areas

Army Reserve Furniture Typicals	Workstation Typicals WS2 Specs
------------------------------------	-----------------------------------

July-2018

SCALE
1/4" = 1'



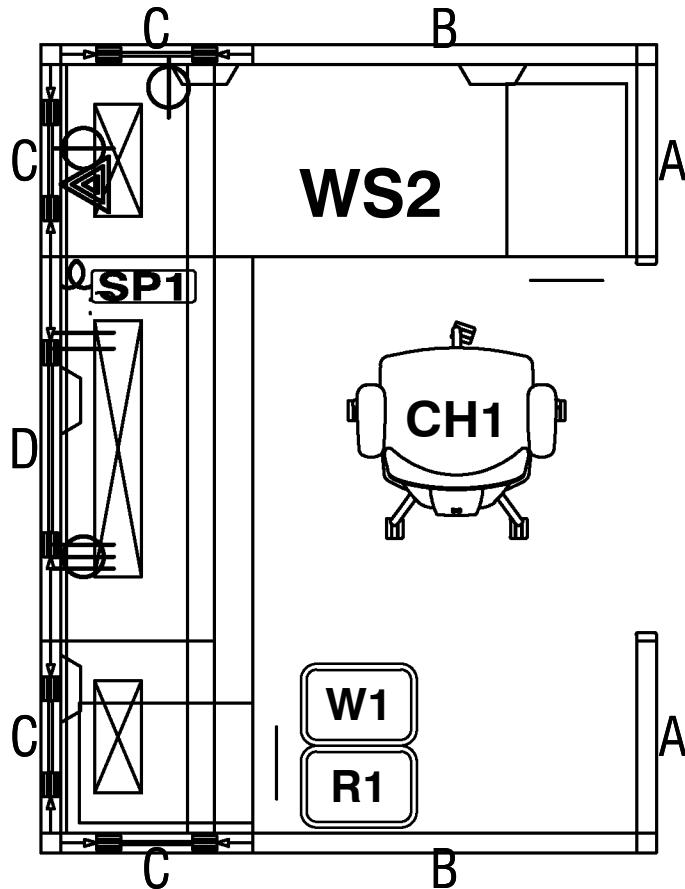
ACCESSORIES

TAG	DESCRIPTION
W1	Medium Wastebasket (7 Gallon)
SP1	8 Outlet Power Strip (11 Hour Timer)
R1	Recycling Bin (Blue, 7 Gallon)
CH1	Task Chair with Arms

PANELS

PNL	Width	Height	PWR
A	24	66 +/- 2"	No
B	48	66 +/- 2"	No
C	24PWR	66 +/- 2"	Yes
D	48PWR	66 +/- 2"	Yes

NOTE: The panel indicators—A, B, C, etc.—are used here for illustrative purposes. Please ensure all panels used in furniture layout and typicals sheets use the width/height notations shown in the table above (i.e. 2466PWR). These notations should always run parallel to the panel, read bottom-to-top when at an angle, and never be shown upsidedown. Also note, the panel sizes shown in these typicals should be used as a starting point and the designer's best judgement and experience should be used when creating systems furniture layouts.



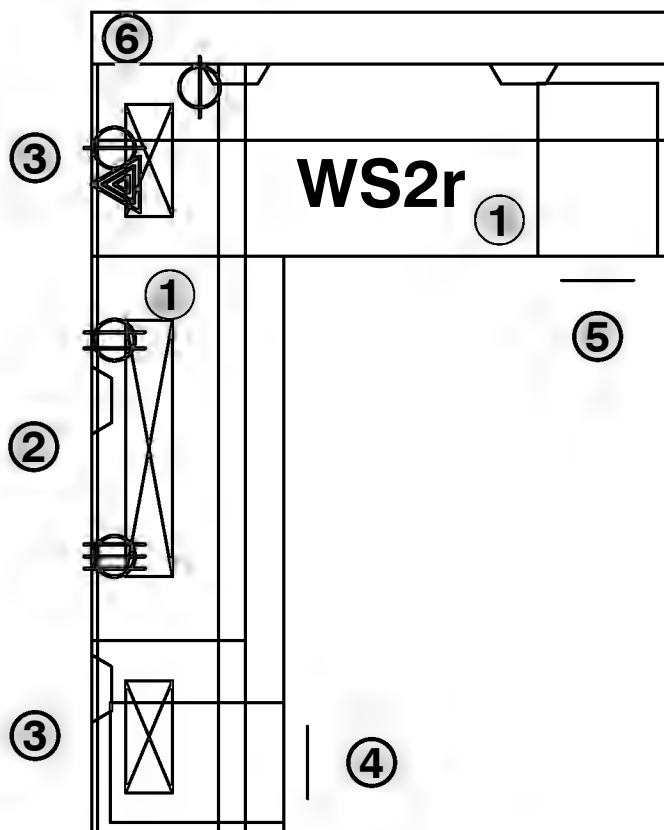
Dimensions	96"W x 72"D x 29"/66"H
Sq Footage	48 Ft ²
Description	L-Shaped Full-Time Workstation
UFC Areas	UFC Areas

**Army Reserve
Furniture Typicals**
Workstation Typicals
WS2 Accessories

July-2018

SCALE
1/4" = 1'





1. 24"x72" Panel Mtd Worksurface
2. 48" Overhead w/ Tasklight & Tackboard
3. 24" Overhead w/ Tasklight & Tackboard
4. 15"x21-5/8" mobile B/B/F
5. 15"x21-5/8" mobile F/F
6. 72"x16" Transaction Worksurface

#1 Receptacle--In Panel Wireway



#2 Receptacle--In Panel Wireway



#3 Receptacle--In Panel Wireway



Telephone/Data--In Panel Wireway



Dimensions	102.5"W x 72"D x 29"/66"H
Sq Ftage	5 Ft ²
Description	L-Shaped Reception Workstation
UFC Areas	UFCAreas

Army Reserve Furniture Typical	Workstation Typical WS2r Specs
---	-----------------------------------

July-2018

SCALE
1/4" = 1'

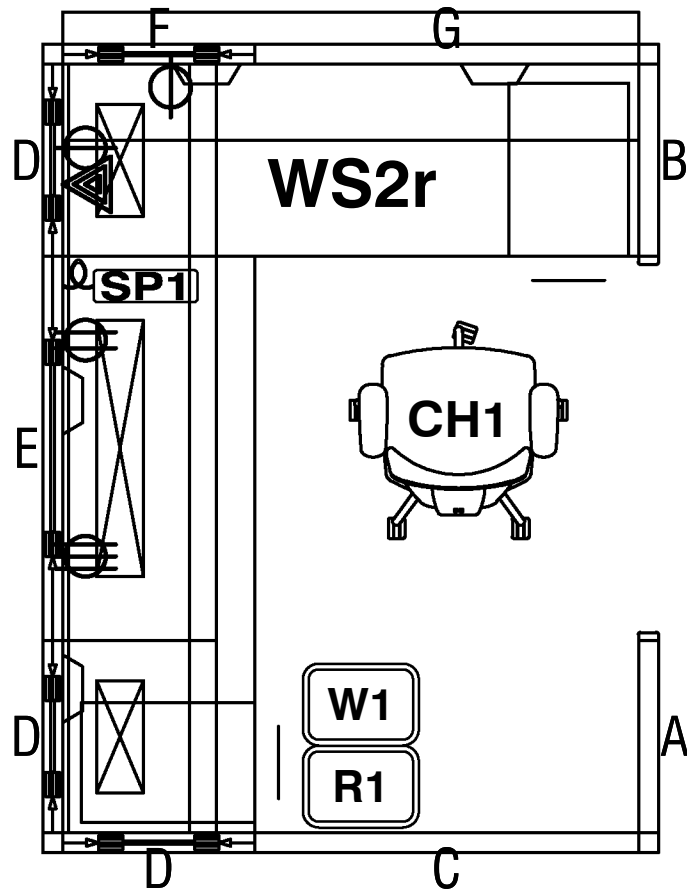
ACCESSORIES

TAG	DESCRIPTION
W1	Medium Wastebasket (7 Gallon)
SP1	8 Outlet Power Strip (11 Hour Timer)
R1	Recycling Bin (Blue, 7 Gallon)
CH1	Task Chair with Arms

PANELS

PNL	Width	Height	PWR
A	24	66 +/- 2"	No
B	24	36 +/- 2"	No
C	48	66 +/- 2"	No
D	24PWR	66 +/- 2"	Yes
E	48PWR	66 +/- 2"	Yes
F	24PWR	42 +/- 2"	Yes
G	48	36 +/- 2"	No

NOTE: The panel indicators—A, B, C, etc.—are used here for illustrative purposes. Please ensure all panels used in furniture layout and typical sheets use the width/height notations shown in the table above (i.e. 2466PWR). These notations should always run parallel to the panel, read bottom-to-top when at an angle, and never be shown upside down. Also note, the panel sizes shown in these typical sheets should be used as a starting point and the designer's best judgement and experience should be used when creating systems furniture layouts.



102.5"W x 72"D x 29"/66"H

5 Ft²

L-Shaped Reception Workstation

UFC Areas

Dimensions

Sq Ftage

Description

UFC Areas

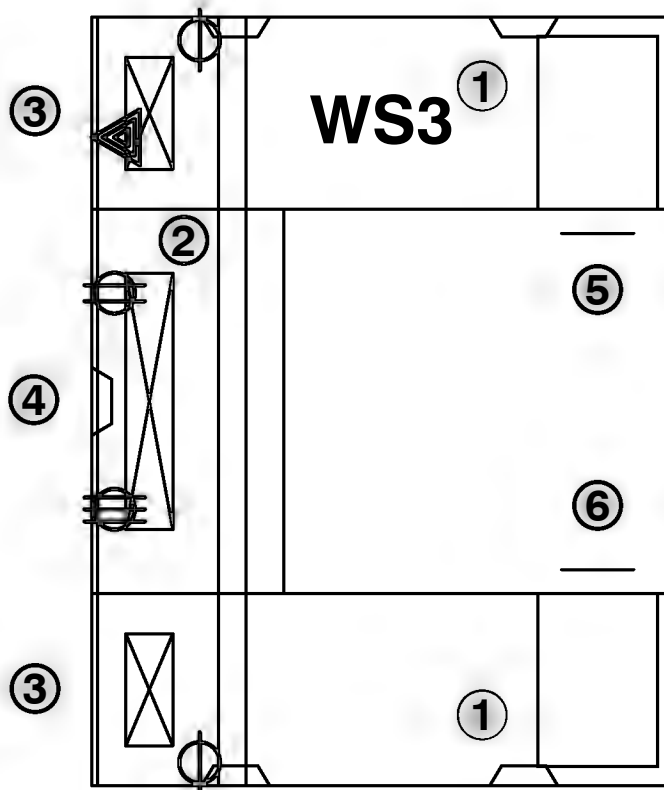
Army Reserve
Furniture Typicals

Workstation Typicals
WS2r Accessories

July -2018

SCALE
1/4" = 1'





1. 24"x72" Panel Mtd Worksurface
2. 24"x48" Panel Mtd Worksurface
3. 24" Overhead w/ Tasklight & Tackboard
4. 48" Overhead w/ Tasklight & Tackboard
5. 15"x21-5/8" B/B/F
6. 15"x21-5/8" F/F

#1 Receptacle--In Panel Wireway



#2 Receptacle--In Panel Wireway



#3 Receptacle--In Panel Wireway



Telephone/Data--In Panel Wireway




SCALE
1/4" = 1'



Dimensions	96"W x 72"D x 29"/66"H
Sq F Footage	48 Ft ²
Description	U-Shaped Full-Time Workstation
UFC Areas	UFC Areas

Army Reserve Furniture Typicals	Workstation Typicals WS3 Specs
------------------------------------	-----------------------------------

July-2018



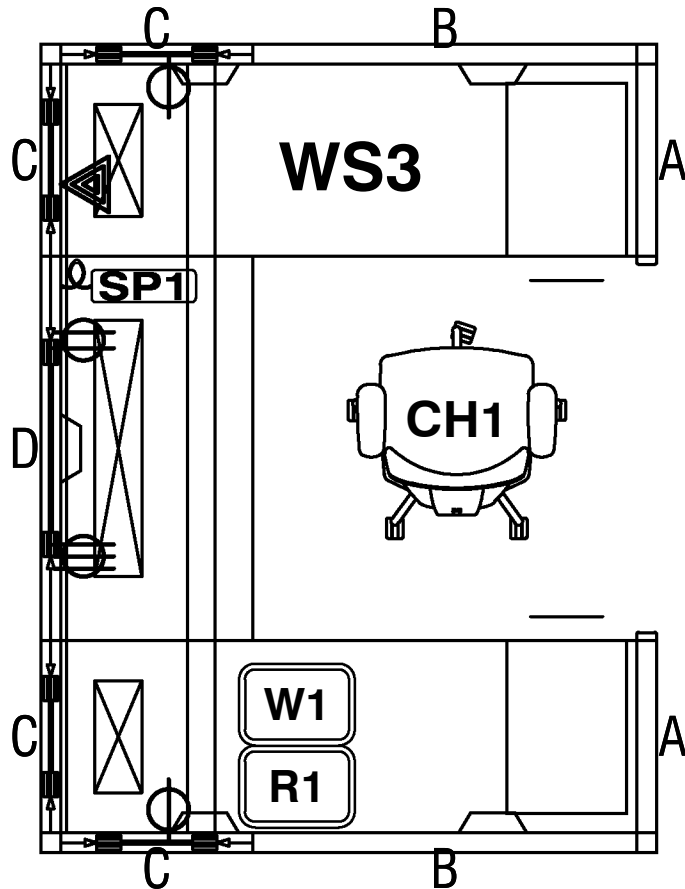
ACCESSORIES

TAG	DESCRIPTION
W1	Medium Wastebasket (7 Gallon)
SP1	8 Outlet Power Strip (11 Hour Timer)
R1	Recycling Bin (Blue, 7 Gallon)
CH1	Task Chair with Arms

PANELS

PNL	Width	Height	PWR
A	24	66 +/-2"	No
B	48	66 +/-2"	No
C	24PWR	66 +/- 2"	Yes
D	48PWR	66 +/- 2"	Yes

NOTE: The panel indicators—A, B, C, etc.—are used here for illustrative purposes. Please ensure all panels used in furniture layout and typical sheets use the width/height notations shown in the table above (i.e. 2466PWR). These notations should always run parallel to the panel, read bottom-to-top when at an angle, and never be shown upside down. Also note, the panel sizes shown in these typical sheets should be used as a starting point and the designer's best judgement and experience should be used when creating systems furniture layouts.



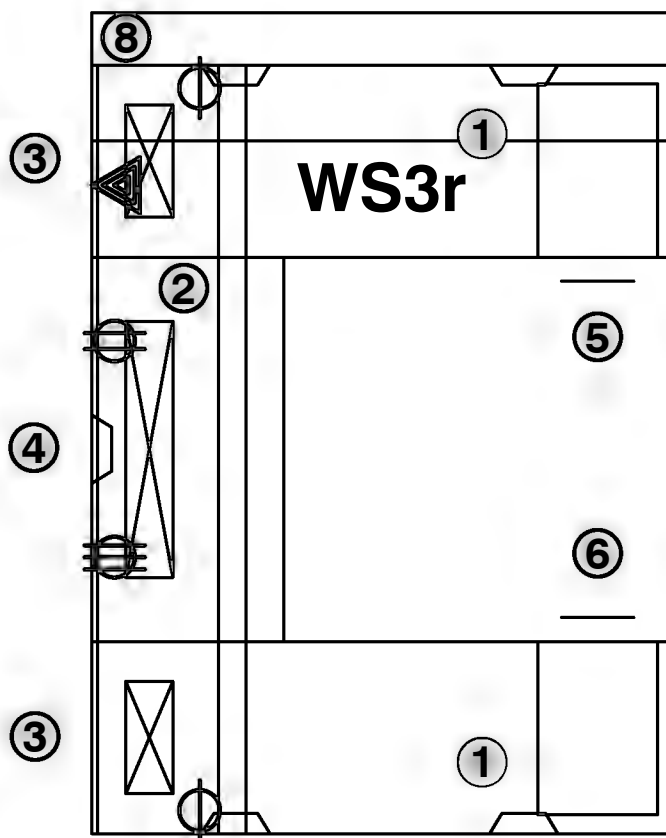
Dimensions	96"W x 72"D x 29"/66"H
Sq Footage	48 Ft ²
Description	U-Shaped Full-Time Workstation
UFC Areas	UFC Areas

**Army Reserve
Furniture Typicals**
Workstation Typicals
WS3 Accessories

July -2018

SCALE
1/4" = 1'





1. 24"x72" Panel Mtd Worksurface
2. 24"x48" Panel Mtd Worksurface
3. 24" Overhead w/ Tasklight & Tackboard
4. 48" Overhead w/ Tasklight & Tackboard
5. 15"x21-5/8" B/B/F
6. 15"x21-5/8" F/F
7. 72"x16" Transaction Worksurface

#1 Receptacle--In Panel Wireway



#2 Receptacle--In Panel Wireway



#3 Receptacle--In Panel Wireway



Telephone/Data--In Panel Wireway



Dimensions	102.5"W x 72"D x 29"/66"H
Sq Ftage	5 Ft ²
Description	U-Shaped Reception Workstation
UFC Areas	UFCAreas

Army Reserve Furniture Typicals	Workstation Typicals WS3r Specs
--	------------------------------------

July-2018

SCALE
1/4" = 1'

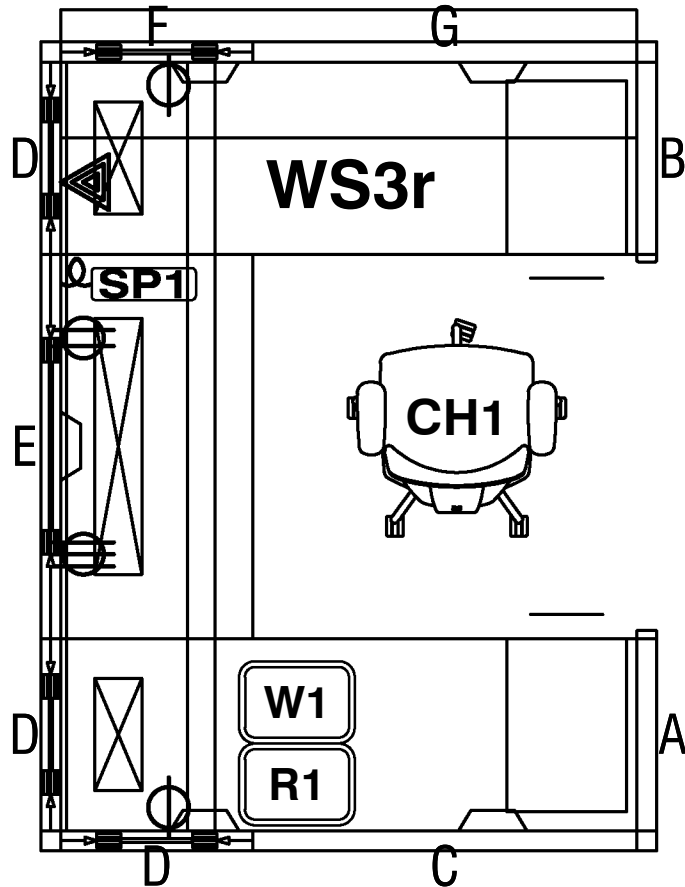
ACCESSORIES

TAG	DESCRIPTION
W1	Medium Wastebasket (7 Gallon)
SP1	8 Outlet Power Strip (11 Hour Timer)
R1	Recycling Bin (Blue, 7 Gallon)
CH1	Task Chair with Arms

PANELS

PNL	Unicor WTHT	Knoll HTWT	PWR
A	2466	36 +/-2"	No
B	2436	36 +/-2"	No
C	48	66 +/-2"	No
D	24PWR	66 +/- 2"	Yes
E	48PWR	66 +/- 2"	Yes
F	24PWR	36 +/- 2"	Yes
G	48	36 +/- 2"	No

NOTE: The panel indicators—A, B, C, etc.—are used here for illustrative purposes. Please ensure all panels used in furniture layout and typical sheets use the width/height notations shown in the table above (i.e. 2466PWR). These notations should always run parallel to the panel, read bottom-to-top when at an angle, and never be shown upside down. Also note, the panel sizes shown in these typical sheets should be used as a starting point and the designer's best judgement and experience should be used when creating systems furniture layouts.

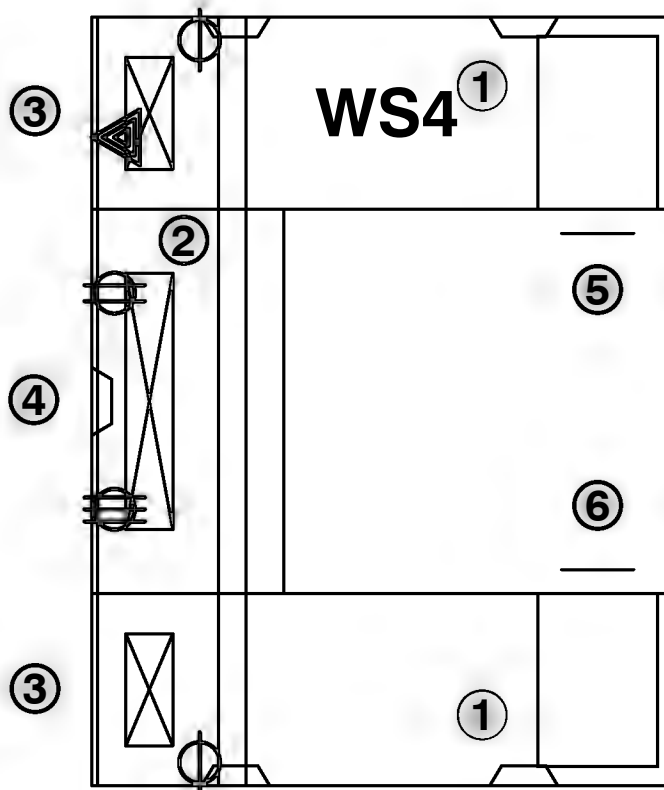


Dimensions	102.5"W x 72"D x 29"/66"H
Sq Footage	5 Ft ²
Description	U-Shaped Reception Workstation
UFC Areas	UFC Areas

Army Reserve Furniture Typicals	Workstation Typicals WS3r Accessories
July -2018	

SCALE
1/4" = 1'





1. 24"x72" Panel Mtd Worksurface
2. 24"x48" Panel Mtd Worksurface
3. 24" Overhead w/ Tasklight & Tackboard
4. 48" Overhead w/ Tasklight & Tackboard
5. 15"x21-5/8" B/B/F
6. 15"x21-5/8" F/F

#1 Receptacle--In Panel Wireway



#2 Receptacle--In Panel Wireway



#3 Receptacle--In Panel Wireway



Telephone/Data--In Panel Wireway



Dimensions	96"W x 108"D x 29"/66"H
Sq Ftage	72 Ft ²
Description	U-Shaped Full-Time Extended Workstation
UFC Areas	UFCAreas

Army Reserve Furniture Typicals	Workstation Typicals WS4 Specs
--	-----------------------------------

July-2018

SCALE
1/4" = 1'

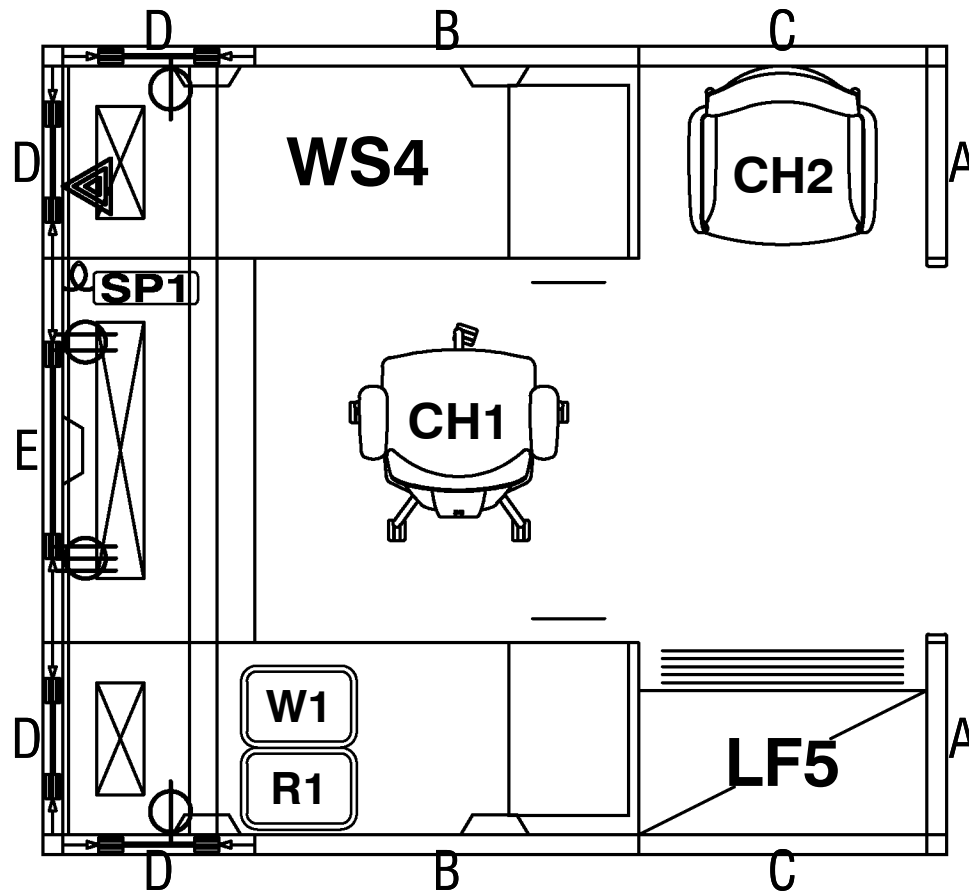
ACCESSORIES

TAG	DESCRIPTION
W1	Medium Wastebasket (7 Gallon)
SP1	8 Outlet Power Strip (11 Hour Timer)
R1	Recycling Bin (Blue, 7 Gallon)
LF5	5H Lateral File - 36"W
CH2	Guest Chair with arms
CH1	Task Chair with Arms

PANELS

PNL	Width	Height	PWR
A	24	66 +/- 2"	No
B	48	66 +/- 2"	No
C	36	66 +/- 2"	No
D	24PWR	66 +/- 2"	Yes
E	48PWR	66 +/- 2"	Yes

NOTE: The panel indicators—A, B, C, etc.—are used here for illustrative purposes. Please ensure all panels used in furniture layout and typical sheets use the width/height notations shown in the table above (i.e. 2466PWR). These notations should always run parallel to the panel, read bottom-to-top when at an angle, and never be shown upside down. Also note, the panel sizes shown in these typical sheets should be used as a starting point and the designer's best judgement and experience should be used when creating systems furniture layouts.



96"W x 108"D x 29"/66"H

72 Ft²

U-Shaped Full-Time Extended Workstation

UFCAreas

Dimensions

Sq Footage

Description

UFCAreas

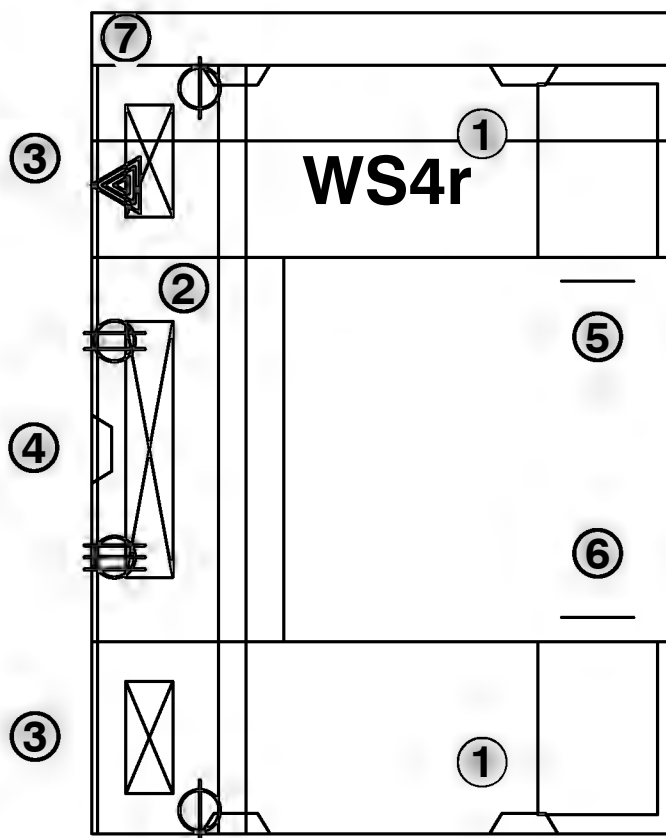
Army Reserve
Furniture Typicals

Workstation Typicals
WS4 Accessories

July-2018

SCALE
1/4" = 1'





1. 24"x72" Panel Mtd Worksurface
2. 24"x48" Panel Mtd Worksurface
3. 24" Overhead w/ Tasklight & Tackboard
4. 48" Overhead w/ Tasklight & Tackboard
5. 15"x21-5/8" B/B/F
6. 15"x21-5/8" F/F
7. 72"x16" Transaction Worksurface

#1 Receptacle--In Panel Wireway



#2 Receptacle--In Panel Wireway



#3 Receptacle--In Panel Wireway



Telephone/Data--In Panel Wireway



Dimensions	102.5"W x 72"D x 29"/66"H
Sq Ftage	5 Ft ²
Description	U-Shaped Reception Extended Workstation
UFC Areas	UFC Areas

Army Reserve Furniture Typicals	Workstation Typicals WS4r Specs
--	------------------------------------

July-2018

SCALE
1/2" = 1'

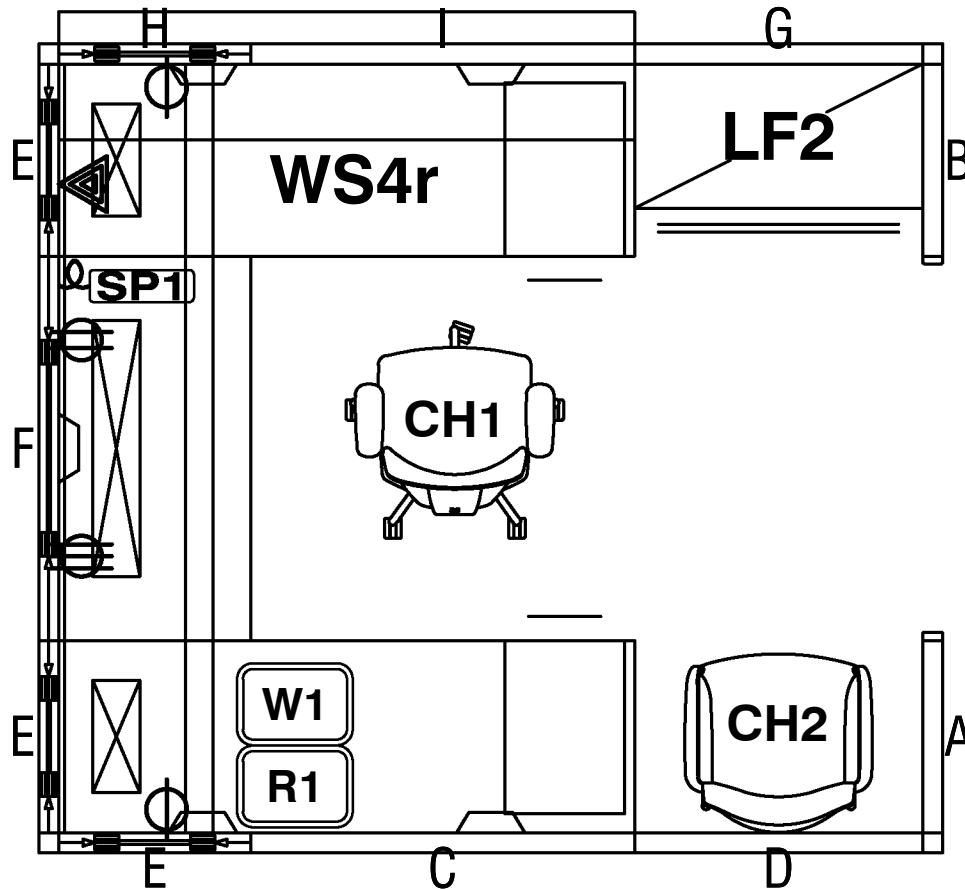
ACCESSORIES

TAG	DESCRIPTION
LF2	2H Lateral File - 36"W
CH2	Guest Chair with arms
W1	Medium Wastebasket (7 Gallon)
SP1	8 Outlet Power Strip (11 Hour Timer)
R1	Recycling Bin (Blue, 7 Gallon)
CH1	Task Chair with Arms

PANELS

PNL	Width	Height	PWR
A	24	66 +/- 2"	No
B	24	42	No
C	48	66 +/- 2"	No
D	36	66 +/- 2"	No
E	24PWR	66 +/- 2"	Yes
F	48PWR	66 +/- 2"	Yes
G	36	42	No
H	24PWR	42	Yes
I	48	42	No

NOTE: The panel indicators—A, B, C, etc.—are used here for illustrative purposes. Please ensure all panels used in furniture layout and typical sheets use the width/height notations shown in the table above (i.e. 2466PWR). These notations should always run parallel to the panel, read bottom-to-top when at an angle, and never be shown upside down. Also note, the panel sizes shown in these typicals should be used as a starting point and the designer's best judgement and experience should be used when creating systems furniture layouts.



Dimensions 102.5"W x 72"D x 29"/66"H

Sq Footage 5 Ft²

Description U-Shaped Reception Extended Workstation

UFC Areas

Army Reserve
Furniture Typicals

Workstation Typicals
WS4r Accessories

July-2018

SCALE
1/4" = 1'



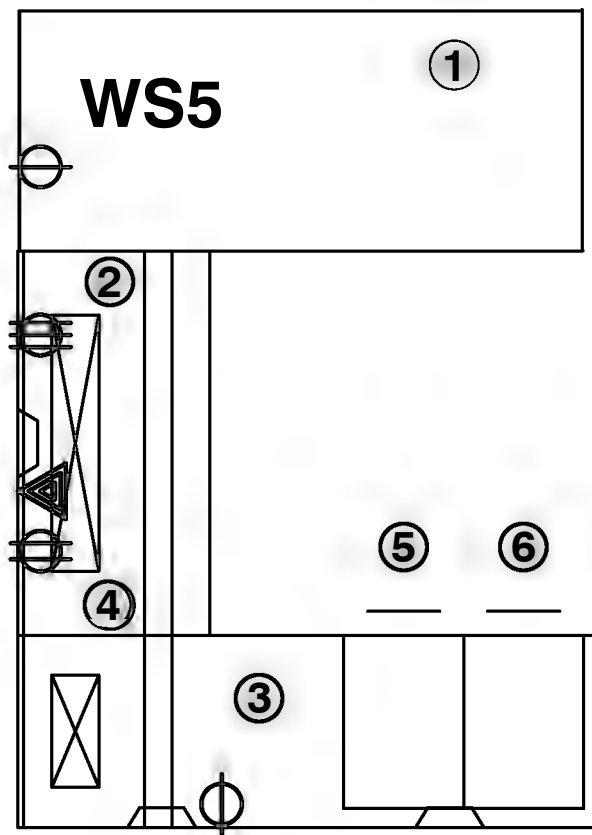
Dimensions	138"W x 108"D x 29"/66"H
Sq F footage	104 Ft ²
Description	U-Shaped Full-Time Office Workstation (Overheads on Return)
UFC Areas	UFC Areas

Army Reserve Furniture Typicals	Workstation Typicals WS5 Specs
--	-----------------------------------

July-2018



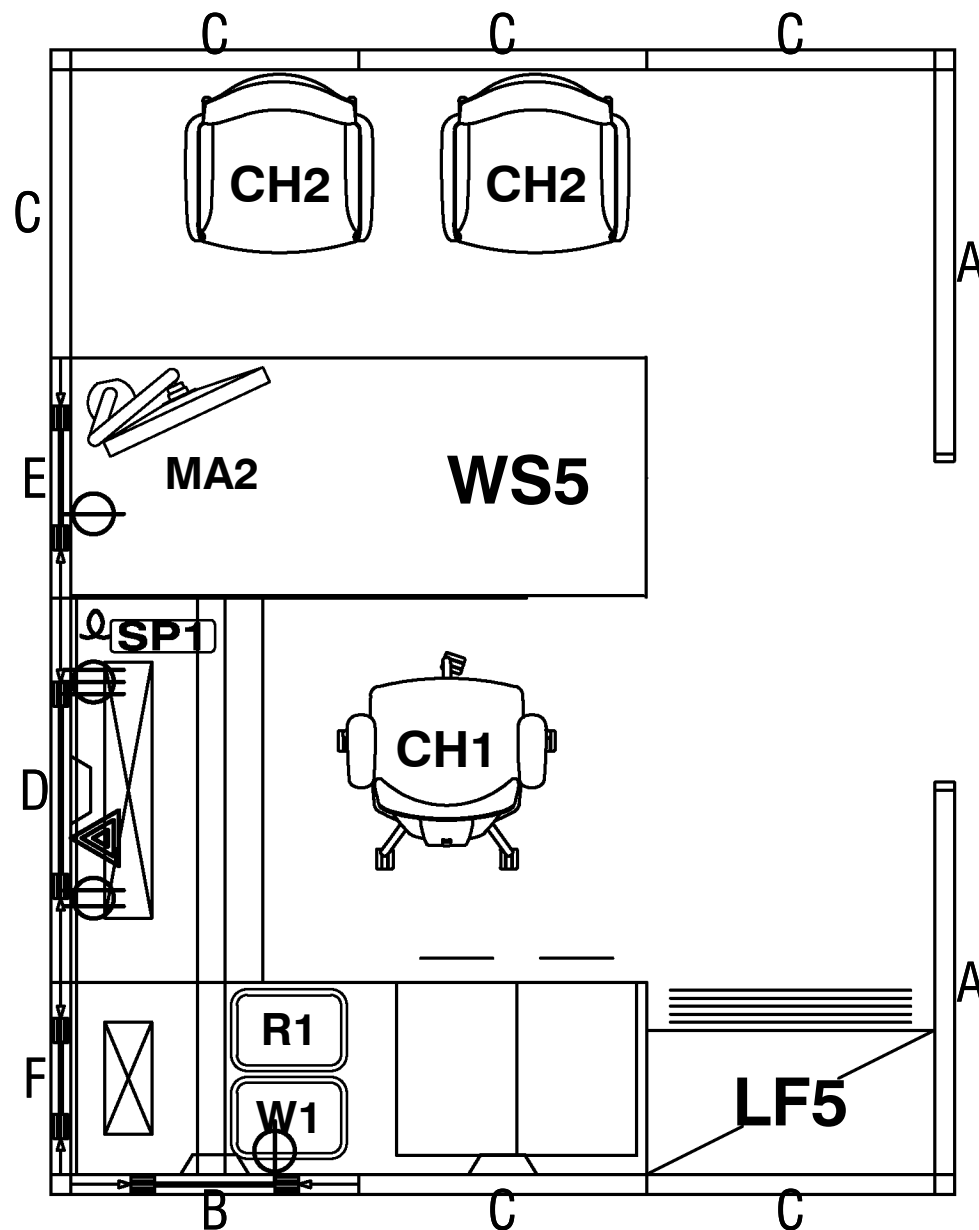
SCALE
1/4" = 1'



1. 30"x72" Adj Ht Table Desk w/ partial modesty
2. 24"x48" Panel Mtd Worksurface
3. 24"x72" Panel Mtd Worksurface
4. 72" Overhead w/ Tasklight & Tackboard
5. 15"x21-5/8" B/B/F
6. 15"x21-5/8" F/F

- #1 Receptacle--In Panel Wireway
- #2 Receptacle--In Panel Wireway
- #3 Receptacle--In Panel Wireway
- Telephone/Data--In Panel Wireway





ACCESSORIES

TAG	DESCRIPTION
W1	Medium Wastebasket (7 Gallon)
SP1	8 Outlet Power Strip (11 Hour Timer)
R1	Recycling Bin (Blue, 7 Gallon)
MA2	Monitor Arm (Silver, Clamp Mount)
LF5	5H Lateral File - 36"W
CH2	Guest Chair with arms
CH1	Task Chair with Arms

PANELS

PNL	Width	Height	PWR
A	48	66 +/- 2"	No
B	36PWR	66 +/- 2"	Yes
C	36	66 +/- 2"	No
D	48PWR	66 +/- 2"	Yes
E	30PWR	66 +/- 2"	Yes
F	24PWR	66 +/- 2"	Yes

NOTE: The panel indicators—A, B, C, etc.—are used here for illustrative purposes. Please ensure all panels used in furniture layout and typical sheets use the width/height notations shown in the table above (i.e. 2466PWR). These notations should always run parallel to the panel, read bottom-to-top when at an angle, and never be shown upside down. Also note, the panel sizes shown in these typical sheets should be used as a starting point and the designer's best judgement and experience should be used when creating systems furniture layouts.



Dimensions	138"W x 108"D x 29"/66"H
Sq Footage	104 Ft ²
Description	U-Shaped Full-Time Office Workstation (Overheads on Return)
UFC Areas	UFC Areas

Army Reserve Furniture Typicals	Workstation Typicals WS5 Accessories
---------------------------------	--------------------------------------

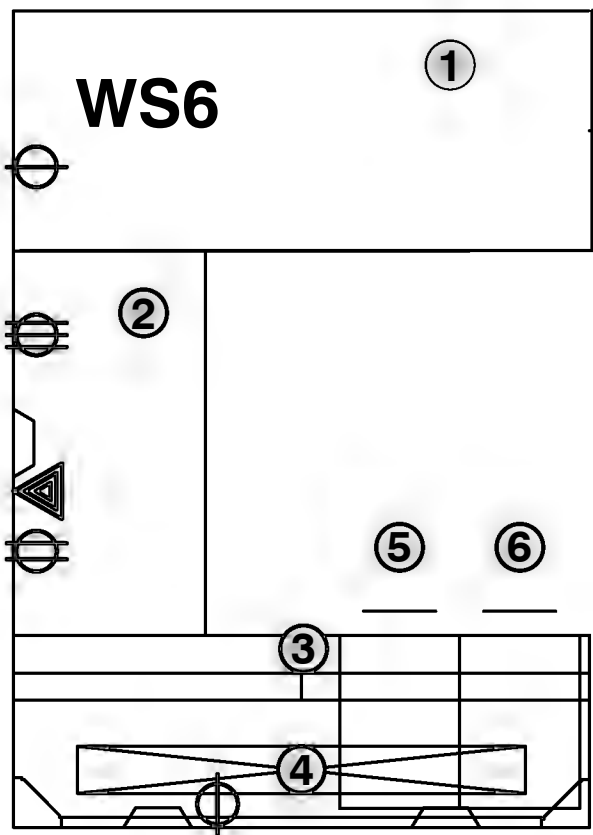
July-2018

SCALE
1/2" = 1'



Dimensions	138"W x 108"D x 29"/66"H
Sq Ft Footage	104 Ft ²
Description	U-Shaped Full-Time Office Workstation (Overheads on Credenza)
UFC Areas	UFC Areas

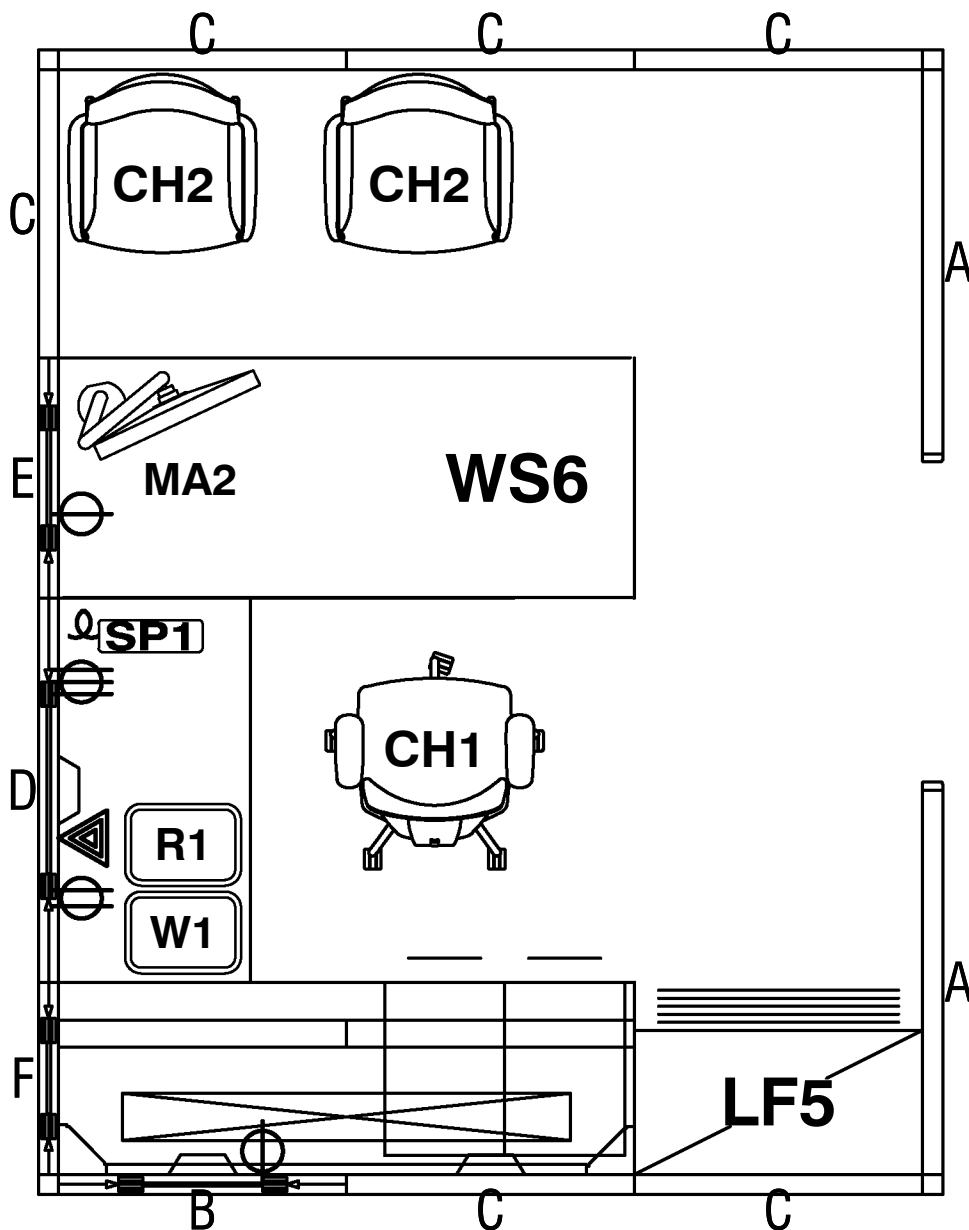
Army Reserve Furniture Typicals	Workstation Typicals WS6 Specs
July	-2018



1. 30"x72" Adj Ht Table Desk w/ partial modesty
2. 24"x48" Panel Mtd Worksurface
3. 24"x72" Panel Mtd Worksurface
4. 72" Overhead w/ Tasklight & Tackboard
5. 15"x21-5/8" B/B/F
6. 15"x21-5/8" F/F

- #1 Receptacle--In Panel Wireway
- #2 Receptacle--In Panel Wireway
- #3 Receptacle--In Panel Wireway
- Telephone/Data--In Panel Wireway

SCALE
1/4" = 1'



ACCESSORIES

TAG	DESCRIPTION
W1	Medium Wastebasket (7 Gallon)
SP1	8 Outlet Power Strip (11 Hour Timer)
R1	Recycling Bin (Blue, 7 Gallon)
MA2	Monitor Arm (Silver, Clamp Mount)
LF5	5H Lateral File - 36"W
CH2	Guest Chair with arms
CH1	Task Chair with Arms

PANELS

PNL	Width	Height	PWR
A	48	66" +/- 2"	No
B	36PWR	66" +/- 2"	Yes
C	36	66" +/- 2"	No
D	48PWR	66" +/- 2"	Yes
E	30PWR	66" +/- 2"	Yes
F	24PWR	66" +/- 2"	Yes

NOTE: The panel indicators—A, B, C, etc.—are used here for illustrative purposes. Please ensure all panels used in furniture layout and typical sheets use the width/height notations shown in the table above (i.e. 2466PWR). These notations should always run parallel to the panel, read bottom-to-top when at an angle, and never be shown upside down. Also note, the panel sizes shown in these typical sheets should be used as a starting point and the designer's best judgement and experience should be used when creating systems furniture layouts.



Dimensions	138"W x 108"D x 29"/66"H
Sq Footage	104 Ft ²
Description	U-Shaped Full-Time Office Workstation (Overheads on Credenza)
UFC Areas	UFC Areas

Army Reserve Furniture Typicals	Workstation Typicals WS6 Accessories
---------------------------------	--------------------------------------

July-2018


SCALE
1/4" = 1'



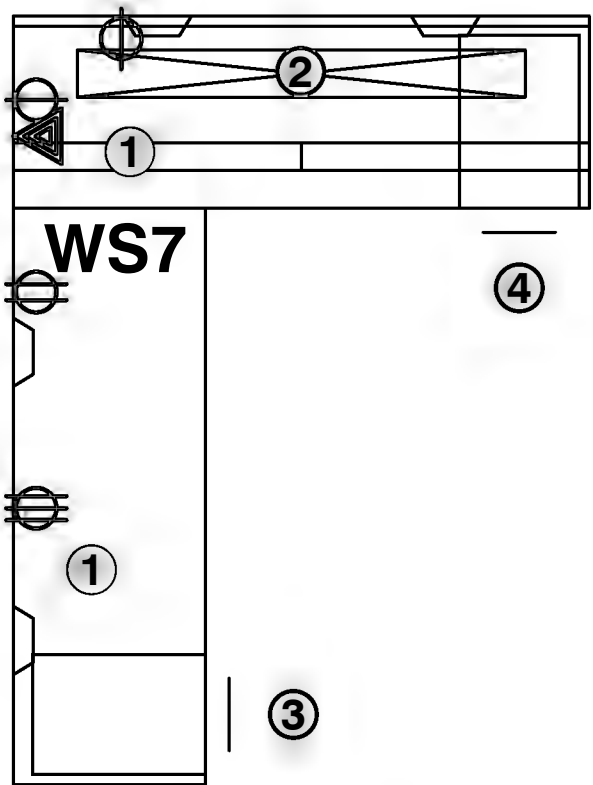
Dimensions	96"W x 72"D x 29"/66"H
Sq Footage	48 Ft ²
Description	L-Shaped Full-Time Workstation (Overheads on Desk)
UFC Areas	UFC Areas

Army Reserve Furniture Typicals	Workstation Typicals WS7 Specs
--	-----------------------------------

July-2018

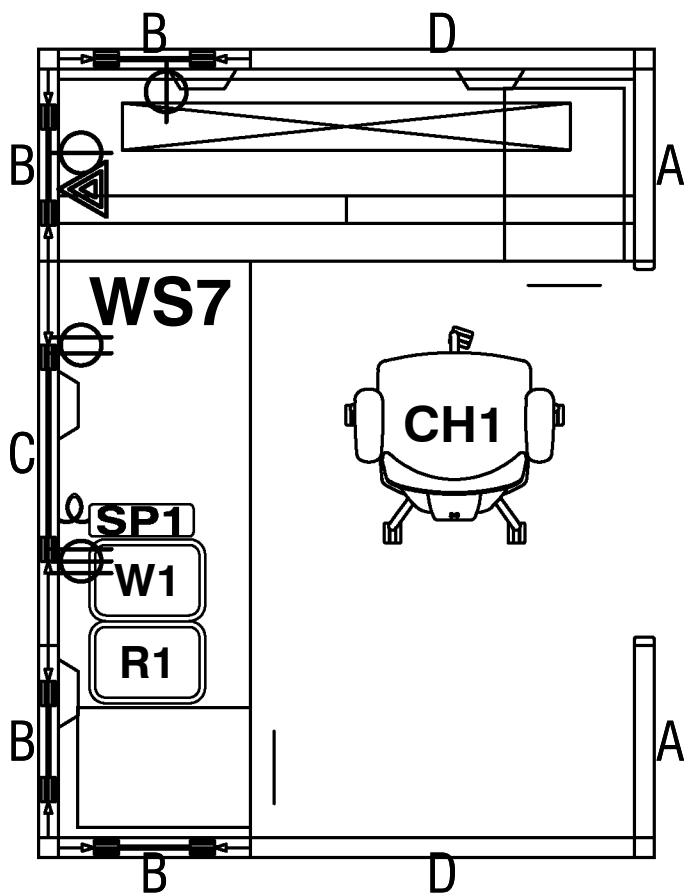


SCALE
1/4" = 1'



1. 24"x72" Worksurface
2. 72" Overhead w/ Tasklight & Tackboard
3. 15"x21-5/8" B/B/F
4. 15"x21-5/8" F/F

- #1 Receptacle--In Panel Wireway
⊙
- #2 Receptacle--In Panel Wireway
⊙
- #3 Receptacle--In Panel Wireway
⊙
- Telephone/Data--In Panel Wireway
▽



ACCESSORIES

TAG	DESCRIPTION
CH1	Task Chair with Arms
R1	Recycling Bin (Blue, 7 Gallon)
W1	Medium Wastebasket (7 Gallon)
SP1	8 Outlet Power Strip (11 Hour Timer)

PANELS

PNL	Width	Height	PWR
A	24	66" +/- 2"	No
B	24PWR	66" +/- 2"	Yes
C	48PWR	66" +/- 2"	Yes
D	48	66" +/- 2"	No

NOTE: The panel indicators—A, B, C, etc.—are used here for illustrative purposes. Please ensure all panels used in furniture layout and typical sheets use the width/height notations shown in the table above (i.e. 2466PWR). These notations should always run parallel to the panel, read bottom-to-top when at an angle, and never be shown upside down. Also note, the panel sizes shown in these typicals should be used as a starting point and the designer's best judgement and experience should be used when creating systems furniture layouts.



Dimensions	96"W x 72"D x 29"/66"H
Sq Footage	48 Ft ²
Description	L-Shaped Full-Time Workstation (Overheads on Desk)
UFC Areas	UFC Areas

Army Reserve Furniture Typicals	Workstation Typicals WS7 Accessories
---------------------------------	--------------------------------------

July-2018

SCALE
1/4" = 1'



Dimensions	96"W x 72"D x 29"/66"H
Sq Footage	48 Ft ²
Description	U-Shaped Full-Time Workstation (Overheads on Credenza)
UFC Areas	UFC Areas

Army Reserve Furniture Typicals	Workstation Typicals WS8 Specs
--	-----------------------------------

July-2018

SCALE
1/4" = 1'

1. 24"x72" Worksurface
2. 24"x48" Worksurface
3. 72" Overhead w/ Tasklight & Tackboard
4. 15"x21-5/8" B/B/F
5. 15"x21-5/8" F/F

#1 Receptacle--In Panel Wireway



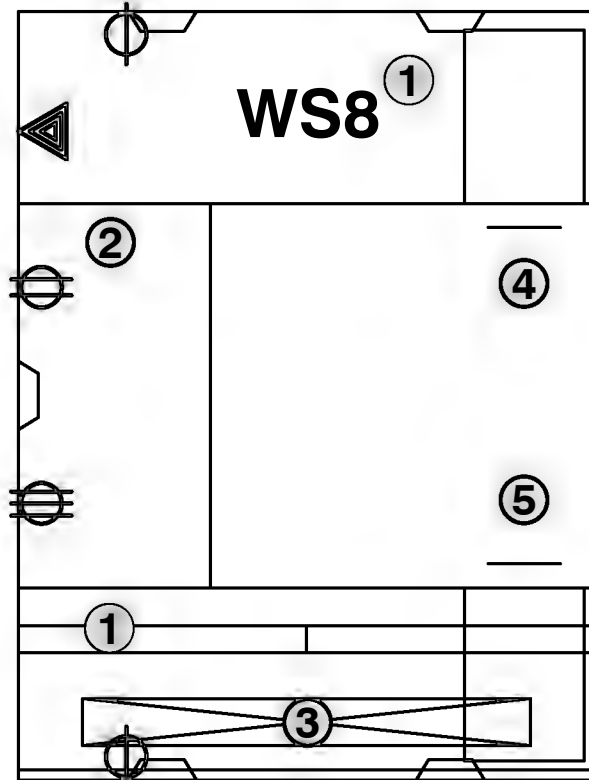
#2 Receptacle--In Panel Wireway

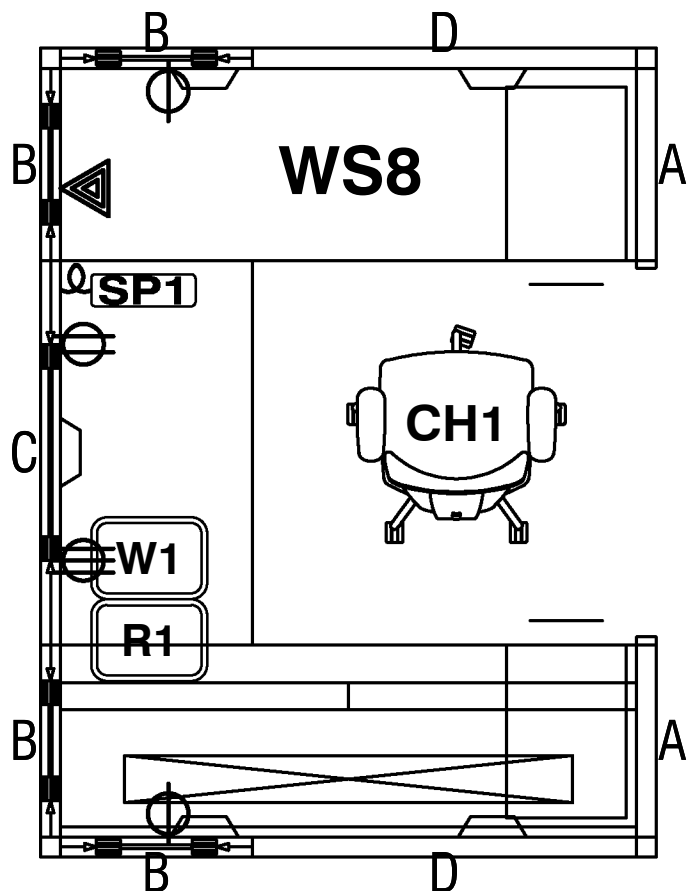


#3 Receptacle--In Panel Wireway



Telephone/Data--In Panel Wireway





ACCESSORIES

TAG	DESCRIPTION
CH1	Task Chair with Arms
R1	Recycling Bin (Blue, 7 Gallon)
W1	Medium Wastebasket (7 Gallon)
SP1	8 Outlet Power Strip (11 Hour Timer)

PANELS

PNL	Unicor WTHT	Knoll HTWT	PWR
A	24	66" +/- 2"	No
B	24PWR	66" +/- 2"	Yes
C	48PWR	66" +/- 2"	Yes
D	48	66" +/- 2"	No

NOTE: The panel indicators—A, B, C, etc.—are used here for illustrative purposes. Please ensure all panels used in furniture layout and typical sheets use the width/height notations shown in the table above (i.e. 2466PWR). These notations should always run parallel to the panel, read bottom-to-top when at an angle, and never be shown upside down. Also note, the panel sizes shown in these typical sheets should be used as a starting point and the designer's best judgement and experience should be used when creating systems furniture layouts.



96"W x 72"D x 29"/66"H

48 Ft²

U-Shaped Full-Time Workstation (Overheads on Credenza)

UFC Areas

Dimensions

Sq Ftage

Description


UFC Areas

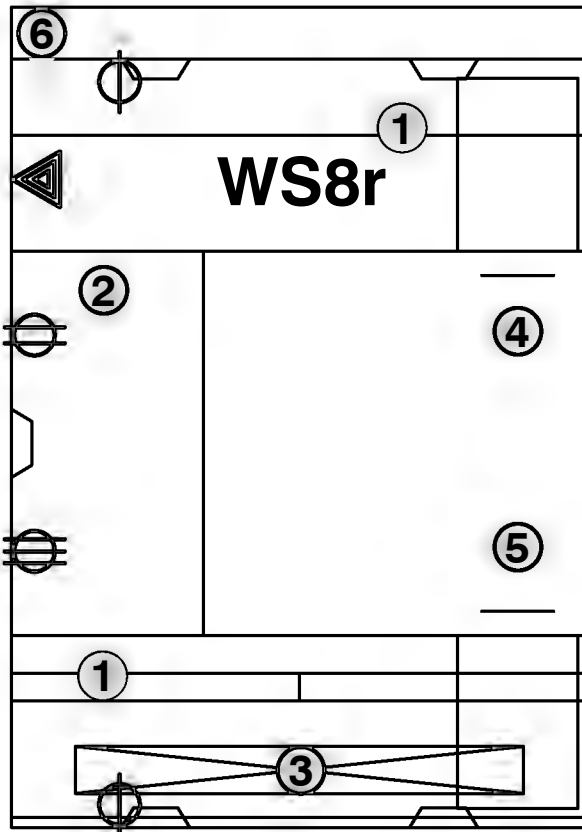
Army Reserve
Furniture Typicals

Workstation Typicals
WS8 Accessories

July-2018

SCALE
1/4" = 1'





1. 24"x72" Worksurface
2. 24"x48" Worksurface
3. 72" Overhead w/ Tasklight & Tackboard
4. 15"x21-5/8" B/B/F
5. 15"x21-5/8" F/F
6. 72"x16" Transaction Worksurface

#1 Receptacle--In Panel Wireway



#2 Receptacle--In Panel Wireway



#3 Receptacle--In Panel Wireway



Telephone/Data--In Panel Wireway

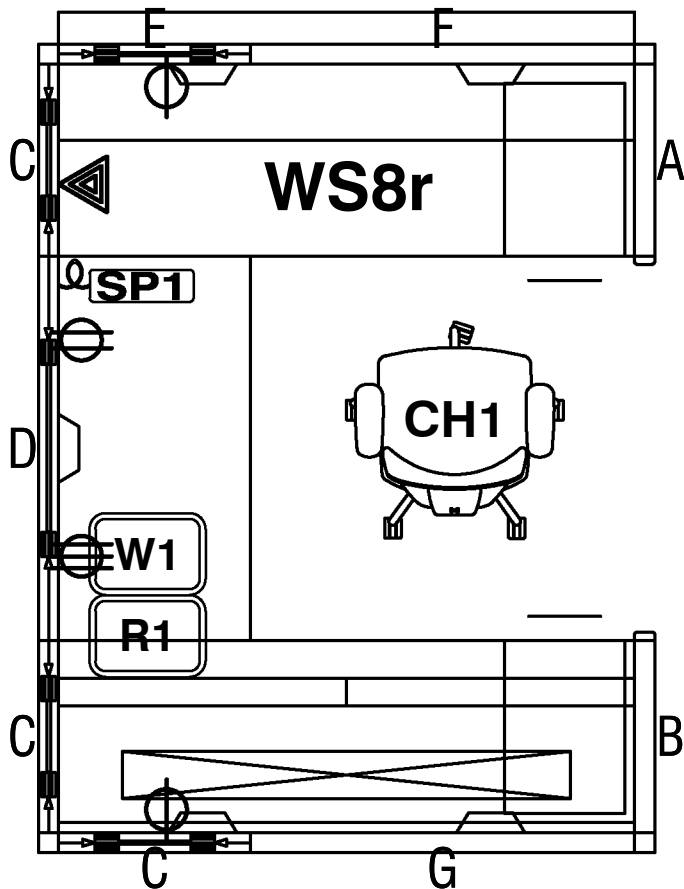


Dimensions	102.5"W x 72"D x 29"/66"H
Sq Ftage	5 Ft ²
Description	U-Shaped Reception Workstation (Overheads on Credenza)
UFC Areas	UFCAreas

Army Reserve Furniture Typicals	Workstation Typicals WS8r Specs
--	------------------------------------

July-2018

SCALE
1/4" = 1'



ACCESSORIES

TAG	DESCRIPTION
CH1	Task Chair with Arms
R1	Recycling Bin (Blue, 7 Gallon)
W1	Medium Wastebasket (7 Gallon)
SP1	8 Outlet Power Strip (11 Hour Timer)

PANELS

PNL	Width	Height	PWR
A	24	42	No
B	24	66 +/- 2"	No
C	24PWR	66 +/- 2"	Yes
D	48PWR	66 +/- 2"	Yes
E	24PWR	42	Yes
F	48	42	No
G	48	66 +/- 2"	No

NOTE: The panel indicators—A, B, C, etc.—are used here for illustrative purposes. Please ensure all panels used in furniture layout and typical sheets use the width/height notations shown in the table above (i.e. 2466PWR). These notations should always run parallel to the panel, read bottom-to-top when at an angle, and never be shown upside down. Also note, the panel sizes shown in these typical sheets should be used as a starting point and the designer's best judgement and experience should be used when creating systems furniture layouts.




Dimensions	102.5"W x 72"D x 29"/66"H
Sq Footage	5 Ft ²
Description	U-Shaped Reception Workstation (Overheads on Credenza)
UFC Areas	UFC Areas

Army Reserve Furniture Typicals	Workstation Typicals WS8r Accessories
---------------------------------	---------------------------------------

July-2018

SCALE
1/4" = 1'



Dimensions	96"W x 108"D x 29"/66"H
Sq Footage	72 Ft ²
Description	U-Shaped Full-Time Workstation (Overheads on Credenza)
UFC Areas	UFC Areas

Army Reserve Furniture Typicals	Workstation Typicals WS9 Specs
--	-----------------------------------

July-2018

1. 24"x72" Worksurface
2. 24"x48" Worksurface
3. 72" Overhead w/ Tasklight & Tackboard
4. 15"x21-5/8" B/B/F
5. 15"x21-5/8" F/F

#1 Receptacle--In Panel Wireway



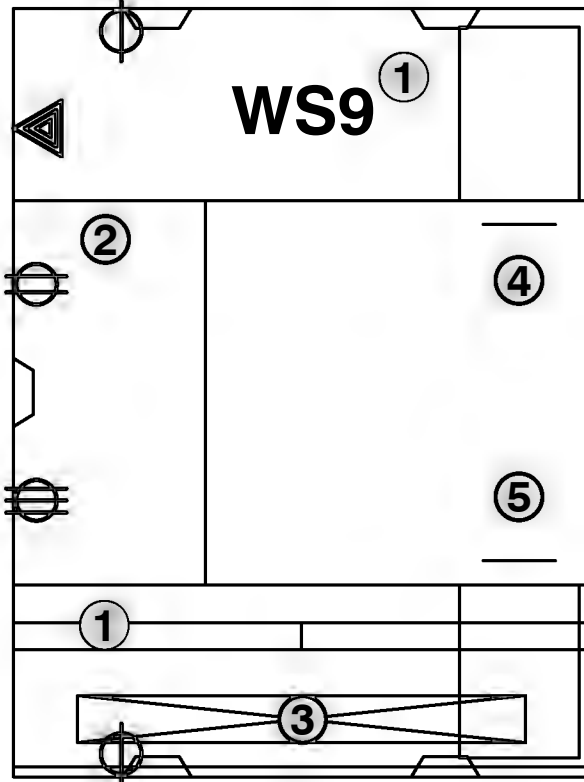
#2 Receptacle--In Panel Wireway



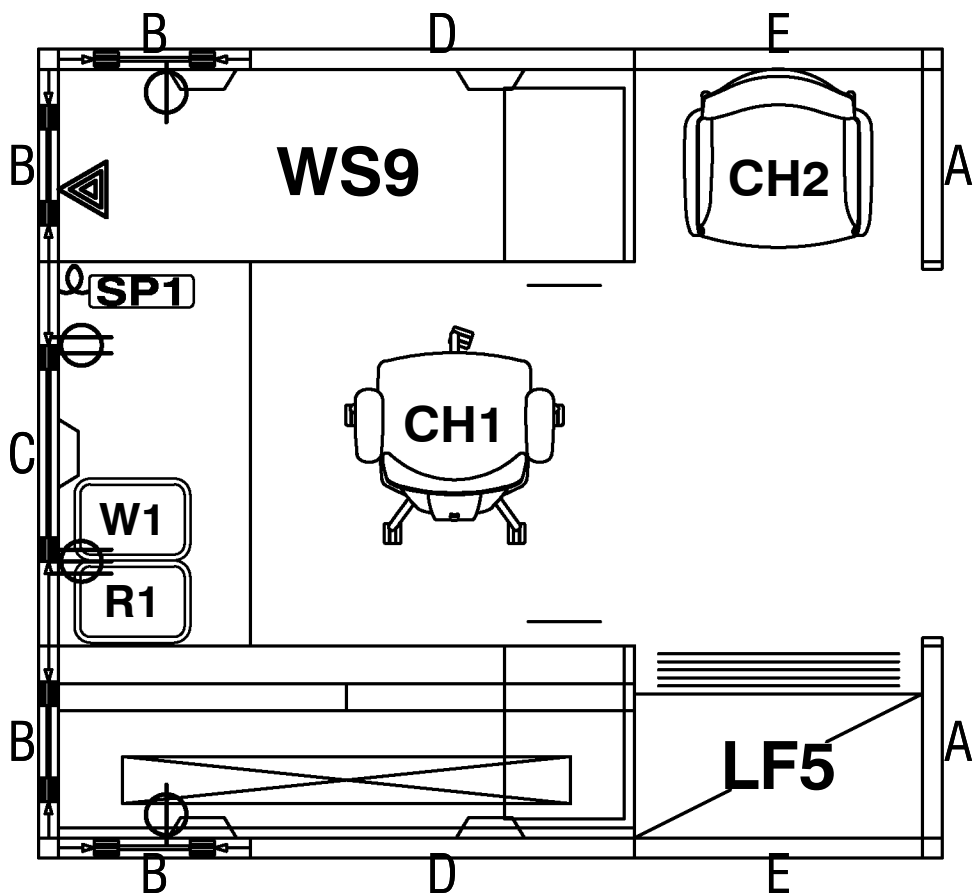
#3 Receptacle--In Panel Wireway



Telephone/Data--In Panel Wireway



SCALE
1/4" = 1'



ACCESSORIES

TAG	DESCRIPTION
CH2	Guest Chair with arms
LF5	5H Lateral File - 36"W
CH1	Task Chair with Arms
R1	Recycling Bin (Blue, 7 Gallon)
W1	Medium Wastebasket (7 Gallon)
SP1	8 Outlet Power Strip (11 Hour Timer)

PANELS

PNL	Width	Height	PWR
A	24	66 +/- 2"	No
B	24PWR	66 +/- 2"	Yes
C	48PWR	66 +/- 2"	Yes
D	48	66 +/- 2"	No
E	36	66 +/- 2"	No

NOTE: The panel indicators—A, B, C, etc.—are used here for illustrative purposes. Please ensure all panels used in furniture layout and typical sheets use the width/height notations shown in the table above (i.e. 2466PWR). These notations should always run parallel to the panel, read bottom-to-top when at an angle, and never be shown upside down. Also note, the panel sizes shown in these typical sheets should be used as a starting point and the designer's best judgement and experience should be used when creating systems furniture layouts.



Dimensions 96"W x 108"D x 29"/66"H

Sq Ft 72 Ft²

Description U-Shaped Full-Time Workstation (Overheads on Credenza)


UFC Areas

Army Reserve
Furniture Typicals

Workstation Typicals
WS9 Accessories

July-2018

SCALE
1/4" = 1'

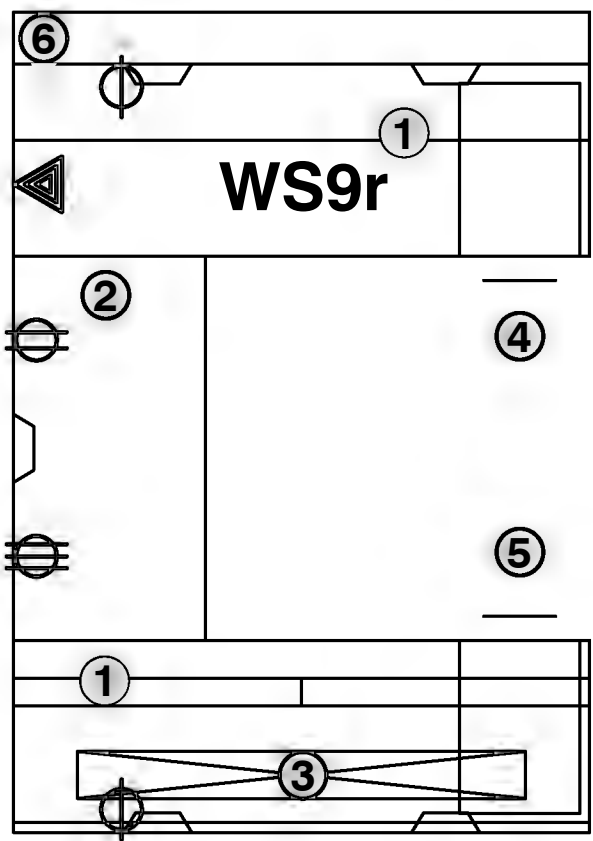


Dimensions	102.5"W x 108"D x 29"/66"H
Sq Footage	8 Ft ²
Description	U-Shaped Reception Workstation (Overheads on Credenza)
UFC Areas	UFCAreas





Army Reserve Furniture Typicals	Workstation Typicals WS9r Specs
--	------------------------------------

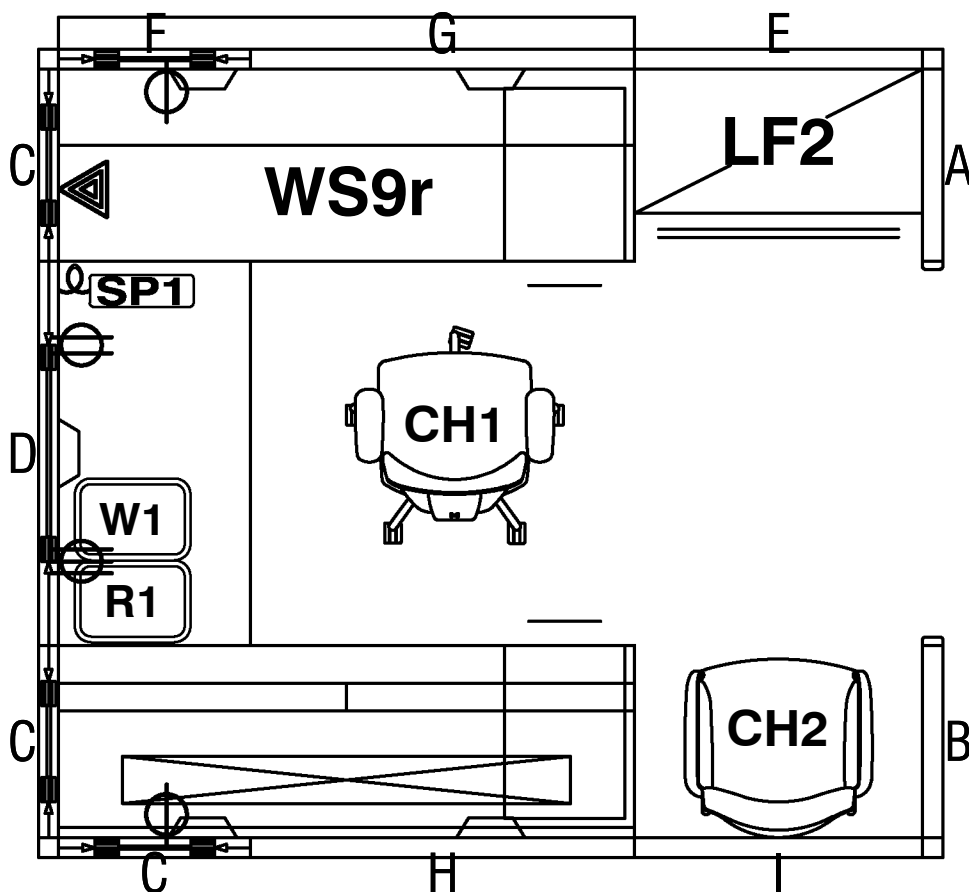
July-2018

SCALE
1/2" = 1'



1. 24"x72" Worksurface
2. 24"x48" Worksurface
3. 72" Overhead w/ Tasklight & Tackboard
4. 15"x21-5/8" B/B/F
5. 15"x21-5/8" F/F
6. 72"x16" Transaction Worksurface

- #1 Receptacle--In Panel Wireway

 #2 Receptacle--In Panel Wireway

 #3 Receptacle--In Panel Wireway

 Telephone/Data--In Panel Wireway




ACCESSORIES

TAG	DESCRIPTION
LF2	2H Lateral File - 36"W
CH2	Guest Chair with arms
CH1	Task Chair with Arms
R1	Recycling Bin (Blue, 7 Gallon)
W1	Medium Wastebasket (7 Gallon)
SP1	8 Outlet Power Strip (11 Hour Timer)

PANELS

PNL	Width	Height	PWR
A	24	36 - 42	No
B	24	66 +/- 2"	No
C	24PWR	66 +/- 2"	Yes
D	48PWR	66 +/- 2"	Yes
E	36	36 - 42	No
F	24PWR	36 - 42	Yes
G	48	36 - 42	No
H	48	66 +/- 2"	No
I	36	66 +/- 2"	No

NOTE: The panel indicators—A, B, C, etc.—are used here for illustrative purposes. Please ensure all panels used in furniture layout and typical sheets use the width/height notations shown in the table above (i.e. 2466PWR). These notations should always run parallel to the panel, read bottom-to-top when at an angle, and never be shown upside down. Also note, the panel sizes shown in these typical sheets should be used as a starting point and the designer's best judgement and experience should be used when creating systems furniture layouts.



Dimensions 102.5"W x 108"D x 29"/66"H

Sq Ft 8 Ft²

Description U-Shaped Reception Workstation (Overheads on Credenza)


UFC Areas

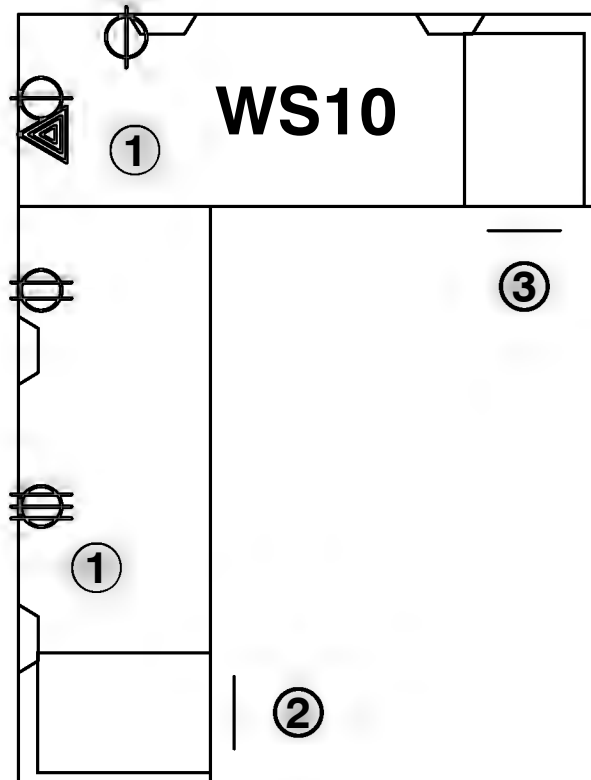
Army Reserve
Furniture Typicals

Workstation Typicals
WS9r Accessories

July-2018

SCALE
1/4" = 1'





1. 24"x72" Worksurface

2. 15"x21-5/8" B/B/F

3. 15"x21-5/8" F/F

#1 Receptacle--In Panel Wireway



#2 Receptacle--In Panel Wireway



#3 Receptacle--In Panel Wireway



Telephone/Data--In Panel Wireway



SCALE
1/4" = 1'

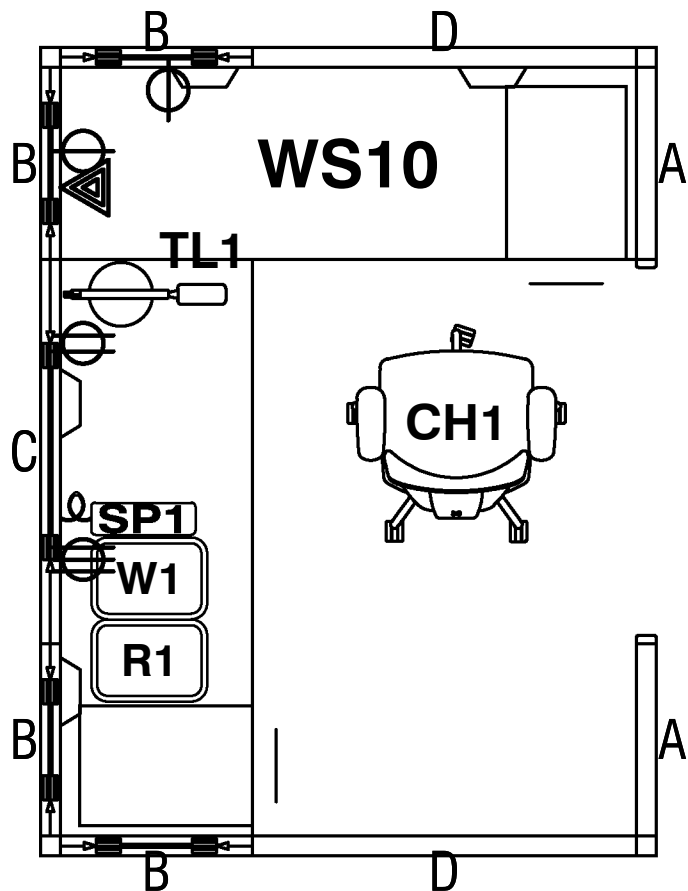
SHEET 104
WS10
OF 115

July-2018

**Army Reserve
Furniture Typicals**
Workstation Typicals
WS10 Specs

Dimensions	96"W x 72"D x 29"/36"H
Sq Footage	48 Ft ²
Description	L-Shaped Full-Time Workstation (No Overheads)
UFC Areas	UFCAreas





ACCESSORIES

TAG	DESCRIPTION
TL1	LED Desk Lamp (Silver)
CH1	Task Chair with Arms
R1	Recycling Bin (Blue, 7 Gallon)
W1	Medium Wastebasket (7 Gallon)
SP1	8 Outlet Power Strip (11 Hour Timer)

PANELS

PNL	WIDTH	HEIGHT	PWR
A	24	36 - 42	No
B	24PWR	36 - 42	Yes
C	48PWR	36 - 42	Yes
D	48	36 - 42	No

NOTE: The panel indicators—A, B, C, etc.—are used here for illustrative purposes. Please ensure all panels used in furniture layout and typical sheets use the width/height notations shown in the table above (i.e. 2466PWR). These notations should always run parallel to the panel, read bottom-to-top when at an angle, and never be shown upside down. Also note, the panel sizes shown in these typical sheets should be used as a starting point and the designer's best judgement and experience should be used when creating systems furniture layouts.



Dimensions 96"W x 72"D x 29"/36"H

Sq Footage 48 Ft²

Description L-Shaped Full-Time Workstation (No Overheads)


UFC Areas

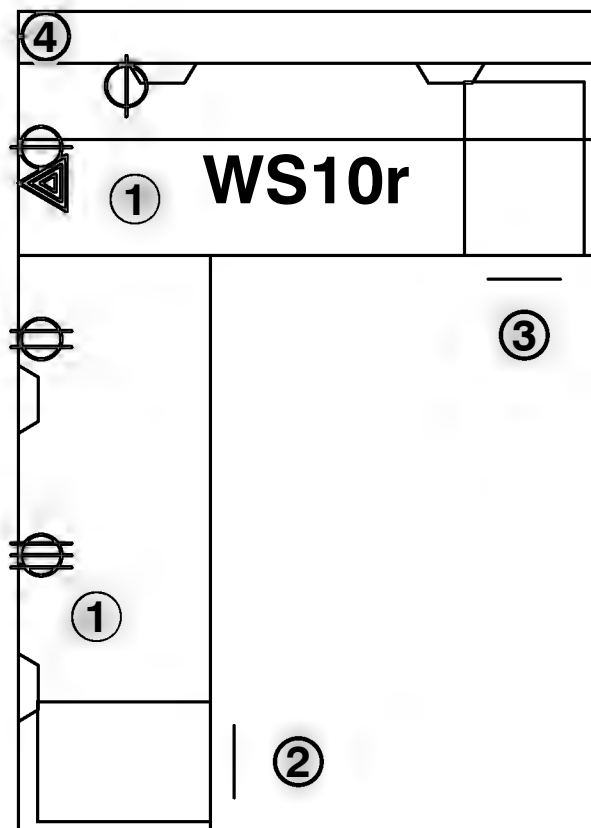
Army Reserve
Furniture Typicals

Workstation Typicals
WS10 Accessories

July-2018

SCALE
1/4" = 1'





1. 24"x72" Worksurface
2. 15"x21-5/8" B/B/F
3. 15"x21-5/8" F/F
4. 72"x16" Transaction Worksurface

- #1 Receptacle--In Panel Wireway
 #2 Receptacle--In Panel Wireway
 #3 Receptacle--In Panel Wireway
 Telephone/Data--In Panel Wireway

SCALE
 1/4" = 1'

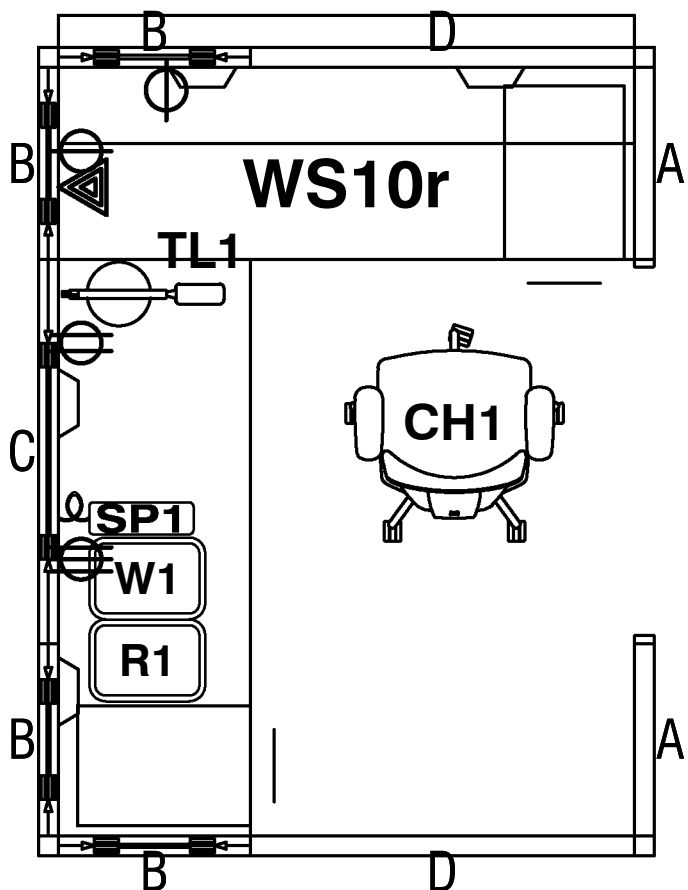


Dimensions	102.5"W x 72"D x 29"/36"H
Sq Ftage	5 Ft²
Description	L-Shaped Reception Workstation (No Overheads)
UFC Areas	UFC Areas

Army Reserve Furniture Typicals	Workstation Typicals WS10r Specs
------------------------------------	-------------------------------------

July-2018





ACCESSORIES

TAG	DESCRIPTION
TL1	LED Desk Lamp (Silver)
CH1	Task Chair with Arms
R1	Recycling Bin (Blue, 7 Gallon)
W1	Medium Wastebasket (7 Gallon)
SP1	8 Outlet Power Strip (11 Hour Timer)

PANELS

PNL	Width	Height	PWR
A	24	36 - 42	No
B	24PWR	36 - 42	Yes
C	48PWR	36 - 42	Yes
D	48	36 - 42	No

NOTE: The panel indicators—A, B, C, etc.—are used here for illustrative purposes. Please ensure all panels used in furniture layout and typical sheets use the width/height notations shown in the table above (i.e. 2466PWR). These notations should always run parallel to the panel, read bottom-to-top when at an angle, and never be shown upside down. Also note, the panel sizes shown in these typical sheets should be used as a starting point and the designer's best judgement and experience should be used when creating systems furniture layouts.



Dimensions 102.5"W x 72"D x 29"/36"H

Sq Footage 5 Ft²

Description L-Shaped Reception Workstation (No Overheads)

UFC Areas

Army Reserve
Furniture Typicals

Workstation Typicals
WS10r Accessories

July-2018

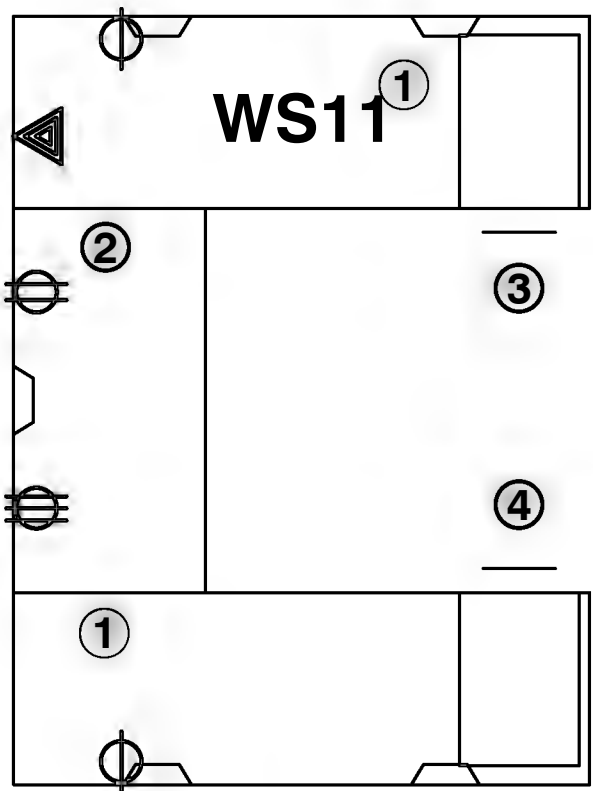


Dimensions	96"W x 72"D x 29"/36"H
Sq Ftage	48 Ft ²
Description	U-Shaped Full-Time Workstation (No Overheads)
UFC Areas	UFC Areas

Army Reserve Furniture Typicals	Workstation Typicals WS11 Specs
--	------------------------------------

July-2018

SCALE
1/4" = 1'



1. 24"x72" Worksurface

2. 24"x48" Worksurface

3. 15"x21-5/8" B/B/F

4. 15"x21-5/8" F/F

#1 Receptacle--In Panel Wireway



#2 Receptacle--In Panel Wireway

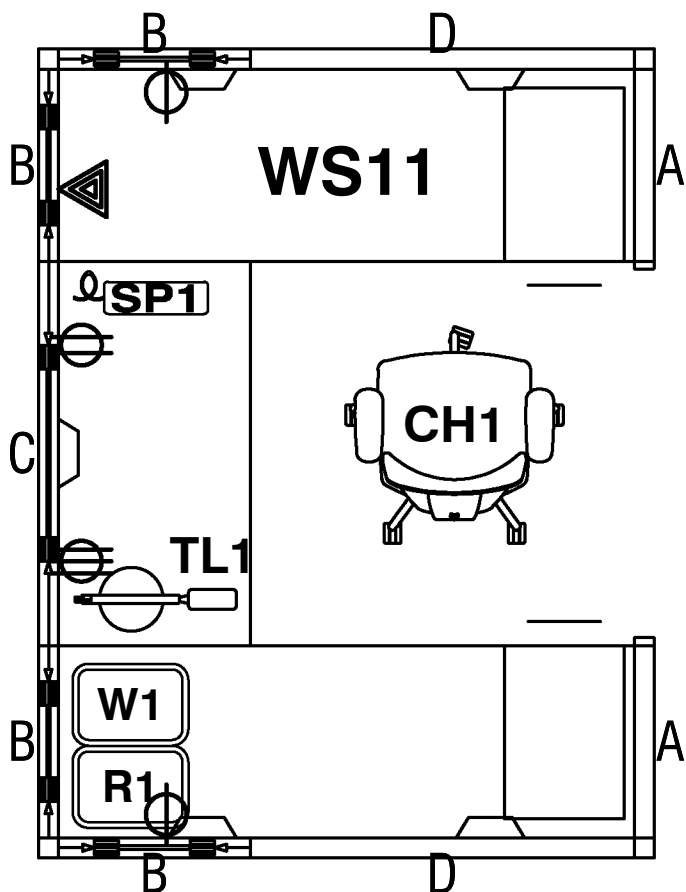


#3 Receptacle--In Panel Wireway



Telephone/Data--In Panel Wireway





ACCESSORIES

TAG	DESCRIPTION
CH1	Task Chair with Arms
TL1	LED Desk Lamp (Silver)
R1	Recycling Bin (Blue, 7 Gallon)
W1	Medium Wastebasket (7 Gallon)
SP1	8 Outlet Power Strip (11 Hour Timer)

PANELS

PNL	Width	Height	PWR
A	24	36 - 42	No
B	24PWR	36 - 42	Yes
C	48PWR	36 - 42	Yes
D	48	36 - 42	No

NOTE: The panel indicators—A, B, C, etc.—are used here for illustrative purposes. Please ensure all panels used in furniture layout and typical sheets use the width/height notations shown in the table above (i.e. 2466PWR). These notations should always run parallel to the panel, read bottom-to-top when at an angle, and never be shown upside down. Also note, the panel sizes shown in these typical sheets should be used as a starting point and the designer's best judgement and experience should be used when creating systems furniture layouts.



Dimensions 96"W x 72"D x 29"/36"H

Sq Ft 48 Ft²

Description U-Shaped Full-Time Workstation (No Overheads)


UFC Areas

Army Reserve
Furniture Typicals

Workstation Typicals
WS11 Accessories

July-2018

SCALE
1/4" = 1'

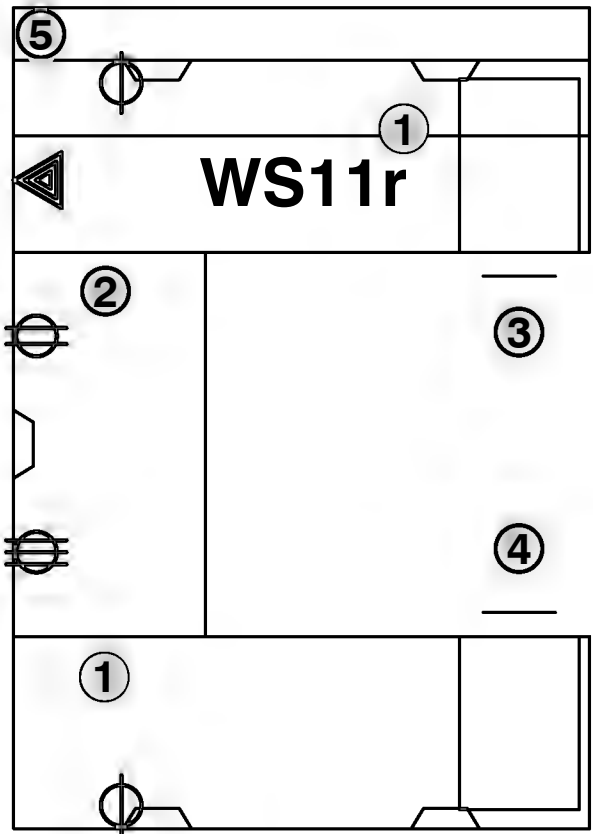


Dimensions	102.5"W x 72"D x 29"/36"H
Sq Footage	5 Ft ²
Description	U-Shaped Reception Workstation (No Overheads)
UFC Areas	UFC Areas

Army Reserve Furniture Typicals	Workstation Typicals WS11r Specs
--	-------------------------------------

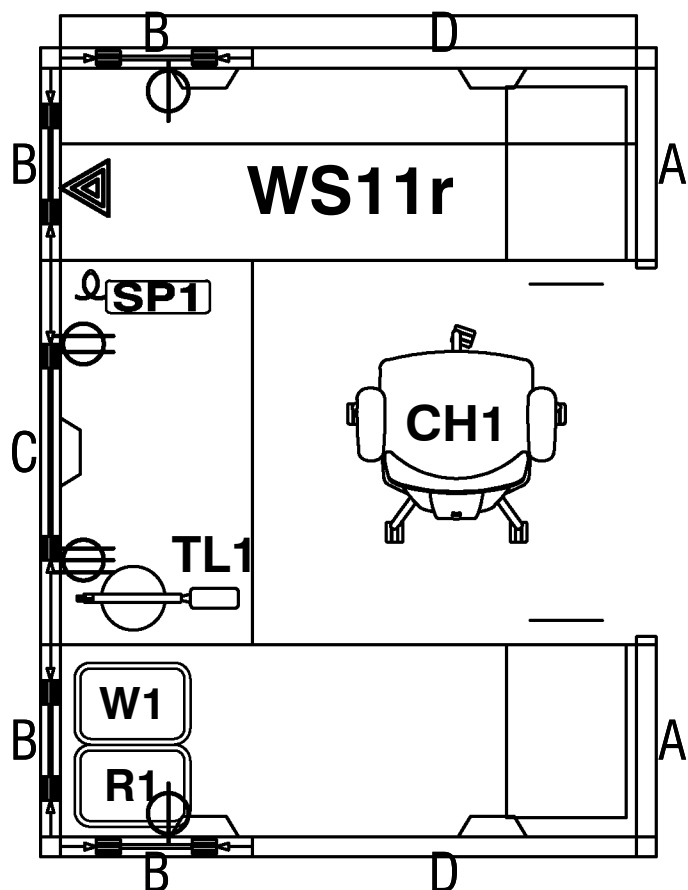
July-2018

SCALE
1/4" = 1'



1. 24"x72" Worksurface
2. 24"x48" Worksurface
3. 15"x21-5/8" B/B/F
4. 15"x21-5/8" F/F
5. 72"x16" Transaction Worksurface

- #1 Receptacle--In Panel Wireway
- #2 Receptacle--In Panel Wireway
- #3 Receptacle--In Panel Wireway
- Telephone/Data--In Panel Wireway



ACCESSORIES

TAG	DESCRIPTION
CH1	Task Chair with Arms
TL1	LED Desk Lamp (Silver)
R1	Recycling Bin (Blue, 7 Gallon)
W1	Medium Wastebasket (7 Gallon)
SP1	8 Outlet Power Strip (11 Hour Timer)

PANELS

PNL	Width	Height	PWR
A	24	36 - 42	No
B	24PWR	36 - 42	Yes
C	48PWR	36 - 42	Yes
D	48	36 - 42	No

NOTE: The panel indicators—A, B, C, etc.—are used here for illustrative purposes. Please ensure all panels used in furniture layout and typical sheets use the width/height notations shown in the table above (i.e. 2466PWR). These notations should always run parallel to the panel, read bottom-to-top when at an angle, and never be shown upside down. Also note, the panel sizes shown in these typical sheets should be used as a starting point and the designer's best judgement and experience should be used when creating systems furniture layouts.



Dimensions 102.5"W x 72"D x 29"/36"H

Sq Footage 5 Ft²

Description U-Shaped Reception Workstation (No Overheads)


UFC Areas

Army Reserve
Furniture Typicals

Workstation Typicals
WS11r Accessories

July-2018

SCALE
1/4" = 1'

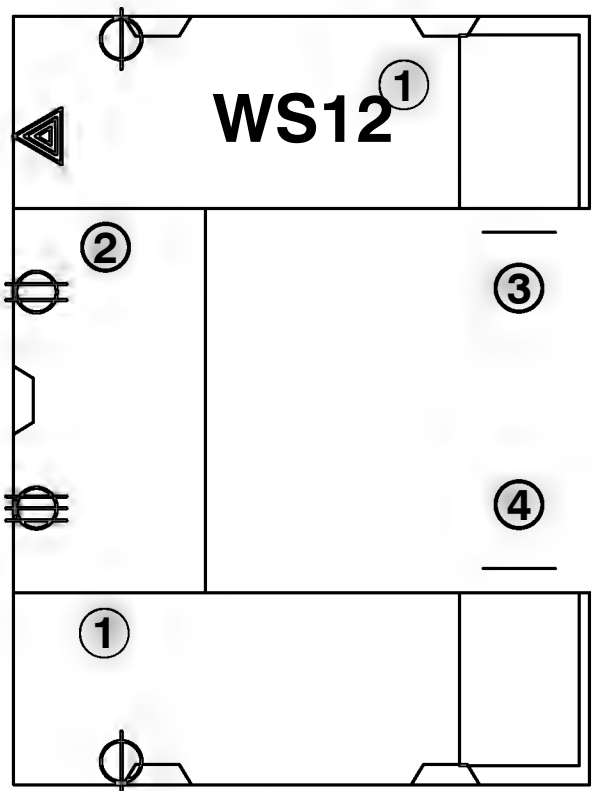


Dimensions	96"W x 108"D x 29"/36"H
Sq Footage	72 Ft ²
Description	U-Shaped Full-Time Workstation (No Overheads)
UFC Areas	UFC Areas

Army Reserve Furniture Typicals	Workstation Typicals WS12 Specs
--	------------------------------------

July-2018

SCALE
1/4" = 1'



1. 24"x72" Worksurface

2. 24"x48" Worksurface

3. 15"x21-5/8" B/B/F

4. 15"x21-5/8" F/F

#1 Receptacle--In Panel Wireway



#2 Receptacle--In Panel Wireway

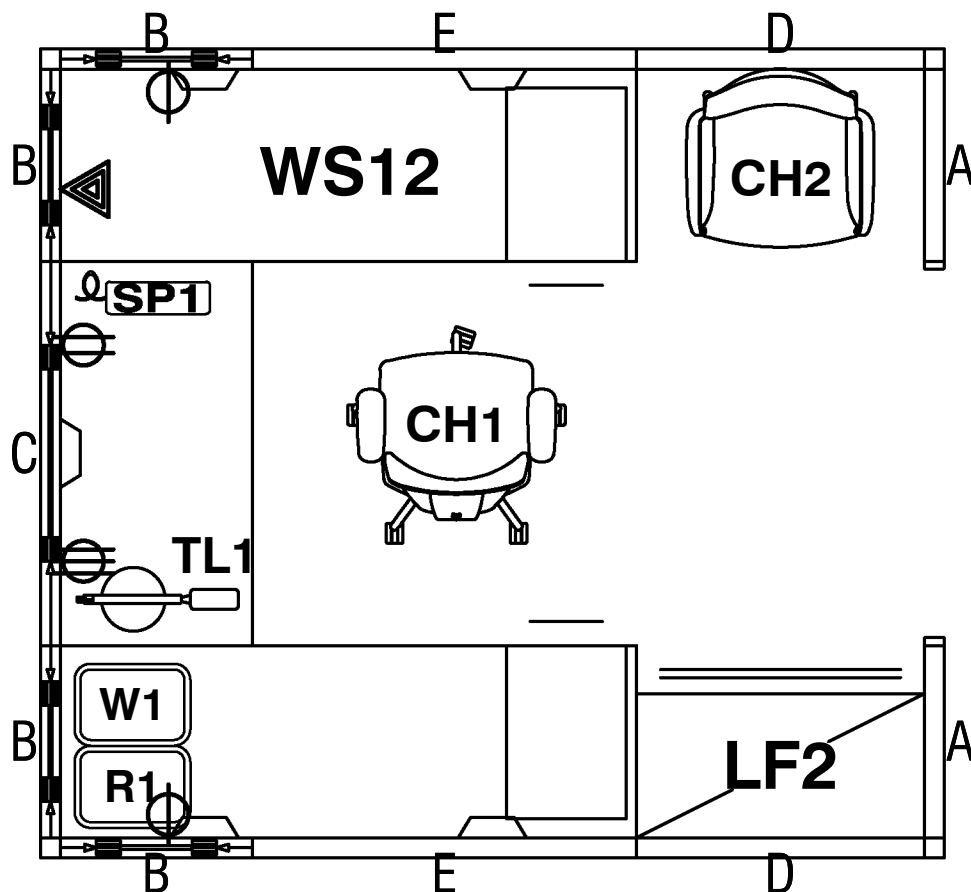


#3 Receptacle--In Panel Wireway



Telephone/Data--In Panel Wireway





ACCESSORIES

TAG	DESCRIPTION
CH1	Task Chair with Arms
TL1	LED Desk Lamp (Silver)
R1	Recycling Bin (Blue, 7 Gallon)
W1	Medium Wastebasket (7 Gallon)
SP1	8 Outlet Power Strip (11 Hour Timer)
CH2	Guest Chair with arms
LF2	2H Lateral File - 36"W

PANELS

PNL	Width	Height	PWR
A	24	36 - 42	No
B	24PWR	36 - 42	Yes
C	48PWR	36 - 42	Yes
D	36	36 - 42	No
E	48	36 - 42	No

NOTE: The panel indicators—A, B, C, etc.—are used here for illustrative purposes. Please ensure all panels used in furniture layout and typical sheets use the width/height notations shown in the table above (i.e. 2466PWR). These notations should always run parallel to the panel, read bottom-to-top when at an angle, and never be shown upside down. Also note, the panel sizes shown in these typical sheets should be used as a starting point and the designer's best judgement and experience should be used when creating systems furniture layouts.



Dimensions 96"W x 108"D x 29"/36"H

Sq Footage 72 Ft²

Description U-Shape Full-Time Workstation (No Overheads)

UFC Areas

Army Reserve
Furniture Typicals

Workstation Typicals
WS12 Accessories

July-2018

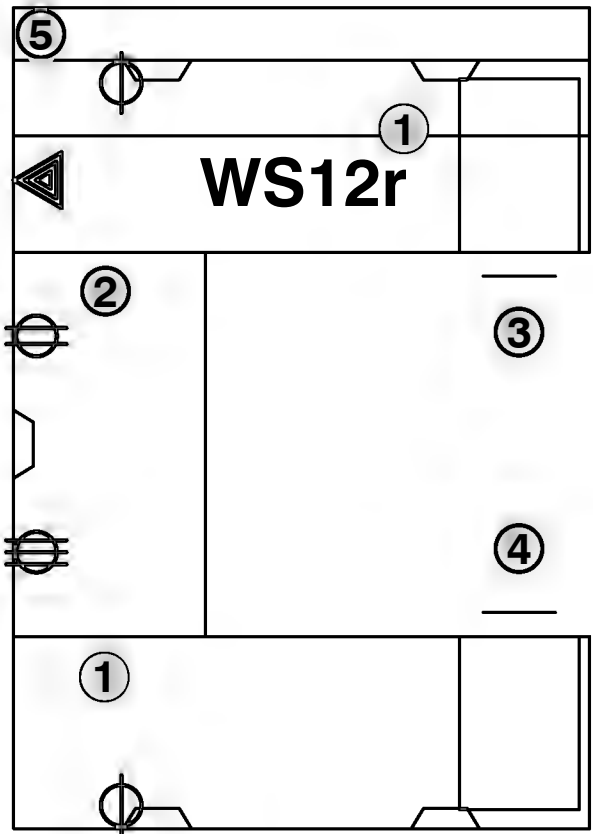


Dimensions	102.5"W x 108"D x 29"/36"H
Sq Ftage	8 Ft ²
Description	U-Shaped Reception Workstation (No Overheads)
UFC Areas	UFC Areas





Army Reserve Furniture Typicals	Workstation Typicals WS12r Specs
--	-------------------------------------

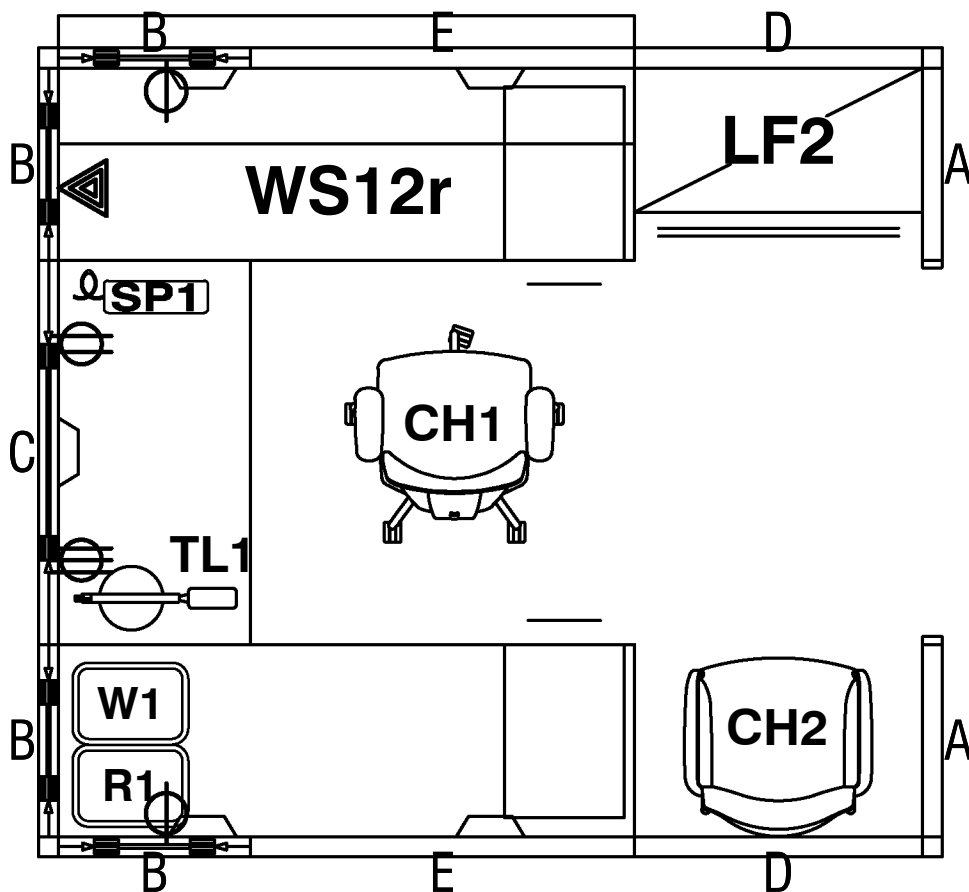
July-2018

SCALE
1/4" = 1'



1. 24"x72" Worksurface
2. 24"x48" Worksurface
3. 15"x21-5/8" B/B/F
4. 15"x21-5/8" F/F
5. 72"x16" Transaction Worksurface

- #1 Receptacle--In Panel Wireway

 #2 Receptacle--In Panel Wireway

 #3 Receptacle--In Panel Wireway

 Telephone/Data--In Panel Wireway




ACCESSORIES

TAG	DESCRIPTION
LF2	2H Lateral File - 36"W
CH2	Guest Chair with Arms
CH1	Task Chair with Arms
TL1	LED Desk Lamp (Silver)
R1	Recycling Bin (Blue, 7 Gallon)
W1	Medium Wastebasket (7 Gallon)
SP1	8 Outlet Power Strip (11 Hour Timer)

PANELS

PNL	Width	Height	PWR
A	24	36 - 42	No
B	24PWR	36 - 42	Yes
C	48PWR	36 - 42	Yes
D	36	36 - 42	No
E	48	36 - 42	No

NOTE: The panel indicators—A, B, C, etc.—are used here for illustrative purposes. Please ensure all panels used in furniture layout and typical sheets use the width/height notations shown in the table above (i.e. 2466PWR). These notations should always run parallel to the panel, read bottom-to-top when at an angle, and never be shown upside down. Also note, the panel sizes shown in these typicals should be used as a starting point and the designer's best judgement and experience should be used when creating systems furniture layouts.



Dimensions 102.5"W x 108"D x 29"/36"H

Sq Ft 8 Ft²

Description U-Shaped Reception Workstation (No Overheads)


UFC Areas

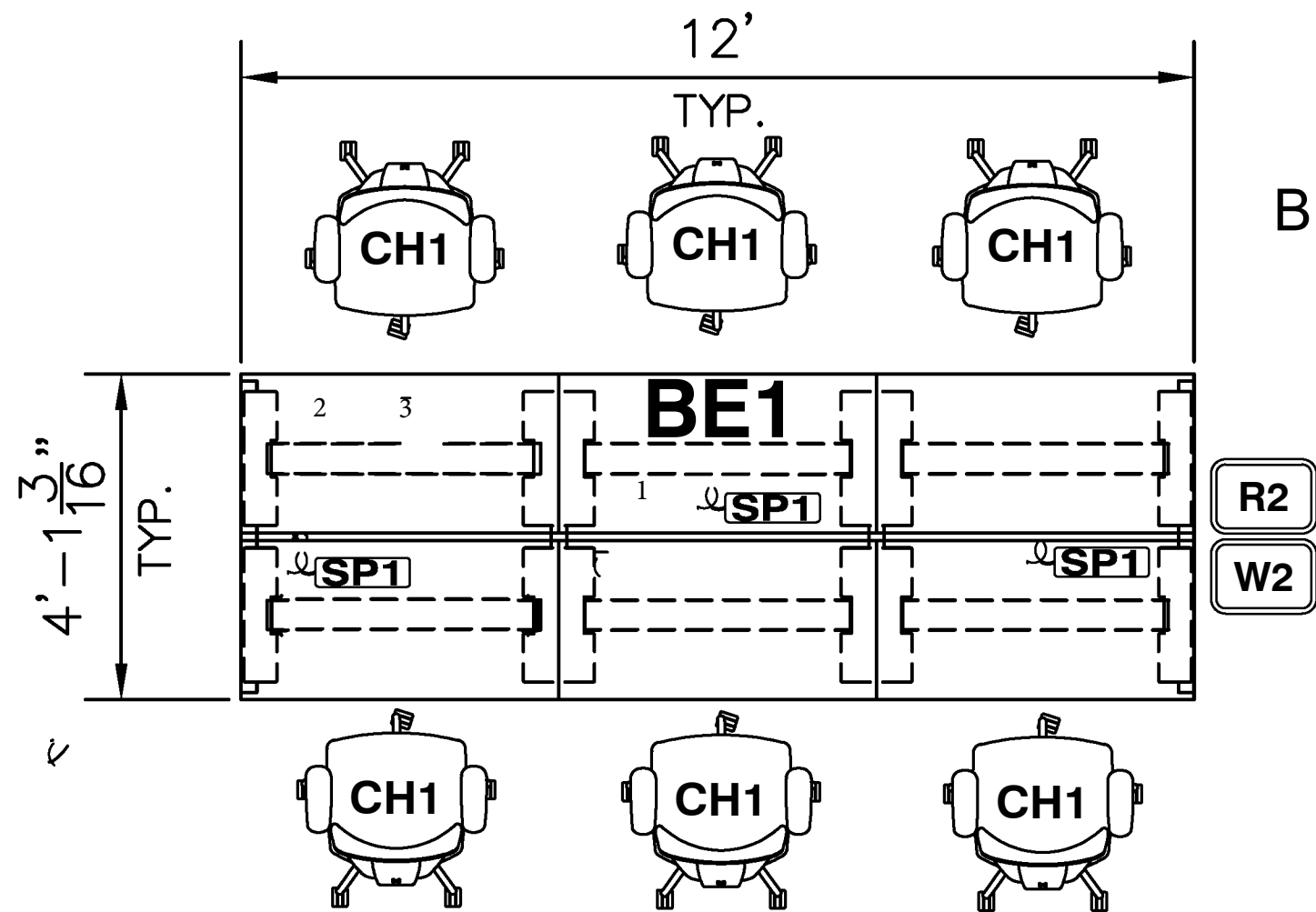
Army Reserve
Furniture Typicals

Workstation Typicals
WS12r Accessories

July-2018

SCALE
1/4" = 1'



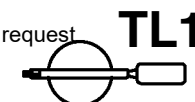


BENCHING TYPICAL - PART TIME

ACCESSORIES

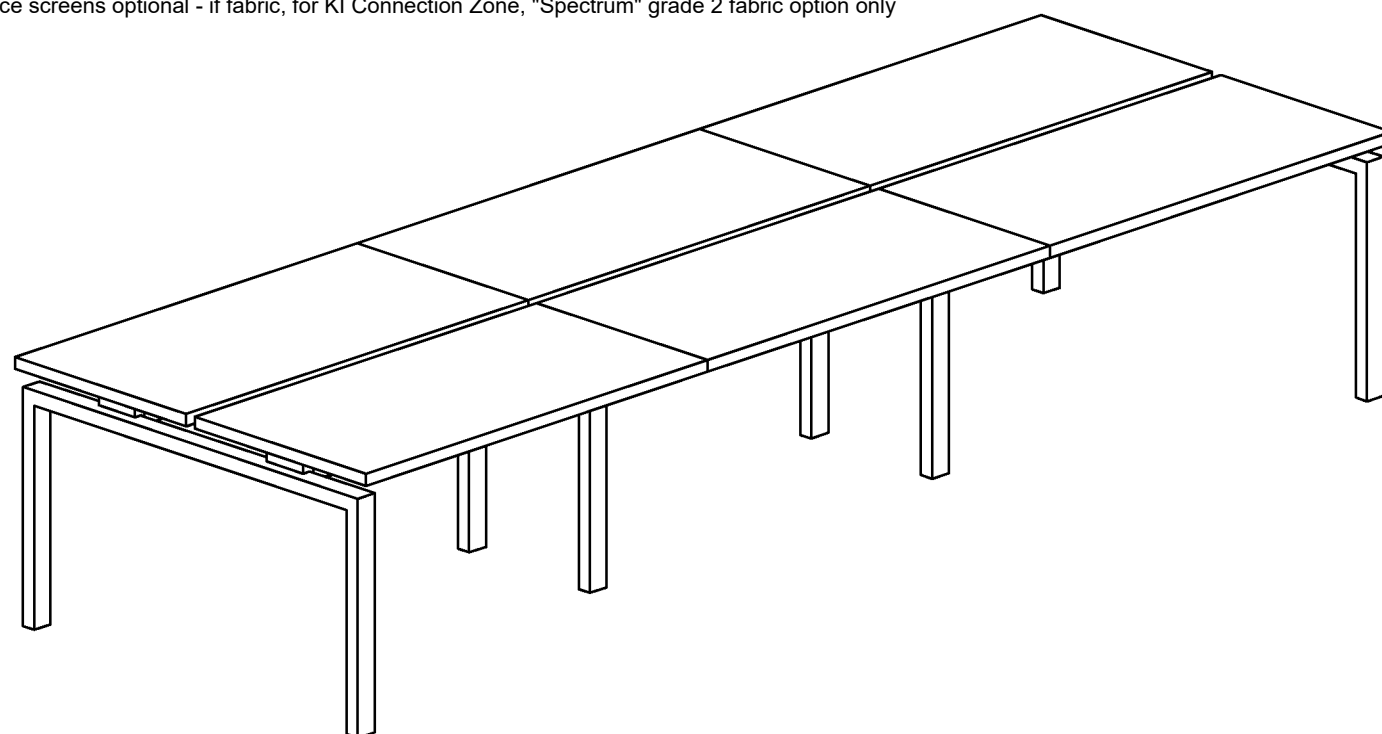
TAG DESCRIPTION

- W2 Wastebasket (10 Gallon) - (1) per 6-person Typical
- R2 Recycling Bin (Blue, 10 Gallon) - (1) per 6-person Typical
- CH1 Task Chair w/ Mesh Back & Adj Arms
- SP1 Surge Protector - 7 Outlet Power Strip (11 Hour Timer)
(1) per dual Rect. Surface
- TL1 Add (1) per user by special request



ITEM	QTY	DESCRIPTION
1	2	DUAL-SIDED ADDER TELESOPING BEAM FRAME 48-72
2	1	DUAL-SIDED STANDALONE/STARTER TELESOPING BEAM FRAME 48-72
3	3	RECT. SURFACE DUAL NON-POWERED 24X48


Note: Worksurface screens optional - if fabric, for KI Connection Zone, "Spectrum" grade 2 fabric option only



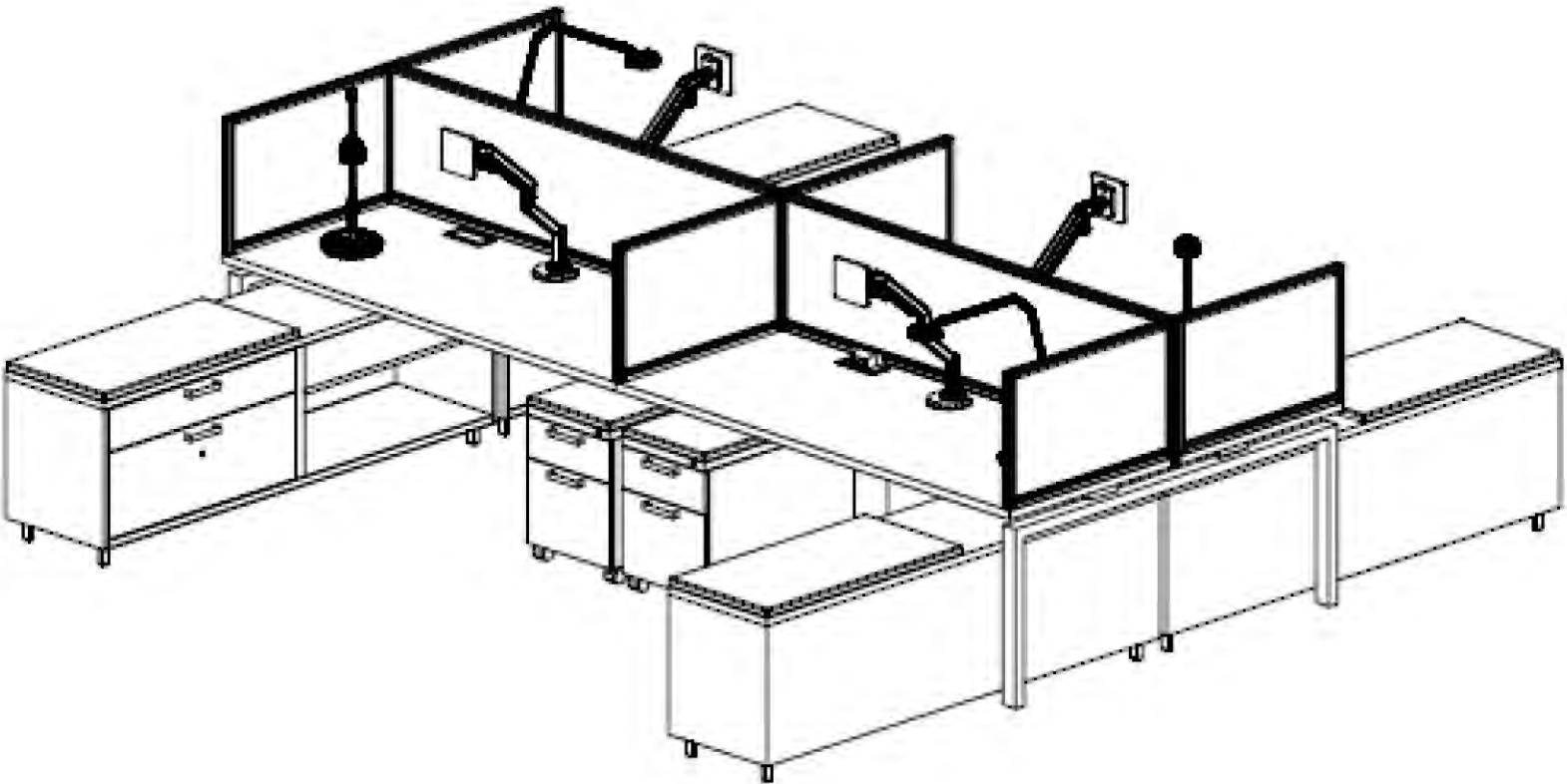
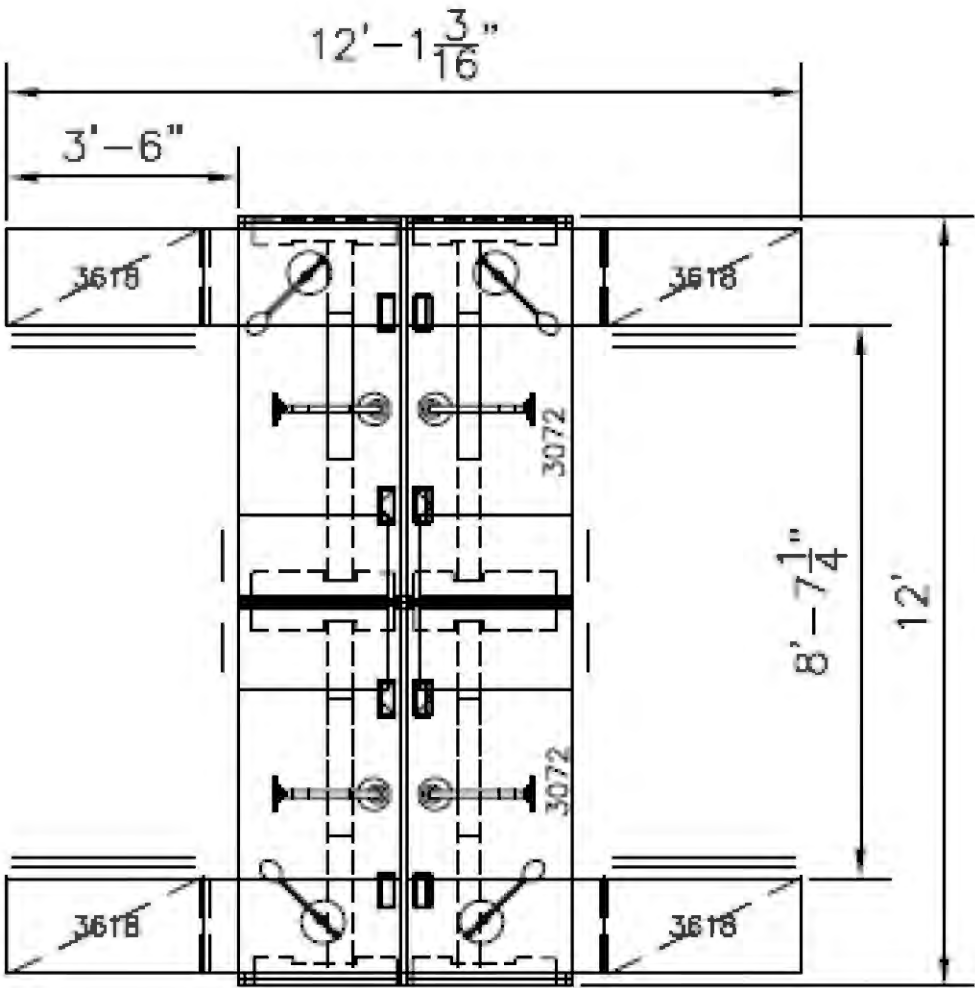
Dimensions
Sq Footage
Description
UFC Areas


**Army Reserve
Furniture Typicals**
Benching Typical - BE1
and Accessories

July-2018



BENCHING TYPICAL - FULL TIME





Reserve
Support
Furniture

Dimensions	
Sq Footage	
Description	
UFC Areas	

Army Reserve
Furniture Typicals

Benching Typical - BE2
and Accessories

July-2018

SHEET

BE2

077A