

United States Department of Defense

STATISTICAL REPORT ON THE MILITARY RETIREMENT SYSTEM



Fiscal Year Ended September 30, 2022

DoD Office of the Actuary

October 2023

This publication is produced annually by the Office of the Actuary.

Most of the data is extracted from files maintained by the Defense Manpower Data Center (DMDC).

For technical questions pertaining to specific data or for suggestions on future reports, call or email:

Jonathan Wong Lau
jonathan.wonglau.civ@mail.mil

Philip Davis
philip.b.davis15.civ@mail.mil

To contact the DoD Office of the Actuary:

Email: dhra.mc-alex.dhra-hq.mbx.actuary-statistical-report@mail.mil

The FY2023 Statistical Report will be available by summer of 2024.

Table of Contents

Summary Section

Introduction	4
Summary of the Military Retirement System	6
Retired Personnel by Year	16
Annual DoD Obligations for Military Retirement Fund	17
Obligations & Expenditures by Service for FY 2022	18

Military Retirees Section

Personnel and Payments by State	23
Concurrent Receipt Personnel and Payments by State	25
Personnel and Payments by Country	26
Retirees by Rank and Current Age	29
FY 2022 Retirees by Rank and Retired Age	39
FY 2022 Retirees by Rank and Years of Service	44
Retirees by Rank and Retired Age	47
Retirees by Rank and Years of Service	52
Retirees by Rank, Type of Retirement with Average Gross Pay and Net Pay	55
Retirees by Pay Status with Average Gross, Net and VA Offset	57
Retirees by Fiscal Year and Type of Retirement	59
Retirees by Gender	62
Concurrent Receipt Retirees by VA Disability Rating	68

Survivor Benefits Section

Survivors by State	69
Survivors by Country	70
Survivors by Age and Benefit	72
SBP Participation Rates and Base to Gross Pay Ratio	76
SBP Historical Rates	78
SBP Costs to Retirees and Benefit Payments to Survivors by Year	79
Retirees by Age and Survivor Benefit Election Including RSFPP	82
Retirees by Age and Electing SBP Benefits	84
SBP by Premiums Paid and Age	87

STATISTICAL REPORT ON THE MILITARY RETIREMENT SYSTEM

As of September 30, 2022

Introduction

The data published in this report is extracted from files maintained by the Defense Manpower Data Center (DMDC) in Monterey, California. The data is compiled primarily from the Retiree and Survivor Pay files, and is displayed by various categories, such as service, rank, type of retirement, and mailing address of the retiree. Most tables use the September 30, 2022, end-of-fiscal-year file. Some tables are cumulative and also use files from earlier years.

The FY 2011 National Defense Authorization Act (NDAA) (P.L. 111-383) requires payments to a military retiree to be made on the first day of each month beginning after the month in which the pay accrues. This means that when the first day of the month falls on a non-business day (weekend/holiday), the payment must be made the preceding business day. This legislation did not address, or affect, survivor annuitant pay and certain combat-related compensation. In certain fiscal years this results in retirees receiving 13 monthly payments. In other years, retirees may receive only 11 payments; however, the usual 12 monthly payments is the most frequent occurrence. For purposes of this report, all pay is counted as if it is received on the first day of the month.

Be aware that there are limitations to the accuracy of the numbers. Most notably, the data for the current fiscal year is preliminary because of reporting delays. The information about many members who retired or died within one month of the September 30, 2022, file date may not have been processed in time to be included in this report. In some cases, data is missing. Those members are counted either as unknown or are part of the “Other” line. In some cases, unknowns are counted differently from table to table. For example, if rank (e.g., Officer or Enlisted) is known, but pay grade within rank is not, only the tables which categorize by pay grade will place these retirees in an unknown status. Also, service members on the Temporary Disability Retirement List (TDRL) are considered retired on the day they are classified as temporarily disabled. Some service members will move from TDRL to permanently disabled status, but in that case the retirement date remains the original date they were placed on the TDRL. Cases where retirees’ pay is suspended by the Defense Finance and Accounting Service (DFAS) are excluded from these tables.

This report treats annuitants (i.e., Survivors) whose pay is suspended differently. Those annuitants whose pay is suspended because a Certificate of Eligibility (COE) has not been received for a period of three months or less are still included in our counts. Annuitants whose pay is suspended because a COE has not been received for longer than three months or because DFAS suspects they have died are not included in the counts.

Please note that net retired pay is the pay after deductions for Survivor Benefit Plan (SBP) premiums and benefits offset by VA Disability Compensation but before any deductions for withholding taxes and allotments. Thus, the number of military retirees paid by DoD includes only those whose net retired pay by this definition is greater than \$0. The total number of retired includes all living retirees, including some whose net pay is \$0.

In this report, “Combat Related Special Compensation” (CRSC) and “Concurrent Retirement and Disability Payments” (CRDP) are considered to be part of net retired pay, even though CRSC is not technically retired pay for certain tax reasons. Payments for CRDP and CRSC less SBP premiums are included in the net retired pay totals. Reports showing retired pay do not reflect amounts for retroactive pay related to the CRDP and CRSC programs.

All pay amounts summarized in this report are paid from the Military Retirement Fund to retirees and annuitants except for Annuities for Certain Military Surviving Spouses (ACMSS). ACMSS annuitants are survivors of either members who died on active duty before SBP started on September 21, 1972, or are survivors of reservists who retired between September 21, 1972, and October 1, 1978, and subsequently died before reaching their 60th birthday.

SUMMARY OF THE MILITARY RETIREMENT SYSTEM

As of September 30, 2022

Overview

The military retirement system applies to members of the Army, Navy, Marine Corps, and Air Force. The FY 2021 NDAA (P.L. 116-283) requires the USCG be covered by the MRF no later than the beginning of FY 2023. Most of the provisions also apply to retirement systems for members of the officers of the Public Health Service (administered by the Department of Health and Human Services) and officers of the National Oceanic and Atmospheric Administration (administered by the Department of Commerce). Only those members in plans administered by the Department of Defense (DoD) are included in this report. Members of Coast Guard are included in the September 30, 2022 MRF valuation but are not included in this report. We will include Coast Guard data in the September 30, 2023 statistical report.

The system is a funded, noncontributory defined benefit plan that includes non-disability retired pay, disability retired pay, retired pay for reserve service, survivor annuity programs, and special compensation programs for certain disabled retirees. The Service Secretaries may approve immediate non-disability retired pay at any age with credit of at least 20 years of active duty service. Reserve retirees generally must be at least 60 years old and have at least 20 qualified years of service before retired pay commences; in some cases the age can be less than 60 if the reservist performed certain types of active duty service. There is no vesting of defined benefit entitlements before retirement.

Non-Disability Retirement From Active Service

There are four distinct non-disability benefit formulas within the military retirement system per current statute (see table at the end of this section).

- 1) ***Final Pay***: Military personnel who first became members of a uniformed service before September 8, 1980, have retired pay equal to final basic pay times a multiplier. The multiplier is equal to 2.5 percent times years of service. Retired pay and survivor annuity benefits are automatically adjusted annually to protect the purchasing power of initial retired pay. Final pay retirees have their benefits adjusted annually by the percentage increase in the average Consumer Price Index (CPI). This is commonly referred to as full CPI protection.
- 2) ***High-3***: If the retiree first became a member of a uniformed service on or after September 8, 1980, the average of the highest 36 months of basic pay is used instead of final basic pay. The multiplier is also equal to 2.5 percent times years of service and high-3 retirees also have their benefits adjusted annually by the percentage increase in the average CPI.
- 3) ***Career Status Bonus (CSB)/Redux***: Members who first became a member of a uniformed service on or after August 1, 1986, provided they had 15 years of service before December 31, 2017, may have chosen between a High-3 and CSB/Redux retirement. Those who elected CSB/Redux received the Career Status Bonus outlined below, also had retired pay computed on a base of the average of their highest 36 months of basic pay, but are subjected to a multiplier penalty if they retire with less than 30 years of service; however, at age 62, their retired pay is recomputed without the multiplier penalty. Members made their election during the fifteenth year of service and received the Career Status Bonus of \$30,000 in either a lump sum or

installments. Those who elected CSB/Redux must remain continuously on active duty until they complete 20 years of active duty service or forfeit a portion of the \$30,000 (exceptions include death and disability retirement). Career Status Bonus retirees have their benefits adjusted annually by the percentage change in the CPI minus 1 percent (except when the change in the CPI is less than 1 percent). When the military member's age is 62 (or when the member would have been age 62 for a survivor annuity) the benefits are restored to the amount that would have been payable had full CPI protection been in effect and had there not have been a multiplier penalty. However, after this restoral, partial indexing (CPI minus 1 percent) continues for future retired pay and survivor annuity payments. The National Defense Authorization Act for FY 2016 (NDAA 2016, P.L. 114-92) sunset the CSB/Redux benefit tier by not allowing any CSB elections after December 31, 2017.

- 4) ***Blended Retirement System (BRS)***: Members who first become a member of a uniformed service after December 31, 2017, are under the new BRS which was enacted in NDAA 2016 and took effect on January 1, 2018. Members who first entered the military before January 1, 2018 and who had served for fewer than 12 years as of December 31, 2017, had the option to “opt in” to BRS via an irrevocable election during a one-year (calendar year 2018) open season or remain in the High-3 system. Members who had served 12 or more years as of December 31, 2017, were not permitted to opt in to BRS and will receive benefits based on their current plan. As a result of NDAA 2016, members with 12 or more but fewer than 15 years of service as of December 31, 2017, did not have the opportunity to opt in to BRS or to elect the CSB and will automatically remain in the High-3 system¹. The BRS lowers the nondisabled retired pay multiplier from 2.5 percent per year to 2.0 percent and includes automatic and matching government contributions to the service members' Thrift Savings Plan accounts and a mandatory mid-career continuation bonus if the member agrees to serve additional time. The BRS also provides service members the choice of receiving a portion (either 25 percent or 50 percent) of their retired pay entitlement from when the member is eligible to begin receiving retired pay to normal Social Security retirement age (usually 67) as a discounted lump sum instead of an annuity. For additional information, see the table at the end of this section or refer to the DoD Office of Military Compensation website (<http://militarypay.defense.gov/>).

As of September 30, 2022, there were 1.43 million non-disability retirees from active duty receiving retired pay. In FY 2022, non-disability retired pay entitlements totaled \$52.2 billion.

Disability Retirement

A military service member in an active component or on active duty for more than 30 days who is found unfit for duty is entitled to disability retired pay if the disability:

- (1) is of a permanent nature and stable based on accepted medical principles;

¹ Because of breaks in service and technical differences in the definition of qualifying years of service under BRS compared to CSB/Redux, it's not possible to precisely define this group based solely on dates of entry, but generally it will include members who joined the service after December 31, 2002, and on or before December 31, 2005.

- (2) was incurred while entitled to basic pay (or while on authorized absence in a status not entitled to basic pay);
- (3) is neither the result of the member's intentional misconduct nor willful neglect;
- (4) was not incurred during a period of unauthorized absence; and
- (5) either:
 - (a) the member has at least 20 years of service; or
 - (b) the disability is rated at least 30 percent under the Department of Veterans Affairs Schedule of Rating Disabilities and one of the following conditions is met:
 - (i) the disability was not noted at the time of the member's entrance on active duty (unless clear and unmistakable evidence demonstrates that the disability existed before the member's entrance on active duty and was not aggravated by active military service);
 - (ii) the disability is the proximate result of performing active duty;
 - (iii) the disability incurred in the line of duty in time of war or national emergency; or
 - (iv) the disability was incurred in the line of duty after September 14, 1978.

Under certain conditions generally similar to the above, members on active duty for 30 days or less or on inactive-duty training are also entitled to disability retired pay for disabilities incurred or aggravated in the line of duty.

In disability retirement, the member may elect to receive retired pay equal to either:

- (1) the accrued non-disability retirement benefit regardless of eligibility to retire; or
- (2) base pay multiplied by the rated percent of disability.

Except for members with a multiplier under (1) that is greater than 75 percent (which will equate to different years of service depending on whether the member is under BRS), the benefit cannot be more than 75 percent of base pay. Only the excess of (1) over (2) is subject to federal income taxes if the member had service on or before September 24, 1975. If not a member of a uniformed service on September 24, 1975, disability retired pay is tax-exempt only for those disabilities that are combat or hazardous duty related. Base pay is equal to final basic pay if the retiree first became a member of a uniformed service before September 8, 1980; otherwise, base pay is equal to the average of the highest 36 months of basic pay.

Members whose disabilities may not be permanent are placed on a TDRL and receive disability retirement pay just as if they were permanently disabled. However, they must be physically examined every 18 months for any change in disability. A final determination must be made within five years. For retirees placed on this list on or after January 1, 2017, the final determination must be made within three years. Temporary disability pay is calculated like the permanent disability retired pay, except that it can be no less than 50 percent of base pay.

Members who elected the CSB/Redux retirement option, but who retired for disability, are not subject to the reduced CSB/Redux retired pay multiplier and are awarded retired pay based on the disability retired rules outlined above. However, such members continue to be subject to the reduced CPI (with age 62 restoral) as Career Status Bonus recipients. Members who are under BRS and who retire for disability do not have the option of receiving a portion of retired pay as a discounted lump sum.

As of September 30, 2022, there were 133 thousand disability retirees receiving retired pay. In FY 2022, disability retired pay entitlements totaled \$2.16 billion.

Reserve Retirement

Members of the Reserve Components may retire after 20 qualifying years of creditable service. However, certain reservists could draw retired pay earlier, in 3-month increments, for each aggregate of 90 days of active duty performed in support of contingency operations in any fiscal year after January 28, 2008, or in any two consecutive fiscal years after September 30, 2014. However, the age cannot be reduced below 50, and eligibility for subsidized retiree health benefits remains at age 60 even if the eligibility age for retired pay is reduced. For members not under BRS, retired pay is computed as retired pay base times 2.5 percent times years of service. For members under BRS (as explained below) the 2.5 percent multiplier is reduced to 2.0 percent. If the reservist was first a member of a uniformed service before September 8, 1980, retired pay base is defined as the active duty basic pay in effect for the retiree's pay grade and years of service at the time that retired pay begins. If the reservist first became a member of the uniformed services on or after September 8, 1980, retired pay base is the average basic pay for the member's pay grade in the highest 36 months computed as if the member was on active duty for the entire period preceding the age at which retired pay commences. The years of service are determined by using a point system, where 360 points convert to a year of service. Typically, one point is awarded for one day of active duty service (e.g. active duty training) or one inactive duty training (IDT) drill attendance. Reservists may perform two IDT periods in one day thereby receiving two retirement points per day. In addition, 15 points are awarded for completion of one year's membership in an active reserve status. A creditable year of service is one in which the member earned at least 50 points. A member generally cannot retire with less than 20 creditable years, although points earned in non-creditable years are used in the retirement calculation. Beginning with years of service that include October 30, 2007, non-active duty points are limited in any year to no more than 130. Lesser limitations have been applied in the past.

Reservists who first became a member of a uniformed service on or before December 31, 2017, and had fewer than 4,320 points (equating to 360 points per year multiplied by 12 years of service) as of that date were eligible to opt in to BRS. Reservists who first become a member of the uniformed service after December 31, 2017, are automatically under BRS. For reserve retirement under BRS, the discounted lump sum option covers the period from the date the member first became eligible to receive retired pay (i.e., 60 or earlier if certain qualifying service is performed) to normal Social Security retirement age (usually 67).

As of September 30, 2022, there were 437 thousand reserve retirees receiving retired pay. In FY 2022, reserve retired pay entitlements totaled \$8.3 billion.

Survivor Benefits

Legislation originating in 1953 provided optional survivor benefits. It was later referred to as the Retired Servicemen's Family Protection Plan (RSFPP). The plan proved to be expensive to the participants and inadequate since the survivor annuities were never adjusted for inflation and could not be more than 50 percent of retired pay. RSFPP was designed to be self-supporting (i.e., actuarially fair) in the sense that the present value of the reductions to retired pay equaled the present value of the survivor annuities.

On September 21, 1972, RSFPP was replaced by SBP for new retirees. RSFPP still covers those servicemen retired before 1972 who did not convert to the new plan or who retained RSFPP in conjunction with SBP. RSFPP continues to pay some survivor annuities.

Retired pay is reduced, before taxes, by the member's cost for SBP. Total SBP costs are shared by the government and the retiree, so the reductions in retired pay are only a portion of the total cost of the SBP program (i.e., the program is subsidized).

The SBP survivor annuity is 55 percent of the member's base amount. The base amount is elected by the member, but cannot be less than \$300 or more than the member's full retired pay, with one exception. If the member elects CSB/Redux and is subject to a penalty for service under 30 years in the calculation of retired pay, the maximum base amount is equal to the full retired pay without the penalty. However, the annuity for a survivor of a CSB/Redux retiree is subject to the reduced CPI.

When SBP started in 1972, benefits for those 62 and older were reduced by the amount of Social Security for which the survivor would be eligible based on the member's military pay. In 1985, that reduction formula was changed so all annuitants 62 and over received a reduced flat rate of 35 percent of the member's base. Beginning October 1, 2005, the age 62 reduced rate was phased out in 5 percent increments. On April 1, 2008, the survivor benefit reduction at age 62 was fully eliminated and the rate of 55 percent of the member's elected base became standard for all survivors, regardless of age.

During fiscal year 1987, the SBP program's treatment of survivor remarriages changed. Prior to the change, a surviving spouse remarrying before age 60 had the survivor annuity suspended. The change lowered the age to 55. If the remarriage ends in divorce or death, the annuity is reinstated.

Members who die on active duty are generally assumed to have retired with full disability on the day they died and to have elected full SBP coverage for spouses, former spouses, and/or children. If it is more beneficial for the survivors to have elected child only because of Dependency and Indemnity Compensation (DIC) offsets, the family has the option to make that election instead. If the death does not occur in the line of duty, the SBP benefit is based on the member's years of service, rather than assuming a full disability retirement. Insurable interest elections may be applicable in some cases. These benefits have been improved and expanded over the history of the program. The FY 2020 NDAA (P.L. 116-92) repealed the DIC offset, phasing it out over three years starting in calendar year 2021. In 2022, the offset can be no more than one-third of their DIC award, and effective January 1, 2023, there will not be any offset to SBP pay from a DIC award.

The surviving spouse (or dependent children if there is no surviving spouse or the spouse subsequently dies) of a reservist who dies in the line of duty while performing IDT is entitled to an SBP annuity. For payments prior to December 23, 2016, the annuity is based on the reservist's years of service. Effective December 23, 2016, the annuity is based on assuming the reservist retired with full disability and elected full SBP on the day of death.

As with retired pay, SBP annuities and premiums are annually increased with cost of living adjustments (COLAs). These COLAs are either full or reduced CPI increases, depending on the

benefit formula covering the member. If a member who is subject to reduced COLAs dies before age 62, the survivor is subject to reduced COLAs until the member would have been 62. At that point, the annuity is increased to the amount that would have been payable had full COLAs been in effect. For survivors of members who elected the Career Status Bonus, the reduced COLAs continue annually thereafter.

For reserve retirees, the retired pay reductions applicable under SBP take effect for survivor coverage after a reservist turns 60 (or earlier if they have certain active service) and begins to receive retired pay. The Reserve Component Survivor Benefit Plan (RC-SBP) provides annuities to survivors of reservists who die before age 60 (or earlier if they have certain active service), provided they attained 20 years of qualified service and elected to participate in the program (or were within their 90-day election window after receiving a “20-year letter”). However, if the death occurs in the line of duty either on active or inactive duty as described above, the survivor receives an annuity under SBP. The added cost of RC-SBP is borne completely by reservists through deductions from future retired pay.

Beginning October 1, 2008, a paid-up provision eliminated the reduction in retired pay for premiums for SBP, RC-SBP, and RSFPP coverage for participants age 70 or older whose retired pay has been reduced for at least 360 months.

SBP premiums for members who elect lump sums under BRS will be equivalent to what they would have been without the lump sum, and consequently, the survivors' annuities will be equivalent to what they would have been without the lump sum. The maximum base amount will be equal to unreduced retired pay (i.e., ignoring the lump sum), premiums will be deducted only from monthly retired pay received, and SBP benefits will commence upon the retiree's death.

As of September 30, 2022, there were 310 thousand survivors of military members receiving annuities and/or SSIA payments. In FY 2022, survivor pay entitlements totaled \$4.7 billion.

Temporary Early Retirement Authority (TERA)

NDAA 1993 (P.L. 102-484) granted temporary authority for the military services to offer early retirements to members with more than 15 but less than 20 years of service. This authority expired on September 1, 2002. The retired pay was calculated in the usual way except that there was a reduction of 1 percent for every year below 20 years of service. Part or all of this reduction can be restored at age 62 if the retired member works in a qualified public service job during the period from the date of retirement to the date on which the retiree would have completed 20 years of service. Unlike members who leave military service before 20 years with Voluntary Separation Incentives or Special Separation Benefits, these early retirees are generally treated like regular military retirees for the purposes of other retirement benefits.

NDAA 2012 (P.L. 112-81) reinstated TERA authority, but without the qualified public service provision, through December 31, 2018. NDAA 2017 (P.L. 114-328) extended the TERA authority through December 31, 2025.

As of September 30, 2022, there were 70 thousand TERA retirees receiving retired pay. In FY 2022, TERA retirees' pay entitlements totaled \$1.4 billion.

Cost-of-Living Increases

All non-disability retirement, disability retirement, and most survivor annuities are adjusted annually for inflation. COLA is automatically scheduled to occur every 12 months, on December 1st, to be included in benefits paid at the beginning of January.

The “full” COLA effective December 1 is computed by calculating the percentage increase in the average CPI over the third quarter of the prior calendar year to the third quarter of the current calendar year. The increase is based on the Urban Wage Earner and Clerical Worker Consumer Price Index (CPI-W) and is rounded to the nearest tenth of one percent. Many members receive a “partial” COLA on December 1 of their first year of retirement to reflect the fact that they were not retired for the full year.

For retirees (and most survivors) in paid status the full year, benefits are increased annually with the full COLA, except for those who entered the uniformed services on or after August 1, 1986, and elected the \$30,000 Career Status Bonus. Benefits for this group are increased annually with a reduced COLA equal to the full COLA minus 1 percent (except if the full COLA is less than 1 percent). A one-time restoral is given to a reduced COLA recipient when the retiree is (or would have been) age 62. At this time, retired pay (or the survivor benefit if the retiree is deceased) is increased to the amount that would have been payable had full COLAs been in effect. Annual partial COLAs continue after this restoral.

Relationship with Department of Veterans Affairs Benefits

The Department of Veterans Affairs (VA) provides compensation for Service-connected and certain non-Service-connected disabilities. These VA benefits can be in place of or in combination with DoD retired pay, but through December 31, 2003, were not fully additive. Since VA benefits are exempt from federal income taxes, it is often advantageous for the member to elect them. Through 2003, retired pay earned from DoD for military service was offset by any payment received from VA for a VA-rated disability. Beginning with NDAA 2004 (P.L. 108-136), legislation has been enacted that increasingly reduces or eliminates the offset to military retired pay due to receipt of VA disability compensation. Members with a VA disability rating of 50 percent or greater who have at least 20 years of service will have their offset eliminated under the CRDP program. The CRDP program had a ten-year phase-in schedule that began in 2004. Members whose disability meets certain combat-related criteria can elect to receive payments against the offset under the CRSC program. Under CRSC, members are not required to have at least 20 years of service (per P.L. 110-181), and are not required to have at least a 50 percent VA disability rating. CRSC amounts are calculated based on retired pay lost due to offset that is combat related and are paid from the Military Retirement Fund, but CRSC is not technically considered retired pay. The FY2017 NDAA (P.L. 114-328) enacted a provision to allow SBP premiums to be deducted from CRSC. CRSC payments are tax exempt. A member may not participate in both the CRDP and CRSC programs simultaneously, but may change from one to the other during an annual "open season."

For members who elect lump sums under BRS and qualify for VA disability compensation: (1) if the member is not eligible for CRDP or CRSC, the VA will withhold disability payments until the amount withheld equals the lump sum amount, after which VA disability payments, as an

offset to retired pay, may be paid; (2) if the member is eligible for CRDP, no withholding of VA disability payments is required, and the retiree may receive VA disability compensation and retired pay without offset; and (3) if eligible for CRSC, the procedures for withholding VA disability payments are more complicated and relate to the portion of the total VA entitlement considered combat-related.

VA benefits also overlap SBP survivor benefits through the DIC program. DIC is payable to survivors of veterans who die from Service-connected causes. Although SBP annuities are generally reduced by the amount of any DIC benefit, all SBP premiums relating to the reduction in benefits are returned to the survivor. There is also an SSIA that pays a monthly amount (which has graded up to \$346 in calendar year 202) to survivors with a DIC offset. As a result of the so-called “Sharp Case” ruling, the SBP benefit of survivors with entitlement to both DIC and SBP who remarry after age 57 is not reduced by DIC benefits received. The FY 2020 NDAA (P.L. 116-92) repealed the DIC offset, phasing it out over three years starting in calendar year 2021. In 2022, the offset can be no more than one-third of their DIC award, and effective January 1, 2023, there will not be any offset to SBP pay from a DIC award.

Interrelationship with Other Federal Service

For military retirement purposes, credit is not given for other federal service, except where cross-service transferability is allowed. Military service is generally creditable toward the federal civilian retirement systems if military retired pay is waived. However, a deposit (equal to a percentage of post-1956 basic pay) must be made to the Civil Service Retirement and Disability Fund in order to receive credit. Military service is not generally creditable under both systems (but is for reservists and certain disability retirees). Military retirees may qualify separately for Civil Service retirement and receive concurrent pay from both systems.

Relationship of Retired Pay to Military Compensation

Basic pay is the only element of military compensation upon which non-disability retired pay is based and entitlement is determined. Basic pay is the principal element of military compensation that all members receive, but it is not representative, for comparative purposes, of salary levels in the public and private sectors. Reasonable comparisons can be made to regular military compensation (RMC). RMC is the sum of (1) basic pay, (2) the housing allowance, which varies by pay grade, location, and dependency status, (3) the subsistence allowance, and (4) the tax advantages accruing to the housing and subsistence allowances because they are not subject to federal income tax. Basic pay represents approximately 70 percent of RMC for all retirement eligible members. For the 20-year retiree, basic pay is approximately 67 percent of RMC. Consequently, a member retired with 20 years of service, if entitled to 50 percent of basic pay, would only receive approximately 34 percent of RMC. Further, such 20-year retirees (except for those who first entered service prior to September 8, 1980) receive a percentage (50 percent, or 40 percent for those under CSB/Redux or BRS) of their high 36-month average of basic pay, typically less than final basic pay. For a 30-year retiree, basic pay is approximately 73 percent of RMC and such members, if entitled to 75 percent of basic pay, would only receive 55 percent of RMC. Note that most members currently retiring with 30 years

will actually receive a percentage (75 percent, or 60 percent for those under BRS) of their high 36-month average, rather than of their final basic pay. Public Law 109-364 allows certain members who retire on or after January 1, 2007, with sufficient years of service (greater than 37.5 years under BRS and 30 years under the other benefit formulas), to retire with entitlements exceeding 75 percent of their high 36-month average of basic pay. These relationships should be considered when military retired pay is compared to compensation under other retirement systems.

Social Security Benefits

Many military members and their families receive monthly benefits indexed to the CPI from the Social Security Administration. As full participants in the U.S. Social Security system, military personnel are in general entitled to the same benefits and are subject to the same eligibility criteria and rules as civilian employees. Details concerning the benefits are covered in other publications.

Beginning in 1946, Congress enacted a series of amendments to the Social Security Act that extended some benefits to military personnel and their survivors. These “gratuitous” benefits were reimbursed out of the general fund of the U.S. Treasury. The Servicemen’s and Veterans’ Survivor Benefits Act brought members of the military into the contributory Social Security system effective January 1, 1957.

For the Old Age, Survivors, and Disability Insurance (OASDI) program, military members must contribute the employee portion of the OASDI payroll tax, with the federal government contributing the matching employer contribution. Only the basic pay of a military member constitutes wages for Social Security purposes. One feature of OASDI unique to military personnel grants a noncontributory wage credit of (i) \$300 for each quarter between 1956 and 1978 in which such personnel received military wages and (ii) up to \$1,200 per year after 1977 (\$100 of credit for each \$300 of wages up to a maximum credit of \$1,200). The purpose of this credit is to take into account elements of compensation such as quarters and subsistence not included in wages for Social Security benefit calculation purposes. Under the 1983 Social Security amendments, the cost of the additional benefits resulting from the noncontributory wage credits for past service was met by a lump sum payment from general revenues, while the cost for future service was met by payment of combined employer-employee tax on such credits as the service occurs. Payments for these wage credits ended in 2002.

Members of the uniformed services are also required to pay the Hospital Insurance payroll tax, with the federal government contributing the matching employer contribution. Medicare eligibility occurs at age 65, or earlier if the employee is disabled.

MILITARY RETIREMENT SYSTEM PROPERTIES
(FOR NONDISABILITY RETIREMENT FROM ACTIVE DUTY)

Benefit System	Final Pay	High-3 (HI-3)	Career Status Bonus (CSB)/Redux	Blended Retirement System (BRS)
Applies to Members Who Joined a Uniformed Service:	<ul style="list-style-type: none"> • <u>before September 8, 1980</u> 	<ul style="list-style-type: none"> • <u>on or after September 8, 1980 and before August 1, 1986</u> • <u>on or after August 1, 1986 and before January 1, 2003</u> who do not elect to accept the Career Status Bonus (CSB) at the 15-year anniversary • <u>on or after January 1, 2003 and before January 1, 2006</u> • <u>on or after January 1, 2006 and before January 1, 2018</u> who do not elect to participate in BRS 	<ul style="list-style-type: none"> • <u>on or after August 1, 1986 and before January 1, 2003</u> who elect to accept the Career Status Bonus (CSB) with additional 5-year service obligation 	<ul style="list-style-type: none"> • <u>on or after January 1, 2018</u> • <u>on or after January 1, 2006 and before January 1, 2018</u> who elect to participate in BRS
Retired Pay Computation Basis	Final basic pay rate	Highest 36 months of basic pay rate	Highest 36 months of basic pay rate	Highest 36 months of basic pay rate
Multiplier	2.5% per year of service	2.5% per year of service	2.5% per year of service less 1% for each year of service less than 30 (restored at age 62)	2.0% per year of service
Cost-of-Living Adjustment Mechanism	Full CPI-W	Full CPI-W	Full CPI-W minus 1% (one-time catch-up at age 62)	Full CPI-W
Additional Benefit(s)	---	---	<ul style="list-style-type: none"> • \$30,000 Career Status Bonus (CSB) payable at 15-year anniversary upon assumption of 5-year obligation to remain on continuous active duty 	<ul style="list-style-type: none"> • Choice of receiving a portion (either 25% or 50%) of the retired pay entitlement from retirement age to normal Social Security retirement age (usually 67) as a discounted lump sum instead of an annuity • Automatic and matching Government contributions to Thrift Savings Plan (TSP) account • Mandatory mid-career continuation bonus if member agrees to serve additional time

Notes:

- Due to breaks in service and technical differences in the definition of qualifying years of service under different benefit systems, in some cases above it is not possible to precisely define which benefit systems cover the appropriate members based solely on dates of entry. The above table does not cover every possibility.

- For additional up-to-date information, refer to the DoD Office of Military Compensation website (<http://militarypay.defense.gov/>).

Number of Military Retirees Receiving Retired Pay by Year, 1990 - PRESENT

Year	OFFICER						ENLISTED				
	Total	Total Officers	Army	Navy	Marine Corps	Air Force	Total Enlisted	Army	Navy	Marine Corps	Air Force
1990	1,472,129	471,305	187,603	102,444	23,875	157,383	1,000,824	301,707	268,177	49,701	381,239
91	1,496,046	477,145	189,001	103,944	24,385	159,815	1,018,901	308,133	271,144	50,591	389,033
92	1,527,837	484,905	191,934	105,377	25,077	162,517	1,042,932	318,678	275,008	51,875	397,371
93	1,555,605	491,271	193,834	106,932	25,632	164,882	1,064,334	327,309	280,843	53,000	403,182
94	1,581,975	496,257	195,527	108,328	25,870	166,532	1,085,718	337,474	287,010	54,277	406,957
1995	1,603,108	498,734	194,732	110,177	26,304	167,521	1,104,374	342,007	292,173	55,842	414,352
96	1,622,176	500,660	195,012	111,067	26,715	167,866	1,121,516	348,950	296,402	57,094	419,070
97	1,644,124	502,855	195,423	111,782	27,116	168,534	1,141,269	356,739	301,121	58,257	425,152
98	1,667,473	504,923	195,855	112,550	27,462	169,056	1,162,550	365,389	306,410	59,438	431,313
99	1,687,056	506,485	195,884	113,315	27,787	169,499	1,180,571	372,287	312,121	60,549	435,614
2000	1,701,218	507,080	195,816	113,748	28,115	169,401	1,194,138	377,392	316,589	61,404	438,753
01	1,713,409	506,919	195,257	144,170	28,410	169,082	1,206,490	381,202	320,319	62,336	442,633
02	1,713,343	504,870	194,370	114,226	28,601	167,673	1,208,473	383,189	321,734	62,720	440,830
03	1,722,266	504,714	194,001	114,391	28,665	167,655	1,217,554	385,658	324,543	63,022	444,351
04	1,791,554	508,947	196,708	114,968	29,167	168,104	1,282,607	413,740	339,536	66,326	463,005
2005	1,812,122	511,127	197,700	115,531	29,410	168,286	1,300,995	421,772	343,686	67,489	468,048
06	1,832,751	513,979	199,699	116,254	29,710	168,316	1,318,772	430,273	348,097	68,620	471,782
07	1,859,677	519,396	202,920	117,072	30,071	169,333	1,340,281	440,872	351,971	69,241	478,197
08	1,880,871	521,957	205,002	117,583	30,472	168,900	1,358,914	451,477	355,121	70,053	482,263
09	1,904,230	524,884	207,638	118,038	30,753	168,455	1,379,346	465,264	357,731	71,597	484,754
2010	1,917,242	525,494	208,943	118,250	30,868	167,433	1,391,748	474,168	359,123	72,150	486,307
11	1,932,928	526,552	210,069	118,220	31,031	167,232	1,406,376	483,690	359,801	72,695	490,190
12	1,944,049	527,943	211,226	118,841	31,237	166,639	1,416,106	492,366	359,648	73,142	490,950
13	1,957,453	529,194	212,698	118,940	31,762	165,794	1,428,259	503,986	359,490	74,438	490,345
14	1,970,816	532,471	214,643	119,141	32,209	166,478	1,438,345	512,538	358,359	75,772	491,676
2015	1,982,184	536,138	217,473	119,411	32,685	166,569	1,446,046	520,229	356,806	77,909	491,102
16	1,989,861	538,834	220,134	119,731	33,064	165,905	1,451,027	527,952	354,885	79,292	488,898
17	1,996,375	541,693	222,660	120,308	33,473	165,252	1,454,682	535,160	353,062	79,775	486,685
18	2,001,343	543,121	224,403	120,586	33,794	164,338	1,458,222	543,396	350,449	80,322	484,055
19	2,002,695	544,500	225,979	120,829	34,175	163,517	1,458,195	548,387	347,206	80,596	482,006
2020	2,003,957	546,649	228,061	121,114	34,397	163,077	1,457,308	552,541	344,034	80,840	479,893
21	1,996,466	546,453	228,811	121,241	34,682	161,719	1,450,013	553,219	340,137	81,050	475,607
22	1,998,452	548,624	230,839	121,400	35,063	161,322	1,449,828	556,961	338,033	81,634	473,200

Annual DOD Obligations for Military Retirement Fund, 1960 - PRESENT (Dollars in Thousands)

Fiscal Year of Retirement	Total	Army	Navy	Marine Corps	Air Force
1960	\$692,922	\$299,916	\$264,013	\$31,818	\$97,175
1961	\$787,806	\$333,731	\$295,300	\$36,500	\$122,275
1962	\$895,854	\$375,782	\$322,458	\$41,141	\$156,473
1963	\$1,014,775	\$425,100	\$350,508	\$46,188	\$192,979
1964	\$1,211,215	\$500,976	\$398,444	\$53,945	\$257,850
1965	\$1,385,577	\$560,991	\$437,600	\$62,147	\$324,839
1966	\$1,592,352	\$636,148	\$483,792	\$69,212	\$403,200
1967	\$1,831,160	\$722,592	\$537,251	\$78,535	\$492,782
1968	\$2,093,477	\$800,026	\$602,932	\$91,541	\$590,978
1969	\$2,442,942	\$933,286	\$679,092	\$113,324	\$717,240
1970	\$2,853,234	\$1,074,963	\$769,146	\$136,948	\$872,177
1971	\$3,388,999	\$1,245,539	\$891,800	\$165,726	\$1,085,934
1972	\$3,889,115	\$1,409,277	\$995,823	\$192,700	\$1,291,315
1973	\$4,392,196	\$1,574,522	\$1,092,348	\$218,230	\$1,507,096
1974	\$5,136,897	\$1,818,052	\$1,254,221	\$258,824	\$1,805,800
1975	\$6,238,511	\$2,168,130	\$1,516,963	\$313,049	\$2,240,369
1976	\$7,300,051	\$2,501,331	\$1,777,600	\$367,210	\$2,653,910
1977	\$8,218,698	\$2,788,229	\$1,999,560	\$416,674	\$3,014,235
1978	\$9,173,164	\$3,086,445	\$2,238,600	\$468,116	\$3,380,003
1979	\$10,282,047	\$3,450,391	\$2,504,924	\$527,412	\$3,799,320
1980	\$11,919,617	\$3,990,756	\$2,894,100	\$612,924	\$4,421,837
1981	\$13,724,427	\$4,583,750	\$3,335,100	\$707,681	\$5,097,896
1982	\$14,940,475	\$4,974,984	\$3,627,900	\$771,442	\$5,566,149
1983	\$15,931,850	\$5,294,435	\$3,870,100	\$820,563	\$5,946,752
1984	\$16,493,988	\$5,477,061	\$3,995,100	\$849,910	\$6,171,917
1985	\$17,241,241	\$5,695,317	\$4,172,699	\$889,000	\$6,484,225
1986	\$17,622,953	\$5,806,086	\$4,272,803	\$908,571	\$6,635,493
1987	\$18,100,425	\$5,952,632	\$4,396,479	\$934,132	\$6,817,182
1988	\$19,085,705	\$6,261,152	\$4,639,317	\$982,818	\$7,202,418
1989	\$20,259,560	\$6,633,319	\$4,932,782	\$1,047,391	\$7,646,068
1990	\$21,645,293	\$7,076,769	\$5,275,996	\$1,125,336	\$8,167,192
1991	\$23,221,989	\$7,566,948	\$5,661,326	\$1,234,924	\$8,758,791
1992	\$24,573,765	\$8,007,994	\$5,982,002	\$1,294,862	\$9,288,907
1993	\$25,812,350	\$8,468,741	\$6,260,869	\$1,366,595	\$9,716,145
1994	\$26,799,869	\$8,784,775	\$6,533,109	\$1,427,402	\$10,054,583
1995	\$27,896,463	\$9,125,187	\$6,833,254	\$1,501,524	\$10,436,498
1996	\$28,974,224	\$9,467,427	\$7,126,427	\$1,569,271	\$10,811,099
1997	\$30,240,029	\$9,877,388	\$7,438,401	\$1,651,076	\$11,273,164
1998	\$31,206,731	\$10,182,229	\$7,689,570	\$1,718,215	\$11,616,716
1999	\$31,912,636	\$10,391,440	\$7,893,634	\$1,771,801	\$11,855,760
2000	\$32,857,908	\$10,698,156	\$8,153,943	\$1,839,517	\$12,166,292
2001	\$34,154,145	\$11,098,170	\$8,497,249	\$1,928,073	\$12,630,653
2002	\$35,137,252	\$11,394,374	\$8,778,453	\$1,999,447	\$12,964,978
2003	\$35,443,953	\$11,440,283	\$8,887,387	\$2,023,540	\$13,092,743
2004	\$36,895,426	\$11,962,861	\$9,252,999	\$2,119,208	\$13,560,359
2005	\$38,790,217	\$12,697,671	\$9,673,766	\$2,239,588	\$14,179,192
2006	\$41,130,056	\$13,523,091	\$10,240,651	\$2,384,599	\$14,981,715
2007	\$43,573,120	\$14,409,757	\$10,817,974	\$2,529,997	\$15,815,391
2008	\$45,656,789	\$15,193,816	\$11,290,806	\$2,657,903	\$16,514,264
2009	\$49,163,371	\$16,491,552	\$12,118,182	\$2,868,226	\$17,685,410
2010	\$50,116,869	\$16,914,894	\$12,340,677	\$2,931,854	\$17,929,444
2011	\$50,647,676	\$17,175,803	\$12,435,205	\$2,967,838	\$18,068,831
2012	\$52,610,621	\$17,933,489	\$12,871,136	\$3,086,070	\$18,719,926
2013	\$54,000,852	\$18,546,725	\$13,187,608	\$3,185,349	\$19,081,170
2014	\$55,134,634	\$19,069,310	\$13,403,185	\$3,285,506	\$19,376,633
2015	\$56,491,684	\$19,668,854	\$13,633,248	\$3,400,621	\$19,788,960
2016	\$57,011,066	\$20,053,937	\$13,694,560	\$3,468,441	\$19,794,128
2017	\$57,452,261	\$20,406,718	\$13,750,854	\$3,526,538	\$19,768,151
2018	\$58,686,250	\$21,043,828	\$13,987,020	\$3,627,220	\$20,028,182
2019	\$60,485,197	\$21,893,102	\$14,349,797	\$3,767,236	\$20,475,061
2020	\$61,794,952	\$22,519,432	\$14,602,537	\$3,872,536	\$20,800,446
2021	\$62,600,531	\$22,952,781	\$14,740,153	\$3,952,189	\$20,955,408
2022	\$65,368,136	\$24,157,196	\$15,329,606	\$4,161,230	\$21,720,104

Survivor payments are included.

Payments from Department of Veteran Affairs are not included

ARMY Obligations and Expenditures for Military Retirees and Survivors as of September 30, 2022

	NUMBER AT END SEPT - 2022	OBLIGATIONS			EXPENDITURES		
		DOLLARS OBLIGATED IN SEPT - 2022	AVERAGE SEPT - 2022 DOLLARS	FISCAL YEAR SEPT - 2022 DOLLARS	DOLLARS EXPENDED IN SEPT - 2022	AVERAGE SEPT - 2022 DOLLARS	FISCAL YEAR To SEPT - 2022 DOLLARS
TOTAL RETIREES (INCLUDING RESERVE)	787,800	\$1,926,134,286	\$2,445	\$22,399,416,718	\$1,915,313,154	\$2,433	\$22,269,563,133
OFFICERS	230,839	\$899,999,984	\$3,899	\$10,459,169,113	\$894,835,883	\$3,879	\$10,397,199,896
ENLISTED	556,961	\$1,026,134,302	\$1,842	\$11,940,247,605	\$1,020,477,271	\$1,833	\$11,872,363,237
NON-DISABLED (INCLUDING RESERVE)	698,999	\$1,809,506,862	\$2,589	\$21,077,533,238	\$1,799,862,179	\$2,576	\$20,961,797,036
REGULAR OFFICERS	111,339	\$567,605,753	\$5,098	\$6,597,315,339	\$564,364,030	\$5,074	\$6,558,414,667
NON-REGULAR OFFICERS	104,030	\$292,977,471	\$2,816	\$3,416,642,013	\$291,476,143	\$2,801	\$3,398,626,079
TOTAL OFFICERS	215,369	\$860,583,224	\$3,996	\$10,013,957,352	\$855,840,174	\$3,975	\$9,957,040,746
REGULAR ENLISTED	291,634	\$685,633,953	\$2,351	\$8,024,493,336	\$682,556,467	\$2,339	\$7,987,563,500
NON-REGULAR ENLISTED	191,996	\$263,289,685	\$1,371	\$3,039,082,549	\$261,465,539	\$1,364	\$3,017,192,790
TOTAL ENLISTED	483,630	\$948,923,638	\$1,962	\$11,063,575,885	\$944,022,005	\$1,952	\$11,004,756,290
NON-DISABLED (EXCLUDING RESERVE)	465,246	\$1,471,025,663	\$3,162	\$17,149,450,768	\$1,463,406,615	\$3,146	\$17,058,022,187
OFFICERS	138,187	\$683,524,338	\$4,946	\$7,955,212,858	\$679,780,713	\$4,922	\$7,910,289,368
ENLISTED	327,059	\$787,501,326	\$2,408	\$9,194,237,910	\$783,625,902	\$2,396	\$9,147,732,819
RESERVE RETIRED	233,753	\$338,481,199	\$1,448	\$3,928,082,470	\$336,455,564	\$1,440	\$3,903,774,849
NON-REGULAR OFFICERS	77,182	\$177,058,887	\$2,294	\$2,058,744,495	\$176,059,460	\$2,281	\$2,046,751,377
NON-REGULAR ENLISTED	156,571	\$161,422,312	\$1,031	\$1,869,337,976	\$160,396,104	\$1,025	\$1,857,023,472
TEMPORARY DISABLED	2,124	\$4,190,673	\$1,973	\$52,889,282	\$4,230,085	\$1,937	\$53,362,228
REGULAR OFFICERS	503	\$1,385,169	\$2,754	\$17,344,472	\$1,396,115	\$2,722	\$17,475,825
NON-REGULAR OFFICERS	92	\$315,900	\$3,434	\$3,631,457	\$313,486	\$3,335	\$3,602,486
REGULAR ENLISTED	1,224	\$2,004,427	\$1,638	\$25,613,831	\$2,028,074	\$1,607	\$25,897,596
NON-REGULAR ENLISTED	305	\$485,177	\$1,591	\$6,299,522	\$492,410	\$1,563	\$6,386,321
PERMANENT DISABLED	86,677	\$112,436,751	\$1,297	\$1,268,994,198	\$111,220,890	\$1,289	\$1,254,403,869
REGULAR OFFICERS	8,731	\$23,814,758	\$2,728	\$265,835,019	\$23,512,605	\$2,716	\$262,209,187
NON-REGULAR OFFICERS	6,144	\$13,900,933	\$2,263	\$158,400,812	\$13,773,503	\$2,252	\$156,871,652
REGULAR ENLISTED	51,165	\$54,982,894	\$1,075	\$623,669,979	\$54,435,550	\$1,067	\$617,101,842
NON-REGULAR ENLISTED	20,637	\$19,738,166	\$956	\$221,088,387	\$19,499,232	\$950	\$218,221,187
TEMPORARY&PERMANENT DISABLED	88,801	\$116,627,424	\$1,313	\$1,321,883,480	\$115,450,975	\$1,305	\$1,307,766,098
OFFICERS	15,470	\$39,416,760	\$2,548	\$445,211,761	\$38,995,709	\$2,535	\$440,159,151
ENLISTED	73,331	\$77,210,664	\$1,053	\$876,671,719	\$76,455,266	\$1,046	\$867,606,947
SURVIVORS	130,190	\$134,828,464	\$1,036	\$1,757,779,186	\$153,708,780	\$1,180	\$1,738,506,703
SURVIVOR BENEFIT PLAN (SBP)	115,055	\$115,949,217	\$1,008	\$1,501,671,121	\$131,501,597	\$1,148	\$1,484,704,887
RESERVE SBP (RC-SBP)	6,539	\$3,886,163	\$594	\$48,482,328	\$4,146,831	\$635	\$48,197,962
DEATH ON ACTIVE DUTY	4,508	\$4,784,012	\$1,061	\$67,627,173	\$6,225,157	\$1,393	\$66,055,014
ACMSS	90	\$25,795	\$287	\$364,639	\$33,565	\$367	\$356,162
TOTAL SBP	126,192	\$124,645,186	\$988	\$1,618,145,260	\$141,907,151	\$1,130	\$1,599,314,025
RSFPP (OLD PLAN)	469	\$128,725	\$274	\$1,369,534	\$104,022	\$218	\$1,396,483
SPEC SURV INDEMNITY ALLOWANCE (SSIA)	32,373	\$10,648,864	\$329	\$131,146,004	\$11,122,659	\$343	\$130,629,137
SBP GUARANTEED MIN. INCOME	15	\$12,625	\$842	\$145,986	\$11,848	\$781	\$146,834
GRAND TOTAL	917,990	\$2,060,962,750	\$2,245	\$24,157,195,904	\$2,069,021,934	\$2,255	\$24,008,069,836

Expenditures are estimated by setting current month expenditures equal to the previous month obligations. There are 291 survivors receiving RSFPP and SBP. They are counted in each benefit plan, but only once in the total survivors and in the grand total. SSIA survivors are split between 28,568 survivors who are also receiving SBP and 3,805 whose SBP is fully offset by DIC.

NAVY Obligations and Expenditures for Military Retirees and Survivors as of September 30, 2022

	NUMBER AT END SEPT - 2022	OBLIGATIONS			EXPENDITURES		
		DOLLARS OBLIGATED IN SEPT - 2022	AVERAGE SEPT - 2022 DOLLARS	FISCAL YEAR SEPT - 2022 DOLLARS	DOLLARS EXPENDED IN SEPT - 2022	AVERAGE SEPT - 2022 DOLLARS	FISCAL YEAR To SEPT - 2022 DOLLARS
TOTAL RETIREES (INCLUDING RESERVE)	459,433	\$1,231,919,862	\$2,681	\$14,389,073,763	\$1,225,950,701	\$2,667	\$14,317,443,840
OFFICERS	121,400	\$535,359,320	\$4,410	\$6,241,660,169	\$532,591,870	\$4,388	\$6,208,450,775
ENLISTED	338,033	\$696,560,542	\$2,061	\$8,147,413,594	\$693,358,831	\$2,050	\$8,108,993,065
NON-DISABLED (INCLUDING RESERVE)	444,688	\$1,209,495,555	\$2,720	\$14,124,238,325	\$1,203,590,883	\$2,706	\$14,053,382,264
REGULAR OFFICERS	79,281	\$417,744,100	\$5,269	\$4,869,934,700	\$415,577,517	\$5,243	\$4,843,935,700
NON-REGULAR OFFICERS	39,398	\$110,006,130	\$2,792	\$1,282,112,890	\$109,430,968	\$2,777	\$1,275,210,950
TOTAL OFFICERS	118,679	\$527,750,230	\$4,447	\$6,152,047,590	\$525,008,485	\$4,424	\$6,119,146,650
REGULAR ENLISTED	273,149	\$609,874,100	\$2,233	\$7,133,883,625	\$607,077,046	\$2,221	\$7,100,318,975
NON-REGULAR ENLISTED	52,860	\$71,871,225	\$1,360	\$838,307,110	\$71,505,352	\$1,353	\$833,916,639
TOTAL ENLISTED	326,009	\$681,745,325	\$2,091	\$7,972,190,735	\$678,582,398	\$2,081	\$7,934,235,614
NON-DISABLED (EXCLUDING RESERVE)	372,930	\$1,083,941,135	\$2,907	\$12,667,935,365	\$1,078,799,343	\$2,891	\$12,606,233,864
OFFICERS	83,892	\$439,890,950	\$5,244	\$5,131,252,130	\$437,657,022	\$5,131	\$5,104,444,990
ENLISTED	289,038	\$644,050,185	\$2,228	\$7,536,683,235	\$641,142,322	\$2,217	\$7,501,788,874
RESERVE RETIRED	71,758	\$125,554,420	\$1,750	\$1,456,302,960	\$124,791,540	\$1,740	\$1,447,148,400
NON-REGULAR OFFICERS	34,787	\$87,859,280	\$2,526	\$1,020,795,460	\$87,351,463	\$2,511	\$1,014,701,660
NON-REGULAR ENLISTED	36,971	\$37,695,140	\$1,020	\$435,507,500	\$37,440,077	\$1,014	\$432,446,740
TEMPORARY DISABLED	875	\$1,091,246	\$1,247	\$12,530,105	\$1,082,687	\$1,231	\$12,427,406
REGULAR OFFICERS	195	\$417,415	\$2,141	\$4,722,601	\$413,076	\$2,125	\$4,670,531
NON-REGULAR OFFICERS	5	\$17,908	\$3,582	\$164,947	\$17,151	\$3,548	\$155,865
REGULAR ENLISTED	664	\$646,516	\$974	\$7,469,157	\$642,137	\$961	\$7,416,604
NON-REGULAR ENLISTED	11	\$9,406	\$855	\$173,401	\$10,323	\$837	\$184,405
PERMANENT DISABLED	13,870	\$21,333,061	\$1,538	\$252,305,334	\$21,277,131	\$1,531	\$251,634,170
REGULAR OFFICERS	2,006	\$6,166,130	\$3,074	\$72,633,256	\$6,145,519	\$3,064	\$72,385,928
NON-REGULAR OFFICERS	515	\$1,007,637	\$1,957	\$12,091,776	\$1,007,639	\$1,950	\$12,091,800
REGULAR ENLISTED	10,669	\$13,458,400	\$1,261	\$159,282,430	\$13,424,788	\$1,255	\$158,879,090
NON-REGULAR ENLISTED	680	\$700,894	\$1,031	\$8,297,872	\$699,184	\$1,025	\$8,277,352
TEMPORARY&PERMANENT DISABLED	14,745	\$22,424,307	\$1,521	\$264,835,439	\$22,359,818	\$1,513	\$264,061,577
OFFICERS	2,721	\$7,609,090	\$2,796	\$89,612,579	\$7,583,385	\$2,786	\$89,304,125
ENLISTED	12,024	\$14,815,217	\$1,232	\$175,222,860	\$14,776,433	\$1,225	\$174,757,452
SURVIVORS	63,558	\$73,494,201	\$1,156	\$940,532,406	\$153,708,780	\$2,415	\$933,866,498
SURVIVOR BENEFIT PLAN (SBP)	59,254	\$67,803,342	\$1,144	\$852,347,322	\$73,262,052	\$1,239	\$846,392,366
RESERVE SBP (RC-SBP)	1,175	\$930,385	\$792	\$11,630,071	\$996,026	\$848	\$11,558,463
DEATH ON ACTIVE DUTY	1,418	\$1,793,600	\$1,265	\$24,860,351	\$2,264,224	\$1,609	\$24,346,943
ACMSS	41	\$11,751	\$287	\$162,876	\$14,834	\$357	\$159,512
TOTAL SBP	61,888	\$70,539,079	\$1,140	\$889,000,619	\$76,537,135	\$1,239	\$882,457,284
RSFPP (OLD PLAN)	654	\$149,726	\$229	\$1,670,251	\$131,891	\$199	\$1,689,707
SPEC SURV INDEMNITY ALLOWANCE (SSIA)	10,504	\$3,427,447	\$326	\$42,412,295	\$3,608,373	\$344	\$42,214,921
SBP GUARANTEED MIN. INCOME	17	\$14,348	\$844	\$168,194	\$13,786	\$803	\$168,807
GRAND TOTAL	522,991	\$1,305,414,062	\$2,496	\$15,329,606,170	\$1,379,659,482	\$2,637	\$15,251,310,338

Expenditures are estimated by setting current month expenditures equal to the previous month obligations. There are 365 survivors receiving RSFPP and SBP. They are counted in each benefit plan, but only once in the total survivors and in the grand total. SSIA survivors are split between 9,140 survivors who are also receiving SBP and 1,364 whose SBP is fully offset by DIC.

MARINE CORPS Obligations and Expenditures for Military Retirees and Survivors as of September 30, 2022

	NUMBER AT END SEPT - 2022	OBLIGATIONS			EXPENDITURES		
		DOLLARS OBLIGATED IN SEPT - 2022	AVERAGE SEPT - 2022 DOLLARS	FISCAL YEAR SEPT - 2022 DOLLARS	DOLLARS EXPENDED IN SEPT - 2022	AVERAGE SEPT - 2022 DOLLARS	FISCAL YEAR To SEPT - 2022 DOLLARS
TOTAL RETIREES (INCLUDING RESERVE)	116,697	\$340,731,413	\$2,920	\$3,960,329,370	\$338,785,237	\$2,905	\$3,936,975,263
OFFICERS	35,063	\$154,983,846	\$4,420	\$1,799,629,856	\$154,072,084	\$4,398	\$1,788,688,712
ENLISTED	81,634	\$185,747,567	\$2,275	\$2,160,699,514	\$184,713,154	\$2,264	\$2,148,286,551
NON-DISABLED (INCLUDING RESERVE)	105,405	\$329,752,181	\$3,128	\$3,831,840,468	\$327,855,428	\$3,113	\$3,809,079,430
REGULAR OFFICERS	27,019	\$130,819,565	\$4,842	\$1,520,305,605	\$130,069,123	\$4,818	\$1,511,300,301
NON-REGULAR OFFICERS	6,728	\$20,796,563	\$3,091	\$239,153,339	\$20,638,905	\$3,074	\$237,261,444
TOTAL OFFICERS	33,747	\$151,616,128	\$4,493	\$1,759,458,944	\$150,708,028	\$4,471	\$1,748,561,745
REGULAR ENLISTED	66,364	\$168,995,352	\$2,546	\$1,967,442,958	\$168,078,666	\$2,534	\$1,956,442,727
NON-REGULAR ENLISTED	5,294	\$9,140,701	\$1,727	\$104,938,566	\$9,068,733	\$1,717	\$104,074,958
TOTAL ENLISTED	71,658	\$178,136,053	\$2,486	\$2,072,381,524	\$177,147,400	\$2,474	\$2,060,517,685
NON-DISABLED (EXCLUDING RESERVE)	96,040	\$309,075,734	\$3,218	\$3,594,699,139	\$307,345,285	\$3,202	\$3,573,933,744
OFFICERS	28,046	\$136,017,492	\$4,850	\$1,580,707,581	\$135,237,154	\$4,826	\$1,571,343,522
ENLISTED	67,994	\$173,058,242	\$2,545	\$2,013,991,558	\$172,108,131	\$2,533	\$2,002,590,222
RESERVE RETIRED	9,365	\$20,676,447	\$2,208	\$237,141,329	\$20,510,143	\$2,195	\$235,145,686
NON-REGULAR OFFICERS	5,701	\$15,598,636	\$2,736	\$178,751,363	\$15,470,874	\$2,720	\$177,218,223
NON-REGULAR ENLISTED	3,664	\$5,077,811	\$1,386	\$58,389,966	\$5,039,269	\$1,378	\$57,927,463
TEMPORARY DISABLED	320	\$359,717	\$1,124	\$3,948,179	\$354,135	\$1,104	\$3,881,193
REGULAR OFFICERS	46	\$87,207	\$1,896	\$1,111,362	\$88,190	\$1,903	\$1,123,158
NON-REGULAR OFFICERS	1	\$1,803	\$1,803	\$26,488	\$1,877	\$1,732	\$27,370
REGULAR ENLISTED	259	\$253,452	\$979	\$2,642,491	\$247,407	\$954	\$2,569,958
NON-REGULAR ENLISTED	14	\$17,255	\$1,233	\$167,839	\$16,661	\$1,197	\$160,708
PERMANENT DISABLED	10,972	\$10,619,515	\$968	\$124,540,723	\$10,575,674	\$964	\$124,014,640
REGULAR OFFICERS	1,022	\$2,793,787	\$2,734	\$33,267,660	\$2,789,882	\$2,723	\$33,220,790
NON-REGULAR OFFICERS	247	\$484,920	\$1,963	\$5,765,402	\$484,107	\$1,953	\$5,755,650
REGULAR ENLISTED	9,215	\$7,030,711	\$763	\$81,925,377	\$6,993,693	\$759	\$81,481,168
NON-REGULAR ENLISTED	488	\$310,097	\$635	\$3,582,283	\$307,992	\$632	\$3,557,033
TEMPORARY&PERMANENT DISABLED	11,292	\$10,979,232	\$972	\$128,488,902	\$10,929,809	\$968	\$127,895,833
OFFICERS	1,316	\$3,367,717	\$2,559	\$40,170,912	\$3,364,055	\$2,549	\$40,126,967
ENLISTED	9,976	\$7,611,514	\$763	\$88,317,990	\$7,565,754	\$759	\$87,768,866
SURVIVORS	11,975	\$15,430,093	\$1,289	\$200,900,408	\$80,877,416	\$6,745	\$198,893,597
SURVIVOR BENEFIT PLAN (SBP)	10,469	\$13,403,978	\$1,280	\$171,491,215	\$14,904,981	\$1,428	\$169,853,757
RESERVE SBP (RC-SBP)	185	\$177,037	\$957	\$2,241,431	\$193,535	\$1,048	\$2,223,432
DEATH ON ACTIVE DUTY	932	\$792,127	\$850	\$11,504,035	\$1,073,968	\$1,174	\$11,196,572
ACMSS	9	\$2,579	\$287	\$37,462	\$3,497	\$380	\$36,461
TOTAL SBP	11,595	\$14,375,722	\$1,240	\$185,274,142	\$16,175,982	\$1,401	\$183,310,222
RSFPP (OLD PLAN)	105	\$29,724	\$283	\$326,373	\$25,449	\$237	\$331,037
SPEC SURV INDEMNITY ALLOWANCE (SSIA)	3,504	\$1,136,162	\$324	\$14,108,964	\$1,203,152	\$344	\$14,035,884
SBP GUARANTEED MIN. INCOME	1	\$778	\$778	\$9,635	\$820	\$820	\$9,590
GRAND TOTAL	128,672	\$356,161,506	\$2,768	\$4,161,229,777	\$419,662,653	\$3,263	\$4,135,868,860

Expenditures are estimated by setting current month expenditures equal to the previous month obligations. There are 51 survivors receiving RSFPP and SBP. They are counted in each benefit plan, but only once in the total survivors and in the grand total. SSIA survivors are split between 3,179 survivors who are also receiving SBP and 325 whose SBP is fully offset by DIC.

AIR FORCE Obligations and Expenditures for Military Retirees and Survivors as of September 30, 2022

	NUMBER AT END SEPT - 2022	OBLIGATIONS			EXPENDITURES		
		DOLLARS OBLIGATED IN SEPT - 2022	AVERAGE SEPT - 2022 DOLLARS	FISCAL YEAR SEPT - 2022 DOLLARS	DOLLARS EXPENDED IN SEPT - 2022	AVERAGE SEPT - 2022 DOLLARS	FISCAL YEAR To SEPT - 2022 DOLLARS
TOTAL RETIREES (INCLUDING RESERVE)	634,522	\$1,726,104,251	\$2,720	\$20,196,899,408	\$1,718,280,742	\$2,707	\$20,103,017,297
OFFICERS	161,322	\$727,032,340	\$4,507	\$8,502,684,719	\$723,673,198	\$4,485	\$8,462,375,017
ENLISTED	473,200	\$999,071,911	\$2,111	\$11,694,214,689	\$994,607,544	\$2,101	\$11,640,642,281
NON-DISABLED (INCLUDING RESERVE)	615,955	\$1,696,315,600	\$2,754	\$19,849,745,070	\$1,688,648,295	\$2,740	\$19,757,737,410
REGULAR OFFICERS	107,155	\$551,259,300	\$5,145	\$6,456,408,550	\$548,854,708	\$5,120	\$6,427,553,450
NON-REGULAR OFFICERS	50,128	\$164,601,520	\$3,284	\$1,915,504,355	\$163,696,764	\$3,266	\$1,904,647,285
TOTAL OFFICERS	157,283	\$715,860,820	\$4,551	\$8,371,912,905	\$712,551,473	\$4,529	\$8,332,200,735
REGULAR ENLISTED	356,272	\$821,587,600	\$2,306	\$9,655,142,550	\$818,498,075	\$2,294	\$9,618,068,250
NON-REGULAR ENLISTED	102,400	\$158,867,180	\$1,551	\$1,822,689,615	\$157,598,748	\$1,543	\$1,807,468,425
TOTAL ENLISTED	458,672	\$980,454,780	\$2,138	\$11,477,832,165	\$976,096,823	\$2,127	\$11,425,536,675
NON-DISABLED (EXCLUDING RESERVE)	494,149	\$1,486,011,500	\$3,007	\$17,427,421,930	\$1,479,879,438	\$2,992	\$17,353,837,190
OFFICERS	121,349	\$616,571,020	\$5,081	\$7,224,619,665	\$613,931,133	\$5,056	\$7,192,941,015
ENLISTED	372,800	\$869,440,480	\$2,332	\$10,202,802,265	\$865,948,306	\$2,320	\$10,160,896,175
RESERVE RETIRED	121,806	\$210,304,100	\$1,727	\$2,422,323,140	\$208,768,857	\$1,717	\$2,403,900,220
NON-REGULAR OFFICERS	35,934	\$99,289,800	\$2,763	\$1,147,293,240	\$98,620,340	\$2,747	\$1,139,259,720
NON-REGULAR ENLISTED	85,872	\$111,014,300	\$1,293	\$1,275,029,900	\$110,148,517	\$1,286	\$1,264,640,500
TEMPORARY DISABLED	640	\$773,251	\$1,208	\$8,213,091	\$757,101	\$1,205	\$8,019,286
REGULAR OFFICERS	107	\$213,031	\$1,991	\$2,170,793	\$207,189	\$1,997	\$2,100,687
NON-REGULAR OFFICERS	14	\$38,004	\$2,715	\$402,281	\$37,189	\$2,721	\$392,506
REGULAR ENLISTED	470	\$463,696	\$987	\$4,942,722	\$454,277	\$985	\$4,829,699
NON-REGULAR ENLISTED	49	\$58,520	\$1,194	\$697,294	\$58,445	\$1,183	\$696,394
PERMANENT DISABLED	17,927	\$29,015,400	\$1,619	\$338,941,247	\$28,875,346	\$1,611	\$337,260,601
REGULAR OFFICERS	2,851	\$8,302,360	\$2,912	\$97,081,204	\$8,263,767	\$2,902	\$96,618,092
NON-REGULAR OFFICERS	1,067	\$2,618,125	\$2,454	\$31,117,536	\$2,613,580	\$2,441	\$31,062,997
REGULAR ENLISTED	12,191	\$15,489,130	\$1,271	\$180,852,295	\$15,413,111	\$1,264	\$179,940,065
NON-REGULAR ENLISTED	1,818	\$2,605,785	\$1,433	\$29,890,213	\$2,584,888	\$1,426	\$29,639,448
TEMPORARY&PERMANENT DISABLED	18,567	\$29,788,651	\$1,604	\$347,154,338	\$29,632,447	\$1,597	\$345,279,887
OFFICERS	4,039	\$11,171,520	\$2,766	\$130,771,814	\$11,121,726	\$2,756	\$130,174,282
ENLISTED	14,528	\$18,617,131	\$1,281	\$216,382,524	\$18,510,721	\$1,275	\$215,105,606
SURVIVORS	98,474	\$118,263,828	\$1,201	\$1,523,204,434	\$17,494,255	\$177	\$1,511,729,756
SURVIVOR BENEFIT PLAN (SBP)	90,985	\$108,436,807	\$1,192	\$1,370,746,341	\$118,238,746	\$1,304	\$1,360,053,318
RESERVE SBP (RC-SBP)	2,573	\$1,984,454	\$771	\$24,734,491	\$2,114,345	\$822	\$24,592,792
DEATH ON ACTIVE DUTY	1,502	\$2,023,583	\$1,347	\$28,205,767	\$2,576,794	\$1,722	\$27,602,264
ACMSS	51	\$14,904	\$292	\$207,736	\$18,978	\$366	\$203,291
TOTAL SBP	95,111	\$112,459,748	\$1,182	\$1,423,894,335	\$122,948,863	\$1,297	\$1,412,451,665
RSFPP (OLD PLAN)	1,267	\$348,634	\$275	\$3,793,974	\$293,686	\$228	\$3,853,917
SPEC SURV INDEMNITY ALLOWANCE (SSIA)	20,005	\$6,681,102	\$334	\$81,681,010	\$6,893,738	\$344	\$81,449,043
SBP GUARANTEED MIN. INCOME	2	\$1,556	\$778	\$19,271	\$1,640	\$820	\$19,179
GRAND TOTAL	732,996	\$1,844,368,079	\$2,516	\$21,720,103,842	\$1,735,774,997	\$2,367	\$21,614,747,053

Expenditures are estimated by setting current month expenditures equal to the previous month obligations. There are 642 survivors receiving RSFPP and SBP. They are counted in each benefit plan, but only once in the total survivors and in the grand total. SSIA survivors are split between 17,269 survivors who are also receiving SBP and 2,736 whose SBP is fully offset by DIC.

DOD Obligations and Expenditures for Military Retirees and Survivors as of September 30, 2022

	NUMBER AT END SEPT - 2022	OBLIGATIONS			EXPENDITURES		
		DOLLARS OBLIGATED IN SEPT - 2022	AVERAGE SEPT - 2022 DOLLARS	FISCAL YEAR SEPT - 2022 DOLLARS	DOLLARS EXPENDED IN SEPT - 2022	AVERAGE SEPT - 2022 DOLLARS	FISCAL YEAR To SEPT - 2022 DOLLARS
TOTAL RETIREES (INCLUDING RESERVE)	1,998,452	\$5,224,889,830	\$2,614	\$60,945,719,258	\$5,198,329,835	\$2,601	\$60,626,999,534
OFFICERS	548,624	\$2,317,375,527	\$4,224	\$27,003,143,857	\$2,305,173,035	\$4,203	\$26,856,714,399
ENLISTED	1,449,828	\$2,907,514,304	\$2,005	\$33,942,575,401	\$2,893,156,800	\$1,995	\$33,770,285,135
NON-DISABLED (INCLUDING RESERVE)	1,865,047	\$5,045,070,221	\$2,705	\$58,883,357,100	\$5,019,956,785	\$2,691	\$58,581,996,139
REGULAR OFFICERS	324,794	\$1,667,428,754	\$5,134	\$19,443,964,194	\$1,658,865,378	\$5,109	\$19,341,204,117
NON-REGULAR OFFICERS	200,284	\$588,381,685	\$2,938	\$6,853,412,597	\$585,242,781	\$2,922	\$6,815,745,758
TOTAL OFFICERS	525,078	\$2,255,810,440	\$4,296	\$26,297,376,791	\$2,244,108,159	\$4,275	\$26,156,949,876
REGULAR ENLISTED	987,419	\$2,286,090,989	\$2,315	\$26,780,962,469	\$2,276,210,254	\$2,303	\$26,662,393,453
NON-REGULAR ENLISTED	352,550	\$503,168,792	\$1,427	\$5,805,017,839	\$499,638,372	\$1,419	\$5,762,652,811
TOTAL ENLISTED	1,339,969	\$2,789,259,781	\$2,082	\$32,585,980,309	\$2,775,848,626	\$2,071	\$32,425,046,264
NON-DISABLED (EXCLUDING RESERVE)	1,428,365	\$4,350,054,052	\$3,045	\$50,839,507,201	\$4,329,430,681	\$3,030	\$50,592,026,984
OFFICERS	371,474	\$1,876,003,835	\$5,050	\$21,891,792,234	\$1,866,606,022	\$5,025	\$21,779,018,895
ENLISTED	1,056,891	\$2,474,050,216	\$2,341	\$28,947,714,967	\$2,462,824,660	\$2,329	\$28,813,008,089
RESERVE RETIRED	436,682	\$695,016,169	\$1,592	\$8,043,849,899	\$690,526,104	\$1,583	\$7,989,969,155
NON-REGULAR OFFICERS	153,604	\$379,806,604	\$2,473	\$4,405,584,558	\$377,502,138	\$2,459	\$4,377,930,981
NON-REGULAR ENLISTED	283,078	\$315,209,565	\$1,114	\$3,638,265,342	\$313,023,966	\$1,107	\$3,612,038,175
TEMPORARY DISABLED	3,959	\$6,414,887	\$1,620	\$77,580,657	\$6,424,008	\$1,601	\$77,690,114
REGULAR OFFICERS	851	\$2,102,822	\$2,471	\$25,349,227	\$2,104,570	\$2,455	\$25,370,202
NON-REGULAR OFFICERS	112	\$373,615	\$3,336	\$4,225,173	\$369,703	\$3,255	\$4,178,227
REGULAR ENLISTED	2,617	\$3,368,091	\$1,287	\$40,668,200	\$3,371,895	\$1,272	\$40,713,857
NON-REGULAR ENLISTED	379	\$570,359	\$1,505	\$7,338,056	\$577,840	\$1,479	\$7,427,828
PERMANENT DISABLED	129,446	\$173,404,723	\$1,340	\$1,984,781,502	\$171,949,041	\$1,332	\$1,967,313,281
REGULAR OFFICERS	14,610	\$41,077,036	\$2,812	\$468,817,140	\$40,711,773	\$2,801	\$464,433,997
NON-REGULAR OFFICERS	7,973	\$18,011,614	\$2,259	\$207,375,526	\$17,878,829	\$2,248	\$205,782,098
REGULAR ENLISTED	83,240	\$90,961,132	\$1,093	\$1,045,730,082	\$90,267,142	\$1,086	\$1,037,402,165
NON-REGULAR ENLISTED	23,623	\$23,354,941	\$989	\$262,858,755	\$23,091,297	\$982	\$259,695,020
TEMPORARY&PERMANENT DISABLED	133,405	\$179,819,610	\$1,348	\$2,062,362,158	\$178,373,050	\$1,340	\$2,045,003,395
OFFICERS	23,546	\$61,565,087	\$2,615	\$705,767,066	\$61,064,875	\$2,603	\$699,764,524
ENLISTED	109,859	\$118,254,523	\$1,076	\$1,356,595,093	\$117,308,174	\$1,070	\$1,345,238,871
SURVIVORS	304,197	\$342,016,585	\$1,124	\$4,422,416,434	\$252,080,451	\$828	\$4,382,996,554
SURVIVOR BENEFIT PLAN (SBP)	275,763	\$305,593,345	\$1,108	\$3,896,255,998	\$337,907,376	\$1,230	\$3,861,004,328
RESERVE SBP (RC-SBP)	10,472	\$6,978,038	\$666	\$87,088,320	\$7,450,737	\$712	\$86,572,649
DEATH ON ACTIVE DUTY	8,360	\$9,393,322	\$1,124	\$132,195,593	\$12,139,899	\$1,465	\$129,199,327
ACMSS	191	\$55,029	\$288	\$774,445	\$71,119	\$367	\$756,891
TOTAL SBP	294,786	\$322,019,734	\$1,092	\$4,116,314,356	\$357,569,132	\$1,217	\$4,077,533,196
RSFPP (OLD PLAN)	2,495	\$656,809	\$263	\$7,160,132	\$555,048	\$219	\$7,271,145
SPEC SURV INDEMNITY ALLOWANCE (SSIA)	66,386	\$21,893,575	\$330	\$269,348,272	\$22,827,922	\$344	\$268,328,984
SBP GUARANTEED MIN. INCOME	35	\$29,307	\$837	\$343,086	\$28,094	\$795	\$344,410
GRAND TOTAL	2,302,649	\$5,566,906,415	\$2,418	\$65,368,135,693	\$5,450,410,286	\$2,367	\$65,009,996,088

Expenditures are estimated by setting current month expenditures equal to the previous month obligations. There are 1,349 survivors receiving RSFPP and SBP. They are counted in each benefit plan, but only once in the total survivors and in the grand total. SSIA survivors are split between 58,156 survivors who are also receiving SBP and 8,230 whose SBP is fully offset by DIC.

Number of Military Retirees by State as of September 30, 2022 (Payment in Thousands)

Mailing Address	----- DOD -----			----- ARMY -----			----- NAVY -----			----- MARINES -----			----- AIR FORCE -----		
	Number Retired	Paid By DOD	Monthly Payment	Number Retired	Paid By DOD	Monthly Payment	Number Retired	Paid By DOD	Monthly Payment	Number Retired	Paid By DOD	Monthly Payment	Number Retired	Paid By DOD	Monthly Payment
ALABAMA	63,268	58,799	152,334	38,290	35,249	88,721	7,351	6,955	17,311	2,218	1,902	5,454	15,409	14,693	40,848
ALASKA	10,877	9,794	25,902	4,268	3,655	9,458	681	625	1,593	217	174	486	5,711	5,340	14,365
AMERICAN SAMOA	337	300	539	268	233	392	39	38	81	14	13	34	16	16	33
ARIZONA	58,782	54,207	141,360	19,294	16,888	41,771	9,631	9,087	22,829	4,341	3,849	10,758	25,516	24,383	66,002
ARKANSAS	25,147	22,954	52,160	10,913	9,663	19,627	3,630	3,415	7,877	934	779	1,957	9,670	9,097	22,699
CALIFORNIA	141,264	127,657	333,705	28,640	22,920	50,210	61,280	57,821	156,301	16,645	14,561	42,461	34,699	32,355	84,732
COLORADO	53,489	48,519	146,498	21,475	18,424	50,200	6,295	5,860	16,362	1,934	1,601	4,840	23,785	22,634	75,096
CONNECTICUT	9,970	8,987	21,013	3,498	3,011	5,797	4,116	3,896	10,416	475	344	827	1,881	1,736	3,972
DELAWARE	9,479	8,890	20,748	2,872	2,635	5,721	1,211	1,152	2,768	331	276	710	5,065	4,827	11,549
DIST OF COLUMBIA	2,196	1,955	6,574	974	839	2,705	538	503	1,876	115	97	347	569	516	1,645
FLORIDA	214,569	198,815	556,546	66,701	58,662	157,182	64,169	61,402	172,100	11,276	9,908	30,344	72,423	68,843	196,920
GEORGIA	102,519	92,426	235,580	57,279	50,233	127,769	14,463	13,559	33,131	4,896	4,254	11,657	25,881	24,380	63,023
GUAM, MI	2,251	2,092	4,905	930	817	1,771	664	646	1,659	84	77	225	573	552	1,251
HAWAII	18,051	16,783	48,227	7,239	6,480	18,188	4,811	4,605	13,903	1,098	992	3,478	4,903	4,706	12,657
IDAHO	15,789	14,577	35,958	5,140	4,529	10,066	3,097	2,947	7,771	842	712	2,012	6,710	6,389	16,109
ILLINOIS	35,845	31,856	77,206	12,744	10,560	21,909	7,592	7,024	16,176	2,107	1,598	3,802	13,402	12,674	35,319
INDIANA	27,444	24,305	50,874	13,987	11,992	23,287	4,637	4,294	9,534	1,724	1,351	3,336	7,096	6,668	14,717
IOWA	13,815	12,595	26,474	6,750	6,000	11,787	2,590	2,461	5,200	706	567	1,425	3,769	3,567	8,063
KANSAS	22,406	20,472	52,554	12,835	11,462	30,494	2,459	2,320	5,332	820	696	1,996	6,292	5,994	14,732
KENTUCKY	28,936	26,195	62,003	19,025	17,065	39,623	3,621	3,374	7,898	1,322	1,058	2,755	4,968	4,698	11,728
LOUISIANA	26,000	23,239	55,527	11,671	9,934	21,783	4,187	3,901	9,326	1,580	1,350	3,916	8,562	8,054	20,502
MAINE	12,020	11,041	25,644	4,254	3,720	7,324	3,753	3,598	9,423	505	404	1,082	3,508	3,319	7,815
MARYLAND	55,508	50,964	148,866	21,792	19,471	55,171	15,420	14,636	46,637	3,025	2,607	7,851	15,271	14,250	39,207
MASSACHUSETTS	17,721	15,778	34,858	7,570	6,606	13,289	3,613	3,330	7,701	1,155	846	1,991	5,383	4,996	11,877
MICHIGAN	31,516	27,647	58,184	14,212	11,931	22,858	6,740	6,255	13,467	2,150	1,614	3,840	8,414	7,847	18,018
MINNESOTA	19,963	18,192	36,952	9,379	8,383	15,079	3,763	3,487	7,572	905	703	1,642	5,916	5,619	12,660
MISSISSIPPI	28,181	26,107	58,072	12,247	11,041	21,258	5,881	5,636	13,574	989	856	2,425	9,064	8,574	20,816
MISSOURI	39,608	35,781	82,444	18,874	16,565	37,069	6,631	6,192	13,703	2,353	1,974	5,086	11,750	11,050	26,585
MONTANA	10,170	9,377	22,983	3,819	3,418	7,894	1,745	1,647	4,070	552	470	1,365	4,054	3,842	9,654
NEBRASKA	14,538	13,441	35,223	3,949	3,444	7,155	1,908	1,817	4,662	442	355	941	8,239	7,825	22,465
NEVADA	30,184	28,039	72,618	6,890	5,941	14,801	6,755	6,472	16,282	1,777	1,587	4,517	14,762	14,039	37,017
NEW HAMPSHIRE	9,576	8,806	22,900	3,610	3,221	7,496	1,926	1,828	4,888	562	455	1,231	3,478	3,302	9,284
NEW JERSEY	18,453	16,328	34,502	8,395	7,266	14,232	3,530	3,230	7,077	1,027	724	1,568	5,501	5,108	11,625
NEW MEXICO	20,257	18,729	49,346	6,333	5,587	12,777	2,764	2,586	6,674	821	700	1,912	10,339	9,856	27,983
NEW YORK	39,613	34,421	69,681	19,545	16,394	30,869	7,379	6,728	13,892	2,233	1,560	3,477	10,456	9,739	21,442
NORTH CAROLINA	104,290	94,727	257,187	51,126	45,140	118,124	16,188	15,343	42,012	15,937	14,370	43,330	21,039	19,874	53,722
NORTH DAKOTA	5,611	5,223	11,325	2,024	1,863	3,485	436	406	932	103	79	185	3,048	2,875	6,723
OHIO	48,997	43,713	103,976	16,717	14,042	27,795	8,274	7,597	16,769	2,704	2,035	4,693	21,302	20,039	54,718
OKLAHOMA	36,351	32,838	78,697	16,058	14,059	31,854	4,606	4,270	9,877	1,269	1,046	2,766	14,418	13,463	34,200
OREGON	20,232	17,981	42,484	7,800	6,593	14,040	5,341	4,966	12,153	1,229	974	2,624	5,862	5,448	13,668
PENNSYLVANIA	51,836	47,196	108,160	23,591	21,126	45,653	11,172	10,499	25,798	3,465	2,791	7,222	13,608	12,780	29,487
PUERTO RICO	12,786	10,867	15,074	10,997	9,307	12,299	491	432	864	118	68	140	1,180	1,060	1,771
RHODE ISLAND	5,082	4,671	12,070	1,945	1,733	3,489	1,860	1,776	5,912	215	171	580	1,062	991	2,089
SOUTH CAROLINA	64,042	59,380	150,737	28,366	25,691	60,893	12,557	11,953	31,588	4,211	3,777	11,197	18,908	17,959	47,059
SOUTH DAKOTA	9,192	8,610	20,631	3,375	3,095	6,586	1,287	1,224	3,143	273	234	634	4,257	4,057	10,268
TENNESSEE	59,976	54,715	136,334	31,092	27,445	63,861	12,076	11,529	31,052	2,926	2,542	7,118	13,882	13,199	34,303
TEXAS	226,814	204,116	555,861	105,520	90,445	238,167	32,713	30,559	77,501	11,516	9,999	28,109	77,065	73,113	212,083
UTAH	18,278	16,897	42,372	6,510	5,829	13,178	2,074	1,941	4,820	655	545	1,571	9,039	8,582	22,805
VERMONT	3,921	3,593	7,566	2,199	1,999	3,683	537	505	1,331	153	112	294	1,032	977	2,257
VIRGINIA	511	477	1,019	386	358	714	52	48	113	14	12	33	59	59	159
VIRGIN ISLANDS	155,832	146,987	499,564	51,028	46,927	159,532	59,589	57,089	184,455	12,676	11,834	44,189	32,539	31,137	111,388
WASHINGTON	72,916	66,977	178,896	27,160	23,554	61,488	24,276	23,241	63,104	2,376	2,012	5,734	19,104	18,170	48,571
WEST VIRGINIA	11,095	10,056	22,423	5,090	4,535	9,511	2,032	1,907	4,487	748	594	1,514	3,225	3,020	6,911
WISCONSIN	23,047	20,962	44,177	10,972	9,779	18,614	4,763	4,484	10,111	1,287	1,013	2,440	6,025	5,686	13,012
WYOMING	5,969	5,528	13,595	1,838	1,640	3,532	849	797	2,095	251	213	628	3,031	2,878	7,340
OTHER	23,928	22,870	63,783	8,963	8,401	23,907	5,684	5,540	14,737	1,325	1,262	3,982	7,956	7,667	21,157
TOTAL	2,190,448	1,998,452	\$5,224,890	898,419	787,800	\$1,926,134	485,727	459,433	\$1,231,920	135,626	116,697	\$340,731	670,676	634,522	\$1,726,104

Number of Military Retirees by State as of September 30, 2022 (Payment in Thousands)

Mailing Address	DOD			OFFICERS						ENLISTED					
	Number Retired	Paid By DOD	Monthly Payment	NON-DISABLED & RESERVE			DISABLED			NON-DISABLED & RESERVE			DISABLED		
	Number Retired	Paid By DOD	Monthly Payment	Number Retired	Paid By DOD	Monthly Payment	Number Retired	Paid By DOD	Monthly Payment	Number Retired	Paid By DOD	Monthly Payment	Number Retired	Paid By DOD	Monthly Payment
ALABAMA	63,268	58,799	152,334	16,604	16,575	70,433	905	774	2,218	38,582	38,277	75,939	7,177	3,173	3,744
ALASKA	10,877	9,794	25,902	2,259	2,252	9,613	163	128	310	6,899	6,797	15,237	1,556	617	742
AMERICAN SAMOA	337	300	539	13	13	50	5	5	11	195	195	411	124	87	68
ARIZONA	58,782	54,207	141,360	14,073	14,049	58,854	632	514	1,342	37,326	37,024	78,578	6,751	2,620	2,586
ARKANSAS	25,147	22,954	52,160	4,735	4,730	17,900	257	208	498	16,753	16,655	32,379	3,402	1,361	1,383
CALIFORNIA	141,264	127,657	333,705	32,877	32,834	137,137	1,656	1,302	3,235	88,838	87,689	187,385	17,893	5,832	5,948
COLORADO	53,489	48,519	146,498	17,747	17,737	81,837	958	778	1,857	27,441	27,176	60,143	7,343	2,828	2,661
CONNECTICUT	9,970	8,987	21,013	2,581	2,580	9,345	186	159	343	5,768	5,735	10,872	1,435	513	453
DELAWARE	9,479	8,890	20,748	1,799	1,797	6,893	81	67	169	6,696	6,654	13,278	903	372	409
DIST OF COLUMBIA	2,196	1,955	6,574	917	917	4,626	84	57	83	919	900	1,785	276	81	80
FLORIDA	214,569	198,815	556,546	56,224	56,120	250,601	2,680	2,213	6,386	132,347	131,197	288,753	23,318	9,285	10,806
GEORGIA	102,519	92,426	235,580	19,837	19,810	83,428	1,357	1,110	2,918	66,298	65,912	142,307	15,027	5,594	6,927
GUAM, MI	2,251	2,092	4,905	273	273	1,193	9	9	28	1,699	1,695	3,588	270	115	97
HAWAII	18,051	16,783	48,227	5,099	5,095	23,460	280	226	658	10,975	10,810	23,295	1,697	652	814
IDAHO	15,789	14,577	35,958	3,658	3,655	14,724	222	185	423	9,938	9,882	20,053	1,971	855	759
ILLINOIS	35,845	31,856	77,206	7,733	7,724	30,744	450	366	830	21,809	21,668	43,866	5,853	2,098	1,766
INDIANA	27,444	24,305	50,874	4,873	4,870	17,374	360	303	683	17,257	17,167	31,160	4,954	1,965	1,656
IOWA	13,815	12,595	26,474	2,751	2,748	9,861	185	153	355	8,807	8,759	15,482	2,072	935	776
KANSAS	22,406	20,472	52,554	5,728	5,726	24,318	308	250	678	13,252	13,193	26,274	3,118	1,303	1,284
KENTUCKY	28,936	26,195	62,003	5,469	5,465	21,444	387	333	914	18,467	18,398	37,467	4,613	1,999	2,178
LOUISIANA	26,000	23,239	55,527	4,568	4,565	17,970	314	256	704	16,905	16,822	35,028	4,213	1,596	1,825
MAINE	12,020	11,041	25,644	2,557	2,557	10,209	132	110	243	7,852	7,801	14,621	1,479	573	571
MARYLAND	55,508	50,964	148,866	16,255	16,163	75,005	803	629	1,603	33,139	32,375	70,254	5,311	1,797	2,003
MASSACHUSETTS	17,721	15,778	34,858	5,008	5,004	17,719	321	246	547	9,687	9,601	15,829	2,705	927	763
MICHIGAN	31,516	27,647	58,184	5,820	5,818	20,959	379	307	711	19,281	19,183	34,662	6,036	2,339	1,852
MINNESOTA	19,963	18,192	36,952	4,621	4,617	15,361	248	195	439	12,380	12,305	20,330	2,714	1,075	822
MISSISSIPPI	28,181	26,107	58,072	4,588	4,584	17,383	267	221	532	19,977	19,847	38,348	3,349	1,455	1,809
MISSOURI	39,608	35,781	82,444	7,761	7,749	29,839	468	381	971	25,437	25,292	49,329	5,942	2,359	2,305
MONTANA	10,170	9,377	22,983	2,434	2,433	9,863	159	131	310	6,292	6,267	12,282	1,285	546	528
NEBRASKA	14,538	13,441	35,223	3,694	3,692	15,923	146	109	237	9,162	9,095	18,597	1,536	545	466
NEVADA	30,184	28,039	72,618	6,041	6,030	25,640	300	236	577	20,825	20,661	45,140	3,018	1,112	1,262
NEW HAMPSHIRE	9,576	8,806	22,900	3,092	3,089	12,454	144	115	268	5,242	5,172	9,806	1,098	430	373
NEW JERSEY	18,453	16,328	34,502	4,166	4,161	13,738	289	221	468	10,925	10,820	19,306	3,073	1,126	990
NEW MEXICO	20,257	18,729	49,346	4,968	4,964	21,240	236	196	476	12,770	12,639	26,662	2,283	930	968
NEW YORK	39,613	34,421	69,681	7,870	7,863	26,326	628	479	1,102	23,561	23,429	39,942	7,554	2,650	2,311
NORTH CAROLINA	104,290	94,727	257,187	22,189	22,162	99,135	1,436	1,173	3,253	65,846	65,538	146,878	14,819	5,854	7,921
NORTH DAKOTA	5,611	5,223	11,325	812	812	3,006	46	33	76	4,186	4,173	8,043	567	205	201
OHIO	48,997	43,713	103,976	11,140	11,133	44,578	668	530	1,178	29,289	29,034	55,782	7,900	3,016	2,438
OKLAHOMA	36,351	32,838	78,697	6,682	6,676	26,441	436	340	809	24,234	24,050	49,485	4,999	1,772	1,962
OREGON	20,232	17,981	42,484	5,126	5,117	19,451	277	216	483	11,588	11,499	21,634	3,241	1,149	917
PENNSYLVANIA	51,836	47,196	108,160	12,486	12,463	49,023	671	527	1,228	31,668	31,450	55,494	7,011	2,756	2,415
PUERTO RICO	12,786	10,867	15,074	1,173	1,173	3,248	134	104	230	8,573	8,464	10,547	2,906	1,126	1,048
RHODE ISLAND	5,082	4,671	12,070	1,681	1,681	7,041	76	66	198	2,695	2,678	4,608	630	246	223
SOUTH CAROLINA	64,042	59,380	150,737	13,706	13,688	58,360	763	604	1,662	42,300	42,028	87,058	7,273	3,060	3,657
SOUTH DAKOTA	9,192	8,610	20,631	2,053	2,052	8,111	87	67	164	6,227	6,184	12,059	825	307	296
TENNESSEE	59,976	54,715	136,334	13,104	13,086	53,315	741	606	1,559	37,800	37,601	77,547	8,331	3,422	3,912
TEXAS	226,814	204,116	555,861	50,882	50,823	226,880	3,685	3,004	8,454	137,468	136,631	304,040	34,779	13,658	16,487
UTAH	18,278	16,897	42,372	5,146	5,145	20,570	271	214	525	10,832	10,740	20,604	2,029	798	673
VERMONT	3,921	3,593	7,566	905	905	3,296	48	39	78	2,407	2,389	3,957	561	260	234
VIRGINIA	511	477	1,019	104	104	386	3	3	6	351	347	597	53	23	29
VIRGIN ISLANDS	155,832	146,987	499,564	59,015	58,856	300,628	2,097	1,745	5,243	83,090	82,058	188,170	11,630	4,328	5,524
WASHINGTON	72,916	66,977	178,896	18,203	18,176	77,457	920	743	1,862	45,331	45,014	96,292	8,462	3,044	3,285
WEST VIRGINIA	11,095	10,056	22,423	1,901	1,897	7,405	106	83	207	7,495	7,428	14,200	1,593	648	611
WISCONSIN	23,047	20,962	44,177	4,896	4,893	17,056	273	213	484	14,520	14,471	25,534	3,358	1,385	1,103
WYOMING	5,969	5,528	13,595	1,342	1,342	5,387	82	63	152	3,897	3,881	7,799	648	242	257
OTHER	23,928	22,870	63,783	4,637	4,635	21,579	229	201	586	17,298	17,219	40,541	1,764	815	1,078
TOTAL	2,190,448	1,998,452	\$5,224,890	525,876	525,078	\$2,255,810	29,048	23,546	\$61,565	1,350,796	1,339,969	\$2,789,260	284,728	109,859	\$118,255

Number of Military Retirees Receiving Concurrent Receipt by State as of September 30, 2022 (Payment in Thousands)

STATE	TOTAL				NON-DISABILITY				DISABILITY				RESERVE			
	CRDP		CRSC		CRDP		CRSC		CRDP		CRSC		CRDP		CRSC	
	Number Retired	Monthly Payment	Number Retired	Monthly Payment	Number Retired	Monthly Payment	Number Retired	Monthly Payment	Number Retired	Monthly Payment	Number Retired	Monthly Payment	Number Retired	Monthly Payment	Number Retired	Monthly Payment
ALABAMA	24,755	51,827	3,088	3,588	20,502	45,035	1,243	1,997	1,082	2,524	1,482	1,209	3,171	4,268	363	381
ALASKA	4,880	9,789	385	360	4,463	8,958	101	144	203	486	271	202	214	344	13	13
AMERICAN SAMOA	169	351	85	72	139	299	12	24	10	23	71	45	20	29	2	2
ARIZONA	18,557	36,916	2,304	2,524	16,527	33,422	940	1,507	580	1,317	1,174	805	1,450	2,177	190	213
ARKANSAS	8,461	16,557	1,166	1,219	6,888	14,136	397	630	304	671	651	446	1,269	1,750	118	143
CALIFORNIA	53,400	111,741	5,404	6,970	47,633	101,810	2,353	4,551	1,349	3,124	2,591	1,779	4,418	6,806	460	640
COLORADO	19,536	40,233	2,636	2,728	17,929	37,215	823	1,378	604	1,430	1,696	1,214	1,003	1,588	117	137
CONNECTICUT	2,149	4,057	346	256	1,764	3,451	66	95	86	185	240	126	299	422	40	35
DELAWARE	2,805	5,369	297	312	2,320	4,560	126	180	109	236	123	84	376	573	48	49
DIST OF COLUMBIA	715	1,479	60	56	609	1,311	19	25	13	27	37	28	93	140	4	3
FLORIDA	79,938	167,900	8,711	10,205	71,403	151,776	3,914	6,324	2,920	7,081	4,078	3,005	5,615	9,042	719	876
GEORGIA	43,385	91,966	4,792	5,826	38,241	82,501	1,921	3,399	1,894	4,588	2,540	2,042	3,250	4,878	331	386
GUAM, MI	930	1,894	155	187	810	1,708	64	128	25	57	72	39	95	129	19	20
HAWAII	6,733	14,204	595	727	5,915	12,742	235	425	265	657	296	240	553	805	64	62
IDAHO	5,109	9,942	709	637	4,457	8,855	217	306	153	355	435	277	499	733	57	55
ILLINOIS	10,764	21,908	1,305	1,086	9,282	19,474	279	422	333	737	888	517	1,149	1,696	138	147
INDIANA	7,323	13,790	1,350	1,106	5,808	11,459	318	407	245	535	851	561	1,270	1,796	181	139
IOWA	3,635	7,041	657	487	2,894	5,901	107	148	129	291	460	265	612	850	90	74
KANSAS	7,096	14,416	1,003	952	6,192	12,826	292	378	271	635	628	488	633	955	83	86
KENTUCKY	10,324	20,802	1,665	1,662	8,863	18,257	554	826	494	1,159	1,004	723	967	1,386	107	113
LOUISIANA	9,771	20,094	1,286	1,482	8,231	17,379	468	851	485	1,168	693	484	1,055	1,547	125	147
MAINE	3,678	7,141	494	472	2,952	5,997	128	207	136	306	297	199	590	838	69	66
MARYLAND	21,581	45,790	1,375	1,518	19,508	42,075	478	773	570	1,391	737	528	1,503	2,323	160	217
MASSACHUSETTS	3,793	7,230	766	718	2,551	5,349	159	279	139	314	470	271	1,103	1,567	137	168
MICHIGAN	8,044	15,442	1,634	1,302	6,438	12,953	286	409	266	617	1,162	711	1,340	1,872	186	182
MINNESOTA	5,027	9,232	947	795	3,694	7,328	204	322	147	313	556	305	1,186	1,591	187	168
MISSISSIPPI	9,412	18,272	1,064	1,201	7,308	15,060	375	605	442	945	556	437	1,662	2,267	133	159
MISSOURI	12,778	25,265	1,695	1,668	10,851	22,115	495	771	481	1,121	1,055	734	1,446	2,029	145	163
MONTANA	3,281	6,366	487	526	2,778	5,547	159	248	105	244	282	224	398	575	46	54
NEBRASKA	5,188	10,174	469	445	4,574	9,188	167	248	116	263	246	136	498	723	56	61
NEVADA	11,803	24,275	983	1,238	10,675	22,225	468	823	329	759	443	338	799	1,292	72	77
NEW HAMPSHIRE	2,357	4,600	373	370	1,913	3,864	123	198	74	171	197	125	370	566	53	46
NEW JERSEY	4,544	8,942	866	880	3,343	7,067	229	426	191	406	526	314	1,010	1,469	111	139
NEW MEXICO	6,879	13,401	842	987	5,981	11,940	324	569	216	495	434	321	682	965	84	97
NEW YORK	9,299	17,491	1,937	1,543	6,803	13,710	340	484	441	1,001	1,329	793	2,055	2,780	268	266
NORTH CAROLINA	46,340	101,269	6,321	8,811	41,030	91,379	2,928	5,766	2,109	5,334	2,957	2,552	3,201	4,556	436	493
NORTH DAKOTA	1,813	3,352	140	118	1,528	2,946	35	51	50	109	76	42	235	297	29	25
OHIO	13,211	25,676	2,058	1,619	11,274	22,565	457	614	444	982	1,421	852	1,493	2,129	180	153
OKLAHOMA	15,874	32,967	1,746	2,154	13,574	29,039	662	1,266	490	1,181	951	706	1,810	2,747	133	181
OREGON	5,663	10,680	1,042	1,072	4,613	9,054	299	510	165	351	635	416	885	1,275	108	146
PENNSYLVANIA	12,591	24,082	1,938	1,673	9,827	19,818	442	659	455	1,021	1,239	763	2,309	3,243	257	251
PUERTO RICO	4,366	7,009	773	491	1,722	3,869	60	91	359	643	614	321	2,285	2,497	99	80
RHODE ISLAND	1,226	2,371	163	127	900	1,860	19	31	60	138	111	65	266	372	33	31
SOUTH CAROLINA	24,701	50,970	3,203	4,006	20,912	44,749	1,318	2,448	977	2,325	1,472	1,130	2,812	3,896	413	428
SOUTH DAKOTA	2,980	5,540	282	260	2,541	4,857	103	141	72	153	139	84	367	530	40	35
TENNESSEE	22,874	47,392	2,986	3,340	19,513	41,723	948	1,660	945	2,285	1,762	1,400	2,416	3,385	276	280
TEXAS	102,390	223,887	11,619	13,338	91,547	202,580	3,811	6,853	4,623	11,624	7,213	5,756	6,220	9,683	595	729
UTAH	5,655	11,140	590	561	4,745	9,665	151	241	144	321	383	248	766	1,154	56	72
VERMONT	910	1,707	178	145	627	1,302	26	54	30	64	131	75	253	341	21	16
VIRGIN ISLANDS	160	288	6	6	115	222	0	0	3	8	5	5	42	58	1	1
VIRGINIA	63,509	136,508	3,969	5,348	59,160	127,933	2,061	3,714	1,852	4,494	1,683	1,365	2,497	4,082	225	269
WASHINGTON	26,052	52,032	2,869	3,394	23,701	47,669	1,187	1,970	770	1,842	1,521	1,204	1,581	2,521	161	220
WEST VIRGINIA	3,662	7,163	584	645	2,911	6,012	198	350	119	269	309	211	632	881	77	84
WISCONSIN	6,136	11,709	1,140	863	4,926	9,850	181	250	172	386	723	424	1,038	1,473	236	189
WYOMING	2,050	3,888	169	163	1,766	3,441	57	86	66	146	96	62	218	301	16	16
OTHER	10,063	21,450	582	676	9,517	20,267	281	418	304	751	292	247	242	432	9	11
TOTAL	800,325	\$1,656,976	94,289	\$104,919	696,688	\$1,478,290	33,608	\$57,681	29,416	\$70,059	52,304	\$37,946	74,221	\$108,627	8,377	\$9,293

Number of Military Retirees by Country* as of September 30, 2022 (Payment in Thousands)

Country	----- DOD -----			----- ARMY -----			----- NAVY -----			----- MARINES -----			----- AIR FORCE -----		
	Number Retired	Paid By DOD	Monthly Payment	Number Retired	Paid By DOD	Monthly Payment	Number Retired	Paid By DOD	Monthly Payment	Number Retired	Paid By DOD	Monthly Payment	Number Retired	Paid By DOD	Monthly Payment
Afghanistan	5	5	11	2	2	6	1	1	2	0	0	0	2	2	4
Albania	2	1	2	1	0	0	1	1	2	0	0	0	0	0	0
American Samoa	337	300	539	268	233	392	39	38	81	14	13	34	16	16	33
Anguilla	1	1	5	1	1	5	0	0	0	0	0	0	0	0	0
Antigua and Barbuda	2	2	3	1	1	2	1	1	1	0	0	0	0	0	0
Argentina	7	7	12	2	2	4	2	2	3	0	0	0	3	3	5
Aruba	1	1	2	0	0	0	1	1	2	0	0	0	0	0	0
Australia	497	481	1,400	94	86	264	192	189	536	42	41	123	169	165	478
Austria	34	30	108	11	9	34	7	7	23	4	3	10	12	11	41
Bahamas, The	6	6	20	0	0	0	6	6	20	0	0	0	0	0	0
Bahrain	148	146	434	17	16	45	103	102	311	6	6	21	22	22	56
Bangladesh	1	1	2	0	0	0	0	0	0	0	0	0	1	1	2
Barbados	11	11	21	5	5	9	2	2	3	1	1	2	3	3	8
Belgium	264	253	944	113	106	420	28	28	94	15	13	53	108	106	376
Belize	13	12	30	7	7	15	4	3	10	0	0	0	2	2	5
Bermuda	8	8	21	2	2	9	6	6	12	0	0	0	0	0	0
Bolivia	8	8	20	3	3	6	2	2	5	0	0	0	3	3	8
Bosnia and Herzegovina	3	3	7	1	1	2	2	2	5	0	0	0	0	0	0
Brazil	28	23	48	14	10	16	6	5	11	1	1	3	7	7	17
British Indian Ocean Terr.	5	5	11	0	0	0	4	4	9	0	0	0	1	1	2
British Virgin Islands	2	2	2	2	2	2	0	0	0	0	0	0	0	0	0
Bulgaria	11	11	24	6	6	13	2	2	3	0	0	0	3	3	7
Burkina Faso	2	0	0	2	0	0	0	0	0	0	0	0	0	0	0
Cambodia	8	8	21	0	0	0	3	3	10	3	3	9	2	2	1
Canada	512	476	1,170	151	139	326	173	162	405	42	32	76	146	143	363
Cape Verde	1	1	2	0	0	0	0	0	0	1	1	2	0	0	0
Cayman Islands	2	2	5	1	1	2	0	0	0	0	0	0	1	1	3
Chile	14	11	36	7	6	18	1	1	2	3	2	7	3	2	9
China	6	5	8	3	2	3	3	3	5	0	0	0	0	0	0
Colombia	55	49	142	31	26	71	7	7	27	4	3	7	13	13	37
Congo (Democratic Rep.)	1	1	7	0	0	0	0	0	0	0	0	0	1	1	7
Costa Rica	50	45	113	24	22	60	6	5	14	5	4	11	15	14	28
Croatia	12	12	39	9	9	26	0	0	0	2	2	9	1	1	5
Cuba	37	36	105	7	7	19	21	20	63	1	1	3	8	8	21
Cyprus	7	6	19	1	0	0	1	1	2	1	1	4	4	4	13
Czech Republic	20	19	48	12	11	30	2	2	4	0	0	0	6	6	14
Denmark	43	40	121	11	9	24	11	11	33	5	4	17	16	16	46
Dominica	1	1	2	0	0	0	0	0	0	0	0	0	1	1	2
Dominican Republic	20	20	39	15	15	30	2	2	2	0	0	0	3	3	7
Ecuador	27	23	56	14	11	28	10	9	22	0	0	0	3	3	6
Egypt	8	7	21	3	2	7	2	2	5	1	1	4	2	2	4
El Salvador	13	11	33	10	8	23	1	1	6	0	0	0	2	2	4
Estonia	6	6	24	1	1	3	4	4	18	0	0	0	1	1	3
Ethiopia	1	1	5	1	1	5	0	0	0	0	0	0	0	0	0
Fed. States Of Micronesia	30	22	46	23	16	26	2	2	3	4	3	13	1	1	4
Finland	22	21	65	5	5	14	5	4	11	4	4	13	8	8	28
France	128	125	445	58	56	203	26	26	101	8	7	27	36	36	114
Gabon	1	1	7	0	0	0	1	1	7	0	0	0	0	0	0
Gambia, The	1	1	4	0	0	0	1	1	4	0	0	0	0	0	0
Georgia, The	7	6	15	5	4	10	1	1	2	1	1	3	0	0	0
Germany	7,309	6,954	20,302	4,824	4,557	12,915	282	276	912	146	139	580	2,057	1,982	5,895
Ghana	5	4	9	3	3	5	2	1	4	0	0	0	0	0	0
Greece	73	70	217	20	20	66	11	10	24	5	3	10	37	37	117
Greenland	2	2	5	0	0	0	0	0	0	0	0	0	2	2	5
Grenada	3	3	3	3	3	3	0	0	0	0	0	0	0	0	0
Guam	2,251	2,092	4,905	930	817	1,771	664	646	1,659	84	77	225	573	552	1,251
Guatemala	7	7	17	4	4	9	1	1	2	2	2	6	0	0	0
Guyana	2	2	3	1	1	2	0	0	0	0	0	0	1	1	1
Haiti	4	3	16	2	1	2	1	1	7	0	0	0	1	1	7
Honduras	34	33	82	22	21	52	2	2	3	2	2	6	8	8	20
Hong Kong	14	14	54	3	3	13	4	4	16	2	2	8	5	5	18
Hungary	31	30	108	19	18	57	2	2	6	2	2	10	8	8	34
Iceland	17	16	48	0	0	0	8	8	22	1	1	2	8	7	23
India	3	1	3	2	0	0	0	0	0	0	0	0	1	1	3
Indonesia	33	32	97	15	14	48	9	9	26	3	3	9	6	6	13

*Excludes the United States. Includes U.S. Territories.

Number of Military Retirees by Country* as of September 30, 2022 (Payment in Thousands)

Country	----- DOD -----			----- ARMY -----			----- NAVY -----			----- MARINES -----			----- AIR FORCE -----		
	Number Retired	Paid By DOD	Monthly Payment	Number Retired	Paid By DOD	Monthly Payment	Number Retired	Paid By DOD	Monthly Payment	Number Retired	Paid By DOD	Monthly Payment	Number Retired	Paid By DOD	Monthly Payment
Iraq	2	2	7	1	1	3	1	1	4	0	0	0	0	0	0
Ireland	80	76	215	30	29	73	16	16	48	8	7	16	26	24	78
Israel	50	50	137	27	27	82	11	11	25	4	4	9	8	8	23
Italy	1,080	1,037	3,147	398	376	1,216	304	298	881	24	24	74	354	339	975
Jamaica	9	7	20	4	3	6	1	1	2	3	2	6	1	1	7
Japan	3,227	3,101	8,859	332	307	928	1,189	1,168	3,304	641	626	1,916	1,065	1,000	2,710
Jordan	8	7	22	3	3	6	1	0	0	1	1	5	3	3	11
Kenya	7	6	9	3	2	3	2	2	2	0	0	0	2	2	4
Kosovo	3	2	7	2	1	2	0	0	0	0	0	0	1	1	5
Kuwait	47	44	122	24	23	68	10	10	22	4	3	14	9	8	19
Kyrgyzstan	1	1	2	0	0	0	0	0	0	0	0	0	1	1	2
Latvia	8	8	40	6	6	34	0	0	0	0	0	0	2	2	6
Liberia	1	1	2	0	0	0	0	0	0	1	1	2	0	0	0
Lithuania	8	8	20	1	1	3	1	1	3	1	1	2	5	5	12
Luxembourg	23	23	68	6	6	18	0	0	0	1	1	4	16	16	46
Macau	1	1	3	1	1	3	0	0	0	0	0	0	0	0	0
Macedonia	2	2	11	1	1	2	1	1	9	0	0	0	0	0	0
Malaysia	14	12	38	2	1	2	4	4	11	2	2	7	6	5	17
Mali	2	2	11	1	1	6	0	0	0	0	0	0	1	1	5
Malta	7	7	16	2	2	5	3	3	4	1	1	4	1	1	3
Marshall Islands	26	24	68	11	10	30	7	7	22	0	0	0	8	7	16
Mauritius	2	1	1	2	1	1	0	0	0	0	0	0	0	0	0
Mexico	89	75	188	44	34	80	21	19	48	5	3	10	19	19	50
Midway Islands	1	1	5	1	1	5	0	0	0	0	0	0	0	0	0
Moldova	2	2	4	2	2	4	0	0	0	0	0	0	0	0	0
Morocco	12	10	32	6	5	12	3	3	14	0	0	0	3	2	6
Netherlands	202	193	511	68	62	168	9	9	21	3	3	8	122	119	314
Netherlands Antilles	4	4	9	0	0	0	1	1	1	1	1	2	2	2	6
New Zealand	119	117	319	18	16	41	53	53	144	9	9	27	39	39	107
Nicaragua	7	5	13	4	2	7	1	1	1	1	1	3	1	1	3
Nigeria	1	0	0	0	0	0	1	0	0	0	0	0	0	0	0
North Korea	1	1	0	1	1	0	0	0	0	0	0	0	0	0	0
Northern Mariana Islands	107	95	208	72	63	132	14	13	40	9	7	14	12	12	22
Norway	54	54	162	10	10	30	19	19	60	6	6	20	19	19	53
Oman	4	4	7	0	0	0	1	1	2	0	0	0	3	3	6
Pakistan	6	6	16	1	1	2	3	3	8	0	0	0	2	2	5
Palau	10	9	21	7	6	14	1	1	2	2	2	4	0	0	0
Panama	194	185	441	145	137	342	15	15	24	11	11	20	23	22	55
Paraguay	6	5	15	3	2	7	0	0	0	1	1	4	2	2	4
Peru	27	26	71	18	17	47	4	4	13	1	1	2	4	4	9
Philippines	3,200	3,095	7,089	485	449	1,036	1,994	1,944	4,353	107	103	298	614	599	1,402
Pitcairn Islands	2	2	4	0	0	0	1	1	2	0	0	0	1	1	2
Poland	42	40	139	23	22	77	5	5	14	5	5	21	9	8	26
Portugal	72	70	203	14	12	43	21	21	65	3	3	8	34	34	88
Puerto Rico	12,786	10,867	15,074	10,997	9,307	12,299	491	432	864	118	68	140	1,180	1,060	1,771
Qatar	21	21	48	6	6	16	1	1	2	0	0	0	14	14	31
Romania	19	18	54	9	9	32	2	2	4	1	1	3	7	6	15
Russia	3	2	7	0	0	0	1	0	0	0	0	0	2	2	7
Rwanda	1	0	0	1	0	0	0	0	0	0	0	0	0	0	0
Samoa	2	2	5	0	0	0	0	0	0	1	1	2	1	1	3
Sao Tome & Principe	1	1	2	1	1	2	0	0	0	0	0	0	0	0	0
Saudi Arabia	55	52	151	21	19	66	6	6	8	1	1	5	27	26	73
Senegal	13	12	43	5	5	20	6	5	14	1	1	3	1	1	6
Seychelles	2	2	8	0	0	0	2	2	8	0	0	0	0	0	0
Singapore	72	72	248	7	7	25	46	46	168	3	3	7	16	16	48
Slovakia	8	7	30	3	2	9	0	0	0	1	1	3	4	4	18
Slovenia	4	4	10	1	1	2	0	0	0	1	1	1	2	2	7
South Africa	19	19	62	10	10	26	5	5	16	1	1	2	3	3	18
South Korea	1,523	1,461	4,233	908	866	2,575	74	72	222	28	27	90	513	496	1,346
Spain	668	649	1,785	66	60	184	312	306	846	17	17	45	273	266	711
Sri Lanka	1	1	1	0	0	0	0	0	0	0	0	0	1	1	1
St. Kitts and Nevis	1	1	2	0	0	0	0	0	0	0	0	0	1	1	2
St. Lucia	6	5	11	2	1	2	1	1	2	1	1	4	2	2	3
St. Vincent and Grenadines	1	1	2	0	0	0	0	0	0	0	0	0	1	1	2
Sweden	53	51	164	13	13	32	17	17	64	4	4	15	19	17	53

*Excludes the United States. Includes U.S. Territories.

Number of Military Retirees by Country* as of September 30, 2022 (Payment in Thousands)

Country	----- DOD -----			----- ARMY -----			----- NAVY -----			----- MARINES -----			----- AIR FORCE -----		
	Number Retired	Paid By DOD	Monthly Payment	Number Retired	Paid By DOD	Monthly Payment	Number Retired	Paid By DOD	Monthly Payment	Number Retired	Paid By DOD	Monthly Payment	Number Retired	Paid By DOD	Monthly Payment
Switzerland	46	44	152	19	19	51	10	10	33	3	3	11	14	12	57
Taiwan	24	22	56	8	6	13	9	9	23	1	1	1	6	6	19
Tanzania	3	3	9	2	2	3	1	1	5	0	0	0	0	0	0
Thailand	509	497	1,357	142	137	380	132	131	383	30	27	80	205	202	514
Timor-Leste	1	1	4	0	0	0	1	1	4	0	0	0	0	0	0
Trinidad and Tobago	20	15	32	11	9	17	2	1	2	1	1	3	6	4	11
Tunisia	6	6	14	4	4	9	0	0	0	0	0	0	2	2	5
Turkey	113	110	298	29	27	90	8	8	23	2	2	3	74	73	181
Turks and Caicos Islands	1	1	1	1	1	1	0	0	0	0	0	0	0	0	0
Uganda	2	2	8	0	0	0	0	0	0	1	1	6	1	1	3
Ukraine	7	5	16	2	1	2	1	1	2	1	1	5	3	2	8
United Arab Emirates	45	45	157	17	17	58	8	8	36	5	5	21	15	15	43
United Kingdom	2,047	1,970	5,305	193	180	540	290	284	797	41	38	106	1,523	1,468	3,862
Uruguay	2	2	9	0	0	0	2	2	9	0	0	0	0	0	0
Uzbekistan	2	2	8	1	1	2	1	1	6	0	0	0	0	0	0
Vatican City	1	1	1	0	0	0	0	0	0	0	0	0	1	1	1
Vietnam	20	19	51	9	9	27	3	3	7	1	1	3	7	6	14
Virgin Islands	511	477	1,019	386	358	714	52	48	113	14	12	33	59	59	159
Wake Island	1	1	1	1	1	1	0	0	0	0	0	0	0	0	0
Zambia	1	1	5	1	1	5	0	0	0	0	0	0	0	0	0
Armed Forces Europe	29	28	84	6	6	20	10	10	26	1	1	2	12	11	36
Armed Forces Pacific	17	16	38	1	1	1	14	13	31	0	0	0	2	2	5
TOTAL	39,654	36,473	\$84,982	21,454	19,036	\$38,874	6,904	6,692	\$17,431	1,549	1,427	\$4,399	9,747	9,318	\$24,277

*Excludes the United States. Includes U.S. Territories.

Number of Military Retirees Receiving Retired Pay as of September 30, 2022 by Rank and Current Age

CURRENT AGE	DOD TOTAL ALL RETIREES INCLUDING RESERVE RETIRED																									
	TOTAL	UNK	O-10	O-9	O-8	O-7	O-6	O-5	O-4	O-3	O-2	O-1	W-5	W-4	W-3	W-2	W-1	E-9	E-8	E-7	E-6	E-5	E-4	E-3	E-2	E-1
17	0	0	0	0	0	0	0	0	0	0	0	0	0	0	0	0	0	0	0	0	0	0	0	0	0	0
18	0	0	0	0	0	0	0	0	0	0	0	0	0	0	0	0	0	0	0	0	0	0	0	0	0	0
19	11	0	0	0	0	0	0	0	0	0	0	0	0	0	0	0	0	0	0	0	0	0	0	7	1	3
20	34	0	0	0	0	0	0	0	0	0	0	0	0	0	0	0	0	0	0	0	0	5	21	7	1	
21	108	0	0	0	0	0	0	0	0	0	0	0	0	0	0	0	0	0	0	0	0	0	31	58	18	1
22	203	0	0	0	0	0	0	0	0	0	0	0	0	0	0	0	0	0	0	0	5	95	84	15	4	
23	234	0	0	0	0	0	0	0	0	0	0	3	0	0	0	0	0	0	0	0	1	28	113	73	12	4
24	330	0	0	0	0	0	0	0	0	1	3	10	0	0	0	1	0	0	0	0	1	51	173	76	11	3
25	389	0	0	0	0	0	0	0	0	0	19	9	0	0	0	0	0	0	0	0	4	88	172	81	13	3
26	504	1	0	0	0	0	0	0	0	2	46	9	0	0	0	0	0	0	0	0	22	124	223	59	16	2
27	507	0	0	0	0	0	0	0	0	20	36	16	0	0	0	0	0	0	0	0	29	141	193	57	12	3
28	645	1	0	0	0	0	0	0	0	52	48	18	0	0	0	1	0	0	0	0	56	141	244	65	16	3
29	798	1	0	0	0	0	0	0	0	63	44	6	0	0	0	3	0	0	1	6	78	209	285	79	18	5
30	1,034	1	0	0	0	0	0	0	0	85	45	4	0	0	1	0	2	0	0	7	109	277	394	87	13	9
31	1,413	0	0	0	0	0	0	0	3	121	37	12	0	0	1	0	1	0	1	16	160	397	502	129	23	10
32	1,791	2	0	0	0	0	0	0	7	142	55	7	0	0	1	8	0	0	0	37	230	518	585	164	28	7
33	2,168	3	0	0	0	0	0	0	21	185	49	7	0	0	0	5	1	0	0	52	284	671	675	171	30	14
34	2,526	2	0	0	0	0	0	0	22	176	35	7	0	0	0	9	2	0	3	95	372	825	752	170	31	25
35	3,101	2	0	0	0	0	0	1	30	191	46	3	0	0	4	26	5	0	6	132	563	1,025	850	168	29	20
36	3,619	3	0	0	0	0	0	0	53	222	27	4	0	1	6	17	5	0	17	213	722	1,207	910	172	25	15
37	4,277	3	0	0	0	0	0	0	71	258	38	9	0	0	16	27	7	1	29	311	929	1,358	916	234	48	22
38	5,755	0	0	0	0	0	0	0	104	238	38	8	0	11	44	54	4	5	226	1,068	1,450	1,435	854	179	22	15
39	8,830	0	0	0	0	0	0	5	170	315	33	3	0	29	118	83	5	25	757	2,546	2,443	1,379	758	137	16	8
40	11,743	0	0	0	0	0	0	6	224	392	32	7	3	46	203	132	5	58	1,211	3,931	3,386	1,293	677	97	24	16
41	13,937	0	0	0	0	0	1	25	295	429	38	2	1	64	275	158	4	134	1,652	4,985	4,072	1,131	555	93	17	6
42	16,943	0	0	0	0	0	0	221	546	537	50	3	1	127	364	160	9	227	2,058	6,046	5,018	1,039	459	56	15	7
43	19,260	0	0	0	0	0	6	574	786	572	24	5	10	149	405	199	6	312	2,378	7,075	5,320	970	396	60	9	4
44	20,632	0	0	0	0	0	3	944	1,072	587	21	5	12	173	414	210	6	444	2,660	7,352	5,408	933	339	37	7	5
45	22,309	0	0	0	0	0	21	1,158	1,349	625	29	2	14	206	465	195	6	504	2,915	7,920	5,577	915	335	53	10	10
46	22,701	0	0	0	0	0	63	1,452	1,471	616	23	5	16	256	454	207	7	602	2,986	7,948	5,408	886	256	36	5	4
47	24,664	0	0	0	0	0	165	1,771	1,728	652	25	2	20	327	450	174	3	762	3,269	8,579	5,447	982	249	38	14	7
48	25,992	0	0	0	0	0	342	1,871	1,918	696	25	4	24	336	444	161	2	888	3,482	8,903	5,636	977	210	51	14	8
49	28,159	0	0	0	0	1	526	2,241	2,051	737	25	3	62	374	470	122	3	1,150	3,755	9,527	5,793	1,044	216	46	10	3
50	29,949	0	0	0	0	4	656	2,390	2,230	700	34	2	80	474	407	146	3	1,386	4,064	9,957	6,045	1,080	233	43	10	5
51	33,831	0	0	0	1	6	911	2,849	2,573	744	44	7	91	538	474	129	1	1,651	4,613	11,314	6,556	1,018	220	62	21	8
52	34,378	0	0	0	1	15	1,203	3,053	2,613	754	30	5	111	586	458	110	3	1,813	4,596	11,286	6,442	994	238	50	13	4
53	33,887	0	0	1	4	20	1,435	3,030	2,528	682	28	3	103	530	362	113	3	1,871	4,485	11,098	6,421	895	224	34	11	6
54	35,412	1	0	1	4	20	1,591	3,044	2,260	657	29	5	129	543	407	119	4	1,962	4,655	11,924	6,957	822	211	47	16	4
55	37,177	0	0	5	18	41	1,847	3,228	2,173	585	34	6	162	518	407	122	8	2,003	4,774	12,545	7,513	923	206	32	21	6
56	39,632	0	0	4	30	44	2,021	3,443	2,142	516	34	2	148	542	493	115	3	2,181	5,001	13,477	8,220	945	216	34	15	6
57	42,349	0	0	11	35	56	2,176	3,641	2,078	505	24	4	180	564	496	169	3	2,438	5,590	14,228	8,938	981	173	39	11	9
58	46,193	0	2	19	65	70	2,392	3,979	2,366	563	32	3	209	559	501	168	0	2,567	6,002	15,007	9,743	1,071	202	50	18	5
59	48,942	0	0	19	64	68	2,439	4,105	2,396	525	27	5	198	595	521	173	4	2,875	6,269	16,297	10,676	1,418	202	42	12	12
60	61,686	0	4	24	80	98	2,832	5,328	3,043	824	75	5	234	668	503	228	5	3,189	7,449	19,039	14,350	3,182	443	43	28	12
61	66,256	0	5	29	86	113	3,172	5,406	3,369	918	79	10	234	649	553	260	2	3,243	7,671	19,813	15,818	4,164	557	68	24	13
62	65,312	0	9	38	83	98	3,091	5,068	3,412	980	93	14	230	606	579	281	4	3,136	7,428	19,166	15,921	4,439	541	62	21	12
63	64,103	0	10	37	85	109	3,041	5,118	3,408	1,109	79	17	219	595	601	309	9	3,076	7,335	18,453	15,391	4,475	522	67	26	12
64	62,265	0	7	39	116	89	3,103	5,154	3,703	1,080	87	12	207	524	529	284	5	2,948	7,169	17,465	14,805	4,232	587	70	37	13
65	61,334	0	7	42	94	100	3,228	5,355	3,812	1,191	80	14	205	554	522	284	2	2,658	7,193	17,189	13,942	4,185	557	67	42	11
66	59,509	0	10	34	94	89	3,176	5,404	3,946	1,242	67	12	183	532	573	270	4	2,787	6,972	16,329	13,247	3,872	505	92	45	24
67	57,903	0	9	26	94	92	3,115	5,532	4,028	1,275	61	10	167	495	533	228	7	2,726	6,780	15,888	12,649	3,566	479	77	51	15
68	55,956	0	8	30	82	91	3,018	5,524	3,899	1,261	67	18	147	503	592	244	1	2,679	6,684	15,536	11,681	3,309	445	79	37	21
69	56,050	0	9	30	96	101	3,164	5,490	4,072	1,291	51	13	153	567	611	251	2	2,829	6,871	15,338	11,406	3,140	418	78	52	17
70	55,765	0	14	44	73	92	2,985	5,635	4,040	1,287	57	13	144	581	583	243	6	2,991	6,975	15,240	11,154	3,007	448	99	41	13
71	53,389	0	8	35	92	87	2,996	5,453	3,930	1,278	65	9	180	657	621	249	4	2,960	6,943	14,314	10,150	2,740	460	113	32	13
72	53,843	0	7	27	93	105	3,243	5,736	3,975	1,241	63	13	205	803	572	296	3	3,104	7,138	14,206	9,678	2,500	621	158	43	13
73	57,502	0	6	32	98	98	3,572	6,527	4,427	1,310	71	11	242	1,006	706	337	13	3,351	7,839	14,899	9,597	2,359	727	202	56	16
74	57,898	0	8	37	112	116	3,786	6,916	4,326	1,323	87	10	240	1,140	664	367	5	3,506	7,884	14,913	9,010	2,357	786	248	47	10
75	62,088	0	10	41	137</																					

Number of Military Retirees Receiving Retired Pay as of September 30, 2022 by Rank and Current Age

CURRENT AGE	DOD TOTAL																						ALL RETIREES INCLUDING RESERVE RETIRED									
	TOTAL	UNK	O-10	O-9	O-8	O-7	O-6	O-5	O-4	O-3	O-2	O-1	W-5	W-4	W-3	W-2	W-1	E-9	E-8	E-7	E-6	E-5	E-4	E-3	E-2	E-1						
76	45,905	0	20	34	101	118	3,836	6,490	3,290	1,020	115	8	162	899	519	234	9	2,962	6,171	11,006	6,773	1,552	433	119	30	4						
77	38,805	0	13	35	78	93	3,543	5,795	2,715	776	131	4	108	715	390	205	3	2,532	5,162	9,322	5,567	1,255	260	80	16	7						
78	36,535	0	8	28	85	109	3,354	5,486	2,520	721	94	3	97	653	369	184	5	2,636	4,910	8,899	5,136	972	196	53	14	3						
79	37,580	0	10	23	82	98	3,606	5,414	2,647	821	85	7	73	665	402	209	4	2,763	5,050	9,326	5,184	892	159	45	11	4						
80	32,440	0	12	34	72	100	2,949	4,286	2,311	719	77	7	47	523	336	181	3	2,378	4,448	8,384	4,611	778	132	34	14	4						
81	28,429	0	6	20	87	100	2,716	3,564	2,145	686	48	9	50	467	292	158	7	2,176	3,768	7,312	4,044	635	92	35	11	1						
82	26,211	0	7	25	86	96	2,567	3,330	1,982	664	45	1	28	432	264	149	4	2,004	3,352	6,666	3,867	533	61	34	8	6						
83	24,430	0	4	18	62	75	2,349	3,187	1,781	621	33	2	30	411	238	122	0	1,814	3,056	6,258	3,695	601	48	19	5	1						
84	23,756	0	5	25	61	91	2,249	2,887	1,570	556	36	4	20	395	283	134	3	1,838	2,991	6,020	3,851	658	43	26	8	2						
85	21,905	0	6	15	72	76	2,057	2,673	1,397	470	27	0	24	341	230	104	3	1,670	2,538	5,644	3,825	666	42	19	3	3						
86	19,609	0	9	18	70	61	1,740	2,352	1,279	393	21	4	14	298	213	116	5	1,492	2,298	5,103	3,387	651	57	19	7	2						
87	16,974	0	9	9	67	72	1,769	2,103	1,130	325	21	2	5	270	200	97	6	1,170	1,999	4,141	2,866	628	48	21	14	2						
88	14,397	0	6	18	49	56	1,522	2,036	991	244	21	2	1	218	132	84	2	959	1,554	3,421	2,485	528	28	30	10	0						
89	12,255	0	3	9	63	45	1,389	1,854	956	196	13	1	2	189	93	95	4	811	1,349	2,759	1,883	467	37	23	13	1						
90	10,474	0	1	10	51	44	1,168	1,492	787	161	17	1	0	162	105	77	0	798	1,219	2,407	1,545	341	43	27	17	1						
91	8,963	1	3	12	37	29	1,062	1,248	713	154	23	4	0	127	83	69	2	718	1,116	1,940	1,206	330	39	30	17	0						
92	7,274	0	5	4	36	31	855	1,048	581	164	27	2	0	118	60	55	5	589	908	1,555	923	242	35	23	7	1						
93	5,122	0	0	6	29	21	608	754	427	110	17	3	0	94	45	41	1	421	628	1,107	614	143	26	22	5	0						
94	3,469	0	3	11	28	18	419	508	277	57	11	1	0	63	30	30	2	305	397	719	432	128	16	11	3	0						
95	1,996	0	0	5	11	6	237	256	159	47	9	2	0	26	19	6	4	147	221	434	293	101	8	4	1	0						
96	1,379	0	0	1	12	9	164	219	153	33	6	1	0	17	13	8	2	104	142	275	152	55	9	4	0	0						
97	1,074	0	0	1	7	5	147	187	180	27	6	2	0	12	7	1	3	86	76	174	100	43	8	2	0	0						
98	835	0	0	1	6	4	102	201	133	32	10	2	0	7	7	0	0	57	56	127	68	16	4	2	0	0						
99	523	0	0	0	5	6	71	118	84	21	3	6	0	9	3	1	1	26	35	79	34	18	3	0	0	0						
100+	879	0	0	3	4	6	147	237	145	30	18	7	0	12	6	4	2	24	45	105	61	19	2	0	2	0						
UNK	7	0	0	0	0	0	0	1	1	0	0	0	0	0	0	0	0	0	0	4	1	0	0	0	0	0						
TOTAL	1,998,452	21	263	970	2,998	3,321	110,518	192,699	127,571	42,281	3,333	502	5,467	25,774	22,461	10,188	277	105,376	247,649	570,949	396,636	96,221	25,205	5,681	1,510	581						
AVG	65.2	37.0	74.9	72.8	73.8	72.8	71.2	68.9	66.8	64.2	61.9	57.9	65.1	67.4	63.7	64.9	63.5	68.4	65.6	64.1	63.5	61.8	52.2	52.4	57.2	53.7						

OFFICERS AVG: 68.1

ENLISTED AVG: 64.1

Number of Military Retirees Receiving Retired Pay as of September 30, 2022 by Rank and Current Age

Table with columns: CURRENT AGE, DOD TOTAL, ALL RETIREES EXCLUDING RESERVE RETIRED, and 24 rank categories (E-1 to O-10). Rows represent current ages from 17 to 75.

Number of Military Retirees Receiving Retired Pay as of September 30, 2022 by Rank and Current Age

CURRENT AGE	DOD TOTAL																	ALL RETIREES EXCLUDING RESERVE RETIRED									
	TOTAL	UNK	O-10	O-9	O-8	O-7	O-6	O-5	O-4	O-3	O-2	O-1	W-5	W-4	W-3	W-2	W-1	E-9	E-8	E-7	E-6	E-5	E-4	E-3	E-2	E-1	
76	27,762	0	20	32	49	47	2,202	3,465	2,267	786	103	3	75	464	387	186	3	2,063	4,029	7,226	3,311	552	342	118	29	3	
77	23,510	0	13	34	42	32	1,937	3,075	1,886	565	118	2	59	368	297	163	1	1,810	3,410	6,204	2,799	411	186	77	16	5	
78	22,839	0	8	26	47	45	1,927	3,001	1,792	533	80	1	36	334	257	145	1	1,945	3,316	6,125	2,739	278	134	53	14	2	
79	24,130	0	10	23	42	44	2,068	3,001	1,933	661	71	6	31	364	290	164	2	2,122	3,528	6,514	2,853	239	106	43	11	4	
80	21,570	0	12	34	40	42	1,649	2,324	1,674	577	66	5	19	301	241	142	1	1,887	3,253	6,107	2,808	252	86	32	14	4	
81	19,790	0	6	19	52	50	1,630	2,006	1,638	579	39	3	21	294	230	126	1	1,770	2,848	5,534	2,610	232	55	35	11	1	
82	18,569	0	7	25	48	51	1,566	2,028	1,544	556	38	1	9	246	200	120	1	1,611	2,531	5,075	2,601	228	36	34	8	5	
83	17,259	0	4	18	36	36	1,408	1,987	1,353	485	21	0	10	238	188	87	0	1,428	2,275	4,791	2,576	267	27	18	5	1	
84	16,950	0	5	25	37	47	1,335	1,835	1,170	413	27	3	4	197	226	110	1	1,438	2,165	4,665	2,830	361	21	26	8	1	
85	15,926	0	6	15	46	34	1,257	1,769	1,053	368	19	0	3	148	188	82	0	1,280	1,877	4,381	2,937	410	28	19	3	3	
86	14,247	0	9	18	42	35	1,040	1,524	952	284	16	3	2	152	169	92	2	1,140	1,676	3,952	2,627	448	36	19	7	2	
87	12,331	0	9	9	43	44	1,073	1,381	841	234	17	1	2	107	157	78	2	867	1,454	3,199	2,283	458	35	21	14	2	
88	10,718	0	6	18	27	29	940	1,386	762	172	19	2	0	103	104	73	0	728	1,133	2,704	2,042	410	20	30	10	0	
89	9,081	0	3	9	36	22	855	1,237	687	135	9	1	0	95	69	84	0	639	1,000	2,211	1,543	375	34	23	13	1	
90	7,733	0	1	10	34	17	711	974	558	112	14	1	0	71	90	68	0	597	926	1,919	1,272	273	40	27	17	1	
91	6,578	1	3	12	23	11	634	829	505	92	16	3	0	57	60	54	0	533	837	1,552	1,002	272	35	30	17	0	
92	5,217	0	5	4	23	17	462	653	372	98	22	2	0	41	44	48	3	437	694	1,238	785	207	31	23	7	1	
93	3,760	0	0	6	21	13	348	476	278	60	13	3	0	39	37	37	1	337	493	889	536	121	25	22	5	0	
94	2,572	0	3	11	19	14	237	336	181	32	11	1	0	22	20	28	2	245	312	583	379	108	14	11	3	0	
95	1,473	0	0	5	9	5	136	152	92	24	7	1	0	14	16	5	1	118	177	351	256	91	8	4	1	0	
96	946	0	0	1	11	6	101	130	70	9	4	1	0	7	12	7	1	85	102	212	125	49	9	4	0	0	
97	698	0	0	1	3	4	89	110	75	8	5	2	0	8	6	1	3	67	49	136	83	39	7	2	0	0	
98	510	0	0	1	5	3	69	104	47	12	9	2	0	2	4	0	0	40	43	94	55	14	4	2	0	0	
99	336	0	0	0	2	5	48	66	39	6	3	6	0	3	2	1	1	21	24	62	29	15	3	0	0	0	
100+	558	0	0	3	2	2	90	127	62	20	15	7	0	10	3	2	2	21	39	84	48	17	2	0	2	0	
UNK	7	0	0	0	0	0	0	1	1	0	0	0	0	0	0	0	0	0	0	4	1	0	0	0	0	0	
TOTAL	1,561,770	21	263	951	1,791	1,704	73,190	130,059	98,917	33,938	2,593	370	4,017	18,498	19,690	8,861	177	85,439	199,893	480,183	310,894	62,447	20,258	5,594	1,499	523	
AVG	63.3	37.0	74.9	72.8	73.5	71.8	69.6	66.8	65.3	62.3	59.6	53.8	62.9	64.3	62.4	63.8	56.2	67.3	64.0	62.6	61.4	57.6	48.5	52.1	57.1	52.2	

OFFICERS AVG: 66.2

ENLISTED AVG: 62.3

Number of Military Retirees Receiving Retired Pay as of September 30, 2022 by Rank and Current Age

CURRENT AGE	DOD TOTAL NON DISABILITY INCLUDING RESERVE RETIRED																									
	TOTAL	UNK	O-10	O-9	O-8	O-7	O-6	O-5	O-4	O-3	O-2	O-1	W-5	W-4	W-3	W-2	W-1	E-9	E-8	E-7	E-6	E-5	E-4	E-3	E-2	E-1
17	0	0	0	0	0	0	0	0	0	0	0	0	0	0	0	0	0	0	0	0	0	0	0	0	0	0
18	0	0	0	0	0	0	0	0	0	0	0	0	0	0	0	0	0	0	0	0	0	0	0	0	0	0
19	0	0	0	0	0	0	0	0	0	0	0	0	0	0	0	0	0	0	0	0	0	0	0	0	0	0
20	0	0	0	0	0	0	0	0	0	0	0	0	0	0	0	0	0	0	0	0	0	0	0	0	0	0
21	0	0	0	0	0	0	0	0	0	0	0	0	0	0	0	0	0	0	0	0	0	0	0	0	0	0
22	0	0	0	0	0	0	0	0	0	0	0	0	0	0	0	0	0	0	0	0	0	0	0	0	0	0
23	0	0	0	0	0	0	0	0	0	0	0	0	0	0	0	0	0	0	0	0	0	0	0	0	0	0
24	0	0	0	0	0	0	0	0	0	0	0	0	0	0	0	0	0	0	0	0	0	0	0	0	0	0
25	0	0	0	0	0	0	0	0	0	0	0	0	0	0	0	0	0	0	0	0	0	0	0	0	0	0
26	0	0	0	0	0	0	0	0	0	0	0	0	0	0	0	0	0	0	0	0	0	0	0	0	0	0
27	0	0	0	0	0	0	0	0	0	0	0	0	0	0	0	0	0	0	0	0	0	0	0	0	0	0
28	0	0	0	0	0	0	0	0	0	0	0	0	0	0	0	0	0	0	0	0	0	0	0	0	0	0
29	0	0	0	0	0	0	0	0	0	0	0	0	0	0	0	0	0	0	0	0	0	0	0	0	0	0
30	0	0	0	0	0	0	0	0	0	0	0	0	0	0	0	0	0	0	0	0	0	0	0	0	0	0
31	0	0	0	0	0	0	0	0	0	0	0	0	0	0	0	0	0	0	0	0	0	0	0	0	0	0
32	0	0	0	0	0	0	0	0	0	0	0	0	0	0	0	0	0	0	0	0	0	0	0	0	0	0
33	5	0	0	0	0	0	0	0	0	0	0	0	0	0	0	0	0	0	0	3	2	0	0	0	0	0
34	15	0	0	0	0	0	0	0	0	0	0	0	0	0	0	0	0	0	8	7	0	0	0	0	0	0
35	44	0	0	0	0	0	0	0	1	0	0	0	0	0	0	2	1	0	1	18	21	0	0	0	0	0
36	85	0	0	0	0	0	0	0	0	1	0	0	0	0	2	2	1	0	2	46	31	0	0	0	0	0
37	162	0	0	0	0	0	0	0	2	2	0	0	0	0	2	5	0	0	11	91	49	0	0	0	0	0
38	1,479	0	0	0	0	0	0	0	11	15	0	0	0	10	29	24	0	2	178	726	465	19	0	0	0	0
39	4,368	0	0	0	0	0	0	0	56	56	0	0	0	23	99	37	1	20	653	2,093	1,292	36	2	0	0	0
40	7,222	0	0	0	0	0	0	1	113	100	1	0	3	36	175	84	3	46	1,069	3,370	2,150	65	5	1	0	0
41	9,610	0	0	0	0	0	0	12	173	174	2	0	0	54	230	97	3	105	1,448	4,337	2,906	66	3	0	0	0
42	12,722	0	0	0	0	0	0	204	393	266	4	0	1	113	296	103	4	175	1,835	5,343	3,874	106	5	0	0	0
43	15,284	0	0	0	0	0	3	553	635	309	3	0	10	128	337	147	3	259	2,141	6,314	4,308	119	14	1	0	0
44	16,872	0	0	0	0	0	3	910	907	358	1	0	10	149	340	144	2	392	2,391	6,610	4,453	191	11	0	0	0
45	18,649	0	0	0	0	0	19	1,105	1,177	427	3	0	13	173	390	155	3	444	2,614	7,127	4,698	268	29	2	0	0
46	19,463	0	0	0	0	0	60	1,403	1,316	423	5	0	15	222	389	169	3	547	2,746	7,193	4,582	360	27	2	0	1
47	21,453	0	0	0	0	0	159	1,697	1,530	465	4	0	20	287	384	132	3	693	3,021	7,812	4,724	485	34	1	0	2
48	22,920	0	0	0	0	0	332	1,795	1,736	516	7	0	24	294	376	132	2	831	3,196	8,153	4,947	556	17	3	1	2
49	24,970	0	0	0	0	1	514	2,153	1,857	521	4	0	57	351	395	94	2	1,060	3,483	8,773	5,092	590	19	1	1	2
50	26,803	0	0	0	0	3	633	2,286	2,029	528	7	0	74	433	358	108	2	1,319	3,781	9,230	5,337	650	20	3	1	1
51	30,683	0	0	0	1	6	888	2,741	2,363	528	16	0	79	509	422	102	1	1,554	4,329	10,575	5,920	599	37	10	0	3
52	31,252	0	0	0	1	15	1,166	2,926	2,375	560	10	0	105	540	417	83	3	1,711	4,299	10,582	5,815	612	25	2	2	3
53	31,224	0	0	1	4	20	1,404	2,930	2,333	506	8	1	98	498	335	92	2	1,764	4,216	10,532	5,877	566	34	3	0	0
54	32,925	1	0	1	4	20	1,573	2,920	2,117	499	11	2	121	508	370	98	3	1,859	4,394	11,356	6,516	526	21	2	3	0
55	34,821	0	0	5	18	41	1,812	3,123	2,028	470	16	1	156	493	380	106	6	1,899	4,539	12,028	7,072	605	15	4	0	4
56	37,368	0	0	4	30	44	1,971	3,320	1,997	409	15	0	143	508	447	107	3	2,098	4,810	13,030	7,752	656	18	3	0	3
57	40,252	0	0	11	35	54	2,123	3,528	1,969	409	6	0	172	532	470	153	3	2,363	5,364	13,788	8,545	701	20	2	0	4
58	43,964	0	2	19	65	70	2,344	3,855	2,254	466	10	0	198	525	473	153	0	2,482	5,777	15,116	9,321	803	26	2	0	3
59	46,795	0	0	19	64	68	2,402	3,997	2,272	432	13	0	193	557	496	162	3	2,784	6,058	15,827	10,291	1,119	26	4	1	7
60	59,699	0	4	24	80	98	2,801	5,236	2,962	726	51	2	225	653	477	215	5	3,115	7,227	18,617	13,964	2,914	289	5	2	7
61	64,334	0	5	29	86	113	3,131	5,317	3,298	826	55	9	226	617	536	251	2	3,174	7,500	19,413	15,441	3,874	410	11	3	7
62	63,514	0	9	38	83	98	3,058	4,976	3,342	894	77	8	228	583	564	273	3	3,080	7,250	18,799	15,553	4,180	399	13	0	6
63	62,472	0	10	36	85	109	3,010	5,050	3,339	1,028	64	11	213	579	584	294	9	3,010	7,180	18,143	15,075	4,234	395	7	1	6
64	60,776	0	7	39	116	89	3,084	5,089	3,647	991	76	9	203	510	515	277	5	2,905	7,016	17,142	14,571	4,038	425	12	3	6
65	59,833	0	7	42	94	100	3,203	5,292	3,740	1,100	72	9	201	540	513	273	2	2,618	7,049	16,898	13,659	3,988	415	9	2	7
66	58,035	0	10	34	94	88	3,148	5,339	3,898	1,160	53	10	183	517	565	258	4	2,740	6,839	16,009	12,995	3,690	380	13	0	8
67	56,527	0	9	26	94	92	3,096	5,484	3,972	1,169	54	7	163	480	527	218	7	2,694	6,654	15,618	12,389	3,409	346	13	0	6
68	54,517	0	8	30	82	91	3,000	5,459	3,835	1,181	52	9	144	490	575	242	1	2,646	6,569	15,253	11,397	3,127	309	7	0	10
69	54,644	0	9	30	95	101	3,139	5,431	4,009	1,203	40	8	151	556	598	246	2	2,792	6,768	15,075	11,145	2,970	265	7	1	3
70	54,334	0	14	44	73	91	2,970	5,576	3,987	1,214	40	8	141	567	576	237	5	2,953	6,851	14,982	10,899	2,832	263	4	1	6
71	51,949	0	8	35	92	87	2,976	5,414	3,866	1,207	51	8	177	642	609	236	4	2,921	6,815	14,096	9,911	2,569	216	3	1	5
72	52,000	0	7	27	93	105	3,225	5,679	3,909	1,163	53	6	205	786	557	273	3	3,060	6,988	13,960	9,436	2,268	191	3	0	3
73	55,339	0	6	32	98	97	3,554	6,494	4,368	1,216	45	4	239	987	690	309	7	3,298	7,704	14,638	9,350	2,026	165	6	1	5
74	55,520	0	8	37	112	114	3,766	6,863	4,266	1,220	48	2	238	1,126	644	334	2	3,459	7,757	14,648	8,771	1,942	155	6	0	2
75	59,737	0	10	41	137	128	4,555	8,248	4,488	1,308	52	9	239	1,200	699	358	9	3,797	8,280	15,228	8,948	1,859	135	6	1	2

Number of Military Retirees Receiving Retired Pay as of September 30, 2022 by Rank and Current Age

CURRENT AGE	DOD TOTAL NON DISABILITY INCLUDING RESERVE RETIRED																									
	TOTAL	UNK	O-10	O-9	O-8	O-7	O-6	O-5	O-4	O-3	O-2	O-1	W-5	W-4	W-3	W-2	W-1	E-9	E-8	E-7	E-6	E-5	E-4	E-3	E-2	E-1
76	44,238	0	20	34	100	118	3,814	6,448	3,240	879	25	5	161	886	508	212	8	2,920	6,074	10,825	6,597	1,257	102	1	3	1
77	37,565	0	13	35	78	93	3,526	5,749	2,670	646	44	2	107	708	377	189	2	2,499	5,080	9,165	5,429	1,063	82	6	0	2
78	35,509	0	8	28	85	109	3,344	5,449	2,485	584	23	2	95	644	363	172	4	2,594	4,840	8,759	5,016	832	69	1	0	3
79	36,596	0	10	23	82	98	3,584	5,357	2,605	673	34	1	73	657	390	202	4	2,717	4,969	9,203	5,057	798	57	2	0	0
80	31,621	0	12	34	71	100	2,930	4,252	2,275	621	33	2	46	513	332	175	3	2,345	4,387	8,271	4,488	681	48	2	0	0
81	27,753	0	6	20	87	100	2,705	3,521	2,110	614	28	6	50	462	286	151	7	2,135	3,698	7,201	3,955	571	40	0	0	0
82	25,647	0	7	25	86	96	2,545	3,295	1,939	601	27	0	28	423	257	143	4	1,980	3,292	6,584	3,790	489	30	3	0	3
83	23,997	0	4	18	62	75	2,330	3,162	1,743	572	27	2	30	405	236	120	0	1,785	3,010	6,190	3,630	571	24	1	0	0
84	23,292	0	5	25	61	91	2,219	2,858	1,534	511	20	1	20	392	280	131	3	1,814	2,958	5,942	3,774	625	26	0	1	1
85	21,538	0	6	15	72	76	2,048	2,651	1,363	439	22	0	24	334	226	102	3	1,645	2,505	5,582	3,770	633	21	1	0	0
86	19,284	0	9	17	70	61	1,728	2,333	1,256	373	14	2	13	295	208	115	5	1,473	2,277	5,045	3,343	617	28	2	0	0
87	16,661	0	9	9	67	72	1,752	2,093	1,104	301	12	1	5	268	195	95	6	1,152	1,979	4,095	2,826	593	27	0	0	0
88	14,111	0	6	18	49	56	1,507	2,019	982	227	12	0	1	218	130	80	2	947	1,537	3,371	2,433	500	15	1	0	0
89	11,969	0	3	9	63	45	1,379	1,835	934	183	7	0	2	188	91	93	4	798	1,329	2,722	1,846	426	11	1	0	0
90	10,187	0	1	10	51	43	1,155	1,481	767	147	10	0	0	159	104	75	0	789	1,196	2,362	1,504	317	16	0	0	0
91	8,695	0	2	12	37	28	1,054	1,235	699	145	19	1	0	126	80	68	2	710	1,093	1,892	1,167	315	10	0	0	0
92	7,044	0	5	4	36	31	850	1,033	568	160	20	1	0	116	60	52	5	582	883	1,511	895	224	7	1	0	0
93	4,924	0	0	6	29	20	598	735	414	108	10	0	0	94	45	40	1	406	616	1,077	580	134	9	2	0	0
94	3,349	0	3	11	28	17	416	502	269	54	6	0	0	62	28	29	2	297	384	697	419	117	8	0	0	0
95	1,926	0	0	5	11	6	234	245	159	43	6	2	0	26	19	6	4	145	214	421	278	96	6	0	0	0
96	1,337	0	0	1	12	8	162	212	149	32	3	1	0	17	13	8	2	101	139	268	146	55	7	1	0	0
97	1,034	0	0	1	7	5	144	181	177	26	4	1	0	12	7	1	1	84	71	166	99	40	7	0	0	0
98	808	0	0	1	6	4	102	195	131	30	3	0	0	7	7	0	0	55	54	126	67	15	4	1	0	0
99	502	0	0	0	5	6	70	118	83	19	1	1	0	8	3	1	0	25	34	77	33	17	1	0	0	0
100+	813	0	0	3	4	6	138	229	141	19	9	0	0	11	6	4	1	23	43	101	57	16	2	0	0	0
UNK	7	0	0	0	0	0	0	1	1	0	0	0	0	0	0	0	0	0	0	4	1	0	0	0	0	0
TOTAL	1,865,047	1	262	968	2,995	3,307	109,456	189,595	122,368	34,053	1,448	154	5,323	24,807	21,092	9,049	200	102,690	239,465	550,257	370,751	70,620	5,823	197	29	137
AVG	66.1	54.0	74.8	72.8	73.8	72.8	71.3	69.0	67.3	67.1	70.4	70.1	65.3	67.8	64.4	66.5	68.6	68.6	65.9	64.4	64.4	67.1	66.9	65.3	63.1	63.9

OFFICERS AVG: 68.7

ENLISTED AVG: 65.1

Number of Military Retirees Receiving Retired Pay as of September 30, 2022 by Rank and Current Age

CURRENT AGE	DOD TOTAL NON DISABILITY EXCLUDING RESERVE RETIRED																									
	TOTAL	UNK	O-10	O-9	O-8	O-7	O-6	O-5	O-4	O-3	O-2	O-1	W-5	W-4	W-3	W-2	W-1	E-9	E-8	E-7	E-6	E-5	E-4	E-3	E-2	E-1
17	0	0	0	0	0	0	0	0	0	0	0	0	0	0	0	0	0	0	0	0	0	0	0	0	0	0
18	0	0	0	0	0	0	0	0	0	0	0	0	0	0	0	0	0	0	0	0	0	0	0	0	0	0
19	0	0	0	0	0	0	0	0	0	0	0	0	0	0	0	0	0	0	0	0	0	0	0	0	0	0
20	0	0	0	0	0	0	0	0	0	0	0	0	0	0	0	0	0	0	0	0	0	0	0	0	0	0
21	0	0	0	0	0	0	0	0	0	0	0	0	0	0	0	0	0	0	0	0	0	0	0	0	0	0
22	0	0	0	0	0	0	0	0	0	0	0	0	0	0	0	0	0	0	0	0	0	0	0	0	0	0
23	0	0	0	0	0	0	0	0	0	0	0	0	0	0	0	0	0	0	0	0	0	0	0	0	0	0
24	0	0	0	0	0	0	0	0	0	0	0	0	0	0	0	0	0	0	0	0	0	0	0	0	0	0
25	0	0	0	0	0	0	0	0	0	0	0	0	0	0	0	0	0	0	0	0	0	0	0	0	0	0
26	0	0	0	0	0	0	0	0	0	0	0	0	0	0	0	0	0	0	0	0	0	0	0	0	0	0
27	0	0	0	0	0	0	0	0	0	0	0	0	0	0	0	0	0	0	0	0	0	0	0	0	0	0
28	0	0	0	0	0	0	0	0	0	0	0	0	0	0	0	0	0	0	0	0	0	0	0	0	0	0
29	0	0	0	0	0	0	0	0	0	0	0	0	0	0	0	0	0	0	0	0	0	0	0	0	0	0
30	0	0	0	0	0	0	0	0	0	0	0	0	0	0	0	0	0	0	0	0	0	0	0	0	0	0
31	0	0	0	0	0	0	0	0	0	0	0	0	0	0	0	0	0	0	0	0	0	0	0	0	0	0
32	0	0	0	0	0	0	0	0	0	0	0	0	0	0	0	0	0	0	0	0	0	0	0	0	0	0
33	5	0	0	0	0	0	0	0	0	0	0	0	0	0	0	0	0	0	0	3	2	0	0	0	0	0
34	15	0	0	0	0	0	0	0	0	0	0	0	0	0	0	0	0	0	8	7	0	0	0	0	0	0
35	44	0	0	0	0	0	0	0	1	0	0	0	0	0	0	2	1	0	1	18	21	0	0	0	0	0
36	85	0	0	0	0	0	0	0	0	1	0	0	0	0	2	2	1	0	2	46	31	0	0	0	0	0
37	162	0	0	0	0	0	0	0	2	2	0	0	0	0	2	5	0	0	11	91	49	0	0	0	0	0
38	1,479	0	0	0	0	0	0	0	11	15	0	0	0	10	29	24	0	2	178	726	465	19	0	0	0	0
39	4,368	0	0	0	0	0	0	0	56	56	0	0	0	23	99	37	1	20	653	2,093	1,292	36	2	0	0	0
40	7,222	0	0	0	0	0	0	1	113	100	1	0	3	36	175	84	3	46	1,069	3,370	2,150	65	5	1	0	0
41	9,610	0	0	0	0	0	0	12	173	174	2	0	0	54	230	97	3	105	1,448	4,337	2,906	66	3	0	0	0
42	12,722	0	0	0	0	0	0	204	393	266	4	0	1	113	296	103	4	175	1,835	5,343	3,874	106	5	0	0	0
43	15,284	0	0	0	0	0	3	553	635	309	3	0	10	128	377	147	3	259	2,141	6,314	4,308	119	14	1	0	0
44	16,872	0	0	0	0	0	3	910	907	358	1	0	10	149	340	144	2	392	2,391	6,610	4,453	191	11	0	0	0
45	18,649	0	0	0	0	0	19	1,105	1,177	427	3	0	13	173	390	155	3	444	2,614	7,127	4,698	268	29	2	0	2
46	19,463	0	0	0	0	0	60	1,403	1,316	423	5	0	15	222	389	169	3	547	2,746	7,193	4,582	360	27	2	0	1
47	21,453	0	0	0	0	0	159	1,697	1,530	465	4	0	20	287	384	132	3	693	3,021	7,812	4,724	485	34	1	0	2
48	22,920	0	0	0	0	0	332	1,736	1,516	516	7	0	24	294	376	132	2	831	3,196	8,153	4,947	556	17	3	1	2
49	24,970	0	0	0	0	1	514	2,153	1,857	521	4	0	57	351	395	94	2	1,060	3,483	8,773	5,092	590	19	1	1	2
50	26,802	0	0	0	0	3	633	2,286	2,029	528	7	0	74	433	358	108	2	1,319	3,781	9,229	5,337	650	20	3	1	1
51	30,681	0	0	0	1	6	888	2,740	2,362	528	16	0	79	509	422	102	1	1,554	4,329	10,575	5,920	599	37	10	0	3
52	31,233	0	0	0	1	15	1,163	2,919	2,372	560	10	0	105	540	417	83	3	1,711	4,298	10,578	5,814	612	25	2	2	3
53	31,188	0	0	1	4	20	1,401	2,915	2,330	506	8	1	98	498	335	92	2	1,760	4,211	10,328	5,875	566	34	3	0	0
54	32,832	1	0	1	4	19	1,558	2,890	2,105	499	11	2	120	508	370	98	3	1,855	4,379	11,345	6,513	525	21	2	3	0
55	34,654	0	0	5	18	40	1,768	3,050	2,023	469	16	1	155	491	379	106	6	1,888	4,527	12,015	7,069	605	15	4	0	4
56	37,078	0	0	4	25	40	1,903	3,241	1,975	409	15	0	142	506	447	107	3	2,067	4,779	12,996	7,742	653	18	3	0	3
57	39,662	0	0	11	29	45	2,002	3,363	1,929	406	6	0	168	526	467	150	3	2,300	5,309	13,715	8,515	693	19	2	0	4
58	42,836	0	2	19	53	52	2,140	3,574	2,204	454	9	0	195	504	466	153	0	2,392	5,619	14,931	9,247	791	26	2	0	3
59	44,076	0	0	19	51	42	2,020	3,431	2,116	404	12	0	164	513	469	156	3	2,553	5,666	15,370	10,010	1,041	24	4	1	7
60	44,573	0	4	24	44	41	1,850	3,316	2,058	436	9	1	173	502	372	156	2	2,381	5,512	15,302	10,866	1,487	30	3	2	2
61	45,899	0	5	28	44	50	2,006	3,191	2,169	493	10	0	163	437	424	188	0	2,472	5,556	15,357	11,337	1,942	21	4	0	2
62	45,121	0	9	35	50	53	2,019	2,939	2,220	536	15	1	173	410	434	204	1	2,366	5,362	14,813	11,325	2,130	17	7	0	2
63	44,594	0	10	34	57	52	1,960	3,012	2,229	647	18	0	151	398	458	234	4	2,341	5,459	14,337	10,949	2,220	21	1	0	2
64	43,182	0	7	38	69	47	1,982	3,006	2,493	610	19	0	161	366	431	224	3	2,281	5,259	13,544	10,547	2,064	22	5	1	3
65	42,117	0	7	41	53	50	2,080	3,184	2,511	698	18	1	154	406	423	230	1	2,004	5,264	13,263	9,706	1,987	27	3	1	5
66	40,497	0	10	34	58	42	1,915	3,245	2,594	755	16	1	135	363	485	220	2	2,099	5,095	12,494	9,094	1,816	18	3	0	3
67	39,869	0	9	25	58	46	1,929	3,411	2,749	747	17	1	127	360	454	188	2	2,118	5,051	12,226	8,712	1,616	17	4	0	2
68	38,701	0	8	30	49	50	1,884	3,428	2,665	775	25	0	102	352	487	195	0	2,061	5,030	12,105	7,987	1,432	21	2	0	5
69	37,785	0	9	30	53	47	1,979	3,302	2,789	823	20	0	104	382	525	206	0	2,117	5,098	11,608	7,400	1,274	22	4	1	0
70	36,384	0	14	43	44	41	1,812	3,349	2,729	801	21	0	92	399	493	186	0	2,196	4,910	11,152	6,911	1,159	28	1	0	3
71	33,831	0	8	35	59	42	1,838	3,213	2,620	808	26	1	98	417	512	187	0	2,124	4,792	10,128	5,937	964	19	0	1	2
72	32,725	0	7	27	53	45	1,951	3,229	2,637	790	25	1	131	484	454	220	1	2,167	4,702	9,755	5,242	785	17	0	0	2
73	33,974	0	6	31	45	44	2,105	3,444	2,872	846	17	1	131	572	561	247	3	2,306	5,177	10,044	4,900	604	13	2	0	3
74	33,282	0	8	36	54	53	2,189	3,662	2,787	848	17	1	138	573	507	274	1	2,376	4,982	9,877	4,389	497	10	2	0	1
75	35,215	0	10	40	75	54	2,543	4,342	2,964	921	24	3	122	649	518	278	1	2,601	5,409	9,905	4,337	396	16	6	0	1

Number of Military Retirees Receiving Retired Pay as of September 30, 2022 by Rank and Current Age

CURRENT AGE	DOD TOTAL NON DISABILITY EXCLUDING RESERVE RETIRED																									
	TOTAL	UNK	O-10	O-9	O-8	O-7	O-6	O-5	O-4	O-3	O-2	O-1	W-5	W-4	W-3	W-2	W-1	E-9	E-8	E-7	E-6	E-5	E-4	E-3	E-2	E-1
76	26,095	0	20	32	48	47	2,180	3,423	2,217	645	13	0	74	451	376	164	2	2,021	3,932	7,045	3,135	257	11	0	2	0
77	22,270	0	13	34	42	32	1,920	3,029	1,841	435	31	0	58	361	284	147	0	1,777	3,328	6,047	2,661	219	8	3	0	0
78	21,813	0	8	26	47	45	1,917	2,964	1,757	396	9	0	34	325	251	133	0	1,903	3,246	5,985	2,619	138	7	1	0	2
79	23,146	0	10	23	42	44	2,046	2,944	1,891	513	20	0	31	356	278	157	2	2,076	3,447	6,391	2,726	145	4	0	0	0
80	20,751	0	12	34	39	42	1,630	2,290	1,638	479	22	0	18	291	237	136	1	1,854	3,192	5,994	2,685	155	2	0	0	0
81	19,114	0	6	19	52	50	1,619	1,963	1,603	507	19	0	21	289	224	119	1	1,729	2,778	5,423	2,521	168	3	0	0	0
82	18,005	0	7	25	48	51	1,544	1,993	1,501	493	20	0	9	237	193	114	1	1,587	2,471	4,993	2,524	184	5	3	0	2
83	16,826	0	4	18	36	36	1,389	1,962	1,315	436	15	0	10	232	186	85	0	1,399	2,229	4,723	2,511	237	3	0	0	0
84	16,486	0	5	25	37	47	1,305	1,806	1,134	368	11	0	4	194	223	107	1	1,414	2,132	4,587	2,753	328	4	0	1	0
85	15,559	0	6	15	46	34	1,248	1,747	1,019	337	14	0	3	141	184	80	0	1,255	1,844	4,319	2,882	377	7	1	0	0
86	13,922	0	9	17	42	35	1,028	1,505	929	264	9	1	1	149	164	91	2	1,121	1,655	3,894	2,583	414	7	2	0	0
87	12,018	0	9	9	43	44	1,056	1,371	815	210	8	0	2	105	152	76	2	849	1,434	3,153	2,243	423	14	0	0	0
88	10,432	0	6	18	27	29	925	1,369	753	155	10	0	0	103	102	69	0	716	1,116	2,654	1,990	382	7	1	0	0
89	8,795	0	3	9	36	22	845	1,218	665	122	3	0	0	94	67	82	0	626	980	2,174	1,506	334	8	1	0	0
90	7,446	0	1	10	34	16	698	963	538	98	7	0	0	68	89	66	0	588	903	1,874	1,231	249	13	0	0	0
91	6,310	0	2	12	23	10	626	816	491	83	12	0	0	56	57	53	0	525	814	1,504	963	257	6	0	0	0
92	4,987	0	5	4	23	17	457	638	359	94	15	1	0	39	44	45	3	430	669	1,194	757	189	3	1	0	0
93	3,562	0	0	6	21	12	338	457	265	58	6	0	0	39	37	36	1	322	481	859	502	112	8	2	0	0
94	2,452	0	3	11	19	13	234	330	173	29	6	0	0	21	18	27	2	237	299	561	366	97	6	0	0	0
95	1,403	0	0	5	9	5	133	141	92	20	4	1	0	14	16	5	1	116	170	338	241	86	6	0	0	0
96	904	0	0	1	11	5	99	123	66	8	1	1	0	7	12	7	1	82	99	205	119	49	7	1	0	0
97	658	0	0	1	3	4	86	104	72	7	3	1	0	8	6	1	1	65	44	128	82	36	6	0	0	0
98	483	0	0	1	5	3	69	98	45	10	2	0	0	2	4	0	0	38	41	93	54	13	4	1	0	0
99	315	0	0	0	2	5	47	66	38	4	1	1	0	2	2	1	0	20	23	60	28	14	1	0	0	0
100+	492	0	0	3	2	2	81	119	58	9	6	0	0	9	3	2	1	20	37	80	44	14	2	0	0	0
UNK	7	0	0	0	0	0	0	1	1	0	0	0	0	0	0	0	0	0	0	4	1	0	0	0	0	0
TOTAL	1,428,365	1	262	949	1,788	1,690	72,128	126,955	93,714	25,710	708	22	3,873	17,531	18,321	7,722	100	82,753	191,709	459,491	285,009	36,846	876	110	18	79
AVG	64.3	54.0	74.8	72.8	73.5	71.8	69.7	66.9	65.8	65.5	71.0	73.5	63.0	64.6	63.1	65.4	60.9	67.5	64.3	62.9	62.4	64.9	62.9	63.4	60.9	61.4

OFFICERS AVG: 66.8

ENLISTED AVG: 63.5

Number of Military Retirees Receiving Retired Pay as of September 30, 2022 by Rank and Current Age

DOD TOTAL DISABILITY ONLY

CURRENT AGE	TOTAL	UNK	O-10	O-9	O-8	O-7	O-6	O-5	O-4	O-3	O-2	O-1	W-5	W-4	W-3	W-2	W-1	E-9	E-8	E-7	E-6	E-5	E-4	E-3	E-2	E-1
17	0	0	0	0	0	0	0	0	0	0	0	0	0	0	0	0	0	0	0	0	0	0	0	0	0	0
18	0	0	0	0	0	0	0	0	0	0	0	0	0	0	0	0	0	0	0	0	0	0	0	0	0	0
19	11	0	0	0	0	0	0	0	0	0	0	0	0	0	0	0	0	0	0	0	0	0	0	7	1	3
20	34	0	0	0	0	0	0	0	0	0	0	0	0	0	0	0	0	0	0	0	0	0	5	21	7	1
21	108	0	0	0	0	0	0	0	0	0	0	0	0	0	0	0	0	0	0	0	0	0	31	58	18	1
22	203	0	0	0	0	0	0	0	0	0	0	0	0	0	0	0	0	0	0	0	0	5	95	84	15	4
23	234	0	0	0	0	0	0	0	0	0	0	3	0	0	0	0	0	0	0	0	1	28	113	73	12	4
24	330	0	0	0	0	0	0	0	0	1	3	10	0	0	0	1	0	0	0	0	1	51	173	76	11	3
25	389	0	0	0	0	0	0	0	0	0	19	9	0	0	0	0	0	0	0	0	4	88	172	81	13	3
26	504	1	0	0	0	0	0	0	0	2	46	9	0	0	0	0	0	0	0	0	22	124	223	59	16	2
27	507	0	0	0	0	0	0	0	0	20	36	16	0	0	0	0	0	0	0	0	29	141	193	57	12	3
28	645	1	0	0	0	0	0	0	0	52	48	18	0	0	0	1	0	0	0	0	56	141	244	65	16	3
29	798	1	0	0	0	0	0	0	0	63	44	6	0	0	0	3	0	0	1	6	78	209	285	79	18	5
30	1,034	1	0	0	0	0	0	0	0	85	45	4	0	0	1	3	0	2	0	7	109	277	394	87	13	9
31	1,413	2	0	0	0	0	0	0	3	121	37	12	0	0	1	0	1	0	1	16	160	397	502	129	23	10
32	1,791	2	0	0	0	0	0	0	7	142	55	7	0	0	1	8	0	0	0	37	230	518	585	164	28	7
33	2,163	3	0	0	0	0	0	0	21	185	49	7	0	0	0	5	1	0	0	49	282	671	675	171	30	14
34	2,511	2	0	0	0	0	0	0	0	22	176	35	7	0	0	9	2	0	3	87	365	825	752	170	31	25
35	3,057	2	0	0	0	0	0	1	29	191	46	3	0	0	4	24	4	0	5	114	542	1,025	850	168	29	20
36	3,534	3	0	0	0	0	0	0	53	221	27	4	0	1	4	15	4	0	15	167	691	1,207	910	172	25	15
37	4,115	3	0	0	0	0	0	0	69	256	38	9	0	0	14	22	7	1	18	220	880	1,358	916	234	48	22
38	4,276	0	0	0	0	0	0	0	93	223	38	8	0	1	15	30	4	3	48	342	985	1,416	854	179	22	15
39	4,462	0	0	0	0	0	0	5	114	259	33	3	0	6	19	46	4	5	104	453	1,151	1,343	756	137	16	8
40	4,521	0	0	0	0	0	0	5	111	292	31	7	0	10	28	48	2	12	142	561	1,236	1,228	672	96	24	16
41	4,327	0	0	0	0	0	1	13	122	255	36	2	1	10	45	61	1	29	204	648	1,166	1,065	552	93	17	6
42	4,221	0	0	0	0	0	0	17	153	271	46	3	0	14	68	57	5	52	223	703	1,144	933	454	56	15	7
43	3,976	0	0	0	0	0	3	21	151	263	21	5	0	21	68	52	3	53	237	761	1,012	851	382	59	9	4
44	3,760	0	0	0	0	0	0	34	165	229	20	5	2	24	74	66	4	52	269	742	955	742	328	37	7	5
45	3,660	0	0	0	0	0	2	53	172	198	26	2	1	33	75	40	3	60	301	793	879	647	306	51	10	8
46	3,238	0	0	0	0	0	3	49	155	193	18	5	1	34	65	38	4	55	240	755	826	526	229	34	5	3
47	3,211	0	0	0	0	0	6	74	198	187	21	2	0	40	66	42	0	69	248	767	723	497	215	37	14	5
48	3,072	0	0	0	0	0	10	76	182	180	18	4	0	42	68	29	0	57	286	750	689	421	193	48	13	6
49	3,189	0	0	0	0	0	12	88	194	216	21	3	5	23	75	28	1	90	272	754	701	454	197	45	9	1
50	3,146	0	0	0	0	1	23	104	201	172	27	2	6	41	49	38	1	67	283	727	708	430	213	40	9	4
51	3,148	0	0	0	0	0	23	108	210	216	28	7	12	29	52	27	0	97	284	739	636	419	183	52	21	5
52	3,126	0	0	0	0	0	37	127	238	194	20	5	6	46	41	27	0	102	297	704	627	382	213	48	11	1
53	2,663	0	0	0	0	0	31	100	195	176	20	2	5	32	27	21	1	107	269	566	544	329	190	31	11	6
54	2,487	0	0	0	0	0	18	124	143	158	18	3	8	35	37	21	1	103	261	568	441	296	190	45	13	4
55	2,356	0	0	0	0	0	35	105	145	115	18	5	6	25	27	16	2	104	235	517	441	318	191	28	21	2
56	2,264	0	0	0	0	0	50	123	145	107	19	2	5	34	46	8	0	83	191	447	468	289	198	31	15	3
57	2,097	0	0	0	0	2	53	113	109	96	18	4	8	32	26	16	0	75	226	440	393	280	153	37	11	5
58	2,229	0	0	0	0	0	48	124	112	97	22	3	11	34	28	15	0	85	225	491	422	268	176	48	18	2
59	2,147	0	0	0	0	0	37	108	124	93	14	5	5	38	25	11	1	91	211	470	385	299	176	38	11	5
60	1,987	0	0	0	0	0	31	92	81	98	24	3	9	15	26	13	0	74	222	422	386	268	154	38	26	5
61	1,922	0	0	0	0	0	41	89	71	92	24	1	8	32	17	9	0	69	171	400	377	290	147	57	21	6
62	1,798	0	0	0	0	0	33	92	70	86	16	6	2	23	15	8	1	56	178	367	368	259	142	49	21	6
63	1,631	0	0	1	0	0	31	68	69	81	15	6	6	16	17	15	0	66	155	310	316	241	127	60	25	6
64	1,489	0	0	0	0	0	19	65	56	89	11	3	4	14	14	7	0	43	153	323	234	194	162	58	34	6
65	1,501	0	0	0	0	0	25	63	72	91	8	5	4	14	9	11	0	40	144	291	283	197	142	58	40	4
66	1,474	0	0	0	0	1	28	65	48	82	14	2	0	15	8	12	0	47	133	320	252	182	125	79	45	16
67	1,376	0	0	0	0	0	19	48	56	106	7	3	4	15	6	10	0	32	126	270	260	157	133	64	51	9
68	1,439	0	0	0	0	0	18	65	64	80	15	9	3	13	17	2	0	33	115	283	284	182	136	72	37	11
69	1,406	0	0	0	1	0	25	59	63	88	11	5	2	11	13	5	0	37	103	263	261	170	153	71	51	14
70	1,431	0	0	0	0	1	15	59	53	73	17	5	3	14	7	6	1	38	124	258	255	175	185	95	40	7
71	1,440	0	0	0	0	0	20	39	64	71	14	1	3	15	12	13	0	39	128	218	239	171	244	110	31	8
72	1,843	0	0	0	0	0	18	57	66	78	10	7	0	17	15	23	0	44	150	246	242	232	430	155	43	10
73	2,163	0	0	0	0	1	18	33	59	94	26	7	3	19	16	28	6	53	135	261	247	333	562	196	55	11
74	2,378	0	0	0	0	2	20	53	60	103	39	8	2	14	20	33	3	47	127	265	239	415	631	242	47	8
75	2,351	0	0	0	0	1	17	48	59	170	78	12	3	23	20	19	1	57	94	264	257	387	598	199	34	10

Number of Military Retirees Receiving Retired Pay as of September 30, 2022 by Rank and Current Age

DOD TOTAL DISABILITY ONLY

CURRENT AGE	TOTAL	UNK	O-10	O-9	O-8	O-7	O-6	O-5	O-4	O-3	O-2	O-1	W-5	W-4	W-3	W-2	W-1	E-9	E-8	E-7	E-6	E-5	E-4	E-3	E-2	E-1
76	1,667	0	0	0	1	0	22	42	50	141	90	3	1	13	11	22	1	42	97	181	176	295	331	118	27	3
77	1,240	0	0	0	0	0	17	46	45	130	87	2	1	7	13	16	1	33	82	157	138	192	178	74	16	5
78	1,026	0	0	0	0	0	10	37	35	137	71	1	2	9	6	12	1	42	70	140	120	140	127	52	14	0
79	984	0	0	0	0	0	22	57	42	148	51	6	0	8	12	7	0	46	81	123	127	94	102	43	11	4
80	819	0	0	0	1	0	19	34	36	98	44	5	1	10	4	6	0	33	61	113	123	97	84	32	14	4
81	676	0	0	0	0	0	11	43	35	72	20	3	0	5	6	7	0	41	70	111	89	64	52	35	11	1
82	564	0	0	0	0	0	22	35	43	63	18	1	0	9	7	6	0	24	60	82	77	44	31	31	8	3
83	433	0	0	0	0	0	19	25	38	49	6	0	0	6	2	2	0	29	46	68	65	30	24	18	5	1
84	464	0	0	0	0	0	30	29	36	45	16	3	0	3	3	3	0	24	33	78	77	33	17	26	7	1
85	367	0	0	0	0	0	9	22	34	31	5	0	0	7	4	2	0	25	33	62	55	33	21	18	3	3
86	325	0	0	1	0	0	12	19	23	20	7	2	1	3	5	1	0	19	21	58	44	34	29	17	7	2
87	313	0	0	0	0	0	17	10	26	24	9	1	0	2	5	2	0	18	20	46	40	35	21	21	14	2
88	286	0	0	0	0	0	15	17	9	17	9	2	0	0	2	4	0	12	17	50	52	28	13	29	10	0
89	286	0	0	0	0	0	10	19	22	13	6	1	0	1	2	2	0	13	20	37	37	41	26	22	13	1
90	287	0	0	0	0	1	13	11	20	14	7	1	0	3	1	2	0	9	23	45	41	24	27	27	17	1
91	268	1	1	0	0	1	8	13	14	9	4	3	0	1	3	1	0	8	23	48	39	15	29	30	17	0
92	230	0	0	0	0	0	5	15	13	4	7	1	0	2	0	3	0	7	25	44	28	18	28	22	7	1
93	198	0	0	0	0	1	10	19	13	2	7	3	0	0	0	1	0	15	12	30	34	9	17	20	5	0
94	120	0	0	0	0	1	3	6	8	3	5	1	0	1	2	1	0	8	13	22	13	11	8	11	3	0
95	70	0	0	0	0	0	3	11	0	4	3	0	0	0	0	0	0	2	7	13	15	5	2	4	1	0
96	42	0	0	0	0	1	2	7	4	1	3	0	0	0	0	0	0	3	3	7	6	0	2	3	0	0
97	40	0	0	0	0	0	3	6	3	1	2	1	0	0	0	0	2	2	5	8	1	3	1	2	0	0
98	27	0	0	0	0	0	0	6	2	2	7	2	0	0	0	0	0	2	2	1	1	1	0	1	0	0
99	21	0	0	0	0	0	1	0	1	2	2	5	0	1	0	0	1	1	1	2	1	1	2	0	0	0
100+	66	0	0	0	0	0	9	8	4	11	9	7	0	1	0	0	1	1	2	4	4	3	0	0	2	0
UNK	0	0	0	0	0	0	0	0	0	0	0	0	0	0	0	0	0	0	0	0	0	0	0	0	0	0
TOTAL	133,405	20	1	2	3	14	1,062	3,104	5,203	8,228	1,885	348	144	967	1,369	1,139	77	2,686	8,184	20,692	25,885	25,601	19,382	5,484	1,481	444
AVG	51.7	36.2	91.0	74.5	75.0	75.7	66.9	62.2	55.5	52.4	55.3	52.6	59.2	58.1	53.1	52.5	50.2	61.1	57.3	54.6	50.2	47.1	47.8	51.9	57.1	50.6

OFFICERS AVG: 55.6

ENLISTED AVG: 50.9

Military Retirees Retired During FY2022 and Receiving Retired Pay by Rank and Age at Retirement

RETIRED AGE	DOD TOTAL										ALL RETIREES INCLUDING RESERVE RETIRED															
	TOTAL	UNK	O-10	O-9	O-8	O-7	O-6	O-5	O-4	O-3	O-2	O-1	W-5	W-4	W-3	W-2	W-1	E-9	E-8	E-7	E-6	E-5	E-4	E-3	E-2	E-1
17	0	0	0	0	0	0	0	0	0	0	0	0	0	0	0	0	0	0	0	0	0	0	0	0	0	0
18	2	0	0	0	0	0	0	0	0	0	0	0	0	0	0	0	0	0	0	0	0	0	0	0	0	1
19	19	0	0	0	0	0	0	0	0	0	0	0	0	0	0	0	0	0	0	0	0	0	2	12	3	2
20	44	0	0	0	0	0	0	0	0	0	0	0	0	0	0	0	0	0	0	0	0	0	13	23	7	1
21	86	0	0	0	0	0	0	0	0	0	0	1	0	0	0	0	0	0	0	0	0	1	40	43	2	0
22	138	0	0	0	0	0	0	0	0	0	0	1	0	0	0	0	0	0	0	0	0	10	79	41	5	2
23	111	0	0	0	0	0	0	0	0	1	0	4	0	0	0	1	0	0	0	2	20	57	25	1	0	
24	142	0	0	0	0	0	0	0	0	0	4	6	0	0	0	0	0	0	0	0	0	51	56	21	3	1
25	130	0	0	0	0	0	0	0	0	0	26	2	0	0	0	0	0	0	0	0	10	38	36	15	2	1
26	141	0	0	0	0	0	0	0	0	11	13	0	0	0	0	0	0	0	0	0	17	50	44	5	1	0
27	146	0	0	0	0	0	0	0	0	27	9	1	0	0	0	0	0	0	0	0	30	53	23	1	2	0
28	131	0	0	0	0	0	0	0	0	26	6	1	0	0	0	1	0	0	0	1	28	43	19	4	1	1
29	151	0	0	0	0	0	0	0	0	26	3	0	0	0	0	0	0	0	0	4	36	52	25	5	0	0
30	147	0	0	0	0	0	0	0	1	28	7	0	0	0	1	0	0	0	0	3	38	53	13	3	0	0
31	178	0	0	0	0	0	0	0	8	38	3	1	0	0	0	1	0	0	0	18	55	37	16	1	0	0
32	159	0	0	0	0	0	0	0	5	30	4	0	0	0	1	1	1	0	0	17	48	38	13	1	0	0
33	171	0	0	0	0	0	0	0	11	22	3	0	0	0	0	2	0	0	1	27	59	30	16	0	0	0
34	169	0	0	0	0	0	0	0	14	18	3	0	0	0	3	0	0	3	34	57	29	8	0	0	0	0
35	195	0	0	0	0	0	0	0	21	23	5	0	0	0	0	4	1	0	3	48	52	29	8	1	0	0
36	165	0	0	0	0	0	0	0	17	18	0	0	0	0	2	6	1	0	7	43	42	22	7	0	0	0
37	406	0	0	0	0	0	0	0	25	24	3	0	0	0	8	7	0	2	38	158	110	24	7	0	0	0
38	2,609	0	0	0	0	0	0	2	50	46	0	1	0	21	54	31	1	12	362	1,230	753	45	1	0	0	0
39	3,146	0	0	0	0	0	0	2	80	72	1	0	1	16	86	33	0	28	521	1,447	809	45	5	0	0	0
40	3,020	0	0	0	0	0	0	2	85	73	2	0	0	20	69	25	1	55	558	1,340	755	32	3	0	0	0
41	2,784	0	0	0	0	0	1	53	135	67	2	0	0	36	79	27	0	82	525	1,175	571	29	2	0	0	0
42	3,157	0	0	0	0	0	1	327	305	64	1	0	4	43	52	16	1	115	522	1,243	440	21	2	0	0	0
43	2,771	0	0	0	0	0	4	413	233	64	0	0	3	40	66	17	0	143	498	949	326	14	1	0	0	0
44	2,394	0	0	0	0	0	3	349	253	59	1	0	5	52	47	13	0	161	519	667	244	19	2	0	0	0
45	1,941	0	0	0	0	0	18	283	166	45	0	0	9	45	48	5	1	182	418	515	190	15	1	0	0	0
46	1,666	0	0	0	0	0	84	282	167	34	0	0	10	45	25	5	0	156	299	403	143	13	0	0	0	0
47	1,530	0	0	0	0	0	141	254	131	26	1	0	7	39	18	3	0	199	239	337	129	5	1	0	0	0
48	1,431	0	0	0	0	0	174	228	127	20	0	0	13	45	17	5	0	307	136	247	102	9	1	0	0	0
49	1,222	0	0	0	0	1	198	218	105	16	0	0	16	39	13	5	0	218	125	193	69	6	0	0	0	0
50	1,081	0	0	0	1	5	193	204	88	14	0	0	13	32	7	2	0	191	101	163	62	5	0	0	0	0
51	1,024	0	0	0	1	7	246	200	72	10	1	0	17	23	13	0	1	134	97	141	56	4	0	1	0	0
52	901	0	0	0	1	5	239	154	50	9	0	0	14	33	8	1	0	80	90	165	45	7	0	0	0	0
53	732	0	0	1	3	5	188	126	46	9	0	0	15	15	6	2	0	72	73	128	40	3	0	0	0	0
54	613	0	0	4	6	13	145	121	36	4	0	0	11	10	3	2	0	61	56	106	34	1	0	0	0	0
55	547	0	0	0	11	7	131	103	26	8	0	0	12	15	5	0	0	54	59	97	18	0	1	0	0	0
56	527	0	0	2	10	3	129	101	25	1	0	0	13	11	2	2	0	61	50	86	27	3	1	0	0	0
57	605	0	0	4	13	9	117	121	37	4	0	0	11	14	2	2	0	54	82	100	29	6	0	0	0	0
58	885	0	0	7	10	7	121	177	42	9	0	0	13	26	15	0	0	93	119	157	70	18	1	0	0	0
59	2,253	0	1	5	12	14	226	352	106	23	0	0	24	48	21	8	1	214	348	448	306	89	7	0	0	0
60	11,214	0	6	10	9	18	479	1,273	753	240	36	1	38	84	83	41	2	376	1,131	2,536	2,586	1,264	242	2	0	4
61	121	0	1	6	3	4	32	18	8	2	0	0	3	6	2	0	0	4	7	10	7	6	2	0	0	0
62	97	0	1	0	0	1	37	23	7	0	1	0	2	7	0	0	0	0	5	7	4	2	0	0	0	0
63	22	0	0	0	0	0	12	4	3	0	0	0	0	0	0	0	0	1	0	1	1	0	0	0	0	0
64	12	0	1	0	0	0	8	2	1	0	0	0	0	0	0	0	0	0	0	0	0	0	0	0	0	0
65	6	0	0	0	1	0	1	3	1	0	0	0	0	0	0	0	0	0	0	0	0	0	0	0	0	0
66	17	0	0	0	0	0	2	0	0	0	0	0	0	0	0	0	0	0	0	0	0	0	0	0	0	0
67	2	0	0	0	0	0	2	0	0	0	0	0	0	0	0	0	0	0	0	0	0	0	0	0	0	0
68	6	0	0	0	0	0	4	2	0	0	0	0	0	0	0	0	0	0	0	0	0	0	0	0	0	0
69	1	0	0	0	0	0	0	1	0	0	0	0	0	0	0	0	0	0	0	0	0	0	0	0	0	0
70+	0	0	0	0	0	0	0	0	0	0	0	0	0	0	0	0	0	0	0	0	0	0	0	0	0	0
UNK	2	0	0	0	0	0	0	0	0	0	0	0	0	0	0	0	0	0	0	1	1	0	0	0	0	0
TOT	51,170	0	10	39	82	99	2,946	5,402	3,240	1,211	135	18	254	765	753	271	11	3,055	6,992	14,245	8,401	2,241	755	204	28	13
AVG	48.0	0.0	60.6	58.4	56.3	56.2	53.8	51.7	49.1	44.2	37.8	27.3	53.4	49.4	45.4	44.5	45.3	50.2	47.3	46.3	47.6	49.8	37.6	23.1	22.1	33.6

OFFICERS AVG: 50.3

ENLISTED AVG: 47.0

Military Retirees Retired During FY2022 and Receiving Retired Pay by Rank and Age at Retirement

RETIRED AGE	DOD TOTAL										ALL RETIREES EXCLUDING RESERVE RETIRED															
	TOTAL	UNK	O-10	O-9	O-8	O-7	O-6	O-5	O-4	O-3	O-2	O-1	W-5	W-4	W-3	W-2	W-1	E-9	E-8	E-7	E-6	E-5	E-4	E-3	E-2	E-1
17	0	0	0	0	0	0	0	0	0	0	0	0	0	0	0	0	0	0	0	0	0	0	0	0	0	0
18	2	0	0	0	0	0	0	0	0	0	0	0	0	0	0	0	0	0	0	0	0	0	0	0	0	1
19	19	0	0	0	0	0	0	0	0	0	0	0	0	0	0	0	0	0	0	0	0	0	2	12	3	2
20	44	0	0	0	0	0	0	0	0	0	0	0	0	0	0	0	0	0	0	0	0	0	13	23	7	1
21	86	0	0	0	0	0	0	0	0	0	0	1	0	0	0	0	0	0	0	0	0	1	40	43	2	0
22	138	0	0	0	0	0	0	0	0	0	0	0	0	0	0	0	0	0	0	0	0	10	79	41	5	2
23	111	0	0	0	0	0	0	0	0	1	0	4	0	0	0	1	0	0	0	0	2	20	57	25	1	0
24	142	0	0	0	0	0	0	0	0	0	4	6	0	0	0	0	0	0	0	0	0	51	56	21	3	1
25	130	0	0	0	0	0	0	0	0	0	26	2	0	0	0	0	0	0	0	0	10	38	36	15	2	1
26	141	0	0	0	0	0	0	0	11	13	0	0	0	0	0	0	0	0	0	0	17	50	44	5	1	0
27	146	0	0	0	0	0	0	0	27	9	1	0	0	0	0	0	0	0	0	0	30	53	23	1	2	0
28	131	0	0	0	0	0	0	0	26	6	1	0	0	0	1	0	0	0	0	1	28	43	19	4	1	1
29	151	0	0	0	0	0	0	0	26	3	0	0	0	0	0	0	0	0	0	4	36	52	25	5	0	0
30	147	0	0	0	0	0	0	0	1	28	7	0	0	0	1	0	0	0	0	3	38	53	13	3	0	0
31	178	0	0	0	0	0	0	0	8	38	3	1	0	0	0	1	0	0	0	18	55	37	16	1	0	0
32	159	0	0	0	0	0	0	0	5	30	4	0	0	0	1	1	1	0	0	17	48	38	13	1	0	0
33	171	0	0	0	0	0	0	0	11	22	3	0	0	0	0	2	0	0	1	27	59	30	16	0	0	0
34	169	0	0	0	0	0	0	0	14	18	3	0	0	0	3	0	0	3	34	57	29	8	0	0	0	0
35	195	0	0	0	0	0	0	0	21	23	5	0	0	0	4	1	0	3	48	52	29	8	1	0	0	0
36	165	0	0	0	0	0	0	0	17	18	0	0	0	2	6	1	0	7	43	42	22	7	0	0	0	0
37	406	0	0	0	0	0	0	0	25	24	3	0	0	8	7	0	2	38	158	110	24	7	0	0	0	0
38	2,609	0	0	0	0	0	0	2	50	46	0	1	0	21	54	31	1	12	362	1,230	753	45	1	0	0	0
39	3,146	0	0	0	0	0	0	2	80	72	1	0	1	16	86	33	0	28	521	1,447	809	45	5	0	0	0
40	3,020	0	0	0	0	0	0	2	85	73	2	0	0	20	69	25	1	55	558	1,340	755	32	3	0	0	0
41	2,784	0	0	0	0	0	1	53	135	67	2	0	0	36	79	27	0	82	525	1,175	571	29	2	0	0	0
42	3,157	0	0	0	0	0	1	327	305	64	1	0	4	43	52	16	1	115	522	1,243	440	21	2	0	0	0
43	2,771	0	0	0	0	0	4	413	233	64	0	0	3	40	66	17	0	143	498	949	326	14	1	0	0	0
44	2,394	0	0	0	0	0	3	349	253	59	1	0	5	52	47	13	0	161	519	667	244	19	2	0	0	0
45	1,941	0	0	0	0	0	18	283	166	45	0	0	9	45	48	5	1	182	418	515	190	15	1	0	0	0
46	1,666	0	0	0	0	0	84	282	167	34	0	0	10	45	25	5	0	156	299	403	143	13	0	0	0	0
47	1,530	0	0	0	0	0	141	254	131	26	1	0	7	39	18	3	0	199	239	337	129	5	1	0	0	0
48	1,431	0	0	0	0	0	174	228	127	20	0	0	13	45	17	5	0	307	136	247	102	9	1	0	0	0
49	1,222	0	0	0	0	1	198	218	105	16	0	0	16	39	13	5	0	218	125	193	69	6	0	0	0	0
50	1,079	0	0	0	1	5	193	204	87	14	0	0	13	32	7	2	0	191	101	162	62	5	0	0	0	0
51	1,020	0	0	0	1	7	245	199	71	10	1	0	17	23	13	0	1	134	97	140	56	4	0	1	0	0
52	887	0	0	0	1	5	237	149	48	9	0	0	14	33	8	1	0	79	88	164	44	7	0	0	0	0
53	705	0	0	1	3	5	185	116	40	9	0	0	15	15	6	2	0	70	71	124	40	3	0	0	0	0
54	555	0	0	4	6	13	139	96	30	4	0	0	10	10	3	2	0	56	47	102	32	1	0	0	0	0
55	447	0	0	0	8	6	106	70	22	7	0	0	12	12	4	0	0	46	50	86	17	0	1	0	0	0
56	345	0	0	2	8	1	99	44	11	0	0	0	11	10	2	1	0	37	35	64	19	0	1	0	0	0
57	272	0	0	4	7	1	68	35	18	0	0	0	10	6	1	1	0	22	37	52	10	0	0	0	0	0
58	221	0	0	7	5	0	37	37	12	1	0	0	9	7	7	0	0	24	18	44	10	1	0	0	0	0
59	200	0	1	5	4	3	26	35	7	0	0	0	4	7	2	0	0	26	24	42	11	2	1	0	0	0
60	146	0	6	10	3	0	28	14	11	1	0	0	15	10	1	0	0	5	14	23	5	0	0	0	0	0
61	61	0	1	6	0	1	19	12	4	1	0	0	2	2	1	0	0	3	4	3	1	0	1	0	0	0
62	56	0	1	0	0	0	24	19	2	0	1	0	2	1	0	0	0	2	4	0	0	0	0	0	0	0
63	9	0	0	0	0	0	3	2	3	0	0	0	0	0	0	0	0	1	0	0	0	0	0	0	0	0
64	3	0	1	0	0	0	2	0	0	0	0	0	0	0	0	0	0	0	0	0	0	0	0	0	0	0
65	1	0	0	0	0	0	0	1	0	0	0	0	0	0	0	0	0	0	0	0	0	0	0	0	0	0
66	3	0	0	0	1	0	2	0	0	0	0	0	0	0	0	0	0	0	0	0	0	0	0	0	0	0
67	0	0	0	0	0	0	0	0	0	0	0	0	0	0	0	0	0	0	0	0	0	0	0	0	0	0
68	1	0	0	0	0	0	1	0	0	0	0	0	0	0	0	0	0	0	0	0	0	0	0	0	0	0
69	0	0	0	0	0	0	0	0	0	0	0	0	0	0	0	0	0	0	0	0	0	0	0	0	0	0
70+	0	0	0	0	0	0	0	0	0	0	0	0	0	0	0	0	0	0	0	0	0	0	0	0	0	0
UNK	2	0	0	0	0	0	0	0	0	0	0	0	0	0	0	0	0	0	0	1	1	0	0	0	0	0
TOT	36,515	0	10	39	48	48	2,038	3,446	2,305	934	99	17	202	611	641	220	8	2,354	5,362	11,110	5,423	856	505	202	28	9
AVG	43.4	0.0	60.6	58.4	56.1	53.4	51.7	47.4	44.9	39.5	29.8	25.4	51.9	46.8	42.9	40.9	39.9	47.6	43.6	42.5	40.9	33.5	26.5	22.8	22.1	21.9

OFFICERS AVG: 46.5

ENLISTED AVG: 42.1

Military Retirees Retired During FY2022 and Receiving Retired Pay by Rank and Age at Retirement

RETIRED AGE	DOD TOTAL										NON DISABILITY INCLUDING RESERVE RETIRED															
	TOTAL	UNK	O-10	O-9	O-8	O-7	O-6	O-5	O-4	O-3	O-2	O-1	W-5	W-4	W-3	W-2	W-1	E-9	E-8	E-7	E-6	E-5	E-4	E-3	E-2	E-1
17	0	0	0	0	0	0	0	0	0	0	0	0	0	0	0	0	0	0	0	0	0	0	0	0	0	0
18	0	0	0	0	0	0	0	0	0	0	0	0	0	0	0	0	0	0	0	0	0	0	0	0	0	0
19	0	0	0	0	0	0	0	0	0	0	0	0	0	0	0	0	0	0	0	0	0	0	0	0	0	0
20	0	0	0	0	0	0	0	0	0	0	0	0	0	0	0	0	0	0	0	0	0	0	0	0	0	0
21	0	0	0	0	0	0	0	0	0	0	0	0	0	0	0	0	0	0	0	0	0	0	0	0	0	0
22	0	0	0	0	0	0	0	0	0	0	0	0	0	0	0	0	0	0	0	0	0	0	0	0	0	0
23	0	0	0	0	0	0	0	0	0	0	0	0	0	0	0	0	0	0	0	0	0	0	0	0	0	0
24	0	0	0	0	0	0	0	0	0	0	0	0	0	0	0	0	0	0	0	0	0	0	0	0	0	0
25	0	0	0	0	0	0	0	0	0	0	0	0	0	0	0	0	0	0	0	0	0	0	0	0	0	0
26	0	0	0	0	0	0	0	0	0	0	0	0	0	0	0	0	0	0	0	0	0	0	0	0	0	0
27	0	0	0	0	0	0	0	0	0	0	0	0	0	0	0	0	0	0	0	0	0	0	0	0	0	0
28	0	0	0	0	0	0	0	0	0	0	0	0	0	0	0	0	0	0	0	0	0	0	0	0	0	0
29	0	0	0	0	0	0	0	0	0	0	0	0	0	0	0	0	0	0	0	0	0	0	0	0	0	0
30	0	0	0	0	0	0	0	0	0	0	0	0	0	0	0	0	0	0	0	0	0	0	0	0	0	0
31	0	0	0	0	0	0	0	0	0	0	0	0	0	0	0	0	0	0	0	0	0	0	0	0	0	0
32	0	0	0	0	0	0	0	0	0	0	0	0	0	0	0	0	0	0	0	0	0	0	0	0	0	0
33	9	0	0	0	0	0	0	0	0	0	0	0	0	0	0	0	0	0	6	3	0	0	0	0	0	0
34	12	0	0	0	0	0	0	0	0	0	0	0	0	0	0	0	0	0	1	4	7	0	0	0	0	0
35	28	0	0	0	0	0	0	0	0	0	0	0	0	0	0	1	0	0	0	21	6	0	0	0	0	0
36	33	0	0	0	0	0	0	0	0	1	0	0	0	0	1	3	1	0	1	20	6	0	0	0	0	0
37	244	0	0	0	0	0	0	0	5	6	0	0	0	7	3	0	1	31	119	68	4	0	0	0	0	0
38	2,371	0	0	0	0	0	0	0	25	25	0	0	0	20	45	28	1	9	328	1,156	707	27	0	0	0	0
39	2,804	0	0	0	0	0	0	1	50	47	0	0	1	11	70	28	0	21	467	1,330	749	26	3	0	0	0
40	2,668	0	0	0	0	0	0	1	60	57	0	0	0	16	59	21	1	46	474	1,218	699	16	0	0	0	0
41	2,483	0	0	0	0	0	0	51	116	52	1	0	0	30	68	22	0	65	460	1,076	531	11	0	0	0	0
42	2,869	0	0	0	0	0	0	323	284	52	1	0	4	39	47	14	1	97	460	1,139	398	10	0	0	0	0
43	2,544	0	0	0	0	0	2	399	221	52	0	0	3	31	57	13	0	133	444	883	299	7	0	0	0	0
44	2,168	0	0	0	0	0	3	332	226	57	0	0	4	42	43	8	0	152	474	605	217	4	1	0	0	0
45	1,768	0	0	0	0	0	17	267	147	42	0	0	8	38	41	4	1	165	383	472	175	8	0	0	0	0
46	1,497	0	0	0	0	0	83	265	145	28	0	0	10	38	22	2	0	140	277	356	128	3	0	0	0	0
47	1,408	0	0	0	0	0	136	242	113	21	0	0	7	33	14	3	0	188	221	310	118	2	0	0	0	0
48	1,310	0	0	0	0	0	170	216	110	18	0	0	13	41	14	4	0	292	116	216	96	4	0	0	0	0
49	1,114	0	0	0	0	1	191	205	89	11	0	0	16	37	12	4	0	205	112	169	61	1	0	0	0	0
50	985	0	0	0	1	5	191	194	80	10	0	0	13	27	5	1	0	173	92	142	50	1	0	0	0	0
51	915	0	0	0	1	7	240	189	61	8	1	0	15	18	11	0	1	121	81	116	44	1	0	0	0	0
52	795	0	0	0	1	5	232	143	42	4	0	0	13	24	7	0	0	73	73	143	34	1	0	0	0	0
53	653	0	0	1	3	5	183	120	37	6	0	0	14	11	3	2	0	69	60	106	33	0	0	0	0	0
54	561	0	0	4	6	13	141	111	34	2	0	0	10	8	3	1	0	57	48	93	30	0	0	0	0	0
55	497	0	0	0	11	7	129	95	22	7	0	0	12	13	4	0	0	46	54	86	11	0	0	0	0	0
56	478	0	0	2	10	3	121	96	21	1	0	0	12	8	0	2	0	60	45	73	21	3	0	0	0	0
57	568	0	0	4	13	9	115	113	35	4	0	0	10	13	2	1	0	50	75	92	26	6	0	0	0	0
58	843	0	0	7	10	7	119	170	39	9	0	0	12	22	12	0	0	87	115	148	68	17	1	0	0	0
59	2,221	0	1	5	12	14	224	348	102	23	0	0	24	46	21	8	1	208	346	443	302	87	6	0	0	0
60	11,195	0	6	10	9	18	478	1,271	749	239	36	1	35	83	83	41	2	375	1,128	2,535	2,584	1,264	242	2	0	4
61	112	0	1	6	3	4	31	17	6	2	0	0	3	5	2	0	0	4	5	9	7	6	1	0	0	0
62	94	0	1	0	0	1	37	22	7	0	0	0	2	7	0	0	0	0	5	6	4	2	0	0	0	0
63	21	0	0	0	0	0	12	4	2	0	0	0	0	0	0	0	0	1	0	1	1	0	0	0	0	0
64	12	0	1	0	0	0	8	2	1	0	0	0	0	0	0	0	0	0	0	0	0	0	0	0	0	0
65	6	0	0	0	1	0	1	3	1	0	0	0	0	0	0	0	0	0	0	0	0	0	0	0	0	0
66	17	0	0	0	1	0	12	4	0	0	0	0	0	0	0	0	0	0	0	0	0	0	0	0	0	0
67	2	0	0	0	0	0	2	0	0	0	0	0	0	0	0	0	0	0	0	0	0	0	0	0	0	0
68	6	0	0	0	0	0	4	2	0	0	0	0	0	0	0	0	0	0	0	0	0	0	0	0	0	0
69	1	0	0	0	0	0	1	0	0	0	0	0	0	0	0	0	0	0	0	0	0	0	0	0	0	0
70+	0	0	0	0	0	0	0	0	0	0	0	0	0	0	0	0	0	0	0	0	0	0	0	0	0	0
UNK	2	0	0	0	0	0	0	0	0	0	0	0	0	0	0	0	0	0	0	1	1	0	0	0	0	0
TOT	45,314	0	10	39	82	99	2,882	5,207	2,830	784	39	1	241	661	653	214	9	2,838	6,376	13,094	7,484	1,511	254	2	0	4
AVG	49.3	0.0	60.6	58.4	57.1	56.2	54.1	51.8	50.0	49.1	58.8	60.0	53.4	49.6	45.7	45.6	47.9	50.4	47.7	46.7	48.9	58.3	59.7	60.0	0.0	60.0

OFFICERS AVG: 51.4

ENLISTED AVG: 48.4

Military Retirees Retired During FY2022 and Receiving Retired Pay by Rank and Age at Retirement

RETIRED AGE	DOD TOTAL											NON DISABILITY EXCLUDING RESERVE RETIRED														
	TOTAL	UNK	O-10	O-9	O-8	O-7	O-6	O-5	O-4	O-3	O-2	O-1	W-5	W-4	W-3	W-2	W-1	E-9	E-8	E-7	E-6	E-5	E-4	E-3	E-2	E-1
17	0	0	0	0	0	0	0	0	0	0	0	0	0	0	0	0	0	0	0	0	0	0	0	0	0	0
18	0	0	0	0	0	0	0	0	0	0	0	0	0	0	0	0	0	0	0	0	0	0	0	0	0	0
19	0	0	0	0	0	0	0	0	0	0	0	0	0	0	0	0	0	0	0	0	0	0	0	0	0	0
20	0	0	0	0	0	0	0	0	0	0	0	0	0	0	0	0	0	0	0	0	0	0	0	0	0	0
21	0	0	0	0	0	0	0	0	0	0	0	0	0	0	0	0	0	0	0	0	0	0	0	0	0	0
22	0	0	0	0	0	0	0	0	0	0	0	0	0	0	0	0	0	0	0	0	0	0	0	0	0	0
23	0	0	0	0	0	0	0	0	0	0	0	0	0	0	0	0	0	0	0	0	0	0	0	0	0	0
24	0	0	0	0	0	0	0	0	0	0	0	0	0	0	0	0	0	0	0	0	0	0	0	0	0	0
25	0	0	0	0	0	0	0	0	0	0	0	0	0	0	0	0	0	0	0	0	0	0	0	0	0	0
26	0	0	0	0	0	0	0	0	0	0	0	0	0	0	0	0	0	0	0	0	0	0	0	0	0	0
27	0	0	0	0	0	0	0	0	0	0	0	0	0	0	0	0	0	0	0	0	0	0	0	0	0	0
28	0	0	0	0	0	0	0	0	0	0	0	0	0	0	0	0	0	0	0	0	0	0	0	0	0	0
29	0	0	0	0	0	0	0	0	0	0	0	0	0	0	0	0	0	0	0	0	0	0	0	0	0	0
30	0	0	0	0	0	0	0	0	0	0	0	0	0	0	0	0	0	0	0	0	0	0	0	0	0	0
31	0	0	0	0	0	0	0	0	0	0	0	0	0	0	0	0	0	0	0	0	0	0	0	0	0	0
32	0	0	0	0	0	0	0	0	0	0	0	0	0	0	0	0	0	0	0	0	0	0	0	0	0	0
33	9	0	0	0	0	0	0	0	0	0	0	0	0	0	0	0	0	0	6	3	0	0	0	0	0	0
34	12	0	0	0	0	0	0	0	0	0	0	0	0	0	0	0	0	0	1	4	7	0	0	0	0	0
35	28	0	0	0	0	0	0	0	0	0	0	0	0	0	0	1	0	0	0	21	6	0	0	0	0	0
36	33	0	0	0	0	0	0	0	0	1	0	0	0	0	1	3	1	0	1	20	6	0	0	0	0	0
37	244	0	0	0	0	0	0	0	5	6	0	0	0	7	3	0	1	31	119	68	4	0	0	0	0	0
38	2,371	0	0	0	0	0	0	0	25	25	0	0	0	20	45	28	1	9	328	1,156	707	27	0	0	0	0
39	2,804	0	0	0	0	0	0	1	50	47	0	0	1	11	70	28	0	21	467	1,330	749	26	3	0	0	0
40	2,668	0	0	0	0	0	0	1	60	57	0	0	0	16	59	21	1	46	474	1,218	699	16	0	0	0	0
41	2,483	0	0	0	0	0	0	51	116	52	1	0	0	30	68	22	0	65	460	1,076	531	11	0	0	0	0
42	2,869	0	0	0	0	0	0	323	284	52	1	0	4	39	47	14	1	97	460	1,139	398	10	0	0	0	0
43	2,544	0	0	0	0	0	2	399	221	52	0	0	3	31	57	13	0	133	444	883	299	7	0	0	0	0
44	2,168	0	0	0	0	0	3	332	226	57	0	0	4	42	43	8	0	152	474	605	217	4	1	0	0	0
45	1,768	0	0	0	0	0	17	267	147	42	0	0	8	38	41	4	1	165	383	472	175	8	0	0	0	0
46	1,497	0	0	0	0	0	83	265	145	28	0	0	10	38	22	2	0	140	277	356	128	3	0	0	0	0
47	1,408	0	0	0	0	0	136	242	113	21	0	0	7	33	14	3	0	188	221	310	118	2	0	0	0	0
48	1,310	0	0	0	0	0	170	216	110	18	0	0	13	41	14	4	0	292	116	216	96	4	0	0	0	0
49	1,114	0	0	0	0	1	191	205	89	11	0	0	16	37	12	4	0	205	112	169	61	1	0	0	0	0
50	983	0	0	0	1	5	191	194	79	10	0	0	13	27	5	1	0	173	92	141	50	1	0	0	0	0
51	911	0	0	0	1	7	239	188	60	8	1	0	15	18	11	0	1	121	81	115	44	1	0	0	0	0
52	781	0	0	0	1	5	230	138	40	4	0	0	13	24	7	0	0	72	71	142	33	1	0	0	0	0
53	626	0	0	1	3	5	180	110	31	6	0	0	14	11	3	2	0	67	58	102	33	0	0	0	0	0
54	503	0	0	4	6	13	135	86	28	2	0	0	9	8	3	1	0	52	39	89	28	0	0	0	0	0
55	397	0	0	0	8	6	104	62	18	6	0	0	12	10	3	0	0	38	45	75	10	0	0	0	0	0
56	296	0	0	2	8	1	91	39	7	0	0	0	10	7	0	1	0	36	30	51	13	0	0	0	0	0
57	235	0	0	4	7	1	66	27	16	0	0	0	9	5	1	0	0	18	30	44	7	0	0	0	0	0
58	179	0	0	7	5	0	35	30	9	1	0	0	8	5	4	0	0	18	14	35	8	0	0	0	0	0
59	168	0	1	5	4	3	24	31	3	0	0	0	4	5	2	0	0	20	22	37	7	0	0	0	0	0
60	127	0	6	10	3	0	27	12	7	0	0	0	12	9	1	0	0	4	11	22	3	0	0	0	0	0
61	52	0	1	6	0	1	18	11	2	1	0	0	2	1	1	0	0	3	2	2	1	0	0	0	0	0
62	53	0	1	0	0	0	24	18	2	0	0	0	2	1	0	0	0	0	2	3	0	0	0	0	0	0
63	8	0	0	0	0	0	3	2	2	0	0	0	0	0	0	0	0	1	0	0	0	0	0	0	0	0
64	3	0	1	0	0	0	2	0	0	0	0	0	0	0	0	0	0	0	0	0	0	0	0	0	0	0
65	1	0	0	0	0	0	0	1	0	0	0	0	0	0	0	0	0	0	0	0	0	0	0	0	0	0
66	3	0	0	0	1	0	2	0	0	0	0	0	0	0	0	0	0	0	0	0	0	0	0	0	0	0
67	0	0	0	0	0	0	0	0	0	0	0	0	0	0	0	0	0	0	0	0	0	0	0	0	0	0
68	1	0	0	0	0	0	1	0	0	0	0	0	0	0	0	0	0	0	0	0	0	0	0	0	0	0
69	0	0	0	0	0	0	0	0	0	0	0	0	0	0	0	0	0	0	0	0	0	0	0	0	0	0
70+	0	0	0	0	0	0	0	0	0	0	0	0	0	0	0	0	0	0	0	0	0	0	0	0	0	0
UNK	2	0	0	0	0	0	0	0	0	0	0	0	0	0	0	0	0	0	0	1	1	0	0	0	0	0
TOT	30,659	0	10	39	48	48	1,974	3,251	1,895	507	3	0	189	507	541	163	6	2,137	4,746	9,959	4,506	126	4	0	0	0
AVG	44.4	0.0	60.6	58.4	56.1	53.4	51.7	47.3	45.3	43.3	44.7	0.0	51.8	46.7	42.8	41.2	42.0	47.6	43.6	42.6	41.6	41.0	40.3	0.0	0.0	0.0

OFFICERS AVG: 47.4

ENLISTED AVG: 43.1

Military Retirees Retired During FY2022 and Receiving Retired Pay by Rank and Age at Retirement

RETIRED AGE	DOD TOTAL											DISABILITY ONLY																
	TOTAL	UNK	O-10	O-9	O-8	O-7	O-6	O-5	O-4	O-3	O-2	O-1	W-5	W-4	W-3	W-2	W-1	E-9	E-8	E-7	E-6	E-5	E-4	E-3	E-2	E-1		
17	0	0	0	0	0	0	0	0	0	0	0	0	0	0	0	0	0	0	0	0	0	0	0	0	0	0		
18	2	0	0	0	0	0	0	0	0	0	0	0	0	0	0	0	0	0	0	0	0	0	0	0	1	1		
19	19	0	0	0	0	0	0	0	0	0	0	0	0	0	0	0	0	0	0	0	0	0	2	12	3	2		
20	44	0	0	0	0	0	0	0	0	0	0	0	0	0	0	0	0	0	0	0	0	0	13	23	7	1		
21	86	0	0	0	0	0	0	0	0	0	0	1	0	0	0	0	0	0	0	0	0	1	40	43	2	0		
22	138	0	0	0	0	0	0	0	0	0	1	0	0	0	0	0	0	0	0	0	0	10	79	41	5	2		
23	111	0	0	0	0	0	0	0	0	1	0	4	0	0	0	1	0	0	0	0	2	20	57	25	1	0		
24	142	0	0	0	0	0	0	0	0	0	4	6	0	0	0	0	0	0	0	0	0	51	56	21	3	1		
25	130	0	0	0	0	0	0	0	0	0	26	2	0	0	0	0	0	0	0	0	10	38	36	15	2	1		
26	141	0	0	0	0	0	0	0	0	11	13	0	0	0	0	0	0	0	0	0	17	50	44	5	1	0		
27	146	0	0	0	0	0	0	0	0	27	9	1	0	0	0	0	0	0	0	0	30	53	23	1	2	0		
28	131	0	0	0	0	0	0	0	0	26	6	1	0	0	0	1	0	0	0	1	28	43	19	4	1	1		
29	151	0	0	0	0	0	0	0	0	26	3	0	0	0	0	0	0	0	0	4	36	52	25	5	0	0		
30	147	0	0	0	0	0	0	0	1	28	7	0	0	0	1	0	0	0	0	3	38	53	13	3	0	0		
31	178	0	0	0	0	0	0	0	8	38	3	1	0	0	0	1	0	0	0	18	55	37	16	1	0	0		
32	159	0	0	0	0	0	0	0	5	30	4	0	0	0	1	1	1	0	0	17	48	38	13	1	0	0		
33	162	0	0	0	0	0	0	0	11	22	3	0	0	0	0	2	0	0	0	1	21	56	30	16	0	0	0	
34	157	0	0	0	0	0	0	0	14	18	3	0	0	0	0	3	0	0	0	2	30	50	29	8	0	0	0	
35	167	0	0	0	0	0	0	0	21	23	5	0	0	0	0	3	1	0	0	3	27	46	29	8	1	0	0	
36	132	0	0	0	0	0	0	0	17	17	0	0	0	0	1	3	0	0	0	6	23	36	22	7	0	0	0	
37	162	0	0	0	0	0	0	0	20	18	3	0	0	0	1	4	0	0	0	1	7	39	42	20	7	0	0	0
38	238	0	0	0	0	0	0	2	25	21	0	1	0	1	9	3	0	0	0	34	74	46	18	1	0	0	0	
39	342	0	0	0	0	0	0	1	30	25	1	0	0	5	16	5	0	0	0	54	117	60	19	2	0	0	0	
40	352	0	0	0	0	0	0	1	25	16	2	0	0	4	10	4	0	0	0	84	122	56	16	3	0	0	0	
41	301	0	0	0	0	0	1	2	19	15	1	0	0	6	11	5	0	0	0	17	65	99	40	18	2	0	0	0
42	288	0	0	0	0	0	1	4	21	12	0	0	0	4	5	2	0	0	0	18	62	104	42	11	2	0	0	0
43	227	0	0	0	0	0	2	14	12	12	0	0	0	9	9	4	0	0	0	10	54	66	27	7	1	0	0	0
44	226	0	0	0	0	0	0	17	27	2	1	0	1	10	4	5	0	0	0	9	45	62	27	15	1	0	0	0
45	173	0	0	0	0	0	1	16	19	3	0	0	1	7	7	1	0	0	0	17	35	43	15	7	1	0	0	0
46	169	0	0	0	0	0	1	17	22	6	0	0	0	7	3	3	0	0	0	16	22	47	15	10	0	0	0	0
47	122	0	0	0	0	0	5	12	18	5	1	0	0	6	4	0	0	0	0	11	18	27	11	3	1	0	0	0
48	121	0	0	0	0	0	4	12	17	2	0	0	0	4	3	1	0	0	0	15	20	31	6	5	1	0	0	0
49	108	0	0	0	0	0	7	13	16	5	0	0	0	2	1	1	0	0	0	13	13	24	8	5	0	0	0	0
50	96	0	0	0	0	0	2	10	8	4	0	0	0	5	2	1	0	0	0	18	9	21	12	4	0	0	0	0
51	109	0	0	0	0	0	6	11	11	2	0	0	2	5	2	0	0	0	0	13	16	25	12	3	0	1	0	0
52	106	0	0	0	0	0	7	11	8	5	0	0	1	9	1	1	0	0	0	7	17	22	11	6	0	0	0	0
53	79	0	0	0	0	0	5	6	9	3	0	0	1	4	3	0	0	0	0	3	13	22	7	3	0	0	0	0
54	52	0	0	0	0	0	4	10	2	2	0	0	1	2	0	1	0	0	0	4	8	13	4	1	0	0	0	0
55	50	0	0	0	0	0	2	8	4	1	0	0	0	2	1	0	0	0	0	8	5	11	7	0	1	0	0	0
56	49	0	0	0	0	0	8	5	4	0	0	0	1	3	2	0	0	0	0	1	5	13	6	0	1	0	0	0
57	37	0	0	0	0	0	2	8	2	0	0	0	1	1	0	1	0	0	0	4	7	8	3	0	0	0	0	0
58	42	0	0	0	0	0	2	7	3	0	0	0	1	4	3	0	0	0	0	6	4	9	2	1	0	0	0	0
59	32	0	0	0	0	0	2	4	4	0	0	0	0	2	0	0	0	0	0	6	2	5	4	2	1	0	0	0
60	19	0	0	0	0	0	1	2	4	1	0	0	3	1	0	0	0	0	0	1	3	1	2	0	0	0	0	0
61	9	0	0	0	0	0	1	1	2	0	0	0	0	1	0	0	0	0	0	0	2	1	0	0	1	0	0	0
62	3	0	0	0	0	0	0	1	0	0	1	0	0	0	0	0	0	0	0	0	0	1	0	0	0	0	0	0
63	1	0	0	0	0	0	0	0	1	0	0	0	0	0	0	0	0	0	0	0	0	0	0	0	0	0	0	0
64	0	0	0	0	0	0	0	0	0	0	0	0	0	0	0	0	0	0	0	0	0	0	0	0	0	0	0	0
65	0	0	0	0	0	0	0	0	0	0	0	0	0	0	0	0	0	0	0	0	0	0	0	0	0	0	0	0
66	0	0	0	0	0	0	0	0	0	0	0	0	0	0	0	0	0	0	0	0	0	0	0	0	0	0	0	0
67	0	0	0	0	0	0	0	0	0	0	0	0	0	0	0	0	0	0	0	0	0	0	0	0	0	0	0	0
68	0	0	0	0	0	0	0	0	0	0	0	0	0	0	0	0	0	0	0	0	0	0	0	0	0	0	0	0
69	0	0	0	0	0	0	0	0	0	0	0	0	0	0	0	0	0	0	0	0	0	0	0	0	0	0	0	0
70+	0	0	0	0	0	0	0	0	0	0	0	0	0	0	0	0	0	0	0	0	0	0	0	0	0	0	0	0
UNK	0	0	0	0	0	0	0	0	0	0	0	0	0	0	0	0	0	0	0	0	0	0	0	0	0	0	0	0
TOT	5,856	0	0	0	0	0	64	195	410	427	96	17	13	104	100	57	2	217	616	1,151	917	730	501	202	28	9		
AVG	38.1	0.0	0.0	0.0	0.0	0.0	51.7	49.2	42.7	35.1	29.3	25.4	53.9	47.5	43.1	40.1	33.5	47.1	43.7	42.3	37.2	32.2	26.4	22.8	22.1	21.9		

OFFICERS AVG: 41.0

ENLISTED AVG: 37.1

Military Retirees Retired During FY2022 and Receiving Retired Pay by Rank and Years of Service

YOS	DOD TOTAL											ALL RETIREES EXCLUDING RESERVE RETIRED														
	TOTAL	UNK	O-10	O-9	O-8	O-7	O-6	O-5	O-4	O-3	O-2	O-1	W-5	W-4	W-3	W-2	W-1	E-9	E-8	E-7	E-6	E-5	E-4	E-3	E-2	E-1
0	20	0	0	0	0	0	0	0	0	1	1	0	0	0	0	0	0	0	0	0	0	0	7	3	6	2
1	137	0	0	0	0	0	0	0	1	7	5	14	0	0	0	0	0	0	0	0	2	5	32	61	7	3
2	212	0	0	0	0	0	0	1	1	6	18	0	0	0	0	0	0	0	0	5	28	91	54	8	0	
3	273	0	0	0	0	0	0	0	1	10	34	2	0	0	0	0	0	0	0	5	12	43	117	44	5	0
4	339	0	0	0	0	0	0	1	4	45	12	0	0	0	2	2	0	0	0	9	20	95	115	30	2	2
5	298	0	0	0	0	0	0	0	9	45	2	0	0	0	1	0	0	0	3	10	32	116	72	8	0	0
6	246	0	0	0	0	0	0	3	11	33	3	0	0	2	1	0	0	0	7	19	41	104	21	0	0	1
7	285	0	0	0	0	0	0	3	20	44	5	0	0	0	1	0	0	1	12	26	67	89	15	1	0	1
8	228	0	0	0	0	0	1	0	17	38	2	0	0	0	3	0	0	1	10	19	67	60	9	1	0	0
9	262	0	0	0	0	0	2	4	22	34	6	0	0	1	2	4	0	4	11	25	91	48	8	0	0	0
10	219	0	0	0	0	0	1	5	22	36	3	0	0	1	3	5	0	11	15	20	63	29	5	0	0	0
11	207	0	0	0	0	0	1	4	25	19	0	0	1	3	1	2	1	1	8	36	76	27	2	0	0	0
12	191	0	0	0	0	0	3	3	29	16	0	0	0	0	0	7	0	8	8	39	56	21	1	0	0	0
13	200	0	0	0	0	0	3	8	34	8	0	0	0	2	3	2	1	6	12	44	57	18	2	0	0	0
14	140	0	0	0	0	0	2	3	22	6	2	1	0	3	2	2	0	3	5	39	37	13	0	0	0	0
15	194	0	0	0	0	0	0	11	17	6	0	0	0	3	4	8	1	2	9	63	58	12	0	0	0	0
16	169	0	0	0	0	0	3	7	16	8	1	0	0	1	5	4	0	2	11	65	42	4	0	0	0	0
17	145	0	0	0	0	0	3	10	11	5	0	0	0	3	3	0	4	23	54	23	6	0	0	0	0	0
18	117	0	0	0	0	0	2	5	12	6	2	0	1	0	1	4	0	1	14	44	24	1	0	0	0	0
19	65	0	0	0	0	0	0	6	4	4	0	0	0	1	1	2	0	1	11	17	17	0	1	0	0	0
20	13,481	0	0	1	0	0	105	1,179	947	224	1	0	15	129	292	127	2	144	1,764	5,419	3,011	118	3	0	0	0
21	4,358	0	0	0	0	1	101	519	283	67	1	0	9	44	92	20	2	128	761	1,693	629	8	0	0	0	0
22	3,610	0	0	0	0	0	71	334	156	69	1	0	12	56	63	14	1	152	702	1,180	795	4	0	0	0	0
23	2,208	0	0	0	0	0	76	239	129	49	0	0	6	54	66	4	0	163	488	811	118	5	0	0	0	0
24	2,364	0	0	0	1	1	156	212	125	48	0	0	10	56	42	6	0	176	459	1,033	35	1	3	0	0	0
25	1,346	0	0	0	1	1	185	171	106	37	0	0	9	54	17	0	0	196	345	210	13	0	1	0	0	0
26	1,358	0	0	0	0	0	199	116	62	25	0	0	5	34	11	2	0	201	525	170	8	0	0	0	0	0
27	725	0	0	0	0	4	183	119	49	17	0	0	12	26	10	1	0	178	95	26	5	0	0	0	0	0
28	677	0	0	0	2	6	196	170	42	10	0	0	15	26	4	0	0	159	31	12	4	0	0	0	0	0
29	462	0	0	0	3	4	133	58	39	4	0	0	7	21	2	0	0	161	19	6	5	0	0	0	0	0
30	1,128	0	0	1	2	5	325	76	60	4	0	0	28	68	6	0	0	540	5	7	1	0	0	0	0	0
31	246	0	0	3	5	6	81	44	14	1	0	0	20	10	1	0	0	51	4	3	3	0	0	0	0	0
32	173	0	0	3	9	14	47	35	5	1	0	0	9	9	0	0	0	34	2	2	2	1	0	0	0	0
33	150	0	0	3	9	3	50	34	7	1	0	0	22	3	1	0	0	13	1	2	1	0	0	0	0	0
34	62	0	0	4	6	1	18	14	2	0	0	0	6	2	2	0	0	3	1	0	3	0	0	0	0	0
35	75	0	0	3	3	0	24	30	0	0	0	0	5	2	0	0	0	7	0	1	0	0	0	0	0	0
36	34	0	0	5	2	1	9	9	1	0	0	0	4	0	0	0	0	2	0	1	0	0	0	0	0	0
37	39	0	2	4	4	0	21	5	0	0	0	0	2	0	0	0	0	1	0	0	0	0	0	0	0	0
38	35	0	4	10	1	1	14	4	0	0	0	0	1	0	0	0	0	0	0	0	0	0	0	0	0	0
39	16	0	1	0	0	0	11	3	0	0	0	0	1	0	0	0	0	0	0	0	0	0	0	0	0	0
40	13	0	2	2	0	0	7	0	0	0	0	0	1	0	0	0	0	0	1	0	0	0	0	0	0	0
41	6	0	0	0	0	0	4	1	0	0	0	0	1	0	0	0	0	0	0	0	0	0	0	0	0	0
42	2	0	1	0	0	0	1	0	0	0	0	0	0	0	0	0	0	0	0	0	0	0	0	0	0	0
43+	0	0	0	0	0	0	0	0	0	0	0	0	0	0	0	0	0	0	0	0	0	0	0	0	0	0
UNK	0	0	0	0	0	0	0	0	0	0	0	0	0	0	0	0	0	0	0	0	0	0	0	0	0	0
TOT	36,515	0	10	39	48	48	2,038	3,446	2,305	934	99	17	202	611	641	220	8	2,354	5,362	11,110	5,423	856	505	202	28	9
AVG	21.5	0.0	39.2	35.6	33.0	30.8	27.5	23.3	21.4	16.9	5.5	2.5	28.7	24.5	21.6	19.5	18.4	26.5	22.4	21.4	19.7	9.5	4.6	2.9	2.1	3.2

OFFICERS AVG: 23.1

ENLISTED AVG: 20.8

Excluding members who retired during the fiscal year and died before the end of the year.

Military Retirees Retired During FY2022 and Receiving Retired Pay by Rank and Years of Service

YOS	DOD TOTAL							NON DISABILITY RETIREES EXCLUDING RESERVE RETIRED																			
	TOTAL	UNK	O-10	O-9	O-8	O-7	O-6	O-5	O-4	O-3	O-2	O-1	W-5	W-4	W-3	W-2	W-1	E-9	E-8	E-7	E-6	E-5	E-4	E-3	E-2	E-1	
0	0	0	0	0	0	0	0	0	0	0	0	0	0	0	0	0	0	0	0	0	0	0	0	0	0	0	0
1	0	0	0	0	0	0	0	0	0	0	0	0	0	0	0	0	0	0	0	0	0	0	0	0	0	0	0
2	0	0	0	0	0	0	0	0	0	0	0	0	0	0	0	0	0	0	0	0	0	0	0	0	0	0	0
3	0	0	0	0	0	0	0	0	0	0	0	0	0	0	0	0	0	0	0	0	0	0	0	0	0	0	0
4	0	0	0	0	0	0	0	0	0	0	0	0	0	0	0	0	0	0	0	0	0	0	0	0	0	0	0
5	0	0	0	0	0	0	0	0	0	0	0	0	0	0	0	0	0	0	0	0	0	0	0	0	0	0	0
6	0	0	0	0	0	0	0	0	0	0	0	0	0	0	0	0	0	0	0	0	0	0	0	0	0	0	0
7	0	0	0	0	0	0	0	0	0	0	0	0	0	0	0	0	0	0	0	0	0	0	0	0	0	0	0
8	0	0	0	0	0	0	0	0	0	0	0	0	0	0	0	0	0	0	0	0	0	0	0	0	0	0	0
9	0	0	0	0	0	0	0	0	0	0	0	0	0	0	0	0	0	0	0	0	0	0	0	0	0	0	0
10	0	0	0	0	0	0	0	0	0	0	0	0	0	0	0	0	0	0	0	0	0	0	0	0	0	0	0
11	0	0	0	0	0	0	0	0	0	0	0	0	0	0	0	0	0	0	0	0	0	0	0	0	0	0	0
12	0	0	0	0	0	0	0	0	0	0	0	0	0	0	0	0	0	0	0	0	0	0	0	0	0	0	0
13	0	0	0	0	0	0	0	0	0	0	0	0	0	0	0	0	0	0	0	0	0	0	0	0	0	0	0
14	0	0	0	0	0	0	0	0	0	0	0	0	0	0	0	0	0	0	0	0	0	0	0	0	0	0	0
15	36	0	0	0	0	0	0	1	0	0	0	0	0	0	0	1	1	0	0	14	19	0	0	0	0	0	0
16	43	0	0	0	0	0	0	0	1	0	0	0	0	0	2	2	0	0	0	21	17	0	0	0	0	0	0
17	42	0	0	0	0	0	0	0	1	1	0	0	0	0	2	1	0	0	4	25	8	0	0	0	0	0	0
18	37	0	0	0	0	0	0	0	5	3	0	0	0	0	0	1	0	0	0	19	9	0	0	0	0	0	0
19	20	0	0	0	0	0	0	0	0	0	0	0	0	0	2	0	0	1	4	8	5	0	0	0	0	0	0
20	12,724	0	0	1	0	0	100	1,159	915	205	1	0	14	111	265	114	2	121	1,600	5,094	2,906	113	3	0	0	0	0
21	3,897	0	0	0	0	1	98	495	252	52	1	0	8	32	77	18	2	106	642	1,523	584	6	0	0	0	0	0
22	3,315	0	0	0	0	0	66	314	134	61	1	0	11	49	52	12	1	136	627	1,075	773	3	0	0	0	0	0
23	2,038	0	0	0	0	0	75	226	121	46	0	0	4	45	60	4	0	142	445	755	112	3	0	0	0	0	0
24	2,240	0	0	0	1	1	152	202	111	46	0	0	9	44	35	5	0	162	428	1,010	33	1	0	0	0	0	0
25	1,249	0	0	0	1	1	178	164	97	34	0	0	8	44	15	0	0	180	325	189	12	0	1	0	0	0	0
26	1,314	0	0	0	0	0	194	114	58	25	0	0	5	27	8	2	0	189	518	167	7	0	0	0	0	0	0
27	685	0	0	0	0	4	182	110	42	16	0	0	12	23	9	1	0	165	91	26	4	0	0	0	0	0	0
28	643	0	0	0	2	6	191	167	35	8	0	0	14	22	4	0	0	147	31	12	4	0	0	0	0	0	0
29	437	0	0	0	3	4	130	54	37	3	0	0	7	19	2	0	0	150	18	5	5	0	0	0	0	0	0
30	1,113	0	0	1	2	5	323	75	57	4	0	0	28	68	6	0	0	532	4	7	1	0	0	0	0	0	0
31	237	0	0	3	5	6	81	40	14	1	0	0	20	8	1	0	0	48	4	3	3	0	0	0	0	0	0
32	169	0	0	3	9	14	47	33	5	1	0	0	9	9	0	0	0	33	2	2	2	0	0	0	0	0	0
33	146	0	0	3	9	3	50	32	7	1	0	0	20	3	1	0	0	13	1	2	1	0	0	0	0	0	0
34	60	0	0	4	6	1	18	14	2	0	0	0	6	2	2	0	0	3	1	0	1	0	0	0	0	0	0
35	72	0	0	3	3	0	23	30	0	0	0	0	5	1	0	0	0	6	0	1	0	0	0	0	0	0	0
36	33	0	0	5	2	1	9	9	1	0	0	0	3	0	0	0	0	2	0	1	0	0	0	0	0	0	0
37	39	0	2	4	4	0	21	5	0	0	0	0	2	0	0	0	0	1	0	0	0	0	0	0	0	0	0
38	35	0	4	10	1	1	14	4	0	0	0	0	1	0	0	0	0	0	0	0	0	0	0	0	0	0	0
39	14	0	1	0	0	0	10	2	0	0	0	0	1	0	0	0	0	0	0	0	0	0	0	0	0	0	0
40	13	0	2	2	0	0	7	0	0	0	0	0	1	0	0	0	0	0	1	0	0	0	0	0	0	0	0
41	6	0	0	0	0	0	4	1	0	0	0	0	1	0	0	0	0	0	0	0	0	0	0	0	0	0	0
42	2	0	1	0	0	0	1	0	0	0	0	0	0	0	0	0	0	0	0	0	0	0	0	0	0	0	0
43+	0	0	0	0	0	0	0	0	0	0	0	0	0	0	0	0	0	0	0	0	0	0	0	0	0	0	0
UNK	0	0	0	0	0	0	0	0	0	0	0	0	0	0	0	0	0	0	0	0	0	0	0	0	0	0	0
TOT	30,659	0	10	39	48	48	1,974	3,251	1,895	507	3	0	189	507	541	163	6	2,137	4,746	9,959	4,506	126	4	0	0	0	0
AVG	23.0	0.0	39.2	35.6	33.0	30.8	27.7	23.5	22.6	22.6	21.5	0.0	28.9	25.0	22.0	20.9	20.3	26.9	22.8	21.7	21.1	20.7	21.8	0.0	0.0	0.0	0.0

OFFICERS AVG: 24.4

ENLISTED AVG: 22.3

Excluding members who retired during the fiscal year and died before the end of the year.

Military Retirees Retired During FY2022 and Receiving Retired Pay by Rank and Years of Service

YOS	DOD TOTAL											DISABILITY ONLY														
	TOTAL	UNK	O-10	O-9	O-8	O-7	O-6	O-5	O-4	O-3	O-2	O-1	W-5	W-4	W-3	W-2	W-1	E-9	E-8	E-7	E-6	E-5	E-4	E-3	E-2	E-1
0	20	0	0	0	0	0	0	0	0	1	1	0	0	0	0	0	0	0	0	0	0	0	7	3	6	2
1	137	0	0	0	0	0	0	0	1	7	5	14	0	0	0	0	0	0	0	0	2	5	32	61	7	3
2	212	0	0	0	0	0	0	1	1	6	18	0	0	0	0	0	0	0	0	5	28	91	54	8	0	
3	273	0	0	0	0	0	0	0	1	10	34	2	0	0	0	0	0	0	5	12	43	117	44	5	0	
4	339	0	0	0	0	0	0	1	4	45	12	0	0	0	2	2	0	0	9	20	95	115	30	2	2	
5	298	0	0	0	0	0	0	0	9	45	2	0	0	0	1	0	0	3	10	32	116	72	8	0	0	
6	246	0	0	0	0	0	0	3	11	33	3	0	0	2	1	0	0	7	19	41	104	21	0	0	1	
7	285	0	0	0	0	0	0	0	3	20	44	5	0	0	1	0	0	1	12	26	67	89	15	1	0	
8	228	0	0	0	0	0	1	0	17	38	2	0	0	0	3	0	0	1	10	19	67	60	9	1	0	
9	262	0	0	0	0	0	2	4	22	34	6	0	0	1	2	4	0	4	11	25	91	48	8	0	0	
10	219	0	0	0	0	0	1	5	22	36	3	0	0	1	3	5	0	11	15	20	63	29	5	0	0	
11	207	0	0	0	0	0	1	4	25	19	0	0	1	3	1	2	1	1	8	36	76	27	2	0	0	
12	191	0	0	0	0	0	3	3	29	16	0	0	0	0	7	0	8	8	39	56	21	1	0	0	0	
13	200	0	0	0	0	0	3	8	34	8	0	0	0	2	3	2	1	6	12	44	57	18	2	0	0	
14	140	0	0	0	0	0	2	3	22	6	2	1	0	3	2	2	0	3	5	39	37	13	0	0	0	
15	158	0	0	0	0	0	0	10	17	6	0	0	0	3	4	7	0	2	9	49	39	12	0	0	0	
16	126	0	0	0	0	0	3	7	15	8	1	0	0	1	3	2	0	2	11	44	25	4	0	0	0	
17	103	0	0	0	0	0	3	10	10	4	0	0	0	1	2	0	4	19	29	15	6	0	0	0	0	
18	80	0	0	0	0	0	2	5	7	3	2	0	1	0	1	3	0	1	14	25	15	1	0	0	0	
19	45	0	0	0	0	0	0	6	4	4	0	0	0	1	1	0	0	7	9	12	0	1	0	0	0	
20	757	0	0	0	0	0	5	20	32	19	0	1	18	27	13	0	23	164	325	105	5	0	0	0	0	
21	461	0	0	0	0	0	3	24	31	15	0	0	1	12	15	2	0	22	119	170	45	2	0	0	0	
22	295	0	0	0	0	0	5	20	22	8	0	0	1	7	11	2	0	16	75	105	22	1	0	0	0	
23	170	0	0	0	0	0	1	13	8	3	0	0	2	9	6	0	0	21	43	56	6	2	0	0	0	
24	124	0	0	0	0	0	4	10	14	2	0	0	1	12	7	1	0	14	31	23	2	0	3	0	0	
25	97	0	0	0	0	0	7	7	9	3	0	0	1	10	2	0	0	16	20	21	1	0	0	0	0	
26	44	0	0	0	0	0	5	2	4	0	0	0	0	7	3	0	0	12	7	3	1	0	0	0	0	
27	40	0	0	0	0	0	1	9	7	1	0	0	0	3	1	0	0	13	4	0	1	0	0	0	0	
28	34	0	0	0	0	0	5	3	7	2	0	0	1	4	0	0	0	12	0	0	0	0	0	0	0	
29	25	0	0	0	0	0	3	4	2	1	0	0	0	2	0	0	0	11	1	1	0	0	0	0	0	
30	15	0	0	0	0	0	2	1	3	0	0	0	0	0	0	0	0	8	1	0	0	0	0	0	0	
31	9	0	0	0	0	0	0	4	0	0	0	0	0	2	0	0	0	3	0	0	0	0	0	0	0	
32	4	0	0	0	0	0	0	2	0	0	0	0	0	0	0	0	0	1	0	0	0	1	0	0	0	
33	4	0	0	0	0	0	0	2	0	0	0	0	2	0	0	0	0	0	0	0	0	0	0	0	0	
34	2	0	0	0	0	0	0	0	0	0	0	0	0	0	0	0	0	0	0	0	2	0	0	0	0	
35	3	0	0	0	0	0	1	0	0	0	0	0	0	1	0	0	0	1	0	0	0	0	0	0	0	
36	1	0	0	0	0	0	0	0	0	0	0	0	1	0	0	0	0	0	0	0	0	0	0	0	0	
37	0	0	0	0	0	0	0	0	0	0	0	0	0	0	0	0	0	0	0	0	0	0	0	0	0	
38	0	0	0	0	0	0	0	0	0	0	0	0	0	0	0	0	0	0	0	0	0	0	0	0	0	
39	2	0	0	0	0	0	1	1	0	0	0	0	0	0	0	0	0	0	0	0	0	0	0	0	0	
40	0	0	0	0	0	0	0	0	0	0	0	0	0	0	0	0	0	0	0	0	0	0	0	0	0	
41	0	0	0	0	0	0	0	0	0	0	0	0	0	0	0	0	0	0	0	0	0	0	0	0	0	
42	0	0	0	0	0	0	0	0	0	0	0	0	0	0	0	0	0	0	0	0	0	0	0	0	0	
43+	0	0	0	0	0	0	0	0	0	0	0	0	0	0	0	0	0	0	0	0	0	0	0	0	0	
UNK	0	0	0	0	0	0	0	0	0	0	0	0	0	0	0	0	0	0	0	0	0	0	0	0	0	
TOT	5,856	0	0	0	0	0	64	195	410	427	96	17	13	104	100	57	2	217	616	1,151	917	730	501	202	28	9
AVG	13.7	0.0	0.0	0.0	0.0	0.0	21.9	20.3	15.7	10.1	5.0	2.5	24.9	22.2	19.4	15.5	12.5	22.4	19.8	18.2	12.9	7.6	4.4	2.9	2.1	3.2

OFFICERS AVG: 14.9

ENLISTED AVG: 13.3

Excluding members who retired during the fiscal year and died before the end of the year.

Military Retirees Receiving Retired Pay as of September 30, 2022 by Rank and Age at Retirement

RETIRED AGE	DOD TOTAL										ALL RETIREES INCLUDING RESERVE RETIRED															
	TOTAL	UNK	O-10	O-9	O-8	O-7	O-6	O-5	O-4	O-3	O-2	O-1	W-5	W-4	W-3	W-2	W-1	E-9	E-8	E-7	E-6	E-5	E-4	E-3	E-2	E-1
17	16	0	0	0	0	0	0	0	0	0	0	0	0	0	0	0	0	0	0	0	0	0	2	0	11	3
18	222	0	0	0	0	0	0	0	0	0	0	0	0	0	0	0	0	0	0	0	0	2	17	56	104	43
19	1,088	0	0	0	0	0	0	0	0	0	0	0	0	0	0	0	0	0	0	0	0	18	239	470	282	79
20	2,441	2	0	0	0	0	0	0	0	0	3	1	0	0	5	3	0	0	0	0	7	136	960	918	336	70
21	3,962	4	0	0	0	0	0	1	0	4	11	3	0	0	16	6	0	0	2	29	470	2,013	1,146	201	56	
22	4,343	5	0	0	0	0	0	0	0	17	36	21	0	0	23	1	0	0	1	31	835	2,351	822	160	40	
23	4,301	5	0	0	0	0	0	0	0	51	109	87	0	0	28	2	0	1	1	58	1,065	2,175	596	105	18	
24	4,381	2	0	0	0	0	0	0	0	86	259	64	0	1	21	1	0	0	1	127	1,371	1,903	437	80	28	
25	4,386	1	0	0	0	0	1	0	0	142	370	38	0	0	14	1	0	0	2	253	1,592	1,629	273	42	28	
26	4,467	0	0	0	0	0	0	0	0	356	266	19	0	0	11	0	0	0	6	471	1,731	1,390	172	32	13	
27	4,543	0	0	0	0	0	0	0	3	465	158	20	0	0	10	2	0	1	31	702	1,846	1,124	128	42	11	
28	4,443	1	0	0	0	0	0	0	1	491	90	22	0	0	21	5	0	0	54	950	1,747	919	113	19	10	
29	4,413	0	0	0	0	0	0	0	8	510	64	5	1	0	2	17	7	0	109	1,104	1,724	751	83	17	11	
30	4,506	0	0	0	0	0	0	0	23	551	60	7	0	0	5	33	0	1	199	1,300	1,622	634	54	8	9	
31	4,413	0	0	0	0	0	0	0	44	526	45	10	0	0	13	44	2	0	5	317	1,383	1,446	516	45	11	6
32	4,659	0	0	0	0	0	0	0	97	490	40	8	0	0	8	48	9	0	16	469	1,618	1,385	423	36	4	8
33	6,585	0	0	0	0	0	0	1	172	423	52	10	0	1	20	65	5	0	30	910	2,700	1,826	330	37	3	0
34	8,520	0	0	0	0	0	0	2	225	420	39	5	0	1	29	100	7	2	82	1,505	3,896	1,876	305	21	3	2
35	10,154	0	0	0	0	0	1	4	208	397	46	4	0	2	54	138	5	29	211	2,415	4,563	1,817	233	22	4	1
36	15,248	0	0	0	0	0	0	8	411	511	62	4	0	7	64	182	10	179	784	4,699	6,275	1,812	225	13	1	1
37	50,076	0	0	0	0	0	0	32	1,406	1,291	85	5	0	75	671	654	9	589	5,089	18,707	18,180	3,033	235	8	5	2
38	160,033	0	0	0	0	0	0	148	3,742	3,010	156	7	1	421	2,376	1,481	30	1,468	16,874	62,611	60,117	7,249	310	21	4	7
39	173,585	0	0	0	0	0	4	562	5,435	3,506	144	6	8	797	2,868	1,469	18	2,460	21,455	71,130	56,105	7,274	293	31	6	14
40	151,549	0	0	0	0	0	7	1,146	6,270	3,427	96	3	14	1,013	2,668	1,107	12	3,302	21,849	64,234	40,702	5,414	246	22	4	13
41	134,044	0	0	1	0	0	57	4,941	9,760	3,361	85	7	18	1,172	2,376	831	10	3,894	20,491	53,992	29,115	3,695	196	20	2	20
42	139,650	0	0	1	0	0	200	17,041	17,471	3,448	55	1	37	1,352	1,932	692	8	4,422	19,200	49,552	21,300	2,735	189	6	1	7
43	118,827	0	0	0	0	2	386	18,156	14,366	3,000	69	3	63	1,448	1,607	504	5	5,173	17,578	38,744	15,496	2,088	118	12	0	9
44	101,116	0	0	0	0	0	890	16,644	10,433	2,354	49	1	88	1,613	1,216	348	4	6,234	18,451	29,750	11,373	1,553	97	10	2	6
45	80,727	0	0	1	2	3	1,979	14,470	7,482	1,553	29	1	142	1,601	925	252	3	6,404	15,069	21,229	8,285	1,190	96	8	1	2
46	64,370	0	0	2	1	7	3,916	11,696	5,547	1,049	33	3	197	1,481	658	181	4	6,360	11,327	14,999	5,992	843	66	4	3	1
47	55,481	0	0	1	1	10	6,181	9,677	4,296	696	21	0	255	1,411	524	135	1	7,914	8,120	10,873	4,616	677	70	2	0	0
48	52,186	0	0	1	2	29	8,767	8,052	3,409	489	14	0	376	1,640	444	98	1	11,323	5,698	7,993	3,273	521	51	2	2	1
49	41,446	0	0	2	3	80	8,545	6,660	2,338	331	6	1	419	1,279	334	82	2	8,149	4,301	5,884	2,604	383	39	2	0	2
50	32,464	0	0	0	28	157	7,947	5,650	1,599	271	12	1	353	761	229	61	1	5,454	3,141	4,456	1,987	340	15	0	1	0
51	26,678	0	0	3	40	239	8,600	4,095	1,119	198	6	0	345	562	185	50	2	3,583	2,361	3,497	1,516	253	20	2	1	1
52	22,503	1	1	12	95	301	8,964	2,837	792	121	5	1	284	426	124	41	1	2,527	1,798	2,701	1,260	196	14	0	0	1
53	15,899	0	3	32	180	275	5,209	2,273	561	104	3	1	261	308	106	29	0	1,758	1,372	2,198	1,022	186	17	1	0	0
54	12,070	0	5	67	255	253	3,059	1,782	507	74	3	0	205	294	82	24	0	1,323	1,184	1,858	926	156	12	1	0	0
55	9,704	0	13	111	325	168	2,467	1,383	392	63	5	1	166	215	51	14	0	1,025	1,100	1,585	501	103	16	0	0	0
56	8,055	0	28	155	329	102	2,140	1,201	309	74	1	0	154	189	48	16	1	725	871	1,237	391	77	6	0	1	0
57	7,823	0	38	173	292	106	1,737	1,319	337	63	10	0	168	170	39	9	0	625	914	1,277	449	88	6	0	1	2
58	9,266	0	36	129	212	88	1,657	1,494	383	95	7	0	177	227	80	10	0	790	1,254	1,610	785	212	20	0	0	0
59	21,072	0	39	108	188	126	2,630	2,910	817	251	34	6	222	427	159	61	2	1,793	3,162	4,262	2,767	985	120	1	0	2
60	403,722	0	38	86	807	1,265	32,422	56,837	27,171	7,923	687	123	1,114	6,376	2,487	1,242	96	17,672	43,451	85,101	81,648	32,249	4,776	86	11	54
61	3,360	0	27	43	89	44	798	553	166	39	5	2	137	146	34	6	1	111	227	358	357	194	23	0	0	0
62	3,339	0	17	19	62	37	1,025	637	187	28	3	1	256	349	42	6	0	47	111	205	184	114	9	0	0	0
63	615	0	9	13	31	7	232	143	25	5	0	0	2	4	1	0	0	10	23	31	44	31	4	0	0	0
64	393	0	2	5	26	9	193	110	16	2	0	0	2	1	0	1	0	6	1	7	9	3	0	0	0	0
65	236	0	5	4	9	2	129	57	12	2	0	0	0	1	0	0	0	2	1	0	5	6	1	0	0	0
66	206	0	1	1	8	1	129	52	7	0	0	0	0	1	0	0	0	1	1	0	3	1	0	0	0	0
67	154	0	0	0	1	0	106	37	6	1	0	0	0	0	0	0	0	1	1	0	1	0	0	0	0	0
68	139	0	1	0	2	0	91	35	7	1	0	0	0	0	0	0	0	0	1	0	1	0	0	0	0	0
69	17	0	0	0	1	0	4	6	1	0	0	0	0	0	0	0	0	2	1	1	1	0	0	0	0	0
70+	38	0	0	0	1	0	7	3	4	4	0	0	1	0	0	0	0	1	3	6	7	1	0	0	0	0
UNK	518	0	0	0	8	10	38	44	6	7	0	0	1	2	0	8	0	20	38	139	148	48	1	0	0	0
TOT	1,998,452	21	263	970	2,998	3,321	110,518	192,699	127,571	42,281	3,333	502	5,467	25,774	22,461	10,188	277	105,376	247,649	570,949	396,636	96,221	25,205	5,681	1,510	581
AVG	46	24	59	57	57	56	54	50	47	44	38	36	54	50	44	43	45	49	46	44	44	45	33	24	22	29

OFFICERS AVG:

49.4

ENLISTED AVG:

44.7

Military Retirees Receiving Retired Pay as of September 30, 2022 by Rank and Age at Retirement

RETIRED AGE	DOD TOTAL										ALL RETIREES EXCLUDING RESERVE RETIRED																
	TOTAL	UNK	O-10	O-9	O-8	O-7	O-6	O-5	O-4	O-3	O-2	O-1	W-5	W-4	W-3	W-2	W-1	E-9	E-8	E-7	E-6	E-5	E-4	E-3	E-2	E-1	
17	16	0	0	0	0	0	0	0	0	0	0	0	0	0	0	0	0	0	0	0	0	0	2	0	11	3	
18	222	0	0	0	0	0	0	0	0	0	0	0	0	0	0	0	0	0	0	0	0	2	17	56	104	43	
19	1,088	0	0	0	0	0	0	0	0	0	0	0	0	0	0	0	0	0	0	0	18	239	470	282	79		
20	2,441	2	0	0	0	0	0	0	0	0	0	0	0	0	5	3	0	0	0	7	136	960	918	336	70		
21	3,962	4	0	0	0	0	0	1	0	4	11	3	0	0	16	6	0	0	2	29	470	2,013	1,146	201	56		
22	4,343	5	0	0	0	0	0	0	0	17	36	21	0	0	23	1	0	0	1	31	835	2,351	822	160	40		
23	4,301	5	0	0	0	0	0	0	0	51	109	87	0	0	28	2	0	1	1	58	1,065	2,175	596	105	18		
24	4,381	2	0	0	0	0	0	0	0	86	259	64	0	1	21	1	0	0	1	127	1,371	1,903	437	80	28		
25	4,386	1	0	0	0	0	1	0	0	142	370	38	0	0	14	1	0	0	2	253	1,592	1,629	273	42	28		
26	4,467	0	0	0	0	0	0	0	0	356	266	19	0	0	11	0	0	0	6	471	1,731	1,390	172	32	13		
27	4,543	0	0	0	0	0	0	0	3	465	158	20	0	0	10	2	0	1	31	702	1,846	1,124	128	42	11		
28	4,443	1	0	0	0	0	0	0	1	491	90	22	0	0	21	5	0	0	54	950	1,747	919	113	19	10		
29	4,413	0	0	0	0	0	0	0	8	510	64	5	1	0	2	17	7	0	109	1,104	1,724	751	83	17	11		
30	4,506	0	0	0	0	0	0	0	23	551	60	7	0	0	5	33	0	1	199	1,300	1,622	634	54	8	9		
31	4,413	0	0	0	0	0	0	0	44	526	45	10	0	0	13	44	2	0	5	317	1,383	1,446	516	45	11	6	
32	4,659	0	0	0	0	0	0	0	97	490	40	8	0	0	8	48	9	0	16	469	1,618	1,385	423	36	4	8	
33	6,585	0	0	0	0	0	0	1	172	423	52	10	0	1	20	65	5	0	30	910	2,700	1,826	330	37	3	0	
34	8,520	0	0	0	0	0	0	2	225	420	39	5	0	1	29	100	7	2	82	1,505	3,896	1,876	305	21	3	2	
35	10,154	0	0	0	0	0	1	4	208	397	46	4	0	2	54	138	5	29	211	2,415	4,563	1,817	233	22	4	1	
36	15,248	0	0	0	0	0	0	8	411	511	62	4	0	7	64	182	10	179	784	4,699	6,275	1,812	225	13	1	1	
37	50,076	0	0	0	0	0	0	32	1,406	1,291	85	5	0	75	671	654	9	589	5,089	18,707	18,180	3,033	235	8	5	2	
38	160,033	0	0	0	0	0	0	148	3,742	3,010	156	7	1	421	2,376	1,481	30	1,468	16,874	62,611	60,117	7,249	310	21	4	7	
39	173,585	0	0	0	0	0	4	562	5,435	3,506	144	6	8	797	2,868	1,469	18	2,460	21,455	71,130	56,105	7,274	293	31	6	14	
40	151,549	0	0	0	0	0	7	1,146	6,270	3,427	96	3	14	1,013	2,668	1,107	12	3,302	21,849	64,234	40,702	5,414	246	22	4	13	
41	134,044	0	0	1	0	0	57	4,941	9,760	3,361	85	7	18	1,172	2,376	831	10	3,894	20,491	53,992	29,115	3,695	196	20	2	20	
42	139,650	0	0	1	0	0	200	17,041	17,471	3,448	55	1	37	1,352	1,932	692	8	4,422	19,200	49,552	21,300	2,735	189	6	1	7	
43	118,827	0	0	0	2	386	18,156	14,366	3,000	69	3	63	1,448	1,607	504	5	5,173	17,578	38,744	15,496	2,088	118	12	0	9	9	
44	101,116	0	0	0	0	890	16,644	10,433	2,354	49	1	88	1,613	1,216	348	4	6,234	18,451	29,750	11,373	1,553	97	10	2	6	6	
45	80,727	0	0	1	2	3	1,979	14,470	7,482	1,553	29	1	142	1,601	925	252	3	6,404	15,069	21,229	8,285	1,190	96	8	1	2	
46	64,370	0	0	2	1	7	3,916	11,696	5,547	1,049	33	3	197	1,481	658	181	4	6,360	11,327	14,999	5,992	843	66	4	3	1	
47	55,481	0	0	1	1	10	6,181	9,677	4,296	696	21	0	255	1,411	524	135	1	7,914	8,120	10,873	4,616	677	70	2	0	0	
48	52,186	0	0	1	2	29	8,767	8,052	3,409	489	14	0	376	1,640	444	98	1	11,323	5,698	7,993	3,273	521	51	2	2	1	
49	41,446	0	0	2	3	80	8,545	6,660	2,338	331	6	1	419	1,279	334	82	2	8,149	4,301	5,884	2,604	383	39	2	0	2	
50	32,432	0	0	0	24	153	7,944	5,639	1,597	271	12	1	353	761	229	61	1	5,453	3,139	4,451	1,987	340	15	0	1	0	
51	26,638	0	0	3	38	238	8,589	4,081	1,117	198	6	0	345	562	185	50	2	3,581	2,360	3,492	1,515	252	20	2	1	1	
52	22,407	1	1	12	92	295	8,933	2,809	788	121	5	1	284	426	124	41	1	2,523	1,788	2,694	1,257	196	14	0	0	1	
53	15,698	0	3	32	179	267	5,158	2,212	541	103	3	1	260	307	106	29	0	1,743	1,353	2,180	1,018	185	17	1	0	0	
54	11,650	0	5	67	248	239	2,966	1,643	480	73	2	0	203	292	80	24	0	1,302	1,133	1,818	908	154	12	1	0	0	
55	8,920	0	13	110	319	152	2,287	1,145	352	54	4	1	161	202	46	13	0	981	1,015	1,481	471	97	16	0	0	0	
56	6,523	0	28	155	315	82	1,799	805	238	55	0	0	145	173	44	11	0	603	674	1,041	291	58	5	0	1	0	
57	4,859	0	38	170	242	60	1,240	600	173	31	6	0	151	127	19	7	0	407	526	780	237	40	4	0	1	0	
58	3,668	0	36	129	144	41	820	478	129	26	2	0	116	102	27	1	0	321	427	649	170	44	6	0	0	0	
59	3,216	0	39	107	89	19	666	371	103	17	0	0	98	96	18	2	0	324	439	634	160	33	1	0	0	0	
60	2,240	0	38	78	44	11	525	295	80	11	0	0	133	73	11	4	0	214	302	327	76	18	0	0	0	0	
61	1,071	0	27	41	22	7	438	214	49	4	0	0	54	24	5	0	0	48	51	58	25	2	2	0	0	0	
62	1,361	0	17	17	7	6	624	387	81	6	1	0	94	36	2	0	0	18	26	33	4	2	0	0	0	0	
63	177	0	9	13	6	2	73	44	10	2	0	0	0	1	0	0	0	6	4	3	2	2	0	0	0	0	
64	122	0	2	4	9	1	63	33	5	0	0	0	1	0	0	0	0	2	0	0	0	0	0	0	0	0	
65	86	0	5	4	2	0	45	22	5	0	0	0	0	0	0	0	0	2	0	0	1	0	0	0	0	0	
66	51	0	1	0	1	0	36	10	3	0	0	0	0	0	0	0	0	0	0	0	0	0	0	0	0	0	
67	35	0	0	0	0	0	19	10	4	1	0	0	0	0	0	0	0	1	0	0	0	0	0	0	0	0	
68	45	0	1	0	0	0	25	13	5	1	0	0	0	0	0	0	0	0	0	0	0	0	0	0	0	0	
69	5	0	0	0	0	0	2	2	1	0	0	0	0	0	0	0	0	0	0	0	0	0	0	0	0	0	
70+	20	0	0	0	1	0	3	2	4	4	0	0	0	0	0	0	0	1	3	2	0	0	0	0	0	0	
UNK	365	0	0	0	0	0	1	3	5	5	0	0	0	1	0	8	0	8	22	118	145	48	1	0	0	0	
TOT	1,561,770	21	263	951	1,791	1,704	73,190	130,059	98,917	33,938	2,593	370	4,017	18,498	19,690	8,861	177	85,439	199,893	480,183	310,894	62,447	20,258	5,594	1,499	523	
AVG	42	24	59	57	56	53	51	46	43	40	32	27	51	46	42	40	37	46	43	42	40	36	27	23	22	25	
OFFICERS AVG:								45.3																			
ENLISTED AVG:																				41.1							

Military Retirees Receiving Retired Pay as of September 30, 2022 by Rank and Age at Retirement

RETIRED AGE	DOD TOTAL											NON DISABILITY INCLUDING RESERVE RETIRED																
	TOTAL	UNK	O-10	O-9	O-8	O-7	O-6	O-5	O-4	O-3	O-2	O-1	W-5	W-4	W-3	W-2	W-1	E-9	E-8	E-7	E-6	E-5	E-4	E-3	E-2	E-1		
17	0	0	0	0	0	0	0	0	0	0	0	0	0	0	0	0	0	0	0	0	0	0	0	0	0	0		
18	0	0	0	0	0	0	0	0	0	0	0	0	0	0	0	0	0	0	0	0	0	0	0	0	0	0		
19	0	0	0	0	0	0	0	0	0	0	0	0	0	0	0	0	0	0	0	0	0	0	0	0	0	0		
20	0	0	0	0	0	0	0	0	0	0	0	0	0	0	0	0	0	0	0	0	0	0	0	0	0	0		
21	0	0	0	0	0	0	0	0	0	0	0	0	0	0	0	0	0	0	0	0	0	0	0	0	0	0		
22	0	0	0	0	0	0	0	0	0	0	0	0	0	0	0	0	0	0	0	0	0	0	0	0	0	0		
23	0	0	0	0	0	0	0	0	0	0	0	0	0	0	0	0	0	0	0	0	0	0	0	0	0	0		
24	0	0	0	0	0	0	0	0	0	0	0	0	0	0	0	0	0	0	0	0	0	0	0	0	0	0		
25	0	0	0	0	0	0	0	0	0	0	0	0	0	0	0	0	0	0	0	0	0	0	0	0	0	0		
26	0	0	0	0	0	0	0	0	0	0	0	0	0	0	0	0	0	0	0	0	0	0	0	0	0	0		
27	0	0	0	0	0	0	0	0	0	0	0	0	0	0	0	0	0	0	0	0	0	0	0	0	0	0		
28	0	0	0	0	0	0	0	0	0	0	0	0	0	0	0	0	0	0	0	0	0	0	0	0	0	0		
29	1	0	0	0	0	0	0	0	0	0	0	0	0	0	0	0	0	0	0	0	1	0	0	0	0	0		
30	1	0	0	0	0	0	0	0	0	0	0	0	0	0	0	0	0	0	0	0	1	0	0	0	0	0		
31	2	0	0	0	0	0	0	0	0	0	0	0	0	0	0	0	0	0	0	0	2	0	0	0	0	0		
32	371	0	0	0	0	0	0	0	1	1	0	0	0	0	3	0	0	2	53	185	126	0	0	0	0	0		
33	2,479	0	0	0	0	0	0	0	0	11	3	0	0	4	17	0	0	6	436	1,258	742	2	0	0	0	0		
34	4,553	0	0	0	0	0	0	0	4	38	4	0	1	6	44	2	0	30	975	2,499	947	3	0	0	0	0		
35	6,455	0	0	0	0	0	1	2	7	62	4	0	1	28	74	1	29	153	1,833	3,270	982	7	1	0	0	0		
36	11,587	0	0	0	0	0	0	1	136	204	23	0	5	42	113	4	176	697	4,053	5,032	1,084	14	2	1	0	0		
37	46,223	0	0	0	0	0	0	17	1,129	1,003	61	2	69	628	587	7	571	4,868	17,857	16,964	2,405	48	4	2	1	0		
38	154,894	0	0	0	0	0	0	109	3,455	2,643	130	3	408	2,266	1,413	25	1,422	16,379	61,151	58,657	6,662	146	14	4	6	0		
39	167,771	0	0	0	0	0	3	515	5,154	3,130	121	3	7	756	2,714	1,394	17	2,363	20,808	69,182	54,671	6,728	161	28	2	14	0	
40	145,814	0	0	0	0	0	7	1,055	5,946	3,098	73	1	14	966	2,511	1,044	12	3,181	21,121	62,369	39,319	4,947	122	13	2	13	0	
41	128,867	0	0	1	0	0	53	4,839	9,472	3,054	68	5	16	1,120	2,225	773	8	3,743	19,799	52,269	28,003	3,295	92	13	1	18	0	
42	134,928	0	0	1	0	0	192	16,868	17,133	3,190	46	1	35	1,284	1,826	648	6	4,249	18,528	48,044	20,409	2,375	80	5	1	7	0	
43	114,658	0	0	0	0	2	374	17,935	14,037	2,814	47	2	62	1,369	1,509	463	3	5,012	16,980	37,513	14,712	1,751	52	12	0	9	0	
44	97,432	0	0	0	0	0	865	16,394	10,126	2,172	37	0	82	1,547	1,140	311	4	6,048	17,944	28,706	10,737	1,278	30	4	1	6	0	
45	77,297	0	0	1	2	3	1,941	14,199	7,207	1,398	17	1	138	1,542	869	229	3	6,204	14,575	20,298	7,706	929	28	6	0	1	0	
46	61,428	0	0	2	1	6	3,852	11,471	5,304	927	23	2	191	1,417	604	152	4	6,152	10,892	14,295	5,470	643	15	2	2	1	0	
47	52,927	0	0	1	1	9	6,097	9,464	4,058	580	17	0	244	1,347	478	115	1	7,731	7,774	10,279	4,202	501	26	2	0	0	0	
48	49,953	0	0	1	2	28	8,682	7,840	3,215	403	10	0	363	1,594	413	82	0	11,136	5,421	7,465	2,917	368	10	2	1	0	0	
49	39,499	0	0	2	3	79	8,443	6,462	2,176	268	2	0	411	1,230	310	66	2	7,999	4,030	5,459	2,298	245	12	0	0	2	0	
50	30,670	0	0	0	27	156	7,844	5,475	1,478	216	8	1	344	721	201	43	0	5,302	2,895	4,022	1,718	217	2	0	0	0	0	
51	25,143	0	0	3	39	237	8,508	3,934	1,027	143	4	0	338	516	169	41	1	3,465	2,153	3,111	1,283	166	5	0	0	0	0	
52	21,177	1	1	12	95	300	8,872	2,692	723	90	1	0	277	383	103	34	0	2,422	1,611	2,409	1,038	107	5	0	0	1	0	
53	14,736	0	3	32	180	273	5,143	2,156	489	75	2	0	249	275	85	24	0	1,675	1,212	1,912	830	116	4	1	0	0	0	
54	11,053	0	5	67	255	253	2,987	1,692	449	48	1	0	196	268	64	17	0	1,248	1,029	1,619	756	93	5	1	0	0	0	
55	8,776	0	13	111	325	168	2,411	1,302	341	48	4	1	157	189	40	12	0	951	946	1,339	371	43	4	0	0	0	0	
56	7,320	0	28	153	329	101	2,103	1,126	273	51	1	0	145	162	39	11	1	669	750	1,044	291	40	2	0	1	0	0	
57	7,245	0	37	173	292	105	1,708	1,259	306	52	8	0	160	150	34	6	0	588	806	1,131	365	60	3	0	0	2	0	
58	8,759	0	36	129	212	87	1,628	1,455	364	85	5	0	171	207	69	10	0	753	1,161	1,479	713	181	14	0	0	0	0	
59	20,679	0	39	108	188	126	2,607	2,871	793	247	34	6	215	410	154	60	2	1,756	3,095	4,179	2,709	958	119	1	0	2	0	
60	403,499	0	38	86	807	1,265	32,409	56,820	27,148	7,918	687	123	1,111	6,370	2,484	1,242	96	17,654	43,413	85,050	81,614	32,237	4,776	86	11	54	0	
61	3,276	0	27	43	88	43	789	536	159	36	5	2	134	144	34	6	1	107	214	345	350	192	21	0	0	0	0	
62	3,285	0	17	19	62	37	1,016	629	177	26	2	1	256	347	42	6	0	44	105	196	182	112	9	0	0	0	0	
63	600	0	9	13	31	7	230	138	23	5	0	0	2	4	1	0	0	9	21	30	44	29	4	0	0	0	0	
64	390	0	2	5	26	9	191	110	15	2	0	0	2	1	0	1	0	6	1	7	9	3	0	0	0	0	0	
65	234	0	5	4	9	2	128	56	12	2	0	0	0	1	0	0	0	2	1	0	5	6	1	0	0	0	0	
66	206	0	1	1	8	1	129	52	7	0	0	0	0	1	0	0	0	1	1	0	3	1	0	0	0	0	0	
67	147	0	0	0	1	0	103	33	6	1	0	0	0	0	0	0	0	1	1	0	1	0	0	0	0	0	0	
68	139	0	1	0	2	0	91	35	7	1	0	0	0	0	0	0	0	0	1	0	1	0	0	0	0	0	0	
69	17	0	0	0	1	0	4	6	1	0	0	0	0	0	0	0	0	2	1	1	1	0	0	0	0	0	0	
70+	38	0	0	0	1	0	7	3	4	4	0	0	1	0	0	0	0	1	3	6	7	1	0	0	0	0	0	
UNK	518	0	0	0	8	10	38	44	6	7	0	0	1	2	0	8	0	20	38	139	148	48	1	0	0	0	0	
TOT	1,865,047	1	262	968	2,995	3,307	109,456	189,595	122,368	34,053	1,448	154	5,323	24,807	21,092	9,049	200	102,690	239,465	550,257	370,751	70,620	5,823	197	29	137		
AVG	46.8	52.0	58.8	57.1	57.2	56.1	53.7	50.4	47.3	46.2	50.5	57.4	53.6	49.8	44.1	43.3	50.0	49.0	46.2	44.5	44.9	49.5	57.1	49.3	48.4	49.1		
								OFFICERS AVG:	49.8										ENLISTED AVG:	45.6								

Military Retirees Receiving Retired Pay as of September 30, 2022 by Rank and Age at Retirement

RETIRED AGE	DOD TOTAL										NON DISABILITY EXCLUDING RESERVE RETIRED															
	TOTAL	UNK	O-10	O-9	O-8	O-7	O-6	O-5	O-4	O-3	O-2	O-1	W-5	W-4	W-3	W-2	W-1	E-9	E-8	E-7	E-6	E-5	E-4	E-3	E-2	E-1
17	0	0	0	0	0	0	0	0	0	0	0	0	0	0	0	0	0	0	0	0	0	0	0	0	0	0
18	0	0	0	0	0	0	0	0	0	0	0	0	0	0	0	0	0	0	0	0	0	0	0	0	0	0
19	0	0	0	0	0	0	0	0	0	0	0	0	0	0	0	0	0	0	0	0	0	0	0	0	0	0
20	0	0	0	0	0	0	0	0	0	0	0	0	0	0	0	0	0	0	0	0	0	0	0	0	0	0
21	0	0	0	0	0	0	0	0	0	0	0	0	0	0	0	0	0	0	0	0	0	0	0	0	0	0
22	0	0	0	0	0	0	0	0	0	0	0	0	0	0	0	0	0	0	0	0	0	0	0	0	0	0
23	0	0	0	0	0	0	0	0	0	0	0	0	0	0	0	0	0	0	0	0	0	0	0	0	0	0
24	0	0	0	0	0	0	0	0	0	0	0	0	0	0	0	0	0	0	0	0	0	0	0	0	0	0
25	0	0	0	0	0	0	0	0	0	0	0	0	0	0	0	0	0	0	0	0	0	0	0	0	0	0
26	0	0	0	0	0	0	0	0	0	0	0	0	0	0	0	0	0	0	0	0	0	0	0	0	0	0
27	0	0	0	0	0	0	0	0	0	0	0	0	0	0	0	0	0	0	0	0	0	0	0	0	0	0
28	0	0	0	0	0	0	0	0	0	0	0	0	0	0	0	0	0	0	0	0	0	0	0	0	0	0
29	1	0	0	0	0	0	0	0	0	0	0	0	0	0	0	0	0	0	0	0	1	0	0	0	0	0
30	1	0	0	0	0	0	0	0	0	0	0	0	0	0	0	0	0	0	0	0	1	0	0	0	0	0
31	2	0	0	0	0	0	0	0	0	0	0	0	0	0	0	0	0	0	0	0	2	0	0	0	0	0
32	371	0	0	0	0	0	0	0	1	1	0	0	0	0	3	0	0	0	2	53	185	126	0	0	0	0
33	2,479	0	0	0	0	0	0	0	0	11	3	0	0	4	17	0	0	6	436	1,258	742	2	0	0	0	0
34	4,553	0	0	0	0	0	0	0	4	38	4	0	1	6	44	2	0	30	975	2,499	947	3	0	0	0	0
35	6,455	0	0	0	0	0	1	2	7	62	4	0	1	28	74	1	29	153	1,833	3,270	982	7	1	0	0	0
36	11,587	0	0	0	0	0	0	1	136	204	23	0	5	42	113	4	176	697	4,053	5,032	1,084	14	2	1	0	0
37	46,223	0	0	0	0	0	0	17	1,129	1,003	61	2	69	628	587	7	571	4,868	17,857	16,964	2,405	48	4	2	1	0
38	154,894	0	0	0	0	0	0	109	3,455	2,643	130	3	408	2,266	1,413	25	1,422	16,379	61,151	58,657	6,662	146	14	4	6	6
39	167,771	0	0	0	0	0	3	515	5,154	3,130	121	3	7	756	2,714	1,394	17	2,363	20,808	69,182	54,671	6,728	161	28	2	14
40	145,814	0	0	0	0	0	7	1,055	5,946	3,098	73	1	14	966	2,511	1,044	12	3,181	21,121	62,369	39,319	4,947	122	13	2	13
41	128,867	0	0	1	0	0	53	4,839	9,472	3,054	68	5	16	1,120	2,225	773	8	3,743	19,799	52,269	28,003	3,295	92	13	1	18
42	134,928	0	0	1	0	0	192	16,868	17,133	3,190	46	1	35	1,284	1,826	648	6	4,249	18,528	48,044	20,409	2,375	80	5	1	7
43	114,658	0	0	0	0	2	374	17,935	14,037	2,814	47	2	62	1,369	1,509	463	3	5,012	16,980	37,513	14,712	1,751	52	12	0	9
44	97,432	0	0	0	0	0	865	16,394	10,126	2,172	37	0	82	1,547	1,140	311	4	6,048	17,944	28,706	10,737	1,278	30	4	1	6
45	77,297	0	0	1	2	3	1,941	14,199	7,207	1,398	17	1	138	1,542	869	229	3	6,204	14,575	20,298	7,706	929	28	6	0	1
46	61,428	0	0	2	1	6	3,852	11,471	5,304	927	23	2	191	1,417	604	152	4	6,152	10,892	14,295	5,470	643	15	2	2	1
47	52,927	0	0	1	1	9	6,097	9,464	4,058	580	17	0	244	1,347	478	115	1	7,731	7,774	10,279	4,202	501	26	2	0	0
48	49,953	0	0	1	2	28	8,682	7,840	3,215	403	10	0	363	1,594	413	82	0	11,136	5,421	7,465	2,917	368	10	2	1	0
49	39,499	0	0	2	3	79	8,443	6,462	2,176	268	2	0	411	1,230	310	66	2	7,999	4,030	5,459	2,298	245	12	0	0	2
50	30,638	0	0	0	23	152	7,841	5,464	1,476	216	8	1	344	721	201	43	0	5,301	2,893	4,017	1,718	217	2	0	0	0
51	25,103	0	0	3	37	236	8,497	3,920	1,025	143	4	0	338	516	169	41	1	3,463	2,152	3,106	1,282	165	5	0	0	0
52	21,081	1	1	12	92	294	8,841	2,664	719	90	1	0	277	383	103	34	0	2,418	1,601	2,402	1,035	107	5	0	0	1
53	14,535	0	3	32	179	265	5,092	2,095	469	74	2	0	248	274	85	24	0	1,660	1,193	1,894	826	115	4	1	0	0
54	10,633	0	5	67	248	239	2,894	1,553	422	47	0	0	194	266	62	17	0	1,227	978	1,579	738	91	5	1	0	0
55	7,992	0	13	110	319	152	2,231	1,064	301	39	3	1	152	176	35	11	0	907	861	1,235	341	37	4	0	0	0
56	5,788	0	28	153	315	81	1,762	730	202	32	0	0	136	146	35	6	0	547	553	848	191	21	1	0	1	0
57	4,281	0	37	170	242	59	1,211	540	142	20	4	0	143	107	14	4	0	370	418	634	153	12	1	0	0	0
58	3,161	0	36	129	144	40	791	439	110	16	0	0	110	82	16	1	0	284	334	518	98	13	0	0	0	0
59	2,823	0	39	107	89	19	643	332	79	13	0	0	91	79	13	1	0	287	372	551	102	6	0	0	0	0
60	2,017	0	38	78	44	11	512	278	57	6	0	0	130	67	8	4	0	196	264	276	42	6	0	0	0	0
61	987	0	27	41	21	6	429	197	42	1	0	0	51	22	5	0	0	44	38	45	18	0	0	0	0	0
62	1,307	0	17	17	7	6	615	379	71	4	0	0	94	34	2	0	0	15	20	24	2	0	0	0	0	0
63	162	0	9	13	6	2	71	39	8	2	0	0	1	0	0	0	0	5	2	2	2	0	0	0	0	0
64	119	0	2	4	9	1	61	33	4	0	0	0	1	0	0	0	0	2	0	0	0	0	0	0	0	0
65	84	0	5	4	2	0	44	21	5	0	0	0	0	0	0	0	0	2	0	0	1	0	0	0	0	0
66	51	0	1	0	1	0	36	10	3	0	0	0	0	0	0	0	0	0	0	0	0	0	0	0	0	0
67	28	0	0	0	0	0	16	6	4	1	0	0	0	0	0	0	0	1	0	0	0	0	0	0	0	0
68	45	0	1	0	0	0	25	13	5	1	0	0	0	0	0	0	0	0	0	0	0	0	0	0	0	0
69	5	0	0	0	0	0	2	2	1	0	0	0	0	0	0	0	0	0	0	0	0	0	0	0	0	0
70+	20	0	0	0	1	0	3	2	4	4	0	0	0	0	0	0	0	1	3	2	0	0	0	0	0	0
UNK	365	0	0	0	0	0	1	3	5	5	0	0	0	1	0	8	0	8	22	118	145	48	1	0	0	0
TOT	1,428,365	1	262	949	1,788	1,690	72,128	126,955	93,714	25,710	708	22	3,873	17,531	18,321	7,722	100	82,753	191,709	459,491	285,009	36,846	876	110	18	79
AVG	42.8	52.0	58.8	57.1	55.5	52.8	50.5	45.8	43.4	41.7	40.6	41.8	51.2	45.6	41.8	40.5	40.0	46.4	42.8	41.5	40.3	39.9	40.9	40.8	41.3	41.2
OFFICERS AVG:								45.7										ENLISTED AVG:	41.7							

Military Retirees Receiving Retired Pay as of September 30, 2022 by Rank and Age at Retirement

RETIRED AGE	DOD TOTAL											DISABILITY ONLY															
	TOTAL	UNK	O-10	O-9	O-8	O-7	O-6	O-5	O-4	O-3	O-2	O-1	W-5	W-4	W-3	W-2	W-1	E-9	E-8	E-7	E-6	E-5	E-4	E-3	E-2	E-1	
17	16	0	0	0	0	0	0	0	0	0	0	0	0	0	0	0	0	0	0	0	0	0	2	0	11	3	
18	222	0	0	0	0	0	0	0	0	0	0	0	0	0	0	0	0	0	0	0	0	2	17	56	104	43	
19	1,088	0	0	0	0	0	0	0	0	0	0	0	0	0	0	0	0	0	0	0	0	18	239	470	282	79	
20	2,441	2	0	0	0	0	0	0	0	0	0	0	0	0	0	5	3	0	0	0	7	136	960	918	336	70	
21	3,962	4	0	0	0	0	0	1	0	4	11	3	0	0	0	16	6	0	0	2	29	470	2,013	1,146	201	56	
22	4,343	5	0	0	0	0	0	0	0	17	36	21	0	0	0	23	1	0	0	1	31	835	2,351	822	160	40	
23	4,301	5	0	0	0	0	0	0	0	51	109	87	0	0	0	28	2	0	1	1	58	1,065	2,175	596	105	18	
24	4,381	2	0	0	0	0	0	0	0	86	259	64	0	1	0	21	1	0	0	1	127	1,371	1,903	437	80	28	
25	4,386	1	0	0	0	0	1	0	0	142	370	38	0	0	0	14	1	0	0	2	253	1,592	1,629	273	42	28	
26	4,467	0	0	0	0	0	0	0	0	356	266	19	0	0	0	11	0	0	0	6	471	1,731	1,390	172	32	13	
27	4,543	0	0	0	0	0	0	0	3	465	158	20	0	0	0	10	2	0	1	31	702	1,846	1,124	128	42	11	
28	4,443	1	0	0	0	0	0	0	1	491	90	22	0	0	0	21	5	0	0	54	950	1,747	919	113	19	10	
29	4,412	0	0	0	0	0	0	0	8	510	64	5	1	0	2	17	7	0	0	109	1,103	1,724	751	83	17	11	
30	4,505	0	0	0	0	0	0	0	23	551	60	7	0	0	5	33	0	0	1	199	1,299	1,622	634	54	8	9	
31	4,411	0	0	0	0	0	0	0	44	526	45	10	0	0	13	44	2	0	5	317	1,381	1,446	516	45	11	6	
32	4,288	0	0	0	0	0	0	0	96	489	40	8	0	0	8	45	9	0	14	416	1,433	1,259	423	36	4	8	
33	4,106	0	0	0	0	0	0	1	172	412	49	10	0	1	16	48	5	0	24	474	1,442	1,084	328	37	3	0	
34	3,967	0	0	0	0	0	0	2	221	382	35	5	0	0	23	56	5	2	52	530	1,397	929	302	21	3	2	
35	3,699	0	0	0	0	0	0	2	201	335	42	4	0	1	26	64	4	0	58	582	1,293	835	226	21	4	1	
36	3,661	0	0	0	0	0	0	7	275	307	39	4	0	2	22	69	6	3	87	646	1,243	728	211	11	0	1	
37	3,853	0	0	0	0	0	0	15	277	288	24	3	0	6	43	67	2	18	221	850	1,216	628	187	4	3	1	
38	5,139	0	0	0	0	0	0	39	287	367	26	4	0	13	110	68	5	46	495	1,460	1,460	587	164	7	0	1	
39	5,814	0	0	0	0	0	1	47	281	376	23	3	1	41	154	75	1	97	647	1,948	1,434	546	132	3	4	0	
40	5,735	0	0	0	0	0	0	91	324	329	23	2	0	47	157	63	0	121	728	1,865	1,383	467	124	9	2	0	
41	5,177	0	0	0	0	0	4	102	288	307	17	2	2	52	151	58	2	151	692	1,723	1,112	400	104	7	1	2	
42	4,722	0	0	0	0	0	8	173	338	258	9	0	2	68	106	44	2	173	672	1,508	891	360	109	1	0	0	
43	4,169	0	0	0	0	0	12	221	329	186	22	1	1	79	98	41	2	161	598	1,231	784	337	66	0	0	0	
44	3,684	0	0	0	0	0	25	250	307	182	12	1	6	66	76	37	0	186	507	1,044	636	275	67	6	1	0	
45	3,430	0	0	0	0	0	38	271	275	155	12	0	4	59	56	23	0	200	494	931	579	261	68	2	1	1	
46	2,942	0	0	0	0	1	64	225	243	122	10	1	6	64	54	29	0	208	435	704	522	200	51	2	1	0	
47	2,554	0	0	0	0	1	84	213	238	116	4	0	11	64	46	20	0	183	346	594	414	176	44	0	0	0	
48	2,233	0	0	0	0	1	85	212	194	86	4	0	13	46	31	16	1	187	277	528	356	153	41	0	1	1	
49	1,947	0	0	0	0	1	102	198	162	63	4	1	8	49	24	16	0	150	271	425	306	138	27	2	0	0	
50	1,794	0	0	0	1	1	103	175	121	55	4	0	9	40	28	18	1	152	246	434	269	123	13	0	1	0	
51	1,535	0	0	0	1	2	92	161	92	55	2	0	7	46	16	9	1	118	208	386	233	87	15	2	1	1	
52	1,326	0	0	0	0	1	92	145	69	31	4	1	7	43	21	7	1	105	187	292	222	89	9	0	0	0	
53	1,163	0	0	0	0	2	66	117	72	29	1	1	12	33	21	5	0	83	160	286	192	70	13	0	0	0	
54	1,017	0	0	0	0	0	72	90	58	26	2	0	9	26	18	7	0	75	155	239	170	63	7	0	0	0	
55	928	0	0	0	0	0	56	81	51	15	1	0	9	26	11	2	0	74	154	246	130	60	12	0	0	0	
56	735	0	0	2	0	1	37	75	36	23	0	0	9	27	9	5	0	56	121	193	100	37	4	0	0	0	
57	578	0	1	0	0	1	29	60	31	11	2	0	8	20	5	3	0	37	108	146	84	28	3	0	1	0	
58	507	0	0	0	0	1	29	39	19	10	2	0	6	20	11	0	0	37	93	131	72	31	6	0	0	0	
59	393	0	0	0	0	0	23	39	24	4	0	0	7	17	5	1	0	37	67	83	58	27	1	0	0	0	
60	223	0	0	0	0	0	13	17	23	5	0	0	3	6	3	0	0	18	38	51	34	12	0	0	0	0	
61	84	0	0	0	1	1	9	17	7	3	0	0	3	2	0	0	0	4	13	13	7	2	2	0	0	0	
62	54	0	0	0	0	0	9	8	10	2	1	0	0	2	0	0	0	3	6	9	2	2	0	0	0	0	
63	15	0	0	0	0	0	2	5	2	0	0	0	0	0	0	0	0	1	2	1	0	2	0	0	0	0	
64	3	0	0	0	0	0	2	0	1	0	0	0	0	0	0	0	0	0	0	0	0	0	0	0	0	0	0
65	2	0	0	0	0	0	1	1	0	0	0	0	0	0	0	0	0	0	0	0	0	0	0	0	0	0	0
66	0	0	0	0	0	0	0	0	0	0	0	0	0	0	0	0	0	0	0	0	0	0	0	0	0	0	0
67	7	0	0	0	0	0	3	4	0	0	0	0	0	0	0	0	0	0	0	0	0	0	0	0	0	0	0
68	0	0	0	0	0	0	0	0	0	0	0	0	0	0	0	0	0	0	0	0	0	0	0	0	0	0	0
69	0	0	0	0	0	0	0	0	0	0	0	0	0	0	0	0	0	0	0	0	0	0	0	0	0	0	0
70+	0	0	0	0	0	0	0	0	0	0	0	0	0	0	0	0	0	0	0	0	0	0	0	0	0	0	0
UNK	0	0	0	0	0	0	0	0	0	0	0	0	0	0	0	0	0	0	0	0	0	0	0	0	0	0	0
TOT	133,405	20	1	2	3	14	1,062	3,104	5,203	8,228	1,885	348	144	967	1,369	1,139	77	2,686	8,184	20,692	25,885	25,601	19,382	5,484	1,481	444	
AVG	35.3	22.5	57.0	56.0	54.0	52.3	51.0	47.6	42.2	34.9	28.4	26.5	51.4	47.0	42.3	36.9	32.4	46.9	44.4	41.8	37.0	31.2	26.1	22.6	21.6	22.4	

OFFICERS AVG: 39.4

ENLISTED AVG: 34.4

Military Retirees Receiving Retired Pay as of September 30, 2022 by Rank and Years of Service

YOS	DOD TOTAL											ALL RETIREES EXCLUDING RESERVE RETIRED														
	TOTAL	UNK	O-10	O-9	O-8	O-7	O-6	O-5	O-4	O-3	O-2	O-1	W-5	W-4	W-3	W-2	W-1	E-9	E-8	E-7	E-6	E-5	E-4	E-3	E-2	E-1
0	1,423	6	0	0	0	0	3	4	3	41	43	35	0	0	2	0	3	1	5	13	20	82	197	337	477	151
1	5,016	1	0	0	0	0	3	2	17	63	149	152	0	1	1	0	4	0	6	18	58	309	1,731	1,865	544	92
2	7,642	1	0	0	0	0	2	9	40	187	517	50	0	0	1	44	5	2	12	46	163	1,165	3,577	1,560	207	54
3	8,523	4	0	0	0	0	3	13	51	411	483	26	0	0	1	43	1	3	22	81	279	1,685	4,391	877	102	47
4	8,608	2	0	0	0	0	3	25	63	781	194	14	0	3	8	32	7	7	37	138	493	2,754	3,512	437	70	28
5	7,766	2	0	0	0	0	6	39	82	749	100	20	0	5	9	45	3	13	56	257	822	3,208	2,135	168	25	22
6	7,445	3	0	0	0	0	12	42	130	753	59	10	1	7	21	39	4	24	109	329	1,163	3,250	1,363	91	21	14
7	7,209	0	0	0	0	0	13	71	182	756	70	1	0	6	16	60	4	41	161	411	1,645	2,759	940	44	17	12
8	6,668	1	0	0	0	1	19	71	209	706	39	9	0	20	32	43	1	48	164	471	1,880	2,321	573	45	5	10
9	6,145	0	0	0	0	0	22	79	249	598	27	7	2	13	37	55	5	64	166	465	2,035	1,958	330	26	5	2
10	5,666	0	0	0	0	0	26	87	334	507	39	2	1	23	32	54	4	69	197	545	2,005	1,503	230	7	1	0
11	5,099	0	0	0	0	0	19	102	341	380	25	3	2	17	32	52	10	51	168	668	1,886	1,179	148	9	2	5
12	4,828	0	0	0	0	0	24	90	378	326	20	5	2	15	41	62	5	45	142	793	1,827	953	92	8	0	0
13	4,237	0	0	0	0	0	24	111	384	219	29	4	6	23	38	65	3	46	154	812	1,580	671	63	4	0	1
14	3,875	0	0	0	0	0	19	83	356	197	15	4	0	12	43	73	6	50	168	881	1,425	507	33	1	1	1
15	17,356	0	0	0	0	0	74	285	2,387	785	25	1	4	28	99	180	6	65	343	2,812	6,839	3,395	26	2	0	0
16	15,026	0	0	0	1	0	72	258	2,806	636	21	1	1	37	88	158	5	48	372	3,242	5,822	1,443	14	1	0	0
17	15,957	0	0	0	0	0	45	334	3,160	522	21	3	1	26	96	191	3	57	451	3,863	5,775	1,395	11	0	2	1
18	14,142	0	0	0	0	0	67	477	1,796	400	20	0	9	29	80	103	0	77	586	4,307	5,118	1,061	10	0	1	1
19	10,861	0	0	0	0	0	46	472	1,340	444	41	1	3	20	64	98	3	72	852	3,740	3,060	583	20	1	0	1
20	698,610	0	0	10	17	22	4,323	46,091	50,956	11,801	414	16	263	3,597	9,157	5,138	65	6,166	62,840	236,662	231,007	29,158	749	90	15	53
21	158,780	0	0	1	11	18	2,582	18,996	9,454	3,577	107	2	142	1,629	3,220	1,049	14	4,323	27,468	67,673	17,741	695	56	8	0	14
22	133,638	0	0	3	12	17	2,783	17,693	5,768	2,803	52	1	140	1,666	2,378	639	10	5,898	25,655	56,801	11,060	222	24	2	2	9
23	84,468	0	1	3	10	16	3,361	11,785	4,130	2,095	25	0	166	1,512	1,470	298	3	5,405	17,688	31,147	5,256	79	8	5	2	3
24	91,316	0	0	2	7	26	5,581	8,879	3,751	1,611	19	0	171	1,565	1,004	160	1	6,257	18,218	42,642	1,379	26	13	2	0	2
25	44,295	0	0	3	22	30	6,707	6,327	2,743	1,084	10	0	183	1,323	540	79	0	5,242	10,761	8,983	239	10	7	2	0	0
26	61,611	0	0	0	10	44	10,891	4,557	2,071	690	14	0	235	1,586	471	57	1	8,923	21,352	10,611	91	4	2	1	0	0
27	27,347	0	1	4	18	91	7,825	3,089	1,615	393	4	0	244	1,074	233	15	0	6,312	5,479	896	50	4	0	0	0	0
28	23,886	0	0	3	27	192	6,443	4,117	1,260	160	5	1	273	943	162	15	0	5,907	3,999	351	25	1	1	1	0	0
29	15,887	0	1	8	45	240	5,500	1,387	797	71	4	0	277	754	104	5	0	5,094	1,468	115	16	1	0	0	0	0
30	40,659	0	1	14	123	365	11,482	1,592	1,579	125	1	0	689	2,135	186	4	0	21,511	618	216	17	1	0	0	0	0
31	5,863	0	2	36	203	237	1,895	830	194	20	0	0	368	188	16	1	0	1,732	93	41	7	0	0	0	0	0
32	3,790	0	5	78	278	187	912	613	106	12	0	0	227	99	5	0	0	1,215	31	16	5	1	0	0	0	0
33	2,313	0	12	128	331	103	635	415	43	3	0	1	224	48	1	1	0	339	16	11	1	0	1	0	0	0
34	1,680	1	25	150	303	59	520	303	20	0	0	0	99	43	2	1	0	141	5	5	3	0	0	0	0	0
35	1,281	0	45	173	188	23	288	343	7	1	0	0	73	25	0	0	0	113	0	2	0	0	0	0	0	0
36	719	0	40	118	94	14	236	99	6	0	0	0	59	13	0	0	0	35	2	3	0	0	0	0	0	0
37	519	0	42	92	48	8	206	63	1	0	0	0	37	3	0	0	0	15	2	2	0	0	0	0	0	0
38	457	0	36	70	23	6	231	41	2	0	0	0	37	5	0	0	0	3	1	2	0	0	0	0	0	0
39	209	0	22	29	5	2	89	22	1	0	0	0	28	0	0	0	0	9	0	2	0	0	0	0	0	0
40	161	0	17	13	4	0	77	15	0	0	0	0	29	1	0	0	0	0	2	2	1	0	0	0	0	0
41	67	0	4	11	4	0	30	9	0	0	0	0	8	1	0	0	0	0	0	0	0	0	0	0	0	0
42	47	0	5	0	4	0	25	2	0	0	0	0	9	1	0	0	0	1	0	0	0	0	0	0	0	0
43+	33	0	4	2	1	1	19	1	0	0	0	0	4	0	0	0	0	1	0	0	0	0	0	0	0	0
UNK	642	0	0	0	2	2	47	136	105	31	1	1	0	2	0	2	1	14	24	108	101	64	1	0	0	0
TOT	1,561,770	21	263	951	1,791	1,704	73,190	130,059	98,917	33,938	2,593	370	4,017	18,498	19,690	8,861	177	85,439	199,893	480,183	310,894	62,447	20,258	5,594	1,499	523
AVG	21.4	4.9	37.0	35.0	32.9	30.1	27.0	22.7	21.1	18.8	9.3	4.4	28.7	24.7	21.7	19.9	15.8	26.7	22.8	21.5	19.8	14.9	5.2	3.1	2.2	5.5

OFFICERS AVG: 22.8

ENLISTED AVG: 20.9

Military Retirees Receiving Retired Pay as of September 30, 2022 by Rank and Years of Service

YOS	DOD TOTAL										NON DISABILITY RETIREES EXCLUDING RESERVE RETIRED															
	TOTAL	UNK	O-10	O-9	O-8	O-7	O-6	O-5	O-4	O-3	O-2	O-1	W-5	W-4	W-3	W-2	W-1	E-9	E-8	E-7	E-6	E-5	E-4	E-3	E-2	E-1
0	2	0	0	0	0	0	0	2	0	0	0	0	0	0	0	0	0	0	0	0	0	0	0	0	0	0
1	0	0	0	0	0	0	0	0	0	0	0	0	0	0	0	0	0	0	0	0	0	0	0	0	0	0
2	0	0	0	0	0	0	0	0	0	0	0	0	0	0	0	0	0	0	0	0	0	0	0	0	0	0
3	0	0	0	0	0	0	0	0	0	0	0	0	0	0	0	0	0	0	0	0	0	0	0	0	0	0
4	0	0	0	0	0	0	0	0	0	0	0	0	0	0	0	0	0	0	0	0	0	0	0	0	0	0
5	0	0	0	0	0	0	0	0	0	0	0	0	0	0	0	0	0	0	0	0	0	0	0	0	0	0
6	0	0	0	0	0	0	0	0	0	0	0	0	0	0	0	0	0	0	0	0	0	0	0	0	0	0
7	0	0	0	0	0	0	0	0	0	0	0	0	0	0	0	0	0	0	0	0	0	0	0	0	0	0
8	0	0	0	0	0	0	0	0	0	0	0	0	0	0	0	0	0	0	0	0	0	0	0	0	0	0
9	0	0	0	0	0	0	0	0	0	0	0	0	0	0	0	0	0	0	0	0	0	0	0	0	0	0
10	0	0	0	0	0	0	0	0	0	0	0	0	0	0	0	0	0	0	0	0	0	0	0	0	0	0
11	0	0	0	0	0	0	0	0	0	0	0	0	0	0	0	0	0	0	0	0	0	0	0	0	0	0
12	0	0	0	0	0	0	0	0	0	0	0	0	0	0	0	0	0	0	0	0	0	0	0	0	0	0
13	0	0	0	0	0	0	0	0	0	0	0	0	0	0	0	0	0	0	0	0	0	0	0	0	0	0
14	0	0	0	0	0	0	0	0	0	0	0	0	0	0	0	0	0	0	0	0	0	0	0	0	0	0
15	14,025	0	0	0	0	0	48	178	2,103	618	16	0	1	12	54	121	2	25	195	1,958	5,657	3,030	7	0	0	0
16	12,003	0	0	0	1	0	49	140	2,579	492	12	0	0	16	39	111	2	17	180	2,331	4,787	1,242	4	1	0	0
17	13,345	0	0	0	0	0	28	211	2,964	426	9	0	0	13	65	149	2	21	246	3,063	4,910	1,231	7	0	0	0
18	11,993	0	0	0	0	0	41	367	1,641	339	15	0	3	19	32	73	0	38	388	3,609	4,485	935	6	0	1	1
19	9,446	0	0	0	0	0	30	402	1,244	394	39	1	1	12	38	73	2	57	707	3,251	2,654	524	16	0	0	1
20	685,878	0	0	9	17	22	4,278	45,675	50,473	11,394	392	15	257	3,471	8,825	4,980	64	5,920	61,024	231,541	227,790	28,847	732	89	14	49
21	153,160	0	0	1	11	16	2,542	18,692	9,202	3,354	100	2	139	1,528	3,016	994	14	4,135	26,392	65,311	16,983	652	54	8	0	14
22	129,762	0	0	3	12	16	2,719	17,453	5,576	2,638	48	1	136	1,576	2,245	607	9	5,689	24,802	55,251	10,737	209	23	2	1	9
23	81,877	0	1	3	10	16	3,287	11,597	4,008	2,007	23	0	158	1,434	1,388	286	2	5,196	17,064	30,171	5,138	70	8	5	2	3
24	89,507	0	0	2	7	24	5,499	8,711	3,655	1,541	16	0	164	1,491	955	152	1	6,078	17,732	42,102	1,341	23	9	2	0	2
25	43,056	0	0	3	22	30	6,628	6,215	2,666	1,049	10	0	178	1,239	524	77	0	5,070	10,417	8,687	227	8	5	1	0	0
26	60,687	0	0	0	10	43	10,809	4,471	2,005	664	14	0	227	1,523	452	56	1	8,713	21,107	10,499	86	4	2	1	0	0
27	26,760	0	1	4	18	91	7,773	3,026	1,569	380	4	0	232	1,032	227	14	0	6,133	5,333	874	45	4	0	0	0	0
28	23,401	0	0	3	27	190	6,375	4,059	1,221	154	5	1	263	901	156	15	0	5,761	3,909	336	22	1	1	1	0	0
29	15,573	0	1	8	43	240	5,444	1,352	771	70	3	0	266	741	99	5	0	4,965	1,438	110	16	1	0	0	0	0
30	40,395	0	1	14	123	362	11,435	1,569	1,561	124	1	0	678	2,117	183	4	0	21,389	608	208	17	1	0	0	0	0
31	5,750	0	2	36	203	237	1,877	806	188	19	0	0	363	181	15	1	0	1,687	90	39	6	0	0	0	0	0
32	3,722	0	5	78	278	187	893	600	104	12	0	0	223	93	5	0	0	1,197	27	16	4	0	0	0	0	0
33	2,274	0	12	128	331	102	624	408	43	3	0	1	213	43	1	1	0	336	16	10	1	0	1	0	0	0
34	1,656	1	25	150	302	59	513	299	20	0	0	0	97	41	2	1	0	137	4	4	1	0	0	0	0	0
35	1,264	0	45	172	188	22	283	338	7	1	0	0	71	23	0	0	0	112	0	2	0	0	0	0	0	0
36	712	0	39	118	94	14	234	99	5	0	0	0	57	13	0	0	0	35	1	3	0	0	0	0	0	0
37	514	0	42	92	48	8	206	62	1	0	0	0	34	3	0	0	0	15	2	1	0	0	0	0	0	0
38	449	0	36	70	23	6	228	39	2	0	0	0	36	4	0	0	0	2	1	2	0	0	0	0	0	0
39	206	0	22	29	5	2	88	21	1	0	0	0	27	0	0	0	0	9	0	2	0	0	0	0	0	0
40	159	0	17	13	4	0	76	15	0	0	0	0	28	1	0	0	0	0	2	2	1	0	0	0	0	0
41	67	0	4	11	4	0	30	9	0	0	0	0	8	1	0	0	0	0	0	0	0	0	0	0	0	0
42	47	0	5	0	4	0	25	2	0	0	0	0	9	1	0	0	0	1	0	0	0	0	0	0	0	0
43+	33	0	4	2	1	1	19	1	0	0	0	0	4	0	0	0	0	1	0	0	0	0	0	0	0	0
UNK	642	0	0	0	2	2	47	136	105	31	1	1	0	2	0	2	1	14	24	108	101	64	1	0	0	0
TOT	1,428,365	1	262	949	1,788	1,690	72,128	126,955	93,714	25,710	708	22	3,873	17,531	18,321	7,722	100	82,753	191,709	459,491	285,009	36,846	876	110	18	79
AVG	22.3	34.5	37.0	35.0	32.9	30.2	27.1	22.8	21.4	21.6	21.0	20.7	28.8	24.9	21.9	20.9	20.5	26.8	22.9	21.6	20.5	19.8	20.6	21.0	20.8	21.1

OFFICERS AVG: 23.4

ENLISTED AVG: 21.9

Military Retirees Receiving Retired Pay as of September 30, 2022 by Rank and Years of Service

YOS	DOD TOTAL											DISABILITY ONLY														
	TOTAL	UNK	O-10	O-9	O-8	O-7	O-6	O-5	O-4	O-3	O-2	O-1	W-5	W-4	W-3	W-2	W-1	E-9	E-8	E-7	E-6	E-5	E-4	E-3	E-2	E-1
0	1,421	6	0	0	0	0	3	2	3	41	43	35	0	0	2	0	3	1	5	13	20	82	197	337	477	151
1	5,016	1	0	0	0	0	3	2	17	63	149	152	0	1	1	0	4	0	6	18	58	309	1,731	1,865	544	92
2	7,642	1	0	0	0	0	2	9	40	187	517	50	0	0	1	44	5	2	12	46	163	1,165	3,577	1,560	207	54
3	8,523	4	0	0	0	0	3	13	51	411	483	26	0	0	1	43	1	3	22	81	279	1,685	4,391	877	102	47
4	8,608	2	0	0	0	0	3	25	63	781	194	14	0	3	8	32	7	7	37	138	493	2,754	3,512	437	70	28
5	7,766	2	0	0	0	0	6	39	82	749	100	20	0	5	9	45	3	13	56	257	822	3,208	2,135	168	25	22
6	7,445	3	0	0	0	0	12	42	130	753	59	10	1	7	21	39	4	24	109	329	1,163	3,250	1,363	91	21	14
7	7,209	0	0	0	0	0	13	71	182	756	70	1	0	6	16	60	4	41	161	411	1,645	2,759	940	44	17	12
8	6,668	1	0	0	0	1	19	71	209	706	39	9	0	20	32	43	1	48	164	471	1,880	2,321	573	45	5	10
9	6,145	0	0	0	0	0	22	79	249	598	27	7	2	13	37	55	5	64	166	465	2,035	1,958	330	26	5	2
10	5,666	0	0	0	0	0	26	87	334	507	39	2	1	23	32	54	4	69	197	545	2,005	1,503	230	7	1	0
11	5,099	0	0	0	0	0	19	102	341	380	25	3	2	17	32	52	10	51	168	668	1,886	1,179	148	9	2	5
12	4,828	0	0	0	0	0	24	90	378	326	20	5	2	15	41	62	5	45	142	793	1,827	953	92	8	0	0
13	4,237	0	0	0	0	0	24	111	384	219	29	4	6	23	38	65	3	46	154	812	1,580	671	63	4	0	1
14	3,875	0	0	0	0	0	19	83	356	197	15	4	0	12	43	73	6	50	168	881	1,425	507	33	1	1	1
15	3,331	0	0	0	0	0	26	107	284	167	9	1	3	16	45	59	4	40	148	854	1,182	365	19	2	0	0
16	3,023	0	0	0	0	0	23	118	227	144	9	1	1	21	49	47	3	31	192	911	1,035	201	10	0	0	0
17	2,612	0	0	0	0	0	17	123	196	96	12	3	1	13	31	42	1	36	205	800	865	164	4	0	2	1
18	2,149	0	0	0	0	0	26	110	155	61	5	0	6	10	48	30	0	39	198	698	633	126	4	0	0	0
19	1,415	0	0	0	0	0	16	70	96	50	2	0	2	8	26	25	1	15	145	489	406	59	4	1	0	0
20	12,732	0	0	1	0	0	45	416	483	407	22	1	6	126	332	158	1	246	1,816	5,129	3,217	311	17	1	1	4
21	5,620	0	0	0	0	2	40	304	252	223	7	0	3	101	204	55	0	188	1,076	2,362	758	43	2	0	0	0
22	3,876	0	0	0	0	1	64	240	192	165	4	0	4	90	133	32	1	209	853	1,550	323	13	1	0	1	0
23	2,591	0	0	0	0	0	74	188	122	88	2	0	8	78	82	12	1	209	624	976	118	9	0	0	0	0
24	1,809	0	0	0	0	2	82	168	96	70	3	0	7	74	49	8	0	179	486	540	38	3	4	0	0	0
25	1,239	0	0	0	0	0	79	112	77	35	0	0	5	84	16	2	0	172	344	296	12	2	2	1	0	0
26	924	0	0	0	0	1	82	86	66	26	0	0	8	63	19	1	0	210	245	112	5	0	0	0	0	0
27	587	0	0	0	0	0	52	63	46	13	0	0	12	42	6	1	0	179	146	22	5	0	0	0	0	0
28	485	0	0	0	0	2	68	58	39	6	0	0	10	42	6	0	0	146	90	15	3	0	0	0	0	0
29	314	0	0	0	2	0	56	35	26	1	1	0	11	13	5	0	0	129	30	5	0	0	0	0	0	0
30	264	0	0	0	0	3	47	23	18	1	0	0	11	18	3	0	0	122	10	8	0	0	0	0	0	0
31	113	0	0	0	0	0	18	24	6	1	0	0	5	7	1	0	0	45	3	2	1	0	0	0	0	0
32	68	0	0	0	0	0	19	13	2	0	0	0	4	6	0	0	0	18	4	0	1	1	0	0	0	0
33	39	0	0	0	0	1	11	7	0	0	0	0	11	5	0	0	0	3	0	1	0	0	0	0	0	0
34	24	0	0	0	1	0	7	4	0	0	0	0	2	2	0	0	0	4	1	1	2	0	0	0	0	0
35	17	0	0	1	0	1	5	5	0	0	0	0	2	2	0	0	0	1	0	0	0	0	0	0	0	0
36	7	0	1	0	0	0	2	0	1	0	0	0	2	0	0	0	0	0	1	0	0	0	0	0	0	0
37	5	0	0	0	0	0	0	1	0	0	0	0	3	0	0	0	0	0	0	1	0	0	0	0	0	0
38	8	0	0	0	0	0	3	2	0	0	0	0	1	1	0	0	0	1	0	0	0	0	0	0	0	0
39	3	0	0	0	0	0	1	1	0	0	0	0	1	0	0	0	0	0	0	0	0	0	0	0	0	0
40	2	0	0	0	0	0	1	0	0	0	0	0	1	0	0	0	0	0	0	0	0	0	0	0	0	0
41	0	0	0	0	0	0	0	0	0	0	0	0	0	0	0	0	0	0	0	0	0	0	0	0	0	0
42	0	0	0	0	0	0	0	0	0	0	0	0	0	0	0	0	0	0	0	0	0	0	0	0	0	0
43+	0	0	0	0	0	0	0	0	0	0	0	0	0	0	0	0	0	0	0	0	0	0	0	0	0	0
UNK	0	0	0	0	0	0	0	0	0	0	0	0	0	0	0	0	0	0	0	0	0	0	0	0	0	0
TOT	133,405	20	1	2	3	14	1,062	3,104	5,203	8,228	1,885	348	144	967	1,369	1,139	77	2,686	8,184	20,692	25,885	25,601	19,382	5,484	1,481	444
AVG	11.6	3.5	36.5	28.0	31.2	26.2	22.3	18.9	15.1	10.1	4.9	3.4	26.0	21.7	18.7	13.4	9.7	22.2	19.6	17.7	12.9	7.8	4.5	2.7	1.9	2.8

OFFICERS AVG: 13.7

ENLISTED AVG: 11.2

Military Retirees Retired as of September 30, 2022 and Receiving Retired Pay by Rank and Average Monthly Gross/Net Pay

*******(ALL DOD)*******

RANK/GROUPING	<u>ALL RETIREES INCLUDING RESERVES</u>			<u>ALL RETIREES EXCLUDING RESERVES</u>			<u>RESERVE RETIREES ONLY</u>			<u>NON-DISABILITY INCLUDING RESERVES</u>			<u>NON-DISABILITY EXCLUDING RESERVES</u>			<u>DISABILITY RETIREES ONLY</u>		
	NUMBER	MONTHLY AVG		NUMBER	MONTHLY AVG		NUMBER	MONTHLY AVG		NUMBER	MONTHLY AVG		NUMBER	MONTHLY AVG		NUMBER	MONTHLY AVG	
		NET	GROSS		NET	GROSS		NET	GROSS		NET	GROSS		NET	GROSS		NET	GROSS
O-10	263	15,981	17,020	263	15,981	17,020	0	0	0	262	15,999	17,042	262	15,999	17,042	1	11,114	11,114
O-9	970	13,560	14,408	951	13,673	14,527	19	7,943	8,435	968	13,566	14,412	949	13,679	14,531	2	10,698	12,574
O-8	2,998	9,223	9,793	1,791	11,506	12,157	1,207	5,836	6,285	2,995	9,221	9,791	1,788	11,507	12,158	3	10,878	11,698
O-7	3,321	7,065	7,500	1,704	9,437	9,952	1,617	4,564	4,917	3,307	7,057	7,491	1,690	9,443	9,954	14	8,756	9,609
O-6	110,518	6,029	6,355	73,190	7,453	7,824	37,328	3,237	3,474	109,456	6,025	6,343	72,128	7,468	7,828	1,062	6,401	7,618
O-5	192,699	4,187	4,417	130,059	5,036	5,288	62,640	2,426	2,609	189,595	4,185	4,394	126,955	5,053	5,275	3,104	4,348	5,806
O-4	127,571	3,439	3,675	98,917	3,904	4,168	28,654	1,834	1,972	122,368	3,470	3,632	93,714	3,971	4,140	5,203	2,707	4,667
O-3	42,281	2,800	3,257	33,938	3,111	3,651	8,343	1,533	1,655	34,053	3,051	3,187	25,710	3,543	3,684	8,228	1,759	3,545
O-2	3,333	1,489	2,210	2,593	1,573	2,473	740	1,192	1,292	1,448	1,990	2,093	708	2,824	2,930	1,885	1,104	2,301
O-1	502	924	1,545	370	950	1,760	132	852	942	154	1,081	1,173	22	2,458	2,559	348	854	1,709
ALL COMMISSIONED	484,456	4,343	4,625	343,776	5,092	5,412	140,680	2,514	2,702	464,606	4,418	4,641	323,926	5,245	5,483	19,850	2,591	4,267
W-5	5,467	5,494	5,811	4,017	6,266	6,589	1,450	3,355	3,658	5,323	5,487	5,790	3,873	6,285	6,589	144	5,760	6,584
W-4	25,774	3,675	3,887	18,498	4,302	4,528	7,276	2,080	2,258	24,807	3,667	3,851	17,531	4,325	4,512	967	3,880	4,818
W-3	22,461	2,888	3,088	19,690	3,072	3,283	2,771	1,577	1,709	21,092	2,902	3,042	18,321	3,102	3,244	1,369	2,672	3,803
W-2	10,188	2,273	2,536	8,861	2,423	2,709	1,327	1,267	1,380	9,049	2,358	2,479	7,722	2,545	2,668	1,139	1,600	2,987
W-1	277	1,530	1,959	177	1,831	2,461	100	998	1,070	200	1,713	1,793	100	2,429	2,516	77	1,054	2,388
ALL WARRANT	64,167	3,322	3,549	51,243	3,650	3,889	12,924	2,024	2,198	60,471	3,358	3,527	47,547	3,720	3,889	3,696	2,744	3,896
ALL OFFICERS	548,623	4,224	4,499	395,019	4,905	5,215	153,604	2,473	2,660	525,077	4,296	4,512	371,473	5,050	5,279	23,546	2,615	4,209
E-9	105,376	3,772	3,959	85,439	4,184	4,373	19,937	2,008	2,183	102,690	3,779	3,949	82,753	4,205	4,374	2,686	3,519	4,335
E-8	247,649	2,559	2,715	199,893	2,825	2,988	47,756	1,444	1,571	239,465	2,561	2,692	191,709	2,840	2,972	8,184	2,484	3,367
E-7	570,949	2,079	2,231	480,183	2,243	2,403	90,766	1,213	1,318	550,257	2,087	2,211	459,491	2,260	2,387	20,692	1,854	2,770
E-6	396,636	1,487	1,658	310,894	1,666	1,864	85,742	838	911	370,751	1,519	1,627	285,009	1,724	1,842	25,885	1,025	2,111
E-5	96,221	900	1,248	62,447	1,033	1,537	33,774	653	713	70,620	1,029	1,116	36,846	1,373	1,486	25,601	544	1,611
E-4	25,205	403	1,037	20,258	391	1,170	4,947	449	491	5,823	560	610	876	1,185	1,282	19,382	356	1,165
E-3	5,681	371	832	5,594	370	838	87	404	447	197	753	821	110	1,029	1,116	5,484	357	832
E-2	1,510	410	702	1,499	411	704	11	270	332	29	622	701	18	837	927	1,481	406	702
E-1	581	461	734	523	464	763	58	440	473	137	639	699	79	785	865	444	406	745
ALL ENLISTED	1,449,808	2,005	2,189	1,166,730	2,222	2,426	283,078	1,114	1,211	1,339,969	2,082	2,203	1,056,891	2,341	2,469	109,839	1,077	2,011
UNKNOWN RANK	21	732	973	21	732	973	0	0	0	1	7,851	8,397	1	7,851	8,397	20	376	602
ALL RETIREES	1,998,452	2,614	2,823	1,561,770	2,900	3,131	436,682	1,592	1,721	1,865,047	2,705	2,853	1,428,365	3,045	3,200	133,405	1,348	2,399

Military Retirees Retired During FY2022 and Receiving Retired Pay by Rank and Average Monthly Gross/Net Pay

*******(ALL DOD)*******

RANK/GROUPING	<u>ALL RETIREES INCLUDING RESERVES</u>			<u>ALL RETIREES EXCLUDING RESERVES</u>			<u>RESERVE RETIREES ONLY</u>			<u>NON-DISABILITY INCLUDING RESERVES</u>			<u>NON-DISABILITY EXCLUDING RESERVES</u>			<u>DISABILITY RETIREES ONLY</u>		
	NUMBER	MONTHLY AVG NET	MONTHLY AVG GROSS	NUMBER	MONTHLY AVG NET	MONTHLY AVG GROSS	NUMBER	MONTHLY AVG NET	MONTHLY AVG GROSS	NUMBER	MONTHLY AVG NET	MONTHLY AVG GROSS	NUMBER	MONTHLY AVG NET	MONTHLY AVG GROSS	NUMBER	MONTHLY AVG NET	MONTHLY AVG GROSS
O-10	10	15,619	16,670	10	15,619	16,670	0	0	0	10	15,619	16,670	10	15,619	16,670	0	0	0
O-9	39	14,036	14,822	39	14,036	14,822	0	0	0	39	14,036	14,822	39	14,036	14,822	0	0	0
O-8	82	9,974	10,600	48	12,245	12,882	34	6,767	7,378	82	9,974	10,600	48	12,245	12,882	0	0	0
O-7	99	7,677	8,160	48	10,010	10,518	51	5,482	5,940	99	7,677	8,160	48	10,010	10,518	0	0	0
O-6	2,946	6,668	7,062	2,038	7,892	8,312	908	3,919	4,255	2,882	6,674	7,039	1,974	7,941	8,320	64	6,407	8,069
O-5	5,402	4,531	4,830	3,446	5,428	5,751	1,956	2,950	3,207	5,207	4,524	4,773	3,251	5,470	5,716	195	4,733	6,330
O-4	3,240	3,595	4,066	2,305	4,205	4,794	935	2,091	2,272	2,830	3,703	3,896	1,895	4,498	4,698	410	2,851	5,236
O-3	1,211	2,645	3,595	934	2,966	4,160	277	1,561	1,692	784	3,192	3,349	507	4,083	4,255	427	1,640	4,047
O-2	135	1,159	2,290	99	1,167	2,683	36	1,137	1,211	39	1,282	1,362	3	3,025	3,163	96	1,109	2,668
O-1	18	794	2,132	17	728	2,134	1	1,919	2,088	1	1,919	2,088	0	0	0	17	728	2,134
ALL COMMISSIONED	13,182	4,660	5,097	8,984	5,471	5,995	4,198	2,923	3,175	11,973	4,853	5,118	7,775	5,895	6,166	1,209	2,747	4,895
W-5	254	5,996	6,311	202	6,611	6,929	52	3,609	3,912	241	6,005	6,274	189	6,665	6,924	13	5,832	7,000
W-4	765	4,180	4,505	611	4,575	4,918	154	2,612	2,864	661	4,205	4,421	507	4,689	4,894	104	4,019	5,039
W-3	753	3,202	3,477	641	3,429	3,717	112	1,900	2,105	653	3,238	3,387	541	3,515	3,652	100	2,962	4,064
W-2	271	2,352	2,786	220	2,567	3,053	51	1,426	1,635	214	2,519	2,666	163	2,861	2,988	57	1,726	3,238
W-1	11	1,956	2,247	8	2,439	2,772	3	665	847	9	1,986	2,111	6	2,647	2,743	2	1,817	2,858
ALL WARRANT	2,054	3,793	4,112	1,682	4,110	4,448	372	2,359	2,597	1,778	3,880	4,069	1,406	4,282	4,459	276	3,232	4,390
ALL OFFICERS	15,236	4,543	4,964	10,666	5,257	5,751	4,570	2,877	3,128	13,751	4,727	4,982	9,181	5,648	5,905	1,485	2,837	4,801
E-9	3,055	4,095	4,349	2,354	4,548	4,806	701	2,575	2,816	2,838	4,130	4,332	2,137	4,640	4,829	217	3,643	4,577
E-8	6,992	2,721	2,937	5,362	3,012	3,244	1,630	1,767	1,929	6,376	2,737	2,875	4,746	3,070	3,200	616	2,565	3,579
E-7	14,245	2,262	2,454	11,110	2,496	2,702	3,135	1,435	1,574	13,094	2,282	2,403	9,959	2,548	2,664	1,151	2,045	3,035
E-6	8,401	1,571	1,786	5,423	1,890	2,172	2,978	989	1,085	7,484	1,616	1,716	4,506	2,031	2,133	917	1,199	2,364
E-5	2,241	789	1,199	856	920	1,871	1,385	709	783	1,511	788	863	126	1,657	1,744	730	792	1,893
E-4	755	682	1,069	505	796	1,356	250	453	491	254	468	506	4	1,437	1,482	501	790	1,355
E-3	204	877	1,092	202	883	1,100	2	311	312	2	311	312	0	0	0	202	883	1,100
E-2	28	911	1,085	28	911	1,085	0	0	0	0	0	0	0	0	0	28	911	1,085
E-1	13	600	760	9	666	892	4	453	462	4	453	462	0	0	0	9	666	892
ALL ENLISTED	35,934	2,211	2,436	25,849	2,562	2,826	10,085	1,311	1,437	31,563	2,295	2,419	21,478	2,758	2,881	4,371	1,603	2,558
UNKNOWN RANK	0	0	0	0	0	0	0	0	0	0	0	0	0	0	0	0	0	0
ALL RETIREES	51,170	2,905	3,189	36,515	3,349	3,681	14,655	1,799	1,964	45,314	3,033	3,197	30,659	3,623	3,786	5,856	1,916	3,127

Excluding members who retired during the fiscal year and died before the end of the year.

Number of Military Retirees as of September 30, 2022

*******(ALL DOD)*******

NON DISABILITY EXCLUDING RESERVE RETIRED

DISABLED RETIREES

	IN RETIRED APPROPRIATION					NOT IN RETIRED APPROPRIATION				IN RETIRED APPROPRIATION					NOT IN RETIRED APPROPRIATION			
	NUMBER	AVG MONTH NET	AVG MONTH GROSS	NUMBER WITH VA OFFSET	AVG VA OFFSET	NUMBER	AVG MONTH GROSS	NUMBER WITH VA OFFSET	AVG MONTH OFFSET	NUMBER	AVG MONTH NET	AVG MONTH GROSS	NUMBER WITH VA OFFSET	AVG VA OFFSET	NUMBER	AVG MONTH GROSS	NUMBER WITH VA OFFSET	AVG MONTH OFFSET
O-10	262	15,999	17,042	64	447	0	0	0	0	1	11,114	11,114	0	0	0	0	0	0
O-9	949	13,679	14,531	221	431	0	0	0	0	2	10,698	12,574	1	2,868	0	0	0	0
O-8	1,788	11,507	12,158	432	433	0	0	0	0	3	10,878	11,698	1	179	0	0	0	0
O-7	1,690	9,443	9,954	425	426	0	0	0	0	14	8,756	9,609	5	1,388	0	0	0	0
O-6	72,128	7,468	7,828	18,456	403	23	6,149	0	0	1,062	6,401	7,618	572	1,779	3	5,962	2	6,068
O-5	126,955	5,053	5,275	32,441	380	95	4,681	0	0	3,104	4,348	5,806	1,977	2,021	61	3,491	58	3,439
O-4	93,714	3,971	4,140	22,060	371	155	3,768	1	3,518	5,203	2,707	4,667	4,145	2,304	612	3,016	601	3,009
O-3	25,710	3,543	3,684	5,543	368	105	3,426	0	0	8,228	1,759	3,545	6,792	2,082	2,562	2,463	2,536	2,458
O-2	708	2,824	2,930	139	369	16	2,865	0	0	1,885	1,104	2,301	1,408	1,566	1,221	1,999	1,208	2,000
O-1	22	2,458	2,559	4	339	0	0	0	0	348	854	1,709	252	1,155	340	1,646	337	1,644
ALL COMM.	323,926	5,245	5,483	79,785	383	394	3,999	1	3,518	19,850	2,591	4,267	15,153	2,059	4,799	2,373	4,742	2,367
W-5	3,873	6,285	6,589	608	438	0	0	0	0	144	5,760	6,584	61	1,345	2	1,918	2	1,918
W-4	17,531	4,325	4,512	3,464	399	41	3,706	0	0	967	3,880	4,818	550	1,382	18	2,914	16	2,801
W-3	18,321	3,102	3,244	3,682	386	195	2,991	1	4,118	1,369	2,672	3,803	896	1,561	120	2,726	116	2,700
W-2	7,722	2,545	2,668	1,633	379	162	2,604	0	0	1,139	1,600	2,987	922	1,624	484	2,364	479	2,365
W-1	100	2,429	2,516	13	348	3	2,210	0	0	77	1,054	2,388	65	1,525	77	2,057	76	2,056
ALL WARRANT	47,547	3,720	3,889	9,400	393	401	2,902	1	4,118	3,696	2,744	3,896	2,494	1,538	701	2,405	689	2,396
ALL OFFICERS	371,473	5,050	5,279	89,185	384	795	3,446	2	3,818	23,546	2,615	4,209	17,647	1,986	5,500	2,377	5,431	2,370
E-9	82,753	4,205	4,374	16,545	390	468	3,097	1	3,049	2,686	3,519	4,335	1,430	1,299	80	2,822	74	2,749
E-8	191,709	2,840	2,972	38,257	384	1,687	2,504	1	2,284	8,184	2,484	3,367	5,103	1,262	811	2,659	776	2,650
E-7	459,491	2,260	2,387	96,390	382	4,544	2,139	4	2,198	20,692	1,854	2,770	14,154	1,222	7,313	2,280	7,177	2,283
E-6	285,009	1,724	1,842	62,157	377	2,481	1,817	7	1,785	25,885	1,025	2,111	21,731	1,222	26,699	1,800	26,482	1,801
E-5	36,846	1,373	1,486	8,520	371	350	1,527	0	0	25,601	544	1,611	23,170	1,135	49,401	1,405	49,156	1,406
E-4	876	1,185	1,282	141	421	10	1,040	0	0	19,382	356	1,165	16,738	915	60,932	1,101	60,706	1,102
E-3	110	1,029	1,116	20	366	2	728	0	0	5,484	357	832	3,946	649	21,849	872	21,767	873
E-2	18	837	927	3	426	0	0	0	0	1,481	406	702	893	481	5,985	742	5,959	742
E-1	79	785	865	11	472	0	0	0	0	444	406	745	273	539	1,740	752	1,738	752
ALL ENLISTED	1,056,891	2,341	2,469	222,044	381	9,542	2,143	13	2,047	109,839	1,077	2,011	87,438	1,108	174,810	1,307	173,835	1,306
UNKNOWN	1	7,851	8,397	0	0	0	0	0	0	20	376	602	9	498	61	584	60	594
TOTAL	1,428,365	3,045	3,200	311,229	382	10,337	2,243	15	2,283	133,405	1,348	2,399	105,094	1,255	180,371	1,339	179,326	1,338
SUMMARY TOTAL FOR RESERVE RETIRED ONLY:																		
	436,682	1,592	1,721	62,765	298	1,288	572	1,279	563									

Number of Military Retirees Who Retired During FY2022

*******(ALL DOD)*******

	NON DISABILITY EXCLUDING RESERVE RETIRED					DISABLED RETIREES												
	IN RETIRED APPROPRIATION		NOT IN RETIRED APPROPRIATION			IN RETIRED APPROPRIATION		NOT IN RETIRED APPROPRIATION										
	NUMBER	AVG MONTH NET	AVG MONTH GROSS	NUMBER WITH VA OFFSET	AVG VA OFFSET	NUMBER	AVG MONTH GROSS	NUMBER WITH VA OFFSET	AVG MONTH OFFSET	NUMBER	AVG MONTH NET	AVG MONTH GROSS	NUMBER WITH VA OFFSET	AVG VA OFFSET	NUMBER	AVG MONTH GROSS	NUMBER WITH VA OFFSET	AVG MONTH OFFSET
O-10	10	15,619	16,670	1	522	0	0	0	0	0	0	0	0	0	0	0	0	0
O-9	39	14,036	14,822	0	0	0	0	0	0	0	0	0	0	0	0	0	0	0
O-8	48	12,245	12,882	1	153	0	0	0	0	0	0	0	0	0	0	0	0	0
O-7	48	10,010	10,518	1	467	0	0	0	0	0	0	0	0	0	0	0	0	0
O-6	1,974	7,941	8,320	65	521	0	0	0	0	64	6,407	8,069	42	2,009	0	0	0	0
O-5	3,251	5,470	5,716	126	548	0	0	0	0	195	4,733	6,330	119	2,183	6	3,450	6	3,450
O-4	1,895	4,498	4,698	59	588	0	0	0	0	410	2,851	5,236	337	2,677	34	3,027	34	3,016
O-3	507	4,083	4,255	10	473	0	0	0	0	427	1,640	4,047	377	2,606	147	2,668	147	2,660
O-2	3	3,025	3,163	0	0	0	0	0	0	96	1,109	2,668	73	1,957	83	2,272	83	2,269
O-1	0	0	0	0	0	0	0	0	0	17	728	2,134	15	1,548	14	1,697	14	1,686
ALL COMM.	7,775	5,895	6,166	263	545	0	0	0	0	1,209	2,747	4,895	963	2,487	284	2,564	284	2,557
W-5	189	6,665	6,924	3	549	0	0	0	0	13	5,832	7,000	7	1,509	0	0	0	0
W-4	507	4,689	4,894	7	672	0	0	0	0	104	4,019	5,039	60	1,380	4	3,410	4	3,410
W-3	541	3,515	3,652	3	378	0	0	0	0	100	2,962	4,064	57	1,633	8	3,158	8	3,136
W-2	163	2,861	2,988	2	554	0	0	0	0	57	1,726	3,238	44	1,839	43	2,716	43	2,703
W-1	6	2,647	2,743	0	0	0	0	0	0	2	1,817	2,858	1	1,939	4	2,751	4	2,751
ALL WARRANT	1,406	4,282	4,459	15	573	0	0	0	0	276	3,232	4,390	169	1,594	59	2,825	59	2,813
ALL OFFICERS	9,181	5,648	5,905	278	547	0	0	0	0	1,485	2,837	4,801	1,132	2,354	343	2,609	343	2,601
E-9	2,137	4,640	4,829	35	453	0	0	0	0	217	3,643	4,577	126	1,324	4	2,662	4	2,662
E-8	4,746	3,070	3,200	54	549	0	0	0	0	616	2,565	3,579	393	1,376	76	2,952	76	2,936
E-7	9,959	2,548	2,664	159	520	0	0	0	0	1,151	2,045	3,035	730	1,381	607	2,529	607	2,525
E-6	4,506	2,031	2,133	87	566	0	0	0	0	917	1,199	2,364	640	1,540	2,133	1,920	2,133	1,918
E-5	126	1,657	1,744	4	357	0	0	0	0	730	792	1,893	478	1,586	2,861	1,565	2,861	1,564
E-4	4	1,437	1,482	0	0	0	0	0	0	501	790	1,355	225	1,175	3,053	1,262	3,053	1,262
E-3	0	0	0	0	0	0	0	0	0	202	883	1,100	46	866	922	1,150	922	1,149
E-2	0	0	0	0	0	0	0	0	0	28	911	1,085	7	617	84	1,112	84	1,112
E-1	0	0	0	0	0	0	0	0	0	9	666	892	3	644	35	1,036	35	1,036
ALL ENLISTED	21,478	2,758	2,881	339	527	0	0	0	0	4,371	1,603	2,558	2,648	1,424	9,775	1,574	9,775	1,573
UNKNOWN	0	0	0	0	0	0	0	0	0	0	0	0	0	0	1	809	1	809
TOTAL	30,659	3,623	3,786	617	536	0	0	0	0	5,856	1,916	3,127	3,780	1,702	10,119	1,609	10,119	1,608
SUMMARY TOTAL FOR RESERVE RETIRED ONLY:																		
	14,655	1,799	1,964	2,617	307	49	548	49	547									

Excluding members who retired during the fiscal year and died before the end of the year.

Retirees Receiving Pay as of September 30, 2022 by Fiscal Year and Type of Retirement

Officers Only

Fiscal Year of Retirement	Retirees Inc. Reserves	Retirees Exc. Reserves	Reserve Retirees	Non Disability Inc. Reserves	Non Disability Exc. Reserves	Disability Retirees
2022	15,236	10,666	4,570	13,751	9,181	1,485
2021	15,563	9,929	5,634	14,396	8,762	1,167
2020	15,332	9,744	5,588	13,881	8,293	1,451
2019	15,568	10,035	5,533	14,301	8,768	1,267
2018	16,046	10,513	5,533	14,520	8,987	1,526
2017	16,533	10,880	5,653	15,387	9,734	1,146
2016	16,944	11,248	5,696	15,652	9,956	1,292
2015	17,746	12,225	5,521	16,208	10,687	1,538
2014	16,767	11,381	5,386	15,570	10,184	1,197
2013	15,321	9,792	5,529	14,265	8,736	1,056
2012	15,443	9,686	5,757	14,852	9,095	591
2011	14,891	9,114	5,777	14,406	8,629	485
2010	14,220	8,074	6,146	13,778	7,632	442
2009	15,814	8,598	7,216	15,394	8,178	420
2008	16,296	8,790	7,506	15,978	8,472	318
2007	18,607	9,841	8,766	18,304	9,538	303
2006	16,257	9,521	6,736	15,981	9,245	276
2005	15,685	9,681	6,004	15,425	9,421	260
2004	14,109	8,630	5,479	13,920	8,441	189
2003	12,976	7,567	5,409	12,824	7,415	152
2002	11,144	6,619	4,525	10,999	6,474	145
2001	12,192	8,551	3,641	12,029	8,388	163
2000	11,406	8,172	3,234	11,242	8,008	164
1999	11,253	8,213	3,040	11,088	8,048	165
1998	11,435	8,567	2,868	11,266	8,398	169
1997	12,317	9,818	2,499	12,142	9,643	175
1996	12,299	10,073	2,226	12,074	9,848	225
1995	13,357	11,284	2,073	13,102	11,029	255
1994	15,529	13,810	1,719	15,294	13,575	235
1993	12,894	11,243	1,651	12,630	10,979	264
1992	12,643	11,256	1,387	12,348	10,961	295
1991	9,756	8,505	1,251	9,543	8,292	213
1990	9,345	8,163	1,182	9,116	7,934	229
1989	9,141	8,331	810	8,885	8,075	256
1988	7,694	7,157	537	7,472	6,935	222
1987	6,618	6,306	312	6,390	6,078	228
1986	5,770	5,495	275	5,568	5,293	202
1985	5,139	4,869	270	4,966	4,696	173
1984	5,220	4,974	246	5,074	4,828	146
1983	4,272	4,127	145	4,154	4,009	118
1982	4,301	4,186	115	4,202	4,087	99
1981	3,454	3,379	75	3,374	3,299	80
1980	4,149	4,107	42	4,043	4,001	106
1979	3,951	3,926	25	3,838	3,813	113
1978	2,938	2,929	9	2,811	2,802	127
1977	2,441	2,437	4	2,315	2,311	126
OTHER	10,700	10,700	0	8,511	8,511	2,189
TOTAL	548,624	395,020	153,604	525,078	371,474	23,546

Number retiring for current fiscal year is preliminary and subject to adjustments; most likely to be revised upward.

Retirees Receiving Pay as of September 30, 2022 by Fiscal Year and Type of Retirement

Enlisted Only

Fiscal Year of Retirement	Retirees Inc. Reserves	Retirees Exc. Reserves	Reserve Retirees	Non Disability Inc. Reserves	Non Disability Exc. Reserves	Disability Retirees
2022	35,934	25,849	10,085	31,563	21,478	4,371
2021	37,564	24,018	13,546	34,111	20,565	3,453
2020	35,845	22,191	13,654	31,432	17,778	4,413
2019	36,269	23,116	13,153	32,529	19,376	3,740
2018	40,507	27,778	12,729	35,062	22,333	5,445
2017	39,379	26,762	12,617	34,990	22,373	4,389
2016	40,216	27,988	12,228	34,435	22,207	5,781
2015	43,397	31,815	11,582	35,602	24,020	7,795
2014	44,212	33,343	10,869	36,118	25,249	8,094
2013	43,285	31,615	11,670	35,099	23,429	8,186
2012	41,922	29,322	12,600	36,969	24,369	4,953
2011	42,556	29,813	12,743	38,807	26,064	3,749
2010	39,809	26,421	13,388	35,990	22,602	3,819
2009	41,757	27,557	14,200	38,050	23,850	3,707
2008	43,558	28,994	14,564	40,942	26,378	2,616
2007	47,081	31,520	15,561	45,089	29,528	1,992
2006	43,073	31,694	11,379	41,297	29,918	1,776
2005	43,055	33,779	9,276	41,560	32,284	1,495
2004	39,895	31,668	8,227	38,925	30,698	970
2003	39,780	31,770	8,010	39,182	31,172	598
2002	29,849	23,549	6,300	29,289	22,989	560
2001	33,891	28,933	4,958	33,401	28,443	490
2000	32,219	27,830	4,389	31,656	27,267	563
1999	34,829	30,717	4,112	34,267	30,155	562
1998	36,144	32,211	3,933	35,542	31,609	602
1997	33,565	30,102	3,463	32,829	29,366	736
1996	33,136	30,045	3,091	32,257	29,166	879
1995	45,372	42,785	2,587	44,395	41,808	977
1994	37,067	35,127	1,940	35,980	34,040	1,087
1993	32,347	30,848	1,499	31,316	29,817	1,031
1992	28,983	27,683	1,300	27,970	26,670	1,013
1991	23,223	22,128	1,095	22,361	21,266	862
1990	19,681	18,843	838	18,852	18,014	829
1989	19,726	19,199	527	18,764	18,237	962
1988	17,860	17,514	346	17,060	16,714	800
1987	14,075	13,874	201	13,263	13,062	812
1986	13,228	13,076	152	12,451	12,299	777
1985	12,126	12,021	105	11,300	11,195	826
1984	11,173	11,096	77	10,550	10,473	623
1983	9,673	9,630	43	9,189	9,146	484
1982	10,110	10,091	19	9,735	9,716	375
1981	9,651	9,639	12	9,264	9,252	387
1980	10,885	10,880	5	10,454	10,449	431
1979	9,648	9,648	0	9,197	9,197	451
1978	8,692	8,691	1	8,203	8,202	489
1977	8,812	8,810	2	8,317	8,315	495
OTHER	47,274	47,272	2	37,368	37,366	9,906
TOTAL	1,449,828	1,166,750	283,078	1,339,969	1,056,891	109,859

Number retiring for current fiscal year is preliminary and subject to adjustments; most likely to be revised upward.

Retirees Receiving Pay as of September 30, 2022 by Fiscal Year and Type of Retirement

All Retired

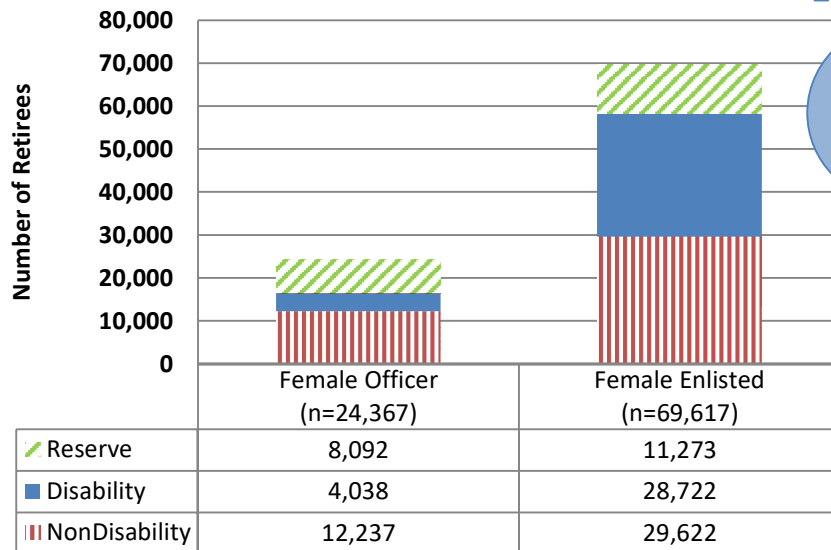
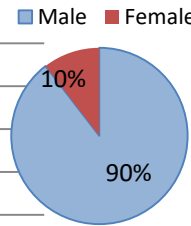
Fiscal Year of Retirement	Retirees Inc. Reserves	Retirees Exc. Reserves	Reserve Retirees	Non Disability Inc. Reserves	Non Disability Exc. Reserves	Disability Retirees
2022	51,170	36,515	14,655	45,314	30,659	5,856
2021	53,127	33,947	19,180	48,507	29,327	4,620
2020	51,177	31,935	19,242	45,313	26,071	5,864
2019	51,837	33,151	18,686	46,830	28,144	5,007
2018	56,553	38,291	18,262	49,582	31,320	6,971
2017	55,912	37,642	18,270	50,377	32,107	5,535
2016	57,160	39,236	17,924	50,087	32,163	7,073
2015	61,143	44,040	17,103	51,810	34,707	9,333
2014	60,979	44,724	16,255	51,688	35,433	9,291
2013	58,606	41,407	17,199	49,364	32,165	9,242
2012	57,365	39,008	18,357	51,821	33,464	5,544
2011	57,447	38,927	18,520	53,213	34,693	4,234
2010	54,029	34,495	19,534	49,768	30,234	4,261
2009	57,571	36,155	21,416	53,444	32,028	4,127
2008	59,854	37,784	22,070	56,920	34,850	2,934
2007	65,688	41,361	24,327	63,393	39,066	2,295
2006	59,330	41,215	18,115	57,278	39,163	2,052
2005	58,740	43,460	15,280	56,985	41,705	1,755
2004	54,004	40,298	13,706	52,845	39,139	1,159
2003	52,756	39,337	13,419	52,006	38,587	750
2002	40,993	30,168	10,825	40,288	29,463	705
2001	46,083	37,484	8,599	45,430	36,831	653
2000	43,625	36,002	7,623	42,898	35,275	727
1999	46,082	38,930	7,152	45,355	38,203	727
1998	47,579	40,778	6,801	46,808	40,007	771
1997	45,882	39,920	5,962	44,971	39,009	911
1996	45,435	40,118	5,317	44,331	39,014	1,104
1995	58,729	54,069	4,660	57,497	52,837	1,232
1994	52,596	48,937	3,659	51,274	47,615	1,322
1993	45,241	42,091	3,150	43,946	40,796	1,295
1992	41,626	38,939	2,687	40,318	37,631	1,308
1991	32,979	30,633	2,346	31,904	29,558	1,075
1990	29,026	27,006	2,020	27,968	25,948	1,058
1989	28,867	27,530	1,337	27,649	26,312	1,218
1988	25,554	24,671	883	24,532	23,649	1,022
1987	20,693	20,180	513	19,653	19,140	1,040
1986	18,998	18,571	427	18,019	17,592	979
1985	17,265	16,890	375	16,266	15,891	999
1984	16,393	16,070	323	15,624	15,301	769
1983	13,945	13,757	188	13,343	13,155	602
1982	14,411	14,277	134	13,937	13,803	474
1981	13,105	13,018	87	12,638	12,551	467
1980	15,034	14,987	47	14,497	14,450	537
1979	13,599	13,574	25	13,035	13,010	564
1978	11,630	11,620	10	11,014	11,004	616
1977	11,253	11,247	6	10,632	10,626	621
OTHER	57,974	57,972	2	45,879	45,877	12,095
TOTAL	1,998,452	1,561,770	436,682	1,865,047	1,428,365	133,405

Number retiring for current fiscal year is preliminary and subject to adjustments; most likely to be revised upward.

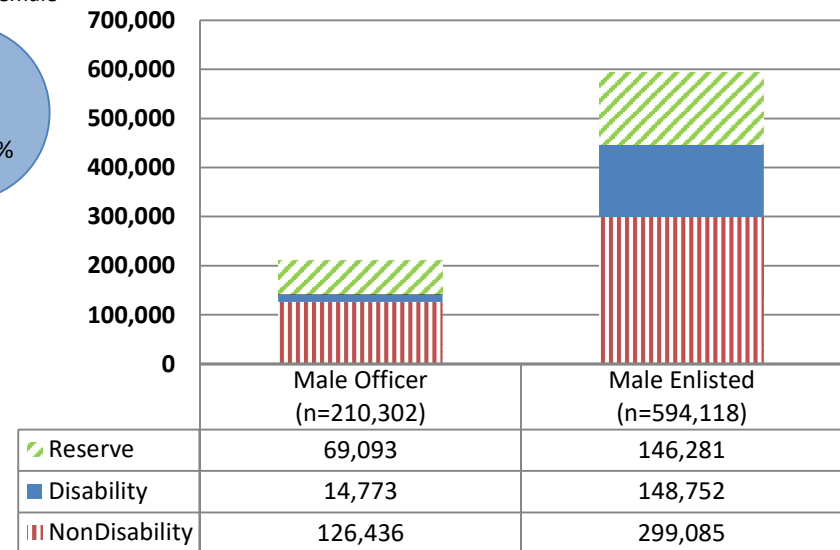
Military Retirees by Gender and Branch of Service as of September 30, 2022

ARMY-Female Retirees

Percent of ARMY Total

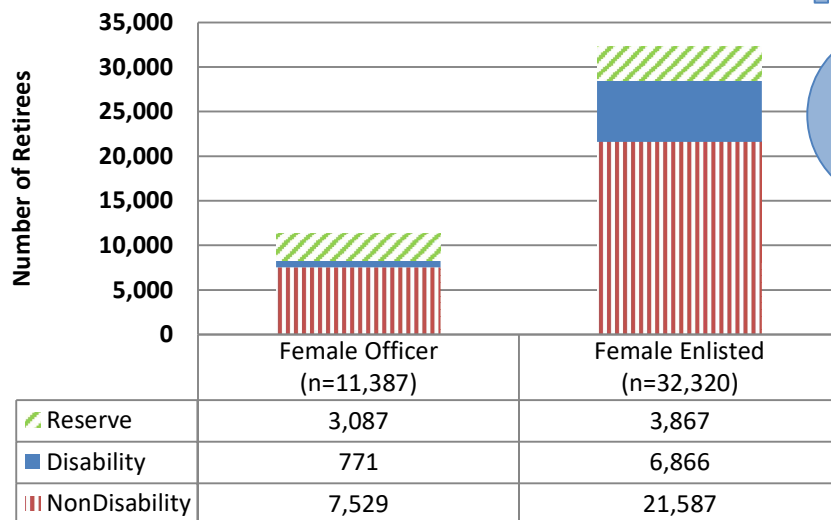
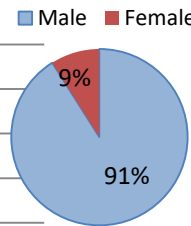


ARMY-Male Retirees

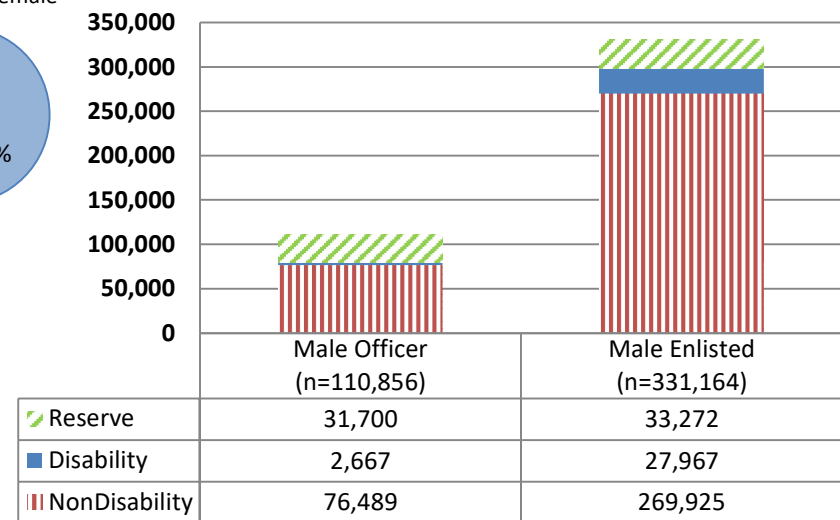


NAVY-Female Retirees

Percent of NAVY Total

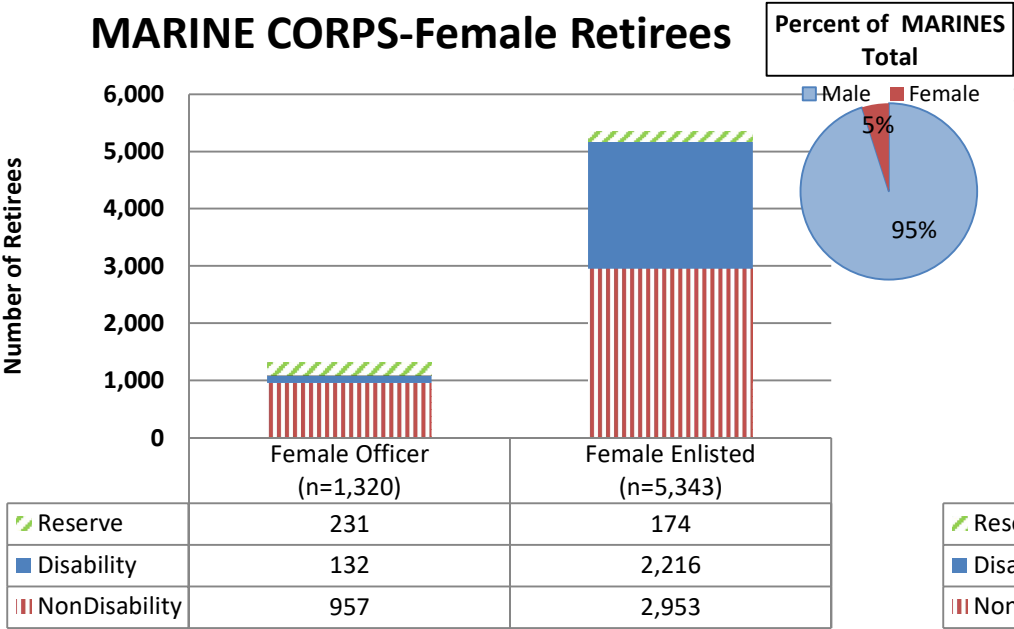


NAVY-Male Retirees

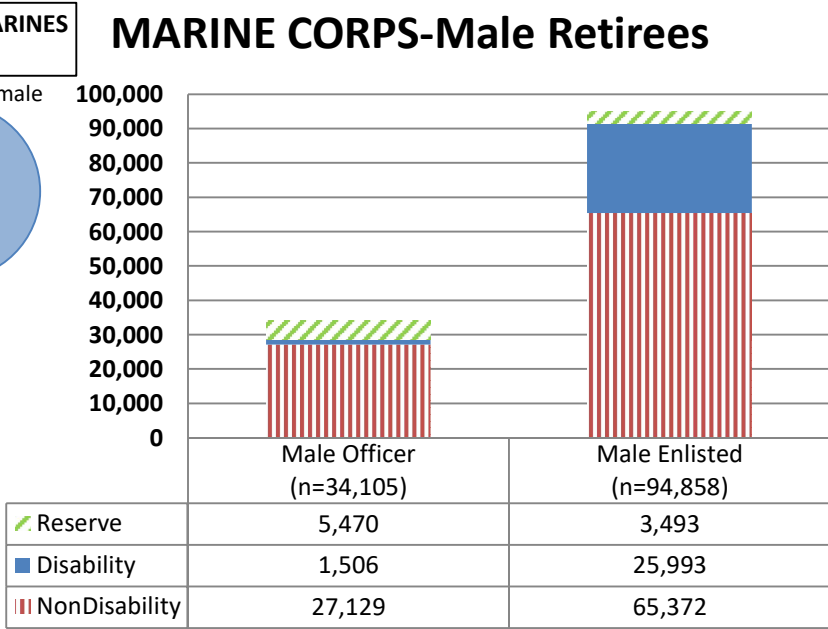


Military Retirees by Gender and Branch of Service as of September 30, 2022

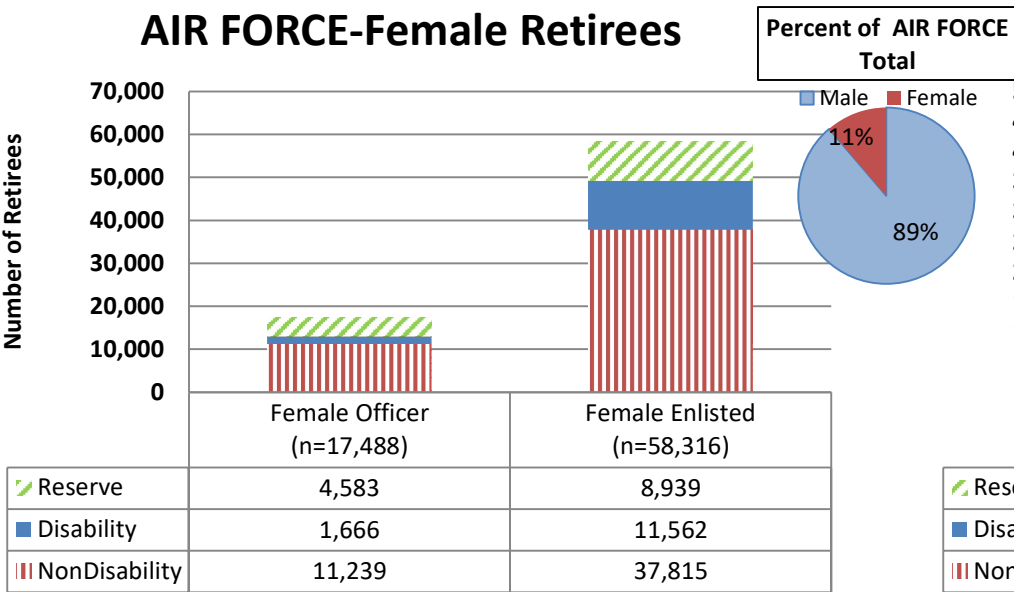
MARINE CORPS-Female Retirees



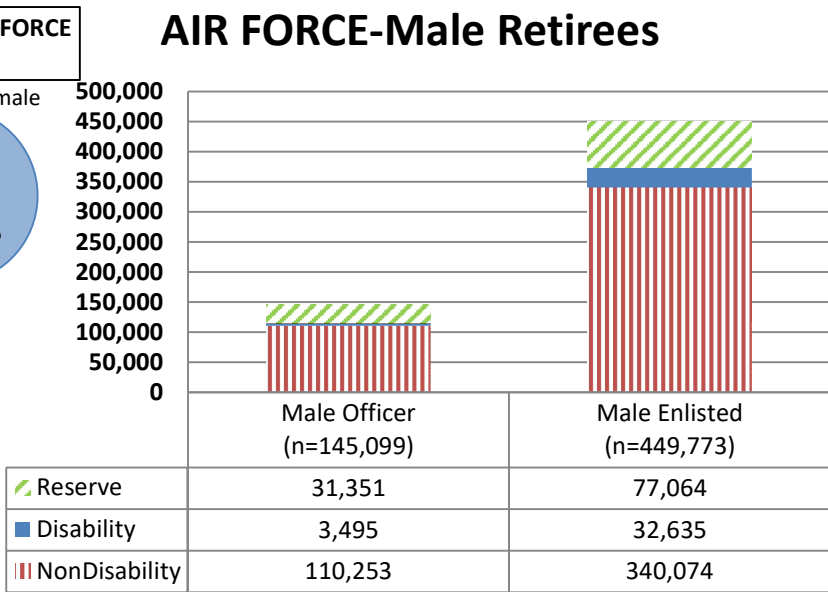
MARINE CORPS-Male Retirees



AIR FORCE-Female Retirees

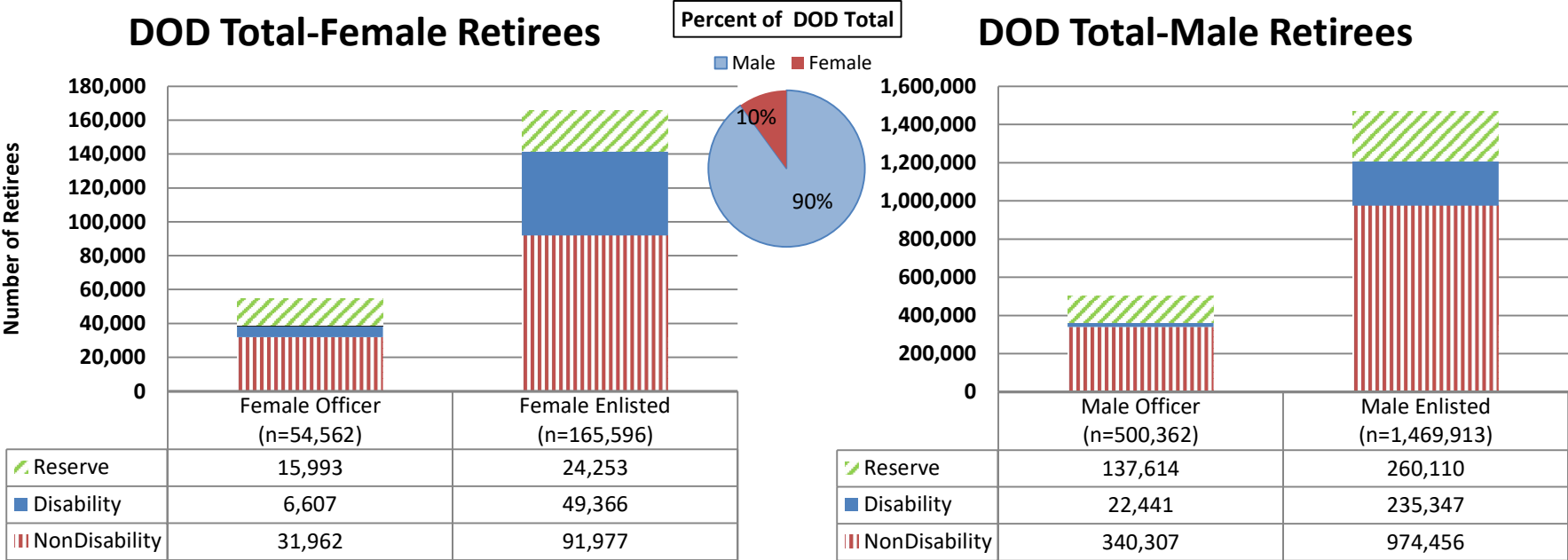


AIR FORCE-Male Retirees



Tables exclude records with an unspecified gender.

Military Retirees by Gender and Branch of Service as of September 30, 2022

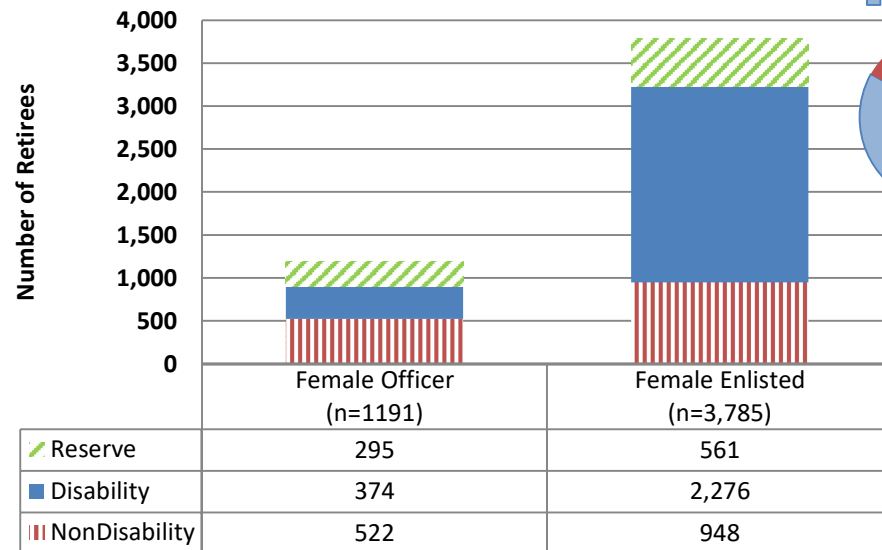
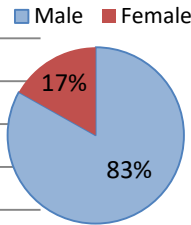


Tables exclude records with an unspecified gender.

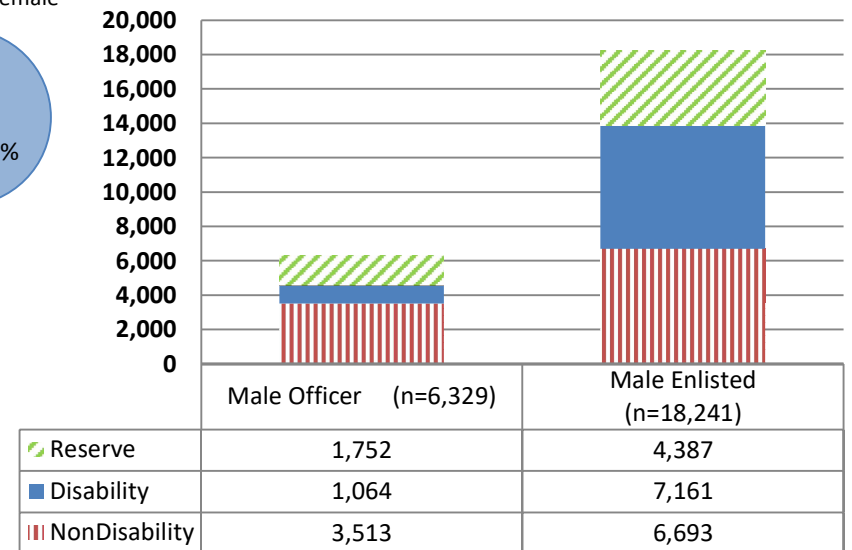
Military Retirees Retired During FY 2022 by Gender and Branch of Service

ARMY-Female Retirees

Percent of ARMY Total

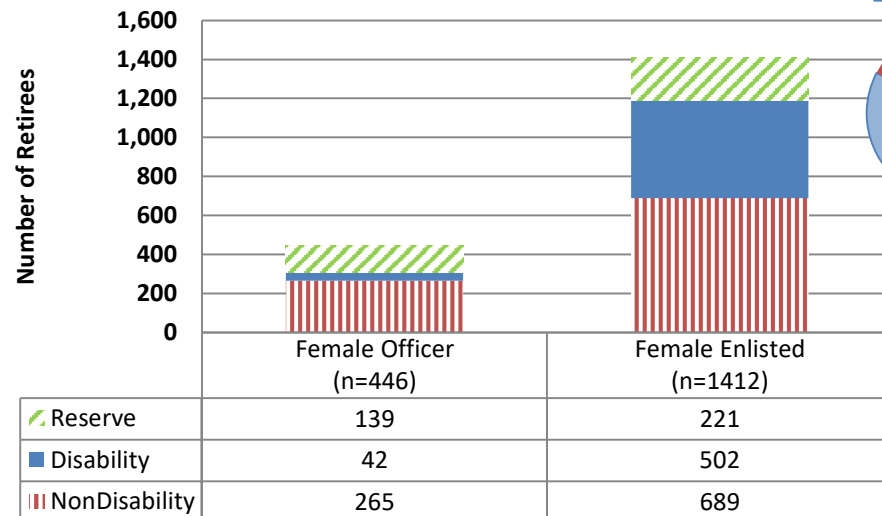
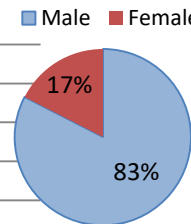


ARMY-Male Retirees

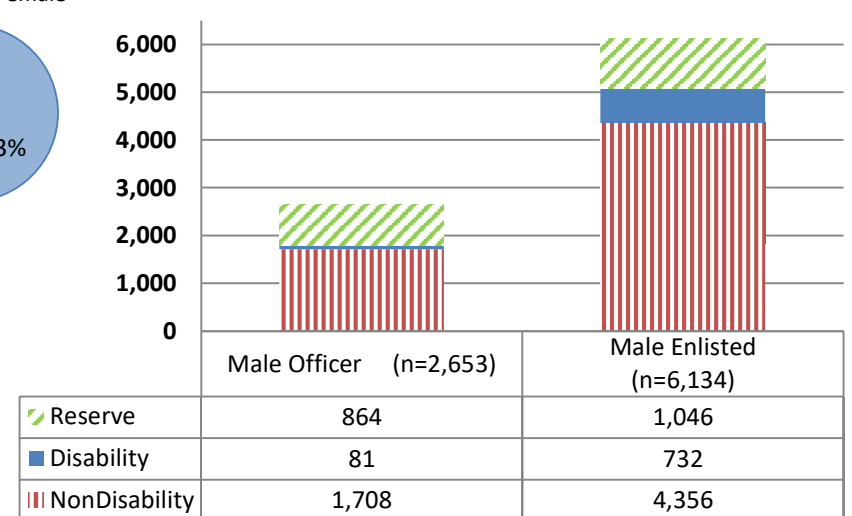


NAVY-Female Retirees

Percent of NAVY Total

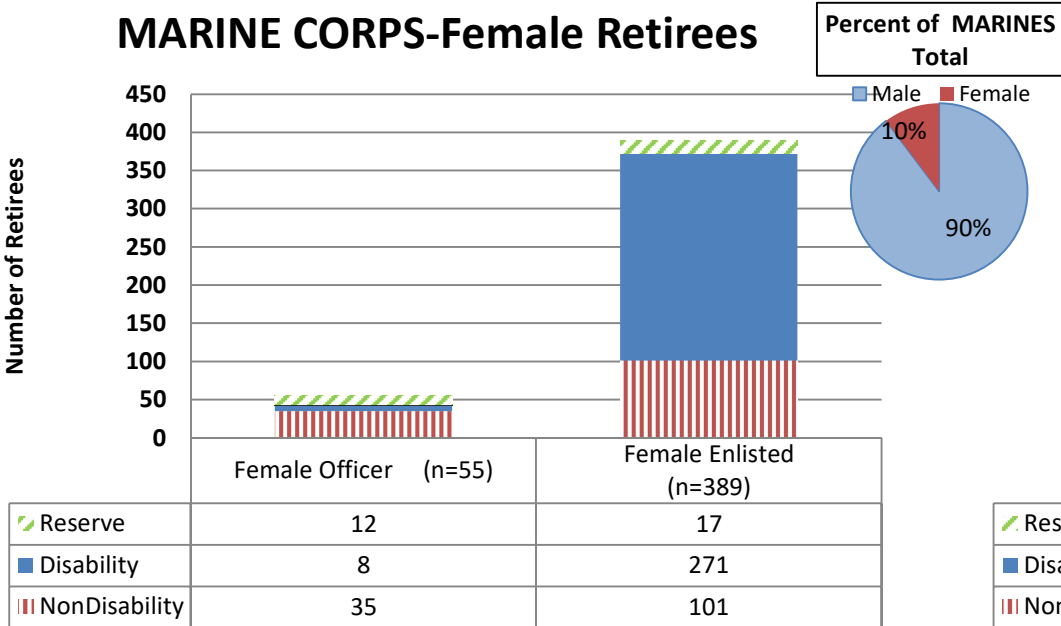


NAVY-Male Retirees

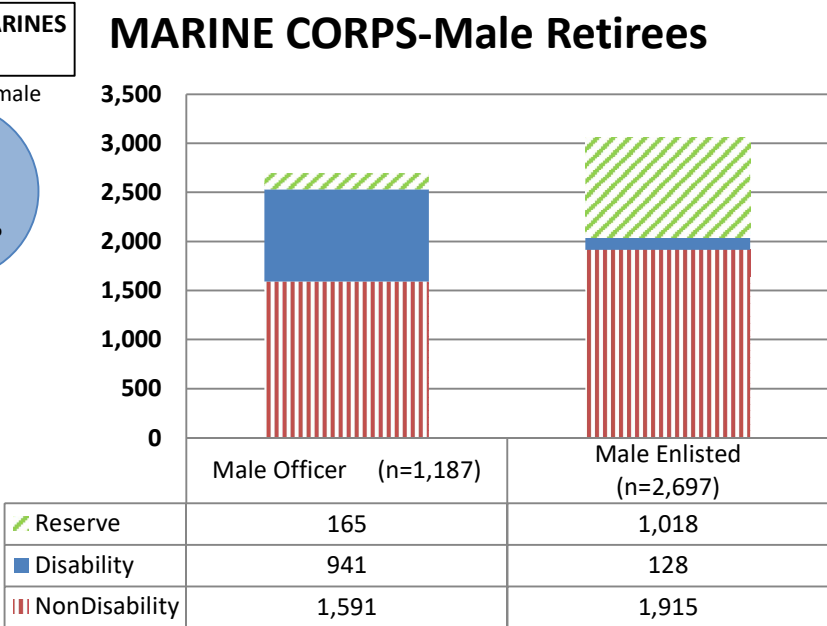


Military Retirees Retired During FY 2022 by Gender and Branch of Service

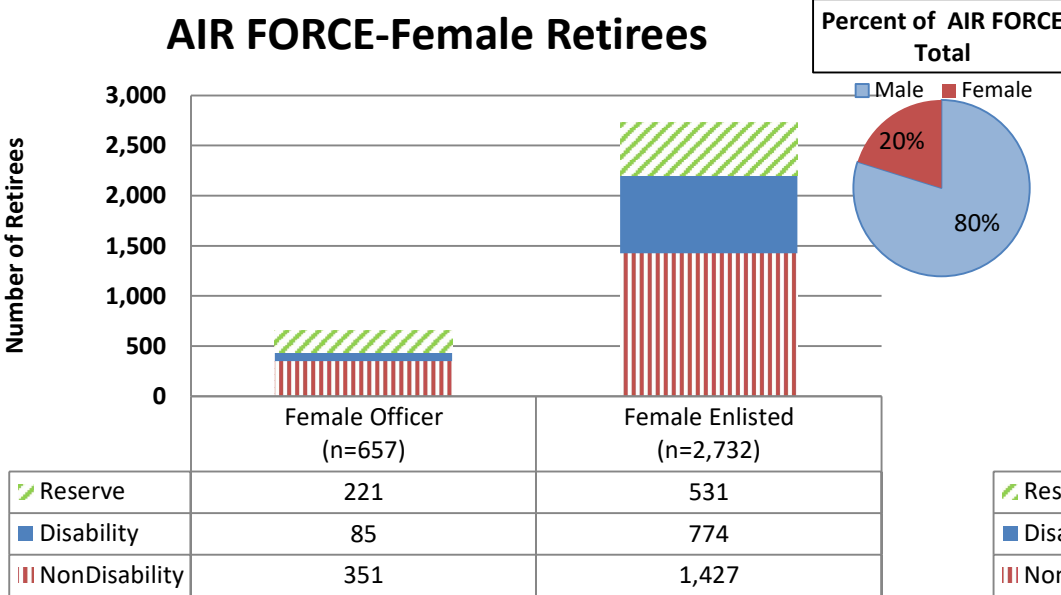
MARINE CORPS-Female Retirees



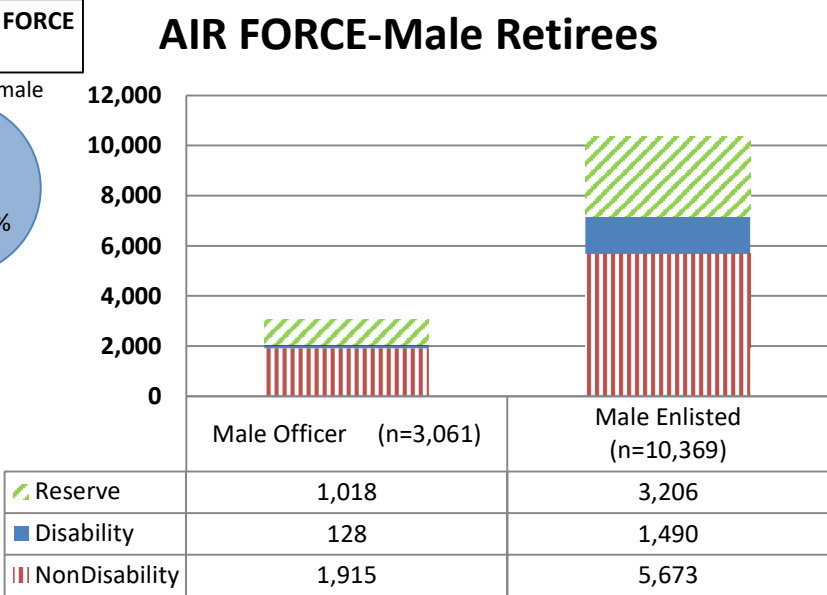
MARINE CORPS-Male Retirees



AIR FORCE-Female Retirees

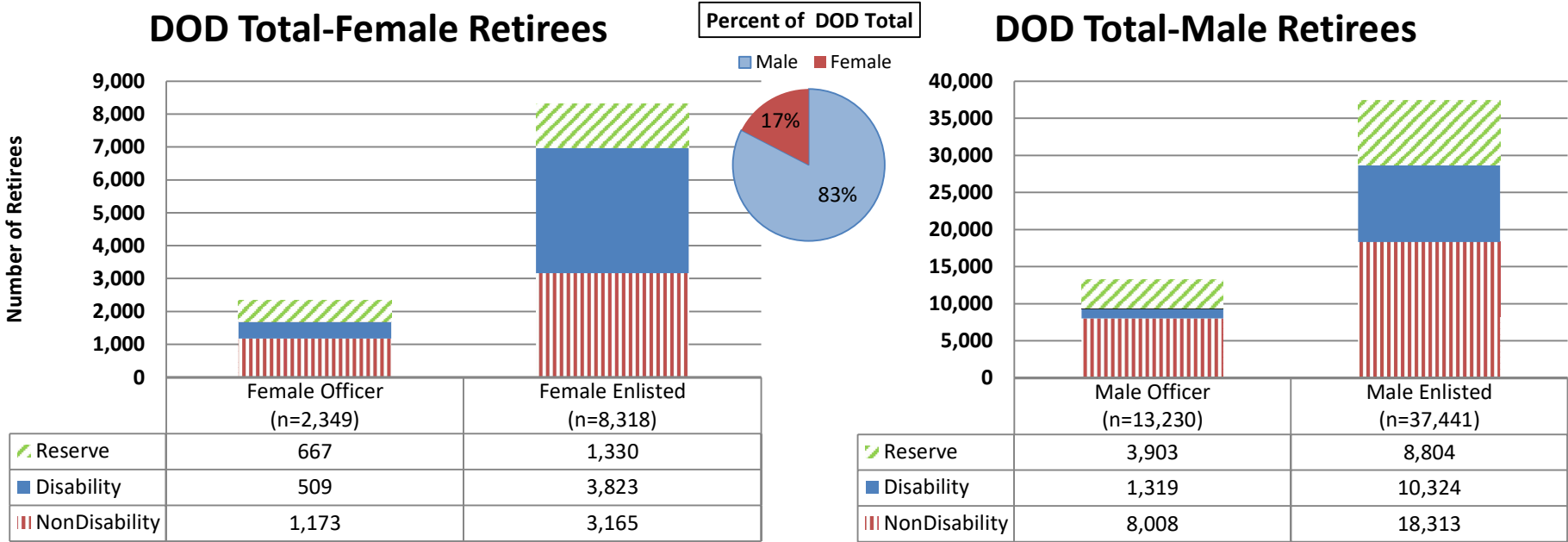


AIR FORCE-Male Retirees



Tables exclude records with an unspecified gender.

Military Retirees Retired During FY 2022 by Gender and Branch of Service



Tables exclude records with an unspecified gender.

Concurrent Receipt Retirees as of September 30, 2022 by VA Disability Rating (Payment in Thousands)

Concurrent Retirement and Disability Pay (CRDP)

VA DISABILITY RATING	<u>TOTAL</u>		<u>NON-DISABILITY</u>		<u>DISABILITY</u>		<u>RESERVE</u>	
	NUMBER RETIRED	MONTHLY CRDP PAY (\$000)	NUMBER RETIRED	MONTHLY CRDP PAY (\$000)	NUMBER RETIRED	MONTHLY CRDP PAY (\$000)	NUMBER RETIRED	MONTHLY CRDP PAY (\$000)
50	66,477	69,146	58,001	61,013	713	713	7,763	7,421
60	98,213	129,648	85,085	114,239	1,243	1,689	11,885	13,720
70	94,780	157,869	81,711	139,668	1,558	2,733	11,511	15,467
80	115,835	221,391	101,403	199,003	2,293	4,451	12,139	17,937
90	127,603	271,015	112,887	245,601	3,743	7,748	10,973	17,667
100	296,602	806,669	256,805	717,551	19,853	52,707	19,944	36,411
UNK	815	1,239	796	1,216	13	18	6	5
TOTAL	800,325	\$1,656,976	696,688	\$1,478,290	29,416	\$70,059	74,221	\$108,627

Combat Related Special Compensation (CRSC)

VA DISABILITY RATING	<u>TOTAL</u>		<u>NON-DISABILITY</u>		<u>DISABILITY</u>		<u>RESERVE</u>	
	NUMBER RETIRED	MONTHLY CRSC PAY (\$000)	NUMBER RETIRED	MONTHLY CRSC PAY (\$000)	NUMBER RETIRED	MONTHLY CRSC PAY (\$000)	NUMBER RETIRED	MONTHLY CRSC PAY (\$000)
10	2,301	366	1,622	259	0	0	679	107
20	3,015	812	2,347	611	5	1	663	200
30	3,465	1,229	2,791	949	68	16	606	263
40	4,566	2,345	3,570	1,800	200	58	796	487
50	1,333	1,056	786	745	319	94	228	216
60	2,962	3,060	1,545	2,130	962	382	455	548
70	4,736	5,582	1,926	3,655	2,112	1,005	698	922
80	8,738	10,292	2,852	6,323	5,027	2,736	859	1,233
90	13,825	15,985	3,704	8,821	9,272	5,937	849	1,227
100	49,306	64,183	12,436	32,384	34,331	27,711	2,539	4,089
UNK	42	9	29	4	8	4	5	1
TOTAL	94,289	\$104,919	33,608	\$57,681	52,304	\$37,946	8,377	\$9,293

Military Survivors Receiving Pay Under RSFPP and/or SBP as of September 30, 2022 (Payment in Thousands)

Mailing Address	---- DOD ----		---- ARMY ----		---- NAVY ----		---- MARINES ----		---- AIR FORCE ----	
	Number of Survivors	Monthly Payment	Number of Survivors	Monthly Payment	Number of Survivors	Monthly Payment	Number of Survivors	Monthly Payment	Number of Survivors	Monthly Payment
ALABAMA	9,886	11,174	5,931	6,340	1,076	1,218	186	264	2,693	3,351
ALASKA	834	909	392	369	65	75	14	25	363	440
AMERICAN SAMOA	31	31	19	20	8	7	2	2	2	2
ARIZONA	8,627	11,531	2,957	3,875	1,400	1,787	388	551	3,882	5,319
ARKANSAS	4,532	4,933	2,189	2,209	646	715	103	138	1,594	1,872
CALIFORNIA	26,036	35,800	6,200	8,117	9,797	12,915	2,005	2,971	8,034	11,797
COLORADO	6,457	9,333	2,744	3,702	786	1,023	166	229	2,761	4,379
CONNECTICUT	1,659	1,882	713	716	563	693	47	63	336	411
DELAWARE	1,352	1,504	518	549	168	193	24	30	642	731
DIST OF COLUMBIA	303	518	155	255	63	135	13	21	72	107
FLORIDA	28,854	39,769	9,196	12,412	8,161	11,005	1,130	1,732	10,367	14,620
GEORGIA	13,437	16,399	7,397	9,058	1,876	2,197	441	586	3,723	4,559
GUAM, MI	285	304	110	106	100	113	6	8	69	76
HAWAII	2,453	3,197	1,221	1,491	452	654	118	205	662	847
IDAHO	2,034	2,402	738	767	376	435	70	99	850	1,101
ILLINOIS	4,719	5,304	1,903	1,954	1,005	1,083	187	214	1,624	2,053
INDIANA	4,091	4,221	2,127	2,122	694	727	138	175	1,132	1,198
IOWA	2,135	2,026	1,121	973	355	347	51	57	608	649
KANSAS	3,303	3,801	1,773	2,034	433	461	71	89	1,026	1,217
KENTUCKY	4,177	4,655	2,673	2,902	537	600	132	162	835	991
LOUISIANA	4,373	4,952	1,912	2,011	651	731	161	206	1,649	2,003
MAINE	1,935	2,148	741	764	500	589	50	63	644	731
MARYLAND	6,354	9,231	2,925	4,076	1,527	2,393	232	377	1,670	2,385
MASSACHUSETTS	3,628	3,899	1,628	1,674	807	831	142	162	1,051	1,233
MICHIGAN	4,219	4,220	2,002	1,868	838	818	146	163	1,233	1,371
MINNESOTA	3,058	3,009	1,482	1,340	588	592	72	87	916	990
MISSISSIPPI	4,714	4,977	2,290	2,193	678	756	109	135	1,637	1,892
MISSOURI	5,951	6,552	2,846	2,986	966	1,021	207	263	1,932	2,281
MONTANA	1,158	1,279	438	466	209	220	30	37	481	557
NEBRASKA	1,936	2,180	624	614	231	250	52	49	1,029	1,267
NEVADA	3,756	4,869	1,011	1,270	836	1,013	181	271	1,728	2,314
NEW HAMPSHIRE	1,601	1,971	664	742	324	415	45	72	568	743
NEW JERSEY	3,796	4,102	2,092	2,192	697	756	112	128	895	1,025
NEW MEXICO	2,703	3,583	989	1,190	364	457	68	109	1,282	1,827
NEW YORK	5,977	5,803	3,075	2,767	1,110	1,068	203	255	1,589	1,714
NORTH CAROLINA	12,969	16,225	6,451	7,649	2,173	2,859	1,187	1,698	3,158	4,019
NORTH DAKOTA	608	574	314	278	46	57	4	6	244	234
OHIO	6,856	7,586	2,614	2,592	1,207	1,173	239	273	2,796	3,548
OKLAHOMA	5,284	6,000	2,590	2,844	626	658	131	174	1,937	2,324
OREGON	3,511	4,318	1,256	1,460	962	1,160	170	237	1,123	1,461
PENNSYLVANIA	8,559	9,166	4,270	4,395	1,794	1,965	360	443	2,135	2,362
PUERTO RICO	2,245	1,552	1,945	1,301	47	47	13	14	240	190
RHODE ISLAND	1,010	1,200	366	361	442	607	30	44	172	188
SOUTH CAROLINA	9,488	11,228	4,376	4,767	1,866	2,350	371	528	2,875	3,584
SOUTH DAKOTA	959	989	449	415	108	100	22	30	380	444
TENNESSEE	8,467	9,500	4,370	4,618	1,528	1,767	305	418	2,264	2,698
TEXAS	28,757	38,817	12,427	16,130	3,733	4,402	847	1,179	11,750	17,107
UTAH	2,414	2,944	964	1,052	330	387	69	90	1,051	1,414
VERMONT	751	739	431	358	101	122	15	30	204	229
VIRGINIA	17,633	29,903	7,132	12,110	5,976	9,759	993	1,849	3,532	6,185
VIRGIN ISLANDS	42	36	31	25	5	6	0	0	6	5
WASHINGTON	9,984	13,304	3,911	4,968	2,679	3,529	301	467	3,093	4,340
WEST VIRGINIA	1,776	1,822	864	831	332	355	73	97	507	539
WISCONSIN	3,245	3,229	1,698	1,582	610	641	92	104	845	902
WYOMING	621	674	228	231	88	96	15	24	290	323
OTHER	4,151	5,423	1,843	2,513	942	1,114	119	169	1,247	1,627
TOTAL	309,694	\$387,700	133,326	\$156,608	64,482	\$81,448	12,458	\$17,868	99,428	\$131,775

Includes survivors receiving SSIA payments.
Excludes survivors whose pay has been suspended for more than 3 months.
Families of deceased members enrolled in both RSFPP and SBP are counted only once. Children of the same deceased member receiving separate benefits are counted individually.

Survivors Receiving Pay Under RSFPP and/or SBP by Country* as of September 30, 2022 (Payment in Thousands)

Country	---- DOD ----		---- ARMY ----		---- NAVY ----		---- MARINES ----		---- AIR FORCE ----	
	Number of Survivors	Monthly Payment	Number of Survivors	Monthly Payment	Number of Survivors	Monthly Payment	Number of Survivors	Monthly Payment	Number of Survivors	Monthly Payment
Afghanistan	1	1	1	1	0	0	0	0	0	0
American Samoa	31	31	19	20	8	7	2	2	2	2
Argentina	2	6	1	2	1	4	0	0	0	0
Australia	76	122	28	43	23	40	9	9	16	30
Austria	23	35	14	16	2	4	0	0	7	14
Bahamas, The	1	2	0	0	1	2	0	0	0	0
Bahrain	1	3	1	3	0	0	0	0	0	0
Bangladesh	1	1	0	0	1	1	0	0	0	0
Belgium	20	33	10	16	4	5	0	0	6	12
Belize	2	2	0	0	0	0	0	0	2	2
Bermuda	3	7	0	0	1	1	1	5	1	1
Bolivia	1	1	1	1	0	0	0	0	0	0
Bosnia and Herzegovina	1	1	0	0	0	0	0	0	1	1
Brazil	12	22	4	5	3	7	1	1	4	8
Canada	190	237	61	86	57	65	7	10	65	77
China	2	9	1	4	1	5	0	0	0	0
Colombia	8	9	3	4	2	2	0	0	3	3
Costa Rica	21	24	5	3	6	6	2	3	8	12
Croatia	1	1	1	1	0	0	0	0	0	0
Cyprus	4	8	0	0	1	1	2	3	1	4
Czech Republic	2	4	2	4	0	0	0	0	0	0
Denmark	8	10	4	4	0	0	0	0	4	7
Dominica	1	2	1	2	0	0	0	0	0	0
Dominican Republic	2	2	1	1	0	0	0	0	1	1
Ecuador	2	2	1	1	1	1	0	0	0	0
El Salvador	1	1	1	1	0	0	0	0	0	0
Equatorial Guinea	1	1	0	0	1	1	0	0	0	0
Estonia	1	1	1	1	0	0	0	0	0	0
Fed. States Of Micronesia	5	7	5	7	0	0	0	0	0	0
Finland	2	4	0	0	1	2	0	0	1	3
France	98	163	60	104	9	15	1	1	28	43
French Polynesia	1	1	0	0	1	1	0	0	0	0
Gabon	1	1	0	0	0	0	0	0	1	1
Gambia, The	7	8	6	6	0	0	0	0	1	1
Germany	1,161	1,591	949	1,291	13	25	3	7	196	268
Ghana	2	2	2	2	0	0	0	0	0	0
Greece	50	67	17	25	6	8	1	0	26	34
Guadeloupe	1	1	1	1	0	0	0	0	0	0
Guam	285	304	110	106	100	113	6	8	69	76
Guatemala	3	3	2	2	0	0	0	0	1	1
Guyana	1	0	1	0	0	0	0	0	0	0
Haiti	1	0	1	0	0	0	0	0	0	0
Honduras	8	7	6	5	1	1	0	0	1	1
Hong Kong	2	5	1	2	0	0	1	3	0	0
Hungary	4	5	3	4	1	1	0	0	0	0
Iceland	4	5	1	1	0	0	0	0	3	4
India	1	2	0	0	1	2	0	0	0	0
Indonesia	1	1	0	0	0	0	1	1	0	0
Ireland	21	26	5	6	7	8	0	0	9	12
Israel	7	9	3	4	0	0	0	0	4	6
Italy	129	196	71	110	24	32	0	0	34	55
Japan	362	488	92	130	104	142	51	72	115	144
Jordan	1	2	0	0	0	0	0	0	1	2
Kosovo	1	1	1	1	0	0	0	0	0	0
Kuwait	1	1	0	0	1	1	0	0	0	0
Latvia	1	1	1	1	0	0	0	0	0	0
Lebanon	1	4	1	4	0	0	0	0	0	0
Lithuania	1	3	0	0	1	3	0	0	0	0
Luxembourg	3	4	1	3	0	0	0	0	2	1
Macau	1	2	1	2	0	0	0	0	0	0

Survivors Receiving Pay Under RSFPP and/or SBP by Country* as of September 30, 2022 (Payment in Thousands)

Country	---- DOD ----		---- ARMY ----		---- NAVY ----		---- MARINES ----		---- AIR FORCE ----	
	Number of Survivors	Monthly Payment	Number of Survivors	Monthly Payment	Number of Survivors	Monthly Payment	Number of Survivors	Monthly Payment	Number of Survivors	Monthly Payment
Malta	1	1	0	0	1	1	0	0	0	0
Marshall Islands	2	2	2	2	0	0	0	0	0	0
Mexico	41	49	18	25	9	10	4	4	10	11
Monaco	1	2	0	0	1	2	0	0	0	0
Morocco	1	1	1	1	0	0	0	0	0	0
Netherlands	23	30	8	10	1	1	1	5	13	14
New Zealand	17	21	1	1	10	12	2	2	4	5
Northern Mariana Islands	14	13	8	7	3	3	0	0	3	2
Norway	10	14	4	5	2	5	0	0	4	4
Palau	1	1	1	1	0	0	0	0	0	0
Panama	30	34	20	20	6	7	0	0	4	7
Papua, New Guinea	1	1	0	0	0	0	0	0	1	1
Peru	4	7	3	3	1	4	0	0	0	0
Philippines	727	724	113	96	477	454	14	20	123	155
Poland	7	8	4	5	2	2	0	0	1	2
Portugal	12	16	2	3	6	8	0	0	4	5
Puerto Rico	2,245	1,552	1,945	1,301	47	47	13	14	240	190
Romania	1	1	0	0	0	0	1	1	0	0
Russia	2	5	2	5	0	0	0	0	0	0
Samoa	2	2	2	2	0	0	0	0	0	0
Serbia	3	3	3	3	0	0	0	0	0	0
Singapore	2	2	1	1	0	0	0	0	1	1
South Africa	4	11	2	5	1	1	0	0	1	5
South Korea	192	265	129	190	8	9	2	3	53	63
Spain	154	192	16	20	50	64	2	2	86	107
Swaziland	1	0	0	0	0	0	0	0	1	0
Sweden	6	6	2	2	1	0	1	1	2	3
Switzerland	14	21	7	14	2	2	0	0	5	5
Taiwan	4	5	2	2	2	3	0	0	0	0
Thailand	121	163	41	69	9	13	5	6	66	75
Trinidad and Tobago	2	1	2	1	0	0	0	0	0	0
Turkey	23	36	7	10	0	0	2	2	14	23
United Arab Emirates	1	1	1	1	0	0	0	0	0	0
United Kingdom	434	602	59	93	71	123	3	6	301	380
Virgin Islands	42	36	31	25	5	6	0	0	6	5
TOTAL	6,731	\$7,322	3,939	\$3,957	1,098	\$1,282	138	\$191	1,556	\$1,891

*Excludes the United States. Includes U.S. Territories.
 Excludes survivors whose pay has been suspended for more than 3 months.
 Families of deceased members enrolled in both RSFPP and SBP are counted only once. Children of the same deceased member receiving separate benefits are counted individually.

Military Survivors as of September 30, 2022 by Age and Benefit

Survivor Age	SBP				RCSBP			RSFPP		Death on Active Duty			Minimum Income	SSIA
	Spouse	Child	Insurable Interest	Spouse/ Child	Spouse	Child	Insurable Interest	Spouse	Child	Spouse	Child	ACMSS		
<1	0	0	0	0	0	0	0	0	0	0	0	0	0	0
1	0	1	0	0	0	1	0	0	0	0	0	0	0	0
2	0	1	0	0	0	0	0	0	0	0	0	0	0	0
3	0	4	0	0	0	0	0	0	0	0	0	0	0	0
4	0	2	0	0	0	0	0	0	0	0	0	0	0	0
5	0	1	0	0	0	0	0	0	0	0	0	0	0	0
6	0	4	0	0	0	0	0	0	0	0	0	0	0	0
7	0	8	0	1	0	0	0	0	0	0	0	0	0	0
8	0	7	0	1	0	1	0	0	0	0	0	0	0	0
9	0	11	0	0	0	2	0	0	0	0	0	0	0	0
10	0	12	0	2	0	0	0	0	0	0	0	0	0	0
11	0	19	0	1	0	0	0	0	0	0	0	0	0	0
12	0	22	0	4	0	2	0	0	0	0	0	0	0	0
13	0	31	1	1	0	0	0	0	0	0	0	0	0	0
14	0	21	0	5	0	3	0	0	0	0	0	0	0	0
15	0	33	0	7	0	2	0	0	0	0	0	0	0	0
16	0	31	0	0	0	2	0	0	0	0	0	0	0	0
17	0	62	0	6	0	3	0	0	0	0	0	0	0	0
18	0	54	0	11	0	6	0	0	0	0	0	0	0	0
19	0	95	0	8	0	10	0	0	0	0	0	0	0	1
20	0	110	0	15	0	9	1	0	0	0	0	0	0	5
21	0	97	2	7	0	7	0	0	0	0	0	0	0	22
22	0	12	0	2	0	1	0	0	0	0	0	0	0	25
23	0	7	0	1	0	0	0	0	0	0	0	0	0	22
24	2	3	2	0	0	1	0	0	0	0	0	0	0	36
25	1	4	2	0	0	0	0	0	0	0	0	0	0	38
26	3	3	1	1	0	0	0	0	0	0	0	0	0	44
27	6	6	1	0	0	2	1	0	0	0	0	0	0	48
28	6	14	2	3	0	2	0	0	0	0	0	0	0	59
29	2	11	3	0	0	2	0	0	0	0	0	0	0	65
30	4	13	1	4	0	1	2	0	0	0	0	0	0	47
31	14	12	1	2	1	1	2	0	0	0	0	0	0	84
32	21	10	2	5	1	0	1	0	0	0	0	0	0	115
33	17	8	0	14	0	0	0	0	0	0	0	0	0	106
34	29	17	2	10	2	1	0	0	0	0	0	0	0	126
35	29	11	1	19	2	0	1	0	0	0	0	0	0	127
36	37	13	1	15	2	0	2	0	0	0	0	0	0	138
37	46	8	1	28	8	0	1	0	0	0	0	0	0	171
38	45	18	5	30	4	1	1	0	0	0	0	0	0	157
39	61	17	2	33	3	0	0	0	0	0	0	0	0	186
40	70	19	5	40	8	0	1	0	0	0	0	0	0	172
41	73	21	1	33	9	2	0	0	0	0	0	0	0	157
42	90	20	3	35	16	3	4	0	0	0	0	0	0	167
43	88	15	8	46	16	1	1	0	0	0	0	0	0	178
44	102	20	7	31	16	0	2	0	0	0	0	0	0	159
45	120	23	0	54	22	3	1	0	0	0	0	0	0	172
46	134	18	7	51	27	0	2	0	0	0	0	0	0	161
47	164	24	10	55	31	1	0	0	0	0	0	0	0	187
48	205	24	9	65	35	0	4	0	0	0	0	0	0	194
49	203	23	5	66	61	1	1	0	0	0	0	0	0	177
50	256	31	9	80	61	2	3	1	0	0	0	0	0	236
51	286	38	8	88	76	2	6	0	0	0	0	0	0	254
52	357	42	12	87	82	0	4	0	0	0	0	0	0	267
53	442	37	8	110	100	0	4	0	0	0	0	0	0	303
54	488	39	5	114	97	0	5	0	0	0	0	0	0	326
55	638	36	10	107	123	0	2	0	0	0	0	0	0	346
56	712	40	14	149	128	1	3	0	0	0	0	0	0	402
57	913	57	16	170	178	0	7	2	2	0	0	0	0	449
58	1,123	57	11	172	190	2	1	0	0	0	0	0	0	489
59	1,300	51	17	181	224	0	3	1	5	0	0	0	0	504
60	1,430	62	26	197	235	0	8	3	3	0	0	0	0	602

Military Survivors as of September 30, 2022 by Age and Benefit

Survivor Age	SBP				RCSBP			RSFPP		Death on Active Duty			Minimum Income	SSIA
	Spouse	Child	Insurable Interest	Spouse/ Child	Spouse	Child	Insurable Interest	Spouse	Child	Spouse	Child	ACMSS		
61	1,698	56	27	221	240	1	3	4	2	97	1	0	0	628
62	1,977	38	15	210	266	0	5	0	1	89	0	0	0	709
63	2,314	59	24	239	264	1	4	5	4	81	0	0	0	781
64	2,563	48	39	210	305	0	2	2	2	79	0	0	0	782
65	2,969	51	41	272	281	0	1	3	10	92	0	0	0	937
66	3,354	47	32	261	295	0	6	7	8	71	0	0	0	994
67	3,735	41	45	268	311	0	5	1	2	66	0	0	0	1,142
68	4,252	35	38	265	314	0	3	4	3	58	0	0	0	1,204
69	4,798	38	36	256	323	1	4	3	8	64	0	1	0	1,350
70	5,292	30	42	258	347	0	5	1	2	56	0	0	0	1,500
71	5,881	28	29	262	374	0	7	4	4	61	0	0	0	1,711
72	6,503	22	29	227	368	0	4	3	1	61	0	0	0	1,820
73	7,164	28	40	262	392	0	3	5	5	57	0	0	1	2,047
74	7,811	21	37	260	446	0	4	6	5	39	0	0	0	2,091
75	9,459	13	41	286	468	0	2	1	2	54	0	0	0	2,457
76	8,076	7	31	218	324	0	3	6	0	37	0	0	1	2,129
77	8,069	7	32	196	277	0	2	7	2	47	0	0	0	2,055
78	8,932	6	35	211	294	0	5	5	0	38	0	0	1	2,244
79	10,389	6	32	186	286	0	5	14	2	47	0	1	0	2,576
80	10,296	4	27	209	244	0	3	13	0	47	0	1	0	2,431
81	10,524	1	22	183	229	0	3	19	1	41	0	1	0	2,514
82	10,802	2	34	146	208	0	0	35	1	46	0	4	1	2,548
83	11,087	1	27	170	212	0	1	37	0	43	0	1	2	2,482
84	11,474	0	31	138	199	0	5	35	0	28	0	3	0	2,616
85	11,073	0	35	141	189	0	1	58	0	40	0	8	3	2,459
86	10,987	0	28	144	172	0	2	83	0	39	0	11	4	2,399
87	10,608	0	35	129	158	0	1	118	0	37	0	9	2	2,141
88	9,766	1	27	100	132	0	0	131	1	32	0	9	0	1,895
89	8,898	0	34	93	115	0	0	151	0	33	0	13	1	1,701
90	8,247	0	28	95	108	0	2	185	0	37	0	7	2	1,514
91	7,146	0	14	74	82	0	1	196	0	23	0	11	1	1,193
92	6,033	0	17	58	63	0	0	171	0	14	0	13	1	975
93	4,799	0	14	55	73	0	0	173	0	17	0	14	2	709
94	3,978	0	9	33	41	0	1	136	0	9	0	14	1	557
95	3,275	0	9	45	20	0	0	127	0	14	0	16	0	438
96	2,711	0	6	29	17	0	0	119	0	6	0	12	3	332
97	2,210	0	5	16	9	0	0	118	0	4	0	10	0	247
98	1,749	0	4	18	10	0	1	88	0	5	0	13	1	199
99	1,236	0	2	15	7	0	0	65	0	4	0	10	2	118
100+	2,091	0	3	14	1	0	0	129	0	6	0	9	8	235
UNK	1	0	0	0	0	0	0	51	84	1	0	0	0	2
Total	263,744	2,100	1,277	8,640	10,222	81	168	2,326	166	6,576	1,975	191	37	66,386

Note: An annuitant in two plans is counted in both. An annuitant receiving SBP and SSIA is also counted in both.

An annuitant whose SBP benefit is fully offset by DIC is not included in SBP or Death on Active Duty counts. However, they are included in the SSIA counts.

RCSBP includes only those who are receiving a benefit as a result of an RCSBP election. Survivors of reserves who elected RCSBP and then later elected SBP are counted in the SBP columns only.

In cases where spouse & child was originally elected and the pay is now going to the child, survivors are counted in the child only column.

Some cases where spouse & child was originally elected and the child is no longer eligible may be included in the spouse & child column.

Children of the same deceased member are counted individually.

Military Survivors Who Started Receiving Their Benefit During Fiscal Year 2022 by Age and Benefit

Survivor Age	SBP				RCSBP			RSFPP		Death on Active Duty			Minimum Income	SSIA
	Spouse	Child	Insurable Interest	Spouse/ Child	Spouse	Child	Insurable Interest	Spouse	Child	Spouse	Child	ACMSS		
<1	0	0	0	0	0	0	0	0	0	0	0	0	0	0
1	0	0	0	0	0	0	0	0	0	0	3	0	0	0
2	0	0	0	0	0	0	0	0	0	0	1	0	0	0
3	0	2	0	0	0	0	0	0	0	0	0	0	0	0
4	0	0	0	0	0	0	0	0	0	0	1	0	0	0
5	0	0	0	0	0	0	0	0	0	0	1	0	0	0
6	0	1	0	0	0	0	0	0	0	0	1	0	0	0
7	0	0	0	0	0	0	0	0	0	0	1	0	0	0
8	0	1	0	0	0	0	0	0	0	0	0	0	0	0
9	0	0	0	0	0	0	0	0	0	0	0	0	0	0
10	0	1	0	0	0	0	0	0	0	0	0	0	0	0
11	0	1	0	0	0	0	0	0	0	0	1	0	0	0
12	0	3	0	0	0	0	0	0	0	0	2	0	0	0
13	0	3	0	0	0	0	0	0	0	0	1	0	0	0
14	0	3	0	1	0	0	0	0	0	0	1	0	0	0
15	0	2	0	0	0	0	0	0	0	0	0	0	0	0
16	0	1	0	0	0	0	0	0	0	0	0	0	0	0
17	0	5	0	0	0	0	0	0	0	0	0	0	0	0
18	0	4	0	1	0	0	0	0	0	0	0	0	0	0
19	0	4	0	0	0	0	0	0	0	1	0	0	0	1
20	0	4	0	0	0	0	0	0	0	0	0	0	0	1
21	0	6	0	0	0	0	0	0	0	3	0	0	0	3
22	0	0	0	0	0	0	0	0	0	4	0	0	0	4
23	0	1	0	1	0	0	0	0	0	1	0	0	0	1
24	0	0	0	0	0	0	0	0	0	5	0	0	0	6
25	0	0	0	0	0	0	0	0	0	5	0	0	0	4
26	1	0	0	0	0	0	0	0	0	2	0	0	0	2
27	2	0	0	0	0	0	0	0	0	4	0	0	0	4
28	1	0	1	0	0	0	0	0	0	0	0	0	0	2
29	0	0	0	0	0	0	0	0	0	5	0	0	0	4
30	1	0	0	0	0	0	0	0	0	1	0	0	0	1
31	2	1	0	0	0	0	0	0	0	1	0	0	0	2
32	5	0	0	1	0	0	0	0	0	3	0	0	0	5
33	2	0	0	1	0	0	0	0	0	3	0	0	0	2
34	3	1	0	0	0	0	0	0	0	1	0	0	0	3
35	3	0	0	1	0	0	0	0	0	3	0	0	0	3
36	4	0	0	0	0	0	0	0	0	0	0	0	0	0
37	4	0	0	4	1	0	0	0	0	2	0	0	0	5
38	4	1	0	2	0	0	0	0	0	2	0	0	0	4
39	11	0	0	6	0	0	0	0	0	2	0	0	0	8
40	9	0	0	5	2	0	0	0	0	2	0	0	0	6
41	15	1	0	2	1	0	0	0	0	3	0	0	0	5
42	15	1	0	7	1	0	0	0	0	1	0	0	0	6
43	13	0	0	3	1	0	0	0	0	4	0	0	0	7
44	12	1	0	1	2	0	0	0	0	1	0	0	0	6
45	11	3	0	6	1	0	0	0	0	2	0	0	0	5
46	25	0	0	6	5	0	0	0	0	1	0	0	0	11
47	13	2	0	3	4	0	0	0	0	0	0	0	0	2
48	30	1	0	4	5	0	0	0	0	1	0	0	0	6
49	25	0	1	4	6	0	0	0	0	0	0	0	0	6
50	33	2	1	6	4	0	0	0	0	1	0	0	0	10
51	29	0	1	8	11	0	0	0	0	1	0	0	0	10
52	36	0	1	8	3	0	0	0	0	1	0	0	0	12
53	49	1	0	6	5	0	0	0	0	0	0	0	0	20
54	54	0	0	2	6	0	0	0	0	4	0	0	0	17
55	54	0	1	3	6	0	0	0	0	1	0	0	0	13
56	65	2	2	1	4	0	0	0	0	0	0	0	0	11
57	85	0	2	5	9	0	0	0	0	0	0	0	0	18
58	110	2	0	3	3	0	0	0	0	0	0	0	0	7
59	128	0	3	1	6	0	0	0	0	0	0	0	0	12
60	152	1	1	2	2	0	0	0	0	1	0	0	0	18

Military Survivors Who Started Receiving Their Benefit During Fiscal Year 2022 by Age and Benefit

Survivor Age	SBP				RCSBP			RSFPP		Death on Active Duty			Minimum Income	SSIA
	Spouse	Child	Insurable Interest	Spouse/Child	Spouse	Child	Insurable Interest	Spouse	Child	Spouse	Child	ACMSS		
61	151	1	1	1	2	0	0	0	0	0	0	0	0	17
62	149	1	0	1	2	0	0	0	0	0	0	0	0	17
63	218	1	2	2	0	0	0	0	0	1	0	0	0	25
64	212	1	3	2	2	0	0	0	0	0	0	0	0	21
65	230	0	2	3	1	0	0	0	0	0	0	0	0	32
66	273	0	1	1	0	0	0	0	0	0	0	0	0	32
67	285	1	3	1	0	0	0	0	0	0	0	0	0	38
68	304	0	1	2	1	0	0	0	0	0	0	0	0	34
69	328	0	1	2	0	0	0	0	0	0	0	0	0	45
70	362	0	0	0	0	0	0	0	0	0	0	0	0	38
71	391	1	4	3	0	0	0	0	0	0	0	0	0	55
72	434	0	1	0	0	0	0	0	0	0	0	0	0	59
73	510	0	4	2	0	0	0	0	0	0	0	0	0	60
74	492	0	4	2	0	0	0	0	0	0	0	0	0	67
75	610	0	1	1	0	0	0	0	0	0	0	0	0	66
76	472	0	3	0	0	0	0	0	0	0	0	0	0	67
77	450	0	0	1	0	0	0	1	0	1	0	0	0	54
78	499	0	1	2	0	0	0	0	0	0	0	0	0	59
79	543	0	0	2	0	0	0	0	0	0	0	0	0	65
80	545	0	1	1	0	0	0	0	0	0	0	0	0	56
81	503	0	1	1	0	0	0	0	0	0	0	0	0	58
82	502	0	3	0	0	0	0	0	0	0	0	0	0	46
83	494	0	0	1	0	0	0	0	0	0	0	0	0	53
84	445	0	0	0	0	0	0	0	0	0	0	0	0	50
85	412	0	3	2	0	0	0	0	0	0	0	0	0	47
86	405	0	1	1	0	0	0	0	0	0	0	0	0	36
87	350	0	1	1	0	0	0	3	0	0	0	0	0	25
88	319	0	1	1	0	0	0	2	0	0	0	0	0	28
89	266	0	0	0	0	0	0	1	0	0	0	0	0	16
90	201	0	2	0	0	0	0	0	0	0	0	0	0	25
91	177	0	1	0	0	0	0	4	0	0	0	0	0	12
92	111	0	0	0	0	0	0	0	0	0	0	0	0	5
93	70	0	0	1	0	0	0	3	0	0	0	0	0	9
94	52	0	0	0	0	0	0	1	0	0	0	0	0	1
95	37	0	0	1	0	0	0	0	0	0	0	0	0	2
96	30	0	0	0	0	0	0	2	0	0	0	0	0	1
97	18	0	0	0	0	0	0	1	0	0	0	0	0	1
98	7	0	0	0	0	0	0	0	0	0	0	0	0	0
99	2	0	0	0	0	0	0	0	0	0	0	0	0	0
100+	6	0	0	0	0	0	0	0	0	0	0	0	0	0
UNK	0	0	0	0	0	0	0	0	0	0	0	0	0	0
Total	12,871	68	60	142	96	0	0	18	0	74	13	0	0	1,595

Note: An annuitant in two plans is counted in both. An annuitant receiving SBP and SSIA is also counted in both.

An annuitant whose SBP benefit is fully offset by DIC is not included in SBP or Death on Active Duty counts. However, they are included in the SSIA counts.

RCSBP includes only those who are receiving a benefit as a result of an RCSBP election. Survivors of reserves who elected RCSBP and then later elected SBP are counted in the SBP columns only.

In cases where spouse & child was originally elected and the pay is now going to the child, survivors are counted in the child only column.

Some cases where spouse & child was originally elected and the child is no longer eligible may be included in the spouse & child column.

Children of the same deceased member are counted individually.

**Survivor Benefit Plan (SBP) Participation Rates of
Military Retirees as of September 30, 2022**

	<u>Army</u>	<u>Navy</u>	<u>Marines</u>	<u>Air Force</u>	<u>Total</u>
Non Disabled Enlisted (No Reserves)	64%	51%	46%	66%	60%
Non Disabled Officers (No Reserves)	76%	68%	64%	77%	74%
Disabled Enlisted	69%	57%	43%	62%	64%
Disabled Officers	68%	60%	52%	65%	66%
Reserve Ret Enlisted	92%	87%	91%	89%	91%
Reserve Ret Officers	91%	89%	90%	88%	90%
All Enlisted	72%	55%	47%	69%	66%
All Officers	80%	74%	67%	79%	78%
Male Retirees	75%	61%	53%	73%	70%
Female Retirees	65%	51%	47%	62%	61%
All	74%	60%	52%	72%	69%

Military Personnel Who Retired During Fiscal Year 2022

	<u>Army</u>	<u>Navy</u>	<u>Marines</u>	<u>Air Force</u>	<u>Total</u>
Non Disabled Enlisted (No Reserves)	76%	76%	72%	78%	76%
Non Disabled Officers (No Reserves)	75%	75%	73%	76%	75%
Disabled Enlisted	79%	84%	81%	69%	78%
Disabled Officers	73%	75%	72%	70%	72%
Reserve Ret Enlisted	94%	93%	94%	92%	93%
Reserve Ret Officers	94%	94%	95%	92%	94%
All Enlisted	81%	80%	77%	81%	81%
All Officers	80%	81%	78%	81%	80%
Male Retirees	82%	82%	77%	83%	82%
Female Retirees	73%	72%	73%	71%	72%
All	81%	80%	77%	81%	80%

Participants include retirees who have a current SBP election or who, due to the loss of an eligible beneficiary, are not currently paying an SBP premium.

The denominator of the participation rate excludes retirees who have never had an eligible spouse or child beneficiary.

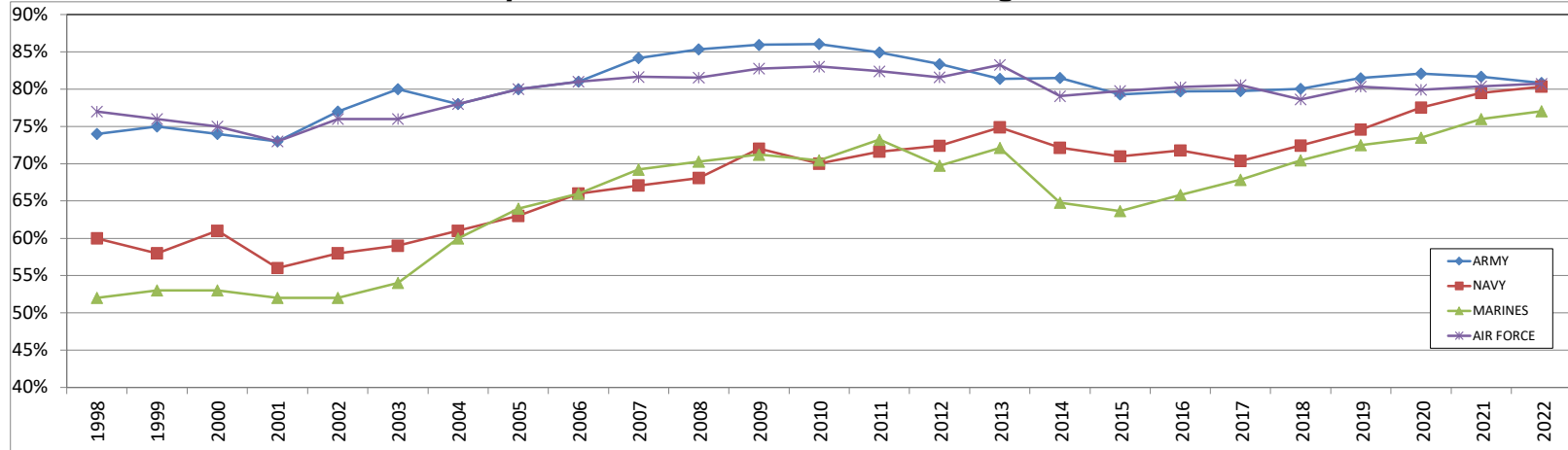
**Ratio of Base Amount Selected for SBP to Gross Retired Pay for
Military Retirees as of September 30, 2022**

	<u>Army</u>	<u>Navy</u>	<u>Marines</u>	<u>Air Force</u>	<u>Total</u>
Non Disabled Enlisted (No Reserves)	90%	92%	94%	85%	89%
Non Disabled Officers (No Reserves)	86%	86%	87%	79%	84%
Disabled Enlisted	98%	97%	99%	97%	98%
Disabled Officers	96%	91%	90%	93%	95%
Reserve Ret Enlisted	100%	100%	99%	100%	100%
Reserve Ret Officers	99%	99%	98%	99%	99%
All Enlisted	94%	93%	95%	88%	92%
All Officers	89%	89%	88%	83%	87%
Male Retirees	91%	89%	90%	84%	88%
Female Retirees	93%	94%	95%	90%	92%
All	92%	91%	91%	86%	89%

Military Personnel Who Retired During Fiscal Year 2022

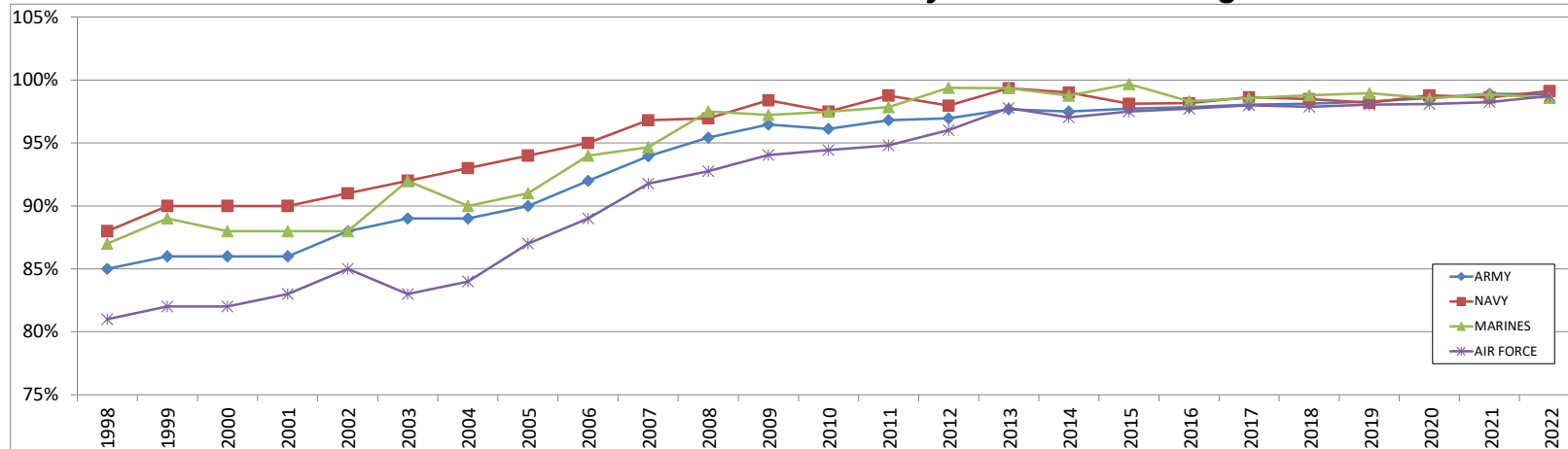
	<u>Army</u>	<u>Navy</u>	<u>Marines</u>	<u>Air Force</u>	<u>Total</u>
Non Disabled Enlisted (No Reserves)	100%	100%	100%	99%	100%
Non Disabled Officers (No Reserves)	97%	98%	97%	97%	97%
Disabled Enlisted	99%	100%	100%	99%	99%
Disabled Officers	98%	100%	94%	99%	98%
Reserve Ret Enlisted	100%	100%	100%	100%	100%
Reserve Ret Officers	100%	100%	99%	99%	100%
All Enlisted	100%	100%	100%	99%	100%
All Officers	98%	98%	97%	98%	98%
Male Retirees	99%	99%	99%	98%	99%
Female Retirees	98%	98%	96%	98%	98%
All	99%	99%	99%	99%	99%

SBP Participation Rates for Those Retiring in Fiscal Years



	---- ARMY ----			---- NAVY ----			---- MARINES ----			---- AIR FORCE ----			---- ALL DOD ----		
	Enlisted	Officers	Both	Enlisted	Officers	Both	Enlisted	Officers	Both	Enlisted	Officers	Both	Enlisted	Officers	Both
2018	80%	80%	80%	71%	76%	72%	68%	76%	70%	78%	81%	79%	77%	79%	78%
2019	81%	81%	81%	73%	78%	75%	70%	77%	73%	80%	82%	80%	79%	80%	79%
2020	82%	81%	82%	77%	79%	78%	72%	77%	73%	79%	82%	80%	80%	81%	80%
2021	82%	82%	82%	79%	81%	80%	74%	81%	76%	80%	82%	80%	80%	81%	80%
2022	81%	80%	81%	80%	81%	80%	77%	78%	77%	81%	81%	81%	81%	80%	80%

Ratio of Base Amount Selected for SBP to Gross Pay for Those Retiring in Fiscal Years



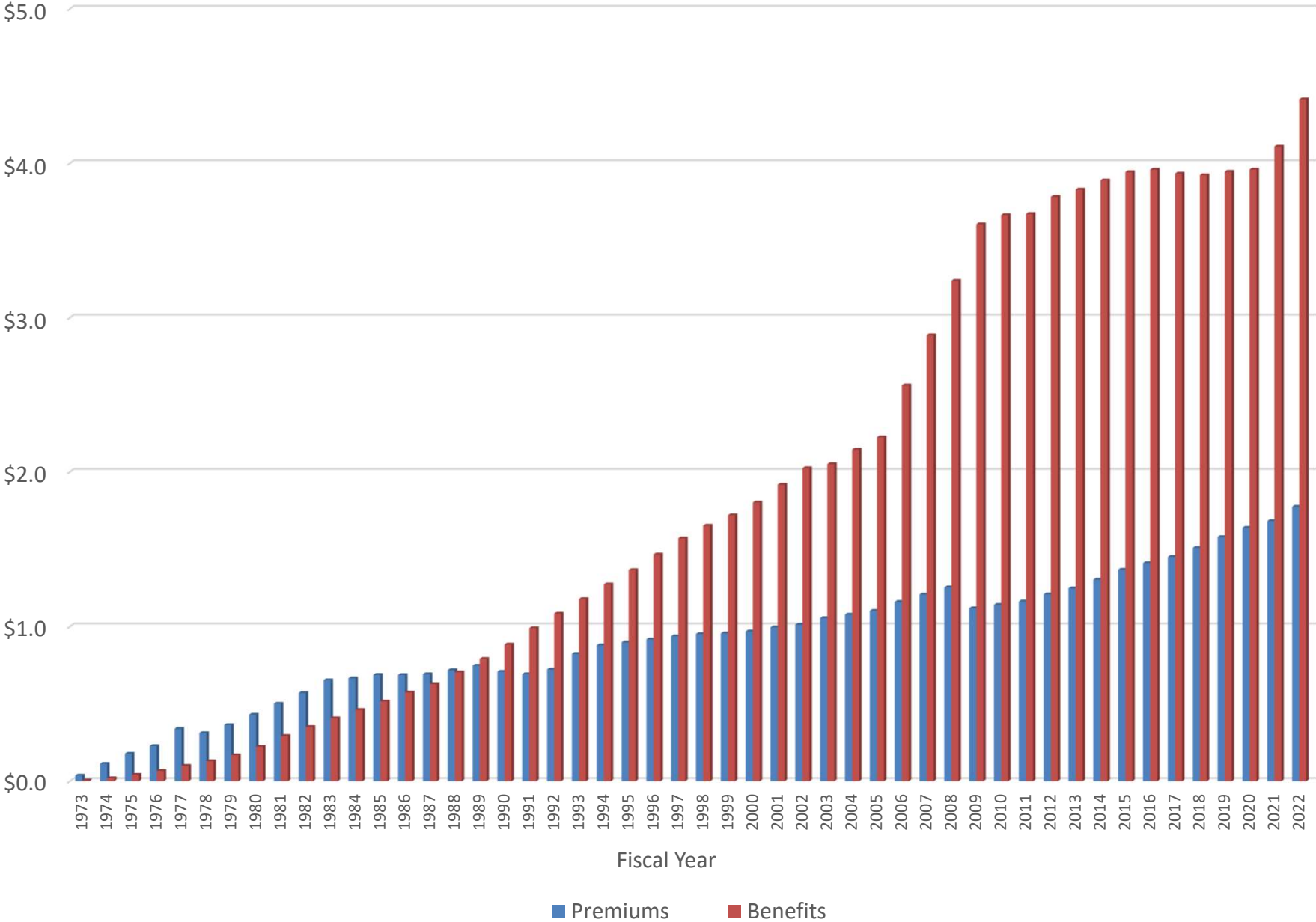
	---- ARMY ----			---- NAVY ----			---- MARINES ----			---- AIR FORCE ----			---- ALL DOD ----		
	Enlisted	Officers	Both	Enlisted	Officers	Both	Enlisted	Officers	Both	Enlisted	Officers	Both	Enlisted	Officers	Both
2018	99%	97%	98%	100%	98%	98%	100%	98%	99%	99%	96%	98%	99%	97%	98%
2019	99%	97%	98%	100%	97%	98%	99%	99%	99%	99%	96%	98%	99%	97%	98%
2020	99%	98%	99%	99%	98%	99%	99%	98%	99%	99%	97%	98%	99%	98%	98%
2021	100%	98%	99%	100%	98%	99%	100%	98%	99%	99%	97%	98%	100%	98%	99%
2022	100%	98%	99%	100%	98%	99%	100%	97%	99%	99%	98%	99%	100%	98%	99%

Estimated SBP Costs To Retirees And Benefit Payments To Surviving Retiree Families
For Fiscal Years 1973-2022 - Excludes RSFPP
 (Payments in Thousands)

	----- Cost to Retirees -----				----- Payments to Surviving Families -----					
	Average Number Making SBP Payments	Average Number with SBP Paid Up	Fiscal Year Cost to Retirees	Cumulative Cost to Retirees	Average Number Of Surviving Families Receiving Annuities	Fiscal Year Payments to Families	Cumulative Payments to Families	Average Number Of Surviving Families Receiving Annuities	Fiscal Year Payments to Families	Cumulative Payments to Families
1973	129,963		\$36,145	\$36,145	1,950	\$5,700	\$5,700	1,950	\$5,700	\$5,700
1974	367,134		\$111,974	\$148,119	6,725	\$19,661	\$25,361	6,725	\$19,661	\$25,361
1975	496,368		\$177,593	\$325,712	14,281	\$41,751	\$67,112	14,281	\$41,751	\$67,112
1976	533,507		\$226,726	\$552,438	20,852	\$66,899	\$134,011	20,852	\$66,899	\$134,011
1977	558,052		\$338,736	\$891,174	29,907	\$99,676	\$233,687	29,907	\$99,676	\$233,687
1978	576,464		\$311,088	\$1,202,262	35,017	\$128,863	\$362,550	35,017	\$128,863	\$362,550
1979	601,544		\$362,604	\$1,564,866	41,581	\$167,469	\$530,019	41,581	\$167,469	\$530,019
1980	624,463		\$429,662	\$1,994,528	48,797	\$223,165	\$753,184	48,797	\$223,165	\$753,184
1981	638,168		\$500,754	\$2,495,282	56,765	\$292,913	\$1,046,097	56,765	\$292,913	\$1,046,097
1982	668,872		\$570,505	\$3,065,787	62,947	\$350,311	\$1,396,408	62,947	\$350,311	\$1,396,408
1983	755,159		\$652,536	\$3,718,323	68,930	\$406,887	\$1,803,295	68,930	\$406,887	\$1,803,295
1984	761,427		\$664,993	\$4,383,316	77,284	\$460,955	\$2,264,250	77,284	\$460,955	\$2,264,250
1985	767,623		\$686,997	\$5,070,313	87,329	\$515,788	\$2,780,038	87,329	\$515,788	\$2,780,038
1986	772,355		\$686,555	\$5,756,868	97,525	\$573,940	\$3,353,978	97,525	\$573,940	\$3,353,978
1987	775,581		\$691,442	\$6,448,310	108,395	\$627,986	\$3,981,964	108,395	\$627,986	\$3,981,964
1988	781,323		\$717,655	\$7,165,965	119,885	\$704,853	\$4,686,817	119,885	\$704,853	\$4,686,817
1989	792,765		\$746,627	\$7,912,592	130,455	\$791,170	\$5,477,987	130,455	\$791,170	\$5,477,987
1990	801,809		\$708,000	\$8,620,592	141,119	\$883,457	\$6,361,444	141,119	\$883,457	\$6,361,444
1991	809,955		\$691,816	\$9,312,408	151,583	\$989,282	\$7,350,726	151,583	\$989,282	\$7,350,726
1992	824,037		\$722,157	\$10,034,565	162,139	\$1,083,409	\$8,434,135	162,139	\$1,083,409	\$8,434,135
1993	863,204		\$822,955	\$10,857,520	172,425	\$1,177,185	\$9,611,320	172,425	\$1,177,185	\$9,611,320
1994	886,662		\$878,499	\$11,736,019	182,484	\$1,272,172	\$10,883,492	182,484	\$1,272,172	\$10,883,492
1995	899,868		\$897,274	\$12,633,293	192,480	\$1,365,805	\$12,249,297	192,480	\$1,365,805	\$12,249,297
1996	911,124		\$916,559	\$13,549,852	203,149	\$1,466,733	\$13,716,030	203,149	\$1,466,733	\$13,716,030
1997	916,860		\$936,764	\$14,486,616	212,726	\$1,570,632	\$15,286,662	212,726	\$1,570,632	\$15,286,662
1998	922,183		\$951,813	\$15,438,429	221,154	\$1,652,227	\$16,938,889	221,154	\$1,652,227	\$16,938,889
1999	923,481		\$955,618	\$16,394,047	229,292	\$1,720,042	\$18,658,931	229,292	\$1,720,042	\$18,658,931
2000	919,121		\$968,357	\$17,362,404	237,242	\$1,802,503	\$20,461,434	237,242	\$1,802,503	\$20,461,434
2001	920,934		\$994,743	\$18,357,147	241,609	\$1,917,434	\$22,378,868	241,609	\$1,917,434	\$22,378,868
2002	919,401		\$1,012,177	\$19,369,324	254,332	\$2,024,308	\$24,403,176	254,332	\$2,024,308	\$24,403,176
2003	921,117		\$1,054,718	\$20,424,042	254,124	\$2,050,771	\$26,453,947	254,124	\$2,050,771	\$26,453,947
2004	926,081		\$1,077,290	\$21,501,332	264,239	\$2,145,596	\$28,599,543	264,239	\$2,145,596	\$28,599,543
2005	935,824		\$1,101,562	\$22,602,894	269,831	\$2,224,890	\$30,824,433	269,831	\$2,224,890	\$30,824,433
2006	946,732		\$1,158,982	\$23,761,876	275,633	\$2,560,532	\$33,384,965	275,633	\$2,560,532	\$33,384,965
2007	964,414		\$1,207,162	\$24,969,038	279,947	\$2,886,828	\$36,271,793	279,947	\$2,886,828	\$36,271,793
2008	979,777		\$1,253,157	\$26,222,195	283,318	\$3,239,325	\$39,511,118	283,318	\$3,239,325	\$39,511,118
2009	874,613	132,512	\$1,117,848	\$27,340,043	317,292	\$3,606,197	\$43,117,315	286,425	\$3,573,341	\$43,084,459
2010	879,613	134,743	\$1,140,287	\$28,480,330	319,612	\$3,665,365	\$46,782,679	288,384	\$3,625,782	\$46,710,241
2011	888,834	137,062	\$1,162,385	\$29,642,715	322,233	\$3,672,341	\$50,455,020	288,843	\$3,624,448	\$50,334,689
2012	889,557	146,751	\$1,207,810	\$30,850,525	323,522	\$3,783,297	\$54,238,317	289,357	\$3,727,412	\$54,062,101
2013	892,517	151,041	\$1,247,563	\$32,098,088	323,903	\$3,829,963	\$58,068,280	288,290	\$3,765,443	\$57,827,544
2014	908,326	149,291	\$1,302,951	\$33,401,039	323,511	\$3,889,834	\$61,958,114	286,571	\$3,779,551	\$61,607,095
2015	927,196	146,512	\$1,367,743	\$34,768,782	322,869	\$3,943,558	\$65,901,672	284,633	\$3,793,157	\$65,400,252
2016	942,624	143,145	\$1,410,760	\$36,179,542	321,476	\$3,959,210	\$69,860,882	282,266	\$3,749,314	\$69,149,566
2017	955,252	140,968	\$1,451,032	\$37,630,574	319,562	\$3,933,627	\$73,794,509	279,240	\$3,693,548	\$72,843,114
2018	965,820	139,227	\$1,509,122	\$39,139,696	316,118	\$3,923,593	\$77,718,102	275,220	\$3,682,200	\$76,525,314
2019	973,155	139,745	\$1,578,828	\$40,718,524	312,792	\$3,945,191	\$81,663,293	271,353	\$3,697,848	\$80,223,162
2020	981,983	140,508	\$1,638,812	\$42,357,336	310,791	\$3,960,044	\$85,623,337	268,884	\$3,706,506	\$83,929,668
2021	986,270	140,031	\$1,681,900	\$44,039,236	310,855	\$4,108,932	\$89,732,269	277,128	\$3,847,439	\$87,777,107
2022	992,838	140,871	\$1,775,060	\$45,814,296	304,683	\$4,415,256	\$94,147,525	288,374	\$4,145,908	\$91,923,015

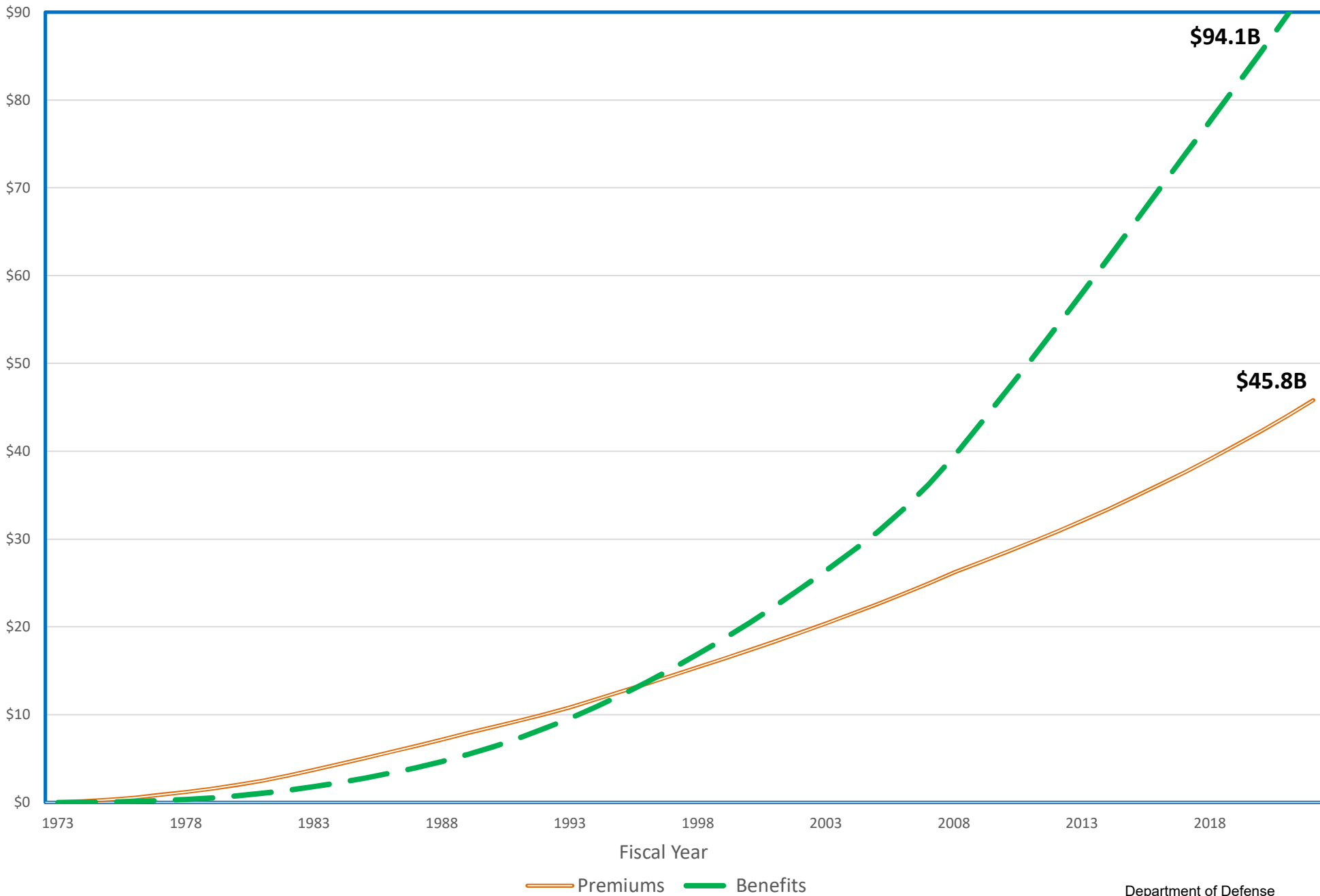
SBP Costs and Benefits by Fiscal Year

Dollars in Billions



Cumulative SBP Costs and Benefits by Fiscal Year

Dollars in Billions



Military Retirees as of September 30, 2022 by Age and Survivor Benefit Election

ALL DOD

AGE	TOTAL RETIRED	RSFPP				SBP									
		RSFPP ONLY	SBP ONLY	BOTH	*NEITHER	TOTAL RSFPP	SPOUSE ONLY	CHILD ONLY	SPOUSE/ CHILD	TOTAL	SPOUSE ONLY	CHILD ONLY	SPOUSE/ CHILD	INSURE INTEREST	NO ELIG BENEF
17	0	0	0	0	0	0	0	0	0	0	0	0	0	0	0
18	0	0	0	0	0	0	0	0	0	0	0	0	0	0	0
19	24	0	8	0	16	0	0	0	0	8	8	0	0	0	0
20	146	0	48	0	99	0	0	0	0	48	44	0	1	2	1
21	613	0	211	0	405	0	0	0	0	211	187	2	11	8	3
22	1,278	0	485	0	803	0	0	0	0	485	403	16	41	15	10
23	2,036	0	798	0	1,253	0	0	0	0	798	643	21	99	20	15
24	2,849	0	1,143	0	1,729	0	0	0	0	1,143	888	53	166	13	23
25	3,320	0	1,306	0	2,044	0	0	0	0	1,306	972	74	214	16	30
26	3,735	0	1,625	0	2,157	0	0	0	0	1,625	1,144	118	304	12	47
27	4,180	0	1,791	0	2,447	0	0	0	0	1,791	1,175	164	377	17	58
28	4,859	0	2,153	0	2,771	0	0	0	0	2,153	1,356	206	507	19	65
29	5,275	0	2,371	0	2,997	0	0	0	0	2,371	1,421	243	594	20	93
30	6,057	0	2,769	0	3,395	0	0	0	0	2,769	1,578	317	754	13	107
31	6,585	0	3,142	0	3,604	0	0	0	0	3,142	1,625	413	927	16	161
32	7,477	0	3,636	0	4,009	0	0	0	0	3,636	1,888	487	1,084	9	168
33	7,913	0	4,069	0	4,073	0	0	0	0	4,069	1,980	548	1,301	11	229
34	8,463	0	4,436	0	4,258	0	0	0	0	4,436	2,041	635	1,512	17	231
35	9,168	0	5,041	0	4,399	0	0	0	0	5,041	2,250	722	1,782	15	272
36	9,810	0	5,538	0	4,576	0	0	0	0	5,538	2,311	867	2,040	16	304
37	10,305	0	5,975	0	4,697	0	0	0	0	5,975	2,482	919	2,191	16	367
38	11,447	0	6,983	0	4,861	0	0	0	0	6,983	2,802	1,167	2,606	11	397
39	14,351	0	9,152	0	5,603	0	0	0	0	9,152	3,403	1,560	3,766	19	404
40	16,898	0	10,894	0	6,414	0	0	0	0	10,894	3,918	1,936	4,607	23	410
41	18,472	0	12,137	0	6,826	0	0	0	0	12,137	4,178	2,224	5,229	15	491
42	21,234	0	14,014	0	7,736	0	0	0	0	14,014	4,751	2,505	6,220	22	516
43	23,005	0	15,244	0	8,395	0	0	0	0	15,244	4,899	2,784	6,895	32	634
44	23,959	0	15,947	0	8,729	0	0	0	0	15,947	5,139	3,035	7,045	11	717
45	25,407	0	16,999	0	9,279	0	0	0	0	16,999	5,428	3,042	7,638	20	871
46	25,433	0	16,855	0	9,522	0	0	0	0	16,855	5,534	2,999	7,352	26	944
47	27,189	0	18,238	0	10,100	0	0	0	0	18,238	6,330	2,982	7,755	22	1,149
48	28,470	0	19,050	0	10,788	0	0	0	0	19,050	7,030	2,955	7,668	29	1,368
49	30,599	0	20,465	0	11,789	0	0	0	0	20,465	7,963	3,043	7,782	22	1,655
50	32,423	0	21,722	0	12,787	0	0	0	0	21,722	8,959	3,056	7,600	21	2,086
51	36,451	0	24,243	0	14,833	0	0	0	0	24,243	10,352	3,133	8,111	22	2,625
52	36,915	0	24,467	0	15,288	0	0	0	0	24,467	11,038	2,897	7,656	36	2,840
53	36,263	0	24,272	0	15,232	0	0	0	0	24,272	11,564	2,650	6,781	36	3,241
54	37,622	0	24,555	0	16,750	0	0	0	0	24,555	12,333	2,454	6,065	19	3,684
55	39,277	0	25,404	0	18,105	0	0	0	0	25,404	13,326	2,253	5,575	18	4,232
56	41,804	0	27,003	0	19,555	0	0	0	0	27,003	14,979	2,189	5,063	18	4,754
57	44,660	0	28,088	0	21,890	0	0	0	0	28,088	16,213	2,051	4,477	29	5,318
58	48,464	0	30,261	0	24,470	0	0	0	0	30,261	18,052	1,868	4,042	32	6,267
59	51,141	0	31,535	0	26,295	0	0	0	0	31,535	19,591	1,708	3,501	46	6,689
60	63,982	0	41,553	0	29,821	0	0	0	0	41,553	27,738	2,362	3,946	113	7,394
61	68,484	0	43,921	0	32,489	0	0	0	0	43,921	29,788	2,562	3,501	144	7,926
62	67,496	0	42,966	0	32,687	0	0	0	0	42,966	29,492	2,466	2,699	151	8,158
63	66,263	0	41,465	0	33,018	0	0	0	0	41,465	28,639	2,162	2,321	123	8,220
64	64,290	0	39,405	0	32,943	0	0	0	0	39,405	27,766	1,702	1,733	146	8,058
65	63,352	0	38,608	0	32,657	0	0	0	0	38,608	27,621	1,543	1,380	151	7,913
66	61,329	0	37,157	0	31,799	0	0	0	0	37,157	26,740	1,505	1,131	154	7,627

Military Retirees as of September 30, 2022 by Age and Survivor Benefit Election

ALL DOD

AGE	TOTAL RETIRED	RSFPP				SBP									
		RSFPP ONLY	SBP ONLY	BOTH	*NEITHER	TOTAL RSFPP	SPOUSE ONLY	CHILD ONLY	SPOUSE/ CHILD	TOTAL	SPOUSE ONLY	CHILD ONLY	SPOUSE/ CHILD	INSURE INTEREST	NO ELIG BENEF
67	59,740	0	35,928	0	31,287	0	0	0	0	35,928	26,093	1,282	919	159	7,475
68	57,629	0	34,515	0	30,326	0	0	0	0	34,515	25,332	1,049	805	117	7,212
69	57,620	0	35,061	0	29,713	0	0	0	0	35,061	25,975	1,018	794	120	7,154
70	57,336	0	35,308	0	29,176	0	0	0	0	35,308	26,407	969	621	163	7,148
71	55,164	0	34,104	0	27,588	0	0	0	0	34,104	26,102	836	477	161	6,528
72	56,217	2	34,544	0	28,100	2	2	0	0	34,544	26,850	721	431	113	6,429
73	60,789	3	37,696	0	30,278	3	2	0	1	37,696	29,243	679	432	153	7,189
74	61,434	1	38,595	0	29,998	1	0	0	1	38,595	30,170	721	404	140	7,160
75	65,525	4	41,454	1	31,585	5	1	2	2	41,455	32,698	723	413	102	7,519
76	48,008	2	30,492	0	22,997	2	1	0	1	30,492	24,145	499	254	111	5,483
77	40,301	4	25,808	3	19,321	7	5	0	2	25,811	20,194	452	251	79	4,835
78	37,732	0	23,894	0	18,373	0	0	0	0	23,894	18,680	423	169	87	4,535
79	38,839	1	24,138	1	19,310	2	1	0	1	24,139	18,854	390	207	77	4,611
80	33,468	2	20,416	0	17,294	2	1	0	1	20,416	15,638	320	151	63	4,244
81	29,345	0	17,671	0	15,494	0	0	0	0	17,671	13,427	261	121	42	3,820
82	27,120	3	16,730	0	14,026	3	1	0	2	16,730	12,685	239	123	44	3,639
83	25,353	1	15,845	0	13,015	1	0	0	1	15,845	12,000	207	103	27	3,508
84	24,653	1	15,724	1	12,557	2	0	0	2	15,725	11,722	208	128	37	3,630
85	22,833	1	14,630	0	11,682	1	1	0	0	14,630	10,832	169	116	32	3,481
86	20,376	0	13,204	1	10,403	1	0	0	1	13,205	9,663	174	117	19	3,232
87	17,673	9	11,795	5	8,934	14	2	1	11	11,800	8,468	155	86	21	3,070
88	14,994	25	10,076	10	7,536	35	5	5	25	10,086	7,257	100	65	11	2,653
89	12,806	21	8,522	21	6,586	42	9	7	26	8,543	6,022	98	65	14	2,344
90	11,066	19	7,416	38	5,664	57	6	7	44	7,454	5,213	103	57	10	2,071
91	9,475	26	6,468	41	4,837	67	13	9	45	6,509	4,497	71	39	5	1,897
92	7,787	22	5,299	40	4,066	62	9	10	43	5,339	3,596	69	24	10	1,640
93	5,493	22	3,677	33	2,944	55	6	7	42	3,710	2,445	44	30	8	1,183
94	3,710	13	2,546	34	1,971	47	7	8	32	2,580	1,664	38	19	5	854
95	2,129	3	1,449	19	1,171	22	6	1	15	1,468	918	22	13	2	513
96	1,473	8	1,054	21	793	29	9	2	18	1,075	640	19	11	2	403
97	1,134	5	876	11	585	16	3	0	13	887	515	22	6	1	343
98	888	5	666	12	488	17	5	2	10	678	382	6	7	0	283
99	581	2	428	12	316	14	1	2	11	440	257	4	1	1	177
100+	962	4	700	8	586	12	1	0	11	708	355	7	9	1	336
UNK	22	0	15	0	13	0	0	0	0	15	8	0	1	0	6
TOT	2,190,448	209	1,375,892	312	1,049,406	521	97	63	361	1,376,204	878,909	86,696	171,519	3,703	235,377

* Neither includes 191,717 retirees who never had an eligible spouse or child beneficiary.

Military Retirees Who Retired During Fiscal Year 2022 and Electing SBP Benefits

AGE	TOTAL RETIRED	TOTAL WITH ELIGIBLE BENEFICIARY	TOTAL ELECTING	PERCENT ELECTING	AVERAGE MONTHLY GROSS PAY	AVERAGE SBP BASE AMOUNT	AVERAGE SPOUSE AGE	AVERAGE AGE DIFFERENCE
17	0	0	0	0.0	\$0	\$0	0.0	0.0
18	0	0	0	0.0	\$0	\$0	0.0	0.0
19	22	8	8	100.0	\$1,199	\$1,199	24.0	-5.0
20	123	52	42	80.8	\$1,042	\$1,031	23.7	-3.7
21	431	185	146	78.9	\$1,095	\$1,088	24.4	-3.4
22	696	345	267	77.4	\$1,174	\$1,162	24.7	-2.7
23	742	419	332	79.2	\$1,251	\$1,249	24.4	-1.4
24	812	496	378	76.2	\$1,269	\$1,265	25.1	-1.1
25	812	510	383	75.1	\$1,363	\$1,361	26.3	-1.3
26	796	537	423	78.8	\$1,412	\$1,401	27.4	-1.4
27	736	533	388	72.8	\$1,509	\$1,499	27.5	-0.6
28	784	578	435	75.3	\$1,562	\$1,545	28.9	-0.9
29	713	566	422	74.6	\$1,597	\$1,597	29.2	-0.2
30	678	520	394	75.8	\$1,709	\$1,711	30.3	-0.3
31	640	516	387	75.0	\$1,889	\$1,879	32.2	-1.2
32	616	510	370	72.5	\$1,847	\$1,849	31.2	0.8
33	599	514	392	76.3	\$1,962	\$1,947	32.7	0.3
34	542	472	341	72.2	\$2,077	\$2,058	33.7	0.3
35	522	475	355	74.7	\$2,142	\$2,120	34.8	0.2
36	457	407	318	78.1	\$2,281	\$2,275	35.3	0.7
37	519	481	377	78.4	\$2,298	\$2,281	36.8	0.2
38	1,679	1,554	1,221	78.6	\$2,418	\$2,424	38.0	0.0
39	3,113	2,884	2,169	75.2	\$2,506	\$2,508	38.7	0.2
40	3,308	3,076	2,359	76.7	\$2,577	\$2,570	39.5	0.5
41	2,955	2,781	2,133	76.7	\$2,720	\$2,714	40.2	0.8
42	3,120	2,924	2,255	77.1	\$3,008	\$3,000	41.1	0.9
43	3,062	2,870	2,196	76.5	\$3,262	\$3,238	41.9	1.1
44	2,699	2,536	1,900	74.9	\$3,438	\$3,409	42.9	1.1
45	2,221	2,082	1,606	77.1	\$3,645	\$3,620	43.5	1.5
46	1,833	1,726	1,288	74.6	\$3,815	\$3,768	44.5	1.5
47	1,601	1,528	1,132	74.1	\$4,177	\$4,109	45.4	1.6
48	1,552	1,439	1,090	75.7	\$4,473	\$4,404	46.4	1.6
49	1,362	1,248	933	74.8	\$4,940	\$4,808	47.6	1.4
50	1,163	1,088	807	74.2	\$5,063	\$4,961	49.0	1.0
51	1,104	1,026	801	78.1	\$5,352	\$5,176	49.4	1.6
52	1,011	940	716	76.2	\$5,777	\$5,569	50.5	1.5
53	855	780	631	80.9	\$5,747	\$5,598	50.6	2.4
54	680	617	497	80.6	\$5,535	\$5,368	52.0	2.0
55	611	549	451	82.1	\$5,652	\$5,486	52.9	2.1
56	536	491	398	81.1	\$5,493	\$5,378	54.1	1.9
57	601	534	447	83.7	\$4,917	\$4,719	54.7	2.3
58	704	635	566	89.1	\$4,066	\$4,030	56.2	1.8
59	1,659	1,485	1,381	93.0	\$3,030	\$3,003	57.3	1.7
60	12,243	10,877	10,126	93.1	\$1,848	\$1,841	58.5	1.5
61	197	178	153	86.0	\$4,787	\$4,530	58.5	2.5
62	140	126	105	83.3	\$5,326	\$5,151	59.3	2.6
63	35	29	25	86.2	\$6,132	\$6,010	60.2	2.8
64	17	16	12	75.0	\$5,577	\$5,577	62.7	1.3
65	9	8	8	100.0	\$3,089	\$2,946	61.7	3.3
66	12	9	9	100.0	\$3,678	\$3,678	65.0	1.0
67	7	5	4	80.0	\$2,307	\$2,307	64.0	3.0
68	6	5	5	100.0	\$3,407	\$3,407	66.5	1.5
69	2	2	2	100.0	\$2,538	\$2,538	67.0	2.0
70+	0	0	0	0.0	\$0	\$0	0.0	0.0
UNK	1	1	1	100.0	\$1,943	\$1,943	0.0	0.0
TOTAL	61,338	54,173	43,585	80.5	\$2,954	\$2,915	47.3	0.6

Excluding members who retired during the fiscal year and died before the end of the year.

Military Retirees as of September 30, 2022 and Electing SBP Benefits

AGE	TOTAL RETIRED	TOTAL WITH ELIGIBLE BENEFICIARY	TOTAL ELECTING	PERCENT ELECTING	AVERAGE MONTHLY GROSS PAY	AVERAGE SBP BASE AMOUNT	AVERAGE SPOUSE AGE	AVERAGE AGE DIFFERENCE
17	0	0	0	0.0	\$0	\$0	0.0	0.0
18	0	0	0	0.0	\$0	\$0	0.0	0.0
19	24	8	8	100.0	\$1,199	\$1,199	24.0	-5.0
20	146	59	48	81.4	\$1,063	\$1,054	25.3	-5.3
21	613	259	211	81.5	\$1,100	\$1,096	25.4	-4.4
22	1,278	602	485	80.6	\$1,157	\$1,151	24.9	-2.9
23	2,036	1,025	798	77.9	\$1,185	\$1,184	25.1	-2.1
24	2,849	1,515	1,143	75.4	\$1,202	\$1,198	25.5	-1.5
25	3,320	1,799	1,306	72.6	\$1,239	\$1,234	26.5	-1.5
26	3,735	2,188	1,625	74.3	\$1,241	\$1,236	27.3	-1.3
27	4,180	2,575	1,791	69.6	\$1,278	\$1,274	28.2	-1.2
28	4,859	3,021	2,153	71.3	\$1,304	\$1,297	29.1	-1.1
29	5,275	3,375	2,371	70.3	\$1,340	\$1,332	29.9	-0.9
30	6,057	4,014	2,769	69.0	\$1,370	\$1,362	30.7	-0.7
31	6,585	4,488	3,142	70.0	\$1,410	\$1,396	31.7	-0.7
32	7,477	5,251	3,636	69.2	\$1,444	\$1,439	32.4	-0.4
33	7,913	5,757	4,069	70.7	\$1,483	\$1,471	33.4	-0.4
34	8,463	6,277	4,436	70.7	\$1,533	\$1,524	34.5	-0.5
35	9,168	7,019	5,041	71.8	\$1,578	\$1,562	35.4	-0.4
36	9,810	7,652	5,538	72.4	\$1,608	\$1,599	36.2	-0.1
37	10,305	8,250	5,975	72.4	\$1,677	\$1,662	37.2	-0.2
38	11,447	9,478	6,983	73.7	\$1,840	\$1,834	38.0	0.0
39	14,351	12,337	9,152	74.2	\$2,007	\$2,001	38.8	0.1
40	16,898	14,819	10,894	73.5	\$2,137	\$2,129	39.7	0.3
41	18,472	16,464	12,137	73.7	\$2,246	\$2,247	40.6	0.4
42	21,234	19,127	14,014	73.3	\$2,358	\$2,363	41.4	0.6
43	23,005	20,922	15,244	72.9	\$2,474	\$2,475	42.2	0.8
44	23,959	21,910	15,947	72.8	\$2,574	\$2,575	43.2	0.9
45	25,407	23,309	16,999	72.9	\$2,656	\$2,660	44.0	1.0
46	25,433	23,373	16,855	72.1	\$2,741	\$2,752	44.9	1.1
47	27,189	25,191	18,238	72.4	\$2,835	\$2,841	45.9	1.1
48	28,470	26,212	19,050	72.7	\$2,911	\$2,915	46.9	1.1
49	30,599	28,217	20,465	72.5	\$3,016	\$3,029	47.8	1.2
50	32,423	29,862	21,722	72.7	\$3,068	\$3,084	48.9	1.1
51	36,451	33,470	24,243	72.4	\$3,166	\$3,171	49.8	1.2
52	36,915	34,029	24,467	71.9	\$3,238	\$3,234	50.8	1.2
53	36,263	33,317	24,272	72.9	\$3,284	\$3,276	51.8	1.2
54	37,622	34,565	24,555	71.0	\$3,330	\$3,300	52.8	1.2
55	39,277	36,081	25,404	70.4	\$3,388	\$3,340	53.7	1.3
56	41,804	38,359	27,003	70.4	\$3,391	\$3,310	54.8	1.2
57	44,660	40,879	28,088	68.7	\$3,393	\$3,296	55.7	1.3
58	48,464	44,439	30,261	68.1	\$3,375	\$3,278	56.7	1.3
59	51,141	46,798	31,535	67.4	\$3,302	\$3,174	57.6	1.4
60	63,982	58,149	41,553	71.5	\$2,895	\$2,721	58.6	1.4
61	68,484	62,261	43,921	70.5	\$2,822	\$2,624	59.5	1.5
62	67,496	61,246	42,966	70.2	\$2,780	\$2,561	60.5	1.5
63	66,263	60,089	41,465	69.0	\$2,770	\$2,516	61.4	1.6
64	64,290	58,409	39,405	67.5	\$2,768	\$2,493	62.3	1.7
65	63,352	57,076	38,608	67.6	\$2,751	\$2,464	63.3	1.7
66	61,329	55,638	37,157	66.8	\$2,741	\$2,429	64.2	1.8
67	59,740	54,033	35,928	66.5	\$2,742	\$2,382	65.2	1.8
68	57,629	52,178	34,515	66.1	\$2,743	\$2,365	66.0	2.0
69	57,620	52,539	35,061	66.7	\$2,723	\$2,312	67.0	2.0
70	57,336	52,470	35,308	67.3	\$2,650	\$2,247	67.9	2.1
71	55,164	50,795	34,104	67.1	\$2,633	\$2,203	68.8	2.2

Military Retirees as of September 30, 2022 and Electing SBP Benefits

AGE	TOTAL RETIRED	TOTAL WITH ELIGIBLE BENEFICIARY	TOTAL ELECTING	PERCENT ELECTING	AVERAGE MONTHLY GROSS PAY	AVERAGE SBP BASE AMOUNT	AVERAGE SPOUSE AGE	AVERAGE AGE DIFFERENCE
72	56,217	52,005	34,544	66.4	\$2,611	\$2,171	69.6	2.4
73	60,789	56,672	37,696	66.5	\$2,601	\$2,146	70.5	2.5
74	61,434	57,520	38,595	67.1	\$2,625	\$2,144	71.5	2.5
75	65,525	61,489	41,455	67.4	\$2,672	\$2,161	72.3	2.7
76	48,008	45,100	30,492	67.6	\$2,741	\$2,204	73.2	2.8
77	40,301	37,973	25,811	68.0	\$2,777	\$2,222	74.1	3.0
78	37,732	35,534	23,894	67.2	\$2,851	\$2,270	74.9	3.1
79	38,839	36,587	24,139	66.0	\$2,870	\$2,254	75.7	3.2
80	33,468	31,688	20,416	64.4	\$2,838	\$2,241	76.7	3.3
81	29,345	27,842	17,671	63.5	\$2,896	\$2,233	77.6	3.4
82	27,120	25,825	16,730	64.8	\$2,933	\$2,266	78.5	3.5
83	25,353	24,151	15,845	65.6	\$2,875	\$2,252	79.4	3.6
84	24,653	23,622	15,725	66.6	\$2,840	\$2,229	80.2	3.8
85	22,833	21,983	14,630	66.6	\$2,860	\$2,287	81.3	3.7
86	20,376	19,643	13,205	67.2	\$2,842	\$2,322	82.0	4.0
87	17,673	17,076	11,800	69.1	\$2,931	\$2,398	83.0	4.0
88	14,994	14,545	10,086	69.3	\$3,085	\$2,534	83.8	4.2
89	12,806	12,495	8,543	68.4	\$3,171	\$2,634	84.7	4.2
90	11,066	10,819	7,454	68.9	\$3,142	\$2,664	85.5	4.5
91	9,475	9,271	6,509	70.2	\$3,138	\$2,673	86.4	4.6
92	7,787	7,666	5,339	69.6	\$3,098	\$2,717	87.3	4.7
93	5,493	5,367	3,710	69.1	\$3,200	\$2,817	87.9	5.1
94	3,710	3,622	2,580	71.2	\$3,288	\$2,935	88.3	5.7
95	2,129	2,090	1,468	70.2	\$3,208	\$2,869	89.0	6.0
96	1,473	1,444	1,075	74.4	\$3,365	\$2,968	90.0	6.0
97	1,134	1,114	887	79.6	\$3,384	\$3,069	91.1	5.9
98	888	878	678	77.2	\$3,326	\$2,898	91.8	6.2
99	581	572	440	76.9	\$3,542	\$3,229	92.3	6.7
100+	962	941	708	75.2	\$3,485	\$3,146	93.9	7.1
UNK	22	22	15	68.2	\$2,516	\$2,150	0.0	0.0
TOTAL	2,190,448	1,998,731	1,376,204	68.9	\$2,808	\$2,529	62.8	1.6

Retirees as of September 30, 2022 by Age and Years of SBP and/or RSFPP Premiums Paid

Age	Number of Full Years of Premium Payments																														Total	
	Less than 1	1	2	3	4	5	6	7	8	9	10	11	12	13	14	15	16	17	18	19	20	21	22	23	24	25	26	27	28	29		30+
39 or Less	11,355	23,332	6,631	5,003	5,290	2,742	2,508	1,707	1,285	1,024	558	476	322	251	138	62	48	18	9	2	0	0	0	0	0	0	0	0	0	0	0	62,761
40	2,383	3,388	1,445	550	714	413	469	380	233	223	111	115	93	73	42	25	20	17	8	3	5	2	0	0	0	0	0	0	0	0	0	10,712
41	2,237	3,158	2,307	1,286	764	434	428	397	266	188	123	109	76	64	44	21	24	15	12	9	6	0	2	0	0	0	0	0	0	0	0	11,970
42	2,284	2,904	2,224	2,274	1,595	463	433	447	420	222	121	93	84	73	46	33	22	19	18	8	3	4	1	0	0	0	0	0	0	0	0	13,791
43	2,277	2,765	2,096	2,058	2,520	1,253	409	503	478	190	140	98	66	63	38	47	22	21	9	7	6	8	5	1	1	0	0	0	0	0	0	15,081
44	1,979	2,567	2,051	1,711	2,263	2,219	1,237	500	509	205	167	92	82	50	35	28	30	26	15	6	14	6	2	3	2	0	0	0	0	0	0	15,799
45	1,750	2,211	2,050	1,980	2,062	2,199	2,086	1,133	609	221	139	116	62	50	45	35	31	27	18	14	15	8	8	11	0	1	0	0	0	0	0	16,881
46	1,427	1,788	1,776	1,881	2,101	1,951	1,932	1,981	1,139	236	137	80	73	51	64	38	24	25	21	11	9	5	6	5	2	2	1	0	0	0	0	16,766
47	1,305	1,645	1,675	1,698	2,282	2,088	1,857	2,066	2,094	831	174	84	71	66	57	36	21	25	15	14	14	11	12	7	11	6	1	2	0	0	0	18,168
48	1,287	1,529	1,458	1,484	1,969	2,087	2,001	2,021	1,991	1,907	759	97	65	71	44	44	37	21	21	13	11	13	10	7	5	6	9	6	1	1	0	18,975
49	1,210	1,432	1,374	1,438	1,776	1,989	2,087	2,254	2,007	2,088	1,594	688	118	63	69	45	34	25	18	14	14	12	13	11	10	2	7	11	4	3	0	20,410
50	1,098	1,327	1,453	1,231	1,624	1,790	1,958	2,344	2,150	1,933	1,891	1,652	809	126	53	56	45	30	21	6	17	18	12	8	10	8	10	13	7	4	1	21,705
51	1,153	1,322	1,448	1,427	1,607	1,677	1,967	2,260	2,315	2,163	1,966	1,951	1,755	827	100	52	35	35	24	25	19	16	12	12	11	6	12	8	7	6	3	24,221
52	1,056	1,186	1,259	1,319	1,540	1,504	1,729	2,053	2,096	2,313	2,031	1,843	1,634	1,726	753	121	51	29	28	17	21	24	20	22	10	15	9	17	13	6	18	24,463
53	947	1,031	1,205	1,110	1,346	1,444	1,425	1,753	1,801	1,942	2,070	2,045	1,566	1,752	1,628	849	99	31	29	21	21	28	18	9	13	13	13	12	11	9	22	24,263
54	827	923	1,171	865	1,180	1,276	1,399	1,492	1,494	1,734	1,849	2,178	1,664	1,652	1,744	1,833	929	116	34	24	28	22	12	18	7	12	19	10	12	8	38	24,570
55	738	774	1,050	957	1,036	1,133	1,283	1,423	1,423	1,511	1,764	2,152	1,726	1,773	1,708	1,856	1,868	899	99	30	27	30	18	12	11	15	14	14	16	9	42	25,411
56	692	713	957	836	981	1,065	1,236	1,465	1,393	1,351	1,679	1,936	1,715	1,923	1,911	1,946	1,901	2,091	878	76	44	38	16	23	15	25	18	18	11	10	65	27,028
57	767	706	910	765	883	984	1,133	1,245	1,382	1,435	1,484	1,716	1,780	1,891	2,046	2,161	1,875	2,091	1,832	577	102	51	28	44	35	28	22	14	26	17	80	28,110
58	886	766	1,015	775	764	923	1,120	1,223	1,303	1,445	1,567	1,800	1,613	1,736	1,971	2,288	2,004	2,082	2,125	1,676	650	148	40	66	71	52	25	23	22	13	100	30,292
59	1,700	952	1,046	661	749	803	929	1,189	1,256	1,232	1,445	1,555	1,393	1,618	1,829	2,084	2,140	2,147	1,973	1,810	1,447	913	153	100	105	80	62	31	16	15	120	31,543
60	10,522	1,821	1,217	687	635	681	801	992	1,122	1,074	1,291	1,483	1,400	1,428	1,530	1,857	1,984	2,184	2,035	1,653	1,368	1,751	952	228	177	108	117	147	29	25	140	41,439
61	2,086	11,912	2,047	848	650	670	646	841	989	1,123	1,161	1,284	1,296	1,407	1,415	1,712	1,710	1,885	1,907	1,734	1,284	1,696	1,588	967	320	118	141	376	56	25	167	44,061
62	743	1,868	12,276	1,502	730	646	618	756	840	973	1,140	1,085	1,144	1,292	1,398	1,361	1,463	1,629	1,692	1,651	1,252	1,472	1,453	1,666	1,083	319	217	532	99	29	200	43,129
63	543	485	2,331	11,270	1,272	700	577	690	749	760	941	1,088	994	1,149	1,272	1,304	1,258	1,457	1,400	1,534	1,105	1,517	1,272	1,606	1,795	1,080	364	634	184	34	228	41,593
64	431	348	933	1,862	10,742	1,143	650	657	694	665	768	900	984	1,008	1,030	1,188	1,235	1,219	1,172	1,231	1,086	1,444	1,260	1,308	1,618	1,613	1,006	785	241	32	254	39,507
65	374	294	700	601	1,767	11,057	932	664	671	673	717	795	782	916	926	1,030	1,077	1,144	1,051	1,020	930	1,193	1,313	1,397	1,459	1,534	1,522	1,344	492	41	252	38,668
66	404	268	522	419	616	1,970	10,891	948	699	623	668	663	666	787	806	868	1,024	1,040	942	954	763	1,031	988	1,299	1,435	1,343	1,386	1,721	1,102	135	262	37,243
67	383	275	476	347	454	611	1,639	10,619	888	571	567	568	565	607	749	835	858	840	868	902	707	892	963	1,091	1,389	1,448	1,294	1,626	1,752	813	428	36,025
68	341	226	423	298	343	442	563	10,237	759	556	530	541	519	632	734	813	808	742	852	715	838	779	983	1,202	1,382	1,378	1,450	1,641	1,279	987	34,596	
69	324	251	418	318	313	389	421	585	1,854	11,017	704	508	471	445	546	618	717	751	742	755	711	758	698	810	1,018	1,190	1,361	1,463	1,540	1,399	2,028	35,123
70	337	219	333	299	313	404	453	477	638	2,013	11,607	628	423	421	490	515	581	639	701	668	639	726	658	725	828	1,067	1,221	1,499	1,685	1,331	2,837	35,368
71	313	172	289	242	264	330	351	457	499	679	1,831	12,066	476	420	401	446	449	543	525	632	549	651	577	634	715	857	906	1,319	1,558	1,451	3,588	34,190
72	269	175	269	287	261	312	380	398	402	503	672	2,044	12,673	383	355	375	406	445	459	528	565	574	558	595	688	740	753	1,036	1,283	1,482	4,720	34,590
73	278	235	285	234	280	351	429	433	440	505	598	778	2,254	14,088	387	368	373	393	420	523	504	612	539	617	681	663	647	970	1,169	1,363	6,331	37,748
74	250	215	273	241	249	316	365	419	476	480	549	613	789	2,507	14,191	316	356	401	364	436	460	536	550	516	660	697	683	833	1,125	1,280	7,503	38,649
75	187	221	216	237	276	332	353	394	492	511	519	652	855	2,415	15,898	343	374	338	368	401	442	527	535	567	690	728	848	1,037	1,160	9,018	41,486	
76	128	109	256	185	179	237	258	279	285	329	356	373	425	478	534	2,209	11,306	259	246	245	248	283	309	389	424	467	487	619	797	882	6,933	