CBI Supervisor : Tina Piquet

Signature :

Signoff Notes:

Senior Technician : Daphne Degering

Signature :

Summary Report
1405 Sturgeon Street Unit G5

Unit Summary :

Completion Date:	6/27/2014 3:12 PM
Instrument:	193-6
Serial #:	309099
Layout:	Garage
Background Reading:	3.2 uR/hr
Dimensions (m):	D 8.1 W 3.3
Unit Furnished:	Yes
Tenant Present:	No
Unit Notes:	

Summary Statistics :

Total # of Readings:	36	
Average:	3.31	uR/hr
Standard Deviation:	0.18	uR/hr
Minimum:	3.20	uR/hr
Maximum:	3.60	uR/hr
Median:	3.20	uR/hr
# Anomalies:	0	

Grid Legend:

- No anomalous measurements
- Inaccessible (no measurement collected)
- Anomaly (elevated measurement)

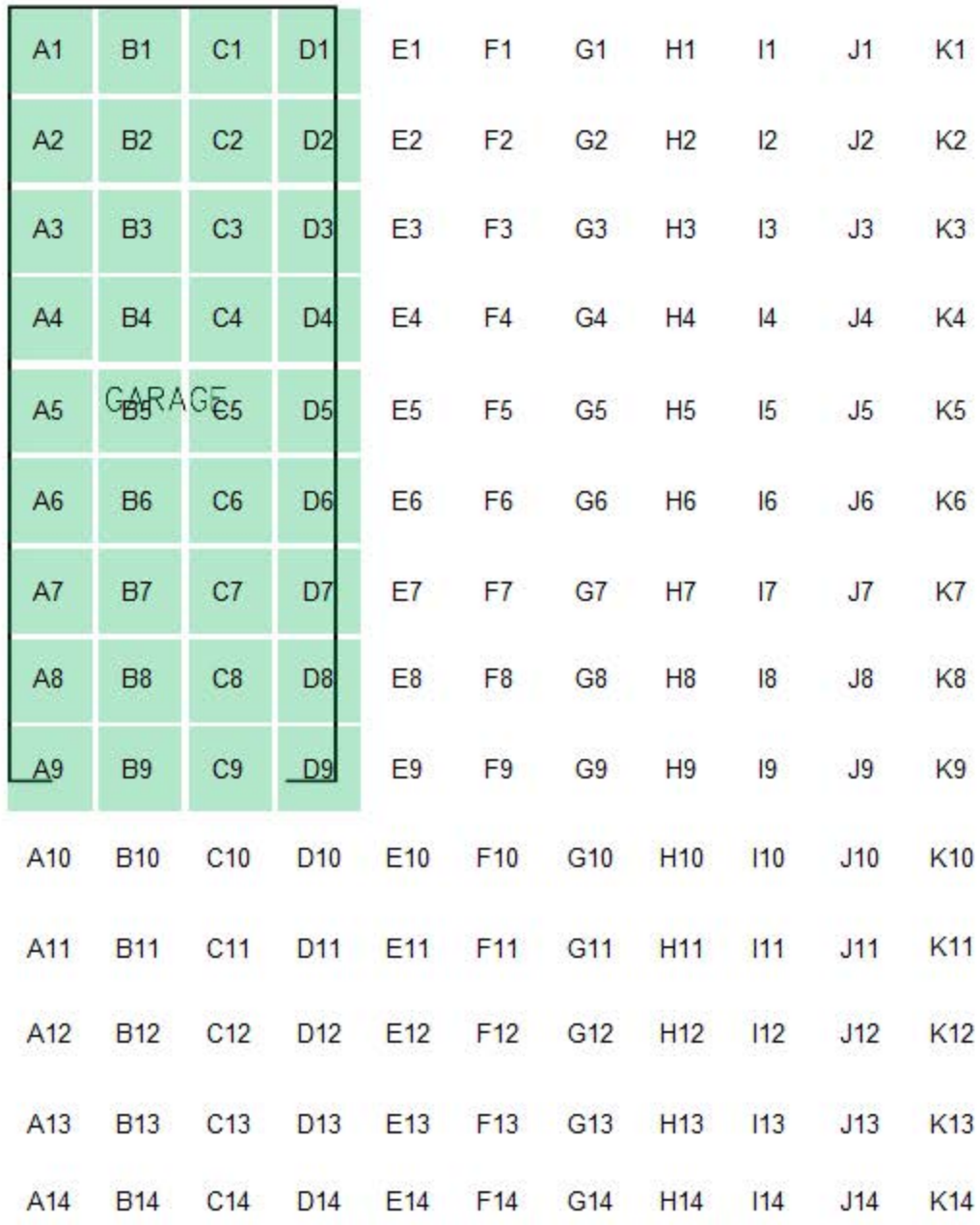

Survey Information:

Grid	Primary Reading	Unit	Desc.	Cell Note	2nd Reading	Unit	Desc.	Cell Note	3rd Reading	Unit	Desc.	Cell Note	Anomaly	General Notes
A1	3.2	uR/hr	Garage			uR/hr				uR/hr			No	
A2	3.6	uR/hr	Garage			uR/hr				uR/hr			No	
A3	3.2	uR/hr	Garage			uR/hr				uR/hr			No	
A4	3.6	uR/hr	Garage			uR/hr				uR/hr			No	
A5	3.6	uR/hr	Garage			uR/hr				uR/hr			No	
A6	3.2	uR/hr	Garage			uR/hr				uR/hr			No	
A7	3.2	uR/hr	Garage			uR/hr				uR/hr			No	
A8	3.2	uR/hr	Garage			uR/hr				uR/hr			No	
A9	3.2	uR/hr	Garage	Percentage of grid falls outside of unit.		uR/hr				uR/hr			No	10% accessible
B1	3.2	uR/hr	Garage			uR/hr				uR/hr			No	
B2	3.2	uR/hr	Garage			uR/hr				uR/hr			No	
B3	3.2	uR/hr	Garage			uR/hr				uR/hr			No	
B4	3.6	uR/hr	Garage			uR/hr				uR/hr			No	
B5	3.6	uR/hr	Garage			uR/hr				uR/hr			No	
B6	3.6	uR/hr	Garage			uR/hr				uR/hr			No	
B7	3.6	uR/hr	Garage			uR/hr				uR/hr			No	
B8	3.2	uR/hr	Garage			uR/hr				uR/hr			No	
B9	3.2	uR/hr	Garage	Percentage of grid falls outside of unit.		uR/hr				uR/hr			No	10% accessible
C1	3.2	uR/hr	Garage			uR/hr				uR/hr			No	
C2	3.6	uR/hr	Garage			uR/hr				uR/hr			No	
C3	3.6	uR/hr	Garage			uR/hr				uR/hr			No	
C4	3.2	uR/hr	Garage			uR/hr				uR/hr			No	
C5	3.6	uR/hr	Garage			uR/hr				uR/hr			No	
C6	3.2	uR/hr	Garage			uR/hr				uR/hr			No	
C7	3.2	uR/hr	Garage			uR/hr				uR/hr			No	

Grid	Primary Reading	Unit	Desc.	Cell Note	2nd Reading	Unit	Desc.	Cell Note	3rd Reading	Unit	Desc.	Cell Note	Anomaly	General Notes
C8	3.2	uR/hr	Garage			uR/hr				uR/hr			No	
C9	3.2	uR/hr	Garage	Percentage of grid falls outside of unit.		uR/hr				uR/hr			No	10% accessible
D1	3.2	uR/hr	Garage	Percentage of grid falls outside of unit.		uR/hr				uR/hr			No	20% accessible
D2	3.2	uR/hr	Garage	Percentage of grid falls outside of unit.		uR/hr				uR/hr			No	20% accessible
D3	3.2	uR/hr	Garage	Percentage of grid falls outside of unit.		uR/hr				uR/hr			No	20% accessible
D4	3.2	uR/hr	Garage	Percentage of grid falls outside of unit.		uR/hr				uR/hr			No	20% accessible
D5	3.2	uR/hr	Garage	Percentage of grid falls outside of unit.		uR/hr				uR/hr			No	20% accessible
D6	3.2	uR/hr	Garage	Percentage of grid falls outside of unit.		uR/hr				uR/hr			No	20% accessible
D7	3.2	uR/hr	Garage	Percentage of grid falls outside of unit.		uR/hr				uR/hr			No	20% accessible
D8	3.2	uR/hr	Garage	Percentage of grid falls outside of unit.		uR/hr				uR/hr			No	20% accessible
D9	3.2	uR/hr	Garage	Percentage of grid falls outside of unit.		uR/hr				uR/hr			No	5% accessible

CBI Supervisor : Natalie Rothell

Signature :

Senior Technician : Ricky Luguna

Signature :

Signoff Notes:

Summary Report
1405 Sturgeon Street Unit G6

Unit Summary :

Completion Date:	6/26/2014 12:07 PM
Instrument:	193-6
Serial #:	309119
Layout:	Garage
Background Reading:	3.6 uR/hr
Dimensions (m):	D 8.08 W 3.32
Unit Furnished:	Yes
Tenant Present:	Yes
Unit Notes:	

Summary Statistics :

Total # of Readings:	36	
Average:	3.44	uR/hr
Standard Deviation:	0.22	uR/hr
Minimum:	3.20	uR/hr
Maximum:	4.00	uR/hr
Median:	3.60	uR/hr
# Anomalies:	0	

Grid Legend:

- No anomalous measurements
- Inaccessible (no measurement collected)
- Anomaly (elevated measurement)

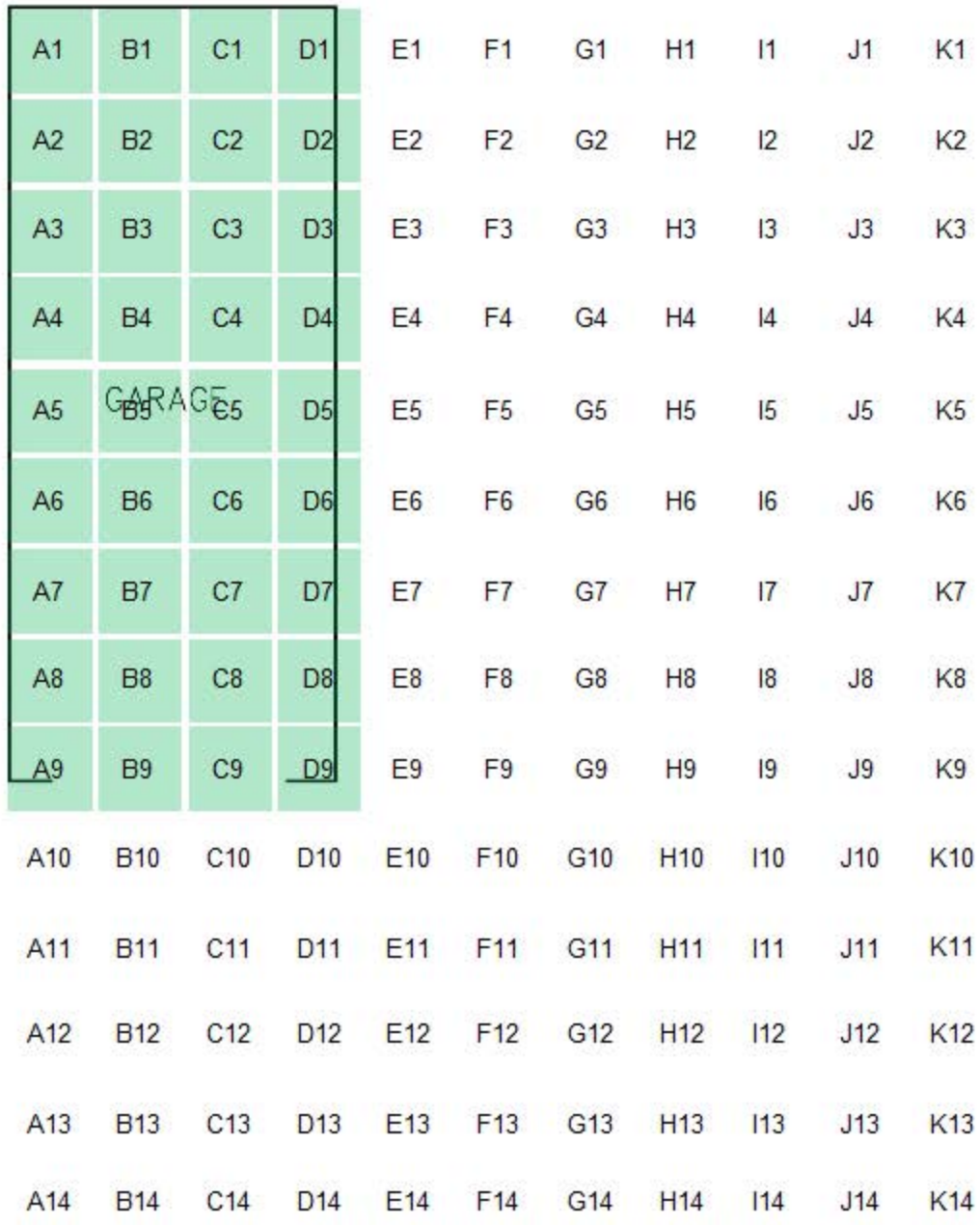

Survey Information:

Grid	Primary Reading	Unit	Desc.	Cell Note	2nd Reading	Unit	Desc.	Cell Note	3rd Reading	Unit	Desc.	Cell Note	Anomaly	General Notes
A1	3.2	uR/hr	Garage			uR/hr				uR/hr			No	
A2	3.2	uR/hr	Garage			uR/hr				uR/hr			No	
A3	3.6	uR/hr	Garage			uR/hr				uR/hr			No	
A4	3.6	uR/hr	Garage			uR/hr				uR/hr			No	
A5	3.6	uR/hr	Garage			uR/hr				uR/hr			No	
A6	3.6	uR/hr	Garage			uR/hr				uR/hr			No	
A7	4.0	uR/hr	Garage			uR/hr				uR/hr			No	
A8	3.6	uR/hr	Garage			uR/hr				uR/hr			No	
A9	3.6	uR/hr	Garage	Percentage of grid falls outside of unit.		uR/hr				uR/hr			No	5% accessible
B1	3.2	uR/hr	Garage			uR/hr				uR/hr			No	
B2	3.2	uR/hr	Garage			uR/hr				uR/hr			No	
B3	3.6	uR/hr	Garage			uR/hr				uR/hr			No	
B4	3.6	uR/hr	Garage			uR/hr				uR/hr			No	
B5	3.6	uR/hr	Garage			uR/hr				uR/hr			No	
B6	3.6	uR/hr	Garage			uR/hr				uR/hr			No	
B7	3.2	uR/hr	Garage			uR/hr				uR/hr			No	
B8	3.2	uR/hr	Garage			uR/hr				uR/hr			No	
B9	3.6	uR/hr	Garage	Percentage of grid falls outside of unit.		uR/hr				uR/hr			No	10% accessible
C1	3.2	uR/hr	Garage			uR/hr				uR/hr			No	
C2	3.2	uR/hr	Garage			uR/hr				uR/hr			No	
C3	3.2	uR/hr	Garage			uR/hr				uR/hr			No	
C4	3.2	uR/hr	Garage			uR/hr				uR/hr			No	
C5	3.6	uR/hr	Garage			uR/hr				uR/hr			No	
C6	3.2	uR/hr	Garage			uR/hr				uR/hr			No	
C7	3.6	uR/hr	Garage			uR/hr				uR/hr			No	

Grid	Primary Reading	Unit	Desc.	Cell Note	2nd Reading	Unit	Desc.	Cell Note	3rd Reading	Unit	Desc.	Cell Note	Anomaly	General Notes
C8	3.6	uR/hr	Garage			uR/hr				uR/hr			No	
C9	3.6	uR/hr	Garage	Percentage of grid falls outside of unit.		uR/hr				uR/hr			No	10% accessible
D1	3.2	uR/hr	Garage	Percentage of grid falls outside of unit.		uR/hr				uR/hr			No	20% accessible
D2	3.2	uR/hr	Garage	Percentage of grid falls outside of unit.		uR/hr				uR/hr			No	20% accessible
D3	3.2	uR/hr	Garage	Percentage of grid falls outside of unit.		uR/hr				uR/hr			No	20% accessible
D4	3.6	uR/hr	Garage	Percentage of grid falls outside of unit.		uR/hr				uR/hr			No	20% accessible
D5	3.6	uR/hr	Garage	Percentage of grid falls outside of unit.		uR/hr				uR/hr			No	20% accessible
D6	3.6	uR/hr	Garage	Percentage of grid falls outside of unit.		uR/hr				uR/hr			No	20% accessible
D7	3.2	uR/hr	Garage	Percentage of grid falls outside of unit.		uR/hr				uR/hr			No	20% accessible
D8	3.6	uR/hr	Garage	Percentage of grid falls outside of unit.		uR/hr				uR/hr			No	20% accessible
D9	3.6	uR/hr	Garage	Percentage of grid falls outside of unit.		uR/hr				uR/hr			No	5% accessible

CBI Supervisor : Steve Phelps

Signature :

Senior Technician : Efraim Ramirez

Signature :

Signoff Notes:

Summary Report
1406 Sturgeon Street Unit A

Unit Summary :

Completion Date:	6/26/2014 12:51 PM
Instrument:	193-6
Serial #:	309127
Layout:	Floor Plan 8
Background Reading:	4.0 uR/hr
Dimensions (m):	D 10.08 W 12.42
Unit Furnished:	Yes
Tenant Present:	Yes
Unit Notes:	

K1-4, J5-6, H7-13, A5 grids are outside interior floor plan

Summary Statistics :

Total # of Readings:	104	
Average:	3.90	uR/hr
Standard Deviation:	0.22	uR/hr
Minimum:	3.20	uR/hr
Maximum:	4.40	uR/hr
Median:	4.00	uR/hr
# Anomalies:	0	

Grid Legend:

- No anomalous measurements
- Inaccessible (no measurement collected)
- Anomaly (elevated measurement)

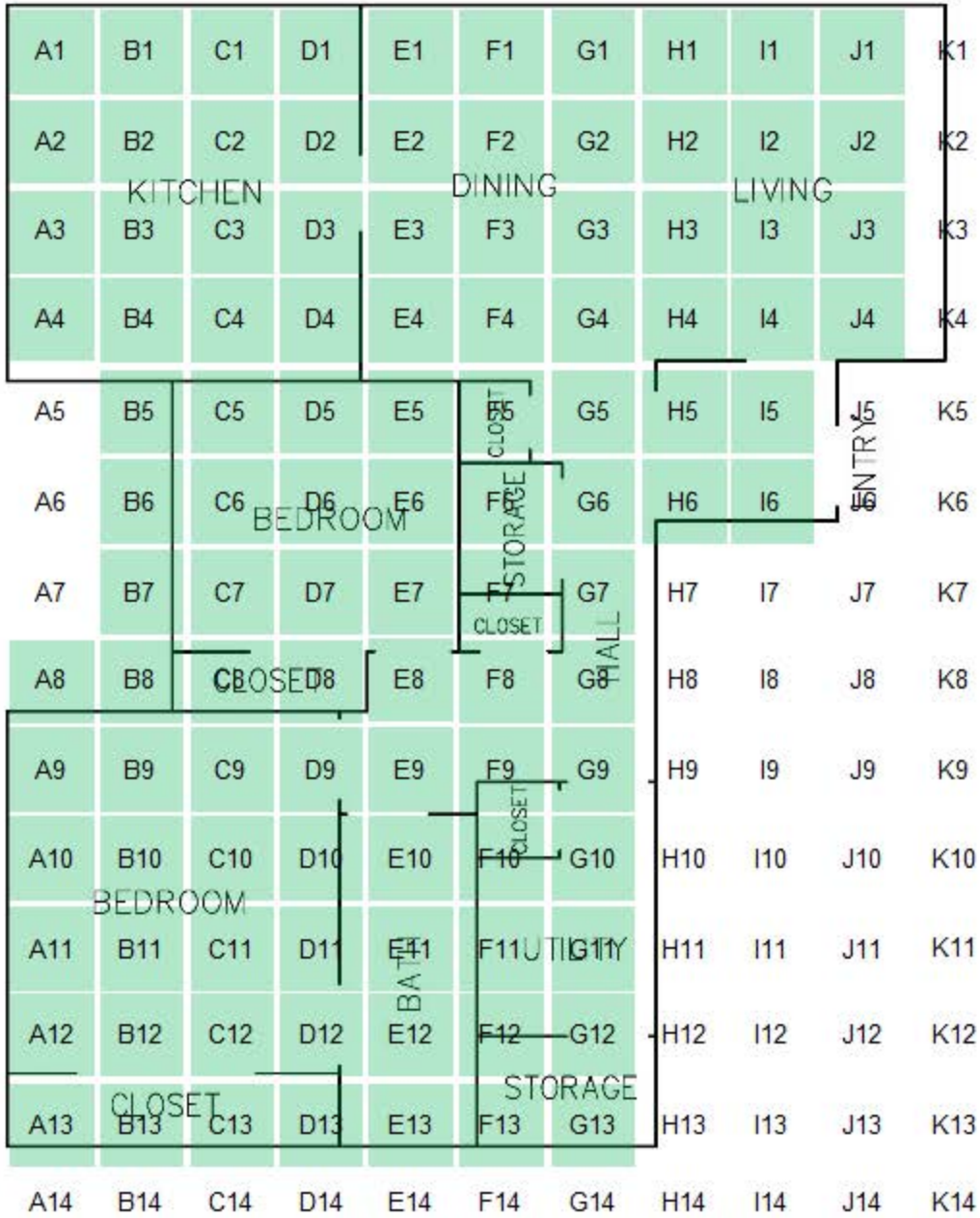

Survey Information:

Grid	Primary Reading	Unit	Desc.	Cell Note	2nd Reading	Unit	Desc.	Cell Note	3rd Reading	Unit	Desc.	Cell Note	Anomaly	General Notes
A1	4.0	uR/hr	Kitchen	Survey performed within accessible base cabinet.		uR/hr				uR/hr			No	
A2	4.0	uR/hr	Kitchen	Installed Dishwasher.		uR/hr				uR/hr			No	75% accessible. Installed base cabinets.
A3	4.0	uR/hr	Kitchen	Installed base cabinets.		uR/hr				uR/hr			No	70% accessible
A4	4.0	uR/hr	Kitchen	Percentage of grid falls outside of unit.		uR/hr				uR/hr			No	80% accessible
A8	4.0	uR/hr	Bedroom	Percentage of grid falls outside of unit.		uR/hr				uR/hr			No	20% accessible
A9	4.0	uR/hr	Bedroom			uR/hr				uR/hr			No	
A10	4.0	uR/hr	Bedroom			uR/hr				uR/hr			No	
A11	4.4	uR/hr	Bedroom			uR/hr				uR/hr			No	
A12	4.0	uR/hr	Bedroom		4.4	uR/hr	Closet			uR/hr			No	
A13	4.4	uR/hr	Closet	Percentage of grid falls outside of unit.		uR/hr				uR/hr			No	40% accessible
B1	4.0	uR/hr	Kitchen	Installed Stove.		uR/hr				uR/hr			No	30% accessible. Installed base cabinets.
B2	4.0	uR/hr	Kitchen			uR/hr				uR/hr			No	
B3	4.0	uR/hr	Kitchen			uR/hr				uR/hr			No	
B4	4.0	uR/hr	Kitchen	Percentage of grid falls outside of unit.		uR/hr				uR/hr			No	80% accessible
B5	4.0	uR/hr	Bedroom	Percentage of grid falls outside of unit.		uR/hr				uR/hr			No	40% accessible

Grid	Primary Reading	Unit	Desc.	Cell Note	2nd Reading	Unit	Desc.	Cell Note	3rd Reading	Unit	Desc.	Cell Note	Anomaly	General Notes
B6	4.0	uR/hr	Bedroom	Percentage of grid falls outside of unit.		uR/hr				uR/hr			No	40% accessible
B7	4.0	uR/hr	Bedroom	Percentage of grid falls outside of unit.		uR/hr				uR/hr			No	40% accessible
B8	4.0	uR/hr	Bedroom	Percentage of grid falls outside of unit.	3.6	uR/hr	Closet	Percentage of grid falls outside of unit.		uR/hr			No	40% accessible
B9	4.0	uR/hr	Bedroom			uR/hr				uR/hr			No	
B10	4.0	uR/hr	Bedroom			uR/hr				uR/hr			No	
B11	4.0	uR/hr	Bedroom			uR/hr				uR/hr			No	
B12	4.0	uR/hr	Bedroom		4.4	uR/hr	Closet			uR/hr			No	
B13	4.4	uR/hr	Closet	Percentage of grid falls outside of unit.		uR/hr				uR/hr			No	40% accessible
C1	4.0	uR/hr	Kitchen	Survey performed within accessible base cabinet.		uR/hr				uR/hr			No	
C2	4.0	uR/hr	Kitchen			uR/hr				uR/hr			No	
C3	4.0	uR/hr	Kitchen			uR/hr				uR/hr			No	
C4	4.0	uR/hr	Kitchen	Grid partially contained within wall construction.		uR/hr				uR/hr			No	80% accessible
C5	4.0	uR/hr	Bedroom			uR/hr				uR/hr			No	
C6	3.6	uR/hr	Bedroom			uR/hr				uR/hr			No	
C7	4.0	uR/hr	Bedroom			uR/hr				uR/hr			No	
C8	4.0	uR/hr	Bedroom		3.6	uR/hr	Closet			uR/hr			No	
C9	3.6	uR/hr	Bedroom			uR/hr				uR/hr			No	
C10	4.0	uR/hr	Bedroom			uR/hr				uR/hr			No	
C11	4.0	uR/hr	Bedroom			uR/hr				uR/hr			No	
C12	4.0	uR/hr	Bedroom		4.4	uR/hr	Closet			uR/hr			No	

Grid	Primary Reading	Unit	Desc.	Cell Note	2nd Reading	Unit	Desc.	Cell Note	3rd Reading	Unit	Desc.	Cell Note	Anomaly	General Notes
C13	4.4	uR/hr	Closet	Percentage of grid falls outside of unit.		uR/hr				uR/hr			No	40% accessible
D1	3.6	uR/hr	Kitchen		3.6	uR/hr	Dining Room			uR/hr			No	
D2	3.6	uR/hr	Kitchen		4.0	uR/hr	Dining Room			uR/hr			No	
D3	4.0	uR/hr	Kitchen		3.6	uR/hr	Dining Room			uR/hr			No	
D4	3.6	uR/hr	Kitchen	Grid partially contained within wall construction.	3.6	uR/hr	Dining Room			uR/hr			No	80% accessible
D5	3.6	uR/hr	Bedroom			uR/hr				uR/hr			No	
D6	3.6	uR/hr	Bedroom			uR/hr				uR/hr			No	
D7	3.6	uR/hr	Bedroom			uR/hr				uR/hr			No	
D8	3.6	uR/hr	Hallway		4.0	uR/hr	Bedroom		3.6	uR/hr	Closet		No	
D9	4.0	uR/hr	Hallway		3.6	uR/hr	Bedroom			uR/hr			No	
D10	4.0	uR/hr	Bedroom		4.0	uR/hr	Bathroom			uR/hr			No	
D11	4.0	uR/hr	Bedroom		4.0	uR/hr	Bathroom			uR/hr			No	
D12	3.6	uR/hr	Bedroom		4.0	uR/hr	Bathroom		4.4	uR/hr	Closet		No	
D13	4.0	uR/hr	Bathroom	Percentage of grid falls outside of unit.	4.4	uR/hr	Closet			uR/hr			No	40% accessible
E1	3.6	uR/hr	Dining Room			uR/hr				uR/hr			No	
E2	3.6	uR/hr	Dining Room			uR/hr				uR/hr			No	
E3	4.0	uR/hr	Dining Room			uR/hr				uR/hr			No	
E4	4.0	uR/hr	Dining Room	Grid partially contained within wall construction.		uR/hr				uR/hr			No	80% accessible
E5	3.6	uR/hr	Bedroom			uR/hr				uR/hr			No	
E6	3.6	uR/hr	Bedroom			uR/hr				uR/hr			No	
E7	3.6	uR/hr	Bedroom			uR/hr				uR/hr			No	
E8	3.6	uR/hr	Hallway			uR/hr				uR/hr			No	
E9	3.6	uR/hr	Hallway			uR/hr				uR/hr			No	

Grid	Primary Reading	Unit	Desc.	Cell Note	2nd Reading	Unit	Desc.	Cell Note	3rd Reading	Unit	Desc.	Cell Note	Anomaly	General Notes
E10	4.0	uR/hr	Bathroom	Survey performed within accessible base cabinet.		uR/hr				uR/hr			No	
E11	4.4	uR/hr	Bathroom			uR/hr				uR/hr			No	
E12	4.0	uR/hr	Bathroom			uR/hr				uR/hr			No	
E13	4.0	uR/hr	Bathroom	Percentage of grid falls outside of unit.		uR/hr				uR/hr			No	40% accessible
F1	4.0	uR/hr	Dining Room			uR/hr				uR/hr			No	
F2	3.6	uR/hr	Dining Room			uR/hr				uR/hr			No	
F3	3.6	uR/hr	Dining Room			uR/hr				uR/hr			No	
F4	4.0	uR/hr	Dining Room		3.6	uR/hr	Closet			uR/hr			No	
F5	3.6	uR/hr	Closet			uR/hr				uR/hr			No	
F6	3.2	uR/hr	Storage	Installed furnace.		uR/hr				uR/hr			No	Reading taken 24" from floor. 25% accessible
F7	3.6	uR/hr	Closet		3.2	uR/hr	Storage	Installed water heater.		uR/hr			No	Reading taken 24" from floor. 75% accessible
F8	4.0	uR/hr	Hallway			uR/hr				uR/hr			No	
F9	4.0	uR/hr	Hallway		4.0	uR/hr	Closet			uR/hr			No	
F10	4.0	uR/hr	Utility	Clothes dryer within grid.	4.0	uR/hr	Closet			uR/hr			No	
F11	4.0	uR/hr	Utility	Washing machine within grid.		uR/hr				uR/hr			No	50% accessible
F12	4.0	uR/hr	Storage			uR/hr				uR/hr			No	
F13	4.0	uR/hr	Storage	Percentage of grid falls outside of unit.		uR/hr				uR/hr			No	40% accessible
G1	3.6	uR/hr	Dining Room			uR/hr				uR/hr			No	
G2	4.0	uR/hr	Dining Room			uR/hr				uR/hr			No	

Grid	Primary Reading	Unit	Desc.	Cell Note	2nd Reading	Unit	Desc.	Cell Note	3rd Reading	Unit	Desc.	Cell Note	Anomaly	General Notes
G3	4.0	uR/hr	Dining Room			uR/hr				uR/hr			No	
G4	3.6	uR/hr	Dining Room		3.6	uR/hr	Hallway			uR/hr			No	
G5	4.0	uR/hr	Hallway			uR/hr				uR/hr			No	
G6	3.6	uR/hr	Hallway			uR/hr				uR/hr			No	
G7	3.6	uR/hr	Hallway		4.0	uR/hr	Utility			uR/hr			No	
G8	3.6	uR/hr	Hallway			uR/hr				uR/hr			No	
G9	3.6	uR/hr	Hallway		3.6	uR/hr	Utility			uR/hr			No	
G10	4.0	uR/hr	Utility			uR/hr				uR/hr			No	
G11	3.6	uR/hr	Utility			uR/hr				uR/hr			No	
G12	4.0	uR/hr	Storage			uR/hr				uR/hr			No	
G13	4.0	uR/hr	Storage	Percentage of grid falls outside of unit.		uR/hr				uR/hr			No	40% accessible
H1	4.0	uR/hr	Living Room			uR/hr				uR/hr			No	
H2	4.0	uR/hr	Living Room			uR/hr				uR/hr			No	
H3	4.0	uR/hr	Living Room			uR/hr				uR/hr			No	
H4	4.0	uR/hr	Living Room		3.6	uR/hr	Hallway			uR/hr			No	
H5	4.0	uR/hr	Hallway			uR/hr				uR/hr			No	
H6	4.0	uR/hr	Hallway	Percentage of grid falls outside of unit.		uR/hr				uR/hr			No	50% accessible
I1	4.0	uR/hr	Living Room			uR/hr				uR/hr			No	
I2	4.0	uR/hr	Living Room			uR/hr				uR/hr			No	
I3	4.0	uR/hr	Living Room			uR/hr				uR/hr			No	
I4	4.0	uR/hr	Living Room		4.0	uR/hr	Hallway			uR/hr			No	
I5	4.0	uR/hr	Hallway			uR/hr				uR/hr			No	
I6	4.0	uR/hr	Hallway	Percentage of grid falls outside of unit.		uR/hr				uR/hr			No	50% accessible
J1	4.0	uR/hr	Living Room			uR/hr				uR/hr			No	
J2	4.0	uR/hr	Living Room			uR/hr				uR/hr			No	

Grid	Primary Reading	Unit	Desc.	Cell Note	2nd Reading	Unit	Desc.	Cell Note	3rd Reading	Unit	Desc.	Cell Note	Anomaly	General Notes
J3	4.0	uR/hr	Living Room			uR/hr				uR/hr			No	
J4	4.0	uR/hr	Living Room	Percentage of grid falls outside of unit.		uR/hr				uR/hr			No	50% accessible

CBI Supervisor : Garrick Anderson

Signature :

Senior Technician : Patricia Lozano

Signature :

Signoff Notes:

Summary Report
1406 Sturgeon Street Unit F

Unit Summary :

Completion Date:	6/26/2014 11:35 AM
Instrument:	193-6
Serial #:	309136
Layout:	Floor Plan 8B
Background Reading:	3.2 uR/hr
Dimensions (m):	D 10.08 W 14.38
Unit Furnished:	No
Tenant Present:	No
Unit Notes:	

Summary Statistics :

Total # of Readings:	114	
Average:	3.41	uR/hr
Standard Deviation:	0.57	uR/hr
Minimum:	2.40	uR/hr
Maximum:	5.60	uR/hr
Median:	3.20	uR/hr
# Anomalies:	0	

Grid Legend:

- No anomalous measurements
- Inaccessible (no measurement collected)
- Anomaly (elevated measurement)

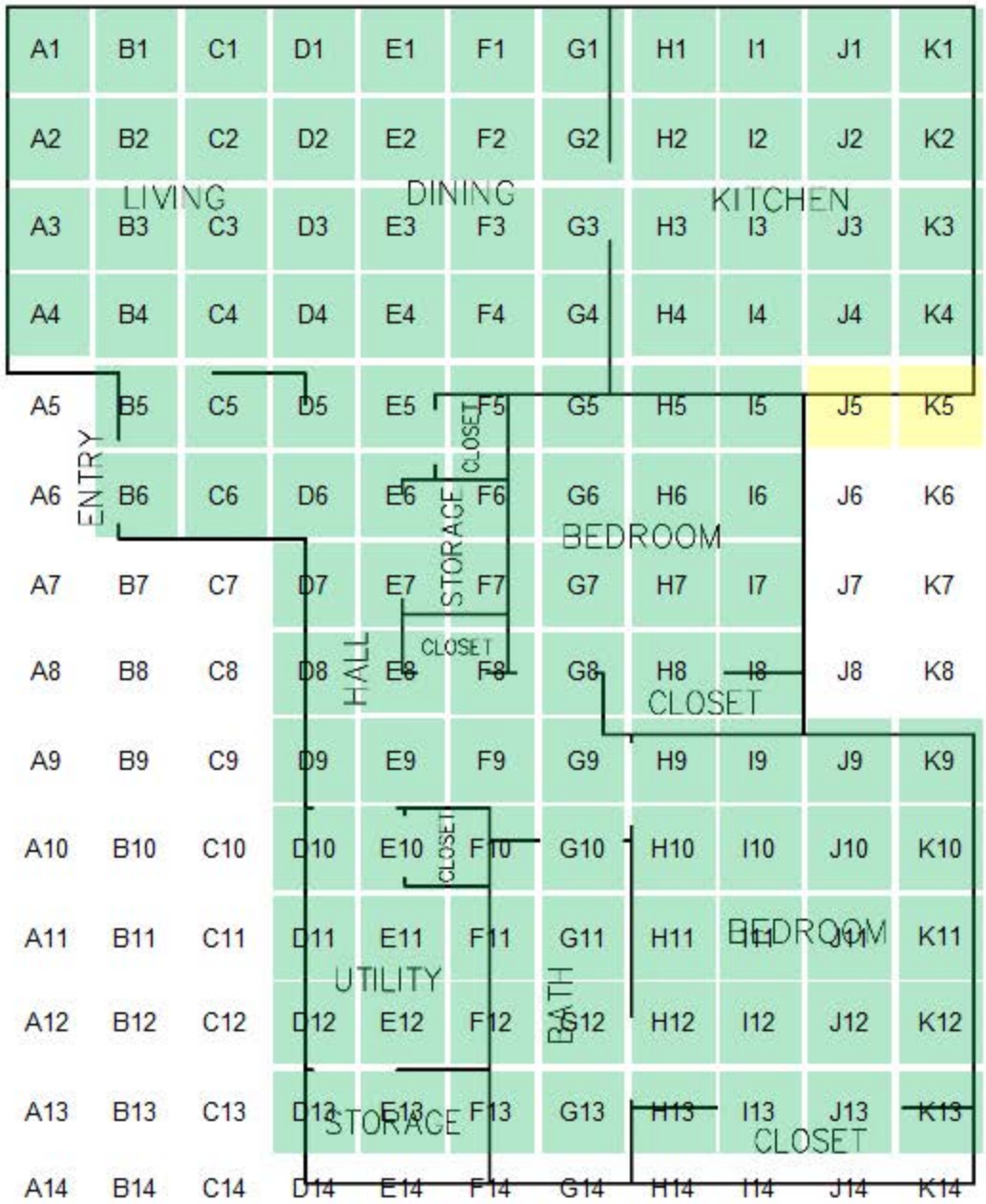

Survey Information:

Grid	Primary Reading	Unit	Desc.	Cell Note	2nd Reading	Unit	Desc.	Cell Note	3rd Reading	Unit	Desc.	Cell Note	Anomaly	General Notes
A1	3.2	uR/hr	Living Room			uR/hr				uR/hr			No	
A2	3.2	uR/hr	Living Room			uR/hr				uR/hr			No	
A3	3.2	uR/hr	Living Room			uR/hr				uR/hr			No	
A4	3.6	uR/hr	Living Room	Grid partially contained within wall construction.		uR/hr				uR/hr			No	60% accessible
B1	3.2	uR/hr	Living Room			uR/hr				uR/hr			No	
B2	3.2	uR/hr	Living Room			uR/hr				uR/hr			No	
B3	3.6	uR/hr	Living Room			uR/hr				uR/hr			No	
B4	3.2	uR/hr	Living Room	Grid partially contained within wall construction.		uR/hr				uR/hr			No	60% accessible
B5	3.2	uR/hr	Hallway	Percentage of grid falls outside of unit.		uR/hr				uR/hr			No	30% accessible
B6	2.8	uR/hr	Hallway	Percentage of grid falls outside of unit.		uR/hr				uR/hr			No	30% accessible
C1	3.2	uR/hr	Living Room			uR/hr				uR/hr			No	
C2	3.2	uR/hr	Living Room			uR/hr				uR/hr			No	
C3	3.2	uR/hr	Living Room			uR/hr				uR/hr			No	
C4	3.2	uR/hr	Living Room	Grid partially contained within wall construction.		uR/hr				uR/hr			No	60% accessible
C5	3.2	uR/hr	Hallway			uR/hr				uR/hr			No	
C6	2.8	uR/hr	Hallway	Percentage of grid falls outside of unit.		uR/hr				uR/hr			No	50% accessible
D1	3.2	uR/hr	Living Room			uR/hr				uR/hr			No	
D2	3.2	uR/hr	Living Room			uR/hr				uR/hr			No	
D3	3.2	uR/hr	Living Room			uR/hr				uR/hr			No	

Grid	Primary Reading	Unit	Desc.	Cell Note	2nd Reading	Unit	Desc.	Cell Note	3rd Reading	Unit	Desc.	Cell Note	Anomaly	General Notes
D4	3.2	uR/hr	Living Room	Grid partially contained within wall construction.		uR/hr				uR/hr			No	80% accessible
D5	3.2	uR/hr	Hallway			uR/hr				uR/hr			No	
D6	3.2	uR/hr	Hallway			uR/hr				uR/hr			No	
D7	2.8	uR/hr	Hallway	Percentage of grid falls outside of unit.		uR/hr				uR/hr			No	60% accessible
D8	2.8	uR/hr	Hallway	Percentage of grid falls outside of unit.		uR/hr				uR/hr			No	60% accessible
D9	3.2	uR/hr	Hallway	Percentage of grid falls outside of unit.	3.2	uR/hr	Utility			uR/hr			No	60% accessible
D10	3.2	uR/hr	Utility	Percentage of grid falls outside of unit.		uR/hr				uR/hr			No	60% accessible; Washer and dryer installed.
D11	3.2	uR/hr	Utility	Percentage of grid falls outside of unit.		uR/hr				uR/hr			No	60% accessible; Washer and dryer installed.
D12	3.6	uR/hr	Utility	Percentage of grid falls outside of unit.		uR/hr				uR/hr			No	60% accessible; Washer and dryer installed.
D13	3.6	uR/hr	Storage	Percentage of grid falls outside of unit.		uR/hr				uR/hr			No	40% accessible
E1	3.2	uR/hr	Dining Room			uR/hr				uR/hr			No	
E2	3.2	uR/hr	Dining Room			uR/hr				uR/hr			No	
E3	3.2	uR/hr	Dining Room			uR/hr				uR/hr			No	
E4	3.2	uR/hr	Dining Room			uR/hr				uR/hr			No	
E5	2.8	uR/hr	Hallway		2.8	uR/hr	Closet			uR/hr			No	

Grid	Primary Reading	Unit	Desc.	Cell Note	2nd Reading	Unit	Desc.	Cell Note	3rd Reading	Unit	Desc.	Cell Note	Anomaly	General Notes
E6	2.4	uR/hr	Mech Room	Installed furnace.	2.4	uR/hr	Mech Room	Installed water heater.	2.8	uR/hr	Hallway		No	Survey taken at 22 inches from floor in Mech room. 50% accessible.
E7	2.8	uR/hr	Mech Room	Installed water heater.	2.8	uR/hr	Closet		2.8	uR/hr	Mech Room	Installed furnace.	No	Optional 4th Static Reading: 2.8 uR/hr in Hallway. Survey taken at 22 inches from floor in Mech room. 50% accessible.
E8	2.8	uR/hr	Hallway		2.8	uR/hr	Closet			uR/hr			No	
E9	3.2	uR/hr	Hallway		3.2	uR/hr	Utility		3.2	uR/hr	Closet		No	
E10	3.2	uR/hr	Utility	Grid partially contained within wall construction.	3.2	uR/hr	Closet			uR/hr			No	70% accessible; Washer and dryer installed.
E11	3.2	uR/hr	Utility	Washing machine within grid.		uR/hr				uR/hr			No	40% accessible; Washer and dryer installed.
E12	3.6	uR/hr	Utility			uR/hr				uR/hr			No	
E13	4.0	uR/hr	Storage	Percentage of grid falls outside of unit.		uR/hr				uR/hr			No	50% accessible
F1	3.2	uR/hr	Dining Room			uR/hr				uR/hr			No	
F2	3.2	uR/hr	Dining Room			uR/hr				uR/hr			No	
F3	3.2	uR/hr	Dining Room			uR/hr				uR/hr			No	
F4	3.2	uR/hr	Dining Room			uR/hr				uR/hr			No	
F5	2.8	uR/hr	Bedroom	Grid partially contained within wall construction.		uR/hr				uR/hr			No	40% accessible
F6	2.8	uR/hr	Bedroom	Grid partially contained within wall construction.		uR/hr				uR/hr			No	40% accessible

Grid	Primary Reading	Unit	Desc.	Cell Note	2nd Reading	Unit	Desc.	Cell Note	3rd Reading	Unit	Desc.	Cell Note	Anomaly	General Notes
F7	2.8	uR/hr	Bedroom	Grid partially contained within wall construction.	2.8	uR/hr	Closet			uR/hr			No	40% accessible in bedroom.
F8	2.8	uR/hr	Hallway		3.2	uR/hr	Bedroom		2.8	uR/hr	Closet		No	
F9	3.2	uR/hr	Hallway		3.2	uR/hr	Closet			uR/hr			No	
F10	3.6	uR/hr	Bathroom		3.2	uR/hr	Closet			uR/hr			No	
F11	5.6	uR/hr	Bathroom	Elevated measurements due to NORM in toilet bowl a		uR/hr				uR/hr			No	K-40 NORM
F12	5.2	uR/hr	Bathroom	Elevated measurements due to NORM in toilet bowl a		uR/hr				uR/hr			No	
F13	5.6	uR/hr	Bathroom	Elevated measurements due to NORM in toilet bowl a		uR/hr				uR/hr			No	K-40 NORM; 30% accessible due to grid falling outside of unit.
G1	2.8	uR/hr	Dining Room		2.8	uR/hr	Kitchen			uR/hr			No	
G2	3.2	uR/hr	Dining Room		3.2	uR/hr	Kitchen			uR/hr			No	
G3	2.8	uR/hr	Dining Room		3.2	uR/hr	Kitchen			uR/hr			No	
G4	2.8	uR/hr	Dining Room		3.2	uR/hr	Kitchen			uR/hr			No	
G5	3.2	uR/hr	Bedroom	Grid partially contained within wall construction.		uR/hr				uR/hr			No	70% accessible
G6	2.8	uR/hr	Bedroom			uR/hr				uR/hr			No	
G7	3.2	uR/hr	Bedroom			uR/hr				uR/hr			No	
G8	3.2	uR/hr	Hallway		2.8	uR/hr	Closet		2.8	uR/hr	Bedroom		No	
G9	3.2	uR/hr	Hallway			uR/hr				uR/hr			No	
G10	3.6	uR/hr	Bathroom			uR/hr				uR/hr			No	
G11	4.0	uR/hr	Bathroom			uR/hr				uR/hr			No	
G12	5.2	uR/hr	Bathroom			uR/hr				uR/hr			No	

Grid	Primary Reading	Unit	Desc.	Cell Note	2nd Reading	Unit	Desc.	Cell Note	3rd Reading	Unit	Desc.	Cell Note	Anomaly	General Notes
G13	5.2	uR/hr	Bathroom	Percentage of grid falls outside of unit.		uR/hr				uR/hr			No	50% accessible.
H1	3.2	uR/hr	Kitchen	Survey performed within accessible base cabinet.		uR/hr				uR/hr			No	
H2	3.2	uR/hr	Kitchen			uR/hr				uR/hr			No	
H3	3.2	uR/hr	Kitchen			uR/hr				uR/hr			No	
H4	3.2	uR/hr	Kitchen	Percentage of grid falls outside of unit.		uR/hr				uR/hr			No	80% accessible
H5	3.2	uR/hr	Bedroom	Grid partially contained within wall construction.		uR/hr				uR/hr			No	70% accessible
H6	3.2	uR/hr	Bedroom			uR/hr				uR/hr			No	
H7	3.2	uR/hr	Bedroom			uR/hr				uR/hr			No	
H8	3.2	uR/hr	Closet			uR/hr				uR/hr			No	
H9	3.2	uR/hr	Hallway		3.2	uR/hr	Bedroom			uR/hr			No	
H10	3.6	uR/hr	Bedroom			uR/hr				uR/hr			No	
H11	4.0	uR/hr	Bathroom		3.6	uR/hr	Bedroom			uR/hr			No	
H12	4.8	uR/hr	Bathroom		4.4	uR/hr	Bedroom			uR/hr			No	
H13	5.2	uR/hr	Bathroom	Percentage of grid falls outside of unit.	4.4	uR/hr	Bedroom			uR/hr			No	50% accessible.
I1	3.2	uR/hr	Kitchen	Installed Stove.		uR/hr				uR/hr			No	15% accessible
I2	3.2	uR/hr	Kitchen			uR/hr				uR/hr			No	
I3	3.2	uR/hr	Kitchen			uR/hr				uR/hr			No	
I4	3.2	uR/hr	Kitchen	Percentage of grid falls outside of unit.		uR/hr				uR/hr			No	80% accessible
I5	3.6	uR/hr	Bedroom	Percentage of grid falls outside of unit.		uR/hr				uR/hr			No	30% accessible

Grid	Primary Reading	Unit	Desc.	Cell Note	2nd Reading	Unit	Desc.	Cell Note	3rd Reading	Unit	Desc.	Cell Note	Anomaly	General Notes
I6	3.2	uR/hr	Bedroom	Percentage of grid falls outside of unit.		uR/hr				uR/hr			No	40% accessible
I7	3.6	uR/hr	Bedroom	Percentage of grid falls outside of unit.		uR/hr				uR/hr			No	40% accessible
I8	3.2	uR/hr	Closet	Percentage of grid falls outside of unit.		uR/hr				uR/hr			No	40% accessible
I9	3.6	uR/hr	Bedroom			uR/hr				uR/hr			No	
I10	4.0	uR/hr	Bedroom			uR/hr				uR/hr			No	
I11	3.6	uR/hr	Bedroom			uR/hr				uR/hr			No	
I12	3.6	uR/hr	Bedroom			uR/hr				uR/hr			No	
I13	3.2	uR/hr	Closet	Percentage of grid falls outside of unit.		uR/hr				uR/hr			No	35% accessible
J1	3.6	uR/hr	Kitchen	Survey performed within accessible base cabinet.		uR/hr				uR/hr			No	
J2	3.6	uR/hr	Kitchen			uR/hr				uR/hr			No	
J3	3.6	uR/hr	Kitchen	Installed Dishwasher.		uR/hr				uR/hr			No	60% accessible
J4	3.6	uR/hr	Kitchen	Percentage of grid falls outside of unit.		uR/hr				uR/hr			No	80% accessible
J5		uR/hr	Kitchen	Grids are outside unit interior boundary.		uR/hr				uR/hr			No	Exterior Grid-Kitchen is 3.8m wide
J9	3.6	uR/hr	Bedroom			uR/hr				uR/hr			No	
J10	3.6	uR/hr	Bedroom			uR/hr				uR/hr			No	
J11	3.6	uR/hr	Bedroom			uR/hr				uR/hr			No	
J12	3.6	uR/hr	Bedroom			uR/hr				uR/hr			No	
J13	3.6	uR/hr	Closet	Percentage of grid falls outside of unit.		uR/hr				uR/hr			No	35% accessible

Grid	Primary Reading	Unit	Desc.	Cell Note	2nd Reading	Unit	Desc.	Cell Note	3rd Reading	Unit	Desc.	Cell Note	Anomaly	General Notes
K1	3.6	uR/hr	Kitchen	Percentage of grid falls outside of unit.		uR/hr				uR/hr			No	5% accessible
K2	3.6	uR/hr	Kitchen	Percentage of grid falls outside of unit.		uR/hr				uR/hr			No	30% accessible
K3	3.6	uR/hr	Kitchen	Percentage of grid falls outside of unit.		uR/hr				uR/hr			No	30% accessible
K4	3.6	uR/hr	Kitchen	Percentage of grid falls outside of unit.		uR/hr				uR/hr			No	30% accessible
K5		uR/hr	Kitchen	Grids are outside unit interior boundary.		uR/hr				uR/hr			No	Exterior Grid-Kitchen is 3.8m wide
K9	3.6	uR/hr	Bedroom	Percentage of grid falls outside of unit.		uR/hr				uR/hr			No	30% accessible
K10	3.6	uR/hr	Bedroom	Percentage of grid falls outside of unit.		uR/hr				uR/hr			No	30% accessible
K11	3.6	uR/hr	Bedroom	Percentage of grid falls outside of unit.		uR/hr				uR/hr			No	30% accessible
K12	3.6	uR/hr	Bedroom	Percentage of grid falls outside of unit.		uR/hr				uR/hr			No	30% accessible
K13	3.6	uR/hr	Closet	Percentage of grid falls outside of unit.		uR/hr				uR/hr			No	15% accessible

Secondary Readings : F13

Secondary Type	Instrument ID	Instrument Serial	Reading	Reading Unit	Bulls Eye Location	ROC
Inspector 1000 Spectrum	Inspector 1000 Spectrum	13000529				Radium
Static Reading - 12 inch height, Center	193-6	309136	5.6	uR/hr		

Secondary Type	Notes
Inspector 1000 Spectrum	K-40 NORM File name: 20140626085003

Secondary Readings : F11

Secondary Type	Instrument ID	Instrument Serial	Reading	Reading Unit	Bulls Eye Location	ROC
Inspector 1000 Spectrum	Inspector 1000 Spectrum	13000529				Radium
Static Reading - 12 inch height, Center	193-6	309136	5.6	uR/hr		

Secondary Type	Notes
Inspector 1000 Spectrum	K-40 NORM File name: 20140626091212

CBI Supervisor : Adam Hickok

Signature :

Senior Technician : Phillip Perez

Signature :

Signoff Notes:

Summary Report
1406 Sturgeon Street Unit G1

Unit Summary :

Completion Date:	6/26/2014 1:46 PM
Instrument:	193-6
Serial #:	309127
Layout:	Garage
Background Reading:	4.0 uR/hr
Dimensions (m):	D 8.07 W 3.25
Unit Furnished:	Yes
Tenant Present:	No
Unit Notes:	

Garage door was broken prior to arrival

Summary Statistics :

Total # of Readings:	36	
Average:	4.02	uR/hr
Standard Deviation:	0.13	uR/hr
Minimum:	3.60	uR/hr
Maximum:	4.40	uR/hr
Median:	4.00	uR/hr
# Anomalies:	0	

Grid Legend:

- No anomalous measurements
- Inaccessible (no measurement collected)
- Anomaly (elevated measurement)

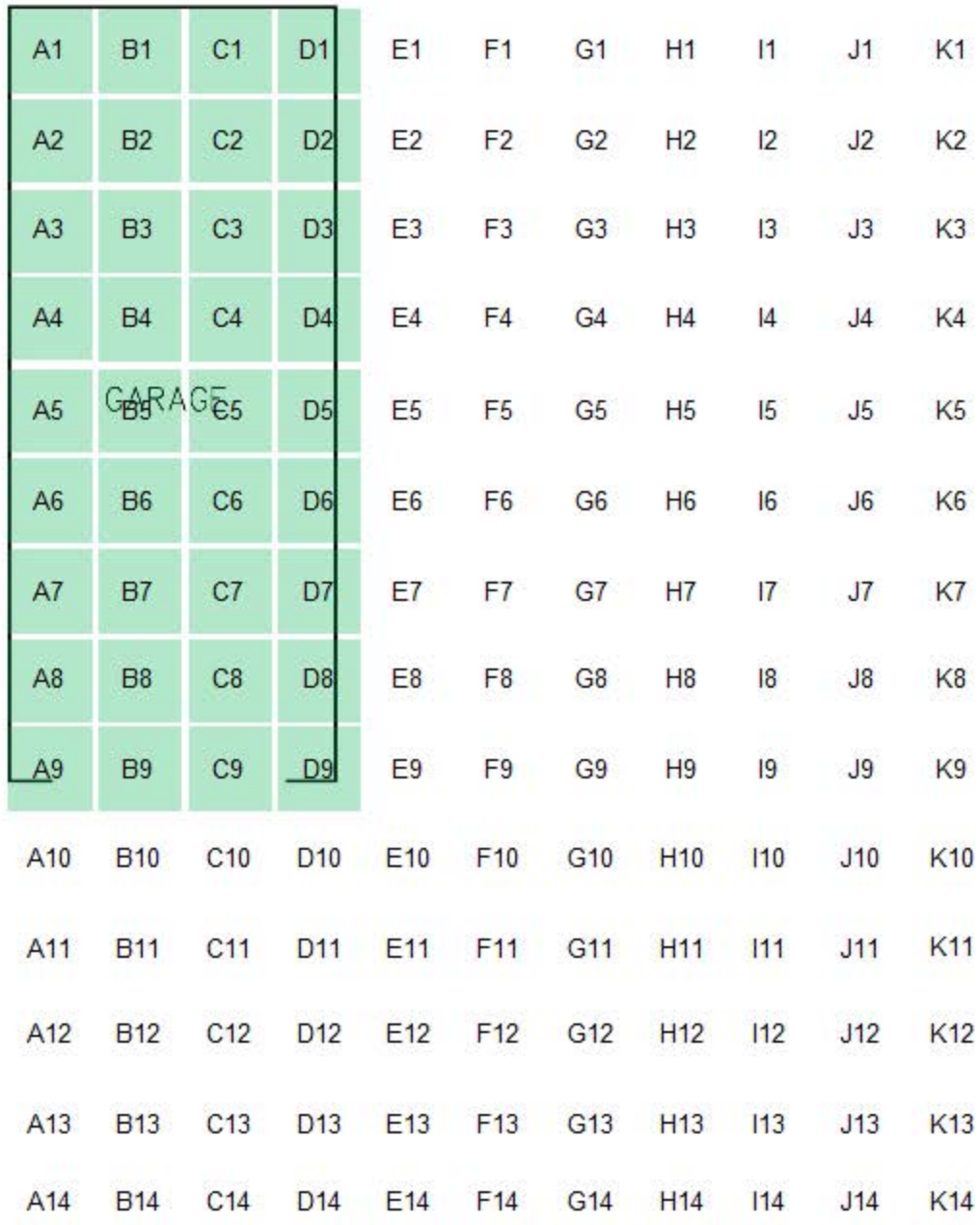

Survey Information:

Grid	Primary Reading	Unit	Desc.	Cell Note	2nd Reading	Unit	Desc.	Cell Note	3rd Reading	Unit	Desc.	Cell Note	Anomaly	General Notes
A1	3.6	uR/hr	Garage			uR/hr				uR/hr			No	
A2	4.0	uR/hr	Garage			uR/hr				uR/hr			No	
A3	4.0	uR/hr	Garage			uR/hr				uR/hr			No	
A4	4.0	uR/hr	Garage			uR/hr				uR/hr			No	
A5	4.0	uR/hr	Garage			uR/hr				uR/hr			No	
A6	4.0	uR/hr	Garage			uR/hr				uR/hr			No	
A7	4.0	uR/hr	Garage			uR/hr				uR/hr			No	
A8	4.0	uR/hr	Garage			uR/hr				uR/hr			No	
A9	4.0	uR/hr	Garage	Percentage of grid falls outside of unit.		uR/hr				uR/hr			No	10% accessible
B1	4.0	uR/hr	Garage			uR/hr				uR/hr			No	
B2	4.0	uR/hr	Garage			uR/hr				uR/hr			No	
B3	4.0	uR/hr	Garage			uR/hr				uR/hr			No	
B4	4.0	uR/hr	Garage			uR/hr				uR/hr			No	
B5	4.0	uR/hr	Garage			uR/hr				uR/hr			No	
B6	4.0	uR/hr	Garage			uR/hr				uR/hr			No	
B7	4.0	uR/hr	Garage			uR/hr				uR/hr			No	
B8	4.0	uR/hr	Garage			uR/hr				uR/hr			No	
B9	4.0	uR/hr	Garage	Percentage of grid falls outside of unit.		uR/hr				uR/hr			No	10% accessible
C1	4.0	uR/hr	Garage			uR/hr				uR/hr			No	
C2	4.0	uR/hr	Garage			uR/hr				uR/hr			No	
C3	4.0	uR/hr	Garage			uR/hr				uR/hr			No	
C4	4.0	uR/hr	Garage			uR/hr				uR/hr			No	
C5	4.0	uR/hr	Garage			uR/hr				uR/hr			No	
C6	4.0	uR/hr	Garage			uR/hr				uR/hr			No	
C7	4.0	uR/hr	Garage			uR/hr				uR/hr			No	

Grid	Primary Reading	Unit	Desc.	Cell Note	2nd Reading	Unit	Desc.	Cell Note	3rd Reading	Unit	Desc.	Cell Note	Anomaly	General Notes
C8	4.0	uR/hr	Garage			uR/hr				uR/hr			No	
C9	4.0	uR/hr	Garage	Percentage of grid falls outside of unit.		uR/hr				uR/hr			No	10% accessible
D1	4.0	uR/hr	Garage	Percentage of grid falls outside of unit.		uR/hr				uR/hr			No	25% accessible
D2	4.0	uR/hr	Garage	Percentage of grid falls outside of unit.		uR/hr				uR/hr			No	25% accessible
D3	4.0	uR/hr	Garage	Percentage of grid falls outside of unit.		uR/hr				uR/hr			No	25% accessible
D4	4.0	uR/hr	Garage	Percentage of grid falls outside of unit.		uR/hr				uR/hr			No	25% accessible
D5	4.4	uR/hr	Garage	Percentage of grid falls outside of unit.		uR/hr				uR/hr			No	25% accessible
D6	4.4	uR/hr	Garage	Percentage of grid falls outside of unit.		uR/hr				uR/hr			No	25% accessible
D7	4.4	uR/hr	Garage	Percentage of grid falls outside of unit.		uR/hr				uR/hr			No	25% accessible
D8	4.0	uR/hr	Garage	Percentage of grid falls outside of unit.		uR/hr				uR/hr			No	25% accessible
D9	4.0	uR/hr	Garage	Percentage of grid falls outside of unit.		uR/hr				uR/hr			No	5% accessible

CBI Supervisor : Garrick Anderson

Signature :

Senior Technician : Patricia Lozano

Signature :

Signoff Notes:

Summary Report
1406 Sturgeon Street Unit G2

Unit Summary :

Completion Date:	6/27/2014 2:18 PM
Instrument:	193-6
Serial #:	309110
Layout:	Garage
Background Reading:	4.0 uR/hr
Dimensions (m):	D 8.1 W 3.3
Unit Furnished:	Yes
Tenant Present:	Yes
Unit Notes:	

Summary Statistics :

Total # of Readings:	36	
Average:	3.78	uR/hr
Standard Deviation:	0.20	uR/hr
Minimum:	3.60	uR/hr
Maximum:	4.00	uR/hr
Median:	3.60	uR/hr
# Anomalies:	0	

Grid Legend:

- No anomalous measurements
- Inaccessible (no measurement collected)
- Anomaly (elevated measurement)

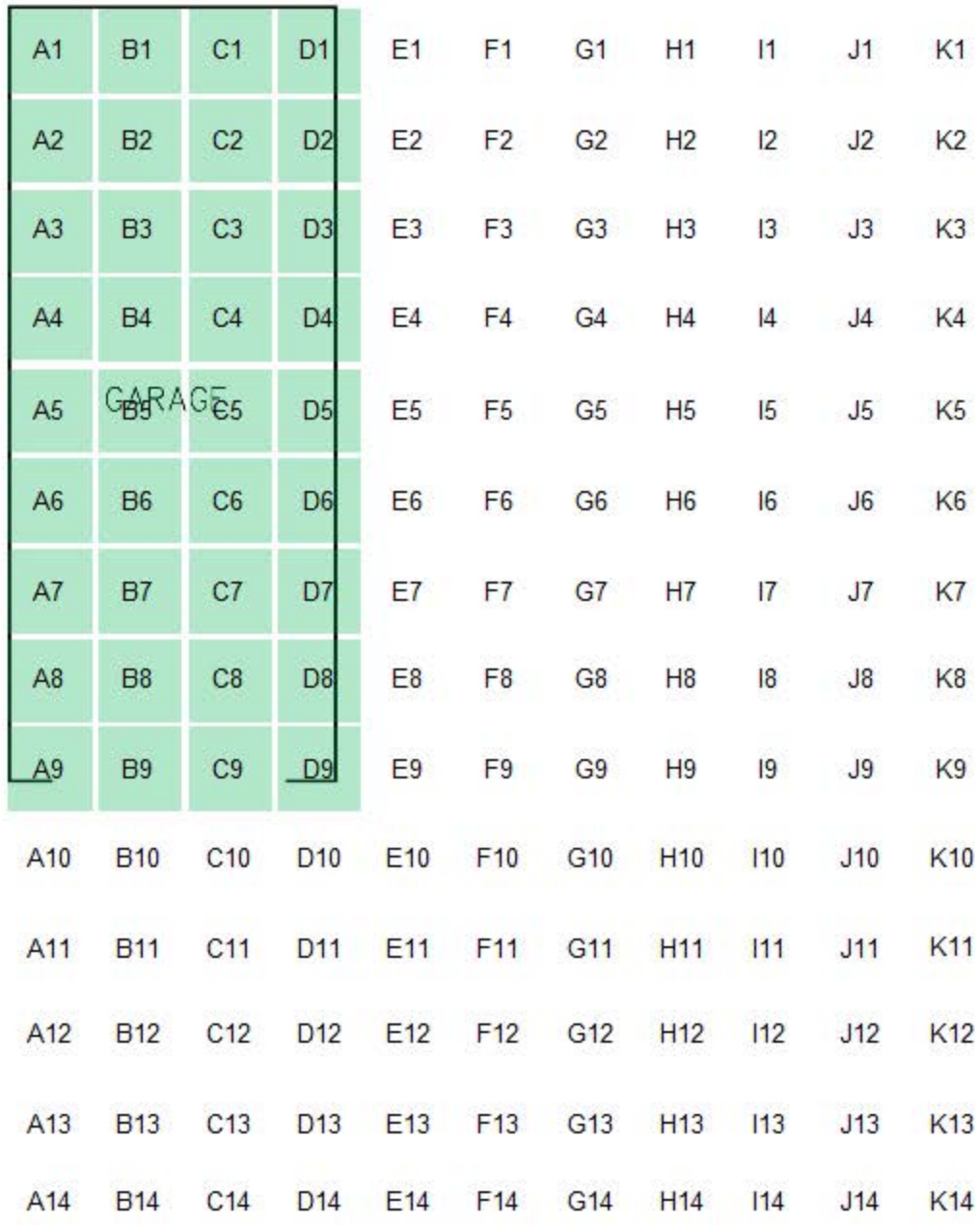

Survey Information:

Grid	Primary Reading	Unit	Desc.	Cell Note	2nd Reading	Unit	Desc.	Cell Note	3rd Reading	Unit	Desc.	Cell Note	Anomaly	General Notes
A1	4.0	uR/hr	Garage			uR/hr				uR/hr			No	
A2	3.6	uR/hr	Garage			uR/hr				uR/hr			No	
A3	4.0	uR/hr	Garage			uR/hr				uR/hr			No	
A4	4.0	uR/hr	Garage			uR/hr				uR/hr			No	
A5	4.0	uR/hr	Garage			uR/hr				uR/hr			No	
A6	4.0	uR/hr	Garage			uR/hr				uR/hr			No	
A7	4.0	uR/hr	Garage			uR/hr				uR/hr			No	
A8	4.0	uR/hr	Garage			uR/hr				uR/hr			No	
A9	3.6	uR/hr	Garage	Percentage of grid falls outside of unit.		uR/hr				uR/hr			No	10% accessible
B1	3.6	uR/hr	Garage			uR/hr				uR/hr			No	
B2	3.6	uR/hr	Garage			uR/hr				uR/hr			No	
B3	3.6	uR/hr	Garage			uR/hr				uR/hr			No	
B4	4.0	uR/hr	Garage			uR/hr				uR/hr			No	
B5	4.0	uR/hr	Garage			uR/hr				uR/hr			No	
B6	4.0	uR/hr	Garage			uR/hr				uR/hr			No	
B7	4.0	uR/hr	Garage			uR/hr				uR/hr			No	
B8	4.0	uR/hr	Garage			uR/hr				uR/hr			No	
B9	4.0	uR/hr	Garage	Percentage of grid falls outside of unit.		uR/hr				uR/hr			No	10% accessible
C1	3.6	uR/hr	Garage			uR/hr				uR/hr			No	
C2	3.6	uR/hr	Garage			uR/hr				uR/hr			No	
C3	3.6	uR/hr	Garage			uR/hr				uR/hr			No	
C4	3.6	uR/hr	Garage			uR/hr				uR/hr			No	
C5	4.0	uR/hr	Garage			uR/hr				uR/hr			No	
C6	4.0	uR/hr	Garage			uR/hr				uR/hr			No	
C7	3.6	uR/hr	Garage			uR/hr				uR/hr			No	

Grid	Primary Reading	Unit	Desc.	Cell Note	2nd Reading	Unit	Desc.	Cell Note	3rd Reading	Unit	Desc.	Cell Note	Anomaly	General Notes
C8	3.6	uR/hr	Garage			uR/hr				uR/hr			No	
C9	3.6	uR/hr	Garage	Percentage of grid falls outside of unit.		uR/hr				uR/hr			No	10% accessible
D1	3.6	uR/hr	Garage	Percentage of grid falls outside of unit.		uR/hr				uR/hr			No	30% accessible, static reading at 9" above floor due to non removable shelf
D2	3.6	uR/hr	Garage	Percentage of grid falls outside of unit.		uR/hr				uR/hr			No	30% accessible
D3	3.6	uR/hr	Garage	Percentage of grid falls outside of unit.		uR/hr				uR/hr			No	30% accessible
D4	3.6	uR/hr	Garage	Percentage of grid falls outside of unit.		uR/hr				uR/hr			No	30% accessible
D5	3.6	uR/hr	Garage	Percentage of grid falls outside of unit.		uR/hr				uR/hr			No	30% accessible
D6	3.6	uR/hr	Garage	Percentage of grid falls outside of unit.		uR/hr				uR/hr			No	30% accessible
D7	3.6	uR/hr	Garage	Percentage of grid falls outside of unit.		uR/hr				uR/hr			No	30% accessible
D8	4.0	uR/hr	Garage	Percentage of grid falls outside of unit.		uR/hr				uR/hr			No	30% accessible
D9	3.6	uR/hr	Garage	Percentage of grid falls outside of unit.		uR/hr				uR/hr			No	5% accessible

CBI Supervisor : Carlos Bernal

Signature :

Senior Technician : Antonio Neotti

Signature :

Signoff Notes:

Summary Report
1406 Sturgeon Street Unit G3

Unit Summary :

Completion Date:	6/27/2014 11:21 AM
Instrument:	193-6
Serial #:	309119
Layout:	Garage
Background Reading:	3.6 uR/hr
Dimensions (m):	D 8.1 W 3.3
Unit Furnished:	Yes
Tenant Present:	No
Unit Notes:	

Summary Statistics :

Total # of Readings:	36	
Average:	3.55	uR/hr
Standard Deviation:	0.27	uR/hr
Minimum:	2.60	uR/hr
Maximum:	4.00	uR/hr
Median:	3.60	uR/hr
# Anomalies:	0	

Grid Legend:

- No anomalous measurements
- Inaccessible (no measurement collected)
- Anomaly (elevated measurement)

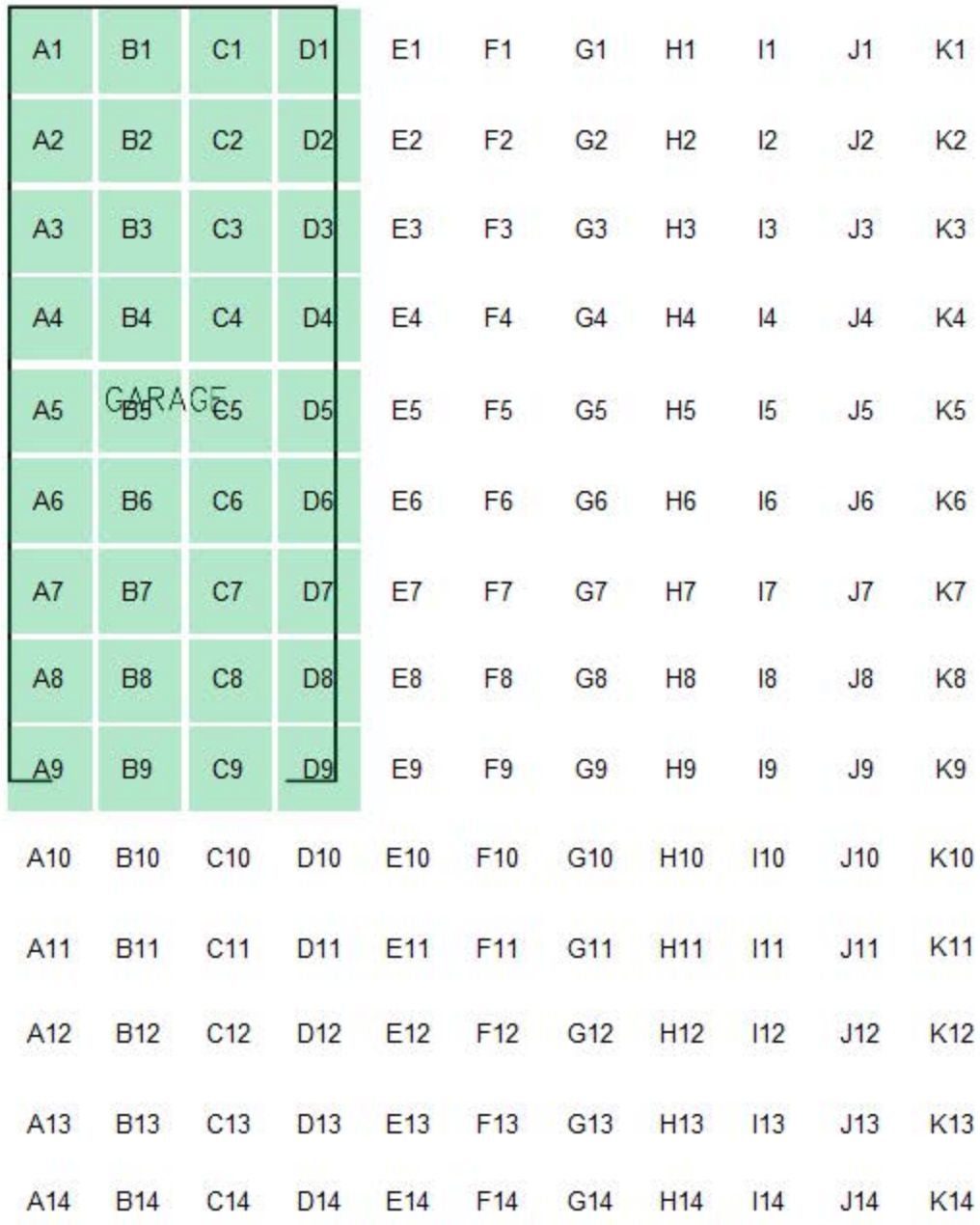

Survey Information:

Grid	Primary Reading	Unit	Desc.	Cell Note	2nd Reading	Unit	Desc.	Cell Note	3rd Reading	Unit	Desc.	Cell Note	Anomaly	General Notes
A1	4.0	uR/hr	Garage			uR/hr				uR/hr			No	
A2	4.0	uR/hr	Garage			uR/hr				uR/hr			No	
A3	3.6	uR/hr	Garage			uR/hr				uR/hr			No	
A4	3.6	uR/hr	Garage			uR/hr				uR/hr			No	
A5	3.6	uR/hr	Garage			uR/hr				uR/hr			No	
A6	2.6	uR/hr	Garage			uR/hr				uR/hr			No	
A7	3.6	uR/hr	Garage			uR/hr				uR/hr			No	
A8	3.6	uR/hr	Garage			uR/hr				uR/hr			No	
A9	3.6	uR/hr	Garage	Percentage of grid falls outside of unit.		uR/hr				uR/hr			No	5% accessible
B1	4.0	uR/hr	Garage			uR/hr				uR/hr			No	
B2	3.6	uR/hr	Garage			uR/hr				uR/hr			No	
B3	3.6	uR/hr	Garage			uR/hr				uR/hr			No	
B4	3.6	uR/hr	Garage			uR/hr				uR/hr			No	
B5	3.6	uR/hr	Garage			uR/hr				uR/hr			No	
B6	3.6	uR/hr	Garage			uR/hr				uR/hr			No	
B7	3.6	uR/hr	Garage			uR/hr				uR/hr			No	
B8	3.6	uR/hr	Garage			uR/hr				uR/hr			No	
B9	3.6	uR/hr	Garage	Percentage of grid falls outside of unit.		uR/hr				uR/hr			No	10% accessible
C1	4.0	uR/hr	Garage			uR/hr				uR/hr			No	
C2	3.6	uR/hr	Garage			uR/hr				uR/hr			No	
C3	3.6	uR/hr	Garage			uR/hr				uR/hr			No	
C4	3.6	uR/hr	Garage			uR/hr				uR/hr			No	
C5	3.6	uR/hr	Garage			uR/hr				uR/hr			No	
C6	3.6	uR/hr	Garage			uR/hr				uR/hr			No	
C7	3.2	uR/hr	Garage			uR/hr				uR/hr			No	

Grid	Primary Reading	Unit	Desc.	Cell Note	2nd Reading	Unit	Desc.	Cell Note	3rd Reading	Unit	Desc.	Cell Note	Anomaly	General Notes
C8	3.2	uR/hr	Garage			uR/hr				uR/hr			No	
C9	3.2	uR/hr	Garage	Percentage of grid falls outside of unit.		uR/hr				uR/hr			No	10% accessible
D1	3.6	uR/hr	Garage	Percentage of grid falls outside of unit.		uR/hr				uR/hr			No	20% accessible
D2	3.6	uR/hr	Garage	Percentage of grid falls outside of unit.		uR/hr				uR/hr			No	20% accessible
D3	3.6	uR/hr	Garage	Percentage of grid falls outside of unit.		uR/hr				uR/hr			No	20% accessible
D4	3.6	uR/hr	Garage	Percentage of grid falls outside of unit.		uR/hr				uR/hr			No	20% accessible
D5	3.2	uR/hr	Garage	Percentage of grid falls outside of unit.		uR/hr				uR/hr			No	20% accessible
D6	3.6	uR/hr	Garage	Percentage of grid falls outside of unit.		uR/hr				uR/hr			No	20% accessible
D7	3.2	uR/hr	Garage	Percentage of grid falls outside of unit.		uR/hr				uR/hr			No	20% accessible
D8	3.6	uR/hr	Garage	Percentage of grid falls outside of unit.		uR/hr				uR/hr			No	20% accessible
D9	3.2	uR/hr	Garage	Percentage of grid falls outside of unit.		uR/hr				uR/hr			No	5% accessible

CBI Supervisor : Steve Phelps

Signature :

Senior Technician : Efraim Ramirez

Signature :

Signoff Notes:

Summary Report
1406 Sturgeon Street Unit G4

Unit Summary :

Completion Date:	6/27/2014 9:48 AM
Instrument:	193-6
Serial #:	309127
Layout:	Garage
Background Reading:	4.0 uR/hr
Dimensions (m):	D 8.2 W 3.2
Unit Furnished:	Yes
Tenant Present:	No
Unit Notes:	

Summary Statistics :

Total # of Readings:	36	
Average:	3.92	uR/hr
Standard Deviation:	0.21	uR/hr
Minimum:	3.60	uR/hr
Maximum:	4.40	uR/hr
Median:	4.00	uR/hr
# Anomalies:	0	

Grid Legend:

- No anomalous measurements
- Inaccessible (no measurement collected)
- Anomaly (elevated measurement)

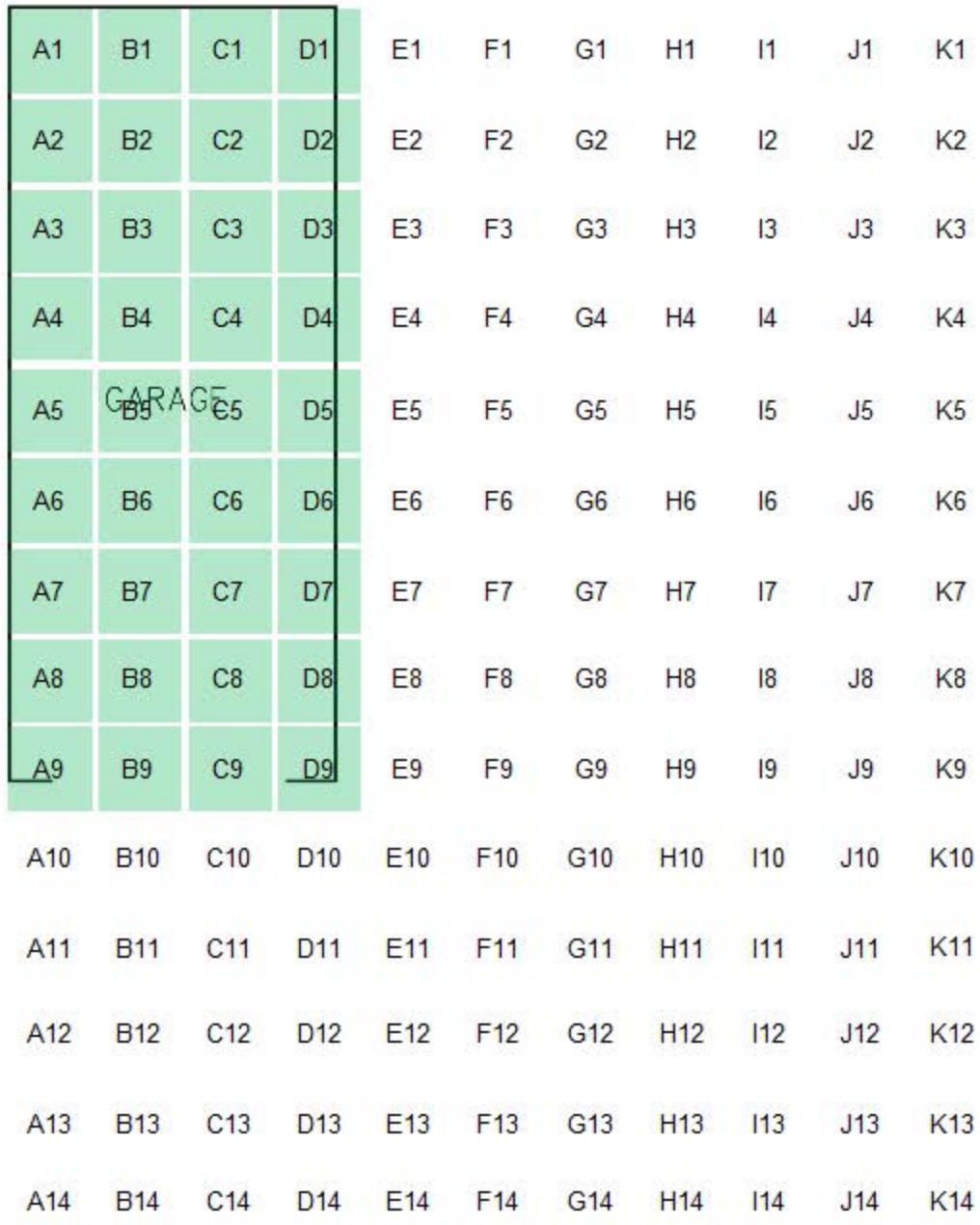

Survey Information:

Grid	Primary Reading	Unit	Desc.	Cell Note	2nd Reading	Unit	Desc.	Cell Note	3rd Reading	Unit	Desc.	Cell Note	Anomaly	General Notes
A1	3.6	uR/hr	Garage			uR/hr				uR/hr			No	
A2	3.6	uR/hr	Garage			uR/hr				uR/hr			No	
A3	4.0	uR/hr	Garage			uR/hr				uR/hr			No	
A4	3.6	uR/hr	Garage			uR/hr				uR/hr			No	
A5	4.0	uR/hr	Garage			uR/hr				uR/hr			No	
A6	4.0	uR/hr	Garage			uR/hr				uR/hr			No	
A7	4.4	uR/hr	Garage			uR/hr				uR/hr			No	
A8	4.0	uR/hr	Garage			uR/hr				uR/hr			No	
A9	4.4	uR/hr	Garage	Percentage of grid falls outside of unit.		uR/hr				uR/hr			No	10% accessible
B1	3.6	uR/hr	Garage			uR/hr				uR/hr			No	
B2	4.0	uR/hr	Garage			uR/hr				uR/hr			No	
B3	4.0	uR/hr	Garage			uR/hr				uR/hr			No	
B4	4.0	uR/hr	Garage			uR/hr				uR/hr			No	
B5	4.0	uR/hr	Garage			uR/hr				uR/hr			No	
B6	4.0	uR/hr	Garage			uR/hr				uR/hr			No	
B7	4.0	uR/hr	Garage			uR/hr				uR/hr			No	
B8	4.0	uR/hr	Garage			uR/hr				uR/hr			No	
B9	4.0	uR/hr	Garage	Percentage of grid falls outside of unit.		uR/hr				uR/hr			No	10% accessible
C1	4.0	uR/hr	Garage			uR/hr				uR/hr			No	
C2	3.6	uR/hr	Garage			uR/hr				uR/hr			No	
C3	3.6	uR/hr	Garage			uR/hr				uR/hr			No	
C4	4.0	uR/hr	Garage			uR/hr				uR/hr			No	
C5	4.0	uR/hr	Garage			uR/hr				uR/hr			No	
C6	4.0	uR/hr	Garage			uR/hr				uR/hr			No	
C7	4.0	uR/hr	Garage			uR/hr				uR/hr			No	

Grid	Primary Reading	Unit	Desc.	Cell Note	2nd Reading	Unit	Desc.	Cell Note	3rd Reading	Unit	Desc.	Cell Note	Anomaly	General Notes
C8	4.0	uR/hr	Garage			uR/hr				uR/hr			No	
C9	4.0	uR/hr	Garage	Percentage of grid falls outside of unit.		uR/hr				uR/hr			No	10% accessible
D1	3.6	uR/hr	Garage	Percentage of grid falls outside of unit.		uR/hr				uR/hr			No	20% accessible
D2	3.6	uR/hr	Garage	Percentage of grid falls outside of unit.		uR/hr				uR/hr			No	20% accessible
D3	4.0	uR/hr	Garage	Percentage of grid falls outside of unit.		uR/hr				uR/hr			No	20% accessible
D4	3.6	uR/hr	Garage	Percentage of grid falls outside of unit.		uR/hr				uR/hr			No	20% accessible
D5	4.0	uR/hr	Garage	Percentage of grid falls outside of unit.		uR/hr				uR/hr			No	20% accessible
D6	4.0	uR/hr	Garage	Percentage of grid falls outside of unit.		uR/hr				uR/hr			No	20% accessible
D7	4.0	uR/hr	Garage	Percentage of grid falls outside of unit.		uR/hr				uR/hr			No	20% accessible
D8	4.0	uR/hr	Garage	Percentage of grid falls outside of unit.		uR/hr				uR/hr			No	20% accessible
D9	4.0	uR/hr	Garage	Percentage of grid falls outside of unit.		uR/hr				uR/hr			No	5% accessible

CBI Supervisor : Garrick Anderson

Signature :

Senior Technician : Patricia Lozano

Signature :

Signoff Notes:

Summary Report
1406 Sturgeon Street Unit G5

Unit Summary :

Completion Date:	6/27/2014 9:33 AM
Instrument:	193-6
Serial #:	309136
Layout:	Garage
Background Reading:	3.2 uR/hr
Dimensions (m):	D 8.1 W 3.3
Unit Furnished:	Yes
Tenant Present:	No
Unit Notes:	

Summary Statistics :

Total # of Readings:	36	
Average:	3.20	uR/hr
Standard Deviation:	0.10	uR/hr
Minimum:	2.80	uR/hr
Maximum:	3.60	uR/hr
Median:	3.20	uR/hr
# Anomalies:	0	

Grid Legend:

- No anomalous measurements
- Inaccessible (no measurement collected)
- Anomaly (elevated measurement)

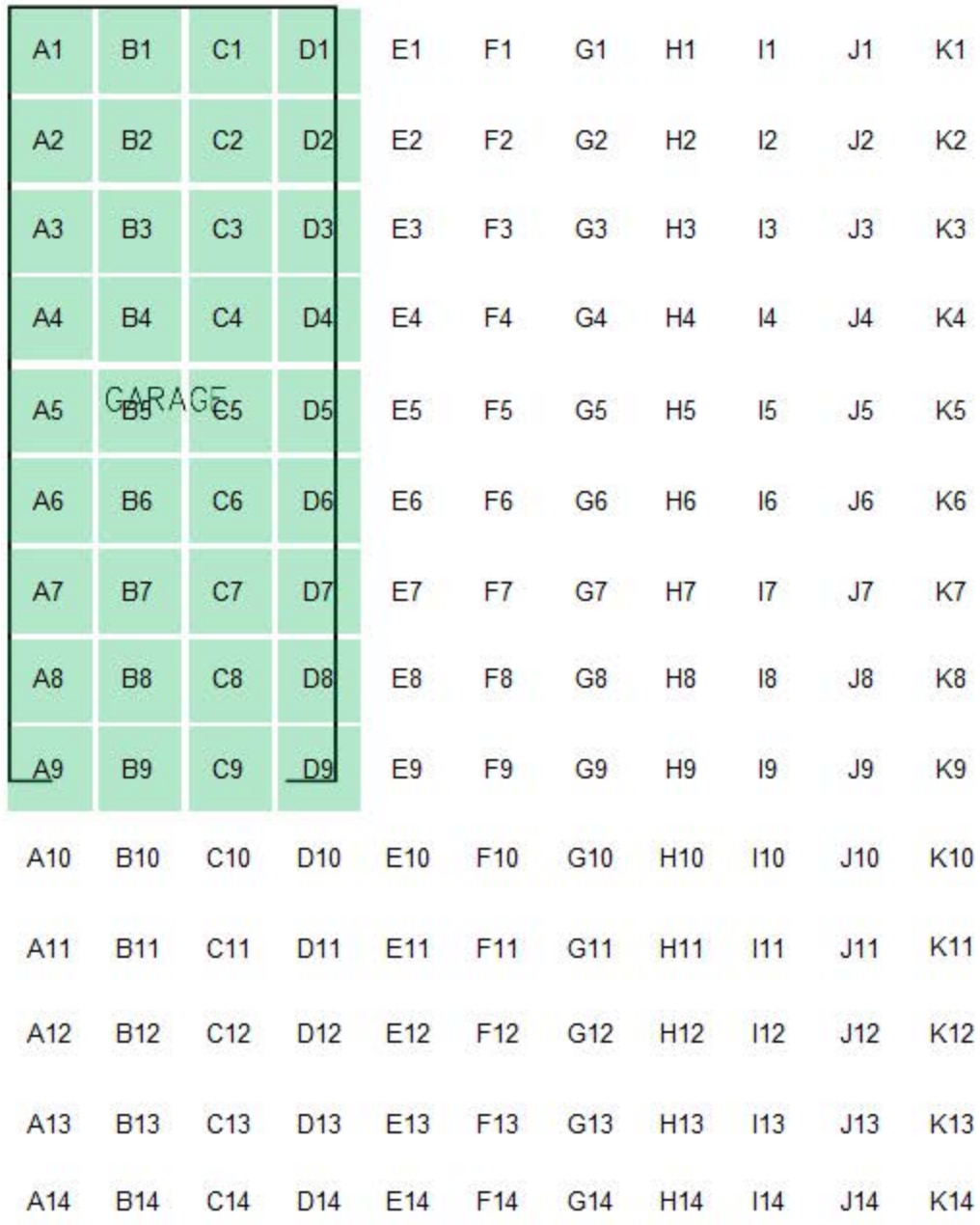

Survey Information:

Grid	Primary Reading	Unit	Desc.	Cell Note	2nd Reading	Unit	Desc.	Cell Note	3rd Reading	Unit	Desc.	Cell Note	Anomaly	General Notes
A1	3.2	uR/hr	Garage			uR/hr				uR/hr			No	
A2	3.2	uR/hr	Garage			uR/hr				uR/hr			No	
A3	3.2	uR/hr	Garage			uR/hr				uR/hr			No	
A4	3.2	uR/hr	Garage			uR/hr				uR/hr			No	
A5	3.2	uR/hr	Garage			uR/hr				uR/hr			No	
A6	3.2	uR/hr	Garage			uR/hr				uR/hr			No	
A7	3.2	uR/hr	Garage			uR/hr				uR/hr			No	
A8	3.2	uR/hr	Garage			uR/hr				uR/hr			No	
A9	3.2	uR/hr	Garage	Percentage of grid falls outside of unit.		uR/hr				uR/hr			No	5% accessible
B1	3.2	uR/hr	Garage			uR/hr				uR/hr			No	
B2	3.2	uR/hr	Garage			uR/hr				uR/hr			No	
B3	3.2	uR/hr	Garage			uR/hr				uR/hr			No	
B4	3.2	uR/hr	Garage			uR/hr				uR/hr			No	
B5	3.2	uR/hr	Garage			uR/hr				uR/hr			No	
B6	3.2	uR/hr	Garage			uR/hr				uR/hr			No	
B7	3.2	uR/hr	Garage			uR/hr				uR/hr			No	
B8	3.2	uR/hr	Garage			uR/hr				uR/hr			No	
B9	3.2	uR/hr	Garage	Percentage of grid falls outside of unit.		uR/hr				uR/hr			No	10% accessible
C1	3.6	uR/hr	Garage			uR/hr				uR/hr			No	
C2	3.2	uR/hr	Garage			uR/hr				uR/hr			No	
C3	3.2	uR/hr	Garage			uR/hr				uR/hr			No	
C4	3.2	uR/hr	Garage			uR/hr				uR/hr			No	
C5	3.2	uR/hr	Garage			uR/hr				uR/hr			No	
C6	3.2	uR/hr	Garage			uR/hr				uR/hr			No	
C7	3.2	uR/hr	Garage			uR/hr				uR/hr			No	

Grid	Primary Reading	Unit	Desc.	Cell Note	2nd Reading	Unit	Desc.	Cell Note	3rd Reading	Unit	Desc.	Cell Note	Anomaly	General Notes
C8	3.2	uR/hr	Garage			uR/hr				uR/hr			No	
C9	3.2	uR/hr	Garage	Percentage of grid falls outside of unit.		uR/hr				uR/hr			No	10% accessible
D1	3.2	uR/hr	Garage	Percentage of grid falls outside of unit.		uR/hr				uR/hr			No	30% accessible
D2	3.2	uR/hr	Garage	Percentage of grid falls outside of unit.		uR/hr				uR/hr			No	30% accessible
D3	3.2	uR/hr	Garage	Percentage of grid falls outside of unit.		uR/hr				uR/hr			No	30% accessible
D4	3.2	uR/hr	Garage	Percentage of grid falls outside of unit.		uR/hr				uR/hr			No	30% accessible
D5	3.2	uR/hr	Garage	Percentage of grid falls outside of unit.		uR/hr				uR/hr			No	30% accessible
D6	3.2	uR/hr	Garage	Percentage of grid falls outside of unit.		uR/hr				uR/hr			No	30% accessible
D7	3.2	uR/hr	Garage	Percentage of grid falls outside of unit.		uR/hr				uR/hr			No	30% accessible
D8	3.2	uR/hr	Garage	Percentage of grid falls outside of unit.		uR/hr				uR/hr			No	30% accessible
D9	2.8	uR/hr	Garage	Percentage of grid falls outside of unit.		uR/hr				uR/hr			No	5% accessible

CBI Supervisor : Adam Hickok

Signature :

Senior Technician : Phillip Perez

Signature :

Signoff Notes:

Summary Report
1406 Sturgeon Street Unit G6

Unit Summary :

Completion Date:	6/26/2014 11:48 AM
Instrument:	193-6
Serial #:	309136
Layout:	Garage
Background Reading:	3.2 uR/hr
Dimensions (m):	D 8.02 W 3.2
Unit Furnished:	No
Tenant Present:	No
Unit Notes:	

Summary Statistics :

Total # of Readings:	36	
Average:	3.40	uR/hr
Standard Deviation:	0.20	uR/hr
Minimum:	3.20	uR/hr
Maximum:	3.60	uR/hr
Median:	3.40	uR/hr
# Anomalies:	0	

Grid Legend:

- No anomalous measurements
- Inaccessible (no measurement collected)
- Anomaly (elevated measurement)

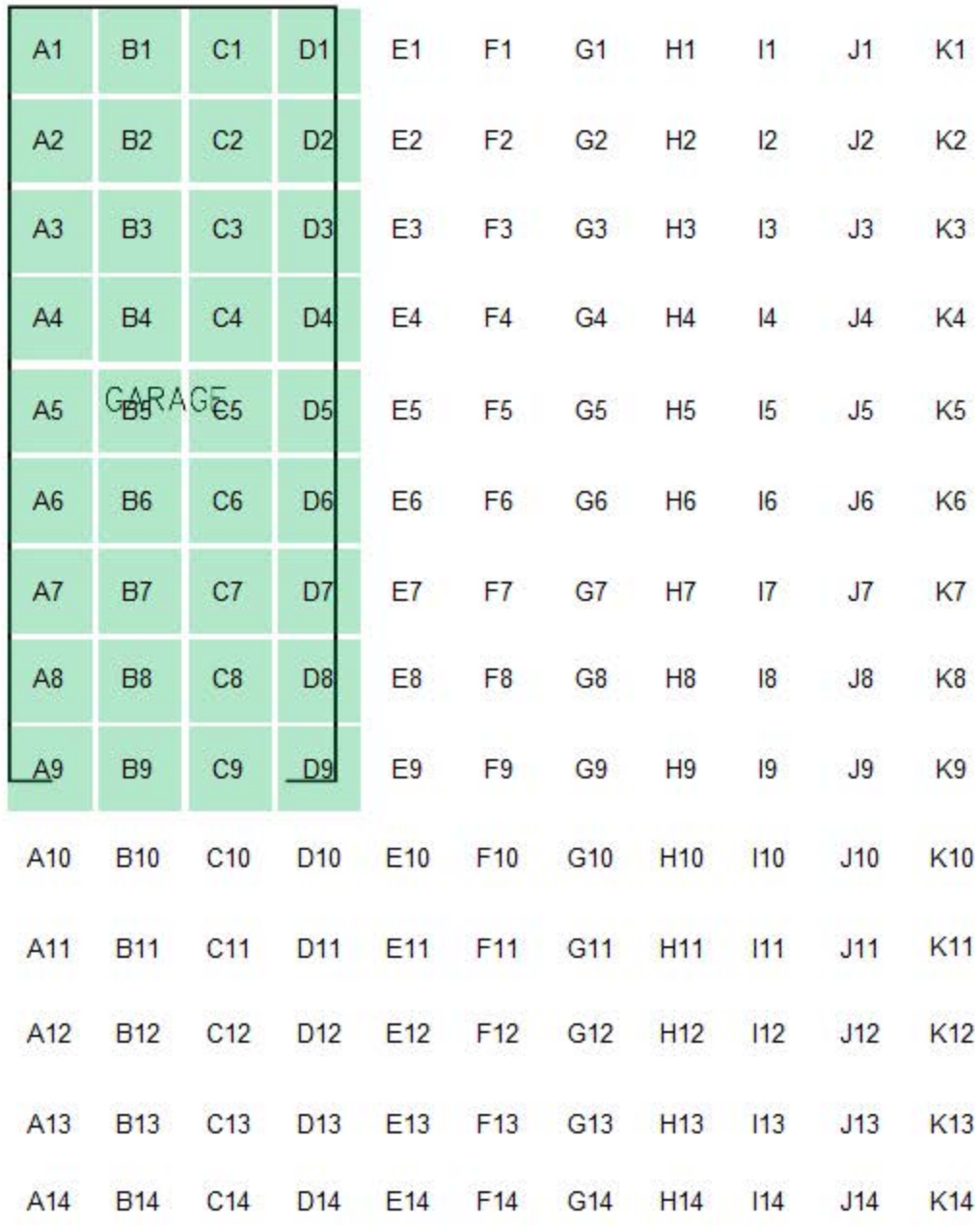

Survey Information:

Grid	Primary Reading	Unit	Desc.	Cell Note	2nd Reading	Unit	Desc.	Cell Note	3rd Reading	Unit	Desc.	Cell Note	Anomaly	General Notes
A1	3.6	uR/hr	Garage			uR/hr				uR/hr			No	
A2	3.6	uR/hr	Garage			uR/hr				uR/hr			No	
A3	3.2	uR/hr	Garage			uR/hr				uR/hr			No	
A4	3.2	uR/hr	Garage			uR/hr				uR/hr			No	
A5	3.2	uR/hr	Garage			uR/hr				uR/hr			No	
A6	3.2	uR/hr	Garage			uR/hr				uR/hr			No	
A7	3.6	uR/hr	Garage			uR/hr				uR/hr			No	
A8	3.6	uR/hr	Garage			uR/hr				uR/hr			No	
A9	3.2	uR/hr	Garage	Percentage of grid falls outside of unit.		uR/hr				uR/hr			No	5% accessible
B1	3.6	uR/hr	Garage			uR/hr				uR/hr			No	
B2	3.2	uR/hr	Garage			uR/hr				uR/hr			No	
B3	3.2	uR/hr	Garage			uR/hr				uR/hr			No	
B4	3.6	uR/hr	Garage			uR/hr				uR/hr			No	
B5	3.2	uR/hr	Garage			uR/hr				uR/hr			No	
B6	3.6	uR/hr	Garage			uR/hr				uR/hr			No	
B7	3.2	uR/hr	Garage			uR/hr				uR/hr			No	
B8	3.2	uR/hr	Garage			uR/hr				uR/hr			No	
B9	3.2	uR/hr	Garage	Percentage of grid falls outside of unit.		uR/hr				uR/hr			No	10% accessible
C1	3.2	uR/hr	Garage			uR/hr				uR/hr			No	
C2	3.2	uR/hr	Garage			uR/hr				uR/hr			No	
C3	3.6	uR/hr	Garage			uR/hr				uR/hr			No	
C4	3.6	uR/hr	Garage			uR/hr				uR/hr			No	
C5	3.2	uR/hr	Garage			uR/hr				uR/hr			No	
C6	3.2	uR/hr	Garage			uR/hr				uR/hr			No	
C7	3.2	uR/hr	Garage			uR/hr				uR/hr			No	

Grid	Primary Reading	Unit	Desc.	Cell Note	2nd Reading	Unit	Desc.	Cell Note	3rd Reading	Unit	Desc.	Cell Note	Anomaly	General Notes
C8	3.6	uR/hr	Garage			uR/hr				uR/hr			No	
C9	3.2	uR/hr	Garage	Percentage of grid falls outside of unit.		uR/hr				uR/hr			No	10% accessible
D1	3.6	uR/hr	Garage	Percentage of grid falls outside of unit.		uR/hr				uR/hr			No	30% accessible
D2	3.6	uR/hr	Garage	Percentage of grid falls outside of unit.		uR/hr				uR/hr			No	30% accessible
D3	3.6	uR/hr	Garage	Percentage of grid falls outside of unit.		uR/hr				uR/hr			No	30% accessible
D4	3.6	uR/hr	Garage	Percentage of grid falls outside of unit.		uR/hr				uR/hr			No	30% accessible
D5	3.6	uR/hr	Garage	Percentage of grid falls outside of unit.		uR/hr				uR/hr			No	30% accessible
D6	3.6	uR/hr	Garage	Percentage of grid falls outside of unit.		uR/hr				uR/hr			No	30% accessible
D7	3.6	uR/hr	Garage	Percentage of grid falls outside of unit.		uR/hr				uR/hr			No	30% accessible
D8	3.6	uR/hr	Garage	Percentage of grid falls outside of unit.		uR/hr				uR/hr			No	30% accessible
D9	3.2	uR/hr	Garage	Percentage of grid falls outside of unit.		uR/hr				uR/hr			No	5% accessible

CBI Supervisor : Adam Hickok

Signature :

Senior Technician : Phillip Perez

Signature :

Signoff Notes:

Summary Report
1408 Sturgeon Street Unit A

Unit Summary :

Completion Date:	6/24/2014 10:39 AM
Instrument:	193-6
Serial #:	293633
Layout:	Floor Plan 8
Background Reading:	3.6 uR/hr
Dimensions (m):	D 10.15 W 12.4
Unit Furnished:	Yes
Tenant Present:	Yes
Unit Notes:	

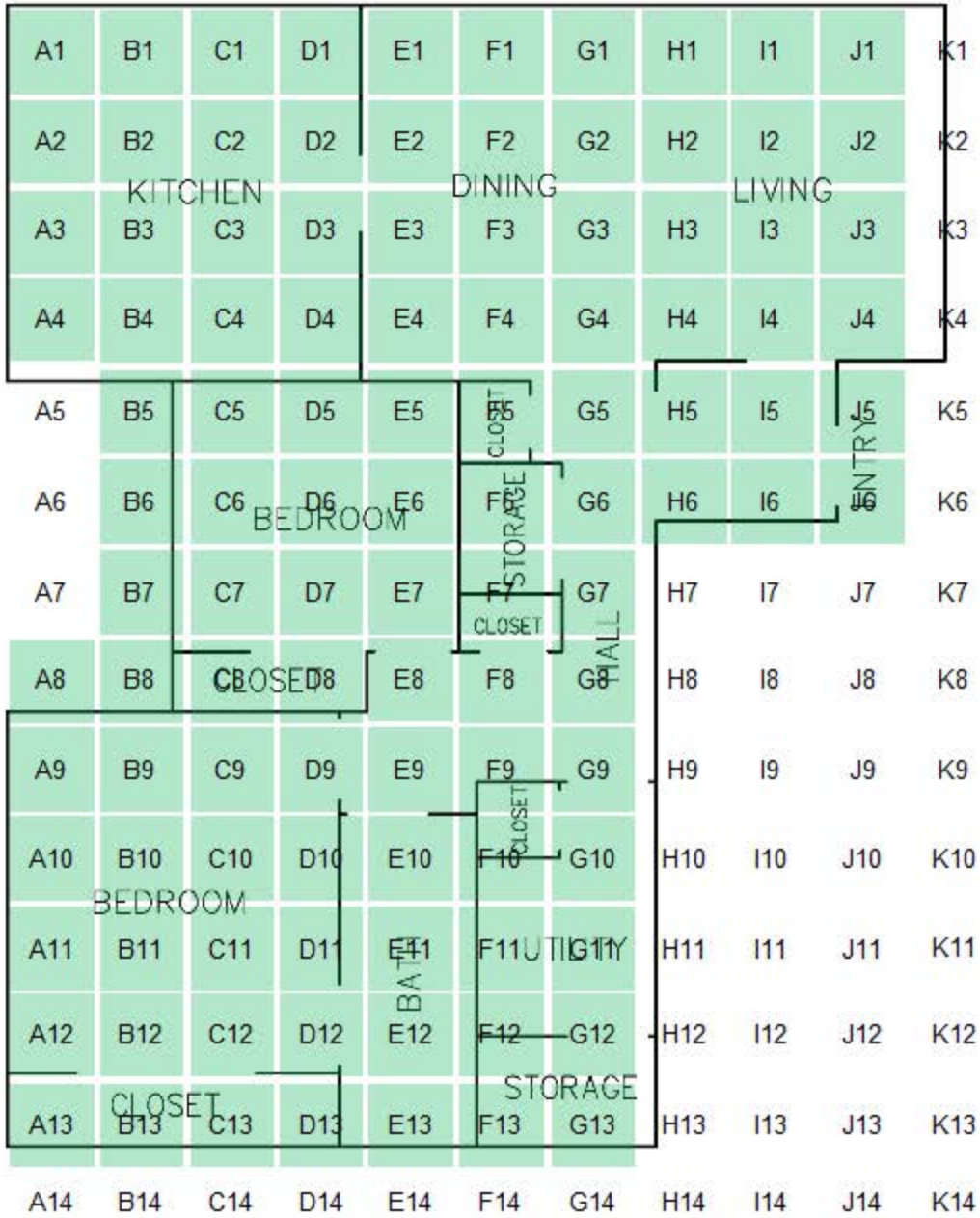

Summary Statistics :

Total # of Readings:	106	
Average:	3.68	uR/hr
Standard Deviation:	0.24	uR/hr
Minimum:	2.80	uR/hr
Maximum:	4.80	uR/hr
Median:	3.60	uR/hr
# Anomalies:	0	

Grid Legend:

- No anomalous measurements
- Inaccessible (no measurement collected)
- Anomaly (elevated measurement)

Survey Information:

Grid	Primary Reading	Unit	Desc.	Cell Note	2nd Reading	Unit	Desc.	Cell Note	3rd Reading	Unit	Desc.	Cell Note	Anomaly	General Notes
A1	4.0	uR/hr	Kitchen	Installed base cabinets.		uR/hr				uR/hr			No	
A2	3.6	uR/hr	Kitchen	Installed base cabinets.		uR/hr				uR/hr			No	
A3	3.6	uR/hr	Kitchen			uR/hr				uR/hr			No	
A4	4.0	uR/hr	Kitchen			uR/hr				uR/hr			No	
A8	4.0	uR/hr	Bedroom	Grid partially contained within wall construction.		uR/hr				uR/hr			No	static reading for second optional was taken in entry
A9	4.0	uR/hr	Bedroom			uR/hr				uR/hr			No	
A10	4.0	uR/hr	Bedroom			uR/hr				uR/hr			No	
A11	4.0	uR/hr	Bedroom			uR/hr				uR/hr			No	
A12	3.6	uR/hr	Bedroom			uR/hr				uR/hr			No	
A13	4.0	uR/hr	Closet			uR/hr				uR/hr			No	
B1	3.6	uR/hr	Kitchen	Installed base cabinets.		uR/hr				uR/hr			No	installed oven
B2	4.0	uR/hr	Kitchen			uR/hr				uR/hr			No	
B3	3.6	uR/hr	Kitchen			uR/hr				uR/hr			No	
B4	4.0	uR/hr	Kitchen			uR/hr				uR/hr			No	
B5	4.0	uR/hr	Bedroom	Percentage of grid falls outside of unit.		uR/hr				uR/hr			No	90% of grid outside interior floor plan
B6	4.0	uR/hr	Bedroom	Percentage of grid falls outside of unit.		uR/hr				uR/hr			No	90% of grid outside interior floor plan
B7	4.0	uR/hr	Bedroom	Percentage of grid falls outside of unit.		uR/hr				uR/hr			No	90% of grid outside interior floor plan
B8	3.6	uR/hr	Closet	Percentage of grid falls outside of unit.	3.6	uR/hr	Bedroom	Grid partially contained within wall construction.		uR/hr			No	static reading for second optional was taken in entry
B9	4.0	uR/hr	Bedroom			uR/hr				uR/hr			No	
B10	3.6	uR/hr	Bedroom			uR/hr				uR/hr			No	

Grid	Primary Reading	Unit	Desc.	Cell Note	2nd Reading	Unit	Desc.	Cell Note	3rd Reading	Unit	Desc.	Cell Note	Anomaly	General Notes
B11	4.0	uR/hr	Bedroom			uR/hr				uR/hr			No	
B12	3.6	uR/hr	Bedroom			uR/hr				uR/hr			No	
B13	4.0	uR/hr	Closet			uR/hr				uR/hr			No	
C1	3.6	uR/hr	Kitchen	Installed base cabinets.		uR/hr				uR/hr			No	
C2	3.6	uR/hr	Kitchen			uR/hr				uR/hr			No	
C3	3.6	uR/hr	Kitchen			uR/hr				uR/hr			No	
C4	3.6	uR/hr	Kitchen			uR/hr				uR/hr			No	
C5	3.6	uR/hr	Bedroom	Grid partially contained within wall construction.		uR/hr				uR/hr			No	
C6	3.6	uR/hr	Bedroom			uR/hr				uR/hr			No	
C7	3.6	uR/hr	Bedroom			uR/hr				uR/hr			No	
C8	3.6	uR/hr	Closet		3.6	uR/hr	Bedroom	Grid partially contained within wall construction.		uR/hr			No	second static reading is a partial in the bedroom
C9	3.6	uR/hr	Bedroom			uR/hr				uR/hr			No	
C10	4.0	uR/hr	Bedroom			uR/hr				uR/hr			No	
C11	3.6	uR/hr	Bedroom			uR/hr				uR/hr			No	
C12	3.6	uR/hr	Bedroom			uR/hr				uR/hr			No	
C13	4.0	uR/hr	Closet			uR/hr				uR/hr			No	
D1	3.6	uR/hr	Kitchen	Installed refrigerator.	3.2	uR/hr	Dining Room			uR/hr			No	
D2	3.6	uR/hr	Kitchen		3.6	uR/hr	Dining Room			uR/hr			No	
D3	3.6	uR/hr	Kitchen		3.6	uR/hr	Dining Room			uR/hr			No	
D4	3.6	uR/hr	Kitchen		3.6	uR/hr	Dining Room			uR/hr			No	
D5	3.6	uR/hr	Bedroom	Grid partially contained within wall construction.		uR/hr				uR/hr			No	
D6	3.6	uR/hr	Bedroom			uR/hr				uR/hr			No	

Grid	Primary Reading	Unit	Desc.	Cell Note	2nd Reading	Unit	Desc.	Cell Note	3rd Reading	Unit	Desc.	Cell Note	Anomaly	General Notes
D7	3.6	uR/hr	Bedroom			uR/hr				uR/hr			No	
D8	3.6	uR/hr	Closet		3.6	uR/hr	Bedroom	Grid partially contained within wall construction.		uR/hr			No	static reading for second optional was taken in entryway
D9	3.6	uR/hr	Bedroom			uR/hr				uR/hr			No	
D10	3.6	uR/hr	Bathroom		3.6	uR/hr	Bedroom			uR/hr			No	
D11	4.0	uR/hr	Bathroom		3.6	uR/hr	Bedroom			uR/hr			No	
D12	3.6	uR/hr	Bathroom		3.6	uR/hr	Bedroom			uR/hr			No	
D13	4.0	uR/hr	Bathroom		4.0	uR/hr	Closet			uR/hr			No	
E1	3.2	uR/hr	Dining Room			uR/hr				uR/hr			No	
E2	3.6	uR/hr	Dining Room			uR/hr				uR/hr			No	
E3	3.6	uR/hr	Dining Room			uR/hr				uR/hr			No	
E4	3.6	uR/hr	Dining Room			uR/hr				uR/hr			No	
E5	3.2	uR/hr	Bedroom	Grid partially contained within wall construction.		uR/hr				uR/hr			No	
E6	3.6	uR/hr	Bedroom			uR/hr				uR/hr			No	
E7	3.6	uR/hr	Bedroom			uR/hr				uR/hr			No	
E8	3.6	uR/hr	Hallway			uR/hr				uR/hr			No	
E9	3.6	uR/hr	Hallway			uR/hr				uR/hr			No	
E10	3.6	uR/hr	Bathroom	Installed base cabinets.		uR/hr				uR/hr			No	
E11	4.8	uR/hr	Bathroom	Elevated measurements due to NORM in toilet bowl m		uR/hr				uR/hr			No	
E12	4.0	uR/hr	Bathroom			uR/hr				uR/hr			No	
E13	4.0	uR/hr	Bathroom			uR/hr				uR/hr			No	static reading taken in bathtub
F1	3.6	uR/hr	Dining Room			uR/hr				uR/hr			No	
F2	3.6	uR/hr	Dining Room			uR/hr				uR/hr			No	

Grid	Primary Reading	Unit	Desc.	Cell Note	2nd Reading	Unit	Desc.	Cell Note	3rd Reading	Unit	Desc.	Cell Note	Anomaly	General Notes
F3	3.6	uR/hr	Dining Room			uR/hr				uR/hr			No	
F4	3.6	uR/hr	Dining Room			uR/hr				uR/hr			No	
F5	3.6	uR/hr	Closet			uR/hr				uR/hr			No	
F6	2.8	uR/hr	Storage	Installed furnace.		uR/hr				uR/hr			No	
F7	3.6	uR/hr	Closet		2.8	uR/hr	Storage	Installed water heater.		uR/hr			No	
F8	3.2	uR/hr	Hallway			uR/hr				uR/hr			No	
F9	3.6	uR/hr	Closet		3.6	uR/hr	Hallway			uR/hr			No	
F10	3.2	uR/hr	Utility		3.6	uR/hr	Closet			uR/hr			No	
F11	3.2	uR/hr	Utility	Clothes dryer within grid.		uR/hr				uR/hr			No	
F12	3.6	uR/hr	Storage			uR/hr				uR/hr			No	
F13	4.0	uR/hr	Storage			uR/hr				uR/hr			No	
G1	3.6	uR/hr	Dining Room			uR/hr				uR/hr			No	
G2	3.6	uR/hr	Dining Room			uR/hr				uR/hr			No	
G3	3.6	uR/hr	Dining Room			uR/hr				uR/hr			No	
G4	3.6	uR/hr	Dining Room			uR/hr				uR/hr			No	
G5	3.6	uR/hr	Hallway			uR/hr				uR/hr			No	
G6	3.6	uR/hr	Hallway			uR/hr				uR/hr			No	
G7	3.6	uR/hr	Hallway			uR/hr				uR/hr			No	
G8	3.6	uR/hr	Hallway			uR/hr				uR/hr			No	
G9	3.6	uR/hr	Hallway			uR/hr				uR/hr			No	
G10	3.6	uR/hr	Utility			uR/hr				uR/hr			No	
G11	3.6	uR/hr	Utility			uR/hr				uR/hr			No	
G12	3.6	uR/hr	Storage			uR/hr				uR/hr			No	
G13	4.0	uR/hr	Storage			uR/hr				uR/hr			No	
H1	3.6	uR/hr	Living Room			uR/hr				uR/hr			No	
H2	3.6	uR/hr	Living Room			uR/hr				uR/hr			No	
H3	3.6	uR/hr	Living Room			uR/hr				uR/hr			No	

Grid	Primary Reading	Unit	Desc.	Cell Note	2nd Reading	Unit	Desc.	Cell Note	3rd Reading	Unit	Desc.	Cell Note	Anomaly	General Notes
H4	3.6	uR/hr	Living Room		3.6	uR/hr	Hallway			uR/hr			No	static reading for second optional was taken in entry way
H5	3.6	uR/hr	Hallway			uR/hr				uR/hr			No	
H6	3.6	uR/hr	Hallway			uR/hr				uR/hr			No	
I1	3.6	uR/hr	Living Room			uR/hr				uR/hr			No	
I2	4.0	uR/hr	Living Room			uR/hr				uR/hr			No	
I3	3.6	uR/hr	Living Room			uR/hr				uR/hr			No	
I4	3.6	uR/hr	Living Room		3.6	uR/hr	Hallway			uR/hr			No	static reading for second optional was taken in entry way
I5	3.6	uR/hr	Hallway			uR/hr				uR/hr			No	
I6	3.6	uR/hr	Hallway			uR/hr				uR/hr			No	
J1	3.6	uR/hr	Living Room			uR/hr				uR/hr			No	
J2	3.6	uR/hr	Living Room			uR/hr				uR/hr			No	
J3	3.6	uR/hr	Living Room			uR/hr				uR/hr			No	
J4	4.0	uR/hr	Living Room			uR/hr				uR/hr			No	
J5	3.6	uR/hr	Hallway			uR/hr				uR/hr			No	
J6	3.6	uR/hr	Hallway			uR/hr				uR/hr			No	

CBI Supervisor : Tina Piquet

Signature :

Senior Technician : Daphne Degering

Signature :

Signoff Notes:

Unit Summary :

Completion Date:	6/24/2014 12:15 PM
Instrument:	193-6
Serial #:	309099
Layout:	Floor Plan 8B
Background Reading:	3.2 uR/hr
Dimensions (m):	D 10.7 W 12.42
Unit Furnished:	Yes
Tenant Present:	Yes
Unit Notes:	

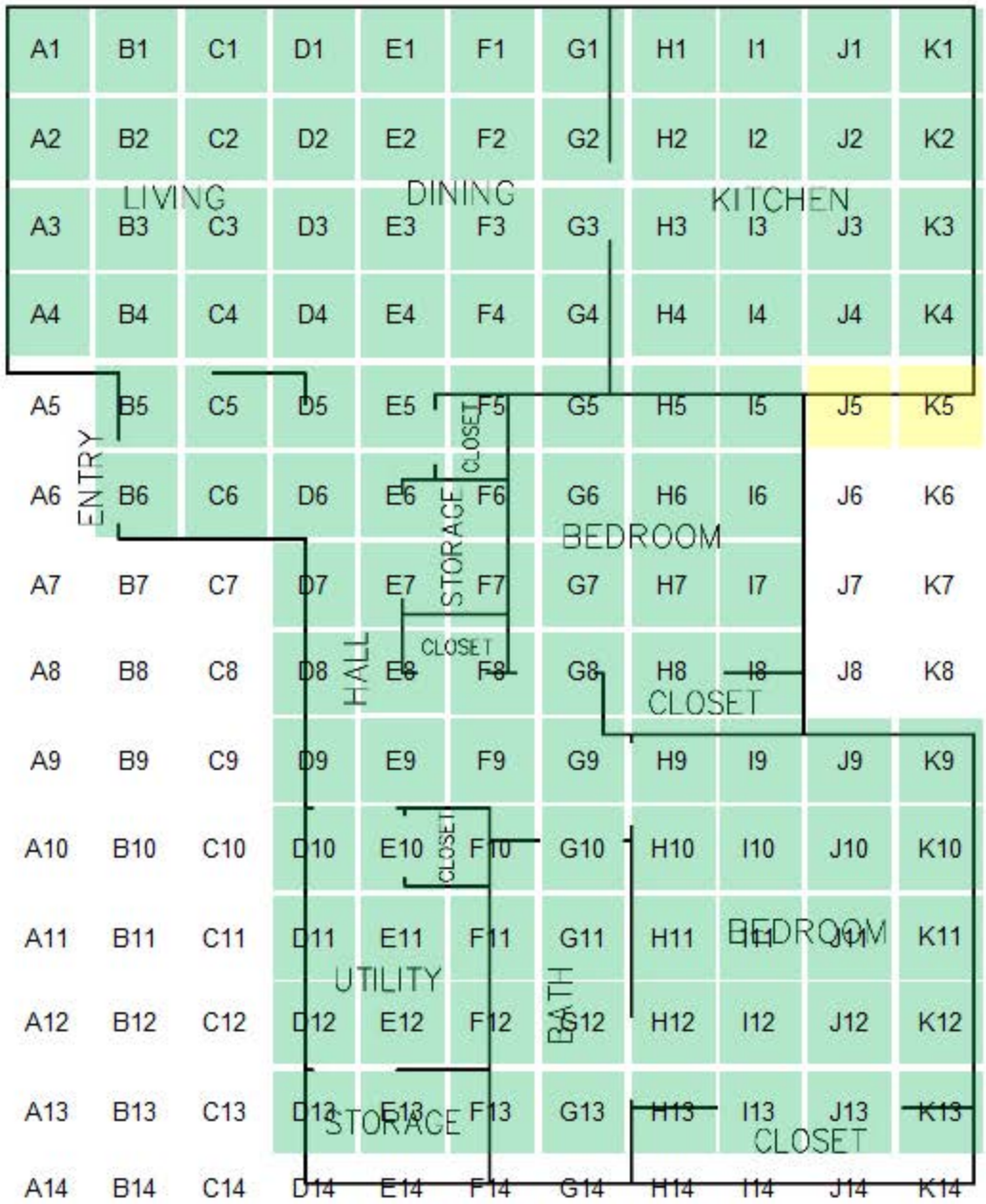

Summary Statistics :

Total # of Readings:	114	
Average:	3.35	uR/hr
Standard Deviation:	0.33	uR/hr
Minimum:	2.80	uR/hr
Maximum:	4.40	uR/hr
Median:	3.20	uR/hr
# Anomalies:	0	

Grid Legend:

- No anomalous measurements
- Inaccessible (no measurement collected)
- Anomaly (elevated measurement)

Survey Information:

Grid	Primary Reading	Unit	Desc.	Cell Note	2nd Reading	Unit	Desc.	Cell Note	3rd Reading	Unit	Desc.	Cell Note	Anomaly	General Notes
A1	3.2	uR/hr	Living Room			uR/hr				uR/hr			No	
A2	3.2	uR/hr	Living Room			uR/hr				uR/hr			No	
A3	3.6	uR/hr	Living Room			uR/hr				uR/hr			No	
A4	3.6	uR/hr	Living Room	Percentage of grid falls outside of unit.		uR/hr				uR/hr			No	75% accessible
B1	3.2	uR/hr	Living Room			uR/hr				uR/hr			No	
B2	3.2	uR/hr	Living Room			uR/hr				uR/hr			No	
B3	3.6	uR/hr	Living Room			uR/hr				uR/hr			No	
B4	3.2	uR/hr	Living Room		3.6	uR/hr	Hallway			uR/hr			No	
B5	3.2	uR/hr	Hallway			uR/hr				uR/hr			No	
B6	3.2	uR/hr	Hallway	Percentage of grid falls outside of unit.		uR/hr				uR/hr			No	40% accessible
C1	3.2	uR/hr	Living Room			uR/hr				uR/hr			No	
C2	3.6	uR/hr	Living Room			uR/hr				uR/hr			No	
C3	3.2	uR/hr	Living Room			uR/hr				uR/hr			No	
C4	3.2	uR/hr	Living Room		3.2	uR/hr	Hallway			uR/hr			No	
C5	3.2	uR/hr	Hallway			uR/hr				uR/hr			No	
C6	3.2	uR/hr	Hallway			uR/hr				uR/hr			No	40% accessible
D1	3.2	uR/hr	Living Room			uR/hr				uR/hr			No	
D2	3.2	uR/hr	Living Room			uR/hr				uR/hr			No	
D3	3.2	uR/hr	Living Room			uR/hr				uR/hr			No	
D4	3.2	uR/hr	Living Room		3.2	uR/hr	Hallway			uR/hr			No	
D5	3.2	uR/hr	Hallway			uR/hr				uR/hr			No	
D6	3.2	uR/hr	Hallway	Percentage of grid falls outside of unit.		uR/hr				uR/hr			No	40% accessible
D7	3.2	uR/hr	Hallway	Percentage of grid falls outside of unit.		uR/hr				uR/hr			No	80% accessible

Grid	Primary Reading	Unit	Desc.	Cell Note	2nd Reading	Unit	Desc.	Cell Note	3rd Reading	Unit	Desc.	Cell Note	Anomaly	General Notes
D8	2.8	uR/hr	Hallway	Percentage of grid falls outside of unit.		uR/hr				uR/hr			No	80% accessible
D9	3.2	uR/hr	Hallway	Percentage of grid falls outside of unit.	2.8	uR/hr	Utility			uR/hr			No	80% accessible
D10	3.2	uR/hr	Utility	Percentage of grid falls outside of unit.		uR/hr				uR/hr			No	80% accessible
D11	3.2	uR/hr	Utility	Percentage of grid falls outside of unit.		uR/hr				uR/hr			No	80% accessible
D12	3.2	uR/hr	Utility	Percentage of grid falls outside of unit.		uR/hr				uR/hr			No	80% accessible
D13	3.6	uR/hr	Storage	Percentage of grid falls outside of unit.		uR/hr				uR/hr			No	80% accessible
E1	3.2	uR/hr	Dining Room			uR/hr				uR/hr			No	
E2	3.2	uR/hr	Dining Room			uR/hr				uR/hr			No	
E3	3.2	uR/hr	Dining Room			uR/hr				uR/hr			No	
E4	3.2	uR/hr	Dining Room		3.2	uR/hr	Hallway			uR/hr			No	
E5	3.2	uR/hr	Hallway			uR/hr				uR/hr			No	
E6	3.2	uR/hr	Storage Shed			uR/hr				uR/hr			No	
E7	3.2	uR/hr	Storage Shed			uR/hr				uR/hr			No	
E8	3.2	uR/hr	Hallway		3.2	uR/hr	Closet			uR/hr			No	
E9	2.8	uR/hr	Hallway		3.2	uR/hr	Closet			uR/hr			No	
E10	2.8	uR/hr	Closet		3.2	uR/hr	Utility	Washing machine within grid.		uR/hr			No	75% accessible
E11	3.2	uR/hr	Utility	Washing machine within grid.		uR/hr				uR/hr			No	20% accessible
E12	3.2	uR/hr	Utility	Clothes dryer within grid.		uR/hr				uR/hr			No	20% accessible
E13	3.6	uR/hr	Storage			uR/hr				uR/hr			No	
F1	3.2	uR/hr	Dining Room			uR/hr				uR/hr			No	

Grid	Primary Reading	Unit	Desc.	Cell Note	2nd Reading	Unit	Desc.	Cell Note	3rd Reading	Unit	Desc.	Cell Note	Anomaly	General Notes
F2	3.2	uR/hr	Dining Room			uR/hr				uR/hr			No	
F3	3.2	uR/hr	Dining Room			uR/hr				uR/hr			No	
F4	3.2	uR/hr	Dining Room		3.2	uR/hr	Closet		2.8	uR/hr	Hallway		No	
F5	3.2	uR/hr	Closet		3.2	uR/hr	Bedroom			uR/hr			No	static taken 10 inches from floor surface in closet due to shelf
F6	3.6	uR/hr	Mech Room	Installed furnace.	3.2	uR/hr	Bedroom			uR/hr			No	static taken 23.5 inches from floor surface
F7	3.6	uR/hr	Mech Room	Installed water heater.	3.2	uR/hr	Bedroom			uR/hr			No	static taken 23.5 inches from floor surface
F8	3.2	uR/hr	Bedroom		3.2	uR/hr	Closet			uR/hr			No	
F9	3.2	uR/hr	Hallway			uR/hr				uR/hr			No	
F10	3.2	uR/hr	Bathroom		2.8	uR/hr	Closet			uR/hr			No	
F11	4.0	uR/hr	Bathroom	Grid partially contained within wall construction.		uR/hr				uR/hr			No	80% accessible
F12	3.6	uR/hr	Bathroom	Grid partially contained within wall construction.		uR/hr				uR/hr			No	80% accessible
F13	3.6	uR/hr	Bathroom			uR/hr				uR/hr			No	
G1	2.8	uR/hr	Dining Room	Installed refrigerator.	3.2	uR/hr	Kitchen			uR/hr			No	40% accesible
G2	3.2	uR/hr	Dining Room		3.2	uR/hr	Kitchen			uR/hr			No	
G3	3.2	uR/hr	Dining Room		3.2	uR/hr	Kitchen			uR/hr			No	
G4	3.2	uR/hr	Dining Room		3.2	uR/hr	Kitchen			uR/hr			No	
G5	3.2	uR/hr	Kitchen		3.2	uR/hr	Bedroom			uR/hr			No	
G6	3.2	uR/hr	Bedroom			uR/hr				uR/hr			No	
G7	2.8	uR/hr	Bedroom			uR/hr				uR/hr			No	

Grid	Primary Reading	Unit	Desc.	Cell Note	2nd Reading	Unit	Desc.	Cell Note	3rd Reading	Unit	Desc.	Cell Note	Anomaly	General Notes
G8	3.2	uR/hr	Hallway		3.2	uR/hr	Closet			uR/hr			No	
G9	3.2	uR/hr	Hallway		3.2	uR/hr	Bedroom			uR/hr			No	
G10	3.2	uR/hr	Bathroom		3.2	uR/hr	Bedroom			uR/hr			No	
G11	3.2	uR/hr	Bathroom		3.2	uR/hr	Bedroom			uR/hr			No	
G12	3.2	uR/hr	Bathroom		3.2	uR/hr	Bedroom			uR/hr			No	
G13	3.2	uR/hr	Bathroom			uR/hr				uR/hr			No	
H1	3.2	uR/hr	Kitchen	Installed refrigerator.		uR/hr				uR/hr			No	40% accessible
H2	3.6	uR/hr	Kitchen			uR/hr				uR/hr			No	
H3	3.6	uR/hr	Kitchen			uR/hr				uR/hr			No	
H4	3.6	uR/hr	Kitchen	Percentage of grid falls outside of unit.	3.2	uR/hr	Bedroom			uR/hr			No	80% accessible
H5	3.2	uR/hr	Bedroom			uR/hr				uR/hr			No	
H6	3.2	uR/hr	Bedroom			uR/hr				uR/hr			No	
H7	3.2	uR/hr	Bedroom			uR/hr				uR/hr			No	
H8	3.2	uR/hr	Closet			uR/hr				uR/hr			No	
H9	3.2	uR/hr	Bedroom		3.2	uR/hr	Closet			uR/hr			No	
H10	3.2	uR/hr	Bedroom			uR/hr				uR/hr			No	
H11	3.2	uR/hr	Bedroom			uR/hr				uR/hr			No	
H12	3.2	uR/hr	Bedroom			uR/hr				uR/hr			No	
H13	3.2	uR/hr	Closet			uR/hr				uR/hr			No	
I1	4.0	uR/hr	Kitchen	Survey performed within accessible base cabinet.		uR/hr				uR/hr			No	40% accessible
I2	4.0	uR/hr	Kitchen			uR/hr				uR/hr			No	
I3	3.6	uR/hr	Kitchen			uR/hr				uR/hr			No	
I4	3.6	uR/hr	Kitchen		3.2	uR/hr	Bedroom			uR/hr			No	80% accessible

Grid	Primary Reading	Unit	Desc.	Cell Note	2nd Reading	Unit	Desc.	Cell Note	3rd Reading	Unit	Desc.	Cell Note	Anomaly	General Notes
I5	3.2	uR/hr	Bedroom	Percentage of grid falls outside of unit.		uR/hr				uR/hr			No	20% accessible
I6	3.2	uR/hr	Bedroom	Percentage of grid falls outside of unit.		uR/hr				uR/hr			No	20% accessible
I7	3.2	uR/hr	Bedroom	Percentage of grid falls outside of unit.		uR/hr				uR/hr			No	20% accessible
I8	3.6	uR/hr	Closet	Percentage of grid falls outside of unit.		uR/hr				uR/hr			No	
I9	3.2	uR/hr	Bedroom		3.2	uR/hr	Closet			uR/hr			No	
I10	3.2	uR/hr	Bedroom			uR/hr				uR/hr			No	
I11	3.2	uR/hr	Bedroom			uR/hr				uR/hr			No	
I12	3.2	uR/hr	Bedroom			uR/hr				uR/hr			No	
I13	3.6	uR/hr	Closet			uR/hr				uR/hr			No	
J1	4.4	uR/hr	Kitchen			uR/hr				uR/hr			No	
J2	4.4	uR/hr	Kitchen	Survey performed within accessible base cabinet.		uR/hr				uR/hr			No	80% accessible
J3	4.0	uR/hr	Kitchen			uR/hr				uR/hr			No	
J4	3.2	uR/hr	Kitchen	Percentage of grid falls outside of unit.		uR/hr				uR/hr			No	60% accessible
J5		uR/hr	Kitchen	Grids are outside unit interior boundary.		uR/hr				uR/hr			No	outside floor plan
J9	3.6	uR/hr	Bedroom			uR/hr				uR/hr			No	
J10	3.6	uR/hr	Bedroom			uR/hr				uR/hr			No	
J11	3.2	uR/hr	Bedroom			uR/hr				uR/hr			No	
J12	3.6	uR/hr	Bedroom			uR/hr				uR/hr			No	
J13	3.6	uR/hr	Closet			uR/hr				uR/hr			No	

Grid	Primary Reading	Unit	Desc.	Cell Note	2nd Reading	Unit	Desc.	Cell Note	3rd Reading	Unit	Desc.	Cell Note	Anomaly	General Notes
K1	4.4	uR/hr	Kitchen			uR/hr				uR/hr			No	20% accessible
K2	4.4	uR/hr	Kitchen	Survey performed within accessible base cabinet.		uR/hr				uR/hr			No	20% accessible, 10 inches from floor surface under cabinet
K3	4.0	uR/hr	Kitchen	Percentage of grid falls outside of unit.		uR/hr				uR/hr			No	20% accessible
K4	4.0	uR/hr	Kitchen	Percentage of grid falls outside of unit.		uR/hr				uR/hr			No	20% accessible
K5		uR/hr	Kitchen	Grids are outside unit interior boundary.		uR/hr				uR/hr			No	outside floor plan
K9	2.8	uR/hr	Bedroom	Percentage of grid falls outside of unit.		uR/hr				uR/hr			No	10% accessible
K10	3.6	uR/hr	Bedroom	Percentage of grid falls outside of unit.		uR/hr				uR/hr			No	10% accessible
K11	3.6	uR/hr	Bedroom	Percentage of grid falls outside of unit.		uR/hr				uR/hr			No	10% accessible
K12	3.6	uR/hr	Bedroom	Percentage of grid falls outside of unit.		uR/hr				uR/hr			No	10% accessible
K13	3.6	uR/hr	Closet	Percentage of grid falls outside of unit.		uR/hr				uR/hr			No	10% accessible

CBI Supervisor : Natalie Rothell

Signature :

Senior Technician : Ricky Luguna

Signature :

Signoff Notes:

Summary Report
1408 Sturgeon Street Unit G1

Unit Summary :

Completion Date:	6/24/2014 11:25 AM
Instrument:	193-6
Serial #:	293633
Layout:	Garage
Background Reading:	3.6 uR/hr
Dimensions (m):	D 8.1 W 3.3
Unit Furnished:	Yes
Tenant Present:	Yes
Unit Notes:	

Summary Statistics :

Total # of Readings:	36	
Average:	3.72	uR/hr
Standard Deviation:	0.19	uR/hr
Minimum:	3.60	uR/hr
Maximum:	4.00	uR/hr
Median:	3.60	uR/hr
# Anomalies:	0	

Grid Legend:

- No anomalous measurements
- Inaccessible (no measurement collected)
- Anomaly (elevated measurement)

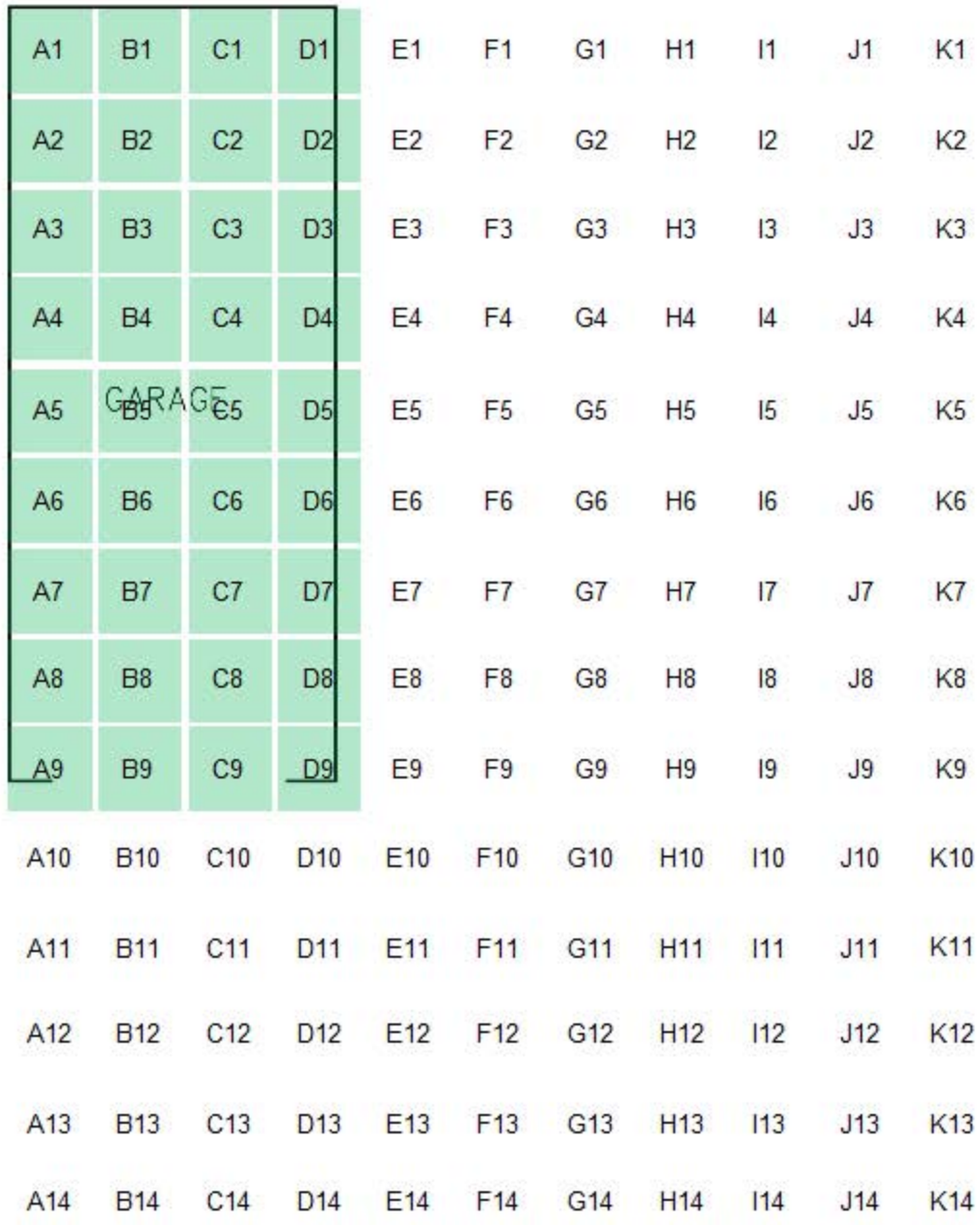

Survey Information:

Grid	Primary Reading	Unit	Desc.	Cell Note	2nd Reading	Unit	Desc.	Cell Note	3rd Reading	Unit	Desc.	Cell Note	Anomaly	General Notes
A1	3.6	uR/hr	Garage			uR/hr				uR/hr			No	
A2	3.6	uR/hr	Garage			uR/hr				uR/hr			No	
A3	3.6	uR/hr	Garage			uR/hr				uR/hr			No	
A4	3.6	uR/hr	Garage			uR/hr				uR/hr			No	
A5	3.6	uR/hr	Garage			uR/hr				uR/hr			No	
A6	3.6	uR/hr	Garage			uR/hr				uR/hr			No	
A7	3.6	uR/hr	Garage			uR/hr				uR/hr			No	
A8	3.6	uR/hr	Garage			uR/hr				uR/hr			No	
A9	3.6	uR/hr	Garage	Percentage of grid falls outside of unit.		uR/hr				uR/hr			No	10% accessible
B1	3.6	uR/hr	Garage			uR/hr				uR/hr			No	
B2	3.6	uR/hr	Garage			uR/hr				uR/hr			No	
B3	4.0	uR/hr	Garage			uR/hr				uR/hr			No	
B4	4.0	uR/hr	Garage			uR/hr				uR/hr			No	
B5	3.6	uR/hr	Garage			uR/hr				uR/hr			No	
B6	3.6	uR/hr	Garage			uR/hr				uR/hr			No	
B7	3.6	uR/hr	Garage			uR/hr				uR/hr			No	
B8	3.6	uR/hr	Garage			uR/hr				uR/hr			No	
B9	3.6	uR/hr	Garage	Percentage of grid falls outside of unit.		uR/hr				uR/hr			No	10% accessible
C1	3.6	uR/hr	Garage			uR/hr				uR/hr			No	
C2	3.6	uR/hr	Garage			uR/hr				uR/hr			No	
C3	3.6	uR/hr	Garage			uR/hr				uR/hr			No	
C4	3.6	uR/hr	Garage			uR/hr				uR/hr			No	
C5	3.6	uR/hr	Garage			uR/hr				uR/hr			No	
C6	4.0	uR/hr	Garage			uR/hr				uR/hr			No	
C7	4.0	uR/hr	Garage			uR/hr				uR/hr			No	

Grid	Primary Reading	Unit	Desc.	Cell Note	2nd Reading	Unit	Desc.	Cell Note	3rd Reading	Unit	Desc.	Cell Note	Anomaly	General Notes
C8	3.6	uR/hr	Garage			uR/hr				uR/hr			No	
C9	4.0	uR/hr	Garage	Percentage of grid falls outside of unit.		uR/hr				uR/hr			No	10% accessible
D1	3.6	uR/hr	Garage	Percentage of grid falls outside of unit.		uR/hr				uR/hr			No	30% accessible
D2	3.6	uR/hr	Garage	Percentage of grid falls outside of unit.		uR/hr				uR/hr			No	30% accessible
D3	4.0	uR/hr	Garage	Percentage of grid falls outside of unit.		uR/hr				uR/hr			No	30% accessible
D4	4.0	uR/hr	Garage	Percentage of grid falls outside of unit.		uR/hr				uR/hr			No	30% accessible
D5	4.0	uR/hr	Garage	Percentage of grid falls outside of unit.		uR/hr				uR/hr			No	30% accessible
D6	4.0	uR/hr	Garage	Percentage of grid falls outside of unit.		uR/hr				uR/hr			No	30% accessible
D7	4.0	uR/hr	Garage	Percentage of grid falls outside of unit.		uR/hr				uR/hr			No	30% accessible
D8	4.0	uR/hr	Garage	Percentage of grid falls outside of unit.		uR/hr				uR/hr			No	30% accessible
D9	3.6	uR/hr	Garage	Percentage of grid falls outside of unit.		uR/hr				uR/hr			No	10% accessible

CBI Supervisor : Tina Piquet

Signature :

Senior Technician : Daphne Degering

Signature :



Signoff Notes:

Summary Report
1408 Sturgeon Street Unit G2

Unit Summary :

Completion Date:	6/25/2014 9:01 AM
Instrument:	193-6
Serial #:	293633
Layout:	Garage
Background Reading:	3.6 uR/hr
Dimensions (m):	D 8.1 W 3.3
Unit Furnished:	Yes
Tenant Present:	Yes
Unit Notes:	

Summary Statistics :

Total # of Readings:	36	
Average:	3.61	uR/hr
Standard Deviation:	0.12	uR/hr
Minimum:	3.20	uR/hr
Maximum:	4.00	uR/hr
Median:	3.60	uR/hr
# Anomalies:	0	

Grid Legend:

- No anomalous measurements
- Inaccessible (no measurement collected)
- Anomaly (elevated measurement)

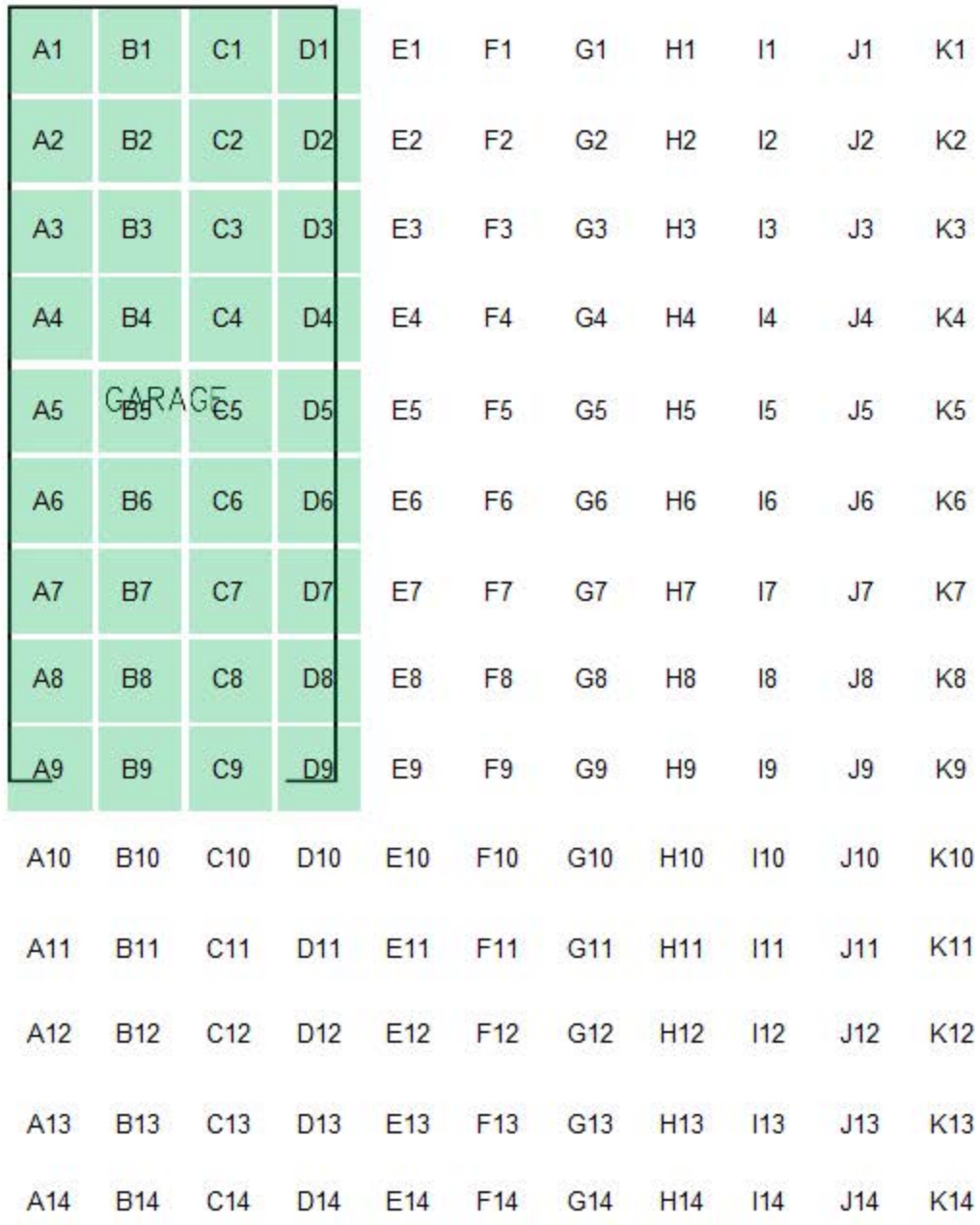

Survey Information:

Grid	Primary Reading	Unit	Desc.	Cell Note	2nd Reading	Unit	Desc.	Cell Note	3rd Reading	Unit	Desc.	Cell Note	Anomaly	General Notes
A1	3.6	uR/hr	Garage			uR/hr				uR/hr			No	
A2	3.6	uR/hr	Garage			uR/hr				uR/hr			No	
A3	3.6	uR/hr	Garage			uR/hr				uR/hr			No	
A4	4.0	uR/hr	Garage			uR/hr				uR/hr			No	
A5	4.0	uR/hr	Garage			uR/hr				uR/hr			No	
A6	3.6	uR/hr	Garage			uR/hr				uR/hr			No	
A7	3.6	uR/hr	Garage			uR/hr				uR/hr			No	
A8	3.6	uR/hr	Garage			uR/hr				uR/hr			No	
A9	3.6	uR/hr	Garage	Percentage of grid falls outside of unit.		uR/hr				uR/hr			No	10% accessible
B1	3.6	uR/hr	Garage			uR/hr				uR/hr			No	
B2	3.6	uR/hr	Garage			uR/hr				uR/hr			No	
B3	3.6	uR/hr	Garage			uR/hr				uR/hr			No	
B4	3.6	uR/hr	Garage			uR/hr				uR/hr			No	
B5	3.6	uR/hr	Garage			uR/hr				uR/hr			No	
B6	3.6	uR/hr	Garage			uR/hr				uR/hr			No	
B7	3.6	uR/hr	Garage			uR/hr				uR/hr			No	
B8	3.6	uR/hr	Garage			uR/hr				uR/hr			No	
B9	3.6	uR/hr	Garage	Percentage of grid falls outside of unit.		uR/hr				uR/hr			No	10% accessible
C1	3.6	uR/hr	Garage			uR/hr				uR/hr			No	
C2	3.6	uR/hr	Garage			uR/hr				uR/hr			No	
C3	3.6	uR/hr	Garage			uR/hr				uR/hr			No	
C4	3.6	uR/hr	Garage			uR/hr				uR/hr			No	
C5	3.6	uR/hr	Garage			uR/hr				uR/hr			No	
C6	3.6	uR/hr	Garage			uR/hr				uR/hr			No	
C7	3.6	uR/hr	Garage			uR/hr				uR/hr			No	

Grid	Primary Reading	Unit	Desc.	Cell Note	2nd Reading	Unit	Desc.	Cell Note	3rd Reading	Unit	Desc.	Cell Note	Anomaly	General Notes
C8	3.6	uR/hr	Garage			uR/hr				uR/hr			No	
C9	3.6	uR/hr	Garage	Percentage of grid falls outside of unit.		uR/hr				uR/hr			No	10% accessible
D1	3.6	uR/hr	Garage	Percentage of grid falls outside of unit.		uR/hr				uR/hr			No	30% accessible
D2	3.6	uR/hr	Garage	Percentage of grid falls outside of unit.		uR/hr				uR/hr			No	30% accessible
D3	3.6	uR/hr	Garage	Percentage of grid falls outside of unit.		uR/hr				uR/hr			No	30% accessible
D4	3.6	uR/hr	Garage	Percentage of grid falls outside of unit.		uR/hr				uR/hr			No	30% accessible
D5	3.6	uR/hr	Garage	Percentage of grid falls outside of unit.		uR/hr				uR/hr			No	30% accessible
D6	3.6	uR/hr	Garage	Percentage of grid falls outside of unit.		uR/hr				uR/hr			No	30% accessible
D7	3.6	uR/hr	Garage	Percentage of grid falls outside of unit.		uR/hr				uR/hr			No	30% accessible
D8	3.6	uR/hr	Garage	Percentage of grid falls outside of unit.		uR/hr				uR/hr			No	30% accessible
D9	3.2	uR/hr	Garage	Percentage of grid falls outside of unit.		uR/hr				uR/hr			No	5% accessible

CBI Supervisor : Tina Piquet

Signature :

Signoff Notes:

Senior Technician : Daphne Degering

Signature :

Summary Report
1408 Sturgeon Street Unit G3

Unit Summary :

Completion Date:	6/25/2014 9:06 AM
Instrument:	193-6
Serial #:	309099
Layout:	Garage
Background Reading:	3.2 uR/hr
Dimensions (m):	D 8.15 W 3.32
Unit Furnished:	Yes
Tenant Present:	No
Unit Notes:	

Summary Statistics :

Total # of Readings:	36	
Average:	3.47	uR/hr
Standard Deviation:	0.23	uR/hr
Minimum:	3.20	uR/hr
Maximum:	4.00	uR/hr
Median:	3.60	uR/hr
# Anomalies:	0	

Grid Legend:

- No anomalous measurements
- Inaccessible (no measurement collected)
- Anomaly (elevated measurement)

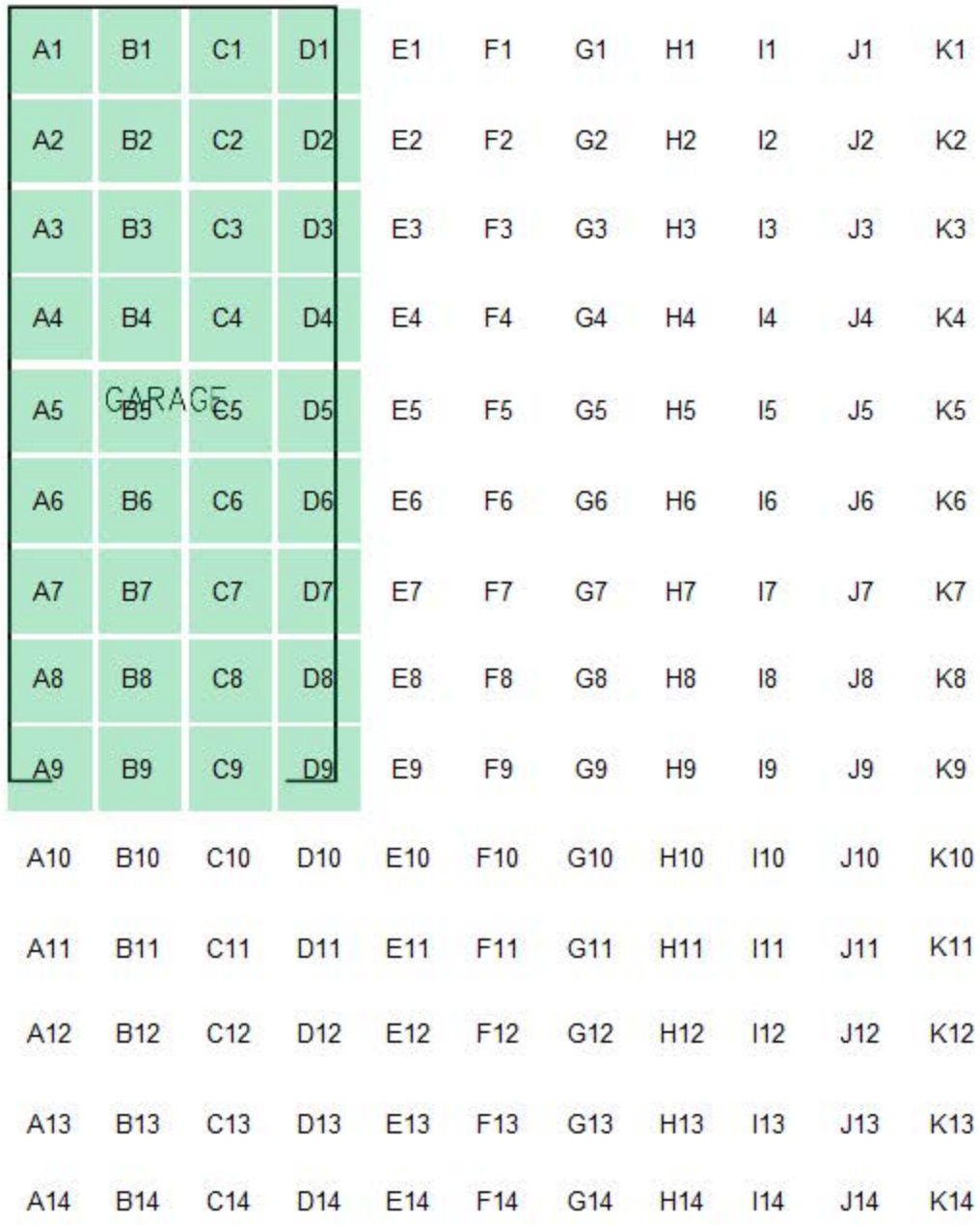

Survey Information:

Grid	Primary Reading	Unit	Desc.	Cell Note	2nd Reading	Unit	Desc.	Cell Note	3rd Reading	Unit	Desc.	Cell Note	Anomaly	General Notes
A1	4.0	uR/hr	Garage			uR/hr				uR/hr			No	
A2	3.6	uR/hr	Garage			uR/hr				uR/hr			No	
A3	3.6	uR/hr	Garage			uR/hr				uR/hr			No	
A4	3.6	uR/hr	Garage			uR/hr				uR/hr			No	
A5	3.6	uR/hr	Garage			uR/hr				uR/hr			No	
A6	3.6	uR/hr	Garage			uR/hr				uR/hr			No	
A7	3.6	uR/hr	Garage			uR/hr				uR/hr			No	
A8	3.6	uR/hr	Garage			uR/hr				uR/hr			No	
A9	3.2	uR/hr	Garage	Percentage of grid falls outside of unit.		uR/hr				uR/hr			No	10% accessible
B1	4.0	uR/hr	Garage			uR/hr				uR/hr			No	
B2	3.6	uR/hr	Garage			uR/hr				uR/hr			No	
B3	3.6	uR/hr	Garage			uR/hr				uR/hr			No	
B4	3.6	uR/hr	Garage			uR/hr				uR/hr			No	
B5	3.6	uR/hr	Garage			uR/hr				uR/hr			No	
B6	3.6	uR/hr	Garage			uR/hr				uR/hr			No	
B7	3.2	uR/hr	Garage			uR/hr				uR/hr			No	
B8	3.6	uR/hr	Garage			uR/hr				uR/hr			No	
B9	3.2	uR/hr	Garage	Percentage of grid falls outside of unit.		uR/hr				uR/hr			No	10% accessible
C1	3.6	uR/hr	Garage			uR/hr				uR/hr			No	
C2	3.6	uR/hr	Garage			uR/hr				uR/hr			No	
C3	3.6	uR/hr	Garage			uR/hr				uR/hr			No	
C4	3.6	uR/hr	Garage			uR/hr				uR/hr			No	
C5	3.2	uR/hr	Garage			uR/hr				uR/hr			No	
C6	3.6	uR/hr	Garage			uR/hr				uR/hr			No	
C7	3.2	uR/hr	Garage			uR/hr				uR/hr			No	

Grid	Primary Reading	Unit	Desc.	Cell Note	2nd Reading	Unit	Desc.	Cell Note	3rd Reading	Unit	Desc.	Cell Note	Anomaly	General Notes
C8	3.2	uR/hr	Garage			uR/hr				uR/hr			No	
C9	3.2	uR/hr	Garage	Percentage of grid falls outside of unit.		uR/hr				uR/hr			No	10% accessible
D1	3.6	uR/hr	Garage	Percentage of grid falls outside of unit.		uR/hr				uR/hr			No	20% accessible, static taken 10 inches from floor surface due to shelf
D2	3.2	uR/hr	Garage	Percentage of grid falls outside of unit.		uR/hr				uR/hr			No	20% accessible
D3	3.2	uR/hr	Garage	Percentage of grid falls outside of unit.		uR/hr				uR/hr			No	20% accessible
D4	3.2	uR/hr	Garage	Percentage of grid falls outside of unit.		uR/hr				uR/hr			No	20% accessible
D5	3.2	uR/hr	Garage	Percentage of grid falls outside of unit.		uR/hr				uR/hr			No	20% accessible
D6	3.2	uR/hr	Garage	Percentage of grid falls outside of unit.		uR/hr				uR/hr			No	20% accessible
D7	3.6	uR/hr	Garage	Percentage of grid falls outside of unit.		uR/hr				uR/hr			No	20% accessible
D8	3.2	uR/hr	Garage	Percentage of grid falls outside of unit.		uR/hr				uR/hr			No	20% accessible
D9	3.2	uR/hr	Garage	Percentage of grid falls outside of unit.		uR/hr				uR/hr			No	10% accessible

CBI Supervisor : Natalie Rothell

Signature :

Senior Technician : Ricky Luguna

Signature :

Signoff Notes:

Summary Report
1408 Sturgeon Street Unit G4

Unit Summary :

Completion Date:	6/25/2014 3:50 PM
Instrument:	193-6
Serial #:	309110
Layout:	Garage
Background Reading:	3.6 uR/hr
Dimensions (m):	D 8.2 W 3.3
Unit Furnished:	Yes
Tenant Present:	No
Unit Notes:	

Summary Statistics :

Total # of Readings:	36	
Average:	3.78	uR/hr
Standard Deviation:	0.20	uR/hr
Minimum:	3.60	uR/hr
Maximum:	4.00	uR/hr
Median:	3.60	uR/hr
# Anomalies:	0	

Grid Legend:

- No anomalous measurements
- Inaccessible (no measurement collected)
- Anomaly (elevated measurement)

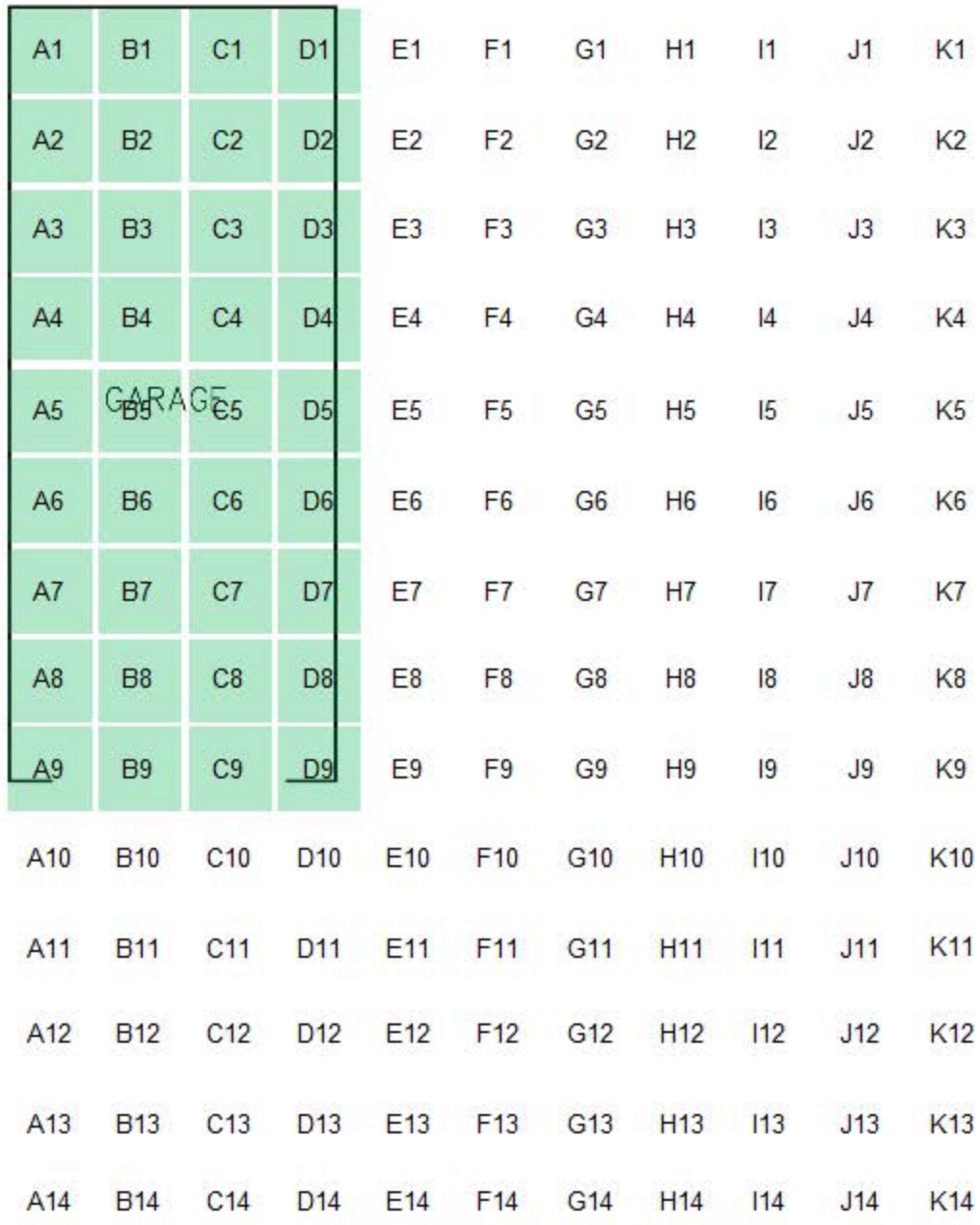

Survey Information:

Grid	Primary Reading	Unit	Desc.	Cell Note	2nd Reading	Unit	Desc.	Cell Note	3rd Reading	Unit	Desc.	Cell Note	Anomaly	General Notes
A1	4.0	uR/hr	Garage			uR/hr				uR/hr			No	
A2	3.6	uR/hr	Garage			uR/hr				uR/hr			No	
A3	3.6	uR/hr	Garage			uR/hr				uR/hr			No	
A4	3.6	uR/hr	Garage			uR/hr				uR/hr			No	
A5	3.6	uR/hr	Garage			uR/hr				uR/hr			No	
A6	3.6	uR/hr	Garage			uR/hr				uR/hr			No	
A7	3.6	uR/hr	Garage			uR/hr				uR/hr			No	
A8	3.6	uR/hr	Garage			uR/hr				uR/hr			No	
A9	3.6	uR/hr	Garage	Percentage of grid falls outside of unit.		uR/hr				uR/hr			No	20% accessible
B1	4.0	uR/hr	Garage			uR/hr				uR/hr			No	
B2	3.6	uR/hr	Garage			uR/hr				uR/hr			No	
B3	3.6	uR/hr	Garage			uR/hr				uR/hr			No	
B4	3.6	uR/hr	Garage			uR/hr				uR/hr			No	
B5	3.6	uR/hr	Garage			uR/hr				uR/hr			No	
B6	3.6	uR/hr	Garage			uR/hr				uR/hr			No	
B7	3.6	uR/hr	Garage			uR/hr				uR/hr			No	
B8	3.6	uR/hr	Garage			uR/hr				uR/hr			No	
B9	3.6	uR/hr	Garage	Percentage of grid falls outside of unit.		uR/hr				uR/hr			No	20% accessible
C1	4.0	uR/hr	Garage			uR/hr				uR/hr			No	
C2	4.0	uR/hr	Garage			uR/hr				uR/hr			No	
C3	3.6	uR/hr	Garage			uR/hr				uR/hr			No	
C4	4.0	uR/hr	Garage			uR/hr				uR/hr			No	
C5	3.6	uR/hr	Garage			uR/hr				uR/hr			No	
C6	4.0	uR/hr	Garage			uR/hr				uR/hr			No	
C7	4.0	uR/hr	Garage			uR/hr				uR/hr			No	

Grid	Primary Reading	Unit	Desc.	Cell Note	2nd Reading	Unit	Desc.	Cell Note	3rd Reading	Unit	Desc.	Cell Note	Anomaly	General Notes
C8	4.0	uR/hr	Garage			uR/hr				uR/hr			No	
C9	3.6	uR/hr	Garage	Percentage of grid falls outside of unit.		uR/hr				uR/hr			No	20% accessible
D1	4.0	uR/hr	Garage	Percentage of grid falls outside of unit.		uR/hr				uR/hr			No	30% accessible
D2	4.0	uR/hr	Garage	Percentage of grid falls outside of unit.		uR/hr				uR/hr			No	30% accessible
D3	4.0	uR/hr	Garage	Percentage of grid falls outside of unit.		uR/hr				uR/hr			No	30% accessible
D4	4.0	uR/hr	Garage	Percentage of grid falls outside of unit.		uR/hr				uR/hr			No	30% accessible
D5	4.0	uR/hr	Garage	Percentage of grid falls outside of unit.		uR/hr				uR/hr			No	30% accessible
D6	4.0	uR/hr	Garage	Percentage of grid falls outside of unit.		uR/hr				uR/hr			No	30% accessible
D7	4.0	uR/hr	Garage	Percentage of grid falls outside of unit.		uR/hr				uR/hr			No	30% accessible
D8	4.0	uR/hr	Garage	Percentage of grid falls outside of unit.		uR/hr				uR/hr			No	30% accessible
D9	3.6	uR/hr	Garage	Percentage of grid falls outside of unit.		uR/hr				uR/hr			No	15% accessible

CBI Supervisor : Carlos Bernal

Signature :

Signoff Notes:

Senior Technician : Antonio Neotti

Signature :

Summary Report
1408 Sturgeon Street Unit G5

Unit Summary :

Completion Date:	6/25/2014 9:10 AM
Instrument:	193-6
Serial #:	309119
Layout:	Garage
Background Reading:	3.6 uR/hr
Dimensions (m):	D 8.08 W
Unit Furnished:	Yes
Tenant Present:	Yes
Unit Notes:	

Summary Statistics :

Total # of Readings:	36	
Average:	3.34	uR/hr
Standard Deviation:	0.19	uR/hr
Minimum:	3.20	uR/hr
Maximum:	3.60	uR/hr
Median:	3.20	uR/hr
# Anomalies:	0	

Grid Legend:

- No anomalous measurements
- Inaccessible (no measurement collected)
- Anomaly (elevated measurement)

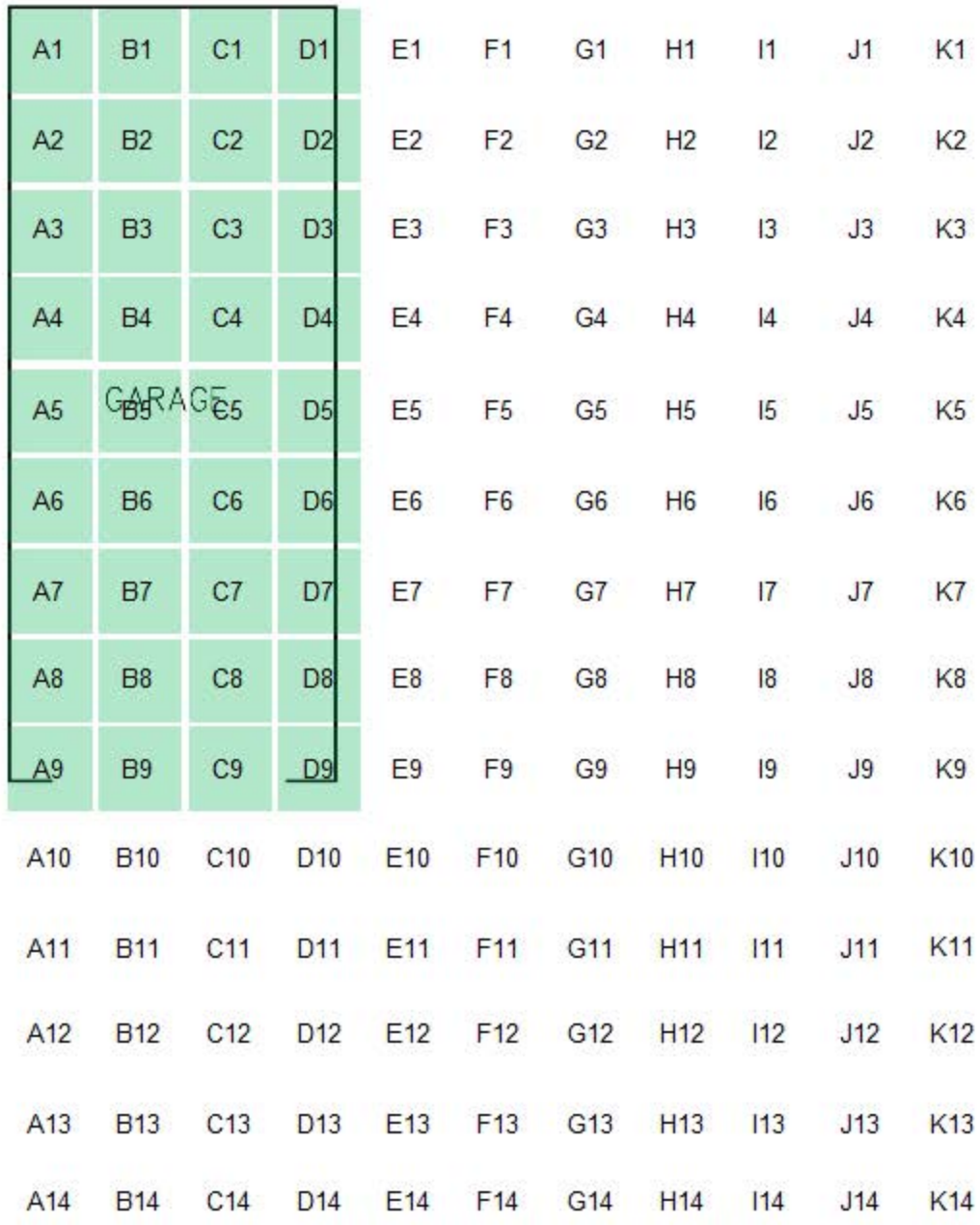

Survey Information:

Grid	Primary Reading	Unit	Desc.	Cell Note	2nd Reading	Unit	Desc.	Cell Note	3rd Reading	Unit	Desc.	Cell Note	Anomaly	General Notes
A1	3.2	uR/hr	Garage			uR/hr				uR/hr			No	
A2	3.2	uR/hr	Garage			uR/hr				uR/hr			No	
A3	3.2	uR/hr	Garage			uR/hr				uR/hr			No	
A4	3.6	uR/hr	Garage			uR/hr				uR/hr			No	
A5	3.2	uR/hr	Garage			uR/hr				uR/hr			No	
A6	3.6	uR/hr	Garage			uR/hr				uR/hr			No	
A7	3.2	uR/hr	Garage			uR/hr				uR/hr			No	
A8	3.6	uR/hr	Garage			uR/hr				uR/hr			No	
A9	3.2	uR/hr	Garage	Percentage of grid falls outside of unit.		uR/hr				uR/hr			No	20% accessible, remainder is outside unit
B1	3.2	uR/hr	Garage			uR/hr				uR/hr			No	
B2	3.2	uR/hr	Garage			uR/hr				uR/hr			No	
B3	3.2	uR/hr	Garage			uR/hr				uR/hr			No	
B4	3.6	uR/hr	Garage			uR/hr				uR/hr			No	
B5	3.6	uR/hr	Garage			uR/hr				uR/hr			No	
B6	3.6	uR/hr	Garage			uR/hr				uR/hr			No	
B7	3.6	uR/hr	Garage			uR/hr				uR/hr			No	
B8	3.6	uR/hr	Garage			uR/hr				uR/hr			No	
B9	3.6	uR/hr	Garage	Percentage of grid falls outside of unit.		uR/hr				uR/hr			No	20% accessible, remainder is outside unit
C1	3.2	uR/hr	Garage			uR/hr				uR/hr			No	
C2	3.2	uR/hr	Garage			uR/hr				uR/hr			No	
C3	3.2	uR/hr	Garage			uR/hr				uR/hr			No	
C4	3.6	uR/hr	Garage			uR/hr				uR/hr			No	
C5	3.6	uR/hr	Garage			uR/hr				uR/hr			No	
C6	3.6	uR/hr	Garage			uR/hr				uR/hr			No	

Grid	Primary Reading	Unit	Desc.	Cell Note	2nd Reading	Unit	Desc.	Cell Note	3rd Reading	Unit	Desc.	Cell Note	Anomaly	General Notes
C7	3.2	uR/hr	Garage			uR/hr				uR/hr			No	
C8	3.2	uR/hr	Garage			uR/hr				uR/hr			No	
C9	3.6	uR/hr	Garage	Percentage of grid falls outside of unit.		uR/hr				uR/hr			No	20% accessible, remainder is outside unit
D1	3.2	uR/hr	Garage	Percentage of grid falls outside of unit.		uR/hr				uR/hr			No	20% accessible, remainder is outside unit
D2	3.2	uR/hr	Garage	Percentage of grid falls outside of unit.		uR/hr				uR/hr			No	20% accessible, remainder is outside unit
D3	3.2	uR/hr	Garage	Percentage of grid falls outside of unit.		uR/hr				uR/hr			No	20% accessible, remainder is outside unit
D4	3.2	uR/hr	Garage	Percentage of grid falls outside of unit.		uR/hr				uR/hr			No	20% accessible, remainder is outside unit
D5	3.2	uR/hr	Garage	Percentage of grid falls outside of unit.		uR/hr				uR/hr			No	20% accessible, remainder is outside unit
D6	3.2	uR/hr	Garage	Percentage of grid falls outside of unit.		uR/hr				uR/hr			No	20% accessible, remainder is outside unit
D7	3.2	uR/hr	Garage	Percentage of grid falls outside of unit.		uR/hr				uR/hr			No	20% accessible, remainder is outside unit
D8	3.2	uR/hr	Garage	Percentage of grid falls outside of unit.		uR/hr				uR/hr			No	20% accessible, remainder is outside unit
D9	3.2	uR/hr	Garage	Percentage of grid falls outside of unit.		uR/hr				uR/hr			No	10% accessible, remainder is outside unit

CBI Supervisor : Steve Phelps

Signature :

Signoff Notes:

Senior Technician : Efraim Ramirez

Signature :

Summary Report
1408 Sturgeon Street Unit G6

Unit Summary :

Completion Date:	6/24/2014 2:16 PM
Instrument:	193-6
Serial #:	309099
Layout:	Garage
Background Reading:	3.2 uR/hr
Dimensions (m):	D 8.14 W 3.33
Unit Furnished:	Yes
Tenant Present:	Yes
Unit Notes:	

Summary Statistics :

Total # of Readings:	36	
Average:	3.39	uR/hr
Standard Deviation:	0.20	uR/hr
Minimum:	3.20	uR/hr
Maximum:	3.60	uR/hr
Median:	3.20	uR/hr
# Anomalies:	0	

Grid Legend:

- No anomalous measurements
- Inaccessible (no measurement collected)
- Anomaly (elevated measurement)

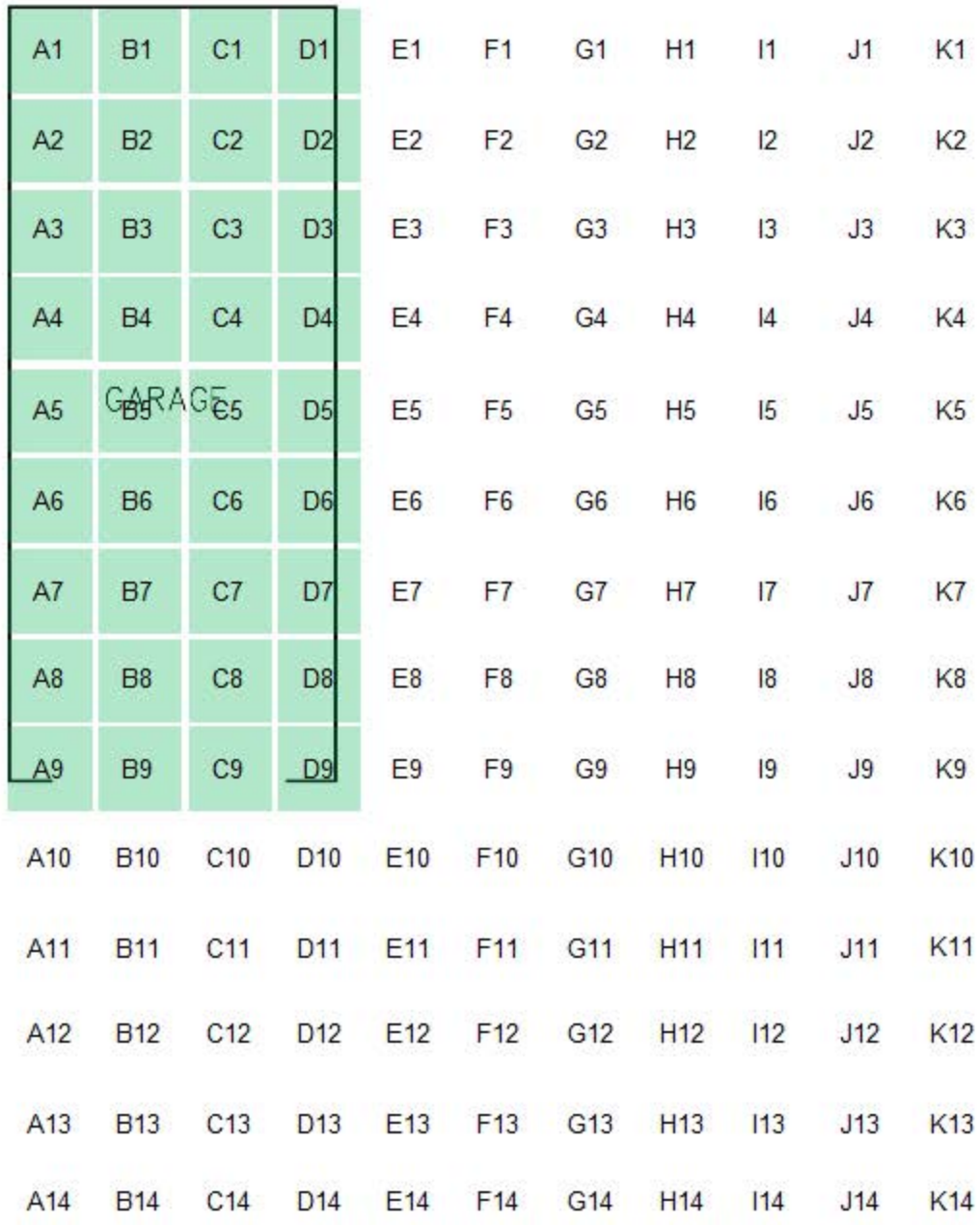

Survey Information:

Grid	Primary Reading	Unit	Desc.	Cell Note	2nd Reading	Unit	Desc.	Cell Note	3rd Reading	Unit	Desc.	Cell Note	Anomaly	General Notes
A1	3.2	uR/hr	Garage			uR/hr				uR/hr			No	
A2	3.2	uR/hr	Garage			uR/hr				uR/hr			No	
A3	3.6	uR/hr	Garage			uR/hr				uR/hr			No	
A4	3.6	uR/hr	Garage			uR/hr				uR/hr			No	
A5	3.6	uR/hr	Garage			uR/hr				uR/hr			No	
A6	3.6	uR/hr	Garage			uR/hr				uR/hr			No	
A7	3.6	uR/hr	Garage			uR/hr				uR/hr			No	
A8	3.6	uR/hr	Garage			uR/hr				uR/hr			No	
A9	3.6	uR/hr	Garage	Percentage of grid falls outside of unit.		uR/hr				uR/hr			No	10% accessible
B1	3.2	uR/hr	Garage			uR/hr				uR/hr			No	
B2	3.2	uR/hr	Garage			uR/hr				uR/hr			No	
B3	3.6	uR/hr	Garage			uR/hr				uR/hr			No	
B4	3.6	uR/hr	Garage			uR/hr				uR/hr			No	
B5	3.2	uR/hr	Garage			uR/hr				uR/hr			No	
B6	3.6	uR/hr	Garage			uR/hr				uR/hr			No	
B7	3.2	uR/hr	Garage			uR/hr				uR/hr			No	
B8	3.6	uR/hr	Garage			uR/hr				uR/hr			No	
B9	3.6	uR/hr	Garage	Percentage of grid falls outside of unit.		uR/hr				uR/hr			No	10% accessible
C1	3.2	uR/hr	Garage			uR/hr				uR/hr			No	
C2	3.2	uR/hr	Garage			uR/hr				uR/hr			No	
C3	3.2	uR/hr	Garage			uR/hr				uR/hr			No	
C4	3.2	uR/hr	Garage			uR/hr				uR/hr			No	
C5	3.6	uR/hr	Garage			uR/hr				uR/hr			No	
C6	3.6	uR/hr	Garage			uR/hr				uR/hr			No	
C7	3.2	uR/hr	Garage			uR/hr				uR/hr			No	

Grid	Primary Reading	Unit	Desc.	Cell Note	2nd Reading	Unit	Desc.	Cell Note	3rd Reading	Unit	Desc.	Cell Note	Anomaly	General Notes
C8	3.2	uR/hr	Garage			uR/hr				uR/hr			No	
C9	3.6	uR/hr	Garage	Percentage of grid falls outside of unit.		uR/hr				uR/hr			No	10% accessible
D1	3.2	uR/hr	Garage	Percentage of grid falls outside of unit.		uR/hr				uR/hr			No	20% accessible
D2	3.2	uR/hr	Garage	Percentage of grid falls outside of unit.		uR/hr				uR/hr			No	20% accessible
D3	3.2	uR/hr	Garage	Percentage of grid falls outside of unit.		uR/hr				uR/hr			No	20% accessible
D4	3.6	uR/hr	Garage	Percentage of grid falls outside of unit.		uR/hr				uR/hr			No	20% accessible
D5	3.6	uR/hr	Garage	Percentage of grid falls outside of unit.		uR/hr				uR/hr			No	20% accessible
D6	3.2	uR/hr	Garage	Percentage of grid falls outside of unit.		uR/hr				uR/hr			No	20% accessible
D7	3.2	uR/hr	Garage	Percentage of grid falls outside of unit.		uR/hr				uR/hr			No	20% accessible
D8	3.2	uR/hr	Garage	Percentage of grid falls outside of unit.		uR/hr				uR/hr			No	20% accessible
D9	3.2	uR/hr	Garage	Percentage of grid falls outside of unit.		uR/hr				uR/hr			No	10% accessible

CBI Supervisor : Natalie Rothell

Signature :

Senior Technician : Ricky Luguna

Signature :

Signoff Notes:

Summary Report
1409 Flounder Court Unit A

Unit Summary :

Completion Date:	6/20/2014 2:18 PM
Instrument:	193-6
Serial #:	293633
Layout:	Floor Plan 8
Background Reading:	3.6 uR/hr
Dimensions (m):	D 12.4 W 10.1
Unit Furnished:	Yes
Tenant Present:	Yes
Unit Notes:	

Summary Statistics :

Total # of Readings:	105	
Average:	3.67	uR/hr
Standard Deviation:	0.31	uR/hr
Minimum:	3.20	uR/hr
Maximum:	5.60	uR/hr
Median:	3.60	uR/hr
# Anomalies:	0	

Grid Legend:

- No anomalous measurements
- Inaccessible (no measurement collected)
- Anomaly (elevated measurement)

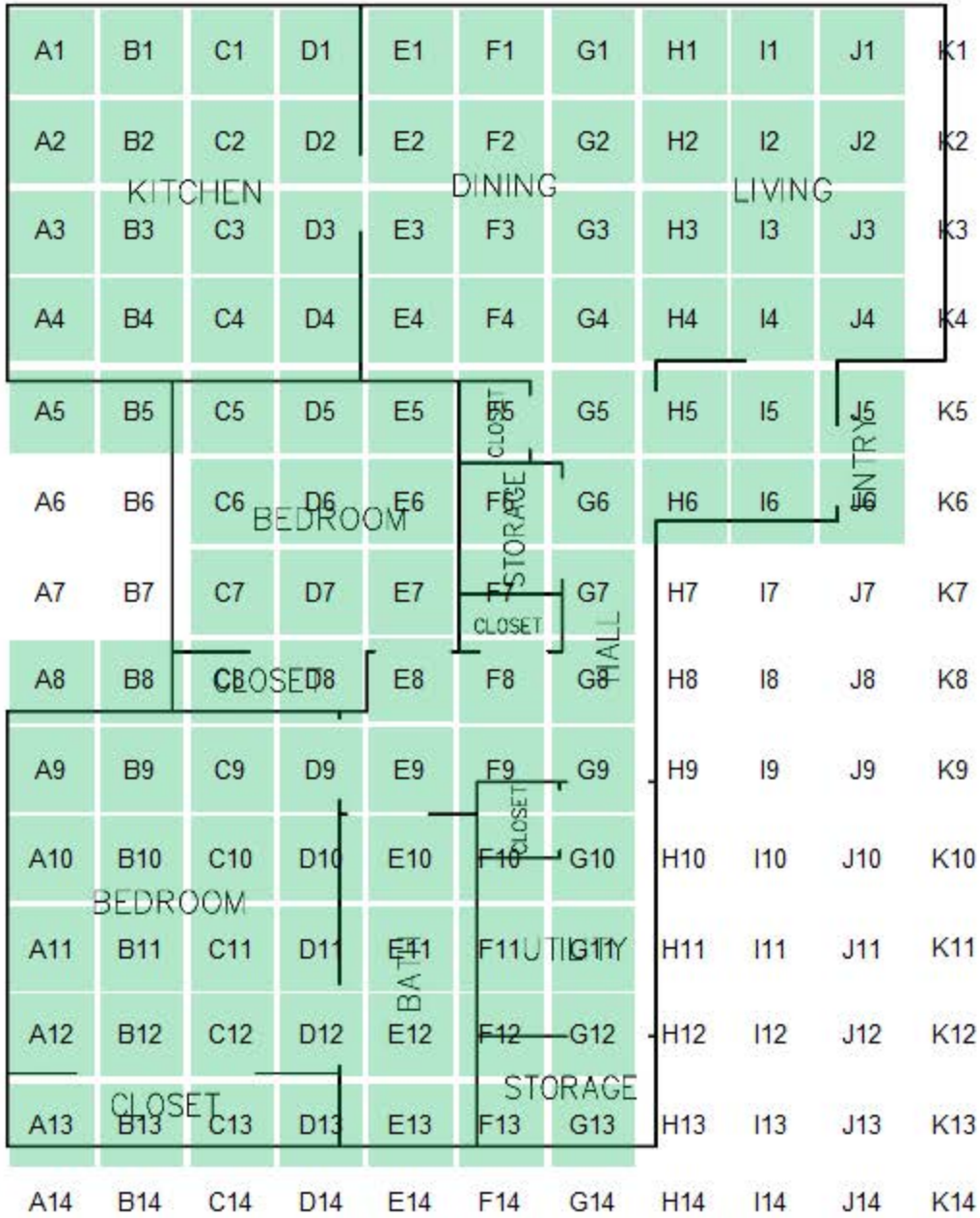

Survey Information:

Grid	Reading	Reading Units	Anomaly	Notes	Cell Description	Second Reading	Second Reading Units	Second Reading Cell Description
A1	3.6	uR/hr	No		Kitchen		uR/hr	
A2	3.6	uR/hr	No		Kitchen		uR/hr	
A3	4.0	uR/hr	No		Kitchen		uR/hr	
A4	4.0	uR/hr	No		Kitchen		uR/hr	
A5	3.6	uR/hr	No		Kitchen		uR/hr	
A8	4.0	uR/hr	No		Bedroom		uR/hr	
A9	4.0	uR/hr	No		Bedroom		uR/hr	
A10	4.0	uR/hr	No		Bedroom		uR/hr	
A11	3.6	uR/hr	No		Bedroom		uR/hr	
A12	4.0	uR/hr	No		Bedroom		uR/hr	
A13	4.0	uR/hr	No		Closet		uR/hr	
B1	3.6	uR/hr	No	partial grid installed oven	Kitchen		uR/hr	
B2	3.6	uR/hr	No		Kitchen		uR/hr	
B3	3.6	uR/hr	No		Kitchen		uR/hr	
B4	3.6	uR/hr	No		Kitchen		uR/hr	
B5	4.0	uR/hr	No		Bedroom		uR/hr	
B8	4.0	uR/hr	No		Closet		uR/hr	
B9	4.0	uR/hr	No		Bedroom		uR/hr	
B10	3.6	uR/hr	No		Bedroom		uR/hr	
B11	3.6	uR/hr	No		Bedroom		uR/hr	
B12	3.6	uR/hr	No		Bedroom		uR/hr	
B13	4.0	uR/hr	No		Closet		uR/hr	
C1	3.6	uR/hr	No		Kitchen		uR/hr	
C2	3.6	uR/hr	No		Kitchen		uR/hr	
C3	3.6	uR/hr	No		Kitchen		uR/hr	
C4	3.6	uR/hr	No		Kitchen		uR/hr	
C5	3.6	uR/hr	No		Kitchen		uR/hr	Bedroom

Grid	Reading	Reading Units	Anomaly	Notes	Cell Description	Second Reading	Second Reading Units	Second Reading Cell Description
C6	3.6	uR/hr	No		Bedroom		uR/hr	
C7	3.6	uR/hr	No		Bedroom		uR/hr	
C8	3.6	uR/hr	No		Closet	3.6	uR/hr	Bedroom
C9	3.6	uR/hr	No		Bedroom		uR/hr	
C10	3.6	uR/hr	No		Bedroom		uR/hr	
C11	3.6	uR/hr	No		Bedroom		uR/hr	
C12	3.6	uR/hr	No		Bedroom		uR/hr	
C13	4.0	uR/hr	No		Closet		uR/hr	
D1	3.6	uR/hr	No		Kitchen	3.2	uR/hr	Dining Room
D2	3.6	uR/hr	No		Kitchen	3.6	uR/hr	Dining Room
D3	3.6	uR/hr	No		Kitchen	3.6	uR/hr	Dining Room
D4	3.6	uR/hr	No	optional grid	Kitchen	3.2	uR/hr	Dining Room
D5	3.2	uR/hr	No		Bedroom		uR/hr	
D6	3.6	uR/hr	No		Bedroom		uR/hr	
D7	3.6	uR/hr	No		Bedroom		uR/hr	
D8	3.6	uR/hr	No	partial grid for bedroom was 4.0	Closet	4.0	uR/hr	Bedroom
D9	3.6	uR/hr	No		Bedroom		uR/hr	
D10	3.6	uR/hr	No		Bedroom	4.0	uR/hr	Bathroom
D11	3.6	uR/hr	No		Bedroom	3.6	uR/hr	Bathroom
D12	4.0	uR/hr	No		Bedroom	4.0	uR/hr	Bathroom
D13	4.0	uR/hr	No		Closet	4.0	uR/hr	Bathroom
E1	3.6	uR/hr	No		Dining Room		uR/hr	
E2	3.6	uR/hr	No		Dining Room		uR/hr	
E3	3.6	uR/hr	No		Dining Room		uR/hr	
E4	3.2	uR/hr	No		Dining Room		uR/hr	
E5	3.6	uR/hr	No		Bedroom		uR/hr	
E6	3.6	uR/hr	No		Bedroom		uR/hr	
E7	3.6	uR/hr	No		Bedroom		uR/hr	

Grid	Reading	Reading Units	Anomaly	Notes	Cell Description	Second Reading	Second Reading Units	Second Reading Cell Description
E8	3.2	uR/hr	No		Hallway		uR/hr	
E9	3.6	uR/hr	No		Hallway		uR/hr	
E10	4.0	uR/hr	No		Bathroom		uR/hr	
E11	4.4	uR/hr	No		Bathroom		uR/hr	
E12	4.0	uR/hr	No		Bathroom		uR/hr	
E13	4.0	uR/hr	No		Bathroom		uR/hr	
F1	3.6	uR/hr	No		Dining Room		uR/hr	
F2	3.6	uR/hr	No		Dining Room		uR/hr	
F3	3.6	uR/hr	No		Dining Room		uR/hr	
F4	3.6	uR/hr	No		Dining Room		uR/hr	
F5	3.2	uR/hr	No	the grid is a full no optional	Closet		uR/hr	
F6	3.2	uR/hr	No		Storage		uR/hr	
F7	3.2	uR/hr	No		Storage		uR/hr	
F8	3.2	uR/hr	No		Hallway		uR/hr	
F9	3.6	uR/hr	No		Closet	3.2	uR/hr	Closet
F10	3.2	uR/hr	No		Closet	3.2	uR/hr	Utility
F11	3.6	uR/hr	No		Utility		uR/hr	
F12	5.6	uR/hr	No		Bathroom	3.6	uR/hr	Utility
F13	4.0	uR/hr	No		Storage		uR/hr	
G1	3.6	uR/hr	No		Dining Room		uR/hr	
G2	3.6	uR/hr	No		Dining Room		uR/hr	
G3	3.6	uR/hr	No		Dining Room		uR/hr	
G4	3.6	uR/hr	No		Dining Room		uR/hr	
G5	3.6	uR/hr	No		Hallway		uR/hr	
G6	3.6	uR/hr	No		Hallway		uR/hr	
G7	3.2	uR/hr	No		Hallway		uR/hr	
G8	3.6	uR/hr	No		Hallway		uR/hr	
G9	3.6	uR/hr	No		Hallway		uR/hr	

Grid	Reading	Reading Units	Anomaly	Notes	Cell Description	Second Reading	Second Reading Units	Second Reading Cell Description
G10	3.2	uR/hr	No		Utility		uR/hr	
G11	3.6	uR/hr	No		Utility		uR/hr	
G12	4.0	uR/hr	No		Storage		uR/hr	
G13	4.0	uR/hr	No		Storage		uR/hr	
H1	3.6	uR/hr	No		Living Room		uR/hr	
H2	3.6	uR/hr	No		Living Room		uR/hr	
H3	3.6	uR/hr	No		Living Room		uR/hr	
H4	3.6	uR/hr	No		Living Room	3.6	uR/hr	Hallway
H5	3.6	uR/hr	No		Hallway		uR/hr	
H6	3.2	uR/hr	No		Hallway		uR/hr	
I1	3.6	uR/hr	No		Living Room		uR/hr	
I2	4.0	uR/hr	No		Living Room		uR/hr	
I3	3.6	uR/hr	No		Living Room		uR/hr	
I4	3.6	uR/hr	No		Living Room	3.6	uR/hr	Hallway
I5	3.6	uR/hr	No	Adjacent grids J5 & J6 are outside of exterior wall	Hallway		uR/hr	
I6	3.6	uR/hr	No	Adjacent grids J5 & J6 are outside of exterior wall	Hallway		uR/hr	
J1	3.6	uR/hr	No		Living Room		uR/hr	
J2	3.6	uR/hr	No		Living Room		uR/hr	
J3	4.0	uR/hr	No		Living Room		uR/hr	
J4	4.0	uR/hr	No		Living Room		uR/hr	
J5		uR/hr	No	Outside of exterior wall	Hallway		uR/hr	
J6		uR/hr	No	Outside of exterior wall	Hallway		uR/hr	

CBI Supervisor : Tina Piquet

Signature :

Senior Technician : Daphne Degering

Signature :

Signoff Notes:

Unit Summary :

Completion Date:	6/20/2014 2:22 PM	
Instrument:	193-6	
Serial #:	309136	
Layout:	Floor Plan 8B	
Background Reading:	2.8	uR/hr
Dimensions (m):	D	W
Unit Furnished:	Yes	
Tenant Present:	Yes	
Unit Notes:		

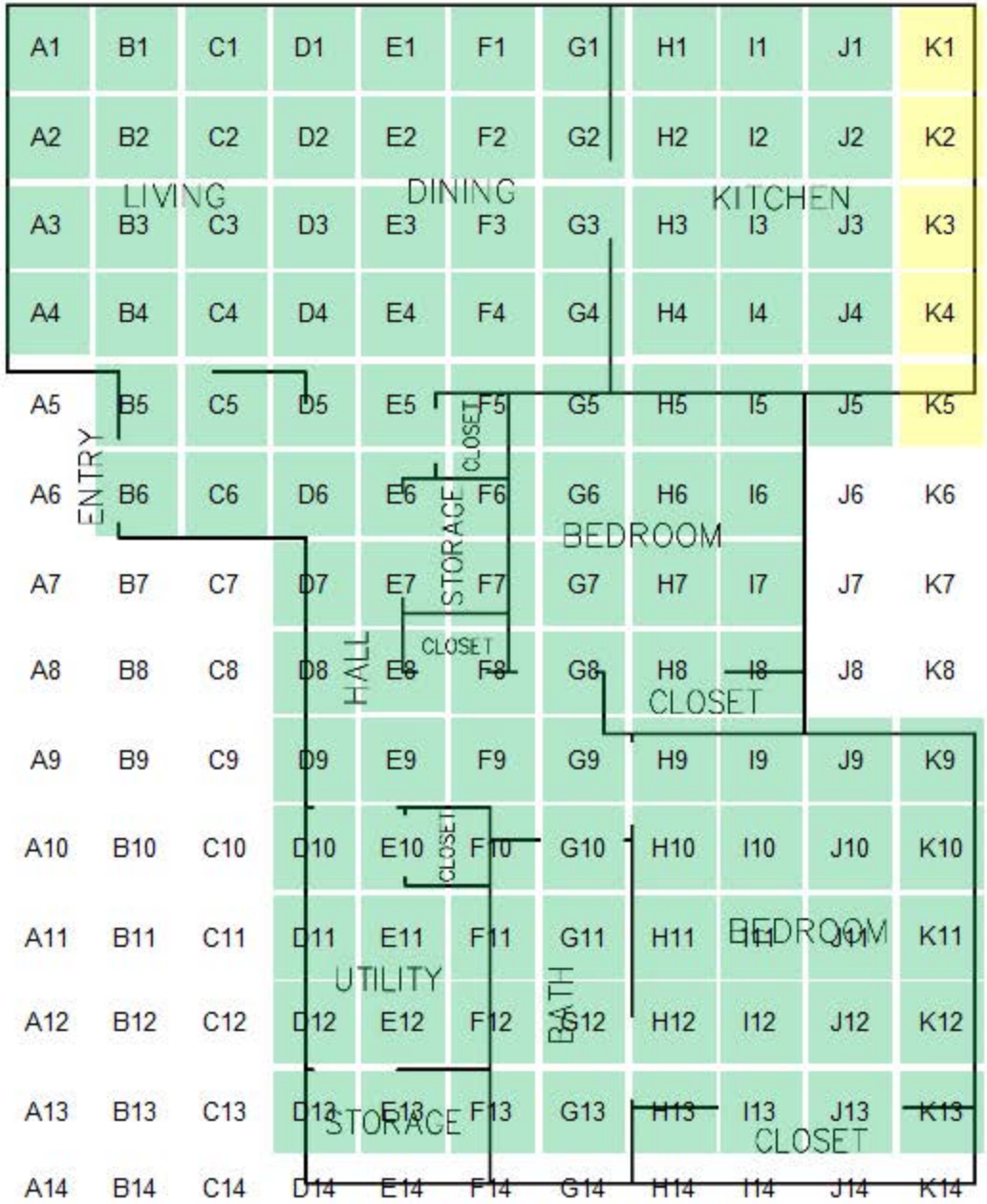

Summary Statistics :

Total # of Readings:	114	
Average:	3.18	uR/hr
Standard Deviation:	0.54	uR/hr
Minimum:	2.80	uR/hr
Maximum:	5.20	uR/hr
Median:	3.20	uR/hr
# Anomalies:	0	

Grid Legend:

- No anomalous measurements
- Inaccessible (no measurement collected)
- Anomaly (elevated measurement)

Survey Information:

Grid	Primary Reading	Unit	Desc.	Cell Note	2nd Reading	Unit	Desc.	Cell Note	3rd Reading	Unit	Desc.	Cell Note	Anomaly	General Notes
A1	3.2	uR/hr	Living Room			uR/hr				uR/hr			No	
A2	3.2	uR/hr	Living Room			uR/hr				uR/hr			No	
A3	3.2	uR/hr	Living Room			uR/hr				uR/hr			No	
A4	3.2	uR/hr	Living Room			uR/hr				uR/hr			No	
B1	3.2	uR/hr	Living Room			uR/hr				uR/hr			No	
B2	3.2	uR/hr	Living Room			uR/hr				uR/hr			No	
B3	3.2	uR/hr	Living Room			uR/hr				uR/hr			No	
B4	3.2	uR/hr	Living Room			uR/hr				uR/hr			No	
B5	3.2	uR/hr	Hallway			uR/hr				uR/hr			No	
B6	2.8	uR/hr	Hallway			uR/hr				uR/hr			No	
C1	2.8	uR/hr	Living Room			uR/hr				uR/hr			No	
C2	2.8	uR/hr	Living Room			uR/hr				uR/hr			No	
C3	3.2	uR/hr	Living Room			uR/hr				uR/hr			No	
C4	2.8	uR/hr	Living Room			uR/hr				uR/hr			No	
C5	2.8	uR/hr	Hallway			uR/hr				uR/hr			No	
C6	2.8	uR/hr	Hallway			uR/hr				uR/hr			No	
D1	2.8	uR/hr	Living Room			uR/hr				uR/hr			No	
D2	3.2	uR/hr	Living Room			uR/hr				uR/hr			No	
D3	2.8	uR/hr	Living Room			uR/hr				uR/hr			No	
D4	2.8	uR/hr	Living Room			uR/hr				uR/hr			No	
D5	2.8	uR/hr	Hallway			uR/hr				uR/hr			No	
D6	2.8	uR/hr	Hallway			uR/hr				uR/hr			No	
D7	2.8	uR/hr	Hallway			uR/hr				uR/hr			No	50% accessible, remainder is exterior
D8	2.8	uR/hr	Hallway			uR/hr				uR/hr			No	50% accessible, remainder is exterior

Grid	Primary Reading	Unit	Desc.	Cell Note	2nd Reading	Unit	Desc.	Cell Note	3rd Reading	Unit	Desc.	Cell Note	Anomaly	General Notes
D9	2.8	uR/hr	Hallway			uR/hr				uR/hr			No	
D10	2.8	uR/hr	Utility	Grid partially contained within wall construction.		uR/hr				uR/hr			No	50% accessible, remainder is exterior
D11	3.2	uR/hr	Utility	Grid partially contained within wall construction.		uR/hr				uR/hr			No	50% accessible, remainder is exterior
D12	3.2	uR/hr	Utility	Grid partially contained within wall construction.		uR/hr				uR/hr			No	50% accessible, remainder is exterior
D13	3.6	uR/hr	Storage			uR/hr				uR/hr			No	50% accessible, remainder is exterior
E1	3.2	uR/hr	Dining Room			uR/hr				uR/hr			No	
E2	2.8	uR/hr	Dining Room			uR/hr				uR/hr			No	
E3	2.8	uR/hr	Dining Room			uR/hr				uR/hr			No	
E4	3.2	uR/hr	Dining Room			uR/hr				uR/hr			No	
E5	2.8	uR/hr	Hallway		2.8	uR/hr	Closet			uR/hr			No	
E6	2.8	uR/hr	Storage		2.8	uR/hr	Hallway			uR/hr			No	
E7	2.8	uR/hr	Storage	Grid partially contained within wall construction.		uR/hr				uR/hr			No	
E8	2.8	uR/hr	Closet			uR/hr				uR/hr			No	
E9	2.8	uR/hr	Hallway		2.8	uR/hr	Closet			uR/hr			No	
E10	2.8	uR/hr	Closet			uR/hr				uR/hr			No	
E11	3.2	uR/hr	Utility	Clothes dryer within grid.		uR/hr				uR/hr			No	
E12	3.6	uR/hr	Utility	Washing machine within grid.		uR/hr				uR/hr			No	
E13	3.6	uR/hr	Storage			uR/hr				uR/hr			No	
F1	2.8	uR/hr	Dining Room			uR/hr				uR/hr			No	

Grid	Primary Reading	Unit	Desc.	Cell Note	2nd Reading	Unit	Desc.	Cell Note	3rd Reading	Unit	Desc.	Cell Note	Anomaly	General Notes
F2	2.8	uR/hr	Dining Room			uR/hr				uR/hr			No	
F3	2.8	uR/hr	Dining Room			uR/hr				uR/hr			No	
F4	2.8	uR/hr	Dining Room			uR/hr				uR/hr			No	
F5	2.8	uR/hr	Bedroom			uR/hr				uR/hr			No	
F6	2.8	uR/hr	Bedroom			uR/hr				uR/hr			No	
F7	2.8	uR/hr	Bedroom			uR/hr				uR/hr			No	20% in closet
F8	2.8	uR/hr	Bedroom		2.8	uR/hr	Closet			uR/hr			No	20% access
F9	2.8	uR/hr	Hallway			uR/hr				uR/hr			No	
F10	4.0	uR/hr	Bathroom			uR/hr				uR/hr			No	
F11	4.4	uR/hr	Bathroom			uR/hr				uR/hr			No	toilet area
F12	5.2	uR/hr	Bathroom	Grid partially contained within wall construction.		uR/hr				uR/hr			No	shower tiles corner
F13	5.2	uR/hr	Bathroom	Grid partially contained within wall construction.		uR/hr				uR/hr			No	shower tiles
G1	2.8	uR/hr	Dining Room			uR/hr				uR/hr			No	
G2	2.8	uR/hr	Dining Room		2.8	uR/hr	Kitchen			uR/hr			No	
G3	2.8	uR/hr	Dining Room		2.8	uR/hr	Kitchen			uR/hr			No	
G4	2.8	uR/hr	Dining Room	Grid partially contained within wall construction.		uR/hr				uR/hr			No	
G5	2.8	uR/hr	Bedroom			uR/hr				uR/hr			No	
G6	2.8	uR/hr	Bedroom			uR/hr				uR/hr			No	
G7	3.2	uR/hr	Bedroom			uR/hr				uR/hr			No	
G8	2.8	uR/hr	Closet			uR/hr				uR/hr			No	
G9	3.2	uR/hr	Hallway			uR/hr				uR/hr			No	
G10	4.0	uR/hr	Bathroom			uR/hr				uR/hr			No	
G11	4.4	uR/hr	Bathroom			uR/hr				uR/hr			No	

Grid	Primary Reading	Unit	Desc.	Cell Note	2nd Reading	Unit	Desc.	Cell Note	3rd Reading	Unit	Desc.	Cell Note	Anomaly	General Notes
G12	4.8	uR/hr	Bathroom			uR/hr				uR/hr			No	shower tiles
G13	5.2	uR/hr	Bathroom	Grid partially contained within wall construction.		uR/hr				uR/hr			No	shower
H1	2.8	uR/hr	Kitchen	Installed refrigerator.		uR/hr				uR/hr			No	
H2	3.2	uR/hr	Kitchen			uR/hr				uR/hr			No	
H3	3.2	uR/hr	Kitchen			uR/hr				uR/hr			No	
H4	2.8	uR/hr	Kitchen			uR/hr				uR/hr			No	
H5	2.8	uR/hr	Bedroom			uR/hr				uR/hr			No	
H6	2.8	uR/hr	Bedroom			uR/hr				uR/hr			No	
H7	2.8	uR/hr	Bedroom			uR/hr				uR/hr			No	
H8	2.8	uR/hr	Closet			uR/hr				uR/hr			No	
H9	3.2	uR/hr	Bedroom			uR/hr				uR/hr			No	
H10	3.6	uR/hr	Bathroom		2.8	uR/hr	Bedroom			uR/hr			No	
H11	3.6	uR/hr	Bathroom		3.2	uR/hr	Bedroom			uR/hr			No	
H12	4.0	uR/hr	Bathroom		3.6	uR/hr	Bedroom			uR/hr			No	
H13	4.8	uR/hr	Bathroom		3.6	uR/hr	Closet			uR/hr			No	
I1	2.8	uR/hr	Kitchen	Grid partially obstructed by installed.		uR/hr				uR/hr			No	Stove
I2	3.2	uR/hr	Kitchen			uR/hr				uR/hr			No	
I3	3.2	uR/hr	Kitchen			uR/hr				uR/hr			No	
I4	2.8	uR/hr	Kitchen			uR/hr				uR/hr			No	
I5	3.2	uR/hr	Bedroom			uR/hr				uR/hr			No	
I6	3.2	uR/hr	Bedroom			uR/hr				uR/hr			No	
I7	3.2	uR/hr	Bedroom			uR/hr				uR/hr			No	
I8	3.2	uR/hr	Closet			uR/hr				uR/hr			No	
I9	3.2	uR/hr	Bedroom			uR/hr				uR/hr			No	
I10	3.2	uR/hr	Bedroom			uR/hr				uR/hr			No	

Grid	Primary Reading	Unit	Desc.	Cell Note	2nd Reading	Unit	Desc.	Cell Note	3rd Reading	Unit	Desc.	Cell Note	Anomaly	General Notes
I11	3.2	uR/hr	Bedroom			uR/hr				uR/hr			No	
I12	3.2	uR/hr	Bedroom			uR/hr				uR/hr			No	
I13	3.6	uR/hr	Closet			uR/hr				uR/hr			No	
J1	2.8	uR/hr	Kitchen			uR/hr				uR/hr			No	
J2	2.8	uR/hr	Kitchen			uR/hr				uR/hr			No	
J3	3.2	uR/hr	Kitchen			uR/hr				uR/hr			No	
J4	3.2	uR/hr	Kitchen			uR/hr				uR/hr			No	
J5	2.8	uR/hr	Kitchen	Grid partially contained within wall construction.		uR/hr				uR/hr			No	
J9	3.2	uR/hr	Bedroom			uR/hr				uR/hr			No	
J10	3.2	uR/hr	Bedroom			uR/hr				uR/hr			No	
J11	3.2	uR/hr	Bedroom			uR/hr				uR/hr			No	
J12	3.2	uR/hr	Bedroom			uR/hr				uR/hr			No	
J13	3.6	uR/hr	Closet			uR/hr				uR/hr			No	
K1		uR/hr	Kitchen	Grids are outside unit interior boundary.		uR/hr				uR/hr			No	N/A - Grid is outside unit interior boundary
K2		uR/hr	Kitchen	Grids are outside unit interior boundary.		uR/hr				uR/hr			No	N/A - Grid is outside unit interior boundary
K3		uR/hr	Kitchen	Grids are outside unit interior boundary.		uR/hr				uR/hr			No	N/A - Grid is outside unit interior boundary
K4		uR/hr	Kitchen	Grids are outside unit interior boundary.		uR/hr				uR/hr			No	N/A - Grid is outside unit interior boundary
K5		uR/hr	Kitchen	Grids are outside unit interior boundary.		uR/hr				uR/hr			No	N/A - Grid is outside unit interior boundary

Grid	Primary Reading	Unit	Desc.	Cell Note	2nd Reading	Unit	Desc.	Cell Note	3rd Reading	Unit	Desc.	Cell Note	Anomaly	General Notes
K9	3.2	uR/hr	Bedroom	Grid partially obstructed by installed.		uR/hr				uR/hr			No	20% access
K10	3.2	uR/hr	Bedroom	Grid partially contained within wall construction.		uR/hr				uR/hr			No	
K11	3.2	uR/hr	Bedroom	Grid partially contained within wall construction.		uR/hr				uR/hr			No	20% access
K12	3.6	uR/hr	Bedroom	Grid partially contained within wall construction.		uR/hr				uR/hr			No	20% access
K13	3.6	uR/hr	Closet	Grid partially contained within wall construction.		uR/hr				uR/hr			No	

Secondary Readings : F13

Secondary Type	Instrument ID	Instrument Serial	Reading	Reading Unit	Bulls Eye Location	ROC
Static Reading - 12 inch height, Center	193-6	309136	5.2	uR/hr		
Static Reading - 36 inch height, Center	193-6	309136	5.2	uR/hr		

Secondary Type	Notes
Static Reading - 12 inch height, Center	corner of shower tiles
Static Reading - 36 inch height, Center	tiles
Inspector 1000 Spectrum	file:20140620102139 S/N#65990, K40, NORM

Secondary Readings : F12

Secondary Type	Instrument ID	Instrument Serial	Reading	Reading Unit	Bulls Eye Location	ROC
Inspector 1000 Spectrum	193-6	Other				Radium
Static Reading - 12 inch height, Center	193-6	309136	5.2	uR/hr		

Secondary Type	Notes
Static Reading - 12 inch height, Center	shower tiles corner
Inspector 1000 Spectrum	file:20140620102139 S/N#65990, K40, NORM

Secondary Readings : G13

Secondary Type	Instrument ID	Instrument Serial	Reading	Reading Unit	Bulls Eye Location	ROC
Static Reading - 12 inch height, Center	193-6	309136	5.2	uR/hr		

Secondary Type	Notes
Static Reading - 12 inch height, Center	shower tiles

CBI Supervisor : Adam Hickok

Signature :

Senior Technician : Phillip Perez

Signature :

Signoff Notes:

Summary Report
1409 Flounder Court Unit G1

Unit Summary :

Completion Date:	6/20/2014 10:14 AM
Instrument:	193-6
Serial #:	293633
Layout:	Garage
Background Reading:	4.0 uR/hr
Dimensions (m):	D 8 W 3.2
Unit Furnished:	Yes
Tenant Present:	Yes
Unit Notes:	

Summary Statistics :

Total # of Readings:	36	
Average:	3.74	uR/hr
Standard Deviation:	0.19	uR/hr
Minimum:	3.60	uR/hr
Maximum:	4.00	uR/hr
Median:	3.60	uR/hr
# Anomalies:	0	

Grid Legend:

- No anomalous measurements
- Inaccessible (no measurement collected)
- Anomaly (elevated measurement)

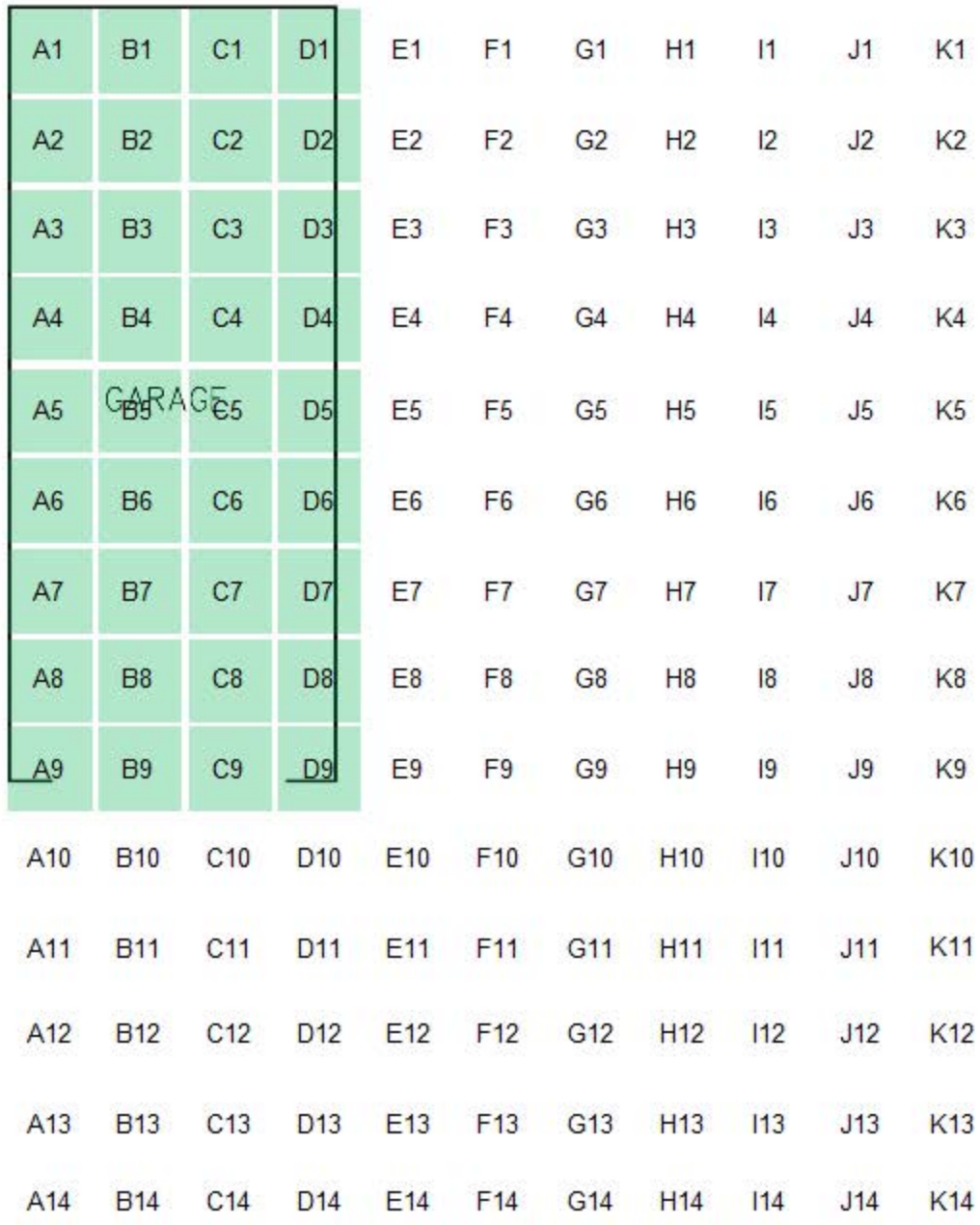

Survey Information:

Grid	Reading	Reading Units	Anomaly	Notes	Cell Description	Second Reading	Second Reading Units	Second Reading Cell Description
A1	3.6	uR/hr	No		Garage		uR/hr	
A2	3.6	uR/hr	No		Garage		uR/hr	
A3	3.6	uR/hr	No		Garage		uR/hr	
A4	3.6	uR/hr	No		Garage		uR/hr	
A5	3.6	uR/hr	No		Garage		uR/hr	
A6	3.6	uR/hr	No		Garage		uR/hr	
A7	3.6	uR/hr	No		Garage		uR/hr	
A8	3.6	uR/hr	No		Garage		uR/hr	
A9	3.6	uR/hr	No	partial grid 10% outside of wall exterior	Garage		uR/hr	
B1	3.6	uR/hr	No		Garage		uR/hr	
B2	3.6	uR/hr	No		Garage		uR/hr	
B3	3.6	uR/hr	No		Garage		uR/hr	
B4	3.6	uR/hr	No		Garage		uR/hr	
B5	4.0	uR/hr	No		Garage		uR/hr	
B6	3.6	uR/hr	No		Garage		uR/hr	
B7	3.6	uR/hr	No		Garage		uR/hr	
B8	3.6	uR/hr	No		Garage		uR/hr	
B9	3.6	uR/hr	No	partial grid 10% outside of wall exterior	Garage		uR/hr	
C1	3.6	uR/hr	No		Garage		uR/hr	
C2	4.0	uR/hr	No		Garage		uR/hr	
C3	3.6	uR/hr	No		Garage		uR/hr	
C4	4.0	uR/hr	No		Garage		uR/hr	
C5	4.0	uR/hr	No		Garage		uR/hr	
C6	4.0	uR/hr	No		Garage		uR/hr	
C7	4.0	uR/hr	No		Garage		uR/hr	
C8	3.6	uR/hr	No		Garage		uR/hr	
C9	3.6	uR/hr	No	partial grid 10% outside of wall exterior	Garage		uR/hr	

Summary Report
1409 Flounder Court Unit G1

Grid	Reading	Reading Units	Anomaly	Notes	Cell Description	Second Reading	Second Reading Units	Second Reading Cell Description
D1	3.6	uR/hr	No	partial grid 80% outside of exterior wall	Garage		uR/hr	
D2	3.6	uR/hr	No	partial grid 80% outside of exterior wall	Garage		uR/hr	
D3	4.0	uR/hr	No	partial grid 80% outside of exterior wall	Garage		uR/hr	
D4	4.0	uR/hr	No	partial grid 80% outside of exterior wall	Garage		uR/hr	
D5	4.0	uR/hr	No	partial grid 80% outside of exterior wall	Garage		uR/hr	
D6	4.0	uR/hr	No	partial grid 80% outside of exterior wall	Garage		uR/hr	
D7	4.0	uR/hr	No	partial grid 80% outside of exterior wall	Garage		uR/hr	
D8	4.0	uR/hr	No	partial grid 80% outside of exterior wall	Garage		uR/hr	
D9	4.0	uR/hr	No	partial grid 10% outside of wall exterior	Garage		uR/hr	

CBI Supervisor : Tina Piquet

Signature :

Senior Technician : Daphne Degering

Signature :

Signoff Notes:

Summary Report
1409 Flounder Court Unit G2

Unit Summary :

Completion Date:	6/23/2014 9:11 AM
Instrument:	193-6
Serial #:	293633
Layout:	Garage
Background Reading:	3.6 uR/hr
Dimensions (m):	D 8.1 W 3.3
Unit Furnished:	Yes
Tenant Present:	Yes
Unit Notes:	

Summary Statistics :

Total # of Readings:	36	
Average:	3.60	uR/hr
Standard Deviation:	0.14	uR/hr
Minimum:	3.20	uR/hr
Maximum:	4.00	uR/hr
Median:	3.60	uR/hr
# Anomalies:	0	

Grid Legend:

- No anomalous measurements
- Inaccessible (no measurement collected)
- Anomaly (elevated measurement)

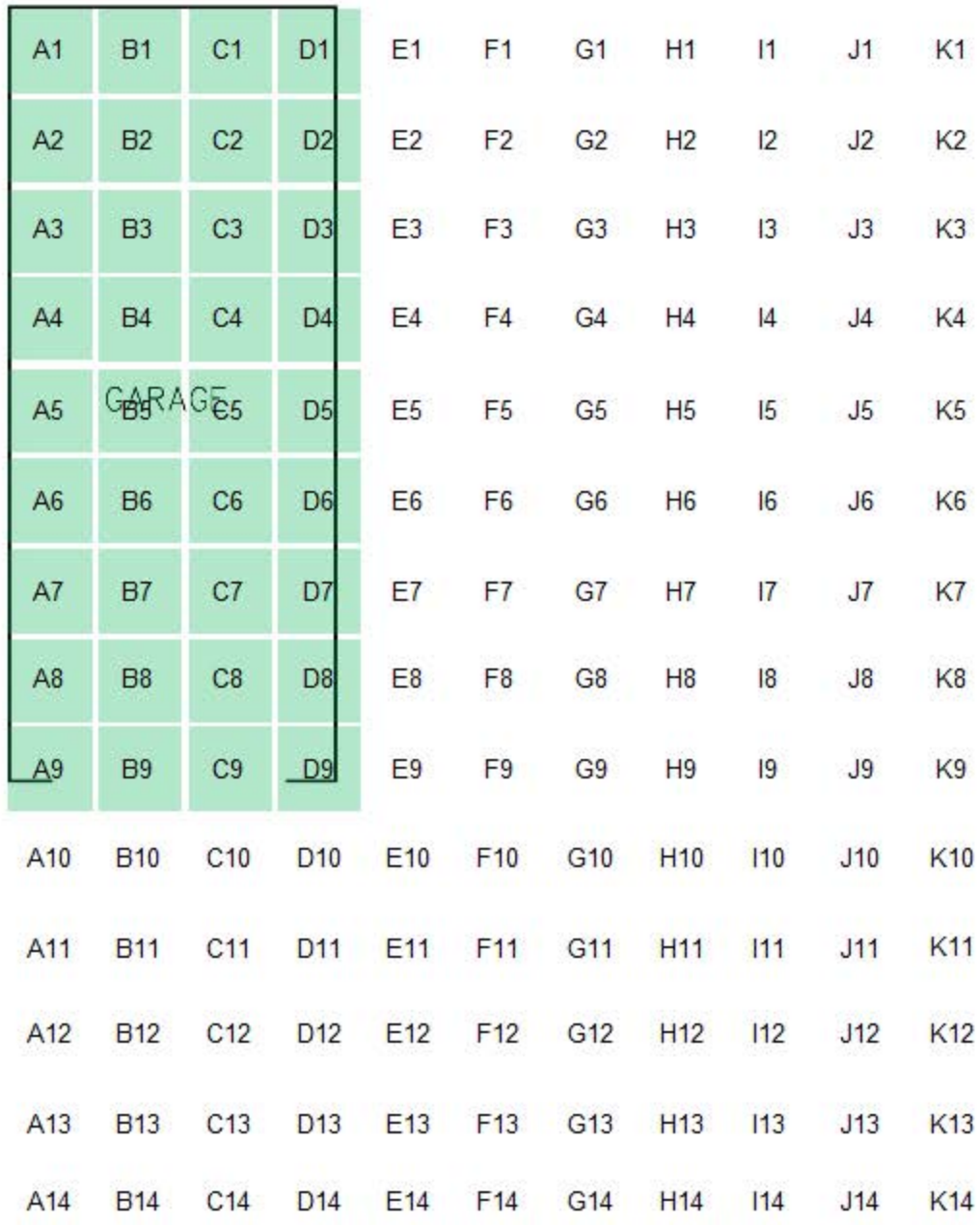

Survey Information:

Grid	Reading	Reading Units	Anomaly	Notes	Cell Description	Second Reading	Second Reading Units	Second Reading Cell Description
A1	3.6	uR/hr	No		Garage		uR/hr	
A2	3.6	uR/hr	No		Garage		uR/hr	
A3	3.6	uR/hr	No		Garage		uR/hr	
A4	3.6	uR/hr	No		Garage		uR/hr	
A5	3.6	uR/hr	No		Garage		uR/hr	
A6	3.6	uR/hr	No		Garage		uR/hr	
A7	4.0	uR/hr	No		Garage		uR/hr	
A8	3.6	uR/hr	No		Garage		uR/hr	
A9	3.6	uR/hr	No	10% accessible	Garage		uR/hr	
B1	3.6	uR/hr	No		Garage		uR/hr	
B2	3.6	uR/hr	No		Garage		uR/hr	
B3	3.6	uR/hr	No		Garage		uR/hr	
B4	3.6	uR/hr	No		Garage		uR/hr	
B5	4.0	uR/hr	No		Garage		uR/hr	
B6	3.6	uR/hr	No		Garage		uR/hr	
B7	3.6	uR/hr	No		Garage		uR/hr	
B8	3.6	uR/hr	No		Garage		uR/hr	
B9	3.6	uR/hr	No	10% accessible	Garage		uR/hr	
C1	3.6	uR/hr	No		Garage		uR/hr	
C2	3.2	uR/hr	No		Garage		uR/hr	
C3	3.6	uR/hr	No		Garage		uR/hr	
C4	3.6	uR/hr	No		Garage		uR/hr	
C5	3.6	uR/hr	No		Garage		uR/hr	
C6	3.6	uR/hr	No		Garage		uR/hr	
C7	3.6	uR/hr	No		Garage		uR/hr	
C8	3.6	uR/hr	No		Garage		uR/hr	
C9	3.6	uR/hr	No	10% accessible	Garage		uR/hr	

Grid	Reading	Reading Units	Anomaly	Notes	Cell Description	Second Reading	Second Reading Units	Second Reading Cell Description
D1	3.6	uR/hr	No	30% accessible	Garage		uR/hr	
D2	3.6	uR/hr	No	30% accessible	Garage		uR/hr	
D3	3.6	uR/hr	No	30% accessible	Garage		uR/hr	
D4	3.6	uR/hr	No	30% accessible	Garage		uR/hr	
D5	3.6	uR/hr	No	30% accessible	Garage		uR/hr	
D6	3.6	uR/hr	No	30% accessible	Garage		uR/hr	
D7	3.6	uR/hr	No	30% accessible	Garage		uR/hr	
D8	3.6	uR/hr	No	30% accessible	Garage		uR/hr	
D9	3.2	uR/hr	No	10% accessible	Garage		uR/hr	

CBI Supervisor : Tina Piquet

Signature :

Senior Technician : Daphne Degering

Signature :



Signoff Notes:

Summary Report
1409 Flounder Court Unit G3

Unit Summary :

Completion Date:	6/23/2014 10:23 AM
Instrument:	193-6
Serial #:	309099
Layout:	Garage
Background Reading:	3.2 uR/hr
Dimensions (m):	D 8.13 W 3.3
Unit Furnished:	Yes
Tenant Present:	No
Unit Notes:	

Summary Statistics :

Total # of Readings:	36	
Average:	3.46	uR/hr
Standard Deviation:	0.26	uR/hr
Minimum:	3.20	uR/hr
Maximum:	4.00	uR/hr
Median:	3.60	uR/hr
# Anomalies:	0	

Grid Legend:

- No anomalous measurements
- Inaccessible (no measurement collected)
- Anomaly (elevated measurement)

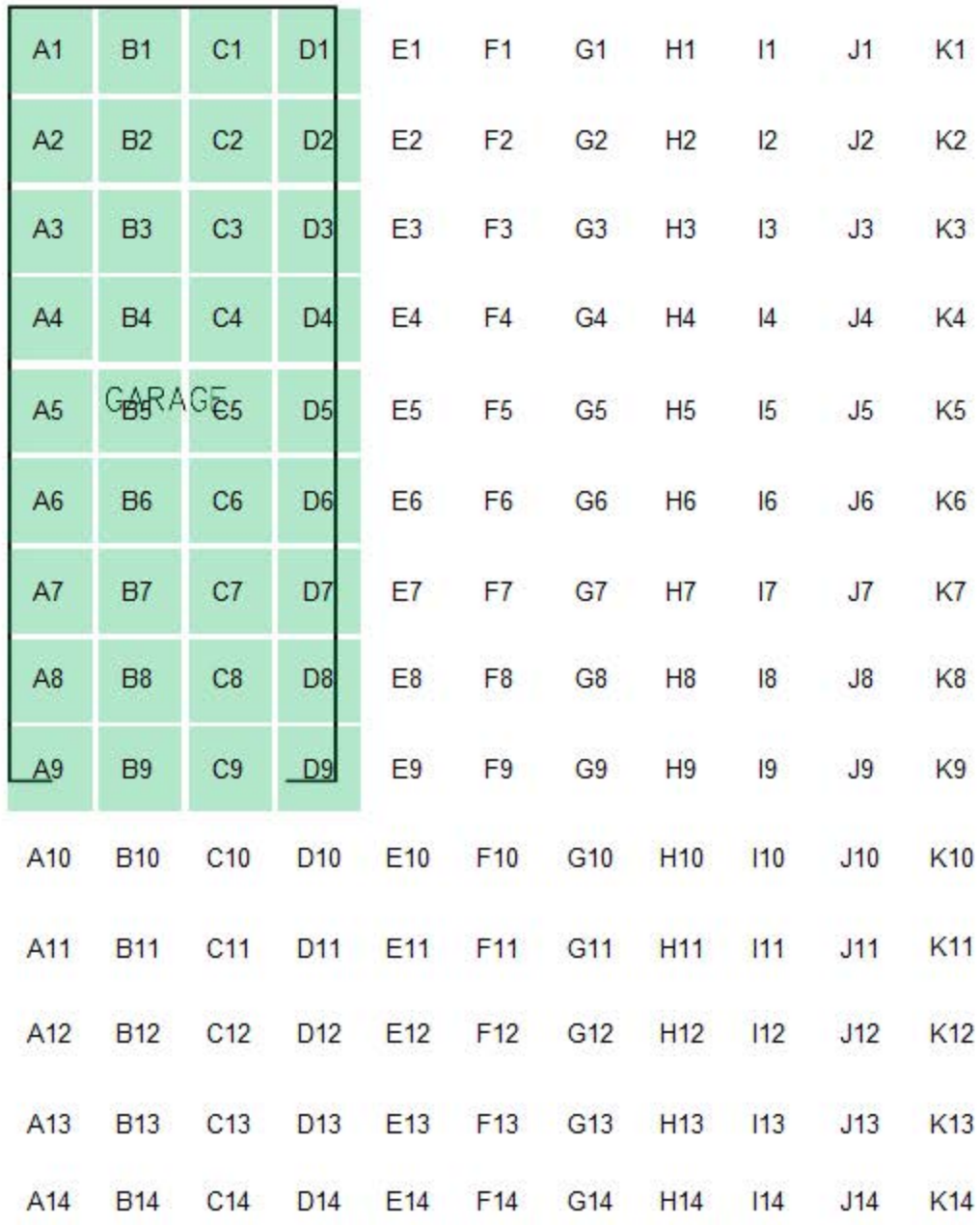

Survey Information:

Grid	Reading	Reading Units	Anomaly	Notes	Cell Description	Second Reading	Second Reading Units	Second Reading Cell Description
A1	4.0	uR/hr	No		Garage		uR/hr	
A2	3.6	uR/hr	No		Garage		uR/hr	
A3	3.6	uR/hr	No		Garage		uR/hr	
A4	3.6	uR/hr	No		Garage		uR/hr	
A5	4.0	uR/hr	No		Garage		uR/hr	
A6	3.6	uR/hr	No		Garage		uR/hr	
A7	3.6	uR/hr	No		Garage		uR/hr	
A8	3.6	uR/hr	No		Garage		uR/hr	
A9	3.2	uR/hr	No	20% accessible	Garage		uR/hr	
B1	4.0	uR/hr	No		Garage		uR/hr	
B2	3.6	uR/hr	No		Garage		uR/hr	
B3	3.6	uR/hr	No		Garage		uR/hr	
B4	3.6	uR/hr	No		Garage		uR/hr	
B5	3.6	uR/hr	No		Garage		uR/hr	
B6	3.2	uR/hr	No		Garage		uR/hr	
B7	3.6	uR/hr	No		Garage		uR/hr	
B8	3.2	uR/hr	No		Garage		uR/hr	
B9	3.6	uR/hr	No	20% accessible	Garage		uR/hr	
C1	3.6	uR/hr	No		Garage		uR/hr	
C2	3.2	uR/hr	No		Garage		uR/hr	
C3	3.2	uR/hr	No		Garage		uR/hr	
C4	3.2	uR/hr	No		Garage		uR/hr	
C5	3.6	uR/hr	No		Garage		uR/hr	
C6	3.2	uR/hr	No		Garage		uR/hr	
C7	3.6	uR/hr	No		Garage		uR/hr	
C8	3.2	uR/hr	No		Garage		uR/hr	
C9	3.2	uR/hr	No	20% accessible	Garage		uR/hr	

Grid	Reading	Reading Units	Anomaly	Notes	Cell Description	Second Reading	Second Reading Units	Second Reading Cell Description
D1	3.6	uR/hr	No	20% accessible	Garage		uR/hr	
D2	3.2	uR/hr	No	20% accessible	Garage		uR/hr	
D3	3.2	uR/hr	No	20% accessible	Garage		uR/hr	
D4	3.6	uR/hr	No	20% accessible	Garage		uR/hr	
D5	3.2	uR/hr	No	20% accessible	Garage		uR/hr	
D6	3.2	uR/hr	No	20% accessible	Garage		uR/hr	
D7	3.2	uR/hr	No	20% accessible	Garage		uR/hr	
D8	3.2	uR/hr	No	20% accessible	Garage		uR/hr	
D9	3.2	uR/hr	No	20% accessible	Garage		uR/hr	

CBI Supervisor : Natalie Rothell

Signature :

Senior Technician : Ricky Luguna

Signature :

Signoff Notes:

Summary Report
1409 Flounder Court Unit G4

Unit Summary :

Completion Date:	6/23/2014 3:47 PM
Instrument:	193-6
Serial #:	309110
Layout:	Garage
Background Reading:	3.6 uR/hr
Dimensions (m):	D 8.2 W 3.2
Unit Furnished:	Yes
Tenant Present:	No
Unit Notes:	

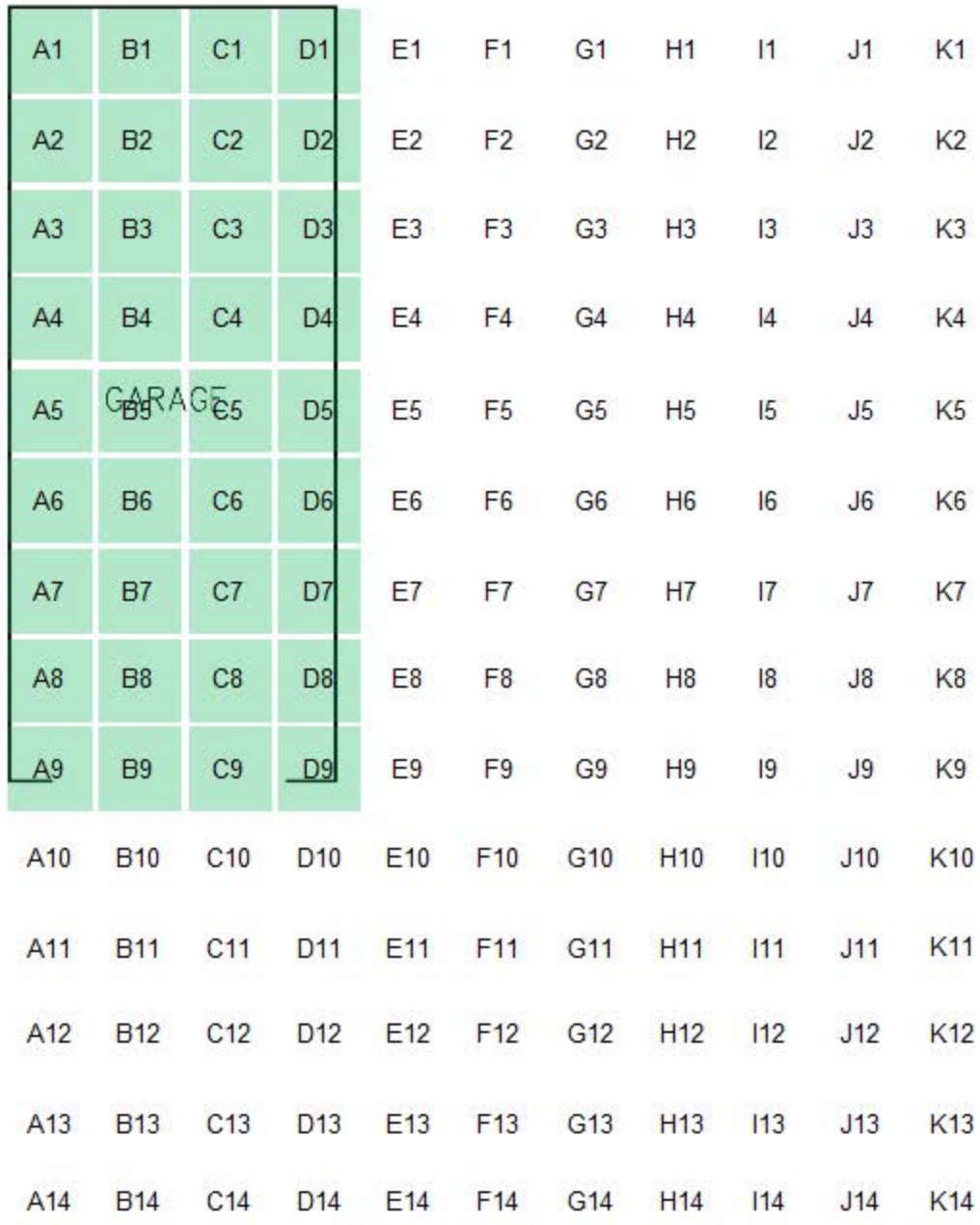

Summary Statistics :

Total # of Readings:	36	
Average:	3.64	uR/hr
Standard Deviation:	0.13	uR/hr
Minimum:	3.60	uR/hr
Maximum:	4.00	uR/hr
Median:	3.60	uR/hr
# Anomalies:	0	

Grid Legend:

- No anomalous measurements
- Inaccessible (no measurement collected)
- Anomaly (elevated measurement)

Survey Information:

Grid	Reading	Reading Units	Anomaly	Notes	Cell Description	Second Reading	Second Reading Units	Second Reading Cell Description
A1	3.6	uR/hr	No		Garage		uR/hr	
A2	3.6	uR/hr	No		Garage		uR/hr	
A3	3.6	uR/hr	No		Garage		uR/hr	
A4	3.6	uR/hr	No		Garage		uR/hr	
A5	4.0	uR/hr	No		Garage		uR/hr	
A6	3.6	uR/hr	No		Garage		uR/hr	
A7	4.0	uR/hr	No		Garage		uR/hr	
A8	4.0	uR/hr	No		Garage		uR/hr	
A9	4.0	uR/hr	No	25% accessible	Garage		uR/hr	
B1	3.6	uR/hr	No		Garage		uR/hr	
B2	3.6	uR/hr	No		Garage		uR/hr	
B3	3.6	uR/hr	No		Garage		uR/hr	
B4	3.6	uR/hr	No		Garage		uR/hr	
B5	3.6	uR/hr	No		Garage		uR/hr	
B6	3.6	uR/hr	No		Garage		uR/hr	
B7	3.6	uR/hr	No		Garage		uR/hr	
B8	3.6	uR/hr	No		Garage		uR/hr	
B9	3.6	uR/hr	No	25% accessible	Garage		uR/hr	
C1	3.6	uR/hr	No		Garage		uR/hr	
C2	3.6	uR/hr	No		Garage		uR/hr	
C3	3.6	uR/hr	No		Garage		uR/hr	
C4	3.6	uR/hr	No		Garage		uR/hr	
C5	3.6	uR/hr	No		Garage		uR/hr	
C6	3.6	uR/hr	No		Garage		uR/hr	
C7	3.6	uR/hr	No		Garage		uR/hr	
C8	3.6	uR/hr	No		Garage		uR/hr	
C9	3.6	uR/hr	No	25% accessible	Garage		uR/hr	

Grid	Reading	Reading Units	Anomaly	Notes	Cell Description	Second Reading	Second Reading Units	Second Reading Cell Description
D1	3.6	uR/hr	No	50% accessible	Garage		uR/hr	
D2	3.6	uR/hr	No	50% accessible	Garage		uR/hr	
D3	3.6	uR/hr	No	50% accessible	Garage		uR/hr	
D4	3.6	uR/hr	No	50% accessible	Garage		uR/hr	
D5	3.6	uR/hr	No	50% accessible	Garage		uR/hr	
D6	3.6	uR/hr	No	50% accessible	Garage		uR/hr	
D7	3.6	uR/hr	No	50% accessible	Garage		uR/hr	
D8	3.6	uR/hr	No	50% accessible	Garage		uR/hr	
D9	3.6	uR/hr	No	10% accessible	Garage		uR/hr	

CBI Supervisor : Carlos Bernal

Signature :

Signoff Notes:

Senior Technician : Antonio Neotti

Signature :

Summary Report
1409 Flounder Court Unit G5

Unit Summary :

Completion Date:	6/23/2014 9:24 AM
Instrument:	193-6
Serial #:	309119
Layout:	Garage
Background Reading:	3.2 uR/hr
Dimensions (m):	D 8.03 W 3.32
Unit Furnished:	Yes
Tenant Present:	No
Unit Notes:	

Summary Statistics :

Total # of Readings:	36	
Average:	3.27	uR/hr
Standard Deviation:	0.15	uR/hr
Minimum:	3.20	uR/hr
Maximum:	3.60	uR/hr
Median:	3.20	uR/hr
# Anomalies:	0	

Grid Legend:

- No anomalous measurements
- Inaccessible (no measurement collected)
- Anomaly (elevated measurement)

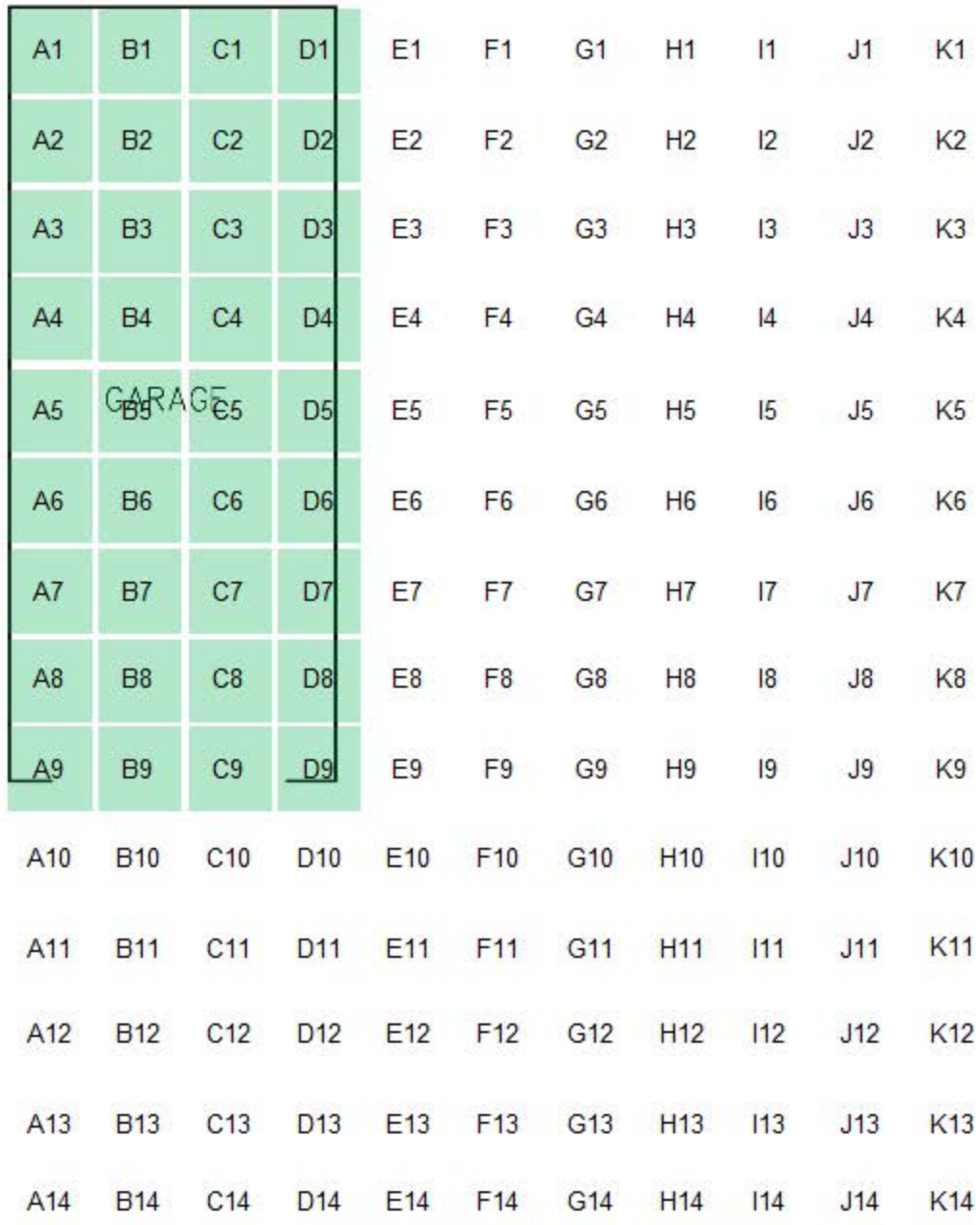

Survey Information:

Grid	Reading	Reading Units	Anomaly	Notes	Cell Description	Second Reading	Second Reading Units	Second Reading Cell Description
A1	3.2	uR/hr	No		Garage		uR/hr	
A2	3.2	uR/hr	No		Garage		uR/hr	
A3	3.2	uR/hr	No		Garage		uR/hr	
A4	3.6	uR/hr	No		Garage		uR/hr	
A5	3.6	uR/hr	No		Garage		uR/hr	
A6	3.2	uR/hr	No		Garage		uR/hr	
A7	3.2	uR/hr	No		Garage		uR/hr	
A8	3.6	uR/hr	No		Garage		uR/hr	
A9	3.2	uR/hr	No	10% accessible	Garage		uR/hr	
B1	3.2	uR/hr	No		Garage		uR/hr	
B2	3.2	uR/hr	No		Garage		uR/hr	
B3	3.2	uR/hr	No		Garage		uR/hr	
B4	3.6	uR/hr	No		Garage		uR/hr	
B5	3.2	uR/hr	No		Garage		uR/hr	
B6	3.2	uR/hr	No		Garage		uR/hr	
B7	3.2	uR/hr	No		Garage		uR/hr	
B8	3.2	uR/hr	No		Garage		uR/hr	
B9	3.2	uR/hr	No	10% accessible	Garage		uR/hr	
C1	3.2	uR/hr	No		Garage		uR/hr	
C2	3.2	uR/hr	No		Garage		uR/hr	
C3	3.2	uR/hr	No		Garage		uR/hr	
C4	3.6	uR/hr	No		Garage		uR/hr	
C5	3.2	uR/hr	No		Garage		uR/hr	
C6	3.6	uR/hr	No		Garage		uR/hr	
C7	3.2	uR/hr	No		Garage		uR/hr	
C8	3.2	uR/hr	No		Garage		uR/hr	
C9	3.2	uR/hr	No	10% accessible	Garage		uR/hr	

Grid	Reading	Reading Units	Anomaly	Notes	Cell Description	Second Reading	Second Reading Units	Second Reading Cell Description
D1	3.2	uR/hr	No	20% accessible	Garage		uR/hr	
D2	3.2	uR/hr	No	20% accessible	Garage		uR/hr	
D3	3.2	uR/hr	No	20% accessible	Garage		uR/hr	
D4	3.2	uR/hr	No	20% accessible	Garage		uR/hr	
D5	3.2	uR/hr	No	20% accessible	Garage		uR/hr	
D6	3.2	uR/hr	No	20% accessible	Garage		uR/hr	
D7	3.2	uR/hr	No	20% accessible	Garage		uR/hr	
D8	3.2	uR/hr	No	20% accessible	Garage		uR/hr	
D9	3.2	uR/hr	No		Garage		uR/hr	

CBI Supervisor : Joyce McGee

Signature :

Senior Technician : Efraim Ramirez

Signature :

Signoff Notes:

Summary Report
1409 Flounder Court Unit G6

Unit Summary :

Completion Date:	6/20/2014 3:47 PM
Instrument:	193-6
Serial #:	309119
Layout:	Garage
Background Reading:	3.6 uR/hr
Dimensions (m):	D 8.02 W 3.32
Unit Furnished:	Yes
Tenant Present:	No
Unit Notes:	

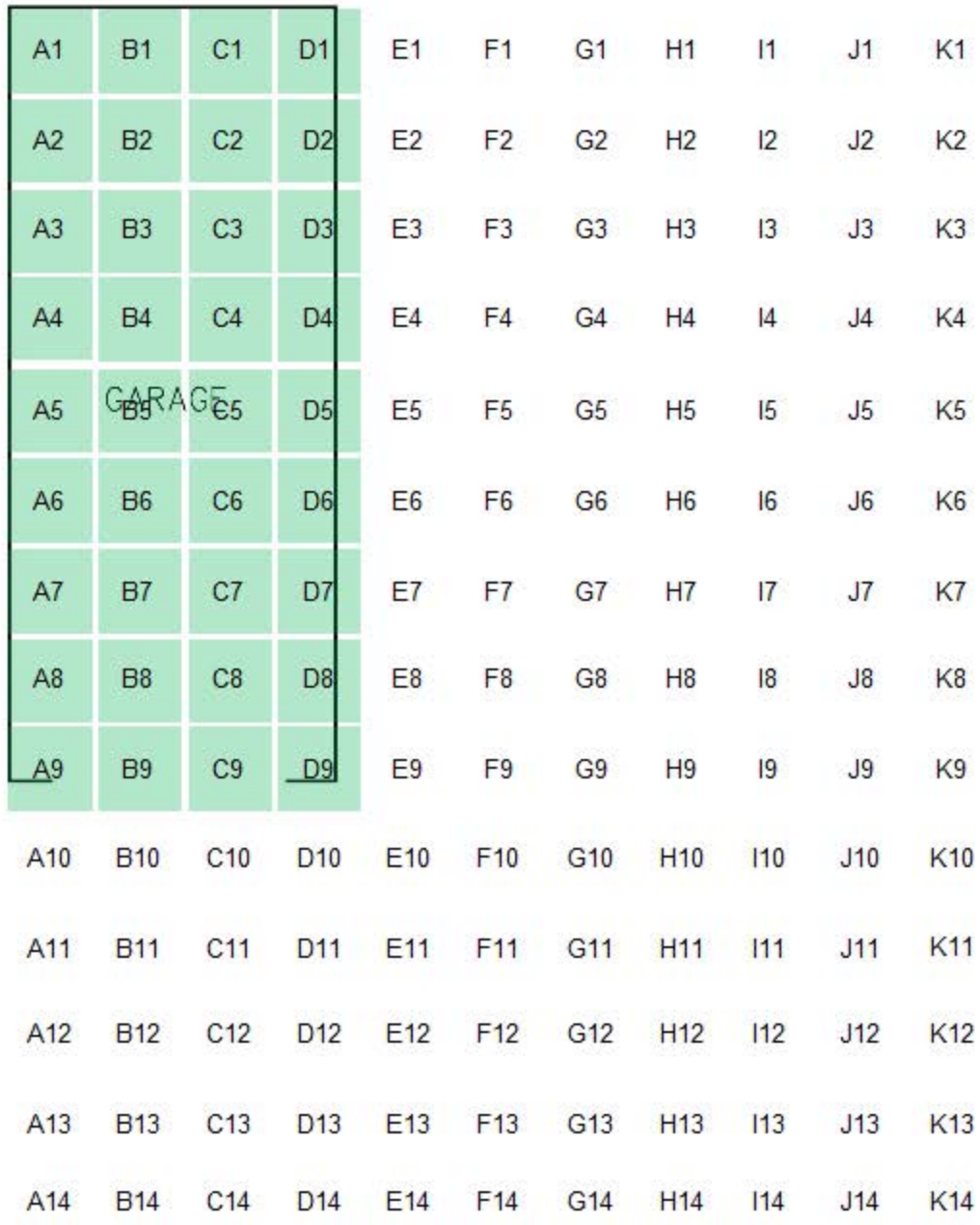

Summary Statistics :

Total # of Readings:	36	
Average:	3.51	uR/hr
Standard Deviation:	0.22	uR/hr
Minimum:	3.20	uR/hr
Maximum:	4.00	uR/hr
Median:	3.60	uR/hr
# Anomalies:	0	

Grid Legend:

- No anomalous measurements
- Inaccessible (no measurement collected)
- Anomaly (elevated measurement)

Survey Information:

Grid	Reading	Reading Units	Anomaly	Notes	Cell Description	Second Reading	Second Reading Units	Second Reading Cell Description
A1	3.6	uR/hr	No		Garage		uR/hr	
A2	3.2	uR/hr	No		Garage		uR/hr	
A3	3.6	uR/hr	No		Garage		uR/hr	
A4	3.6	uR/hr	No		Garage		uR/hr	
A5	3.2	uR/hr	No		Garage		uR/hr	
A6	3.2	uR/hr	No		Garage		uR/hr	
A7	3.2	uR/hr	No		Garage		uR/hr	
A8	3.2	uR/hr	No		Garage		uR/hr	
A9	3.2	uR/hr	No		Garage		uR/hr	
B1	3.6	uR/hr	No		Garage		uR/hr	
B2	3.6	uR/hr	No		Garage		uR/hr	
B3	3.2	uR/hr	No		Garage		uR/hr	
B4	3.2	uR/hr	No		Garage		uR/hr	
B5	3.2	uR/hr	No		Garage		uR/hr	
B6	3.6	uR/hr	No		Garage		uR/hr	
B7	3.6	uR/hr	No		Garage		uR/hr	
B8	3.6	uR/hr	No		Garage		uR/hr	
B9	3.6	uR/hr	No		Garage		uR/hr	
C1	3.6	uR/hr	No		Garage		uR/hr	
C2	3.6	uR/hr	No		Garage		uR/hr	
C3	3.6	uR/hr	No		Garage		uR/hr	
C4	3.6	uR/hr	No		Garage		uR/hr	
C5	3.6	uR/hr	No		Garage		uR/hr	
C6	3.6	uR/hr	No		Garage		uR/hr	
C7	3.6	uR/hr	No		Garage		uR/hr	
C8	3.2	uR/hr	No		Garage		uR/hr	
C9	3.6	uR/hr	No		Garage		uR/hr	

Grid	Reading	Reading Units	Anomaly	Notes	Cell Description	Second Reading	Second Reading Units	Second Reading Cell Description
D1	4.0	uR/hr	No	20% accessible	Garage		uR/hr	
D2	3.6	uR/hr	No	20% accessible	Garage		uR/hr	
D3	4.0	uR/hr	No	20% accessible	Garage		uR/hr	
D4	3.6	uR/hr	No	20% accessible	Garage		uR/hr	
D5	3.6	uR/hr	No	20% accessible	Garage		uR/hr	
D6	3.6	uR/hr	No	20% accessible	Garage		uR/hr	
D7	3.6	uR/hr	No	20% accessible	Garage		uR/hr	
D8	3.6	uR/hr	No	20% accessible	Garage		uR/hr	
D9	3.6	uR/hr	No		Garage		uR/hr	

CBI Supervisor : Daniel Fielding

Signature :

Senior Technician : Efraim Ramirez

Signature :

Signoff Notes:

Summary Report
1410 Flounder Court Unit A

Unit Summary :

Completion Date:	6/24/2014 3:59 PM
Instrument:	193-6
Serial #:	309110
Layout:	Floor Plan 8
Background Reading:	3.2 uR/hr
Dimensions (m):	D 13 W 10.3
Unit Furnished:	Yes
Tenant Present:	Yes
Unit Notes:	

Summary Statistics :

Total # of Readings:	116	
Average:	3.63	uR/hr
Standard Deviation:	0.22	uR/hr
Minimum:	3.20	uR/hr
Maximum:	4.00	uR/hr
Median:	3.60	uR/hr
# Anomalies:	0	

Grid Legend:

- No anomalous measurements
- Inaccessible (no measurement collected)
- Anomaly (elevated measurement)

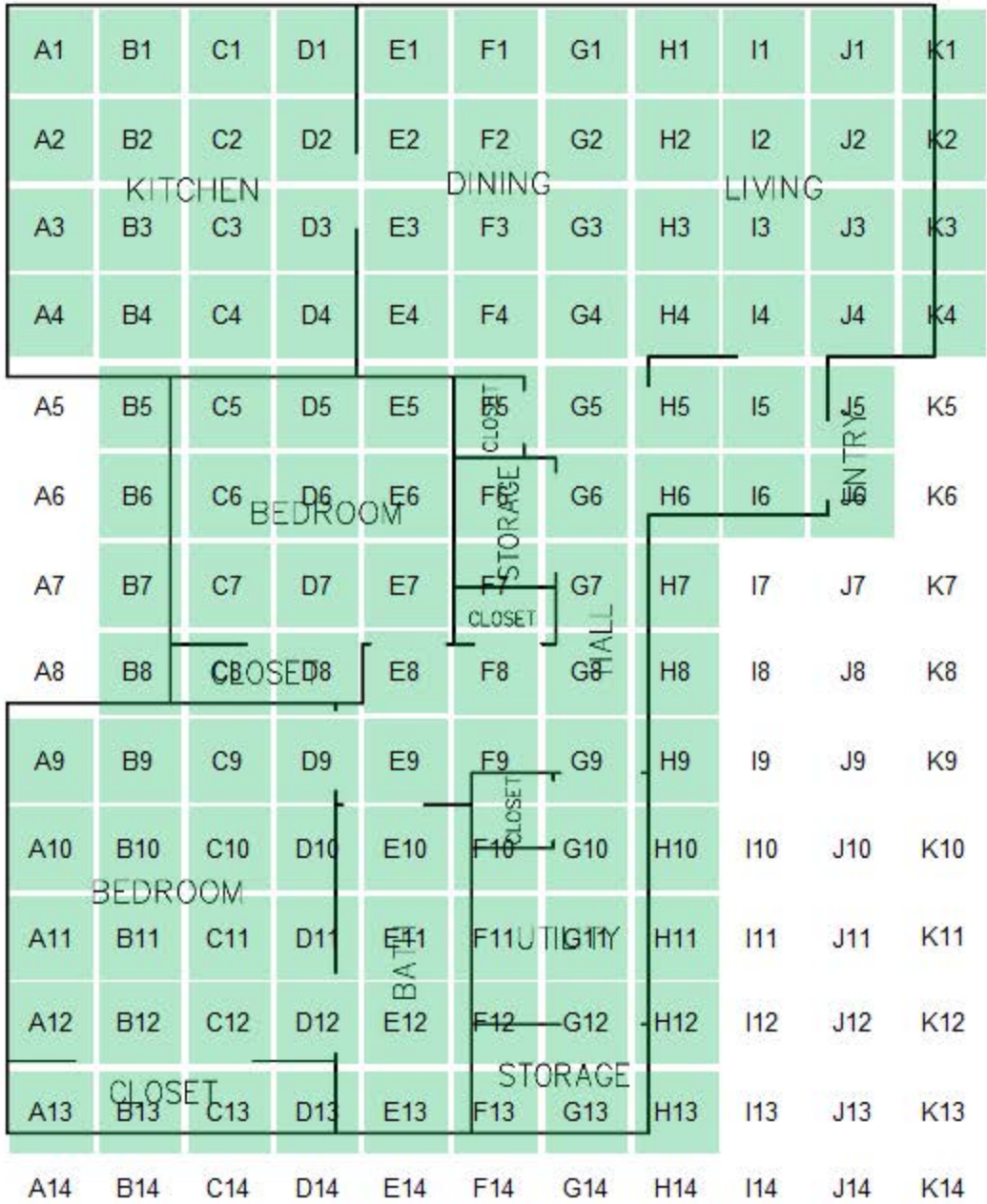

Survey Information:

Grid	Primary Reading	Unit	Desc.	Cell Note	2nd Reading	Unit	Desc.	Cell Note	3rd Reading	Unit	Desc.	Cell Note	Anomaly	General Notes
A1	3.6	uR/hr	Kitchen	Installed base cabinets.		uR/hr				uR/hr			No	20% accessible
A2	3.6	uR/hr	Kitchen	Installed base cabinets.		uR/hr				uR/hr			No	10% accessible
A3	3.6	uR/hr	Kitchen	Installed base cabinets.		uR/hr				uR/hr			No	60% accessible
A4	3.6	uR/hr	Kitchen			uR/hr				uR/hr			No	
A9	3.6	uR/hr	Bedroom			uR/hr				uR/hr			No	
A10	4.0	uR/hr	Bedroom			uR/hr				uR/hr			No	
A11	4.0	uR/hr	Bedroom			uR/hr				uR/hr			No	
A12	4.0	uR/hr	Bedroom			uR/hr				uR/hr			No	
A13	4.0	uR/hr	Closet			uR/hr				uR/hr			No	
B1	3.6	uR/hr	Kitchen			uR/hr				uR/hr			No	10% accessible-installed stove
B2	3.6	uR/hr	Kitchen			uR/hr				uR/hr			No	
B3	3.6	uR/hr	Kitchen			uR/hr				uR/hr			No	
B4	3.6	uR/hr	Kitchen			uR/hr				uR/hr			No	
B5	3.6	uR/hr	Bedroom	Percentage of grid falls outside of unit.		uR/hr				uR/hr			No	10% accessible
B6	4.0	uR/hr	Bedroom	Percentage of grid falls outside of unit.		uR/hr				uR/hr			No	10% accessible
B7	4.0	uR/hr	Bedroom	Percentage of grid falls outside of unit.		uR/hr				uR/hr			No	10% accessible
B8	3.6	uR/hr	Closet	Percentage of grid falls outside of unit.	3.6	uR/hr	Bedroom			uR/hr			No	10% accessible
B9	3.6	uR/hr	Bedroom			uR/hr				uR/hr			No	
B10	3.6	uR/hr	Bedroom			uR/hr				uR/hr			No	
B11	3.6	uR/hr	Bedroom			uR/hr				uR/hr			No	
B12	4.0	uR/hr	Bedroom			uR/hr				uR/hr			No	

Grid	Primary Reading	Unit	Desc.	Cell Note	2nd Reading	Unit	Desc.	Cell Note	3rd Reading	Unit	Desc.	Cell Note	Anomaly	General Notes
B13	4.0	uR/hr	Closet			uR/hr				uR/hr			No	
C1	3.6	uR/hr	Kitchen	Installed base cabinets.		uR/hr				uR/hr			No	10% accessible
C2	3.6	uR/hr	Kitchen			uR/hr				uR/hr			No	
C3	3.6	uR/hr	Kitchen			uR/hr				uR/hr			No	
C4	3.6	uR/hr	Kitchen			uR/hr				uR/hr			No	
C5	3.6	uR/hr	Bedroom			uR/hr				uR/hr			No	
C6	3.6	uR/hr	Bedroom			uR/hr				uR/hr			No	
C7	4.0	uR/hr	Bedroom			uR/hr				uR/hr			No	
C8	3.6	uR/hr	Closet		3.6	uR/hr	Bedroom			uR/hr			No	
C9	3.6	uR/hr	Bedroom			uR/hr				uR/hr			No	
C10	3.6	uR/hr	Bedroom			uR/hr				uR/hr			No	
C11	4.0	uR/hr	Bedroom			uR/hr				uR/hr			No	
C12	4.0	uR/hr	Bedroom			uR/hr				uR/hr			No	
C13	4.0	uR/hr	Closet			uR/hr				uR/hr			No	
D1	3.6	uR/hr	Kitchen			uR/hr				uR/hr			No	
D2	3.6	uR/hr	Kitchen			uR/hr				uR/hr			No	
D3	3.6	uR/hr	Kitchen			uR/hr				uR/hr			No	
D4	3.6	uR/hr	Kitchen			uR/hr				uR/hr			No	
D5	3.6	uR/hr	Bedroom			uR/hr				uR/hr			No	
D6	3.6	uR/hr	Bedroom			uR/hr				uR/hr			No	
D7	3.6	uR/hr	Bedroom			uR/hr				uR/hr			No	
D8	3.6	uR/hr	Closet		3.6	uR/hr	Bedroom			uR/hr			No	
D9	3.6	uR/hr	Bedroom		3.6	uR/hr	Hallway			uR/hr			No	
D10	3.6	uR/hr	Bedroom		3.6	uR/hr	Bathroom			uR/hr			No	
D11	4.0	uR/hr	Bedroom		3.6	uR/hr	Bathroom			uR/hr			No	
D12	3.6	uR/hr	Bedroom		4.0	uR/hr	Bathroom			uR/hr			No	

Grid	Primary Reading	Unit	Desc.	Cell Note	2nd Reading	Unit	Desc.	Cell Note	3rd Reading	Unit	Desc.	Cell Note	Anomaly	General Notes
D13	4.0	uR/hr	Closet		4.0	uR/hr	Bathroom			uR/hr			No	surveyed in bathtub (bathroom)
E1	3.2	uR/hr	Dining Room			uR/hr				uR/hr			No	
E2	3.6	uR/hr	Dining Room			uR/hr				uR/hr			No	
E3	3.6	uR/hr	Dining Room			uR/hr				uR/hr			No	
E4	3.2	uR/hr	Dining Room			uR/hr				uR/hr			No	
E5	3.6	uR/hr	Bedroom			uR/hr				uR/hr			No	
E6	3.6	uR/hr	Bedroom			uR/hr				uR/hr			No	
E7	3.6	uR/hr	Bedroom			uR/hr				uR/hr			No	
E8	3.6	uR/hr	Hallway		3.6	uR/hr	Bedroom			uR/hr			No	
E9	3.6	uR/hr	Hallway			uR/hr				uR/hr			No	
E10	3.6	uR/hr	Bathroom			uR/hr				uR/hr			No	
E11	4.0	uR/hr	Bathroom			uR/hr				uR/hr			No	
E12	4.0	uR/hr	Bathroom			uR/hr				uR/hr			No	
E13	4.0	uR/hr	Bathroom			uR/hr				uR/hr			No	surveyed in bathtub
F1	3.2	uR/hr	Dining Room			uR/hr				uR/hr			No	
F2	3.6	uR/hr	Dining Room			uR/hr				uR/hr			No	
F3	3.6	uR/hr	Dining Room			uR/hr				uR/hr			No	
F4	3.6	uR/hr	Dining Room			uR/hr				uR/hr			No	
F5	3.6	uR/hr	Closet			uR/hr				uR/hr			No	
F6	3.2	uR/hr	Mech Room	Installed water heater.	3.2	uR/hr	Closet			uR/hr			No	20% accessible, reading taken 23" from floor
F7	3.2	uR/hr	Mech Room	Installed furnace.	3.6	uR/hr	Closet			uR/hr			No	20% accessible, reading taken 23" from floor
F8	3.6	uR/hr	Hallway		3.2	uR/hr	Closet			uR/hr			No	
F9	3.2	uR/hr	Closet			uR/hr				uR/hr			No	

Grid	Primary Reading	Unit	Desc.	Cell Note	2nd Reading	Unit	Desc.	Cell Note	3rd Reading	Unit	Desc.	Cell Note	Anomaly	General Notes
F10	3.6	uR/hr	Closet		3.6	uR/hr	Utility			uR/hr			No	
F11	3.6	uR/hr	Utility		4.0	uR/hr	Bathroom			uR/hr			No	
F12	3.6	uR/hr	Storage		4.0	uR/hr	Bathroom			uR/hr	Utility	Washing machine within grid.	No	utility partial grid not surveyed due to washing machine
F13	4.0	uR/hr	Storage		4.0	uR/hr	Bathroom			uR/hr			No	surveyed in bathtub
G1	3.2	uR/hr	Dining Room			uR/hr				uR/hr			No	
G2	3.6	uR/hr	Dining Room			uR/hr				uR/hr			No	
G3	3.6	uR/hr	Dining Room			uR/hr				uR/hr			No	
G4	3.6	uR/hr	Dining Room			uR/hr				uR/hr			No	
G5	3.2	uR/hr	Hallway			uR/hr				uR/hr			No	
G6	3.6	uR/hr	Hallway		3.2	uR/hr	Mech Room			uR/hr			No	
G7	3.6	uR/hr	Hallway		3.2	uR/hr	Mech Room		3.6	uR/hr	Closet		No	
G8	3.6	uR/hr	Hallway		3.6	uR/hr	Closet			uR/hr			No	
G9	3.2	uR/hr	Hallway		3.2	uR/hr	Utility		3.6	uR/hr	Closet		No	
G10	3.6	uR/hr	Utility		3.6	uR/hr	Closet			uR/hr			No	
G11	3.6	uR/hr	Utility			uR/hr				uR/hr			No	
G12	3.6	uR/hr	Storage		3.6	uR/hr	Utility			uR/hr			No	
G13	4.0	uR/hr	Storage			uR/hr				uR/hr			No	
H1	3.6	uR/hr	Living Room			uR/hr				uR/hr			No	
H2	3.6	uR/hr	Living Room			uR/hr				uR/hr			No	
H3	3.6	uR/hr	Living Room			uR/hr				uR/hr			No	
H4	3.6	uR/hr	Living Room			uR/hr				uR/hr			No	
H5	3.6	uR/hr	Hallway			uR/hr				uR/hr			No	
H6	3.6	uR/hr	Hallway	Percentage of grid falls outside of unit.		uR/hr				uR/hr			No	95% accessible

Grid	Primary Reading	Unit	Desc.	Cell Note	2nd Reading	Unit	Desc.	Cell Note	3rd Reading	Unit	Desc.	Cell Note	Anomaly	General Notes
H7	3.2	uR/hr	Hallway	Percentage of grid falls outside of unit.		uR/hr				uR/hr			No	15% accessible
H8	3.6	uR/hr	Hallway	Percentage of grid falls outside of unit.		uR/hr				uR/hr			No	15% accessible
H9	3.6	uR/hr	Hallway	Percentage of grid falls outside of unit.	3.6	uR/hr	Utility	Percentage of grid falls outside of unit.		uR/hr			No	15% accessible
H10	3.6	uR/hr	Utility	Percentage of grid falls outside of unit.		uR/hr				uR/hr			No	15% accessible
H11	3.6	uR/hr	Utility	Percentage of grid falls outside of unit.		uR/hr				uR/hr			No	15% accessible
H12	3.6	uR/hr	Storage	Percentage of grid falls outside of unit.	3.6	uR/hr	Utility			uR/hr			No	15% accessible
H13	3.6	uR/hr	Storage	Percentage of grid falls outside of unit.		uR/hr				uR/hr			No	15% accessible
I1	3.2	uR/hr	Living Room			uR/hr				uR/hr			No	
I2	3.2	uR/hr	Living Room			uR/hr				uR/hr			No	
I3	3.6	uR/hr	Living Room			uR/hr				uR/hr			No	
I4	4.0	uR/hr	Living Room			uR/hr				uR/hr			No	
I5	3.6	uR/hr	Hallway			uR/hr				uR/hr			No	
I6	3.6	uR/hr	Hallway	Percentage of grid falls outside of unit.		uR/hr				uR/hr			No	90% accessible
J1	3.6	uR/hr	Living Room			uR/hr				uR/hr			No	
J2	3.2	uR/hr	Living Room			uR/hr				uR/hr			No	
J3	3.6	uR/hr	Living Room			uR/hr				uR/hr			No	
J4	3.6	uR/hr	Living Room			uR/hr				uR/hr			No	
J5	3.6	uR/hr	Hallway	Percentage of grid falls outside of unit.		uR/hr				uR/hr			No	40% accessible

Grid	Primary Reading	Unit	Desc.	Cell Note	2nd Reading	Unit	Desc.	Cell Note	3rd Reading	Unit	Desc.	Cell Note	Anomaly	General Notes
J6	3.6	uR/hr	Hallway	Percentage of grid falls outside of unit.		uR/hr				uR/hr			No	40% accessible
K1	3.6	uR/hr	Living Room	Percentage of grid falls outside of unit.		uR/hr				uR/hr			No	30% accessible
K2	3.6	uR/hr	Living Room	Percentage of grid falls outside of unit.		uR/hr				uR/hr			No	30% accessible
K3	3.6	uR/hr	Living Room	Percentage of grid falls outside of unit.		uR/hr				uR/hr			No	30% accessible
K4	4.0	uR/hr	Living Room	Percentage of grid falls outside of unit.		uR/hr				uR/hr			No	30% accessible

CBI Supervisor : Carlos Bernal

Signature :

Senior Technician : Antonio Neotti

Signature :

Signoff Notes:

Summary Report
1410 Flounder Court Unit F

Unit Summary :

Completion Date:	6/24/2014 11:33 AM	
Instrument:	193-6	
Serial #:	309136	
Layout:	Floor Plan 8B	
Background Reading:	2.8	uR/hr
Dimensions (m):	D	W
Unit Furnished:		
Tenant Present:		
Unit Notes:		

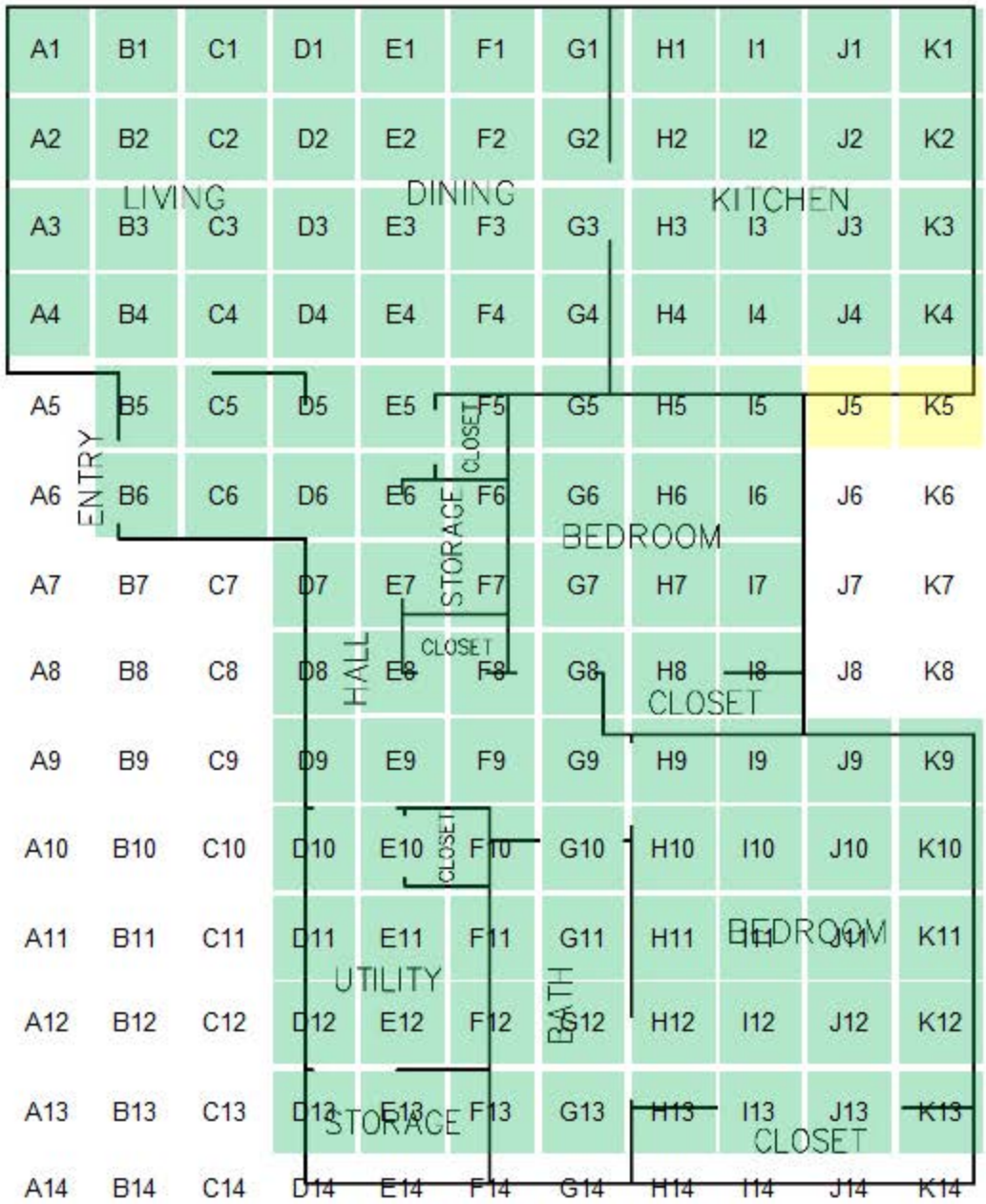

Summary Statistics :

Total # of Readings:	114	
Average:	3.19	uR/hr
Standard Deviation:	0.57	uR/hr
Minimum:	2.40	uR/hr
Maximum:	5.60	uR/hr
Median:	3.20	uR/hr
# Anomalies:	0	

Grid Legend:

- No anomalous measurements
- Inaccessible (no measurement collected)
- Anomaly (elevated measurement)

Survey Information:

Grid	Primary Reading	Unit	Desc.	Cell Note	2nd Reading	Unit	Desc.	Cell Note	3rd Reading	Unit	Desc.	Cell Note	Anomaly	General Notes
A1	2.8	uR/hr	Living Room			uR/hr				uR/hr			No	
A2	2.8	uR/hr	Living Room			uR/hr				uR/hr			No	
A3	2.8	uR/hr	Living Room			uR/hr				uR/hr			No	
A4	3.2	uR/hr	Living Room			uR/hr				uR/hr			No	
B1	2.8	uR/hr	Living Room			uR/hr				uR/hr			No	
B2	2.8	uR/hr	Living Room			uR/hr				uR/hr			No	
B3	2.8	uR/hr	Living Room			uR/hr				uR/hr			No	
B4	3.2	uR/hr	Living Room			uR/hr				uR/hr			No	
B5	3.2	uR/hr	Hallway			uR/hr				uR/hr			No	
B6	2.8	uR/hr	Hallway	Percentage of grid falls outside of unit.		uR/hr				uR/hr			No	50% accessible, remainder is exterior
C1	2.8	uR/hr	Living Room			uR/hr				uR/hr			No	
C2	2.8	uR/hr	Living Room			uR/hr				uR/hr			No	
C3	2.8	uR/hr	Living Room			uR/hr				uR/hr			No	
C4	2.8	uR/hr	Living Room			uR/hr				uR/hr			No	
C5	2.8	uR/hr	Hallway			uR/hr				uR/hr			No	
C6	2.8	uR/hr	Hallway	Percentage of grid falls outside of unit.		uR/hr				uR/hr			No	50% accessible, remainder is exterior
D1	2.8	uR/hr	Living Room			uR/hr				uR/hr			No	
D2	2.8	uR/hr	Living Room			uR/hr				uR/hr			No	
D3	2.8	uR/hr	Living Room			uR/hr				uR/hr			No	
D4	2.8	uR/hr	Living Room			uR/hr				uR/hr			No	
D5	2.8	uR/hr	Hallway			uR/hr				uR/hr			No	
D6	2.8	uR/hr	Hallway	Grid partially contained within wall construction.		uR/hr				uR/hr			No	95 % accessible

Grid	Primary Reading	Unit	Desc.	Cell Note	2nd Reading	Unit	Desc.	Cell Note	3rd Reading	Unit	Desc.	Cell Note	Anomaly	General Notes
D7	2.8	uR/hr	Hallway	Percentage of grid falls outside of unit.		uR/hr				uR/hr			No	90 % accessible
D8	2.8	uR/hr	Hallway	Percentage of grid falls outside of unit.		uR/hr				uR/hr			No	90 % accessible
D9	2.8	uR/hr	Hallway	Percentage of grid falls outside of unit.		uR/hr				uR/hr			No	90 % accessible
D10	2.8	uR/hr	Utility	Grid partially contained within wall construction.		uR/hr				uR/hr			No	90 % accessible
D11	3.2	uR/hr	Utility	Percentage of grid falls outside of unit.		uR/hr				uR/hr			No	90 % accessible
D12	3.2	uR/hr	Utility	Percentage of grid falls outside of unit.		uR/hr				uR/hr			No	90 % accessible
D13	3.2	uR/hr	Storage	Percentage of grid falls outside of unit.		uR/hr				uR/hr			No	70 % accessible
E1	2.8	uR/hr	Dining Room			uR/hr				uR/hr			No	carpeted
E2	2.8	uR/hr	Dining Room			uR/hr				uR/hr			No	
E3	2.8	uR/hr	Dining Room			uR/hr				uR/hr			No	
E4	2.8	uR/hr	Dining Room			uR/hr				uR/hr			No	
E5	2.8	uR/hr	Hallway		2.8	uR/hr	Closet			uR/hr			No	
E6	2.4	uR/hr	Mech Room	Installed furnace.	2.8	uR/hr	Hallway			uR/hr			No	
E7	2.4	uR/hr	Mech Room	Installed water heater.	2.8	uR/hr	Hallway			uR/hr			No	
E8	2.8	uR/hr	Closet		2.8	uR/hr	Closet			uR/hr			No	
E9	2.8	uR/hr	Hallway	Grid partially contained within wall construction.	2.8	uR/hr	Closet			uR/hr			No	

Grid	Primary Reading	Unit	Desc.	Cell Note	2nd Reading	Unit	Desc.	Cell Note	3rd Reading	Unit	Desc.	Cell Note	Anomaly	General Notes
E10	2.8	uR/hr	Closet	Grid partially contained within wall construction.	2.8	uR/hr	Utility			uR/hr			No	
E11	3.2	uR/hr	Utility	Clothes dryer within grid.		uR/hr				uR/hr			No	40 % accessible
E12	3.2	uR/hr	Utility	Washing machine within grid.		uR/hr				uR/hr			No	60% assessible
E13	3.6	uR/hr	Storage	Percentage of grid falls outside of unit.		uR/hr				uR/hr			No	90 % accessible
F1	2.8	uR/hr	Dining Room			uR/hr				uR/hr			No	
F2	2.8	uR/hr	Dining Room			uR/hr				uR/hr			No	
F3	2.8	uR/hr	Dining Room			uR/hr				uR/hr			No	
F4	2.8	uR/hr	Dining Room			uR/hr				uR/hr			No	
F5	2.4	uR/hr	Bedroom	Grid partially contained within wall construction.		uR/hr				uR/hr			No	
F6	2.4	uR/hr	Bedroom	Grid partially contained within wall construction.		uR/hr				uR/hr			No	
F7	2.8	uR/hr	Bedroom	Grid partially contained within wall construction.	2.8	uR/hr	Closet			uR/hr			No	
F8	3.2	uR/hr	Hallway	Grid partially contained within wall construction.	2.8	uR/hr	Bedroom			uR/hr			No	95% accessible with optional on carpet
F9	3.2	uR/hr	Hallway	Grid partially contained within wall construction.		uR/hr				uR/hr			No	
F10	3.6	uR/hr	Bathroom	Grid partially contained within wall construction.		uR/hr				uR/hr			No	2x2 inch tiles , 90% accessible

Grid	Primary Reading	Unit	Desc.	Cell Note	2nd Reading	Unit	Desc.	Cell Note	3rd Reading	Unit	Desc.	Cell Note	Anomaly	General Notes
F11	4.0	uR/hr	Bathroom	Grid partially contained within wall construction.		uR/hr				uR/hr			No	2x2 inch tiles , 50% accessible, toilet area
F12	5.2	uR/hr	Bathroom	Grid partially contained within wall construction.	4.8	uR/hr	Bathroom			uR/hr			No	2x2 inch tiles in shower, 60% accessible, secondary reading on other side of shower wall, toilet area
F13	5.6	uR/hr	Bathroom	Percentage of grid falls outside of unit.		uR/hr				uR/hr			No	2x2 inch tiles , 50% accessible
G1	2.8	uR/hr	Dining Room	Grid partially contained within wall construction.	2.8	uR/hr	Kitchen			uR/hr			No	45 % accessible
G2	2.8	uR/hr	Dining Room	Grid partially contained within wall construction.	2.8	uR/hr	Kitchen	Grid partially contained within wall construction.		uR/hr			No	45 % accessible, dining room is carpet, kitchen is linoleum
G3	2.8	uR/hr	Dining Room		3.2	uR/hr	Kitchen			uR/hr			No	dining is carpeted, kitchen is linoleum
G4	2.8	uR/hr	Dining Room		2.8	uR/hr	Kitchen			uR/hr			No	
G5	2.8	uR/hr	Bedroom			uR/hr				uR/hr			No	
G6	2.8	uR/hr	Bedroom			uR/hr				uR/hr			No	
G7	2.8	uR/hr	Bedroom			uR/hr				uR/hr			No	
G8	2.8	uR/hr	Hallway	Grid partially contained within wall construction.	2.8	uR/hr	Closet			uR/hr			No	
G9	3.2	uR/hr	Hallway			uR/hr				uR/hr			No	
G10	3.6	uR/hr	Bathroom			uR/hr				uR/hr			No	2x2 inch tiles
G11	3.6	uR/hr	Bathroom			uR/hr				uR/hr			No	2x2 inch tiles

Grid	Primary Reading	Unit	Desc.	Cell Note	2nd Reading	Unit	Desc.	Cell Note	3rd Reading	Unit	Desc.	Cell Note	Anomaly	General Notes
G12	4.8	uR/hr	Bathroom	Grid partially contained within wall construction.		uR/hr				uR/hr			No	2x2 inch tiles , 95% accessible
G13	5.2	uR/hr	Bathroom	Percentage of grid falls outside of unit.		uR/hr				uR/hr			No	2x2 inch tiles , 50% accessible
H1	3.2	uR/hr	Kitchen	Installed refrigerator.		uR/hr				uR/hr			No	23.25% accessible, remainder is exterior
H2	3.2	uR/hr	Kitchen			uR/hr				uR/hr			No	
H3	3.2	uR/hr	Kitchen			uR/hr				uR/hr			No	
H4	3.2	uR/hr	Kitchen			uR/hr				uR/hr			No	
H5	3.2	uR/hr	Bedroom			uR/hr				uR/hr			No	
H6	3.2	uR/hr	Bedroom			uR/hr				uR/hr			No	
H7	3.2	uR/hr	Bedroom			uR/hr				uR/hr			No	
H8	2.8	uR/hr	Closet			uR/hr				uR/hr			No	
H9	3.2	uR/hr	Hallway		3.2	uR/hr	Bedroom			uR/hr			No	optional reading on bedroom carpet
H10	3.2	uR/hr	Bedroom	Grid partially contained within wall construction.		uR/hr				uR/hr			No	2x2 inch tiles
H11	4.0	uR/hr	Bedroom	Grid partially contained within wall construction.		uR/hr				uR/hr			No	2x2 inch tiles
H12	4.8	uR/hr	Bathroom			uR/hr				uR/hr			No	2x2 inch tiles
H13	5.2	uR/hr	Bathroom	Grid partially contained within wall construction.	3.6	uR/hr	Closet			uR/hr			No	2x2 inch tiles , 50% accessible in shower
I1	3.2	uR/hr	Kitchen	Grid partially obstructed by installed.		uR/hr				uR/hr			No	stove installed, 20% accessible, remainder is exterior

Grid	Primary Reading	Unit	Desc.	Cell Note	2nd Reading	Unit	Desc.	Cell Note	3rd Reading	Unit	Desc.	Cell Note	Anomaly	General Notes
I2	3.2	uR/hr	Kitchen			uR/hr				uR/hr			No	
I3	3.2	uR/hr	Kitchen			uR/hr				uR/hr			No	
I4	3.2	uR/hr	Kitchen			uR/hr				uR/hr			No	
I5	3.2	uR/hr	Bedroom	Percentage of grid falls outside of unit.		uR/hr				uR/hr			No	45 % accessible
I6	3.2	uR/hr	Bedroom	Percentage of grid falls outside of unit.		uR/hr				uR/hr			No	45 % accessible
I7	3.2	uR/hr	Bedroom	Percentage of grid falls outside of unit.		uR/hr				uR/hr			No	45 % accessible
I8	3.2	uR/hr	Closet	Percentage of grid falls outside of unit.		uR/hr				uR/hr			No	80% accessible
I9	3.2	uR/hr	Bedroom			uR/hr				uR/hr			No	
I10	3.2	uR/hr	Bedroom			uR/hr				uR/hr			No	
I11	3.2	uR/hr	Bedroom			uR/hr				uR/hr			No	
I12	3.6	uR/hr	Bedroom			uR/hr				uR/hr			No	
I13	3.6	uR/hr	Closet	Percentage of grid falls outside of unit.		uR/hr				uR/hr			No	
J1	3.2	uR/hr	Kitchen	Installed base cabinets.		uR/hr				uR/hr			No	50% accessible, remainder is exterior
J2	3.6	uR/hr	Kitchen			uR/hr				uR/hr			No	
J3	3.6	uR/hr	Kitchen			uR/hr				uR/hr			No	
J4	3.2	uR/hr	Kitchen			uR/hr				uR/hr			No	
J5		uR/hr	Outside	Grids are outside unit interior boundary.		uR/hr				uR/hr			No	outside, kitchen is 3.8 m x 3.8 m
J9	3.2	uR/hr	Bedroom			uR/hr				uR/hr			No	
J10	3.2	uR/hr	Bedroom			uR/hr				uR/hr			No	
J11	3.2	uR/hr	Bedroom			uR/hr				uR/hr			No	

Grid	Primary Reading	Unit	Desc.	Cell Note	2nd Reading	Unit	Desc.	Cell Note	3rd Reading	Unit	Desc.	Cell Note	Anomaly	General Notes
J12	3.6	uR/hr	Bedroom			uR/hr				uR/hr			No	
J13	3.6	uR/hr	Closet	Percentage of grid falls outside of unit.		uR/hr				uR/hr			No	
K1	3.6	uR/hr	Kitchen	Percentage of grid falls outside of unit.		uR/hr				uR/hr			No	25% accessible, remainder is exterior
K2	3.6	uR/hr	Kitchen	Percentage of grid falls outside of unit.		uR/hr				uR/hr			No	25% accessible, remainder is exterior
K3	3.6	uR/hr	Kitchen	Percentage of grid falls outside of unit.		uR/hr				uR/hr			No	25% accessible, remainder is exterior
K4	3.6	uR/hr	Kitchen	Percentage of grid falls outside of unit.		uR/hr				uR/hr			No	25% accessible, remainder is exterior
K5		uR/hr	Outside	Grids are outside unit interior boundary.		uR/hr				uR/hr			No	outside, kitchen is 3.8 m x 3.8 m
K9	3.2	uR/hr	Bedroom	Percentage of grid falls outside of unit.		uR/hr				uR/hr			No	95 % accessible
K10	3.2	uR/hr	Bedroom	Percentage of grid falls outside of unit.		uR/hr				uR/hr			No	95 % accessible
K11	3.6	uR/hr	Bedroom	Percentage of grid falls outside of unit.		uR/hr				uR/hr			No	95 % accessible
K12	3.2	uR/hr	Bedroom	Percentage of grid falls outside of unit.		uR/hr				uR/hr			No	95 % accessible
K13	3.6	uR/hr	Closet	Percentage of grid falls outside of unit.		uR/hr				uR/hr			No	65 % accessible

Secondary Readings : F13

Secondary Type	Instrument ID	Instrument Serial	Reading	Reading Unit	Bulls Eye Location	ROC
Inspector 1000 Spectrum	Inspector 1000 Spectrum	13000529				Radium

Secondary Type	Notes
Inspector 1000 Spectrum	K-40 NORM, file: 20140624084246

Secondary Readings : F12

Secondary Type	Instrument ID	Instrument Serial	Reading	Reading Unit	Bulls Eye Location	ROC
Inspector 1000 Spectrum	Inspector 1000 Spectrum	13000529				Radium

Secondary Type	Notes
Inspector 1000 Spectrum	K-40 NORM, file: 20140624084246

Secondary Readings : G13

Secondary Type	Instrument ID	Instrument Serial	Reading	Reading Unit	Bulls Eye Location	ROC

Secondary Type	Notes
Inspector 1000 Spectrum	K-40 NORM, file: 20140624084246

Secondary Readings : H13

Secondary Type	Instrument ID	Instrument Serial	Reading	Reading Unit	Bulls Eye Location	ROC

Secondary Type	Notes
Inspector 1000 Spectrum	K-40 NORM, file: 20140624084246

CBI Supervisor : Adam Hickok

Senior Technician : Phillip Perez

Signature :

Signature :

Signoff Notes:

Summary Report
1410 Flounder Court Unit G1

Unit Summary :

Completion Date:	6/24/2014 3:52 PM
Instrument:	193-6
Serial #:	309110
Layout:	Garage
Background Reading:	3.6 uR/hr
Dimensions (m):	D 8.2 W 3.3
Unit Furnished:	Yes
Tenant Present:	Yes
Unit Notes:	

Summary Statistics :

Total # of Readings:	36	
Average:	3.90	uR/hr
Standard Deviation:	0.20	uR/hr
Minimum:	3.60	uR/hr
Maximum:	4.40	uR/hr
Median:	4.00	uR/hr
# Anomalies:	0	

Grid Legend:

- No anomalous measurements
- Inaccessible (no measurement collected)
- Anomaly (elevated measurement)

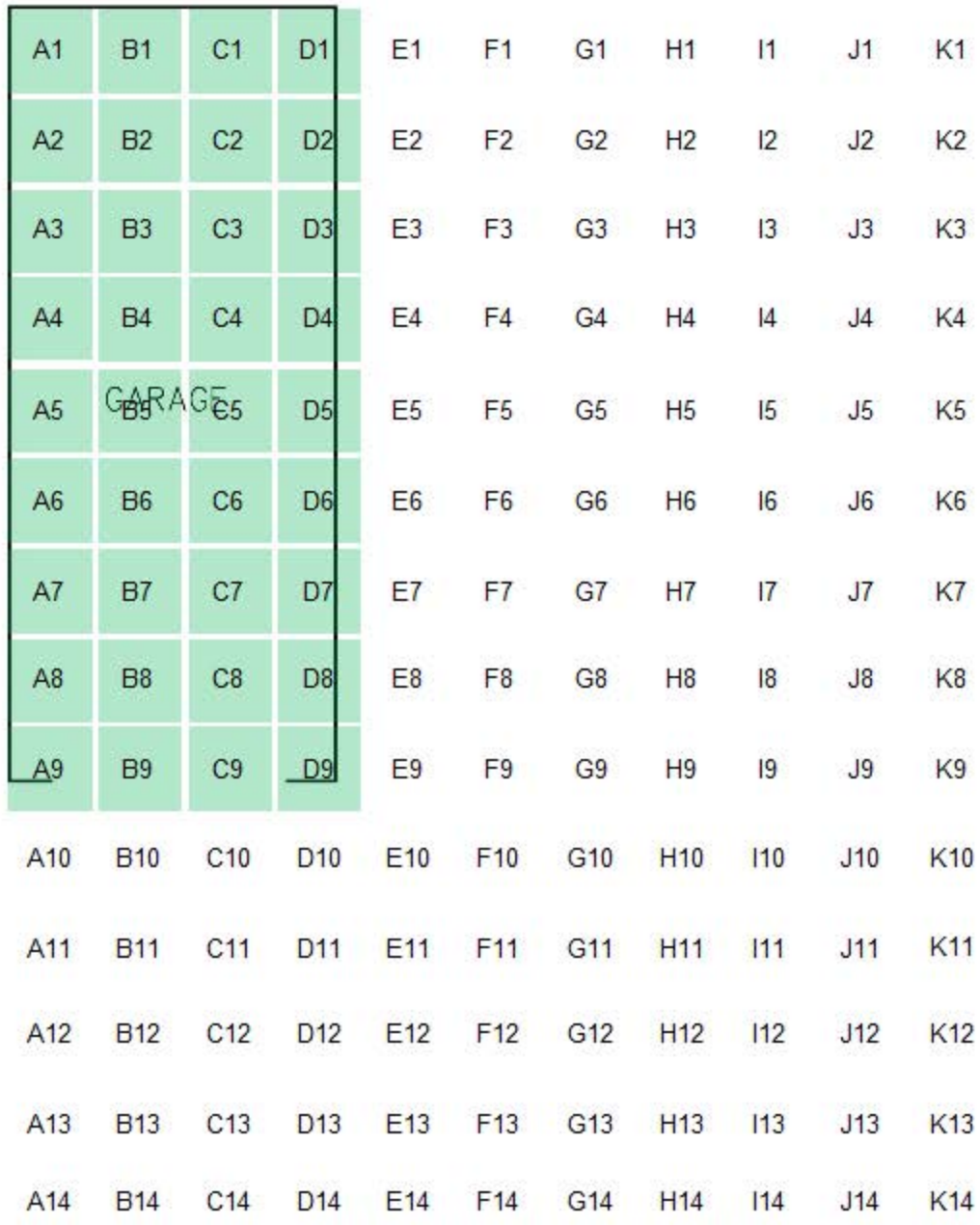

Survey Information:

Grid	Primary Reading	Unit	Desc.	Cell Note	2nd Reading	Unit	Desc.	Cell Note	3rd Reading	Unit	Desc.	Cell Note	Anomaly	General Notes
A1	3.6	uR/hr	Garage			uR/hr				uR/hr			No	
A2	3.6	uR/hr	Garage			uR/hr				uR/hr			No	
A3	4.0	uR/hr	Garage			uR/hr				uR/hr			No	
A4	4.0	uR/hr	Garage			uR/hr				uR/hr			No	
A5	4.0	uR/hr	Garage			uR/hr				uR/hr			No	
A6	4.0	uR/hr	Garage			uR/hr				uR/hr			No	
A7	4.0	uR/hr	Garage			uR/hr				uR/hr			No	
A8	4.0	uR/hr	Garage			uR/hr				uR/hr			No	
A9	3.6	uR/hr	Garage	Percentage of grid falls outside of unit.		uR/hr				uR/hr			No	20% accessible
B1	3.6	uR/hr	Garage			uR/hr				uR/hr			No	
B2	3.6	uR/hr	Garage			uR/hr				uR/hr			No	
B3	4.0	uR/hr	Garage			uR/hr				uR/hr			No	
B4	4.0	uR/hr	Garage			uR/hr				uR/hr			No	
B5	3.6	uR/hr	Garage			uR/hr				uR/hr			No	
B6	3.6	uR/hr	Garage			uR/hr				uR/hr			No	
B7	4.0	uR/hr	Garage			uR/hr				uR/hr			No	
B8	4.0	uR/hr	Garage			uR/hr				uR/hr			No	
B9	4.4	uR/hr	Garage	Percentage of grid falls outside of unit.		uR/hr				uR/hr			No	20% accessible
C1	3.6	uR/hr	Garage			uR/hr				uR/hr			No	
C2	3.6	uR/hr	Garage			uR/hr				uR/hr			No	
C3	4.0	uR/hr	Garage			uR/hr				uR/hr			No	
C4	4.0	uR/hr	Garage			uR/hr				uR/hr			No	
C5	4.0	uR/hr	Garage			uR/hr				uR/hr			No	
C6	4.0	uR/hr	Garage			uR/hr				uR/hr			No	
C7	4.0	uR/hr	Garage			uR/hr				uR/hr			No	

Grid	Primary Reading	Unit	Desc.	Cell Note	2nd Reading	Unit	Desc.	Cell Note	3rd Reading	Unit	Desc.	Cell Note	Anomaly	General Notes
C8	4.0	uR/hr	Garage			uR/hr				uR/hr			No	
C9	4.0	uR/hr	Garage	Percentage of grid falls outside of unit.		uR/hr				uR/hr			No	20% accessible
D1	4.0	uR/hr	Garage	Percentage of grid falls outside of unit.		uR/hr				uR/hr			No	30% accessible
D2	3.6	uR/hr	Garage	Percentage of grid falls outside of unit.		uR/hr				uR/hr			No	30% accessible
D3	4.0	uR/hr	Garage	Percentage of grid falls outside of unit.		uR/hr				uR/hr			No	30% accessible
D4	4.0	uR/hr	Garage	Percentage of grid falls outside of unit.		uR/hr				uR/hr			No	30% accessible
D5	4.0	uR/hr	Garage	Percentage of grid falls outside of unit.		uR/hr				uR/hr			No	30% accessible
D6	4.0	uR/hr	Garage	Percentage of grid falls outside of unit.		uR/hr				uR/hr			No	30% accessible
D7	4.0	uR/hr	Garage	Percentage of grid falls outside of unit.		uR/hr				uR/hr			No	30% accessible
D8	4.0	uR/hr	Garage	Percentage of grid falls outside of unit.		uR/hr				uR/hr			No	30% accessible
D9	4.0	uR/hr	Garage	Percentage of grid falls outside of unit.		uR/hr				uR/hr			No	15% accessible

CBI Supervisor : Carlos Bernal

Signature :

Signoff Notes:

Senior Technician : Antonio Neotti

Signature :

Summary Report
1410 Flounder Court Unit G2

Unit Summary :

Completion Date:	6/25/2014 8:38 AM
Instrument:	193-6
Serial #:	309127
Layout:	Garage
Background Reading:	4.0 uR/hr
Dimensions (m):	D 8.13 W 3.27
Unit Furnished:	Yes
Tenant Present:	No
Unit Notes:	

Summary Statistics :

Total # of Readings:	36	
Average:	3.71	uR/hr
Standard Deviation:	0.18	uR/hr
Minimum:	3.60	uR/hr
Maximum:	4.00	uR/hr
Median:	3.60	uR/hr
# Anomalies:	0	

Grid Legend:

- No anomalous measurements
- Inaccessible (no measurement collected)
- Anomaly (elevated measurement)

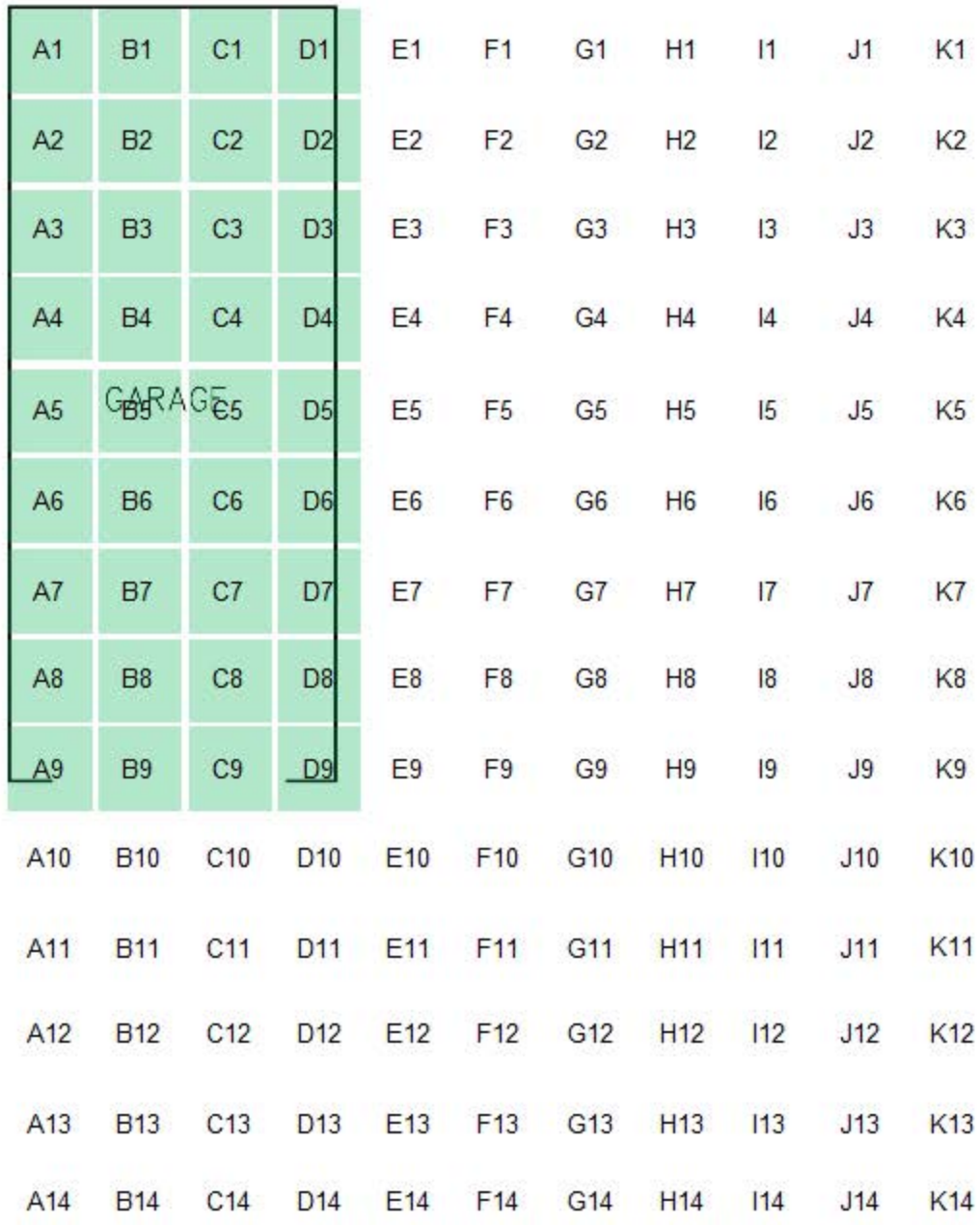

Survey Information:

Grid	Primary Reading	Unit	Desc.	Cell Note	2nd Reading	Unit	Desc.	Cell Note	3rd Reading	Unit	Desc.	Cell Note	Anomaly	General Notes
A1	3.6	uR/hr	Garage			uR/hr				uR/hr			No	
A2	3.6	uR/hr	Garage			uR/hr				uR/hr			No	
A3	3.6	uR/hr	Garage			uR/hr				uR/hr			No	
A4	4.0	uR/hr	Garage			uR/hr				uR/hr			No	
A5	4.0	uR/hr	Garage			uR/hr				uR/hr			No	
A6	3.6	uR/hr	Garage			uR/hr				uR/hr			No	
A7	4.0	uR/hr	Garage			uR/hr				uR/hr			No	
A8	4.0	uR/hr	Garage			uR/hr				uR/hr			No	
A9	3.6	uR/hr	Garage	Percentage of grid falls outside of unit.		uR/hr				uR/hr			No	10% accessible
B1	3.6	uR/hr	Garage			uR/hr				uR/hr			No	
B2	3.6	uR/hr	Garage			uR/hr				uR/hr			No	
B3	4.0	uR/hr	Garage			uR/hr				uR/hr			No	
B4	4.0	uR/hr	Garage			uR/hr				uR/hr			No	
B5	3.6	uR/hr	Garage			uR/hr				uR/hr			No	
B6	3.6	uR/hr	Garage			uR/hr				uR/hr			No	
B7	4.0	uR/hr	Garage			uR/hr				uR/hr			No	
B8	3.6	uR/hr	Garage			uR/hr				uR/hr			No	
B9	3.6	uR/hr	Garage	Percentage of grid falls outside of unit.		uR/hr				uR/hr			No	10% accessible
C1	3.6	uR/hr	Garage			uR/hr				uR/hr			No	
C2	3.6	uR/hr	Garage			uR/hr				uR/hr			No	
C3	3.6	uR/hr	Garage			uR/hr				uR/hr			No	
C4	3.6	uR/hr	Garage			uR/hr				uR/hr			No	
C5	3.6	uR/hr	Garage			uR/hr				uR/hr			No	
C6	3.6	uR/hr	Garage			uR/hr				uR/hr			No	
C7	3.6	uR/hr	Garage			uR/hr				uR/hr			No	

Grid	Primary Reading	Unit	Desc.	Cell Note	2nd Reading	Unit	Desc.	Cell Note	3rd Reading	Unit	Desc.	Cell Note	Anomaly	General Notes
C8	4.0	uR/hr	Garage			uR/hr				uR/hr			No	
C9	3.6	uR/hr	Garage	Percentage of grid falls outside of unit.		uR/hr				uR/hr			No	10% accessible
D1	3.6	uR/hr	Garage	Percentage of grid falls outside of unit.		uR/hr				uR/hr			No	30% accessible
D2	3.6	uR/hr	Garage	Percentage of grid falls outside of unit.		uR/hr				uR/hr			No	30% accessible
D3	3.6	uR/hr	Garage	Percentage of grid falls outside of unit.		uR/hr				uR/hr			No	30% accessible
D4	4.0	uR/hr	Garage	Percentage of grid falls outside of unit.		uR/hr				uR/hr			No	30% accessible
D5	3.6	uR/hr	Garage	Percentage of grid falls outside of unit.		uR/hr				uR/hr			No	30% accessible
D6	4.0	uR/hr	Garage	Percentage of grid falls outside of unit.		uR/hr				uR/hr			No	30% accessible
D7	3.6	uR/hr	Garage	Percentage of grid falls outside of unit.		uR/hr				uR/hr			No	30% accessible
D8	3.6	uR/hr	Garage	Percentage of grid falls outside of unit.		uR/hr				uR/hr			No	30% accessible
D9	3.6	uR/hr	Garage	Percentage of grid falls outside of unit.		uR/hr				uR/hr			No	5% accessible

CBI Supervisor : Garrick Anderson

Signature :

Senior Technician : Patricia Lozano

Signature :

Signoff Notes:

Summary Report
1410 Flounder Court Unit G3

Unit Summary :

Completion Date:	6/25/2014 8:55 AM
Instrument:	193-6
Serial #:	309136
Layout:	Garage
Background Reading:	3.2 uR/hr
Dimensions (m):	D 8.2 W 3.3
Unit Furnished:	Yes
Tenant Present:	Yes
Unit Notes:	

Summary Statistics :

Total # of Readings:	36	
Average:	3.19	uR/hr
Standard Deviation:	0.15	uR/hr
Minimum:	2.80	uR/hr
Maximum:	3.60	uR/hr
Median:	3.20	uR/hr
# Anomalies:	0	

Grid Legend:

- No anomalous measurements
- Inaccessible (no measurement collected)
- Anomaly (elevated measurement)

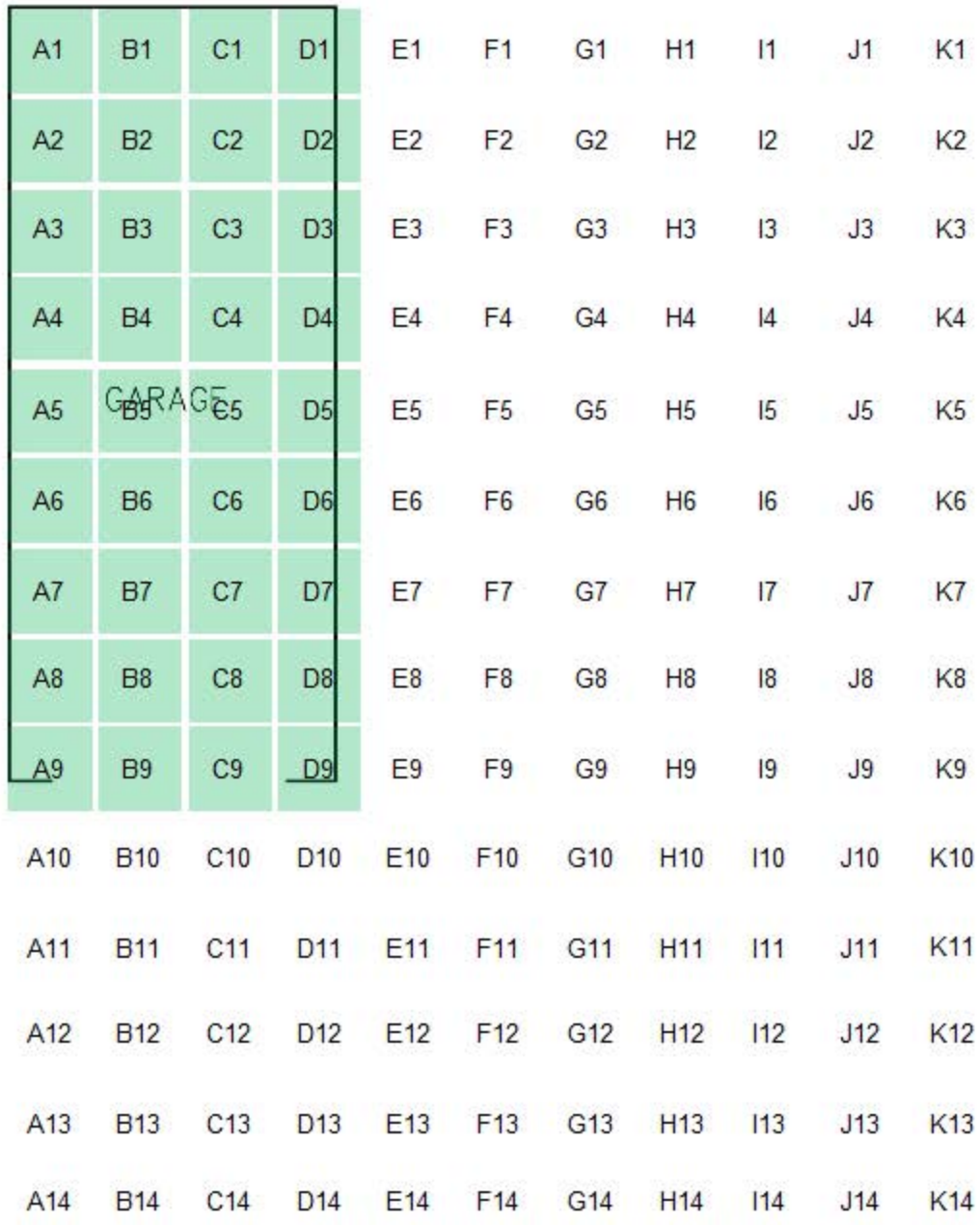

Survey Information:

Grid	Primary Reading	Unit	Desc.	Cell Note	2nd Reading	Unit	Desc.	Cell Note	3rd Reading	Unit	Desc.	Cell Note	Anomaly	General Notes
A1	3.2	uR/hr	Garage			uR/hr				uR/hr			No	
A2	3.2	uR/hr	Garage			uR/hr				uR/hr			No	
A3	3.2	uR/hr	Garage			uR/hr				uR/hr			No	
A4	3.6	uR/hr	Garage			uR/hr				uR/hr			No	
A5	3.2	uR/hr	Garage			uR/hr				uR/hr			No	
A6	3.6	uR/hr	Garage			uR/hr				uR/hr			No	
A7	3.2	uR/hr	Garage			uR/hr				uR/hr			No	
A8	3.2	uR/hr	Garage			uR/hr				uR/hr			No	
A9	3.2	uR/hr	Garage	Percentage of grid falls outside of unit.		uR/hr				uR/hr			No	5% accessible
B1	3.2	uR/hr	Garage			uR/hr				uR/hr			No	
B2	3.2	uR/hr	Garage			uR/hr				uR/hr			No	
B3	3.2	uR/hr	Garage			uR/hr				uR/hr			No	
B4	3.2	uR/hr	Garage			uR/hr				uR/hr			No	
B5	2.8	uR/hr	Garage			uR/hr				uR/hr			No	
B6	3.2	uR/hr	Garage			uR/hr				uR/hr			No	
B7	3.2	uR/hr	Garage			uR/hr				uR/hr			No	
B8	3.2	uR/hr	Garage			uR/hr				uR/hr			No	
B9	3.2	uR/hr	Garage	Percentage of grid falls outside of unit.		uR/hr				uR/hr			No	10% accessible
C1	3.2	uR/hr	Garage			uR/hr				uR/hr			No	
C2	3.2	uR/hr	Garage			uR/hr				uR/hr			No	
C3	3.2	uR/hr	Garage			uR/hr				uR/hr			No	
C4	3.2	uR/hr	Garage			uR/hr				uR/hr			No	
C5	3.2	uR/hr	Garage			uR/hr				uR/hr			No	
C6	3.2	uR/hr	Garage			uR/hr				uR/hr			No	
C7	3.2	uR/hr	Garage			uR/hr				uR/hr			No	

Grid	Primary Reading	Unit	Desc.	Cell Note	2nd Reading	Unit	Desc.	Cell Note	3rd Reading	Unit	Desc.	Cell Note	Anomaly	General Notes
C8	3.2	uR/hr	Garage			uR/hr				uR/hr			No	
C9	3.2	uR/hr	Garage	Percentage of grid falls outside of unit.		uR/hr				uR/hr			No	10% accessible
D1	3.2	uR/hr	Garage	Percentage of grid falls outside of unit.		uR/hr				uR/hr			No	30% accessible
D2	2.8	uR/hr	Garage	Percentage of grid falls outside of unit.		uR/hr				uR/hr			No	30% accessible
D3	3.2	uR/hr	Garage	Percentage of grid falls outside of unit.		uR/hr				uR/hr			No	30% accessible
D4	3.2	uR/hr	Garage	Percentage of grid falls outside of unit.		uR/hr				uR/hr			No	30% accessible
D5	2.8	uR/hr	Garage	Percentage of grid falls outside of unit.		uR/hr				uR/hr			No	30% accessible
D6	3.2	uR/hr	Garage	Percentage of grid falls outside of unit.		uR/hr				uR/hr			No	30% accessible
D7	3.2	uR/hr	Garage	Percentage of grid falls outside of unit.		uR/hr				uR/hr			No	30% accessible
D8	3.2	uR/hr	Garage	Percentage of grid falls outside of unit.		uR/hr				uR/hr			No	30% accessible
D9	3.2	uR/hr	Garage	Percentage of grid falls outside of unit.		uR/hr				uR/hr			No	5% accessible

CBI Supervisor : Adam Hickok

Signature :

Senior Technician : Phillip Perez

Signature :

Signoff Notes:

Summary Report
1410 Flounder Court Unit G4

Unit Summary :

Completion Date:	6/25/2014 3:49 PM
Instrument:	193-6
Serial #:	309110
Layout:	Garage
Background Reading:	3.6 uR/hr
Dimensions (m):	D 8.2 W 3.3
Unit Furnished:	Yes
Tenant Present:	Yes
Unit Notes:	

Summary Statistics :

Total # of Readings:	36	
Average:	3.96	uR/hr
Standard Deviation:	0.23	uR/hr
Minimum:	3.60	uR/hr
Maximum:	4.40	uR/hr
Median:	4.00	uR/hr
# Anomalies:	0	

Grid Legend:

- No anomalous measurements
- Inaccessible (no measurement collected)
- Anomaly (elevated measurement)

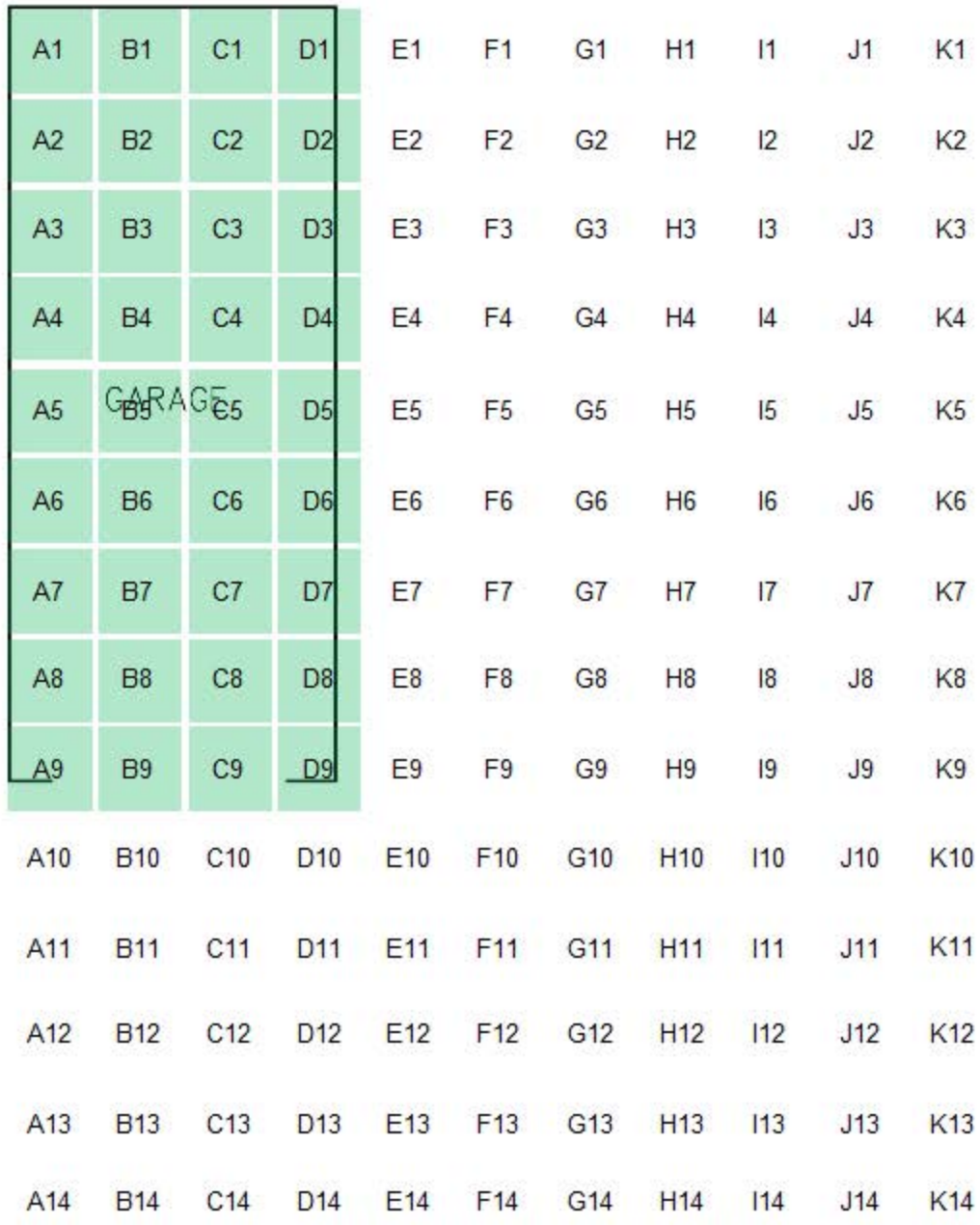

Survey Information:

Grid	Primary Reading	Unit	Desc.	Cell Note	2nd Reading	Unit	Desc.	Cell Note	3rd Reading	Unit	Desc.	Cell Note	Anomaly	General Notes
A1	4.0	uR/hr	Garage			uR/hr				uR/hr			No	
A2	4.0	uR/hr	Garage			uR/hr				uR/hr			No	
A3	3.6	uR/hr	Garage			uR/hr				uR/hr			No	
A4	3.6	uR/hr	Garage			uR/hr				uR/hr			No	
A5	3.6	uR/hr	Garage			uR/hr				uR/hr			No	
A6	3.6	uR/hr	Garage			uR/hr				uR/hr			No	
A7	4.0	uR/hr	Garage			uR/hr				uR/hr			No	
A8	3.6	uR/hr	Garage			uR/hr				uR/hr			No	
A9	3.6	uR/hr	Garage	Percentage of grid falls outside of unit.		uR/hr				uR/hr			No	20% accessible
B1	4.0	uR/hr	Garage			uR/hr				uR/hr			No	
B2	4.0	uR/hr	Garage			uR/hr				uR/hr			No	
B3	4.0	uR/hr	Garage			uR/hr				uR/hr			No	
B4	4.0	uR/hr	Garage			uR/hr				uR/hr			No	
B5	4.0	uR/hr	Garage			uR/hr				uR/hr			No	
B6	4.0	uR/hr	Garage			uR/hr				uR/hr			No	
B7	3.6	uR/hr	Garage			uR/hr				uR/hr			No	
B8	4.0	uR/hr	Garage			uR/hr				uR/hr			No	
B9	3.6	uR/hr	Garage	Percentage of grid falls outside of unit.		uR/hr				uR/hr			No	20% accessible
C1	4.0	uR/hr	Garage			uR/hr				uR/hr			No	
C2	4.0	uR/hr	Garage			uR/hr				uR/hr			No	
C3	4.0	uR/hr	Garage			uR/hr				uR/hr			No	
C4	4.0	uR/hr	Garage			uR/hr				uR/hr			No	
C5	4.0	uR/hr	Garage			uR/hr				uR/hr			No	
C6	4.4	uR/hr	Garage			uR/hr				uR/hr			No	
C7	4.0	uR/hr	Garage			uR/hr				uR/hr			No	

Summary Report
1410 Flounder Court Unit G4

Grid	Primary Reading	Unit	Desc.	Cell Note	2nd Reading	Unit	Desc.	Cell Note	3rd Reading	Unit	Desc.	Cell Note	Anomaly	General Notes
C8	4.0	uR/hr	Garage			uR/hr				uR/hr			No	
C9	4.0	uR/hr	Garage	Percentage of grid falls outside of unit.		uR/hr				uR/hr			No	20% accessible
D1	4.4	uR/hr	Garage	Percentage of grid falls outside of unit.		uR/hr				uR/hr			No	30% accessible
D2	4.4	uR/hr	Garage	Percentage of grid falls outside of unit.		uR/hr				uR/hr			No	30% accessible
D3	4.0	uR/hr	Garage	Percentage of grid falls outside of unit.		uR/hr				uR/hr			No	30% accessible
D4	4.0	uR/hr	Garage	Percentage of grid falls outside of unit.		uR/hr				uR/hr			No	30% accessible
D5	4.0	uR/hr	Garage	Percentage of grid falls outside of unit.		uR/hr				uR/hr			No	30% accessible
D6	4.4	uR/hr	Garage	Percentage of grid falls outside of unit.		uR/hr				uR/hr			No	30% accessible
D7	4.0	uR/hr	Garage	Percentage of grid falls outside of unit.		uR/hr				uR/hr			No	30% accessible
D8	4.0	uR/hr	Garage	Percentage of grid falls outside of unit.		uR/hr				uR/hr			No	30% accessible
D9	4.0	uR/hr	Garage	Percentage of grid falls outside of unit.		uR/hr				uR/hr			No	15% accessible

CBI Supervisor : Carlos Bernal

Signature :

Signoff Notes:

Senior Technician : Antonio Neotti

Signature :

Summary Report
1410 Flounder Court Unit G5

Unit Summary :

Completion Date:	6/25/2014 12:17 PM
Instrument:	193-6
Serial #:	293633
Layout:	Garage
Background Reading:	3.2 uR/hr
Dimensions (m):	D 8.1 W 3.3
Unit Furnished:	Yes
Tenant Present:	Yes
Unit Notes:	

Ludlum Model 19 #267078 used to survey contact with floor under portions of semi-movable car. Additional background reading of 5 µR/hr taken at standard location and height with Model 19.

Summary Statistics :

Total # of Readings:	36	
Average:	3.56	uR/hr
Standard Deviation:	0.29	uR/hr
Minimum:	3.20	uR/hr
Maximum:	5.00	uR/hr
Median:	3.60	uR/hr
# Anomalies:	0	

Grid Legend:

- No anomalous measurements
- Inaccessible (no measurement collected)
- Anomaly (elevated measurement)

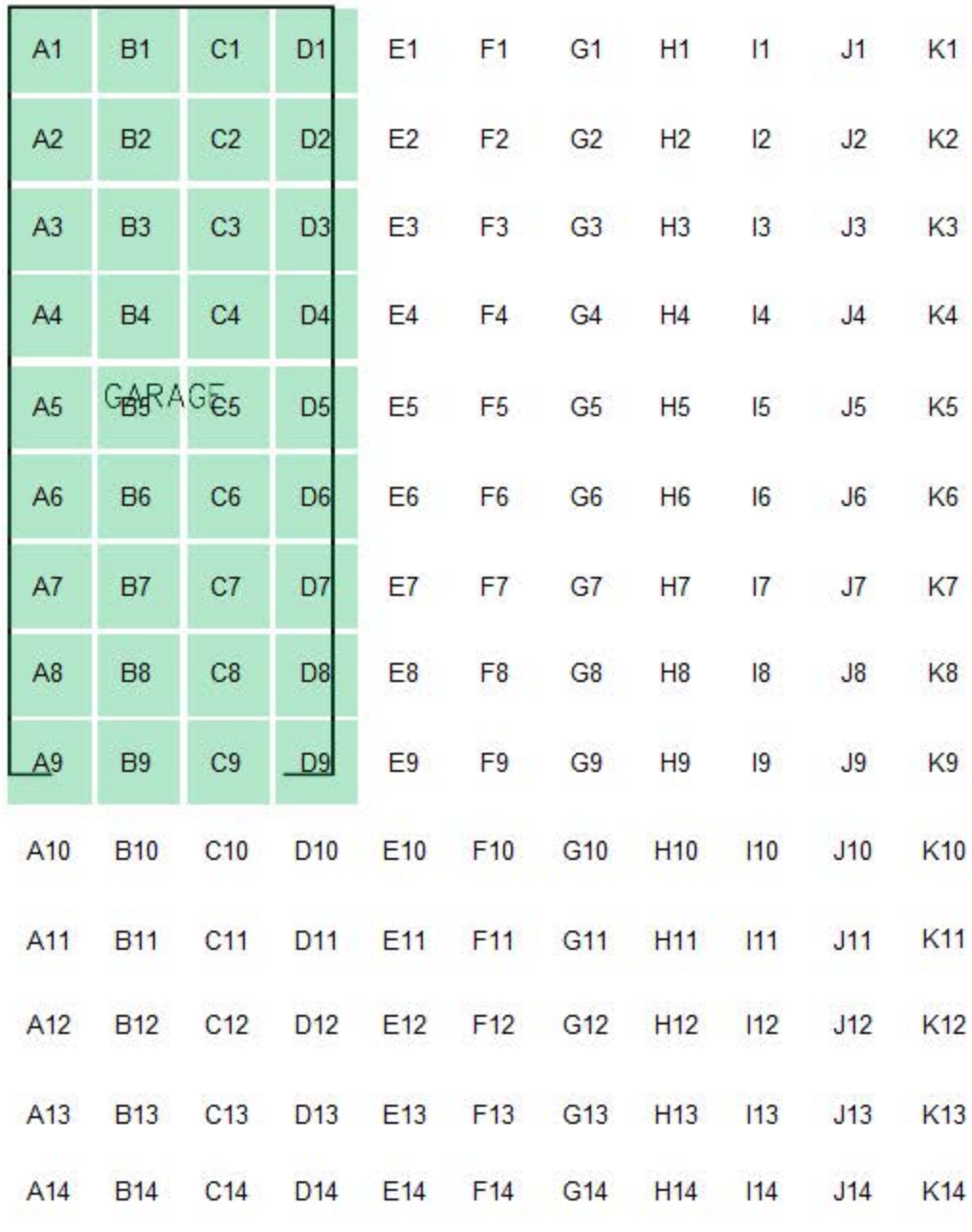

Survey Information:

Grid	Primary Reading	Unit	Desc.	Cell Note	2nd Reading	Unit	Desc.	Cell Note	3rd Reading	Unit	Desc.	Cell Note	Anomaly	General Notes
A1	3.6	uR/hr	Garage			uR/hr				uR/hr			No	
A2	3.6	uR/hr	Garage			uR/hr				uR/hr			No	
A3	3.6	uR/hr	Garage			uR/hr				uR/hr			No	
A4	3.6	uR/hr	Garage			uR/hr				uR/hr			No	
A5	3.2	uR/hr	Garage		5.0	uR/hr	Garage			uR/hr			No	50% surveyed with Ludlum Model 193-6. 50% surveyed with Ludlum Model 19 # 267078. Optional static taken with Model 19 contact with floor.
A6	3.2	uR/hr	Garage		5.0	uR/hr	Garage			uR/hr			No	50% surveyed with 193-6. 50% surveyed with Model 19 # 267078. Optional static taken with Model 19 on contact with floor.
A7	3.2	uR/hr	Garage		5.0	uR/hr	Garage			uR/hr			No	50% surveyed with 193-6. 50% surveyed with Model 19 SN# 267078. Optional static taken with Model 19.
A8	3.2	uR/hr	Garage			uR/hr				uR/hr			No	
A9	3.6	uR/hr	Garage	Percentage of grid falls outside of unit.		uR/hr				uR/hr			No	10% accessible
B1	3.6	uR/hr	Garage			uR/hr				uR/hr			No	

Grid	Primary Reading	Unit	Desc.	Cell Note	2nd Reading	Unit	Desc.	Cell Note	3rd Reading	Unit	Desc.	Cell Note	Anomaly	General Notes
B2	3.6	uR/hr	Garage			uR/hr				uR/hr			No	
B3	3.6	uR/hr	Garage			uR/hr				uR/hr			No	
B4	3.6	uR/hr	Garage			uR/hr				uR/hr			No	
B5	3.6	uR/hr	Garage		5.0	uR/hr	Garage			uR/hr			No	30% scanned with Model 193 -6; remainder scanned on contact with Model 19 # 267078. Optional static taken with Model 19 on contact with floor.
B6	5.0	uR/hr	Garage			uR/hr				uR/hr			No	100% scanned on contact with Model 19 # 267078. Static taken with Model 19 on contact with floor.
B7	3.6	uR/hr	Garage		4.0	uR/hr	Garage			uR/hr			No	30% scanned with Model 193 -6; remainder scanned on contact with Model 19 # 267078. Optional static taken with Model 19 on contact with floor.
B8	3.6	uR/hr	Garage			uR/hr				uR/hr			No	
B9	3.6	uR/hr	Garage	Percentage of grid falls outside of unit.		uR/hr				uR/hr			No	10% accessible
C1	3.6	uR/hr	Garage			uR/hr				uR/hr			No	
C2	3.6	uR/hr	Garage			uR/hr				uR/hr			No	

Grid	Primary Reading	Unit	Desc.	Cell Note	2nd Reading	Unit	Desc.	Cell Note	3rd Reading	Unit	Desc.	Cell Note	Anomaly	General Notes
C3	3.6	uR/hr	Garage			uR/hr				uR/hr			No	
C4	3.6	uR/hr	Garage			uR/hr				uR/hr			No	
C5	3.6	uR/hr	Garage		5.0	uR/hr	Garage			uR/hr			No	50% surveyed with Model 193 -6. 50% surveyed with Model 19 # 267078. Optional static taken with Model 19 on contact with floor.
C6	3.2	uR/hr	Garage		5.0	uR/hr	Garage			uR/hr			No	50% surveyed with 193-6. 50% surveyed with Model 19 # 267078. Optional static taken with Model 19 on contact with floor.
C7	3.2	uR/hr	Garage		4.0	uR/hr	Garage			uR/hr			No	50% surveyed with 193-6. 50% surveyed with Model 19 # 267078. Optional static taken with Model 19 contact with floor.
C8	3.6	uR/hr	Garage			uR/hr				uR/hr			No	
C9	3.6	uR/hr	Garage	Percentage of grid falls outside of unit.		uR/hr				uR/hr			No	10% accessible
D1	3.6	uR/hr	Garage	Percentage of grid falls outside of unit.		uR/hr				uR/hr			No	30% accessible
D2	3.6	uR/hr	Garage	Percentage of grid falls outside of unit.		uR/hr				uR/hr			No	30% accessible

Grid	Primary Reading	Unit	Desc.	Cell Note	2nd Reading	Unit	Desc.	Cell Note	3rd Reading	Unit	Desc.	Cell Note	Anomaly	General Notes
D3	3.2	uR/hr	Garage	Percentage of grid falls outside of unit.		uR/hr				uR/hr			No	30% accessible
D4	3.6	uR/hr	Garage	Percentage of grid falls outside of unit.		uR/hr				uR/hr			No	30% accessible
D5	3.6	uR/hr	Garage	Percentage of grid falls outside of unit.		uR/hr				uR/hr			No	30% accessible
D6	3.6	uR/hr	Garage	Percentage of grid falls outside of unit.		uR/hr				uR/hr			No	30% accessible
D7	3.6	uR/hr	Garage	Percentage of grid falls outside of unit.		uR/hr				uR/hr			No	30% accessible
D8	3.6	uR/hr	Garage	Percentage of grid falls outside of unit.		uR/hr				uR/hr			No	30% accessible
D9	3.6	uR/hr	Garage	Percentage of grid falls outside of unit.		uR/hr				uR/hr			No	5% accessible

CBI Supervisor : Tina Piquet

Signature :

Senior Technician : Daphne Degering

Signature :



Signoff Notes:

Summary Report
1410 Flounder Court Unit G6

Unit Summary :

Completion Date:	6/24/2014 12:40 PM
Instrument:	193-6
Serial #:	309136
Layout:	Garage
Background Reading:	3.2 uR/hr
Dimensions (m):	D 8 W 3.3
Unit Furnished:	Yes
Tenant Present:	Yes
Unit Notes:	

Summary Statistics :

Total # of Readings:	36	
Average:	3.09	uR/hr
Standard Deviation:	0.18	uR/hr
Minimum:	2.80	uR/hr
Maximum:	3.20	uR/hr
Median:	3.20	uR/hr
# Anomalies:	0	

Grid Legend:

- No anomalous measurements
- Inaccessible (no measurement collected)
- Anomaly (elevated measurement)

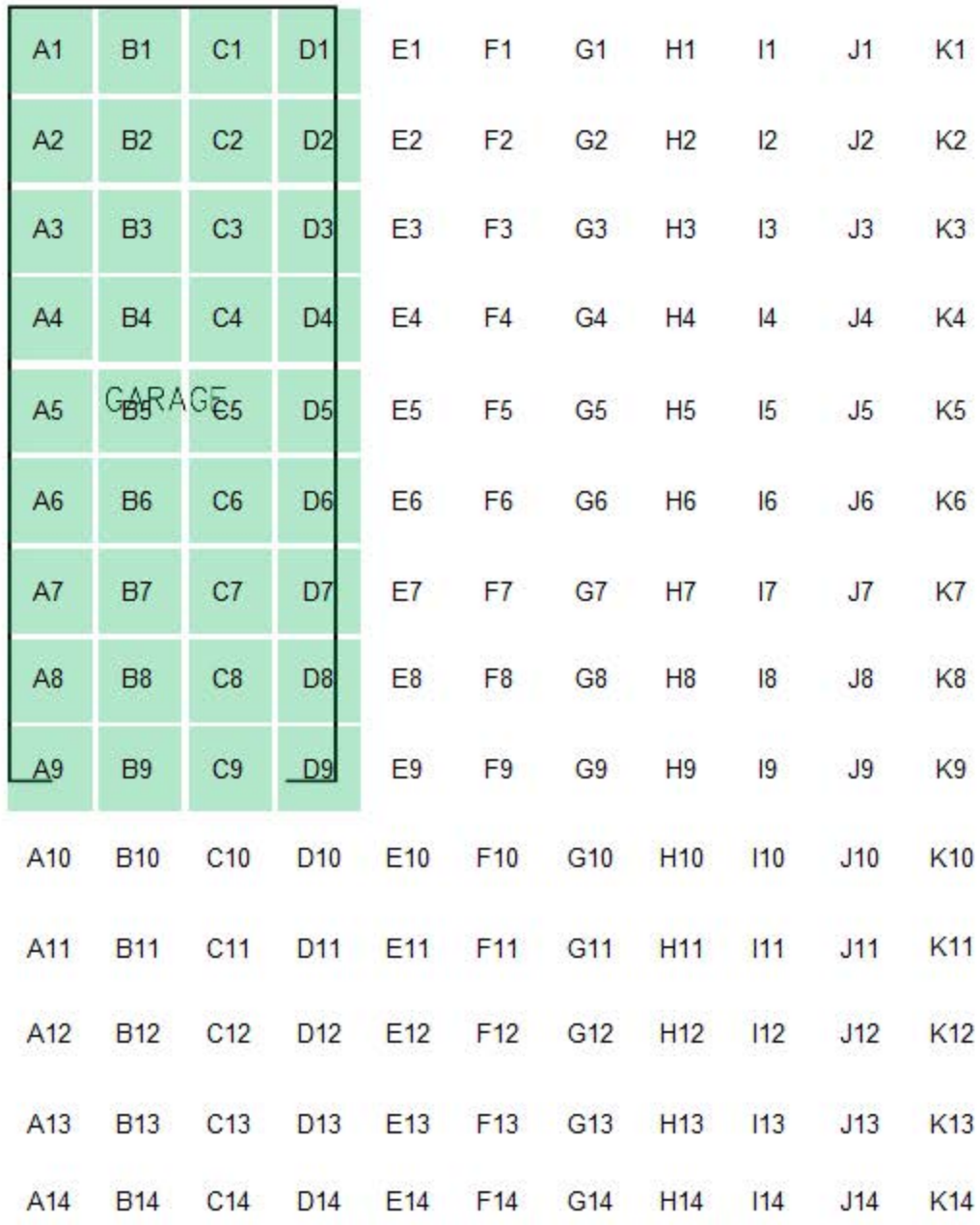

Survey Information:

Grid	Primary Reading	Unit	Desc.	Cell Note	2nd Reading	Unit	Desc.	Cell Note	3rd Reading	Unit	Desc.	Cell Note	Anomaly	General Notes
A1	3.2	uR/hr	Garage			uR/hr				uR/hr			No	
A2	3.2	uR/hr	Garage			uR/hr				uR/hr			No	
A3	3.2	uR/hr	Garage			uR/hr				uR/hr			No	
A4	3.2	uR/hr	Garage			uR/hr				uR/hr			No	
A5	3.2	uR/hr	Garage			uR/hr				uR/hr			No	
A6	3.2	uR/hr	Garage			uR/hr				uR/hr			No	
A7	3.2	uR/hr	Garage			uR/hr				uR/hr			No	
A8	3.2	uR/hr	Garage			uR/hr				uR/hr			No	
A9	3.2	uR/hr	Garage	Percentage of grid falls outside of unit.		uR/hr				uR/hr			No	20% accessible, remainder is exterior
B1	2.8	uR/hr	Garage			uR/hr				uR/hr			No	
B2	2.8	uR/hr	Garage			uR/hr				uR/hr			No	
B3	3.2	uR/hr	Garage			uR/hr				uR/hr			No	
B4	3.2	uR/hr	Garage			uR/hr				uR/hr			No	
B5	3.2	uR/hr	Garage			uR/hr				uR/hr			No	
B6	3.2	uR/hr	Garage			uR/hr				uR/hr			No	
B7	3.2	uR/hr	Garage			uR/hr				uR/hr			No	
B8	2.8	uR/hr	Garage			uR/hr				uR/hr			No	
B9	3.2	uR/hr	Garage	Percentage of grid falls outside of unit.		uR/hr				uR/hr			No	20% accessible, remainder is exterior
C1	2.8	uR/hr	Garage			uR/hr				uR/hr			No	
C2	3.2	uR/hr	Garage			uR/hr				uR/hr			No	
C3	3.2	uR/hr	Garage			uR/hr				uR/hr			No	
C4	3.2	uR/hr	Garage			uR/hr				uR/hr			No	
C5	3.2	uR/hr	Garage			uR/hr				uR/hr			No	
C6	3.2	uR/hr	Garage			uR/hr				uR/hr			No	

Grid	Primary Reading	Unit	Desc.	Cell Note	2nd Reading	Unit	Desc.	Cell Note	3rd Reading	Unit	Desc.	Cell Note	Anomaly	General Notes
C7	2.8	uR/hr	Garage			uR/hr				uR/hr			No	
C8	3.2	uR/hr	Garage			uR/hr				uR/hr			No	
C9	3.2	uR/hr	Garage	Percentage of grid falls outside of unit.		uR/hr				uR/hr			No	20% accessible, remainder is exterior
D1	3.2	uR/hr	Garage	Percentage of grid falls outside of unit.		uR/hr				uR/hr			No	30% accessible, remainder is exterior
D2	2.8	uR/hr	Garage	Percentage of grid falls outside of unit.		uR/hr				uR/hr			No	30% accessible, remainder is exterior
D3	2.8	uR/hr	Garage	Percentage of grid falls outside of unit.		uR/hr				uR/hr			No	30% accessible, remainder is exterior
D4	2.8	uR/hr	Garage	Percentage of grid falls outside of unit.		uR/hr				uR/hr			No	30% accessible, remainder is exterior
D5	2.8	uR/hr	Garage	Percentage of grid falls outside of unit.		uR/hr				uR/hr			No	30% accessible, remainder is exterior
D6	2.8	uR/hr	Garage	Percentage of grid falls outside of unit.		uR/hr				uR/hr			No	30% accessible, remainder is exterior
D7	3.2	uR/hr	Garage	Percentage of grid falls outside of unit.		uR/hr				uR/hr			No	30% accessible, remainder is exterior
D8	3.2	uR/hr	Garage	Percentage of grid falls outside of unit.		uR/hr				uR/hr			No	30% accessible, remainder is exterior
D9	3.2	uR/hr	Garage	Grids are outside unit interior boundary.		uR/hr				uR/hr			No	20% accessible, remainder is exterior

CBI Supervisor : Adam Hickok

Signature :

Senior Technician : Phillip Perez

Signature :

Signoff Notes:

Summary Report
1411 Flounder Court Unit A

Unit Summary :

Completion Date:	6/20/2014 12:19 PM
Instrument:	193-6
Serial #:	309119
Layout:	Floor Plan 8
Background Reading:	3.2 uR/hr
Dimensions (m):	D 10.07 W 12.4
Unit Furnished:	No
Tenant Present:	No
Unit Notes:	

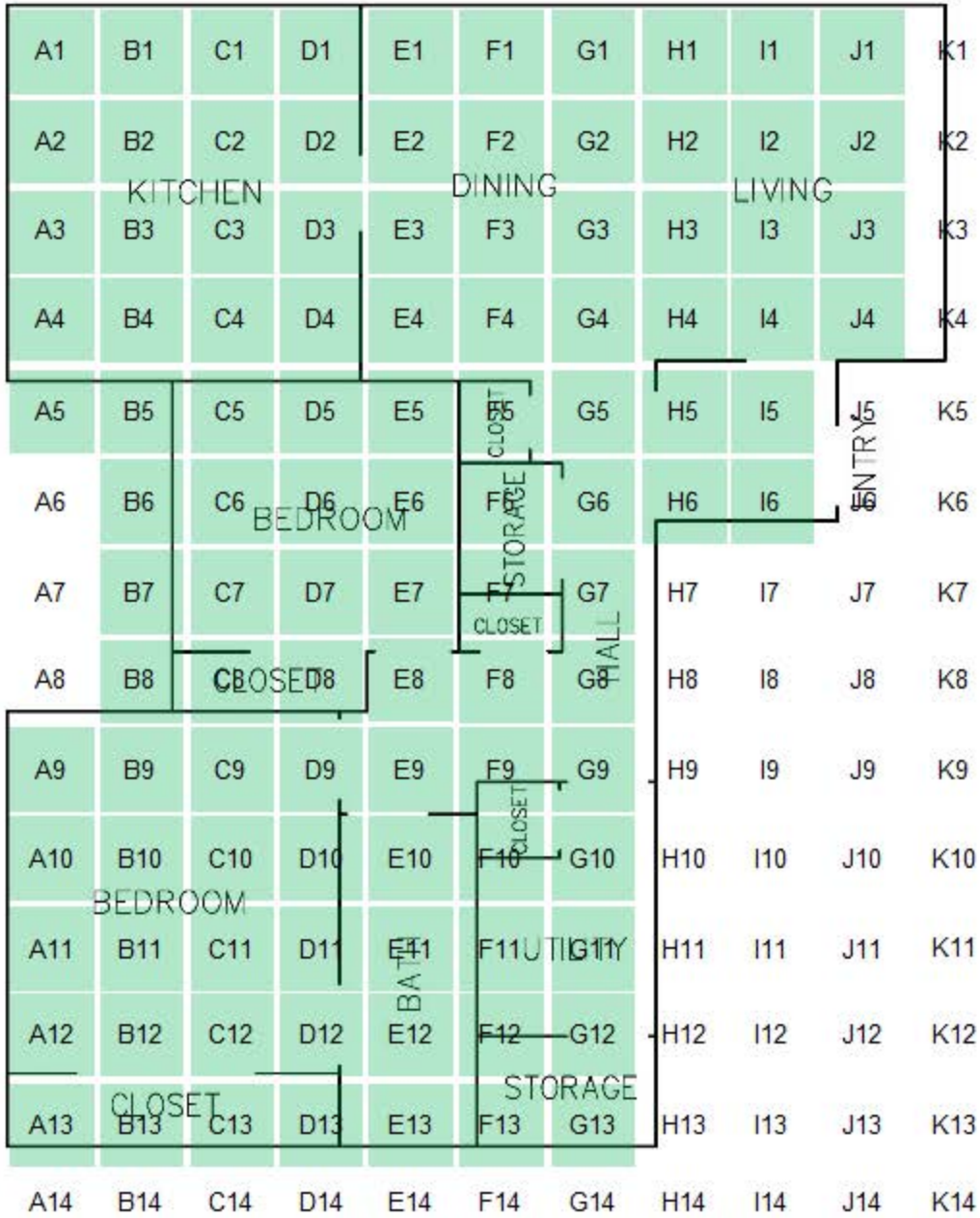

Summary Statistics :

Total # of Readings:	104	
Average:	3.42	uR/hr
Standard Deviation:	0.25	uR/hr
Minimum:	2.80	uR/hr
Maximum:	4.00	uR/hr
Median:	3.60	uR/hr
# Anomalies:	0	

Grid Legend:

- No anomalous measurements
- Inaccessible (no measurement collected)
- Anomaly (elevated measurement)

Survey Information:

Grid	Reading	Reading Units	Anomaly	Notes	Cell Description	Second Reading	Second Reading Units	Second Reading Cell Description
A1	3.6	uR/hr	No	40% accessible	Kitchen		uR/hr	
A2	4.0	uR/hr	No		Kitchen		uR/hr	
A3	3.6	uR/hr	No	80% accessible	Kitchen		uR/hr	
A4	3.6	uR/hr	No		Kitchen		uR/hr	
A5		uR/hr	No	W 3.84 L 3.64	Kitchen		uR/hr	
A9	3.6	uR/hr	No		Bedroom		uR/hr	
A10	3.6	uR/hr	No		Bedroom		uR/hr	
A11	3.6	uR/hr	No		Bedroom		uR/hr	
A12	3.6	uR/hr	No		Bedroom		uR/hr	
A13	4.0	uR/hr	No		Closet		uR/hr	
B1	3.6	uR/hr	No	(stove) 20% accessible	Kitchen		uR/hr	
B2	3.6	uR/hr	No		Kitchen		uR/hr	
B3	3.6	uR/hr	No		Kitchen		uR/hr	
B4	3.6	uR/hr	No		Kitchen		uR/hr	
B5	3.6	uR/hr	No	20% accessible	Bedroom		uR/hr	
B6	3.6	uR/hr	No	20% accessible	Bedroom		uR/hr	
B7	3.6	uR/hr	No	20% accessible	Bedroom		uR/hr	
B8	3.6	uR/hr	No		Closet		uR/hr	
B9	3.6	uR/hr	No		Bedroom		uR/hr	
B10	3.6	uR/hr	No		Bedroom		uR/hr	
B11	3.6	uR/hr	No		Bedroom		uR/hr	
B12	3.6	uR/hr	No		Bedroom		uR/hr	
B13	4.0	uR/hr	No		Closet		uR/hr	
C1	3.6	uR/hr	No	100% accessible 50% base cabinet	Kitchen		uR/hr	
C2	3.6	uR/hr	No		Kitchen		uR/hr	
C3	3.6	uR/hr	No		Kitchen		uR/hr	
C4	3.6	uR/hr	No		Kitchen		uR/hr	

Grid	Reading	Reading Units	Anomaly	Notes	Cell Description	Second Reading	Second Reading Units	Second Reading Cell Description
C5	3.6	uR/hr	No		Bedroom		uR/hr	
C6	3.2	uR/hr	No		Bedroom		uR/hr	
C7	3.2	uR/hr	No		Bedroom		uR/hr	
C8	3.2	uR/hr	No		Closet		uR/hr	
C9	3.6	uR/hr	No		Bedroom		uR/hr	
C10	3.6	uR/hr	No		Bedroom		uR/hr	
C11	3.6	uR/hr	No		Bedroom		uR/hr	
C12	3.6	uR/hr	No		Bedroom		uR/hr	
C13	4.0	uR/hr	No		Closet		uR/hr	
D1	3.6	uR/hr	No		Kitchen		uR/hr	
D2	3.6	uR/hr	No		Kitchen		uR/hr	
D3	3.2	uR/hr	No		Kitchen		uR/hr	
D4	3.2	uR/hr	No		Kitchen		uR/hr	
D5	3.6	uR/hr	No		Bedroom		uR/hr	
D6	3.2	uR/hr	No		Bedroom		uR/hr	
D7	3.6	uR/hr	No		Bedroom		uR/hr	
D8	3.2	uR/hr	No		Closet		uR/hr	
D9	3.2	uR/hr	No		Bedroom	3.2	uR/hr	Hallway
D10	3.2	uR/hr	No		Bedroom	3.6	uR/hr	Bathroom
D11	3.6	uR/hr	No		Bedroom	3.6	uR/hr	Bathroom
D12	3.6	uR/hr	No		Bedroom	3.6	uR/hr	Bathroom
D13	3.6	uR/hr	No		Closet	3.6	uR/hr	Bathroom
E1	3.2	uR/hr	No		Dining Room		uR/hr	
E2	3.2	uR/hr	No		Dining Room		uR/hr	
E3	3.2	uR/hr	No		Dining Room		uR/hr	
E4	3.2	uR/hr	No		Dining Room		uR/hr	
E5	3.2	uR/hr	No		Bedroom		uR/hr	
E6	3.2	uR/hr	No		Bedroom		uR/hr	

Grid	Reading	Reading Units	Anomaly	Notes	Cell Description	Second Reading	Second Reading Units	Second Reading Cell Description
E7	3.2	uR/hr	No		Bedroom		uR/hr	
E8	3.2	uR/hr	No		Hallway		uR/hr	
E9	3.2	uR/hr	No		Hallway		uR/hr	
E10	3.2	uR/hr	No	100% accessible, 50% base cabinet	Bathroom		uR/hr	
E11	3.6	uR/hr	No		Bathroom		uR/hr	
E12	3.6	uR/hr	No		Bathroom		uR/hr	
E13	3.6	uR/hr	No		Bathroom		uR/hr	
F1	3.2	uR/hr	No		Dining Room		uR/hr	
F2	3.2	uR/hr	No		Dining Room		uR/hr	
F3	3.2	uR/hr	No		Dining Room		uR/hr	
F4	3.2	uR/hr	No		Dining Room		uR/hr	
F5	3.2	uR/hr	No		Closet		uR/hr	
F6	2.8	uR/hr	No	20% accessible (20" above floor)	Storage		uR/hr	
F7	2.8	uR/hr	No	60% accessible (20" above floor)	Storage	3.2	uR/hr	Closet
F8	3.2	uR/hr	No		Hallway		uR/hr	
F9	3.2	uR/hr	No		Hallway	3.2	uR/hr	Closet
F10	3.2	uR/hr	No	80% accessible	Utility	3.2	uR/hr	Closet
F11	3.2	uR/hr	No	20% accessible	Utility		uR/hr	
F12	3.6	uR/hr	No		Storage	3.2	uR/hr	Utility
F13	4.0	uR/hr	No	40% accessible	Storage		uR/hr	
G1	3.2	uR/hr	No		Dining Room		uR/hr	
G2	3.2	uR/hr	No		Dining Room		uR/hr	
G3	3.2	uR/hr	No		Dining Room		uR/hr	
G4	3.2	uR/hr	No		Dining Room		uR/hr	
G5	3.2	uR/hr	No		Hallway		uR/hr	
G6	3.2	uR/hr	No		Hallway		uR/hr	
G7	3.2	uR/hr	No		Hallway		uR/hr	
G8	3.2	uR/hr	No		Hallway		uR/hr	

Grid	Reading	Reading Units	Anomaly	Notes	Cell Description	Second Reading	Second Reading Units	Second Reading Cell Description
G9	3.2	uR/hr	No		Hallway	3.2	uR/hr	Utility
G10	3.2	uR/hr	No		Utility		uR/hr	
G11	3.2	uR/hr	No		Utility		uR/hr	
G12	3.2	uR/hr	No		Storage	3.2	uR/hr	Utility
G13	3.6	uR/hr	No	40% accessible	Storage		uR/hr	
H1	3.2	uR/hr	No		Living Room		uR/hr	
H2	3.2	uR/hr	No		Living Room		uR/hr	
H3	3.6	uR/hr	No		Living Room		uR/hr	
H4	3.2	uR/hr	No		Living Room	3.2	uR/hr	Hallway
H5	3.2	uR/hr	No		Hallway		uR/hr	
H6	3.2	uR/hr	No		Hallway		uR/hr	
I1	3.6	uR/hr	No		Living Room		uR/hr	
I2	3.6	uR/hr	No		Living Room		uR/hr	
I3	3.6	uR/hr	No		Living Room		uR/hr	
I4	3.6	uR/hr	No		Living Room	3.2	uR/hr	Hallway
I5	3.2	uR/hr	No		Hallway		uR/hr	
I6	3.2	uR/hr	No		Hallway		uR/hr	
J1	3.6	uR/hr	No		Living Room		uR/hr	
J2	3.6	uR/hr	No		Living Room		uR/hr	
J3	3.6	uR/hr	No		Living Room		uR/hr	
J4	3.6	uR/hr	No	60% accessible	Living Room		uR/hr	

CBI Supervisor : Daniel Fielding

Signature :

Senior Technician : Efraim Ramirez

Signature :

Signoff Notes:

Unit Summary :

Completion Date:	6/20/2014 4:51 PM
Instrument:	193-6
Serial #:	309127
Layout:	Floor Plan 8B
Background Reading:	3.6 uR/hr
Dimensions (m):	D 9.98 W 11.84
Unit Furnished:	Yes
Tenant Present:	Yes
Unit Notes:	

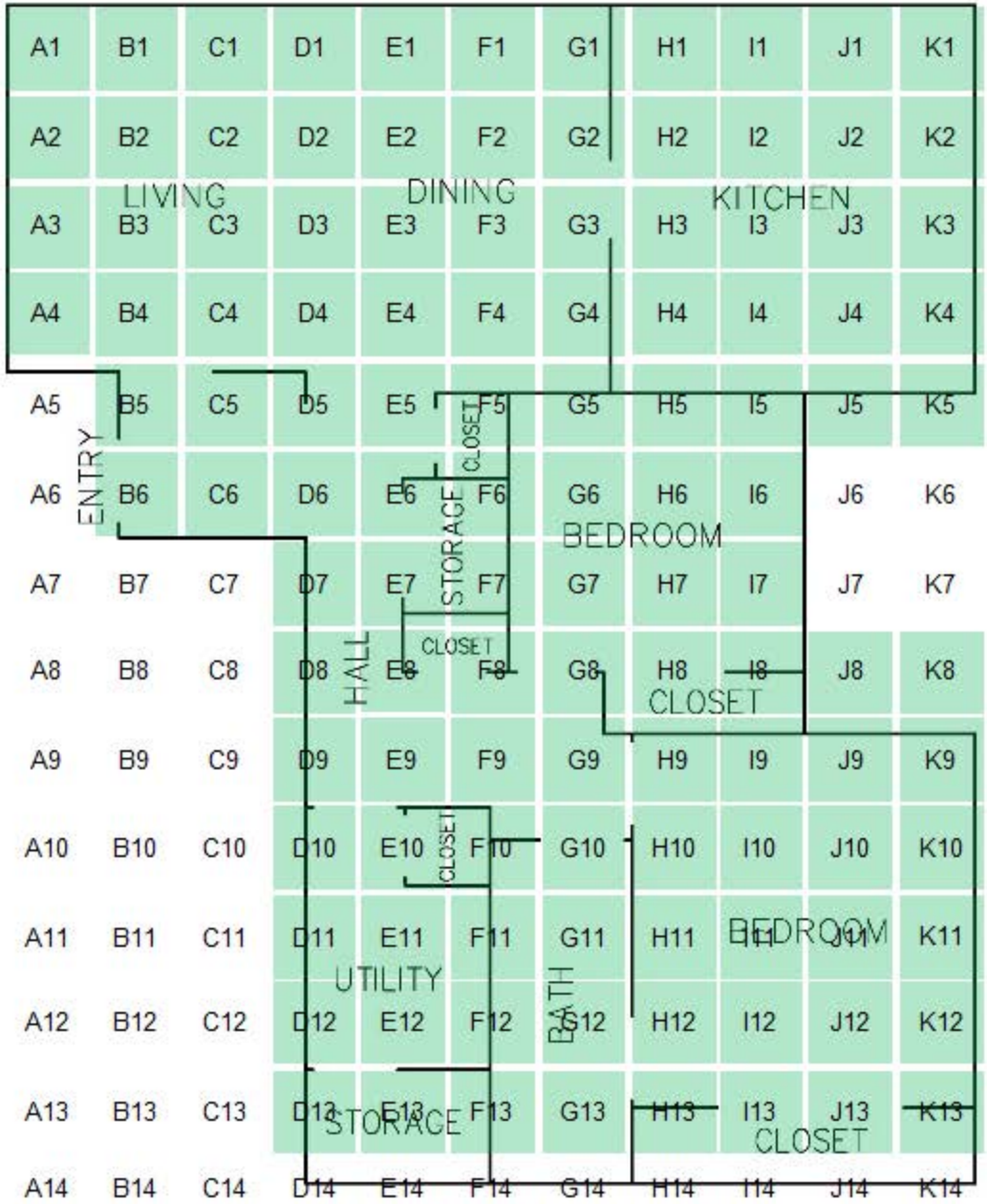

Summary Statistics :

Total # of Readings:	116	
Average:	3.96	uR/hr
Standard Deviation:	0.68	uR/hr
Minimum:	3.20	uR/hr
Maximum:	6.40	uR/hr
Median:	3.60	uR/hr
# Anomalies:	0	

Grid Legend:

- No anomalous measurements
- Inaccessible (no measurement collected)
- Anomaly (elevated measurement)

Survey Information:

Grid	Reading	Reading Units	Anomaly	Notes	Cell Description	Second Reading	Second Reading Units	Second Reading Cell Description
A1	4.0	uR/hr	No		Living Room		uR/hr	
A2	4.0	uR/hr	No		Living Room		uR/hr	
A3	4.0	uR/hr	No		Living Room		uR/hr	
A4	4.0	uR/hr	No	60% accessible	Living Room		uR/hr	
B1	3.6	uR/hr	No		Living Room		uR/hr	
B2	3.6	uR/hr	No		Living Room		uR/hr	
B3	3.6	uR/hr	No		Living Room		uR/hr	
B4	4.0	uR/hr	No	85% accessible	Living Room	3.6	uR/hr	Hallway
B5	4.0	uR/hr	No	66% accessible	Hallway		uR/hr	
B6	3.6	uR/hr	No	35% accessible	Hallway		uR/hr	
C1	3.6	uR/hr	No		Living Room		uR/hr	
C2	3.6	uR/hr	No		Living Room		uR/hr	
C3	3.6	uR/hr	No		Living Room		uR/hr	
C4	3.6	uR/hr	No		Living Room	3.6	uR/hr	Hallway
C5	3.6	uR/hr	No		Hallway		uR/hr	
C6	3.2	uR/hr	No	50% accessible	Hallway		uR/hr	
D1	3.6	uR/hr	No		Living Room		uR/hr	
D2	3.6	uR/hr	No		Living Room		uR/hr	
D3	3.6	uR/hr	No		Living Room		uR/hr	
D4	3.6	uR/hr	No		Living Room	3.6	uR/hr	Hallway
D5	3.6	uR/hr	No		Hallway		uR/hr	
D6	3.6	uR/hr	No		Hallway		uR/hr	
D7	3.6	uR/hr	No		Hallway		uR/hr	
D8	3.2	uR/hr	No		Hallway		uR/hr	
D9	3.6	uR/hr	No		Hallway	3.6	uR/hr	Utility
D10	3.6	uR/hr	No		Utility		uR/hr	
D11	3.6	uR/hr	No		Utility		uR/hr	

Grid	Reading	Reading Units	Anomaly	Notes	Cell Description	Second Reading	Second Reading Units	Second Reading Cell Description
D12	4.0	uR/hr	No		Utility		uR/hr	
D13	4.4	uR/hr	No	40% accessible	Storage		uR/hr	
E1	3.2	uR/hr	No		Dining Room		uR/hr	
E2	3.6	uR/hr	No		Dining Room		uR/hr	
E3	3.6	uR/hr	No		Dining Room		uR/hr	
E4	3.6	uR/hr	No		Dining Room		uR/hr	
E5	3.6	uR/hr	No		Hallway	3.2	uR/hr	Closet
E6	3.2	uR/hr	No	reading taken 24" from the floor	Storage		uR/hr	
E7	3.6	uR/hr	No		Closet	3.2	uR/hr	Storage
E8	3.6	uR/hr	No	no closet partial	Hallway		uR/hr	
E9	3.6	uR/hr	No		Hallway	3.6	uR/hr	Closet
E10	3.6	uR/hr	No	55% accessible	Closet	3.6	uR/hr	Utility
E11	4.0	uR/hr	No	10% accessible	Utility		uR/hr	
E12	4.0	uR/hr	No		Utility		uR/hr	
E13	4.8	uR/hr	No	40% accessible	Storage		uR/hr	
F1	3.6	uR/hr	No		Dining Room		uR/hr	
F2	3.6	uR/hr	No		Dining Room		uR/hr	
F3	3.6	uR/hr	No		Dining Room		uR/hr	
F4	3.6	uR/hr	No		Dining Room		uR/hr	
F5	3.6	uR/hr	No		Dining Room	3.6	uR/hr	Closet
F6	3.6	uR/hr	No		Bedroom		uR/hr	
F7	3.6	uR/hr	No		Bedroom	3.6	uR/hr	Closet
F8	3.6	uR/hr	No	no closet partial	Hallway		uR/hr	
F9	4.0	uR/hr	No		Hallway		uR/hr	
F10	4.4	uR/hr	No		Bathroom		uR/hr	
F11	6.0	uR/hr	No	reading taken left side of the toilet. NORM K-40 in shower tile floor	Bathroom		uR/hr	
F12	6.4	uR/hr	No	mCa file 20140620103850	Bathroom		uR/hr	

Grid	Reading	Reading Units	Anomaly	Notes	Cell Description	Second Reading	Second Reading Units	Second Reading Cell Description
F13	6.4	uR/hr	No	MCA file 20140620103850	Bathroom		uR/hr	
G1	3.6	uR/hr	No		Dining Room		uR/hr	
G2	3.6	uR/hr	No		Dining Room		uR/hr	
G3	3.6	uR/hr	No		Dining Room		uR/hr	
G4	3.6	uR/hr	No		Dining Room		uR/hr	
G5	3.6	uR/hr	No		Dining Room	3.6	uR/hr	Bedroom
G6	3.6	uR/hr	No		Bedroom		uR/hr	
G7	3.6	uR/hr	No		Bedroom		uR/hr	
G8	3.6	uR/hr	No		Hallway	3.6	uR/hr	Closet
G9	4.0	uR/hr	No		Hallway		uR/hr	
G10	4.4	uR/hr	No		Bathroom		uR/hr	
G11	6.0	uR/hr	No	MCA file 20140620103850	Bathroom		uR/hr	
G12	6.0	uR/hr	No	MCA file 20140620103850	Bathroom		uR/hr	
G13	6.4	uR/hr	No	MCA file 20140620103850	Bathroom		uR/hr	
H1	4.0	uR/hr	No		Kitchen		uR/hr	
H2	4.0	uR/hr	No		Kitchen		uR/hr	
H3	4.0	uR/hr	No		Kitchen		uR/hr	
H4	3.6	uR/hr	No		Kitchen		uR/hr	
H5	3.6	uR/hr	No		Bedroom		uR/hr	
H6	3.6	uR/hr	No		Bedroom		uR/hr	
H7	3.6	uR/hr	No		Bedroom		uR/hr	
H8	3.6	uR/hr	No		Hallway	3.6	uR/hr	Closet
H9	4.0	uR/hr	No		Hallway	3.6	uR/hr	Bedroom
H10	4.4	uR/hr	No		Bathroom	4.0	uR/hr	Bedroom
H11	4.8	uR/hr	No		Bathroom	4.0	uR/hr	Bedroom
H12	6.0	uR/hr	No	MCA file 20140620103850	Bathroom	4.8	uR/hr	Bedroom
H13	6.4	uR/hr	No	MCA file 20140620103850	Bathroom	4.8	uR/hr	Closet
I1	3.6	uR/hr	No	33% accessible	Kitchen		uR/hr	

Grid	Reading	Reading Units	Anomaly	Notes	Cell Description	Second Reading	Second Reading Units	Second Reading Cell Description
I2	3.6	uR/hr	No		Kitchen		uR/hr	
I3	3.6	uR/hr	No		Kitchen		uR/hr	
I4	3.6	uR/hr	No		Kitchen		uR/hr	
I5	4.0	uR/hr	No	33% accessible	Bedroom		uR/hr	
I6	3.6	uR/hr	No	33% accessible	Bedroom		uR/hr	
I7	3.6	uR/hr	No	33% accessible	Bedroom		uR/hr	
I8	3.6	uR/hr	No	60% accessible	Closet	3.6	uR/hr	Bedroom
I9	3.6	uR/hr	No		Bedroom		uR/hr	
I10	4.0	uR/hr	No		Bedroom		uR/hr	
I11	4.0	uR/hr	No		Bedroom		uR/hr	
I12	3.6	uR/hr	No		Bedroom	4.0	uR/hr	Closet
I13	4.4	uR/hr	No	40% accessible	Closet		uR/hr	
J1	3.6	uR/hr	No	33% accessible, partial grid -installed stove	Kitchen		uR/hr	
J2	3.6	uR/hr	No		Kitchen		uR/hr	
J3	4.0	uR/hr	No		Kitchen		uR/hr	
J4	4.0	uR/hr	No		Kitchen		uR/hr	
J5	4.0	uR/hr	No		Kitchen		uR/hr	
J8	3.6	uR/hr	No	33% accessible	Bedroom		uR/hr	
J9	4.0	uR/hr	No		Bedroom		uR/hr	
J10	4.0	uR/hr	No		Bedroom		uR/hr	
J11	4.0	uR/hr	No		Bedroom		uR/hr	
J12	4.0	uR/hr	No		Bedroom	4.0	uR/hr	Closet
J13	4.0	uR/hr	No		Closet		uR/hr	
K1	3.6	uR/hr	No	33% accessible	Kitchen		uR/hr	
K2	4.0	uR/hr	No		Kitchen		uR/hr	
K3	4.0	uR/hr	No		Kitchen		uR/hr	
K4	4.0	uR/hr	No		Kitchen		uR/hr	
K5	4.0	uR/hr	No		Kitchen		uR/hr	

Grid	Reading	Reading Units	Anomaly	Notes	Cell Description	Second Reading	Second Reading Units	Second Reading Cell Description
K8	4.4	uR/hr	No	5% accessible	Bedroom		uR/hr	
K9	4.4	uR/hr	No	10% accessible	Bedroom		uR/hr	
K10	4.4	uR/hr	No	10% accessible	Bedroom		uR/hr	
K11	4.0	uR/hr	No	10% accessible	Bedroom		uR/hr	
K12	4.0	uR/hr	No	10% accessible	Bedroom	4.0	uR/hr	Closet
K13	4.0	uR/hr	No	10% accessible	Closet		uR/hr	

Secondary Readings : G11

Secondary Type	Instrument ID	Instrument Serial	Reading	Reading Unit	Bulls Eye Location	ROC
Inspector 1000 Spectrum	Inspector 1000 Spectrum	13000529				Radium

Secondary Type	Notes
Inspector 1000 Spectrum	MCA file 20140620103850. k-40 NORM

Secondary Readings : F11

Secondary Type	Instrument ID	Instrument Serial	Reading	Reading Unit	Bulls Eye Location	ROC
Inspector 1000 Spectrum	Inspector 1000 Spectrum	13000529				Radium

Secondary Type	Notes
Inspector 1000 Spectrum	MCA file 20140620103850

Secondary Readings : F12

Secondary Type	Instrument ID	Instrument Serial	Reading	Reading Unit	Bulls Eye Location	ROC
Inspector 1000 Spectrum	Inspector 1000 Spectrum	13000529				Radium

Secondary Type	Notes
Inspector 1000 Spectrum	MCA file 20140620103850. k-40 NORM

Secondary Readings : F13

Secondary Type	Instrument ID	Instrument Serial	Reading	Reading Unit	Bulls Eye Location	ROC
Inspector 1000 Spectrum	Inspector 1000 Spectrum	13000529				Radium

Secondary Type	Notes
Inspector 1000 Spectrum	MCA file 20140620103850. k-40 NORM

Secondary Readings : G13

Secondary Type	Instrument ID	Instrument Serial	Reading	Reading Unit	Bulls Eye Location	ROC
Inspector 1000 Spectrum	Inspector 1000 Spectrum	13000529				Radium

Secondary Type	Notes
Inspector 1000 Spectrum	MCA file 20140620103850. k-40 NORM

Secondary Readings : H13

Secondary Type	Instrument ID	Instrument Serial	Reading	Reading Unit	Bulls Eye Location	ROC
Inspector 1000 Spectrum	Inspector 1000 Spectrum	13000529				Radium

Secondary Type	Notes
Inspector 1000 Spectrum	MCA file 20140620103850. k-40 NORM

Secondary Readings : G12

Secondary Type	Instrument ID	Instrument Serial	Reading	Reading Unit	Bulls Eye Location	ROC
Inspector 1000 Spectrum	Inspector 1000 Spectrum	13000529				Radium

Secondary Type	Notes
Inspector 1000 Spectrum	MCA file 20140620103850. k-40 NORM

Secondary Readings : H12

Secondary Type	Instrument ID	Instrument Serial	Reading	Reading Unit	Bulls Eye Location	ROC
Inspector 1000 Spectrum	Inspector 1000 Spectrum	13000529				Radium

Secondary Type	Notes
Inspector 1000 Spectrum	MCA file 20140620103850. k-40 NORM

CBI Supervisor : Garrick Anderson

Signature :

Senior Technician : Patricia Lozano

Signature :

Signoff Notes:

Summary Report
1411 Flounder Court Unit G1

Unit Summary :

Completion Date:	6/20/2014 3:56 PM	
Instrument:	193-6	
Serial #:	309110	
Layout:	Garage	
Background Reading:	3.6	uR/hr
Dimensions (m):	D	W
Unit Furnished:		
Tenant Present:		
Unit Notes:		

Summary Statistics :

Total # of Readings:	36	
Average:	3.89	uR/hr
Standard Deviation:	0.26	uR/hr
Minimum:	3.60	uR/hr
Maximum:	4.40	uR/hr
Median:	4.00	uR/hr
# Anomalies:	0	

Grid Legend:

- No anomalous measurements
- Inaccessible (no measurement collected)
- Anomaly (elevated measurement)

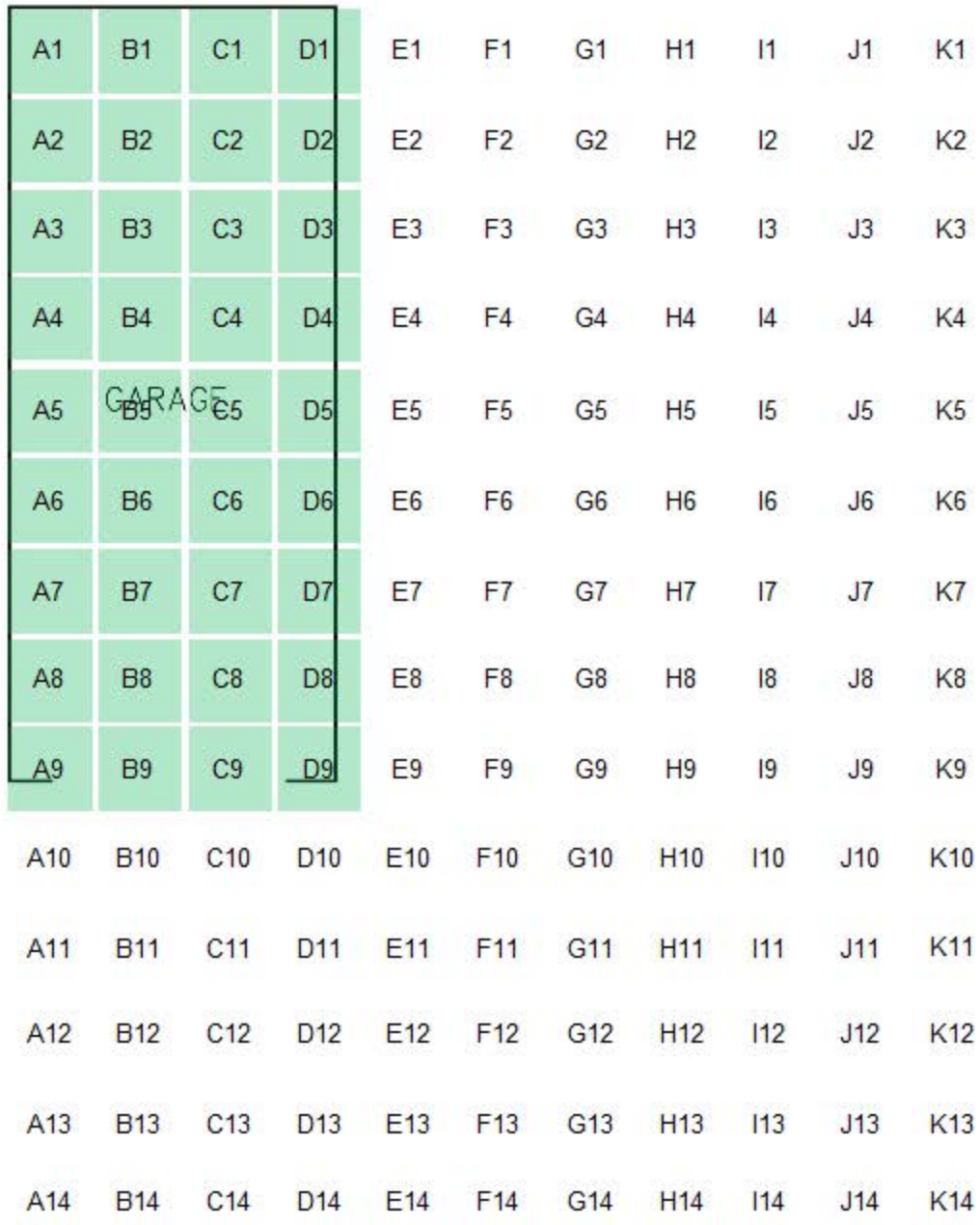

Survey Information:

Grid	Reading	Reading Units	Anomaly	Notes	Cell Description	Second Reading	Second Reading Units	Second Reading Cell Description
A1	3.6	uR/hr	No		Garage		uR/hr	
A2	3.6	uR/hr	No		Garage		uR/hr	
A3	3.6	uR/hr	No		Garage		uR/hr	
A4	3.6	uR/hr	No		Garage		uR/hr	
A5	4.0	uR/hr	No		Garage		uR/hr	
A6	4.0	uR/hr	No		Garage		uR/hr	
A7	3.6	uR/hr	No		Garage		uR/hr	
A8	3.6	uR/hr	No		Garage		uR/hr	
A9	4.0	uR/hr	No	5% accessible	Garage		uR/hr	
B1	3.6	uR/hr	No		Garage		uR/hr	
B2	3.6	uR/hr	No		Garage		uR/hr	
B3	3.6	uR/hr	No		Garage		uR/hr	
B4	4.0	uR/hr	No		Garage		uR/hr	
B5	4.0	uR/hr	No		Garage		uR/hr	
B6	4.0	uR/hr	No		Garage		uR/hr	
B7	4.0	uR/hr	No		Garage		uR/hr	
B8	3.6	uR/hr	No		Garage		uR/hr	
B9	4.0	uR/hr	No	5% accessible	Garage		uR/hr	
C1	3.6	uR/hr	No		Garage		uR/hr	
C2	3.6	uR/hr	No		Garage		uR/hr	
C3	4.0	uR/hr	No		Garage		uR/hr	
C4	4.0	uR/hr	No		Garage		uR/hr	
C5	4.0	uR/hr	No		Garage		uR/hr	
C6	4.0	uR/hr	No		Garage		uR/hr	
C7	4.0	uR/hr	No		Garage		uR/hr	
C8	4.0	uR/hr	No		Garage		uR/hr	
C9	4.4	uR/hr	No	5% accessible	Garage		uR/hr	

Grid	Reading	Reading Units	Anomaly	Notes	Cell Description	Second Reading	Second Reading Units	Second Reading Cell Description
D1	3.6	uR/hr	No	50% accessible	Garage		uR/hr	
D2	3.6	uR/hr	No	50% accessible	Garage		uR/hr	
D3	4.0	uR/hr	No	50% accessible	Garage		uR/hr	
D4	4.0	uR/hr	No	50% accessible	Garage		uR/hr	
D5	4.0	uR/hr	No	50% accessible	Garage		uR/hr	
D6	4.0	uR/hr	No	50% accessible	Garage		uR/hr	
D7	4.4	uR/hr	No	50% accessible	Garage		uR/hr	
D8	4.4	uR/hr	No	50% accessible	Garage		uR/hr	
D9	4.4	uR/hr	No	5% accessible	Garage		uR/hr	

CBI Supervisor : Carlos Bernal

Signature :

Signoff Notes:

Senior Technician : Antonio Neotti

Signature :

Summary Report
1411 Flounder Court Unit G2

Unit Summary :

Completion Date:	6/23/2014 10:22 AM
Instrument:	193-6
Serial #:	309127
Layout:	Garage
Background Reading:	4.0 uR/hr
Dimensions (m):	D 8.12 W 3.33
Unit Furnished:	Yes
Tenant Present:	No
Unit Notes:	

Summary Statistics :

Total # of Readings:	36	
Average:	3.77	uR/hr
Standard Deviation:	0.20	uR/hr
Minimum:	3.60	uR/hr
Maximum:	4.00	uR/hr
Median:	3.60	uR/hr
# Anomalies:	0	

Grid Legend:

- No anomalous measurements
- Inaccessible (no measurement collected)
- Anomaly (elevated measurement)

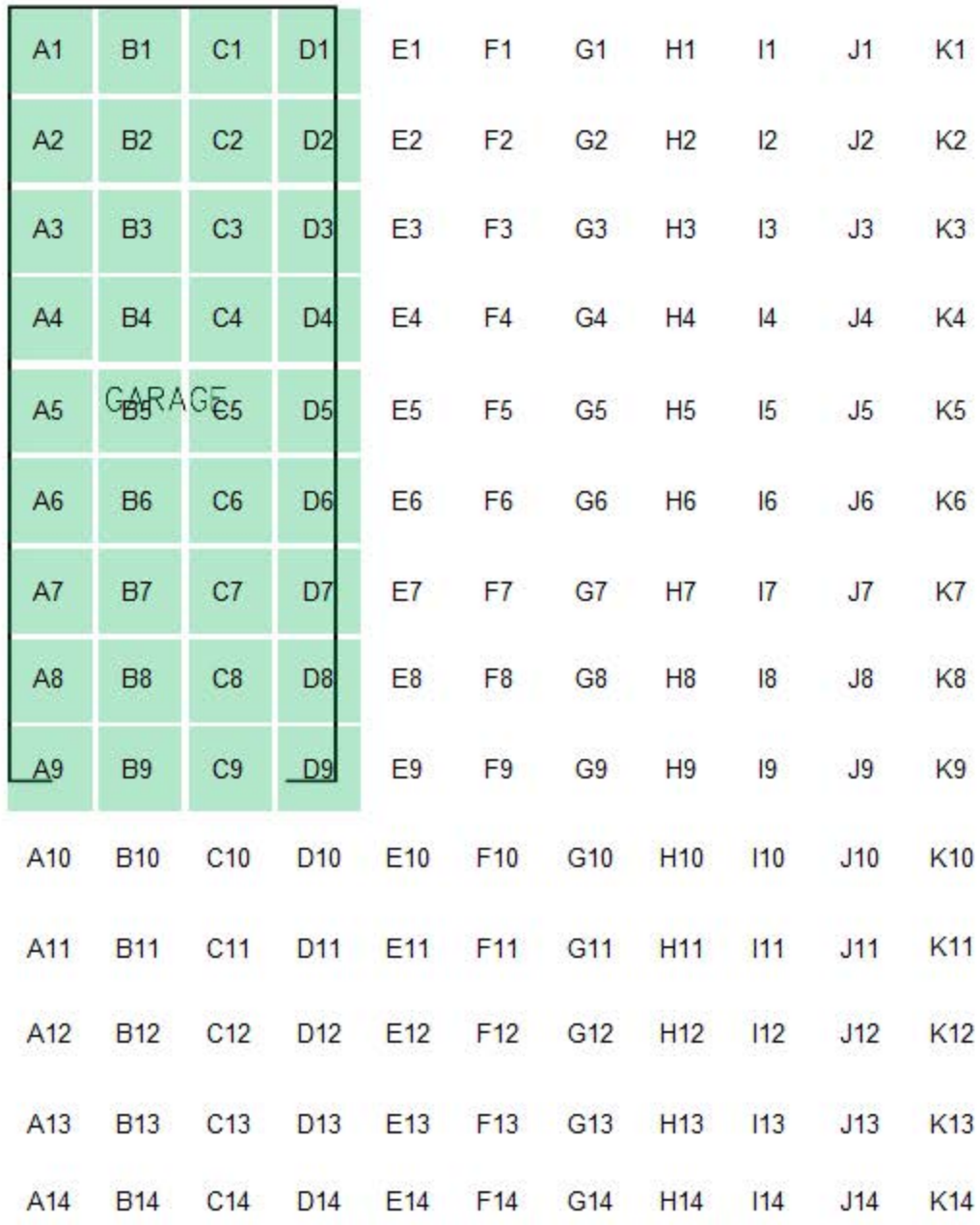

Survey Information:

Grid	Reading	Reading Units	Anomaly	Notes	Cell Description	Second Reading	Second Reading Units	Second Reading Cell Description
A1	4.0	uR/hr	No		Garage		uR/hr	
A2	3.6	uR/hr	No		Garage		uR/hr	
A3	3.6	uR/hr	No		Garage		uR/hr	
A4	3.6	uR/hr	No		Garage		uR/hr	
A5	3.6	uR/hr	No		Garage		uR/hr	
A6	3.6	uR/hr	No		Garage		uR/hr	
A7	4.0	uR/hr	No		Garage		uR/hr	
A8	3.6	uR/hr	No		Garage		uR/hr	
A9	3.6	uR/hr	No	5% accessible	Garage		uR/hr	
B1	3.6	uR/hr	No		Garage		uR/hr	
B2	4.0	uR/hr	No		Garage		uR/hr	
B3	3.6	uR/hr	No		Garage		uR/hr	
B4	3.6	uR/hr	No		Garage		uR/hr	
B5	3.6	uR/hr	No		Garage		uR/hr	
B6	3.6	uR/hr	No		Garage		uR/hr	
B7	3.6	uR/hr	No		Garage		uR/hr	
B8	3.6	uR/hr	No		Garage		uR/hr	
B9	4.0	uR/hr	No	5% accessible	Garage		uR/hr	
C1	3.6	uR/hr	No		Garage		uR/hr	
C2	3.6	uR/hr	No		Garage		uR/hr	
C3	4.0	uR/hr	No		Garage		uR/hr	
C4	3.6	uR/hr	No		Garage		uR/hr	
C5	4.0	uR/hr	No		Garage		uR/hr	
C6	4.0	uR/hr	No		Garage		uR/hr	
C7	4.0	uR/hr	No		Garage		uR/hr	
C8	4.0	uR/hr	No		Garage		uR/hr	
C9	3.6	uR/hr	No	5% accessible	Garage		uR/hr	

Grid	Reading	Reading Units	Anomaly	Notes	Cell Description	Second Reading	Second Reading Units	Second Reading Cell Description
D1	3.6	uR/hr	No	25% accessible	Garage		uR/hr	
D2	3.6	uR/hr	No	25% accessible	Garage		uR/hr	
D3	3.6	uR/hr	No	25% accessible	Garage		uR/hr	
D4	4.0	uR/hr	No	25% accessible	Garage		uR/hr	
D5	4.0	uR/hr	No	25% accessible	Garage		uR/hr	
D6	4.0	uR/hr	No	25% accessible	Garage		uR/hr	
D7	4.0	uR/hr	No	25% accessible	Garage		uR/hr	
D8	4.0	uR/hr	No	25% accessible	Garage		uR/hr	
D9	4.0	uR/hr	No	5% accessible	Garage		uR/hr	

CBI Supervisor : Garrick Anderson

Signature :

Senior Technician : Patricia Lozano

Signature :

Signoff Notes:

Summary Report
1411 Flounder Court Unit G3

Unit Summary :

Completion Date:	6/23/2014 9:33 AM
Instrument:	193-6
Serial #:	309136
Layout:	Garage
Background Reading:	3.2 uR/hr
Dimensions (m):	D 8.1 W 3.25
Unit Furnished:	Yes
Tenant Present:	Yes
Unit Notes:	

Summary Statistics :

Total # of Readings:	36	
Average:	3.26	uR/hr
Standard Deviation:	0.19	uR/hr
Minimum:	2.80	uR/hr
Maximum:	3.60	uR/hr
Median:	3.20	uR/hr
# Anomalies:	0	

Grid Legend:

- No anomalous measurements
- Inaccessible (no measurement collected)
- Anomaly (elevated measurement)

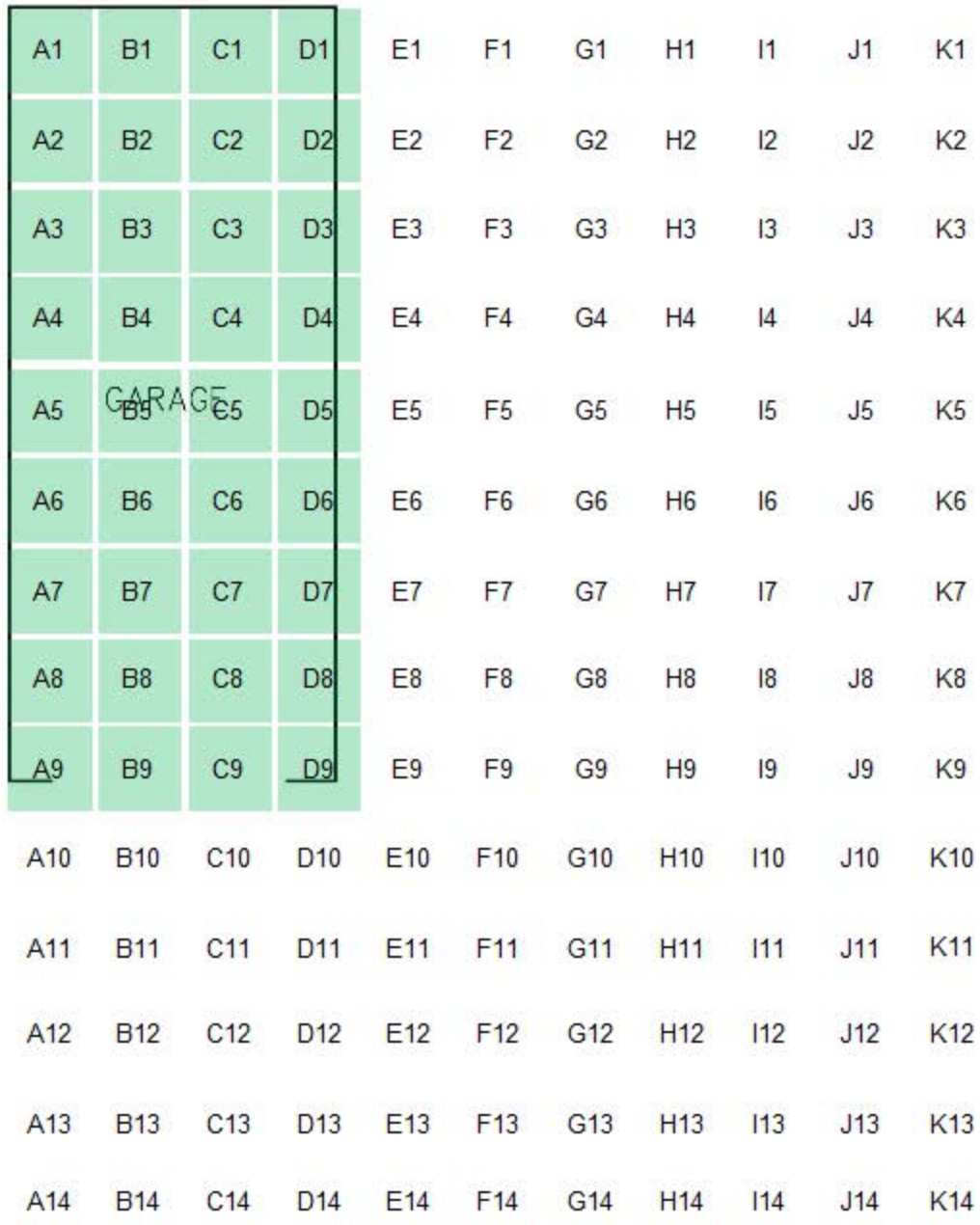

Survey Information:

Grid	Reading	Reading Units	Anomaly	Notes	Cell Description	Second Reading	Second Reading Units	Second Reading Cell Description
A1	3.6	uR/hr	No		Garage		uR/hr	
A2	3.2	uR/hr	No		Garage		uR/hr	
A3	3.6	uR/hr	No		Garage		uR/hr	
A4	3.2	uR/hr	No		Garage		uR/hr	
A5	3.2	uR/hr	No		Garage		uR/hr	
A6	3.6	uR/hr	No		Garage		uR/hr	
A7	3.6	uR/hr	No		Garage		uR/hr	
A8	3.6	uR/hr	No		Garage		uR/hr	
A9	3.6	uR/hr	No	20% accessible	Garage		uR/hr	
B1	3.6	uR/hr	No		Garage		uR/hr	
B2	3.2	uR/hr	No		Garage		uR/hr	
B3	3.2	uR/hr	No		Garage		uR/hr	
B4	3.2	uR/hr	No		Garage		uR/hr	
B5	3.2	uR/hr	No		Garage		uR/hr	
B6	3.2	uR/hr	No		Garage		uR/hr	
B7	3.2	uR/hr	No		Garage		uR/hr	
B8	3.2	uR/hr	No		Garage		uR/hr	
B9	3.2	uR/hr	No	10% accessible	Garage		uR/hr	
C1	3.2	uR/hr	No		Garage		uR/hr	
C2	3.2	uR/hr	No		Garage		uR/hr	
C3	3.2	uR/hr	No		Garage		uR/hr	
C4	3.2	uR/hr	No		Garage		uR/hr	
C5	3.2	uR/hr	No		Garage		uR/hr	
C6	3.2	uR/hr	No		Garage		uR/hr	
C7	3.2	uR/hr	No		Garage		uR/hr	
C8	3.2	uR/hr	No		Garage		uR/hr	
C9	3.2	uR/hr	No	10% accessible	Garage		uR/hr	

Grid	Reading	Reading Units	Anomaly	Notes	Cell Description	Second Reading	Second Reading Units	Second Reading Cell Description
D1	3.2	uR/hr	No	20% accessible	Garage		uR/hr	
D2	2.8	uR/hr	No	20% accessible	Garage		uR/hr	
D3	2.8	uR/hr	No	20% accessible	Garage		uR/hr	
D4	3.2	uR/hr	No	20% access	Garage		uR/hr	
D5	3.2	uR/hr	No	20% accessible	Garage		uR/hr	
D6	3.2	uR/hr	No	20% accessible	Garage		uR/hr	
D7	3.2	uR/hr	No	20% accessible	Garage		uR/hr	
D8	3.2	uR/hr	No	20% accessible	Garage		uR/hr	
D9	3.2	uR/hr	No	20% accessible	Garage		uR/hr	

CBI Supervisor : Adam Hickok

Signature :

Senior Technician : Phillip Perez

Signature :

Signoff Notes:

Summary Report
1411 Flounder Court Unit G4

Unit Summary :

Completion Date:	6/23/2014 3:46 PM
Instrument:	193-6
Serial #:	309110
Layout:	Garage
Background Reading:	4.0 uR/hr
Dimensions (m):	D 8.2 W 3.3
Unit Furnished:	Yes
Tenant Present:	Yes
Unit Notes:	

Summary Statistics :

Total # of Readings:	36	
Average:	4.08	uR/hr
Standard Deviation:	0.16	uR/hr
Minimum:	4.00	uR/hr
Maximum:	4.40	uR/hr
Median:	4.00	uR/hr
# Anomalies:	0	

Grid Legend:

- No anomalous measurements
- Inaccessible (no measurement collected)
- Anomaly (elevated measurement)

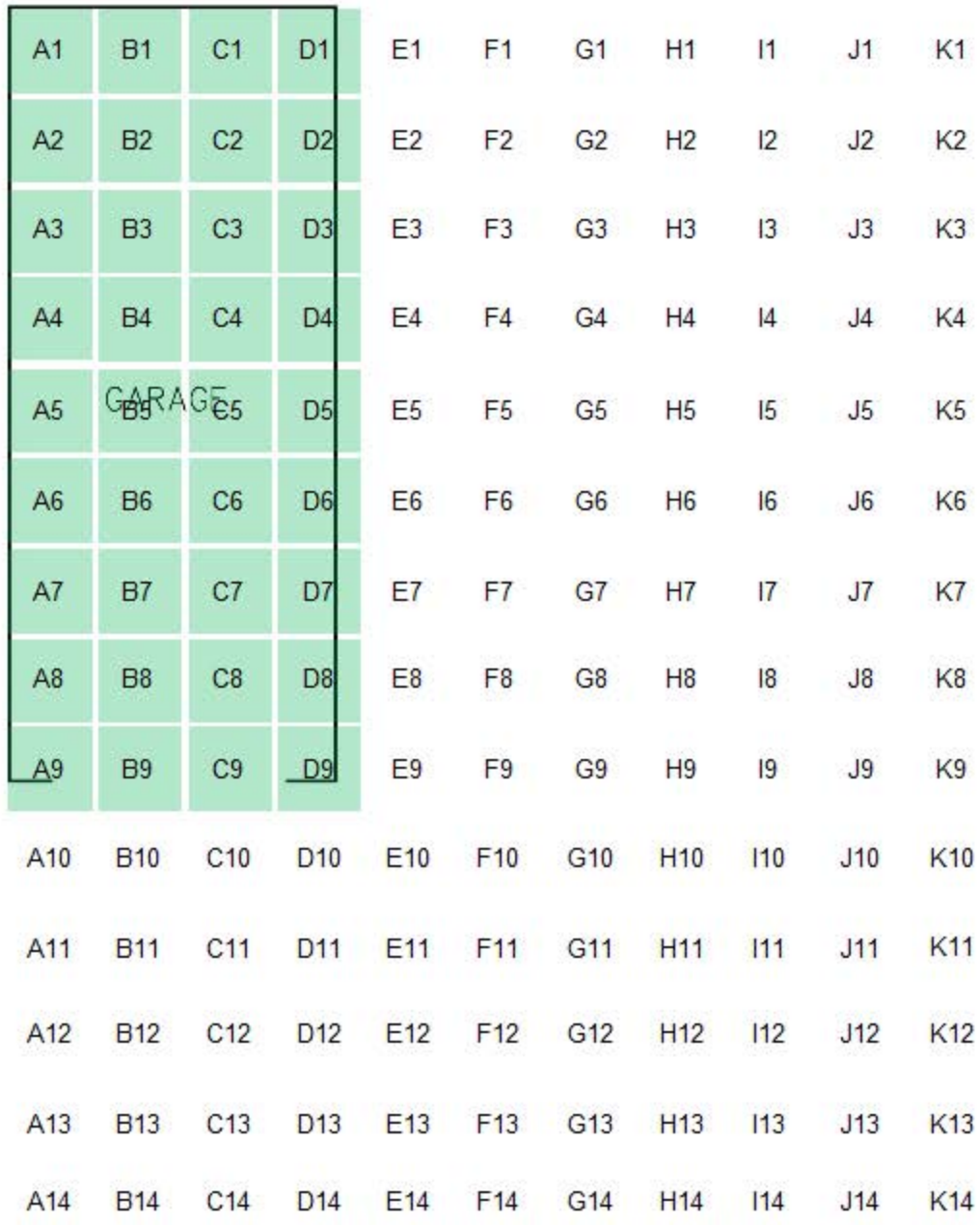

Survey Information:

Grid	Reading	Reading Units	Anomaly	Notes	Cell Description	Second Reading	Second Reading Units	Second Reading Cell Description
A1	4.0	uR/hr	No		Garage		uR/hr	
A2	4.0	uR/hr	No		Garage		uR/hr	
A3	4.0	uR/hr	No		Garage		uR/hr	
A4	4.0	uR/hr	No		Garage		uR/hr	
A5	4.0	uR/hr	No		Garage		uR/hr	
A6	4.0	uR/hr	No		Garage		uR/hr	
A7	4.0	uR/hr	No		Garage		uR/hr	
A8	4.0	uR/hr	No		Garage		uR/hr	
A9	4.0	uR/hr	No	25% accessible	Garage		uR/hr	
B1	4.0	uR/hr	No		Garage		uR/hr	
B2	4.0	uR/hr	No		Garage		uR/hr	
B3	4.0	uR/hr	No		Garage		uR/hr	
B4	4.0	uR/hr	No		Garage		uR/hr	
B5	4.0	uR/hr	No		Garage		uR/hr	
B6	4.0	uR/hr	No		Garage		uR/hr	
B7	4.0	uR/hr	No		Garage		uR/hr	
B8	4.0	uR/hr	No		Garage		uR/hr	
B9	4.0	uR/hr	No	25% accessible	Garage		uR/hr	
C1	4.0	uR/hr	No		Garage		uR/hr	
C2	4.0	uR/hr	No		Garage		uR/hr	
C3	4.0	uR/hr	No		Garage		uR/hr	
C4	4.0	uR/hr	No		Garage		uR/hr	
C5	4.0	uR/hr	No		Garage		uR/hr	
C6	4.0	uR/hr	No		Garage		uR/hr	
C7	4.0	uR/hr	No		Garage		uR/hr	
C8	4.0	uR/hr	No		Garage		uR/hr	
C9	4.4	uR/hr	No	25% accessible	Garage		uR/hr	

Grid	Reading	Reading Units	Anomaly	Notes	Cell Description	Second Reading	Second Reading Units	Second Reading Cell Description
D1	4.4	uR/hr	No	50% accessible	Garage		uR/hr	
D2	4.4	uR/hr	No	50% accessible	Garage		uR/hr	
D3	4.4	uR/hr	No	50% accessible	Garage		uR/hr	
D4	4.4	uR/hr	No	50% accessible	Garage		uR/hr	
D5	4.0	uR/hr	No	50% accessible	Garage		uR/hr	
D6	4.0	uR/hr	No	50% accessible	Garage		uR/hr	
D7	4.0	uR/hr	No	50% accessible	Garage		uR/hr	
D8	4.4	uR/hr	No	50% accessible	Garage		uR/hr	
D9	4.4	uR/hr	No	10% accessible	Garage		uR/hr	

CBI Supervisor : Carlos Bernal

Signature :

Signoff Notes:

Senior Technician : Antonio Neotti

Signature :

Summary Report
1411 Flounder Court Unit G5

Unit Summary :

Completion Date:	6/23/2014 10:12 AM
Instrument:	193-6
Serial #:	293633
Layout:	Garage
Background Reading:	3.6 uR/hr
Dimensions (m):	D 8.1 W 3.3
Unit Furnished:	Yes
Tenant Present:	Yes
Unit Notes:	

Summary Statistics :

Total # of Readings:	36	
Average:	3.63	uR/hr
Standard Deviation:	0.11	uR/hr
Minimum:	3.60	uR/hr
Maximum:	4.00	uR/hr
Median:	3.60	uR/hr
# Anomalies:	0	

Grid Legend:

- No anomalous measurements
- Inaccessible (no measurement collected)
- Anomaly (elevated measurement)

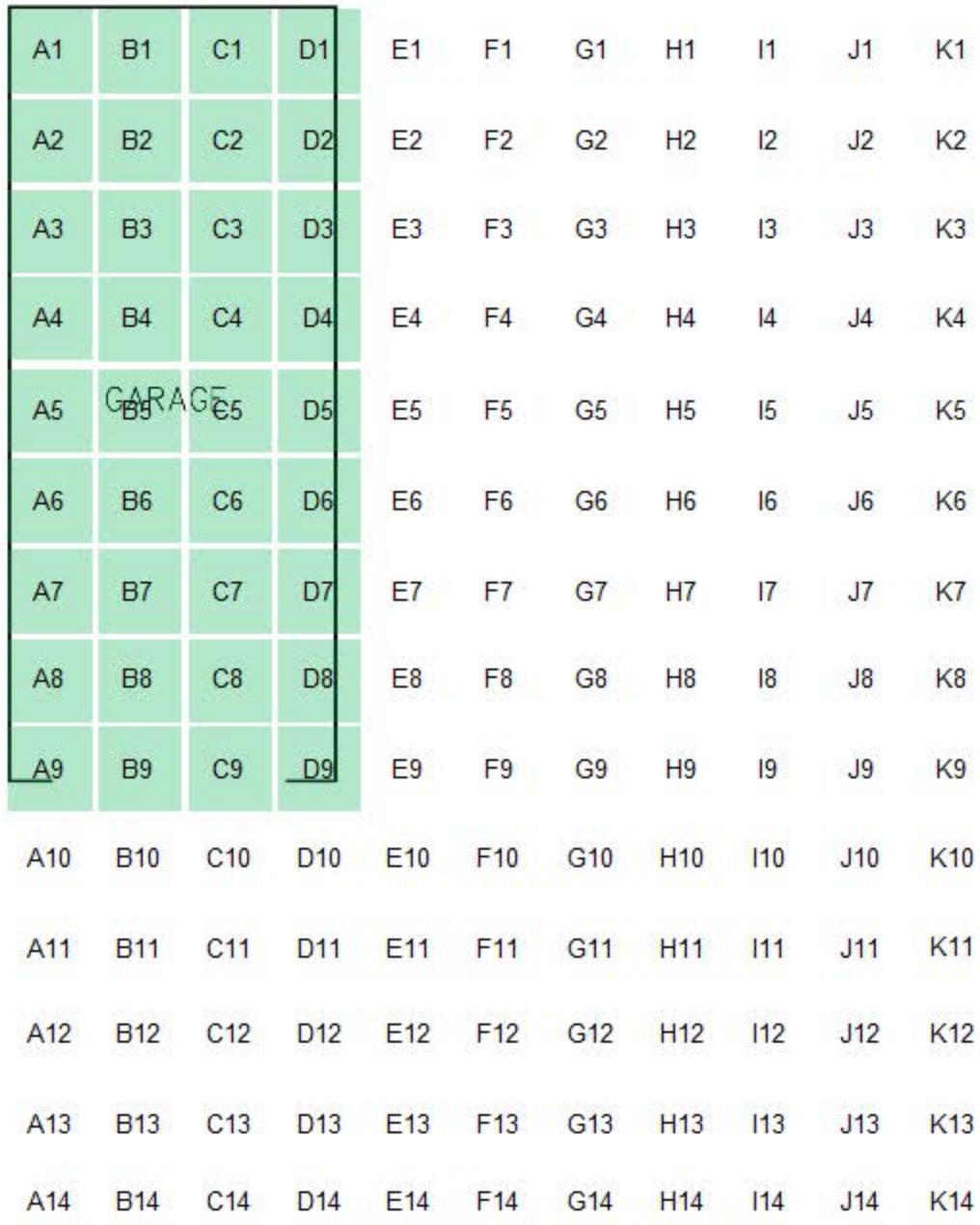

Survey Information:

Grid	Reading	Reading Units	Anomaly	Notes	Cell Description	Second Reading	Second Reading Units	Second Reading Cell Description
A1	3.6	uR/hr	No		Garage		uR/hr	
A2	3.6	uR/hr	No		Garage		uR/hr	
A3	3.6	uR/hr	No		Garage		uR/hr	
A4	3.6	uR/hr	No		Garage		uR/hr	
A5	3.6	uR/hr	No		Garage		uR/hr	
A6	3.6	uR/hr	No		Garage		uR/hr	
A7	4.0	uR/hr	No		Garage		uR/hr	
A8	3.6	uR/hr	No		Garage		uR/hr	
A9	3.6	uR/hr	No	10% accessible	Garage		uR/hr	
B1	4.0	uR/hr	No		Garage		uR/hr	
B2	3.6	uR/hr	No		Garage		uR/hr	
B3	3.6	uR/hr	No		Garage		uR/hr	
B4	3.6	uR/hr	No		Garage		uR/hr	
B5	3.6	uR/hr	No		Garage		uR/hr	
B6	3.6	uR/hr	No		Garage		uR/hr	
B7	3.6	uR/hr	No		Garage		uR/hr	
B8	3.6	uR/hr	No		Garage		uR/hr	
B9	3.6	uR/hr	No	10% accessible	Garage		uR/hr	
C1	4.0	uR/hr	No		Garage		uR/hr	
C2	3.6	uR/hr	No		Garage		uR/hr	
C3	3.6	uR/hr	No		Garage		uR/hr	
C4	3.6	uR/hr	No		Garage		uR/hr	
C5	3.6	uR/hr	No		Garage		uR/hr	
C6	3.6	uR/hr	No		Garage		uR/hr	
C7	3.6	uR/hr	No		Garage		uR/hr	
C8	3.6	uR/hr	No		Garage		uR/hr	
C9	3.6	uR/hr	No	10% accessible	Garage		uR/hr	

Grid	Reading	Reading Units	Anomaly	Notes	Cell Description	Second Reading	Second Reading Units	Second Reading Cell Description
D1	3.6	uR/hr	No	30% accessible	Garage		uR/hr	
D2	3.6	uR/hr	No	30% accessible	Garage		uR/hr	
D3	3.6	uR/hr	No	30% accessible	Garage		uR/hr	
D4	3.6	uR/hr	No	30% accessible	Garage		uR/hr	
D5	3.6	uR/hr	No	30% accessible	Garage		uR/hr	
D6	3.6	uR/hr	No	30% accessible	Garage		uR/hr	
D7	3.6	uR/hr	No	30% accessible	Garage		uR/hr	
D8	3.6	uR/hr	No	30% accessible	Garage		uR/hr	
D9	3.6	uR/hr	No	10% accessible	Garage		uR/hr	

CBI Supervisor : Tina Piquet

Signature :

Senior Technician : Daphne Degering

Signature :

Signoff Notes:

Summary Report
1411 Flounder Court Unit G6

Unit Summary :

Completion Date:	6/20/2014 3:28 PM
Instrument:	193-6
Serial #:	293633
Layout:	Garage
Background Reading:	4.0 uR/hr
Dimensions (m):	D 8 W 3.3
Unit Furnished:	Yes
Tenant Present:	Yes
Unit Notes:	

Summary Statistics :

Total # of Readings:	36	
Average:	3.76	uR/hr
Standard Deviation:	0.28	uR/hr
Minimum:	3.20	uR/hr
Maximum:	4.40	uR/hr
Median:	3.60	uR/hr
# Anomalies:	0	

Grid Legend:

- No anomalous measurements
- Inaccessible (no measurement collected)
- Anomaly (elevated measurement)

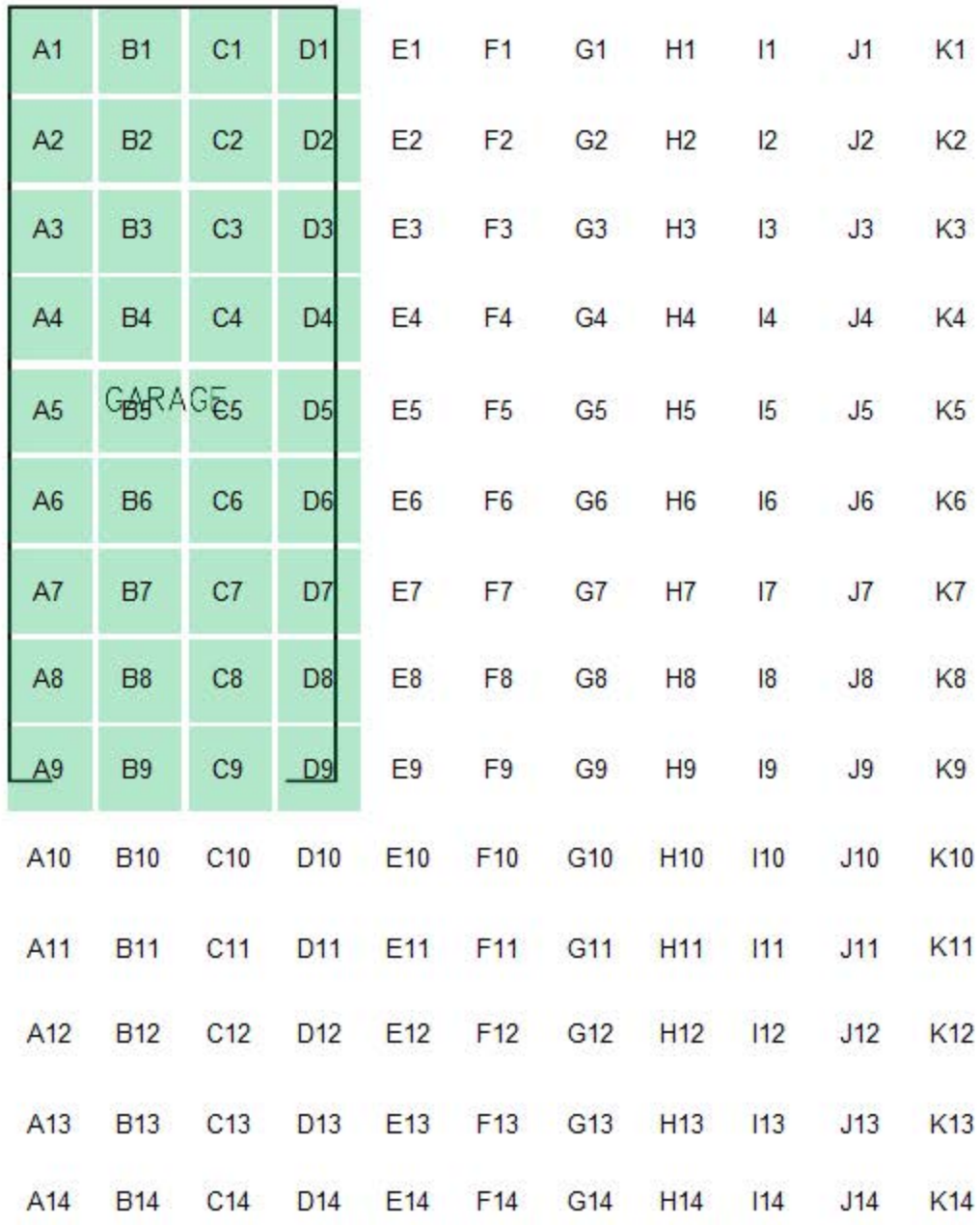

Survey Information:

Grid	Reading	Reading Units	Anomaly	Notes	Cell Description	Second Reading	Second Reading Units	Second Reading Cell Description
A1	3.6	uR/hr	No		Garage		uR/hr	
A2	3.6	uR/hr	No		Garage		uR/hr	
A3	4.0	uR/hr	No		Garage		uR/hr	
A4	3.6	uR/hr	No		Garage		uR/hr	
A5	3.6	uR/hr	No		Garage		uR/hr	
A6	4.0	uR/hr	No		Garage		uR/hr	
A7	4.0	uR/hr	No		Garage		uR/hr	
A8	4.4	uR/hr	No		Garage		uR/hr	
A9	4.4	uR/hr	No	10% accessible	Garage		uR/hr	
B1	3.6	uR/hr	No		Garage		uR/hr	
B2	3.2	uR/hr	No		Garage		uR/hr	
B3	3.6	uR/hr	No		Garage		uR/hr	
B4	3.6	uR/hr	No		Garage		uR/hr	
B5	3.6	uR/hr	No		Garage		uR/hr	
B6	4.0	uR/hr	No		Garage		uR/hr	
B7	4.0	uR/hr	No		Garage		uR/hr	
B8	4.0	uR/hr	No		Garage		uR/hr	
B9	4.4	uR/hr	No	10% accessible	Garage		uR/hr	
C1	3.6	uR/hr	No		Garage		uR/hr	
C2	3.6	uR/hr	No		Garage		uR/hr	
C3	3.6	uR/hr	No		Garage		uR/hr	
C4	3.6	uR/hr	No		Garage		uR/hr	
C5	3.6	uR/hr	No		Garage		uR/hr	
C6	3.6	uR/hr	No		Garage		uR/hr	
C7	3.6	uR/hr	No		Garage		uR/hr	
C8	4.0	uR/hr	No		Garage		uR/hr	
C9	4.0	uR/hr	No	10% accessible	Garage		uR/hr	

Grid	Reading	Reading Units	Anomaly	Notes	Cell Description	Second Reading	Second Reading Units	Second Reading Cell Description
D1	3.6	uR/hr	No	30% accessible	Garage		uR/hr	
D2	3.6	uR/hr	No	30% accessible	Garage		uR/hr	
D3	3.6	uR/hr	No	30% accessible	Garage		uR/hr	
D4	3.6	uR/hr	No	30% accessible	Garage		uR/hr	
D5	3.6	uR/hr	No	30% accessible	Garage		uR/hr	
D6	3.6	uR/hr	No	30% accessible	Garage		uR/hr	
D7	4.0	uR/hr	No	30% accessible	Garage		uR/hr	
D8	3.6	uR/hr	No	30% accessible	Garage		uR/hr	
D9	3.6	uR/hr	No	10% accessible	Garage		uR/hr	

CBI Supervisor : Tina Piquet

Signature :

Senior Technician : Daphne Degering

Signature :



Signoff Notes:

Summary Report
1412 Flounder Court Unit A

Unit Summary :

Completion Date:	6/24/2014 12:27 PM
Instrument:	193-6
Serial #:	309119
Layout:	Floor Plan 8
Background Reading:	3.2 uR/hr
Dimensions (m):	D 9.99 W 12.43
Unit Furnished:	Yes
Tenant Present:	Yes
Unit Notes:	

Summary Statistics :

Total # of Readings:	103	
Average:	3.38	uR/hr
Standard Deviation:	0.24	uR/hr
Minimum:	2.80	uR/hr
Maximum:	4.00	uR/hr
Median:	3.20	uR/hr
# Anomalies:	0	

Grid Legend:

- No anomalous measurements
- Inaccessible (no measurement collected)
- Anomaly (elevated measurement)

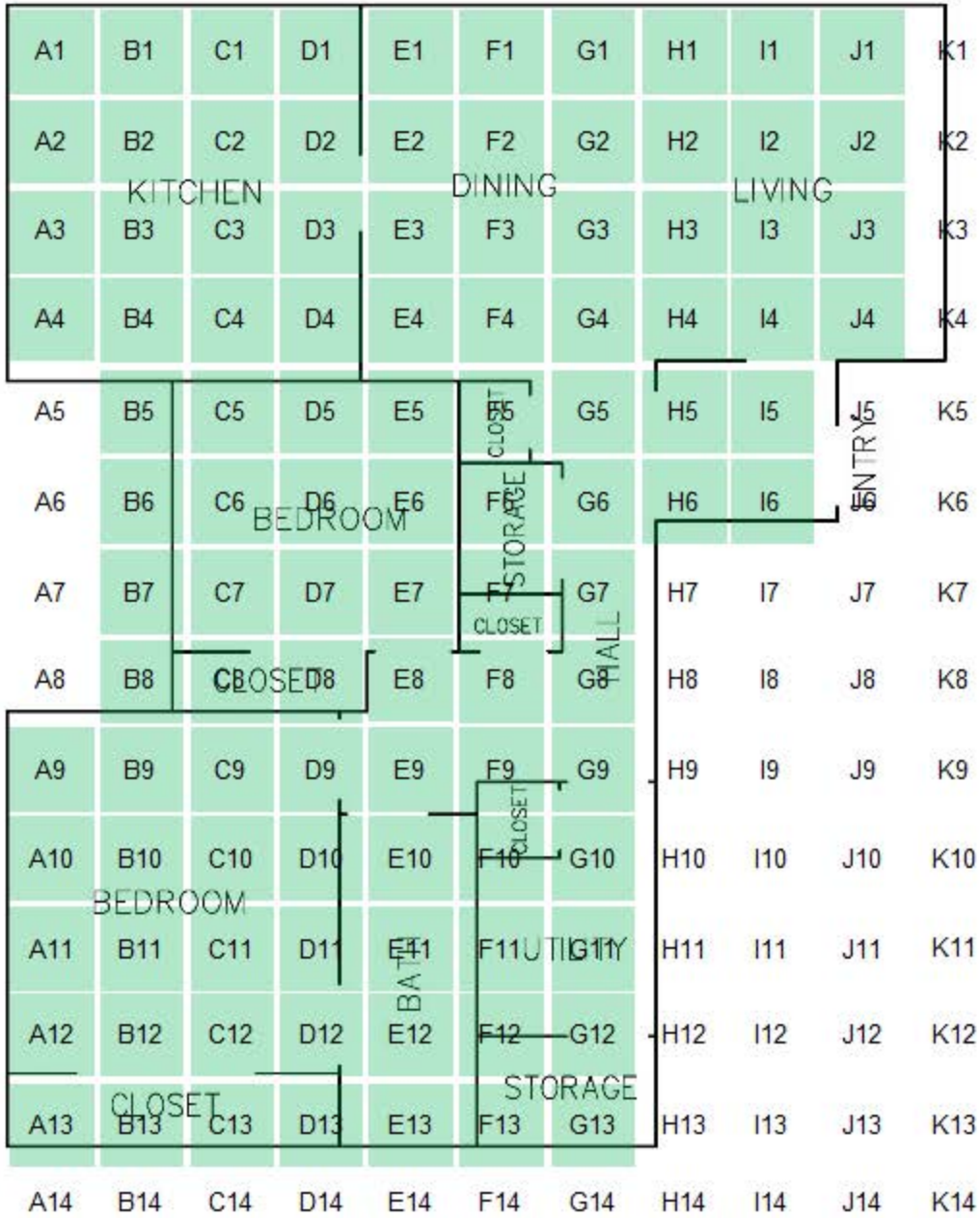

Survey Information:

Grid	Primary Reading	Unit	Desc.	Cell Note	2nd Reading	Unit	Desc.	Cell Note	3rd Reading	Unit	Desc.	Cell Note	Anomaly	General Notes
A1	3.6	uR/hr	Kitchen	Survey performed within accessible base cabinet.		uR/hr				uR/hr			No	80% accessible
A2	4.0	uR/hr	Kitchen	Survey performed within accessible base cabinet.		uR/hr				uR/hr			No	
A3	3.2	uR/hr	Kitchen	Installed base cabinets.		uR/hr				uR/hr			No	80% accessible
A4	3.6	uR/hr	Kitchen			uR/hr				uR/hr			No	
A9	3.6	uR/hr	Bedroom			uR/hr				uR/hr			No	
A10	3.6	uR/hr	Bedroom			uR/hr				uR/hr			No	
A11	3.6	uR/hr	Bedroom			uR/hr				uR/hr			No	
A12	3.6	uR/hr	Bedroom			uR/hr				uR/hr			No	
A13	3.6	uR/hr	Closet			uR/hr				uR/hr			No	
B1	3.6	uR/hr	Kitchen	Grid partially obstructed by installed.		uR/hr				uR/hr			No	30% accessible (stove)
B2	3.6	uR/hr	Kitchen			uR/hr				uR/hr			No	
B3	3.2	uR/hr	Kitchen			uR/hr				uR/hr			No	
B4	3.6	uR/hr	Kitchen			uR/hr				uR/hr			No	
B5	3.6	uR/hr	Bedroom	Percentage of grid falls outside of unit.		uR/hr				uR/hr			No	20% accessible
B6	3.6	uR/hr	Bedroom	Percentage of grid falls outside of unit.		uR/hr				uR/hr			No	20% accessible
B7	3.6	uR/hr	Bedroom	Percentage of grid falls outside of unit.		uR/hr				uR/hr			No	20% accessible
B8	3.6	uR/hr	Closet	Percentage of grid falls outside of unit.		uR/hr				uR/hr			No	20% accessible

Grid	Primary Reading	Unit	Desc.	Cell Note	2nd Reading	Unit	Desc.	Cell Note	3rd Reading	Unit	Desc.	Cell Note	Anomaly	General Notes
B9	3.2	uR/hr	Bedroom			uR/hr				uR/hr			No	
B10	3.6	uR/hr	Bedroom			uR/hr				uR/hr			No	
B11	3.2	uR/hr	Bedroom			uR/hr				uR/hr			No	
B12	3.6	uR/hr	Bedroom			uR/hr				uR/hr			No	
B13	4.0	uR/hr	Closet			uR/hr				uR/hr			No	
C1	3.6	uR/hr	Kitchen	Survey performed within accessible base cabinet.		uR/hr				uR/hr			No	
C2	3.6	uR/hr	Kitchen			uR/hr				uR/hr			No	
C3	3.2	uR/hr	Kitchen			uR/hr				uR/hr			No	
C4	3.2	uR/hr	Kitchen			uR/hr				uR/hr			No	
C5	3.2	uR/hr	Bedroom			uR/hr				uR/hr			No	
C6	3.6	uR/hr	Bedroom			uR/hr				uR/hr			No	
C7	3.2	uR/hr	Bedroom			uR/hr				uR/hr			No	
C8	3.6	uR/hr	Closet			uR/hr				uR/hr			No	
C9	3.2	uR/hr	Bedroom			uR/hr				uR/hr			No	
C10	3.2	uR/hr	Bedroom			uR/hr				uR/hr			No	
C11	3.6	uR/hr	Bedroom			uR/hr				uR/hr			No	
C12	3.6	uR/hr	Bedroom			uR/hr				uR/hr			No	
C13	4.0	uR/hr	Closet			uR/hr				uR/hr			No	
D1	3.2	uR/hr	Kitchen	Installed refrigerator.		uR/hr				uR/hr			No	10% accessible
D2	3.6	uR/hr	Kitchen			uR/hr				uR/hr			No	
D3	3.2	uR/hr	Kitchen			uR/hr				uR/hr			No	
D4	3.2	uR/hr	Kitchen			uR/hr				uR/hr			No	
D5	3.2	uR/hr	Bedroom			uR/hr				uR/hr			No	
D6	3.2	uR/hr	Bedroom			uR/hr				uR/hr			No	
D7	3.2	uR/hr	Bedroom			uR/hr				uR/hr			No	

Grid	Primary Reading	Unit	Desc.	Cell Note	2nd Reading	Unit	Desc.	Cell Note	3rd Reading	Unit	Desc.	Cell Note	Anomaly	General Notes
D8	3.2	uR/hr	Closet			uR/hr				uR/hr			No	
D9	3.2	uR/hr	Hallway		3.2	uR/hr	Bedroom			uR/hr			No	
D10	3.2	uR/hr	Bathroom		3.2	uR/hr	Bedroom			uR/hr			No	
D11	3.2	uR/hr	Bathroom		3.6	uR/hr	Bedroom			uR/hr			No	
D12	3.6	uR/hr	Bathroom		3.2	uR/hr	Bedroom			uR/hr			No	
D13	3.6	uR/hr	Bathroom		4.0	uR/hr	Closet			uR/hr			No	
E1	3.2	uR/hr	Dining Room			uR/hr				uR/hr			No	
E2	3.6	uR/hr	Dining Room			uR/hr				uR/hr			No	
E3	3.2	uR/hr	Dining Room			uR/hr				uR/hr			No	
E4	3.2	uR/hr	Dining Room			uR/hr				uR/hr			No	
E5	3.2	uR/hr	Bedroom			uR/hr				uR/hr			No	
E6	3.6	uR/hr	Bedroom			uR/hr				uR/hr			No	
E7	3.2	uR/hr	Bedroom			uR/hr				uR/hr			No	
E8	3.2	uR/hr	Hallway			uR/hr				uR/hr			No	
E9	3.2	uR/hr	Hallway			uR/hr				uR/hr			No	
E10	3.6	uR/hr	Bathroom	Survey performed within accessible base cabinet.		uR/hr				uR/hr			No	
E11	3.6	uR/hr	Bathroom	Elevated measurements due to NORM in toilet bowl m		uR/hr				uR/hr			No	
E12	3.6	uR/hr	Bathroom			uR/hr				uR/hr			No	
E13	3.6	uR/hr	Bathroom			uR/hr				uR/hr			No	
F1	3.2	uR/hr	Dining Room			uR/hr				uR/hr			No	
F2	3.2	uR/hr	Dining Room			uR/hr				uR/hr			No	
F3	3.2	uR/hr	Dining Room			uR/hr				uR/hr			No	
F4	3.2	uR/hr	Dining Room			uR/hr				uR/hr			No	
F5	3.2	uR/hr	Closet			uR/hr				uR/hr			No	

Grid	Primary Reading	Unit	Desc.	Cell Note	2nd Reading	Unit	Desc.	Cell Note	3rd Reading	Unit	Desc.	Cell Note	Anomaly	General Notes
F6	2.8	uR/hr	Mech Room	Installed furnace.		uR/hr				uR/hr			No	40% accessible (contact) static reading taken 23" above floor
F7	2.8	uR/hr	Mech Room	Installed water heater.	3.2	uR/hr	Closet			uR/hr			No	40% accessible (contact) static reading taken 23" above floor
F8	3.2	uR/hr	Hallway			uR/hr				uR/hr			No	
F9	3.2	uR/hr	Hallway		3.2	uR/hr	Closet			uR/hr			No	
F10	3.2	uR/hr	Closet		2.8	uR/hr	Utility			uR/hr			No	
F11	3.2	uR/hr	Utility	Clothes dryer within grid.		uR/hr				uR/hr			No	10% accessible
F12	3.6	uR/hr	Storage	Clothes dryer within grid.		uR/hr				uR/hr			No	70% accessible
F13	4.0	uR/hr	Storage			uR/hr				uR/hr			No	
G1	3.2	uR/hr	Dining Room			uR/hr				uR/hr			No	
G2	3.2	uR/hr	Dining Room			uR/hr				uR/hr			No	
G3	3.2	uR/hr	Dining Room			uR/hr				uR/hr			No	
G4	3.2	uR/hr	Dining Room			uR/hr				uR/hr			No	
G5	3.2	uR/hr	Hallway			uR/hr				uR/hr			No	
G6	3.2	uR/hr	Hallway			uR/hr				uR/hr			No	
G7	3.2	uR/hr	Hallway			uR/hr				uR/hr			No	
G8	3.2	uR/hr	Hallway			uR/hr				uR/hr			No	
G9	3.2	uR/hr	Hallway		3.2	uR/hr	Utility			uR/hr			No	
G10	3.2	uR/hr	Utility			uR/hr				uR/hr			No	
G11	3.2	uR/hr	Utility			uR/hr				uR/hr			No	
G12	3.2	uR/hr	Storage			uR/hr				uR/hr			No	
G13	3.6	uR/hr	Storage	Percentage of grid falls outside of unit.		uR/hr				uR/hr			No	30% accessible
H1	3.2	uR/hr	Living Room			uR/hr				uR/hr			No	

Grid	Primary Reading	Unit	Desc.	Cell Note	2nd Reading	Unit	Desc.	Cell Note	3rd Reading	Unit	Desc.	Cell Note	Anomaly	General Notes
H2	3.2	uR/hr	Living Room			uR/hr				uR/hr			No	
H3	3.2	uR/hr	Living Room			uR/hr				uR/hr			No	
H4	3.2	uR/hr	Living Room		3.2	uR/hr	Hallway			uR/hr			No	
H5	3.2	uR/hr	Hallway			uR/hr				uR/hr			No	
H6	3.2	uR/hr	Hallway	Grid partially contained within wall construction.		uR/hr				uR/hr			No	60% accessible
I1	3.2	uR/hr	Living Room			uR/hr				uR/hr			No	
I2	3.2	uR/hr	Living Room			uR/hr				uR/hr			No	
I3	3.6	uR/hr	Living Room			uR/hr				uR/hr			No	
I4	3.6	uR/hr	Living Room		3.6	uR/hr	Hallway			uR/hr			No	
I5	3.6	uR/hr	Hallway			uR/hr				uR/hr			No	
I6	3.2	uR/hr	Hallway	Grid partially contained within wall construction.		uR/hr				uR/hr			No	60% accessible
J1	3.6	uR/hr	Living Room			uR/hr				uR/hr			No	
J2	3.6	uR/hr	Living Room			uR/hr				uR/hr			No	
J3	3.6	uR/hr	Living Room			uR/hr				uR/hr			No	
J4	3.6	uR/hr	Living Room	Percentage of grid falls outside of unit.		uR/hr				uR/hr			No	60% accessible

CBI Supervisor : Steve Phelps

Signature :

Senior Technician : Efraim Ramirez

Signature :

Signoff Notes:

Summary Report
1412 Flounder Court Unit F

Unit Summary :

Completion Date:	6/24/2014 4:12 PM
Instrument:	193-6
Serial #:	309127
Layout:	Floor Plan 8B
Background Reading:	4.0 uR/hr
Dimensions (m):	D 12.42 W 10.24
Unit Furnished:	Yes
Tenant Present:	Yes
Unit Notes:	

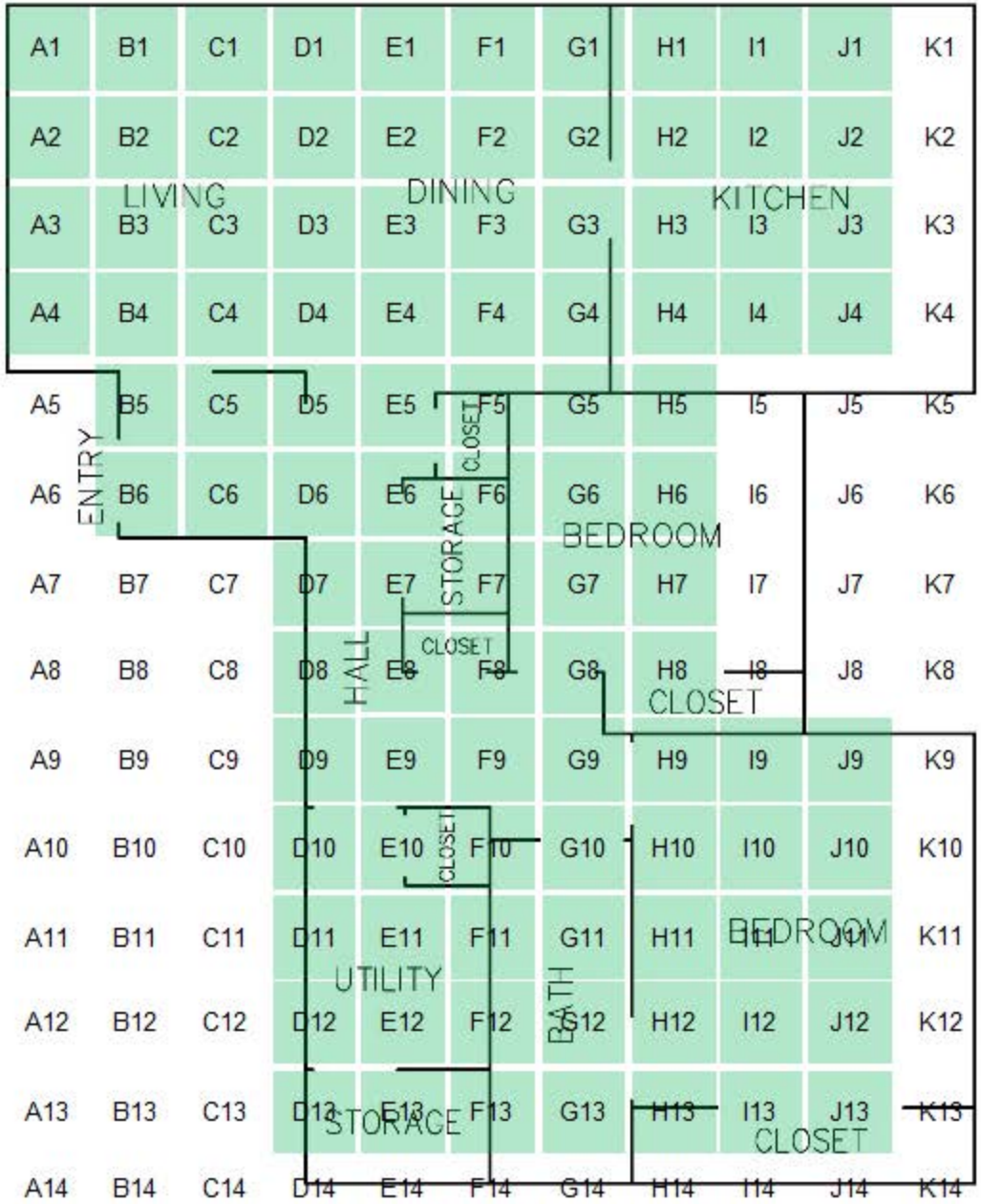

Summary Statistics :

Total # of Readings:	99	
Average:	4.12	uR/hr
Standard Deviation:	0.67	uR/hr
Minimum:	3.20	uR/hr
Maximum:	6.80	uR/hr
Median:	4.00	uR/hr
# Anomalies:	0	

Grid Legend:

- No anomalous measurements
- Inaccessible (no measurement collected)
- Anomaly (elevated measurement)

Survey Information:

Grid	Primary Reading	Unit	Desc.	Cell Note	2nd Reading	Unit	Desc.	Cell Note	3rd Reading	Unit	Desc.	Cell Note	Anomaly	General Notes
A1	4.0	uR/hr	Living Room			uR/hr				uR/hr			No	
A2	4.0	uR/hr	Living Room			uR/hr				uR/hr			No	
A3	4.0	uR/hr	Living Room			uR/hr				uR/hr			No	
A4	4.0	uR/hr	Living Room	Percentage of grid falls outside of unit.		uR/hr				uR/hr			No	50% accessible
B1	3.6	uR/hr	Living Room			uR/hr				uR/hr			No	
B2	4.0	uR/hr	Living Room			uR/hr				uR/hr			No	
B3	4.0	uR/hr	Living Room			uR/hr				uR/hr			No	
B4	4.0	uR/hr	Living Room		4.0	uR/hr	Hallway			uR/hr			No	
B5	4.0	uR/hr	Hallway	Percentage of grid falls outside of unit.		uR/hr				uR/hr			No	90% accessible
B6	3.6	uR/hr	Hallway	Percentage of grid falls outside of unit.		uR/hr				uR/hr			No	50% accessible
C1	4.0	uR/hr	Living Room			uR/hr				uR/hr			No	
C2	4.0	uR/hr	Living Room			uR/hr				uR/hr			No	
C3	4.0	uR/hr	Living Room			uR/hr				uR/hr			No	
C4	3.6	uR/hr	Living Room		3.6	uR/hr	Hallway			uR/hr			No	
C5	4.0	uR/hr	Hallway			uR/hr				uR/hr			No	
C6	3.6	uR/hr	Hallway	Percentage of grid falls outside of unit.		uR/hr				uR/hr			No	50% accessible
D1	4.0	uR/hr	Living Room			uR/hr				uR/hr			No	
D2	3.6	uR/hr	Living Room			uR/hr				uR/hr			No	
D3	4.0	uR/hr	Living Room			uR/hr				uR/hr			No	
D4	3.6	uR/hr	Living Room		3.6	uR/hr	Hallway			uR/hr			No	
D5	3.6	uR/hr	Hallway			uR/hr				uR/hr			No	
D6	3.6	uR/hr	Hallway			uR/hr				uR/hr			No	
D7	3.6	uR/hr	Hallway			uR/hr				uR/hr			No	

Grid	Primary Reading	Unit	Desc.	Cell Note	2nd Reading	Unit	Desc.	Cell Note	3rd Reading	Unit	Desc.	Cell Note	Anomaly	General Notes
D8	4.0	uR/hr	Hallway			uR/hr				uR/hr			No	
D9	3.6	uR/hr	Hallway		3.6	uR/hr	Utility			uR/hr			No	
D10	4.0	uR/hr	Utility			uR/hr				uR/hr			No	
D11	4.0	uR/hr	Utility			uR/hr				uR/hr			No	
D12	4.0	uR/hr	Utility			uR/hr				uR/hr			No	
D13	4.4	uR/hr	Storage	Percentage of grid falls outside of unit.		uR/hr				uR/hr			No	40% accessible
E1	3.6	uR/hr	Dining Room			uR/hr				uR/hr			No	
E2	3.6	uR/hr	Dining Room			uR/hr				uR/hr			No	
E3	3.6	uR/hr	Dining Room			uR/hr				uR/hr			No	
E4	3.6	uR/hr	Dining Room		3.6	uR/hr	Closet			uR/hr			No	
E5	3.6	uR/hr	Closet			uR/hr				uR/hr			No	
E6	3.2	uR/hr	Storage	Installed furnace.		uR/hr				uR/hr			No	15% accessible. scan taken 24" from floor
E7	3.6	uR/hr	Closet		3.2	uR/hr	Storage	Installed water heater.		uR/hr			No	25% accessible. scan taken 24" from floor
E8	3.6	uR/hr	Hallway			uR/hr				uR/hr			No	
E9	3.6	uR/hr	Hallway		4.0	uR/hr	Closet			uR/hr			No	
E10	4.0	uR/hr	Utility	Clothes dryer within grid.	4.0	uR/hr	Closet			uR/hr			No	50% accessible
E11	4.4	uR/hr	Utility	Washing machine within grid.		uR/hr				uR/hr			No	25% accessible
E12	4.4	uR/hr	Utility			uR/hr				uR/hr			No	
E13	4.8	uR/hr	Storage	Percentage of grid falls outside of unit.		uR/hr				uR/hr			No	40% accessible
F1	3.6	uR/hr	Dining Room			uR/hr				uR/hr			No	
F2	4.0	uR/hr	Dining Room			uR/hr				uR/hr			No	

Grid	Primary Reading	Unit	Desc.	Cell Note	2nd Reading	Unit	Desc.	Cell Note	3rd Reading	Unit	Desc.	Cell Note	Anomaly	General Notes
F3	4.0	uR/hr	Dining Room			uR/hr				uR/hr			No	
F4	4.0	uR/hr	Dining Room			uR/hr				uR/hr			No	
F5	4.0	uR/hr	Bedroom			uR/hr				uR/hr			No	
F6	3.6	uR/hr	Bedroom			uR/hr				uR/hr			No	
F7	3.6	uR/hr	Bedroom			uR/hr				uR/hr			No	
F8	4.0	uR/hr	Hallway			uR/hr				uR/hr			No	
F9	4.0	uR/hr	Hallway			uR/hr				uR/hr			No	
F10	4.4	uR/hr	Bathroom			uR/hr				uR/hr			No	
F11	6.0	uR/hr	Bathroom			uR/hr				uR/hr			No	static taken to the left side of the toilet
F12	6.4	uR/hr	Bathroom			uR/hr				uR/hr			No	Tile
F13	6.4	uR/hr	Bathroom	Percentage of grid falls outside of unit.		uR/hr				uR/hr			No	40% accessible. Tile
G1	3.6	uR/hr	Kitchen	Installed refrigerator.	4.0	uR/hr	Dining Room			uR/hr			No	25% accessible
G2	4.0	uR/hr	Kitchen		3.6	uR/hr	Dining Room			uR/hr			No	
G3	4.0	uR/hr	Kitchen		3.6	uR/hr	Dining Room			uR/hr			No	
G4	4.0	uR/hr	Kitchen		4.0	uR/hr	Dining Room			uR/hr			No	
G5	4.0	uR/hr	Bedroom			uR/hr				uR/hr			No	
G6	4.0	uR/hr	Bedroom			uR/hr				uR/hr			No	
G7	4.0	uR/hr	Bedroom			uR/hr				uR/hr			No	
G8	3.6	uR/hr	Closet		4.0	uR/hr	Hallway			uR/hr			No	
G9	4.0	uR/hr	Hallway			uR/hr				uR/hr			No	
G10	4.4	uR/hr	Bathroom			uR/hr				uR/hr			No	
G11	5.2	uR/hr	Bathroom			uR/hr				uR/hr			No	
G12	6.0	uR/hr	Bathroom			uR/hr				uR/hr			No	
G13	6.4	uR/hr	Bathroom	Percentage of grid falls outside of unit.		uR/hr				uR/hr			No	40% accessible. Tile

Grid	Primary Reading	Unit	Desc.	Cell Note	2nd Reading	Unit	Desc.	Cell Note	3rd Reading	Unit	Desc.	Cell Note	Anomaly	General Notes
H1	4.0	uR/hr	Kitchen			uR/hr				uR/hr			No	
H2	4.0	uR/hr	Kitchen			uR/hr				uR/hr			No	
H3	4.0	uR/hr	Kitchen			uR/hr				uR/hr			No	
H4	4.0	uR/hr	Kitchen			uR/hr				uR/hr			No	
H5	4.0	uR/hr	Bedroom			uR/hr				uR/hr			No	
H6	4.0	uR/hr	Bedroom			uR/hr				uR/hr			No	
H7	4.0	uR/hr	Bedroom			uR/hr				uR/hr			No	
H8	4.0	uR/hr	Closet		4.0	uR/hr	Bedroom		4	uR/hr	Hallway		No	
H9	4.0	uR/hr	Bedroom		4.0	uR/hr	Hallway			uR/hr			No	
H10	4.0	uR/hr	Bedroom		4.4	uR/hr	Bathroom			uR/hr			No	
H11	4.0	uR/hr	Bedroom		4.4	uR/hr	Bathroom			uR/hr			No	
H12	6.0	uR/hr	Bathroom		4.8	uR/hr	Bedroom			uR/hr			No	Elevated readings due to wall tile in bathroom.
H13	6.8	uR/hr	Bathroom	Percentage of grid falls outside of unit.	5.2	uR/hr	Bedroom			uR/hr			No	40% accessible. Elevated readings due to bathroom tile.
I1	4.0	uR/hr	Kitchen	Installed base cabinets.		uR/hr				uR/hr			No	partial grid- partial grid due to installed stove. 50% accessible
I2	4.0	uR/hr	Kitchen			uR/hr				uR/hr			No	
I3	4.0	uR/hr	Kitchen			uR/hr				uR/hr			No	
I4	4.0	uR/hr	Kitchen			uR/hr				uR/hr			No	90% accessible
I9	4.0	uR/hr	Bedroom	Percentage of grid falls outside of unit.		uR/hr				uR/hr			No	20% accessible
I10	4.0	uR/hr	Bedroom			uR/hr				uR/hr			No	
I11	4.0	uR/hr	Bedroom			uR/hr				uR/hr			No	
I12	4.4	uR/hr	Bedroom		4.4	uR/hr	Closet			uR/hr			No	

Grid	Primary Reading	Unit	Desc.	Cell Note	2nd Reading	Unit	Desc.	Cell Note	3rd Reading	Unit	Desc.	Cell Note	Anomaly	General Notes
I13	4.4	uR/hr	Closet	Percentage of grid falls outside of unit.		uR/hr				uR/hr			No	40% accessible.
J1	4.0	uR/hr	Kitchen			uR/hr				uR/hr			No	
J2	4.0	uR/hr	Kitchen			uR/hr				uR/hr			No	
J3	4.0	uR/hr	Kitchen			uR/hr				uR/hr			No	
J4	4.0	uR/hr	Kitchen	Percentage of grid falls outside of unit.		uR/hr				uR/hr			No	90% accessible
J9	4.0	uR/hr	Bedroom	Percentage of grid falls outside of unit.		uR/hr				uR/hr			No	15% accessible
J10	4.0	uR/hr	Bedroom	Percentage of grid falls outside of unit.		uR/hr				uR/hr			No	90% accessible
J11	4.0	uR/hr	Bedroom	Percentage of grid falls outside of unit.		uR/hr				uR/hr			No	90% accessible
J12	4.4	uR/hr	Bedroom	Percentage of grid falls outside of unit.	4.4	uR/hr	Closet			uR/hr			No	90% accessible
J13	4.4	uR/hr	Closet	Percentage of grid falls outside of unit.		uR/hr				uR/hr			No	35% accessible

Secondary Readings : H13

Secondary Type	Instrument ID	Instrument Serial	Reading	Reading Unit	Bulls Eye Location	ROC
Inspector 1000 Spectrum	Inspector 1000 Spectrum	13000529				Radium

Secondary Type	Notes
Inspector 1000 Spectrum	file name 20140624115816 K-40 NORM

CBI Supervisor : Garrick Anderson

Signature :

Senior Technician : Patricia Lozano

Signature :

Signoff Notes:

Summary Report
1412 Flounder Court Unit G1

Unit Summary :

Completion Date:	6/24/2014 2:17 PM
Instrument:	193-6
Serial #:	309119
Layout:	Garage
Background Reading:	3.6 uR/hr
Dimensions (m):	D 8.1 W 3.25
Unit Furnished:	Yes
Tenant Present:	Yes
Unit Notes:	

Summary Statistics :

Total # of Readings:	36	
Average:	3.46	uR/hr
Standard Deviation:	0.24	uR/hr
Minimum:	3.20	uR/hr
Maximum:	4.00	uR/hr
Median:	3.60	uR/hr
# Anomalies:	0	

Grid Legend:

- No anomalous measurements
- Inaccessible (no measurement collected)
- Anomaly (elevated measurement)

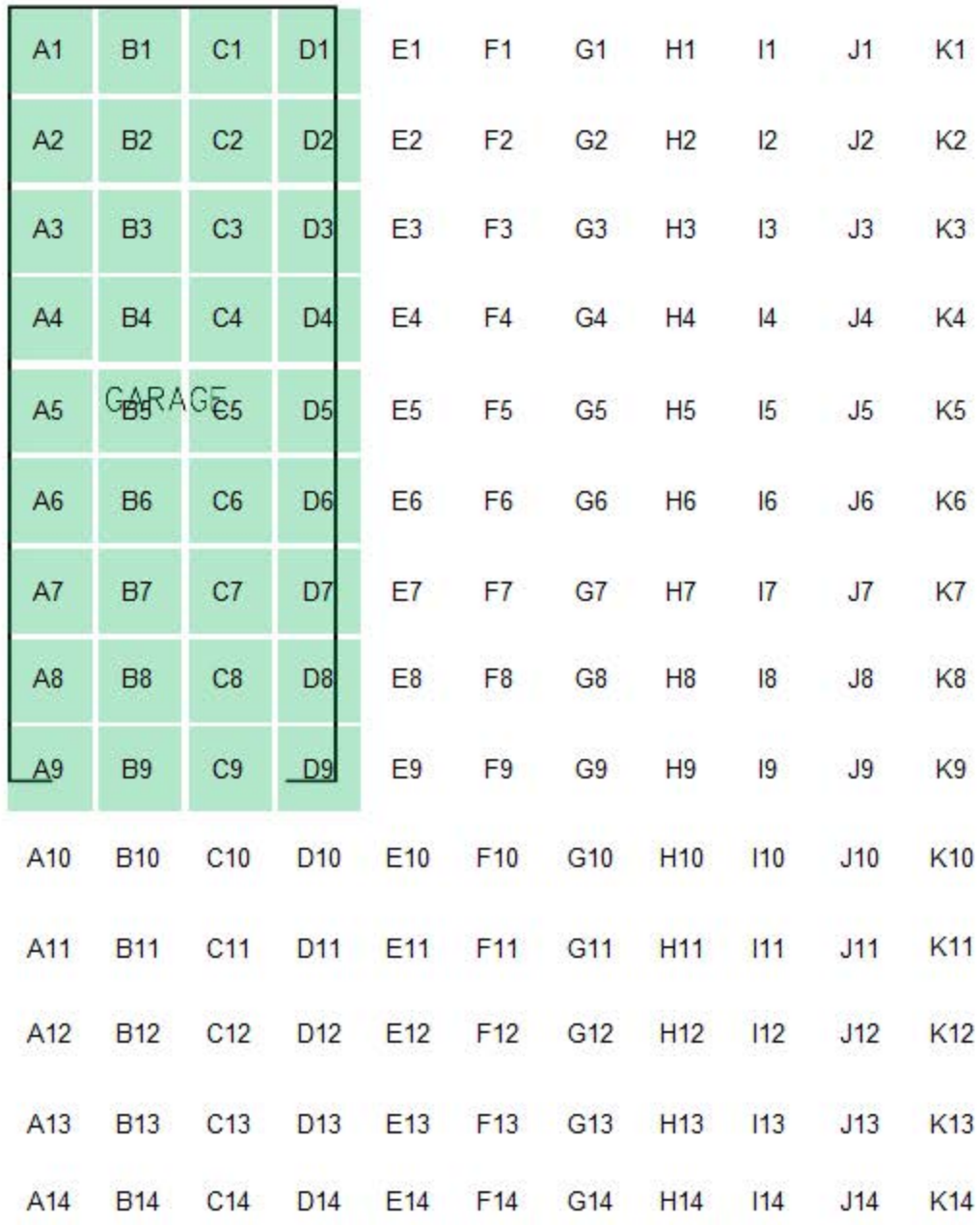

Survey Information:

Grid	Primary Reading	Unit	Desc.	Cell Note	2nd Reading	Unit	Desc.	Cell Note	3rd Reading	Unit	Desc.	Cell Note	Anomaly	General Notes
A1	3.6	uR/hr	Garage			uR/hr				uR/hr			No	
A2	3.2	uR/hr	Garage			uR/hr				uR/hr			No	
A3	3.2	uR/hr	Garage			uR/hr				uR/hr			No	
A4	3.6	uR/hr	Garage			uR/hr				uR/hr			No	
A5	3.2	uR/hr	Garage			uR/hr				uR/hr			No	
A6	3.2	uR/hr	Garage			uR/hr				uR/hr			No	
A7	3.2	uR/hr	Garage			uR/hr				uR/hr			No	
A8	3.6	uR/hr	Garage			uR/hr				uR/hr			No	
A9	3.2	uR/hr	Garage	Percentage of grid falls outside of unit.		uR/hr				uR/hr			No	10% accessible
B1	3.2	uR/hr	Garage			uR/hr				uR/hr			No	
B2	3.2	uR/hr	Garage			uR/hr				uR/hr			No	
B3	3.2	uR/hr	Garage			uR/hr				uR/hr			No	
B4	3.6	uR/hr	Garage			uR/hr				uR/hr			No	
B5	3.6	uR/hr	Garage			uR/hr				uR/hr			No	
B6	3.6	uR/hr	Garage			uR/hr				uR/hr			No	
B7	3.2	uR/hr	Garage			uR/hr				uR/hr			No	
B8	3.2	uR/hr	Garage			uR/hr				uR/hr			No	
B9	3.6	uR/hr	Garage	Percentage of grid falls outside of unit.		uR/hr				uR/hr			No	20% accessible
C1	3.6	uR/hr	Garage			uR/hr				uR/hr			No	
C2	3.2	uR/hr	Garage			uR/hr				uR/hr			No	
C3	3.6	uR/hr	Garage			uR/hr				uR/hr			No	
C4	3.2	uR/hr	Garage			uR/hr				uR/hr			No	
C5	3.6	uR/hr	Garage			uR/hr				uR/hr			No	
C6	3.6	uR/hr	Garage			uR/hr				uR/hr			No	
C7	3.6	uR/hr	Garage			uR/hr				uR/hr			No	

Grid	Primary Reading	Unit	Desc.	Cell Note	2nd Reading	Unit	Desc.	Cell Note	3rd Reading	Unit	Desc.	Cell Note	Anomaly	General Notes
C8	3.6	uR/hr	Garage			uR/hr				uR/hr			No	
C9	3.6	uR/hr	Garage	Percentage of grid falls outside of unit.		uR/hr				uR/hr			No	20% accessible
D1	3.2	uR/hr	Garage	Percentage of grid falls outside of unit.		uR/hr				uR/hr			No	20% accessible
D2	3.2	uR/hr	Garage	Percentage of grid falls outside of unit.		uR/hr				uR/hr			No	20% accessible
D3	3.6	uR/hr	Garage	Percentage of grid falls outside of unit.		uR/hr				uR/hr			No	20% accesssible
D4	3.6	uR/hr	Garage	Percentage of grid falls outside of unit.		uR/hr				uR/hr			No	20% accessible
D5	3.6	uR/hr	Garage	Percentage of grid falls outside of unit.		uR/hr				uR/hr			No	20% accessible
D6	3.6	uR/hr	Garage	Percentage of grid falls outside of unit.		uR/hr				uR/hr			No	20% accessible
D7	4.0	uR/hr	Garage	Percentage of grid falls outside of unit.		uR/hr				uR/hr			No	20% accessible
D8	3.6	uR/hr	Garage	Percentage of grid falls outside of unit.		uR/hr				uR/hr			No	20% accessible
D9	4.0	uR/hr	Garage	Percentage of grid falls outside of unit.		uR/hr				uR/hr			No	10% accessible

CBI Supervisor : Steve Phelps

Signature :

Senior Technician : Efraim Ramirez

Signature :

Signoff Notes:

Summary Report
1412 Flounder Court Unit G2

Unit Summary :

Completion Date:	6/25/2014 10:04 AM
Instrument:	193-6
Serial #:	309099
Layout:	Garage
Background Reading:	3.2 uR/hr
Dimensions (m):	D 8.12 W 3.31
Unit Furnished:	Yes
Tenant Present:	No
Unit Notes:	

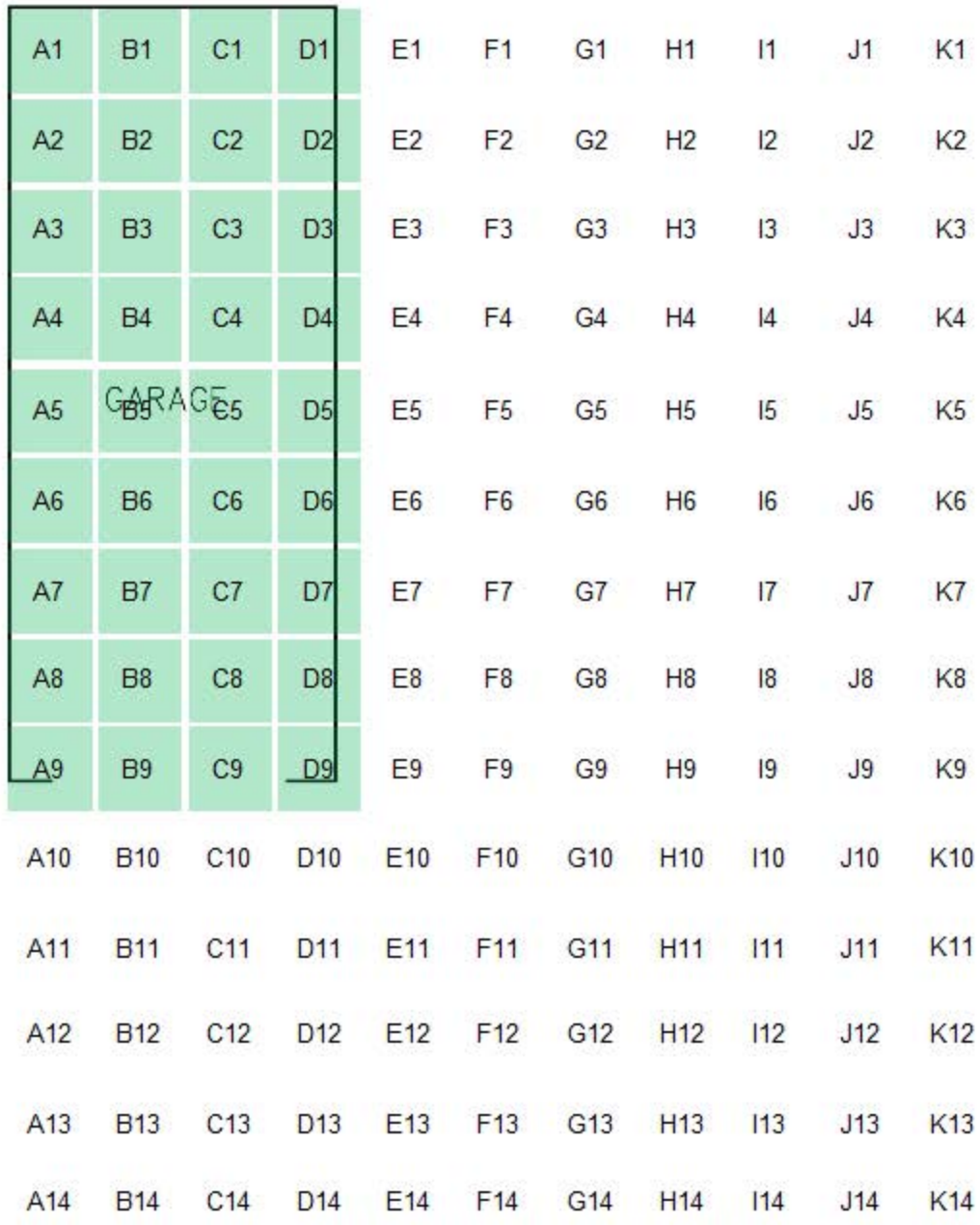

Summary Statistics :

Total # of Readings:	36	
Average:	3.30	uR/hr
Standard Deviation:	0.18	uR/hr
Minimum:	3.20	uR/hr
Maximum:	3.60	uR/hr
Median:	3.20	uR/hr
# Anomalies:	0	

Grid Legend:

- No anomalous measurements
- Inaccessible (no measurement collected)
- Anomaly (elevated measurement)

Survey Information:

Grid	Primary Reading	Unit	Desc.	Cell Note	2nd Reading	Unit	Desc.	Cell Note	3rd Reading	Unit	Desc.	Cell Note	Anomaly	General Notes
A1	3.2	uR/hr	Garage			uR/hr				uR/hr			No	
A2	3.2	uR/hr	Garage			uR/hr				uR/hr			No	
A3	3.2	uR/hr	Garage			uR/hr				uR/hr			No	
A4	3.6	uR/hr	Garage			uR/hr				uR/hr			No	
A5	3.2	uR/hr	Garage			uR/hr				uR/hr			No	
A6	3.6	uR/hr	Garage			uR/hr				uR/hr			No	
A7	3.2	uR/hr	Garage			uR/hr				uR/hr			No	
A8	3.2	uR/hr	Garage			uR/hr				uR/hr			No	
A9	3.2	uR/hr	Garage	Percentage of grid falls outside of unit.		uR/hr				uR/hr			No	10% accessible
B1	3.2	uR/hr	Garage			uR/hr				uR/hr			No	
B2	3.2	uR/hr	Garage			uR/hr				uR/hr			No	
B3	3.2	uR/hr	Garage			uR/hr				uR/hr			No	
B4	3.6	uR/hr	Garage			uR/hr				uR/hr			No	
B5	3.6	uR/hr	Garage			uR/hr				uR/hr			No	
B6	3.6	uR/hr	Garage			uR/hr				uR/hr			No	
B7	3.6	uR/hr	Garage			uR/hr				uR/hr			No	
B8	3.2	uR/hr	Garage			uR/hr				uR/hr			No	
B9	3.6	uR/hr	Garage	Percentage of grid falls outside of unit.		uR/hr				uR/hr			No	10% accessible
C1	3.2	uR/hr	Garage			uR/hr				uR/hr			No	
C2	3.2	uR/hr	Garage			uR/hr				uR/hr			No	
C3	3.2	uR/hr	Garage			uR/hr				uR/hr			No	
C4	3.6	uR/hr	Garage			uR/hr				uR/hr			No	
C5	3.2	uR/hr	Garage			uR/hr				uR/hr			No	
C6	3.2	uR/hr	Garage			uR/hr				uR/hr			No	
C7	3.6	uR/hr	Garage			uR/hr				uR/hr			No	

Grid	Primary Reading	Unit	Desc.	Cell Note	2nd Reading	Unit	Desc.	Cell Note	3rd Reading	Unit	Desc.	Cell Note	Anomaly	General Notes
C8	3.2	uR/hr	Garage			uR/hr				uR/hr			No	
C9	3.2	uR/hr	Garage	Percentage of grid falls outside of unit.		uR/hr				uR/hr			No	10% accessible
D1	3.2	uR/hr	Garage	Percentage of grid falls outside of unit.		uR/hr				uR/hr			No	20% accessible, static taken 10.5 inches from floor surface due to shelf
D2	3.2	uR/hr	Garage	Percentage of grid falls outside of unit.		uR/hr				uR/hr			No	20% accessible
D3	3.2	uR/hr	Garage	Percentage of grid falls outside of unit.		uR/hr				uR/hr			No	20% accessible
D4	3.2	uR/hr	Garage	Percentage of grid falls outside of unit.		uR/hr				uR/hr			No	20% accessible
D5	3.2	uR/hr	Garage	Percentage of grid falls outside of unit.		uR/hr				uR/hr			No	20% accessible
D6	3.2	uR/hr	Garage	Percentage of grid falls outside of unit.		uR/hr				uR/hr			No	20% accessible
D7	3.2	uR/hr	Garage	Percentage of grid falls outside of unit.		uR/hr				uR/hr			No	20% accessible
D8	3.2	uR/hr	Garage	Percentage of grid falls outside of unit.		uR/hr				uR/hr			No	20% accessible
D9	3.2	uR/hr	Garage	Percentage of grid falls outside of unit.		uR/hr				uR/hr			No	10% accessible

CBI Supervisor : Natalie Rothell

Signature :

Senior Technician : Ricky Luguna

Signature :

Signoff Notes:

Summary Report
1412 Flounder Court Unit G3

Unit Summary :

Completion Date:	6/25/2014 10:46 AM
Instrument:	193-6
Serial #:	309119
Layout:	Garage
Background Reading:	3.6 uR/hr
Dimensions (m):	D 8.1 W 3.2
Unit Furnished:	Yes
Tenant Present:	Yes
Unit Notes:	

Summary Statistics :

Total # of Readings:	36	
Average:	3.56	uR/hr
Standard Deviation:	0.21	uR/hr
Minimum:	3.20	uR/hr
Maximum:	4.00	uR/hr
Median:	3.60	uR/hr
# Anomalies:	0	

Grid Legend:

- No anomalous measurements
- Inaccessible (no measurement collected)
- Anomaly (elevated measurement)

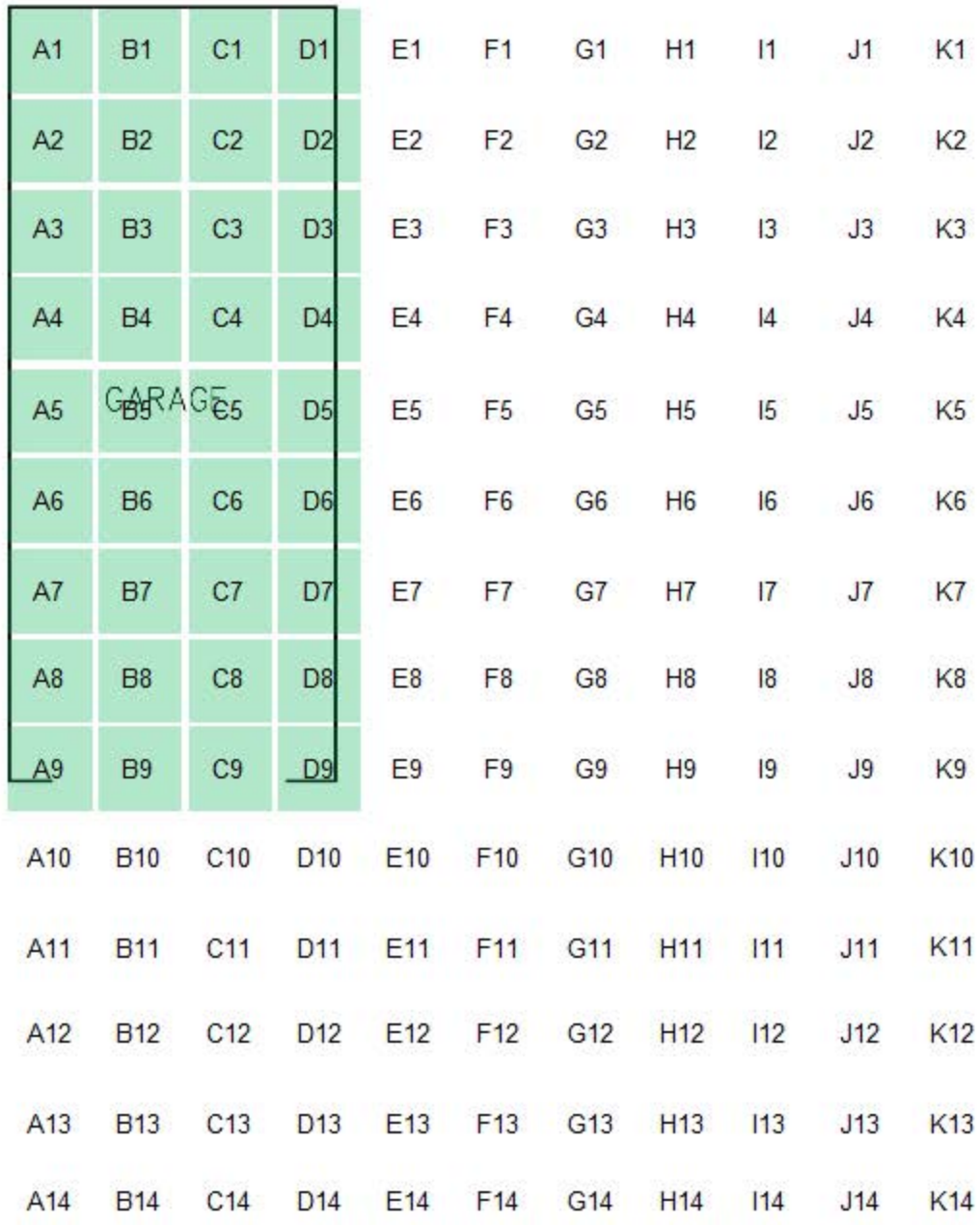

Survey Information:

Grid	Primary Reading	Unit	Desc.	Cell Note	2nd Reading	Unit	Desc.	Cell Note	3rd Reading	Unit	Desc.	Cell Note	Anomaly	General Notes
A1	4.0	uR/hr	Garage			uR/hr				uR/hr			No	
A2	3.6	uR/hr	Garage			uR/hr				uR/hr			No	
A3	3.6	uR/hr	Garage			uR/hr				uR/hr			No	
A4	3.6	uR/hr	Garage			uR/hr				uR/hr			No	
A5	3.6	uR/hr	Garage			uR/hr				uR/hr			No	
A6	3.6	uR/hr	Garage			uR/hr				uR/hr			No	
A7	3.6	uR/hr	Garage			uR/hr				uR/hr			No	
A8	3.6	uR/hr	Garage			uR/hr				uR/hr			No	
A9	3.6	uR/hr	Garage	Percentage of grid falls outside of unit.		uR/hr				uR/hr			No	20% accessible
B1	4.0	uR/hr	Garage			uR/hr				uR/hr			No	
B2	3.6	uR/hr	Garage			uR/hr				uR/hr			No	
B3	3.6	uR/hr	Garage			uR/hr				uR/hr			No	
B4	3.6	uR/hr	Garage			uR/hr				uR/hr			No	
B5	3.6	uR/hr	Garage			uR/hr				uR/hr			No	
B6	3.6	uR/hr	Garage			uR/hr				uR/hr			No	
B7	3.6	uR/hr	Garage			uR/hr				uR/hr			No	
B8	3.6	uR/hr	Garage			uR/hr				uR/hr			No	
B9	3.6	uR/hr	Garage	Percentage of grid falls outside of unit.		uR/hr				uR/hr			No	20% accessible
C1	4.0	uR/hr	Garage			uR/hr				uR/hr			No	
C2	3.6	uR/hr	Garage			uR/hr				uR/hr			No	
C3	3.2	uR/hr	Garage			uR/hr				uR/hr			No	
C4	3.6	uR/hr	Garage			uR/hr				uR/hr			No	
C5	3.6	uR/hr	Garage			uR/hr				uR/hr			No	
C6	3.6	uR/hr	Garage			uR/hr				uR/hr			No	
C7	3.6	uR/hr	Garage			uR/hr				uR/hr			No	

Grid	Primary Reading	Unit	Desc.	Cell Note	2nd Reading	Unit	Desc.	Cell Note	3rd Reading	Unit	Desc.	Cell Note	Anomaly	General Notes
C8	3.6	uR/hr	Garage			uR/hr				uR/hr			No	
C9	3.6	uR/hr	Garage	Percentage of grid falls outside of unit.		uR/hr				uR/hr			No	20% accessible
D1	3.6	uR/hr	Garage	Percentage of grid falls outside of unit.		uR/hr				uR/hr			No	20% accessible
D2	3.2	uR/hr	Garage	Percentage of grid falls outside of unit.		uR/hr				uR/hr			No	20% accessible
D3	3.2	uR/hr	Garage	Percentage of grid falls outside of unit.		uR/hr				uR/hr			No	20% accessible
D4	3.6	uR/hr	Garage	Percentage of grid falls outside of unit.		uR/hr				uR/hr			No	20% accessible
D5	3.2	uR/hr	Garage	Percentage of grid falls outside of unit.		uR/hr				uR/hr			No	20% accessible
D6	3.2	uR/hr	Garage	Percentage of grid falls outside of unit.		uR/hr				uR/hr			No	20% accessible
D7	3.2	uR/hr	Garage	Percentage of grid falls outside of unit.		uR/hr				uR/hr			No	20% accessible
D8	3.6	uR/hr	Garage	Percentage of grid falls outside of unit.		uR/hr				uR/hr			No	20% accessible
D9	3.2	uR/hr	Garage	Percentage of grid falls outside of unit.		uR/hr				uR/hr			No	10% accessible

CBI Supervisor : Steve Phelps

Signature :

Signoff Notes:

Senior Technician : Efraim Ramirez

Signature :

Summary Report
1412 Flounder Court Unit G4

Unit Summary :

Completion Date:	6/25/2014 10:35 AM
Instrument:	193-6
Serial #:	309136
Layout:	Garage
Background Reading:	3.2 uR/hr
Dimensions (m):	D 8.2 W 3.3
Unit Furnished:	Yes
Tenant Present:	No

Unit Notes:

5 microR/hr background taken at standard location and height with Ludlum Model 19 (serial number: 267078) and used under vehicle (Saturn SUV) for surveys in cells B3 & C3. Not able to move vehicle.

Summary Statistics :

Total # of Readings:	36	
Average:	3.24	uR/hr
Standard Deviation:	0.19	uR/hr
Minimum:	2.80	uR/hr
Maximum:	3.60	uR/hr
Median:	3.20	uR/hr
# Anomalies:	0	

Grid Legend:

- No anomalous measurements
- Inaccessible (no measurement collected)
- Anomaly (elevated measurement)

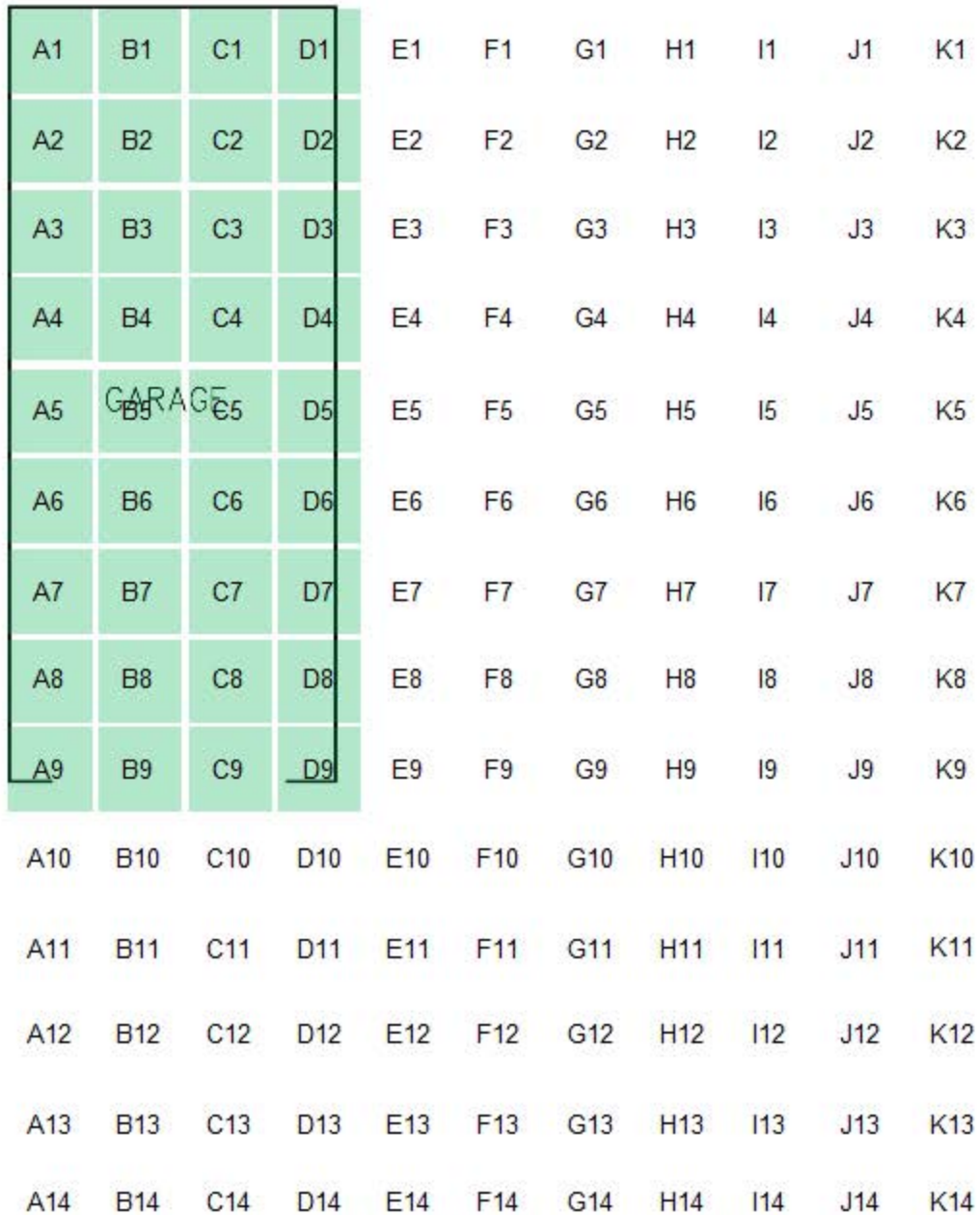

Survey Information:

Grid	Primary Reading	Unit	Desc.	Cell Note	2nd Reading	Unit	Desc.	Cell Note	3rd Reading	Unit	Desc.	Cell Note	Anomaly	General Notes
A1	3.2	uR/hr	Garage			uR/hr				uR/hr			No	
A2	3.2	uR/hr	Garage			uR/hr				uR/hr			No	
A3	3.2	uR/hr	Garage			uR/hr				uR/hr			No	
A4	3.2	uR/hr	Garage	Grid partially obstructed by installed.		uR/hr				uR/hr			No	5% inaccessible due to Saturn SUV car tires
A5	3.2	uR/hr	Garage			uR/hr				uR/hr			No	
A6	3.2	uR/hr	Garage	Grid partially obstructed by installed.		uR/hr				uR/hr			No	5% inaccessible due to Saturn SUV car tires
A7	3.2	uR/hr	Garage	Grid partially obstructed by installed.		uR/hr				uR/hr			No	5% inaccessible due to Saturn SUV car tires
A8	2.8	uR/hr	Garage			uR/hr				uR/hr			No	
A9	2.8	uR/hr	Garage	Percentage of grid falls outside of unit.		uR/hr				uR/hr			No	5% accessible
B1	3.6	uR/hr	Garage			uR/hr				uR/hr			No	
B2	3.2	uR/hr	Garage			uR/hr				uR/hr			No	
B3	3.2	uR/hr	Garage	Survey performed on non-movable item.	5.0	uR/hr	Garage	Survey performed on non-movable item.		uR/hr			No	non-movable furniture is a Saturn SUV; optional 2nd static reading taken at 1" height with Model 19. Scans also performed with Model 19 at this location.
B4	3.2	uR/hr	Garage			uR/hr				uR/hr			No	3" static reading due to non-movable Saturn SUV

Grid	Primary Reading	Unit	Desc.	Cell Note	2nd Reading	Unit	Desc.	Cell Note	3rd Reading	Unit	Desc.	Cell Note	Anomaly	General Notes
B5	3.2	uR/hr	Garage			uR/hr				uR/hr			No	3" static reading due to non-movable Saturn SUV
B6	3.2	uR/hr	Garage			uR/hr				uR/hr			No	3" static reading due to non-movable Saturn SUV
B7	3.2	uR/hr	Garage			uR/hr				uR/hr			No	10" static reading due to non-movable Saturn SUV
B8	3.2	uR/hr	Garage			uR/hr				uR/hr			No	
B9	3.2	uR/hr	Garage	Percentage of grid falls outside of unit.		uR/hr				uR/hr			No	10% accessible
C1	3.6	uR/hr	Garage			uR/hr				uR/hr			No	
C2	3.2	uR/hr	Garage			uR/hr				uR/hr			No	
C3	3.6	uR/hr	Garage	Survey performed on non-movable item.	5.0	uR/hr	Garage	Survey performed on non-movable item.		uR/hr			No	non-movable furniture is a Saturn SUV; optional 2nd static reading taken at 1" height with Model 19. Scans also performed with Model 19 at this location.
C4	3.2	uR/hr	Garage	Grid partially obstructed by installed.		uR/hr				uR/hr			No	5% inaccessible due to Saturn SUV car tires
C5	3.2	uR/hr	Garage			uR/hr				uR/hr			No	
C6	3.2	uR/hr	Garage	Grid partially obstructed by installed.		uR/hr				uR/hr			No	5% inaccessible due to Saturn SUV car tires

Grid	Primary Reading	Unit	Desc.	Cell Note	2nd Reading	Unit	Desc.	Cell Note	3rd Reading	Unit	Desc.	Cell Note	Anomaly	General Notes
C7	3.2	uR/hr	Garage			uR/hr				uR/hr			No	5% inaccessible due to Saturn SUV car tires
C8	3.6	uR/hr	Garage			uR/hr				uR/hr			No	
C9	3.2	uR/hr	Garage	Percentage of grid falls outside of unit.		uR/hr				uR/hr			No	10% accessible
D1	3.6	uR/hr	Garage	Percentage of grid falls outside of unit.		uR/hr				uR/hr			No	30% accessible
D2	3.6	uR/hr	Garage	Percentage of grid falls outside of unit.		uR/hr				uR/hr			No	30% accessible
D3	3.2	uR/hr	Garage	Percentage of grid falls outside of unit.		uR/hr				uR/hr			No	30% accessible
D4	3.2	uR/hr	Garage	Percentage of grid falls outside of unit.		uR/hr				uR/hr			No	30% accessible
D5	3.2	uR/hr	Garage	Percentage of grid falls outside of unit.		uR/hr				uR/hr			No	30% accessible
D6	3.2	uR/hr	Garage	Percentage of grid falls outside of unit.		uR/hr				uR/hr			No	30% accessible
D7	3.2	uR/hr	Garage	Percentage of grid falls outside of unit.		uR/hr				uR/hr			No	30% accessible
D8	3.2	uR/hr	Garage	Percentage of grid falls outside of unit.		uR/hr				uR/hr			No	30% accessible
D9	3.2	uR/hr	Garage	Percentage of grid falls outside of unit.		uR/hr				uR/hr			No	5% accessible

CBI Supervisor : Adam Hickok

Signature :

Senior Technician : Phillip Perez

Signature :

Signoff Notes:

Summary Report
1412 Flounder Court Unit G5

Unit Summary :

Completion Date:	6/25/2014 9:26 AM
Instrument:	193-6
Serial #:	309127
Layout:	Garage
Background Reading:	4.0 uR/hr
Dimensions (m):	D 8.13 W 3.32
Unit Furnished:	Yes
Tenant Present:	No
Unit Notes:	

Summary Statistics :

Total # of Readings:	36	
Average:	3.93	uR/hr
Standard Deviation:	0.15	uR/hr
Minimum:	3.60	uR/hr
Maximum:	4.00	uR/hr
Median:	4.00	uR/hr
# Anomalies:	0	

Grid Legend:

- No anomalous measurements
- Inaccessible (no measurement collected)
- Anomaly (elevated measurement)

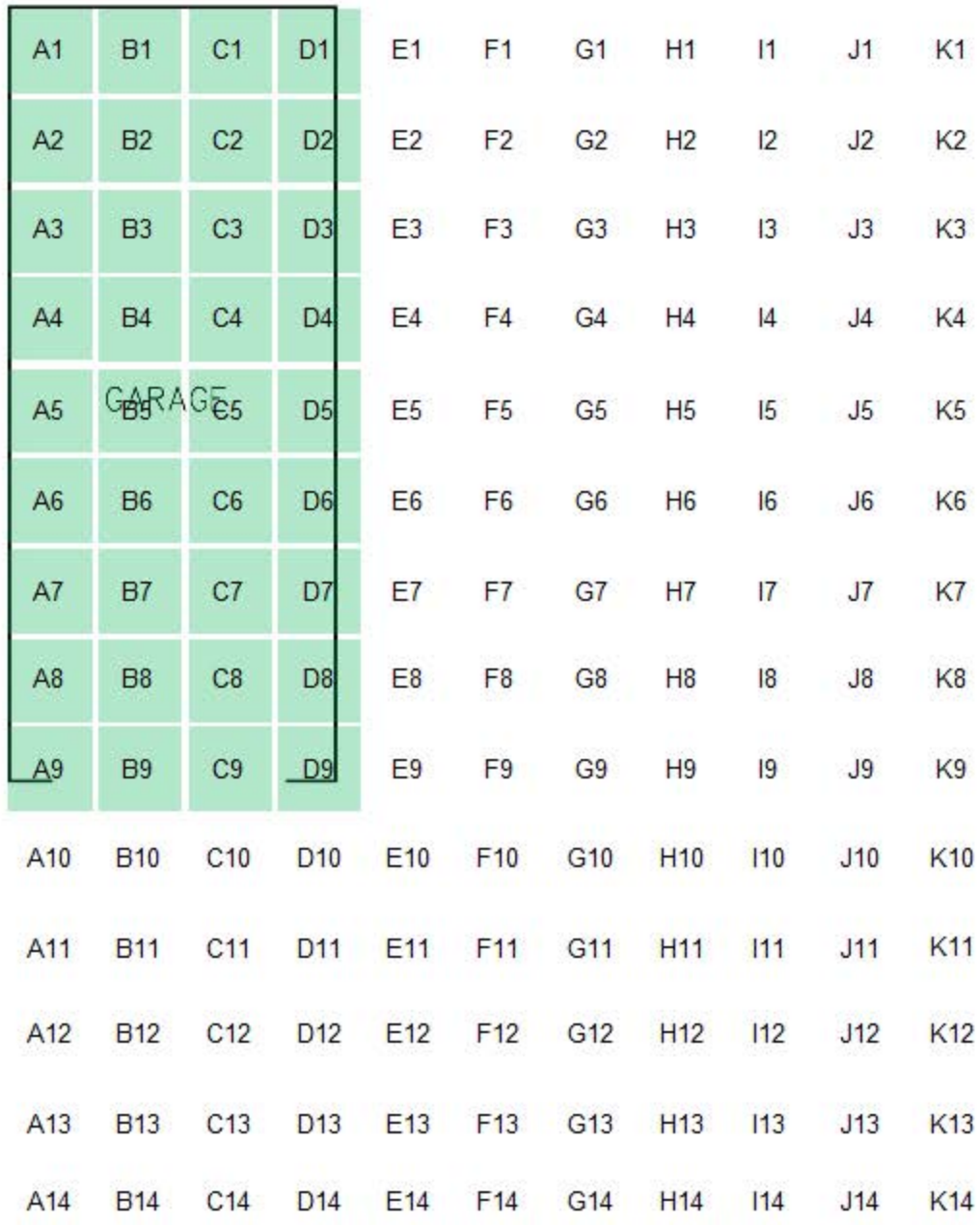

Survey Information:

Grid	Primary Reading	Unit	Desc.	Cell Note	2nd Reading	Unit	Desc.	Cell Note	3rd Reading	Unit	Desc.	Cell Note	Anomaly	General Notes
A1	4.0	uR/hr	Garage			uR/hr				uR/hr			No	
A2	4.0	uR/hr	Garage			uR/hr				uR/hr			No	
A3	4.0	uR/hr	Garage			uR/hr				uR/hr			No	
A4	4.0	uR/hr	Garage			uR/hr				uR/hr			No	
A5	4.0	uR/hr	Garage			uR/hr				uR/hr			No	
A6	4.0	uR/hr	Garage			uR/hr				uR/hr			No	
A7	4.0	uR/hr	Garage			uR/hr				uR/hr			No	
A8	4.0	uR/hr	Garage			uR/hr				uR/hr			No	
A9	3.6	uR/hr	Garage	Percentage of grid falls outside of unit.		uR/hr				uR/hr			No	15% accessible
B1	4.0	uR/hr	Garage			uR/hr				uR/hr			No	
B2	4.0	uR/hr	Garage			uR/hr				uR/hr			No	
B3	4.0	uR/hr	Garage			uR/hr				uR/hr			No	
B4	4.0	uR/hr	Garage			uR/hr				uR/hr			No	
B5	4.0	uR/hr	Garage			uR/hr				uR/hr			No	
B6	4.0	uR/hr	Garage			uR/hr				uR/hr			No	
B7	4.0	uR/hr	Garage			uR/hr				uR/hr			No	
B8	4.0	uR/hr	Garage			uR/hr				uR/hr			No	
B9	3.6	uR/hr	Garage	Percentage of grid falls outside of unit.		uR/hr				uR/hr			No	15% accessible
C1	4.0	uR/hr	Garage			uR/hr				uR/hr			No	
C2	4.0	uR/hr	Garage			uR/hr				uR/hr			No	
C3	4.0	uR/hr	Garage			uR/hr				uR/hr			No	
C4	4.0	uR/hr	Garage			uR/hr				uR/hr			No	
C5	4.0	uR/hr	Garage			uR/hr				uR/hr			No	
C6	4.0	uR/hr	Garage			uR/hr				uR/hr			No	
C7	3.6	uR/hr	Garage			uR/hr				uR/hr			No	

Grid	Primary Reading	Unit	Desc.	Cell Note	2nd Reading	Unit	Desc.	Cell Note	3rd Reading	Unit	Desc.	Cell Note	Anomaly	General Notes
C8	3.6	uR/hr	Garage			uR/hr				uR/hr			No	
C9	4.0	uR/hr	Garage	Percentage of grid falls outside of unit.		uR/hr				uR/hr			No	15% accessible
D1	4.0	uR/hr	Garage	Percentage of grid falls outside of unit.		uR/hr				uR/hr			No	30% accessible
D2	4.0	uR/hr	Garage	Percentage of grid falls outside of unit.		uR/hr				uR/hr			No	30% accessible
D3	4.0	uR/hr	Garage	Percentage of grid falls outside of unit.		uR/hr				uR/hr			No	30% accessible
D4	4.0	uR/hr	Garage	Percentage of grid falls outside of unit.		uR/hr				uR/hr			No	30% accessible
D5	4.0	uR/hr	Garage	Percentage of grid falls outside of unit.		uR/hr				uR/hr			No	30% accessible
D6	4.0	uR/hr	Garage	Percentage of grid falls outside of unit.		uR/hr				uR/hr			No	30% accessible
D7	4.0	uR/hr	Garage	Percentage of grid falls outside of unit.		uR/hr				uR/hr			No	30% accessible
D8	3.6	uR/hr	Garage	Percentage of grid falls outside of unit.		uR/hr				uR/hr			No	30% accessible
D9	3.6	uR/hr	Garage	Percentage of grid falls outside of unit.		uR/hr				uR/hr			No	5% accessible

CBI Supervisor : Garrick Anderson

Signature :

Signoff Notes:

Senior Technician : Patricia Lozano

Signature :



Summary Report
1412 Flounder Court Unit G6

Unit Summary :

Completion Date:	6/24/2014 4:14 PM
Instrument:	193-6
Serial #:	309127
Layout:	Garage
Background Reading:	4.0 uR/hr
Dimensions (m):	D 8.08 W 3.23
Unit Furnished:	Yes
Tenant Present:	Yes
Unit Notes:	

Summary Statistics :

Total # of Readings:	36	
Average:	3.94	uR/hr
Standard Deviation:	0.17	uR/hr
Minimum:	3.20	uR/hr
Maximum:	4.00	uR/hr
Median:	4.00	uR/hr
# Anomalies:	0	

Grid Legend:

- No anomalous measurements
- Inaccessible (no measurement collected)
- Anomaly (elevated measurement)

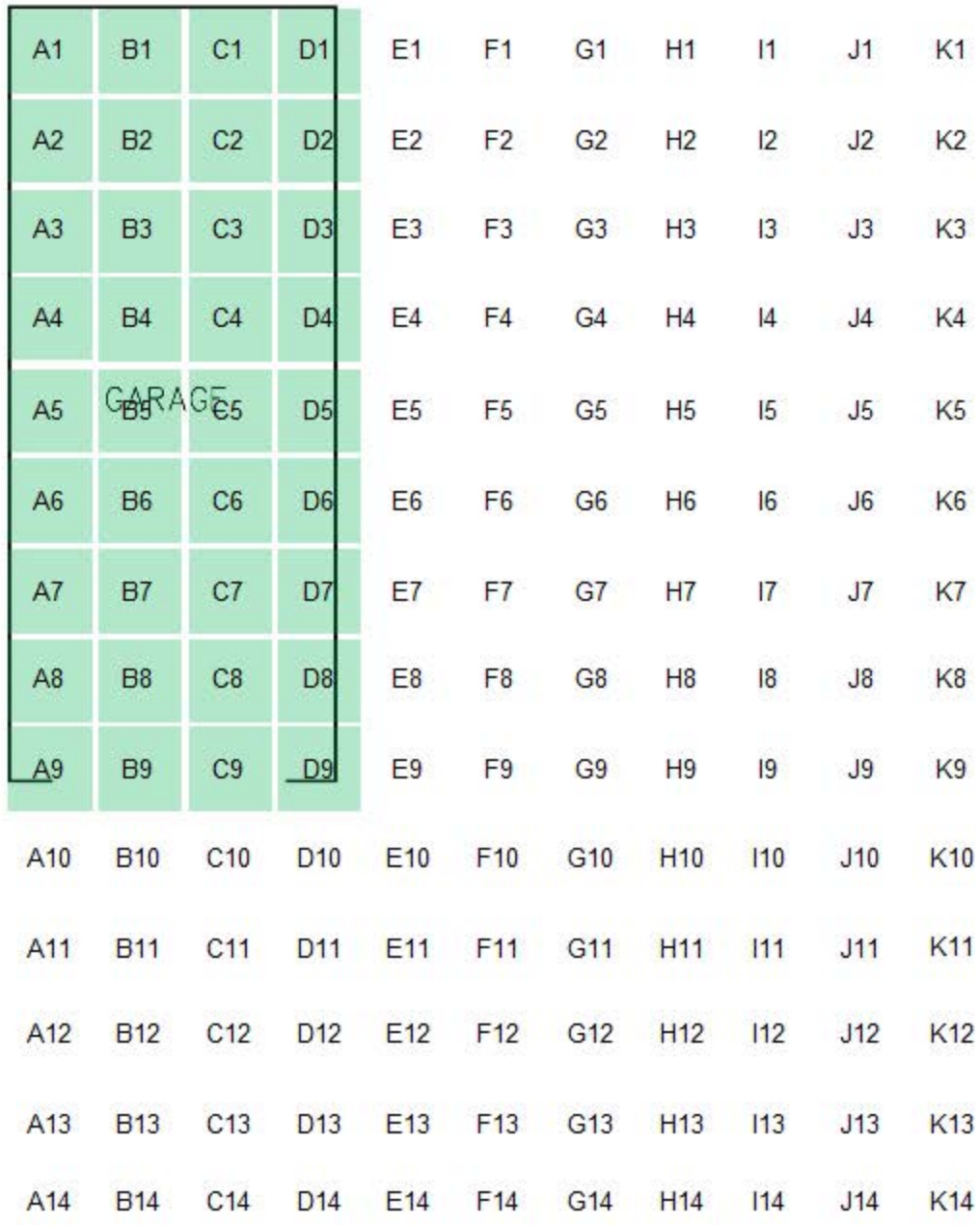

Survey Information:

Grid	Primary Reading	Unit	Desc.	Cell Note	2nd Reading	Unit	Desc.	Cell Note	3rd Reading	Unit	Desc.	Cell Note	Anomaly	General Notes
A1	4.0	uR/hr	Garage			uR/hr				uR/hr			No	
A2	3.6	uR/hr	Garage			uR/hr				uR/hr			No	
A3	4.0	uR/hr	Garage			uR/hr				uR/hr			No	
A4	4.0	uR/hr	Garage			uR/hr				uR/hr			No	
A5	4.0	uR/hr	Garage			uR/hr				uR/hr			No	
A6	4.0	uR/hr	Garage			uR/hr				uR/hr			No	
A7	4.0	uR/hr	Garage			uR/hr				uR/hr			No	
A8	4.0	uR/hr	Garage			uR/hr				uR/hr			No	
A9	4.0	uR/hr	Garage	Percentage of grid falls outside of unit.		uR/hr				uR/hr			No	10% accessible
B1	4.0	uR/hr	Garage			uR/hr				uR/hr			No	
B2	4.0	uR/hr	Garage			uR/hr				uR/hr			No	
B3	4.0	uR/hr	Garage			uR/hr				uR/hr			No	
B4	4.0	uR/hr	Garage			uR/hr				uR/hr			No	
B5	4.0	uR/hr	Garage			uR/hr				uR/hr			No	
B6	4.0	uR/hr	Garage			uR/hr				uR/hr			No	
B7	4.0	uR/hr	Garage			uR/hr				uR/hr			No	
B8	4.0	uR/hr	Garage			uR/hr				uR/hr			No	
B9	4.0	uR/hr	Garage	Percentage of grid falls outside of unit.		uR/hr				uR/hr			No	10% accessible
C1	4.0	uR/hr	Garage			uR/hr				uR/hr			No	
C2	4.0	uR/hr	Garage			uR/hr				uR/hr			No	
C3	3.6	uR/hr	Garage			uR/hr				uR/hr			No	
C4	4.0	uR/hr	Garage			uR/hr				uR/hr			No	
C5	4.0	uR/hr	Garage			uR/hr				uR/hr			No	
C6	4.0	uR/hr	Garage			uR/hr				uR/hr			No	
C7	4.0	uR/hr	Garage			uR/hr				uR/hr			No	

Grid	Primary Reading	Unit	Desc.	Cell Note	2nd Reading	Unit	Desc.	Cell Note	3rd Reading	Unit	Desc.	Cell Note	Anomaly	General Notes
C8	3.6	uR/hr	Garage			uR/hr				uR/hr			No	
C9	4.0	uR/hr	Garage	Percentage of grid falls outside of unit.		uR/hr				uR/hr			No	10% accessible
D1	4.0	uR/hr	Garage	Percentage of grid falls outside of unit.		uR/hr				uR/hr			No	20% accessible
D2	4.0	uR/hr	Garage	Percentage of grid falls outside of unit.		uR/hr				uR/hr			No	20% accessible
D3	4.0	uR/hr	Garage	Percentage of grid falls outside of unit.		uR/hr				uR/hr			No	20% accessible
D4	4.0	uR/hr	Garage	Percentage of grid falls outside of unit.		uR/hr				uR/hr			No	20% accessible
D5	4.0	uR/hr	Garage	Percentage of grid falls outside of unit.		uR/hr				uR/hr			No	20% accessible
D6	4.0	uR/hr	Garage	Percentage of grid falls outside of unit.		uR/hr				uR/hr			No	20% accessible
D7	4.0	uR/hr	Garage	Percentage of grid falls outside of unit.		uR/hr				uR/hr			No	20% accessible
D8	4.0	uR/hr	Garage	Percentage of grid falls outside of unit.		uR/hr				uR/hr			No	20% accessible
D9	3.2	uR/hr	Garage	Percentage of grid falls outside of unit.		uR/hr				uR/hr			No	10% accessible

CBI Supervisor : Garrick Anderson

Signature :

Senior Technician : Patricia Lozano

Signature :

Signoff Notes:

Summary Report
1413 Flounder Court Unit A

Unit Summary :

Completion Date:	6/20/2014 3:54 PM	
Instrument:	193-6	
Serial #:	309110	
Layout:	Floor Plan 8	
Background Reading:	3.6	uR/hr
Dimensions (m):	D	W
Unit Furnished:	Yes	
Tenant Present:	Yes	
Unit Notes:		

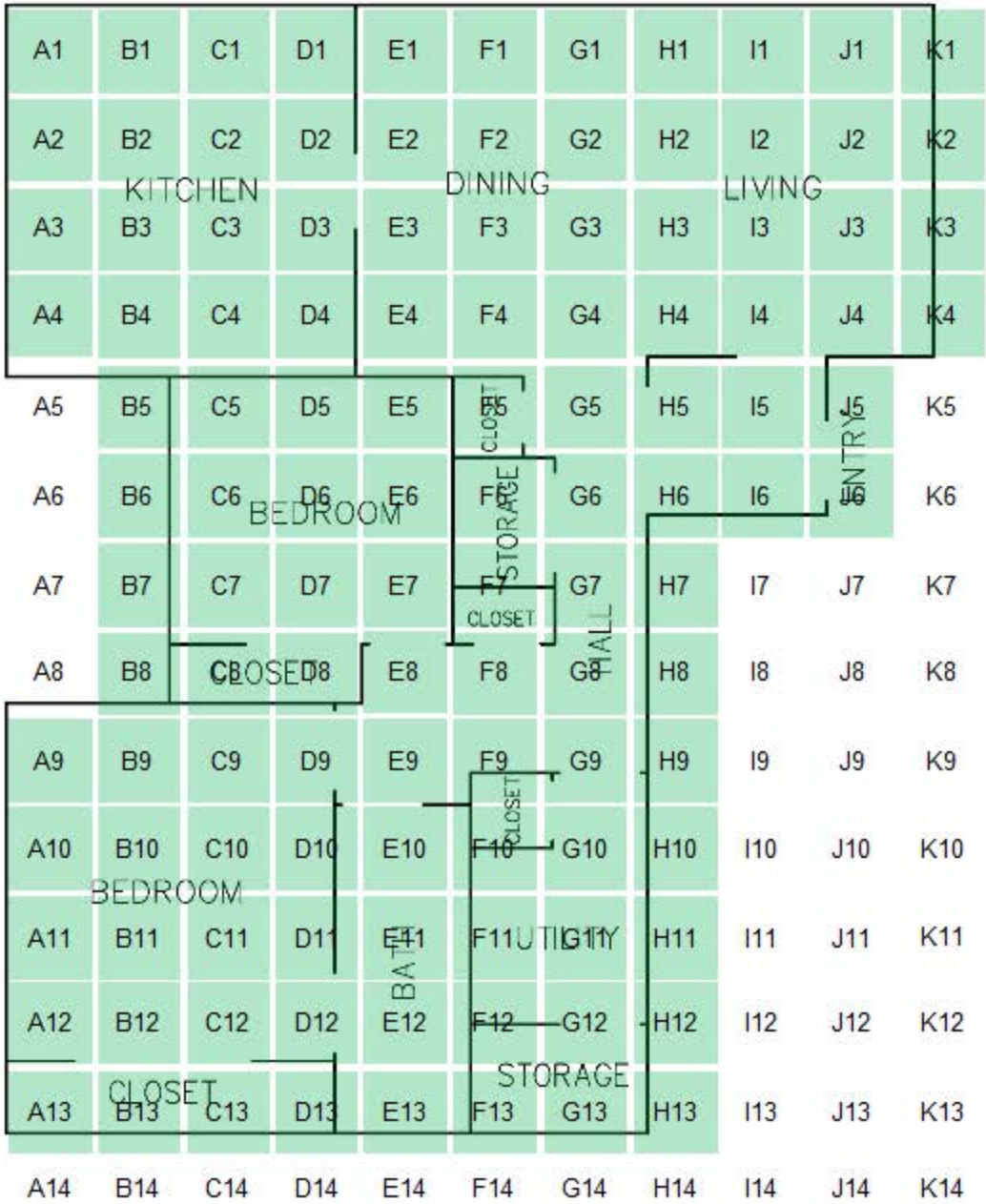

Summary Statistics :

Total # of Readings:	116	
Average:	3.76	uR/hr
Standard Deviation:	0.21	uR/hr
Minimum:	3.20	uR/hr
Maximum:	4.40	uR/hr
Median:	3.60	uR/hr
# Anomalies:	0	

Grid Legend:

- No anomalous measurements
- Inaccessible (no measurement collected)
- Anomaly (elevated measurement)

Survey Information:

Grid	Reading	Reading Units	Anomaly	Notes	Cell Description	Second Reading	Second Reading Units	Second Reading Cell Description
A1	3.6	uR/hr	No	20% accessible	Kitchen		uR/hr	
A2	3.6	uR/hr	No	40% accessible	Kitchen		uR/hr	
A3	4.0	uR/hr	No	75% accessible	Kitchen		uR/hr	
A4	4.0	uR/hr	No		Kitchen		uR/hr	
A9	4.0	uR/hr	No		Bedroom		uR/hr	
A10	4.0	uR/hr	No		Bedroom		uR/hr	
A11	4.0	uR/hr	No		Bedroom		uR/hr	
A12	4.0	uR/hr	No		Bedroom		uR/hr	
A13	4.0	uR/hr	No		Closet		uR/hr	
B1	3.6	uR/hr	No	30% accessible	Kitchen		uR/hr	
B2	3.6	uR/hr	No		Kitchen		uR/hr	
B3	3.6	uR/hr	No		Kitchen		uR/hr	
B4	3.6	uR/hr	No		Kitchen		uR/hr	
B5	4.0	uR/hr	No	20% accessible	Bedroom		uR/hr	
B6	4.0	uR/hr	No	20% accessible	Bedroom		uR/hr	
B7	4.0	uR/hr	No	10% accessible	Bedroom		uR/hr	
B8	4.0	uR/hr	No	10% accessible	Closet		uR/hr	
B9	4.0	uR/hr	No		Bedroom		uR/hr	
B10	4.0	uR/hr	No		Bedroom		uR/hr	
B11	3.6	uR/hr	No		Bedroom		uR/hr	
B12	4.0	uR/hr	No		Bedroom		uR/hr	
B13	4.0	uR/hr	No		Closet		uR/hr	
C1	3.6	uR/hr	No	30% accessible	Kitchen		uR/hr	
C2	3.6	uR/hr	No		Kitchen		uR/hr	
C3	3.6	uR/hr	No		Kitchen		uR/hr	
C4	3.6	uR/hr	No		Kitchen		uR/hr	
C5	4.0	uR/hr	No		Bedroom		uR/hr	

Grid	Reading	Reading Units	Anomaly	Notes	Cell Description	Second Reading	Second Reading Units	Second Reading Cell Description
C6	4.0	uR/hr	No		Bedroom		uR/hr	
C7	4.0	uR/hr	No		Bedroom		uR/hr	
C8	4.0	uR/hr	No		Closet		uR/hr	
C9	3.6	uR/hr	No		Bedroom		uR/hr	
C10	4.0	uR/hr	No		Bedroom		uR/hr	
C11	4.0	uR/hr	No		Bedroom		uR/hr	
C12	4.0	uR/hr	No		Bedroom		uR/hr	
C13	4.0	uR/hr	No		Closet		uR/hr	
D1	3.6	uR/hr	No	30% accessible	Kitchen		uR/hr	
D2	3.6	uR/hr	No		Kitchen		uR/hr	
D3	3.6	uR/hr	No		Kitchen		uR/hr	
D4	3.6	uR/hr	No		Kitchen		uR/hr	
D5	3.6	uR/hr	No		Bedroom		uR/hr	
D6	3.6	uR/hr	No		Bedroom		uR/hr	
D7	3.6	uR/hr	No		Bedroom		uR/hr	
D8	4.0	uR/hr	No		Closet		uR/hr	
D9	4.0	uR/hr	No		Bedroom	3.6	uR/hr	Hallway
D10	4.0	uR/hr	No		Bedroom	4.0	uR/hr	Bathroom
D11	3.6	uR/hr	No		Bedroom	4.0	uR/hr	Bathroom
D12	4.0	uR/hr	No		Bedroom	4.0	uR/hr	Bedroom
D13	4.0	uR/hr	No		Closet	4.0	uR/hr	Bathroom
E1	3.2	uR/hr	No		Dining Room		uR/hr	
E2	3.6	uR/hr	No		Dining Room		uR/hr	
E3	4.0	uR/hr	No		Dining Room		uR/hr	
E4	3.6	uR/hr	No		Dining Room		uR/hr	
E5	3.6	uR/hr	No		Bedroom		uR/hr	
E6	3.6	uR/hr	No		Bedroom		uR/hr	
E7	3.6	uR/hr	No		Bedroom		uR/hr	

Grid	Reading	Reading Units	Anomaly	Notes	Cell Description	Second Reading	Second Reading Units	Second Reading Cell Description
E8	3.6	uR/hr	No		Hallway	3.6	uR/hr	Bedroom
E9	3.6	uR/hr	No		Hallway		uR/hr	
E10	4.0	uR/hr	No		Bathroom		uR/hr	
E11	4.0	uR/hr	No		Bathroom		uR/hr	
E12	4.0	uR/hr	No		Bathroom		uR/hr	
E13	4.0	uR/hr	No		Bathroom		uR/hr	
F1	3.6	uR/hr	No		Dining Room		uR/hr	
F2	3.6	uR/hr	No		Dining Room		uR/hr	
F3	3.6	uR/hr	No		Dining Room		uR/hr	
F4	3.6	uR/hr	No		Dining Room		uR/hr	
F5	3.6	uR/hr	No		Closet		uR/hr	
F6	3.6	uR/hr	No		Storage		uR/hr	
F7	3.6	uR/hr	No		Storage	3.2	uR/hr	Closet
F8	3.6	uR/hr	No		Hallway	3.6	uR/hr	Closet
F9	3.6	uR/hr	No		Hallway	4.0	uR/hr	Closet
F10	4.0	uR/hr	No	30% of closet surface accessible	Closet	4.0	uR/hr	Bathroom
F11	3.6	uR/hr	No	10% grid utility accessible	Utility	4.0	uR/hr	Bathroom
F12	4.0	uR/hr	No	10% utility accessible	Storage	4.0	uR/hr	Bathroom
F13	4.0	uR/hr	No		Storage	4.0	uR/hr	Bathroom
G1	3.6	uR/hr	No		Dining Room		uR/hr	
G2	3.6	uR/hr	No		Dining Room		uR/hr	
G3	3.6	uR/hr	No		Dining Room		uR/hr	
G4	4.0	uR/hr	No		Dining Room		uR/hr	
G5	3.6	uR/hr	No		Hallway		uR/hr	
G6	3.6	uR/hr	No		Hallway	3.6	uR/hr	Storage
G7	3.6	uR/hr	No		Hallway	3.6	uR/hr	Storage
G8	3.6	uR/hr	No		Hallway		uR/hr	
G9	3.6	uR/hr	No		Hallway	4.0	uR/hr	Closet

Grid	Reading	Reading Units	Anomaly	Notes	Cell Description	Second Reading	Second Reading Units	Second Reading Cell Description
G10	3.6	uR/hr	No		Utility	4.0	uR/hr	Closet
G11	3.6	uR/hr	No		Utility		uR/hr	
G12	3.6	uR/hr	No		Utility	4.0	uR/hr	Storage
G13	4.4	uR/hr	No		Storage		uR/hr	
H1	3.6	uR/hr	No		Living Room		uR/hr	
H2	3.6	uR/hr	No		Living Room		uR/hr	
H3	3.6	uR/hr	No		Living Room		uR/hr	
H4	3.6	uR/hr	No		Living Room		uR/hr	
H5	3.6	uR/hr	No		Hallway		uR/hr	
H6	3.6	uR/hr	No	95% accessible	Hallway		uR/hr	
H7	3.6	uR/hr	No	20% accessible	Hallway		uR/hr	
H8	3.6	uR/hr	No	20% accessible	Hallway		uR/hr	
H9	3.6	uR/hr	No	20% accessible	Hallway		uR/hr	
H10	3.6	uR/hr	No	20% accessible	Hallway		uR/hr	
H11	3.6	uR/hr	No	20% accessible	Utility		uR/hr	
H12	3.6	uR/hr	No	15% accessible	Utility	3.6	uR/hr	Storage
H13	3.6	uR/hr	No	20% accessible	Storage		uR/hr	
I1	3.6	uR/hr	No		Living Room		uR/hr	
I2	3.6	uR/hr	No		Living Room		uR/hr	
I3	4.0	uR/hr	No		Living Room		uR/hr	
I4	4.0	uR/hr	No		Living Room		uR/hr	
I5	3.6	uR/hr	No		Hallway		uR/hr	
I6	3.6	uR/hr	No	95% accessible	Hallway		uR/hr	
J1	3.6	uR/hr	No		Living Room		uR/hr	
J2	4.0	uR/hr	No		Living Room		uR/hr	
J3	3.6	uR/hr	No		Living Room		uR/hr	
J4	4.0	uR/hr	No		Living Room		uR/hr	
J5	4.0	uR/hr	No	20% accessible	Hallway		uR/hr	

Grid	Reading	Reading Units	Anomaly	Notes	Cell Description	Second Reading	Second Reading Units	Second Reading Cell Description
J6	3.6	uR/hr	No	20% accessible	Hallway		uR/hr	
K1	4.0	uR/hr	No	40% accessible	Living Room		uR/hr	
K2	3.6	uR/hr	No	40% accessible	Living Room		uR/hr	
K3	4.0	uR/hr	No	40% accessible	Living Room		uR/hr	
K4	4.0	uR/hr	No	40% accessible	Living Room		uR/hr	

CBI Supervisor : Carlos Bernal

Signature :

Senior Technician : Antonio Neotti

Signature :

Signoff Notes:

Summary Report
1413 Flounder Court Unit F

Unit Summary :

Completion Date:	6/20/2014 2:38 PM
Instrument:	193-6
Serial #:	309099
Layout:	Floor Plan 8B
Background Reading:	3.2 uR/hr
Dimensions (m):	D 10.1 W 12.5
Unit Furnished:	Yes
Tenant Present:	Yes
Unit Notes:	

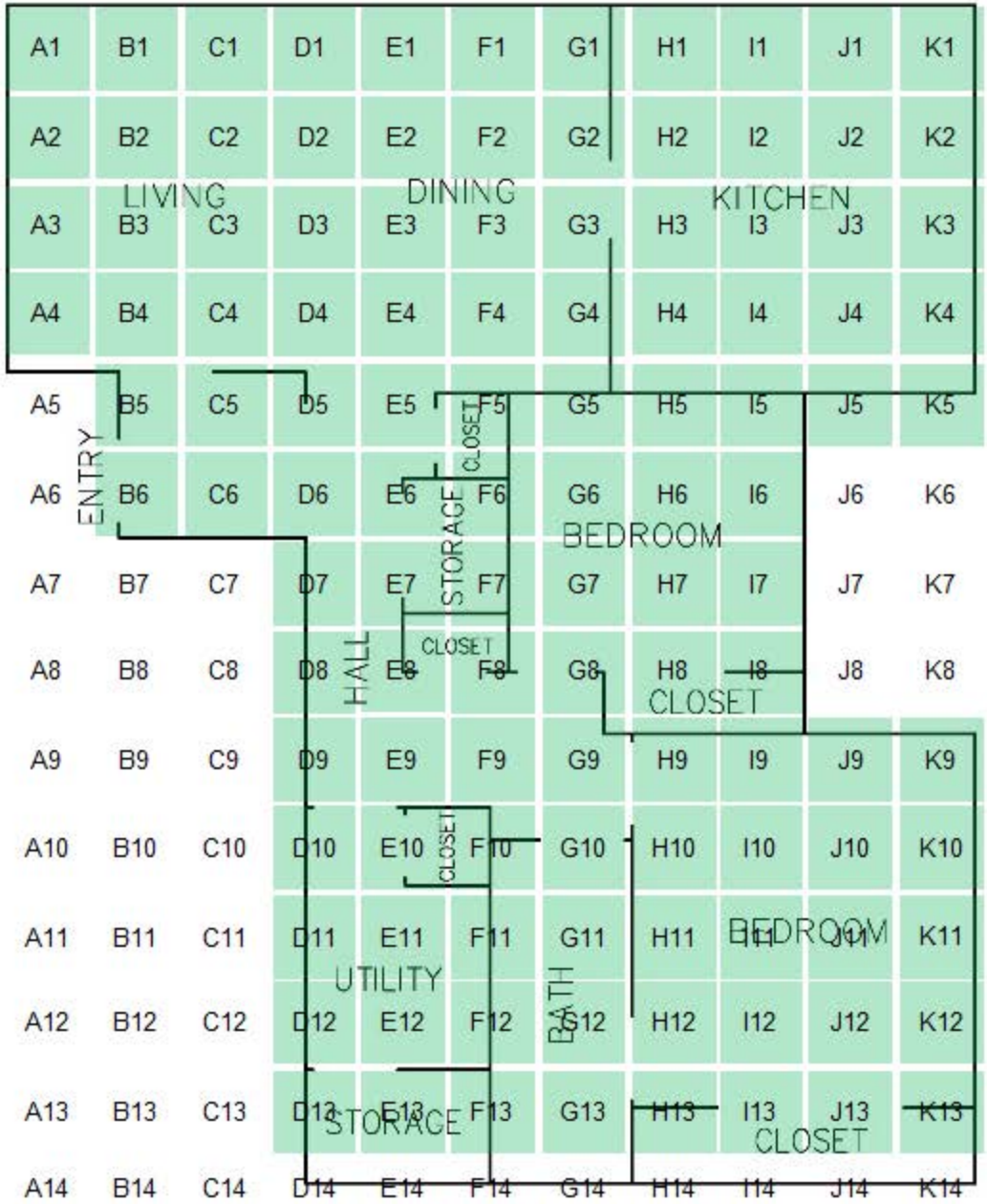

Summary Statistics :

Total # of Readings:	114	
Average:	3.42	uR/hr
Standard Deviation:	0.45	uR/hr
Minimum:	2.80	uR/hr
Maximum:	5.20	uR/hr
Median:	3.20	uR/hr
# Anomalies:	0	

Grid Legend:

- No anomalous measurements
- Inaccessible (no measurement collected)
- Anomaly (elevated measurement)

Survey Information:

Grid	Primary Reading	Unit	Desc.	Cell Note	2nd Reading	Unit	Desc.	Cell Note	3rd Reading	Unit	Desc.	Cell Note	Anomaly	General Notes
A1	3.2	uR/hr	Living Room			uR/hr				uR/hr			No	
A2	3.6	uR/hr	Living Room			uR/hr				uR/hr			No	
A3	3.2	uR/hr	Living Room			uR/hr				uR/hr			No	
A4	3.6	uR/hr	Living Room			uR/hr				uR/hr			No	
B1	3.2	uR/hr	Living Room			uR/hr				uR/hr			No	
B2	3.2	uR/hr	Living Room			uR/hr				uR/hr			No	
B3	3.6	uR/hr	Living Room			uR/hr				uR/hr			No	
B4	3.6	uR/hr	Living Room		3.2	uR/hr	Hallway			uR/hr			No	
B5	3.2	uR/hr	Hallway			uR/hr				uR/hr			No	
B6	3.2	uR/hr	Hallway	Grid partially contained within wall construction.		uR/hr				uR/hr			No	40% accessible
C1	3.2	uR/hr	Living Room			uR/hr				uR/hr			No	
C2	3.2	uR/hr	Living Room			uR/hr				uR/hr			No	
C3	3.2	uR/hr	Living Room			uR/hr				uR/hr			No	
C4	3.2	uR/hr	Living Room		3.2	uR/hr	Hallway			uR/hr			No	
C5	3.6	uR/hr	Hallway			uR/hr				uR/hr			No	
C6	3.2	uR/hr	Hallway			uR/hr				uR/hr			No	40% accessible
D1	3.2	uR/hr	Living Room			uR/hr				uR/hr			No	
D2	3.2	uR/hr	Living Room			uR/hr				uR/hr			No	
D3	3.2	uR/hr	Living Room			uR/hr				uR/hr			No	
D4	3.2	uR/hr	Living Room			uR/hr				uR/hr			No	
D5	3.2	uR/hr	Hallway			uR/hr				uR/hr			No	
D6	3.2	uR/hr	Hallway			uR/hr				uR/hr			No	
D7	3.2	uR/hr	Hallway	Grid partially contained within wall construction.		uR/hr				uR/hr			No	60% accessible

Grid	Primary Reading	Unit	Desc.	Cell Note	2nd Reading	Unit	Desc.	Cell Note	3rd Reading	Unit	Desc.	Cell Note	Anomaly	General Notes
D8	3.2	uR/hr	Hallway			uR/hr				uR/hr			No	60% accessible
D9	3.2	uR/hr	Hallway			uR/hr				uR/hr			No	60% accessible
D10	3.2	uR/hr	Utility			uR/hr				uR/hr			No	60% accessible
D11	3.2	uR/hr	Utility			uR/hr				uR/hr			No	60% accessible
D12	3.6	uR/hr	Utility			uR/hr				uR/hr			No	60% accessible
D13	3.6	uR/hr	Storage			uR/hr				uR/hr			No	60% accessible
E1	3.2	uR/hr	Dining Room			uR/hr				uR/hr			No	
E2	3.2	uR/hr	Dining Room			uR/hr				uR/hr			No	
E3	3.2	uR/hr	Dining Room			uR/hr				uR/hr			No	
E4	3.2	uR/hr	Dining Room			uR/hr				uR/hr			No	
E5	3.2	uR/hr	Hallway		3.2	uR/hr	Closet			uR/hr			No	
E6	3.2	uR/hr	Storage	Installed furnace.	3.2	uR/hr	Hallway			uR/hr			No	40% accessible
E7	2.8	uR/hr	Storage	Installed water heater.		uR/hr	Bedroom		3.2	uR/hr	Hallway		No	40% accessible
E8	3.2	uR/hr	Closet		3.2	uR/hr	Hallway		2.8	uR/hr	Storage	Installed water heater.	No	40% accessible
E9	3.2	uR/hr	Hallway			uR/hr				uR/hr			No	
E10	3.2	uR/hr	Closet		3.2	uR/hr	Utility			uR/hr			No	
E11	3.6	uR/hr	Utility			uR/hr				uR/hr			No	
E12	3.6	uR/hr	Utility	Washing machine within grid.		uR/hr				uR/hr			No	40% accessible
E13	4.0	uR/hr	Storage			uR/hr				uR/hr			No	
F1	3.2	uR/hr	Dining Room			uR/hr				uR/hr			No	
F2	3.6	uR/hr	Dining Room			uR/hr				uR/hr			No	
F3	3.2	uR/hr	Dining Room			uR/hr				uR/hr			No	
F4	3.2	uR/hr	Dining Room			uR/hr				uR/hr			No	

Grid	Primary Reading	Unit	Desc.	Cell Note	2nd Reading	Unit	Desc.	Cell Note	3rd Reading	Unit	Desc.	Cell Note	Anomaly	General Notes
F5	3.2	uR/hr	Dining Room		2.8	uR/hr	Closet			uR/hr			No	
F6	2.8	uR/hr	Storage		2.8	uR/hr	Hallway			uR/hr			No	
F7	2.8	uR/hr	Storage	Installed water heater.	3.2	uR/hr	Hallway			uR/hr			No	40% accessible
F8	2.8	uR/hr	Closet		3.2	uR/hr	Hallway			uR/hr			No	
F9	3.2	uR/hr	Hallway			uR/hr				uR/hr			No	
F10	4.0	uR/hr	Bathroom		3.2	uR/hr	Closet			uR/hr			No	
F11	4.4	uR/hr	Bathroom		3.6	uR/hr	Utility			uR/hr			No	
F12	4.8	uR/hr	Bathroom		3.6	uR/hr	Utility			uR/hr			No	
F13	5.2	uR/hr	Bathroom		4.0	uR/hr	Utility			uR/hr			No	
G1	2.8	uR/hr	Dining Room		3.2	uR/hr	Kitchen			uR/hr			No	
G2	3.2	uR/hr	Dining Room		3.2	uR/hr	Kitchen			uR/hr			No	
G3	3.2	uR/hr	Dining Room	Survey performed on non-movable item.	3.2	uR/hr	Kitchen			uR/hr			No	Static taken at 10 inches above floor on book case in dining room
G4	3.2	uR/hr	Dining Room		3.2	uR/hr	Kitchen			uR/hr			No	
G5	3.2	uR/hr	Kitchen		2.8	uR/hr	Bedroom		3.2	uR/hr	Dining Room		No	
G6	3.2	uR/hr	Bedroom			uR/hr				uR/hr			No	
G7	3.2	uR/hr	Bedroom			uR/hr				uR/hr			No	
G8	3.2	uR/hr	Hallway		3.2	uR/hr	Closet			uR/hr			No	
G9	3.2	uR/hr	Hallway			uR/hr				uR/hr			No	
G10	4.0	uR/hr	Bathroom			uR/hr				uR/hr			No	
G11	4.4	uR/hr	Bathroom			uR/hr				uR/hr			No	
G12	4.0	uR/hr	Bathroom			uR/hr				uR/hr			No	
G13	5.2	uR/hr	Bathroom			uR/hr				uR/hr			No	
H1	3.2	uR/hr	Kitchen	Installed refrigerator.		uR/hr				uR/hr			No	40% accessible
H2	3.2	uR/hr	Kitchen			uR/hr				uR/hr			No	
H3	3.2	uR/hr	Kitchen			uR/hr				uR/hr			No	

Grid	Primary Reading	Unit	Desc.	Cell Note	2nd Reading	Unit	Desc.	Cell Note	3rd Reading	Unit	Desc.	Cell Note	Anomaly	General Notes
H4	3.2	uR/hr	Kitchen			uR/hr				uR/hr			No	
H5	3.2	uR/hr	Kitchen		3.2	uR/hr	Bedroom			uR/hr			No	
H6	3.2	uR/hr	Bedroom			uR/hr				uR/hr			No	
H7	3.2	uR/hr	Bedroom			uR/hr				uR/hr			No	
H8	3.2	uR/hr	Hallway		3.6	uR/hr	Bedroom			uR/hr	Closet		No	
H9	3.6	uR/hr	Bedroom		3.6	uR/hr	Hallway			uR/hr			No	
H10	3.6	uR/hr	Bedroom		3.6	uR/hr	Bathroom			uR/hr			No	
H11	3.6	uR/hr	Bedroom		4.0	uR/hr	Bathroom			uR/hr			No	
H12	5.2	uR/hr	Bathroom		4.0	uR/hr	Bedroom			uR/hr			No	
H13	4.8	uR/hr	Closet		6.0	uR/hr	Bathroom	Elevated measurements due to NORM in toilet bowl a		uR/hr			No	Canberra Inspector 1000 file name 20140620112652. K-40
I1	3.2	uR/hr	Kitchen	Survey performed within accessible base cabinet.		uR/hr				uR/hr			No	40% accessible
I2	3.2	uR/hr	Kitchen			uR/hr				uR/hr			No	
I3	3.2	uR/hr	Kitchen			uR/hr				uR/hr			No	
I4	3.2	uR/hr	Kitchen			uR/hr				uR/hr			No	
I5	3.2	uR/hr	Kitchen		3.2	uR/hr	Bedroom			uR/hr			No	
I6	3.2	uR/hr	Bedroom		3.6	uR/hr	Bedroom			uR/hr			No	
I7	3.6	uR/hr	Bedroom			uR/hr				uR/hr			No	
I8	3.6	uR/hr	Bedroom		3.6	uR/hr	Closet			uR/hr			No	
I9	3.6	uR/hr	Bedroom			uR/hr				uR/hr			No	
I10	3.6	uR/hr	Bedroom			uR/hr				uR/hr			No	
I11	3.2	uR/hr	Bedroom			uR/hr				uR/hr			No	
I12	3.6	uR/hr	Bedroom			uR/hr				uR/hr			No	
I13	4.0	uR/hr	Closet			uR/hr				uR/hr			No	

Grid	Primary Reading	Unit	Desc.	Cell Note	2nd Reading	Unit	Desc.	Cell Note	3rd Reading	Unit	Desc.	Cell Note	Anomaly	General Notes
J1	3.2	uR/hr	Kitchen	Survey performed within accessible base cabinet.		uR/hr				uR/hr			No	40% accessible
J2	3.2	uR/hr	Kitchen			uR/hr				uR/hr			No	
J3	3.2	uR/hr	Kitchen			uR/hr				uR/hr			No	
J4	3.2	uR/hr	Kitchen			uR/hr				uR/hr			No	
J5	3.6	uR/hr	Kitchen	Grid partially contained within wall construction.		uR/hr				uR/hr			No	80% accessible
J9	3.6	uR/hr	Bedroom			uR/hr				uR/hr			No	
J10	3.6	uR/hr	Bedroom			uR/hr				uR/hr			No	
J11	3.2	uR/hr	Bedroom			uR/hr				uR/hr			No	
J12	3.6	uR/hr	Bedroom			uR/hr				uR/hr			No	
J13	3.6	uR/hr	Closet			uR/hr				uR/hr			No	
K1	3.6	uR/hr	Kitchen	Survey performed within accessible base cabinet.		uR/hr				uR/hr			No	40% accessible
K2	3.6	uR/hr	Kitchen	Grid partially contained within wall construction.		uR/hr				uR/hr			No	10% accessible
K3	3.6	uR/hr	Kitchen	Grid partially contained within wall construction.		uR/hr				uR/hr			No	10% accessible
K4	3.2	uR/hr	Kitchen			uR/hr				uR/hr			No	40% accessible
K5	3.2	uR/hr	Kitchen	Grid partially contained within wall construction.		uR/hr				uR/hr			No	40% accessible

Grid	Primary Reading	Unit	Desc.	Cell Note	2nd Reading	Unit	Desc.	Cell Note	3rd Reading	Unit	Desc.	Cell Note	Anomaly	General Notes
K9	3.6	uR/hr	Bedroom	Grid partially contained within wall construction.		uR/hr				uR/hr			No	20% accessible
K10	3.6	uR/hr	Bedroom	Grid partially contained within wall construction.		uR/hr				uR/hr			No	20% accessible
K11	3.6	uR/hr	Bedroom	Grid partially contained within wall construction.		uR/hr				uR/hr			No	20% accessible
K12	3.2	uR/hr	Bedroom	Grid partially contained within wall construction.		uR/hr				uR/hr			No	20% accessible
K13	3.2	uR/hr	Closet	Grid partially contained within wall construction.		uR/hr				uR/hr			No	20% accessible

CBI Supervisor : Natalie Rothell

Signature :

Senior Technician : Ricky Luguna

Signature :

Signoff Notes:

Summary Report
1413 Flounder Court Unit G1

Unit Summary :

Completion Date:	6/20/2014 3:32 PM	
Instrument:	193-6	
Serial #:	309136	
Layout:	Garage	
Background Reading:	3.2	uR/hr
Dimensions (m):	D	W
Unit Furnished:		
Tenant Present:		
Unit Notes:		

Summary Statistics :

Total # of Readings:	36	
Average:	3.09	uR/hr
Standard Deviation:	0.23	uR/hr
Minimum:	2.40	uR/hr
Maximum:	3.60	uR/hr
Median:	3.20	uR/hr
# Anomalies:	0	

Grid Legend:

- No anomalous measurements
- Inaccessible (no measurement collected)
- Anomaly (elevated measurement)

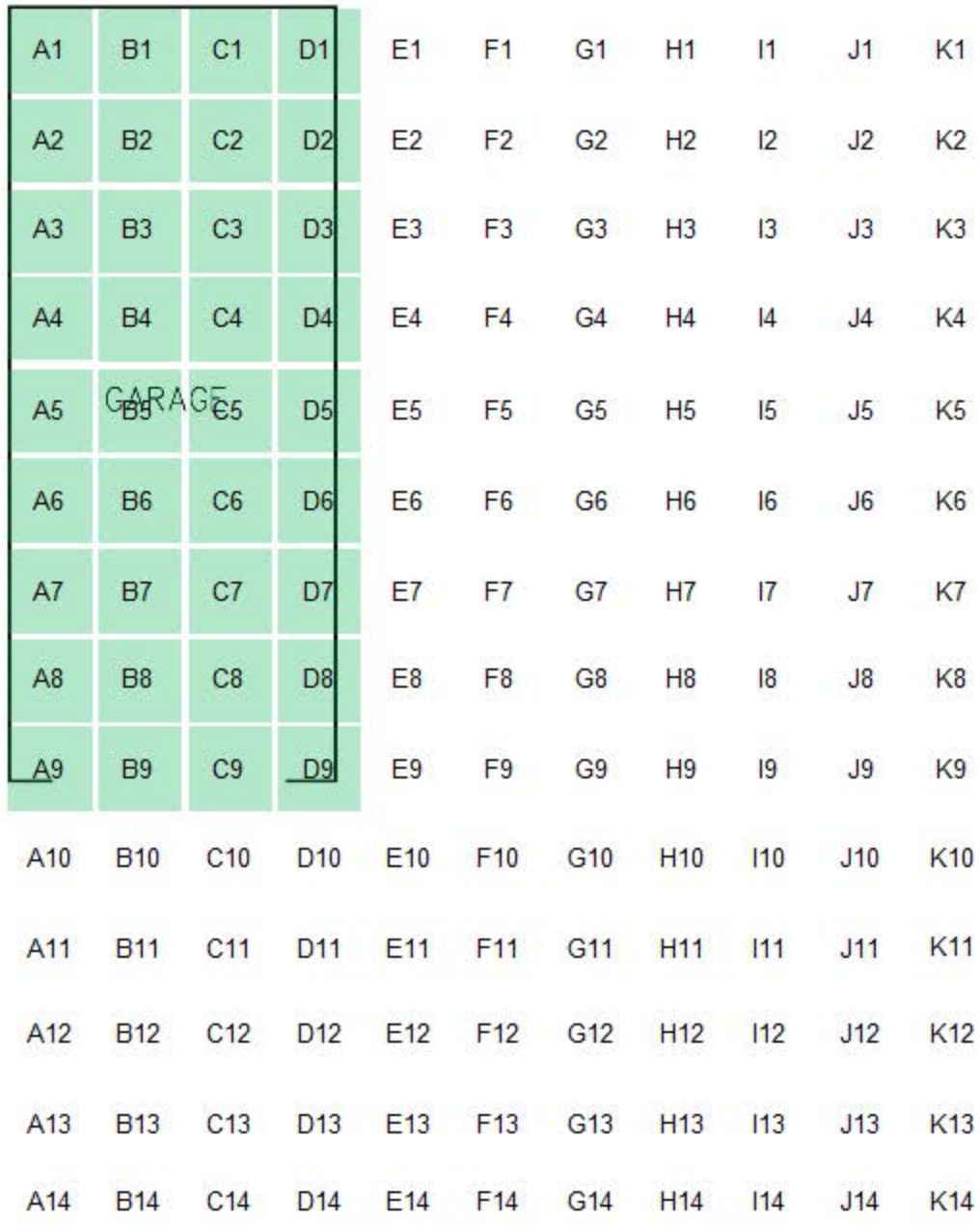

Survey Information:

Grid	Primary Reading	Unit	Desc.	Cell Note	2nd Reading	Unit	Desc.	Cell Note	3rd Reading	Unit	Desc.	Cell Note	Anomaly	General Notes
A1	2.8	uR/hr	Garage			uR/hr				uR/hr			No	used as bedroom
A2	2.8	uR/hr	Garage			uR/hr				uR/hr			No	used as bedroom
A3	2.8	uR/hr	Garage			uR/hr				uR/hr			No	used as bedroom
A4	3.2	uR/hr	Garage			uR/hr				uR/hr			No	
A5	3.2	uR/hr	Garage			uR/hr				uR/hr			No	
A6	3.2	uR/hr	Garage			uR/hr				uR/hr			No	
A7	3.2	uR/hr	Garage			uR/hr				uR/hr			No	
A8	3.2	uR/hr	Garage			uR/hr				uR/hr			No	
A9	3.2	uR/hr	Garage			uR/hr				uR/hr			No	10% accessible, remainder is exterior
B1	2.8	uR/hr	Garage			uR/hr				uR/hr			No	used as bedroom
B2	2.8	uR/hr	Garage			uR/hr				uR/hr			No	used as bedroom
B3	2.8	uR/hr	Garage			uR/hr				uR/hr			No	used as bedroom
B4	3.2	uR/hr	Garage			uR/hr				uR/hr			No	
B5	2.8	uR/hr	Garage			uR/hr				uR/hr			No	
B6	3.2	uR/hr	Garage			uR/hr				uR/hr			No	
B7	3.2	uR/hr	Garage			uR/hr				uR/hr			No	
B8	3.2	uR/hr	Garage			uR/hr				uR/hr			No	
B9	3.2	uR/hr	Garage			uR/hr				uR/hr			No	10% accessible, remainder is exterior
C1	2.8	uR/hr	Garage			uR/hr				uR/hr			No	used as bedroom
C2	3.2	uR/hr	Garage			uR/hr				uR/hr			No	used as bedroom

Grid	Primary Reading	Unit	Desc.	Cell Note	2nd Reading	Unit	Desc.	Cell Note	3rd Reading	Unit	Desc.	Cell Note	Anomaly	General Notes
C3	3.2	uR/hr	Garage			uR/hr				uR/hr			No	used as bedroom
C4	3.2	uR/hr	Garage			uR/hr				uR/hr			No	
C5	3.2	uR/hr	Garage			uR/hr				uR/hr			No	
C6	3.2	uR/hr	Garage			uR/hr				uR/hr			No	
C7	3.2	uR/hr	Garage			uR/hr				uR/hr			No	
C8	3.2	uR/hr	Garage			uR/hr				uR/hr			No	
C9	3.2	uR/hr	Garage			uR/hr				uR/hr			No	10% accessible, remainder is exterior
D1	2.4	uR/hr	Garage			uR/hr				uR/hr			No	used as bedroom 20% accessible, remainder is exterior
D2	2.8	uR/hr	Garage			uR/hr				uR/hr			No	used as bedroom
D3	3.2	uR/hr	Garage			uR/hr				uR/hr			No	used as bedroom
D4	3.6	uR/hr	Garage			uR/hr				uR/hr			No	20% accessible, remainder is exterior
D5	3.2	uR/hr	Garage			uR/hr				uR/hr			No	20% accessible, remainder is exterior
D6	3.2	uR/hr	Garage			uR/hr				uR/hr			No	20% accessible, remainder is exterior
D7	3.2	uR/hr	Garage			uR/hr				uR/hr			No	20% accessible, remainder is exterior
D8	3.2	uR/hr	Garage			uR/hr				uR/hr			No	20% accessible, remainder is exterior

Grid	Primary Reading	Unit	Desc.	Cell Note	2nd Reading	Unit	Desc.	Cell Note	3rd Reading	Unit	Desc.	Cell Note	Anomaly	General Notes
D9	3.2	uR/hr	Garage			uR/hr				uR/hr			No	10% accessible, remainder is exterior

CBI Supervisor : Adam Hickok

Signature :

Senior Technician : Phillip Perez

Signature :

Signoff Notes:

Summary Report
1413 Flounder Court Unit G2

Unit Summary :

Completion Date:	6/23/2014 11:24 AM
Instrument:	193-6
Serial #:	309099
Layout:	Garage
Background Reading:	3.2 uR/hr
Dimensions (m):	D 8.07 W 3.3
Unit Furnished:	Yes
Tenant Present:	Yes
Unit Notes:	

Summary Statistics :

Total # of Readings:	36	
Average:	3.21	uR/hr
Standard Deviation:	0.07	uR/hr
Minimum:	3.20	uR/hr
Maximum:	3.60	uR/hr
Median:	3.20	uR/hr
# Anomalies:	0	

Grid Legend:

- No anomalous measurements
- Inaccessible (no measurement collected)
- Anomaly (elevated measurement)

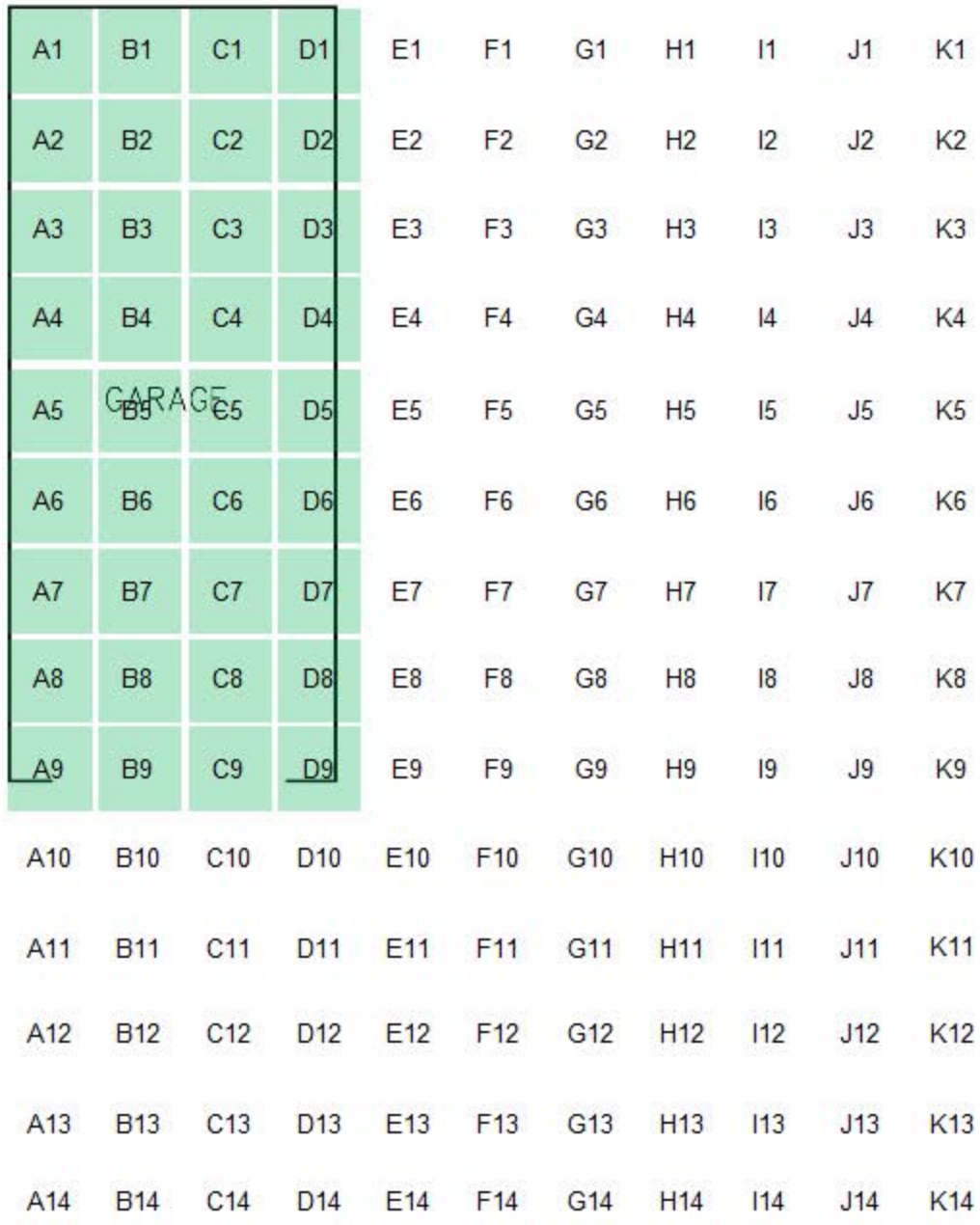

Survey Information:

Grid	Reading	Reading Units	Anomaly	Notes	Cell Description	Second Reading	Second Reading Units	Second Reading Cell Description
A1	3.2	uR/hr	No		Garage		uR/hr	
A2	3.2	uR/hr	No		Garage		uR/hr	
A3	3.2	uR/hr	No		Garage		uR/hr	
A4	3.2	uR/hr	No		Garage		uR/hr	
A5	3.2	uR/hr	No		Garage		uR/hr	
A6	3.6	uR/hr	No		Garage		uR/hr	
A7	3.2	uR/hr	No		Garage		uR/hr	
A8	3.2	uR/hr	No		Garage		uR/hr	
A9	3.2	uR/hr	No	10% accessible	Garage		uR/hr	
B1	3.2	uR/hr	No		Garage		uR/hr	
B2	3.2	uR/hr	No		Garage		uR/hr	
B3	3.2	uR/hr	No		Garage		uR/hr	
B4	3.2	uR/hr	No		Garage		uR/hr	
B5	3.2	uR/hr	No		Garage		uR/hr	
B6	3.2	uR/hr	No		Garage		uR/hr	
B7	3.2	uR/hr	No		Garage		uR/hr	
B8	3.2	uR/hr	No		Garage		uR/hr	
B9	3.2	uR/hr	No	10% accessible	Garage		uR/hr	
C1	3.2	uR/hr	No		Garage		uR/hr	
C2	3.2	uR/hr	No		Garage		uR/hr	
C3	3.2	uR/hr	No		Garage		uR/hr	
C4	3.2	uR/hr	No		Garage		uR/hr	
C5	3.2	uR/hr	No		Garage		uR/hr	
C6	3.2	uR/hr	No		Garage		uR/hr	
C7	3.2	uR/hr	No		Garage		uR/hr	
C8	3.2	uR/hr	No		Garage		uR/hr	
C9	3.2	uR/hr	No	10% accessible	Garage		uR/hr	

Grid	Reading	Reading Units	Anomaly	Notes	Cell Description	Second Reading	Second Reading Units	Second Reading Cell Description
D1	3.2	uR/hr	No	20% accessible	Garage		uR/hr	
D2	3.2	uR/hr	No	20% accessible	Garage		uR/hr	
D3	3.2	uR/hr	No	20% accessible	Garage		uR/hr	
D4	3.2	uR/hr	No	20% accessible	Garage		uR/hr	
D5	3.2	uR/hr	No	20% accessible	Garage		uR/hr	
D6	3.2	uR/hr	No	20% accessible	Garage		uR/hr	
D7	3.2	uR/hr	No	20% accessible	Garage		uR/hr	
D8	3.2	uR/hr	No	20% accessible	Garage		uR/hr	
D9	3.2	uR/hr	No	10% accessible	Garage		uR/hr	

CBI Supervisor : Natalie Rothell

Signature :

Senior Technician : Ricky Luguna

Signature :

Signoff Notes:

Summary Report
1413 Flounder Court Unit G3

Unit Summary :

Completion Date:	6/23/2014 10:47 AM
Instrument:	193-6
Serial #:	309119
Layout:	Garage
Background Reading:	3.6 uR/hr
Dimensions (m):	D 8.05 W 3.32
Unit Furnished:	Yes
Tenant Present:	No
Unit Notes:	

Summary Statistics :

Total # of Readings:	36	
Average:	3.41	uR/hr
Standard Deviation:	0.22	uR/hr
Minimum:	3.20	uR/hr
Maximum:	4.00	uR/hr
Median:	3.40	uR/hr
# Anomalies:	0	

Grid Legend:

- No anomalous measurements
- Inaccessible (no measurement collected)
- Anomaly (elevated measurement)

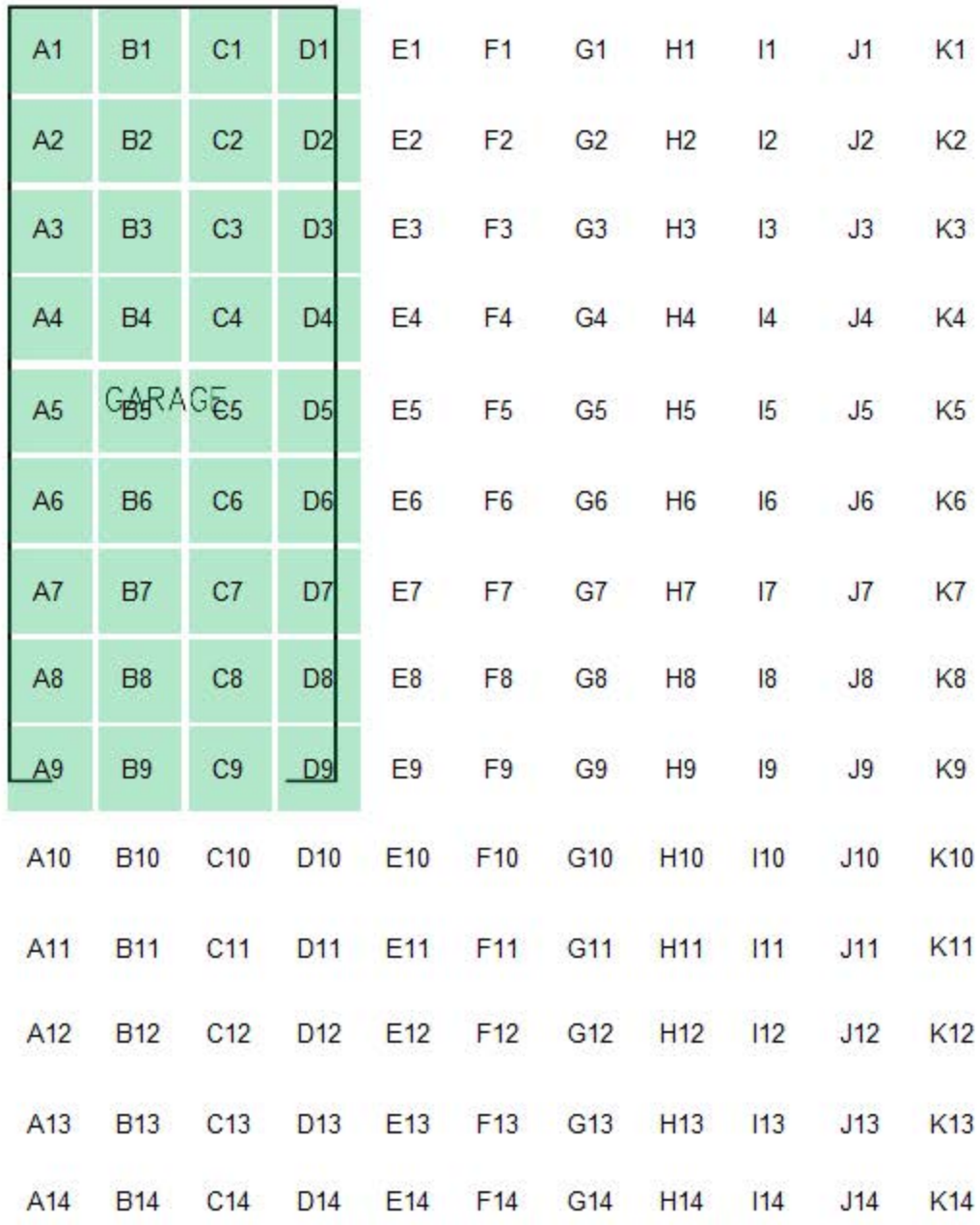

Survey Information:

Grid	Reading	Reading Units	Anomaly	Notes	Cell Description	Second Reading	Second Reading Units	Second Reading Cell Description
A1	3.6	uR/hr	No		Garage		uR/hr	
A2	3.6	uR/hr	No		Garage		uR/hr	
A3	3.2	uR/hr	No		Garage		uR/hr	
A4	3.6	uR/hr	No		Garage		uR/hr	
A5	3.6	uR/hr	No		Garage		uR/hr	
A6	3.6	uR/hr	No		Garage		uR/hr	
A7	3.6	uR/hr	No		Garage		uR/hr	
A8	3.6	uR/hr	No		Garage		uR/hr	
A9	3.6	uR/hr	No	10% accessible	Garage		uR/hr	
B1	4.0	uR/hr	No		Garage		uR/hr	
B2	3.2	uR/hr	No		Garage		uR/hr	
B3	3.2	uR/hr	No		Garage		uR/hr	
B4	3.2	uR/hr	No		Garage		uR/hr	
B5	3.6	uR/hr	No		Garage		uR/hr	
B6	3.6	uR/hr	No		Garage		uR/hr	
B7	3.6	uR/hr	No		Garage		uR/hr	
B8	3.6	uR/hr	No		Garage		uR/hr	
B9	3.6	uR/hr	No	10% accessible	Garage		uR/hr	
C1	3.6	uR/hr	No		Garage		uR/hr	
C2	3.2	uR/hr	No		Garage		uR/hr	
C3	3.2	uR/hr	No		Garage		uR/hr	
C4	3.6	uR/hr	No		Garage		uR/hr	
C5	3.2	uR/hr	No		Garage		uR/hr	
C6	3.2	uR/hr	No		Garage		uR/hr	
C7	3.2	uR/hr	No		Garage		uR/hr	
C8	3.2	uR/hr	No		Garage		uR/hr	
C9	3.6	uR/hr	No	10% accessible	Garage		uR/hr	

Grid	Reading	Reading Units	Anomaly	Notes	Cell Description	Second Reading	Second Reading Units	Second Reading Cell Description
D1	3.6	uR/hr	No	20% accessible	Garage		uR/hr	
D2	3.2	uR/hr	No	20% accessible	Garage		uR/hr	
D3	3.2	uR/hr	No	20% accessible	Garage		uR/hr	
D4	3.2	uR/hr	No	20% accessible	Garage		uR/hr	
D5	3.2	uR/hr	No	20% accessible	Garage		uR/hr	
D6	3.2	uR/hr	No	20% accessible	Garage		uR/hr	
D7	3.2	uR/hr	No	20% accessible	Garage		uR/hr	
D8	3.2	uR/hr	No	20% accessible	Garage		uR/hr	
D9	3.2	uR/hr	No	10% accessible	Garage		uR/hr	

CBI Supervisor : Steve Phelps

Signature :

Senior Technician : Efraim Ramirez

Signature :

Signoff Notes:

Summary Report
1413 Flounder Court Unit G4

Unit Summary :

Completion Date:	6/23/2014 9:30 AM
Instrument:	193-6
Serial #:	309136
Layout:	Garage
Background Reading:	3.2 uR/hr
Dimensions (m):	D 8.1 W 3.25
Unit Furnished:	Yes
Tenant Present:	Yes
Unit Notes:	

Summary Statistics :

Total # of Readings:	36	
Average:	3.33	uR/hr
Standard Deviation:	0.19	uR/hr
Minimum:	3.20	uR/hr
Maximum:	3.60	uR/hr
Median:	3.20	uR/hr
# Anomalies:	0	

Grid Legend:

- No anomalous measurements
- Inaccessible (no measurement collected)
- Anomaly (elevated measurement)

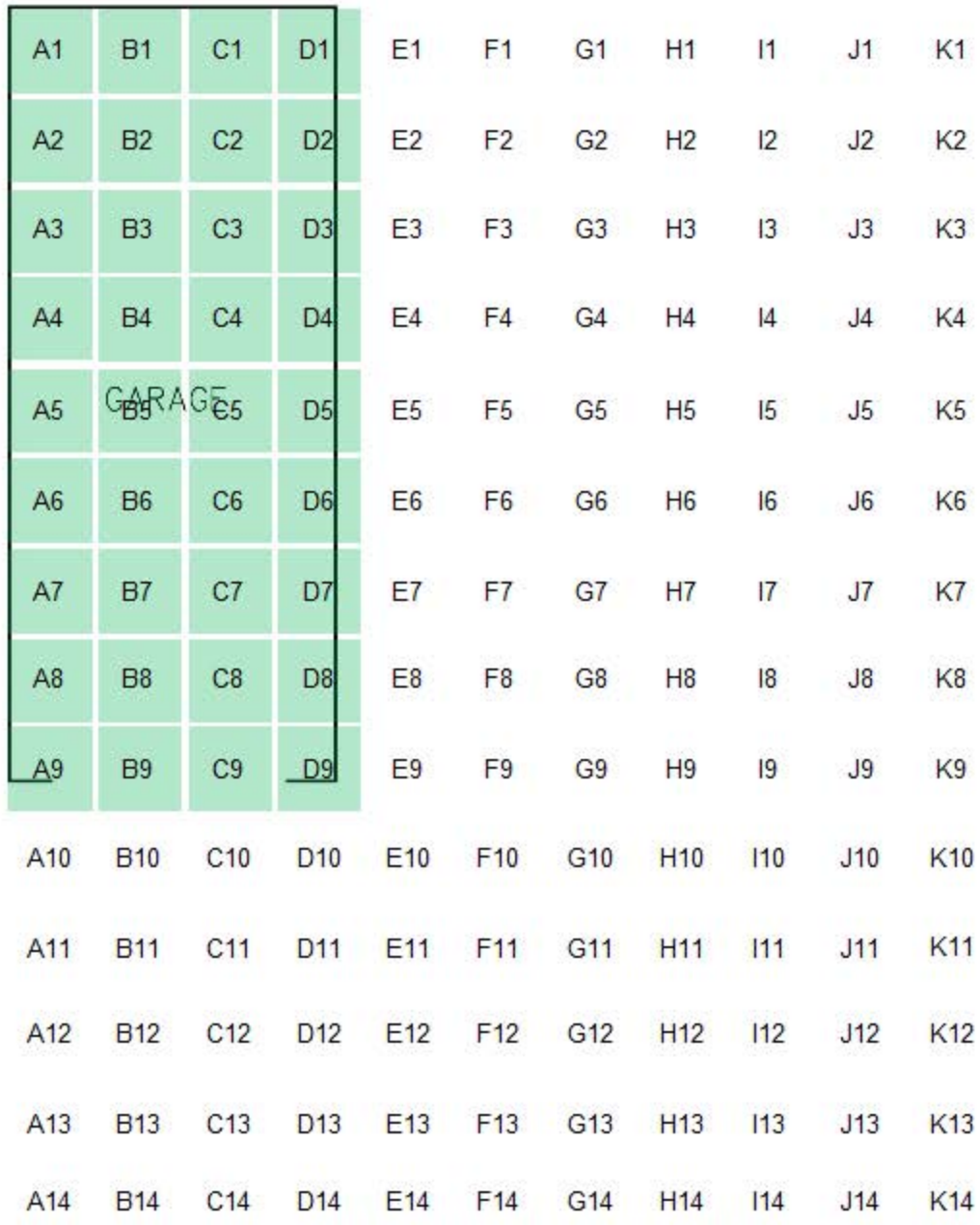

Survey Information:

Grid	Primary Reading	Unit	Desc.	Cell Note	2nd Reading	Unit	Desc.	Cell Note	3rd Reading	Unit	Desc.	Cell Note	Anomaly	General Notes
A1	3.2	uR/hr	Garage			uR/hr				uR/hr			No	
A2	3.2	uR/hr	Garage			uR/hr				uR/hr			No	
A3	3.2	uR/hr	Garage			uR/hr				uR/hr			No	
A4	3.2	uR/hr	Garage			uR/hr				uR/hr			No	
A5	3.2	uR/hr	Garage			uR/hr				uR/hr			No	
A6	3.2	uR/hr	Garage			uR/hr				uR/hr			No	
A7	3.2	uR/hr	Garage			uR/hr				uR/hr			No	
A8	3.2	uR/hr	Garage			uR/hr				uR/hr			No	
A9	3.2	uR/hr	Garage	Percentage of grid falls outside of unit.		uR/hr				uR/hr			No	20% accessible
B1	3.6	uR/hr	Garage			uR/hr				uR/hr			No	
B2	3.2	uR/hr	Garage			uR/hr				uR/hr			No	
B3	3.2	uR/hr	Garage			uR/hr				uR/hr			No	
B4	3.2	uR/hr	Garage			uR/hr				uR/hr			No	
B5	3.2	uR/hr	Garage			uR/hr				uR/hr			No	
B6	3.2	uR/hr	Garage			uR/hr				uR/hr			No	
B7	3.6	uR/hr	Garage			uR/hr				uR/hr			No	
B8	3.2	uR/hr	Garage			uR/hr				uR/hr			No	
B9	3.2	uR/hr	Garage	Percentage of grid falls outside of unit.		uR/hr				uR/hr			No	20% accessible
C1	3.6	uR/hr	Garage			uR/hr				uR/hr			No	
C2	3.6	uR/hr	Garage			uR/hr				uR/hr			No	
C3	3.2	uR/hr	Garage			uR/hr				uR/hr			No	
C4	3.6	uR/hr	Garage			uR/hr				uR/hr			No	
C5	3.2	uR/hr	Garage			uR/hr				uR/hr			No	
C6	3.6	uR/hr	Garage			uR/hr				uR/hr			No	
C7	3.2	uR/hr	Garage			uR/hr				uR/hr			No	

Grid	Primary Reading	Unit	Desc.	Cell Note	2nd Reading	Unit	Desc.	Cell Note	3rd Reading	Unit	Desc.	Cell Note	Anomaly	General Notes
C8	3.2	uR/hr	Garage			uR/hr				uR/hr			No	
C9	3.2	uR/hr	Garage	Percentage of grid falls outside of unit.		uR/hr				uR/hr			No	10% accessible
D1	3.6	uR/hr	Garage	Percentage of grid falls outside of unit.		uR/hr				uR/hr			No	20% accessible
D2	3.6	uR/hr	Garage	Percentage of grid falls outside of unit.		uR/hr				uR/hr			No	20% accessible
D3	3.6	uR/hr	Garage	Percentage of grid falls outside of unit.		uR/hr				uR/hr			No	20% accessible
D4	3.6	uR/hr	Garage	Percentage of grid falls outside of unit.		uR/hr				uR/hr			No	20% accessible
D5	3.6	uR/hr	Garage	Percentage of grid falls outside of unit.		uR/hr				uR/hr			No	20% accessible
D6	3.6	uR/hr	Garage	Percentage of grid falls outside of unit.		uR/hr				uR/hr			No	20% accessible
D7	3.2	uR/hr	Garage	Percentage of grid falls outside of unit.		uR/hr				uR/hr			No	20% accessible
D8	3.2	uR/hr	Garage	Percentage of grid falls outside of unit.		uR/hr				uR/hr			No	20% accessible
D9	3.2	uR/hr	Garage	Percentage of grid falls outside of unit.		uR/hr				uR/hr			No	20% accessible

CBI Supervisor : Adam Hickok

Signature :

Senior Technician : Phillip Perez

Signature :

Signoff Notes:

Summary Report
1413 Flounder Court Unit G5

Unit Summary :

Completion Date:	6/23/2014 12:19 PM
Instrument:	193-6
Serial #:	309127
Layout:	Garage
Background Reading:	4.0 uR/hr
Dimensions (m):	D 8.1 W 3.26
Unit Furnished:	Yes
Tenant Present:	Yes
Unit Notes:	

Summary Statistics :

Total # of Readings:	36	
Average:	3.92	uR/hr
Standard Deviation:	0.16	uR/hr
Minimum:	3.60	uR/hr
Maximum:	4.00	uR/hr
Median:	4.00	uR/hr
# Anomalies:	0	

Grid Legend:

- No anomalous measurements
- Inaccessible (no measurement collected)
- Anomaly (elevated measurement)

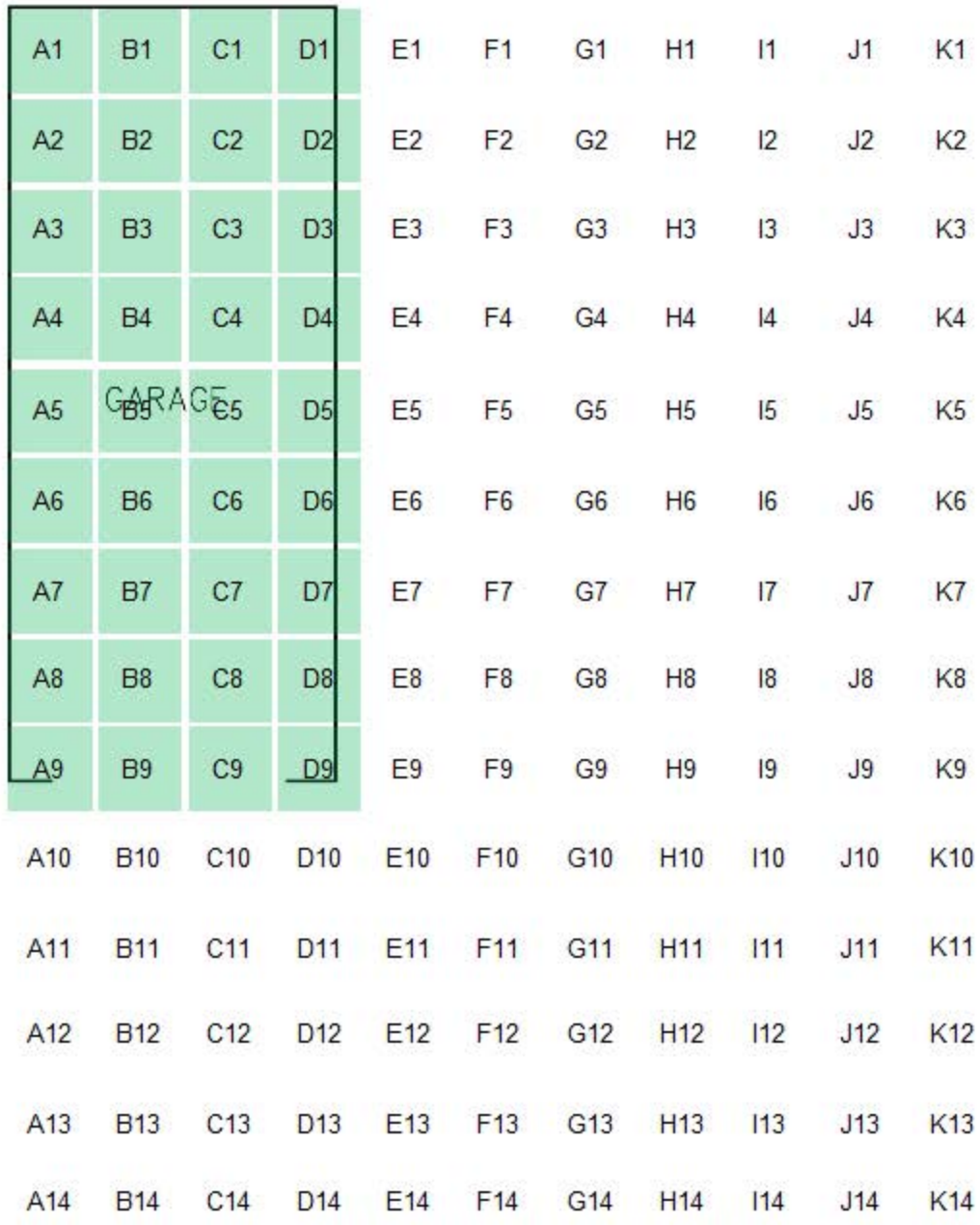

Survey Information:

Grid	Reading	Reading Units	Anomaly	Notes	Cell Description	Second Reading	Second Reading Units	Second Reading Cell Description
A1	3.6	uR/hr	No		Garage		uR/hr	
A2	4.0	uR/hr	No		Garage		uR/hr	
A3	4.0	uR/hr	No		Garage		uR/hr	
A4	3.6	uR/hr	No		Garage		uR/hr	
A5	4.0	uR/hr	No		Garage		uR/hr	
A6	3.6	uR/hr	No		Garage		uR/hr	
A7	4.0	uR/hr	No		Garage		uR/hr	
A8	4.0	uR/hr	No		Garage		uR/hr	
A9	3.6	uR/hr	No	5% accessible	Garage		uR/hr	
B1	4.0	uR/hr	No		Garage		uR/hr	
B2	3.6	uR/hr	No		Garage		uR/hr	
B3	4.0	uR/hr	No		Garage		uR/hr	
B4	4.0	uR/hr	No		Garage		uR/hr	
B5	4.0	uR/hr	No		Garage		uR/hr	
B6	4.0	uR/hr	No		Garage		uR/hr	
B7	4.0	uR/hr	No		Garage		uR/hr	
B8	4.0	uR/hr	No		Garage		uR/hr	
B9	3.6	uR/hr	No	5% accessible	Garage		uR/hr	
C1	4.0	uR/hr	No		Garage		uR/hr	
C2	4.0	uR/hr	No		Garage		uR/hr	
C3	4.0	uR/hr	No		Garage		uR/hr	
C4	4.0	uR/hr	No		Garage		uR/hr	
C5	4.0	uR/hr	No		Garage		uR/hr	
C6	4.0	uR/hr	No		Garage		uR/hr	
C7	4.0	uR/hr	No		Garage		uR/hr	
C8	4.0	uR/hr	No		Garage		uR/hr	
C9	3.6	uR/hr	No	5% accessible	Garage		uR/hr	

Grid	Reading	Reading Units	Anomaly	Notes	Cell Description	Second Reading	Second Reading Units	Second Reading Cell Description
D1	4.0	uR/hr	No	25% accessible	Garage		uR/hr	
D2	4.0	uR/hr	No	25% accessible	Garage		uR/hr	
D3	4.0	uR/hr	No	25% accessible	Garage		uR/hr	
D4	4.0	uR/hr	No	25% accessible	Garage		uR/hr	
D5	4.0	uR/hr	No	25% accessible	Garage		uR/hr	
D6	4.0	uR/hr	No	25% accessible	Garage		uR/hr	
D7	4.0	uR/hr	No	25% accessible	Garage		uR/hr	
D8	4.0	uR/hr	No	25% accessible	Garage		uR/hr	
D9	4.0	uR/hr	No	5% accessible	Garage		uR/hr	

CBI Supervisor : Garrick Anderson

Signature :

Senior Technician : Patricia Lozano

Signature :



Signoff Notes:

Summary Report
1413 Flounder Court Unit G6

Unit Summary :

Completion Date:	6/23/2014 3:49 PM
Instrument:	193-6
Serial #:	309110
Layout:	Garage
Background Reading:	4.0 uR/hr
Dimensions (m):	D 8.2 W 3.3
Unit Furnished:	Yes
Tenant Present:	No
Unit Notes:	

Summary Statistics :

Total # of Readings:	36	
Average:	3.84	uR/hr
Standard Deviation:	0.20	uR/hr
Minimum:	3.60	uR/hr
Maximum:	4.00	uR/hr
Median:	4.00	uR/hr
# Anomalies:	0	

Grid Legend:

- No anomalous measurements
- Inaccessible (no measurement collected)
- Anomaly (elevated measurement)

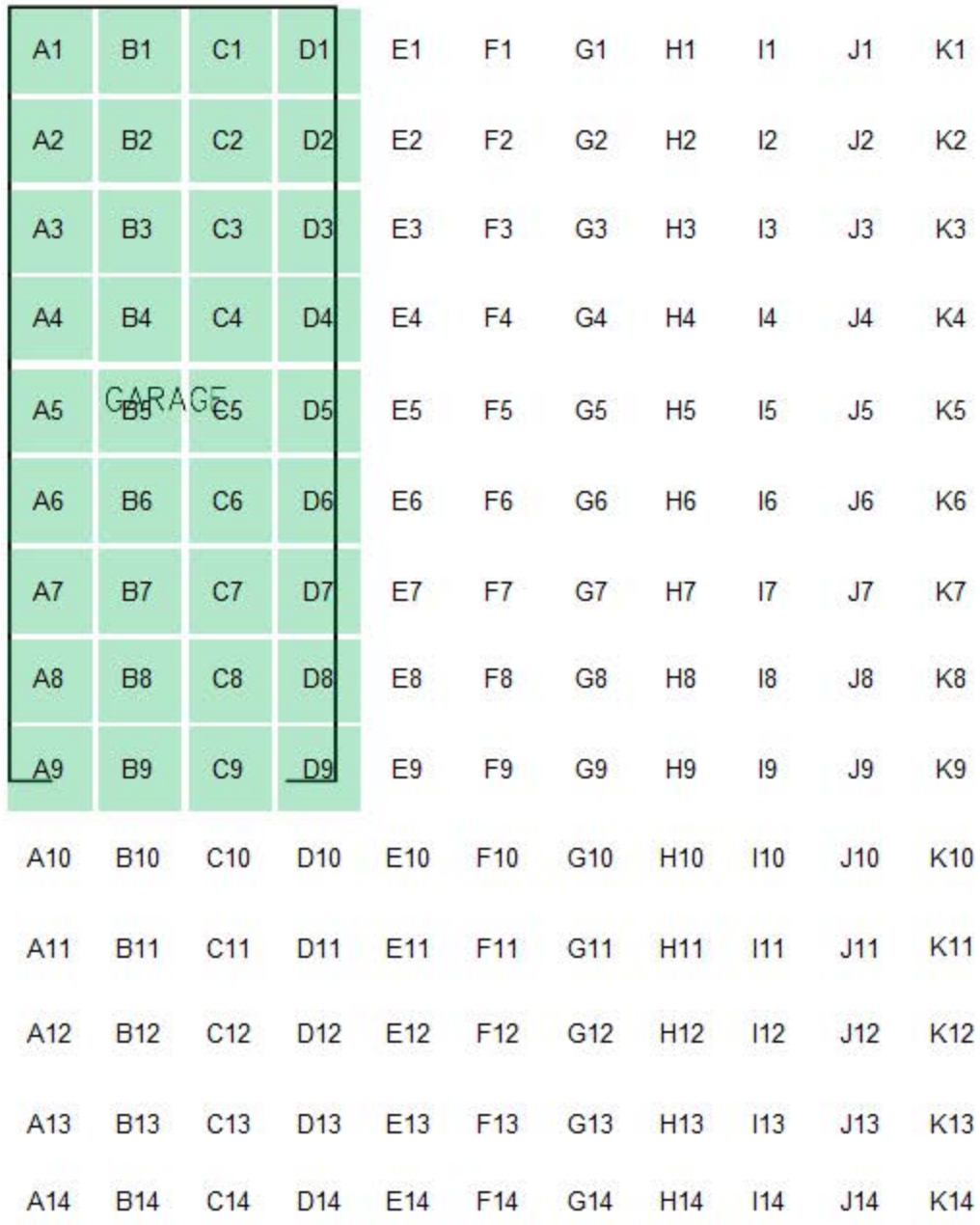

Survey Information:

Grid	Reading	Reading Units	Anomaly	Notes	Cell Description	Second Reading	Second Reading Units	Second Reading Cell Description
A1	3.6	uR/hr	No		Garage		uR/hr	
A2	3.6	uR/hr	No		Garage		uR/hr	
A3	4.0	uR/hr	No		Garage		uR/hr	
A4	4.0	uR/hr	No		Garage		uR/hr	
A5	4.0	uR/hr	No		Garage		uR/hr	
A6	4.0	uR/hr	No		Garage		uR/hr	
A7	4.0	uR/hr	No		Garage		uR/hr	
A8	4.0	uR/hr	No		Garage		uR/hr	
A9	4.0	uR/hr	No	25% accessible	Garage		uR/hr	
B1	3.6	uR/hr	No		Garage		uR/hr	
B2	4.0	uR/hr	No		Garage		uR/hr	
B3	3.6	uR/hr	No		Garage		uR/hr	
B4	4.0	uR/hr	No		Garage		uR/hr	
B5	4.0	uR/hr	No		Garage		uR/hr	
B6	4.0	uR/hr	No		Garage		uR/hr	
B7	3.6	uR/hr	No		Garage		uR/hr	
B8	4.0	uR/hr	No		Garage		uR/hr	
B9	4.0	uR/hr	No	25% accessible	Garage		uR/hr	
C1	4.0	uR/hr	No		Garage		uR/hr	
C2	3.6	uR/hr	No		Garage		uR/hr	
C3	3.6	uR/hr	No		Garage		uR/hr	
C4	4.0	uR/hr	No		Garage		uR/hr	
C5	4.0	uR/hr	No		Garage		uR/hr	
C6	4.0	uR/hr	No		Garage		uR/hr	
C7	4.0	uR/hr	No		Garage		uR/hr	
C8	4.0	uR/hr	No		Garage		uR/hr	
C9	4.0	uR/hr	No	25% accessible	Garage		uR/hr	

Grid	Reading	Reading Units	Anomaly	Notes	Cell Description	Second Reading	Second Reading Units	Second Reading Cell Description
D1	3.6	uR/hr	No	30% accessible	Garage		uR/hr	
D2	3.6	uR/hr	No	30% accessible	Garage		uR/hr	
D3	3.6	uR/hr	No	30% accessible	Garage		uR/hr	
D4	3.6	uR/hr	No	30% accessible	Garage		uR/hr	
D5	3.6	uR/hr	No	30% accessible	Garage		uR/hr	
D6	3.6	uR/hr	No	30% accessible	Garage		uR/hr	
D7	4.0	uR/hr	No	30% accessible	Garage		uR/hr	
D8	4.0	uR/hr	No	30% accessible	Garage		uR/hr	
D9	3.6	uR/hr	No	10% accessible	Garage		uR/hr	

CBI Supervisor : Carlos Bernal

Signature :

Senior Technician : Antonio Neotti

Signature :

Signoff Notes:

Summary Report
1418 Striped Bass Street Unit A

Unit Summary :

Completion Date:	8/15/2014 11:21 AM
Instrument:	193-6
Serial #:	309099
Layout:	Floor Plan 8
Background Reading:	3.2 uR/hr
Dimensions (m):	D 12.4 W 10.1
Unit Furnished:	Yes
Tenant Present:	Yes
Unit Notes:	

A5, K1 to K4 and H7 to H13 were less than 6" and were surveyed with adjacent grids. Grid A8 is outside of floor plan.

Summary Statistics :

Total # of Readings:	125	
Average:	3.25	uR/hr
Standard Deviation:	0.25	uR/hr
Minimum:	2.80	uR/hr
Maximum:	4.40	uR/hr
Median:	3.00	uR/hr
# Anomalies:	0	

Grid Legend:

- No anomalous measurements
- Inaccessible (no measurement collected)
- Anomaly (elevated measurement)

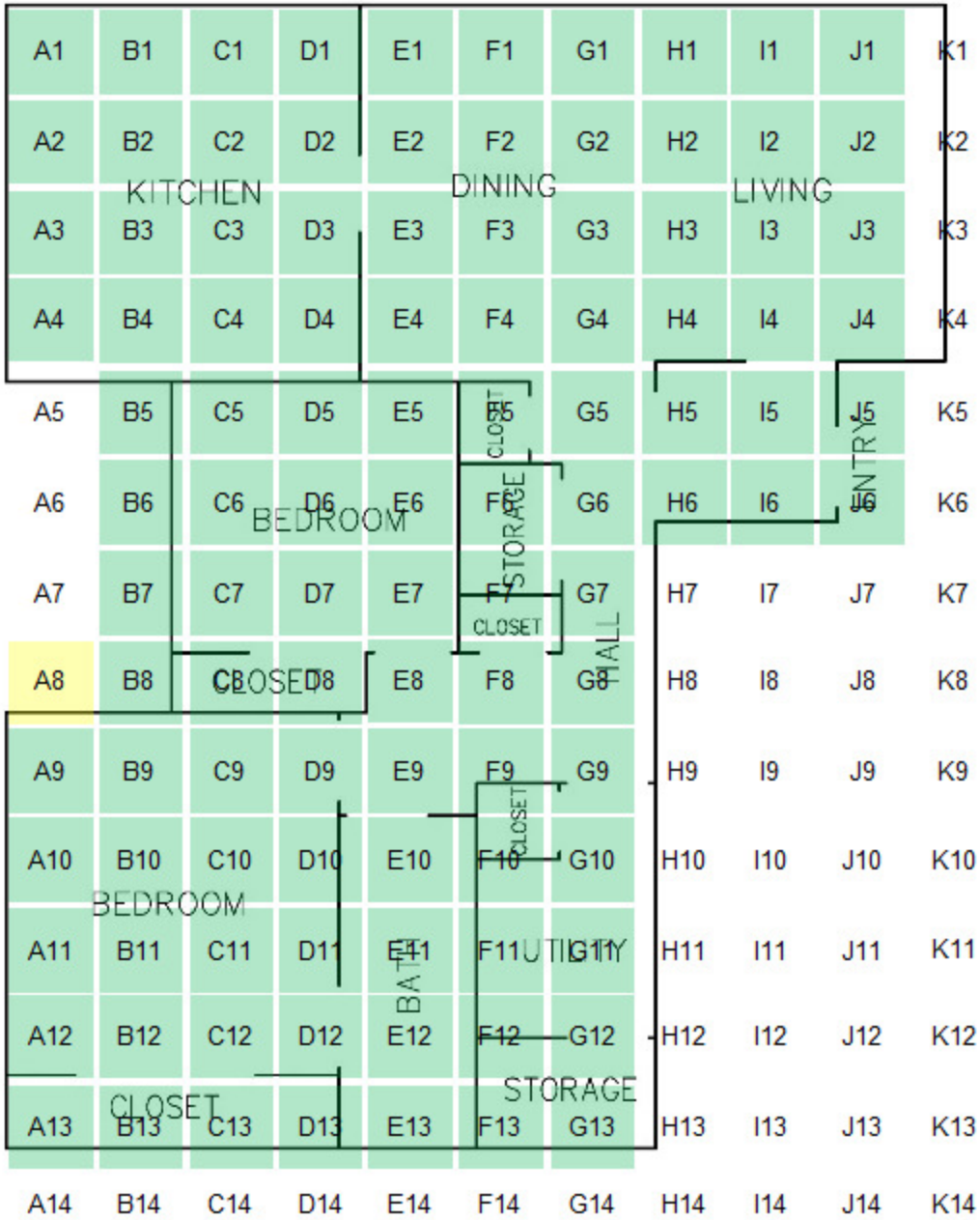

Survey Information:

Grid	Primary Reading	Unit	Desc.	Cell Note	2nd Reading	Unit	Desc.	Cell Note	3rd Reading	Unit	Desc.	Cell Note	Anomaly	General Notes
A1	3.2	uR/hr	Kitchen			uR/hr				uR/hr			No	
A2	3.2	uR/hr	Kitchen	Installed Dishwasher.		uR/hr				uR/hr			No	60% accessible
A3	3.2	uR/hr	Kitchen			uR/hr				uR/hr			No	
A4	3.6	uR/hr	Kitchen			uR/hr				uR/hr			No	
A8		uR/hr	Outside	Grids are outside unit interior boundary.		uR/hr				uR/hr			No	Outside of floor plan
A9	3.6	uR/hr	Bedroom			uR/hr				uR/hr			No	
A10	3.2	uR/hr	Bedroom			uR/hr				uR/hr			No	
A11	3.6	uR/hr	Bedroom			uR/hr				uR/hr			No	
A12	3.6	uR/hr	Bedroom			uR/hr				uR/hr			No	
A13	3.6	uR/hr	Closet	Percentage of grid falls outside of unit.		uR/hr				uR/hr			No	40% accessible
B1	3.2	uR/hr	Kitchen	Installed Stove.		uR/hr				uR/hr			No	60% accessible
B2	3.2	uR/hr	Kitchen			uR/hr				uR/hr			No	
B3	3.2	uR/hr	Kitchen			uR/hr				uR/hr			No	
B4	3.2	uR/hr	Kitchen			uR/hr				uR/hr			No	
B5	3.2	uR/hr	Bedroom	Percentage of grid falls outside of unit.		uR/hr				uR/hr			No	20% accessible
B6	3.2	uR/hr	Bedroom	Percentage of grid falls outside of unit.		uR/hr				uR/hr			No	20% accessible
B7	3.2	uR/hr	Bedroom	Percentage of grid falls outside of unit.		uR/hr				uR/hr			No	20% accessible
B8	3.2	uR/hr	Closet	Percentage of grid falls outside of unit.		uR/hr				uR/hr			No	20% accessible
B9	3.6	uR/hr	Bedroom			uR/hr				uR/hr			No	
B10	3.2	uR/hr	Bedroom			uR/hr				uR/hr			No	

Grid	Primary Reading	Unit	Desc.	Cell Note	2nd Reading	Unit	Desc.	Cell Note	3rd Reading	Unit	Desc.	Cell Note	Anomaly	General Notes
B11	3.2	uR/hr	Bedroom			uR/hr				uR/hr			No	
B12	3.2	uR/hr	Bedroom			uR/hr				uR/hr			No	
B13	3.6	uR/hr	Closet	Percentage of grid falls outside of unit.		uR/hr				uR/hr			No	40% accessible
C1	3.2	uR/hr	Kitchen			uR/hr				uR/hr			No	
C2	3.2	uR/hr	Kitchen			uR/hr				uR/hr			No	
C3	3.2	uR/hr	Kitchen			uR/hr				uR/hr			No	
C4	3.2	uR/hr	Kitchen			uR/hr				uR/hr			No	
C5	3.2	uR/hr	Bedroom			uR/hr				uR/hr			No	
C6	3.2	uR/hr	Bedroom			uR/hr				uR/hr			No	
C7	3.2	uR/hr	Bedroom			uR/hr				uR/hr			No	
C8	3.2	uR/hr	Closet			uR/hr				uR/hr			No	
C9	3.2	uR/hr	Bedroom			uR/hr				uR/hr			No	
C10	3.2	uR/hr	Bedroom			uR/hr				uR/hr			No	
C11	3.2	uR/hr	Bedroom			uR/hr				uR/hr			No	
C12	3.2	uR/hr	Bedroom			uR/hr				uR/hr			No	
C13	3.2	uR/hr	Closet	Percentage of grid falls outside of unit.		uR/hr				uR/hr			No	40% accessible
D1	3.2	uR/hr	Kitchen		3.2	uR/hr	Living Room			uR/hr			No	moved installed refrigerator to survey grid
D2	3.2	uR/hr	Kitchen		3.2	uR/hr	Living Room			uR/hr			No	
D3	3.2	uR/hr	Kitchen		3.2	uR/hr	Living Room			uR/hr			No	
D4	3.2	uR/hr	Kitchen		3.2	uR/hr	Living Room			uR/hr			No	
D5	3.2	uR/hr	Bedroom			uR/hr				uR/hr			No	
D6	3.2	uR/hr	Bedroom			uR/hr				uR/hr			No	
D7	3.2	uR/hr	Bedroom			uR/hr				uR/hr			No	
D8	2.8	uR/hr	Closet			uR/hr				uR/hr			No	
D9	3.2	uR/hr	Bedroom		3.2	uR/hr	Hallway			uR/hr			No	

Grid	Primary Reading	Unit	Desc.	Cell Note	2nd Reading	Unit	Desc.	Cell Note	3rd Reading	Unit	Desc.	Cell Note	Anomaly	General Notes
D10	3.2	uR/hr	Bedroom		3.2	uR/hr	Bathroom			uR/hr			No	
D11	3.2	uR/hr	Bedroom		3.2	uR/hr	Bathroom			uR/hr			No	
D12	3.2	uR/hr	Bedroom		3.6	uR/hr	Bathroom			uR/hr			No	
D13	3.2	uR/hr	Closet	Percentage of grid falls outside of unit.	3.2	uR/hr	Bathroom			uR/hr			No	40% accessible
E1	3.2	uR/hr	Dining Room			uR/hr				uR/hr			No	
E2	3.2	uR/hr	Dining Room			uR/hr				uR/hr			No	
E3	3.2	uR/hr	Dining Room			uR/hr				uR/hr			No	
E4	3.2	uR/hr	Dining Room			uR/hr				uR/hr			No	
E5	3.2	uR/hr	Bedroom			uR/hr				uR/hr			No	
E6	3.2	uR/hr	Bedroom			uR/hr				uR/hr			No	
E7	3.2	uR/hr	Bedroom			uR/hr				uR/hr			No	
E8	3.2	uR/hr	Hallway			uR/hr				uR/hr			No	
E9	2.8	uR/hr	Hallway			uR/hr				uR/hr			No	
E10	3.2	uR/hr	Bathroom			uR/hr				uR/hr			No	
E11	4.0	uR/hr	Bathroom			uR/hr				uR/hr			No	static taken by toilet
E12	3.6	uR/hr	Bathroom			uR/hr				uR/hr			No	
E13	3.2	uR/hr	Bathroom	Percentage of grid falls outside of unit.		uR/hr				uR/hr			No	40% accessible
F1	3.2	uR/hr	Dining Room			uR/hr				uR/hr			No	
F2	3.2	uR/hr	Dining Room			uR/hr				uR/hr			No	
F3	3.2	uR/hr	Dining Room			uR/hr				uR/hr			No	
F4	3.2	uR/hr	Dining Room			uR/hr				uR/hr			No	
F5	3.2	uR/hr	Closet		3.2	uR/hr	Hallway			uR/hr			No	
F6	2.8	uR/hr	Mech Room	Installed furnace.		uR/hr				uR/hr			No	40% accessible
F7	2.8	uR/hr	Mech Room	Installed water heater.		uR/hr				uR/hr			No	40% accessible
F8	2.8	uR/hr	Hallway		2.8	uR/hr	Closet			uR/hr			No	

Grid	Primary Reading	Unit	Desc.	Cell Note	2nd Reading	Unit	Desc.	Cell Note	3rd Reading	Unit	Desc.	Cell Note	Anomaly	General Notes
F9	2.8	uR/hr	Closet		2.8	uR/hr	Hallway			uR/hr			No	
F10	3.2	uR/hr	Utility		3.2	uR/hr	Bathroom		3.2	uR/hr	Closet		No	moved installed dryer to survey grid
F11	3.6	uR/hr	Bathroom		3.2	uR/hr	Utility			uR/hr			No	
F12	3.6	uR/hr	Bathroom		3.2	uR/hr	Utility			uR/hr			No	moved installed washer to survey grid
F13	3.2	uR/hr	Bathroom	Percentage of grid falls outside of unit.	3.2	uR/hr	Storage			uR/hr			No	40% accessible
G1	3.2	uR/hr	Dining Room			uR/hr				uR/hr			No	
G2	3.2	uR/hr	Dining Room			uR/hr				uR/hr			No	
G3	3.2	uR/hr	Dining Room			uR/hr				uR/hr			No	
G4	3.2	uR/hr	Dining Room			uR/hr				uR/hr			No	
G5	3.2	uR/hr	Hallway			uR/hr				uR/hr			No	
G6	3.2	uR/hr	Hallway			uR/hr				uR/hr			No	
G7	2.8	uR/hr	Hallway			uR/hr				uR/hr			No	
G8	3.2	uR/hr	Hallway			uR/hr				uR/hr			No	
G9	3.2	uR/hr	Hallway		3.2	uR/hr	Utility			uR/hr			No	
G10	3.2	uR/hr	Utility			uR/hr				uR/hr			No	
G11	3.2	uR/hr	Utility			uR/hr				uR/hr			No	
G12	3.2	uR/hr	Storage		3.2	uR/hr	Utility			uR/hr			No	
G13	3.6	uR/hr	Storage	Percentage of grid falls outside of unit.		uR/hr				uR/hr			No	40% accessible
H1	3.2	uR/hr	Living Room			uR/hr				uR/hr			No	
H2	3.2	uR/hr	Living Room			uR/hr				uR/hr			No	
H3	3.2	uR/hr	Living Room			uR/hr				uR/hr			No	
H4	3.2	uR/hr	Living Room			uR/hr				uR/hr			No	
H5	3.2	uR/hr	Hallway			uR/hr				uR/hr			No	

Grid	Primary Reading	Unit	Desc.	Cell Note	2nd Reading	Unit	Desc.	Cell Note	3rd Reading	Unit	Desc.	Cell Note	Anomaly	General Notes
H6	3.2	uR/hr	Hallway	Percentage of grid falls outside of unit.		uR/hr				uR/hr			No	60% accessible
I1	3.2	uR/hr	Living Room			uR/hr				uR/hr			No	
I2	3.2	uR/hr	Living Room			uR/hr				uR/hr			No	
I3	3.6	uR/hr	Living Room			uR/hr				uR/hr			No	
I4	3.2	uR/hr	Living Room			uR/hr				uR/hr			No	
I5	3.2	uR/hr	Hallway			uR/hr				uR/hr			No	
I6	3.2	uR/hr	Hallway	Percentage of grid falls outside of unit.		uR/hr				uR/hr			No	60% accessible
J1	4.0	uR/hr	Living Room			uR/hr				uR/hr			No	outside wall has brick finish
J2	4.4	uR/hr	Living Room			uR/hr				uR/hr			No	outside wall has brick finish
J3	4.4	uR/hr	Living Room			uR/hr				uR/hr			No	outside wall has brick finish
J4	3.6	uR/hr	Living Room			uR/hr				uR/hr			No	outside wall has brick finish
J5	3.2	uR/hr	Hallway	Percentage of grid falls outside of unit.		uR/hr				uR/hr			No	70% accessible
J6	3.2	uR/hr	Hallway	Percentage of grid falls outside of unit.		uR/hr				uR/hr			No	40% accessible

CBI Supervisor : Natalie Rothell

Signature :

Senior Technician : Ricky Laguna

Signature :



Signoff Notes:

Unit Summary :

Completion Date:	8/15/2014 12:31 PM
Instrument:	193-6
Serial #:	309110
Layout:	Floor Plan 8B
Background Reading:	3.6 uR/hr
Dimensions (m):	D 12.3 W 10.1
Unit Furnished:	Yes
Tenant Present:	Yes
Unit Notes:	

K1-K4 , K9-K13 grids (less than 6") were surveyed with J1-J4, J9-J13. Grids in row 14, A5, J5, and K5 are outside of unit interior boundary.

Summary Statistics :

Total # of Readings:	143	
Average:	3.55	uR/hr
Standard Deviation:	0.34	uR/hr
Minimum:	2.80	uR/hr
Maximum:	5.00	uR/hr
Median:	3.20	uR/hr
# Anomalies:	0	

Grid Legend:

- No anomalous measurements
- Inaccessible (no measurement collected)
- Anomaly (elevated measurement)

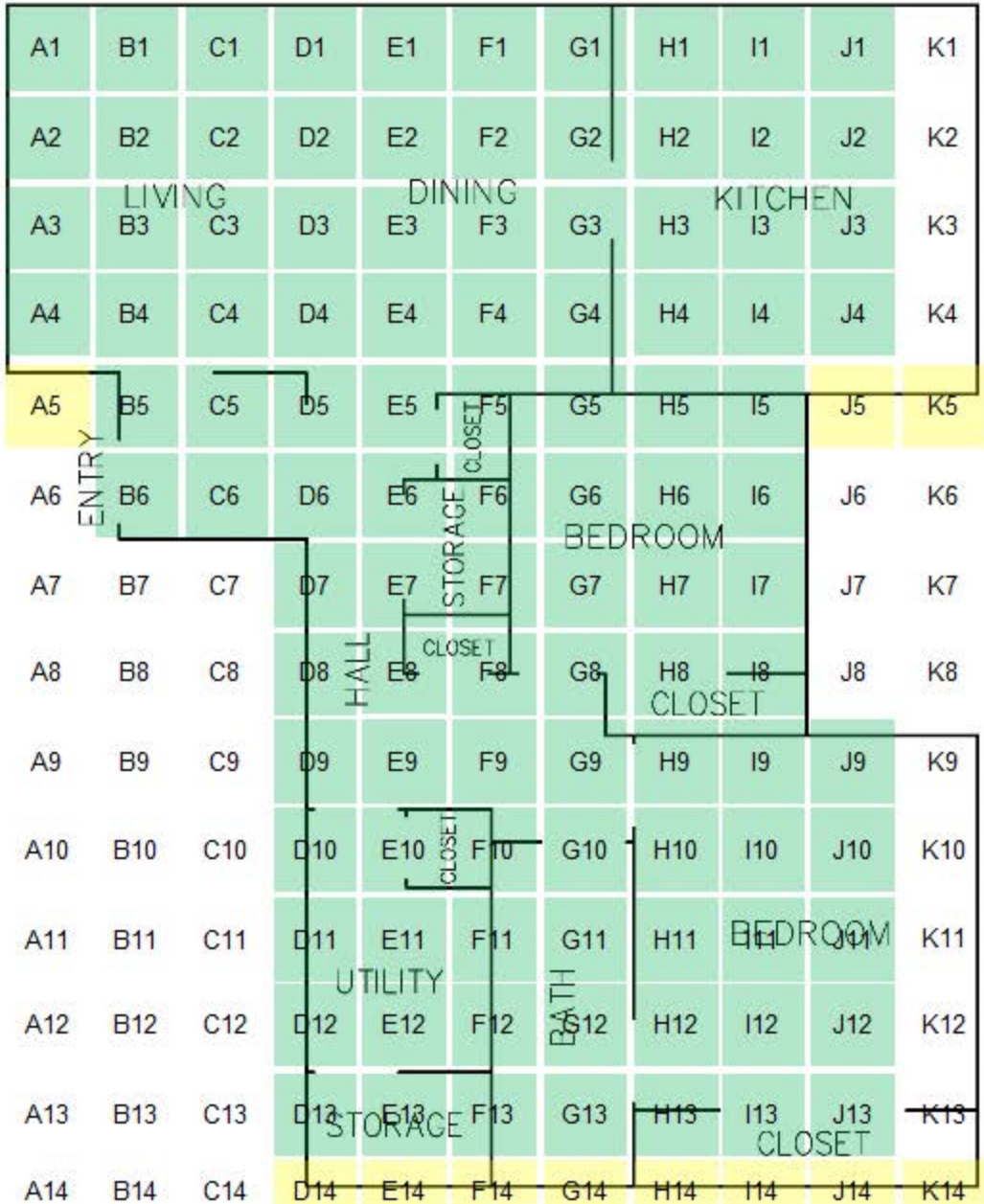

Survey Information:

Grid	Primary Reading	Unit	Desc.	Cell Note	2nd Reading	Unit	Desc.	Cell Note	3rd Reading	Unit	Desc.	Cell Note	Anomaly	General Notes
A1	4.4	uR/hr	Living Room			uR/hr				uR/hr			No	
A2	4.4	uR/hr	Living Room			uR/hr				uR/hr			No	
A3	4.4	uR/hr	Living Room			uR/hr				uR/hr			No	
A4	4.4	uR/hr	Living Room			uR/hr				uR/hr			No	
A5		uR/hr	Outside	Grids are outside unit interior boundary.		uR/hr				uR/hr			No	outside of floor plan
B1	3.6	uR/hr	Living Room			uR/hr				uR/hr			No	
B2	4.4	uR/hr	Living Room			uR/hr				uR/hr			No	Inspector 1000 #13000529 reading near non-movable clay pots (supporting aquarium) K-40 NORM file name 20140815123620
B3	4.4	uR/hr	Living Room			uR/hr				uR/hr			No	Inspector 1000 #13000529 reading near non-movable clay pots (supporting aquarium) K-40 NORM file name 20140815123620
B4	4.0	uR/hr	Living Room			uR/hr				uR/hr			No	
B5	3.6	uR/hr	Hallway	Percentage of grid falls outside of unit.		uR/hr				uR/hr			No	80% accessible
B6	3.6	uR/hr	Hallway	Percentage of grid falls outside of unit.		uR/hr				uR/hr			No	75% accessible

Grid	Primary Reading	Unit	Desc.	Cell Note	2nd Reading	Unit	Desc.	Cell Note	3rd Reading	Unit	Desc.	Cell Note	Anomaly	General Notes
C1	4.0	uR/hr	Living Room			uR/hr				uR/hr			No	surveyed on non-movable entertainment system with model 19 s/n 267078 at 3", background standard location at entry 4µR/hr
C2	3.6	uR/hr	Living Room			uR/hr				uR/hr			No	
C3	3.6	uR/hr	Living Room			uR/hr				uR/hr			No	
C4	3.6	uR/hr	Living Room			uR/hr				uR/hr			No	
C5	3.6	uR/hr	Hallway			uR/hr				uR/hr			No	
C6	3.6	uR/hr	Hallway	Percentage of grid falls outside of unit.		uR/hr				uR/hr			No	80% accessible
D1	3.6	uR/hr	Living Room			uR/hr				uR/hr			No	
D2	3.6	uR/hr	Living Room			uR/hr				uR/hr			No	
D3	3.6	uR/hr	Living Room			uR/hr				uR/hr			No	
D4	3.6	uR/hr	Living Room			uR/hr				uR/hr			No	
D5	3.2	uR/hr	Hallway			uR/hr				uR/hr			No	
D6	3.2	uR/hr	Hallway			uR/hr				uR/hr			No	
D7	3.2	uR/hr	Hallway	Percentage of grid falls outside of unit.		uR/hr				uR/hr			No	90% accessible
D8	3.2	uR/hr	Hallway	Percentage of grid falls outside of unit.		uR/hr				uR/hr			No	90% accessible
D9	3.2	uR/hr	Hallway	Percentage of grid falls outside of unit.	3.2	uR/hr	Utility	Percentage of grid falls outside of unit.		uR/hr			No	90% accessible
D10	3.6	uR/hr	Utility	Percentage of grid falls outside of unit.		uR/hr				uR/hr			No	90% accessible
D11	3.6	uR/hr	Utility	Percentage of grid falls outside of unit.		uR/hr				uR/hr			No	90% accessible

Grid	Primary Reading	Unit	Desc.	Cell Note	2nd Reading	Unit	Desc.	Cell Note	3rd Reading	Unit	Desc.	Cell Note	Anomaly	General Notes
D12	3.6	uR/hr	Utility	Percentage of grid falls outside of unit.	3.6	uR/hr	Storage			uR/hr			No	90% accessible
D13	3.6	uR/hr	Storage	Percentage of grid falls outside of unit.		uR/hr				uR/hr			No	20% accessible
D14		uR/hr	Outside	Grids are outside unit interior boundary.		uR/hr				uR/hr			No	outside of floor plan
E1	3.2	uR/hr	Dining Room			uR/hr				uR/hr			No	
E2	3.6	uR/hr	Dining Room			uR/hr				uR/hr			No	
E3	3.6	uR/hr	Dining Room			uR/hr				uR/hr			No	
E4	3.2	uR/hr	Dining Room		4.0	uR/hr	Dining Room			uR/hr			No	second reading performed on non-movable wooden shelf with model 19 s/n 267078 at 12", background standard location at entry 4μR/hr
E5	3.2	uR/hr	Hallway		3.6	uR/hr	Closet			uR/hr			No	
E6	2.8	uR/hr	Storage	Installed furnace.		uR/hr				uR/hr			No	30% accessible. reading .6 meters from floor
E7	3.2	uR/hr	Mech Room	Installed water heater.	3.6	uR/hr	Closet			uR/hr			No	70% accessible. reading .6 meters from floor
E8	3.6	uR/hr	Closet		3.2	uR/hr	Hallway			uR/hr			No	
E9	3.2	uR/hr	Hallway		3.2	uR/hr	Closet			uR/hr			No	
E10	3.2	uR/hr	Closet		3.2	uR/hr	Utility			uR/hr			No	
E11	3.2	uR/hr	Utility			uR/hr				uR/hr			No	moved washer to survey grid.

Grid	Primary Reading	Unit	Desc.	Cell Note	2nd Reading	Unit	Desc.	Cell Note	3rd Reading	Unit	Desc.	Cell Note	Anomaly	General Notes
E12	3.2	uR/hr	Utility	Survey performed on non-movable item.	3.6	uR/hr	Storage			uR/hr			No	80% accessible immovable safe in gird. moved dryer to survey grid.
E13	4.0	uR/hr	Storage	Percentage of grid falls outside of unit.		uR/hr				uR/hr			No	15% accessible immovable safe in grid
E14		uR/hr	Outside	Grids are outside unit interior boundary.		uR/hr				uR/hr			No	outside of floor plan
F1	3.2	uR/hr	Dining Room			uR/hr				uR/hr			No	
F2	3.2	uR/hr	Dining Room			uR/hr				uR/hr			No	
F3	3.6	uR/hr	Dining Room			uR/hr				uR/hr			No	
F4	3.2	uR/hr	Dining Room		4.0	uR/hr	Dining Room			uR/hr			No	second reading performed on immovable wooden shelf with model 19 s/n 267078 at 12", background standard location at entry 4μR/hr
F5	5.0	uR/hr	Bedroom		3.6	uR/hr	Closet			uR/hr			No	first reading performed on immovable bookcase with model 19 s/n 267078 at 4", background standard location at entry 4μR/hr

Grid	Primary Reading	Unit	Desc.	Cell Note	2nd Reading	Unit	Desc.	Cell Note	3rd Reading	Unit	Desc.	Cell Note	Anomaly	General Notes
F6	4.0	uR/hr	Bedroom		2.8	uR/hr	Mech Room			uR/hr			No	first reading performed on immovable bookcase with model 19 s/n 267078 at 4", background standard location at entry 4µR/hr
F7	3.2	uR/hr	Bedroom		3.2	uR/hr	Mech Room		3.6	uR/hr	Closet		No	
F8	3.2	uR/hr	Bedroom		3.2	uR/hr	Hallway			uR/hr			No	
F9	4.0	uR/hr	Hallway			uR/hr				uR/hr			No	
F10	3.2	uR/hr	Bathroom	Installed base cabinets.		uR/hr				uR/hr			No	30% accessible
F11	3.6	uR/hr	Bathroom	Installed base cabinets.		uR/hr				uR/hr			No	50% accessible
F12	4.0	uR/hr	Bathroom			uR/hr				uR/hr			No	
F13	3.6	uR/hr	Bathroom	Percentage of grid falls outside of unit.		uR/hr				uR/hr			No	30% accessible
F14		uR/hr	Outside	Grids are outside unit interior boundary.		uR/hr				uR/hr			No	outside of floor plan
G1	3.2	uR/hr	Kitchen		3.2	uR/hr	Dining Room			uR/hr			No	
G2	3.2	uR/hr	Kitchen		3.2	uR/hr	Dining Room			uR/hr			No	
G3	3.6	uR/hr	Kitchen		3.6	uR/hr	Dining Room			uR/hr			No	
G4	3.6	uR/hr	Kitchen		4.0	uR/hr	Kitchen		3.2	uR/hr	Dining Room		No	second reading performed on immovable cabinet with model 19 s/n 267078, background standard location at entry 4µR/hr
G5	3.2	uR/hr	Bedroom			uR/hr				uR/hr			No	

Grid	Primary Reading	Unit	Desc.	Cell Note	2nd Reading	Unit	Desc.	Cell Note	3rd Reading	Unit	Desc.	Cell Note	Anomaly	General Notes
G6	3.2	uR/hr	Bedroom			uR/hr				uR/hr			No	
G7	3.2	uR/hr	Bedroom			uR/hr				uR/hr			No	
G8	3.2	uR/hr	Closet		3.6	uR/hr	Bedroom		3.2	uR/hr	Hallway		No	
G9	3.6	uR/hr	Hallway		3.2	uR/hr	Bedroom			uR/hr			No	
G10	3.2	uR/hr	Bathroom		3.6	uR/hr	Bedroom			uR/hr			No	
G11	3.6	uR/hr	Bathroom		3.2	uR/hr	Bedroom			uR/hr			No	
G12	3.6	uR/hr	Bathroom		3.6	uR/hr	Bedroom			uR/hr			No	
G13	3.6	uR/hr	Bathroom	Percentage of grid falls outside of unit.	3.6	uR/hr	Closet	Percentage of grid falls outside of unit.		uR/hr			No	30% accessible
G14		uR/hr	Outside	Grids are outside unit interior boundary.		uR/hr				uR/hr			No	outside of floor plan
H1	3.6	uR/hr	Kitchen			uR/hr				uR/hr			No	
H2	3.6	uR/hr	Kitchen			uR/hr				uR/hr			No	
H3	3.6	uR/hr	Kitchen			uR/hr				uR/hr			No	
H4	3.6	uR/hr	Kitchen		4.0	uR/hr	Kitchen			uR/hr			No	second reading performed on immovable cabinet with model 19 s/n 267078, background standard location at entry 4μR/hr
H5	3.6	uR/hr	Bedroom			uR/hr				uR/hr			No	
H6	3.6	uR/hr	Bedroom			uR/hr				uR/hr			No	
H7	3.6	uR/hr	Bedroom			uR/hr				uR/hr			No	
H8	3.2	uR/hr	Closet		3.6	uR/hr	Living Room			uR/hr			No	
H9	3.6	uR/hr	Bedroom			uR/hr				uR/hr			No	
H10	3.6	uR/hr	Bedroom			uR/hr				uR/hr			No	
H11	3.6	uR/hr	Bedroom			uR/hr				uR/hr			No	

Grid	Primary Reading	Unit	Desc.	Cell Note	2nd Reading	Unit	Desc.	Cell Note	3rd Reading	Unit	Desc.	Cell Note	Anomaly	General Notes
H12	3.6	uR/hr	Bedroom			uR/hr				uR/hr			No	
H13	3.6	uR/hr	Closet	Percentage of grid falls outside of unit.		uR/hr				uR/hr			No	30% accessible
H14		uR/hr	Outside	Grids are outside unit interior boundary.		uR/hr				uR/hr			No	outside of floor plan
I1	3.2	uR/hr	Kitchen	Installed Stove.		uR/hr				uR/hr			No	30% accessible
I2	3.6	uR/hr	Kitchen			uR/hr				uR/hr			No	
I3	3.6	uR/hr	Kitchen			uR/hr				uR/hr			No	
I4	3.6	uR/hr	Kitchen			uR/hr				uR/hr			No	
I5	3.6	uR/hr	Bedroom	Percentage of grid falls outside of unit.		uR/hr				uR/hr			No	40% accessible
I6	4.0	uR/hr	Bedroom	Percentage of grid falls outside of unit.		uR/hr				uR/hr			No	40% accessible
I7	3.6	uR/hr	Bedroom	Percentage of grid falls outside of unit.		uR/hr				uR/hr			No	40% accessible
I8	3.6	uR/hr	Closet	Percentage of grid falls outside of unit.		uR/hr				uR/hr			No	40% accessible
I9	3.6	uR/hr	Bedroom			uR/hr				uR/hr			No	
I10	3.6	uR/hr	Bedroom			uR/hr				uR/hr			No	
I11	3.6	uR/hr	Bedroom			uR/hr				uR/hr			No	
I12	3.6	uR/hr	Bedroom			uR/hr				uR/hr			No	
I13	3.6	uR/hr	Closet	Percentage of grid falls outside of unit.		uR/hr				uR/hr			No	30% accessible
I14		uR/hr	Outside	Grids are outside unit interior boundary.		uR/hr				uR/hr			No	outside of floor plan
J1	3.6	uR/hr	Kitchen			uR/hr				uR/hr			No	

Grid	Primary Reading	Unit	Desc.	Cell Note	2nd Reading	Unit	Desc.	Cell Note	3rd Reading	Unit	Desc.	Cell Note	Anomaly	General Notes
J2	3.6	uR/hr	Kitchen			uR/hr				uR/hr			No	
J3	4.0	uR/hr	Kitchen			uR/hr				uR/hr			No	
J4	3.6	uR/hr	Kitchen			uR/hr				uR/hr			No	
J5		uR/hr	Outside	Grids are outside unit interior boundary.		uR/hr				uR/hr			No	outside of floor plan
J9	3.2	uR/hr	Bedroom			uR/hr				uR/hr			No	
J10	3.6	uR/hr	Bedroom			uR/hr				uR/hr			No	
J11	3.6	uR/hr	Bedroom			uR/hr				uR/hr			No	
J12	3.6	uR/hr	Bedroom			uR/hr				uR/hr			No	
J13	3.6	uR/hr	Closet	Percentage of grid falls outside of unit.		uR/hr				uR/hr			No	30% accessible
J14		uR/hr	Outside	Grids are outside unit interior boundary.		uR/hr				uR/hr			No	outside of floor plan
K5		uR/hr	Outside	Grids are outside unit interior boundary.		uR/hr				uR/hr			No	outside of floor plan
K14		uR/hr	Outside	Grids are outside unit interior boundary.		uR/hr				uR/hr			No	outside of floor plan

CBI Supervisor : Carlos Bernal

Signature :

Signoff Notes:

Senior Technician : Antonio Neotti

Signature :

Summary Report
1418 Striped Bass Street Unit G1

Unit Summary :

Completion Date:	8/15/2014 9:35 AM
Instrument:	193-6
Serial #:	309136
Layout:	Garage
Background Reading:	3.2 uR/hr
Dimensions (m):	D 8.1 W 3.3
Unit Furnished:	Yes
Tenant Present:	Yes
Unit Notes:	

Summary Statistics :

Total # of Readings:	36	
Average:	3.11	uR/hr
Standard Deviation:	0.19	uR/hr
Minimum:	2.80	uR/hr
Maximum:	3.60	uR/hr
Median:	3.00	uR/hr
# Anomalies:	0	

Grid Legend:

- No anomalous measurements
- Inaccessible (no measurement collected)
- Anomaly (elevated measurement)

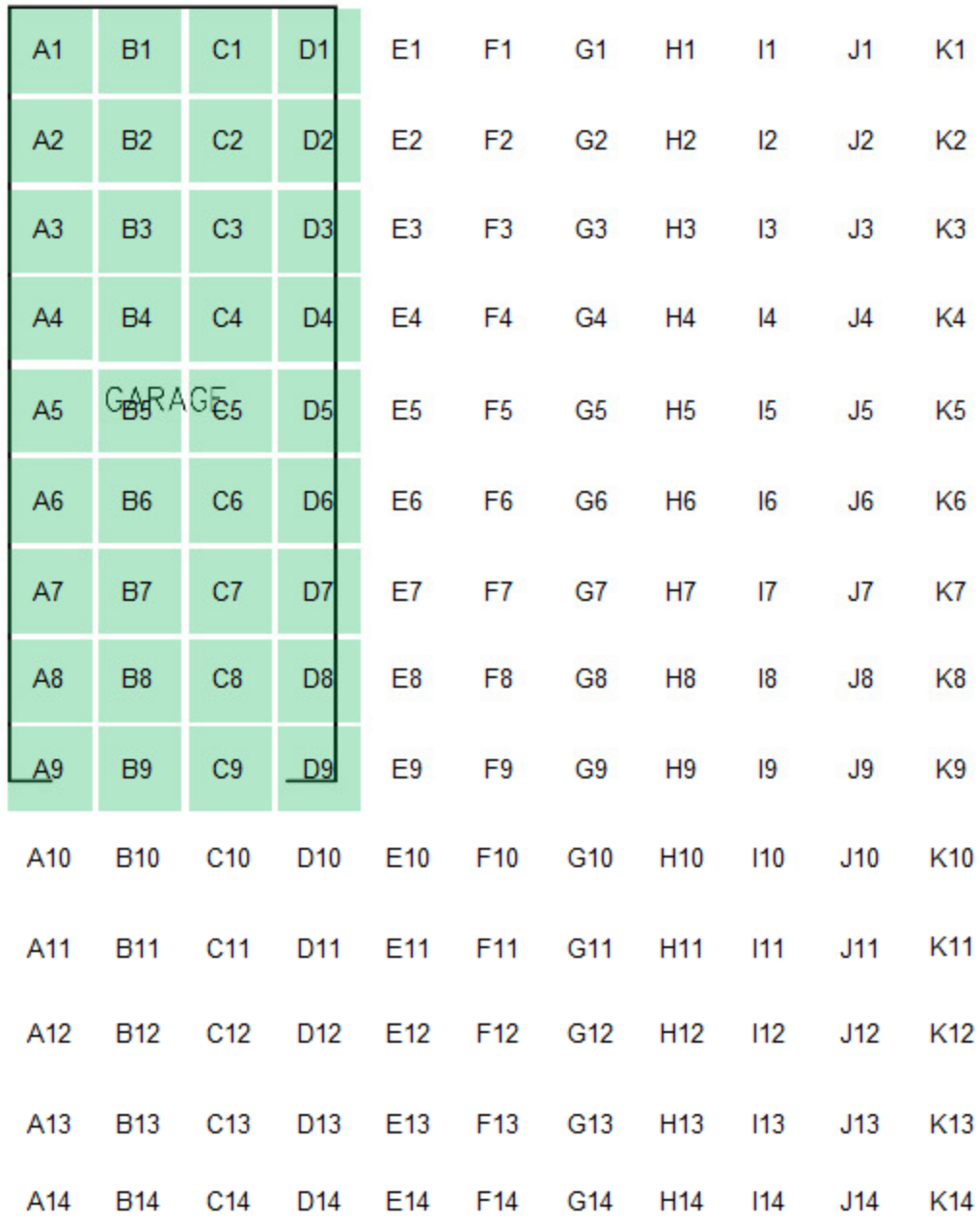

Survey Information:

Grid	Primary Reading	Unit	Desc.	Cell Note	2nd Reading	Unit	Desc.	Cell Note	3rd Reading	Unit	Desc.	Cell Note	Anomaly	General Notes
A1	2.8	uR/hr	Garage			uR/hr				uR/hr			No	
A2	2.8	uR/hr	Garage			uR/hr				uR/hr			No	
A3	2.8	uR/hr	Garage			uR/hr				uR/hr			No	
A4	3.2	uR/hr	Garage			uR/hr				uR/hr			No	
A5	3.2	uR/hr	Garage			uR/hr				uR/hr			No	
A6	3.2	uR/hr	Garage			uR/hr				uR/hr			No	
A7	3.2	uR/hr	Garage			uR/hr				uR/hr			No	
A8	3.2	uR/hr	Garage			uR/hr				uR/hr			No	
A9	3.2	uR/hr	Garage	Percentage of grid falls outside of unit.		uR/hr				uR/hr			No	10% accessible
B1	2.8	uR/hr	Garage			uR/hr				uR/hr			No	
B2	3.2	uR/hr	Garage			uR/hr				uR/hr			No	
B3	3.2	uR/hr	Garage			uR/hr				uR/hr			No	
B4	3.2	uR/hr	Garage			uR/hr				uR/hr			No	
B5	2.8	uR/hr	Garage			uR/hr				uR/hr			No	
B6	3.2	uR/hr	Garage			uR/hr				uR/hr			No	
B7	3.2	uR/hr	Garage			uR/hr				uR/hr			No	
B8	3.2	uR/hr	Garage			uR/hr				uR/hr			No	
B9	3.2	uR/hr	Garage	Percentage of grid falls outside of unit.		uR/hr				uR/hr			No	10% accessible
C1	2.8	uR/hr	Garage			uR/hr				uR/hr			No	
C2	2.8	uR/hr	Garage			uR/hr				uR/hr			No	
C3	3.2	uR/hr	Garage			uR/hr				uR/hr			No	
C4	3.2	uR/hr	Garage			uR/hr				uR/hr			No	
C5	3.2	uR/hr	Garage			uR/hr				uR/hr			No	
C6	3.2	uR/hr	Garage			uR/hr				uR/hr			No	
C7	3.2	uR/hr	Garage			uR/hr				uR/hr			No	

Grid	Primary Reading	Unit	Desc.	Cell Note	2nd Reading	Unit	Desc.	Cell Note	3rd Reading	Unit	Desc.	Cell Note	Anomaly	General Notes
C8	3.2	uR/hr	Garage			uR/hr				uR/hr			No	
C9	3.2	uR/hr	Garage	Percentage of grid falls outside of unit.		uR/hr				uR/hr			No	10% accessible
D1	2.8	uR/hr	Garage	Percentage of grid falls outside of unit.		uR/hr				uR/hr			No	30% accessible
D2	2.8	uR/hr	Garage	Percentage of grid falls outside of unit.		uR/hr				uR/hr			No	30% accessible
D3	3.2	uR/hr	Garage	Percentage of grid falls outside of unit.		uR/hr				uR/hr			No	30% accessible
D4	3.2	uR/hr	Garage	Percentage of grid falls outside of unit.		uR/hr				uR/hr			No	30% accessible
D5	3.2	uR/hr	Garage	Percentage of grid falls outside of unit.		uR/hr				uR/hr			No	30% accessible
D6	3.2	uR/hr	Garage	Percentage of grid falls outside of unit.		uR/hr				uR/hr			No	30% accessible
D7	3.2	uR/hr	Garage	Percentage of grid falls outside of unit.		uR/hr				uR/hr			No	30% accessible
D8	3.2	uR/hr	Garage	Percentage of grid falls outside of unit.		uR/hr				uR/hr			No	30% accessible
D9	3.6	uR/hr	Garage	Percentage of grid falls outside of unit.		uR/hr				uR/hr			No	5% accessible

CBI Supervisor : Adam Hickok

Signature :

Senior Technician : Phillip Perez

Signature :

Signoff Notes:

Summary Report
1418 Striped Bass Street Unit G2

Unit Summary :

Completion Date:	8/15/2014 1:21 PM
Instrument:	193-6
Serial #:	309119
Layout:	Garage
Background Reading:	3.6 uR/hr
Dimensions (m):	D 8.1 W 3.3
Unit Furnished:	Yes
Tenant Present:	Yes
Unit Notes:	

Summary Statistics :

Total # of Readings:	36	
Average:	3.26	uR/hr
Standard Deviation:	0.14	uR/hr
Minimum:	3.20	uR/hr
Maximum:	3.60	uR/hr
Median:	3.20	uR/hr
# Anomalies:	0	

Grid Legend:

- No anomalous measurements
- Inaccessible (no measurement collected)
- Anomaly (elevated measurement)

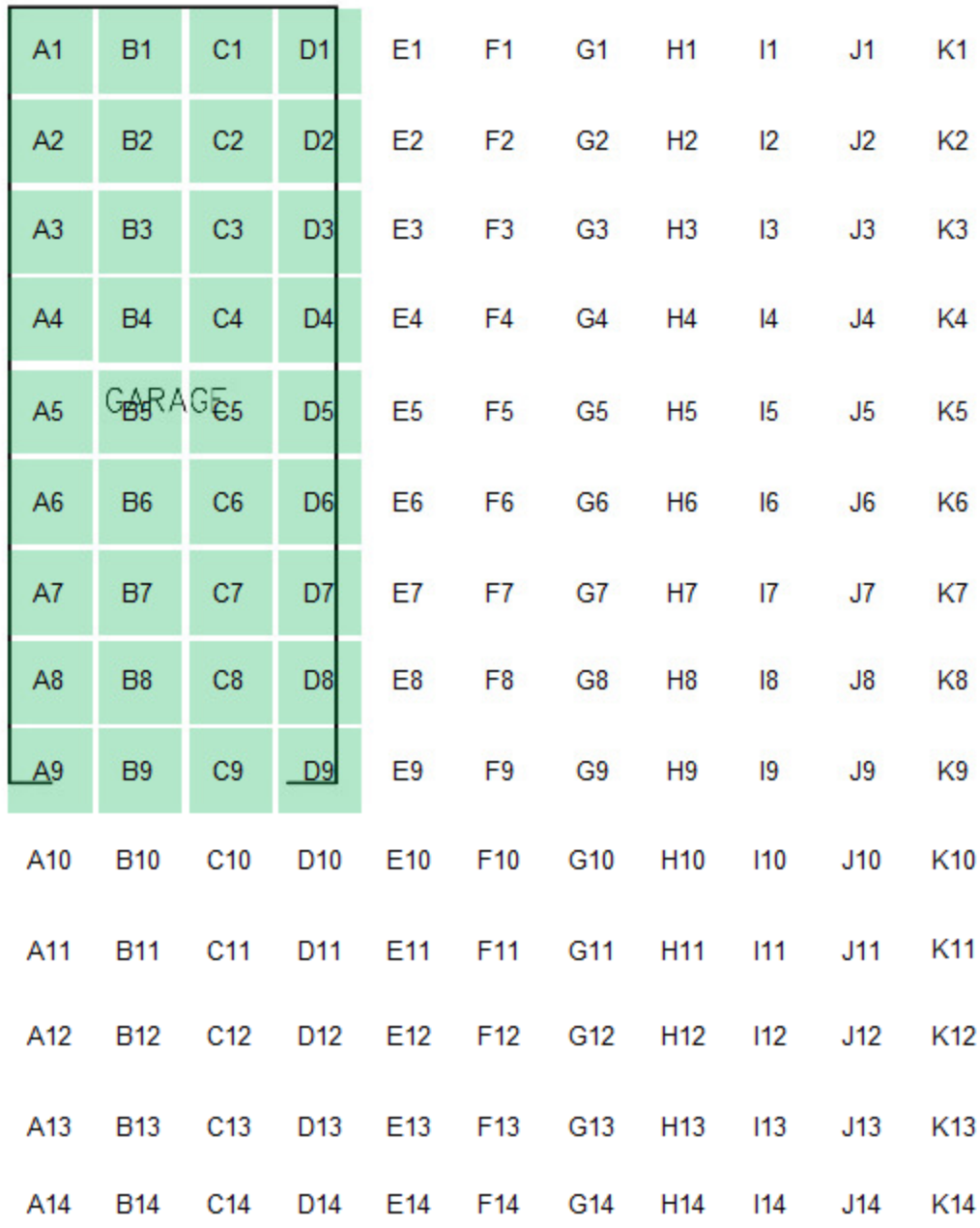

Survey Information:

Grid	Primary Reading	Unit	Desc.	Cell Note	2nd Reading	Unit	Desc.	Cell Note	3rd Reading	Unit	Desc.	Cell Note	Anomaly	General Notes
A1	3.2	uR/hr	Garage			uR/hr				uR/hr			No	
A2	3.2	uR/hr	Garage			uR/hr				uR/hr			No	
A3	3.2	uR/hr	Garage			uR/hr				uR/hr			No	
A4	3.2	uR/hr	Garage			uR/hr				uR/hr			No	
A5	3.2	uR/hr	Garage			uR/hr				uR/hr			No	
A6	3.2	uR/hr	Garage			uR/hr				uR/hr			No	
A7	3.2	uR/hr	Garage			uR/hr				uR/hr			No	
A8	3.6	uR/hr	Garage			uR/hr				uR/hr			No	
A9	3.6	uR/hr	Garage	Percentage of grid falls outside of unit.		uR/hr				uR/hr			No	10% accessible
B1	3.2	uR/hr	Garage			uR/hr				uR/hr			No	
B2	3.2	uR/hr	Garage			uR/hr				uR/hr			No	
B3	3.2	uR/hr	Garage			uR/hr				uR/hr			No	
B4	3.2	uR/hr	Garage			uR/hr				uR/hr			No	
B5	3.2	uR/hr	Garage			uR/hr				uR/hr			No	
B6	3.2	uR/hr	Garage			uR/hr				uR/hr			No	
B7	3.2	uR/hr	Garage			uR/hr				uR/hr			No	
B8	3.6	uR/hr	Garage			uR/hr				uR/hr			No	
B9	3.2	uR/hr	Garage	Percentage of grid falls outside of unit.		uR/hr				uR/hr			No	10% accessible
C1	3.2	uR/hr	Garage			uR/hr				uR/hr			No	
C2	3.2	uR/hr	Garage			uR/hr				uR/hr			No	
C3	3.2	uR/hr	Garage			uR/hr				uR/hr			No	
C4	3.2	uR/hr	Garage			uR/hr				uR/hr			No	
C5	3.2	uR/hr	Garage			uR/hr				uR/hr			No	
C6	3.2	uR/hr	Garage			uR/hr				uR/hr			No	
C7	3.2	uR/hr	Garage			uR/hr				uR/hr			No	

Grid	Primary Reading	Unit	Desc.	Cell Note	2nd Reading	Unit	Desc.	Cell Note	3rd Reading	Unit	Desc.	Cell Note	Anomaly	General Notes
C8	3.2	uR/hr	Garage			uR/hr				uR/hr			No	
C9	3.2	uR/hr	Garage	Percentage of grid falls outside of unit.		uR/hr				uR/hr			No	10% accessible
D1	3.2	uR/hr	Garage	Percentage of grid falls outside of unit.		uR/hr				uR/hr			No	30% accessible
D2	3.2	uR/hr	Garage	Percentage of grid falls outside of unit.		uR/hr				uR/hr			No	30% accessible
D3	3.2	uR/hr	Garage	Percentage of grid falls outside of unit.		uR/hr				uR/hr			No	30% accessible
D4	3.2	uR/hr	Garage	Percentage of grid falls outside of unit.		uR/hr				uR/hr			No	30% accessible
D5	3.2	uR/hr	Garage	Percentage of grid falls outside of unit.		uR/hr				uR/hr			No	30% accessible
D6	3.2	uR/hr	Garage	Percentage of grid falls outside of unit.		uR/hr				uR/hr			No	30% accessible
D7	3.2	uR/hr	Garage	Percentage of grid falls outside of unit.		uR/hr				uR/hr			No	30% accessible
D8	3.6	uR/hr	Garage	Percentage of grid falls outside of unit.		uR/hr				uR/hr			No	30% accessible
D9	3.6	uR/hr	Garage	Percentage of grid falls outside of unit.		uR/hr				uR/hr			No	5% accessible

CBI Supervisor : Steve Phelps

Signature :

Senior Technician : Efraim Ramirez

Signature :

Signoff Notes:

Summary Report
1418 Striped Bass Street Unit G3

Unit Summary :

Completion Date:	8/15/2014 2:29 PM
Instrument:	193-6
Serial #:	309110
Layout:	Garage
Background Reading:	3.6 uR/hr
Dimensions (m):	D 8.1 W 3.3
Unit Furnished:	Yes
Tenant Present:	Yes
Unit Notes:	

Summary Statistics :

Total # of Readings:	36	
Average:	3.88	uR/hr
Standard Deviation:	0.19	uR/hr
Minimum:	3.60	uR/hr
Maximum:	4.00	uR/hr
Median:	3.80	uR/hr
# Anomalies:	0	

Grid Legend:

- No anomalous measurements
- Inaccessible (no measurement collected)
- Anomaly (elevated measurement)

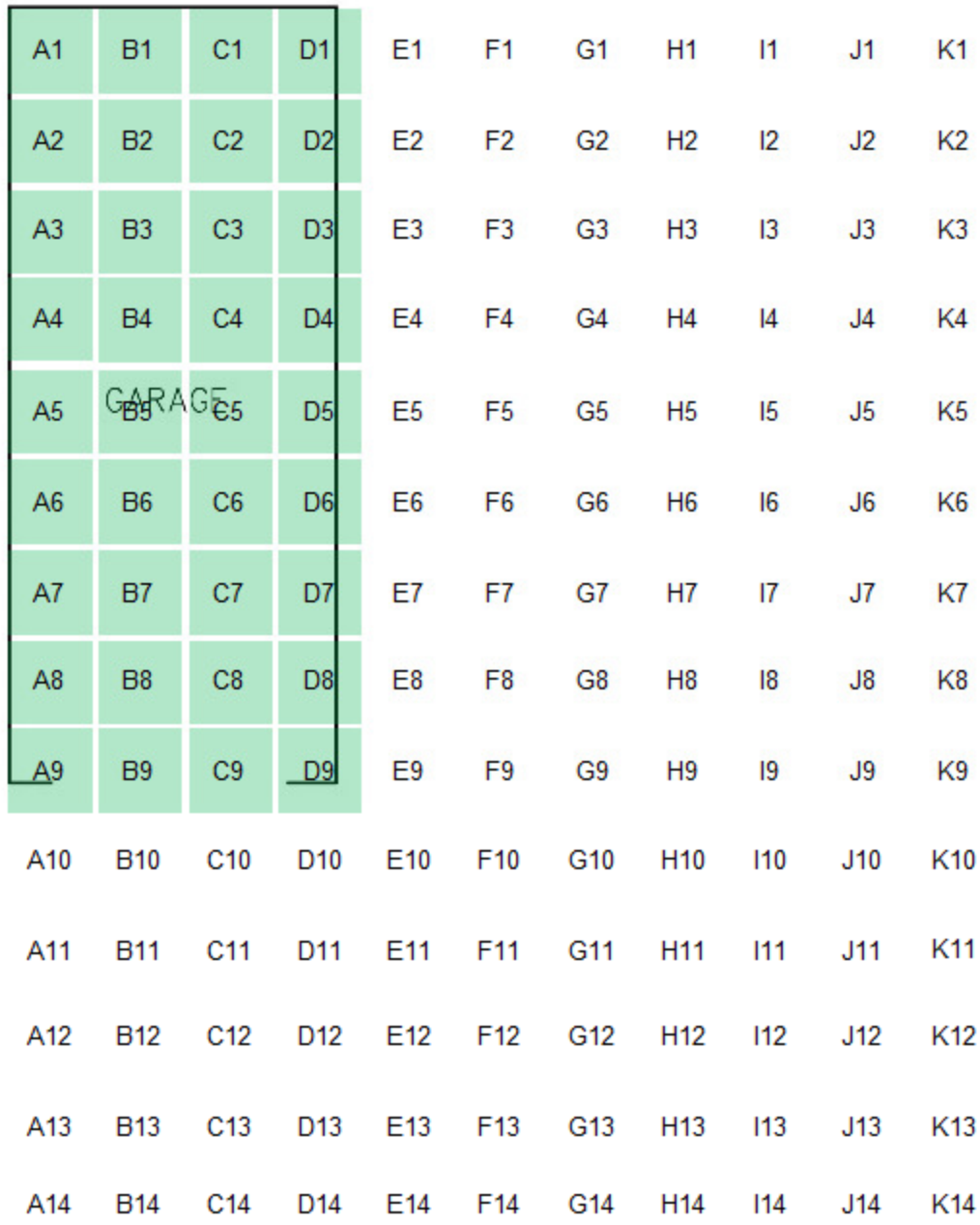

Survey Information:

Grid	Primary Reading	Unit	Desc.	Cell Note	2nd Reading	Unit	Desc.	Cell Note	3rd Reading	Unit	Desc.	Cell Note	Anomaly	General Notes
A1	4.0	uR/hr	Garage			uR/hr				uR/hr			No	
A2	4.0	uR/hr	Garage			uR/hr				uR/hr			No	
A3	4.0	uR/hr	Garage			uR/hr				uR/hr			No	
A4	4.0	uR/hr	Garage			uR/hr				uR/hr			No	
A5	4.0	uR/hr	Garage			uR/hr				uR/hr			No	
A6	4.0	uR/hr	Garage			uR/hr				uR/hr			No	
A7	4.0	uR/hr	Garage			uR/hr				uR/hr			No	
A8	4.0	uR/hr	Garage			uR/hr				uR/hr			No	
A9	4.0	uR/hr	Garage	Percentage of grid falls outside of unit.		uR/hr				uR/hr			No	10% accessible
B1	4.0	uR/hr	Garage			uR/hr				uR/hr			No	
B2	3.6	uR/hr	Garage			uR/hr				uR/hr			No	
B3	4.0	uR/hr	Garage			uR/hr				uR/hr			No	
B4	4.0	uR/hr	Garage			uR/hr				uR/hr			No	
B5	4.0	uR/hr	Garage			uR/hr				uR/hr			No	
B6	3.6	uR/hr	Garage			uR/hr				uR/hr			No	
B7	4.0	uR/hr	Garage			uR/hr				uR/hr			No	
B8	4.0	uR/hr	Garage			uR/hr				uR/hr			No	
B9	4.0	uR/hr	Garage	Percentage of grid falls outside of unit.		uR/hr				uR/hr			No	10% accessible
C1	3.6	uR/hr	Garage			uR/hr				uR/hr			No	
C2	3.6	uR/hr	Garage			uR/hr				uR/hr			No	
C3	3.6	uR/hr	Garage			uR/hr				uR/hr			No	
C4	4.0	uR/hr	Garage			uR/hr				uR/hr			No	
C5	4.0	uR/hr	Garage			uR/hr				uR/hr			No	
C6	3.6	uR/hr	Garage			uR/hr				uR/hr			No	
C7	4.0	uR/hr	Garage			uR/hr				uR/hr			No	

Grid	Primary Reading	Unit	Desc.	Cell Note	2nd Reading	Unit	Desc.	Cell Note	3rd Reading	Unit	Desc.	Cell Note	Anomaly	General Notes
C8	3.6	uR/hr	Garage			uR/hr				uR/hr			No	
C9	4.0	uR/hr	Garage	Percentage of grid falls outside of unit.		uR/hr				uR/hr			No	10% accessible
D1	4.0	uR/hr	Garage	Percentage of grid falls outside of unit.		uR/hr				uR/hr			No	30% accessible
D2	3.6	uR/hr	Garage	Percentage of grid falls outside of unit.		uR/hr				uR/hr			No	30% accessible
D3	3.6	uR/hr	Garage	Percentage of grid falls outside of unit.		uR/hr				uR/hr			No	30% accessible
D4	4.0	uR/hr	Garage	Percentage of grid falls outside of unit.		uR/hr				uR/hr			No	30% accessible
D5	3.6	uR/hr	Garage	Percentage of grid falls outside of unit.		uR/hr				uR/hr			No	30% accessible
D6	3.6	uR/hr	Garage	Percentage of grid falls outside of unit.		uR/hr				uR/hr			No	30% accessible
D7	4.0	uR/hr	Garage	Percentage of grid falls outside of unit.		uR/hr				uR/hr			No	30% accessible
D8	4.0	uR/hr	Garage	Percentage of grid falls outside of unit.		uR/hr				uR/hr			No	30% accessible
D9	4.0	uR/hr	Garage	Percentage of grid falls outside of unit.		uR/hr				uR/hr			No	5% accessible

CBI Supervisor : Carlos Bernal

Signature :

Senior Technician : Antonio Neotti

Signature :

Signoff Notes:

Summary Report
1418 Striped Bass Street Unit G4

Unit Summary :

Completion Date:	8/15/2014 2:54 PM
Instrument:	193-6
Serial #:	309136
Layout:	Garage
Background Reading:	2.8 uR/hr
Dimensions (m):	D 8.1 W 3.3
Unit Furnished:	Yes
Tenant Present:	Yes
Unit Notes:	

Summary Statistics :

Total # of Readings:	36	
Average:	3.07	uR/hr
Standard Deviation:	0.19	uR/hr
Minimum:	2.80	uR/hr
Maximum:	3.20	uR/hr
Median:	3.00	uR/hr
# Anomalies:	0	

Grid Legend:

- No anomalous measurements
- Inaccessible (no measurement collected)
- Anomaly (elevated measurement)

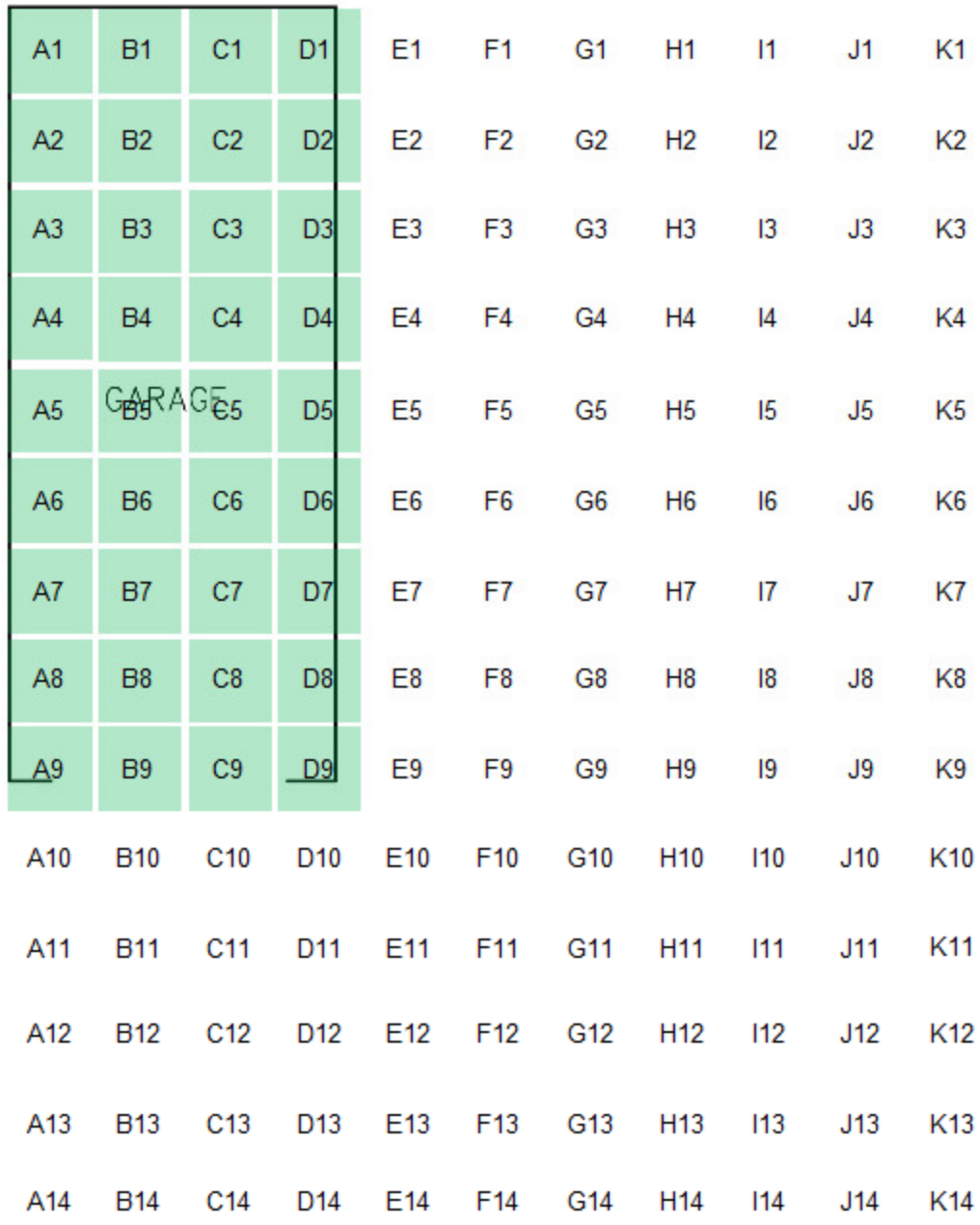

Survey Information:

Grid	Primary Reading	Unit	Desc.	Cell Note	2nd Reading	Unit	Desc.	Cell Note	3rd Reading	Unit	Desc.	Cell Note	Anomaly	General Notes
A1	3.2	uR/hr	Garage			uR/hr				uR/hr			No	
A2	2.8	uR/hr	Garage			uR/hr				uR/hr			No	
A3	2.8	uR/hr	Garage			uR/hr				uR/hr			No	
A4	2.8	uR/hr	Garage			uR/hr				uR/hr			No	
A5	2.8	uR/hr	Garage			uR/hr				uR/hr			No	
A6	2.8	uR/hr	Garage			uR/hr				uR/hr			No	
A7	2.8	uR/hr	Garage			uR/hr				uR/hr			No	
A8	3.2	uR/hr	Garage			uR/hr				uR/hr			No	
A9	3.2	uR/hr	Garage	Percentage of grid falls outside of unit.		uR/hr				uR/hr			No	10% accessible
B1	3.2	uR/hr	Garage			uR/hr				uR/hr			No	
B2	3.2	uR/hr	Garage			uR/hr				uR/hr			No	
B3	2.8	uR/hr	Garage			uR/hr				uR/hr			No	
B4	3.2	uR/hr	Garage			uR/hr				uR/hr			No	
B5	3.2	uR/hr	Garage			uR/hr				uR/hr			No	
B6	3.2	uR/hr	Garage			uR/hr				uR/hr			No	
B7	2.8	uR/hr	Garage			uR/hr				uR/hr			No	
B8	2.8	uR/hr	Garage			uR/hr				uR/hr			No	
B9	2.8	uR/hr	Garage	Percentage of grid falls outside of unit.		uR/hr				uR/hr			No	10% accessible
C1	3.2	uR/hr	Garage			uR/hr				uR/hr			No	
C2	3.2	uR/hr	Garage			uR/hr				uR/hr			No	
C3	2.8	uR/hr	Garage			uR/hr				uR/hr			No	
C4	3.2	uR/hr	Garage			uR/hr				uR/hr			No	
C5	3.2	uR/hr	Garage			uR/hr				uR/hr			No	
C6	3.2	uR/hr	Garage			uR/hr				uR/hr			No	
C7	3.2	uR/hr	Garage			uR/hr				uR/hr			No	

Grid	Primary Reading	Unit	Desc.	Cell Note	2nd Reading	Unit	Desc.	Cell Note	3rd Reading	Unit	Desc.	Cell Note	Anomaly	General Notes
C8	2.8	uR/hr	Garage			uR/hr				uR/hr			No	
C9	3.2	uR/hr	Garage	Percentage of grid falls outside of unit.		uR/hr				uR/hr			No	10% accessible
D1	3.2	uR/hr	Garage	Percentage of grid falls outside of unit.		uR/hr				uR/hr			No	30% accessible
D2	3.2	uR/hr	Garage	Percentage of grid falls outside of unit.		uR/hr				uR/hr			No	30% accessible
D3	3.2	uR/hr	Garage	Percentage of grid falls outside of unit.		uR/hr				uR/hr			No	30% accessible
D4	3.2	uR/hr	Garage	Percentage of grid falls outside of unit.		uR/hr				uR/hr			No	30% accessible
D5	3.2	uR/hr	Garage	Percentage of grid falls outside of unit.		uR/hr				uR/hr			No	30% accessible
D6	3.2	uR/hr	Garage	Percentage of grid falls outside of unit.		uR/hr				uR/hr			No	30% accessible
D7	3.2	uR/hr	Garage	Percentage of grid falls outside of unit.		uR/hr				uR/hr			No	30% accessible
D8	3.2	uR/hr	Garage	Percentage of grid falls outside of unit.		uR/hr				uR/hr			No	30% accessible
D9	3.2	uR/hr	Garage	Percentage of grid falls outside of unit.		uR/hr				uR/hr			No	5% accessible

CBI Supervisor : Adam Hickok

Signature :

Senior Technician : Phillip Perez

Signature :

Signoff Notes:

Summary Report
1418 Striped Bass Street Unit G5

Unit Summary :

Completion Date:	8/15/2014 10:39 AM
Instrument:	193-6
Serial #:	309136
Layout:	Garage
Background Reading:	3.2 uR/hr
Dimensions (m):	D 8.1 W 3.3
Unit Furnished:	Yes
Tenant Present:	Yes
Unit Notes:	

Summary Statistics :

Total # of Readings:	36	
Average:	2.99	uR/hr
Standard Deviation:	0.22	uR/hr
Minimum:	2.80	uR/hr
Maximum:	3.60	uR/hr
Median:	2.80	uR/hr
# Anomalies:	0	

Grid Legend:

- No anomalous measurements
- Inaccessible (no measurement collected)
- Anomaly (elevated measurement)

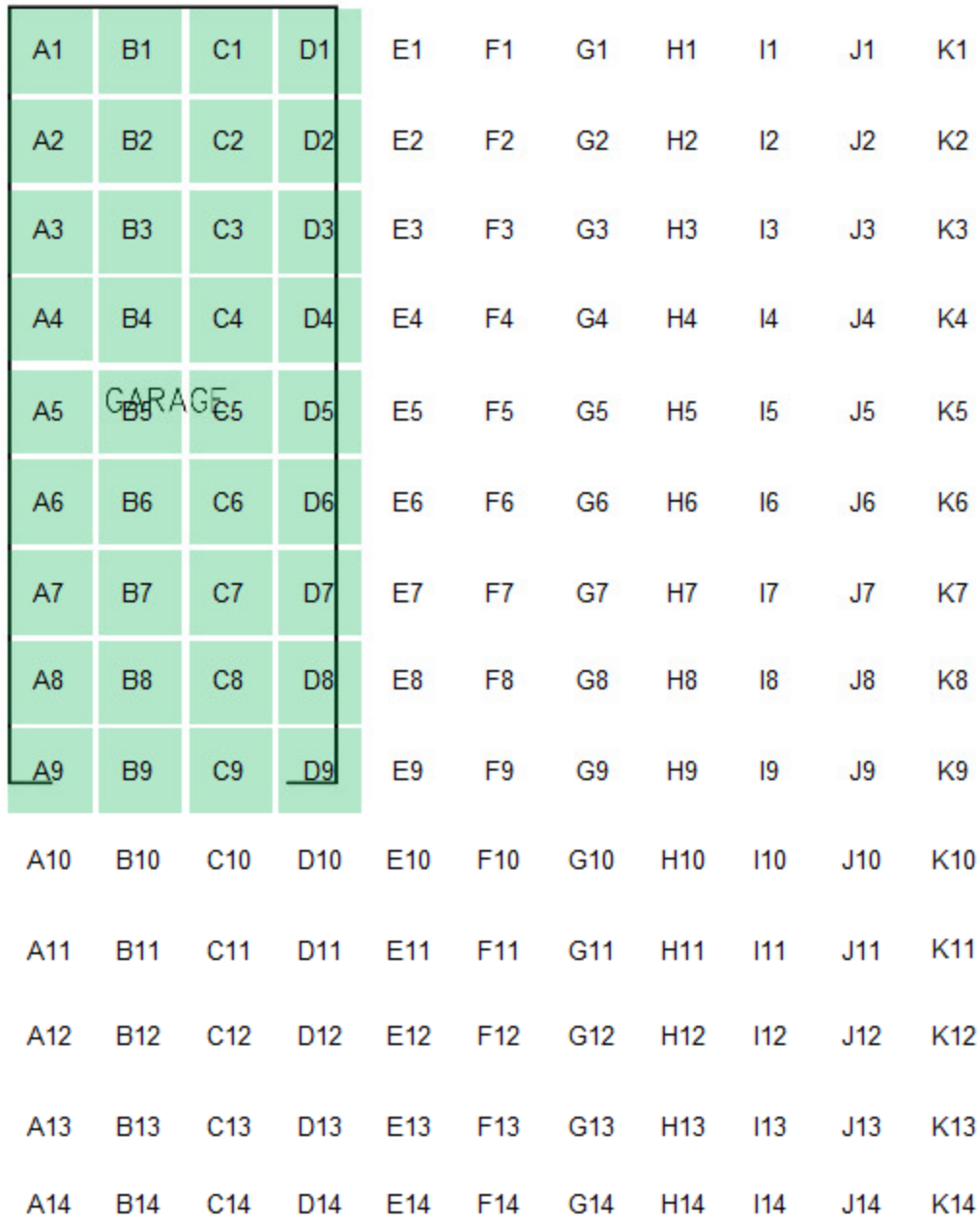

Survey Information:

Grid	Primary Reading	Unit	Desc.	Cell Note	2nd Reading	Unit	Desc.	Cell Note	3rd Reading	Unit	Desc.	Cell Note	Anomaly	General Notes
A1	2.8	uR/hr	Garage			uR/hr				uR/hr			No	
A2	2.8	uR/hr	Garage			uR/hr				uR/hr			No	
A3	2.8	uR/hr	Garage			uR/hr				uR/hr			No	
A4	2.8	uR/hr	Garage			uR/hr				uR/hr			No	
A5	2.8	uR/hr	Garage			uR/hr				uR/hr			No	
A6	3.2	uR/hr	Garage			uR/hr				uR/hr			No	
A7	3.2	uR/hr	Garage			uR/hr				uR/hr			No	
A8	3.2	uR/hr	Garage			uR/hr				uR/hr			No	
A9	3.2	uR/hr	Garage	Percentage of grid falls outside of unit.		uR/hr				uR/hr			No	10% accessible
B1	2.8	uR/hr	Garage			uR/hr				uR/hr			No	
B2	3.2	uR/hr	Garage			uR/hr				uR/hr			No	
B3	2.8	uR/hr	Garage			uR/hr				uR/hr			No	
B4	3.2	uR/hr	Garage			uR/hr				uR/hr			No	
B5	3.2	uR/hr	Garage			uR/hr				uR/hr			No	
B6	3.2	uR/hr	Garage			uR/hr				uR/hr			No	
B7	3.2	uR/hr	Garage			uR/hr				uR/hr			No	
B8	3.2	uR/hr	Garage			uR/hr				uR/hr			No	
B9	3.2	uR/hr	Garage	Percentage of grid falls outside of unit.		uR/hr				uR/hr			No	10% accessible
C1	2.8	uR/hr	Garage			uR/hr				uR/hr			No	
C2	3.2	uR/hr	Garage			uR/hr				uR/hr			No	
C3	2.8	uR/hr	Garage			uR/hr				uR/hr			No	
C4	2.8	uR/hr	Garage			uR/hr				uR/hr			No	
C5	2.8	uR/hr	Garage			uR/hr				uR/hr			No	
C6	2.8	uR/hr	Garage			uR/hr				uR/hr			No	
C7	3.2	uR/hr	Garage			uR/hr				uR/hr			No	

Grid	Primary Reading	Unit	Desc.	Cell Note	2nd Reading	Unit	Desc.	Cell Note	3rd Reading	Unit	Desc.	Cell Note	Anomaly	General Notes
C8	3.2	uR/hr	Garage			uR/hr				uR/hr			No	
C9	2.8	uR/hr	Garage	Percentage of grid falls outside of unit.		uR/hr				uR/hr			No	10% accessible
D1	2.8	uR/hr	Garage	Percentage of grid falls outside of unit.		uR/hr				uR/hr			No	30% accessible
D2	2.8	uR/hr	Garage	Percentage of grid falls outside of unit.		uR/hr				uR/hr			No	30% accessible
D3	2.8	uR/hr	Garage	Percentage of grid falls outside of unit.		uR/hr				uR/hr			No	30% accessible
D4	2.8	uR/hr	Garage	Percentage of grid falls outside of unit.		uR/hr				uR/hr			No	30% accessible
D5	2.8	uR/hr	Garage	Percentage of grid falls outside of unit.		uR/hr				uR/hr			No	30% accessible
D6	2.8	uR/hr	Garage	Percentage of grid falls outside of unit.		uR/hr				uR/hr			No	30% accessible
D7	2.8	uR/hr	Garage	Percentage of grid falls outside of unit.		uR/hr				uR/hr			No	30% accessible
D8	3.2	uR/hr	Garage	Percentage of grid falls outside of unit.		uR/hr				uR/hr			No	30% accessible
D9	3.6	uR/hr	Garage	Percentage of grid falls outside of unit.		uR/hr				uR/hr			No	5% accessible

CBI Supervisor : Adam Hickok

Signature :

Senior Technician : Phillip Perez

Signature :

Signoff Notes:

Summary Report
1418 Striped Bass Street Unit G6

Unit Summary :

Completion Date:	8/15/2014 12:35 PM
Instrument:	193-6
Serial #:	309136
Layout:	Garage
Background Reading:	3.2 uR/hr
Dimensions (m):	D 8.1 W 3.3
Unit Furnished:	Yes
Tenant Present:	Yes
Unit Notes:	

Summary Statistics :

Total # of Readings:	36	
Average:	2.91	uR/hr
Standard Deviation:	0.28	uR/hr
Minimum:	2.40	uR/hr
Maximum:	3.60	uR/hr
Median:	2.60	uR/hr
# Anomalies:	0	

Grid Legend:

- No anomalous measurements
- Inaccessible (no measurement collected)
- Anomaly (elevated measurement)

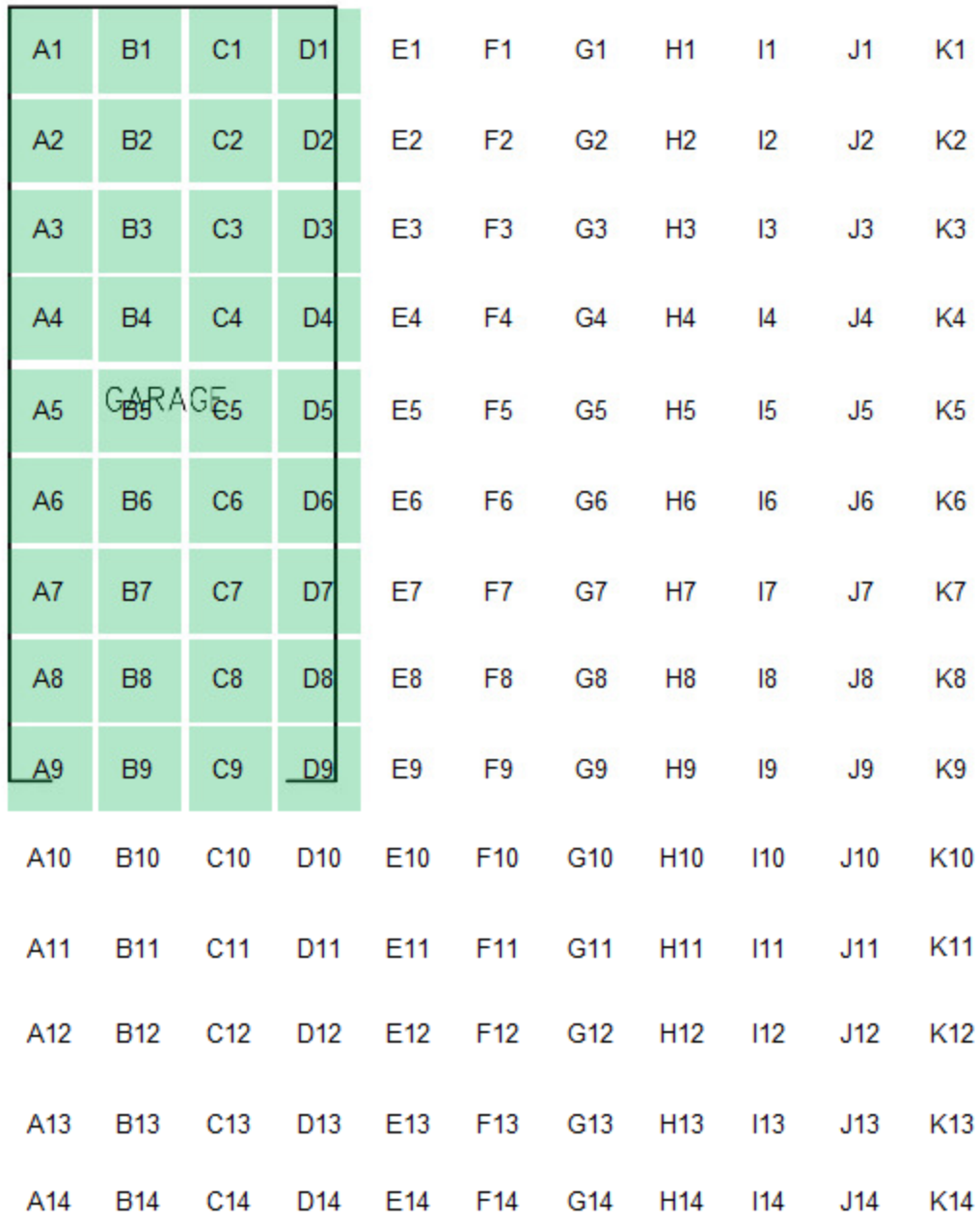

Survey Information:

Grid	Primary Reading	Unit	Desc.	Cell Note	2nd Reading	Unit	Desc.	Cell Note	3rd Reading	Unit	Desc.	Cell Note	Anomaly	General Notes
A1	2.4	uR/hr	Garage			uR/hr				uR/hr			No	
A2	2.8	uR/hr	Garage			uR/hr				uR/hr			No	
A3	3.2	uR/hr	Garage			uR/hr				uR/hr			No	
A4	3.2	uR/hr	Garage			uR/hr				uR/hr			No	
A5	3.2	uR/hr	Garage			uR/hr				uR/hr			No	
A6	3.2	uR/hr	Garage			uR/hr				uR/hr			No	
A7	3.2	uR/hr	Garage			uR/hr				uR/hr			No	
A8	3.2	uR/hr	Garage			uR/hr				uR/hr			No	
A9	3.2	uR/hr	Garage	Percentage of grid falls outside of unit.		uR/hr				uR/hr			No	10% accessible
B1	2.4	uR/hr	Garage			uR/hr				uR/hr			No	
B2	2.8	uR/hr	Garage			uR/hr				uR/hr			No	
B3	2.8	uR/hr	Garage			uR/hr				uR/hr			No	
B4	3.2	uR/hr	Garage			uR/hr				uR/hr			No	
B5	2.8	uR/hr	Garage			uR/hr				uR/hr			No	
B6	3.2	uR/hr	Garage			uR/hr				uR/hr			No	
B7	2.8	uR/hr	Garage			uR/hr				uR/hr			No	
B8	2.8	uR/hr	Garage			uR/hr				uR/hr			No	
B9	2.8	uR/hr	Garage	Percentage of grid falls outside of unit.		uR/hr				uR/hr			No	10% accessible
C1	2.4	uR/hr	Garage			uR/hr				uR/hr			No	
C2	2.8	uR/hr	Garage			uR/hr				uR/hr			No	
C3	2.8	uR/hr	Garage			uR/hr				uR/hr			No	
C4	2.8	uR/hr	Garage			uR/hr				uR/hr			No	
C5	2.8	uR/hr	Garage			uR/hr				uR/hr			No	
C6	2.8	uR/hr	Garage			uR/hr				uR/hr			No	
C7	3.2	uR/hr	Garage			uR/hr				uR/hr			No	

Grid	Primary Reading	Unit	Desc.	Cell Note	2nd Reading	Unit	Desc.	Cell Note	3rd Reading	Unit	Desc.	Cell Note	Anomaly	General Notes
C8	2.8	uR/hr	Garage			uR/hr				uR/hr			No	
C9	2.8	uR/hr	Garage	Percentage of grid falls outside of unit.		uR/hr				uR/hr			No	10% accessible
D1	2.8	uR/hr	Garage	Percentage of grid falls outside of unit.		uR/hr				uR/hr			No	30% accessible
D2	2.4	uR/hr	Garage	Percentage of grid falls outside of unit.		uR/hr				uR/hr			No	30% accessible
D3	2.8	uR/hr	Garage	Percentage of grid falls outside of unit.		uR/hr				uR/hr			No	30% accessible
D4	2.8	uR/hr	Garage	Percentage of grid falls outside of unit.		uR/hr				uR/hr			No	30% accessible
D5	2.8	uR/hr	Garage	Percentage of grid falls outside of unit.		uR/hr				uR/hr			No	30% accessible
D6	3.2	uR/hr	Garage	Percentage of grid falls outside of unit.		uR/hr				uR/hr			No	30% accessible
D7	2.8	uR/hr	Garage	Percentage of grid falls outside of unit.		uR/hr				uR/hr			No	30% accessible
D8	3.2	uR/hr	Garage	Percentage of grid falls outside of unit.		uR/hr				uR/hr			No	30% accessible
D9	3.6	uR/hr	Garage	Percentage of grid falls outside of unit.		uR/hr				uR/hr			No	5% accessible

CBI Supervisor : Adam Hickok

Signature :

Senior Technician : Phillip Perez

Signature :

Signoff Notes:

Summary Report
1419 Striped Bass Street Unit A

Unit Summary :

Completion Date:	7/11/2014 11:46 AM
Instrument:	193-6
Serial #:	309099
Layout:	Floor Plan 8
Background Reading:	3.2 uR/hr
Dimensions (m):	D 12.4 W 10.1
Unit Furnished:	Yes
Tenant Present:	Yes

Unit Notes:

A5, A8, K1 to K4, B5 to B8, H7 to H13 all less than 6" wide and were scanned with adjacent cells.

Summary Statistics :

Total # of Readings:	122	
Average:	3.26	uR/hr
Standard Deviation:	0.27	uR/hr
Minimum:	2.80	uR/hr
Maximum:	5.00	uR/hr
Median:	3.00	uR/hr
# Anomalies:	0	

Grid Legend:

- No anomalous measurements
- Inaccessible (no measurement collected)
- Anomaly (elevated measurement)

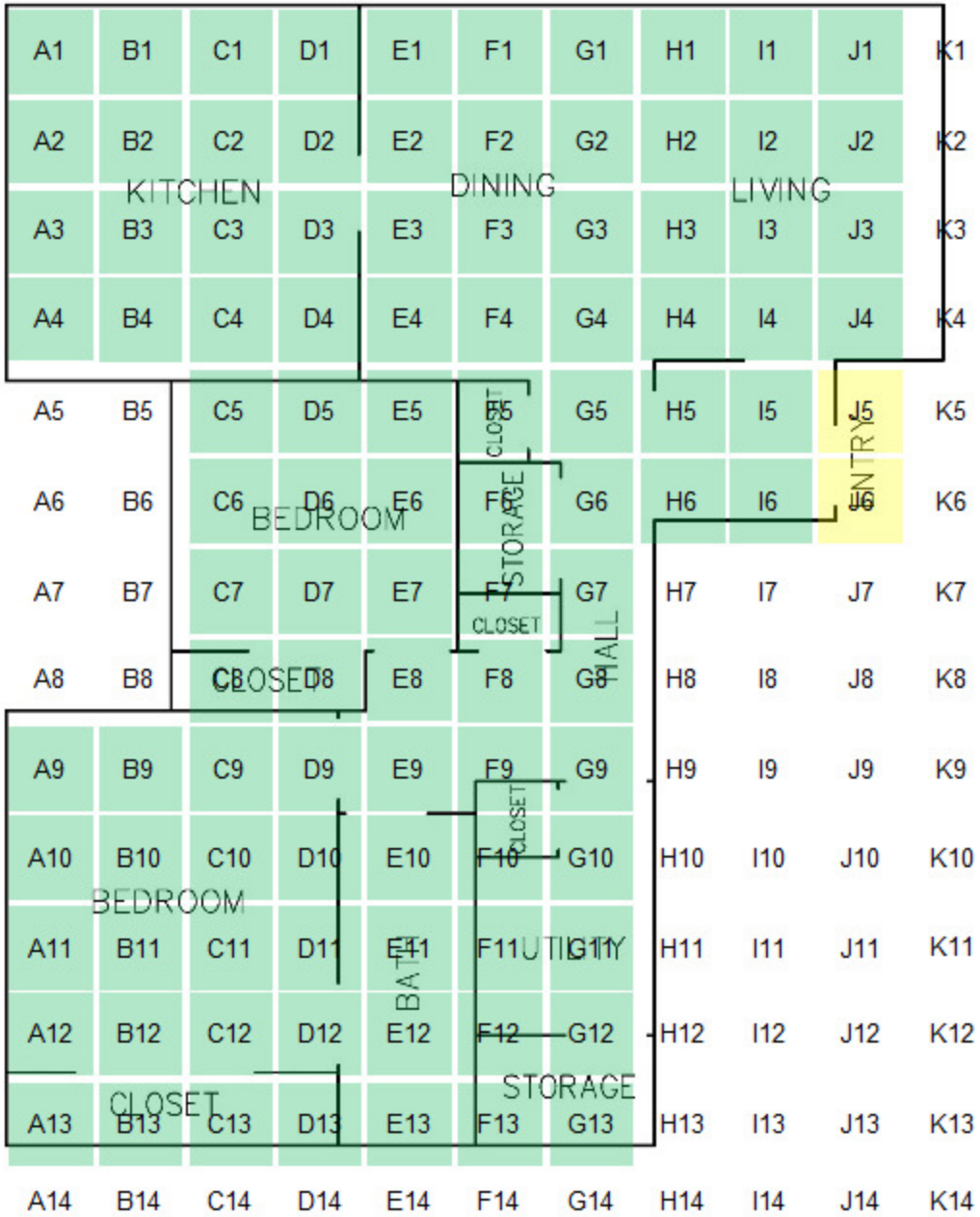

Survey Information:

Grid	Primary Reading	Unit	Desc.	Cell Note	2nd Reading	Unit	Desc.	Cell Note	3rd Reading	Unit	Desc.	Cell Note	Anomaly	General Notes
A1	3.2	uR/hr	Kitchen	Installed base cabinets.		uR/hr				uR/hr			No	40% accessible
A2	3.2	uR/hr	Kitchen	Installed Dishwasher.		uR/hr				uR/hr			No	40% accessible
A3	3.6	uR/hr	Kitchen	Installed base cabinets.		uR/hr				uR/hr			No	60% accessible
A4	3.2	uR/hr	Kitchen	Percentage of grid falls outside of unit.		uR/hr				uR/hr			No	90% accessible
A9	3.6	uR/hr	Bedroom			uR/hr				uR/hr			No	
A10	3.6	uR/hr	Bedroom			uR/hr				uR/hr			No	
A11	3.6	uR/hr	Bedroom			uR/hr				uR/hr			No	
A12	3.6	uR/hr	Bedroom			uR/hr				uR/hr			No	
A13	3.2	uR/hr	Closet	Percentage of grid falls outside of unit.		uR/hr				uR/hr			No	40% accessible
B1	3.2	uR/hr	Kitchen	Installed Stove.		uR/hr				uR/hr			No	40% accessible
B2	3.6	uR/hr	Kitchen			uR/hr				uR/hr			No	
B3	3.2	uR/hr	Kitchen			uR/hr				uR/hr			No	
B4	3.6	uR/hr	Kitchen	Percentage of grid falls outside of unit.		uR/hr				uR/hr			No	90% accessible
B9	3.2	uR/hr	Bedroom			uR/hr				uR/hr			No	
B10	3.2	uR/hr	Bedroom			uR/hr				uR/hr			No	
B11	3.6	uR/hr	Bedroom			uR/hr				uR/hr			No	
B12	3.6	uR/hr	Bedroom			uR/hr				uR/hr			No	
B13	3.6	uR/hr	Closet	Percentage of grid falls outside of unit.		uR/hr				uR/hr			No	40% accessible
C1	3.6	uR/hr	Kitchen	Installed base cabinets.		uR/hr				uR/hr			No	40% accessible
C2	3.2	uR/hr	Kitchen			uR/hr				uR/hr			No	
C3	3.2	uR/hr	Kitchen			uR/hr				uR/hr			No	

Grid	Primary Reading	Unit	Desc.	Cell Note	2nd Reading	Unit	Desc.	Cell Note	3rd Reading	Unit	Desc.	Cell Note	Anomaly	General Notes
C4	3.2	uR/hr	Kitchen	Percentage of grid falls outside of unit.		uR/hr				uR/hr			No	90% accessible
C5	3.2	uR/hr	Bedroom			uR/hr				uR/hr			No	
C6	3.2	uR/hr	Bedroom			uR/hr				uR/hr			No	
C7	3.2	uR/hr	Bedroom	Grid partially obstructed by installed.		uR/hr				uR/hr			No	40% accessible, dresser in grid, resident asked not to move
C8	3.2	uR/hr	Closet			uR/hr				uR/hr			No	
C9	3.2	uR/hr	Bedroom			uR/hr				uR/hr			No	
C10	3.2	uR/hr	Bedroom			uR/hr				uR/hr			No	
C11	3.6	uR/hr	Bedroom			uR/hr				uR/hr			No	
C12	3.6	uR/hr	Bedroom			uR/hr				uR/hr			No	
C13	3.2	uR/hr	Closet	Percentage of grid falls outside of unit.		uR/hr				uR/hr			No	40% accessible
D1	3.2	uR/hr	Kitchen	Installed refrigerator.	2.8	uR/hr	Dining Room			uR/hr			No	40% accessible
D2	3.2	uR/hr	Kitchen		3.2	uR/hr	Dining Room			uR/hr			No	
D3	3.2	uR/hr	Kitchen		3.2	uR/hr	Dining Room			uR/hr			No	
D4	3.2	uR/hr	Kitchen	Percentage of grid falls outside of unit.	2.8	uR/hr	Dining Room			uR/hr			No	90% accessible
D5	3.2	uR/hr	Bedroom			uR/hr				uR/hr			No	
D6	3.2	uR/hr	Bedroom			uR/hr				uR/hr			No	
D7	3.2	uR/hr	Bedroom			uR/hr				uR/hr			No	
D8	3.2	uR/hr	Closet			uR/hr				uR/hr			No	
D9	3.2	uR/hr	Bedroom		3.2	uR/hr	Hallway			uR/hr			No	

Grid	Primary Reading	Unit	Desc.	Cell Note	2nd Reading	Unit	Desc.	Cell Note	3rd Reading	Unit	Desc.	Cell Note	Anomaly	General Notes
D10	3.2	uR/hr	Bedroom		3.2	uR/hr	Bathroom		5	uR/hr	Bedroom	Survey performed on non-movable item.	No	Optional reading with Model 19 under non-stable non-movable dresser was 5 µR/hr. Scan and static reading taken on contact with floor. Background at standard location was 5 µR/hr with Model 19 #267078.
D11	3.2	uR/hr	Bedroom		3.6	uR/hr	Bathroom			uR/hr			No	
D12	3.2	uR/hr	Bedroom		3.6	uR/hr	Bathroom			uR/hr			No	
D13	3.6	uR/hr	Closet	Percentage of grid falls outside of unit.	3.2	uR/hr	Bathroom			uR/hr			No	40% accessible
E1	3.2	uR/hr	Dining Room			uR/hr				uR/hr			No	
E2	3.2	uR/hr	Dining Room			uR/hr				uR/hr			No	
E3	3.2	uR/hr	Dining Room			uR/hr				uR/hr			No	
E4	3.2	uR/hr	Dining Room			uR/hr				uR/hr			No	
E5	2.8	uR/hr	Bedroom			uR/hr				uR/hr			No	
E6	2.8	uR/hr	Bedroom			uR/hr				uR/hr			No	
E7	3.2	uR/hr	Bedroom			uR/hr				uR/hr			No	
E8	3.2	uR/hr	Hallway			uR/hr				uR/hr			No	
E9	3.2	uR/hr	Hallway			uR/hr				uR/hr			No	
E10	3.6	uR/hr	Bathroom	Installed base cabinets.		uR/hr				uR/hr			No	60% accessible
E11	4.0	uR/hr	Bathroom			uR/hr				uR/hr			No	
E12	3.6	uR/hr	Bathroom			uR/hr				uR/hr			No	

Grid	Primary Reading	Unit	Desc.	Cell Note	2nd Reading	Unit	Desc.	Cell Note	3rd Reading	Unit	Desc.	Cell Note	Anomaly	General Notes
E13	3.6	uR/hr	Bathroom	Percentage of grid falls outside of unit.		uR/hr				uR/hr			No	40% accessible
F1	3.2	uR/hr	Dining Room			uR/hr				uR/hr			No	
F2	3.2	uR/hr	Dining Room			uR/hr				uR/hr			No	
F3	3.2	uR/hr	Dining Room			uR/hr				uR/hr			No	
F4	3.2	uR/hr	Dining Room			uR/hr				uR/hr			No	
F5	3.2	uR/hr	Closet		3.2	uR/hr	Hallway			uR/hr			No	
F6	2.8	uR/hr	Storage	Installed furnace.		uR/hr				uR/hr			No	static taken 24" from floor surface, 40% accessible
F7	2.8	uR/hr	Storage	Installed water heater.	2.8	uR/hr	Closet			uR/hr			No	static taken 24" from floor surface, 40% accessible
F8	3.2	uR/hr	Hallway		3.2	uR/hr	Closet			uR/hr			No	
F9	3.2	uR/hr	Hallway		3.2	uR/hr	Closet			uR/hr			No	
F10	2.8	uR/hr	Utility	Clothes dryer within grid.	3.2	uR/hr	Closet			uR/hr			No	30% accessible
F11	2.8	uR/hr	Utility	Washing machine within grid.		uR/hr				uR/hr			No	20% accessible
F12	3.2	uR/hr	Storage		3.2	uR/hr	Utility	Washing machine within grid.		uR/hr			No	40% accessible
F13	3.2	uR/hr	Storage	Percentage of grid falls outside of unit.		uR/hr				uR/hr			No	30% accessible
G1	3.2	uR/hr	Dining Room			uR/hr				uR/hr			No	
G2	3.2	uR/hr	Dining Room			uR/hr				uR/hr			No	
G3	3.2	uR/hr	Dining Room			uR/hr				uR/hr			No	
G4	3.2	uR/hr	Dining Room		3.2	uR/hr	Hallway			uR/hr			No	
G5	3.2	uR/hr	Hallway			uR/hr				uR/hr			No	
G6	3.2	uR/hr	Hallway			uR/hr				uR/hr			No	