

# Natural Medicines Comprehensive Database

## CE/CME Clinical Management Series

The Clinical Management Series features evidence-based CE/CME courses focused on clinical management of disease states and medical conditions. The series is carried forward from *Natural Medicines Comprehensive Database* and is offered for multidisciplinary health care professionals. Courses are continuously updated with the most up-to-date information.

Click on a course or report to get practical evidence-based information on using natural medicines for specific conditions and other topics. Each course and report provides accredited continuing education (CE/CME) for physicians, pharmacists, NPs, PAs, and RDs, unless otherwise noted.

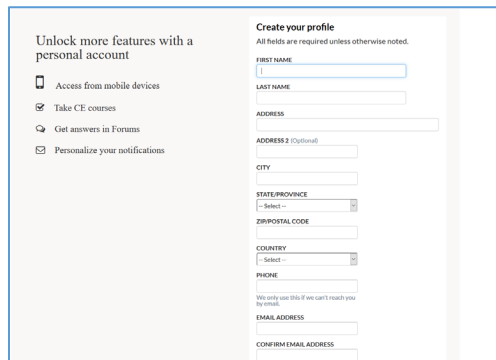
### You will need to create a personal login to earn CE units.

#### How do I create a personal login?

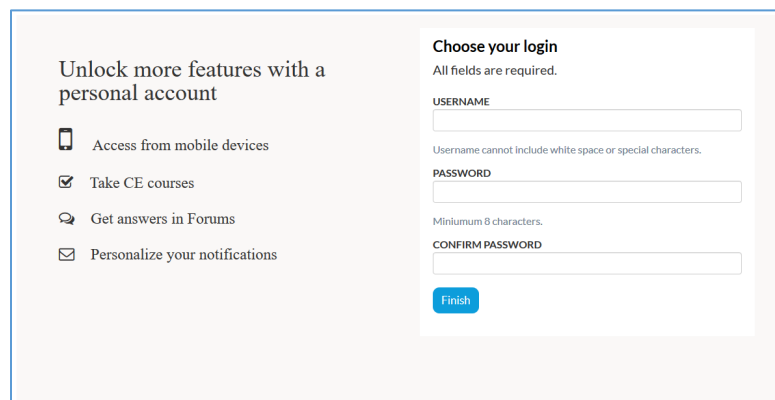
1. Access Natural Medicines Comprehensive Database through the AVL site or while on the Athens remote access platform.
2. Click on “Get Your Login ID” in the top right corner.



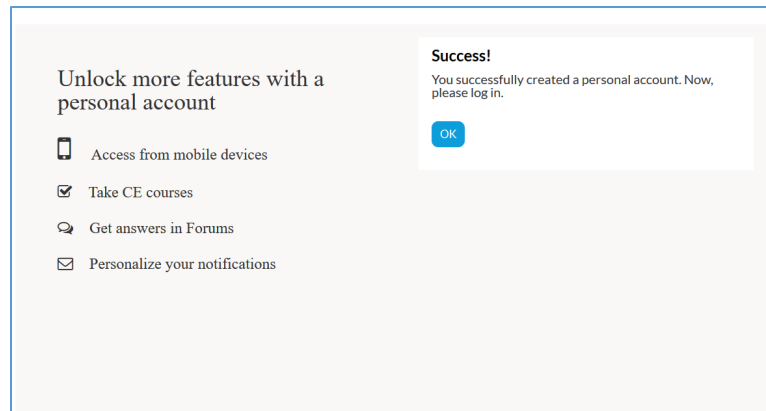
3. Create your profile.

A screenshot of the "Create your profile" form. On the left, there is a section titled "Unlock more features with a personal account" with four checkboxes: "Access from mobile devices", "Take CE courses" (checked), "Get answers in Forums", and "Personalize your notifications". On the right, under "Create your profile", there is a note "All fields are required unless otherwise noted." followed by input fields for: FIRST NAME, LAST NAME, ADDRESS, ADDRESS 2 (Optional), CITY, STATE/PROVINCE (a dropdown menu), ZIP/POSTAL CODE, COUNTRY (a dropdown menu), PHONE, EMAIL ADDRESS, and CONFIRM EMAIL ADDRESS. A small note below the phone field says "We only use this if we can't reach you by email."

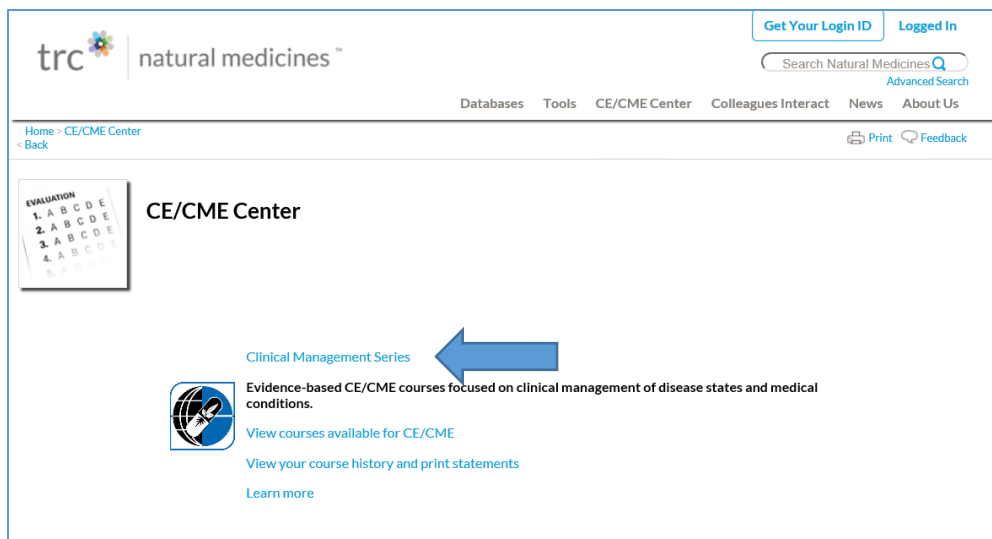
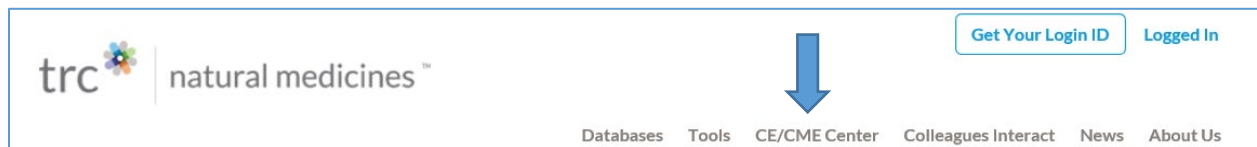
4. Create a login and hit “Finish.”

A screenshot of the "Choose your login" form. On the left, there is a section titled "Unlock more features with a personal account" with four checkboxes: "Access from mobile devices", "Take CE courses" (checked), "Get answers in Forums", and "Personalize your notifications". On the right, under "Choose your login", there is a note "All fields are required." followed by input fields for: USERNAME, PASSWORD, and CONFIRM PASSWORD. A note below the password field says "Username cannot include white space or special characters." and "Minimum 8 characters." Below the fields is a blue button labeled "Finish".

5. **IMPORTANT:** When you get to the screen below, you DO NOT need to click “OK.” It takes you to an error message.



6. Return to the Natural Medicines home page. Click on “CE/CME Center.” Then select “Clinical Management Series.” Follow the prompts to log in with your personal username and password.



7. Once logged in, you will return to the home page. Click on “CE/CME Center” again. Click on “Clinical Management Series” to access available courses.