




# Sign-up for the Navy MWR OverDrive

---

FREE EBOOKS & EAUDIOBOOKS ARE JUST A CLICK AWAY!



# Sign into the Navy MWR Digital Library



Go to: [NavyMWRDigitalLibrary.org](http://NavyMWRDigitalLibrary.org)

Click "Login"

# Sign-in with CAC or DS Logon

The screenshot shows the top navigation bar of the Navy MWR Library Program website. The logo on the left includes the text 'MWR LIBRARIES' and 'NAVY MWR LIBRARY PROGRAM'. The navigation menu includes 'Home', 'Login', 'Contact', and 'DS Logon FAQ'. Below the navigation is a purple banner with the text 'eBooks and Digital Products' and several category buttons: 'GENEOLOGY', 'EBOOKS', 'BUSINESS', 'KIDS', 'MAGAZINES & CD-ROMS', 'CAREERS', and 'LIBRARY'. The main content area has the heading 'Who is authorized to use the Navy MWR Digital Library?' followed by a list of authorized users: 'US Navy, US Marine Corps, and US Coast Guard', 'Active duty, retired, and Reservist members and their dependents', 'Civilian and Non-Appropriated Fund Employees', and 'Contractors if eligible for MWR privileges'. Below this is a section for 'Choose Login method: Common Access Card (CAC) or DS Logon.' with a note: 'Note: DS Logon is only available for those 18 and over. Minors must use their sponsor's credentials.' A prominent link reads 'If CAC login is not working, get a DS Logon'. Below this link are two columns. The left column is for 'Common Access Card' with a 'Login' button and text: 'Common Access Card (CAC - the current active/civilian/Contractor/NAF Identification) - May be used from work or home computers equipped with a "CAC Reader"'. The right column is for 'DS Logon' with a 'Login' button and text: 'For those who do not have a Common Access Card (CAC) - typically, retirees & dependents - DS Logon is required. DS Logon is also required if you do not have a CAC & CAC reader attached to your home device. DS Logon is a SECURE service provided by the US Defense Manpower Data Center: (https://www.dmdc.osd.mil)'. A red arrow points from the right side of the slide to the 'get a DS Logon' link.

NAVY MWR LIBRARY PROGRAM

Home Login Contact DS Logon FAQ

eBooks and Digital Products

GENEOLOGY EBOOKS BUSINESS KIDS

MAGAZINES & CD-ROMS CAREERS

## Who is authorized to use the Navy MWR Digital Library?


US Navy, US Marine Corps, and US Coast Guard

- Active duty, retired, and Reservist members and their dependents
- Civilian and Non-Appropriated Fund Employees
- Contractors if eligible for MWR privileges

Choose Login method: **Common Access Card (CAC)** or **DS Logon**.

Note: DS Logon is only available for those 18 and over. Minors must use their sponsor's credentials.

[If CAC login is not working, get a DS Logon](#)




### Common Access Card

Login

Common Access Card (CAC - the current active/civilian/Contractor/NAF Identification) -

May be used from work or home computers equipped with a "CAC Reader"



### DS Logon

Login

For those who do not have a Common Access Card (CAC) - typically, retirees & dependents - DS Logon is required.

DS Logon is also required if you do not have a CAC & CAC reader attached to your home device.

DS Logon is a SECURE service provided by the US Defense Manpower Data Center: (<https://www.dmdc.osd.mil>)

Check that you are eligible to use the Navy MWR Digital Library

Log in with your CAC or DS Logon

(Note: If you need a DS Logon, click the link to register)

# Follow the link to “Sign up here”



Logout

## Welcome to the Navy MWR Digital Library.

There are over 30 online resources. Some services require registering for a free account with the vendor separate from your Navy MWR Digital Library account. Including:

New! [Kanopy streaming video](#)

- [Freegal Music](#): Ad-free streaming music & free music download
- [Looking for Overdrive](#) ebooks and audiobooks? [Sign up here](#)



## Resources

[A-Z Directory](#)

[Audio & Ebooks](#)

[Foreign Language & Culture](#)

[Military](#)

[Business & Finance](#)

[Genealogy](#)

[Music](#)

[Careers & Transitioning](#)

[Health](#)

[Science](#)

[Computers/IT](#)

[History](#)

[Video](#)


# Register for an account. Using a personal, not military, e-mail is recommended.



## Navy MWR OverDrive Library Account

Hosted by Kitsap MWR Recreation Center

My Account Sign Out



### Sign In

Show tips

Sign In	Register Now
---------	--------------

Sign in required. Enter login information and then click on the Sign In button.

#### How to Register

Go to "My Account" to register for an OverDrive account. Then sign-in with your email as the password and update your password.

[Go to MWR OverDrive after registering](#)

Phone: 202-433-0785  
Email: [NSLP@navy.mil](mailto:NSLP@navy.mil)



### Self Registration

Fill-in required fields and click on the Register button.

\*E-mail (User ID):

\*First name:

\*Last name:

Patron Type:

Department:

\*Email (for messages):

Format:

Copyright:

Accept

\* Indicates a required field

**Alert**

Registration completed.

#### How to Register

1. Go to "My Account"
2. Click "Register" & fillout form
3. Sign-in: Password is your e-mail
4. Change password: "Old Password" is your email
5. Sign into Navy MWR OverDrive

Email: [NSLP@navy.mil](mailto:NSLP@navy.mil)

Sign in with your **email as password**, then change the password

The screenshot displays the 'Navy MWR OverDrive Account Management' page. At the top left is the MWR LIBRARIES logo. The page title is 'Navy MWR OverDrive Account Management', hosted by Kitsap MWR Recreation Center. A green navigation bar contains 'My Account' and 'Sign Out'. A central modal window titled 'Change Password' is open, containing the instruction: 'Enter your old password, enter and confirm your new password, then click on Save.' Below this are three input fields for 'Old password:', 'New password:', and 'Confirm password:'. At the bottom of the modal are 'Save' and 'Cancel' buttons, and a 'Reset Password' link. The background page shows a sidebar with 'Borrow eBooks & audiobooks' and a main content area with a 'How to Register' section. The 'How to Register' section lists five steps, with step 3 highlighted in red: '3. Sign-in: Password is your e-mail'. Below the list is the email address 'Email: [NGLP@navy.mil](mailto:NGLP@navy.mil)'. At the bottom of the page, there is a table with the following information:

Institution type:	Military
Department:	OverDrive

Password must be 8 characters or more. You will receive a registration confirmation e-mail.

**Your email is the "old password"**

# Click the link to OverDrive



## Navy MWR OverDrive Account Management

Hosted by Kitsap MWR Recreation Center

My Account ▾

Sign Out

### My Profile

Show tips

[Edit personal info](#)

#### Patron

Barcode: test@mail.mil  
Patron name: test2 test2  
Email address: [test@mail.mil](mailto:test@mail.mil)  
Mail to: Patron email address  
Added by: WebOPAC User  
Date added: 1/11/2021  
Updated by: WebOPAC User  
Date updated: 1/11/2021

#### Institution

Institution type: Military  
Department: OverDrive

### How to Register

1. Go to "My Account"
2. Click "Register" & fillout form
3. Sign-in: Password is your e-mail
4. Change password: "Old Password" is your email
5. Sign into Navy MWR OverDrive

Email: [NGLP@navy.mil](mailto:NGLP@navy.mil)



First time signing in?  
Do not "Reset" password.

Your email is the password



# Welcome to OverDrive!



Navy MWR  
OverDrive Collection

[Feedback](#)

[Recent updates](#)

[Help](#)

[Subjects](#)

[Collections](#) ▾

[Kindle Books](#)

 [Search](#)



[Sign in](#)

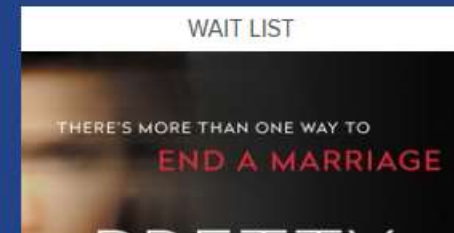
Users must **change their password** in the new EOS Kitsasp account system. Initially, sign into EOS with your email as password, then change the password. OverDrive will upgrade to a new site:

DoD.overdrive.com later in 2021 with an expanded collection.

NEED TO REGISTER? [Sign-up](#)

## New additions

[SEE ALL](#)



Click "sign in"



# Your Borrower's Account



[Feedback](#) | [Recent updates](#) | [Help](#)

[Subjects](#) [Collections](#) [Kindle Books](#)

[Search](#) [My account](#)

[Loans](#)

## Settings

[Holds](#)

### GENERAL

[Wish list](#)

#### Lending periods

[Rated titles](#)

Set your default lending period for each format.

21 days

21 days

10 days

14 days

30 days

After you've logged in for the first time you'll be taken to your bookshelf where you'll have access to any checked out titles, holds, lists, and account settings like how long you can borrow a book.

You can begin browsing with the menu button at the top or search for specific titles with the box at the top right and get started checking out Audio & Ebooks.

You can change your borrowing period in Settings.

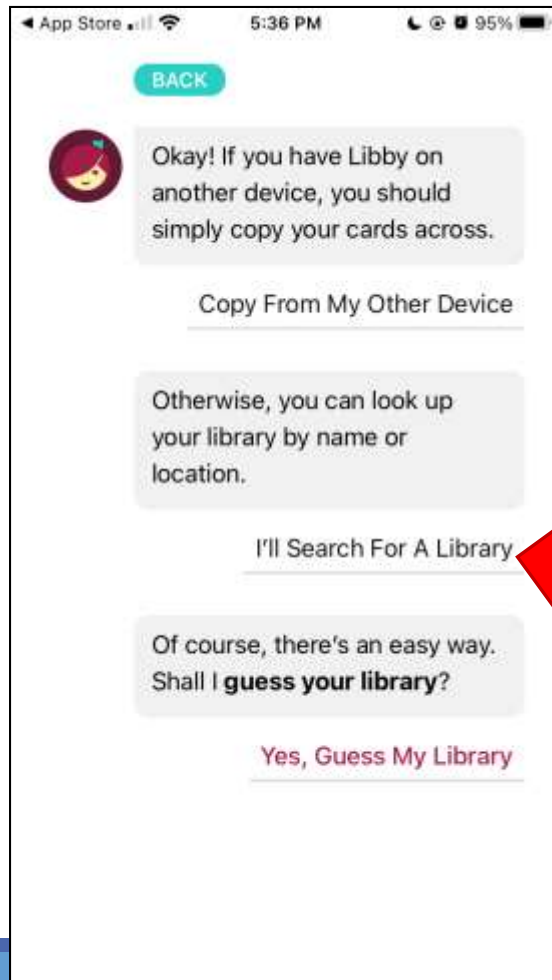
Now use <http://navy.overdrive.com>  
or download the OverDrive or Libby  
app to borrow books

Need help setting up the  
app? Read on...

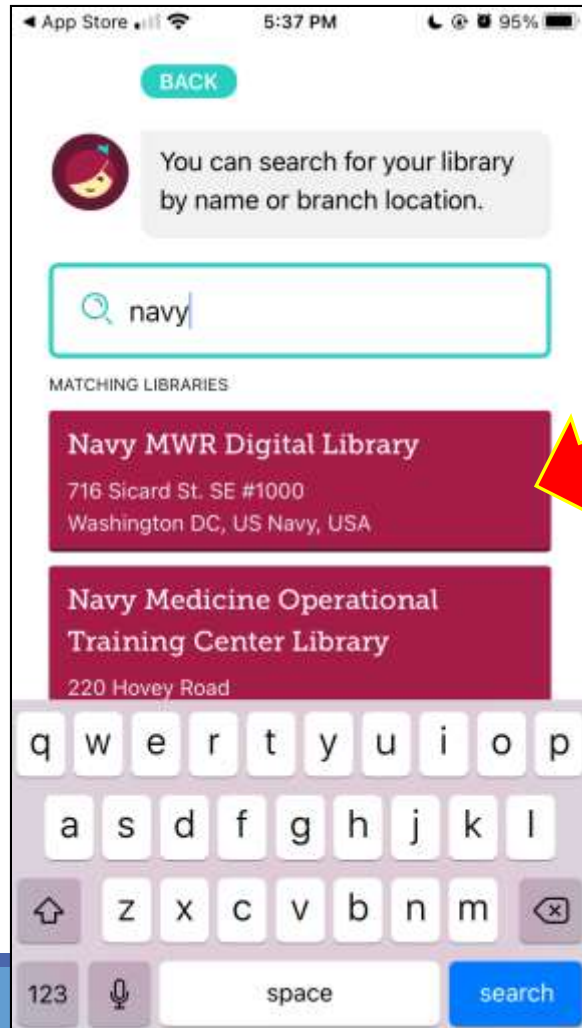


# Download the Libby app

## Choose “I’ll Search For A Library”


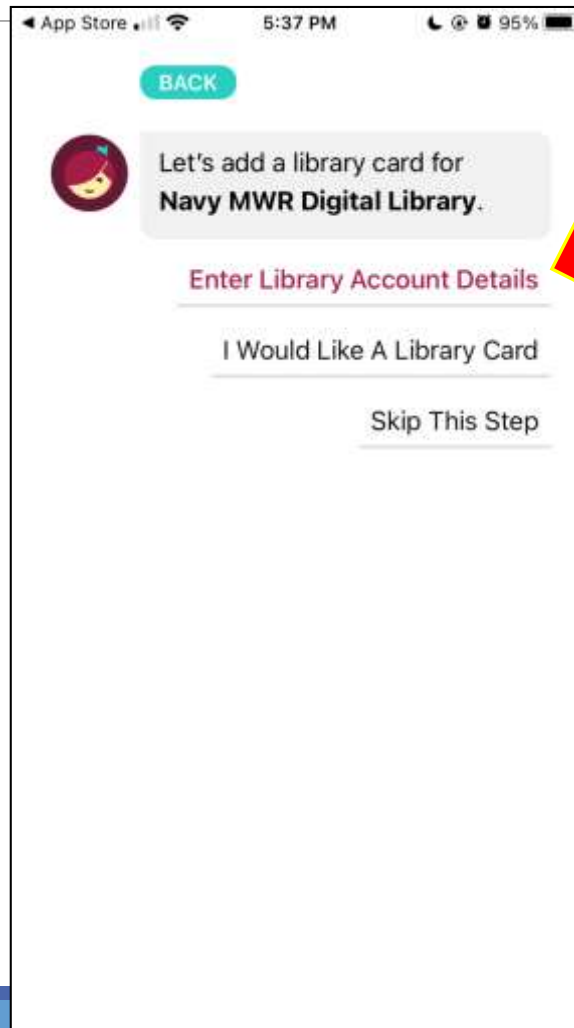


# Search for “Navy”

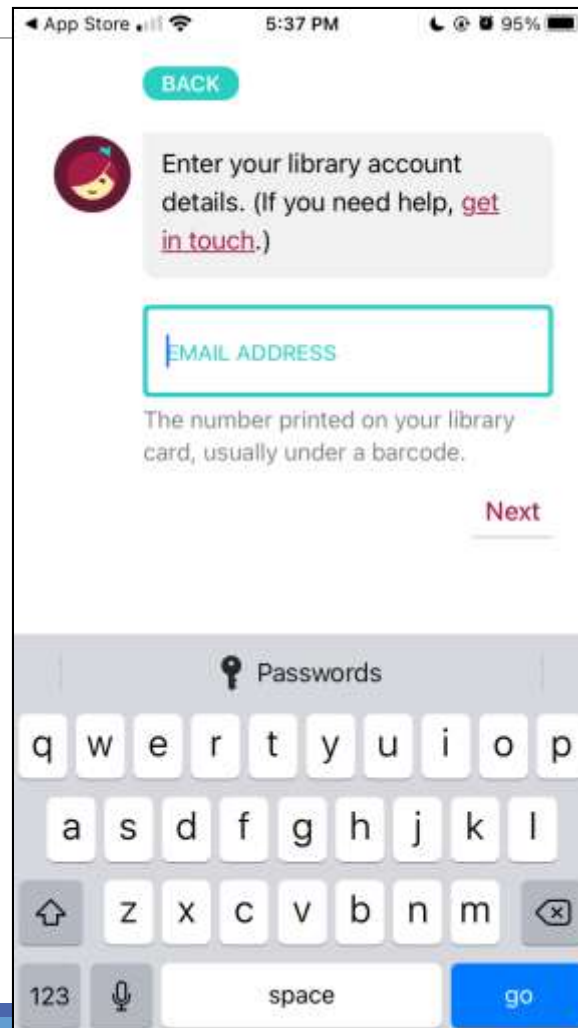


Select “Navy MWR Digital Library”

# Enter Library Account Details



# Enter your Navy MWR OverDrive account e-mail & password



The screenshot shows a mobile application interface on an iPhone. At the top, the status bar displays "App Store", signal strength, Wi-Fi, the time "5:37 PM", and a battery level of "95%". Below the status bar is a teal "BACK" button. A circular icon with a red and yellow design is positioned to the left of a grey instruction box that reads: "Enter your library account details. (If you need help, [get in touch.](#))". Below this is a teal-bordered input field labeled "EMAIL ADDRESS". Underneath the input field, a note states: "The number printed on your library card, usually under a barcode." At the bottom right of the instruction area is a red "Next" button. The bottom half of the screen shows a standard QWERTY keyboard with a "Passwords" header, a "space" key, and a blue "go" button.

# Start borrowing books!

