APPENDIX E
THE GERMAN ROAD TRAFFIC ORDINANCE (*STRASSENVERKEHRSORDNUNG - StVO*)

E-1. GENERAL
This appendix is a translation of the German Road Traffic Ordinance (*Straßenverkehrsordnung*) of 16 November 1970 (Federal Law Gazette (*Bundesgesetzblatt)*. I, p. 1565) with subsequent amendments through 1 December 2010.

E-2. RELATED LAWS
Paragraph D-2 (this publication) of the German Road Traffic Law (*Straßenverkehrsgesetz*) lists related laws.

E-3. TITLES
In the translation of the Road Traffic Ordinance, a title for each part and section has been inserted describing its content for the convenience of the users of this appendix. These titles are not part of the German law.

E-4. TECHNICAL TERMS

a. When the precise translation of technical terms was not possible, the original German text has been inserted in parentheses following the appropriate English translation.

b. A basic concept of German law that has no equivalent in U.S. law is that of the "*Halter*" of a vehicle. The word "*Halter*" has been translated as "*holder*." It has been defined by German courts as the person who has the use of the vehicle for his own account and has the control over it that such use presupposes. It is not necessarily the owner, the registrant, or the person who has physical possession of it. From this definition, it is evident that the status of "holder" is determined by the individual facts in a particular case. When application of this term is of importance, interested personnel should consult a lawyer conversant with German law.

CONTENTS

PART I
GENERAL TRAFFIC RULES
1. Basic Rules
2. Use of Roads by Vehicles
3. Speed
4. Distance
5. Passing
6. Driving Past
7. Use of Traffic Lanes by Motor Vehicles
7a. Offgoing Lanes, Lanes to Merge into Traffic, Lanes to File out of Traffic
8. Right-of-Way
9. Turning, Turning Around, and Backing Up
9a. (Rescinded)
10. Entering and Pulling Away
11. Special Traffic Situations
12. Stopping and Parking
13. Parking Time Monitoring Devices
14. Duty To Exercise Care When Entering and Alighting
15. Vehicles Immobilized on the Road
15a. Towing of Vehicles
16. Warning Signs
17. Lighting
18. Autobahns and Roads Reserved for Motor Vehicles
19. Railroad Crossings
20. Public Means of Transportation and School Buses
21. Transportation of Persons
21a. Safety Belts, Protective Helmets
22. Load
23. Other Duties of the Driver of a Vehicle
24. Specific Means of Conveyance

25. Pedestrians
26. Pedestrian Crosswalks
27. Formations
28. Animals
29. Excessive Use of the Road
30. Environmental Protection and Prohibition to Drive on Sundays
31. Sports and Games
32. Obstructions to Traffic
33. Impairment of Traffic
34. Accidents
35. Special Privileges

PART II
SIGNS AND TRAFFIC INSTALLATIONS
36. Signals and Instructions by Police Officers
37. Changing and Constant Light Signals and Green Arrow
38. Blue and Yellow Flashing Lights
39. Traffic Signs
40. Danger Signs (*Gefahrzeichen*)
41. Regulatory Signs (*Vorschriftzeichen*)
42. Guiding Signs (*Richtzeichen*)
43. Traffic Installations

PART III
IMPLEMENTING REGULATIONS, ADMINISTRATIVE FINES (*BUSSGELD*) REGULATIONS, AND FINAL PROVISIONS
44. Jurisdiction Over the Subject Matter
45. Traffic Signs and Traffic Installations
46. Exceptions and Permits
47. Territorial Jurisdiction
48. Road Safety Training
49. Traffic Offenses
50. Special Regulation for the Isle of Helgoland
51. Special Regulation Concerning Costs
52. Compensation for the Use of Public Traffic Areas
53. Entry Into Force
Annex 1 (re sec 40, paras (6) and (7))
- General and Special Danger Signs
Annex 2 (re sec 41, para (1))
- Regulatory Signs
Annex 3 (re sec 42, para (2))
- Guiding Signs
Annex 4 (re sec 43, para (3))
- Traffic Installations

PART I
GENERAL PROVISIONS

SECTION 1. BASIC RULES

(1) The participation in public road traffic constantly requires caution and mutual consideration.

(2) Every person participating in public road traffic must so conduct himself that no other person is endangered or injured, or is impeded or inconvenienced more than is unavoidable under the circumstances.

SECTION 2. USE OF ROADS BY VEHICLES

(1) Vehicles must use the roadway; on roads with two lanes, they must use the lane to the right. Shoulders are not part of the roadway.

(2) Drivers must keep to the right-hand side of the roadway as far as possible, not only in cases of oncoming traffic, but also when being passed, at summits, in curves, or when sight is obstructed.

(3) Vehicles driving in the same roadway as a rail line must allow rail vehicles to pass if possible.

(3a) In case roads are covered with ice, packed snow, slush, frost, or hoarfrost, a motor vehicle may be operated only if it is equipped with tires that satisfy the requirements of Annex II, number 2.2., of Council Directive 92/23/EEC of 31 March 1992 relating to tires of motor vehicles and their trailers and to their fitting (Official Journal L 129 of 14 May 1992, p 95), last amended by Directive 2005/11/EC (Official Journal L 46 of 17 February 2005, p.42) (M+S tires). Motor vehicles in categories M2, M3, N2, and N3 according to Annex XXIX of the Road Traffic Licensing Ordinance in the version of the publication of 28 September 1988 (Federal Law Gazette I, page 1793), last amended by Article 3 of the ordinance of 21 April 2009 (Federal Law Gazette I, p. 872), may also be operated under such weather conditions if M+S tires are mounted on the wheels of the driving axle. Sentence 1 does not apply to utility vehicles used for farming and forestry and duty vehicles of the organizations stated in section 35, paragraph (1), if, because of the design of these vehicles, M+S tires are not available for them. In case of visibility of less than 50 m, in case of hard-packed snow or black ice, operators of motor vehicles carrying hazardous cargo subject to identification must ensure not to endanger any other person and, if necessary, must find the nearest suitable area to park the vehicle.

(4) Cyclists must ride in file; they may ride abreast only if they do not obstruct traffic. They are only obligated to use the bicycle paths in the respective traveling direction when this is indicated by sign 237, 240, or 241.Bicycle paths on the right-hand side without the signs 237, 240, or 241 may be used. Bicycle paths on the left-hand side without the signs 237, 240, or 241 may only be used if this is indicated by the separate supplemental sign "*Radverkehr frei"*(bicycles allowed). Cyclists may also use right shoulders if no bicycle paths are available and pedestrians are not impaired. Outside built-up areas motorized bicycles may use bicycle paths.

(5) Children under 8 years of age operating bicycles must use footpaths; children at the age between 8 and 10 may use footpaths. Special consideration is to be shown for pedestrians. When crossing a roadway they must get off the bicycle.

SECTION 3. SPEED

(1) The driver of a vehicle may drive only at a speed that allows him to control his vehicle constantly. He must adjust his speed in particular to the road, traffic, sight, and weather conditions, as well as to his personal abilities and to the qualities of vehicle and load. If the visibility is less than 50 meters due to fog, snowfall, or rain, he may not exceed 50 kilometers per hour, unless an even lower speed is required. He may drive only at a speed that allows him to stop within a distance where the view is not obstructed. However, on roadways which are so narrow that oncoming vehicles may be endangered, he must slow down so that he can stop at least within half of the distance of his unobstructed view.

(2) Without compelling reason motor vehicles may not drive so slowly that they impede the flow of traffic.

(2a) Drivers of motor vehicles must so conduct towards children, handicapped and elderly persons, particularly by reducing the driving speed and being prepared to apply the brakes, that these traffic participants are not exposed to any danger.

(3) The maximum speed permitted even under the most favorable circumstances is—

1. For all vehicles in built-up areas 50 km per hour.

2. Outside built-up areas.

a. For motor vehicles with an authorized total weight of more than 3.5 tons to 7.5 tons except passenger cars, for passenger cars with trailers, for trucks and recreational vehicles up to an authorized total weight of 3.5 tons with trailer, as well as for motor buses also with luggage trailer, 80 km per hour.

b. For motor vehicles with an authorized total weight in excess of 7.5 tons, for all motor vehicles with trailers, except passenger cars, trucks and recreational vehicles up to an authorized total weight of 3.5 tons, as well as for motor buses with passengers for whom no seats are available,

60 km per hour.

c. For passenger cars as well as for other motor vehicles with an authorized total weight of up to 3.5 tons,

100 km per hour.

This speed restriction does not apply to autobahns (sign 330.1)and other roads with lanes in one direction which are separated by centerlines or other constructional equipment. It does not apply to roads which have at least two lanes in a direction marked by lane demarcations (sign 295) or by traffic lane indicating lines (sign 340).

(4) The authorized maximum speed for motor vehicles with snow chains, even under the most favorable circumstances, is 50 km per hour.

SECTION 4. DISTANCE

(1) The distance from a preceding vehicle must, as a rule, be large enough to allow stopping behind this vehicle even if the brakes are suddenly applied. The preceding driver may not suddenly apply the brakes without a compelling reason.

(2) Motor vehicles to which a special speed limit applies, as well as a combination of vehicles longer than 7 m, must keep such a distance from the preceding motor vehicle, outside built-up areas, that a passing motor vehicle can pull in. This does not apply—

1. If they pull out for the purpose of passing and have indicated their intention to do so.

2. If there is more than one lane in the driving direction.

3. On portions where passing is prohibited.

(3) Trucks with an authorized total weight over 3.5 tons and motorbuses must maintain a minimum distance of 50 m from preceding vehicles on the autobahn when their speed exceeds 50 km/h.

SECTION 5. PASSING

(1) Passing must be done on the left.

(2) A driver may pass only if he can clearly see that any obstruction of oncoming traffic is precluded during the entire passing process. Vehicles may pass each other only when the speed of the passing vehicle is substantially higher than the speed of the vehicle to be passed.

(3) Passing is not permitted if—

1. The traffic situation is not clear, or

2. Directed by traffic signs (signs 276, 277).

(3a) Notwithstanding other prohibitions to pass, operators of vehicles with an authorized total weight of more than 7.5 tons may not pass if the visibility is less than 50 m due to fog, snowfall, or rain.

(4) Anyone who intends to pull out to pass must so con-duct himself that a danger to the traffic that follows is precluded. When passing, a sufficient lateral interval to other traffic participants must be kept, particularly to pedestrians and cyclists. The passing vehicle must pull in to the right again as soon as possible. The vehicle that is passed must not be impeded.

(4a) Pulling out to pass and pulling back again must be clearly indicated in due time; for this purpose the direction indicators are to be used.

(5) Outside built-up areas passing may be indicated by short blasts on the horn or by blinking light signals. If a blinking signal is given with the high beams, drivers of oncoming vehicles must not be blinded.

(6) A vehicle that is passed must not increase its speed. The driver of a vehicle driving at a slower speed must reduce his speed at a suitable place and wait, if necessary, to allow several immediately following vehicles to pass if passing is only possible by such a method. Shoulders may also be used; this does not apply to autobahns.

(7) Anyone who indicates his intention to turn to the left and is properly in a position to turn left, shall be passed to the right. Rail vehicles must be passed to the right. Only those who are unable to do so because the rails are too far to the right may pass to the left. Where the traffic is traveling in one direction on the roadway, rail vehicles may also be passed to the left.

(8) If sufficient space is available, bicyclists and operators of motorbikes who are waiting in the right lane may pass vehicles on the right at a moderate speed and with special caution.

SECTION 6. DRIVING PAST

A driver who wants to pass to the left a spot where the road narrows, an obstacle on the roadway, or a standing vehicle, must yield to oncoming traffic; sentence 1 does not apply if traffic signs indicate a different priority rule (signs 208 and 308). If he must pull out, he should observe the traffic that follows and indicate his intention to pull out or to pull in again in the same way as if he were passing.

SECTION 7. USE OF TRAFFIC LANES BY MOTOR VEHICLES

(1) On roads with several traffic lanes in one direction, vehicles may deviate from the rule to keep to the right if traffic density justifies (sec 2, para (2)) such action. A lane of traffic is a segment of a road which a vehicle with more than two wheels needs for unobstructed driving.

(2) If traffic is heavy such that a line of cars has developed on the lanes in one direction, faster driving on the right than on the left is permitted.

(2a) If on the one-direction road a line of cars is waiting or slowly moving in the left lane, they may be passed on the right by vehicles at a slightly higher speed and with utmost caution.

(3) Within built-up areas -except on autobahns (sign 330.1) - motor vehicles with an authorized total weight up to 3.5 tons may freely choose lanes on roads which have more than one lane in a direction (sign 296 or 340). This applies even if the conditions of paragraph (1), first sentence, do not exist. When those conditions exist, faster driving on the right is permitted.

(3a) If on a roadway a total of three or five lanes are marked by lane lines for both directions (sign 340) the center lane may not be used for passing. Vehicles intending to turn left may get into the center lane.

(3b) On roadways for both directions with four lanes marked by lane lines (sign 340) the two left lanes in the respective driving direction are exclusively reserved for oncoming traffic; they may not be used for passing. The same applies to six-lane roadways for the three left lanes in the respective driving direction.

(3c) If outside built-up areas three or more lanes are marked with sign 340 for one direction, vehicles may, in deviation from the general rule to keep as far to the right as possible, drive permanently on the center lane where –even if it is now and then – a vehicle stops or drives to the right of that lane. Trucks with a permissible total weight exceeding 3.5 tons as well as all vehicles with trailers may only use the left lane outside built-up areas if they get into that lane to turn left.

(4) If on roads with more than one lane in the same direction the use of a lane is not possible or in the case of one lane ending, the vehicles which are prevented from continuing shall be permitted to change over to the neighboring lane directly where the road narrows in such a way that every second car in the lane which continues must allow merger of one vehicle in the lane which does not continue (zipper method).

(5) In all cases changing of lanes is only permitted if no danger is thereby created to other traffic participants. Every change of lanes must be clearly indicated in time by using the direction indicators.

SECTION 7A. OFFGOING LANES, LANES TO MERGE INTO TRAFFIC, LANES TO FILE OUT OF TRAFFIC

(1) If lanes, in particular on autobahns and motorways, go off of the continuing roadway, vehicles pulling out may from the beginning of a wide lane line and to the right of that line drive faster than on the continuing roadway.

(2) On autobahns and other roads outside built-up areas vehicles may drive faster on the lanes merging into traffic than on the continuing lanes.

(3) When using lanes to exit the continuing roadway vehicles may not drive faster than on the continuing lanes. If traffic stops or has come to a halt on the continuing lanes, a vehicle using the exit lane may drive past at moderate speed and very carefully.

SECTION 8. RIGHT-OF-WAY

(1) Anyone coming from the right has the right-of-way at road intersections and junctions. This does not apply—

1. If the right-of-way is specially regulated by traffic signs (sign 205, 206, 301, or 306), or

2. To vehicles that enter from a field path or forest road and turn into another road.

(1a) If at the point of entry to a traffic circle, sign 215 (traffic circle) is placed below sign 205 (yield right of way) the traffic on the circle lane has right of way. When entering such a traffic circle using of the direction indicator is not permissible.

(2) Whoever must observe the right-of-way must indicate in time by his driving, especially by moderate speed, that he will wait. He may continue to drive only if he can clearly see that he neither endangers nor substantially impedes the driver who has the right-of-way. If he is unable to see, because his vision of the road is obstructed, he may inch his way into an intersection or junction until he has clear vision. If the driver who has the right-of-way turns into the road where the driver obligated to wait is waiting, the waiting driver may not substantially impede him.

(3) (Deleted)

SECTION 9. TURNING, TURNING AROUND, AND BACKING UP

(1) Anyone who wants to turn to any other direction must clearly indicate his intention in time by using the direction indicators. Whoever wants to turn to the right must drive his vehicle to the right as far as possible; whoever wants to turn to the left must drive to the middle and where the traffic is traveling in one direction on the roadway he must move to the left as far as possible and in time. Whoever wants to turn to the left may drive on rails running parallel to the road only if he does not impede a rail vehicle. Before moving into the correct position and once more before turning, attention should be paid to the traffic that follows; this is not necessary before turning if traffic that follows cannot be possibly endangered.

(2) Cyclists who want to turn left do not have to get into position on the left hand side if they intend to cross the roadway from its right edge behind the intersection or junction. When crossing the roadway, they must watch vehicle traffic from both directions. When using a bicycle traffic marking to turn, the bicycle marking must be followed in the intersection and junction area.

(3) Whoever intends to turn (across the traffic flow) must allow oncoming vehicles to pass including rail vehicles, bicycles with auxiliary motor and cyclists even if they travel in the same direction on the roadway or at the side of the road. This also applies to scheduled buses and other vehicles using specially marked traffic lanes. The driver who turns must pay special attention to pedestrians, and if necessary, he must wait.

(4) Anyone who wants to turn to the left must allow oncoming vehicles, which want to turn to the right, to turn first. Drivers of oncoming vehicles who both want to turn left must turn in front of each other unless the traffic situation or the design of the intersection requires the vehicles to turn only after they have driven past each other.

(5) When turning into real estate, turning around, and backing up, the driver must ensure that other road users cannot possibly be endangered; if necessary, he should allow himself to be directed.

SECTION 9A. (RESCINDED)

SECTION 10. ENTERING AND PULLING AWAY

Anyone who wants to enter a road from real estate, from a pedestrian zone (signs 242.1 and 242.2), from a pedestrian priority area (signs 325.1 and 325.2), or to turn into the roadway from other parts of the road or over a descending curbstone, or wants to pull away from the curb of the roadway must do this in such a way that a danger to other traffic participants is precluded; if necessary, he should allow himself to be directed. He must clearly indicate his intention in time by using the direction indicators. In situations requiring clarification sign 205 may be erected.

SECTION 11. SPECIAL TRAFFIC SITUATIONS

(1) If there is a traffic jam, no one may drive into the intersection or junction, despite the right-of-way or a green traffic light, if he would have to wait there.

(2) If traffic stops on autobahns or roads outside built-up areas with at least two lanes in each direction, drivers must move to form a free lane in the center of the roadway; or in case of roads with three lanes for each direction, between the left and the center lane to let police and rescue vehicles pass.

(3) A driver who may continue to drive pursuant to the traffic regulations or has priority must waive his right to drive if the traffic situation requires; a person without the right-of-way may not rely on such a waiver unless he has reached an understanding with the driver who has waived his right.

SECTION 12. STOPPING AND PARKING

(1) Stopping is not permitted—

1. At places where the road narrows and the view is obstructed.

2. In sharp curves.

3. On lanes merging into traffic and lanes filing out of traffic.

4. On railroad crossings.

5. In front of and on officially marked fire department driveways.

(2) Leaving the vehicle or stopping for more than three minutes is considered parking.

(3) Parking is not permitted—

1. In front of and behind road intersections and junctions at a distance of 5 m or less from the intersection of the edges of the roadways,

2. If it prevents the use of marked parking areas,

3. In front of entrances to and exits from real property, on narrow roadways also opposite them,

4. On top of manhole covers and other covers where parking on sidewalks is permitted by sign 315 or a parking surface marking (annex 2, serial number 74),

5. In front of lowered curbs.

(3a) Regular parking of motor vehicles with an authorized total weight over 7.5t as well as motor vehicle trailers in excess of 2t authorized total weight is prohibited within built-up areas—

1. In areas which are purely or generally residential.

2. In special areas serving recreational purposes.

3. In health resorts.

4. In hospital areas

during the period between 2200 hours and 0600 hours as well as on Sundays and holidays.

This does not apply to parking lots designated as such or to the parking of scheduled buses at terminal stations.

(3b) Parking of motor vehicle trailers without the drawing vehicle is permitted no longer than two weeks. This does not apply to parking lots marked accordingly.

(4) The right shoulder, this also includes parking lines marked along the roadway, shall be used for parking, if it is sufficiently firm, otherwise the vehicle shall drive to the right edge of the roadway. This generally applies also to the driver who wants to stop only; in any case he must remain on the right side of the shoulder or on the right-hand edge of the roadway. If the traffic situation permits, taxis may stop beside other vehicles stopped or parked on the shoulder or at the

right-hand edge of the roadway to allow passengers to enter or alight. If there are rails on the right side or the street is one way (sign 220), he may stop and park on the left side. Stopping is prohibited in the driving area of railway vehicles.

(4a) If parking on the sidewalk is permitted, only the right sidewalk, in one-way streets the right or left sidewalk shall be used.

(4b) (Deleted)

(5) Whoever reaches a parking space first has priority; such priority continues to exist when the authorized person is driving past the parking space to back up, or if he is making additional driving movements to turn into the parking space. Sentence 1 applies accordingly to motor vehicle drivers who are waiting at a parking space becoming available.

(6) Parking should be done in a way that parking space is conserved; this also applies in general to vehicles which stop.

SECTION 13. PARKING TIME MONITORING DEVICES

(1) Parking at parking meters during the authorized parking time is permitted only while the meter is running, and at automatic parking ticket dispensers only if in possession of a parking ticket which must be displayed legibly on or in the vehicle. If a parking meter or an automatic parking ticket dispenser is out of order parking is permitted only up to the maximum parking time indicated. In this case the parking disk shall be used (para (2), sent 1, no. 2). The parking time may be restricted to certain hours or days.

(2) If by a supplemental sign use of a parking disk clock (picture 318) is prescribed for a "restricted no stopping" zone (signs 290.1 and 290.2) or for a managed parking area (sign 314.1 and 314.2) or where signs 314 or 315 are put up, stopping and parking is permitted only—

1. For the time indicated on the supplemental sign, and

2. If the vehicle has a parking disk clock that can be clearly read from outside and if the indicator of the disk points to the line marking that half hour which follows the time the car was stopped.

Where parking meters or automatic parking ticket dispensers are set up in a "Restricted No Stopping" zone or a managed parking area, their regulations apply. Otherwise regulations on prohibitions to stop or park shall remain unaffected.

(3) The devices for the monitoring of parking time designated in paragraphs (1) and (2) will not be operated if payment of parking fees and monitoring of parking time may also be performed by electronic equipment or devices, in particular pocket parking meters or mobile telephones. Sentence 1 does not apply if the electronic equipment or devices mentioned there are out of operation.

(4) Parking time monitoring equipment and devices need not be operated for the purpose of—

1. Entering and alighting.

2. Loading and unloading.

SECTION 14. DUTY TO EXERCISE CARE WHEN ENTERING AND ALIGHTING

(1) Anyone who enters or alights must so conduct him-self that other traffic participants are not endangered.

(2) If the driver leaves his vehicle, he shall take the necessary measures to avoid accidents and disturbances of traffic. Motor vehicles shall also be secured against unauthorized use.

SECTION 15. VEHICLES IMMOBILIZED ON THE ROAD

If a vehicle with more than two wheels is immobilized at a place where it cannot be recognized as a motionless obstacle in time, a warning blinking light shall be switched on immediately. Then a warning sign conspicuously visible shall be set up at a sufficient distance, i.e., in case of fast traffic at a distance of about 100 m; prescribed safety devices such as warning triangles shall be used. In addition, the provisions concerning the lighting of stopped vehicles are applicable.

SECTION 15A. TOWING OF VEHICLES

(1) When a vehicle which became disabled on the autobahn is towed off, the autobahn (sign 330.1) must be left at the next exit.

(2) When a vehicle disabled on a street other than the autobahn is towed off, entering the autobahn is prohibited.

(3) While the vehicle is towed off the warning blinking lights of both vehicles must be switched on.

(4) Motorcycles may not be towed off.

SECTION 16. WARNING SIGNS

(1) Sound and light signals may be given only by a driver who—

1. Passes another vehicle outside built-up areas (sec 5, para (5)), or

2. Sees himself or others to be in danger.

(2) The driver of a scheduled bus or of a marked school bus shall switch on the warning blinking lights when approaching a bus stop and while passengers enter or alight, if such conduct is ordered by the road traffic authority for certain bus stops. Except in the case of vehicles being immobilized on the road (sec 15) and being towed off (sec 15a), warning blinking light may be switched on only by a person who endangers other persons with his vehicle or who wants to warn others of dangers, for example when approaching a traffic jam or in case of extremely low speed on autobahns and other roads where vehicles normally drive at a high speed.

(3) Sound signals may not consist of a sequence of different high sounds.

SECTION 17. LIGHTING

(1) From the onset of darkness, during darkness, or if visibility conditions so require, the lighting devices prescribed shall be used. The lighting devices may neither be covered nor be dirty.

(2) Driving only with parking lights is not permitted. On roads with sufficient lighting throughout, driving with high beams is not permitted. The lights must be dimmed in time if a vehicle is approaching, if a vehicle precedes at a short distance, or if safety of traffic on or beside the road so requires. If necessary, speed should be reduced appropriately.

(2a) Motorcycles must switch on the low beam light also during daytime.

(3) If fog, snowfall, or rain substantially obstructs visibility, lights should be dimmed also during daytime. Fog lamps may be switched on only during such weather conditions. If two fog lamps are switched on, the additional use of the parking lights instead of the low beam light is sufficient. Motorcycles without sidecars may use fog lights only. Fog taillights may be used only if visibility is less than 50 m due to fog.

(4) Stopped vehicles shall be illuminated with their own light sources outside built-up areas. Within built-up areas it is sufficient to illuminate the side of the vehicle that is exposed to the roadway either by parking lights or in any other permissible way; if the streetlights make the vehicle clearly visible at a sufficient distance, such illumination is not necessary. Vehicles with a permissible total weight over 3.5 t and trailers which stop on the roadway, -with the exception of passenger cars- must always be illuminated by their own light source or be made recognizable by other permitted lighting equipment within built-up areas. Vehicles which may be removed from the roadway without any difficulty, such as motorcycles, bicycles with auxiliary motors, bicycles, invalid chairs, one-axle tractors, one-axle trailers, carts or carriages not horse-drawn may not be left there without illumination.

(4a) As far as deviation is made from the general lighting requirements for military vehicles, yellow-red retro-reflecting warning plaques or safety means of equal effectiveness shall be used. Moreover, these means may be utilized in addition to normal lighting on these vehicles.

(5) If pedestrians guide one-axle tractors or working machines by the handles or handcarts, at least one lamp with a non-blinding white light that is clearly recognizable from the front and rear shall be attached to the left side or be carried by hand.

(6) Searchlights may be used for a short time only and not for the purpose of illuminating the roadway.

SECTION 18. AUTOBAHNS AND ROADS RESERVED FOR MOTOR VEHICLES

(1) Autobahns (sign 330.1) and roads for motor vehicles (*Kraftfahrstraßen)* (sign 331.1) may be used only by motor vehicles with a maximum speed of more than 60 km per hour due to their type of construction; if trailers are attached, the same provision applies. The vehicle and load together must not be higher than 4 m and not wider than 2.55 m. The width of refrigerated trucks may not exceed 2.6 meters.

(2) Vehicles may enter autobahns only at access roads that are marked (sign 330.1), and they may enter roads reserved for motor vehicles at intersections or junctions.

(3) Traffic on a thoroughfare has the right-of-way.

(4) (Deleted)

(5) On autobahns vehicles may drive faster than 50 km per hour within built-up areas. The maximum speed under most favorable circumstances as well as outside built-up areas on roads reserved for motor vehicles with lanes for one direction which are separated by center strips or other constructions is—

1. 80 km per hour for motor vehicles with an authorized total weight of more than 3.5 tons with the exception of passenger cars, for passenger cars with trailers, trucks with trailers and tractors with trailers, and mobile homes with trailers as well as for buses without trailers or with luggage trailers.

2. 60 km per hour for motorcycles with trailers and self-propelled working machines with trailers, for tractors with two trailers as well as for buses with trailers or passengers for whom seats are not available.

3. 100 km per hour for motorbuses without a trailer that—

a. According to the entry in part I of the vehicle registration certificate, are registered to drive at a maximum speed of 100 km per hour.

b. Are designed to transport mainly seated passengers and the passenger seats are designed for travelling,

c. Have seats and places for wheel chairs equipped with safety belts if people in a wheel chair are transported on them,

d. Are equipped with a speed limiting device, which is set to a maximum speed of 100 km per hour (Vset),

e. Are in accordance with the provisions of Directive 2001/85/EG of the European Parliament and the Council of 20 November 2001 concerning special provisions on vehicles for the transportation of passengers with more than eight seats, except for the driver's seat and regarding the amendment of the directives 70/156/EEC and 97/27/EC (Official Journal EC 2002 no. 42, page 1) in the version applicable at the time the motor bus is registered for the first time, and

f. Are not equipped with retreaded tires on the front steering axle,

or for motor buses registered in non-EU member states or in countries that are members of the European Economic Area, if an official German language confirmation on the compliance with the above stated provisions and on the performance of annual inspections at least as stipulated in Council Directive 96/96EC of 20 December 1996 concerning the approximation of legislation of the member states on the technical inspection of motor vehicles and motor vehicle trailers (Official Journal EC 1997, no. L 46, page 1) as amended, issued by the registering authorities is presented.

(6) Whoever is driving on the autobahn with low beam lights need not adjust his speed to the reach of the low beam lights if the—

1. Taillights of the preceding motor vehicle are clearly recognizable and a sufficient distance is maintained between the vehicles.

2. Roadway is recognizable by guiding devices with reflectors, and obstacles thereon are recognizable in time together with other light sources.

(7) Turning around and backing up are prohibited.

(8) Stopping -also on road shoulders- is prohibited.

(9) Pedestrians may not enter the autobahns. They may cross roads reserved for motor vehicles at intersections, at junctions, and at other places provided for this purpose. Any other entry is prohibited.

(10) Leaving the autobahn is allowed only at places that are marked by the exit sign (sign 332) and by the arrow sign (sign 333) or by any one of these signs. The exit from roads reserved for motor vehicles is permitted only at intersections or junctions.

(11) Trucks with a permissible total weight exceeding 7.5 tons including their trailers, as well as tractors may not drive on the far left lane of the autobahn if visibility is 50 meters or less due to heavy snowfall or rain, as well as in case of snow-covered or icy roads.

SECTION 19. RAILROAD CROSSINGS

(1) Rail vehicles have priority at railroad crossings—

1. Marked by the warning cross (sign 201).

2. Over foot-, field-, forest- or cycle-paths.

3. In harbor and industrial areas if the warning cross with the supplemental sign “harbor area, rail vehicles have priority” or “industrial area, rail vehicles have priority” is set up at the entrances. Vehicle operators may not pass motor vehicles at railroad crossings (signs 151, 156 up to and including the intersection area of railroad and road).

Vehicles in road traffic may approach such railroad crossings only at a moderate speed.

(2) Vehicles must wait in front of the warning cross and pedestrians must wait at a secure distance in front of the railroad crossing, if—

1. A rail vehicle approaches.

2. Red blinking light or yellow or red light signals are given.

3. The railway gates are being lowered or are closed,

4. A railway official gives the stop sign, or

5. An audible signal like a whistle blast of the approaching train sounds.

If the red blinking light or the red light signal is shaped like an arrow, only drivers who want to turn in the direction of the arrow must wait. A bell may indicate that the railway gates are being lowered.

(3) If the railroad crossing, due to road traffic, cannot be crossed expeditiously and without delay, a stop should be made in front of the warning cross.

(4) Whoever uses foot-, field-, forest- or cycle paths must cross accordingly at railroad crossings not marked by a warning cross.

(5) At railroad crossings where rail vehicles have no priority, a stop shall be made at a secure distance if a railroad official gives a stop sign with a white-red-white flag or with a red lamp. If yellow or red light signals are given, section 37, paragraph (2), number 1, applies accordingly.

(6) The lights of waiting motor vehicles must not blind others.

SECTION 20. PUBLIC MEANS OF TRANSPORTATION AND SCHOOL BUSES

(1) Scheduled buses, streetcars and marked school buses which stop at stopping places (sign 224) may only be passed with care, also by oncoming traffic.

(2) If passengers enter or alight vehicles may pass to the right only at walking paces and only at such a distance that passengers are not endangered, nor may they be impeded. If necessary, the driver of the vehicle must wait.

(3) Scheduled buses and marked school buses approaching a bus stop (sign 224) with the warning blinking light switched on may not be passed.

(4) Scheduled buses and marked school buses which stop at bus stops (sign 224) with the warning blinking lights switched on may only be passed at walking pace and only at such a distance that passengers are not endangered. Walking pace also applies to oncoming traffic on the same roadway. Passengers may not be impeded. If necessary, the driver of the vehicle must wait.

(5) Scheduled buses and school buses shall be given the opportunity to depart from marked stops. If necessary, other vehicles must wait.

(6) Persons who want to use public transportation must wait on sidewalks, shoulders or a stop island, otherwise at the edge of the roadway.

SECTION 21. TRANSPORTATION OF PERSONS

(1) The number of passengers transported in motor vehicles may not exceed the number of seats equipped with safety belts. In deviation from sentence 1, the number of passengers transported in motor vehicles for which safety belts are not prescribed for all seats may be equivalent to the seats available. Sentences 1 and 2 do not apply to motor buses which may transport standing passengers. It is forbidden to take persons along—

1. On motorcycles without a special seat.

2. On tractors without a suitable seating accommodation.

3. In campers drawn by motor vehicles as trailers.

(1a) Children under 12 years of age who are smaller than 150 cm may only travel in vehicles on seats for which seatbelts are required if restraining devices for children are used, which meet the requirements stipulated in Article 2, paragraph 1, letter c, of Council Directive 91/671/EEC of 16 December 1991 concerning the mandatory use of safety belts and child restraining devices in motor vehicles (Official Journal EC No. L 373 p. 26), revised by Article 1, number 3, of Directive 2003/20/EC of the European Parliament and the Council of 8 April 2003 (Official Journal EU No. L 115 p. 63), and which are suitable for the child. In deviation from sentence 1—

1. Sentence 1 shall not be applied in motor buses with a permissible overall mass exceeding 3.5 tons,

2. Children who have reached 3 years of age may be secured on back seats with the prescribed safety belts, if, due to the securing of other children with child restraining devices, it is not possible to fasten more restraining devices for children,

3. There is—

a) In case of traffic with taxis,

b) In case of other traffic with passenger cars, if there is a duty to transport passengers under section 22 of the Law on the Transportation of Passengers,

a limit of two children weighing more than 9 kilos who must be secured on backseats with officially approved and suitable restraining devices, with the requirement that at least one child with a weight between 9 and 18 kilos can be secured; this exception does not apply when children are transported on a regular basis.

(1b) Children under the age of three may not be transported in motor vehicles which are not equipped with safety belts. Children from the age of 3 who are under 150 cm tall must be transported on the back seat in such vehicles. Sentences 1 and 2 do not apply to motor buses.

(2) It is prohibited to transport people on the loading area or loading space of motor vehicles. This does not apply if the persons transported on the loading area or loading space have to carry out necessary work in those areas. The prohibition is also not applicable for the transportation of construction site crews within the perimeters of the construction site. No one may be transported on the loading area or the loading space of trailers. However, persons may be transported if there is a possibility to sit on the loading area of trailers used for agricultural or forestry purposes. Standing during the ride is prohibited unless this is required for the purpose of accompanying the load or if work must be accomplished on the loading area.

(3) Persons of at least 16 years of age may transport on bicycles children who are up to 7 years old only if special seats are available for the children and if wheel casings or similar protective measures guarantee that the feet of the children cannot be caught in the spokes. Two children at a maximum who are up to 7 years old may be transported in trailers designed for the transportation of children behind bicycles by persons who are at least 16 years old. The age limitation of 7 years does not apply for the transportation of a handicapped child.

SECTION 21A. SAFETY BELTS, PROTECTIVE HELMETS

(1) Prescribed safety belts must be fastened while driving. This does not apply to—

1. Taxi drivers and drivers of hired cars transporting passengers.

2. Drivers of house-to-house delivery vehicles who must routinely leave their vehicle in short intervals within their service or delivery district.

3. Drivers traveling at a slow speed, such as backing, or driving on parking lots.

4. Rides in motorbuses for which transportation of standing passengers is permitted.

5. Operating personnel in motorbuses and the accompanying personnel of persons needing special care during performance of their services if it requires to leave the seat.

6. Passengers in motorbuses with an authorized total mass of 3.5 tons when leaving their seats for a short period of time.

(2) Operators of motorcycles or open three- or multiple-wheel motor vehicles with a maximum speed of more than 20 km per hour due to their design, or persons riding in such vehicles as passengers must wear a suitable protective helmet. This does not apply if mandatory safety belts are used.

SECTION 22. LOAD

(1) The load, including the devices to secure the load as well as loading equipment must be stowed and secured in such a way that even in case of a full braking or sudden swerving they cannot shift, fall over, roll back and forth, fall off, or cause avoidable noise. The state of the art rules shall be observed.

(2) Vehicle and load together must not be higher than 4 m and not wider than 2.55 m. Vehicles that are used for agricultural or forestry purposes may, if they are loaded with agricultural or forestry products or working equipment, not be wider than 3 m, including the load. If they are loaded with agricultural or forestry products they may not be higher than 4 m, including the load. The width of refrigerated trucks may not exceed 2.6 meters.

(3) Up to a height of 2.5 m the load may not project beyond the front of the vehicle and in case of a combination of vehicles, not beyond the towing vehicle. Otherwise the load may project up to 50 cm beyond the front of the vehicle and, in case of a combination of vehicles, up to 50 cm beyond the towing vehicle.

(4) The load may project beyond the rear up to 1.5 m, however, if a load is transported over a distance up to 100 km it may project up to 3 m; distances outside the territorial scope of this ordinance are not considered. Vehicles or a combination of vehicles, including the load, may not be longer than 20.75 m. If the extreme end of the load projects more than 1 m beyond the taillight of the vehicle, it is to be made recognizable at least by a—

1. Light red flag not less than 30 x 30 cm held and extended by a crossbar.

2. Light red sign of the same size hung up and swinging diagonally to the driving direction.

3. Vertically attached cylindrical fixture of the same color and height with a diameter of at least 35 cm.

These means of safety must not be mounted higher than 1.5 m above the roadway. If necessary (sec 17, para (1)), at least one lamp with a red light shall be attached at the same place, and in addition a red taillight not higher than 90 cm.

(5) If the load at the sides projects more than 40 cm beyond the lights of the vehicle, or in case of motor vehicles, beyond the extreme edge of the light emitting surface of the rim of the clearance lights or taillights, the load shall be made recognizable, if necessary (sec 17, para (1)), i.e., at the sides at least 40 cm from its edge and at most 1.5 m above the road to the front by a lamp with a white light and to the rear by a lamp with red light. Individual bars or poles, horizontally placed sheets, and other objects that cannot be easily recognized must not project at the sides.

SECTION 23. OTHER DUTIES OF THE DRIVER OF A VEHICLE

(1) The driver of a vehicle is responsible to ensure that his view and hearing are not impaired by the passengers in the vehicle, animals, load, equipment, or condition of the vehicle. He must make sure that the vehicle, combination of vehicles, the team of animals, as well as the load and the passengers are in accordance with regulations and that the traffic safety of the vehicle is not impaired because of the load or the passengers. He also must take care that the prescribed license plates are always clearly legible. Prescribed lighting devices must also be available and be ready for operation during daytime for motor vehicles and bicycles; in other cases only if it is expected that the vehicle would remain in traffic when lighting is required (sec 17, para (1)).

(1a) The vehicle operator is prohibited from using a mobile phone or car phone if he picks up or holds the receiver of the car phone for that purpose. This does not apply if the vehicle stops and if the motor of the vehicle is turned off.

(1b) The operator of a vehicle is not authorized to operate, or carry along ready for operation, a technical device whose purpose it is to warn about or interfere with traffic monitoring measures. This applies in particular to devices interfering with or warning about speed controls (radar warning or laser jamming devices).

(2) The driver of the vehicle must remove his vehicle, a combination of vehicles, or team of animals from traffic by the shortest route if deficiencies en route considerably affecting traffic safety are not immediately correctable. However, motorcycles and bicycles may be pushed in such a situation.

(3) Bicyclists and drivers of motorcycles must not hold on to other vehicles. They may not ride free handed. The feet may be taken off from the pedals or foot rests only if the road condition so requires.

SECTION 24. SPECIFIC MEANS OF CONVEYANCE

(1) Wheelchairs and hand-propelled wheelchairs, toboggan sleds, baby carriages, scooters, children's bicycles, inline skates, roller skates and similar non-motorized devices are not considered vehicles within the meaning of this Ordinance. For the use of these devices in traffic the regulations for pedestrian traffic apply accordingly.

(2) Invalid chairs or wheelchairs other than those mentioned in paragraph (1) may be used in areas where pedestrians are permitted, however, only at a walking pace.

SECTION 25. PEDESTRIANS

(1) Pedestrians must use the sidewalks. On streets without sidewalks and without shoulders, pedestrians may use the roadway. If they use the roadway, they must walk at the right or left edge of the roadway within built-up areas; outside built-up areas they must walk at the left edge of the roadway if this is at all possible. In case of darkness or poor visibility or if the traffic situation so demands, they must walk in file one behind the other.

(2) Pedestrians taking along vehicles or bulky objects must use the roadway if they would considerably impede the other pedestrians on the sidewalk or on the shoulders. If pedestrians taking along vehicles use the roadway, they must walk at the right edge of the roadway; before turning to the left, they are not allowed to assume a position at the left.

(3) Pedestrians shall cross roadways expeditiously by the shortest route perpendicular to the driving direction and pay attention to road traffic, and if the traffic situation so demands, they may cross only at intersections or junctions, at signal

devices within the markings, or on pedestrian crosswalks (sign 293). If the roadway is crossed at intersections or junctions, existing pedestrian crosswalks or markings at light signal devices shall always be used.

(4) Pedestrians may not climb over road barriers, such as fences made of bars or chain links. Barrier gates (sec 43) prohibit entry into blocked roads.

(5) Track systems not serving general public road traffic must be entered only at places provided for this purpose.

SECTION 26. PEDESTRIAN CROSSWALKS

(1) At pedestrian crosswalks, vehicles, with the exception of rail vehicles, shall allow pedestrians as well as users of invalid chairs or wheelchairs to cross the roadway when they have clearly indicated their intention. Then vehicles shall approach at a moderate speed; if necessary, they must wait.

(2) If traffic becomes congested, vehicles may not drive on to the crosswalk if they would have to wait there.

(3) At crosswalks passing is prohibited.

(4) If the markings are found on cycle paths or other parts of the road, these provisions are analogously applicable.

SECTION 27. FORMATIONS

(1) The traffic regulations and directives existing generally and uniformly for traffic apply correspondingly to closed formations. More than 15 bicyclists may ride in a closed formation. Then they may ride two abreast on the roadway. Groups of children and youth groups must use the sidewalk as far as this is possible.

(2) Closed formations, funeral processions, and parades must at adequate distances leave space for other traffic if their length so requires; at other places they may not be broken by traffic.

(3) A formation is closed if its character is clearly noticeable to other road users. In motor vehicle formations all vehicles must be individually marked as belonging to the formation.

(4) The outline of closed formations either on horseback or walking must, if necessary (sec 17, para (1)), be made recognizable at least to the front by non-blinding lamps with white lights, and to the rear by lamps with red light or yellow blinking light. If such a formation is divided into several, distinctly separated groups, each one must be marked in this way. The formations need not have their own lighting if they are otherwise sufficiently illuminated.

(5) The leader of the formation must make sure that the provisions applicable to closed formations are observed.

(6) Cadence marching is not allowed on bridges.

SECTION 28. ANIMALS

(1) Domestic animals that may endanger traffic shall be kept away from the road. They are permitted there only if escorted by persons who are able to control them to the necessary degree. It is forbidden to lead animals from motor vehicles. Bicyclists may only lead dogs.

(2) The traffic regulations and directives existing generally and uniformly for traffic are analogously applicable to riders, persons leading horses, as well as to drovers and herdsmen. Minimum lighting is required as follows: When—

1. Driving cattle, a non-blinding lamp with a white light at the front and a lamp with a red light at the rear.

2. Leading just one big animal or livestock, a non-blinding lamp with a white light shall be carried on the left side so that it is clearly visible at the front and the rear.

SECTION 29. EXCESSIVE USE OF THE ROAD

(1) Races with motor vehicles are prohibited.

(2) Events that cause the roads to be used above the normal degree require permission. This is the case when the use of the road for traffic is restricted, because of the number or the conduct of the participants in the event or the manner in which participating vehicles are operated; motor vehicles in a closed formation are deemed to place a greater demand on the road than normal traffic. The organizer shall make sure that the traffic regulations as well as other conditions and requirements are followed.

(3) Permission is required for the operation of vehicles and a combination of vehicles if their measurements, axle load, or total weight actually exceed the generally authorized legal limits. This also applies to traffic with vehicles if their construction does not allow the driver sufficient visibility.

SECTION 30. ENVIRONMENTAL PROTECTION AND PROHIBITION TO DRIVE ON SUNDAYS

(1) When using vehicles, undue noise and avoidable pollution by exhaust gas is forbidden. Especially prohibited is the unnecessary running of motors and shutting doors with excessive noise. Purposely driving back and forth is prohibited within built-up areas, if others are inconvenienced thereby.

(2) Events with motor vehicles require permission if they might disturb the night rest.

(3) Trucks with an authorized total weight of more than 7.5 tons as well as trailers hitched to trucks may not be driven on Sundays and legal holidays between 0000 hours and 2200 hours. The prohibition does not apply to—

1. Combined railroad freight traffic from the dispatcher to the nearest, suitable unloading station or from the nearest suitable unloading station to the recipient, however, only up to a distance of 200 km.

1a. Combined harbor-road freight traffic between loading or unloading place and a harbor located within a circumference of 150 km at maximum (to or from the harbor).

2. Transport of—

a. Fresh milk and fresh milk products.

b. Fresh meat and fresh meat products.

c. Fresh fish, living fish and fresh fish products.

d. Perishable fruit and vegetables.

3. Unloaded trips which are in connection with trips according to number 2.

4. Trips with vehicles which are used pursuant to the Federal Requisitioning Law. The requisition order must be carried along and be presented for examination to competent persons upon request.

(4) Holidays within the meaning of paragraph (3) are—

New Year's Day
Good Friday
Easter Monday
Labor Day (1 May)
Ascension Day
Whit Monday
Corpus Christi Day (however, only in Baden-Württemberg, Bavaria, Hesse, North Rhine-Westphalia, Rhineland-Palatinate, and Saarland)
Day of German Unity (3 October),
Reformation Day (31 October) (however, only in Brandenburg, Mecklenburg-Vorpommern, Saxony, Saxony-Anhalt, and Thuringia)
All Saints (1 November) (only in Baden-Württemberg, Bavaria, North Rhine-Westphalia, Rhineland-Palatinate, and Saarland)
1st and 2d Christmas Day.

SECTION 31. SPORTS AND GAMES

(1) Sports and games on the roadway, on road shoulders and bicycle paths are not permitted. Sentence 1 does not apply if this is indicated by a supplemental sign depicting the permitted type of sport or game.

(2) The supplemental sign

indicates that inline-skating and roller-skating are permitted. The supplemental sign may also be installed without any other sign. Where this is the case, inline-skaters or roller-skaters shall move in travelling direction on the right hand side of the roadway, very carefully and with particular consideration of other road users and they must allow vehicles to pass.

SECTION 32. OBSTRUCTIONS TO TRAFFIC

(1) It is forbidden to make the road wet or dirty, to litter it, or to bring or leave objects on the road if traffic may be thereby endangered or aggravated. A person who is responsible for creating such traffic obstructing conditions shall immediately clear them and shall, until this is done, mark them sufficiently. Traffic obstructions shall, if necessary (sec 17, para (1)), be illuminated with their own light sources or be marked by other permitted light-technical devices.

(2) Scythes, mowing blades, or similarly dangerous tools shall be effectively encased.

SECTION 33. IMPAIRMENT OF TRAFFIC

(1) It is prohibited to—

1. Use loudspeakers.

2. Peddle any goods and services on the road.

3. Display any kind of advertising and propaganda by means of pictures, writing, light, or sound outside built-up areas if road users are thereby molested or distracted in a manner endangering or aggravating traffic. Also, traffic outside built-up areas may not be impaired by advertising and propaganda inside built-up areas.

(2) Devices that are similar to signs or traffic devices (secs 36 through 43), which may be mistaken for them or could impair their effect, may not be erected or otherwise used where they may affect traffic. Advertising and propaganda in connection with traffic signs and traffic devices shall not be permissible.

(3) Exempted from the prohibitions of paragraph (1), sentence 1, number 3, and paragraph (2), sentence 2, is information placed on direction signs for service areas along the autobahns and for *Autohöfe* regarding services which are directly tailored to the needs of road users on the autobahns.

SECTION 34. ACCIDENTS

(1) After a traffic accident, every person involved must—

1. Stop immediately.

2. Take steps to provide for traffic safety, and in the case of minor damage, remove his vehicle to the side of the road without delay.

3. Ascertain the extent of damage.

4. Assist injured persons (sec 323c of the Criminal Code (*Strafgesetzbuch*)).

5. With respect to others involved and injured in the accident and present at the scene—

a. Indicate that he is involved in the accident.

b. Upon request give his name and address, show his driver's license and vehicle registration certificate and furnish information about his liability insurance to the best of his knowledge—

6. Remain at the scene of the accident—

a. until those persons involved or injured have had the opportunity by his presence to determine his identity, his vehicle, and the nature of his involvement.

b. for a period of time, which is reasonable under the circumstances, and leave behind at the scene his name and address if no one is available to make the above factual determinations.

7. Make possible subsequent determinations of information without delay in case he is justified or excused to leave the scene or leaves after the waiting time (6b above) has expired. In this case he must at least inform one of the entitled persons (6a above), or a closely located police station, that he was involved in the accident, give his address, residence and his license plate number and the location of his vehicle and keep it available for immediate determination for a reasonable period of time.

(2) A person involved in an accident is anyone whose conduct may under the circumstances, have contributed to the accident.

(3) Evidence of the accident may not be removed until the necessary factual determinations have been made.

SECTION 35. SPECIAL PRIVILEGES

(1) The Federal Armed Forces, the Federal Police, the Fire Brigade, Disaster Services, the Police, and the Customs Service shall be exempt from the provisions of this Ordinance in so far as it is urgently required for the execution of their sovereign tasks.

(1a) Paragraph (1) shall apply accordingly for foreign officers, who on the basis of international agreements have the right to hot pursuit or observation within Germany.

(2) However, these organizations shall also be required to obtain permission under the conditions of paragraph (1) above—

1. If they intend to drive more than 30 motor vehicles in convoy (sec 27).

2. In all other cases of other excessive road use, except for that road use under section 29, paragraph (3), sentence 2.

(3) Beyond the provisions of paragraph (2) above, the Federal Armed Forces are also authorized to make abnormal use of the road, in so far as agreements have been made.

(4) The restriction of the special privileges by paragraphs (2) and (3) above shall not apply to missions in case of accidents, disasters, and disturbances of public safety and order, or in the cases of Article 91 and Article 87a, paragraph (4), of the Basic Law (*Grundgesetz*), as well as in the event of defense cases or in periods of tension .

(5) The Forces of non-German States that are parties to the North Atlantic Treaty shall, in the event of urgent military exigencies, be exempt from the provisions of this Ordinance, but from the provisions of section 29 only in so far as special regulations or agreements exist for these Forces.

(5a) Vehicles of the rescue service are exempt from the provisions of this Ordinance if urgency is imperative to save human lives or to avert serious injuries to the health.

(6) Vehicles used for the construction, maintenance, or cleaning of roads and road facilities or the removal of refuse and that are marked by white-red-white warning devices may be driven and stopped on all roads, parts of roads, and on each side of the road in every direction at any time, as far as their employment requires, however, for the cleaning of sidewalks only if the permitted total weight does not exceed 2.8 tons. The same also applies to vehicles cleaning the sidewalks, if their permitted total weight does not exceed 3.5 t and the internal tire pressure is not more than 3 bar. In this connection it is to make sure that no damage is caused to the sidewalks and the supply lines lying underneath. Persons who are engaged in this task or who inspect roads or installations bounded by such roads, must during their work outside sidewalks and barriers, wear conspicuous warning clothing.

(7) Measuring vehicles of the Adjustment Authority (*Regulierungsbehörde)* for telecommunication and postal services (sec 66 of the Telecommunication Law (*Telekommunikationsgesetz*)) may drive and stop on all roads and parts of the road if this is required by their sovereign tasks.

(8) The special privileges may be exercised only with due consideration for public safety and order.

PART II
SIGNS AND TRAFFIC INSTALLATIONS

SECTION 36. SIGNALS AND INSTRUCTIONS BY POLICE OFFICERS

(1) The signals and instructions given by police officers shall be obeyed. They shall prevail over all other directives and any other rules but do not relieve the road user from his duty of care.

(2) Signals given at intersections shall have the following meaning:

1. Extension of one or both arms sideways across the path of approaching traffic:

"Stop in front of the intersection."

Lateral traffic is allowed to move.

This signal once having been given by the officer continues in force as long as he signals the same direction or maintains his basic position.

The traffic that may proceed may turn, in accordance with the rules of section 9, however, to the left only if rail vehicles are not impeded.

2. Raising of one arm:

"Wait in front of the intersection for the next signal."

For road users in an intersection.

"Clear the intersection."

(3) These signals may be supplemented or altered by additional instructions.

(4) At other places on the road, for example at junctions and at pedestrian crossings, the signals shall have corresponding meaning.

(5) Police officers may stop road users for the purpose of traffic controls including control of roadworthiness and for the purpose of traffic survey. The officer can give the signal stop by appropriate technical devices installed at the police car, a signal disc, or a red lamp. A preceding vehicle can also be stopped with these signaling devices. The road users shall comply with the police instructions.

SECTION 37. CHANGING AND CONSTANT LIGHT SIGNALS AND GREEN ARROW

(1) Light signals shall take precedence over rules as to priority, traffic signs regulating priority, and markings on the roadway. Vehicle operators may not stop at a distance of up to 10 m in front of a light signal if it is concealed by the vehicle.

(2) Changing light signals appear in the sequence of green-yellow-red and red-yellow-green. Red is at the top, yellow in the middle and green at the bottom.

1. The meaning of colors at intersections is—

Green: "Traffic may proceed."

Traffic may turn, in accordance with the rules of section 9, however, to the left only if rail vehicles are not impeded.

Green arrows: “Traffic may proceed only in the direction indicated by the arrow.”

A green arrow at the left behind the intersection indicates that oncoming traffic is stopped by a red traffic light, and that traffic participants wishing to turn to the left may enter and clear the intersection without hindrance in the direction indicated by the green arrow.

Yellow: “Wait in front of the intersection for the next signal.”

None of these signals shall relieve the road user from his duty of taking care.

Red: “Stop in front of the intersection.”

After stopping it is permitted to turn right even at a red light if on the right side of the red light signal a sign depicting a green arrow on black (green arrow) is installed. The driver of the vehicle may only turn from the right lane. he has to conduct himself in a manner by which impairment or endangerment of other road users, in particular pedestrians and vehicle traffic on the lane which is allowed to move, is excluded.
A black arrow on red means stop, a black arrow on yellow means wait only for the direction indicated by the arrow.

A one-field signal with green arrow indicates that a right turn may be made on red for the traffic going straight on.

2. At other places on the road, such as at junctions and where the road is marked for pedestrians, the light signals shall have corresponding meanings.

3. Light signal installations may be restricted to the color sequence yellow-red.

4. A separate light signal may exist for each of several marked traffic lanes (sign 295, 296, or 340). Special signals, also in differing phases, may be given for rail vehicles; the same applies also to scheduled buses and taxis that use lanes cleared from other traffic.

5. Where light signals apply to pedestrians or to cyclists only, the symbol of a pedestrian or of a cycle will so indicate. The sequence of colors for pedestrians shall be green-red-green; this may also apply to cyclists. If green changes to red while pedestrians are crossing the roadway, they shall proceed expeditiously.

6. Cyclists must observe the light signals for the vehicle traffic. In deviation from this, on lanes for bicycle traffic, they must observe the special light signals for cyclists.

(3) Constant light signals above a traffic lane either block the lane or indicate that it is open for traffic.

Crossed red diagonal bars mean:

“Vehicles must not use the traffic lane and must not stop in front of it.”

A green arrow pointing downwards means:

“The traffic lane is open for traffic.”

A yellow flashing arrow pointing obliquely downwards indicates: change traffic lane in the direction indicated by the arrow.

(4) Where light signals regulate traffic, vehicles may be driven abreast, even if the density of traffic does not justify this.

(5) Vehicles may not stop on lanes with permanent light signals.

SECTION 38. BLUE AND YELLOW FLASHING LIGHTS

(1) A blue flashing light together with a police siren may be used only if the greatest haste is necessary in order to save human life or to avert serious injuries to the health, to ward off danger to public safety or order, to pursue escaping persons, or to rescue valuable objects.

It means: “All other road users must immediately clear a lane.”

(2) A blue flashing light alone may be used only by vehicles equipped with it and only to warn road users of locations of accidents or other emergency operations, when on route to an operation, or for the escorting of vehicles or convoys.

(3) A yellow flashing light warns of danger. It may be installed in a fixed position or on vehicles. The use on vehicles is only permitted to warn of road construction sites or accident scenes, vehicles traveling at an exceptionally slow speed, or vehicles of exceptional width or length or with exceptional wide or long load.

SECTION 39. TRAFFIC SIGNS

(1) In view of the obligation of all persons participating in road traffic to observe on their own responsibility the general and specific regulations of conduct stipulated in this ordinance, local instructions by traffic signs are only given where cogently required by special circumstances.

(1a) Inside built-up areas away from priority roads (sign 306), road users must expect zones with a 30 km/h speed limit (sign 274.1).

(2) Control by traffic signs takes precedence over general traffic rules. Traffic signs are warning signs (*Gefahrenzeichen*), regulatory signs (*Vorschriftzeichen*), and guiding signs (*Richtzeichen*). As a rule, signs stand on the right hand side. If they only apply to specific marked lanes, they are normally installed above those lanes.

(3) Supplemental signs are also traffic signs. Unless otherwise provided, supplemental signs depict black symbols, drawings or inscriptions on a white background with a black rim. In general they are installed directly below the traffic sign they refer to.

(4) Traffic signs may be installed on a white bearing plate. In deviation from the depicted traffic signs, the white fields in changing traffic signs may be black and the black symbols and the black margin may be white if these signs are only generated by lamps.

(5) Markings and marked bicycle traffic lanes are also traffic signs. They are always white. Only temporarily effective markings are yellow; in such a case the white markings are ineffective. Yellow markings may also be designed as studded rows, lighted studded rows, or as guide bumps or guide boards. Lighted studded rows are only effective when they are switched on. All lines may be replaced by equally spaced studded marking rows. In shopping areas where traffic is restricted (sec 45, para (1d)), lanes may also be marked by different means, in particular lines on the pavement. Letters and traffic signs reproduced on the road surface are intended to draw the attention to a put up traffic sign.

(6) Traffic signs may be attached to a vehicle. They are also in effect when the vehicle they are attached to is moving. They take precedence over the directions given by the stationary traffic signs.

(7) If symbols are shown on traffic signs other than those shown under sections 40 to 42, the symbols on these signs have the following meaning:

Motor vehicle or other multi-lane motor vehicles

Motor vehicles with an authorized total weight of more than 3.5t, including their trailers, and tractors, except passenger cars and motor buses

Bicycle traffic

Pedestrians

Horse riders

Cattle drive

Streetcar

Motor Bus

Passenger Car

Passenger Car with Trailer

Truck with Trailer

Motor vehicles and trains of vehicles which can or may not drive faster than 25 km/h

Motorbikes

Motorcycles, also with sidecar, small motorcycles and motorbikes

Horse-drawn carriage

(8) In particularly dangerous situations the symbols “Cattle drive” and “Horse riders” may be put up as warning signs pursuant to annex 1, as well as the symbols with the following meaning:

SECTION 40. DANGER SIGNS (*GEFAHRZEICHEN*)

(1) Warning signs caution the road user to pay more attention, in particular to reduce speed in consideration of a dangerous situation (sec 3, para (1)).

(2) Outside built-up areas, these signs are generally located 150 to 250 m before the danger spot. If the distance is considerably less this may be stated by a supplemental sign, as for example

(3) Within built-up areas, they are generally located shortly before the danger spot.

(4) A supplemental sign as for example

May indicate the length of the dangerous stretch.

(5) If a warning sign is located before a junction, a black arrow on a supplemental sign shall point in the direction of the danger spot, if it is on another road.

(6) General warning signs are listed in annex 1, part 1.

(7) Special warning signs in front of railroad crossings where rail vehicles have right-of-way are listed in annex 1, part 2.

SECTION 41. REGULATORY SIGNS (*VORSCHRIFTZEICHEN*)

(1) Each road user must comply with the orders or prohibitions mandated by the regulatory signs under annex 2.

(2) Notwithstanding sentence 2, regulatory signs are put up at a place where or from where the rules must be observed. If the signs are put up at a certain distance from where they must be observed in order to facilitate traffic flow or for reasons of traffic safety, the distance to the respective place is indicated on a supplemental sign.

SECTION 42. GUIDING SIGNS (*RICHTZEICHEN*)

(1) Guiding signs give special guidance to facilitate traffic. They may also contain directives or prohibitions.

(2) Each road user must comply with the directives and prohibitions indicated by the guiding signs in accordance with annex 3.

(3) Notwithstanding sentence 2, guiding signs are put up at a place where or from where the rules must be observed. If the signs are put up at a certain distance from where they must be observed in order to facilitate traffic flow or for reasons of traffic safety, the distance to the respective place is indicated on a supplemental sign.

SECTION 43. TRAFFIC INSTALLATIONS

(1) Traffic installations are red and white striped barriers, blocking poles, road block equipment as well as guiding equipment. Traffic installations are also railings, parking meters, automatic parking ticket dispensers, flashing light and traffic light systems, as well as traffic flow control systems. Section 39, paragraph (1), applies accordingly.

(2) Control by means of traffic devices shall take precedence over general traffic rules.

(3) Traffic installations pursuant to paragraph (1) are described in annex 4. Road surfaces marked by traffic devices (annex 4, nos 1 through 7) are off limits for vehicles.

PART III
IMPLEMENTING REGULATIONS, ADMINISTRATIVE FINES (*BUSSGELD*) REGULATIONS, AND FINAL PROVISIONS

SECTION 44. JURISDICTION OVER THE SUBJECT MATTER

(1) Unless otherwise stated, the road traffic authorities are responsible for the implementation of this Ordinance; these are either the lower administrative authorities in charge pursuant to *Land* legislation or the authorities to whom, under *Land* legislation, the functions of the road traffic authorities have been assigned. The highest responsible *Land* authorities and the higher administrative authorities may issue directives to these authorities including directives in individual cases, or may

themselves take the required measures. Pursuant to *Land* legislation the competence of the highest *Land* authorities and of the higher administrative authorities may, in individual cases or in general, be delegated to another authority.

(2) The police shall be authorized to regulate the traffic by means of signals and instructions (sec 36) and by operating traffic lights. To maintain the safety or order of road traffic in cases of danger in delay the police may take action in lieu of the otherwise responsible authorities and may take preliminary measures; in such a case the police shall then determine the means necessary to ensure safety and to control traffic.

(3) Permission under section 29, paragraph (2), and section 30, paragraph (2), shall be granted by the road traffic authority; by the higher administrative authority if the event extends beyond the area of responsibility of a road traffic authority; and by the highest *Land* authority if the event extends beyond the administrative district of the higher administrative authority. If the event affects several *Länder*, the highest *Land* authority of the *Land* in which the event starts shall be responsible. Under the provisions of *Land* legislation, the powers of the highest *Land* authorities and of the higher administrative authorities may, in an individual case, or generally, be delegated to another authority.

(3a) Permission pursuant to section 29, paragraph (3), shall be given by the road traffic authority, otherwise by the higher administrative authority which, by way of exception, permits deviations from measurements, axle loads, authorized total weight and field of vision of the vehicle unless a hearing takes place; it will also be competent for exceptions pursuant to section 46, paragraph (1), numbers 2 and 5, within the framework of such a permission. The same applies if another authority performs these functions of the higher administrative authority.

(4) Agreements concerning the use of roads by military traffic shall be concluded by the Federal Armed Forces or the Forces of the non-German states that are parties to the North Atlantic Treaty, with the highest *Land* authority or the authority nominated by it.

(5) Where no agreements or special arrangements for Foreign Forces exist, the higher administrative authorities or the authorities determined by *Land* legislation shall grant permission for the excess use of roads by the Federal Armed Forces or by the Forces of the non-German states that are parties to the North Atlantic Treaty; they shall also grant permission for the excess use of roads by the Federal Police, the Police, and the Disaster Services.

SECTION 45. TRAFFIC SIGNS AND TRAFFIC INSTALLATIONS

(1) The road traffic authorities may restrict or prohibit the use of certain roads or stretches of roads for safety or traffic control reasons and may reroute the traffic. They are authorized to take the same measures—

1. To carry out road construction work,

2. To prevent considerable damage to the road,

3. To protect the residential population from noise and exhaust fumes,

4. To protect waters and mineral springs,

5. Regarding the measures required to maintain public safety as well as,

6. To investigate accidents, the conduct in traffic, and the traffic flow as well as to test measures planned to improve road traffic safety or traffic control.

(1a) They shall have the same right—

1. In spas and climatic health resorts,

2. In high altitude health resorts,

3. In recreational resorts of special importance,

4. In scenic areas and localities predominantly serving the recreation of the population,

4a. With regard to locally limited measures for the preservation of species and biotopes,

4b. With regard to locally and timely limited measures for the protection of cultural events which take place outside the road area and which are considerably disturbed by traffic, in particular by its noise.

5. In the vicinity of hospitals and sanitariums, as well as,

6. In the immediate vicinity of recreational homes outside built-up areas

if this prevents nuisance by motor vehicles which cannot be avoided in any other manner.

(1b) The road traffic authorities will also issue the necessary orders—

1. In connection with the setting up of parking lots subject to a fee used for major events,

2. In connection with the signposting of parking space for disabled persons whose ability to walk is severely impaired, who suffer from bilateral amelia or phocomelia or from comparable functional impairments, and for blind persons,

2a. In connection with signposting of parking space for residents of urban housing areas with very limited parking space, by complete or temporarily limited reservation of parking space for the entitled persons or by ordering exemption from ordered parking space management measures to—

3. Signpost pedestrian zones and pedestrian priority areas,

4. Maintain safety and order in these areas as well as,

5. Protect the population from noise and exhaust fumes or to promote a structured urban development.

The road traffic authorities shall issue orders for the establishment of parking facilities for residents, for the signposting of pedestrian zones, pedestrian priority zones and measures to protect the population from noise and exhaust fumes or to promote a structured urban development with the consent of the local authority.

(1c) In agreement with the local communities, the road traffic authorities shall also order the establishment of zones with 30 km/h maximum speed limit within built-up areas, in particular in residential areas and areas with high pedestrian and bicycle traffic and where roads need to be crossed frequently. The ordering of such zones may neither affect roads of regional traffic (federal highways, state roads, and district roads) nor other priority roads (sign 306). It may only comprise roads with intersections or junctions without traffic lights, without traffic lane markings (sign 295), lane lines (sign 340) and bicycle paths which must be used by cyclists (sign 237, 240, 241, or 295 in connection with sign 237). At intersections and junctions within such zones the priority rule pursuant to section 8, paragraph (1), sentence 1 ("traffic approaching from the right has the right-of-way"). In deviation from sentence 3, the zones with 30 km/h speed limit with traffic lights which were established prior to 1 November 2000 shall remain in effect for the protection of pedestrians.

(1d) For central urban areas with a high concentration of pedestrians which are primarily laid out for pedestrians (traffic-reduced shopping areas), zones with speed limits of less than 30 km/h may be determined.

(1e) Based on the traffic sign plan submitted by the concessionaire, the road traffic authorities shall order the traffic signs and traffic installations necessary for the operation of the toll roads. The necessary orders shall be given at the latest three months upon receipt of the traffic sign plan.

(1f) (Deleted)

(2) The road construction authorities may, for the purpose of executing road construction work and for the prevention of extraordinary damage to the road resulting from its state of repair (subject to other measures by the road traffic authorities) order prohibitions and restrictions of traffic, divert traffic, and direct it by markings and guiding devices. A road construction authority within the meaning of this Ordinance shall be that authority which exercises the functions of the agency responsible for road repair and maintenance in accordance with statutory provisions. For railroad crossings of public service railroads, only the railroad agencies may prescribe a certain conduct by road users by means of flashing lights or traffic lights, by red and white striped barriers, or by the erection of the warning cross. All directives and prohibitions shall be ordered by signs and traffic devices pursuant to this Ordinance.

(3) In all other respects, the road traffic authorities shall determine where and what traffic signs and traffic devices are to be erected and removed, and in the case of street name signs, only where these are to be erected in the manner shown by sign

437. The road construction authorities shall (subject to other orders by the road traffic authorities) determine the type, method of installation and the layout as for example oversize, illumination; whether guideposts are to be erected shall be determined by them alone. They may also (subject to other measures by the road traffic authorities) erect warning signs indicating danger if the safety of traffic is endangered by the condition of the road.

(3a) (Rescinded)

(4) The authorities referred to may regulate and direct traffic only by traffic signs and traffic devices; in the case of paragraph (1), sentence 2, number 5, however, also by regulations announced by radio, television, daily press or other manner if the setting up of traffic signs and devices is not possible according to the existing circumstances.

(5) The agency responsible for road repair and maintenance shall be obliged to procure, erect, maintain, and remove the traffic signs and traffic devices and to operate them including illumination; otherwise the owner of the road shall be responsible. This shall also apply to the illumination of pedestrian crossings ordered by the road traffic authority.

(6) Before the beginning of work affecting road traffic, the contractors, -the building contractors by submitting a plan of traffic signs,- must obtain orders from the competent authority pursuant to paragraphs (1) through (3) as to how their work sites are to be blocked off and marked, whether and how traffic, also in the event of a partial blocking of the road, is to be restricted, directed, and controlled, further-more, whether and how they have to mark blocked roads and detours. They must comply with these orders and must operate traffic lights.

(7) If roads are marked as priority roads or as a traffic detour, construction measures that narrow the roadway shall require permission from the road traffic authority; excepted are routine road maintenance, as well as emergency measures. The permission shall be deemed to have been granted if the authority has not responded to the application within 1 week of its receipt.

(7a) Vehicle crews of breakdown services, rescue services and towing services may, in case of danger in delay for their own safety, in order to secure a damaged vehicle, and to ensure safe operation of the other road traffic, put up cone markers (sign 610) at the scene of the accident.

(8) Within built-up areas, the road traffic authorities may increase the permissible maximum speed on certain roads by sign 274. Outside built-up areas they may, with the approval of the highest competent *Land* authorities, increase the authorized maximum speed by sign 274 pursuant to section 3, paragraph (3), number 2c, to 120 km per hour.

(9) Traffic signs and traffic devices shall only be installed where this is strictly necessary due to the special circumstances. Aside from the order to establish zones with 30 km/h maximum speed pursuant to paragraph (1c) or zone speed limits pursuant to paragraph (1d), restrictions and prohibitions affecting moving traffic in particular may only be ordered if, due to the special local circumstances, a dangerous situation exists which considerably exceeds the general risk of impairment of the legal interests stated in the above paragraphs. In deviation from sentence 2 and for the purposes stated in paragraph (1), sentence 1 or 2, number 3, limitations and prohibition of moving traffic may also be ordered if they serve to eliminate or reduce severe effects of changed traffic conditions caused by the levying of a toll pursuant to the Law Concerning the Levying of Tolls on Freeways for Heavy Commercial Vehicles (*Autobahnmautgesetz für schwere Nutzfahrzeuge*). Danger signs may only be installed at locations where it is absolutely necessary for traffic safety because even an attentive person participating in traffic cannot or not in time recognize the danger and cannot be expected to foresee it.

SECTION 46. EXCEPTIONS AND PERMITS

(1) The road traffic authorities may, in specific individual cases, or generally, grant exceptions for specific applicants from the—

1. Regulations concerning the use of roads (sec 2).

2. Prohibition of entering a autobahn or a road reserved for motor vehicles or of using on them vehicles not licensed therefor (sec 18, paras (1) and (9)).

3. Parking and stopping prohibitions (sec 12, para (4)).

4. Prohibition of parking in front of, or opposite, entrances or exits from real estate (sec 12, para (3), no 3).

4a. Regulations to stop at parking meters only while the meter is in operation, at automatic parking ticket dispensers only if in possession of a parking ticket (sec 13, para (1)).

4b. Regulations to park within a zone where stopping is prohibited (signs 290.1 and 290.2) during the prescribed time (sec 13, para (2)).

4c. Regulations concerning the towing of vehicles (sec 15a).

5. Regulations concerning the height, length, and width of vehicles and loads (sec 18, para (1), second sent; and sec 22, paras (2) to (4)).

5a. Prohibition of the unauthorized taking along of persons (sec 21).

5b. Regulations concerning the fastening of safety belts and the wearing of protective helmets (sec 21a).

6. Prohibition of leading animals by motor vehicles and animals other than dogs by bicycles (sec 28, para (1), sents 3 and 4).

7. Prohibition of driving on Sundays (sec 30, para (3)).

8. Prohibition of bringing obstacles on the roads (sec 32, para (1)).

9. Prohibitions of using loudspeakers or peddling goods or services on the road (sec 33, para (1), nos 1 and 2).

10. Prohibition of advertising and propagandizing in connection with traffic signs (sec 33, para (2), sent 2) but only with regard to the surface of illuminated posts to which signs of stops of public transportation are affixed.

11. Prohibitions or restrictions which are issued by regulatory signs (annex 2), guiding signs (annex 3), traffic installations (annex 4), or orders (sec 45, para (4)).

12. Prohibition to park during nighttime and on Sundays (sec 12, para (3a)).

Exceptions from the prohibition to transport passengers on the loading area or in loading spaces (sec 21, para (2)) can be granted for the area of responsibility of the Federal Armed Forces, the international headquarters established on the basis of the North Atlantic Treaty, the Federal Police by their agencies, for the disaster services by the competent *Länder* authorities. The same applies to the regulation to wear the required safety belts or protective helmets (sec 21a).

(2) The highest responsible *Land* authorities or the authorities nominated pursuant to *Land* law may grant exceptions from all the provisions of this Ordinance for specific individual cases, or generally, for specific applicants. Beyond that, they may permit exceptions from the prohibition to drive on Sundays (sec 30, para (3)) for certain roads or portions of roads as far as they become necessary within the framework of a different regulation of holidays in the *Länder* (sec 30, para (4)). If the effect of an exception extends beyond one *Land* and if a uniform decision is required, the Federal Ministry of Transport Construction and Urban Development shall be competent; this shall not apply to exceptions from the prohibition of racing events (sec 29, para (1)).

(3) Exceptions and authorizations may be granted with the reservation of revocation and with auxiliary provisions (conditions, time limits, requirements). If necessary, the responsible authority may demand the submission of an expert's opinion at the applicant's expense. Any pertinent orders shall be carried in the vehicle and produced to authorized persons at their request. In case of permissions pursuant to section 29, paragraph (3), it is sufficient when copied notifications are carried along.

(4) Exceptions and permissions by the competent authority shall be effective within the scope of application of this Ordinance as far as they do not refer to another scope of application.

SECTION 47. TERRITORIAL JURISDICTION

(1) The permission pursuant to section 29, paragraph (2), and section 30, paragraph (2), for an event that starts abroad shall be granted by the authority which has jurisdictional power pursuant to section 44, paragraph (3), and is located in the area of the border crossing point. This authority shall also have jurisdiction if any other traffic requiring authorization or permission starts abroad. The permission pursuant to section 29, paragraph (3), shall be granted by the road traffic authority

in whose district the traffic requiring approval begins, or by the road traffic authority in whose district the applicant has his residence, his place of business or branch office.

(2) Responsible for the granting of exemption permits shall be☐

1. Pursuant to section 46, paragraph (1), number 2, concerning an exception from section 18, paragraph (1), the road traffic authority in whose district the vehicles will enter the autobahn or motorway. However, if a permission pursuant to section 29, paragraph (3), or an exceptional permission pursuant to section 46, paragraph (1), number 5, is granted, the administrative authority issuing this regulation shall be responsible.

2. Pursuant to section 46, paragraph (1), number 4a, for persons of small stature, as well as pursuant to section 46, paragraph (1), numbers 4a and 4b, for handless persons the road traffic authority in whose district the applicant has his residence, also for the areas outside their district.

3. Pursuant to section 46, paragraph (1), number 4c, the road traffic authority in whose district the applicant has his residence, his place of business or branch office.

4. Pursuant to section 46, paragraph (1), number 5, the road traffic authority in whose district the traffic requiring approval begins, or the road traffic authority in whose district the applicant has his residence, his place of business or branch office.

5. Pursuant to section 46, paragraph (1), number 5b, the road traffic authority in whose district the applicant has his residence, also for the areas which are outside its district.

6. Pursuant to section 46, paragraph (1), number 7, the road traffic authority in whose district the cargo is loaded or the road traffic authority in whose district the applicant has his residence, his place of business or branch office. They shall also be responsible to permit the travel of the unloaded vehicle to the place of loading; further, if no use is made of the exceptional permission in their *Land* or if no prohibition exists there.

7. Pursuant to section 46, paragraph (1), number 11, the road traffic authority in whose district the prohibitions, restrictions and orders have been issued, however, for severely handicapped persons any road traffic authority also for such measures which are ordered outside its district.

8. In all other cases the road traffic authority in whose district use shall be made of the exceptional permission.

(3) The authorization for abnormal use of roads by the Federal Armed Forces, the Forces referred to in section 35, paragraph (5), the Federal Police, the Police, and the Service for the Protection of the Population in Catastrophes shall be granted by the higher administrative authority or the agency designated according to *Land* law in whose district the traffic requiring approval begins.

SECTION 48. ROAD SAFETY TRAINING

Any person who does not observe traffic regulations shall, on receipt of a summons from the road traffic authority or from an official delegated by it, be obliged to take part in training concerning conduct in road traffic.

SECTION 49. TRAFFIC OFFENSES

(1) An administrative offense (*Ordnungswidrigkeit*) within the meaning of section 24 of the Road Traffic Law (*Straßenverkehrsgesetz*) is committed by anyone who willfully or negligently violates a regulation concerning—

1. General conduct in road traffic pursuant to section 1, paragraph (2).

2. Use of roads by vehicles pursuant to section 2.

3. Speed pursuant to section 3.

4. Distance between vehicles pursuant to section 4.

5. Passing pursuant to section 5, paragraphs (1) through (4a); paragraph (5), second sentence; and paragraph (6) or (7).

6. Driving past pursuant to section 6.

7. Use of center lanes pursuant to section 7, paragraph (3a), sentence 1; use of left lanes pursuant to section 7, paragraphs (3b) and (3c), sentence 2; or changing of lanes pursuant to section 7, paragraph (5).

7a. The conduct on lanes to file out of traffic pursuant to section 7a, paragraph (3).

8. Right-of-way pursuant to section 8.

9. Turning, turning around, or backing pursuant to section 9, paragraphs (1) and (2), sentences 2 and 3.

10. Entering or pulling away pursuant to section 10.

11. The conduct in special traffic situations pursuant to section 11, paragraph (1) or (2).

12. Stopping or parking pursuant to section 12, paragraph (1); paragraph (3); paragraph (3a), sentence 1; paragraph (3b), sentence 1; paragraph (4), sentence 1, second half of sentence 2, and sentence 3 or 5; or paragraphs (4a) through (6).

13. Parking meters, parking tickets, or parking disks pursuant to section 13, paragraph (1) or (2).

14. Duty to exercise care when entering and alighting pursuant to section 14.

15. Vehicles immobilized on the road pursuant to section 15.

15a. Towing of vehicles pursuant to section 15a.

16. Warning signals pursuant to section 16.

17. Lighting and leaving vehicles on the road without illumination pursuant to section 17.

18. Use of autobahns and roads reserved for motor vehicles only pursuant to section 18, paragraphs (1) through (3), paragraph (5), sentence 2, or paragraphs (6) through (11).

19. Conduct

a. At railroad crossings pursuant to section 19.

b. At stops of public means of transportation and school buses pursuant to section 20.

20. Transportation of passengers pursuant to section 21, paragraph (1), sentence 4; paragraph (1a); paragraph (2), or (3), sentence 1 or 2.

20a. Use of seat belts pursuant to section 21a, paragraph (1), sentence 1, or wearing of protective helmets pursuant to section 21a, paragraph (2), sentence 1.

21. Load pursuant to section 22.

22. Other duties of a vehicle operator pursuant to section 23.

23. Use of invalid chairs or wheelchairs other than those mentioned in section 24, paragraph (1), pursuant to section 24, paragraph (2).

24. Conduct

a. As a pedestrian pursuant to section 25, paragraphs (1) through (4).

b. At pedestrian crosswalks pursuant to section 26.

c. On bridges pursuant to section 27, paragraph (6).

25. Environmental protection pursuant to section 30, paragraph (1) or 2, or the prohibition of driving on Sundays pursuant to section 30, paragraph (3), sentence 1 or 2, number 4, and sentence 2.

26. Sports or games pursuant to section 31, paragraph (1), sentence 1, and paragraph (2), sentence 2.

27. Causing, removing, or marking of conditions that obstruct or endanger traffic or the effective covering of dangerous equipment pursuant to section 32.

28. Interference with traffic pursuant to section 33.

29. The conduct after a traffic accident pursuant to section 34, paragraph (1), number 1, 2, 5a, 5b, or 6b, as far as in the latter case he will wait for a period of time which is reasonable under the circumstances, but without leaving behind at the scene of accident his name and address, - or pursuant to section 34, paragraph (3).

(2) An administrative offense within the meaning of section 24 of the Road Traffic Law is likewise committed by any person who willfully or negligently—

1. As the person in charge of a convoy, contrary to section 27, paragraph (5), does not ensure that the regulations applicable to convoys are observed.

1a. Contrary to section 27, paragraph (2), breaks a convoy of vehicles.

2. As the person in charge of a group of children or of juvenile persons, contrary to section 27, paragraph (1), sentence 4, does not cause them to use the sidewalk.

3. As the owner of animals or as a person otherwise responsible for animals, violates a regulation under section 28, paragraph (1) or (2), sentence 2.

4. As a rider, a person in charge of horses, a driver or a person in charge of cattle, contrary to section 28, paragraph (2), violates a traffic rule or instruction uniformly applying to all traffic.

5. As a motor vehicle operator, participates in a race contrary to section 29, paragraph (1).

6. Contrary to section 29, paragraph (2), sentence 1, organizes an event, or as the organizer, contrary to section 29, paragraph (2), sentence 3, does not ensure that the pertinent traffic regulations or requirements are observed.

7. Contrary to section 29, paragraph (3), drives a vehicle or towing vehicles with trailer.

(3) An administrative offense within the meaning of section 24 of the Road Traffic Law is committed by any person who willfully or negligently—

1. Contrary to section 36, paragraphs (1) to (4), fails to observe a signal or instruction, or contrary to paragraph (5), sentence 4, fails to observe a stop order or a direction from a police officer.

2. Violates a provision of section 37, on conduct at changing light signals, constant light signals or when making a right turn at a green arrow.

3. Contrary to section 38, paragraph (1), (2), or (3), sentence 3, uses a blue flashing light together with the police-type siren or alone, or a yellow flashing light, or, contrary to section 38, paragraph (1), sentence 2, fails to clear the roadway immediately.

4. Contrary to section 41, paragraph (1), fails to observe an order or prohibition indicated on a regulatory sign listed in column 3 of annex 2.

5. Contrary to section 42, paragraph (2), fails to observe an order or prohibition indicated on a guiding sign listed in column 3 of annex 3.

6. Contrary to section 43, paragraphs (2) and (3), sentence 2, drives on road surfaces closed by roadblock equipment, or.

7. Violates a regulation prohibiting or restricting traffic officially announced in accordance with section 45, paragraph (4), second half of sentence.

(4) An administrative offense within the meaning of section 24 of the Road Traffic Law is committed by any person who willfully or negligently—

1. Acts contrary to the prohibition of section 35, paragraph (6), sentence 1, 2, or 3, concerning the cleaning of sidewalks.

1a. Contrary to section 35, paragraph (6), sentence 4, does not wear conspicuous warning clothing.

2. Contrary to section 35, paragraph (8), exercises special rights without duly considering public safety and order.

3. Contrary to section 45, paragraph (6), starts work without having previously obtained instructions, fails to observe these instructions, or does not operate traffic lights.

4. Contrary to section 46, paragraph (3), first sentence, does not observe an executable condition of the exceptional permission or authorization.

5. Contrary to section 46, paragraph (3), sentence 3, does not carry pertinent notifications in the vehicle or does not produce them on request.

6. Contrary to section 48, does not follow a summons to participate in traffic safety training.

7. Contrary to section 50 operates a motor vehicle or rides a bicycle on the Isle of Helgoland.

SECTION 50. SPECIAL REGULATION FOR THE ISLE OF HELGOLAND
Operation of vehicles and bicycles is prohibited on the Isle of Helgoland.

SECTION 51. SPECIAL REGULATION CONCERNING COSTS
Notwithstanding section 5b, paragraph (1), of the Road Traffic Law, the costs for signs 386.1, 386.2, and 386.3 will be borne by the person who has requested that these signs be put up.

SECTION 52. COMPENSATION FOR THE USE OF PUBLIC TRAFFIC AREAS
This ordinance is not in conflict with the levying of fees for use of traffic areas in which no common use exists, on the basis of regulations other than those according to road traffic law.

SECTION 53. ENTRY INTO FORCE

(1) This Ordinance shall enter into force 1 March 1971.

(2)

(3) Section 18, paragraph (5), number 3, in the version applicable prior to 8 December 2007 shall continue to be applied for motor buses introduced into traffic for the first time prior to 8 December 2007.

(4) In one-way streets with low traffic, supplemental signs to sign 220 (annex 2, serial number 9.1) allowing bicycle traffic from the opposite direction pursuant to the regulations effective until 31 August 2009, provided that the allowed maximum speed is limited by traffic signs to 30 km/h or less, shall remain in effect until 31December 2010.

(5) The existing signs 150, 153, 353, 380, 381, 388, and 389 shall remain in effect until 31 August 2019.

(6) At traffic lights with bicycle traffic lanes without separate traffic lights for cyclists, cyclists must continue to observe the traffic lights for pedestrians until 31 August 2012.

Annex 1
(re sec 40, paras (6) and (7))

General and Special Danger Signs

1	2	3
Serial No.	**Sign**	**Explanation**
Part 1 General warning signs (re sec40, para(6))		
1	Sign 101 Danger	A supplemental sign may specify the danger.
2	Sign 102 Intersection or junction	Intersection or junction, vehicles from the right have right of way.
	Sign 103 Curve	
4	Sign 105 Double curve	
5	Sign 108 Dangerous downgrade	

1	2	3
Serial No.	**Sign**	**Explanation**
6	Sign 110 Dangerous upgrade	
7	Sign 112 Uneven surface	
8	Sign 114 Slippery road	Slippery road when wet or dirty
9	Sign 117 Crosswinds	
10	Sign 120 Road narrows	

1	2	3
Serial No.	**Sign**	**Explanation**
11	Sign 121 Road narrows (on the right side)	
12	Sign 123 Work site	
13	Sign 124 Traffic jam area	
14	Sign 125 Oncoming traffic	
15	Sign 131 Signal Lights	

1	2	3
Serial No.	**Sign**	**Explanation**
16	Sign 133 Pedestrians	
17	Sign 136 Children	
18	Sign 138 Bicycle Crossing	
19	Sign 142 Wild animal crossing	
Part 2 Special warning signs at railroad crossings where rail vehicles have right of way (re sec 40, para (7))		
20	Sign 151 Unguarded railroad crossing	

1	2	3
Serial No.	**Sign**	**Explanation**
21	Sign 156 Railroad crossing with three-stripes warning sign	Railroad crossing with three stripes warning sign approx. 240 m ahead of the railroad crossing. When the distance deviates considerably this may be indicated by black numbers above the stripes on the warning sign with one, two or three stripes.
22	Sign 159 Two-stripes warning sign	Two-stripes warning sign approx. 160 m ahead of railroad crossing
23	Sign 162 One-stripe warning sign	One-stripe warning sign approx. 80 m ahead of railroad crossing

Annex 2
(re sec 41, para 1)

Regulatory Signs

1	2	3
Serial No.	**Sign and Supplemental Sign**	**Orders or Prohibitions** **Explanation**
Part 1	**Orders to wait or to stop**	
1	Sign 201 Railroad crossing	**Order or Prohibition** 1. Vehicles must give right of way to railway vehicles. 2. Stopping at a distance of 10 m from this sign is prohibited if the sign is concealed by the vehicle. 3. Parking is prohibited in front of and behind this sign— a) Within built-up areas (sign 310 and 311) at a distance of up to 5 m b) Outside built-up areas at a distance up to 50 m. **Explanation** The sign (also put up horizontally) stands in front of a railroad crossing, generally directly in front of the crossing. A flash arrow in the center of the sign indicates that the railroad has a live contact line. A supplemental sign with a black arrow indicates that the railroad crossing sign only applies to the vehicle traffic driving in the direction indicated by the arrow.
2	Sign 205 Yield right of way	**Order or Prohibition** 1. Vehicles must give right of way. 2. Stopping at a distance of up to 10 m in front of this sign is prohibited if the sign is concealed by the vehicle. **Explanation** The sign is put up directly in front of an intersection or junction. It may be announced by the same sign with a supplemental sign indicating the distance to the intersection.
2.1		**Order or Prohibition** Vehicles must give right of way and pay attention to bicycle traffic from left and right. **Explanation** The supplemental sign is positioned above sign 205.
2.2		**Order or Prohibition** Vehicles must give right of way to railway vehicle. **Explanation** The supplemental sign is positioned above sign 205.

1	2	3
Serial No.	**Sign and Supplemental Sign**	**Orders or Prohibitions** **Explanation**
3	Sign 206 Stop, yield right of way	**Order or Prohibition** 1. Vehicles must stop and yield right of way. 2. Vehicles may not stop at a distance of up to 10 m from the sign if it is concealed by their vehicle. **Explanation** If there is no stop line (sign 294) the vehicle must stop at a point where the other road is in full view.
3.1	 	**Explanation** In combination with sign 205 the supplemental sign announces the order to stop at the indicated distance.
3.2		**Order or Prohibition** Vehicle operators must stop and give right of way. At the same time they must pay attention to bicycle traffic from left and right. **Explanation** The supplemental sign is positioned above sign 206.
Re 2 and 3		**Explanation** In combination with signs 205 or 206 the supplemental sign shows the course of the priority road (turning priority road).
4	Sign 208 Oncoming traffic has right of way	**Order or Prohibition** Vehicles must yield right of way to oncoming traffic.

1	2	3
Serial No.	**Sign and Supplemental Sign**	**Orders or Prohibitions** **Explanation**
Part 2	**Prescribed directions of travel**	
Re 5 to 7		**Order or Prohibition** Vehicles must follow the prescribed direction of ravel. **Explanation** Other travel directions than the ones depicted will be prescribed accordingly.
5	Sign 209 Mandatory direction of travel (right)	
6	Sign 211 Mandatory direction of travel (right)	
7	Sign 214 Mandatory direction of travel (straight or right)	
8	Sign 215 Traffic Circle	**Order or Prohibition** 1. Vehicles must follow the prescribed travel direction to the right in the traffic circle. 2. Vehicles may not drive over the center island of the traffic circle. 3. In the traffic circle they may not stop on the roadway. **Explanation** Exempt from the prohibition to drive over the center island of the traffic circles are only those vehicles which due to their dimensions otherwise could not drive in the circle. Such vehicles may drive on the center island and the lane border line if they do not endanger other road users.

1	2	3
		Orders or Prohibitions
Serial No.	**Sign and Supplemental Sign**	**Explanation**
9	Sign 220 One way street	**Order or Prohibition** Vehicles may only travel this road in the direction indicated by the arrow. **Explanation** The sign prescribes the direction of travel for the vehicle traffic on the roadway.
9.1		**Order or Prohibition** When turning into the street and when following the course of the one way street vehicles must anticipate bicycle traffic going in the opposite direction. **Explanation** The supplemental sign indicates that bicycle traffic is allowed in the opposite direction.
Part 3 Prescribed direction of passing		
10	Sign 222 Mandatory direction of travel (Pass to the right)	**Order or Prohibition** Vehicles must pass on the side indicated. **Explanation** "Pass to the left" is prescribed correspondingly.
Part 4 Road shoulders used as traffic lanes, streetcar / bus stops and areas reserved for taxis		
Re 11 to 13		**Explanation** If sign 223.1, 223.2, or 223.3 is put up for a roadway with more than two lanes, the signs show the corresponding number of arrows.
11	Sign 223.1 Use shoulder	**Explanation** The sign allows use of road shoulder as traffic lane, it shall be used like the right traffic lane.

1	2	3
Serial No.	**Sign and Supplemental Sign**	**Orders or Prohibitions** **Explanation**
11.1		**Explanation** Sign 223.1 combined with the supplemental sign indicates when the order to use road shoulder ends.
12	Sign 223.2 Stop using road shoulder	**Explanation** The sign cancels the order to use road shoulder.
13	Sign 223.3 Clear road shoulder	**Explanation** The sign orders to clear the road shoulder
14	Sign 224 Streetcar/bus stop	**Order or Prohibition** Parking is prohibited 15 m in front of and behind the sign. **Explanation** The sign marks a stop for scheduled buses/streetcars and for school buses. This sign combined with the supplemental sign “School bus” (indication of hours used) on a white panel marks a stop for school buses only.
15	Sign 229 Reserved for taxis	**Order or Prohibition** Stopping at spaces reserved for taxis is prohibited, except for taxis ready to transport passengers. **Explanation** The length of the space reserved for taxis will be indicated by the number of taxis allowed in that area or by a sign at the beginning of the area with a white horizontal arrow pointing to the roadway and by a sign at the end of the area with such an arrow pointing away from the roadway or by markings showing the limits of a prohibition to stop or to park (sign 299).

1	2	3
Serial No.	**Sign and Supplemental Sign**	**Orders or Prohibitions** **Explanation**
Part 5	**Paths reserved for specific traffic types**	
16	Sign 237 Bicycles only	**Order or Prohibition** 1. Bicycles may not use the road way but must use the bicycle path (mandatory use of bicycle path). 2. Other road users may not use the bicycle path. 3. If use of the bicycle path is permitted to other road users by a supplemental sign, vehicle operators must show due consideration and, if necessary, adjust their speed to the bicycle traffic.
17	Sign 238 Horse riders only	**Order or Prohibition** 1. Horse riders and persons leading a horse may not use the roadway but must use the horse riders path (mandatory use of horse riders path). 2. Other road users may not use the horse riders path. 3. If use of the horse riders path is permitted to other road users by a supplemental sign, vehicle operators must show due consideration to horse riders and, if necessary, adjust their speed to the horse riding traffic.
18	Sign 239 Pedestrians only	**Order or Prohibition** 1. Other road users may only use the pedestrians path if this is indicated by supplemental signs. 2. In such a case vehicle operators must show due consideration to pedestrians and adjust their speed to the pedestrians traffic. Pedestrians may neither be endangered nor obstructed. If necessary, vehicle operators must wait. **Explanation** The sign marks a foot path (sec 25, para (1), sent 1) where clarification is necessary.
19	Sign 240 Combined foot and bicycle path	**Order or Prohibition** 1. Bicycles may not use the roadway but must use the combined foot and bicycle path (mandatory use of bicycle path). 2. Other road users may not use the path. 3. If other road users are permitted to use a combined foot and bicycle path by a supplemental sign, vehicle operators must show due consideration to pedestrians and bicycle riders. If necessary, all others must adjust their speed to the pedestrians traffic. **Explanation** The sign also marks the foot path (sec 25, para (1), sent 1).

1	2	3
Serial No.	**Sign and Supplemental Sign**	**Orders or Prohibitions** **Explanation**
20	Sign 241 Separated bicycle and foot path	**Order or Prohibition** 1. Bicycle riders may not use the roadway but must use the part of the separated bicycle and foot path reserved for bicycles (mandatory use of bicycle path). 2. Other road users may not use the path. 3. If other road users are permitted to use a separated bicycle and foot path by a supplemental sign, vehicle operators must show due consideration to pedestrians and bicycle riders. If necessary, all others must adjust their speed to the pedestrians traffic. **Explanation** The sign also marks the foot path (sec 25, para (1), sent 1).
21	Sign 242.1 Pedestrian zone	**Order or Prohibition** 1. Other road users may not use the pedestrian zone, unless indicated by supplemental signs. 2. In such case, vehicle operators must show due consideration to pedestrians and adjust their speed to the pedestrians traffic. Pedestrians may neither be endangered nor impeded. If necessary, vehicle operators must wait.
22	Sign 242.2 End of pedestrian zone	
23	Sign 244.1 Bicycle path	**Order or Prohibition** 1. Other vehicle operators are not allowed to use the bicycle path unless indicated by supplemental signs. 2. All vehicle operators may not exceed the speed limit of 30 km/h. Bicycle riders may neither be endangered nor impeded. If necessary, the motor vehicle operator must further reduce his speed. **Explanation** 1. Bicycle riders may ride abreast of each other. 2. Otherwise the rules on the use of roads and on priority apply.

1	2	3
Serial No.	**Sign and Supplemental Sign**	**Orders or Prohibitions** **Explanation**
24	Sign 244.2 End of bicycle path	
25	Sign 245 Bus lane	**Order or Prohibition** Vehicle operators may not drive on bus lanes with vehicles other than scheduled buses and vehicles marked with the school bus sign pursuant to the law on the transportation of passengers transporting students or handicapped persons. **Explanation** 1. The lane reserved for buses may only be used by ambulances, taxis, bicycle riders and unscheduled buses if this is indicated by supplemental signs. 2. Taxis may stop at bus stops (sign 224) for immediate pick up or getting off of passengers.
Part 6	**Traffic prohibitions**	
26		**Order or Prohibition** The following signs 250 to 261 (traffic prohibitions) prohibit traffic entirely or partially with their meaning stated in column 2. **Explanation** The following applies for signs 250 – 259: 1. Other kinds of traffic may be prohibited by signs of the same type with symbols pursuant to section 39, paragraph (7). 2. Two of the following prohibitions may be combined on one sign.
27		**Explanation** If a weight like “7.5 t” is stated on a supplemental sign, the prohibition only applies if the permissible total weight of these vehicles exceeds the indicated limit.

1	2	3
		Orders or Prohibitions
Serial No.	**Sign and Supplemental Sign**	**Explanation**
28	Sign 250 Prohibited for all types of vehicles	**Explanation** 1. The sign does not apply to hand carriages, and in deviation from section 28, paragraph (2), neither to persons leading horses or driving cattle. 2. Motorcycles and bicycles may be pushed.
29	Sign 251 Motor vehicles prohibited	**Explanation** Prohibited for motor vehicles and other multi-track vehicles.
30	Sign 253 Motor vehicles with an authorized weight exceeding 3.5 tons prohibited	**Explanation** The prohibition applies to motor vehicles with an authorized total weight exceeding 3.5 tons, including their trailers and to tractors. Passenger cars and motor buses are exempted.
30.1		**Explanation** 1. This combination authorized with sign 253 only limits the traffic prohibition to through traffic with commercial vehicles with an authorized total weight exceeding 12 tons. If the trip serves - a) To reach or leave premises located at the road affected by the traffic prohibition or at a road that can be reached via the road affected by the prohibition. b) The transportation of goods by road as defined under section 1, paragraph (1), of the Law concerning the Transportation of Goods by Road in an area within a circumference of 75 km, calculated at a linear distance from the center of the first loading place of the respective vehicle at the beginning of

1	2	3
Serial No.	**Sign and Supplemental Sign**	**Orders or Prohibitions** **Explanation**
		the trip (center of town); all local communities whose center is located within the area belong to that area, or c) If the trip is carried out with vehicles designated as heavy commercial vehicles in section 1, paragraph (2),of the Law on Tolls for Autobahns -it is not considered through traffic. 2. The traffic prohibition does not apply to trips carried out on marked detour roads (signs 421, 442, 454, to 459 or signs 460 and 466), in order to account for exceptional traffic situations.
31	Sign 254 No bicycles	
32	Sign 255 No motorcycles	**Explanation** The prohibition applies to motorcycles, also with sidecar, light motorcycles or motorbikes.
33	Sign 259 No pedestrians	
34	Sign 260 No motorcycles and motor vehicles	**Explanation** The prohibition applies to motorcycles, also with sidecar, small motorcycles and motorbikes as well as to motor vehicles and other multi-track vehicles.

1	2	3
Serial No.	**Sign and Supplemental Sign**	**Orders or Prohibitions** **Explanation**
35	Sign 261 Prohibited for vehicles carrying dangerous goods subject to identification	
Re 36 to 40		**Order or Prohibition** The following signs 262 to 266 prohibit participation in traffic for vehicles whose dimensions or weight, to include the load, exceeds the actual limit indicated on the respective sign.
36	Sign 262 Maximum weight allowed	**Explanation** In case of trains of vehicles the weight limit on sign 262 applies to the individual vehicle, in case of semitrailers separately for the tractor vehicle including load on tractor and for the actual axle weights of the semitrailer.
37	Sign 263 Maximum axle weight allowed	
38	Sign 264 Maximum width allowed	

1	2	3
Serial No.	**Sign and Supplemental Sign**	**Orders or Prohibitions** **Explanation**
39	Sign 265 Maximum height allowed	
40	Sign 40 Maximum length allowed	
41	Sign 267 No entry	**Order or Prohibition** Vehicles may not enter the road.
41.1	 	**Explanation** The supplemental sign re sign 267 allows entry by bicycles.
42	Sign 268 Snow chains mandatory	

1	2	3
Serial No.	**Sign and Supplemental Sign**	**Orders or Prohibitions** **Explanation**
43	Sign 269 Prohibited for vehicles with cargo liable to pollute water	**Order or Prohibition** Use of road is prohibited for vehicles with more than 20 l of cargo liable to pollute water.
44	Sign 270.1 Prohibition of motor vehicle traffic to reduce harmful air pollution	**Order or Prohibition** If measures are ordered to avoid harmful effects on the environment by air pollution on the basis of section 40, paragraph (1), of the Federal Emission Control act, vehicles may not participate in traffic within an area marked by these signs. **Explanation** The following motor vehicles are exempt from the prohibition: 1. Motor vehicles which pursuant to section 1, paragraph (2), of the Ordinance Concerning the Identification of Motor Vehicles with Low Emission of Pollutants of 10 October 2006 (Federal Law Gazette I, p. 2218), last amended by the ordinance of 5 December 2007 (Federal Law Gazette I, p. 2793), are permitted to operate based on an exception in a special case or in general by supplemental sign or general order. 2. Vehicles which pursuant to annex 3 (re sec 2, para (3)), of the Ordinance concerning the Identification of Motor Vehicles with Low Emission of Pollutants of 10 October 2006 (Federal Law Gazette I, p. 2218), last amended by the ordinance of 5 December 2007 (Federal Law Gazette I, p. 2793) are not subject to identification by stickers.

1	2	3
Serial No.	**Sign and Supplemental Sign**	**Orders or Prohibitions** **Explanation**
45	Sign 270.2 End of prohibition of motor vehicle traffic to reduce harmful air pollution	
46	 	**Explanation** The supplemental sign to sign 270.1 “Exemption from traffic prohibition pursuant to section 40, paragraph (1), of the Federal Emission Control Act “ exempts motor vehicles from the traffic prohibition equipped with a sticker depicted on the supplemental sign in the respective color pursuant to section 3, paragraph (1), of the Ordinance concerning the Identification of Motor Vehicles with Low Emission of Pollutants of 10 October 2006 (Federal Law Gazette I, p. 2218), last amended by ordinance of 5 December 2007 (Federal Law Gazette I, p. 2793).
47	Sign 272 No U turns	**Order or Prohibition** Vehicle operators may not make a U turn.

1	2	3
Serial No.	**Sign and Supplemental Sign**	**Orders or Prohibitions** **Explanation**
48	Sign 273 Minimum distance between vehicles of 3.5 t	**Order or Prohibition** The sign prohibits vehicles with an authorized total weight exceeding 3.5 tons or a tractor to go below the indicated minimum distance to a preceding vehicle of the same type. Passenger vehicles and motor buses are exempted.
Part 7 Speed limits and no passing zones		
49	Sign 274 Speed limit	**Order or Prohibition** Vehicle operators may not drive in excess of the indicated speed limit. **Explanation** 1. If the sign allows specific speed limits above 50 km/h within built-up areas this applies to all types of vehicles. 2. Outside built-up areas the maximum speed limits for certain types of vehicles (sec 3, para (3), nos 2a and 2b, and sec 18, para (5)) remain in effect, if the sign allows a higher speed.
49.1	 	**Order or Prohibition** The supplemental sign to sign 274 prohibits driving in excess of the indicated speed limit if the road is wet.
50	Sign 274.1 Limited speed zone	**Order or Prohibition** Within this zone vehicles may not drive in excess of the indicated maximum speed.
51	Sign 274.2 End of limited speed zone	

1	2	3
		Orders or Prohibitions
Serial No.	**Sign and Supplemental Sign**	**Explanation**
52	Sign 275 Required minimum speed	**Order or Prohibition** Vehicles may not drive at a lower speed than the minimum speed indicated, unless it is required by road or traffic conditions, low vision or weather conditions. Vehicles which cannot or are not allowed to drive at the indicated speed may not use a lane marked by this sign.
Re 53 and 54		**Order or Prohibition** The following signs 276 and 277 prohibit the passing of multi-track motor vehicles and motor cycles with sidecar. **Explanation** If a weight limit of 7.5 tons is indicated on a supplemental sign, the prohibition only applies if the authorized total weight of these motor vehicles, including their trailers, exceeds the indicated limit.
53	Sign 276 No passing	
54	Sign 277 No passing for motor vehicles in excess of 3.5 tons authorized weight	**Explanation** No passing for motor vehicles with an authorized total weight exceeding 3.5 tons, including their trailers, and for tractors. Passenger cars and motor buses are exempted.
54.1	 	**Explanation** The supplemental sign to sign 274, 276, or 277 indicates the distance for which a prohibition is in effect.

1	2	3
		Orders or Prohibitions
Serial No.	**Sign and Supplemental Sign**	**Explanation**
55		**Explanation** The end of a prohibition applying to a certain road section will not be indicated , if the prohibition is only applicable for a short stretch and the length of the prohibition is indicated on a supplemental sign. The same applies if the sign indicating a prohibition to a certain road section is combined with a danger sign and the location leaves no doubt about the end of the indicated danger. Otherwise it will be marked by the signs 278 to 282.
56	Sign 278 End of speed limit	
57	Sign 279 End of required minimum speed	
58	Sign 280 End of no passing zone	
59	Sign 281 End of no passing zone for motor vehicles in excess of 3.5 tons authorized weight	

1	2	3
Serial No.	**Sign and Supplemental Sign**	**Orders or Prohibitions** **Explanation**
60	Sign 282 End of all prohibitions applying to a certain road section	
Part 8	**No stopping and no parking**	
61		**Explanation** 1. The no stopping indicated by below signs 283 and 286 only apply to the side of the road on which they are installed. They apply up to the next junction or intersection or to the point where other traffic signs indicate different rules for parking vehicles. 2. Temporary no stopping indicated by signs 283 and 286 suspend traffic signs or markings by which parking is permitted. 3. The beginning of the no parking area may be identified by a white horizontal arrow pointing towards the roadway, its end may be identified by such arrow pointing away from the roadway. If the signs are repeated within the no stopping area one tip of the arrow points toward the road and the second one points away from it. 4. The exemptions provided for by the supplemental signs under numbers 63.2 and 63.3 only apply if the parking permits are displayed or attached so that they are clearly legible.
62	Sign 283 No stopping	**Order or Prohibition** Vehicle operators may not stop on the roadway.
62.1		**Order or Prohibition** The supplemental sign prohibits stopping on the shoulder.

1	2	3
Serial No.	**Sign and Supplemental Sign**	**Orders or Prohibitions** **Explanation**
63	Sign 286 Restricted no stopping	**Order or Prohibition** Vehicles may not stop on the roadway longer than 3 minutes, except for boarding and alighting from a vehicle or for loading and unloading. **Explanation** Loading transactions must be carried out without delay.
63.1		**Order or Prohibition** This supplemental sign indicates that stopping longer than 3 minutes is also prohibited on the road shoulder, except for the purpose of boarding and alighting or loading and unloading.
63.2		**Explanation** The supplemental indicates that disabled persons whose ability to walk is severely impaired, who suffer from bilateral amelia or phocomelia or from comparable functions impairments, and blind persons who hold a special parking permit are exempt from the no-stopping prohibition.
63.3		**Explanation** The supplemental sign exempts residents holding a special parking permit from the no-stopping prohibition.

1	2	3
Serial No.	**Sign and Supplemental Sign**	**Orders or Prohibitions** **Explanation**
64	Sign 290.1 Restricted no stopping zone	**Order or Prohibition** Vehicles may not stop in the marked zone longer than 3 minutes, except for boarding and alighting from a vehicle or for loading and unloading. **Explanation** 1. Within the marked zone the restricted no stopping applies for all public traffic areas, unless other rules apply as indicated by traffic signs, traffic installations or markings. 2. A supplemental sign may allow parking for residents with a parking permit. 3. If indicated by supplemental signs parking within marked areas may be permitted with parking ticket or parking disc clock (sign 318). The parking permit, parking ticket or the parking disc clock must be displayed or attached so that it is clearly legible.
65	Sign 290.2 End of Restricted no stopping zone	
Part 9 Road markings		
66	Sign 293 Pedestrian crosswalk	**Order or Prohibition** Vehicles may not stop on or up to 5m in front of pedestrian crosswalks.
67	Sign 294 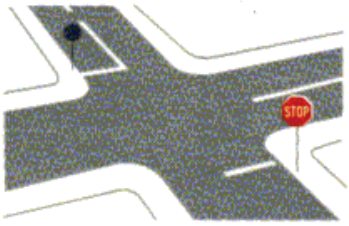 Stop line	**Order or Prohibition** In addition to orders to wait or stop indicated on sign 206, or given by police officers, traffic lights or barriers, the stop line requires vehicles to stop at the line. If necessary, the vehicle operator must stop again at a point where the road which he intends to access can be overlooked.

1	2	3
Serial No.	**Sign and Supplemental Sign**	**Orders or Prohibitions** **Explanation**
68	Sign 295 Solid white line separating lanes and delimiting the roadway	**Order or Prohibition** 1. a) Vehicles must not cross or drive on the solid line. b) If the solid line separates the part of the roadway intended for oncoming traffic, vehicles must keep to the right of the line. c) If it delimits a paved shoulder, agricultural tractors and machinery, carts and similarly slow vehicles must keep to the right of the line outside built-up areas, if possible. d) Vehicles may not park on the roadway (sec 12, para (2)) if the width of the lane between the parked vehicle and the line delimiting the lane is less than 3 m. 2. a) Vehicles may not stop to the left of the solid line delimiting the roadway if to the right of it there is a shoulder or special path. b) Vehicles may not cross the line separating the roadway and the center island of a traffic circle. **Explanation** 1. If depicted as a lane delimitation line, the sign separates the part of the roadway reserved for oncoming traffic or multiple lanes of traffic travelling in the same direction. In order to separate oncoming traffic the delimitation line may consist of a double line. 2.a) The solid line may also delimit the roadway from a shoulder or special path. b) If, by sign 223.1, driving on the shoulder is ordered, the roadway delimitation line may be crossed like a line used to delimit traffic lanes of a continuous roadway (sign 340). c) Only vehicles which otherwise would not be able to drive in a traffic circle because of their size are exempt from the prohibition to cross the line separating the roadway from the center island of a traffic circle. They are authorized to cross the center island if endangering of other road users is excluded. d)If the line delimits a special path, it may be crossed if parking places are located beyond the line which otherwise cannot be reached and the users of special paths are neither endangered nor impeded. e) The roadway delimitation line may be crossed if a driveway is located beyond it which cannot be accessed otherwise.

1	2	3
Serial No.	**Sign and Supplemental Sign**	**Orders or Prohibitions** **Explanation**
69	Sign 296 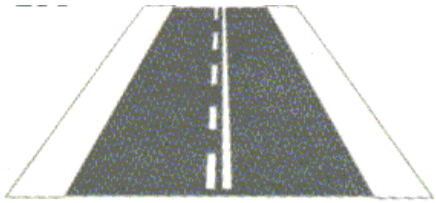 Lane B Lane A Passing only from broken line side	**Order or Prohibition** 1. Vehicles may not cross the solid line or drive on it. 2. Parking on the roadway is prohibited if the space between the parking vehicle and the solid line delimiting the lane is less than 3 m wide. **Explanation** The line marking requires that vehicles driving on lane B may cross the line if this is possible without endangering traffic.
70	Sign 297 Directional arrows	**Order or Prohibition** 1. Vehicles must follow the direction of travel at the next intersection or junction, if center lines (sign 340) or traffic lane lines (sign 295) are painted between the arrows. 2. Vehicles must not stop on the part of the roadway marked with arrows. **Explanation** By the arrows vehicles are advised to merge in good time and drive parallel in lanes. Vehicles which have merged into lanes may also be passed on the right.
71	Sign 297.1  Advance arrow	**Explanation** The advance arrow indicates a lane demarcation or the end of a lane. The arrow's design may be different from the one depicted.
72	Sign 298 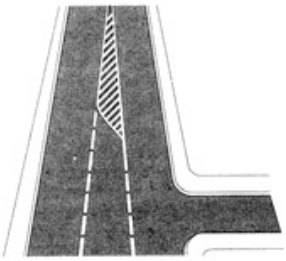 Off limits marking	**Order or Prohibition** Vehicles may not drive on the off-limits marking.

1	2	3
Serial No.	**Sign and Supplemental Sign**	**Orders or Prohibitions** **Explanation**
73	Sign 299 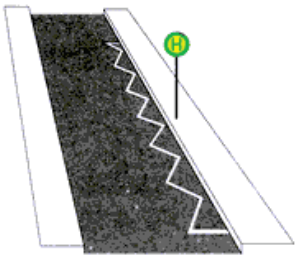 Marking for no stopping or no parking	**Order or Prohibition** Vehicles may not stop or park within the area marked for no stopping or no parking. **Explanation** Markings for no stopping and no parking areas designate, extend or reduce prescribed no stopping or no parking.
74		**Order or Prohibition** Vehicles must comply with the placing ordered by the parking space markings. **Explanation** Parking space markings allow parking (sec 12, para (2)) on sidewalks only for vehicles with an authorized total weight of 2.8 t. If parking spaces are clearly marked on roads, the markings determine the way vehicles must be placed. Markings in solid lines may be crossed.

Annex 3
(re sec 42, para (2))

Guiding Signs

1	2	3
Serial No.	**Sign and Supplemental Sign**	**Orders or Prohibitions** **Explanation**
Part 1	**P r i o r i t y s i g n s**	
1	Sign 301 Right of way	**Explanation** The sign indicates right of way at the next intersection or junction.
2	Sign 306 Priority road	**Order or Prohibition** Outside built-up areas vehicles may not park on the roadways of priority roads. **Explanation** The sign indicates the right of way up to the next sign 205, Yield right of way", sign 206 "Stop, yield right of way, or sign 307 "End of priority road".
2.1		**Order or Prohibition** 1. Vehicles intending to follow the turning priority road need to indicate that clearly and in due time; they shall use the direction indicators. 2. They shall pay special attention to pedestrians. If necessary, they must wait. **Explanation** The supplemental sign to sign 306 shows the course of the priority road.
3	Sign 307 End of priority road	

1	2	3
Serial No.	**Sign and Supplemental Sign**	**Orders or Prohibitions** **Explanation**
4	Sign 308 Oncoming traffic must wait	
Part 2	**Built–up area sign**	
Re 5 and 6		**Explanation** 1. Starting at these signs the traffic regulations effective within or outside built-up areas apply. 2. The upper part of sign 311 may be white if the designated built-up area belongs to the same local community as the one just passed through.
5	Sign 310 Front side of built-up area sign	The built-up area sign indicates: A built-up area starts here.
6	Sign 311 Back side of built-up area	The built-up area sign indicates: A built-up area ends here.
Part 3	**Parking**	
7	Sign 314 Parking area	**Order or Prohibition** Vehicles are not allowed to park in violation of restrictions on supplemental signs. **Explanation** 1. Parking is allowed by this sign. a) Parking may be restricted by a supplemental sign in particular regarding the time, vehicle types or parking with parking ticket. b) A supplemental sign with image 318 (parking disk clock) indicating a number of hours authorizes

1	2	3
Serial No.	**Sign and Supplemental Sign**	**Orders or Prohibitions** **Explanation**
		parking with use of a parking disk for the indicated maximum time. c) A supplemental sign may exempt residents holding a parking permit from having to display a parking ticket. d) A supplemental sign with wheel chair symbol may limit parking to disabled persons whose ability to walk is severely impaired, who suffer from bilateral amelia or phocomelia or from comparable functions impairments, and to blind persons. e) Parking is only permitted if the parking ticket, the parking disk clock, or the parking permit is displayed or attached to be clearly legible. f) A supplemental sign may indicate that parking is subject to a fee. 2. The beginning of an area where parking is permitted may be marked on the sign by a white horizontal arrow pointing towards the roadway and its end by such an arrow pointing away from the roadway. If additional signs are put up inside the parking area one arrow tip points toward the roadway, the other one away from it. 3. The sign combined with a supplemental sign with a black arrow points to bigger parking lots or parking garages. The sign may specify in addition whether it is a parking garage.
8	Sign 314.1 Managed parking zone	**Explanation** 1. This sign indicates that parking is permitted. Parking within the managed parking zone is only permitted with parking ticket or parking disk clock (image 318), unless stopping and parking is prohibited by law or by other traffic signs. The type of restriction is indicated on supplemental signs. 2. A supplemental sign may exempt residents holding a parking permit from the requirement to use a parking ticket or parking disk clock. 3. Parking is only authorized if the parking ticket, parking disk, or the parking permit is displayed or attached to be clearly legible.

1	2	3
Serial No.	**Sign and Supplemental Sign**	**Orders or Prohibitions** **Explanation**
9	Sign 314.2 End of managed parking zone	
10	Sign 315 Parking on sidewalks permitted	**Order or Prohibition** Vehicles with an authorized total weight exceeding 2.8 tons may not park on the sidewalk. Parking in any other way than shown on the sign is also prohibited as well as parking in violation of restrictions on supplemental signs. **Explanation** 1. The sign allows parking on sidewalks for vehicles with an authorized total weight of 2.8 tons. 2. The sign depicts the way the vehicles should be parked. 3.Parking may restricted by a supplemental sign in particular regarding time, types of vehicles or in favor of residents holding a special parking permit or disabled persons whose ability to walk is severely impaired, who suffer from bilateral amelia or phocomelia or from comparable functions impairments, and blind persons. Exemptions only apply if the parking permits are displayed or attached easily legible. A supplemental sign may require a parking ticket or parking disk clock for parking. 4. The beginning of the area where parking is allowed may be indicated on the sign by a white horizontal arrow pointing towards the roadway, its end by such arrow pointing away from the roadway. If additional signs are put up inside the parking area one arrow tip points toward the roadway, the other one away from it.
11	Sign 318 Parking disk clock	

1	2	3
Serial No.	**Sign and Supplemental Sign**	**Orders or Prohibitions** **Explanation**
Part 4 Traffic controlled residential area		
12	Sign 325.1 Beginning of traffic controlled residential area	**Order or Prohibition** 1. Vehicles must drive at walking speed. 2. Vehicles may neither endanger nor impede pedestrians; if necessary, vehicles must wait. 3. Pedestrians may not obstruct vehicle traffic more than necessary. 4.Vehicles are not allowed to park outside the areas marked for parking, except to board or alight from the vehicle, or for loading and unloading. **Explanation** Pedestrians may use the full width of the road; playing children are allowed in the entire area.
13	Sign 325.2 End of a traffic controlled residential area	
Part 5 Tunnel		
14	Sign 327 Tunnel	**Order or Prohibition** Vehicles must turn on their low beam headlights while driving through the tunnel. U-turn in the tunnel is not allowed. **Explanation** 1. The sign is put up at every tunnel entrance. 2. In case of an emergency or a vehicle breakdown only the existing emergency stop and breakdown areas may be used.

1	2	3
Serial No.	**Sign and Supplemental Sign**	**Orders or Prohibitions** **Explanation**
Part 6 Emergency stop and breakdown area		
15	Sign 328 Emergency stop and breakdown area	**Order or Prohibition** Vehicles may only stop in an emergency stop and breakdown area in case of an emergency or vehicle breakdown.
Part 7 Autobahns and roads reserved for motor vehicles		
16	Sign 330.1 Autobahn	**Explanation** This sign indicates that the traffic rules for autobahns apply.
17	Sign 330.2 Autobahn ends	
18	Sign 331.1 Motor vehicles only	**Explanation** This sign indicates that the traffic rules for roads reserved for motor vehicles apply.

1	2	3
Serial No.	**Sign and Supplemental Sign**	**Orders or Prohibitions** **Explanation**
19	Sign 331.2 End of motor vehicles only	
20	Sign 333 Autobahn exit	**Explanation** On roads reserved for motor vehicles and roads similar to autobahns the corresponding sign with black lettering on yellow background indicates an exit. The sign may also have a white background.
21	Sign 450 Distance marker	**Explanation** This sign is positioned 300 m (as shown), 200 m and 100 m before an autobahn interchange (autobahn junction, autobahn intersection or autobahn merging point). The 300 m distance marker shows the number of the autobahn interchange.
Part 8	**Road markings**	
22	Sign 340 Lane line	**Order or Prohibition** 1. Vehicles may not cross the lane lines if traffic is endangered thereby. 2. Vehicles may cross bicycle refuge strips marked by lane lines on the roadway only if necessary. Bicycle riders may not be endangered. 3. Parking of vehicles on bicycle refuge strips marked by lane lines is prohibited. **Explanation** The bicycle traffic refuge strip may be marked with the “bicycle traffic” symbol on the pavement.

1	2	3
		Orders or Prohibitions
Serial No.	**Sign and Supplemental Sign**	**Explanation**
23	Sign 341 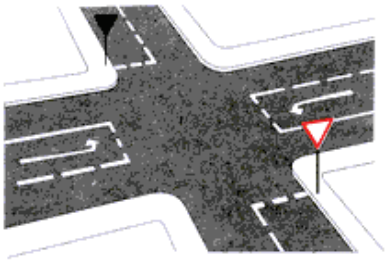 Waiting line	**Explanation** The waiting line advises vehicles which have to yield right of way to wait at this point.
Part 9	**Information signs**	
24	Sign 350 Pedestrian crosswalk	
25	Sign 354 Water protection area	
26	Sign 356 Traffic directed by school guard	

1	2	3
		Orders or Prohibitions
Serial No.	**Sign and Supplemental Sign**	**Explanation**
27	Sign 357 Dead end	**Explanation** In the upper part of the traffic sign pictographs may indicate that the dead end is open for bicycle riders and/or pedestrians.
Re 28 and 29		**Explanation** 1. Such signs with the respective symbols according to the traffic sign catalog published by the federal ministry responsible for traffic may also give other information, for example about a telephone, emergency call box, auto repair, gas stations, camp grounds. 2. Information signs for hotels, restaurants and snack machines will only be put up on autobahns if they are autobahn installations or 24-hour service stations off the autobahn.
28	Sign 358 First aid station	
29	Sign 363 Police station	
30	Sign 385 Town information sign	

1	2	3
		Orders or Prohibitions
Serial No.	**Sign and Supplemental Sign**	**Explanation**
Re 31 and 32		**Explanation** The signs are placed off of autobahns. They provide information about destinations and routes of interest for tourists. They may also be designed as direction signs.
31	Sign 386.1 Point of interest	
32	Sign 386.2  Tourist route	
33	Sign 386.3 Tourist information sign	**Explanation** The sign can be found along the autobahn. It informs about tourist places of interest.
34	Sign 390 Toll road for trucks according to the law on tolls for autobahns	

1	2	3
Serial No.	**Sign and Supplemental Sign**	**Orders or Prohibitions** **Explanation**
35	Sign 391 Toll road	
36	Sign 392 Customs control	
37	Sign 393 Information sign at border crossing points	
38	Sign 394 Ring around street lights	**Explanation** Within built-up areas, the sign marks streetlights that are not lighted for the entire night. The time the light is turned off may be indicated on the red field in white letters.
Part 10	**Direction signs**	1. Number Signs
39	Sign 401 Federal highway	

1	2	3
Serial No.	**Sign and Supplemental Sign**	**Orders or Prohibitions** **Explanation**
40	Sign 405 Autobahn	
41	Sign 406 Autobahn junction	**Explanation** Numbers the autobahn junctions (autobahn exits, autobahn intersections and autobahn merging points.
42	Sign 410 European highway	
		2. Direction signs off of autobahns
		a) Advance direction signs
43	Sign 438 	
44	Sign 439 	

1	2	3
Serial No.	**Sign and Supplemental Sign**	**Orders or Prohibitions** **Explanation**
45	Sign 440 	
46	Sign 441 	
		b) Arrow direction signs
Re 47 to 49		**Explanation** The supplemental sign “Nebenstrecke” (secondary route) informs of a road connection of minor importance.
47	Sign 415 	**Explanation** Arrow direction sign on Federal highways.
48	Sign 418 	**Explanation** Arrow direction sign on other roads.
49	Sign 419 	**Explanation** Arrow direction sign on other roads with minor importance for traffic.
50	Sign 430 	**Explanation** Arrow direction sign to autobahn.

1	2	3
Serial No.	**Sign and Supplemental Sign**	**Orders or Prohibitions** **Explanation**
51	Sign 432 	**Explanation** Arrow direction sign to places of considerable importance for traffic.
		c) Direction tables
52	Sign 434 	**Explanation** The direction table may be combined on one panel. The distances for a direction may be indicated on separate panels.
		d) Exit panel
53	Sign 332.1 	**Explanation** Exit from a highway or road similar to an autobahn. Inside built-up areas the sign may be designed with a white background.
		e) Street name signs
54	Sign 437 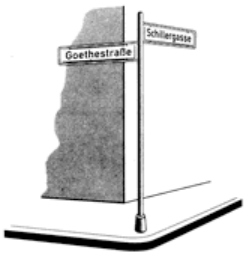 	**Explanation** This sign either has white letters on dark background or black letters on light background. It may also be fastened to buildings.

1	2	3
Serial No.	**Sign and Supplemental Sign**	**Orders or Prohibitions** **Explanation**
		3. Direction signs on autobahns
		a) Advance direction panels
Re 55 and 58		**Explanation** The number (sign 406) is the serial number of autobahn exits, autobahn intersections or autobahn merging points on the autobahn presently being used. It is intended for better orientation.
55	Sign 448 	**Explanation** The sign indicates an autobahn exit, an autobahn intersection or autobahn merging point. It incorporates sign 406.
56		**Explanation** The symbol indicates an exit.
57		**Explanation** The symbol indicates an autobahn intersection or autobahn merging point; it also points to intersections and merging points where autobahns merge with roads of the secondary road network constructed similar to autobahns.
58	Sign 448.1 	**Explanation** 1. This sign announces an “Autohof” in immediate vicinity of an autobahn exit. 2. The “Autohof” will be announced once at the right side of the roadway 500 to 1000 m before sign 448. The services offered by the Autohof will be depicted by symbols on a supplemental sign.
		b) Advance direction sign
59	Sign 449 	

1	2	3
Serial No.	**Sign and Supplemental Sign**	**Orders or Prohibitions** **Explanation**
		c) Exit sign
60	Sign 332 	
		d) Distance sign
61	Sign 453 	**Explanation** The distance sign indicates long distance destinations and the distance to the respective center of town. Destinations which can be reached via another autobahn than the one actually used are listed below the horizontal line.
Part 11	**Detour signs**	
		1. Detour on other roads than autobahns
		a) Detours for special types of vehicles
62	Sign 442 Advance direction sign	**Explanation** Advance direction sign for specific vehicle traffic
63	Sign 421 	**Explanation** Advance direction sign for specific vehicle traffic
64	Sign 422 	**Explanation** Direction sign for specific vehicle traffic

1	2	3
Serial No.	**Sign and Supplemental Sign**	**Orders or Prohibitions** **Explanation**
		b) Temporary detours (e.g. due to construction)
65		**Explanation** The course of the detour may be marked by:
66	Sign 454 	**Explanation** Detour direction sign or
67	Sign 455.1 	**Explanation** Detour continues
Re 66 and 67		**Explanation** Signs 454 and 455.1 may be supplemented by a destination information on a sign installed above them. If the detour only applies to specific types of vehicle traffic those will be indicated on a supplemental sign above the detour sign.
68		**Explanation** A temporary detour may be announced by sign 455.1 or:
69	Sign 457.1 	**Explanation** Announcement of detour
70		**Explanation** However, only with distance information on a supplemental sign and, if necessary, destination information on an additional sign above.
71		**Explanation** The announcement may also be made by:

1	2	3
Serial No.	**Sign and Supplemental Sign**	**Orders or Prohibitions** **Explanation**
72	Sign 458 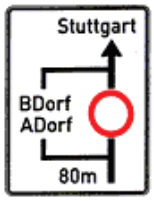 	**Explanation** A map drawing
73		**Explanation** The end of the detour may be indicated by:
74	Sign 457.2 	**Explanation** End of detour, or
75	Sign 455.2 	**Explanation** End of detour
		2. Optional detour for autobahn traffic
76	Sign 460 Optional detour	**Explanation** The sign marks an alternative route on the secondary road system between autobahn junctions.
77	Sign 466 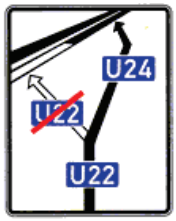 Detour route sign	**Explanation** If detoured traffic cannot be guided back to the autobahn at the junction shown by sign 460, traffic shall be guided further by this sign via the next optional detour.

1	2	3
Serial No.	**Sign and Supplemental Sign**	**Orders or Prohibitions** **Explanation**
Part 12	**Other traffic guiding signs**	
		1. Detour arrow
78	Sign 467.1 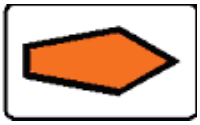 Detour arrow	**Explanation** This sign marks alternative routes on autobahns which are recommended as an option if necessary (recommended route).
79	Sign 467.2 	**Explanation** This sign marks the end of a recommended route.
		2. Traffic guiding panels
80		**Explanation** Traffic guiding panels show the course and the number of lanes, as for example:
81	Sign 501 Change of traffic lanes	**Explanation** This sign announces change of traffic to the opposite roadway.
82	Sign 531 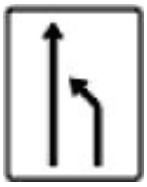 Merging lane	

1	2	3
		Orders or Prohibitions
Serial No.	**Sign and Supplemental Sign**	**Explanation**
82.1		**Explanation** At merging lane panels the supplemental sign indicates the point when merging should be done according to the zipper method (sec 7, para (4)).
83	Sign 590 Difficult traffic route	**Explanation** The sign announces that traffic must follow the "prescribed route" as indicated on the sign (signs 209 to 214).

Annex 4
(re sec 43, para (3))

Traffic Installations

1	2	3
Serial No.	**Sign and Supplemental Sign**	**Explanation**
Part 1	**Installations to mark work areas and accident scenes or other temporary obstructions**	
1	Sign 600 Barrier	
2	Sign 605 Arrow pillar marker Striped pillar marker	
3	Sign 628 Guide threshold with pillar marker	
4	Sign 629 Guide board with pillar marker	

1	2	3
Serial No.	**Sign and Supplemental Sign**	**Explanation**
Re 3 and 4		Guide threshold and guide board are used as a temporary marking.
5	Sign 610 Cone marker	
6	Sign 615 Movable barrier sign	
7	Sign 616 Movable barrier sign with flashing arrow	
Re 1 to 7		1. The traffic installations prohibit driving on the road surface marked by them and guide traffic past this surface. 2. Warning lamps fixed to these installations have red light if the entire roadway is blocked, otherwise they have yellow light or yellow flashing light. 3. In combination with the barrier sign road bumps to caution the driver may be installed crosswise to the driving direction ahead of the barrier sign.

1	2	3
Serial No.	**Sign and Supplemental Sign**	**Explanation**
Part 2	**Installations used to mark permanent obstructions or other danerous spots**	
8	Sign 625 Direction sign at curves	The direction sign at curves may also be installed in segments.
9	Sign 626 Guiding panel	
10	Sign 627 Guiding symbol	Guiding symbols normally identify objects which restrict traffic. Their design is determined by their vertical, horizontal or curved installation, for example at buildings, building parts, scaffoldings.
Part 3	**Installation to mark course of the road**	
11	Sign 620 Guiding posts (left) (right)	In order to mark the course of a road, guide posts may be installed at the road sides, normally at intervals of 50 m, and in curves at smaller intervals.
Part 4	**Warning panel to identify vehicles and trailers in the dark**	
12	Sign 630 Parking warning sign	