

# U.S. COAST GUARD



# STANDARD BOATS

**UNITED STATES COAST GUARD**

ADDRESS REPLY TO

WASHINGTON

**THE COMMANDANT (OAL)**

REFER TO FILE: CG-6091

29 November, 1944

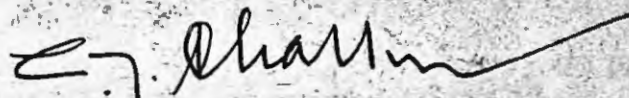
To: All DCGO's; Commander, Greenland Patrol; Superintendent, ACADEMY; Commandant, YARD; Inspectors; CO's, Supply Depots; CO's, Air Stations; and all Lifeboat Stations

Subj: U.S.Coast Guard Standard Boats; Allowence List for

1. The Allowance List for Standard Boats as listed herein is approved.

2. The items as listed in this Allowance List should be furnished for boats now under construction and future construction.

3. Where variations of, or deficiencies in items of outfits of boats now in operation are found, corrections shall be made as soon as practicable by the unit to which the boat is assigned, however serviceable items though varying somewhat from the standard, may be retained in use until replacement becomes necessary.



L. T. CHALKER  
Assistant Commandant



# TABLE - OF - CONTENTS

## BOAT PLATES - ENGINEERING OUTFITS - HULL OUTFITS

PLATE NO.	BOAT	PART I	PART II
1	10-FT. DINGHY		Page 1
2	13-FT. DINGHY		Page 1
3	16-FT. DINGHY		Page 1
4	19-FT. DORY		Page 1
5	20-FT. DINGHY		Page 1
6	23-FT. MONOMOY SURFBOAT		Page 1
✓7	24-FT. 6 IN. RACE POINT SURFBOAT		Page 1
✓8	25-FT. 6 IN. S.B. SURFBOAT		Page 1
9	26-FT. DRILL BOAT		Page 1
10	26-FT. MONOMOY SURFBOAT		Page 1
11	18-FT. MOTOR DINGHY	Page 1-4	Page 1
12	20-FT. MOTOR LAUNCH	Page 1-4	Page 1
13	20-FT. MOTOR CARGO BOAT	Page 1-4	Page 1
14	23-FT. MOTOR WHALEBOAT	Page 1-4	Page 1
15	24-FT. MOTOR CARGO BOAT	Page 1-4	Page 1
16	25-FT. 10 IN. MOTOR S.B. SURFBOAT	Page 1-6	Page 1-2
17	26-FT. MOTOR WHALEBOAT	Page 1-2	Page 1
18	26-FT. CABIN LAUNCH	Page 1-2	Page 1
19	26-FT. 6 IN. MOTOR LAUNCH	Page 1-4	Page 1
20	30-FT. CRASH BOAT	Page 1-6	Page 1-2
21	30-FT. RESCUE BOAT	Page 1-4	Page 1
22	36-FT. 8 IN. MOTOR LIFEBOAT	Page 1-4	Page 1-2
23	38-FT. CABIN PICKET BOAT	Page 1-8	Page 1-2
24	40-FT. MOTOR LAUNCH	Page 1-3	Page 1
25	40-FT. BUOY BOAT	Page 1-5	Page 1-2

20' Line Handling  
2' Motor Cargo  
4' Utility

2' Cabin

ALLOWANCE LIST. U.S.C.G. STANDARD BOATS

Part II

GROUP NAME BOATS (10-FT. DINGHY)

Page 1

Group 582-15

TITLE	CLASS OR STOCK NO.	UNIT OF QUANTITY	ALLOWANCE	NAME, DESCRIPTION, AND REMARKS	ITEM
				OUTFIT FOR BOAT (PLATE 1):	
C	12R	No.	4	Rowlocks, composition, No. 3, with lanyards.	
C	21L	No.	1	Painter, bow, 1-3/4" line, 4 fathoms long.	
C	21L	No.	1	Sternfast, 1-3/4" line, 4 fathoms long.	
C	23B	No.	1	Bailer, boat.	
C	230	No.	4	Oars, 7 ft.	
B	24C	No.	1	Cover, boat, canvas.	

REVISED

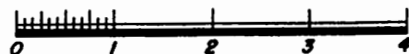

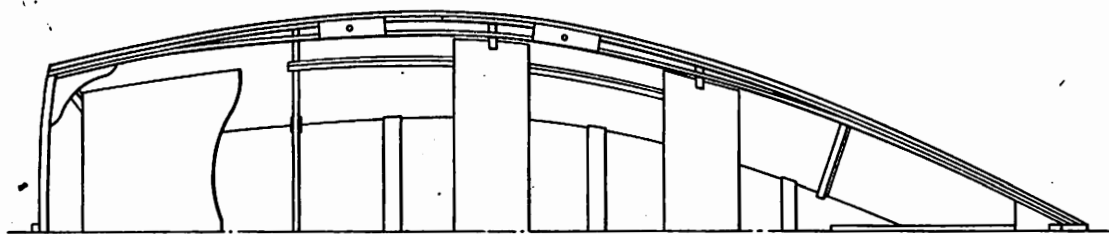
NOV 29 1944



# PARTICULARS

Length over all- - - - 10' - 9"  
 Beam (over fenders)- - - 4' - 7"  
 Weight, with outfit- - - Abt. 175 lbs.  
 Distance between  
 hoisting fittings- - - - 9' - 7"  
 Capacity, normal load- - 2 men  
 Type of planking - - - - Clinker

Boat outfit in accordance with Std.  
 Allowance List for this type of Boat.



ALLOWANCE LIST, U.S.C.G. STANDARD BOATS

Part II

Page 1

Group 582-15

GROUP NAME BOATS (13-FT. DINGHY)

TITLE	CLASS OR STOCK NO.	UNIT OF QUANTITY	ALLOWANCE	NAME, DESCRIPTION, AND REMARKS	ITEM
				OUTFIT FOR BOAT (PLATE 2):	
C	12R	No.	4	Rowlocks, composition, No. 3, with lanyards.	
C	21L	No.	1	Painter, bow, 1-3/4" line, 5 fathoms long.	
C	21L	No.	1	Sternfast, 1-3/4" line, 5 fathoms long.	
C	23B	No.	1	Bailer, boat.	
C	230	No.	4	Oars, 8 ft.	
B	24C	No.	1	Cover, boat, canvas.	

REVISED


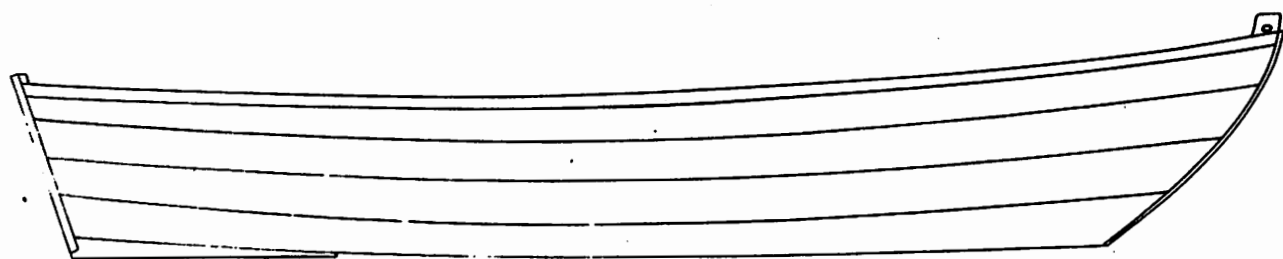
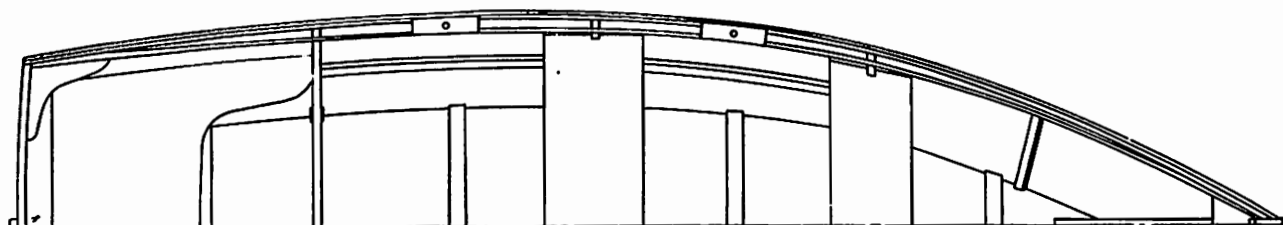
NOV 29 1944



# PARTICULARS

Length over all- - - - 13' - 2"  
 Beam (over fenders)- - - 4' - 7"  
 Weight, with outfit- - - Abt. 250 lbs.  
 Distance between  
 hoisting fittings- - - 12' - 0"  
 Capacity, normal load- - 3 men  
 Type of planking - - - - Clinker

Boat outfit in accordance with Std.  
 Allowance List for this type of Boat.



ALLOWANCE LIST. U.S.C.G. STANDARD BOATS

Part II

Page 1

GROUP NAME BOATS (16-FT. DINGHY)

Group 682-15

TITLE	CLASS OR STOCK NO.	UNIT OF QUANTITY	ALLOWANCE	NAME DESCRIPTION, AND REMARKS	ITEM
				OUTFIT FOR BOAT (PLATE 3):	
B	6A	No.	1	Anchor, boat, galvanized, 14 lb. (Danforth or equal).	
C	12R	No.	4	Rowlocks, composition, No. 3, with lanyards.	
C	21L	No.	1	Line, anchor, 21 thread line, 15 fathoms long.	
C	21L	No.	1	Painter, bow, 2" line, 5 fathoms long.	
C	21L	No.	1	Sternfast, 2" line, 5 fathoms long.	
C	23B	No.	1	Bailer, boat.	
C	23H	No.	1	Hook, boat, 8 ft.	
C	230	No.	4	Oars, 8 ft.	
B	24C	No.	1	Cover, boat, canvas.	

REVISED

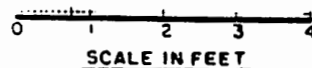

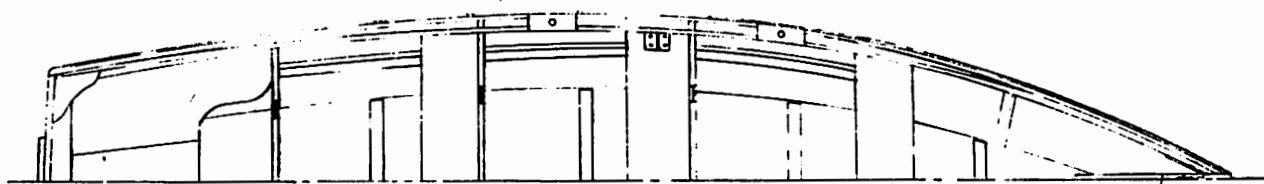
NOV 29 1944



#### PARTICULARS

Length over all- - - - 16' - 2"  
Beam (over fenders)- - - 4' - 8"  
Weight, with outfit- - - Abt. 350 lbs.  
Distance between  
hoisting fittings- - - 15' - 2"  
Capacity, normal load- - 4 men  
Type of planking - - - - Clinker

Boat outfit in accordance with Std.  
Allowance List for this type of Boat.



ALLOWANCE LIST. U.S.C.G. STANDARD BOATS

Part II

Page 1

GROUP NAME BOATS (19-FT. DORY)

Group 882-16

ITEM	CLASS OR STOCK NO.	UNIT OF QUANTITY	ALLOWANCE	NAME, DESCRIPTION, AND REMARKS	ITEM
				OUTFIT FOR BOAT (PLATE 4):	
B 6A	No.	1		Anchor, boat, galvanized, 14-lb. (Danforth or equal).	
C 12P	No.	24		Pins, thole, wood. (8 spares).	
C 21L	No.	1		Line, anchor, 2" line, 15 fathoms long.	
C 21L	No.	1		Painter, bow, 2" line, 5 fathoms long.	
C 21L	No.	1		Sternfast, 2" line, 5 fathoms long.	
C 23H	No.	1		Hook, boat, 8 ft.	
C 230	No.	9		Oars, 9 ft. (1 spare).	
B 24C	No.	1		Cover, boat, canvas.	

REVISED

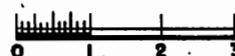
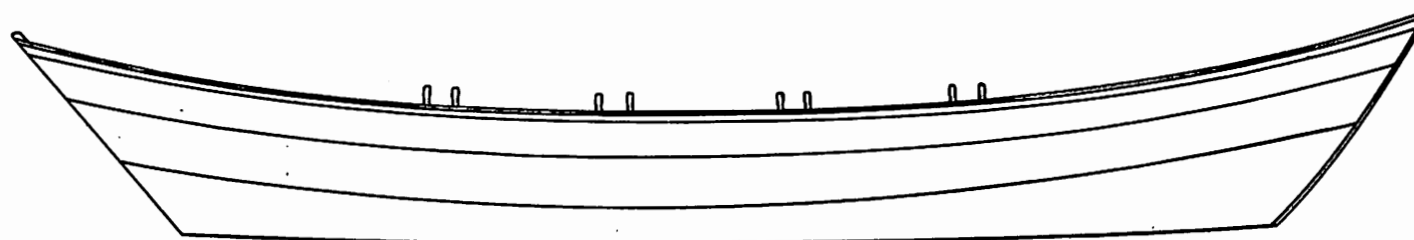
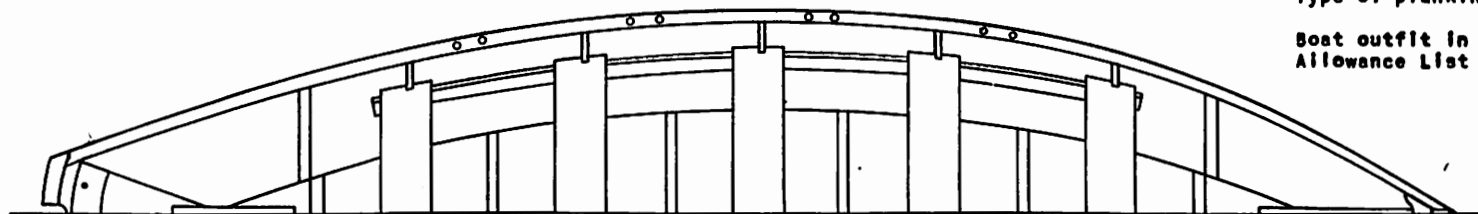
NOV 29 1944



# PARTICULARS

Length over all- - - - 19' - 6"  
 Beam (over fenders)- - - 5' - 8"  
 Weight, with outfit- - - Abt. 400 lbs.  
 Distance between  
 hoisting fittings- - - 18' - 3"  
 Capacity, normal load- - 5 men  
 Type of planking - - - Glinker

Boat outfit in accordance with Std.  
 Allowance List for this type of Boat.



SCALE IN FEET

ALLOWANCE LIST. U.S.C.G. STANDARD BOATS

Part II

Page 1

GROUP NAME BOATS (20-FT. DINGHY)

Group 882-15

ITEM	CLASS OR STOCK NO.	UNIT OF QUANTITY	ALLOWANCE	NAME, DESCRIPTION, AND REMARKS	
				OUTFIT FOR BOAT (PLATE 5):	
C 5F	No.	2	Flags, semaphore, with staffs.		
C 5F	No.	1	Flagstaff, boat.		
B 6A	No.	1	Anchor, boat, galvanized, 14 lbs. (Danforth or equal).		
C 12R	No.	5	Rowlocks, composition, No. 3, with lanyards. (1 spare).		
C 17L	No.	1	Lantern, hand, electric.		
C 21L	No.	1	Line, anchor, 2" line, 20 fathoms long.		
C 21L	No.	1	Painter, bow, 2" line, 4 fathoms long.		
C 21L	No.	1	Sternfast, 2" line, 4 fathoms long.		
C 23B	No.	1	Bailer, boat.		
C 23B	No.	1	Box, boat, equipped.		
B 23B	No.	1	Breaker, water, 3 gal.		
C 23H	No.	1	Hook, boat, 8 ft.		
C 230	No.	4	Oars, 12 ft. (2 spares).		
C 230	No.	2	Oars, 11 ft.		
C 230	No.	1	Oar, steering, 14 ft.		
B 24B	No.	1	Bag, flag, canvas.		
B 24C	No.	1	Cover, boat, canvas.		

REVISED

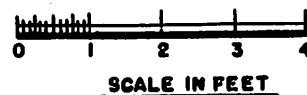

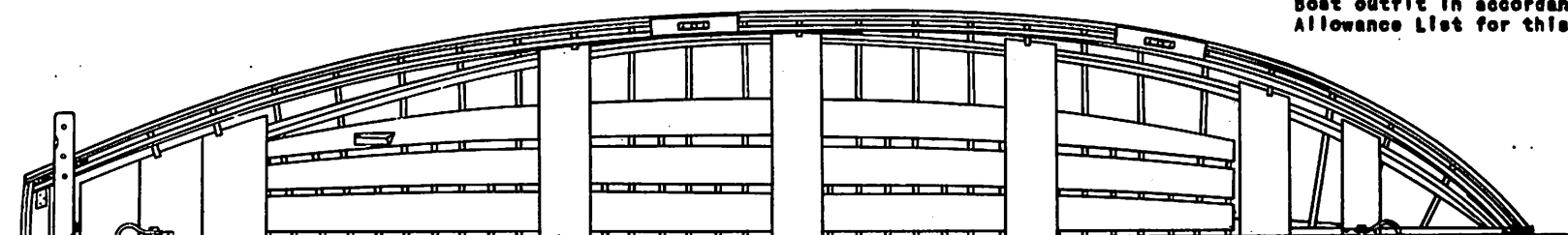
NOV 29 1944



# PARTICULARS

Length over all- - - - 20' - 1"  
 Beam (over fenders)- - - 5' - 11"  
 Weight, with outfit- - - Abt. 800 lbs.  
 Distance between  
 hoisting fittings- - - 16' - 0"  
 Capacity, normal load- - 8 men  
 Type of planking - - - - Glinker

Boat outfit in accordance with Std.  
 Allowance List for this type of Boat.



ALLOWANCE LIST. U.S.C.G. STANDARD BOATS

Part II  
Page 1  
Group S82-22

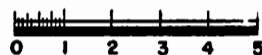

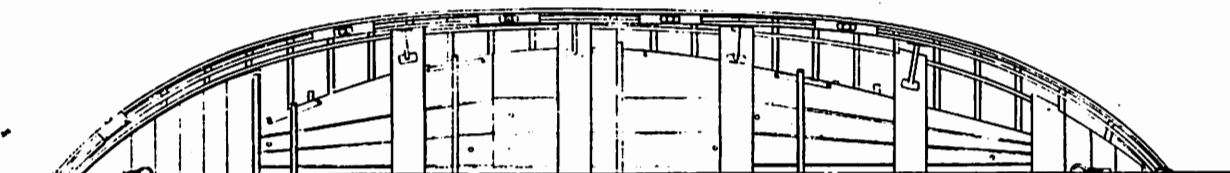
GROUP NAME BOATS (23-FT. MONOMOY SURFBOAT)

TITLE	CLASS OR STOCK NO.	UNIT OF QUANTITY	ALLOWANCE	NAME, DESCRIPTION, AND REMARKS	ITEM
				OUTFIT FOR BOAT (PLATE 6):	
C	5F	No.	2	Flags, semaphore, with staffs.	
C	5F	No.	1	Flagstaff, boat.	
B	6A	No.	1	Anchor, boat, galvanized, 30 lb. (Danforth or equal).	
B	6A	No.	1	Anchor, sea (drogue), canvas, small size, complete.	
C	12R	No.	9	Rowlocks, composition, No. 2, with lanyards. (1 spare).	
C	12R	No.	1	Rowlock, steering, with lanyard.	
C	17L	No.	1	Lantern, hand, electric.	
C	21L	No.	1	Line, anchor, 2" line, 20 fathoms long.	
C	21L	No.	1	Painter, bow, 2" line, 7 fathoms long.	
C	21L	No.	1	Sternfast, 2" line, 5 fathoms long.	
C	23B	No.	1	Bailer, boat.	
B	23B	No.	1	Box, boat, equipped.	
B	23B	No.	1	Breaker, water, 3 gal.	
C	23F	No.	4	Fenders, side, rope, with lanyards.	
C	23H	No.	2	Hooks, boat, 8 ft.	
C	23H	No.	1	Horn, fog, mouth.	
C	23O	No.	9	Oars, 12 ft. (1 spare).	
C	23O	No.	1	Oar, steering, 16 ft.	
B	24B	No.	1	Bag, flag, canvas.	
B	24C	No.	1	Cover, boat, canvas.	
C	42B	No.	1	Bucket, deck, galvanized, with lanyard.	

#### PARTICULARS

Length over all- - - - 23' - 1"  
Beam (over fenders)- - - 6' - 9"  
Weight, with outfit- - - Abt. 1,450 lbs.  
Distance between  
hoisting fittings- - - 20' - 0"  
Capacity, normal load- - 10 men  
Type of planking - - - - Clinker

Boat outfit in accordance with Std.  
Allowance list for this type of Boat.



SCALE IN FEET



ALLOWANCE LIST. U.S.C.G. STANDARD BOATS

Part II  
Page 1  
Group 582-22

GROUP NAME BOATS (24-FT. 6 IN. RACE POINT SURFBOAT)

ITEM	CLASS OR STOCK NO.	UNIT OF QUANTITY	ALLOWANCE	NAME, DESCRIPTION, AND REMARKS	ITEM
				OUTFIT FOR BOAT (PLATE 7):	
C 4F	No.	6	Flares, signal, hand, (red), Type A-10, in a sealed container. #		
C 5F	No.	2	Flags, semaphore, with staffs.		
C 5F	No.	1	Flagstaff, boat.		
B 6A	No.	1	Anchor, boat, folding, galvanized, 30 lb.		
B 6A	No.	1	Anchor, sea (drogue), canvas, small size, complete.		
C 6G	No.	1	Grapnel, boat, 4-lb., with 15 fathoms of 1-1/4" line.		
C 12P	No.	2	Plugs, boat, size to suit, with lanyards. (spares).		
C 12R	No.	11	Rowlocks, composition, No. 3, with lanyards. (1 spare).		
C 17L	No.	1	Lantern, hand, electric.		
C 17L	No.	1	Light, signal, electric.		
C 21L	No.	1	Line, anchor, 2" line, 30 fathoms long.		
C 21L	No.	1	Painter, bow, 2" line, 7 fathoms long.		
C 21L	No.	1	Sternfast, 2" line, 5 fathoms long.		
C 23H	No.	1	Heaving stick, with 20 fathoms of 3/4" line attached.		
C 23H	No.	2	Hooks, boat, length 8 ft.		
C 23H	No.	1	Horn, fog, mouth.		
C 230	No.	12	Oars, 12 ft. (2 spares).		
C 230	No.	1	Oar, steering, 20 ft.		
B 23P	No.	17	Preservers, life, jacket-type, kapok.		
C 24B	No.	1	Bag, flag, canvas.		
C 41H	No.	1	Hatchet, claw, with lanyard.		
C 41K	No.	1	Knife, sheath, in leather strap.		
C 42B	No.	1	Bucket, galvanized, with lanyard.		
C 57K	No.	1	Kit, medical.		
			# Not furnished with original outfit of boat, shall be requisitioned by the unit to which the boat is assigned, from the nearest naval ammunition depot.		

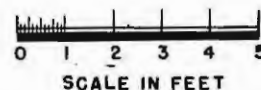
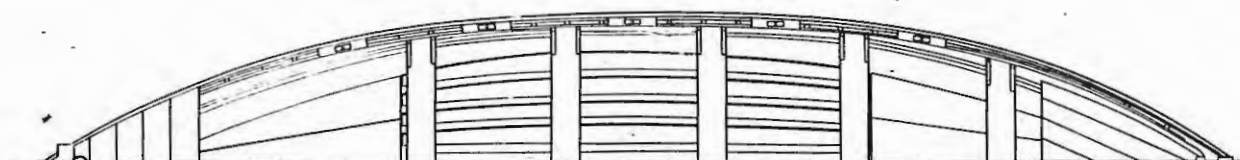
REVISED

NOV 29 1944

# PARTICULARS

Length over all- - - - 24' - 9"  
 Beam (over fenders)- - - 6' - 2"  
 Weight, with outfit- - - Abt. 1200 lbs.  
 Distance between  
 holsting fittings- - - 23' - 5"  
 Capacity, normal load- - 6 men  
 Type of planking - - - - Clinker

Boat outfit in accordance with Std.  
 Allowance List for this type of Boat.



GROUP NAME BOATS (25-FT. 6 IN. S.B. SURFBOAT)

Group 582-22

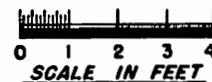
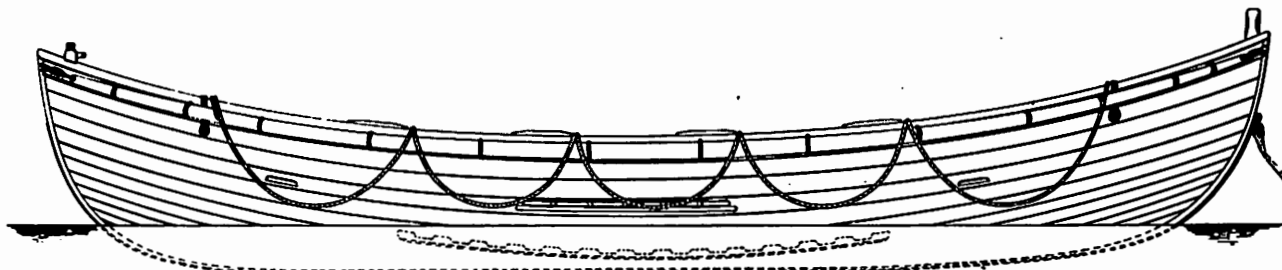
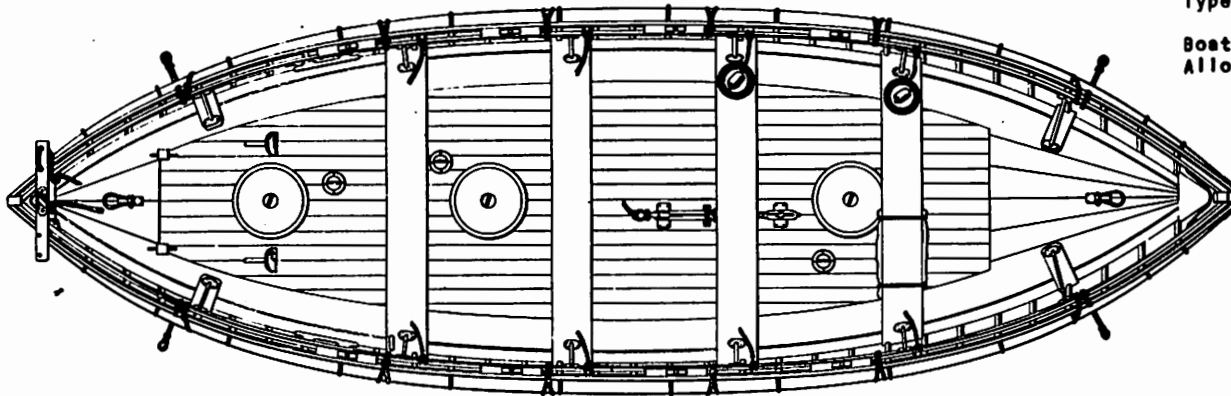
T I T L E	CLASS OR STOCK NO.	UNIT OF QUAN- TITY	ALLOW- ANCE	NAME, DESCRIPTION, AND REMARKS	ITEM
				OUTFIT FOR BOAT (PLATE 8):	
C 4F	No.	6		Flares, signal, hand, (red), Type A-10, in a sealed container. #	
C 5F	No.	2		Flags, semaphore, with staffs.	
C 5F	No.	1		Flag, wig-wag, with staff.	
C 5F	No.	1		Flagstaff, boat.	
B 6A	No.	1		Anchor, boat, folding, galvanized, 55 lb.	
B 6A	No.	1		Anchor, sea (drogue), canvas, medium size, complete.	
C 6G	No.	1		Grapnel, boat, 4 lb., with 15 fathoms of 1-1/2" line.	
C 12R	No.	10		Rowlocks, composition, No. 2, with lanyards. (2 spares).	
C 12S	No.	4		Straps, boat-wagon.	
B 17L	No.	1		Lantern, electric, automatic floating, complete with bulb and batteries, and lanyard of 3/4" line, 15 fathoms long. (BuShip's Spec. No. 17L11).	
C 17L	No.	1		Lantern, hand, electric.	
C 17L	No.	1		Light, signal, electric.	
C 21L	No.	1		Line, anchor, 2" line, 30 fathoms long.	
C 21L	No.	1		Painter, bow, 2-3/4" line, 7 fathoms long.	
C 21L	No.	1		Sternfast, 2" line, 5 fathoms long.	
C 21L	No.	2		Life-lines, 15 thread manila.	
C 21L	No.	8		Lines, righting, 18 thread manila, length 3 fathoms each, with float attached.	
B 23B	No.	1		Box, stowage, with canvas cover.	
B 23B	No.	1		Breaker, water, 3 gal.	
C 23F	No.	2		Fenders, cork, standard.	
C 23H	No.	1		Heaving stick, with 20 fathoms of 3/4" line attached.	
C 23H	No.	2		Hooks, boat, 8' long.	
C 23H	No.	1		Horn, fog, mouth.	
C 23O	No.	10		Oars, 12 ft. (2 spares).	
C 23O	No.	1		Oar, sweep, 18 ft.	
B 23P	No.	17		Preservers, life, jacket-type, kapok.	
B 24B	No.	1		Bag, flag, canvas.	
B 24C	No.	1		Cover, boat, canvas.	
C 41H	No.	1		Hatchet, claw, with lanyard.	
C 41K	No.	1		Knife, sheath, in leather strap.	
C 41W	No.	2		Wrenches, for deck pumps and scuttles.	
C 42B	No.	1		Bucket, deck, galvanized, with lanyard.	
C 57K	No.	1		Kit, medical.	
8				# Not furnished with original outfit of boat, shall be requisitioned by the unit to which the boat is assigned, from the nearest naval ammunition depot.	



# PARTICULARS

Length over all- - - - 25' - 6"  
 Beam (over cork fenders) 7' - 11"  
 (over wood fenders) 7' - 4"  
 Weight, with outfit- - - Abt. 1900 lbs.  
 Distance between  
 hoisting fittings- - - 20' - 0"  
 Capacity, normal load- - 14 men  
 Type of planking - - - - Clinker

Boat outfit in accordance with Std.  
 Allowance List for this type of Boat.




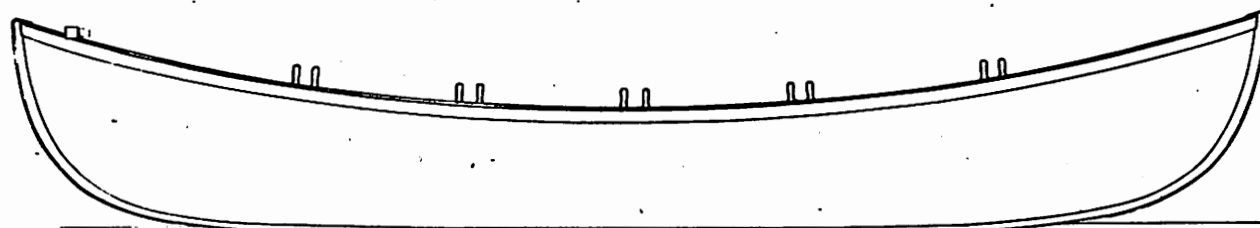
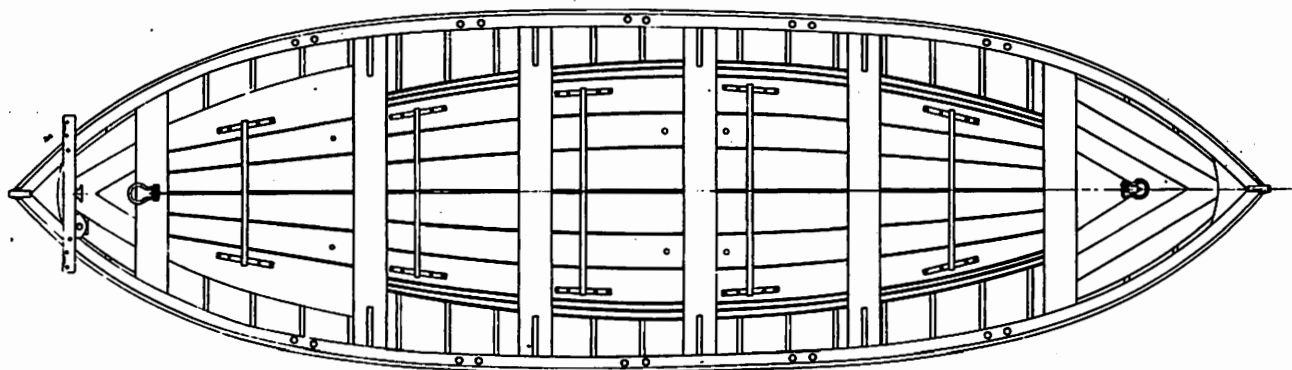
GROUP NAME BOATS (26-FT. DRILL BOAT)

TITLE	CLASS OR STOCK NO.	UNIT OF QUANTITY	ALLOWANCE	NAME, DESCRIPTION, AND REMARKS	ITEM
				OUTFIT FOR BOAT (PLATE 9):	
C	5F	No.	2	Flags, semaphore, with staffs.	
C	5F	No.	1	Flagstaff, boat.	
C	6A	No.	1	Anchor, boat, galvanized, 27 lb. (Danforth or equal).	
C	12P	No.	30	Pins, thole, wood. (10 spares). *	
C	12R	No.	11	Rowlocks, composition, No. 2, with lanyards. (1 spare). *	
C	21L	No.	1	Line, anchor, 2" line, 20 fathoms long.	
C	21L	No.	1	Painter, bow, 2" line, 7 fathoms long.	
C	21L	No.	1	Sternfast, 2" line, 5 fathoms long.	
C	23B	No.	1	Bailer, boat.	
C	23H	No.	2	Hooks, boat, 8 ft.	
C	23O	No.	11	Oars, 12 ft. (1 spare).	
C	23O	No.	1	Oar, steering, 16 ft.	
B	24B	No.	1	Bag, flag, canvas.	
				* Which ever is adaptable.	

# PARTICULARS

Length over all- - - - 26' - 1"  
 Beam (over fenders)- - - 7' - 0"  
 Weight, with outfit- - - Abt. 1600 lbs.  
 Distance between  
 hoisting fittings- - - 20' - 0"  
 Capacity, normal load- - 14 men  
 Type of planking - - - - Carvel

Boat outfit in accordance with Std.  
 Allowance List for this type of Boat.



SCALE IN FEET

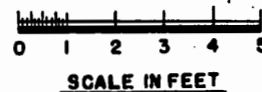
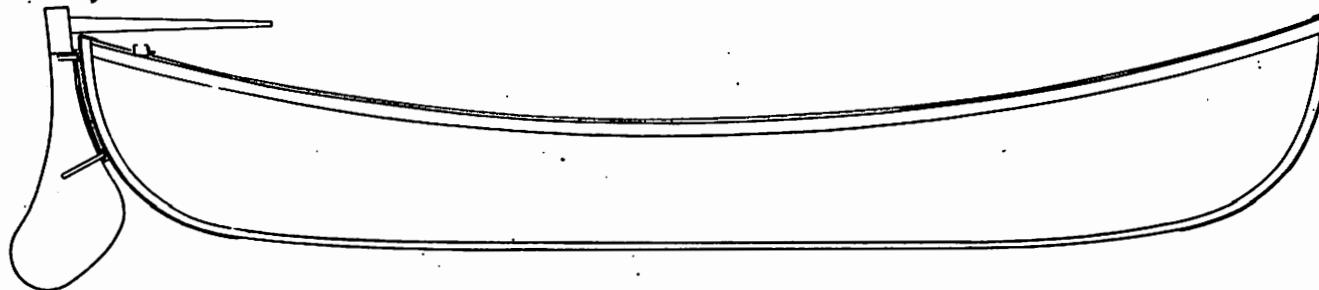
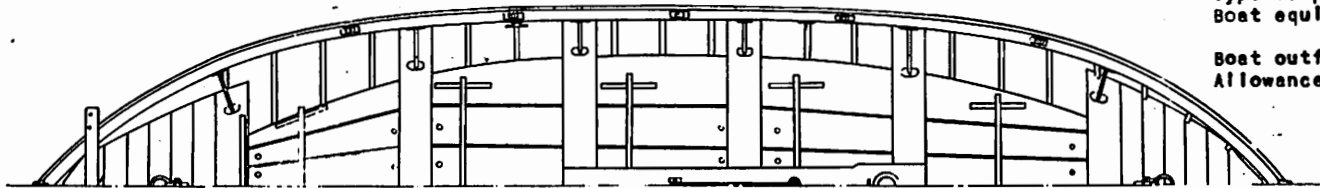


TITLE	CLASS OR STOCK NO.	UNIT OF QUANTITY	ALLOWANCE	NAME, DESCRIPTION, AND REMARKS	ITEM
				OUTFIT FOR BOAT (PLATE 10):	
C	5F	No.	2	Flags, semaphore, with staffs.	
C	5F	No.	1	Flagstaff, boat.	
B	6A	No.	1	Anchor, boat, galvanized, 27 lb. (Danforth or equal).	
B	6A	No.	1	Anchor, sea (drogue), canvas, small size, complete.	
C	12P	No.	2	Pins, belaying.	
C	12R	No.	11	Rowlocks, composition, No. 2, with lanyards. (1 spare).	
B	12R	No.	2	Rudders.	
C	12T	No.	1	Tiller.	
C	17L	No.	1	Lantern, hand, electric.	
C	21L	No.	1	Line, anchor, 2" line, 20 fathoms long.	
C	21L	No.	1	Painter, bow, 2-3/4" line, 7 fathoms long.	
C	21L	No.	1	Sternfast, 2" line, 5 fathoms long.	
C	23B	No.	1	Bailer, boat.	
B	23B	No.	1	Boom.	
B	23B	No.	1	Box, boat, equipped.	
B	23B	No.	1	Breaker, water, 3 gal.	
C	23F	No.	4	Fenders, side, rope, with lanyards.	
B	23G	No.	1	Gunter.	
C	23H	No.	2	Hooks, boat, 8 ft.	
C	23H	No.	1	Horn, fog, mouth.	
B	23M	No.	1	Mast.	
C	23O	No.	11	Oars, 12 ft. (1 spare).	
C	23O	No.	1	Oar, steering, 16 ft.	
B	24B	No.	1	Bag, flag, canvas.	
B	24C	No.	1	Cover, boat, canvas.	
B	24C	No.	1	Cover, for sails and spar.	
B	24S	Set	1	Sails, complete with rigging.	
C	42B	No.	1	Bucket, deck, galvanized, with lanyard.	

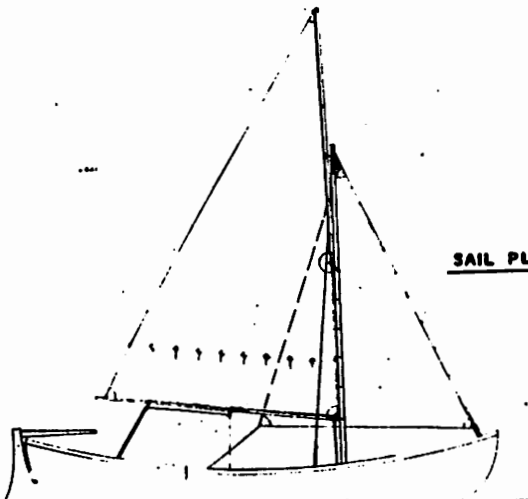
# PARTICULARS

Length over all- - - - 26' - 3"  
 Beam (over fenders)- - - 7' - 4"  
 Weight, with outfit- - - Abt. 2100 lbs.  
 Distance between  
 hoisting fittings- - - 20' - 0"  
 Capacity, normal load- - 14 men  
 Type of planking - - - Carvel  
 Boat equipped with sails.

Boat outfit in accordance with Std.  
 Allowance List for this type of Boat.



SAIL PLAN



ALLOWANCE LIST.

U. S. C. G.

STANDARD BOATS

Part I

Page 1

GROUP NAME

BOATS (18-FT. MOTOR DINGHY)

Group SB2-15

T I T L E	CLASS OR STOCK NO.	SERIAL SYMBOL, OR PART NUMBER	DRAWING OR FINISHED PLAN NUMBER	UNIT OF QUAN- TITY	ALLOW- ANCE	NAME, DESCRIPTION, AND REMARKS	I T E M
						<u>ENGINEERING OUTFIT FOR BOAT (PLATE 11)</u>	
B 10				No.	1	ENGINE, I.C.E., (gasoline).	
						<u>DATA</u>	
						Maker: Universal Motor Co.	
						Model: Blue Jacket	
						H.P.: 5	
						<u>ENGINE SPARES</u>	
B 10				Set	1	Bearings, main.	
B 10				Set	1	Bearings, connecting rod.	
C 10				No.	2	Cups, valve spring.	
C 10				No.	2	Springs, valve.	
C 10				No.	1	Tappet, valve.	
C 10				No.	2	Valves, exhaust.	
C 10				No.	1	Valves, inlet.	
C 10				Set	1	Gaskets, complete.	
B 10				No.	1	Pump, fuel.	
B 10				No.	1	Pump, water, complete.	
						<u>ELECTRICAL SPARES</u>	
C 17				No.	1	Condenser, magneto.	
C 17				Set	1	Points, breaker, magneto.	
C 17				Set	1	Spark plugs.	
						<u>TOOLS AND EQUIPMENT</u>	
C 10				No.	1	Crank, hand starting.	
C 11				No.	1	Pump, oil, sump, (hand).	
C 1301535				No.	1	Oiler, 1/2 pint, steel.	
C 17F13452				No.	1	Flashlight, 2-cell.	
C 41F3576				No.	1	Funnel, 1 quart, with strainer.	
C 41H523				No.	1	Hammer, machinists', 1 lb.	
C 41M903				No.	1	Measure, 1 pint.	
C 41P1974				No.	1	Pliers, 6", flat nose, side cutting.	
C 41S1104				No.	1	Screwdriver, 6".	

REVISED

NOV 29 1944



ALLOWANCE LIST.

U. S. C. G. STANDARD BOATS

Part 1

Page 2

Group SB2-15

GROUP NAME

BOATS (18-FT. MOTOR DINGHY)

T I T L E	CLASS OR STOCK NO.	SERIAL SYMBOL, OR PART NUMBER	DRAWING OR FINISHED PLAN NUMBER	UNIT OF QUAN- TITY	ALLOW- ANCE	NAME, DESCRIPTION, AND REMARKS	I T E M
C	41W			Set	1	<u>ENGINEERING OUTFIT FOR</u> <u>BOAT (PLATE 11)</u>  <u>TOOLS AND EQUIPMENT CONT'D</u> Wrenches, special.  <u>RUNNING LIGHTS</u> <u>(CLASS I)</u> 1 Light, combination, bow. 1 Light, stern.	
B	17L			No.	1		
B	17L			No.	1		

12

REVISED

NOV 29 1944

## ALLOWANCE LIST.

U. S. C. G. STANDARD BOATSPart IPage 5GROUP NAME BOATS (18-FT. MOTOR DINGHY)Group S82-15

T I T L E	CLASS OR STOCK NO.	SERIAL SYMBOL, OR PART NUMBER	DRAWING OR FINISHED PLAN NUMBER	UNIT OF QUAN- TITY	ALLOW- ANCE	NAME, DESCRIPTION, AND REMARKS	I T E M
						<u>ENGINEERING OUTFIT FOR BOAT (PLATE 11)</u>	
B	10			No.	1	ENGINE, I.C.E. (gasoline).	
						<u>DATA</u>	
						Maker: Wisconsin Motor Co.	
						Model: AHM	
						Reverse Gear: Wisconsin	
						Reduction Gear: 2:1	
						<u>ENGINE SPARES</u>	
C	10			Set	1	Rings, piston.	
C	10			No.	2	Springs, valve.	
C	10			No.	1	Valve, intake.	
C	10			No.	1	Valve, exhaust.	
						<u>ELECTRICAL SPARES</u>	
C	17			Set	1	Spark plugs.	
						<u>TOOLS AND EQUIPMENT</u>	
						Listed under Universal Motor, pages 1 and 2, this group.	
						<u>RUNNING LIGHTS</u> <u>(CLASS I)</u>	
B	17L			No.	1	Light, combination bow.	
B	17L			No.	1	Light, stern.	

REVISED

NOV 29 1944



ALLOWANCE LIST.

U. S. C. G.

## STANDARD BOATS

Part I

Page 4

GROUP NAME

BOATS (18-FT. MOTOR DINGHY)

Group SB2-15

T I T L E	CLASS OR STOCK NO.	SERIAL SYMBOL, OR PART NUMBER	DRAWING OR FINISHED PLAN NUMBER	UNIT OF QUAN- TITY	ALLOW- ANCE	NAME, DESCRIPTION, AND REMARKS	I T E M
						<u>ENGINEERING OUTFIT FOR BOAT (PLATE 11)</u>	
B 10				No.	1	ENGINE, I.C.E. (gasoline).	
						<u>DATA</u>	
						Maker: Briggs & Strat- ton, Milwaukee, Wisconsin	
						H.P.: 7	
						Reduction gear: 2:1	
						<u>ENGINE SPARES</u>	
C 10				Set	1	Rings, piston.	
C 10				No.	2	Springs, valve.	
C 10				No.	1	Valve, intake.	
C 10				No.	1	Valve, exhaust.	
						<u>ELECTRICAL SPARES</u>	
C 17				Set	1	Spark plugs.	
						<u>TOOLS AND EQUIPMENT</u>	
						Listed under Universal Motor, pages 1 and 2, this group.	
						<u>RUNNING LIGHTS</u> <u>(CLASS I)</u>	
B 17L				No.	1	Light, combination, bow.	
B 17L				No.	1	Light, stern.	

REVISED

NOV 29 1944



ALLOWANCE LIST. U.S.C.G. STANDARD BOATS  
GROUP NAME BOATS (18-FT. MOTOR DINGHY)

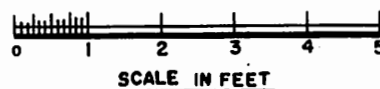
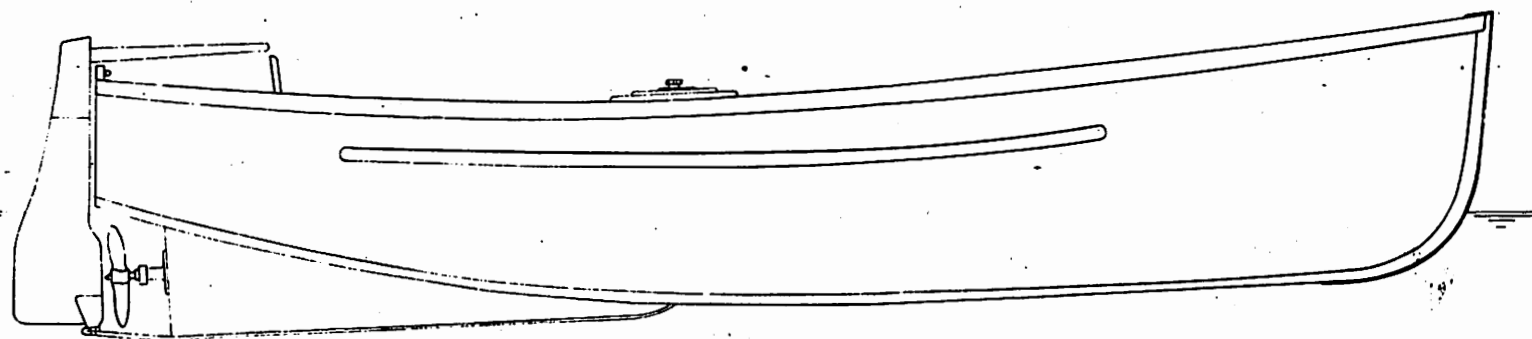
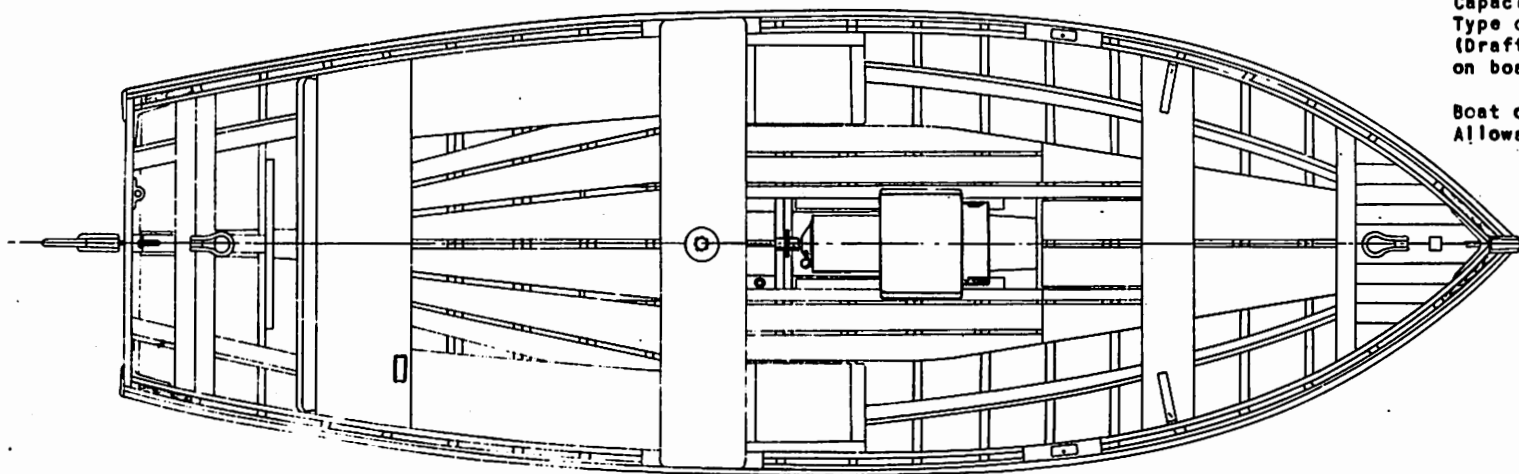
Part II  
Page 1  
Group S82-15

T I T L E	C L A S S O R S T O C K N O.	U N I T O F Q U A N T I T Y	A L L O W - A N C E	N A M E, D E S C R I P T I O N, A N D R E M A R K S	I T E M
				HULL OUTFIT FOR BOAT (PLATE 11):	
C	5F	No.	2	Flags, semaphore, with staffs.	
C	5F	No.	1	Flagstaff, boat.	
B	6A	No.	1	Anchor, boat, folding, galvanized, 30 lb.	
C	12R	No.	3	Rowlocks, composition, No. 2, with lanyards.	
C	21L	No.	1	Line, anchor, 2" line, 15 fathoms long.	
C	21L	No.	1	Painter, bow, 2" line, 4 fathoms long.	
C	21L	No.	1	Sternfast, 2" line, 4 fathoms long.	
B	11P	No.	1	Pump, bilge, hand, galvanized, with 4' length of canvas hose.	
B	23B	No.	1	Box, boat, equipped. *	
B	23B	No.	1	Breaker, water, 3 gal.	
C	23F	No.	4	Fenders, side, rope, with lanyards.	
C	23H	No.	1	Hook, boat, 8 ft.	
C	23H	No.	1	Horn, fog, mouth.	
C	23O	No.	3	Oars, 9 ft.	
B	23P	No.	4	Preservers, life, jacket-type, kapok.	
C	23S	No.	1	Staff, bow-light.	
C	23W	No.	1	Whistle, mouth, motor-boat.	
B	24C	No.	1	Cover, boat, canvas.	
C	57K	No.	1	Kit, medical.	
B	58E	No.	1	Extinguisher, fire, portable, CO <sub>2</sub> , 4 lb.	
				*Not furnished with original outfit of boat, should be requisitioned if required by the unit to which the boat is assigned.	

# PARTICULARS

Length over all - - - 18' - 3"  
 Beam (over fenders) - - 6' - 0"  
 Draft - - - - - 20"  
 Weight, with outfit - - Abt. 1675 lbs.  
 Speed - - - - - 6 m.p.h.  
 Cruising radius - - - 110 miles  
 Power (gasoline) - - - 7 h.p.  
 Distance between  
 hoisting fittings - - - 15' - 7"  
 Capacity, normal load - 8 men  
 Type of planking - - - Carvel  
 (Draft, speed, cruising radius, based  
 on boat with crew and outfit aboard.)

Boat outfit in accordance with Std.  
 Allowance List for this type of Boat.



ALLOWANCE LIST.

U. S. C. G. STANDARD BOATSPart IPage 1

GROUP NAME

BOATS (20-FT. MOTOR LAUNCH)Group S82-6

T I T L E	C L A S S O R S T O C K N O.	S E R I A L S Y M B O L, O R P A R T N U M B E R	D R A W I N G O R F I N I S H E D P L A N N U M B E R	U N I T O F Q U A N T I T Y	A L L O W A N C E	N A M E, D E S C R I P T I O N, A N D R E M A R K S	I T E M
						<u>ENGINEERING OUTFIT FOR BOAT (PLATE 12)</u>	
	B 10			No.	1	ENGINE, I.C.E. (gasoline).	
						<u>DATA</u>	
						Maker: Gray Marine Motor Co., Detroit, Mich.	
						Model: Four-22	
						H.P.: 22	
						Reverse Gear: Direct	
						<u>SPARE PARTS</u>	
						<u>ENGINE</u>	
	B 10			Set	1	Bearings, main.	
	B 10			Set	1	Bearings, complete, connect- ing rod.	
	C 10			Set	1	Belts, complete for engine, (if required).	
	C 10			No.	2	Cups, valve spring.	
	C 10			Set	1	Gaskets, complete.	
	C 10			No.	2	Locks, valve spring.	
	C 10			No.	1	Locknut, valve tappet ad- justing.	
	B 10			No.	1	Pump, water, complete.	
	B 10			No.	1	Pump, fuel, complete.	
	C 10			Set	1	Rings, piston.	
	C 10			No.	1	Screw, adjusting, valve tappet.	
	C 10			No.	2	Springs, valve.	
	C 10			No.	1	Tappet, valve.	
	C 10			No.	1	Valve, inlet.	
	C 10			No.	2	Valves, exhaust.	
						<u>ELECTRICAL</u>	
	C 17			Set	1	Brushes, generator.	
	C 17			Set	1	Brushes, starting motor, complete.	
	C 17			No.	1	Cap, distributor.	
	B 17			No.	1	Coil, ignition.	
	C 17			No.	1	Condenser, ignition.	
	C 17			Set	1	Points, breaker.	
	C 17			No.	1	Rotor, distributor.	

REVISED

JUN 29 1944



ALLOWANCE LIST.

U. S. C. G. STANDARD BOATSPart 1Page 2

GROUP NAME

BOATS (20-FT. MOTOR LAUNCH)Group S82-6

T I T L E	C L A S S O R S T O C K N O.	S E R I A L S Y M B O L, O R P A R T N U M B E R	D R A W I N G O R F I N I S H E D P L A N N U M B E R	U N I T O F Q U A N T I T Y	A L L O W A N C E	N A M E, D E S C R I P T I O N, A N D R E M A R K S	I T E M
						<u>ENGINEERING OUTFIT FOR BOAT (PLATE 12)</u>	
						<u>ELECTRICAL SPARES CONT'D</u>	
C 17				Set	1	Spark plugs and gaskets.	
C 17				No.	1	Spring, starting, Bendix.	
						<u>TOOLS AND EQUIPMENT</u>	
B 10				No.	1	Pump, oil, sump, (hand).	
C 10		6489		No.	1	Crank, hand starting.	
C 1301535				No.	1	Oiler, steel, 1/2 pint.	
B 17B				No.	1	Battery, 6 volts.	
C 17F13452				No.	1	Flashlight, 2-cell.	
C 17F				No.	6	Fuses, to fit fuse block.	
B 17H				No.	1	Horn, electric.	
C 17L7760				No.	1	Lantern, electric, hand, Type J.	
C 41F3576				No.	1	Funnel, with strainer, 1 quart.	
C 41H523				No.	1	Hammer, machinists', 1 lb.	
C 41M903				No.	1	Measure, 1 quart.	
C 41P1974				No.	1	Pliers, 6", side-cutting, flat nose.	
C 41S1104				No.	1	Screwdriver, 6".	
C 41W1662				No.	1	Wrench, Stillson, 10".	
C 41W2352				No.	1	Wrench, monkey, 10".	
C 41W				Set	1	Wrenches, special.	
						<u>RUNNING LIGHTS</u> <u>(CLASS I)</u>	
B 17L				No.	1	Light, combination, bow.	
B 17L				No.	1	Light, stern, (mounted on flagstaff).	

17

REVISED

NOV 29 1944



ALLOWANCE LIST.

U. S. C. G. STANDARD BOATSPart IPage 3GROUP NAME BOATS (20-FT. MOTOR LAUNCH)Group S82-6

	T I T L E	C L A S S O R S T O C K N O.	S E R I A L S Y M B O L, O R P A R T N U M B E R	D R A W I N G O R F I N I S H E D P L A N N U M B E R	U N I T O F Q U A N - T I T Y	A L L O W - A N C E	N A M E, D E S C R I P T I O N, A N D R E M A R K S	I T E M
							<u>ENGINEERING OUTFIT FOR BOAT (PLATE 12)</u>	
	B	10			No.	1	ENGINE, I.C.E. (gasoline).	
							<u>DATA</u>	
							Maker: Gray Marine Motor Co., Detroit, Mich.	
							Model: Sea Scout	
							H.P.: 20	
							Reverse Gear: Direct	
							<u>SPARE PARTS</u>	
							<u>ENGINE</u>	
	B	10			Set	1	Bearings, main.	
	B	10			Set	1	Bearings, complete, connect- ing rod.	
	C	10			Set	1	Belts, complete for engine, (if required).	
	C	10			No.	2	Cups, valve spring.	
	C	10			Set	1	Gaskets, complete.	
	C	10			No.	2	Locks, valve spring.	
	C	10			No.	1	Locknut, valve tappet ad- justing.	
	B	10			No.	1	Pump, water, complete.	
	B	10			No.	1	Pump, fuel, complete.	
	C	10			Set	1	Rings, piston.	
	C	10			No.	1	Screw, adjusting, valve tappet.	
	C	10			No.	2	Springs, valve.	
	C	10			No.	1	Tappet, valve.	
	C	10			No.	1	Valve, inlet.	
	C	10			No.	2	Valves, exhaust.	
							<u>ELECTRICAL</u>	
	C	17			Set	1	Brushes, generator.	
	C	17			Set	1	Brushes, starting motor, complete.	
	C	17			No.	1	Cap, distributor.	
	B	17			No.	1	Coil, ignition.	
	C	17			No.	1	Condenser, ignition.	
	C	17			Set	1	Points, breaker.	
	C	17			No.	1	Rotor, distributor.	

18

REVISED

NOV 29 1944

ALLOWANCE LIST.

U. S. C. G. STANDARD BOATS

Part I

Page 4

GROUP NAME

BOATS (20-FT. MOTOR LAUNCH)

Group S82-6

T I T L E	CLASS OR STOCK NO.	SERIAL SYMBOL, OR PART NUMBER	DRAWING OR FINISHED PLAN NUMBER	UNIT OF QUAN- TITY	ALLOW- ANCE	NAME, DESCRIPTION, AND REMARKS	I T E M
						<u>ENGINEERING OUTFIT FOR BOAT (PLATE 12)</u>	
						<u>ELECTRICAL SPARES CONT'D</u>	
	C 17			Set	1	Spark plugs and gaskets.	
	C 17			No.	1	Spring, starting, Bendix.	
						<u>TOOLS AND EQUIPMENT</u>	
						Listed on page 2, Gray	
						"Four-22" engine, this	
						group.	
						<u>RUNNING LIGHTS</u>	
						(CLASS I)	
	B 17L			No.	1	Light, combination, bow.	
	B 17L			No.	1	Light, stern.	

19

REVISED

NOV 29 1946



ALLOWANCE LIST. U.S.C.G. STANDARD BOATS

Part II

Page 1

GROUP NAME BOATS (20-FT. MOTOR LAUNCH)

Group S82-6

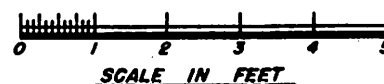
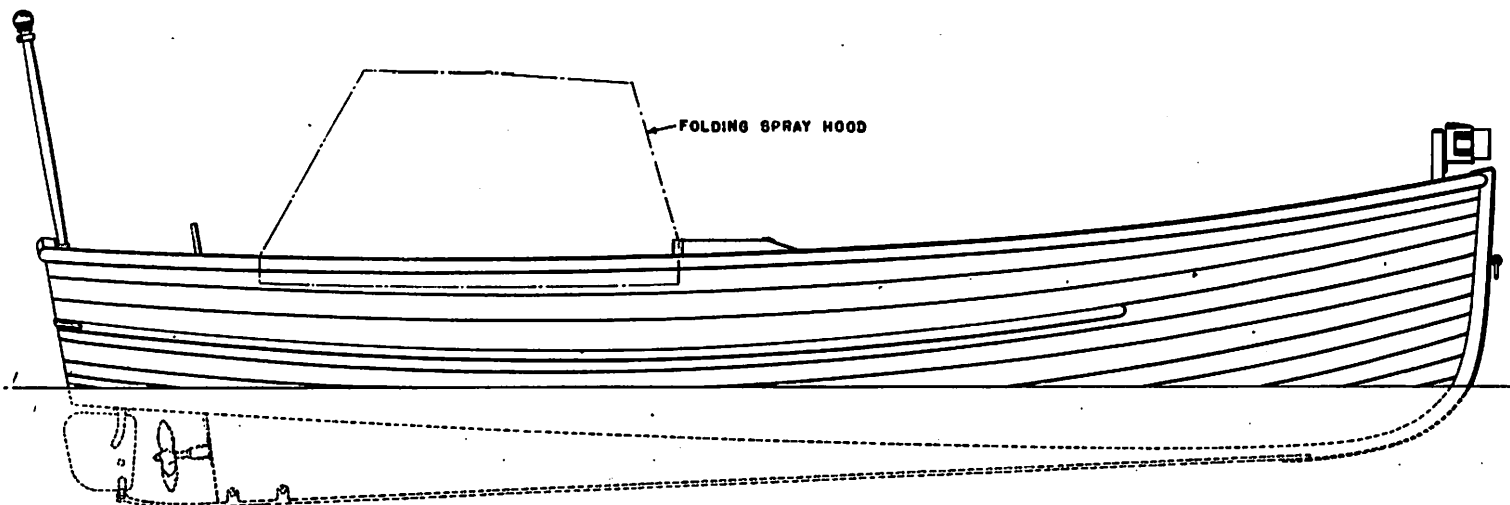
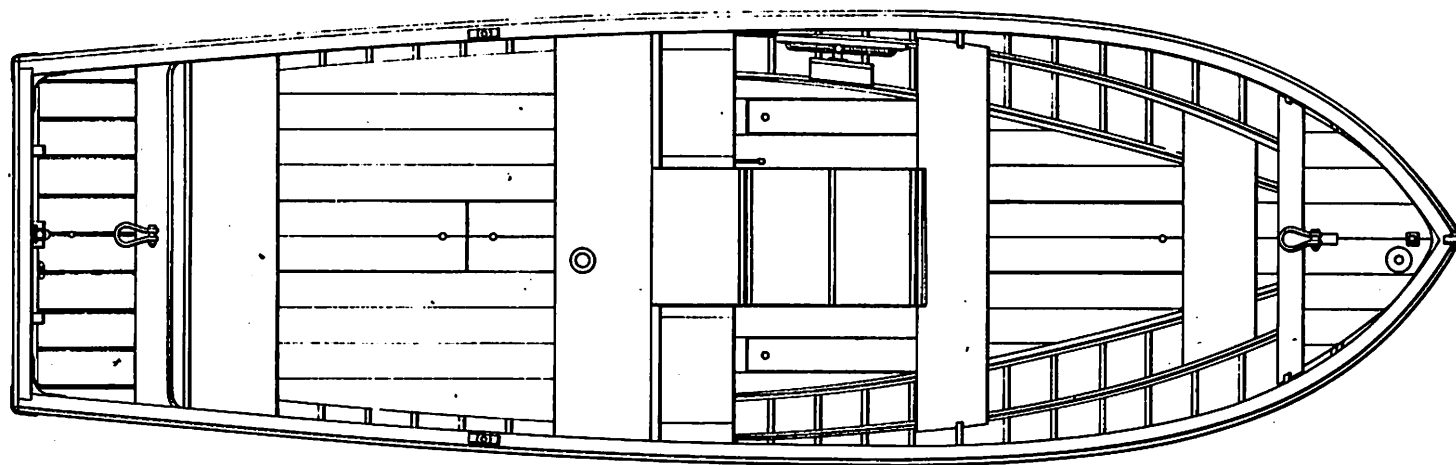
TITLE	CLASS OR STOCK NO.	UNIT OF QUANTITY	ALLOWANCE	NAME, DESCRIPTION, AND REMARKS	ITEM
				HULL OUTFIT FOR BOAT (PLATE 12):	
C	5F	No.	2	Flags, semaphore, with staffs.	
C	5F	No.	1	Flagstaff, boat, fitted with electric stern-light.	
B	6A	No.	1	Anchor, boat, folding, galvanized, 30 lb.	
B	6A	No.	1	Anchor, sea (drogue), canvas, small size, complete.	
B	11P	No.	1	Pump, bilge, hand, galvanized, with 4' length of canvas hose.	
C	12R	No.	3	Rowlocks, composition, No. 2, with lanyards.	
C	21L	No.	1	Line, anchor, 2" line, 15 fathoms long.	
C	21L	No.	1	Painter, bow, 2" line, 4 fathoms long.	
C	21L	No.	1	Sternfast, 2" line, 4 fathoms long.	
B	23B	No.	1	Box, boat, equipped. *	
B	23B	No.	1	Breaker, water, 3 gal.	
C	23F	No.	4	Fenders, side, rope, with lanyards.	
C	23H	No.	1	Hook, boat, 8 ft.	
C	23H	No.	1	Horn, fog, mouth.	
C	23P	No.	4	Preservers, life, jacket-type, kapok.	
C	23O	No.	2	Oars, 9 ft.	
C	23S	No.	1	Staff, bow, for combination running light.	
B	24B	No.	1	Bag, flag, canvas.	
B	24C	No.	1	Cover, boat, canvas.	
B	24S	No.	1	Spray hood, canvas, complete with laces, and portable metal frame.	
C	57K	No.	1	Kit, medical.	
B	58E	No.	1	Extinguisher, fire, portable, CO <sub>2</sub> , 4 lb.	
				*Not furnished with original outfit of boat, should be requisitioned if required by the unit to which the boat is assigned.	



# PARTICULARS

Length over all - - - - 20' - 5"  
 Beam (over fenders) - - - 6' - 7"  
 Draft - - - - - 20"  
 Weight, with outfit - - - Abt. 2200 lb.  
 Speed - - - - - 11 m.p.h.  
 Cruising radius - - - - 60 miles  
 Power (gasoline) - - - - 22 h.p.  
 Distance between  
 hoisting fittings - - - - 16' - 2"  
 Capacity, normal load - 30 men  
 Type of planking - - - - Clinker  
 (Draft, speed, cruising radius, based  
 on boat with crew and outfit aboard.)

Boat outfit in accordance with Std.  
 Allowance List for this type of boat.



ALLOWANCE LIST.

U.S.C.G. STANDARD BOATS

Part I

Page 1

GROUP NAME BOATS (20-FT. MOTOR CARGO BOAT)

Group SB2-6

T I T L E	CLASS OR STOCK NO.	SERIAL SYMBOL, OR PART NUMBER	DRAWING OR FINISHED PLAN NUMBER	UNIT OF QUAN- TITY	ALLOW- ANCE	NAME, DESCRIPTION, AND REMARKS	I T E M
						<u>ENGINEERING OUTFIT FOR BOAT (PLATE 13)</u>	
B 10				No.	1	ENGINE, I.C.E.	
						<u>DATA</u>	
						Maker: Gray Marine Motor Co.	
						Model: "Sea Scout Four"	
						H.P.: 20	
						R.P.M.: 2000	
						Reverse Gear: 1XKA-90	
						Reduction Gear: RDBS-7 2:1	
						<u>SPARE PARTS</u>	
						<u>ENGINE</u>	
B 10				Set	1	Bearings, main.	
B 10				Set	1	Bearings, complete, connect- ing rod.	
C 10				Set	1	Belts, complete for engine, (if required).	
C 10				No.	2	Cups, valve spring.	
C 10				Set	1	Gaskets, complete.	
C 10				No.	2	Locks, valve spring.	
C 10				No.	1	Locknut, valve tappet ad- justing.	
B 10				No.	1	Pump, water, complete.	
B 10				No.	1	Pump, fuel, complete.	
C 10				Set	1	Rings, piston.	
C 10				No.	1	Screw, adjusting, valve tappet.	
C 10				No.	2	Springs, valve.	
C 10				No.	1	Tappet, valve.	
C 10				No.	1	Valve, inlet.	
C 10				No.	2	Valves, exhaust.	
						<u>ELECTRICAL</u>	
C 17				Set	1	Brushes, generator.	
C 17				Set	1	Brushes, starting motor, complete.	
C 17				No.	1	Cap, distributor.	
B 17				No.	1	Coil, ignition.	
C 17				No.	1	Condenser, ignition.	
C 17				Set	1	Points, breaker.	

REVISED

NOV 29 1944

ALLOWANCE LIST.

U. S. C. G. STANDARD BOATS

Part I

Page 2

GROUP NAME

BOATS (20-FT. MOTOR CARGO BOAT)

Group S82-6

TITLE	CLASS OR STOCK NO.	SERIAL SYMBOL, OR PART NUMBER	DRAWING OR FINISHED PLAN NUMBER	UNIT OF QUANTITY	ALLOWANCE	NAME, DESCRIPTION, AND REMARKS	ITEM
						<u>ENGINEERING OUTFIT FOR BOAT (PLATE 13)</u>	
						<u>ELECTRICAL SPARES CONT'D</u>	
C 17				No.	1	Rotor, distributor.	
C 17				Set	1	Spark plugs and gaskets.	
C 17				No.	1	Spring, starting, Bendix.	
						<u>TOOLS AND EQUIPMENT</u>	
B 10				No.	1	Pump, sump, (hand).	
C 10		6489		No.	1	Crank, hand starting.	
C 1301535				No.	1	Oiler, steel, 1/2 pint.	
B 17B				No.	1	Battery, 6 volts.	
C 17F13452				No.	1	Flashlight, 2-cell.	
C 17F				No.	6	Fuses, to fit fuse block.	
B 17H				No.	1	Horn, electric.	
C 17L7760				No.	1	Lantern, electric, hand, Type J.	
C 41F3576				No.	1	Funnel, with strainer, 1 quart.	
C 41H523				No.	1	Hammer, machinists', 1 lb.	
C 41M903				No.	1	Measure, 1 quart.	
C 41P1974				No.	1	Pliers, 6", side-cutting, flat nose.	
C 41S1104				No.	1	Screwdriver, 6".	
C 41W1662				No.	1	Wrench, Stillson, 10".	
C 41W2352				No.	1	Wrench, monkey, 10".	
C 41W				Set	1	Wrenches, special.	
						<u>RUNNING LIGHTS</u> <u>(CLASS I)</u>	
B 17L				No.	1	Light, combination, bow.	
B 17L				No.	1	Light, stern, (mounted on flagstaff).	



ALLOWANCE LIST.

U. S. C. G. STANDARD BOATS

Part IPage 3

GROUP NAME

BOATS (20-FT. MOTOR CARGO BOAT)

Group S82-6

	T I T L E	C L A S S O R S T O C K N O.	S E R I A L S Y M B O L, O R P A R T N U M B E R	D R A W I N G O R F I N I S H E D P L A N N U M B E R	U N I T O F Q U A N T I T Y	A L L O W A N C E	N A M E, D E S C R I P T I O N, A N D R E M A R K S	I T E M
	B	10			No.	1	<u>ENGINEERING OUTFIT FOR BOAT (PLATE 13)</u> ENGINE, I.C.E. (gasoline).  <u>DATA</u>  Maker: Gray Marine Motor Co., Detroit, Mich. Model: Four-22 H.P.: 24 Reverse Gear: 2:1 reduction gear  <u>SPARE PARTS</u>  <u>ENGINE</u> Bearings, main. Bearings, complete, connecting rod. Belts, complete for engine, (if required). Cups, valve spring. Gaskets, complete. Locks, valve spring. Locknut, valve tappet ad- justing. Pump, water, complete. Pump, fuel, complete. Rings, piston. Screw, adjusting, valve tappet. Springs, valve. Tappet, valve. Valve, inlet. Valves, exhaust.  <u>ELECTRICAL</u> Brushes, generator. Brushes, starting motor, complete. Cap, distributor. Coil, ignition. Condenser, ignition.	
	B	10			Set	1		
	B	10			Set	1		
	C	10			Set	1		
	C	10			No.	2		
	C	10			Set	1		
	C	10			No.	2		
	C	10			No.	1		
	B	10			No.	1		
	B	10			No.	1		
	C	10			Set	1		
	C	10			No.	1		
	C	10			No.	2		
	C	10			No.	1		
	C	10			No.	1		
	C	10			No.	2		
	C	17			Set	1		
	C	17			Set	1		
23	C	17			No.	1		
	B	17			No.	1		
	C	17			No.	1		

REVISED

NOV 29 1944

ALLOWANCE LIST.

U. S. C. G. STANDARD BOATS

Part IPage 4GROUP NAME BOATS (20-FT. MOTOR CARGO BOAT)Group S82-6

T I T L E	C L A S S O R S T O C K N O.	S E R I A L S Y M B O L, O R P A R T N U M B E R	D R A W I N G O R F I N I S H E D P L A N N U M B E R	U N I T O F Q U A N T I T Y	A L L O W A N C E	N A M E, D E S C R I P T I O N, A N D R E M A R K S	I T E M
						<u>ENGINEERING OUTFIT FOR BOAT (PLATE 13)</u>	
	C 17			Set	1	<u>ELECTRICAL SPARES CONT'D</u>	
	C 17			No.	1	Points, breaker.	
	C 17			Set	1	Rotor, distributor.	
	C 17			No.	1	Spark plugs and gaskets.	
	C 17			No.	1	Spring, starting, Bendix.	
						<u>TOOLS AND EQUIPMENT</u>	
						Listed on page 2, Gray	
						"Sea Scout Four", this	
						group.	
						<u>RUNNING LIGHTS</u>	
						<u>(CLASS I)</u>	
	B 17L			No.	1	Light, combination, bow.	
	B 17L			No.	1	Light, stern.	

24

REVISED

NOV 29 1944



ALLOWANCE LIST. U.S.C.G. STANDARD BOATS

Part II  
Page 1  
Group 882-6

GROUP NAME BOATS (20-FT. MOTOR CARGO BOAT)

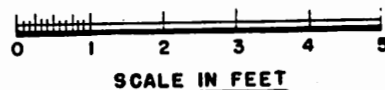
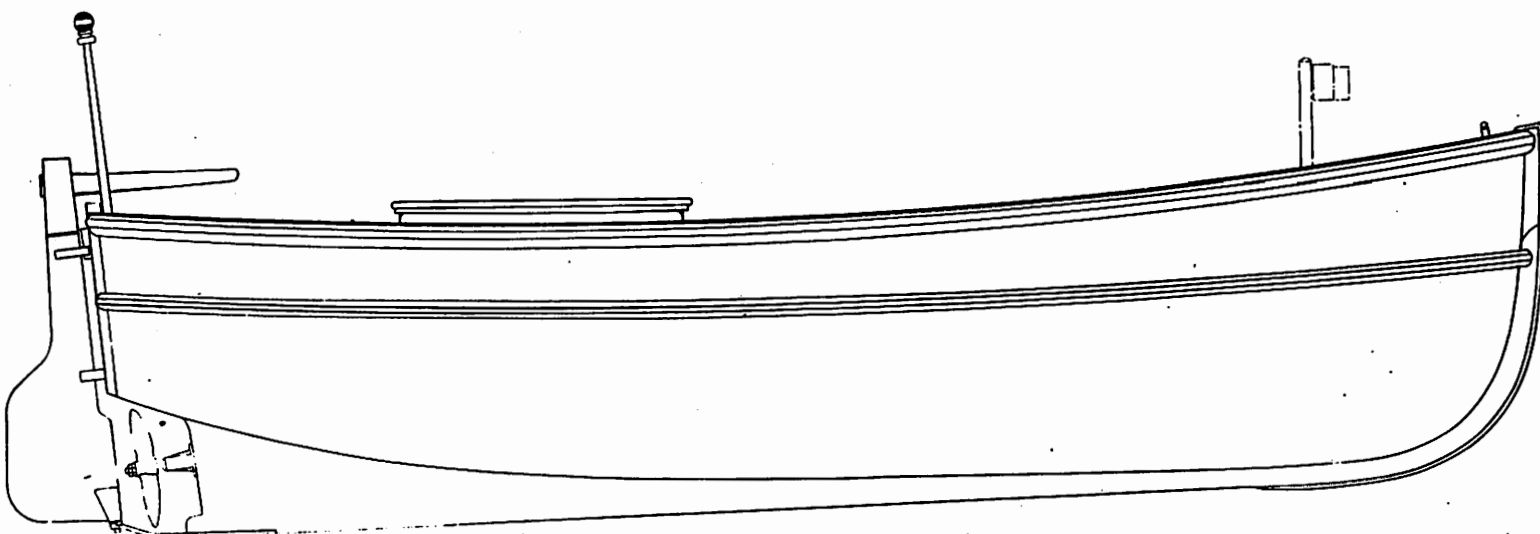
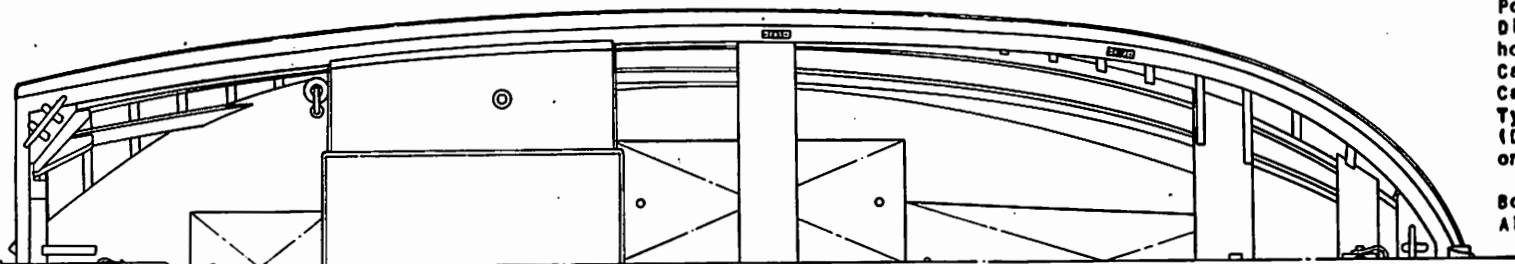
	T I T L E	C L A S S O R S T D C K N O.	U N I T O F Q U A N T I T Y	A L L O W - A N C E	N A M E, D E S C R I P T I O N, A N D R E M A R K S	I T E M
					HULL OUTFIT FOR BOAT (PLATE 13):	
	C	5F	No.	2	Flags, semaphore, with staffs.	
	C	5F	No.	1	Flagstaff, boat, fitted with electric stern light.	
	B	6A	No.	1	Anchor, boat, galvanized, 30 lb. (Danforth or equal).	
	B	11P	No.	1	Pump, bilge, hand, galvanized, with 4' length of canvas hose.	
	C	12R	No.	5	Rowlocks, composition, No. 2, with lanyards. (1 spare).	
	C	21L	No.	1	Line, anchor, 2-1/4" line, 20 fathoms long.	
	C	21L	No.	1	Painter, bow, 2-1/4" line, 5 fathoms long.	
	C	21L	No.	1	Sternfast, 2-1/4" line, 5 fathoms long.	
	B	23B	No.	1	Box, boat, equipped. *	
	B	23B	No.	1	Breaker, water, 3 gal.	
	C	23F	No.	4	Fenders, side, rope, with lanyards.	
	C	23H	No.	1	Hook, boat, 8 ft.	
	C	23H	No.	1	Horn, fog, mouth.	
	C	23O	No.	5	Oars, 10 ft. (1 spare).	
	B	23P	No.	6	Preservers, life, jacket-type, kapok.	
	C	23S	No.	1	Staff, bow, for combination running light.	
	B	24B	No.	1	Bag, flag, canvas.	
	B	24C	No.	1	Cover, boat, canvas.	
	C	41K	No.	1	Key, for gasoline filling plate.	
	C	57K	No.	1	Kit, medical.	
	B	58E	No.	1	Extinguisher, fire, portable, CO <sub>2</sub> , 4 lb.	
					*Not furnished with original outfit of boat, should be requisitioned if required by the unit to which the boat is assigned.	



# PARTICULARS

Length over all- - - 20' - 2"  
 Beam (over fenders)- - 6' - 10"  
 Draft- - - - - 2' - 1"  
 Weight, with outfit- - Abt. 3000 lbs.  
 Speed- - - - - 8 m.p.h.  
 Cruising radius- - - 55 miles  
 Power (gasoline)- - - 24 h.p.  
 Distance between  
 hoisting fittings- - - 17' - 4"  
 Capacity, normal load- 10 men  
 Cargo, normal load - - 2,000 lbs.  
 Type of planking - - - Carvel  
 (Draft, speed, cruising radius, based  
 on boat with crew and outfit aboard.)

Boat outfit in accordance with Std.  
 Allowance List for this type of Boat.



ALLOWANCE LIST.

U. S. C. G. STANDARD BOATS

Part I

Page 1

GROUP NAME BOATS (23-FT. MOTOR WHALEBOAT)

Group S82-9

	T I T L E	CLASS OR STOCK NO.	SERIAL SYMBOL, OR PART NUMBER	DRAWING OR FINISHED PLAN NUMBER	UNIT OF QUAN- TITY	ALLOW- ANCE	NAME, DESCRIPTION, AND REMARKS	I T E M
							<u>ENGINEERING OUTFIT FOR BOAT (PLATE 14)</u>	
	B	10			No.	1	ENGINE, I.C.E. (gasoline).	
							<u>DATA</u>	
							Maker: Gray Marine Motor Co., Detroit, Mich.	
							Model: Four-22	
							H.P.: 22	
							Reverse Gear: Direct	
							<u>SPARE PARTS</u>	
							<u>ENGINE</u>	
	B	10			Set	1	Bearings, main.	
	B	10			Set	1	Bearings, complete, connect- ing rod.	
	C	10			Set	1	Belts, complete for engine, (if required).	
	C	10			No.	2	Cups, valve spring.	
	C	10			Set	1	Gaskets, complete.	
	C	10			No.	2	Locks, valve spring.	
	C	10			No.	1	Locknut, valve tappet ad- justing.	
	B	10			No.	1	Pump, water, complete.	
	B	10			No.	1	Pump, fuel, complete.	
	C	10			Set	1	Rings, piston.	
	C	10			No.	1	Screw, adjusting, valve tappet.	
	C	10			No.	2	Springs, valve.	
	C	10			No.	1	Tappet, valve.	
	C	10			No.	1	Valve, inlet.	
	C	10			No.	2	Valves, exhaust.	
							<u>ELECTRICAL</u>	
	C	17			Set	1	Brushes, generator.	
	C	17			Set	1	Brushes, starting motor, complete.	
	C	17			No.	1	Cap, distributor.	
	B	17			No.	1	Coil, ignition.	
	C	17			No.	1	Condenser, ignition.	
	C	17			Set	1	Points, breaker.	
	C	17			No.	1	Rotor, distributor.	

26

REVISED

NOV 29 1944

ALLOWANCE LIST. U. S. C. G. STANDARD BOATS

Part I

Page 2

GROUP NAME: BOATS (23-FT. MOTOR WHALEBOAT)

Group S82-9

T I T L E	CLASS OR STOCK NO.	SERIAL SYMBOL, OR PART NUMBER	DRAWING OR FINISHED PLAN NUMBER	UNIT OF QUAN- TITY	ALLOW- ANCE	NAME, DESCRIPTION, AND REMARKS	I T E M
						<u>ENGINEERING OUTFIT FOR BOAT (PLATE 14)</u>	
						<u>ELECTRICAL SPARES CONT'D</u>	
C 17				Set	1	Spark plugs and gaskets.	
C 17				No.	1	Spring, starting, Bendix.	
						<u>TOOLS AND EQUIPMENT</u>	
B 10		6489		No.	1	Pump, oil sump, (hand).	
C 10				No.	1	Crank, hand starting.	
C 1301535				No.	1	Oiler, steel, 1/2 pint.	
B 17B				No.	1	Battery, 6 volts.	
C 17F13452				No.	1	Flashlight, 2-cell.	
C 17F				No.	6	Fuses, to fit fuse block.	
B 17H				No.	1	Horn, electric.	
C 17L7760				No.	1	Lantern, electric, hand, Type J.	
C 41F3576				No.	1	Funnel, with strainer, 1 quart.	
C 41H523				No.	1	Hammer, machinists', 1 lb.	
C 41M903				No.	1	Measure, 1 quart.	
C 41P1974				No.	1	Pliers, 6", side-cutting, flat nose.	
C 41S1104				No.	1	Screwdriver, 6".	
C 41W1662				No.	1	Wrench, Stillson, 10".	
C 41W2352				No.	1	Wrench, monkey, 10".	
C 41W				Set	1	Wrenches, special.	
						<u>RUNNING LIGHTS (CLASS I)</u>	
B 17L				No.	1	Light, combination, bow.	
B 17L				No.	1	Light, stern, (mounted on flagstaff).	

27

REVISED

NOV 29 1944



ALLOWANCE LIST.

U. S. C. G. STANDARD BOATS

Part I

Page 3

GROUP NAME

BOATS (23-FT. MOTOR WHALEBOAT)

Group SB2-9

TITLE	CLASS OR STOCK NO.	SERIAL SYMBOL, OR PART NUMBER	DRAWING OR FINISHED PLAN NUMBER	UNIT OF QUANTITY	ALLOWANCE	NAME, DESCRIPTION, AND REMARKS	ITEM
	B 10			No. 1		<u>ENGINEERING OUTFIT FOR BOAT (PLATE 14)</u> ENGINE, I.C.E. (gasoline).  <u>DATA</u> Model: Sea Scout Maker: Gray Marine Motor Co., Detroit, Mich. H.P.: 20 Reverse Gear: Direct  <u>SPARE PARTS</u>  <u>ENGINE</u> Bearings, main. Bearings, complete, connecting rod. Belts, complete for engine, (if required). Cups, valve spring. Gaskets, complete. Locks, valve spring. Locknut, valve tappet adjusting. Pump, water, complete. Pump, fuel, complete. Rings, piston. Screw, adjusting, valve tappet. Springs, valve. Tappet, valve. Valve, inlet. Valves, exhaust.  <u>ELECTRICAL</u> Brushes, generator. Brushes, starting motor, complete. Cap, distributor. Coil, ignition. Condenser, ignition. Points, breaker. Rotor, distributor. Spark plugs and gaskets. Spring, starting, Bendix.	
	B 10			Set 1		Bearings, main.	
	B 10			Set 1		Bearings, complete, connecting rod.	
	C 10			Set 1		Belts, complete for engine, (if required).	
	C 10			No. 2		Cups, valve spring.	
	C 10			Set 1		Gaskets, complete.	
	C 10			No. 2		Locks, valve spring.	
	C 10			No. 1		Locknut, valve tappet adjusting.	
	B 10			No. 1		Pump, water, complete.	
	B 10			No. 1		Pump, fuel, complete.	
	C 10			Set 1		Rings, piston.	
	C 10			No. 1		Screw, adjusting, valve tappet.	
	C 10			No. 2		Springs, valve.	
	C 10			No. 1		Tappet, valve.	
	C 10			No. 1		Valve, inlet.	
	C 10			No. 2		Valves, exhaust.	
	C 17			Set 1		Brushes, generator.	
	C 17			Set 1		Brushes, starting motor, complete.	
	C 17			No. 1		Cap, distributor.	
	B 17			No. 1		Coil, ignition.	
	C 17			No. 1		Condenser, ignition.	
	C 17			Set 1		Points, breaker.	
	C 17			No. 1		Rotor, distributor.	
	C 17			Set 1		Spark plugs and gaskets.	
	C 17			No. 1		Spring, starting, Bendix.	

REVISED

NOV 29 1944

ALLOWANCE LIST.

U. S. C. G. STANDARD BOATS

Part I

Page 4

GROUP NAME

BOATS (23-FT. MOTOR WHALEBOAT)

Group S82-9

T I T L E	C L A S S O R S T O C K N O.	S E R I A L S Y M B O L, O R P A R T N U M B E R	D R A W I N G O R F I N I S H E D P L A N N U M B E R	U N I T O F Q U A N T I T Y	A L L O W A N C E	N A M E, D E S C R I P T I O N, A N D R E M A R K S	I T E M
						<u>ENGINEERING OUTFIT FOR</u> <u>BOAT (PLATE 14)</u>  <u>TOOLS AND EQUIPMENT</u> Listed on page 2, Gray "Four-22" engine, this group.  <u>RUNNING LIGHTS</u> <u>(CLASS I)</u>  No. 1 Light, combination, bow. No. 1 Light, stern.	
B 17L				No.	1		
B 17L				No.	1		

29

REVISED

NOV 29 1944



GROUP NAME BOATS (23-FT. MOTOR WHALEBOAT)


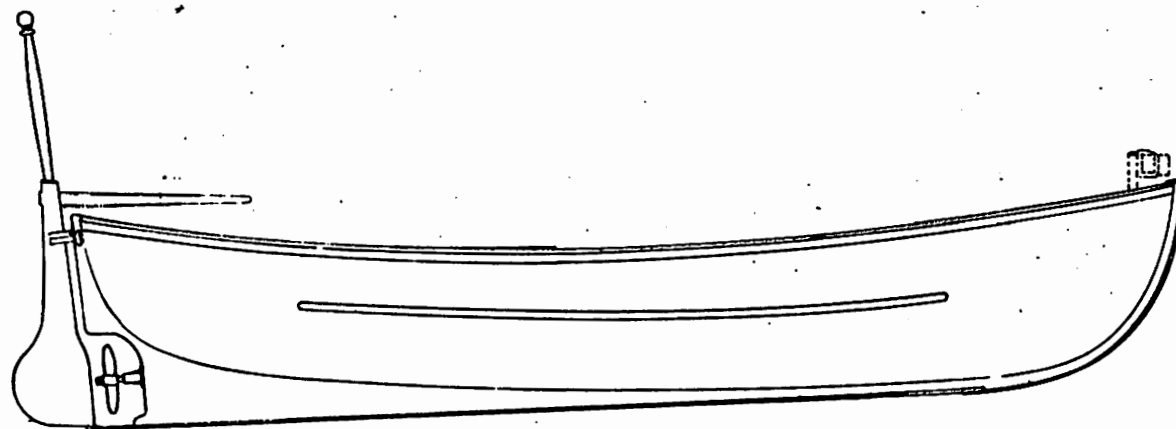
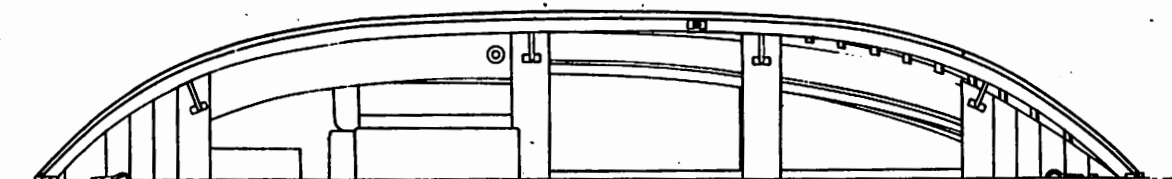
TITLE	CLASS OR STOCK NO.	UNIT OF QUANTITY	ALLOWANCE	NAME, DESCRIPTION, AND REMARKS	ITEM
				HULL OUTFIT FOR BOAT (PLATE 14):	
C	5F	No.	2	Flags, semaphore, with staffs.	
C	5F	No.	1	Flagstaff, boat, fitted with electric stern light.	
B	6A	No.	1	Anchor, boat, galvanized, 30 lb. (Danforth or equal).	
B	11P	No.	1	Pump, bilge, hand, galvanized, with 4' length of canvas hose.	
C	12R	No.	3	Rowlocks, composition, No. 2, with lanyards. (1 spare).	
C	21I	No.	1	Line, anchor, 2-1/4" line, 20 fathoms long.	
C	21L	No.	1	Painter, bow, 2-1/4" line, 7 fathoms long.	
C	21L	No.	1	Sternfast, 2-1/4" line, 5 fathoms long.	
B	23B	No.	1	Box, boat, equipped. *	
B	23B	No.	1	Breaker, water, 3 gal.	
C	23F	No.	4	Fenders, side, rope, with lanyards.	
C	23H	No.	2	Hooks, boat, 8 ft.	
C	23H	No.	1	Horn, fog, mouth.	
C	23O	No.	3	Oars, 10 ft. (1 spare).	
B	23P	No.	6	Preservers, life, jacket-type, kapok.	
C	23S	No.	1	Staff, bow, for combination running light.	
B	24C	No.	1	Cover, boat, canvas.	
B	58E	No.	1	Extinguisher, fire, portable, CO <sub>2</sub> , 4 lb.	
				*Not furnished with original outfit of boat, should be requisitioned if required by the unit to which the boat is assigned.	



# PARTICULARS

Length over all- - - - 23' - 2"  
 Beam (over fenders)- - 6' - 11"  
 Draft- - - - - 22'  
 Weight, with outfit- - Abt. 3,000 lbs.  
 Speed- - - - - 8 m.p.h.  
 Cruising radius- - - 100 miles  
 Power (gasoline) - - - 20 h.p.  
 Distance between  
 hoisting fittings- - - 20' - 0"  
 Capacity, normal load- 10 men  
 Type of planking - - - Carvel  
 (Draft, speed, cruising radius, based  
 on boat with crew and outfit aboard.)

Boat Outfit in accordance with Std.  
 Allowance list for this type of Boat.



ALLOWANCE LIST. U. S. C. G. STANDARD BOATS  
 GROUP NAME BOATS (24-FT. MOTOR CARGO BOAT)

Part I  
 Page 1  
 Group S82-6

T I T L E	CLASS OR STOCK NO.	SERIAL- SYMBOL, OR PART NUMBER	DRAWING OR FINISHED PLAN NUMBER	UNIT OF QUAN- TITY	ALLOW- ANCE	NAME, DESCRIPTION, AND REMARKS	I T E M
B	10			No.	1	<u>ENGINEERING OUTFIT FOR</u> <u>BOAT (PLATE 15)</u> ENGINE, I.C.E. (gasoline).	
						<u>DATA</u> Maker: Gray Marine Motor Co., Detroit, Mich. Model: Four-52 H.P.: 38 Reverse and reduction gear: 2: 1	
						<u>SPARE PARTS</u>	
						<u>ENGINE</u>	
B	10			Set	1	Bearings, main.	
B	10			Set	1	Bearings, complete, connect- ing rod.	
C	10			Set	1	Belts, complete for engine, (if required).	
C	10			No.	2	Cups, valve spring.	
C	10			Set	1	Gaskets, complete.	
C	10			No.	2	Locks, valve spring.	
C	10			No.	1	Locknut, valve tappet adjusting.	
B	10			No.	1	Pump, water, complete.	
B	10			No.	1	Pump, fuel, complete.	
C	10			Set	1	Rings, piston.	
C	10			No.	1	Screw, adjusting, valve tappet.	
C	10			No.	2	Springs, valve.	
C	10			No.	1	Tappet, valve.	
C	10			No.	1	Valve, inlet.	
C	10			No.	2	Valves, exhaust.	
						<u>ELECTRICAL</u>	
C	17			Set	1	Brushes, generator.	
C	17			Set	1	Brushes, starting motor, complete.	
C	17			No.	1	Cap, distributor.	
B	17			No.	1	Coil, ignition.	
C	17			No.	1	Condenser, ignition.	
C	17			Set	1	Points, breaker.	

REVISED

NOV 29 1944

ALLOWANCE LIST. U. S. C. G. STANDARD BOATS

Part I  
Page 2  
Group 882-6

GROUP NAME BOATS (24-FT. MOTOR CARGO BOAT)

T I T L E	CLASS OR STOCK NO.	SERIAL SYMBOL, OR PART NUMBER	DRAWING OR FINISHED PLAN NUMBER	UNIT OF QUAN- TITY	ALLOW- ANCE	NAME, DESCRIPTION, AND REMARKS	I T E M
						<u>ENGINEERING OUTFIT FOR BOAT (PLATE 15)</u>	
						<u>ELECTRICAL SPARES CONT'D</u>	
C 17				No.	1	Rotor, distributor.	
C 17				Set	1	Spark plugs and gaskets.	
C 17				No.	1	Spring, starting, Bendix.	
						<u>TOOLS AND EQUIPMENT</u>	
C 10				No.	1	Crank, hand starting.	
C 11				No.	1	Pump, oil, sump, (hand).	
C 1301535				No.	1	Oiler, 1/2 pint, steel.	
B 17				No.	1	Battery, 12 volts.	
C 17F13452				No.	1	Flashlight, 2-cell.	
C 17F				No.	6	Fuses, to fit fuse block.	
B 17H				No.	1	Horn, electric.	
C 17L7760				No.	1	Lantern, electric, hand, Type J.	
C 41F3576				No.	1	Funnel, with strainer, 1 quart.	
C 41H523				No.	1	Hammer, machinists', 1 lb.	
C 41M903				No.	1	Measure, 1 quart.	
C 41P1974				No.	1	Pliers, 6" side-cutting, flat nose.	
C 41S1104				No.	1	Screwdriver, 6".	
C 41W1662				No.	1	Wrench, Stillson, 10".	
C 41W2352				No.	1	Wrench, monkey, 10".	
C 41W				Set	1	Wrenches, special.	
						<u>RUNNING LIGHTS (CLASS I)</u>	
B 17L				No.	1	Light, bow, combination.	
B 17L				No.	1	Light, stern, (mounted on flagstaff).	



## ALLOWANCE LIST.

U. S. C. G. STANDARD BOATS

Part I

Page 3

GROUP NAME

BOATS (24-FT. MOTOR CARGO BOATS)

Group S82-6

	T I T L E	CLASS OR STOCK NO.	SERIAL SYMBOL, OR PART NUMBER	DRAWING OR FINISHED PLAN NUMBER	UNIT OF QUAN- TITY	ALLOW- ANCE	NAME, DESCRIPTION, AND REMARKS	I T E M
							<u>ENGINEERING OUTFIT FOR BOATS (PLATE 15)</u>	
	B	10			No.	1	ENGINE, I.C.E. (gasoline).	
							<u>DATA</u>	
							Maker: Gray Marine Motor Co., Detroit, Mich.	
							Model: Four-40	
							Reverse gear: Direct	
							<u>SPARE PARTS</u>	
							<u>ENGINE</u>	
	B	10			Set	1	Bearings, main.	
	B	10			Set	1	Bearings, complete, connect- ing rod.	
	C	10			Set	1	Belts, complete for engine, (if required).	
	C	10			No.	2	Cups, valve spring.	
	C	10			Set	1	Gaskets, complete.	
	C	10			No.	2	Locks, valve spring.	
	C	10			No.	1	Locknut, valve tappet ad- justing.	
	B	10			No.	1	Pump, water, complete.	
	B	10			No.	1	Pump, fuel, complete.	
	C	10			Set	1	Rings, piston.	
	C	10			No.	1	Screw, adjusting, valve tappet.	
	C	10			No.	2	Springs, valve.	
	C	10			No.	1	Tappet, valve.	
	C	10			No.	1	Valve, inlet.	
	C	10			No.	2	Valves, exhaust.	
							<u>ELECTRICAL</u>	
	C	17			Set	1	Brushes, generator.	
	C	17			Set	1	Brushes, starting motor, complete.	
	C	17			No.	1	Cap, distributor.	
	B	17			No.	1	Coil, ignition.	
	C	17			No.	1	Condenser, ignition.	
	C	17			Set	1	Points, breaker.	
	C	17			No.	1	Rotor, distributor.	
	C	17			Set	1	Spark plugs and gaskets.	
	C	17			No.	1	Spring, starting, Bendix.	

REVISED

NOV 29 1944

ALLOWANCE LIST.

U. S. C. G. STANDARD BOATSPart IPage 4

GROUP NAME

BOATS (24-FT. MOTOR CARGO BOATS)Group 382-6

T I T L E	CLASS OR STOCK NO.	SERIAL SYMBOL, OR PART NUMBER	DRAWING OR FINISHED PLAN NUMBER	UNIT OF QUAN- TITY	ALLOW- ANCE	NAME, DESCRIPTION, AND REMARKS	I T E M
						<u>ENGINEERING OUTFIT FOR BOATS (PLATE 15)</u>  <u>TOOLS AND EQUIPMENT*</u> *Listed on page 2, four-52 Model, Gray Marine Motor Engine, this group.	

34

REVISED

NOV 29 1943



ALLOWANCE LIST. U.S.C.G. STANDARD BOATS

Part II

Page 1

GROUP NAME BOATS (24-FT. MOTOR CARGO BOAT)

Group S82-6

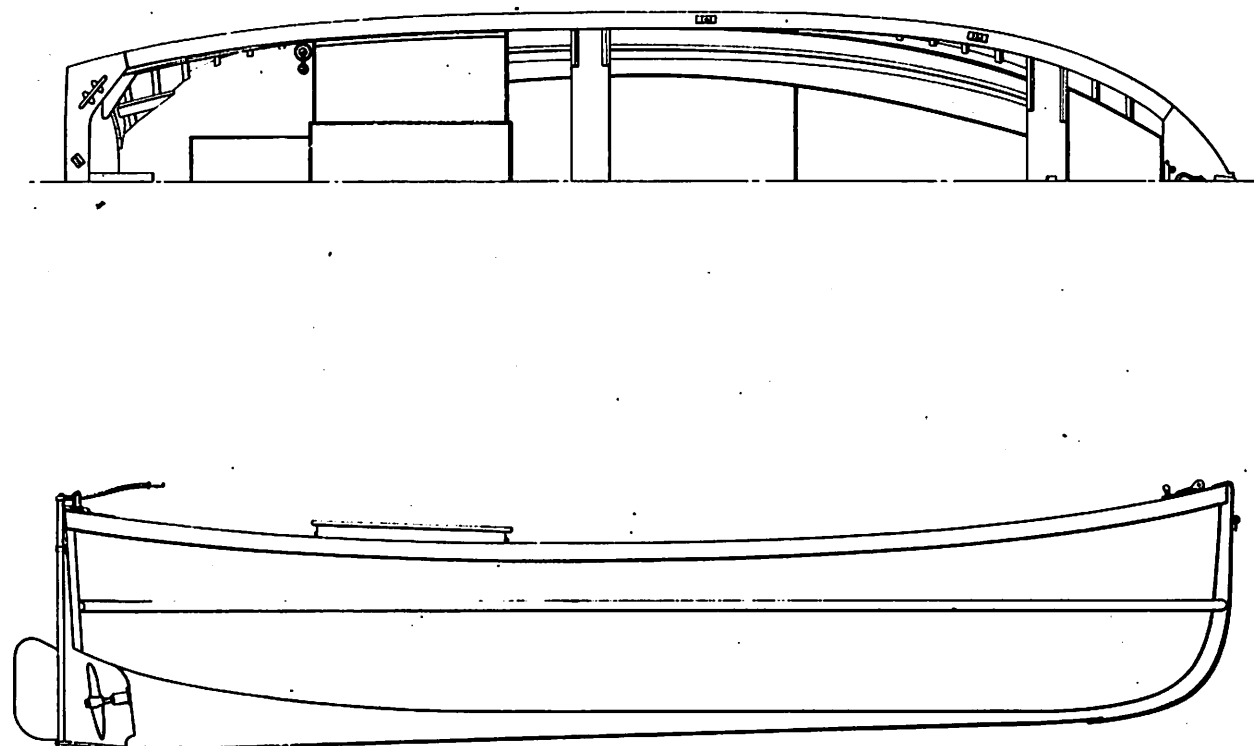
	TITLE	CLASS OR STOCK NO.	UNIT OF QUANTITY	ALLOWANCE	NAME, DESCRIPTION, AND REMARKS	ITEM
					HULL OUTFIT FOR BOAT (PLATE 15):	
	C	5F	No.	2	Flags, semaphore, with staffs.	
	C	5F	No.	1	Flagstaff, boat, fitted with electric stern light.	
	B	6A	No.	1	Anchor, boat, galvanized, 30 lb. (Danforth or equal).	
	B	11P	No.	1	Pump, bilge, hand, galvanized, with 4' length of canvas hose.	
	C	12R	No.	5	Rowlocks, composition, No. 2, with lanyards. (1 spare).	
	C	21L	No.	1	Line, anchor, 2-1/4" line, 20 fathoms long.	
	C	21L	No.	1	Painter, bow, 2-1/4" line, 5 fathoms long.	
	C	21L	No.	1	Sternfast, 2-1/4" line, 5 fathoms long.	
	B	23B	No.	1	Box, boat, equipped. *	
	B	23B	No.	1	Breaker, water, 3 gal.	
	C	23F	No.	4	Fenders, side, rope, with lanyards.	
	C	23H	No.	1	Hook, boat, 8 ft.	
	C	23H	No.	1	Horn, fog, mouth.	
	C	23O	No.	5	Oars, 10 ft. (1 spare)	
	B	23P	No.	6	Preservers, life, jacket-type, kapok.	
	C	23S	No.	1	Staff, bow, for combination running light.	
	B	24B	No.	1	Bag, flag, canvas.	
	B	24C	No.	1	Cover, boat, canvas.	
	C	41K	No.	1	Key, for gas. fill. conn.	
	C	57K	No.	1	Kit, medical.	
	B	58E	No.	1	Extinguisher, fire, portable, CO2, 4 lb.	
					*Not furnished with original outfit of boat, should be requisitioned if required by the unit to which the boat is assigned.	



# PARTICULARS

Length over all- - - - 24' - 5"  
 Beam (over fenders)- - 7' - 0"  
 Draft- - - - - 2' - 2"  
 Weight, with outfit- - Abt. 4750 lbs.  
 Speed- - - - - 9 kts.  
 Cruising radius- - - 50 miles  
 Power (gasoline) - - - 38 h.p.  
 Distance between  
 hoisting fittings- - - 22' - 6"  
 Capacity, normal load- 10 men  
 Cargo, normal load - - 3,000 lbs.  
 Type of planking - - - Carvel  
 (Draft, speed, cruising radius based  
 on boat with crew and outfit aboard.)

Boat outfit in accordance with Std.  
 Allowance List for this type of Boat.



0 1 2 3 4  
 SCALE IN FEET

## ALLOWANCE LIST.

U. S. C. G. STANDARD BOATS

Part I

Page 1

GROUP NAME

BOATS (25-FT. 10 IN. MOTOR SB. SURFBOAT)

Group S82-22

TITLE	CLASS OR STOCK NO.	SERIAL SYMBOL, OR PART NUMBER	DRAWING OR FINISHED PLAN NUMBER	UNIT OF QUANTITY	ALLOWANCE	NAME, DESCRIPTION, AND REMARKS	ITEM
						<u>ENGINEERING OUTFIT FOR BOAT (PLATE 16)</u>	
B 10				No.	1	ENGINE, I.C.E. (gasoline).	
						<u>DATA</u>	
						Maker: Buda Company, Harvey, Illinois	
						Model: HM-205	
						H.P.: 30	
						<u>SPARE PARTS</u>	
						<u>ENGINE</u>	
C 10				No.	2	Cups, valve spring.	
C 10				Set	1	Gaskets, complete for engine.	
C 10				No.	2	Locks, valve spring.	
B 10				No.	1	Pump, water, (raw).	
B 10				No.	1	Pump, fuel.	
C 10				Set	1	Rings, piston, complete.	
C 10				No.	2	Seats, exhaust valve.	
C 10				No.	2	Springs, valve.	
C 10				No.	1	Tappet, valve.	
C 10				No.	1	Valve, inlet.	
C 10				No.	1	Valve, exhaust.	
						<u>ELECTRICAL</u>	
C 17				Set	1	Brushes, generator.	
C 17				Set	1	Brushes, starting motor.	
C 17				No.	1	Cap, distributor.	
B 17				No.	1	Coil, ignition.	
C 17				No.	1	Condenser, ignition.	
C 17				Set	1	Points, breaker.	
C 17				No.	1	Rotor, distributor.	
C 17				Set	1	Spark plugs and gaskets.	
C 17				No.	1	Spring, starting, Bendix.	
						<u>TOOLS AND EQUIPMENT</u>	
B 10				No.	1	Pump, sump, (hand).	
C 10		6489		No.	1	Crank, hand starting.	
C 1301535				No.	1	Oiler, steel, 1/2 pint.	

REVISED

NOV 29 1944

## ALLOWANCE LIST.

## U. S. C. G. STANDARD BOATS

Part IPage 2

GROUP NAME

BOATS (25-FT. 10 IN. MOTOR SB. SURFBOAT)

Group S82-22

T I T L E	CLASS OR STOCK NO.	SERIAL SYMBOL, OR PART NUMBER	DRAWING OR FINISHED PLAN NUMBER	UNIT OF QUAN- TITY	ALLOW- ANCE	NAME, DESCRIPTION, AND REMARKS	I T E M
						<u>ENGINEERING OUTFIT FOR BOAT (PLATE 16)</u>	
						<u>TOOLS AND EQUIPMENT CONT'D</u>	
B	17B			No.	1	Battery, 6 volts.	
C	17F1345			No.	1	Flashlight, 2-cell.	
C	17F			No.	6	Fuses, to fit fuse block.	
B	17H			No.	1	Horn, electric.	
C	17L7760			No.	1	Lantern, electric, hand, Type J.	
C	41F3576			No.	1	Funnel, with strainer, 1 quart.	
C	41H523			No.	1	Hammer, machinists', 1 lb.	
C	41M903			No.	1	Measure, 1 quart.	
C	41P1974			No.	1	Pliers, 6", side-cutting, flat nose.	
C	41S1104			No.	1	Screwdriver, 6".	
C	41W1682			No.	1	Wrench, Stillson, 10".	
C	41W2352			No.	1	Wrench, monkey, 10".	
C	41W			Set	1	Wrenches, special.	
						<u>RUNNING LIGHTS</u> <u>(CLASS I)</u>	
B	17L			No.	1	Light, bow, combination.	
B	17L			No.	1	Light, stern, (mounted on flagstaff).	

37

REVISED

NOV 29 1944



## ALLOWANCE LIST.

## U. S. C. G. STANDARD BOATS

Part I

Page 3

GROUP NAME BOATS (25-Ft. 10 In. MOTOR SB. SURFBOAT)

Group SB2-22

TITLE	CLASS OR STOCK NO.	SERIAL SYMBOL, OR PART NUMBER	DRAWING OR FINISHED PLAN NUMBER	UNIT OF QUANTITY	ALLOWANCE	NAME, DESCRIPTION, AND REMARKS	ITEM
						<b>ENGINEERING OUTFIT FOR BOAT (SPECIAL) (PLATE 16)</b>	
	B 75			No.	1	ENGINE, I.C.E., (Diesel).	
						<u>DATA</u>	
						Maker: Kermath Mfg. Co. Detroit, Mich.	
						Model: Hercules 4-226	
						H.P.: 30	
						Reverse Gear: Direct	
						<u>SPARE PARTS</u>	
	B 75	746362-AS		Set	1	Bearings, main.	
	B 75	76883-B		Set	1	Bearings, connecting rod.	
	B 75	76096-ACSY		No.	1	Bearing assembly, connecting rod, (without bearing shells).	
	C 75	76021-A		No.	1	Bushing, piston pin.	
	C 75	85538-BS		No.	1	Filter element assembly, lube oil.	
	C 75	D00		Set	1	Gaskets.	
						<u>FUEL OIL GROUP</u>	
	B 75	PPK83/4Z		No.	1	Barrel and plunger assembly, (pump).	
	C 75	17764		No.	1	Filter element, fabric, (fuel oil).	
	B 75	77586-AS		No.	1	Nozzle with valve, fuel injection.	
						<u>PISTON GROUP</u>	
	B 75	74214-C		No.	1	Piston.	
	C 75	3813-A		No.	16	Rings, compression.	
	C 75	3913-A		No.	4	Rings, oil, above pin.	
	C 75	2817-A		No.	1	Ring, oil, below pin.	
						<u>VALVE GROUP</u>	
	C 75	76011-A		No.	8	Locks, valve spring seat.	
	C 75	14461-A		No.	6	Rings, snap, valve.	
	C 75	76024-A		No.	6	Springs, outer, valve.	
38	C 75	76023-A		No.	8	Springs, inner, valve.	
	C 75	76013-A		No.	8	Seats, valve spring.	
	C 75	76010-A		No.	4	Valves, exhaust.	
	C 75	76020-A		No.	2	Valves, inlet.	

REVISED

NOV 29 1944

ALLOWANCE LIST.

U. S. C. G.

STANDARD BOATS

Part I

Page 4

GROUP NAME BOATS (25-FT. 10 IN. MOTOR SB. SURFBOAT)

Group S82-22

T I T L E	CLASS OR STOCK NO.	SERIAL SYMBOL, OR PART NUMBER	DRAWING OR FINISHED PLAN NUMBER	UNIT OF QUAN- TITY	ALLOW- ANCE	NAME, DESCRIPTION, AND REMARKS	I T E M
						<u>ENGINEERING OUTFIT FOR BOAT (SPECIAL) (PLATE 16)</u>	
						<u>SPARE PARTS CONT'D</u>	
						<u>ELECTRICAL SPARES</u>	
	C 17	1856494		No.	4	Brushes, generator.	
	C 17	38367		No.	6	Brushes, starter, motor.	
	C 17	1856992		No.	4	Springs, generator brushes.	
	C 17	34846		No.	6	Springs, starter motor brushes.	
						<u>TOOLS AND EQUIPMENT</u>	
						Listed on pages 1 & 2, Buda Model HM-205 engine, this group, except battery which is 12 volts.	
						<u>RUNNING LIGHTS</u>	
						<u>(CLASS I)</u>	
	B 17L			No.	1	Light, bow, combination.	
	B 17L			No.	1	Light, stern, (mounted on flagstaff).	



ALLOWANCE LIST.

U. S. C. G. STANDARD BOATS

Part I

Page 5

GROUP NAME

BOATS (25-FT. 10 IN. MOTOR SB. SURFBOAT)

Group S82-22

TITLE	CLASS OR STOCK NO.	SERIAL SYMBOL, OR PART NUMBER	DRAWING OR FINISHED PLAN NUMBER	UNIT OF QUANTITY	ALLOWANCE	NAME, DESCRIPTION, AND REMARKS	ITEM
						<u>ENGINEERING OUTFIT FOR BOAT (PLATE 16)</u>	
B 10				No.	1	ENGINE, I.C.E. (gasoline).	
						<u>DATA</u>	
						Maker: Buda Co., Harvey, Ill.	
						Model: 217	
						<u>SPARE PARTS</u>	
						<u>ENGINE</u>	
C 10				No.	2	Cups, valve spring.	
C 10				Set	1	Gaskets, complete for engine.	
C 10				No.	2	Locks, valve spring.	
B 10				No.	1	Pump, water, (raw).	
B 10				No.	1	Pump, fuel.	
C 10				Set	1	Rings, piston, complete.	
C 10				No.	2	Seats, exhaust valve.	
C 10				No.	2	Springs, valve.	
C 10				No.	1	Tappet, valve.	
C 10				No.	1	Valve, inlet.	
C 10				No.	1	Valve, exhaust.	
						<u>ELECTRICAL</u>	
C 17				Set	1	Brushes, generator.	
C 17				Set	1	Brushes, starting motor.	
C 17				No.	1	Cap, distributor.	
B 17				No.	1	Coil, ignition.	
C 17				No.	1	Condenser, ignition.	
C 17				Set	1	Points, breaker.	
C 17				No.	1	Rotor, distributor.	
C 17				Set	1	Spark plugs and gaskets.	
C 17				No.	1	Spring, starting, Bendix.	
						<u>TOOLS AND EQUIPMENT</u>	
						Listed on pages 1 & 2, Buda Model HM-205 engine, this group.	



ALLOWANCE LIST.

U. S. C. G. STANDARD BOATSPart 1Page 6GROUP NAME BOATS (25-Ft. 10 In. MOTOR SB. SURFBOAT)Group SB2-22

I T E M	T I T L E	CLASS OR STOCK NO.	SERIAL SYMBOL, OR PART NUMBER	DRAWING OR FINISHED PLAN NUMBER	UNIT OF QUAN- TITY	ALLOW- ANCE	NAME, DESCRIPTION, AND REMARKS	I T E M
							<u>ENGINEERING OUTFIT FOR BOAT (PLATE 16)</u>	
							<u>RUNNING LIGHTS (CLASS I)</u>	
		B 17L			No.	1	Light, bow, combination.	
		B 17L			No.	1	Light, stern, (mounted on flagstaff).	

## ALLOWANCE LIST U. S. C. G. STANDARD BOATS

Part I  
Page 7  
Group S82-22

Group name BOATS (25'10" MOTOR S-B SURFBOAT)

TITLE	CLASS OR STOCK NO.	SERIAL SYMBOL OR PART NO.	DRAWING OR FINISHED PLAN NO.	UNIT OF QUANTITY	ALLOWANCE	NAME, DESCRIPTION, AND REMARKS	ITEM
B	75			No.	1	ENGINE - I.C.E. (DIESEL) WITH REVERSE DRIVE DATA  Maker: The Buda Company Harvey, Illinois Model: 4BR-153 HP.: 25	
						SPARE PARTS - ENGINE	
C	75			Set	1	Valve Springs	
C	75			Set	1	Check Valve Spring	
C	75			Set	1	Pressure Adjusting Spring	
C	75			Set	1	Oil Pressure Relief Valve Spring	
C	75			Set	1	Bearings-Connecting Rod	
C	75			Set	1	Bearings-(3) Main	
C	75			No.	1	Piston	
C	75			No.	1	Connecting Rod	
C	75			Set	1	Rings, 3 Piston Compression & 2 Oil Control	
C	75			Set	1	Valve & Insert-Exhaust	
C	75			No.	1	Valve Inlet	
C	75			No.	1	Cylinder Liner	
C	75			Set	1	Brushes-Generator	
C	75			Set	1	Brushes-Starting Motor	
C	75			No.	1	Bendix Spring Assembly	
C	75			No.	1	Voltage Regulator Complete for Generator	
C	75			No.	1	Magnetic Contactor for Starting Motor	
B	75			No.	1	Pump Complete-Salt Water	
B	75			No.	1	Metal Box with Hinged Cover & Hasp for Padlock	
						SPARE PARTS BOX NO. _____ STOWAGE _____	
						TOOLS & ACCESSORIES-ENGINE	
B	41			No.	1	Torque Wrench, 90-110 Ft. LBS.	
C	41			Set	1	Wrenches-Socket, 3/8" to 5/8" for Torque Wrench	
C	41			Set	1	Wrenches, Open End, 3/8"-7/8" Inc.	
C	41			No.	1	Hammer, 2 Lb. Ball Peen	
C	41			No.	1	Plier, Gas-6"	
C	41			No.	1	Screwdriver-Wood Handle 4"	
C	41			No.	1	Screwdriver-Wood Handle 6"	
C	41			No.	1	Screwdriver-Wood Handle 8"	
B	75			No.	1	Injector Assembly Complete	

## ALLOWANCE LIST U. S. C. G. STANDARD BOATS

Group name BOATS (25'10" MOTOR S-B SURFBOAT)

Part I  
Page 8  
Group S82-22

TITLE	CLASS OR STOCK NO.	SERIAL SYMBOL OR PART NO.	DRAWING OR FINISHED PLAN NO.	UNIT OF QUANTITY	ALLOWANCE	NAME, DESCRIPTION, AND REMARKS	ITEM
						<u>ENGINE - I.C.E. (DIESEL) WITH REVERSE DRIVE</u>	
C	75			Set	1	TOOLS & ACCESSORIES-ENGINE (CONT'D)	
						Filter Cartridge-Replacement	
						1-Each Size & Type	
C	75			Set	1	V-Belts-1 Each Size	
C	75			Set	1	Engine Gaskets Complete	
C	75			Can	1	Grease for Water Pump	
B	75			No.	1	Instruction Book	
B	75			No.	1.	Tools & Accessories Box WT., Metal, with Hinged Cover with Rubber Gasket & Hasp for Padlock	
						TOOL BOX NO. _____	
						STORAGE _____	



## ALLOWANCE LIST. U.S.C.G. STANDARD BOATS

Part II  
Page 1  
Group S82-22

GROUP NAME BOATS (25-FT. 10 IN. MOTOR S.B. SURFBOAT)

ITEM	CLASS OR STOCK NO.	UNIT OF QUANTITY	ALLOWANCE	NAME, DESCRIPTION, AND REMARKS	ITEM
				HULL OUTFIT FOR BOAT (PLATE 16):	
C 4F	No.	6	Flares, signal, hand, (red), Type A-10, in a sealed container. #		
C 5F	No.	2	Flags, semaphore, with staffs.		
C 5F	No.	1	Flag, wig-wag, with staff.		
C 5F	No.	1	Flagstaff, boat, for flag and stern light.		
B 6A	No.	1	Anchor, boat, folding, galvanized, 55 lb.		
B 6A	No.	1	Anchor, sea (drogue), canvas, medium size, complete.		
C 6G	No.	1	Grapnel, boat, 4 lb., with 15 fathoms of 1-1/2" line.		
C 12R	No.	7	Rowlocks, composition, No. 2, with lanyards. (1 spare).		
B 17L	No.	1	Lantern, electric, automatic floating, complete with electric bulb, batteries, and lanyard 15 fathoms long of 1/4" line. (Navy Spec. No. 17L11).		
C 21L	No.	2	Life-lines, 15 thread manila.		
C 21L	No.	1	Line, anchor, 2-1/2" line, 30 fathoms long.		
C 21L	No.	6	Lines, righting, 18 thread manila, length 3 fathoms each, with floats.		
C 21L	No.	1	Painter, bow, 2-3/4" line, 7 fathoms long.		
C 21L	No.	1	Sternfast, 2" line, 5 fathoms long.		
B 23B	No.	1	Box, boat, equipped. *		
B 23B	No.	1	Box, stowage, with canvas cover.		
B 23B	No.	1	Breaker, water, 3 gal.		
B 23F	No.	2	Fenders, cork, standard.		
C 23H	No.	1	Heaving stick, with 20 fathoms of 3/4" line.		
C 23H	No.	2	Hooks, boat, 10 ft.		
C 23H	No.	1	Horn, fog, mouth.		
C 23O	No.	7	Oars, 12 ft. (1 spare).		
B 23P	No.	12	Preservers, life, jacket-type, kapok.		
C 23S	No.	1	Staff, bow, for combination running light.		
C 23W	No.	1	Whistle, mouth, motor boat.		
B 24B	No.	1	Bag, flag, canvas.		
B 24C	No.	1	Cover, boat, canvas.		
			# Not furnished with original outfit of boat, shall be requisitioned by the unit to which the boat is assigned, from the nearest naval ammunition depot.		
			* Not furnished with original outfit of boat, should be requisitioned if required by the unit to which the boat is assigned.		

ALLOWANCE LIST. U.S.C.G. STANDARD BOATS

GROUP NAME BOATS (25-FT. 10 IN. MOTOR S.B. SURFBOAT)

Part II  
Page 2  
Group 582-22

ITEM	CLASS OR STOCK NO.	UNIT OF QUANTITY	ALLOWANCE	NAME, DESCRIPTION, AND REMARKS	ITEM
				HULL OUTFIT (CONT'D):	
B	24S	No.	1	Spray hood, canvas, complete with laces, and portable metal frame. ##	
C	41H	No.	1	Hatchet, claw, with lanyard.	
C	41K	No.	1	Knife, sheath, in leather strap.	
C	41W	No.	2	Wrenches, for drain plug, scuttles and deck pumps.	
C	42B	No.	1	Bucket, deck, galvanized, with lanyard.	
C	57K	No.	1	Kit, medical.	
B	58E	No.	1	Extinguisher, fire, portable, CO <sub>2</sub> , 4 lb.	
				## Not furnished with diesel powered boats.	

# PARTICULAR

## Standard Motor Surfboat

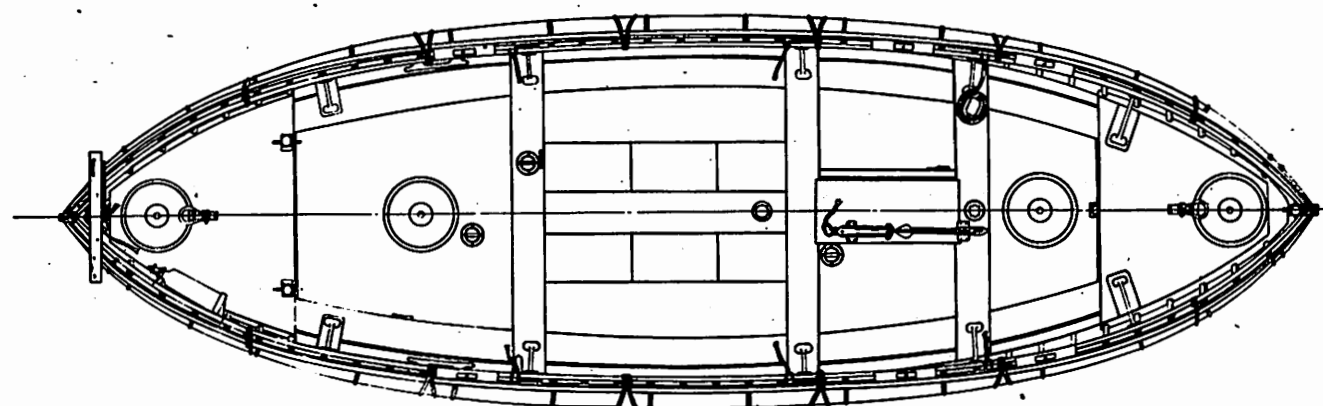
Length over all- - - - 25' - 10"  
 Beam (over cork fenders)- 7' - 11"  
 (over wood fenders)- 7' - 4"  
 Draft- - - - - 2' - 0"  
 Weight, with outfit- - - Abt. 4,400 lbs.  
 Speed- - - - - 8½ m.p.h.  
 Cruising radius- - - - 45 miles  
 Power (gasoline)- - - - 30 h.p.  
 Distance between  
 hoisting fittings- - - - 20' - 0"  
 Capacity, normal load- - 16 men  
 Type of planking - - - - Clinker

## Special Motor Surfboat

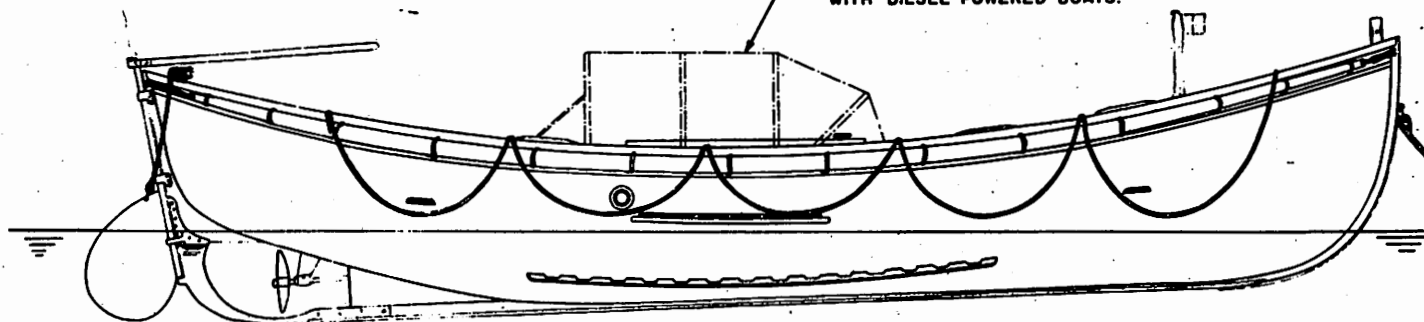
Length over all- - - - 25' - 10"  
 Beam (over cork fenders) 7' - 11"  
 (over wood fenders) 7' - 4"  
 Draft- - - - - 2' - 0"  
 Weight, with outfit- - - Abt. 6,050 lbs.  
 Speed- - - - - 8 m.p.h.  
 Cruising radius- - - - 75 miles  
 Power (diesel)- - - - 30 h.p.  
 Distance between  
 hoisting fittings- - - - 20' - 0"  
 Capacity, normal load- - 16 men  
 Type of planking - - - - Carvel

(Draft, speed, cruising radius, based  
 on boat with crew and outfit aboard.)  
 Boat outfit in accordance with std.  
 Allowance list for this type of Boat.

Length including Appendages 28' 0"



FOLDING SPRAY HOOD, NOT FURNISHED  
 WITH DIESEL POWERED BOATS.





ALLOWANCE LIST.

U. S. C. G. STANDARD BOATSPart IPage 1GROUP NAME BOATS (26-Ft. MOTOR WHALEBOAT)Group SB2-4 9

T I T L E	CLASS OR STOCK NO.	SERIAL SYMBOL, OR PART NUMBER	DRAWING OR FINISHED PLAN NUMBER	UNIT OF QUAN- TITY	ALLOW- ANCE	NAME, DESCRIPTION, AND REMARKS	I T E M
						<u>ENGINEERING OUTFIT FOR BOAT (SPECIAL) (PLATE 17)</u>	
B 75				No.	1	ENGINE, I.C.E., (Diesel).	
						<u>DATA</u>	
						Maker: Kermath Mfg. Co. Detroit, Mich.	
						Model: Hercules 4-226	
						H.P.: 30	
						Reverse Gear: Direct	
						<u>SPARE PARTS</u>	
B 75		746362- AS		Set	1	Bearings, main.	
B 75		76883-B		Set	1	Bearings, connecting rod.	
B 75		76096- ACSY		No.	1	Bearing assembly, connecting rod, (without bearing shells).	
C 75		76021-A		No.	1	Bushing, piston pin.	
C 75		85538-BS		No.	1	Filter element assembly, lube oil.	
C 75		D00		Set	1	Gaskets.	
						<u>FUEL OIL GROUP</u>	
B 75		PPK83/4Z		No.	1	Barrel and plunger assembly, (pump).	
C 75		17764		No.	1	Filter element, fabric, (fuel oil).	
B 75		77566AS		No.	1	Nozzle with valve, fuel injection.	
						<u>PISTON GROUP</u>	
B 75		74214-C		No.	1	Piston.	
C 75		3813-A		No.	16	Rings, compression.	
C 75		3913-A		No.	4	Rings, oil, above pin.	
C 75		2817-A		No.	1	Ring, oil, below pin.	
						<u>VALVE GROUP</u>	
C 75		76011-A		No.	8	Locks, valve spring seat.	
C 75		14461-A		No.	6	Rings, snap, valve.	
C 75		76024-A		No.	6	Springs, outer, valve.	
C 75		76023-A		No.	8	Springs, inner, valve.	
C 75		76013-A		No.	8	Seats, valve spring.	
C 75		76010-A		No.	4	Valves, exhaust.	
C 75		76020-A		No.	2	Valves, inlet.	

REVISED

NOV 29 1944

ALLOWANCE LIST.

U. S. C. G.

## STANDARD BOATS

Part 1Page 2

GROUP NAME

BOATS (26-FT. MOTOR WHALEBOAT)

Group S82-7I  
T  
E  
M

T I T L E	CLASS OR STOCK NO.	SERIAL SYMBOL, OR PART NUMBER	DRAWING OR FINISHED PLAN NUMBER	UNIT OF QUAN- TITY	ALLOW- ANCE	NAME, DESCRIPTION, AND REMARKS
						<u>ENGINEERING OUTFIT FOR</u> <u>BOAT (SPECIAL)</u> <u>(PLATE 17)</u>
						<u>SPARE PARTS CONT'D</u>
						<u>ELECTRICAL GROUP</u>
C	17	1856494		No.	4	Brushes, generator.
C	17	38367		No.	6	Brushes, starter motor.
C	17	1856992		No.	4	Springs, generator, brushes.
C	17	34846		No.	6	Springs, starter motor brushes.
						<u>TOOLS AND EQUIPMENT</u>
B	10			No.	1	Pump, sump, (hand).
C	10	6489		No.	1	Crank, hand starting.
C	1301535			No.	1	Oiler, steel, 1/2 pint.
B	17B			No.	1	Battery, 12 volts.
C	17F13452			No.	1	Flashlight, 2-cell.
C	17F			No.	6	Fuses, to fit fuse block.
B	17H			No.	1	Horn, electric.
C	17L7760			No.	1	Lantern, electric, hand, Type J.
C	41F3576			No.	1	Funnel, with strainer, 1 quart.
C	41H523			No.	1	Hammer, machinists', 1 lb.
C	41M903			No.	1	Measure, 1 quart.
C	41P974			No.	1	Pliers, 6", side-cutting, flat nose.
C	41S1104			No.	1	Screwdriver, 6".
C	41W1662			No.	1	Wrench, Stillson, 10".
C	41W2352			No.	1	Wrench, monkey, 10".
C	41W			Set	1	Wrenches, special.
						<u>RUNNING LIGHTS</u> <u>(CLASS I)</u>
B	17L			No.	1	Light, bow, combination.
B	17L			No.	1	Light, stern (mounted on flagstaff).

45

REVISED

NOV 29 1944



ALLOWANCE LIST, U.S.C.G. STANDARD BOATS

Part II

GROUP NAME BOATS (26-FT. MOTOR WHALEBOAT)

Page 1

Group 882-9

TITLE	CLASS OR STOCK NO.	UNIT OF QUANTITY	ALLOWANCE	NAME, DESCRIPTION, AND REMARKS	ITEM
				HULL OUTFIT FOR BOAT (PLATE 17):	
C	5F	No.	2	Flags, semaphore, with staffs.	
C	5F	No.	1	Flag, wig-wag, with staff.	
C	5F	No.	1	Flagstaff, stern.	
B	6A	No.	1	Anchor, boat, folding, galvanized, 55 lb.	
B	6A	No.	1	Anchor, sea (drogue), canvas, medium size, complete.	
C	6G	No.	1	Grapnel, boat, 4 lb., with 15 fathoms of 1-1/2" line.	
B	11P	No.	1	Pump, bilge, hand, galvanized, with 4' length of canvas hose.	
B	17L	No.	1	Lantern, electric, automatic floating, complete with electric bulb, batteries, and lanyard 15 fathoms long of 1/4" line. (Navy Spec. No. 17L11).	
C	21L	No.	1	Line, anchor, 2-1/2" line, 30 fathoms long.	
C	21L	No.	1	Painter, bow, 2-1/2" line, 7 fathoms long.	
C	21L	No.	1	Sternfast, 2" line, 5 fathoms long.	
B	23B	No.	1	Bell, motor boat.	
B	23B	No.	1	Box, boat, equipped.	
B	23B	No.	1	Breaker, water, 3 gal.	
C	23F	No.	4	Fenders, side, rope, with lanyards.	
C	23H	No.	2	Hooks, boat, 8 ft.	
C	23H	No.	1	Horn, fog, mouth.	
C	23P	No.	4	Paddles, 6' long.	
B	23P	No.	12	Preservers, life, jacket-type, kapok.	
C	23S	No.	1	Staff, for bowlight.	
B	24B	No.	1	Bag, flag, canvas.	
B	24C	No.	1	Cover, boat, canvas.	
C	57K	No.	1	Kit, medical.	
B	58E	No.	1	Extinguisher, fire, portable, CO <sub>2</sub> , 4 lb.	


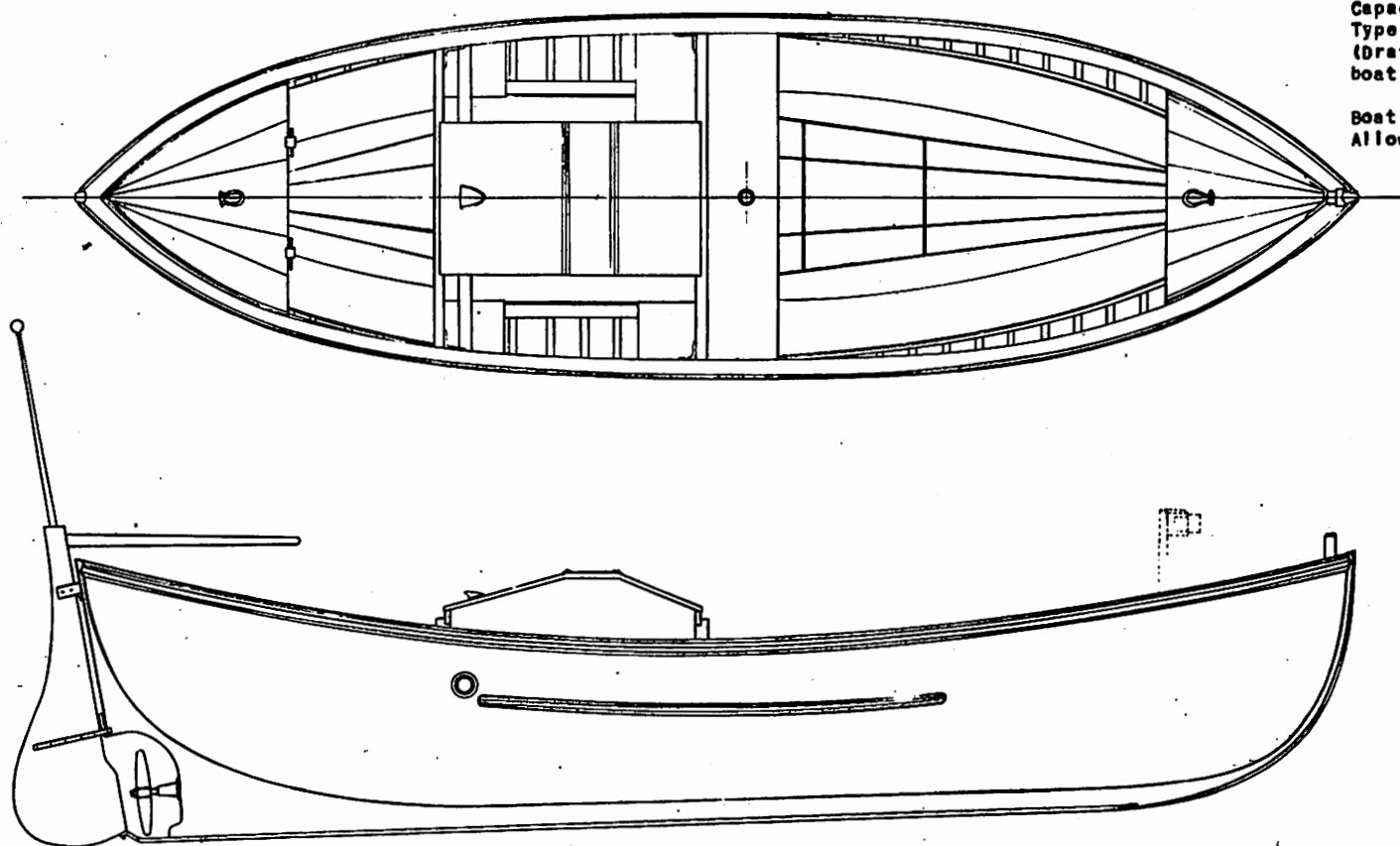


# PARTICULARS

Length over all- - - 25' - 11 1/2"  
 Beam (over fenders)- - 7' - 5"  
 Draft- - - - - 2' - 7"  
 Weight, with outfit- - - Abt. 6,000 lbs.  
 Speed- - - - - 8 m.p.h.  
 Cruising radius- - - 110 miles  
 Power (diesel)- - - 32 h.p.  
 Distance between  
 hoisting fittings- - - 20' - 0"  
 Capacity, normal load- 16 men  
 Type of planking - - - Carvel  
 (Draft, speed, cruising radius, based on  
 boat with crew and outfit aboard.)

Boat outfit in accordance with Std.  
 Allowance List for this type of Boat.

Length including Appendages 28' 0"



ALLOWANCE LIST.

U. S. C. G. STANDARD BOATS

Part I

GROUP NAME

BOATS (26-FT. CABIN LAUNCH)

Page 1

Group S62-6

TITLE	CLASS OR STOCK NO.	SERIAL SYMBOL, OR PART NUMBER	DRAWING OR FINISHED PLAN NUMBER	UNIT OF QUANTITY	ALLOWANCE	NAME, DESCRIPTION, AND REMARKS	ITEM
						<u>ENGINEERING OUTFIT FOR BOAT (PLATE 18)</u>	
B 10				No. 1		ENGINE, I.C.E. (gasoline).	
						<u>DATA</u>	
						Maker: Gray Marine Motor Co., Detroit, Mich.	
						Model: Four-52	
						H.P.: 38	
						Reverse and reduction gear: 2:1	
						<u>SPARE PARTS</u>	
						<u>ENGINE</u>	
B 10				Set 1		Bearings, main.	
B 10				Set 1		Bearings, complete, connecting rod.	
C 10				Set 1		Belts, complete for engine, (if required).	
C 10				No. 2		Cups, valve spring.	
C 10				Set 1		Gaskets, complete.	
C 10				No. 2		Locks, valve spring.	
C 10				No. 1		Locknut, valve tappet, adjusting.	
B 10				No. 1		Pump, water, complete.	
B 10				No. 1		Pump, fuel, complete.	
C 10				Set 1		Rings, piston.	
C 10				No. 1		Screw, adjusting, valve tappet.	
C 10				No. 2		Springs, valve.	
C 10				No. 1		Tappet, valve.	
C 10				No. 1		Valve, inlet.	
C 10				No. 2		Valves, exhaust.	
						<u>ELECTRICAL</u>	
C 17				Set 1		Brushes, generator.	
C 17				Set 1		Brushes, starting motor, complete.	
C 17				No. 1		Cap, distributor.	
B 17				No. 1		Coil, ignition.	
C 17				No. 1		Condenser, ignition.	
C 17				Set 1		Points, breaker.	

47

REVISED

NOV 29 1944

ALLOWANCE LIST.

U. S. C. G.

## STANDARD BOATS

Part I

GROUP NAME

BOATS (26-FT. CABIN LAUNCH)

Page 2Group 582-6

T I T L E	CLASS OR STOCK NO.	SERIAL SYMBOL, OR PART NUMBER	DRAWING OR FINISHED PLAN NUMBER	UNIT OF QUAN- TITY	ALLOW- ANCE	NAME, DESCRIPTION, AND REMARKS	I T E M
						<u>ENGINEERING OUTFIT FOR BOAT (PLATE 18)</u>	
						<u>ELECTRICAL SPARES CONT'D</u>	
C 17				No.	1	Rotor, distributor.	
C 17				Set	1	Spark plugs and gaskets.	
C 17				No.	1	Spring, starting, Bendix.	
						<u>TOOLS AND EQUIPMENT</u>	
B 10				No.	1	Pump, sump, (hand).	
C 10		6489		No.	1	Crank, hand starting.	
C 1301535				No.	1	Oiler, steel, 1/2 pint.	
B 17B				No.	1	Battery, 6 volts.	
C 17F13452				No.	1	Flashlight, 2-cell.	
C 17F				No.	6	Fuses, to fit fuse block.	
B 17H				No.	1	Horn, electric.	
C 17L7760				No.	1	Lantern, electric, hand, Type J.	
C 41F3576				No.	1	Funnel, with strainer, 1 quart.	
C 41H523				No.	1	Hammer, machinists', 1 lb.	
C 41M903				No.	1	Measure, 1 quart.	
C 41P974				No.	1	Pliers, 6", side-cutting, flat nose.	
C 41S1104				No.	1	Screwdriver, 6".	
C 41W1662				No.	1	Wrench, Stillson, 10".	
C 41W2352				No.	1	Wrench, monkey, 10".	
C 41W				Set	1	Wrenches, special.	
						<u>RUNNING LIGHTS</u> <u>(CLASS I)</u>	
B 17L				No.	1	Light, bow, combination.	
F 17L				No.	1	Light, stern, (mounted on flagstaff).	



ALLOWANCE LIST. U.S.C.G. STANDARD BOATS  
 GROUP NAME BOATS (26-FT. CABIN LAUNCH)

Part II  
 Page 1  
 Group S82-6

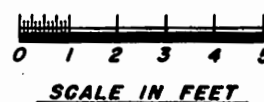
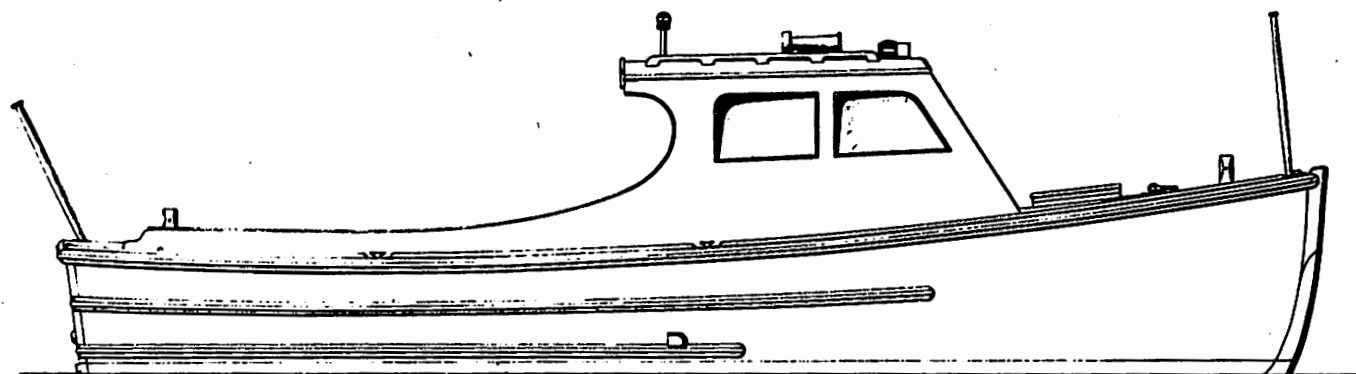
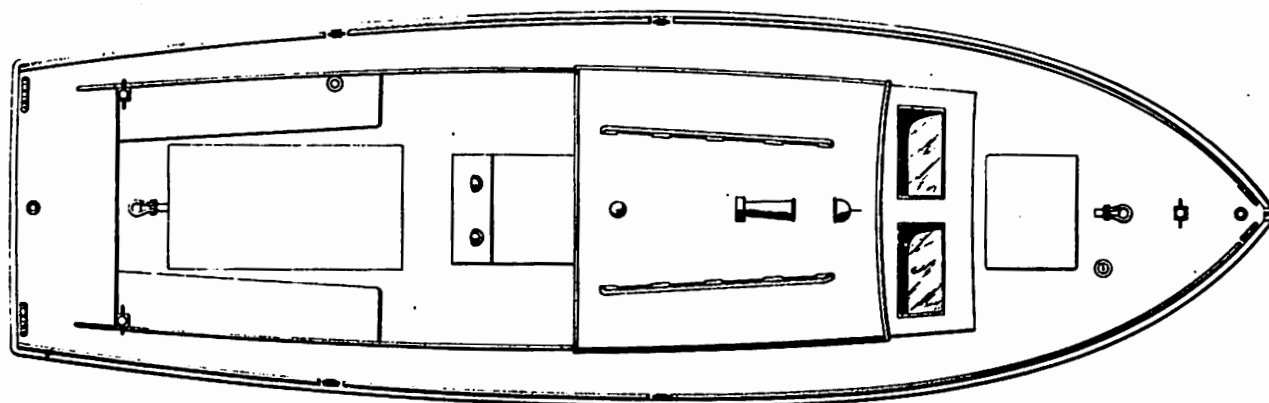
TITLE	CLASS OR STOCK NO.	UNIT OF QUANTITY	ALLOWANCE	NAME, DESCRIPTION, AND REMARKS	ITEM
				HULL OUTFIT FOR BOAT (PLATE 18):	
C	5F	No.	2	Flags, semaphore, with staffs.	
C	5F	No.	1	Flagstaff, bow, portable.	
C	5F	No.	1	Flagstaff, stern, portable.	
B	6A	No.	1	Anchor, boat, folding, galvanized, 55 lb.	
B	11P	No.	1	Pump, bilge, hand, galvanized, with 4' length of canvas hose.	
C	12T	No.	1	Tiller, emergency.	
C	21L	No.	1	Line, anchor, 2-1/4" line, 20 fathoms long.	
C	21L	No.	1	Painter, bow, 2-1/4" line, 5 fathoms long.	
C	21L	No.	1	Sternfast, 2-1/4" line, 5 fathoms long.	
B	23B	No.	1	Bell, motor boat.	
C	23F	No.	4	Fenders, side, rope, with lanyards.	
C	23H	No.	2	Hooks, boat, 8 ft.	
C	23H	No.	1	Horn, fog, mouth.	
B	23P	No.	6	Preservers, life, jacket-type, kapok.	
B	24B	No.	1	Bag, flag, canvas.	
B	24C	No.	1	Cover, searchlight, canvas.	
C	57K	No.	1	Kit, medical.	
B	58E	No.	1	Extinguisher, fire, portable, CO <sub>2</sub> , 4 lb.	

# PARTICULARS

Length over all - - - - 25' - 10"  
 Beam (over fenders) - - - 8' - 0"  
 Draft - - - - - 2' - 6"  
 Weight, with outfit - - - - Abt. 4600 lbs.  
 Speed - - - - - 11 m.p.h.  
 Cruising radius - - - - 80 miles  
 Power (gasoline) - - - - 36 h.p.  
 Distance between  
 hoisting fittings - - - - 19' - 7"  
 Capacity, normal load - - 10 men  
 Type of planking - - - - Carvel  
 (Draft, speed, cruising radius, based  
 on boat with crew and outfit aboard.)

Boat outfit in accordance with Std.  
 Allowance List for this type of Boat.

Length including Appendages 26' 0"



ALLOWANCE LIST.

U. S. C. G. STANDARD BOATS

Part I

Page 1

GROUP NAME

BOATS (26-FT. 6 IN. MOTOR LAUNCH)

Group SB2-6

T I T L E	CLASS OR STOCK NO.	SERIAL SYMBOL, OR PART NUMBER	DRAWING OR FINISHED PLAN NUMBER	UNIT OF QUAN- TITY	ALLOW- ANCE	NAME, DESCRIPTION, AND REMARKS	I T E M
B	10			No.	1	<u>ENGINEERING OUTFIT FOR BOAT (PLATE 19)</u> ENGINE, I.C.E. (gasoline).  <u>DATA</u> Maker: Buda Co., Harvey Ill. Model: 217  <u>SPARE PARTS</u>  <u>ENGINE</u> Cups, valve spring. Gaskets, complete for eng- ine. Locks, valve spring. Pump, water, (raw). Pump, fuel. Rings, piston, complete. Seats, exhaust valve. Springs, valve. Tappet, valve. Valve, inlet. Valve, exhaust.  <u>ELECTRICAL</u> Brushes, generator. Brushes, starting motor. Cap, distributor. Coil, ignition. Condenser, ignition. Points, breaker. Rotor, distributor. Spark plugs and gaskets. Spring, starting, Bendix.  <u>TOOLS AND EQUIPMENT</u> Pump, sump, (hand). Crank, hand starting. Oiler, steel, 1/2 pint. Battery, 6 volt. Flashlight, 2-cell. Fuses, to fit fuse block.	
C	10			No.	2		
C	10			Set	1		
C	10			No.	2		
B	10			No.	1		
B	10			No.	1		
C	10			Set	1		
C	10			No.	2		
C	10			No.	2		
C	10			No.	1		
C	10			No.	1		
C	10			No.	1		
C	17			Set	1		
C	17			Set	1		
C	17			No.	1		
B	17			No.	1		
C	17			No.	1		
C	17			Set	1		
C	17			No.	1		
C	17			Set	1		
C	17			No.	1		
B	10			No.	1		
C	10	6489		No.	1		
C	1301535			No.	1		
B	17B			No.	1		
C	17F1345			No.	1		
	2			No.	1		
C	17F			No.	6		

50

REVISED

NOV 29 1944



ALLOWANCE LIST.

U. S. C. G.

STANDARD BOATS

Part 1Page 2

GROUP NAME

BOATS (26-FT. 8 IN. MOTOR LAUNCH)

Group SB2-6

T I T L E	C L A S S O R S T O C K N O.	S E R I A L S Y M B O L, O R P A R T N U M B E R	D R A W I N G O R F I N I S H E D P L A N N U M B E R	U N I T O F Q U A N T I T Y	A L L O W A N C E	N A M E, D E S C R I P T I O N, A N D R E M A R K S	I T E M
						<u>ENGINEERING OUTFIT FOR BOAT (PLATE 19)</u>	
						<u>TOOLS AND EQUIPMENT CONT'D</u>	
B	17H			No.	1	Horn, electric.	
C	17L7760			No.	1	Lantern, electric, hand, Type J.	
C	41F3576			No.	1	Funnel, with strainer, 1 quart.	
C	41H523			No.	1	Hammer, machinists', 1 lb.	
C	41M903			No.	1	Measure, 1 quart.	
C	41P974			No.	1	Pliers, 6", side-cutting, flat nose.	
C	41S1104			No.	1	Screwdriver, 6".	
C	41W1662			No.	1	Wrench, Stillson, 10".	
C	41W2352			No.	1	Wrench, monkey, 10".	
C	41W			Set	1	Wrenches, special.	
						<u>RUNNING LIGHTS (CLASS II)</u>	
B	17L			No.	1	Light, bow, (white).	
B	17L			No.	1	Light, stern, (mounted on flagstaff, white).	
B	17L			No.	1	Light, starboard, (green).	
B	17L			No.	1	Light, port, (red).	

GROUP NAME BOATS (26-FT. 6 IN. MOTOR LAUNCH)

Group SB2-6

	T I T L E	C L A S S O R S T O C K N O.	S E R I A L S Y M B O L, O R P A R T N U M B E R	D R A W I N G O R F I N I S H E D P L A N N U M B E R	U N I T O F Q U A N T I T Y	A L L O W A N C E	N A M E, D E S C R I P T I O N, A N D R E M A R K S	I T E M
							<u>ENGINEERING OUTFIT FOR BOAT (SPECIAL) (PLATE 19)</u>	
	B	75			No.	1	ENGINE, I.C.E., (Diesel).	
							<u>DATA</u>	
							Maker: Kermath Mfg. Co. Detroit, Mich.	
							Model: Hercules 4-226	
							H.P.: 30	
							Reverse Gear: Direct	
							<u>SPARE PARTS</u>	
	B	75	746362-AS		Set	1	Bearings, main.	
	B	75	76883-B		Set	1	Bearings, connecting rod.	
	B	75	76096- ACSY		No.	1	Bearing assembly, connect- ing rod, (without bearing shells).	
	C	75	76021-A		No.	1	Bushing, piston pin.	
	C	75	85538-BS		No.	1	Filter element assembly, lube oil.	
	C	75	D00		Set	1	Gaskets.	
							<u>FUEL OIL GROUP</u>	
	B	75	PPK83/4Z		No.	1	Barrel and plunger assembly, (pump).	
	C	75	17764		No.	1	Filter element, fabric, fuel oil.	
	B	75	77566-AS		No.	1	Nozzle, with valve, fuel injection.	
							<u>PISTON GROUP</u>	
	B	75	74214-C		No.	1	Piston.	
	C	75	3813-A		No.	16	Rings, compression.	
	C	75	3913-A		No.	4	Rings, oil, above pin.	
	C	75	2817-A		No.	1	Ring, oil, below pin.	
							<u>VALVE GROUP</u>	
	C	75	76011-A		No.	8	Locks, valve spring seat.	
	C	75	14461-A		No.	6	Rings, snap, valve.	
	C	75	76024-A		No.	6	Springs, outer, valve.	
	C	75	76023-A		No.	8	Springs, inner, valve.	
	C	75	76013-A		No.	8	Seats, valve spring.	
	C	75	76010-A		No.	4	Valves, exhaust.	
	C	75	76020-A		No.	2	Valves, inlet.	

REVISED

NOV 29 1944



ALLOWANCE LIST.

U. S. C. G. STANDARD BOATS

Part I

Page 4

GROUP NAME BOATS (26-FT. 6 IN. MOTOR LAUNCH)

Group S82-6

I T E M	CLASS OR STOCK NO.	SERIAL SYMBOL, OR PART NUMBER	DRAWING OR FINISHED PLAN NUMBER	UNIT OF QUAN- TITY	ALLOW- ANCE	NAME, DESCRIPTION, AND REMARKS	I T E M
						<u>ENGINEERING OUTFIT FOR</u> <u>BOAT (SPECIAL)</u> <u>(PLATE 19)</u>  <u>SPARE PARTS CONT'D</u>  <u>ELECTRICAL GROUP</u> Brushes, generator. Brushes, starter motor. Springs, generator, brushes. Springs, starter motor brushes.  <u>TOOLS AND EQUIPMENT</u> Listed on pages 1 & 2, Buda Model 217 engine, this group, except battery which is 12 volts.  <u>RUNNING LIGHTS</u> <u>(CLASS II)</u> Light, bow, (white). Light, stern (mounted on flagstaff, white). Light, starboard (green). Light, port, (red).	
C 17		1856494		No.	4		
C 17		38367		No.	6		
C 17		1856992		No.	4		
C 17		34846		No.	6		
B 17L				No.	1		
B 17L				No.	1		
B 17L				No.	1		
B 17L				No.	1		

53

REVISED

NOV 29 1944



ALLOWANCE LIST. U.S.C.G. STANDARD BOATS

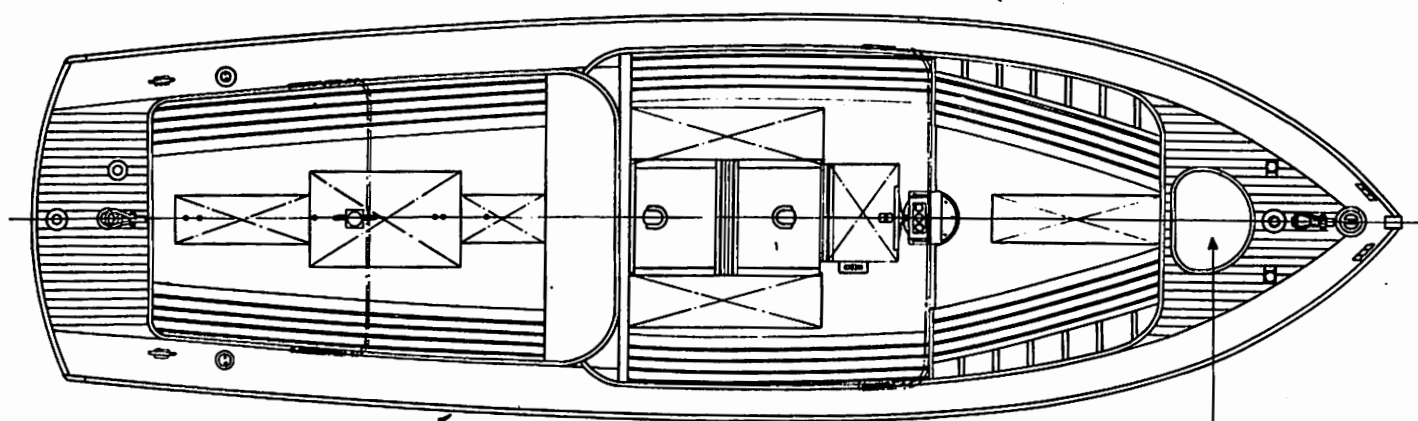
Part II  
Page 1  
Group 682-6

GROUP NAME BOATS (26 FT. 6 IN. MOTOR LAUNCH)

TITLE	CLASS OR STOCK NO.	UNIT OF QUANTITY	ALLOWANCE	NAME, DESCRIPTION, AND REMARKS	ITEM
				HULL OUTFIT FOR BOAT (PLATE 19):	
C	5F	No.	2	Flags, semaphore, with staffs.	
C	5F	No.	1	Flagstaff, bow.	
C	5F	No.	1	Flagstaff, boat, fitted with electric stern light.	
B	6A	No.	1	Anchor, boat, folding, galvanized, 55 lb.	
B	6A	No.	1	Anchor, sea (drogue), canvas, medium size, complete.	
B	11P	No.	1	Pump, bilge, hand, galvanized, with 4' length of canvas hose.	
C	12T	No.	1	Tiller, emergency.	
C	21L	No.	1	Line, anchor, 2-1/2" line, 20 fathoms long.	
C	21L	No.	1	Painter, 2-3/4" line, 7 fathoms long.	
C	21L	No.	1	Sternfast, 2-1/4" line, 5 fathoms long.	
B	23B	No.	1	Bell, motor boat.	
B	23B	No.	1	Box, boat, equipped.	
B	23B	No.	1	Breaker, water, 3 gal.	
C	23F	No.	4	Fenders, side, rope, with lanyards.	
C	23H	No.	2	Hooks, boat, 8 ft.	
C	23H	No.	1	Horn, fog, mouth.	
B	23P	No.	6	Preservers, life, jacket-type, kapok.	
B	24B	No.	1	Bag, flag, canvas.	
B	24C	No.	1	Cover, boat, canvas.	
B	24C	No.	1	Cover, cockpit (for'd), canvas.	
C	42B	No.	1	Bucket, deck, galvanized, with lanyard.	
C	57K	No.	1	Kit, medical.	
B	58E	No.	1	Extinguisher, fire, portable, CO <sub>2</sub> , 4 lb.	

REVISED

NOV 29 1944



VIEW SHOWING SHELTERS REMOVED.

FOR'D. COCKPIT

#### PARTICULARS

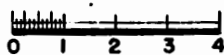
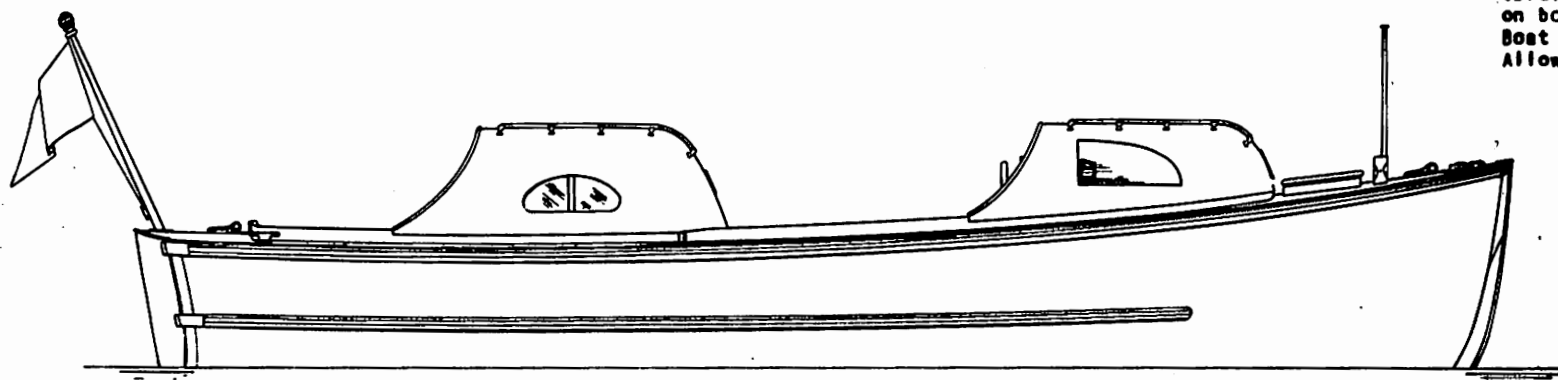
Length over all- - - - 26' - 6"  
 Beam (over fenders)- - - 7' - 10"  
 Draft- - - - 2' - 3"  
 Weight, with outfit- - - Abt. 9,900 lbs.  
 Speed- - - - 11 m.p.h.  
 Cruising radius- - - 55 miles  
 Power (gasoline)- - - 45 h.p.  
 Distance between  
 hoisting fittings- - - 23' - 0"  
 Capacity, normal load- - 18 men  
 Type of planking - - - Carvel

\*\*\*\*\*

#### Special Motor Launch

Length over all- - - - 26' - 6"  
 Beam (over fenders)- - - 7' - 10"  
 Draft- - - - 2' - 7"  
 Weight, with outfit- - - Abt. 7,450 lbs.  
 Speed- - - - 9 m.p.h.  
 Cruising radius- - - 95 miles  
 Power (diesel)- - - 35 h.p.  
 Distance between  
 hoisting fittings- - - 23' - 0"  
 Capacity, normal load- - 18 men  
 Type of planking - - - Carvel

(Draft, speed, cruising radius, based  
 on boat with crew and outfit aboard.)  
 Boat outfit in accordance with Std.  
 Allowance List for this type of Boat.



SCALE IN FEET

ALLOWANCE LIST.

U. S. C. G. STANDARD BOATS

Part IPage 1

GROUP NAME

BOATS (30-FT. CRASH BOAT)

Group S82-6

T I T L E	C L A S S O R S T O C K N O.	S E R I A L S Y M B O L, O R P A R T N U M B E R	D R A W I N G O R F I N I S H E D P L A N N U M B E R	U N I T O F Q U A N - T I T Y	A L L O W - A N C E	N A M E, D E S C R I P T I O N, A N D R E M A R K S	I T E M
B	10			No.	1	<u>ENGINEERING OUTFIT FOR BOAT (PLATE 20)</u> ENGINE, I.C.E. (gasoline). <u>DATA</u> Maker: Sterling Engine Co., Burrato, N.Y. Model: Petrel H.P.: 225 R.P.M.: 2400 <u>SPARE PARTS</u> <u>CARBURETOR GROUP</u> No. 1 Jet, main. No. 1 Jet, cap. No. 1 Jet, idling. No. 1 Needle, main jet adjusting. No. 1 Needle, idling adjustment. <u>CONNECTING ROD GROUP</u> Set 1 Bearings. Set 1 Bushings, wrist pin. <u>GASKET GROUP</u> Set 1 Gaskets, complete for carburetor. Set 1 Gaskets, complete for fuel pump. No. 1 Gasket, cylinder head to cylinder. Set 1 Gasket, complete for engine. <u>FUEL PUMP GROUP</u> No. 1 Diaphragm assembly. No. 1 Gasket, sediment bowl. No. 1 Pump, fuel complete. No. 1 Rocker arm. No. 1 Screen, sediment strainer. No. 1 Spring, rocker arm. No. 1 Valve, suction, assembly. No. 1 Valve, pressure, assembly.	
C	10			No.	1		
C	10			No.	1		
C	10			No.	1		
C	10			No.	1		
C	10			No.	1		
B	10			Set	1		
C	10			Set	1		
C	10			Set	1		
C	10			Set	1		
C	10			No.	1		
C	10			Set	1		
C	10			No.	1		
C	10			No.	1		
B	10			No.	1		
C	10			No.	1		
C	10			No.	1		
C	10			No.	1		
C	10			No.	1		
C	10			No.	1		
C	10			No.	1		
C	10			No.	1		

REVISED

NOV 29 1944



ALLOWANCE LIST.

U. S. C. G. STANDARD BOATS

Part I

Page 2

GROUP NAME

BOATS (30-FT. CRASH BOAT)

Group SB2-6

TITLE	CLASS OR STOCK NO.	SERIAL SYMBOL, OR PART NUMBER	DRAWING OR FINISHED PLAN NUMBER	UNIT OF QUANTITY	ALLOWANCE	NAME, DESCRIPTION, AND REMARKS	ITEM
						<u>ENGINEERING OUTFIT FOR BOAT (PLATE 20)</u>	
						<u>LUBE OIL GROUP</u>	
C	10			No.	3	Elements, oil filter.	
						<u>PISTON GROUP</u>	
B	10			No.	1	Piston, complete with rings and pin.	
C	10			No.	2	Retainers, piston pin.	
C	10			Set	1	Rings, complete with engine.	
						<u>RAW WATER PUMP GROUP</u>	
C	10			No.	1	Bearing, driven end.	
C	10			No.	2	Bushings, pump.	
C	10			No.	2	Gears, pumping.	
C	10			No.	1	Hose, exhaust manifold outlet.	
C	10			No.	1	Hose, water piping.	
C	10			No.	1	Lockring, pump bearing.	
C	10			No.	12	Packing, pump shaft.	
B	10			No.	1	Pump, complete.	
C	10			No.	2	Seals, oil.	
C	10			No.	1	Shaft, pump driver.	
C	10			No.	1	Shaft, pump driven.	
						<u>FRESH WATER PUMP GROUP</u>	
C	10			No.	1	Bearing, driven end.	
C	10			No.	2	Bushings, pump idler shaft.	
C	10			No.	2	Bushings, pump drive shaft.	
C	10			No.	4	Clamps, hose.	
C	10			No.	2	Gears, pumping.	
C	10			No.	1	Hose, fresh water piping.	
C	10			No.	1	Lockring, pump bearing.	
C	10			No.	12	Packing, pump shaft.	
C	10			No.	2	Seals, oil.	
C	10			No.	1	Shaft, pump driver.	
C	10			No.	1	Shaft, pump, driven.	
						<u>VALVE GROUP</u>	
C	10			No.	1	Guide, valve stem.	
C	10			No.	2	Seats, inserts.	
C	10			No.	2	Springs, valve.	
C	10			No.	1	Valve, inlet.	
C	10			No.	2	Valves, exhaust.	

REVISED

NOV 29 1944

ALLOWANCE LIST.

U. S. C. G.

STANDARD BOATS

Part IPage 3

GROUP NAME

BOATS (30-FT. CRASH BOAT)

Group 882-6

T I T L E	CLASS OR STOCK NO.	SERIAL SYMBOL, OR PART NUMBER	DRAWING OR FINISHED PLAN NUMBER	UNIT OF QUAN- TITY	ALLOW- ANCE	NAME, DESCRIPTION, AND REMARKS	I T E M
						<u>ENGINEERING OUTFIT FOR BOAT (PLATE 20)</u>	
						<u>REVERSE GEAR</u>	
C 10				No.	2	Packing, tailshaft bearing.	
C 10				No.	1	Spring, reverse band re- lease.	
						<u>ELECTRICAL GROUP</u>	
C 17				Set	1	Brushes, generator.	
C 17				Set	1	Brushes, starting motor.	
C 17				No.	1	Cap, distributor.	
C 17				No.	1	Condenser, distributor.	
C 17				No.	12	Gaskets, spark plug.	
C 17				Set	1	Points, contact.	
C 17				No.	1	Rotor, distributor.	
C 17				Set	2	Spark plugs.	
C 17				Set	1	Springs, brushes, starting motor.	
C 17				Set	1	Springs, brushes, generator.	
C 17				No.	1	Spring, Bendix drive.	
C 17				No.	1	Thermostat.	
						<u>TOOLS AND EQUIPMENT</u>	
B 10				No.	1	Pump, sump, (hand).	
C 10				No.	1	Crank, hand starting.	
C 1301535				No.	1	Oiler, steel, 1/2 pint.	
B 17B				No.	1	Battery, 12 volts, starting and lighting.	
C 17F1345				No.	1	Flashlight, 2-cell.	
C 17F				No.	6	Fuses, to fit fuse block.	
B 17H				No.	1	Horn, air.	
B 17S				No.	1	Searchlight, portable, "Half-Mile-Ray". Style #200.	
C 41F3576				No.	1	Funnel, with strainer, 1 quart.	
C 41H523				No.	1	Hammer, machinists', 1 lb.	
C 41M903				No.	1	Measure, 1 quart.	
C 41P974				No.	1	Pliers, 6", side-cutting, flat nose.	
C 41S1104				No.	1	Screwdriver, 6".	
C 41W1662				No.	1	Wrench, Stillson, 10".	

REVISED

NOV 29 1944



ALLOWANCE LIST.

U. S. C. G.

STANDARD BOATS

Part 1Page 4

GROUP NAME

BOATS (30-FT. CRASH BOAT)

Group SB2-6

I T E M	CLASS OR STOCK NO.	SERIAL SYMBOL, OR PART NUMBER	DRAWING OR FINISHED PLAN NUMBER	UNIT OF QUAN- TITY	ALLOW- ANCE	NAME, DESCRIPTION, AND REMARKS	I T E M
						<u>ENGINEERING OUTFIT FOR</u> <u>BOAT (PLATE 20)</u>	
	C 41W2352			No.	1	<u>TOOLS AND EQUIPMENT CONT'D</u>	
	C 41W			Set	1	Wrench, monkey, 10".	
						Wrenches, special.	
						<u>RUNNING LIGHTS</u> <u>(CLASS II)</u>	
	B 17L			No.	1	Light, bow, (white).	
	B 17L			No.	1	Light, stern, (mounted on flagstaff, white).	
	B 17L			No.	1	Light, starboard, (green).	
	B 17L			No.	1	Light, port, (red).	

5

REVISED

NOV 29 1947



ALLOWANCE LIST.

U. S. C. G.

STANDARD BOATS

Part 1

GROUP NAME

BOATS (30-FT. CRASH BOAT)

Page 5

Group 382-6

T I T L E	CLASS OR STOCK NO.	SERIAL SYMBOL, OR PART NUMBER	DRAWING OR FINISHED PLAN NUMBER	UNIT OF QUAN- TITY	ALLOW- ANCE	NAME, DESCRIPTION, AND REMARKS	I T E M
B	10			No.	1	<u>ENGINEERING OUTFIT FOR BOAT (PLATE 20)</u>  ENGINE, I.C.E. (gasoline).  <u>DATA</u>  Maker: Kermath Mfg. Co., Detroit, Mich. Model: Sea Wolf H.P.: 225 R.P.M.: 2400 Reverse Gear: Reduction gear, 1.6:1  <u>SPARE PARTS</u>  <u>ENGINE</u> Bearing, main, front, lower, standard. Bearing, main, front, upper, standard. Bearing, main, center, lower, standard. Bearing, main, center, upper, standard. Bearing, main, rear, lower, standard. Bearing, main, rear, upper, standard. Bearings, main, intermedi- ate, lower, standard. Bearings, main, upper, intermediate, standard. Bearings, connecting rod, lower, standard. Bearings, connecting rod, upper, standard. Bushings, piston pin. Cartridges, Fram, filter. Gaskets, complete. Gaskets, cylinder head. Guides, valve. Locks, valve spring retain- er.	
B	10	G-24-3		No.	1	Bearing, main, front, lower, standard.	
B	10	G-25-3		No.	1	Bearing, main, front, upper, standard.	
B	10	G-26-1		No.	1	Bearing, main, center, lower, standard.	
B	10	G-27-1		No.	1	Bearing, main, center, upper, standard.	
B	10	G-28-2		No.	1	Bearing, main, rear, lower, standard.	
B	10	G-29-2		No.	1	Bearing, main, rear, upper, standard.	
B	10	G-98-1		No.	4	Bearings, main, intermediate, lower, standard.	
B	10	G-99-1		No.	4	Bearings, main, upper, intermediate, standard.	
B	10	9-30-5		Set	1	Bearings, connecting rod, lower, standard.	
B	10	9-31-4		Set	1	Bearings, connecting rod, upper, standard.	
C	10	9-48-68		No.	2	Bushings, piston pin.	
C	10	C-40		No.	6	Cartridges, Fram, filter.	
C	10	RH-FW		Set	1	Gaskets, complete.	
C	10	9-79-2		No.	1	Gaskets, cylinder head.	
C	10	9-16		No.	2	Guides, valve.	
C	10	F-235		Pr.	6	Locks, valve spring retain- er.	

REVISED

NOV 29 1944

ALLOWANCE LIST. U. S. C. G. STANDARD BOATS  
 GROUP NAME BOATS (30-FT. CRASH BOAT)

Part I  
 Page 6  
 Group S82-6

TITLE	CLASS OR STOCK NO.	SERIAL SYMBOL, OR PART NUMBER	DRAWING OR FINISHED PLAN NUMBER	UNIT OF QUANTITY	ALLOWANCE	NAME, DESCRIPTION, AND REMARKS	ITEM
						<u>ENGINEERING OUTFIT FOR BOAT (PLATE 20)</u>	
						<u>ENGINE SPARE PARTS CONT'D</u>	
B 10		9-33-9		No.	1	Piston, standard.	
B 10		4731L		No.	1	Pump, raw water.	
B 10		1521780		No.	1	Pump, fuel.	
C 10		F-234		No.	2	Retainers, valve spring.	
C 10		9-229-2		No.	12	Rings, piston, compression, standard.	
C 10		9-230-2		No.	6	Rings, piston, oil, standard.	
C 10		9-735		No.	6	Rings, piston, grooved, compression, standard.	
C 10		F-81-3		No.	6	Springs, valve.	
C 10		9-263-1		No.	2	Tappets, valve.	
C 10		9-17-1		No.	4	Valves.	
						<u>ELECTRICAL</u>	
C 17		CBG-2012 S		Set	1	Brushes, generator.	
C 17		MH-54		Set	1	Brushes, starter.	
C 17		IGE-1003		No.	1	Cap, distributor.	
B 17		DSM		No.	1	Coil, ignition with resistance unit.	
C 17		IG-2671		No.	1	Condenser assembly, distributor.	
C 17		IGP-3028 BS		Set	2	Points, distributor breaker.	
C 17		IGE-1016		No.	1	Rotor, distributor.	
C 17				Set	2	Spark plugs.	
C 17		RB11F-6XX		No.	2	Springs, starter, Bendix.	
						<u>TOOLS AND EQUIPMENT</u>	
						Listed on page 3, Sterling Petrel engine, this group.	
						<u>RUNNING LIGHTS (CLASS II)</u>	
B 17L				No.	1	Light, bow, combination, (white).	
B 17L				No.	1	Light, stern, (mounted on flagstaff, white).	
B 17L				No.	1	Light, starboard, (green).	
B 17L				No.	1	Light, port, (red).	

REVISED

NOV 29 1944



ALLOWANCE LIST. U.S.C.G. STANDARD BOATS

 Part II  
 Page 1  
 Group S82-6
GROUP NAME BOATS (30-FT. CRASH BOAT)

ITEM	CLASS OR STOCK NO.	UNIT OF QUANTITY	ALLOWANCE	NAME, DESCRIPTION, AND REMARKS	ITEM
				HULL OUTFIT FOR BOAT (PLATE 20):	
C 4F	No.	6		Flares, signal, hand, (red), Type A-10, in a sealed container. #	
C 5F	No.	2		Flags, semaphore, with staffs.	
C 5F	No.	1		Flag, wig-wag, with staff.	
C 5F	No.	1		Flagstaff, bow, for flag, and electric bow light.	
C 5F	No.	1		Flagstaff, stern.	
B 6A	No.	1		Anchor, kedge, galvanized, 60 lb.	
B 11P	No.	1		Pump, bilge, hand, galvanized, with 4' length of canvas hose.	
C 12T	No.	1		Tiller, emergency.	
B 17L	No.	1		Lantern, electric, automatic floating, complete with electric bulb and batteries. (Navy Spec. No. 17L11). *	
B 18B	No.	1		Binnacle, compass.	
B 18C	No.	1		Compass, 5", for above binnacle.	
C 21I	No.	1		Lanyard, 4' long of 1/4" line, for attaching automatic electric lantern to ring-type life buoy. *	
C 21L	No.	1		Line, anchor, 2-1/2" line, 30 fathoms long.	
C 21L	No.	1		Line, heaving, 12 thread line, 20 fathoms long.	
C 21L	No.	2		Lines, mooring, 2-1/4" line, 6 fathoms long.	
B 23B	No.	1		Bell, motor boat.	
B 23B	No.	1		Buoy, life, ring-type, cork, 24" dia.	
C 23F	No.	6		Fenders, side, rope, with lanyards.	
C 23H	No.	2		Hooks, boat, 10 ft.	
C 23H	No.	1		Horn, fog, mouth.	
B 23M	No.	1		Mast, boat, portable, fitted with electric mast-head-light.	
B 23P	No.	6		Preservers, life, jacket-type, kapok.	
B 24B	No.	1		Bag, flag, canvas.	
B 24C	No.	1		Cover, binnacle, canvas.	
B 24C	No.	1		Cover, searchlight, canvas.	
B 24C	Set	1		Covers, cockpit, canvas, 2 parts, complete.	
B 24S	No.	1		Spray hood, canvas, complete with laces, and portable metal frame.	
				# Not furnished with original outfit of boat, shall be requisitioned by the unit to which the boat is assigned, from the nearest naval ammunition depot.	
				* For use with ring-type life buoy.	



ALLOWANCE LIST. U.S.C.G. STANDARD BOATS

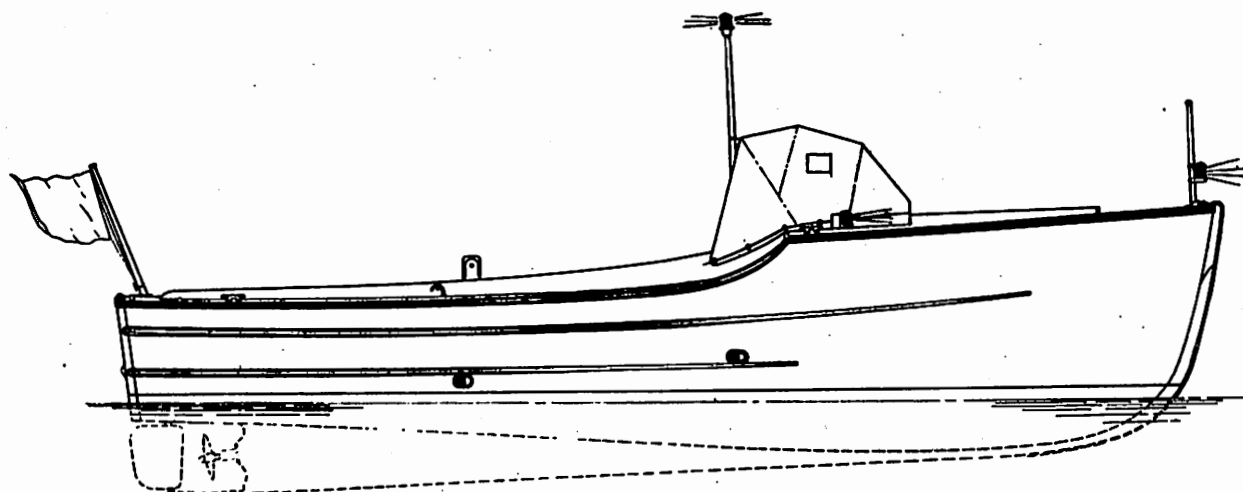
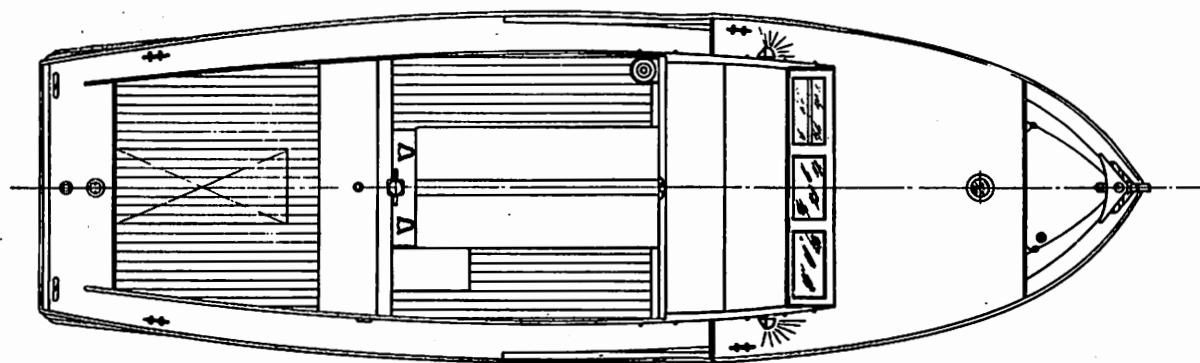
Part II  
Page 2  
Group S82-6GROUP NAME BOATS (30-FT. CRASH BOAT)

TITLE	CLASS OR STOCK NO.	UNIT OF QUANTITY	ALLOWANCE	NAME, DESCRIPTION, AND REMARKS	ITEM
				HULL OUTFIT (CONT'D):	
C	41A	No.	2	Axes, boat, short handle.	
C	42B	No.	2	Buckets, deck, galvanized, with lanyards.	
C	57K	No.	1	Kit, medical.	
B	58E	No.	2	Extinguishers, fire, portable, CO <sub>2</sub> , 4 lb.	

# PARTICULARS

Length over all - - - - 30' - 4"  
 Beam (over fenders) - - - 9' - 9"  
 Draft - - - - - 2' - 6"  
 Weight, with outfit - - - Abt. 9,000 lbs.  
 Speed - - - - - 26 m.p.h.  
 Cruising radius - - - - 135 miles  
 Power (gasoline) - - - - 225 h.p.  
 Capacity, normal load - 18 men  
 Type of planking - - - - Clinker  
 (Draft, speed, cruising radius, based  
 on boat with crew and outfit aboard.)

Boat outfit in accordance with Std.  
 Allowance List for this type of Boat.



0 1 2 3 4 5 6  
 SCALE IN FEET

30-FT. CRASH BOAT

ALLOWANCE LIST.

U. S. C. G.

STANDARD BOATS

Part IPage 1

GROUP NAME

BOATS (30-FT. RESCUE BOAT)

Group S82-6

T I T L E	C L A S S O R S T O C K N O.	S E R I A L S Y M B O L, O R P A R T N U M B E R	D R A W I N G O R F I N I S H E D P L A N N U M B E R	U N I T O F Q U A N T I T Y	A L L O W A N C E	N A M E, D E S C R I P T I O N, A N D R E M A R K S	I T E M
10	B	10		No.	1	<u>ENGINEERING OUTFIT FOR BOAT (PLATE 21)</u> ENGINE, I.C.E. (gasoline).  <u>DATA</u> Maker: Sterling Engine Co., Buffalo, N.Y. Model: Petrel H.P.: 225 R.P.M.: 2400  <u>SPARE PARTS</u>  <u>CARBURETOR GROUP</u> No. 1 Jet, main. No. 1 Jet, cap. No. 1 Jet, idling. No. 1 Needle, main jet adjusting. No. 1 Needle, idling adjustment  <u>CONNECTING ROD GROUP</u> Set 1 Bearings. Set 1 Bushings, wrist pin.  <u>GASKET GROUP</u> Set 1 Gaskets, complete for carburetor. Set 1 Gaskets, complete for fuel pump. No. 1 Gasket, cylinder head to cylinder. Set 1 Gasket, complete for engine.  <u>FUEL PUMP GROUP</u> No. 1 Diaphragm assembly. No. 1 Gasket, sediment bowl. No. 1 Pump, fuel complete. No. 1 Rocker arm. No. 1 Screen, sediment strainer. No. 1 Spring, rocker arm. No. 1 Valve, suction, assembly. No. 1 Valve, pressure, assembly.	
	C	10		No.	1	Jet, main.	
	C	10		No.	1	Jet, cap.	
	C	10		No.	1	Jet, idling.	
	C	10		No.	1	Needle, main jet adjusting.	
	C	10		No.	1	Needle, idling adjustment	
	B	10		Set	1	Bearings.	
	C	10		Set	1	Bushings, wrist pin.	
	C	10		Set	1	Gaskets, complete for carburetor.	
	C	10		Set	1	Gaskets, complete for fuel pump.	
	C	10		No.	1	Gasket, cylinder head to cylinder.	
	C	10		Set	1	Gasket, complete for engine.	
	C	10		No.	1	Diaphragm assembly.	
	C	10		No.	1	Gasket, sediment bowl.	
	B	10		No.	1	Pump, fuel complete.	
	C	10		No.	1	Rocker arm.	
	C	10		No.	1	Screen, sediment strainer.	
	C	10		No.	1	Spring, rocker arm.	
	C	10		No.	1	Valve, suction, assembly.	
	C	10		No.	1	Valve, pressure, assembly.	

REVISED

NOV 29 1944



ALLOWANCE LIST.

U. S. C. G. STANDARD BOATS

Part 1

Page 2

GROUP NAME BOATS (30-FT. RESCUE BOAT)

Group S82-6

TITLE	CLASS OR STOCK NO.	SERIAL SYMBOL, OR PART NUMBER	DRAWING OR FINISHED PLAN NUMBER	UNIT OF QUANTITY	ALLOWANCE	NAME, DESCRIPTION, AND REMARKS	ITEM
						<u>ENGINEERING OUTFIT FOR BOAT (PLATE 21)</u>	
						<u>LUBE OIL GROUP</u>	
C	10			No.	3	Elements, oil filter.	
						<u>PISTON GROUP</u>	
B	10			No.	1	Piston, complete with rings and pin.	
C	10			No.	2	Retainers, piston pin.	
C	10			Set	1	Rings, complete with engine.	
						<u>RAW WATER PUMP GROUP</u>	
C	10			No.	1	Bearing, driven end.	
C	10			No.	2	Bushings, pump.	
C	10			No.	2	Gears, pumping.	
C	10			No.	1	Hose, exhaust manifold outlet.	
C	10			No.	1	Hose, water piping.	
C	10			No.	1	Lockring, pump bearing.	
C	10			No.	12	Packing, pump shaft.	
B	10			No.	1	Pump, complete.	
C	10			No.	2	Seals, oil.	
C	10			No.	1	Shaft, pump driver.	
C	10			No.	1	Shaft, pump driven.	
						<u>FRESH WATER PUMP</u>	
C	10			No.	1	Bearing, driven end.	
C	10			No.	2	Bushings, pump idler shaft.	
C	10			No.	2	Bushings, pump drive shaft.	
C	10			No.	4	Clamps, hose.	
C	10			No.	2	Gears, pumping.	
C	10			No.	1	Hose, fresh water piping.	
C	10			No.	1	Lockring, pump bearing.	
C	10			No.	12	Packing, pump shaft.	
C	10			No.	2	Seals, oil.	
C	10			No.	1	Shaft, pump driver.	
C	10			No.	1	Shaft, pump driven.	
						<u>VALVE GROUP</u>	
C	10			No.	1	Guide, valve stem.	
C	10			No.	2	Seats, inserts.	
C	10			No.	2	Springs, valve.	
C	10			No.	1	Valve, inlet.	
C	10			No.	2	Valves, exhaust.	

REVISED

NOV 29 1944

ALLOWANCE LIST.

U. S. C. G. STANDARD BOATS

Part 1Page 3GROUP NAME BOATS (30-FT. RESCUE BOAT)Group S82-6

	T I T L E	CLASS OR STOCK NO.	SERIAL SYMBOL, OR PART NUMBER	DRAWING OR FINISHED PLAN NUMBER	UNIT OF QUAN- TITY	ALLOW- ANCE	NAME, DESCRIPTION, AND REMARKS	I T E M
							<u>ENGINEERING OUTFIT FOR BOAT (PLATE 21)</u>	
							<u>REVERSE GEAR</u>	
	C	10			No.	2	Packing, tailshaft bearing.	
	C	10			No.	1	Spring, reverse band re- lease.	
							<u>ELECTRICAL GROUP</u>	
	C	17			Set	1	Brushes, generator.	
	C	17			Set	1	Brushes, starting motor.	
	C	17			No.	1	Cap, distributor.	
	C	17			No.	1	Condenser, distributor.	
	C	17			No.	12	Gaskets, spark plug.	
	C	17			Set	1	Points, breaker.	
	C	17			No.	1	Rotor, distributor.	
	C	17			Set	2	Spark plugs.	
	C	17			Set	1	Springs, brushes, starting motor.	
	C	17			Set	1	Springs, brushes, generator.	
	C	17			No.	1	Spring, Bendix drive.	
	C	17			No.	1	Thermostat.	
							<u>TOOLS AND EQUIPMENT</u>	
	B	10			No.	1	Pump, sump, (hand).	
	C	10	6489		No.	1	Crank, hand starting.	
	C	1301535			No.	1	Oiler, steel, 1/2 pint.	
	B	17B			No.	1	Battery, 12 volts.	
	C	17F1345			No.	1	Flashlight, 2-cell.	
		2						
	C	17F			No.	6	Fuses, to fit fuse block.	
	B	17H			No.	1	Horn, electric.	
	C	17L7760			No.	1	Lantern, electric, hand, Type J.	
	C	41F3576			No.	1	Funnel, with strainer, 1 quart.	
	C	41H523			No.	1	Hammer, machinists', 1 lb.	
	C	41M903			No.	1	Measure, 1 quart.	
	C	41P974			No.	1	Pliers, 6", side-cutting, flat nose.	
12	C	41S1104			No.	1	Screwdriver, 6".	
	C	41W1662			No.	1	Wrench, stillson, 10".	
	C	41W2352			No.	1	Wrench, monkey, 10".	
	C	41W			Set	1	Wrenches, special.	

REVISED

NOV 29 1944



ALLOWANCE LIST.

U. S. C. G. STANDARD BOATS

Part I

Page 4

Group 882-6

GROUP NAME BOATS (30-FT. RESCUE BOAT)

T I T L E	CLASS OR STOCK NO.	SERIAL SYMBOL, OR PART NUMBER	DRAWING OR FINISHED PLAN NUMBER	UNIT OF QUAN- TITY	ALLOW- ANCE	NAME, DESCRIPTION, AND REMARKS	I T E M
B	17L			No.	1	<u>ENGINEERING OUTFIT FOR</u> <u>BOAT (PLATE 21)</u>	
B	17L			No.	1	<u>RUNNING LIGHTS</u> Light, bow, combination. Light, stern, (mounted on flagstaff).	

13

REVISED

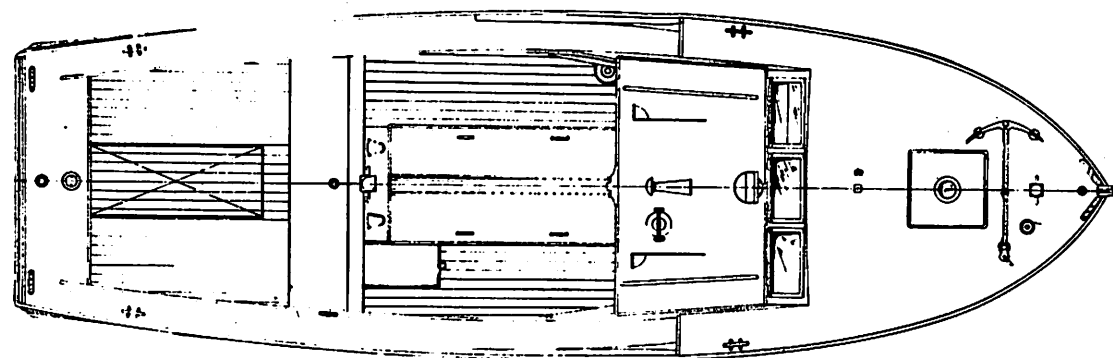
NOV 29 1944



ALLOWANCE LIST. U.S.C.G. STANDARD BOATS

Part II  
Page 1  
Group S82-6GROUP NAME BOATS (30-FT. RESCUE BOAT)

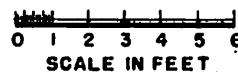
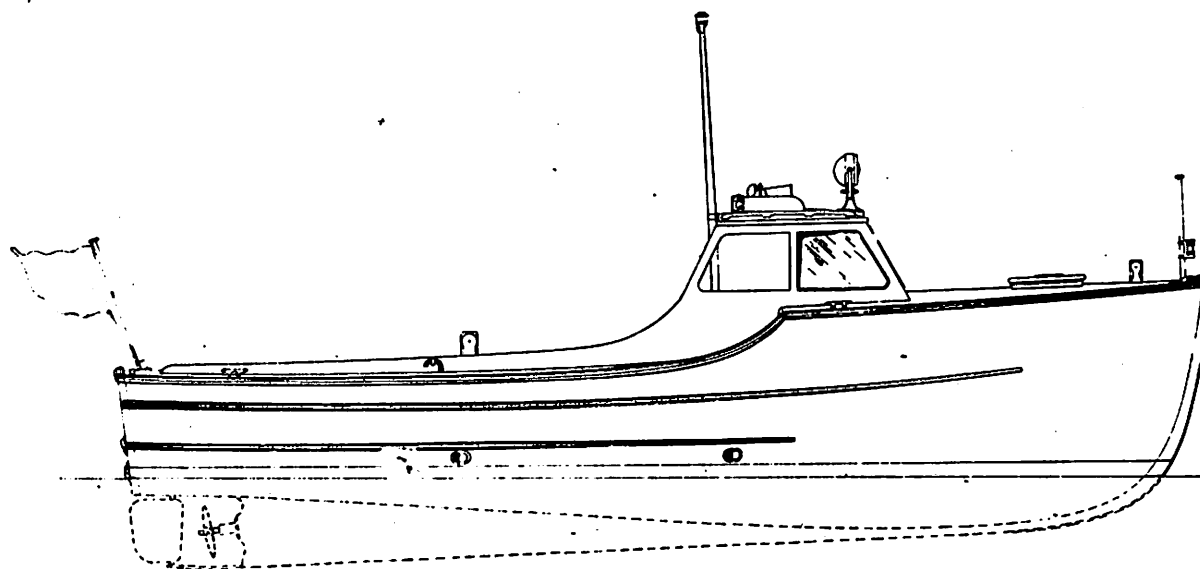
	TITLE	CLASS OR STOCK NO.	UNIT OF QUANTITY	ALLOWANCE	NAME, DESCRIPTION, AND REMARKS	ITEM
					HULL OUTFIT FOR BOAT (PLATE 21):	
	C	4F	No.	6	Flares, signal, hand, (red), Type A-10, in a sealed container.#	
	C	5F	No.	2	Flags, semaphore, with staffs.	
	C	5F	No.	1	Flag, wig-wag, with staff.	
	C	5F	No.	1	Flagstaff, bow, for flag, and electric bow light.	
	C	5F	No.	1	Flagstaff, stern.	
	B	6A	No.	1	Anchor, kedge, galvanized, 60 lb.	
	B	11P	No.	1	Pump, bilge, hand, galvanized, with 4' length of canvas hose.	
	C	12T	No.	1	Tiller, emergency.	
	B	17L	No.	1	Lantern, electric, automatic floating, complete with electric bulb and batteries. (Navy Spec. No. 17L11).*	
	B	18B	No.	✓ 1	Binnacle, compass.	
	B	18C	No.	✓ 1	Compass, 5", for above binnacle.	
	C	21L	No.	1	Lanyard, 4' long of 1/4" line, for attaching automatic electric lantern to ring-type life buoy.*	
	C	21L	No.	1	Line, anchor, 2-1/2" line, 30 fathoms long.	
	C	21L	No.	1	Line, heaving, 12 thread line, 20 fathoms long.	
	C	21L	No.	2	Lines, mooring, 2-1/4" line, 6 fathoms long.	
	B	23B	No.	1	Bell, motor boat.	
	B	23B	No.	1	Buoy, life, ring-type, 24" dia.	
	C	23F	No.	6	Fenders, side, rope, with lanyards.	
	C	23H	No.	2	Hooks, boat, 10 ft.	
	C	23H	No.	1	Horn, fog, mouth.	
	B	23P	No.	6	Preservers, life, jacket-type, kapok.	
	B	24B	No.	1	Bag, flag, canvas.	
	B	24C	No.	1	Cover, binnacle, canvas.	
	B	24C	Set	1	Covers, cockpit, canvas, 2 parts, complete.	
	B	24C	No.	1	Cover, searchlight, canvas.	
	C	41A	No.	2	Axes, boat, short handle.	
	C	42B	No.	2	Buckets, deck, galvanized, with lanyards.	
	C	57K	No.	1	Kit, medical.	
	B	58E	No.	2	Extinguishers, fire, portable, CO <sub>2</sub> , 4 lb.	
					# Not furnished with original outfit of boat, shall be requisitioned by the unit to which the boat is assigned, from the nearest naval ammunition depot.	
					* For use with ring-type life buoy.	



#### PARTICULARS

Length over all- - - - 30' - 4"  
 Beam (over fenders)- - - 9' - 9"  
 Draft- - - - - 2' - 6"  
 Weight, with outfit- - - 15t. 9125 lbs.  
 Speed- - - - - 26 m.p.h.  
 Cruising radius- - - - 135 miles  
 Power (gasoline)- - - - 225 h.p.  
 Capacity, normal load- - 18 men  
 Type of planking - - - - Clinker  
 (Draft, speed, cruising radius, based  
 on boat with crew and outfit aboard.)

Boat outfit in accordance with Std.  
 Allowance List for this type of Boat.



ALLOWANCE LIST.

U. S. C. G. STANDARD BOATS

Part I

Page 1

GROUP NAME BOATS (36-FT., 8 IN. MOTOR LIFEBOAT)

Group S82-9

	T I T L E	C L A S S O R S T O C K N O.	S E R I A L S Y M B O L, O R P A R T N U M B E R	D R A W I N G O R F I N I S H E D P L A N N U M B E R	U N I T O F Q U A N T I T Y	A L L O W A N C E	N A M E, D E S C R I P T I O N, A N D R E M A R K S	I T E M
	B	10			No.	1	<u>ENGINEERING OUTFIT FOR BOAT (PLATE 22)</u> ENGINE, I.C.E. (gasoline)  <u>DATA</u> Maker: Sterling Engine Co., Buffalo, N.Y. Model: Petrel H.P.: 90 R.P.M.: 1000 Reverse Gear: Direct  <u>SPARE PARTS</u>  <u>CARBURETOR GROUP</u> Jet, main. Jet, cap. Jet, idling. Needle, main jet adjusting. Needle, idling adjustment.  <u>CONNECTING ROD GROUP</u> Bearings. Bushings, wrist pin.  <u>GASKET GROUP</u> Gaskets, complete for carburetor. Gaskets, complete for fuel pump. Gasket, cylinder head to cylinder. Gasket, complete for engine.  <u>FUEL PUMP GROUP</u> Diaphragm assembly. Gasket, sediment bowl. Pump, fuel complete. Rocker arm. Screen, sediment strainer. Spring, rocker arm. Valve, suction, assembly. Valve, pressure, assembly.	
	C	10			No.	1	Jet, main.	
	C	10			No.	1	Jet, cap.	
	C	10			No.	1	Jet, idling.	
	C	10			No.	1	Needle, main jet adjusting.	
	C	10			No.	1	Needle, idling adjustment.	
	B	10			Set	1	Bearings.	
	C	10			Set	1	Bushings, wrist pin.	
	C	10			Set	1	Gaskets, complete for carburetor.	
	C	10			Set	1	Gaskets, complete for fuel pump.	
	C	10			No.	1	Gasket, cylinder head to cylinder.	
	C	10			Set	1	Gasket, complete for engine.	
	C	10			No.	1	Diaphragm assembly.	
	C	10			No.	1	Gasket, sediment bowl.	
	B	10			No.	1	Pump, fuel complete.	
	C	10			No.	1	Rocker arm.	
	C	10			No.	1	Screen, sediment strainer.	
	C	10			No.	1	Spring, rocker arm.	
	C	10			No.	1	Valve, suction, assembly.	
	C	10			No.	1	Valve, pressure, assembly.	

REVISED

NOV 29 1944



ALLOWANCE LIST. U. S. C. G. STANDARD BOATS

Part I  
Page 2  
Group 582-9

GROUP NAME BOATS (36-FT., 8 IN. MOTOR LIFEBOAT)

ITEM	T I T L E	CLASS OR STOCK NO.	SERIAL SYMBOL, OR PART NUMBER	DRAWING OR FINISHED PLAN NUMBER	UNIT-OF QUAN- TITY	ALLOW- ANCE	NAME, DESCRIPTION, AND REMARKS	ITEM
							<u>ENGINEERING OUTFIT FOR BOAT (PLATE 22)</u>	
	C	10			No.	3	<u>LUBE OIL GROUP</u> Elements, oil filter.	
	B	10			No.	1	<u>PISTON GROUP</u> Piston, complete with rings and pin.	
	C	10			No.	2	Retainers, piston pin.	
	C	10			Set	1	Rings, complete with engine.	
							<u>RAW WATER PUMP GROUP</u>	
	C	10			No.	1	Bearing, driven end.	
	C	10			No.	2	Bushings, pump.	
	C	10			No.	2	Gears, pumping.	
	C	10			No.	1	Hose, exhaust manifold out- let.	
	C	10			No.	1	Hose, water piping.	
	C	10			No.	1	Lockring, pump bearing.	
	C	10			No.	12	Packing, pump shaft.	
	B	10			No.	1	Pump, complete.	
	C	10			No.	2	Seals, oil.	
	C	10			No.	1	Shaft, pump driver.	
	C	10			No.	1	Shaft, pump driven.	
							<u>FRESH WATER PUMP</u>	
	C	10			No.	1	Bearing, driven end.	
	C	10			No.	2	Bushings, pump idler shaft.	
	C	10			No.	2	Bushings, pump drive shaft.	
	C	10			No.	4	Clamps, hose.	
	C	10			No.	2	Gears, pumping.	
	C	10			No.	1	Hose, fresh water piping.	
	C	10			No.	1	Lockring, pump bearing.	
	C	10			No.	12	Packing, pump shaft.	
	C	10			No.	2	Seals, oil.	
	C	10			No.	1	Shaft, pump driver.	
	C	10			No.	1	Shaft, pump driven.	
							<u>VALVE GROUP</u>	
	C	10			No.	1	Guide, valve stem.	
	C	10			No.	2	Seats, inserts.	
	C	10			No.	2	Springs, valve.	
	C	10			No.	1	Valve, inlet.	
	C	10			No.	2	Valves, exhaust.	

REVISED

NOV 29 1944

ALLOWANCE LIST.

U. S. C. G.

## STANDARD BOATS

Part IPage 3

GROUP NAME

BOATS (36-FT., 8 IN. MOTOR LIFEBOAT)

Group S82-9

TITLE	CLASS OR STOCK NO.	SERIAL SYMBOL, OR PART NUMBER	DRAWING OR FINISHED PLAN NUMBER	UNIT OF QUANTITY	ALLOWANCE	NAME, DESCRIPTION, AND REMARKS	ITEM
						<u>ENGINEERING OUTFIT FOR BOAT (PLATE 22)</u>	
						<u>REVERSE GEAR</u>	
	C 10			No.	2	Packing, tailshaft bearing.	
	C 10			No.	1	Spring, reverse band release.	
						<u>ELECTRICAL GROUP</u>	
	C 17			Set	1	Brushes, generator.	
	C 17			Set	1	Brushes, starting motor.	
	C 17			No.	1	Cap, distributor.	
	C 17			No.	1	Condenser, distributor.	
	C 17			No.	12	Gaskets, spark plug.	
	C 17			Set	1	Points, contact.	
	C 17			No.	1	Rotor, distributor.	
	C 17			Set	2	Spark plugs.	
	C 17			Set	1	Springs, brushes, starting motor.	
	C 17			Set	1	Springs, brushes, generator.	
	C 17			No.	1	Spring, Bendix drive.	
	C 17			No.	1	Thermostat.	
						<u>TOOLS AND EQUIPMENT</u>	
						<u>EQUIPMENT</u>	
	C 10			No.	1	Pump, sump.	
	C 10			No.	1	Bar, hand starting.	
	C 1301535			No.	1	Oiler, steel, 1/2 pint.	
	B 17B			No.	1	Battery, 12 volts, for starting.	
	B 17B			No.	1	Battery, 12 volts, for lighting and radio.	
	C 17B7210			No.	10	Batteries, dry, for flashlight (5 for spares).	
	C 17F134-35			No.	1	Flashlight, 5-cell (for signaling).	
	C 17F			No.	12	Fuses, 20 amps., glass, automobile standard, 1/4" x 1-1/4" (spares).	
	B 17H			No.	1	Horn, electric, 12 volts.	
	C 17L			No.	12	Lamps, (bulbs), 12-16 volts 3 C.P., "Ediswan" base, (spares).	
	C 17L6360			No.	2	Lamps, flashlight, 5-cell, (spares), 6.2 volts, .30 amps., G4-1/2 bulb.	

17

REVISED

NOV 29 1944



ALLOWANCE LIST.

U. S. C. G. STANDARD BOATS

Part 1

Page 4

GROUP NAME BOATS (36-FT. 8 IN. MOTOR LIFEBOAT)

Group SB2-9

TITLE	CLASS OR STOCK NO.	SERIAL SYMBOL, OR PART NUMBER	DRAWING OR FINISHED PLAN NUMBER	UNIT OF QUANTITY	ALLOWANCE	NAME, DESCRIPTION, AND REMARKS	ITEM
						<u>ENGINEERING OUTFIT FOR BOAT (PLATE 22)</u>	
						<u>EQUIPMENT CONT'D</u>	
C	17L			No.	3	Lamps, searchlight, 12 volts 6 amps, Type G16-1/2, clear, C-6 filament.	
C	17L7760			No.	1	Lantern, electric, hand, Type J.	
C	17L			No.	2	Lights, trouble, portable.	
C	17			No.	1	Searchlight, electric, 12 volts.	
						<u>TOOLS</u>	
C	41F3576			No.	1	Funnel, with strainer, 1 qt.	
C	41G			No.	1	Gun, grease, "Alemite" No. C-600 or equal.	
C	41H523			No.	1	Hammer, machinists', 1 lb.	
C	41M903			No.	1	Measure, 1 qt.	
C	41P1974			No.	1	Pliers, 6" flat nose, side-cutting.	
C	41S1104			No.	1	Screwdriver, 6".	
C	41W1662			No.	1	Wrench, Stillson, 10".	
C	41W2352			No.	1	Wrench, monkey, 10".	
C	41W			Set	1	Wrenches, special.	
						<u>RUNNING LIGHTS (CLASS 2)</u>	
B	17L			No.	1	Light, bow.	
B	17L			No.	1	Light, stern, portable.	
B	17L			No.	1	Light, starboard (green).	
B	17L			No.	1	Light, port (red).	

18

REVISED

NOV 29 1944



ALLOWANCE LIST. U.S.C.G. STANDARD BOATS

Part II  
Page 1  
Group S82-9

GROUP NAME BOATS (36-FT. 8 IN. MOTOR LIFEBOAT)

	TITLE	CLASS OR STOCK NO.	UNIT OF QUANTITY	ALLOWANCE	NAME, DESCRIPTION, AND REMARKS	ITEM
					HULL OUTFIT FOR BOAT (PLATE 22):	
	B	2M	No.	1	Machine, rewinding, for rewinding line used with line-throwing rifle.	
	B	2R	No.	1	Rifle, line-throwing, .30 caliber, complete with outfit.	
	C	4F	No.	6	Flares, signal, hand, (red), Type A-10, in a sealed container. #	
	B	5F	No.	1	Flag, National Ensign, No. 11.	
	B	5F	No.	1	Flag, Coast Guard Ensign, No. 4.	
	C	5F	No.	2	Flags, semaphore, with staffs.	
	C	5F	No.	1	Flag, wig-wag, with staff.	
	C	5F	No.	1	Flagstaff, stern, with hook for electric stern-light.	
	B	5P	No.	1	Pennant, Coast Guard, No. 7.	
	B	6A	No.	1	Anchor, boat, folding, galvanized, 55 lb.	
	B	6A	No.	1	Anchor, kedge, galvanized, 100 lb.	
	B	6A	No.	1	Anchor, sea (drogue), canvas, large size, complete.	
	B	6A	No.	1	Anchor, sea (drogue), Hawthorne-Type, complete.	
	C	6G	No.	1	Grapnel, hand, folding, galvanized, 10 lb., with 15 fathoms of 1-1/2" line.	
	C	12T	No.	1	Tiller, emergency, galvanized.	
	C	14O	Gal.	1	Oil, storm, one (1) gallon, in can.	
	B	17L	No.	1	Lantern, electric, automatic floating, complete with electric bulb and batteries. (Navy Spec. No. 17L11). *	
	B	18B	No.	1	Binocular, with case.	
	B	18C	No.	1	Compass, and binnacle.	
	C	18D	No.	1	Dividers, Navigators'.	
	C	18R	No.	1	Ruler, parallel.	
	B	18S	No.	1	Scale, spring, 200 lb. capacity, for weighing CO <sub>2</sub> cylinders.	
	C	18T	No.	1	Tube, chart, metal, 6" dia. x 3' long.	
	C	21L	No.	1	Lanyard, 4' long of 1/4" line, for attaching automatic electric lantern to ring-type life buoy. *	
					# Not furnished with original outfit of boat, shall be requisitioned by the unit to which the boat is assigned, from the nearest naval ammunition depot.	
					* For use with ring-type life buoy.	

## ALLOWANCE LIST. U.S.C.G. STANDARD BOATS

Part II  
Page 2  
Group S82-9

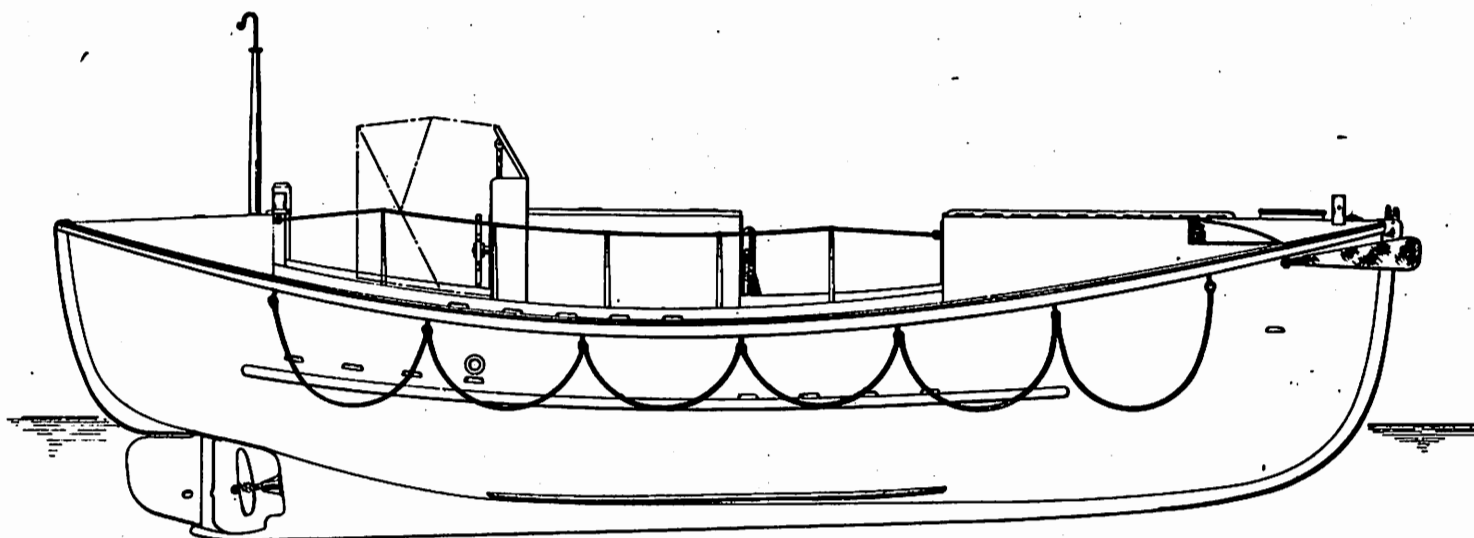
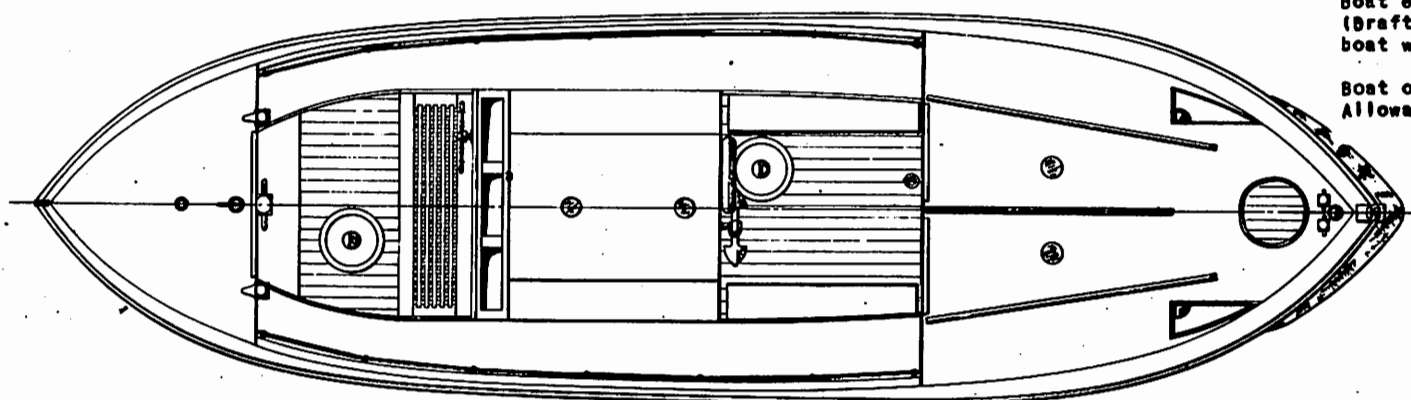
GROUP NAME BOATS (36-FT. 8 IN. MOTOR LIFEBOAT)

CLASS OR STOCK NO.	UNIT OF QUANTITY	ALLOWANCE	NAME, DESCRIPTION, AND REMARKS	ITEM
			<b>HULL OUTFIT (CONT'D):</b>	
C 21L	No.	2	Life-lines, 21 thread manila.	
C 21L	No.	1	Line, anchor, 3" manila, 80 fathoms long.	
C 21L	No.	1	Line, anchor, 2-1/2" manila, 25 fathoms long.	
C 21L	No.	1	Line, heaving, 1-1/8" circum.	
C 21L	No.	2	Lines, mooring, 2-3/4" line, 8 fathoms long.	
C 21L	No.	1	Line, towing, manila, size and length to suit. **	
B 23B	No.	1	Bell, motor boat, 8" dia.	
B 23B	No.	1	Breaker, water, 3 gal.	
B 23B	No.	1	Buoy, life, ring-type, 24" dia.	
C 23F	No.	4	Fenders, side, rope, about 6" dia. x 22" long, with lanyards.	
B 23F	No.	1	Fender, bow, rope, (fitted on stem).	
C 23H	No.	2	Hooks, boat, 10 ft.	
C 23H	No.	1	Horn, fog, mouth.	
C 23L	No.	1	Lead, hand, 9 lb., with 20 fathoms of 1/4" cotton sash cord.	
B 23P	No.	16	Preservers, life, jacket-type, kapok.	
B 24B	No.	1	Bag, flag, canvas.	
B 24B	No.	1	Bag, scale, canvas.	
C 24B	No.	1	Belt, safety, canvas, for wheelsman.	
B 24C	No.	1	Cover, binnacle, canvas.	
B 24C	No.	1	Cover, forward cockpit, canvas.	
B 24C	No.	1	Cover, searchlight, canvas.	
B 24S	No.	1	Spray hood, canvas, complete with laces, and portable metal frame.	
C 37M	No.	1	Megaphone, hand, 18".	
C 41A	No.	1	Axe, boat, long handle, 3-3/4 lb.	
C 41A	No.	1	Axe, boat, short handle, 2-1/2 lb.	
C 41W	No.	1	Wrench, boat, standard, for drain plugs.	
C 42B	No.	1	Bucket, deck, galvanized, with lanyard.	
C 57K	No.	1	Kit, medical.	
B 58E	No.	2	Extinguishers, fire, portable, CO <sub>2</sub> , 4 lb.	
			<b>**Not furnished with original outfit of boat, should be requisitioned if required by the unit to which the boat is assigned.</b>	

# PARTICULARS

Length over all- - - - 36' - 10"  
 Beam (over fenders)- - - 10' - 10"  
 Draft- - - - - 3' - 4"  
 Weight, with outfit- - - Abt. 22,500 lbs.  
 Speed- - - - - 9 m.p.h.  
 Cruising radius- - - - 170 miles.  
 Power (gasoline)- - - - 90 h.p.  
 Capacity, normal load- - 30 men  
 Type of planking - - - - Carvel  
 Boat equipped with auxiliary battery charger,  
 (Draft, speed, cruising radius, based on  
 boat with crew and outfit aboard.)

Boat outfit in accordance with Std.  
 Allowance List for this type of Boat.



0 1 2 3 4 5  
 SCALE IN FEET



ALLOWANCE LIST. U. S. C. G. STANDARD BOATS

Part I  
Page 1  
Group S82-6

GROUP NAME BOATS (38-FT. CABIN PICKET BOAT)

T I T L E	CLASS OR STOCK NO.	SERIAL SYMBOL, OR PART NUMBER	DRAWING OR FINISHED PLAN NUMBER	UNIT OF QUAN- TITY	ALLOW- ANCE	NAME, DESCRIPTION, AND REMARKS	I T E M
						<u>ENGINEERING OUTFIT FOR BOAT (PLATE 23)</u>	
B 10				No.	1	ENGINE, I.C.E. (gasoline).	
						<u>DATA</u>	
						Maker: Sterling Engine Co., Buffalo, N.Y.	
						Model: "Dolphin"	
						H.P.: 300	
						R.P.M.: 2000	
						<u>SPARE PARTS</u>	
						<u>ENGINE</u>	
B 10				Set	1	Bearings, main, complete.	
B 10				Set	1	Bearings, connecting rod, complete.	
C 10				Set	1	Gaskets, complete.	
C 10				No.	2	Guides, valve.	
B 10				No.	1	Piston, complete, with rings and pin.	
B 10				No.	1	Pump, fuel.	
B 10				No.	1	Pump, raw water.	
C 10				No.	1	Seat, valve spring.	
C 10				No.	1	Spring, oil relief valve.	
C 10				No.	2	Springs, valve, inner.	
C 10				No.	2	Springs, valve, outer.	
C 10				No.	2	Valves, inlet.	
C 10				No.	2	Valves, exhaust.	
C 10				Pr.	2	Washers, split, valve spring seat.	
						<u>ELECTRICAL</u>	
C 17				Set	1	Brushes, generator.	
C 17				Set	1	Brushes, starting motor.	
C 17				No.	1	Cap, distributor.	
B 17				No.	1	Coil, ignition.	
C 17				No.	1	Condenser, distributor.	
C 17				Set	1	Points, breaker, distributor.	
C 17				No.	1	Rotor, distributor.	
C 17				Set	1	Spark plugs with washers.	
C 17				No.	1	Spring, Bendix Drive.	

21

REVISED

NOV 29 1944

ALLOWANCE LIST.

U. S. C. G. STANDARD BOATS

Part I

Page 2

GROUP NAME BOATS (38-FT. CABIN PICKET BOAT)

Group SB2-6

T I T L E	CLASS OR STOCK NO.	SERIAL SYMBOL, OR PART NUMBER	DRAWING OR FINISHED PLAN NUMBER	UNIT OF QUAN- TITY	ALLOW- ANCE	NAME, DESCRIPTION, AND REMARKS	I T E M
						<u>ENGINEERING OUTFIT FOR BOAT (PLATE 23)</u>	
B 17				No.	1	FAN, exhaust, engine room and bilge, "Willis", I.L.G. or equal.  Capacity: 200 C.F.M.	
B 17				No.	1	GENERATOR, gasoline engine driven, "Eicor" or equal.	
B 60				No.	1	Propeller, spare.	
						<u>TOOLS AND EQUIPMENT</u>	
C 11				No.	1	Pump, sump, hand.	
C 1301535				No.	2	Oilers, steel, 1/2 pint.	
C 17B				No.	6	Batteries for flashlight, (Spares).	
B 17B				No.	1	Battery, starting, 12 volts 140 amp hrs.	
B 17B				No.	1	Battery, radio and lighting 12 volts, 140 amp hrs.	
C 17F				No.	12	Fuses, 20 amps, (Spares).	
C 17F				No.	1	Flashlight, 3 cell.	
B 17H				No.	1	Horn, electric, 12 volts.	
C 17L				No.	2	Lanterns, electric, hand.	
C 17L				No.	2	Lamps, for flashlight, (Spares).	
C 17L				No.	2	Lamps, for each ceiling fixture, (Spares).	
C 17L				No.	2	Lights, trouble, with 12' of water-proof cable.	
B 17				No.	1	Searchlight, Portable Light Co., "One-Mile-Ray", Style N, 12 volts.	
C 41C113				No.	1	Caliper, 6", outside, firm joint.	
C 41C1062				No.	1	Chisel, cape, 3/8" octagon- al steel.	
C 41F872				No.	1	File, 8", flat, second cut.	
C 41F875				No.	1	File, 12", flat, second cut.	
C 41F941				No.	1	File, 8", half round, second cut.	
C 41F1317				No.	1	File, 8", round, second cut.	

22

REVISED

NOV 29 1944



## ALLOWANCE LIST. U. S. C. G. STANDARD BOATS

Part I  
Page 3  
Group SB2-6

GROUP NAME BOATS (38-FT. CABIN PICKET BOAT)

TITLE	CLASS OR STOCK NO.	SERIAL SYMBOL, OR PART NUMBER	DRAWING OR FINISHED PLAN NUMBER	UNIT OF QUANTITY	ALLOWANCE	NAME, DESCRIPTION, AND REMARKS	ITEM
						<u>ENGINEERING OUTFIT FOR BOAT (PLATE 23)</u>	
						<u>TOOLS AND EQUIPMENT CONT'D</u>	
	C	41F1376		No.	1	File, 8" square.	
	C	41F3576		No.	1	Funnel, with strainer, copper, 1 qt.	
	C	41F3578		No.	1	Funnel, with strainer, copper, 2 qt.	
	C	41		No.	1	Gun, grease, for Alemite fittings.	
	C	41H523		No.	1	Hammer, machinists', 1 lb.	
	C	41M903		No.	1	Measure, steel, 1 qt.	
	C	41P3185		No.	1	Punch, center, 3/8" octagonal steel.	
	C	41P		No.	1	Pliers, 8", double fulcrum.	
	C	41P1974		No.	1	Pliers, 8", flat nose, side cutting.	
	C	41S		No.	2	Screwdrivers, machinists', one 8", one 10".	
	C	41W		Set	1	Wrenches, solid, drop forged, semi-finished, 1/4" to 1", S.A.E.	
	C	41W2352		No.	2	Wrenches, monkey, one 8", one 12".	
	C	41W1661		No.	1	Wrench, stillson, 8".	
	C	41W1663		No.	1	Wrench, stillson, 14".	
	C	41R		No.	1	Rule, 2', folding.	
	C	41W		Set	1	Wrenches, special.	
						<u>MISCELLANEOUS GEAR</u>	
	C	14G		Lb.	5	Grease, Alemite or equal.	
	C	17T805		Lb.	1	Tape, friction.	
	B	18		No.	1	Testing outfit for storage batteries.	
	C	27C		Lb.	25	Cloth, wiping.	
	C	33H		Ft.	15	Hose, gasoline, 3/4".	
	C	33P2032		Lb.	3	Packing, 1/32" sheet.	
	C	33P2261		Lb.	3	Packing, 1/16" rubber sheet.	
	C	42C20370		Doz.	1	Cloth, aluminum oxide, 4/0.	
	C	42C20375		Doz.	1	Cloth, aluminum oxide, 5/0.	
	C	42P		Box	1	Split pins, assorted sizes.	
	C	51C1635		Lb.	1	Grinding compound, coarse.	
23	C	51C1645		Lb.	1	Grinding compound, fine.	
	C	51L1980		Lb.	6	Lye, concentrated, (in 1 lb. cans).	
	C	51P		Lb.	6	Paste, polishing.	

REVISED

NOV 29 1944



ALLOWANCE LIST. U. S. C. G. STANDARD BOATS

Part I  
Page 4  
Group S82-6GROUP NAME BOATS (38-FT. CABIN PICKET BOAT)

	T I T L E	CLASS OR STOCK NO.	SERIAL SYMBOL, OR PART NUMBER	DRAWING OR FINISHED PLAN NUMBER	UNIT OF QUAN- TITY	ALLOW- ANCE	NAME, DESCRIPTION, AND REMARKS	I T E M
							<u>ENGINEERING OUTFIT FOR BOAT (PLATE 23)</u>	
	C	51P1120			Qt. 3		<u>MISCELLANEOUS GEAR CONT'D</u>	
	C	51S			Lb. 10		Polish, metal, liquid. Sal soda.	
							<u>RUNNING LIGHTS (CLASS 2)</u>	
	B	17L			No. 1		Light, bow, white.	
	B	17L			No. 1		Light, masthead, white.	
	B	17L			No. 1		Light, starboard, green.	
	B	17L			No. 1		Light, port, red.	

ALLOWANCE LIST.

U. S. C. G. STANDARD BOATS

Part I

GROUP NAME

BOATS (38-FT. CABIN PICKET BOAT)

Page 5Group S82-6

	T I T L E	CLASS OR STOCK NO.	SERIAL SYMBOL, OR PART NUMBER	DRAWING OR FINISHED PLAN NUMBER	UNIT OF QUAN- TITY	ALLOW- ANCE	NAME, DESCRIPTION, AND REMARKS	I T E M
	B	10					<u>ENGINEERING OUTFIT FOR</u> <u>BOAT (PLATE 23)</u>  ENGINE, I.C.E. (gasoline).  <u>DATA</u>  Maker: Hall-Scott Co., Berkeley, Calif. Model: Invader H.P.: 250 R.P.M.: 2100  <u>SPARE PARTS</u>  <u>ENGINE</u> Set 1 Bearings, main, standard. Set 1 Bearings, connecting rod. No. 1 Connecting rod, complete. No. 1 Cup, valve spring. Set 1 Gaskets, complete. No. 1 Pin, piston. No. 1 Piston assembly. No. 1 Pump, raw water. No. 1 Pump, fuel, complete. No. 1 Pump, lube oil, complete. No. 2 Retainers, valve spring. Set 1 Rings, piston. No. 4 Springs, valve, inner and outer. No. 1 Spring, oil pressure relief valve. No. 2 Valves, intake. No. 4 Valves, exhaust.  <u>ELECTRICAL</u> Set 1 Brushes, generator. Set 1 Brushes, starting motor. No. 1 Cap, distributor. No. 1 Coil, ignition. No. 2 Condensers, ignition. Set 2 Points, ignition. Set 2 Spark plugs with gaskets. No. 2 Springs, Bendix drive.	
25	B	10			Set	1	Bearings, main, standard.	
	B	10			Set	1	Bearings, connecting rod.	
	B	10			No.	1	Connecting rod, complete.	
	C	10			No.	1	Cup, valve spring.	
	C	10			Set	1	Gaskets, complete.	
	C	10			No.	1	Pin, piston.	
	B	10			No.	1	Piston assembly.	
	B	10			No.	1	Pump, raw water.	
	B	10			No.	1	Pump, fuel, complete.	
	B	10			No.	1	Pump, lube oil, complete.	
	C	10			No.	2	Retainers, valve spring.	
	C	10			Set	1	Rings, piston.	
	C	10			No.	4	Springs, valve, inner and outer.	
	C	10			No.	1	Spring, oil pressure relief valve.	
	C	10			No.	2	Valves, intake.	
	C	10			No.	4	Valves, exhaust.	
	C	17			Set	1	Brushes, generator.	
	C	17			Set	1	Brushes, starting motor.	
	C	17			No.	1	Cap, distributor.	
	B	17			No.	1	Coil, ignition.	
	C	17			No.	2	Condensers, ignition.	
	C	17			Set	2	Points, ignition.	
	C	17			Set	2	Spark plugs with gaskets.	
	C	17			No.	2	Springs, Bendix drive.	

REVISED.

NOV 29 1944



ALLOWANCE LIST.

U. S. C. G. STANDARD BOATSPart IPage 6

GROUP NAME

BOATS (38-FT. CABIN PICKET BOAT)Group S82-6

T I T L E	CLASS OR STOCK NO.	SERIAL SYMBOL, OR PART NUMBER	DRAWING OR FINISHED PLAN NUMBER	UNIT OF QUAN- TITY	ALLOW- ANCE	NAME, DESCRIPTION, AND REMARKS	I T E M
						<u>ENGINEERING OUTFIT FOR</u> <u>BOAT (PLATE 23)</u>  <u>TOOLS AND EQUIPMENT</u> Listed on pages 2 & 3, Dolphin Model GRSP-6 engine, this group.	



ALLOWANCE LIST.

U. S. C. G. STANDARD BOATSPart IPage 7GROUP NAME BOATS (38-FT. CABIN PICKET BOAT)Group S82-6

	T I T L E	CLASS OR STOCK NO.	SERIAL SYMBOL, OR PART NUMBER	DRAWING OR FINISHED PLAN NUMBER	UNIT OF QUAN- TITY	ALLOW- ANCE	NAME, DESCRIPTION, AND REMARKS	I T E M
							<u>ENGINEERING OUTFIT FOR</u> <u>BOAT (PLATE 23)</u>	
	B	10			No.	1	ENGINE, I.C.E. (gasoline).	
							<u>DATA</u>	
							Maker: Kermath Mfg. Co., Detroit, Mich.	
							Model: Sea Wolf	
							H.P.: 225	
							R.P.M.: 2400	
							Reverse Gear: Reduction gear, 1.6:	
							1	
							<u>SPARE PARTS</u>	
							<u>ENGINE</u>	
	B	10	G-24-3		No.	1	Bearing, main, front, lower, standard.	
	B	10	G-25-3		No.	1	Bearing, main, front, upper, standard.	
	B	10	G-26-1		No.	1	Bearing, main, center, lower, standard.	
	B	10	G-27-1		No.	1	Bearing, main, center, upper, standard.	
	B	10	G-28-2		No.	1	Bearing, main, rear, lower, standard.	
	B	10	G-29-2		No.	1	Bearing, main, rear, upper, standard.	
	B	10	G-98-1		No.	4	Bearings, main, intermediate, lower, standard.	
	B	10	G-99-1		No.	4	Bearings, main, upper, inter- mediate, standard.	
	B	10	9-30-5		Set	1	Bearings, connecting rod, lower, standard.	
	B	10	9-31-4		Set	1	Bearings, connecting rod, upper, standard.	
	C	10	9-48-68		No.	2	Bushings, piston pin.	
	C	10	C-40		No.	6	Cartridges, Fram, filter.	
	C	10	RH-FW		Set	1	Gaskets, complete.	
	C	10	9-79-2		No.	1	Gaskets, cylinder head.	
27	C	10	9-16		No.	2	Guides, valve.	
	C	10	F-235		Pr.	6	Locks, valve spring retainer.	
	B	10	9-33-9		No.	1	Piston, standard.	

REVISED

NOV 29 1944

ALLOWANCE LIST.

U. S. C. G. STANDARD BOATS

Part I

GROUP NAME

BOATS (38-FT. CABIN PICKET BOAT)

Page 8Group S82-6

T I T L E	CLASS OR STOCK NO.	SERIAL SYMBOL, OR PART NUMBER	DRAWING OR FINISHED PLAN NUMBER	UNIT OF QUAN- TITY	ALLOW- ANCE	NAME, DESCRIPTION, AND REMARKS	I T E M
						<u>ENGINEERING OUTFIT FOR BOAT (PLATE 23)</u>	
						<u>ENGINE SPARE PARTS CONT'D</u>	
B 10		4731L		No. 1		Pump, raw water.	
B 10		1521780		No. 1		Pump, fuel.	
C 10		F-234		No. 2		Retainers, valve spring.	
C 10		9-229-2		No. 12		Rings, piston, compression, standard.	
C 10		9-230-2		No. 6		Rings, piston, oil, stand- ard.	
C 10		9-735		No. 6		Rings, piston, grooved compression, standard.	
C 10		9-263-1		No. 2		Tappets, valve.	
C 10		9-17-1		No. 4		Valves.	
						<u>ELECTRICAL</u>	
C 17		CB-2012S		Set 1		Brushes, generator.	
C 17		MH-54		Set 1		Brushes, starter.	
C 17		IGE-1003		No. 1		Cap, distributor.	
B 17		DSM		No. 1		Coil, ignition with resist- ance unit.	
C 17		IG-2671		No. 1		Condenser assembly, dis- tributor.	
C 17		IGP-3028		Set 2		Points, distributor breaker.	
C 17		IGE-1016		No. 1		Rotor, distributor.	
C 17				Set 2		Spark plugs.	
C 17		RB11F- 6XX		No. 2		Springs, starter, Bendix.	
						<u>TOOLS AND EQUIPMENT</u> Listed on pages 2 & 3, Dolphin Model GRSP-6 engine, this group.	

## ALLOWANCE LIST U. S. C. G. STANDARD BOATS

Part IPage 9Group name BOATS (38-FT. CABIN PICKET BOAT)Group 882-6

TITLE	CLASS OR STOCK No.	SERIAL SYMBOL OR PART No.	DRAWING OR FINISHED PLAN No.	UNIT OF QUANTITY	ALLOWANCE	NAME, DESCRIPTION, AND REMARKS	ITEM
						<u>ENGINEERING OUTFIT FOR BOAT</u> <u>(PLATE 23)</u>	
A	75			No.	1	Engine, I.C.E. (Diesel) complete with accessories and tools:  <u>DATA</u>  Maker: Gray Marine Motor Co., Detroit, Mich. Serial No.: Model: 64HN5 Speed Range: 400-2100 R.P.M. H.P.: 225 @ 2100 R.P.M.	
						<u>SPARE PARTS, ENGINE</u>	
B	75	GMD-2022S		No.	1*	Gray Marine Engine Instruction Manual	
C	75	D6-104		No.	2#	Belts, bilge pump	
C	75	D346-136		No.	2#	Belts, generator	
B	75	522714		No.	1	Fuel ejector complete, in case	
C	75	5226888		No.	4	Filters, fuel ejector	
C	75	T-11		No.	1	A.C. Filter element (secondary F.O. filter)	
C	75	S-13		No.	1	A.C. Filter element (Lub. oil filter)	
C	75	25842		No.	4	Gaskets, F.O. primary filter case	
C	75	1595170		No.	2	Gaskets, A.C. filter element lower	
C	75	853558		No.	2	Gaskets, A.C. filter element cover	
C	75	853572		No.	2	Gaskets, A.C. filter element upper	
C	75	853707		No.	2	Gaskets, lub. oil filter cover	
C	75	D6-119		No.	2	Gaskets, oil tube flange	
C	75	D6-171		No.	2	Gaskets, oil cooler Housing to Element	
C	75	D6-172		No.	2	Gaskets, oil cooler housing cover	
C	75	D6-274		No.	2	Gaskets, heat exchanger cover	
C	75	D6-279		No.	2	Gaskets, heat exchanger flange	
C	75	D6-459		No.	1	Gasket, water tank	
C	75			No.	1	Gasket, Vellumoid, 36" x 12"	
C	75	D6-474		No.	2	Electrodes	
C	75	EQ-244		No.	1*	Hose, sump tank	
						(Cont'd)	



## ALLOWANCE LIST U. S. C. G. STANDARD BOATS

 Part I  
 Page 10  
 Group S82-6

Group name BOATS (38-FT. CABIN PICKET BOAT)

TITLE	CLASS OR STOCK No.	SERIAL SYMBOL OR PART No.	DRAWING OR FINISHED PLAN No.	UNIT OF QUANTITY	ALLOWANCE	NAME, DESCRIPTION, AND REMARKS	ITEM
						<u>ENGINEERING OUTFIT FOR BOAT</u> <u>(PLATE 23)</u>  <u>(SPARE PARTS, ENGINE (Cont'd))</u>	
C	75	D6-192		No.	2	Hose, pump to elbow, heat exchanger	
C	75	D6-193		No.	2	Hose	
C	75	D6-194		No.	2	Hose, elbow to exchanger	
C	75	D6-544		No.	2	Hose, WaterManifold, 1-3/4" x 4-1/8"	
C	75	D346-344		No.	2	Hose, water exchanger to manifold tube	
C	75	D346-345		No.	2	Hose	
C	75	MP-0114		Set	2	Packing, bilge pump	
C	14G			Lbs.	5*	Grease, transmission (mobile)	
C	14G			Lbs.	6*	Grease, pump (mobile)	
C	14G			Lbs.	5	Grease, Alemite or equal	
C	17T805		360	Roll	1*	Tape, friction, 3/4"	
C	17T			Roll	1	Tape, rubber, 3/4"	
C	22W1110		426	Ft.	25*	Wire, soft iron	
C	22W1530			Lb.	1	Wire, #16 brass (127 ft. per lb.)	
C	33P			Roll	1	Packing, propeller shaft, (3 ft.)	
B	41T3212			No.	1	Band-it tool kit, consisting of: 1-Roll 50 ft. 1/2" steel band 50-Buckles, 1/2" 1-Band-it tool	
C	43B			Box	1	Miscellaneous bolts, nuts and lockwashers	
C	44T4804			No.	1	Tubing, 1/4" copper, 3 ft. long	
C	44T4808			No.	1	Tubing, 3/8" copper, 3 ft. long	
C	52V2375			Can	1	Shellac, 1/2 pint	
C	52			No.	1*	Lacquer, gray, brushing	
						* Furnished with engine	
						# One of item furnished with engine	
						<u>TOOLS FURNISHED WITH ENGINE</u>	
B	41C	D346-339		No.	1*	Cranking bar assembly	
B	41F	KMO-233B		No.	1*	Feeler, valve adjusting	
B	41G			No.	1	Gun, grease, standard Alemite fittings	
B	41G	C-600		No.	1*	Gun, grease, Alemite	
						(Cont'd)	

**ALLOWANCE U. S. C. G. STANDARD BOATS**

 Part I  
 Page 11  
 Group S82-6

 Group name BOATS (38-FT. CABIN PICKET BOAT)

TYPE	CLASS OR STOCK No.	SERIAL SYMBOL OR PART No.	DRAWING OR FINISHED PLAN No.	UNIT OF QUANTITY	ALLOWANCE	NAME, DESCRIPTION, AND REMARKS	ITEM
						<b><u>ENGINEERING OUTFIT FOR BOAT</u></b> <b><u>(PLATE 23)</u></b>  <b><u>TOOLS FURNISHED WITH ENGINE</u></b> <b><u>(Cont'd)</u></b>	
B	41G	A-1039		No.	1*	Hose, Alemite grease gun	
B	41H	EQ-424		No.	1*	Hammer 24 oz., ball peen	
B	41K	J-1241AS		No.	1*	Indicator cleaning set	
B	41P	EQ-417		No.	1*	Pliers, 8"	
B	41S	EQ-422		No.	1*	Screw driver, 9"	
B	41V	J-1227		No.	1*	Valve lifter and bushing	
B	41W	EQ-203		No.	1*	Wrench, fuel line nut	
B	41W	EQ-204		No.	1*	Wrench, T handle, cylinder head	
B	41W	EQ-205		No.	1*	Wrench, 12 pt., cylinder head	
B	41W	EQ-401		No.	1*	Wrench, 10" adjustable	
B	41W	EQ-416		Set	1*	Wrenches, end (6 in set)	
B	41W	EQ-423		No.	1*	Wrench, needle valve nut	
B	41W	EQ-425		No.	1*	Wrench, water pump	
B	41W	W-1012		No.	1*	Wrench, 5/16" x 3/8", push rod	
B	41W	W-1618		No.	1*	Wrench, 9/16" x 1/2", push rod	
						<b><u>TOOLS FOR BOAT UPKEEP</u></b>	
B	41C113			No.	1	Caliper, 6" outside, lock joint	
B	41C1132			No.	1	Chisel, 7/8" cold	
B	41C1062			No.	1	Chisel, 3/8" cape	
B	41D1828			No.	1	Drill hand, capacity 0 to 3/8"	
B	41D2250			Set	1	Drill set, No. 1, twist 1/16 to 1/4 by 32nd - 5/16 and 3/8, complete with stand	
B	41B-1167			No.	12	Blades, flexible, 12" - 32 teeth, hack saw	
B	41F-872			No.	1	File, 8" flat, second cut	
B	41F-875			No.	1	File, 12" flat, second cut	
B	41F-941			No.	1	File, 8" half round, second cut	
B	41F-1317			No.	1	File, 8" round, second cut	
B	41F-1376			No.	1	File, 8" square, second cut	
B	41F-3394			No.	1	Hack saw frame, pistol grip	
B	41H-185			No.	1	Hammer, carpenter claw, 7 oz.	
B	41H-521			No.	1	Hammer, 1/2 lb., ball peen, machinist	
B	41P-1633			No.	1	Pliers, 8" slip joint	
B	41P-1977			No.	1	Pliers, 8" flat nose, side cutting	
B	41P-3185			No.	1	Punch, center, 3/8" octagonal, steel	
						(Cont'd)	

**ALLOWANCE LIST U. S. C. G. STANDARD BOATS**

 Part I

 Page 12

 Group name BOATS (38-FT. CABIN PICKET BOAT)

 Group S82-6

TITLE	CLASS OR STOCK NO.	SERIAL SYMBOL OR PART NO.	DRAWING OR FINISHED PLAN NO.	UNIT OF QUANTITY	ALLOWANCE	NAME, DESCRIPTION, AND REMARKS	ITEM
						<u>ENGINEERING OUTFIT FOR BOAT</u> <u>(PLATE 23)</u>	
						<u>TOOLS FOR BOAT UPKEEP (Cont'd)</u>	
B	41R2800			No.	1	Rule, 2 ft., folding	
B	41S1077			No.	1	Screw driver, 8" common, heavy duty	
B	41S1110			No.	1	Screw driver, 12" common, normal duty	
B	41S1220			No.	1	Screw driver, narrow blade, 4 1/2" long	
B	41W1662			No.	1	Wrench, 8", pipe (Stillson)	
B	41W1663			No.	1	Wrench, 14", pipe (Stillson)	
B	41W2351			No.	1	Wrench, 8", monkey	
B	41W2353			No.	1	Wrench, 12", monkey	
						<u>EQUIPMENT</u>	
B	11P			No.	1	Pump, AC series T, gasoline engine spare	
A	11P	Blackmere 409		No.	1	Pump, bilge, hand, rotary, type H, size No. 9, 3 bucket Blackmere	
A	12S	Laughlin P-5114		No.	1	Steering gear, bulkhead, complete with sprocket chain and tiller rope, heavy style, 20" brass	
B	17B	Exide 6DS-25-35		No.	1	Battery, starting, 12 volts, 200 amp. hr.	
B	17B			No.	1	Battery, lighting, 12 volts, 140 amp. hr.	
A	17B			No.	1	Blower, motor driven, blower 200 C.F.M., motor 12 volts (Willis Ilg or equal)	
A	17G	Pioneer DD-6-12		No.	1	Generator, battery charging, gasoline engine driven, air cooled, complete with gas, charging switch, etc.	
A	17L			No.	1	Searchlight, style N, 12 volts, one mile ray, Portable Light Co.	
A	18B			No.	1	Binnacle and compass, Hand Co. type SX binnacle with Deviatat and type PEx5 in. compass, fitted with light shield	
						(Cont'd)	



## ALLOWANCE LIST U. S. C. G. STANDARD BOATS

 Part I  
 Page 13  
 Group S82-6

Group name BOATS (38-FT. CABIN PICKET BOAT)

TITLE	CLASS OR STOCK No.	SERIAL SYMBOL OR PART No.	DRAWING OR FINISHED PLAN No.	UNIT OF QUANTITY	ALLOWANCE	NAME, DESCRIPTION, AND REMARKS	ITEM
						<u>ENGINEERING OUTFIT FOR BOAT</u> <u>(PLATE 23)</u>	
						<u>EQUIPMENT (Cont'd)</u>	
A	23			No.	1	Signal horn, electro-phonic air, Model EP-0, 12 volts, (Clark-Cooper Co., Philadelphia, Pa.)	
A	30H			No.	2	Heaters, hot water, Aerotherm Model No. A-1, large size bus heater	
A	30T	Wilcox-Crittenden 1501		No.	1	Toilet, Marine pump type with 3 $\frac{1}{2}$ " dia. pump, self closing, foot operated water supply shut-off valve, mahogany seat and cover	
B				No.	1	Propeller, 23" dia. x 21" pitch, bronze, spare	
						<u>MISCELLANEOUS OUTFIT</u>	
						<u>ENGINEERS-STORES</u>	
B	11P549-50	Wilcox-Crittenden Fig. 5395		No.	1	Pump, hand with flexible oil-tight metal hose	
B	13F580			No.	1	Filler, oil, steel - 1 qt.	
B	13-0-1535			No.	2	Oilers, steel - $\frac{1}{2}$ pint	
	17B7210			No.	6	Batteries, flashlight	
	17F			No.	1	Flashlight, 3 cell, waterproof with lamp	
	17F16440			No.	12	Fuses, plug, 20 amp. (spare)	
	17F			No.	10	Lamps, fixtures, 12 volts (spare) 4 to 6 C.P. Mazda	
	17F	Lowell Bulletin 400-CG No. 759		No.	2	Lights, trouble, brass with maple handle, socket, DC bayonet (6-12 volts) with 12 ft. waterproof cable	
	17L6340			No.	2	Lamps, flashlight (spares)	
	17L7569			No.	2	Lanterns, hand, portable, dry battery	
	18R			No.	1	Rod, measuring, fuel tanks	
B	18S2690			No.	1	Testing outfit for storage batteries	
C	27C2685			Lb.	25	Cloth, wiping	
C	33P2032			Yd.	1	Packing, 1/32" sheet	
C	33P2261			Yd.	1	Packing, 1/16" rubber sheet	
						(Cont'd)	

## ALLOWANCE LIST U. S. C. G. STANDARD BOATS

Part I

Page 14

Group name BOATS (38-FT. CABIN PICKET BOAT)

Group S82-6

TITLE	CLASS OR STOCK No.	SERIAL SYMBOL OR PART No.	DRAWING OR FINISHED PLAN No.	UNIT OF QUANTITY	ALLOWANCE	NAME, DESCRIPTION, AND REMARKS	ITEM
						<u>MISCELLANEOUS OUTFIT (Cont'd)</u>	
						<u>ENGINEERS-STORES (Cont'd)</u>	
B	41F			No.	2	Funnels, with strainer, copper - 1 qt.	
B	41F			No.	2	Funnels, with strainer, copper - 2 qt.	
C	42C4640			No.	1	Can, steel safety, with flexible spout, 5 gal. capacity (for kerosene)	
C	42C20370			Doz.	1	Cloth, aluminum oxide, 4/0	
C	42C20375			Doz.	1	Cloth, aluminum oxide, 5/0	
C	42P			Box	1	Split cotter pins, assorted sizes (gross)	
C	51C1635			Lb.	1	Grinding compound, coarse	
C	51C1645			Lb.	1	Grinding compound, fine	
C	51L1980			Lb.	6	Lye, concentrated (1 lb. cans)	
C	51P			Lb.	6	Paste, polishing	
C	51P1120			Qts.	3	Polish, metal, liquid	
C	51S2010			Lb.	10	Sal-soda (washing soda)	
						<u>RUNNING LIGHTS</u>	
B	17L			No.	1	Light, bow (white), cast bronze, W.T. relamping type, Fresnel lens	
B	17L	Lovell Bulletin 400-CG No. 757		No.	1	Light, masthead (white), socket, D.C. bayonet (6-12 volts), tapping, $\frac{1}{2}$ " I.P.S.	
B	17L			No.	1	Light, side (green), cast bronze, W.T. relamping type, Fresnel lens	
B	17L			No.	1	Light, side (red), cast bronze, W.T. relamping type, Fresnel lens	
A	17F	Lovell Bulletin 400 - CG No. 751		No.	5	Fixtures, ceiling, complete with 12 volt Mazda lamps, socket D.C. bayonet	

## ALLOWANCE LIST U. S. C. G. STANDARD BOATS

Part II

Page 1

Group name BOATS (38-FT. CABIN PICKET BOAT)

Group S82-6

TITLE	CLASS OR STOCK NO.	UNIT OF QUANTITY	ALLOWANCE	NAME, DESCRIPTION, AND REMARKS ITEM	ITEM
				HULL OUTFIT FOR BOAT (PLATE 23):	
B	CG-5F1880	No.	✓ 1	Flag, Coast Guard Ensign, No. 4.	
B	5F4042	No.	✓ 1	Flag, National Ensign, No. 11.	
C	5F5110	No.	✓ 2	Flags, semaphore, red-and-yellow.	
C	CG-5F6370	No.	✓ 2	Flagstaffs, signal, semaphore, 24" long.	
C	5F	No.	1	Flagstaff, boat, portable, fitted for electric light at top, complete with truck, halyard, strap and clasp.	
B	CG-5P440	No.	✓ 1	Pennant, commission (U.S. Coast Guard), No. 7.	
B	6A340	No.	✓ 1	Anchor, boat, 60 lb., galvanized, with shifting stock.	
B	9F	No.	1	Float, life, balsa wood, 5 person capacity, equipped with painter and two 5 foot paddles (Winger Mfg. Company, fig. No. 605).	
B	11P	No.	✓ 1	Pump, bilge, T handle, with leather plunger and bottom valve, size 3" dia. x 6' long, made of heavy galvanized sheet steel with 3 ft. length of canvas hose (Wilcox Crittenden, fig. No. 542).	
B	12B	No.	1	Bell, motorboat, 8" O.D., polished cast brass.	
C	12F466-10	No.	✓ 6	Fenders, boat, sennit rope, side type, 5" dia., 30" long, size A.	
C	12H1560-100	No.	✓ 2	Hooks, boat, with wood handle, 8' long.	
C	12H2832	No.	✓ 1	Horn, fog, mouth type, brass, 24" long.	
B	17L7495	No.	✓ 1	Lantern, electric, automatic floating, complete with lamp and mounting bracket.	
B	18B1142	No.	✓ 1	Binoculars, prismatic, 7 x 50 power, with carrying case and strap.	
B	CG-18C1045	No.	✓ 1	Clock, deck, 6 inch dial, luminous, Marked "U.S. Coast Guard".	
C	18D615	No.	1	Dividers, Navigators'.	
C	18F705	No.	1	Rules, parallel, folding, 15 inch.	
C	21L	No.	✓ 1	Lanyard, 1/4" dia. line, 4' long, for attaching automatic floating lantern to ring-type life buoy.	
C	21L	No.	✓ 1	Line, anchor, 3" manila rope, 50 fathoms long, with one end fitted with thimble.	
C	21L	No.	✓ 1	Line, heaving, 1-1/8" (12 thread) tarred hemp, one end knotted and weighted, 20 fathoms long.	
C	21L	No.	✓ 2	Lines, mooring, 2-1/4" manila rope, 6 fathoms long.	
B	23B	No.	2	Boxes, stowage, located under crew's berths.	
B	23B	No.	✓ 1	Buoy, life ring type, balsa wood, 24" dia. (Werner Mfg. Company, fig. No. 344).	
B	23P160	No.	✓ 6	Life-Preservers, jacket type, without armor, kapok removable pads.	
C	23S	No.	12	Screens, airport, brass rim collar type, fitted with 18 mesh monel screen wire cloth.	



## ALLOWANCE LIST U. S. C. G. STANDARD BOATS

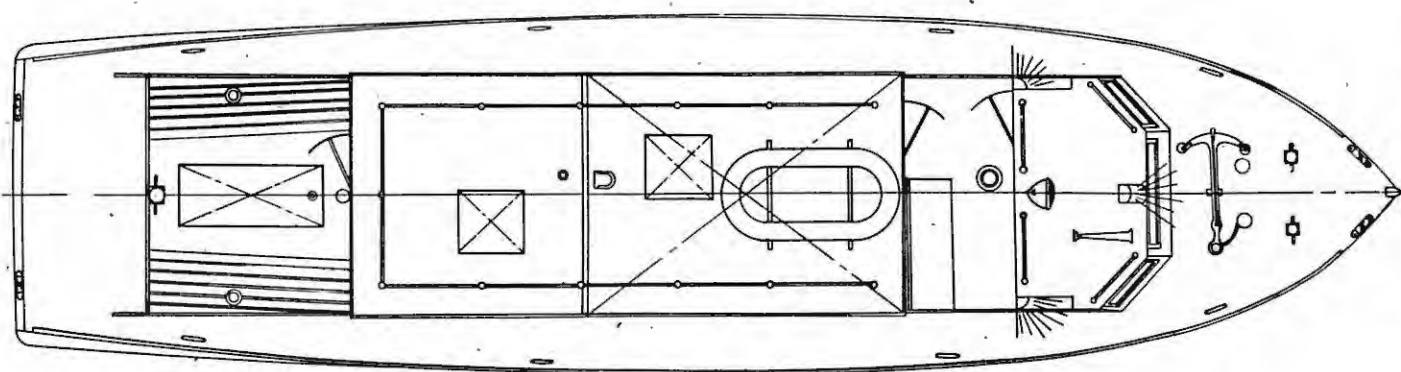
 Part II  
 Page 2  
 Group S82-6
Group name BOATS (38-FT. CABIN PICKET BOAT)

TITLE	CLASS OR STOCK NO.	UNIT OF QUANTITY	ALLOWANCE	NAME, DESCRIPTION, AND REMARKS ITEM	ITEM
C	23S	No.	2	Screens, hatch, portable.	
B	24C	No.	✓ 1	Cover, searchlight, canvas.	
C	31L585	No.	1	Lantern, oil burning, hand, blizzard No. 2, complete with burner, globe and wick.	
C	37M330	No.	✓ 1	Megaphone, hand type, length 18".	
C	41A1277	No.	✓ 2	Axes, single bit, chopping, weight 4-lb., complete with handles.	
C	42B24760	No.	✓ 2	Buckets, heavy weight, deck and general purpose, 14-quart.	
B	57B	No.	✓ 1	Box, first aid, with suitable contents.	
B	58C656	No.	1	Cylinder, CO <sub>2</sub> , 35 lb., charged, complete with valve assembly.	
B	58E	No.	✓ 3	Extinguishers, fire, CO <sub>2</sub> , 4 lb., portable, complete with brackets.	

## ALLOWANCE LIST. U.S.C.G. STANDARD BOATS

Part IIPage 3GROUP NAME BOATS (38-FT. CABIN PICKET BOAT)Group S82-6

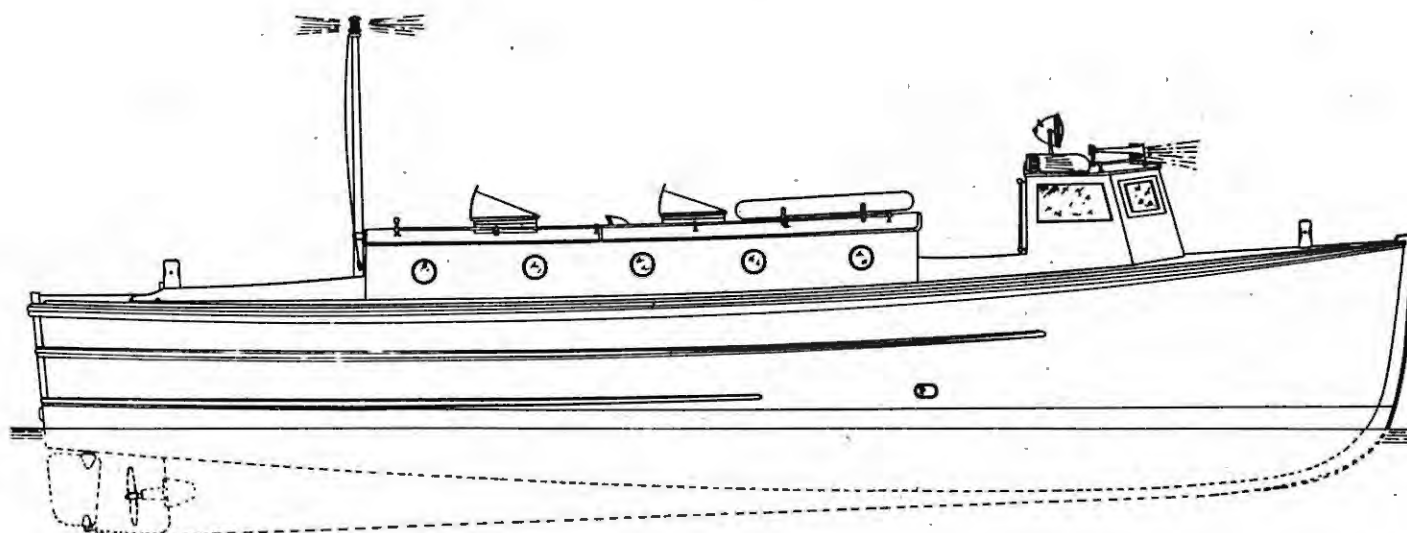
TITLE	CLASS OR STOCK NO.	UNIT OF QUANTITY	ALLOWANCE	NAME, DESCRIPTION, AND REMARKS	ITEM
<b>HULL OUTFIT (CONT'D):</b>					
<b><u>CREW'S MESS GEAR</u></b>					
C	63C895	No.	4	Bowls, general use, thick-ware.	
C	63E550	No.	1	Bowl, sugar, white enamel, with cover.	
C	63C1420	No.	4	Cups, coffee, thick-ware.	
C	63A510	No.	4	Cups, drinking, aluminum.	
C	63C6075	No.	4	Forks, table.	
C	63C6500	No.	4	Knives, table.	
C	63C3030	No.	4	Plates, dinner, thick-ware.	
C	63G1260	No.	1	Shaker, pepper.	
C	63G1320	No.	1	Shaker, salt.	
C	63C8100	No.	4	Spoons, table.	
C	63C8160	No.	4	Spoons, tea.	
<b><u>GALLEY UTENSILS</u></b>					
C	27T3735	Yd.	10	Toweling, crash.	
C	64B2059	No.	1	Broiler, wire, tinned, 9" x 12".	
C	64F161	No.	1	Fork, cooks, 14-inch, 2-tines.	
C	64K545	No.	1	Knife, butcher, 10" blade.	
C	64K670	No.	1	Knife, paring-and-coring, 3" blade.	
C	64P720	No.	1	Pan, fry, size 9-5/8".	
C	64P245	No.	1	Pan, bake-and-roasting, size 1-1/4" x 8" x 8-3/8".	
C	64P1062	No.	1	Pan, sauce, size 1-1/2 qt.	
C	64P1985	No.	1	Pot, coffee, size 2 qt.	
C	64S931	No.	1	Spoon, basting, length 12".	
C	64O135	No.	1	Opener, can, hand.	
<b><u>DECK SUPPLIES</u></b>					
C	29P1020	Roll	10	Paper, toilet.	
C	38B1260	No.	1	Brush, dust, counter.	
C	38S525	No.	3	Swabs, hand, cotton twine.	
C	51C1610	Can	5	Compound, scouring, type-A, 1-lb. cans.	
C	51S1645	Bar	10	Soap, laundry, 12-oz. bars.	
C	51S1730	Ct.	5	Soap, powder, 1-lb. cartons.	



# PARTICULARS

Length over all - - - - 38' - 3"  
 Beam (over fenders) - - - 10' - 5"  
 Draft - - - - - 3' - 0"  
 Weight, with outfit - - - - Abt. 16,500 lbs.  
 Speed - - - - - Abt. 22 m.p.h.  
 Cruising radius - - - - 175 miles  
 Power (gasoline) - - - - 250 h.p.  
 Capacity, normal load - - 12 men  
 Crew accommodations - - 2 men  
 Boat equipped with small galley, w.c.,  
 and auxiliary battery charger.  
 Type of planking - - - - Carvel  
 (Draft, speed, cruising radius based on  
 boat with crew and outfit aboard.)

Boat outfit in accordance with std.  
 Allowance List for this type of boat.



0 1 2 3  
 SCALE IN FEET





ALLOWANCE LIST.

U. S. C. G. STANDARD BOATS

Part 1

Page 2

GROUP NAME

BOATS (40-FT. MOTOR LAUNCH)

Group S62-6

I T E M	T I T L E	CLASS OR STOCK NO.	SERIAL SYMBOL, OR PART NUMBER	DRAWING OR FINISHED PLAN NUMBER	UNIT OF QUAN- TITY	ALLOW- ANCE	NAME, DESCRIPTION, AND REMARKS	I T E M
							<u>ENGINEERING OUTFIT FOR BOAT (PLATE 24)</u>	
							<u>LUBE OIL GROUP</u>	
	C	75			No.	1	Felt, oil seal.	
	C	75	G-8		No.	6	Filter elements, (Briggs- C-800 filter).	
	B	75			No.	1	Gear, oil pump drive.	
	B	75			No.	1	Gear, oil pump idler.	
	C	75	DB1461		No.	2	Seals, oil.	
	C	75			No.	1	Spring, oil pressure re- lief valve.	
	C	75	1031		No.	2	Wicks, candle, M.B., oil stop.	
							<u>PISTON GROUP</u>	
	B	75			No.	1	Piston.	
	C	75	DE41084		No.	6	Rings, piston.	
	C	75	DE41355		No.	12	Rings, piston.	
	C	75	DE41086		No.	12	Rings, piston.	
							<u>PUMP GROUP</u>	
	B	75	DE41773		No.	1	Pump, water, assembly.	
							<u>VALVE GROUP</u>	
	B	75			No.	2	Guides.	
	B	75			No.	6	Inserts, valve.	
	C	75			No.	2	Springs, valve.	
	C	75			No.	6	Valves, exhaust.	
							<u>ELECTRICAL SPARES</u>	
	B	17	12834		No.	1	Bendix drive, starting motor.	
	C	17	16238		No.	4	Brushes, starting motor.	
	C	17	12335		No.	2	Bushings.	
							<u>TOOLS AND EQUIPMENT</u>	
	C	11			No.	1	Pump, sump, hand.	
	C	1301535			No.	1	Oiler, steel, 1/2 pint.	
	C	17B			No.	1	Battery, starting, and lighting, 24 volts.	
32	C	17F135- 50			No.	1	Flashlight, 2-cell.	
	C	17F			No.	6	Fuses (to fit fuse block).	
	C	17H			No.	1	Horn, electric.	

REVISED

NOV 29 1944



ALLOWANCE LIST. U. S. G. G. STANDARD BOATS

Part 1

Page 3

GROUP NAME BOATS (40-FT. MOTOR LAUNCH)

Group 582-6

T I T L E	C L A S S O R S T O C K N O.	S E R I A L S Y M B O L, O R P A R T N U M B E R	D R A W I N G O R F I N I S H E D P L A N N U M B E R	U N I T O F Q U A N - T I T Y	A L L O W - A N C E	N A M E, D E S C R I P T I O N, A N D R E M A R K S	I T E M
						<u>ENGINEERING OUTFIT FOR BOAT (PLATE 24)</u>	
						<u>TOOLS AND EQUIPMENT CONT'D</u>	
C	17L7760			No.	1	Lantern, electric, hand, Type J.	
C	41F3576			No.	1	Funnel with strainer, 1 qt.	
C	41H503			No.	1	Hammer, machinists', 1 lb.	
C	41M903			No.	1	Measure, 1 qt.	
C	41P1974			No.	1	Pliers, 6", flat nose side.	
C	41S1104			No.	1	Screwdriver, 6".	
C	41W1662			No.	1	Wrench, stillson, 10".	
C	41W2352			No.	1	Wrench, monkey, 10".	
C	41W			Set	1	Wrenches, special.	
						<u>RUNNING LIGHTS</u>	
B	17L			No.	1	Light, bow, portable.	
B	17L			No.	1	Light, stern, mounted on flagstaff.	
B	17L			No.	1	Light, starboard, (green).	
B	17L			No.	1	Light, port, (red).	



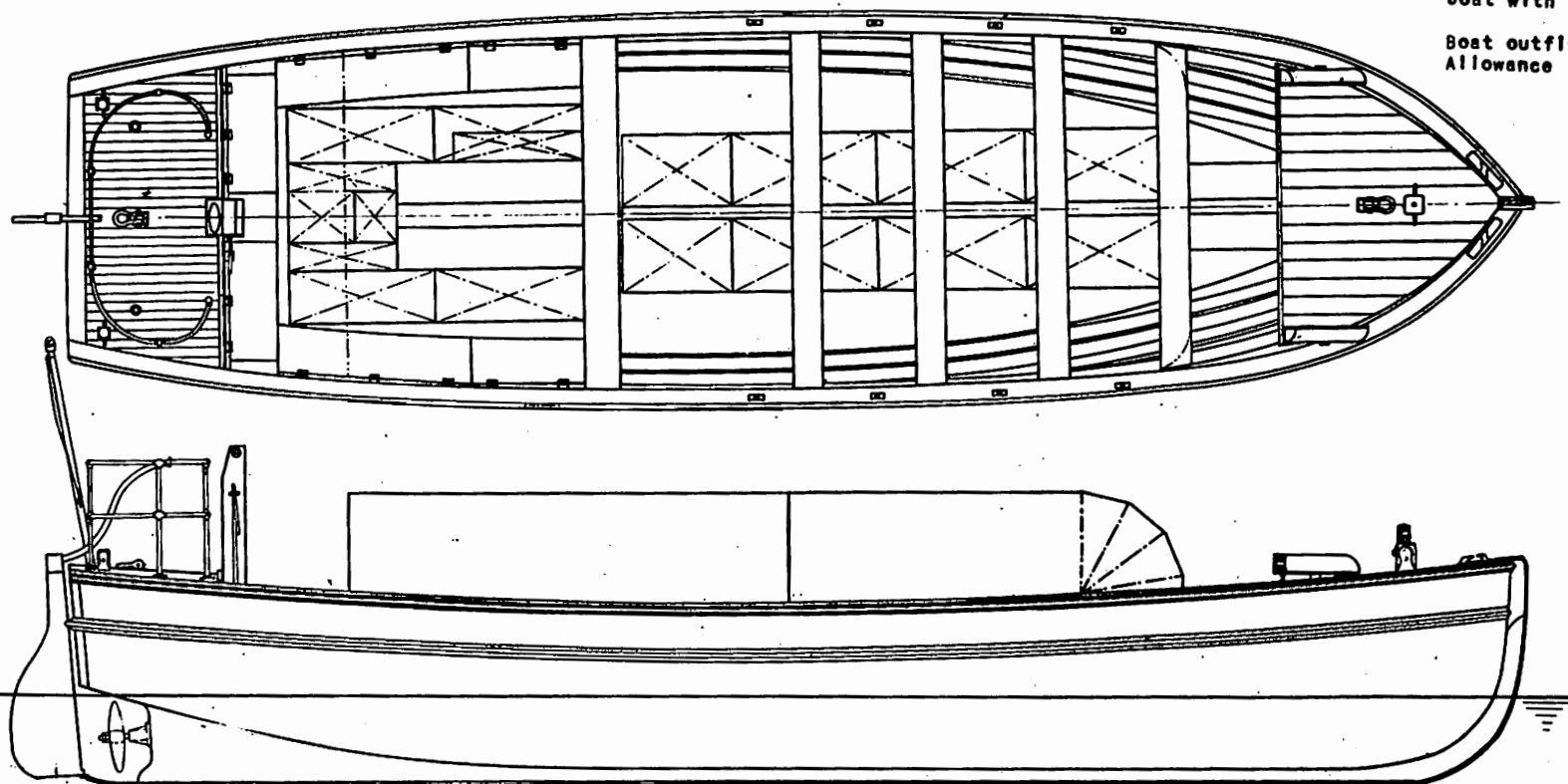
GROUP NAME BOATS (40-FT. MOTOR LAUNCH)

ITEM	CLASS OR STOCK NO.	UNIT OF QUANTITY	ALLOWANCE	NAME, DESCRIPTION, AND REMARKS	ITEM
				HULL OUTFIT FOR BOAT (PLATE 24):	
C 5F	No.	2	Flags, semaphore, with staffs.		
C 5F	No.	1	Flagstaff, bow, portable.		
C 5F	No.	1	Flagstaff, stern, portable, fitted with electric stern-light.		
B 6A	No.	1	Anchor, boat, galvanized, 40 lb. (Danforth or equal).		
B 6A	No.	1	Anchor, sea (drogue), canvas, large size, complete.		
B 11P	No.	1	Pump, bilge, hand, Navy-Type.		
C 12R	No.	10	Rowlocks, composition, No. 2, with lanyards. (2 spares).		
B 17L	No.	1	Lantern, electric, automatic floating, complete with electric bulb and batteries. (Navy Spec. No. 17L11). *		
C 21L	No.	1	Lanyard, 4' long of 1/4" line, for attaching automatic electric lantern to ring-type life buoy. *		
C 21L	No.	1	Line, anchor, 3" line, 25 fathoms long.		
C 21L	No.	1	Line, heaving, 12 thread, 20 fathoms long.		
C 21L	No.	2	Lines, mooring, 3" line, 10 fathoms long.		
B 23B	No.	1	Bell, motor boat.		
B 23B	No.	1	Box, boat, equipped.		
B 23B	No.	1	Breaker, water, 3 gal.		
B 23B	No.	1	Buoy, life, ring-type, cork, 24" dia.		
C 23F	No.	6	Fenders, side, rope, about 6" dia. x 30" long, with lanyards.		
C 23H	No.	2	Hooks, boat, 10 ft.		
C 23H	No.	1	Horn, fog, mouth.		
C 23O	No.	10	Oars, 12 ft. (2 spares).		
B 23P	No.	8	Preservers, life, jacket-type, kapok.		
B 24B	No.	1	Bag, flag, canvas.		
B 24C	No.	1	Canopy, canvas, made in three sections, complete with pipe bows and all other necessary fittings.		
B 24C	No.	1	Cover, boat, canvas.		
C 37M	No.	1	Megaphone, 18".		
C 41H	No.	2	Hatchets, claw.		
C 42B	No.	2	Buckets, deck, galvanized, with lanyards.		
C 57K	No.	1	Kit, medical.		
B 58E	No.	2	Extinguishers, fire, portable, CO <sub>2</sub> , 15 lb.		
34				*For use with ring-type life buoy.	

# PARTICULARS

Length over all- - - - 40' - 2"  
 Beam (over fenders)- - - 11' - 4"  
 Draft- - - - - 2' - 4"  
 Weight, with outfit- - - - - Abt. 15,000 lbs.  
 Speed- - - - - 11 m.p.h.  
 Cruising radius- - - - - 150 miles  
 Power (diesel)- - - - - 50 h.p.  
 Distance between  
 hoisting fittings- - - - 33' - 7"  
 Capacity, normal load- - - 40 men  
 Type of planking - - - - Carvel  
 (Draft, speed, cruising radius, based on  
 boat with crew and outfit aboard.)

Boat outfit in accordance with Std.  
 Allowance List for this type of Boat.



0 1 2 3 4 5  
 SCALE IN FEET

ALLOWANCE LIST.

U. S. C. G. STANDARD BOATS

Part I

Page 1

GROUP NAME BOATS (40-FT. BUOY BOAT)

Group 882-6

ITEM	CLASS OR STOCK NO.	SERIAL SYMBOL, OR PART NUMBER	DRAWING OR FINISHED PLAN NUMBER	UNIT OF QUANTITY	ALLOWANCE	NAME, DESCRIPTION, AND REMARKS	ITEM
						<b>ENGINEERING OUTFIT FOR BOAT (PLATE 25)</b>	
	B 10			No. 1		ENGINE, I.C.E. (gasoline).	
						<b>DATA</b>	
						Maker: Kermath Mfg. Co., Detroit, Mich.	
						Model: Sea Wolf	
						H.P.: 180	
						R.P.M.: 1800	
						Reverse gear: 2:1 reduction gear	
						<b>SPARE PARTS</b>	
						<b>ENGINE</b>	
	B 10	G-24-3		No. 1		Bearing, main, front, lower, standard.	
	B 10	G-25-3		No. 1		Bearing, main, front, upper, standard.	
	B 10	G-26-1		No. 1		Bearing, main, center, lower, standard.	
	B 10	G-27-1		No. 1		Bearing, main, center, upper, standard.	
	B 10	G-28-2		No. 1		Bearing, main, rear, lower, standard.	
	B 10	G-29-2		No. 1		Bearing, main, rear, upper, standard.	
	B 10	G-98-1		No. 4		Bearings, main, intermediate, lower, standard.	
	B 10	G-99-1		No. 4		Bearings, main, upper, intermediate, standard.	
	B 10	9-30-5		Set 1		Bearings, connecting rod, lower, standard.	
	B 10	9-31-4		Set 1		Bearings, connecting rod, upper, standard.	
	C 10	9-48-68		No. 2		Bushings, piston pin.	
	C 10	C-40		No. 6		Cartridges, Fram, filter.	
	C 10	RH-FW		Set 1		Gaskets, complete.	
	C 10	9-79-2		No. 1		Gaskets, cylinder head.	
35	C 10	9-16		No. 2		Guides, valve.	
	C 10	F-235		Pr. 6		Locks, valve spring retainer.	

REVISED

NOV 29 1944



ALLOWANCE LIST.

U. S. C. G. STANDARD BOATS

Part I

Page 2

GROUP NAME BOATS (40-FT. BUOY BOAT)

Group SB2-6

ITEM	CLASS OR STOCK NO.	SERIAL SYMBOL, OR PART NUMBER	DRAWING OR FINISHED PLAN NUMBER	UNIT OF QUANTITY	ALLOWANCE	NAME, DESCRIPTION, AND REMARKS	ITEM
						<u>ENGINEERING OUTFIT FOR BOAT (PLATE 25)</u>	
						<u>ENGINE SPARE PARTS CONT'D</u>	
B	10	9-33-9		No.	1	Piston, standard.	
B	10	4731L		No.	1	Pump, raw water.	
B	10	1521780		No.	1	Pump, fuel.	
C	10	F-234		No.	2	Retainers, valve spring.	
C	10	9-229-2		No.	12	Rings, piston, compression, standard.	
C	10	9-230-2		No.	6	Rings, piston, oil, standard.	
C	10	9-735		No.	6	Rings, piston, grooved compression, standard.	
C	10	F-81-3		No.	6	Springs, valve.	
C	10	9-263-1		No.	2	Tappets, valve.	
C	10	9-17-1		No.	4	Valves.	
						<u>ELECTRICAL</u>	
C	17	CBG-2012 S		Set	1	Brushes, generator.	
C	17	MH-54		Set	1	Brushes, starter.	
C	17	IGE-1003		No.	1	Cap, distributor.	
B	17	DSM		No.	1	Coil, ignition with resistance unit.	
C	17	IG-2671		No.	1	Condenser assembly, distributor.	
C	17	IGP-3028 BS		Set	2	Points, distributor breaker.	
C	17	IGE-1016		No.	1	Rotor, distributor.	
C	17			Set	2	Spark plugs.	
C	17	RB11F-6XX		No.	2	Springs, starter, Bendix.	
B	17			No.	1	GENERATOR, gasoline engine driven, "Eicor" or equal.	
B	11			No.	1	Pump, bilge.	
						<u>DATA</u>	
						Maker: Blackmer Pump Co.	
						Type: "H" rotary	
						Size: No. 9	

36

REVISED

NOV 29 1944

ALLOWANCE LIST.

U. S. C. G.

## STANDARD BOATS

Part I

Page 3

GROUP NAME

BOATS (40-FT. BUOY BOAT)

Group 582-6

ITEM	TITLE	CLASS OR STOCK NO.	SERIAL SYMBOL, OR PART NUMBER	DRAWING OR FINISHED PLAN NUMBER	UNIT OF QUANTITY	ALLOWANCE	NAME, DESCRIPTION, AND REMARKS	ITEM
							<u>ENGINEERING OUTFIT FOR BOAT (PLATE 25)</u>	
	B 10				No.	1	Hoist, (Engine gasoline).	
							<u>DATA</u>	
							Maker: Dake Engine Co. Model: S.L.G.	
							<u>ENGINE SPARES</u>	
	C 17		X1408		No.	1	Arm, breaker distributor.	
	B 17		AG689		No.	2	Bearings, main.	
	B 17		X2766		No.	1	Coil.	
	C 17		X1413		No.	1	Condenser.	
	C 17		1196		Set	1	Contacts, fixed.	
	C 17		X3101		No.	1	Cover, breaker.	
	C 10		NNU3		No.	1	Pin, piston.	
	B 10		NNU1A		No.	1	Piston	
	C 10		NNU2		No.	2	Rings, piston.	
	C 10		A12		No.	1	Ring, oil.	
	B 10		T3227		No.	1	Rod, connecting, assembly.	
	C 10		AG927		No.	2	Valves, inlet, exhaust.	
							<u>HOIST SPARES</u>	
	B 10		1523		No.	4	Bearings, ball, thrust.	
	B 10		1529		No.	1	Bushing, cam.	
	B 10		1530		No.	1	Bushing, drum.	
	C 10		1525		No.	4	Keys, pinion, intermediate.	
	C 10		1545		No.	1	Linings, brake.	
							<u>TOOLS AND EQUIPMENT</u>	
	B 10				No.	1	Pumps, sump.	
	C 1301535				No.	2	Oilers, 1/2 pint.	
	C 14G				Lbs.	5	Grease, medium.	
	B 17B				No.	1	Batteries, for starting and lighting.	
	C 17B				No.	10	Batteries, flashlight, (5 for spares).	
	C 17F				No.	1	Flashlight, 5 cell.	
37	C 17F				No.	12	Fuses, glass, 20 amps., standard automobile, 1/4" x 1-1/4", (Spares).	
	B 17H				No.	1	Horn, electric.	

REVISED

NOV 29 1944



## ALLOWANCE LIST. U. S. C. G. STANDARD BOATS

Part I

Page 4

GROUP NAME BOATS (40-FT. BUOY BOAT)

Group S82-6

ITEM	CLASS OR STOCK NO.	SERIAL SYMBOL, OR PART NUMBER	DRAWING OR FINISHED PLAN NUMBER	UNIT OF QUANTITY	ALLOWANCE	NAME, DESCRIPTION, AND REMARKS	ITEM
						<u>ENGINEERING OUTFIT FOR BOAT (PLATE 25)</u>	
						<u>TOOLS AND EQUIPMENT CONT'D</u>	
	C 17L			No.	12	Lamps, (Bulbs) 12-16 volts, 3 C.P., D.C., Ediswan base, (Spares).	
	C 17L			No.	6	Lamps, (Bulbs) for 5 cell flashlight, (Spares).	
	C 17L			No.	3	Lamps, searchlight, (Spares) 12 volts, 6 amps, D.C.	
	C 17L7760			No.	1	Lantern, hand electric, Type J.	
	C 17L			No.	2	Lights, trouble, portable.	
	B 17			No.	1	Searchlight, electric.	
	C 18			No.	1	Storage battery testing outfit.	
	C 18			No.	1	Measuring rod, gasoline, graduated.	
	C 27C2685			Lb.	25	Rags, cleaning, white.	
	C 41F872			No.	1	File, 8" flat, second cut.	
	C 41F875			No.	1	File, 12" flat, second cut.	
	C 41F2576			No.	1	Funnel, with strainer, 1 qt.	
	C 41G			No.	1	Gun grease, lubricating.	
	C 41H523			No.	1	Hammer, machinists', 1 lb.	
	C 41M903			No.	1	Measure, 1 qt.	
	C 41P			No.	1	Pliers, 8" double fulcrum.	
	C 41P1974			No.	1	Pliers, 8" flat nose, side cut.	
	C 41S1104			No.	1	Screwdriver, 8".	
	C 41S			No.	1	Screwdriver, 8".	
	C 41W1662			No.	1	Wrench, 8" Stillson.	
	C 41W1663			No.	1	Wrench, 14" Stillson.	
	C 41W2352			No.	1	Wrench, 8" monkey.	
	C 41W2353			No.	1	Wrench, 12" monkey.	
	C 41W			Set	1	Wrenches, solid drop, forged, semi-finished 1/4" to 1" SAE.	
	C 41W			Set	1	Wrenches, special.	

38

REVISED

NOV 29 1942



ALLOWANCE LIST. U. S. C. &amp; S. STANDARD BOATS

Part IPage 5GROUP NAME BOATS (40-FT. BUOY BOAT)Group SB2-6

T I T L E	C L A S S O R S T O C K N O.	S E R I A L S Y M B O L, O R P A R T N U M B E R	D R A W I N G O R F I N I S H E D P L A N N U M B E R	U N I T O F Q U A N T I T Y	A L L O W A N C E	N A M E, D E S C R I P T I O N, A N D R E M A R K S	I T E M
						<u>ENGINEERING OUTFIT FOR</u> <u>BOAT (PLATE 25)</u>	
						<u>RUNNING LIGHTS</u> <u>(CLASS A) 3</u>	
B	17L			No.	1	Light, bow, (white).	
B	17L			No.	1	Light, masthead, (white).	
B	17L			No.	1	Light, starboard, (green).	
B	17L			No.	1	Light, port, (red).	

## ALLOWANCE LIST. U.S.C.G. STANDARD BOATS

Part II  
Page 1  
Group 582-6

GROUP NAME BOATS (40-FT. BUOY BOAT)

ITEM	TITLE	CLASS OR STOCK NO.	UNIT OF QUANTITY	ALLOWANCE	NAME, DESCRIPTION, AND REMARKS
					HULL OUTFIT FOR BOAT (PLATE 25):
	C 4F	No.	6		Flares, signal, hand, (red), Type A-10, in a sealed container. #
	B 5F	No.	1		Flag, National Ensign, No. 11.
	B 5F	No.	1		Flag, Coast Guard Ensign, No. 4.
	C 5F	No.	2		Flags, semaphore, with staffs.
	C 5F	No.	1		Flagstaff, bow, portable.
	C 5F	No.	1		Flagstaff, stern, portable.
	B 5P	No.	1		Pennant, Coast Guard, No. 7.
	B 6A	No.	1		Anchor, boat, folding, galvanized, 55 lb.
	B 6A	No.	1		Anchor, kedge, galvanized, 100 lb.
	B 6A	No.	1		Anchor, sea (drogue), canvas, large size, complete.
	C 6G	No.	1		Grapnel, boat, galvanized, 10 lb., with 15 fathoms of 1-1/2" line.
	B 11P	No.	1		Pump, bilge, hand, Navy-Type.
	C 12T	No.	1		Tiller, emergency.
	B 17L	No.	1		Lantern, electric, automatic floating, complete with electric bulb and batteries. (Navy Spec. No. 17L11).*
	B 18B	No.	1		Binocular, and case.
	B 18C	No.	1		Compass, and binnacle.
	C 18D	No.	1		Dividers, Navigators'.
	C 18R	No.	1		Ruler, parallel.
	B 18S	No.	1		Scale, spring, 200 lb., for weighing CO <sub>2</sub> cylinders.
	C 18T	No.	1		Tube, chart, metal, 6" dia. x 3' long.
	C 21L	No.	1		Lanyard, 4' long of 1/4" line, for attaching automatic electric lantern to ring-type life buoy.*
	C 21L	No.	1		Line, anchor, 3" line, 80 fathoms long.
	C 21L	No.	1		Line, anchor, 2-1/2" line, 25 fathoms long.
	C 21L	No.	1		Line, heaving, 12 thread line, 20 fathoms long.
	C 21L	No.	2		Lines, mooring, 2-3/4" line, 8 fathoms long.
	B 23B	No.	1		Bell, motor boat.
	B 23B	No.	1		Breaker, water, 3 gal.
	B 23B	No.	1		Buoy, life, ring-type, cork, 24" dia.
					# Not furnished with original outfit of boat, shall be requisitioned by the unit to which the boat is assigned, from the nearest naval ammunition depot.
40					* For use with ring-type life buoy.

ALLOWANCE LIST. U.S.C.G. STANDARD BOATSPart IIPage 2GROUP NAME BOATS (40-FT. BUOY BOAT)Group 882-6

TITLE	CLASS OR STOCK NO.	UNIT OF QUANTITY	ALLOWANCE	NAME, DESCRIPTION, AND REMARKS	ITEM
				<b>HULL OUTFIT (CONT'D):</b>	
C	23F	No.	6	Fenders, side, rope, about 6" dia. x 30" long, with lanyards.	
C	23H	No.	2	Hooks, boat, 10 ft.	
C	23H	No.	1	Horn, fog, mouth.	
C	23L	No.	1	Lead, hand, 9 lb., with 20 fathoms 1/4" cotton sash cord.	
B	23P	No.	8	Preservers, life, jacket-type, kapok.	
C	23S	No.	1	Staff, bow light.	
C	23S	No.	1	Strongback, for forward cockpit cover.	
B	24B	No.	1	Bag, flag, canvas.	
B	24B	No.	1	Bag, scale, canvas.	
B	24C	No.	1	Cover, binnacle, canvas.	
B	24C	No.	1	Cover, after cockpit, canvas.	
B	24C	No.	1	Cover, forward cockpit, canvas.	
B	24C	No.	1	Cover, searchlight, canvas.	
C	37M	No.	1	Megaphone, 18".	
C	41A	No.	1	Axe, boat, long handle, 3-3/4 lb.	
C	41A	No.	1	Axe, boat, short handle, 2-1/2 lb.	
C	42B	No.	1	Bucket, deck, galvanized, with lanyard.	
C	57K	No.	1	Kit, medical.	
B	58E	No.	1	Extinguisher, fire, portable, CO <sub>2</sub> , 4 lb.	

41

REVISED

NOV 29 1944



# PARTICULARS

Length over all- - - - 40' - 4"  
 Beam (over fenders)- - - 12' - 6"  
 Draft- - - - - 4' - 2"  
 Weight, with outfit- - - Abt. 24,750 lbs.  
 Speed- - - - - 13 m.p.h.  
 Cruising radius- - - - 170 miles  
 Power (gasoline)- - - - 180 h.p.  
 Capacity, normal load- - 30 men  
 Cargo, normal load - - - 5,000 lbs.  
 Hoist (gasoline) driven- 1,500 lbs. Capacity  
 Type of planking - - - - Carvel  
 Boat equipped with auxiliary battery charger  
 (Draft, speed, cruising radius based on boat  
 with crew and outfit aboard.)

Boat outfit in accordance with Std.  
 Allowance List for this type of Boat.

