

HOME OF COMBAT AIRLIFT

Economic Impact Statement

Fiscal Year 2018



Little Rock Air Force Base

Team Little Rock



19th Airlift Wing

Mission:

Project and Sustain Agile Combat Airlift

Vision:

Unified Team of Professional Airmen Renowned for Combat Airlift... Today and Tomorrow



314th Airlift Wing

Mission:

Build Professional, Combat-Minded C-130 Crewmembers

Vision:

A world-renowned expert combat airlift team producing adaptable forward-looking, problem-solvers who fully integrate into global operations.



189th Airlift Wing

Mission:

We are mission ready citizen airmen, providing premier training to the C-130 and cyber enterprises, capitalizing on partnerships to support the State and defend the Nation.

Vision:

Be a synergistic team of experienced and innovative, efficient professionals who are eager, willing and able to accept future initiatives.

Team Little Rock (cont.)



913th Airlift Group

Mission:

Provide combat-ready Airmen, tactical airlift and agile combat support

Vision:

Empower Reserve Citizen Airmen and Total Force Partners to Meet any Challenge



Little Rock Air Force Base

Economic Impact

The Economic Impact Statement (EIS) provides unclassified information about the resources and economic impact of Little Rock AFB on the surrounding community.

This document is made available to senior military officials, federal, state, and local officials, as well as local business leaders and visitors to the base.

The installation's economic impact on the local community is calculated from local area spending based on budgetary expenditures.

For the computation of average pay, the local community includes Little Rock, North Little Rock, and Conway. All information captured herein is current as of Sept. 30, 2018.

The total value of Little Rock AFB's economic impact is **\$596.5 million**.

**EIS is prepared by the
19th Comptroller Squadron
Financial Analysis Office.**

**For questions, please contact the
Little Rock AFB Public Affairs Office.**

Telephone: 501.987.6744

Email: 19AW.PA@us.af.mil



Aircraft Assigned		
Activity	Aircraft	No.
19th Airlift Wing (AMC)	C-130J	31
189th Airlift Wing (ANG)	C-130H	17
314th Airlift Wing (AETC)	C-130J	14
913th Airlift Group (AFRC)	C-130J	0
TOTAL AIRCRAFT:		62

Force Structure - Personnel by Classification & Housing location

	Living on Base	Living off Base	Total
1. Appropriated Fund Military			
Active Duty	1,041	2,747	3,788
Active/Traditional Reserve (913 AG)	13	374	387
Trainees/Cadets	1040	771	1,811
TOTAL MILITARY PERSONNEL	2,094	3,892	5,986
2. Active Duty Military Dependents			
Dependents			2,286
TOTAL DEPENDENTS			2,286
3. Appropriated Fund Civilians			
Civil Service Employees			604
TOTAL APPROPRIATED FUND CIVILIANS			604
4. Non-Appropriated Fund Contract			
NAF/AAFES			380
Contract/Private			406
TOTAL NON-APPROPRIATED FUND CONTRACT			786
TOTAL PERSONNEL			9,662

Force Structure - Annual Payroll by Classification & Housing location

1. Appropriated Fund Military	Living on Base	Living off Base	Total
Active Duty	\$ 64,326,628	\$ 169,745,673	\$ 234,072,301
Active/Traditional Reserve (913 AG)	\$ 254,726	\$ 7,138,534	\$ 7,393,260
TOTAL MILITARY PERSONNEL	\$ 64,581,354	\$ 176,884,207	\$ 241,465,561
2. Appropriated Fund Civilians			
Civil Service Employees	-	-	\$ 43,786,019
TOTAL CIVIL SERVICE EMPLOYEES			43,786,019
3. Non-Appropriated Fund Contract			
NAF/AAFES	-	-	\$ 8,925,958
Contract/Private	-	-	\$ 11,493,261
TOTAL NON-APP. FUND CONTRACT			\$ 20,419,219
TOTAL PAYROLL EXPENDITURE			\$ 305,670,799

Expenditures - Construction, Services, and Procurement of Materials, Equipment, and Supplies

1. Construction	Annual Expenditures
Non-Appropriated Fund (From NAF)	\$ 3,200,000
MILCON Projects (Military Construction Program)	\$ 0
Other	\$ 25,212,697
TOTAL CONSTRUCTION EXPENDITURES	\$ 28,412,697
2. Services	
Service Contracts	\$ 11,424,190
Other Services	\$ 6,836,933
Commissary (DECA) Purchased Services	\$ 1,462,682
TOTAL SERVICES EXPENDITURES	\$ 19,723,805
3. Materials, Equipment, and Supplies Procurement	
Commissary (DECA) & Base Exchange (BX)	\$ 925,639
Health (TRICARE, Government cost only)	\$ 145,200,076
Education	\$ 1,676,744
Misc.	\$ 29,753,485
TOTAL MATERIALS, EQUIPMENT and SUPPLIES	\$ 177,555,944
TOTAL EXPENDITURES	\$ 225,692,446

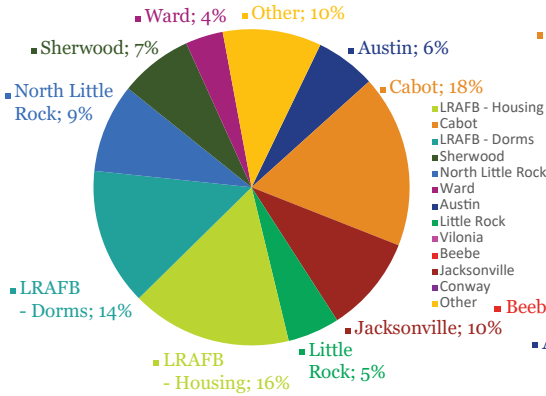
189th Airlift Wing ANG Governor's Report

Force Structure - Personnel by Classification & Housing location

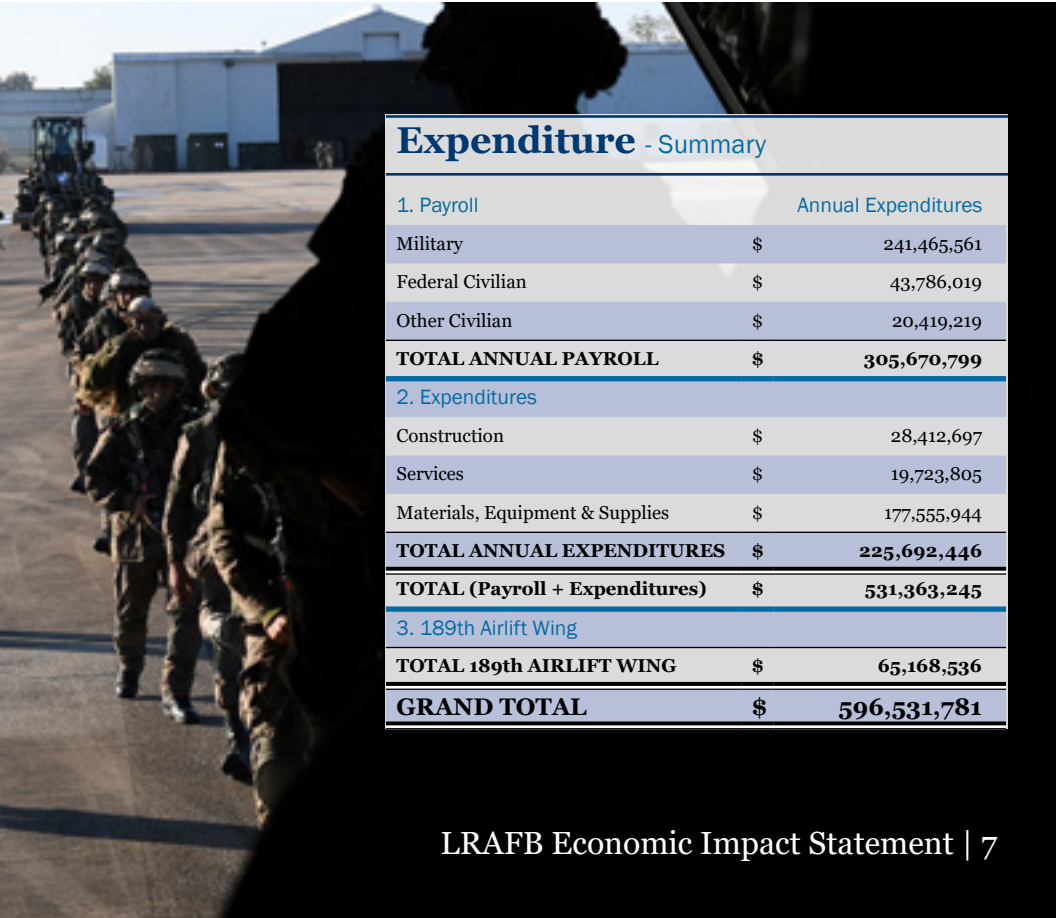
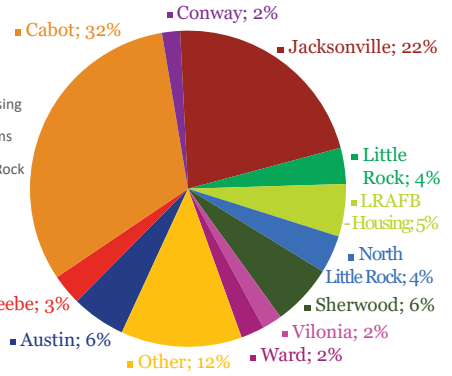
1. Pay & Allowance + Travel		
Inactive Duty Training (IDT) & IDT Travel Costs	\$	5,334,257
Active Guard Reserve (AGR) Pay/Allowances & Travel	\$	17,650,837
Annual Training (AT) & AT Travel	\$	2,421,391
Service School Program	\$	2,195,756
Special Projects/Conferences/Short Tours	\$	3,690,898
Recruiting/Retention & Travel	\$	6,782
Technician Pay	\$	24,702,599
Non-Prior Service Training	\$	531,199
Student Loan Repayment	\$	0
Selected Reserve Incentive Program (Bonuses)	\$	562,500
Military Personnel Appropriation (MPA) days	\$	2,114,452
TOTAL PAY & ALLOWANCE + TRAVEL	\$	59,246,283
2. Airman/Soldier Support		
Individual Clothing/Inactive Duty Training (IADT) Clothing	\$	63,000
Subsistence	\$	5,009
Physical Exam/Medical Supplies and Services	\$	10,017
Recruiting Support Expenses	\$	314,625
Family Centers & Family Support Program	\$	36,133
TOTAL AIRMAN/SOLDIER SUPPORT	\$	428,784
3. Operations & Maintenance Support		
Direct flying operations supplies (aviation fuel)	\$	281,013
Base Operating Cost	\$	3,062,629
Transportation	\$	41,000
Communications & Visual Aids	\$	22,014
IT Equipment Purchases	\$	427,883
GSA Vehicle Expense	\$	48,700
Admin Services (Postal/Records Mgmt/Toners)	\$	12
Civilian Security Personnel Payroll	\$	136,500
Mobilization Offset Costs	\$	1,713
TOTAL OPERATIONS & MAINTENANCE SUPPORT	\$	4,021,465
4. Facilities Maintenance & Repair		
Sustainment, Restoration, Modernization (SRM)	\$	440,600
Facilities Operations & Maintenance Agreement (FOMA) Utilities	\$	353,330
FOMA Supplies and Services & SRM	\$	670,971
Safety & Environmental Expenses	\$	5,900
TOTAL FACILITIES MAINTENANCE & REPAIR	\$	1,470,801
5. Special Programs		
Counter Drug/Narcotics Program	\$	1,204
Major Military Construction	\$	0
AMP Program	\$	0
TOTAL SPECIAL PROGRAMS	\$	1,204
GRAND TOTAL	\$	65,168,536
EQUIPMENT ON HAND	\$	14,100,000
AIRFRAMES ON HAND (ANG ONLY)	\$	138,966,000

Residency Breakdown

Active Duty Member Residency



Civil Service Member Residency



Expenditure - Summary

1. Payroll		Annual Expenditures
Military	\$	241,465,561
Federal Civilian	\$	43,786,019
Other Civilian	\$	20,419,219
TOTAL ANNUAL PAYROLL	\$	305,670,799
2. Expenditures		
Construction	\$	28,412,697
Services	\$	19,723,805
Materials, Equipment & Supplies	\$	177,555,944
TOTAL ANNUAL EXPENDITURES	\$	225,692,446
TOTAL (Payroll + Expenditures)	\$	531,363,245
3. 189th Airlift Wing		
TOTAL 189th AIRLIFT WING	\$	65,168,536
GRAND TOTAL	\$	596,531,781

Quick Facts:

Personnel:

5,986	- Service Members
1,390	- Civilians both DoD and contractors
57,386	- Retirees Supported
203,639	- Veterans in Arkansas

Aircraft:

“Home of C-130 Combat Airlift” – Combat-focused operators and the Formal Training Unit.
We have at any given time 62 C-130H/J aircraft on the flight line or in support of missions around the world

Fiscal:

7th largest employer in the state of Arkansas
Local economic impact of approx. \$596.5 million
9,669 jobs on-base
1,800 students trained annually

Community Support:

In 1952, the local community raised over \$800,000 to purchase and donated the 6,100 acres that Little Rock AFB sits on today. Since it first opened its gates in October 1955, the base and community have enjoyed a prosperous symbiotic relationship. With numerous mission changes to include reconnaissance, strategic bombing, nuclear missiles and tactical airlift, the community support has ensured the Airmen were always supported. With unwavering assistance, the base will continue to succeed largely in part to the local citizens.

Team Little Rock - Total Force:

Air Mobility Command (lead), Air Education & Training Command, Air National Guard, Air Force Reserve Command, Air Combat Command, US Army, US Marine Corps and foreign partners.

Indirect Job Creation

Estimate of Number & Dollar Value

Type of Personnel	Base Jobs	Multiplier*	Indirect Jobs
Active Duty	3,788	0.41	1,553
Reserve	387	0.41	159
Trainees	1,811	0.16	290
Appropriated Fund Civilians	604	0.55	332
Other Civilian	786	0.55	432
TOTAL	7,376		2,766

Estimated Indirect Jobs Created: 2,766

**Average Annual Pay: \$45,020

Estimated Annual Dollar Value of Jobs Created: \$124,525,320

Data Sources:

**Average Annual Pay: Current tables for Average Pay Levels in Metropolitan Areas and Annual Pay, by State and Industry are accessible at : http://www.bls.gov/oes/current/oes_30780.htm

*Multipliers are specific to each base - the LRAFB multipliers above have been used for FY13 - FY18 EIA reports
Multiplier LMI Economic Impact Database, Installations and Indirect/Induced Job Multipliers, Feb 1995.