DEPARTMENT OF THE AIR FORCE
HEADQUARTERS UNITED STATES AIR FORCE
WASHINGTON, D.C.

REPLY TO ATTN OF: ACMC

1 SEP 1978

SUBJECT: Declassification of Statistical Digest (Your ltr, 25 Aug 78)

TO: AF/CVAH(S)

All editions of the USAF Statistical Digest for the years 1945 thru 1963 are UNCLASSIFIED IAW Executive Order 11652 and downgrading instructions in AFR 205-1. Statistical Digests from 1964 thru 1977 are CLASSIFIED IAW instructions on the individual pages. Additional security information can be obtained from the office of primary responsibility.

K M Olver

K.M.OLVER, Colonel, USAF
Chief, Cost Analysis & Mgt Div
Directorate of Cost & Management Analysis

Underwrite Your Country's Might - Buy U.S. Savings Bonds

[redacted]

[redacted]

DS 63 3078 A1

REPORTS CONTROL SYMBOL
SSU — 23

[redacted]

UNITED STATES AIR FORCE STATISTICAL DIGEST

FISCAL YEAR 1962

SEVENTEENTH EDITION

This document contains information affecting the national defense of the United States within the meaning of the Espionage Laws, Title 18 U.S.C., Sections 793 and 794, the transmission or the revelation of which in any manner to an unauthorized person is prohibited by law.

Retain or destroy this copy in accordance with AFR 205 - 1. Do not return.

DOWNGRADED AT 12 YEAR INTERVALS; NOT AUTOMATICALLY DECLASSIFIED. DOD DIR 5200.10

PREPARED BY
DIRECTORATE OF DATA AUTOMATION
COMPTROLLER OF THE AIR FORCE
HEADQUARTERS, USAF
WASHINGTON 25, D. C.

[redacted]

FOREWORD

The USAF STATISTICAL DIGEST summarizes in one document selected statistical data collected and published by various offices of the Headquarters, UNITED STATES AIR FORCE and certain major commands.

This is the seventeenth edition in an annual series of this publication which began in 1946. A calendar year by month through August 1945 edition, Army Air Force Statistical Digest — World War II (Pearl Harbor, December 7, 1941 to VJ Day, 31 August 1945) summarized World War II data, including 1939. This publication was followed by a supplement that completed data for the calendar year 1945 as well as other available data for the entire year and previous years. Calendar years 1946 and 1947 continued summaries for the respective years and all available data for previous years, subsequent to 1907. The publication was made an annual report until 1955 when it was requested that summaries of previous years be restored but they were discontinued again as of FY 1960 except for new tables that might be introduced. In this event an attempt was made to give a complete synopsis of the new table data.

From 1946 through 1948 the publication was kept on a calendar year basis and after that time it was converted to a fiscal — January 1949 through June 1950 being the first under this style of organization.

The sequence of materials and parts of the FY 1962 edition are essentially the same as that of FY 1961 except for the reduction of the frequency of several tables. Some titles may not reference USAF, but it is generally understood that all tables are of USAF derivation. The Chronology of USAF major events is a new feature in the current edition. Downgrading and declassification instructions have been added to the classified tables in this issue.

Sources of the published data are the published and unpublished records of the Directorate of Data Automation, formerly, the Directorate of Data Systems and Statistics, except as otherwise noted in the source indicated at the end of each table.

Correspondence relative to the content of this document as well as suggestions for future editions should be addressed to the Directorate of Data Automation (AFADA). Comptroller of the Air Force, Headquarters, United States Air Force, Washington 25, D. C.

TABLE OF CONTENTS

FOREWORD III
TABLE OF CONTENTS . . . . . V – XVI
MAJOR AIR COMMANDS AND SEPARATE OPERATING AGENCIES OF THE UNITED STATES AIR FORCE HISTORIES . . . . . XVII – XVIII
DEPARTMENT OF THE AIR FORCE (ORGANIZATION CHART) XIX
AIR STAFF DEPARTMENT OF THE AIR FORCE (ORGANIZATION CHART) XX
USAF ACTIVE MAJOR INSTALLATIONS (MAP) XXI
CHRONOLOGY OF UNITED STATES AIR FORCE MAJOR EVENTS-FY 1962 . . . . . XXII – XXX

PART I – AIR FORCE UNITS AND CAPABILITIES

AIR FORCE UNITS AND CAPABILITIES . . . . . 1 – 20

INTRODUCTION AND DEFINITIONS 1

Table 1 – Active USAF Organizations By Major Air Command And Separate Operating Agency, World-wide – 30 Jun 1962 2
Table 2 – USAF Combat Forces, Combat Flying Support Forces, And Operational Flying Support Forces By Kind Of Unit, At End Of Quarter – FY 1962 3
Table 3 – USAF Combat Forces, Combat Flying Support Forces, And Operational Flying Support Forces By Kind Of Unit, World-wide, At End Of Month – FY 1962 . . . . . 4 – 9
Table 4 – USAF Combat Forces, Combat Flying Support Forces, And Operational Flying Support Forces By Kind Of Unit, By Command Of Assignment, World-wide, At End Of Quarter – FY 1962 . . . . . 10 – 12
Table 5 – USAF Combat Forces And Selected Combat Flying Support Forces Organized And Equipped – Aircraft Authorized, Possessed, And Ready And Crews Authorized, Formed, And Ready, By Weapons System, At End Of Quarter – FY 1962 . . . . . 13 – 17
Table 6 – USAF Combat Missile Forces Organized And Equipped, Missiles Authorized, On Alert And With Emergency Combat Capability And Operational Launches Authorized, By Weapons System, At End Of Quarter-FY 1962 18 – 19
Table 7 – Relative Operational Capabilities Of USAF Combat Wings And Squadrons By Kind Of Unit, Semiannually – FY 1962 20

PART II – FLIGHT OPERATIONS

FLIGHT OPERATIONS . . . . . 21 – 28

INTRODUCTION AND DEFINITIONS 21

Table 8 – USAF Flight Operations Of Active Aircraft By Type And Model, World-wide, By Quarter – FY 1962 . . . . . 22 – 27
Table 9 – USAF Flight Operations By Type Of Activity, World-wide, By Quarter – FY 1962 . . 28

PART III – SAFETY

FLYING SAFETY . . . . . 29 – 55

INTRODUCTIONS AND DEFINITIONS 29

Table 10 – Aircraft Accidents, Fatalities, And Aircraft Destroyed By Command, World-wide, By Quarter – FY 1962 . . . . . 30 – 32
Table 11 – Aircraft Accidents (Major And Fatal) Fatalities, And Aircraft Damaged, By Type And Model Aircraft, World-wide, By Quarter – FY 1962 . . . . . 33 – 39

TABLE OF CONTENTS (Continued)

PART III — SAFETY (Continued)

Table 12 — USAF Bailment And Loan Aircraft Accidents By Type And Model Aircraft, World-wide, By Quarter — FY 1962 40

Table 13 — Causing Factors Of Major Aircraft Accidents By Type And Model Aircraft, World-wide, By Quarter — FY 1962 . . . . . 41 — 44

Table 14 — Major Aircraft Accidents By Type And Model Aircraft, By Related Factor World-wide, By Quarter — FY 1962 . . . . . 45 — 48

Table 15 — Major Aircraft Accidents By Type And Model Aircraft, By Phase Of Operation, World-wide, By Quarter — FY 1962 . . . . . 49 — 52

Table 16 — Personnel Fatalities And Injuries In Aircraft Accidents, By Type And Model Aircraft, World-wide, By Quarter — FY 1962 . . . . . 53 — 55

GROUND SAFETY . . . . . 56 — 70

INTRODUCTIONS AND DEFINITIONS 56 — 57

ACCIDENTS 58

Table 17 — USAF Ground Accidents By Activity, World-wide - FY 1962 58

INJURIES . . . . . 59 — 62

Table 18 — Military Personnel Disabling And Non-Disabling Injury Experienced By Command, World-wide - FY 1962 59

Table 19 — On-Duty Military Personnel Disabling Injury Experience By Command. World-wide FY 1962 60

Table 20 — Off-Duty Military Personnel Disabling Injury Experience By Command. World-wide FY 1962 61

Table 21 — On-Duty Civilian Personnel Disabling And Non-Disabling Injury Experience By Command, World-wide — FY 1962 62

COSTS . . . . . 63 — 64

Table 22 — USAF Motor Vehicle Ground Accident Experience And Cost By Command, World-wide — FY 1962 63

Table 23 — Ground Accident Cost Analyses By Command, World-wide — FY 1962 64

LOSSES AND COSTS . . . . . 65 — 70

Table 24 — Military Personnel Disabling Injury Losses And Costs Resulting From USAF Motor Vehicle Accidents, By Command, World-wide — FY 1962 65

Table 25 — On-Duty Civilian Personnel Disabling Injury Losses And Costs Resulting From USAF Motor Vehicle Accidents By Command, World-wide — FY 1962 66

Table 26 — Military Personnel Disabling Injury Losses And Costs Resulting From Private Motor Vehicle Accidents By Command, World-wide — FY 1962 67

Table 27 — Military Personnel Disabling Injury Losses And Costs Resulting From All Other (Non-Vehicular) Accidents By Command, World-wide — FY 1962 68

Table 28 — On-Duty Civilian Personnel Disabling Injury Losses And Costs Resulting From All Other (Non-Vehicular) Accidents By Command, World-wide — FY 1962 69

DAMAGES 70

Table 29 — USAF Aircraft Damage Resulting From Ground Accidents By Command, World-wide, FY 1962 70

TABLE OF CONTENTS (Continued)

PART IV — MATERIEL

AIRCRAFT AND MISSILES . . . . . 71 —121

INTRODUCTION AND DEFINITIONS 71

Table 30 — USAF Aircraft Acceptances Of Models In Production, By Manufacturer, By Recipient, By Month-FY 1962 . . . . . 72 — 73
Table 31 — USAF Guided Missile And Target Drone Acceptances By Manufacturer, By Month — FY 1962 74
Table 32 — USAF Guided Aircraft Rocket Acceptances By Manufacturer, By Month — FY 1962 75
Table 33 — USAF Aircraft Procurement Programs By Fiscal Year Funding — FY 1959 Through FY 1962 . . . . . 76 — 77
Table 34 — USAF Guided Aircraft Rocket Procurement Programs By Fiscal Year Funding — FY 1959 Through FY 1962 78
Table 35 — USAF Guided Missile Procurement Programs By Fiscal Year Funding — FY 1959 Trhough FY 1962 79
Table 36 — USAF Target Done Procurement Programs By Fiscal Year Funding — FY 1959 Through FY 1962 80
Table 37 — Functional Distribution Of USAF Aircraft By Type, World-wide, By Quarter — FY 1968 . . . . . 81 — 82
Table 38 — Functional Distribution Of USAF Aircraft By Type, Model, And Selected Series, World-wide — 30 Jun 1962 . . . . . 83 — 87
Table 39 — Functional Distribution Of USAF Missiles By Type Model, And Series, World-wide, At End Of Quarter — FY 1962 . . . . . 88 — 90
Table 40 — Functional Distribution Of USAF Aircraft At End Of Quarter And Hours Flown During Quarter, By Command, World-wide — FY 1962 . . . . . 91 — 93
Table 41 — Age (In Months) Distribution Of USAF Aircraft By Type, Model, And Selected Series, World-wide — 30 Jun 1962 . . . . . 94 — 96
Table 42 — Age (In Months) Distribution Of USAF Missiles, World-Wide - 30 Jun 1962 97
Table 43 — Age (In Months) Distribution Of USAF Drones, World-wide - 30 Jun 1962 97
Table 44 — USAF Aircraft Accumulative Net Gains And Losses By Type, Model, And Selected Series Aircraft, World-wide — 30 Jun 1962 . . . . . 98 —105
Table 45 — USAF And Component Aircraft Gains And Losses By Type, Model, And Series, World-wide, Semiannually — FY 1962 . . . . . 106 —117
Table 46 — USAF Drone And Missile Gains And Losses By Type, Model, And Series, World-wide, Semiannually — FY 1962 . . . . . 118 —121

PROPULSION UNITS 122- 134

INTRODUCTION AND DEFINITIONS 122

Table 47 — USAF Propulsion Unit Acceptances By Type And Recipient — FY 1962 123
Table 48 — USAF Propulsion Unit Acceptances Of Models In Production By Manufacturers, By Month — FY 1962 . . . . . 124 —125
Table 49 — USAF Propulsion Units By Account, By Major Type, By Status, World-wide, Semiannually — FY 1962 . . . . . 126 —127
Table 50 — USAF Propulsion Units By Major Type, By Status, World-wide, Semiannually — FY 1962 . . . . . 127 —128
Table 51 — USAF Propulsion Units By Account And Type, By Status, World-wide, Semiannually — FY 1962 . . . . . 129 —134

AVIATION FUEL AND OIL . . . . . 135 —138

INTRODUCTION AND DEFINITIONS 135

Table 52 USAF Aviation Fuel Issues By Location, World-wide, By Quarter — FY 1962 136

TABLE OF CONTENTS (Continued)

PART IV — MATERIEL (Continued)

AVIATION FUEL AND OIL (Continued)

Table 53 — USAF Aviation Fuel Receipts From Industry And Others, By Source, By Location, World-wide — FY 1962 136
Table 54 — USAF Aviation Fuel By Location, World-wide, Semiannually — FY 1962 137
Table 55 — USAF Aviation Oil By Location, World-wide, Semiannually — FY 1962 137
Table 56 — USAF Aviation Oil Issues By Location, World-wide, By Quarter — FY 1962 138
Table 57 — USAF Aviation Oil Receipts From Industry, And Others By Source, By Location, World-wide — FY 1962 138

VEHICLES . . . . . 139—145

INTRODUCTION AND DEFINITIONS 139

Table 58 — USAF Vehicles By Status, World-wide, At End Of Quarter — FY 1962 140
Table 59 — USAF Vehicles By Status Within Major Air Command, World-wide — 30 Jun 1962 141
Table 60 — USAF Vehicles By Status, Design And Application, World-wide — 30 Jun 1962 . . . . . 142—143
Table 61 — USAF Vehicles By Design And Application, By Command, World-wide — 30 Jun 1962 . . . . . 144—145

WAR READINESS MATERIEL . . . . . 146—148

INTRODUCTION AND DEFINITIONS 146

Table 62 — Prestockage And Per Cent Of Requirements Of War Readiness Materiel For Selected Items, World-wide—15 Jul 1962 147
Table 63 — USAF Selected Items Of Ammunition By Location, World-wide, Semiannually — FY 1962 148

UNIT AUTHORIZATION LIST . . . . . 149—152

INTRODUCTION AND DEFINITIONS 149

Table 64 — Monetary Value Of Unit Authorization List (UAL) Equipment By Command, World-wide — 15 Oct 1961 150
Table 65 — Monetary Value Of Unit Mission Equipment (UME) By Command, World-wide — 15 Oct 1961 151
Table 66 — Monetary Value Of Unit Support Equipment (USE) By Command, World-wide — 15 Oct 1961 152

MACHINE TOOLS . . . . . 153—154

INTRODUCTION AND DEFINITIONS 153

Table 67 — USAF—Owned Machine Tools At Industrial Installations — 30 Jun 1962 154
Table 68 — USAF-Owned Machine Tools At Military Installations — 30 Jun 1962 154

TABLE OF CONTENTS (Continued)

PART IV — MATERIEL (Continued)

STATUS OF THE USAF STRATEGIC AND CRITICAL MATERIELS STOCKPILING PROGRAM 155–158

INTRODUCTION 155

Table 69 — Status Of The Strategic And Critical Material Stockpiling Program By Depot, By Material — 30 Jun 1962 . . . . . 156 –157

Table 70 — Status Of The Strategic And Critical Materiel Program By Depot — 30 Jun 1962 158

SURPLUS AND EXCESS MATERIEL . . . . . 159 -160

INTRODUCTION AND DEFINITIONS 159

Table 71 — Excess And Surplus Property Activity, Disposals vs Excess, And Surplus On Hand, World-wide — During 1962 160

PART V — TRANSPORTATION

INTRODUCTION AND DEFINITIONS 161

Table 72 — Military Air Transport Service (MATS) Selected Transport Operations Of The Single Manager Operating Agency By User — FY 1962 162

Table 73 — Military Air Transport Service (MATS) Selected Transport Operations Of The Single Manager Operating Agency By Activity — FY 1962 162

Table 74 — Military Air Transport Airlift Service Industrial Fund Aircraft, And Flying Hour Data — FY 1962 163

Table 75 — Military Air Transport Service (MATS) Cost Of Commercial Airlift Procured For Single Manager Operating Agency By Contractor — FY 1962 164

Table 76 — Statement Of Revenue And Expenses—Military Air Transport Service USAF Industrial Fund — FY 1962 165

Table 77 — Movement Of USAF Sponsored Passenger Via Ocean Transportation, By Direction Of Passenger Lift And Accommodations-FY 1962 166

Table 78 — Movement Of USAF Sponsored Passengers Via Ocean Transporation By Accommodation And Category Of Passengers World-wide — FY 1962 166

Table 79 — Movement Of USAF Sponsored Passengers Via Ocean Transporation To And From Continental U S By Source, Destination, And Accommodation — FY 1962 167

Table 80 — Movement Of USAF Sponsored Dry Cargo Via Ocean Transportation By Direction Of Lift And By Commodity, World-wide — FY 1962 167

Table 81 — Movement Of USAF Sponsored Dry Cargo Via Ocean Transportation To And From Continental U S By Source And Destination, By Commodity — FY 1962 . . . . . 168 –169

Table 82 — Movement Of USAF Bulk Petroleum Via Ocean Transportation By Area, World-wide — FY 1962 170

Table 83 — Movement Of USAF Bulk Petroleum Via Ocean Transportation By Type Of Product, World-Wide — FY 1962 170

PART VI — INSTALLATIONS

INTRODUCTION AND DEFINITIONS . . . . . 171 –173

Table 84 — USAF Major Active Installations By Type, By Command, World-wide — 30 Jun 1962 174

TABLE OF CONTENTS (Continued)

PART VI — INSTALLATIONS (Continued)

Table 85 — USAF Installations By Type, By Status, World-wide — 30 Jun 1962 175

Table 86 — Status Of The USAF Military Construction Program, Cumulative, World-Wide — FY 1962 And Prior 176

Table 87 — Progress Of USAF Military Construction Program, World Wide — FY 1962 177

Table 88 — Cost To U S Government Of Military Real Property Controlled By Department Of The Air Force, World-wide — 30 Jun 1962 177

Table 89 — Acreage Of Military Real Property Controlled And Located At Department Of The Air Force Installations, World-wide — 30 Jun 1962 178

Table 90 — Cost To U S Government Of Land Controlled By Department Of The Air Force, World-wide — As Of 30 Jun 1962 178

Table 91 — Cost Of Maintenance And Operation Of USAF Real Property By Command World-wide-FY 1962 179

Table 92 — USAF Storage Space, Utilization, And Occupancy, Worldwide - 30 Jun 1962 180

PART VII — MILITARY ASSISTANCE PROGRAM (MAP)

INTRODUCTION AND DEFINITIONS 181

Table 93 — Military Assistance Grant Aid Program By Recipient Country - Program, And Deliveries, Worldwide-FY 1950 Through FY 1962 And Deliveries World-wide By Quarter — FY 1962 182—183

Table 94— Military Assistance Grant Aid Program By Major Category, Program and Deliveries, Worldwide - FY 1950 Through FY 1962 And Deliveries Worldwide, By Quarter, FY 1962 184

Table 95 — Military Assistance Grant Aid Materiel Programs And Deliveries By Source Of Assistance, World-Wide — FY 1950 Through FY 1962 185

Table 96 — Mutual Security Sales - Cases Approved And Deliveries - FY 1950 Through FY 1962 And Deliveries, By Quarter — FY 1962 186

Table 97 — Military Assistance Grant Aid Program Supported Aircraft Inventory By Status, By Type, Model, And Series Aircraft, World-wide, At End Of Quarter — FY 1962 187

Table 98 — Military Assistance Grant Aid Program Supported Aircraft Inventory By Status, By Type, Model, And Series Aircraft, By Country, World-wide, At End Of Quarter — FY 1962 188—192

Table 99 — Military Assistance Grant Aid Programs, Aircraft Attrition By Type, Model, And Series Of Aircraft World-wide — FY 1962 193

Table 100— Military Assistance Grant Aid Programs, Aircraft Hours Flown By Type, Model, And Series Of Aircraft, World-wide, By Quarter — FY 1962 194

Table 101 — Military Assistance Grant Aid Program Aircraft Hours Flown By Type, Model, And Series Of Aircraft, By Country, World-wide, By Quarter — FY 1962 195—198

Table 102 — Military Assistance Grant Aid Program Aircraft Deliveries By Type, Model, And Series Of Aircraft — FY 1950 Through FY 1962 And By Quarter — FY 1962 199—200

Table 103 — Military Assistance Grant Aid Program Aircraft Deliveries By Recipient Countries, By Type, Model, And Series Of Aircraft, World-wide — FY 1950 Through FY 1962 And By Quarter — FY 1962 201—208

Table 104— Aircraft Deliveries To Eligible Foreign Countries Under Military Assistance Sales, World-wide — FY 1950 Through FY 1962 209

Table 105— Military Assistance Grant Aid Program, Formal Training Accomplishments By Type Of Training, By Recipient Country, World-wide — FY 1950 Through FY 1962 210—211

Table 106— Military Assistance Grant Aid Program Training — Contract Technical Services, Personnel Completing Assignments, By Recipient Area — Cumulative Accomplishment, World-wide — FY 1950 Through FY 1962 211

Table 107— Military Assistance Grant Aid Program Training — Mobile Training Teams Furnished By Recipient Country, World-wide — FY 1950 Through FY 1962 212

Table 108— USAF Civilian Employees In Salaried And Wage Board Groups Employed Under Military Assistance Program (MAP), World-wide, At End Of Quarter — FY 1962 213

TABLE OF CONTENTS (Continued)

PART VIII – MILITARY PERSONNEL

INTRODUCTION AND DEFINITIONS 215–217

STRENGTH 218–237

Table 109 – Operating Location Strength By State, In The United States, At End Of Quarter – FY 1962 218–219
Table 110 – Operating Location Strength By Country, Overseas, At End Of Quarter – FY 1962 220–221
Table 111 – USAF Officers By Grade In Which Serving, By Command, World-wide – 30 Jun 1962 222
Table 112 – USAF Regular And Reserve General Officers By Grade In Which Serving, World-wide, At End Of Quarter – FY 1962 223
Table 113 – USAF Regular General Officers By Permanent Grade, By Grade In Which Serving, World-wide, At End Of Quarter – FY 1962 223
Table 114 – Airmen By Grade In Which Serving, By Command, World-wide – 30 Jun 1962 224
Table 115 – USAF Officers By Grade In Which Serving By Age, World-wide, Semiannually – FY 1962 225–226
Table 116 – USAF Military Personnel By Type, By Personnel Identity, By Command, World-Wide, At End of Quarter–FY 1962 227–232
Table 117 – USAF Personnel in Pipeline Status By Functional Category, At End Of Quarter – FY 1962 232
Table 118 – USAF Military Personnel By Grade In Which Serving, By Component, World-wide, At End Of Quarter – FY 1962 233–235
Table 119 – USAF Regular Commissioned Officers By Grade In Which Serving, By Control Branch, World-wide, At End Of Quarter – FY 1962 236
Table 120 – USAF Female Personnel By Type, By Grade In Which Serving, World-wide – 30 Jun 1962 237

PERSONNEL BY AERONAUTICAL STATUS 238–244

Table 121 – USAF Officers By Aeronautical Rating, By Flying Status, By Grade In Which Serving, World-wide, At End Of Quarter – FY 1962 238
Table 122 – USAF Officers By Aeronautical Status, World-wide, At End Of Quarter – FY 1962 239
Table 123 – USAF Officers By Aeronautical Rating, By Flying Status, By Command, World-Wide, Semiannually – 31 Dec 1961 And 30 Jun 1962 240–241
Table 124 – USAF Officers On Flying Status By Aeronautical Rating, By Age, World-Wide, Semiannually – 31 Dec 1951 And 30 Jun 1962 242
Table 125 – Pilots On Flying Status By Grade In Which Serving, By Type Of Duty, By Age Group, World-wide – 30 Jun 1962 243
Table 126 – Navigators On Flying Status By Grade In Which Serving, By Type Of Duty, By Age Group, World-wide – 30 Jun 1962 244

SPECIALTIES AND SKILL LEVEL 245–250

Table 127 – Authorized And Assigned USAF Officers By Occupational Field Based On Duty Specialty, World-wide, Semiannually – 31 Dec 1961 And 30 Jun 1962 245–247
Table 128 – Authorized And Assigned Permanent Party Airmen By Control AF Specialty Within Career Field, By Skill Level, World-wide, Semiannually – 31 Dec 1961 And 30 Jun 1962 248–250

PROMOTIONS 251

Table 129 – Regular USAF Officers Selected For Permanent Promotions, World-Wide – FY 1962 . 251

TABLE OF CONTENTS (Continued)

PART VIII — MILITARY PERSONNEL (Continued)

PROMOTIONS (Continued)

Table 130 — Temporary Promotions Of USAF Officers To General Officers By Grade To Which Promoted, World-Wide — FY 1962 251
Table 131 — USAF Officers Selected For Temporary Promotions, World-Wide — FY 1962 251

STATUS CHANGES 252

Table 132 — Status Changes Of USAF Military Personnel By Type Of Status Change-FY 1962 . . 252

GAINS AND LOSSES 253–257

Table 133 — Gains And Losses Of USAF Military Personnel By Type Of Gain And Loss World-Wide-FY 1962 253–255
Table 134 — Gains And Losses Of Airmen By Grade, World-Wide, By Quarter — FY 1962 256
Table 135 — Gains And Losses Of Airmen By Grade, World-Wide, By Quarter — FY 1962 256
Table 136 — Losses Of USAF Officers By Flying Status By Aeronautical Status, By Age Group, World-Wide - FY 1962 257

ENLISTMENTS AND REENLISTMENTS 258–260

Table 137 — Enlistments And Reenlistments By Grade, By Sex, World-Wide — FY 1962 258
Table 138 — Enlistments And Reenlistments By Term Of Enlistment By Sex, World-Wide — FY 1962 258
Table 139 — Enlistments By Educational Level, World-Wide, By Quarter — FY 1962 259
Table 140 — Non-Prior Service Enlistments By Armed Forces Qualification Test (AFQT) Mental Group, By Quarter — FY 1962 260

NON-BATTLE DEATHS 261–263

Table 141 — Non-Battle Deaths Of USAF Officers By Aeronautical Rating, By Grade In Which Serving At Time Of Death, World-Wide, Semiannually — FY 1962 261
Table 142 — Non-Battle Deaths Of USAF Officers And Airmen By Grade In Which Serving At Time Of Death, World-Wide, Semiannually — FY 1962 261
Table 143 — Non-Battle Deaths Of USAF Officers By Age Group, By Grade In Which Serving At Time Of Death, World-Wide, Semiannually — FY 1961 262
Table 144 — Non-Battle Deaths Of Airmen By Age Group, By Grade In Which Serving At Time Of Death, World-Wide, Semiannually — FY 1962 262
Table 145 — Non-Battle Deaths Of USAF Officers By Age Group, By Causative Agent, World-Wide, Semiannually — FY 1962 263
Table 146 — Non-Battle Deaths Of Airmen By Age Group, By Causative Agent, World-Wide, Semiannually — FY 1962 263

RETIREMENTS 264

Table 147 — USAF Retired Military Personnel By Grade For Pay, By Type Of Retirement, By Component, World-Wide — 30 Jun 1962 264

MILITARY PERSONNEL SAMPLE SURVEY 265–283

INTRODUCTION 265

Table 148 — Percentaged Distribution Of USAF Male Commissioned Officers By Year In Which Serving In Active Military Service, By Selected Characteristics And Attitudes, World-Wide - 31 May 1962 266–273

TABLE OF CONTENTS (Continued)

PART VIII — MILITARY PERSONNEL (Continued)

MILITARY PERSONNEL SAMPLE SURVEY (CONTINUED)

Table 149 — Percentaged Distribution Of Male Airmen By Year In Which Serving In Active Military Service, By Selected Characteristics And Attitudes, World-Wide — 31 May 1962 274–283

PART IX — MILITARY TRAINING

MILITARY TRAINING 285–303

INTRODUCTION AND DEFINITIONS 285

INDOCTRINATION TRAINING 286

Table 150 — USAF Military Indoctrination Training Of USAF Personnel — FY 1962 286

FLYING TRAINING 287–292

Table 151 — USAF Flying Training Of USAF Personnel By Course, — FY 1962 287–289
Table 152 — USAF Flying Training Fatalities Of USAF Personnel By Course, By Quarter — FY 1962 290
Table 153 — USAF Flying Training Of U. S Army And U. S. Navy Personnel By Course — FY 1962 290
Table 154 — USAF Flying Training Of Foreign Nationals By Course, — FY 1962 291–292

TECHNICAL TRAINING 293–295

Table 155 — Technical Training Of USAF Officers By Occupational Field, By Air Training Command — FY 1962 293
Table 156 — Technical Training Of Airmen By Career Field, By Air Training Command — FY 1962 294
Table 157 — Technical Training Of US Army Personnel, By Air Training Command — FY 1962 . . 295
Table 158 — Technical Training Of US Navy Personnel, By Air Training Command — FY 1962 . . 295

PROFESSIONAL, TECHNOLOGICAL, AND COLLEGIATE TRAINING 296–300

Table 159 — USAF Professional Technological, And Collegiate Training Of USAF Officers . . . . By Course, By Air University — FY 1962 296
Table 160 — USAF Professional, Technological, And Collegiate Training Of Airmen By Course, By Air University — FY 1962 297
Table 161 — USAF Professional, Technological, And Collegiate Training Of WAF Personnel By Course, By Air University — FY 1962 298
Table 162 — USAF Professional, Technological, And Collegiate Training Of US Army And US Navy Officers, By Type Of School, By Air University — FY 1962 299
Table 163 — Technical Training Of USAF Civilian Personnel By Air Training Command, By Quarter — FY 1962 299
Table 164 — USAF Professional, Technological, And Collegiate Training Of Foreign Nationals By Air University, By Quarter — FY 1962 300
Table 165 — Technical Training Of Foreign Nationals By Air Training Command, By Quarter — FY 1962 300

TRAINING OTHER THAN US SCHOOLS 301–303

Table 166 — Training Of USAF Military Personnel In US Army Schools — FY 1962 301–302

TABLE OF CONTENTS (Continued)

PART IX — MILITARY TRAINING (Continued)

TRAINING OTHER THAN US SCHOOLS (CONTINUED)

Table 167 — Training Of USAF Military Personnel In US Navy Schools — FY 1962 303

PART X — CIVILIAN PERSONNEL

INTRODUCTION AND DEFINITIONS 305–306

Table 168 — USAF Civilian Employees, World-Wide, At End Of Quarter — FY 1962 307
Table 169 — Civilian Employees By Duty Location Outside Continental US, At End Of Quarter — FY 1962 307
Table 170 — Civilian Employees By Duty Location Outside Continental US, At End Of Quarter — FY 1962 308–309
Table 171 — Civilian Employees By Category, By Grade, World-Wide, At End Of Quarter — FY 1962 310
Table 172 — Civilian Employees By Type Of Appointment, By Employee Group, World-Wide, At End Of Quarter—FY 1962 311
Table 173 — WAE (When Actually Employed) Employees Are Presidential Appointees, World-Wide, At End Of Quarter—FY 1962 312
Table 174 — Civilian Employees With Veterans Preference By Preference Points, Within Major Air Command, World-Wide, At End Of Quarter — FY 1962 313
Table 175 — Civilian Employees By Sex, By Location, World-Wide, At End Of Quarter — FY 1962 314–316
Table 176 — Civilian Employees By Citizenship Or NonCitizenship Status, By Command Overseas At End Of Quarter — FY 1962 316–318
Table 177 — Departmental Civilian Employees By Type Of Employees, By Employee Group, At End Of Quarter — FY 1962 318
Table 178 — Departmental Civilian Employees By Type Of Service, At End Of Quarter — FY 1962 319
Table 179 — Departmental Civilian Employees With Veterans Preference, By Preference Points, At End Of Quarter — FY 1962 319
Table 180 — Accessions Of USAF Civilian Employees By Type, World-Wide, By Quarter — FY 1962 320
Table 181 — Separations Of USAF Civilian Employees By Type, World-Wide, By Quarter — FY 1962 321
Table 182 — USAF Incentive Awards Program, World-Wide — FY 1962 322
Table 183 — Air Force Aid Society Summaries, World-Wide — FY 1962 323
Table 184 — Summary Of USAF Civilian Retirement Fund Transactions — As Of 31 Dec 1960 . . . 323

PART XI — SECURITY AND DISCIPLINE

SECURITY AND LAW ENFORCEMENT 325–333

INTRODUCTION AND DEFINITIONS 325–326

Table 185 — Security And Law Enforcement Activities, World-Wide, By Quarter — FY 1962 327–333
Table 186 — USAF Military Personnel Absent Without Leave And Man-Days Lost, World-Wide, By Quarter — FY 1960 And FY 1962 333

OFFICE OF SPECIAL INVESTIGATIONS 334–337

INTRODUCTION AND DEFINITIONS 334–335

Table 187 — Special Investigations Conducted By The Office Of Special Investigations (OSI), Continental US, Puerto Rico, And The Northeast Portion Of North America — FY 1961 336–337

TABLE OF CONTENTS (Continued)

PART XI — SECURITY AND DISCIPLINE (Continued)

JUDGE ADVOCATE GENERAL 339–342

INTRODUCTION AND DEFINITIONS 339

Table 188 — Offenses Tried By Court-Martial By Command, World-Wide, By Quarter — FY 1962 . 340–341
Table 189 — USAF Personnel Tried By Court-Martial For All Offenses And For Absence Without Leave (AWOL) And Desertion Only, World-Wide, By Quarter — FY 1962 . . 342

PART XII — COMPONENTS — AF RESERVES AND OFFICER TRAINING CORPS (ROTC)

INTRODUCTION AND DEFINITIONS 343–348

AF RESERVES 349–373

Table 190 — AF Reserve Officers By Grade, By Year Of Birth, World-Wide—28 Feb 1962 349
Table 191 — AF Reserve Airmen By Grade, By Year Of Birth, World-Wide — 28 Feb 1962 350
Table 192 — AF Reserve Officers In Pay Status And Nonpay Status Assignments By Grade, World-Wide, At End Of Quarter — FY 1962 351
Table 193 — AF Reserve Airmen In Pay Status And Nonpay Status Assignment By Grade, World-Wide, At End Of Quarter — FY 1962 352
Table 194 — AF Reserve Officers In Pay Status And Nonpay Status Assignments By Program Element, By Grade, World-Wide — 30 Jun 1962 353–354
Table 195 — AF Reserve Airmen In Pay Status And Nonpay Status Assignments By Program Element, By Grade, World-Wide — 30 Jun 1962 354–355
Table 196 — AF Reserve Mobilization Job Proficiency Training (JPT) Personnel, By Command Of Assignment, World-Wide, At End Of Quarter — FY 1962 356–357
Table 197 — AF Reserve Officers In Pay Status Assignment By Flying Status, By Grade, World-Wide, At End Of Quarter — FY 1962 358
Table 198 — AF Reserve Officers In Pay Status Assignment By Flying Status, By Program Element, By Grade, World-Wide — 30 Jun 1962 359–360
Table 199 — AF Reserve Inactive Duty Training, By Program Element, World-Wide, By Quarters — FY 1962 361–364
Table 200 — AF Reserve Active Duty Training By Program Element, World-Wide, By Quarter — FY 1962 365–369
Table 201 — AF Reserve Officer And Airman Gains And Losses, World-Wide, By Quarter — FY 1962 370–371
Table 202 — Functional Distribution Of Air Force Reserve Aircraft By Type And Model — 30 Jun 1962 And Hours Flown By Type And Model — During FY 1962 372
Table 203 — Age (In Months) Distribution Of Air Force Reserve Aircraft By Type, Model, And Selected Series, Continental US — 30 Jun 1962 373

AIR NATIONAL GUARD 374–380

Table 204 — Air National Guard Officers By Grade, By Year Of Birth, United States, And Possession Of Puerto Rico — 30 Jun 1962 374
Table 205 — Air National Guard Airmen By Grade, By Year Of Birth, United States And Possession Of Puerto Rico — 30 Jun 1962 375
Table 206 — Authorized And Assigned Air National Guard Personnel In Federally Recognized Units By State And The U S Possession Of Puerto Rico — 30 Jun 1962 376–377
Table 207 — Air National Guard Training By Type, United States And Possessions, By Quarter — FY 1962 377
Table 208 — Functional Distribution Of Air National Guard Aircraft By Type And Model, World-Wide—30 Jun 1962 378
Table 209 — Age (In Months) Distribution Of Air National Guard Aircraft By Type, Model, And Selected Series, World-Wide — 30 Jun 1962 379
Table 210 — Hours Flown By Air National Guard Aircraft By Type And Model Aircraft, World-Wide, By Quarter — FY 1962 380

TABLE OF CONTENTS (Continued)

PART XII — COMPONENTS — AF RESERVES AND OFFICER TRAINING CORPS(AFROTC) (Continued)

RESERVE OFFICER TRAINING CORPS (ROTC) . . . . . 381—391

Table 211 — AF Reserve Officer Training Corps (AFROTC) Cadet Enrollment By Institution, By Year Of Course, By State Or U S Possession — FY 1962 . . . . . 381—390
Table 212 — Air Force Reserve Officer Training Corps (AFROTC) Cadet Enrollment By Category, United States And Possessions — As Of Oct 1961 And May 1962 391
Table 213 — Air Force Reserve Officers Training Corps (AFROTC) Commissions Granted, United States And Possessions, By Quarter — FY 1962 391

PART XIII — FISCAL

INTRODUCTION AND DEFINITIONS 393

OVER-ALL USAF BUDGET DATA . . . . . 394—412

Table 214 — Department Of The Air Force — Status Of Gross Unliquidated Obligations — At Beginning And End Of FY 1962 . . . . . 394—395
Table 215 — Department Of The Air Force Amounts Available For Obligation During FY 1962, Reflecting New Obligating Authority And The Application Of Prior Year Unobligated Balances . . . . . 396—397
Table 216 — Department Of The Air Force Funds Available For Obligation In FY 1962 With Actual Obligations — During FY 1962 . . . . . 398—400
Table 217 — Department Of The Air Force — Gross Expenditures And Amounts Available For Expenditure — During FY 1962 401
Table 218 — Department Of The Air Force — Gross Expenditures Against FY 1962 Program — During FY 1962 . . . . . 402—403
Table 219 — Department Of The Air Force Gross Expenditures Against FY 1961 Program — During FY 1962 . . . . . 404—405
Table 220 — Department Of The Air Force — Gross Expenditures Against FY 1960 Program — During FY 1962 . . . . . 406—407
Table 221 — Department Of The Air Force — Gross Expenditures Against FY 1959 Program — During FY 1962 408
Table 222 — Department Of The Air Force — Gross Expenditures Against FY 1958 Program — During FY 1962 409
Table 223 — Department Of The Air Force Gross Expenditures Against FY 1957 Program — During FY 1962 410
Table 224 — Department Of The Air Force Gross Expenditures Against FY 1956 Program — During FY 1962 411
Table 225 — Department Of The Air Force Gross Expenditures Against "L," "M," And Appropriations Transfer Accounts — During FY 1961 412

RESEARCH AND DEVELOPMENT . . . . . 413—415

Table 226 — Status Of USAF Research, Development Test, And Evaluation Appropriations For FY 1950 Through FY 1962 — As Of 30 Jun 1962 413
Table 227 — Department Of The Air Force — Research, Development, Test, And Evaluations Appropriation Comulative Obligations By Operating Agency — As Of 30 Jun 1962 . . 414—415

MAJOR AIR COMMANDS AND SEPARATE OPERATING AGENCIES OF THE UNITED STATES AIR FORCE—FY 1962

Listed below are the major commands and the separate operating agencies which were operational during FY 1962 A brief history of each is included to facilitate comparisons and analyses with previous year tables of the "USAF Statistical Digest." Historical summaries of the major commands and the separate operating agencies may be found in the publications of previous years.

AERONAUTICAL CHART AND INFORMATION CENTER a/

36 Army Air Force (AAF) Base Unit (Aeronautical Chart Service) organized, 1 January 1945 at Washington, D. C., and assigned to Air Transport Command. Assigned to Strategic Air Command (SAC), 21 May 1948; redesignated 36 AF Base Unit (Hq, Aeronautical Chart Service), 26 September 1947; redesignated Hq, Aeronautical Chart Service, 1 August 1948; relieved from SAC and assigned to Air Materiel Command (AMC), 1 March 1950; redesignated Headquarters and Headquarters Squadron, USAF Aeronautical Chart and Information Service, 1 February 1951; redesignated Hq, USAF Aeronautical Chart and Information Service, 21 May 1951; relieved from AMC and assigned to Military Air Transport Service (MATS), 11 May 1952; redesignated USAF Aeronautical Chart and Information Center, 1 August 1952; redesignated Aeronautical Chart and Information Center, 20 September 1954; redesignated Aeronautical Chart and Information Center, 8 September 1958; and relieved from MATS and designated as a separate operating agency, 1 July 1960 with the procedural functions of a major air command.

AIR DEFENSE COMMAND (ADC)

Established, 21 March 1946, reassigned to Continental Air Command, 1 December 1948; discontinued, 1 July 1950; and re-established as a major air command, 1 January 1951.

AIR FORCE ACCOUNTING AND FINANCE CENTER (AFAFC) a/

Established as Air Force Finance Division effective, 1 January 1951; redesignated as Air Force Accounting and Finance Division, 1 September 1957; and redesignated Air Force Accounting and Finance Center, 1 July 1959.

AIR FORCE COMMUNICATIONS SERVICE (AFCS)

Airways and Air Communication Service (AACS) was established, 16 August 1948 and assigned to Military Air Transport Service (MATS); relieved from assignment to MATS, 1 July 1961 and redesignated as Air Force Communications Service - a major air command.

AIR FORCE LOGISTICS COMMAND (AFLC)

Established, 17 July 1944 as Army Air Force Materiel and Services; redesignated as Army Air Force Technical Service Command, 31 August 1944; redesignated as Air Technical Service Command, 1 July 1945; redesignated as Air Materiel Command, 9 March 1946; and redesignated Air Force Logistics Command, 1 April 1961

686559 O - 63 - 2

AIR FORCE SYSTEMS COMMAND (AFSC)

Established as Research and Development Command, 23 January 1950 and redesignated as Air Research and Development Command, 15 September 1950, assuming powers, missions, functions, and responsibilities of the Air Force Special Weapons Center (formerly Special Weapons Command), 1 April 1952; and redesignated Air Force Systems Command, 1 April 1961.

AIR TRAINING COMMAND (ATC)

Established as Army Air Force Training Command, 7 July 1943 and redesignated as Air Training Command, 1 July 1946.

AIR UNIVERSITY (AU)

Established as AAF School of Applied Tactics, 1 November 1943; redesignated, Army Forces School, 1 June 1945; and redesignated, Air University, 12 March 1946.

ALASKAN AIR COMMAND (AAC)

Activated Alaskan Air Force, 15 January 1942; redesignated as 11th Air Force, 5 February 1942; and redesignated, Alaskan Air Command, 21 December 1945. (State of Alaska data is included in Alaskan Command reporting in this publication unless otherwise indicated.)

CARIBBEAN AIR COMMAND (C Air C)

Activated Panama Canal Air Force, 20 November 1940, redesignated as Caribbean Air Force, 5 August 1941; redesignated, Sixth Air Force, 5 February 1942; and redesignated, Caribbean Air Command, 31 July 1946, assuming powers, missions, functions, and responsibilities of the Antilles Air Command at the same time.

CONTINENTAL AIR COMMAND (ConAC)

Established, 1 December 1948.

HEADQUARTERS COMMAND, USAF (Hq Comd, USAF)

Established as Bolling Field Command, 15 December 1946 and redesignated as Headquarters Command, USAF, 17 March 1948.

MILITARY AIR TRANSPORT SERVICE (MATS)

Established, 1 June 1948, assuming all active units of the discontinued Air Transport Command and Air Transport Service. This command assumed powers, missions, functions, and responsibilities of the Air Pictorial Service, 16 April 1952.

MAJOR AIR COMMANDS AND SEPARATE OPERATING AGENCIES OF THE UNITED STATES AIR FORCE— FY 1961 (Continued)

OFFICE OF AEROSPACE RESEARCH a/

Air Force Research Division relieved from assignment to Air Force Systems Command, 1 April 1961, and redesignated, Office of Aerospace Research and concurrently designated as a separate operating agency under Hq, USAF with the procedural functions and responsibilities of a major air command.

PACIFIC AIR FORCES (PacAF)

Activated Far East Air Forces, 3 August 1944; redesignated as Pacific Air Command, US Army, 6 December 1945; redesignated, Far East Air Forces, 1 July 1957. (State of Hawaii data included in this command reporting in this publication unless otherwise indicated.)

STRATEGIC AIR COMMAND (SAC)

Established, 21 March 1946 concurrent with redesignation of Continental Air Force.

TACTICAL AIR COMMAND (TAC)

Established ,21 March 1946; reassigned to Continental Air Command, 1 December 1948; relieved of assignment to Continental Air Command and redesignated a major command, 1 December 1950.

USAF ACADEMY (USAFA) a/

Established, 27 July 1954. The headquarters of the Academy was activated, 14 August 1954.

US AIR FORCES IN EUROPE (USAFE)

Activated Eighth Air Force, 28 January 1942; redesignated as United States Strategic Air Force in Europe, 1 March 1944; and redesignated, US Air Forces in Europe, 7 August 1945.

USAF SECURITY SERVICE (USAFSS)

Established, 20 October 1948.

---

a/ Separate Operating Agency.

Note: Command abbreviations as used in this publication are based on AFM 11-2 (30 December 1958) and revisions AFM 11-2A (1 May 1959)

DEPARTMENT OF THE AIR FORCE

JULY 1961

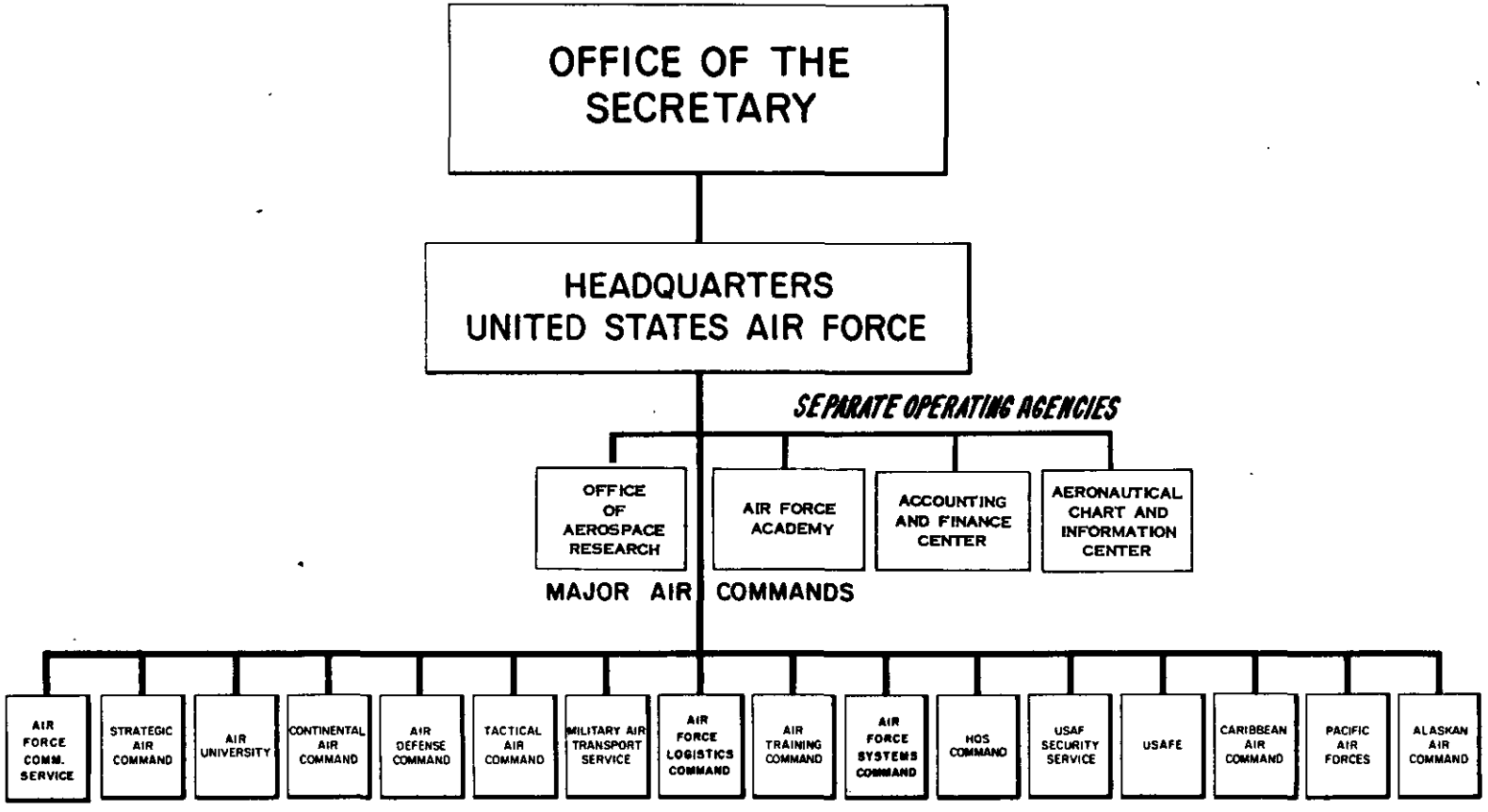

JULY 1961

AIR STAFF
DEPARTMENT OF THE AIR FORCE

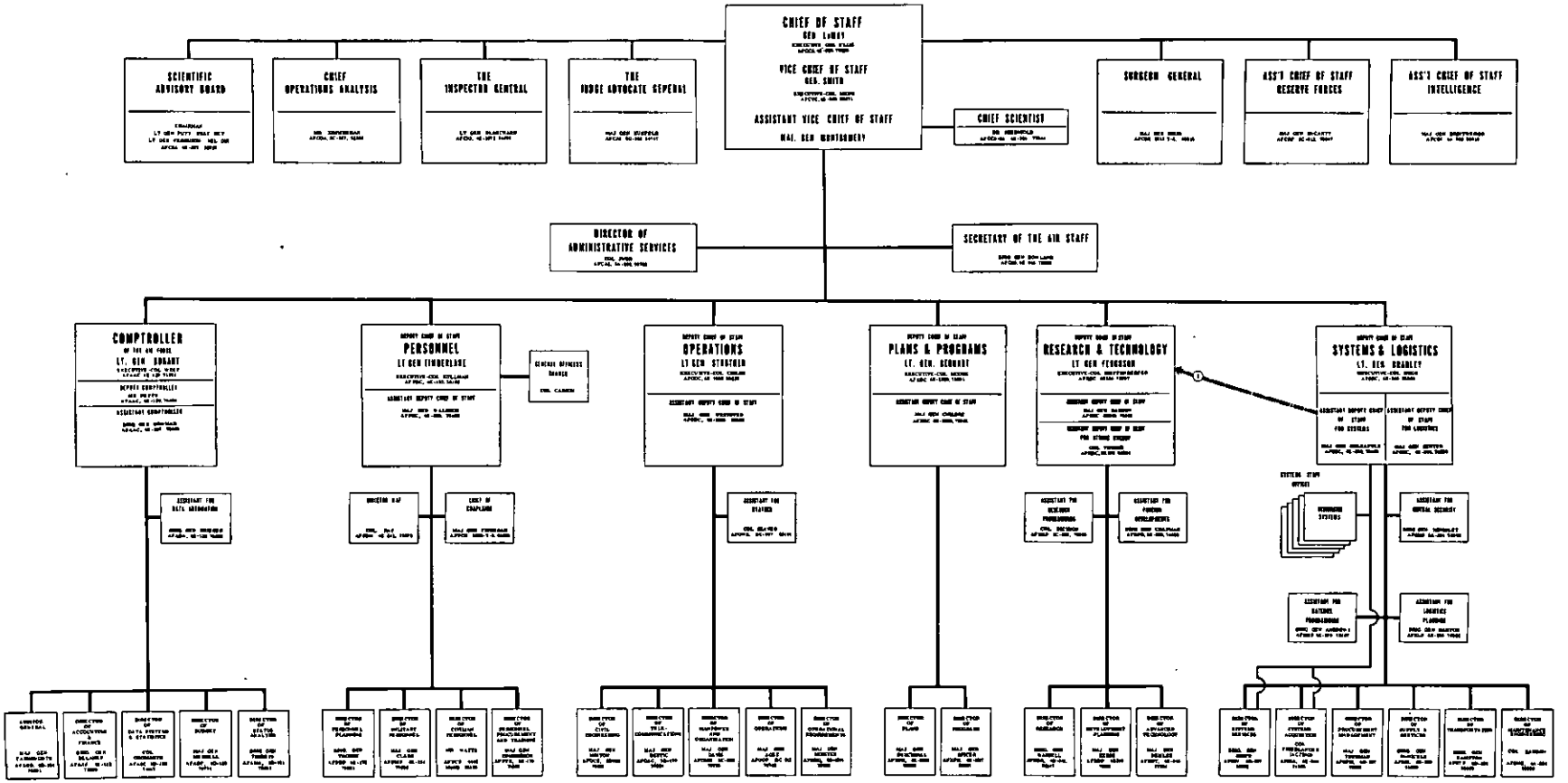

JANUARY 1962

NOTE (1): THE RESEARCH VS SUPPORTING ASSISTANCE RESPONSIBILITY FOR THE FOLLOWING FUNCTIONAL AREAS: 2 RESEARCH WITH CHANGES BY MCVE, ASST GENERAL FOR SYSTEMS DIRECTORATE OF SYSTEMS MANAGEMENT, DIRECTORATE OF SYSTEMS SERVICES, SYSTEMS STAFF OFFICES (SYSTEMS) SYSTEMS INFORMATION OFFICE, ASST FOR MANUAL PROGRAMMING, AND DIRECTORATE OF PROCUREMENT MANAGEMENT. THE 12 CHANGES APPLY TO REPORTING CHANNELS BUT DO NOT CONSTITUTE FORMALIZED ORGANIZATIONAL REALIGNMENTS. THE PRESENT TOTAL RESEARCH DIRECTORATE FOR ASSISTANCE FOR RELATIONSHIPS AND SUPPORT WILL CONTINUE UNDER THESE TEMPORARY ASSIGNMENTS

USAF ACTIVE MAJOR INSTALLATIONS

BY "OPERATING COMMAND" & MAJOR TENANT COMMANDS

AS OF 15 APRIL 1962

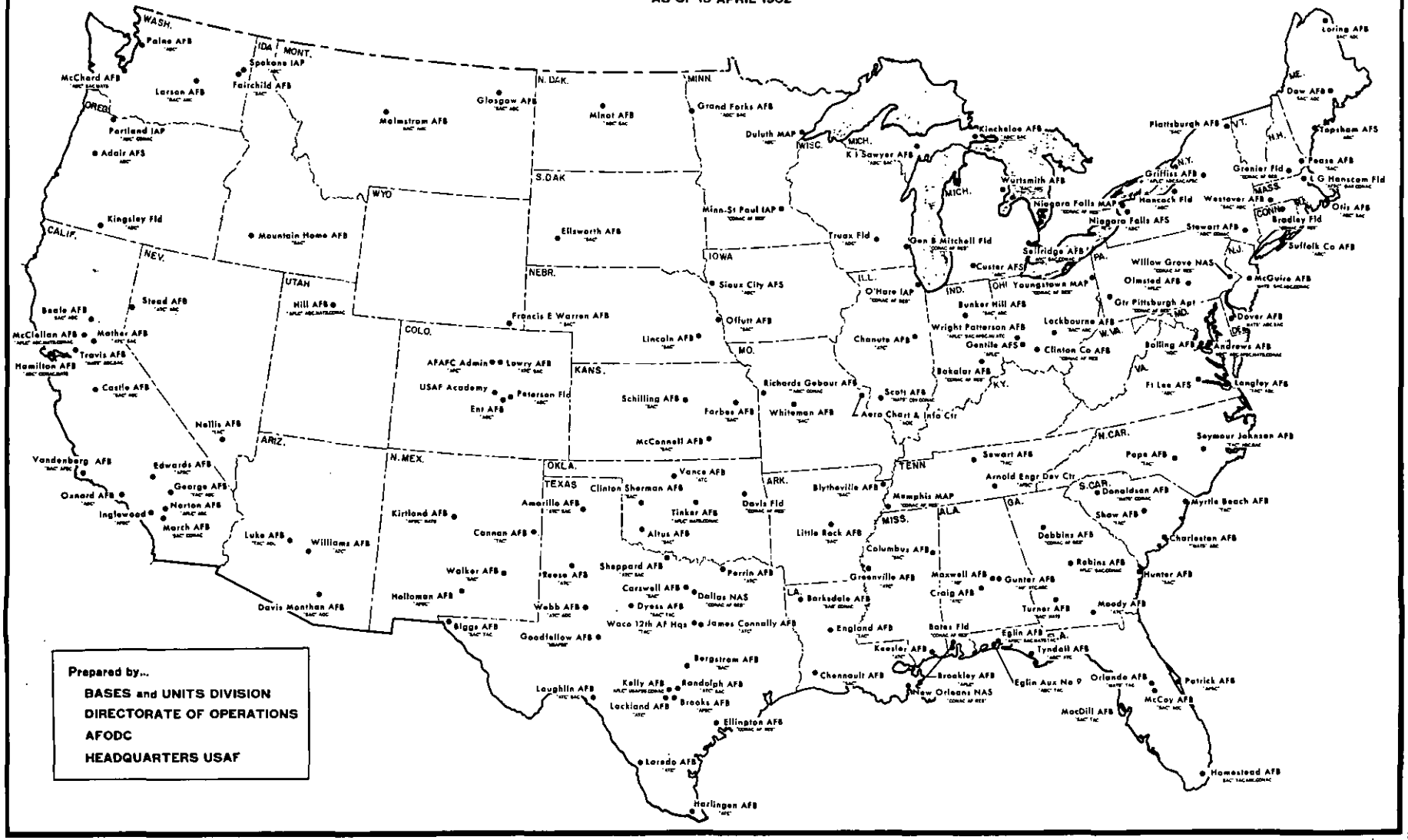

Prepared by...
BASES and UNITS DIVISION
DIRECTORATE OF OPERATIONS
AFODC
HEADQUARTERS USAF

CHRONOLOGY OF UNITED STATES AIR FORCE MAJOR EVENTS – FY 1962

(Letters in parentheses indicate classification of items as follows: (U)Unclassified; (C)Confidential; and (S)Secret)

1 JULY 1961

General Curtis E. LeMay was sworn in as Air Force Chief of Staff, replacing General Thomas D. White, who retired. (U)

General Frederic F. Smith, Jr., was assigned as the Air Force Vice Chief of Staff. (U)

Lieutenant General Edward Timberlake assumed duties of Deputy Chief of Staff, Personnel, replacing Lieutenant General Truman H. Landon, who became Command in Chief, United States Air Force in Europe (USAFE). (U)

The Air Force Communications Service (AFCS) was activated at Scott AF Base, Illinois under the command of Major General Harold W. Grant. AFCS, the sixteenth major air command, consolidated direction of USAF's world-wide communications and supplanted the Airways and Air Communications Service - a subcommand of Military Air Transport Service (MATS). (U)

Responsibility for all Free World air facilities data was transferred from the Assistant Chief of Staff, Intelligence to the Aeronautical Chart and Information Center (ACIC). (U)

Space Detection and Tracking System (SPADATS), began operations under North American Air Defense (NORAD) control. SPADATS was expected to provide round-the-clock electronic cataloging of all man-made objects in space, indicating what and where they were at any given moment. (U)

7 JULY 1961

An ATLAS E missile set a new distance record by impacting about 1,000 miles southeast of Capetown, South Africa which is 9,054 miles down the Atlantic Missile Range from Cape Canaveral, Florida. (U)

19 JULY 1961

An Air Force H-43B Huskie rescue helicopter claimed two time-to-climb records to altitudes of 3,000 meters, attained in 2 minutes 44.5 seconds, and 6,000 meters attained in 6 minutes, 42.3 seconds. (U)

21 JULY 1961

USAF Captain Virgil I. Grissom made the second manned suborbital flight under Project Mercury, attaining an altitude of 118 miles and a speed of 5,310 miles per hour (mph). He landed safely by parachute 303 miles downrange from Cape Canaveral. (U)

24 JULY 1961

Major General Robert A. Breitweiser succeeded Major General James H. Walsh as Assistant Chief of Staff, Intelligence. (U)

25 JULY 1961

The Chief of Staff directed the preparation of a single comprehensive USAF Space Plan. (S)

25 JULY 1961

The last of 342 B-36 bombers was put to the "guillotine" by National Metals of Phoenix, Arizona. Only two B-36 aircraft remained, one a museum piece at Headquarters, Strategic Air Command (SAC), and one in the USAF Museum at Wright-Patterson AF Base, Ohio. (U)

26 JULY 1961

Major General Wendell Bowman assumed command of the Alaskan Air Command (AAC), succeeding Major General C. F. Necrason. (U)

29 JULY 1961

The first ATLAS E operatinnal launch complex at the 576th Strategic Missile Squadron, Fairchild AF Base, Washington was turned over to Strategic Air Command (SAC). (C)

[redacted]

CHRONOLOGY OF UNITED STATES AIR FORCE MAJOR EVENTS — FY 1962 (CONTINUED)

1 AUGUST 1961

General William McKee assumed command of Air Force Logistics Command (AFLC), replacing General S. E. Anderson who became Air Deputy to the Supreme Allied Commander in Europe. (U)

Lieutenant General Troup Miller, Jr.,assumed command of Air University (AU), replacing Lieutenant General Walter Todd who retired. (U)

Lieutenant General George Mundy succeeded Lieutenant General Frank Armstrong, Jr., as commander of the Alaskan Air Command (AAC). (U)

8 AUGUST 1961

An ATLAS F missile was successfully fired for the first time from Cape Canaveral, carrying a MINUTEMAN reentry vehicle about 5,000 miles down the Atlantic Missile Range. (U)

SWIFT STRIKE, a large Army-Air Force exercise, began near Fort Bragg, North Carolina. Tactical Air Command (TAC), Continental Air Command (CONAC), Military Air Transport Service (MATS), and the Army's 82nd and 101st Airborne Divisions participated. Two surprise battle-group-size operations proved that both the US Air Force and the US Army units had the flexibility to react to unexpected tactical operations. (U)

17 AUGUST 1961

The President approved the Department of Defense (DOD) Appropriation Act for 1962 containing $18,887,000,000 in new obligational authority for the US Air Force.In addition,a separate act of 26 September 1961 provided $521,000,000 for USAF Military Construction. (U)

21 AUGUST 1961

The first class of 200 entered the US Air Force Preparatory School. (U)

30 AUGUST 1961

The first "piggyback" launching of the Vela Hotel Project was made on Discoverer 29, including instruments to measure energies and intensities of electrons. (S)

15 SEPTEMBER 1961

CHECKMATE II, the biggest and most complex North Atlantic Treaty Organization (NATO) training maneuver ever held in southern Europe, was begun. This exercise involved 10 days of intensive mock warfare in Thrace by thousands of American, Turkish, and Greek soldiers, sailors, airmen, and marines. (U)

19 SEPTEMBER 1961

The United States Strike Command (USSTRICOM) was established as a new unified command for operational control of the combat forces of the Strategic Army Corps and the Tactical Air Command (TAC). The two compoent commands were the Air Force Strike Command (AFSTRIKE) and the Army Strike Command (ARSTRIKE). (U)

20 SEPTEMBER 1961

The Chief of Staff approved the USAF Space Plan. Prepared by the Air Staff and Air Force Systems Command (AFSC), this was the Air Force's first single comprehensive space development plan. (S)

23 SEPTEMBER 1961

The first complete, operationally configured TITAN I was successfully flight tested from Vandenberg Air Force Base, California. (U)

30 SEPTEMBER 1961

Lieutenant General Gordon Blake assumed command of the Continental Air Command (CONAC), replacing Lieutenant General William Hall, who retired. (U)

[redacted]

30 SEPTEMBER 1961 (Continued)

General Walter C. Sweeney assumed command of Tactical Air Command (TAC), replacing General F. F. Everest on his retirement. (U)

1 OCTOBER 1961

Lieutenant General William H. Blanchard succeeded Lieutenant General Joseph F. Carroll as Inspector General. (U)

Call-up from the USAF Reserve Forces began. Between 1 October and 1 November 1962, 3,449 officers and 23,126 airmen were called to active duty in order to meet the demands of the Berlin crisis. The units totaled 36 flying squadrons, 8 weather flights, 1 tactical control group, and support elements for the flying units. (U)

The Department of Defense (DOD) established the Defense Supply Agency (DSA), naming as its first director Lieutenant General Andrew McNamara, US Army. The new agency was responsible for management, procurement,and distribution of about 3,500,000 common supply items. (U)

Seven new stations in the eastern extension of the Distant Early Warning (DEW) Line were placed in operation. Coverage spanned the 1,200-mile corridor of airspace from Baffin Island, Canada, across Greenland to the west coast of Iceland. (U)

3 OCTOBER 1961

The Secretary of Defense, Robert S. McNamara, assigned to the Air Force the development responsibility for mobile medium-range ballistic missiles with a range up to 2,000 miles. Such a force could supplement manned strike forces and fix base nuclear capability Overseas. (U)

4 OCTOBER 1961

The Air Force began to use C-135 jet aircraft in aeromedical evacuation of patients from oversea bases. The initial flight, from Rhein-Main, Germany, to McGuire AF Base, New Jersey, carried 44 patients. Use of jet aircraft reduced the time for scheduled biweekly flights from 24 hours, including ground time in the Azores, 9.5 hours. (U)

9 OCTOBER 1961

Dependent travel to Western Europe was suspended. (U)

11 OCTOBER 1961

An Air Force pilot flew the X-15 aircraft to an unofficial altitude record of 217,000 feet. (U)

14 OCTOBER 1961

Operation SKY SHIELD II, the largest air defense maneuver ever held in the Western Hemisphere, began. Directed by North American Air Defense Command (NORAD), the exercise pitted a force of about 250 bombers against 250 missile sites and 1,800 fighter planes. The operation, lasting into October the 15th, was almost completely successful. (U)

16 OCTOBER 1961

Space available travel to Western Europe was suspended. (U)

17 OCTOBER 1961

The X-15, piloted by National Aeronautics and Space Administration (NASA's) Joe Walker, attained the record braking speed of 3,900 miles per hour, nearly Mach 6. (6 times the speed of sound). During parts of this flight, the skin of the aircraft reached 1,100 degrees Farenheit. (U)

The Air Force was given responsibility for administrative and logistic support of Headquarters, US Strike Command. This gave the US Air Force responsibility for 4 of the 9 US unified and specified commands. (U)

18 OCTOBER 1961

Lieutenant Colonel Francis Carney piloted a H-43B, jet turbine powered Huskie helicopter, to a record-breaking altitude of 9,838.6 meters, or 32,279 feet, surpassing the previous United States record for class E1D helicopters by 2,433 feet and the best Russian effort by over 10,000 feet. (U)

19 OCTOBER 1961

Delivery of the first BOMARC B interceptor missile to the Royal Canadian Air Force was made at North Bay, Ontario, Canada. (U)

CHRONOLOGY OF UNITED STATES AIR FORCE MAJOR EVENTS — FY 1962 (Continued)

23 OCTOBER 1961

WILLIAM TELL 61, a 10-day ong air defense test, began. It brought top Air Defense Command (ADC) fighter-interceptor teams to Tyndall Air Force Base, Florida, for a realistic exercise that was highly successful. (U)

27 OCTOBER 1961

A successful first launch of a Saturn rocket was made at Cape Canaveral, Florida. (U)

1 NOVEMBER 1961

The USAF Aerospace Medical Center, together with the School of Aerospace Medicine, USAF Hospital Lackland and the 3790th Epidemiological Laboratory were consolidated as the Aerospace Medical Division under the Air Force Space Command (AFSC) at Brooks Air Force Base, Texas. (U)

9 NOVEMBER 1961

The X-15, piloted by Major Robert M. White, USAF, attained a record speed of 4,093 miles per hour (mph). The peak speed was reached at 101,600 feet with the engine at full throttle for the first time. (U)

10 NOVEMBER 1961

Air National Guard began the largest single oversea deployment of jet aircraft. By 24 November they had flown more than 200 F-86H, F-84F, and RF-84F aircraft to Europe without accident. Participating, were 7 fighter squadrons, 1 reconnaissance squadron, and 1 control group. (U)

13 NOVEMBER 1961

The first underground MINUTEMAN silo was completed at Malmstrom AF Base, Montana, and accepted by the Air Force. It will be manned by SAC. The tenth silo was accepted on 15 December. (U)

17 NOVEMBER 1961

The first MINUTEMAN missile was successfully launched from an underground silo at Cape Canaveral and made a 3,000 mile flight down the Atlantic Missile Range. (U)

21 NOVEMBER 1961

An all Air Force missile crew conducted its first firing of a TITAN missile, sending it 5,000 miles downrange from Cape Canaveral. (U)

23 NOVEMBER 1961

Activation and deployment of the ATLAS E force was completed with the acceptance by Strategic Air Command (SAC) of the squadron at Warren AF Base, Wyoming. (U)

28 NOVEMBER 1961

President Kennedy avarded the Harmon International Trophy for Aviators to X-15 pilots Joseph Walker, Scott Crossfield, and Major Robert M. White, USAF. (U)

1 DECEMBER 1961

Lieutenant General James Ferguson succeeded Lieutenant General Roscoe C. Wilson as Deputy Chief of Staff, Research and Technology, and as Military Director of the Scientific Advisory Board. (U)

The first two MINUTEMAN units, the 10th Strategic Missile Squadron, and the 241st Missile Maintenance Squadron, were activated at Malmstrom AF Base, Montana, under the 341st Strategic Missile Wing. (U)

3 DECEMBER 1961

Tactical Air Command (TAC) and Continental Air Command (CONAC) began TRAIL BREAK, a cold weather exercise held

at Camp Drum, New York. The exercise lasted until 17 December. It was the first test of tactical elements since the creation of United States Strike Command (USSTRICOM). (U)

4 DECEMBER 1961

The first BLUE SCOUT rocket was launched by USAF personnel from the Pacific Missile Range at Point Arguello, California. It sent a payload of 29 pounds over the South Pole to make radiation measurements. (U)

7 DECEMBER 1961

Secretary of Defense, Robert S. McNamara directed expeditious termination of the development and acquisition of the mobile MINUTEMAN. (U)

11 DECEMBER 1961

A B-52H aircraft was flown 12,519 miles nonstop without refueling, from Okinawa to Madrid, Spain, breaking a record held since 1946 by the US Navy. (U)

12 DECEMBER 1961

A new model "quick firing" ATLAS, carrying a package of 28 decoy atomic fuel cores, was fired 5,000 miles downrange from Cape Canaveral. (U)

The first Orbiting Satellite Carrying Amateur Radio (OSCAR), was launched from Vandenberg AF Base, California, by Discoverer 36. It orbited the earth 64 times. The 10 pound "piggyback" OSCAR was the first satellite built by private citizens to be put in orbit. (U)

15 DECEMBER 1961

The last of 22 directional centers of the Semi-Automatic Ground Environment (SAGE) system became operational at Sioux City, Iowa. (U)

The first class of five military space pilots graduated from the Aerospace Research Pilots School. Four of the graduates remained at the school as faculty; the other was assigned as a test pilot to Edwards AF Base, California.

21 DECEMBER 1961

Neil E. Harlan became Assistant Secretary of the U. S. Air Force (Financial Management). (U)

26 DECEMBER 1961

The first of six Talking Bird communication packages was delivered to the Air Force Communications Service(AFCS) at Tinker AF Base, Oklahoma. Rolled into a C-130 transport for rapid deployment, each package contained all the necessary equipment to establish a complete communications center in any remote area. (U)

30 DECEMBER 1961

The first GAM 77 HOUND DOG missile was launched from a B-52H. (U)

31 DECEMBER 1961

Warner Robins Air Materiel Area (WRAMA) won the National Safety Council Award of Merit for outstanding ground safety performance during calendar year 1961. This was the second consecutive year that WRAMA won this award. (U)

1 JANUARY 1962

Major General Chester E. McCarty was assigned as Assistant Chief of Staff, Reserve Forces, USAF, replacing Major General Robert E. L. Eaton, who retired. (U)

9 JANUARY 1962

A B-52H of the 4136th Strategic Bomb Wing broke 11 distance and course speed records in a 12,519 mile non-fueled,

non-stop flight from Kadena Air Base, Okinawa, to Torrejon Air Base, Spain in 21 hours and 52 minutes. (U)

21 JANUARY 1962

Air Force and Army components of United States Strike Command (USSTRICOM) began Exercise RED HILLS at Fort Campbell, Kentucky. This 15-day test simulated the air deployment of tactical units to oversea staging bases for the conduct of joint airborne operations against an aggressor. (U)

22 JANUARY 1962

LONG THRUST II, a test of Military Air Transport Service (MATS) strategic mobility, began under the auspices of USSTRICOM. In the 7-day deployment, new C-135 jets transported 5,273 troops nonstop from McChord AF Base, Washington, to Rhein-Main, Germany. The flight time of the new aircraft was about 5 10.5 hours compared to 32-36 hours for piston driven aircraft via island hopping. (U)

31 JANUARY 1962

A chimpanzee was safely ejected from a B-58 traveling at 650 miles per hour at an altitude of 20,000 feet, by means of a rocket powered capsule. (U)

1 FEBRUARY 1962

Air Force Major General Francis Gideon became Executive Director, Logistics Services, Defense Supply Agency. (U)

5 FEBRUARY 1962

To test its strategic mobility, Military Air Transport Service (MATS), began Exercise GREAT SHELF. In a 10-day deployment, MATS airlifted a USSTRICOM battle group from Fort Campbell, Kentucky, to the Philippine Islands. (U)

16 FEBRUARY 1962

Major General Kenneth Bergquist replaced Major General Harold W. Grant as Commander of Air Force Communication Service (AFCS), General Grant became Deputy Director of the Federal Aviation Agency. (U)

19 FEBRUARY 1962

Operation Night Watch (the National Emergency Airborne Command Post) began interim operation at Andrews AF Base, Maryland, with one KC-135. (S)

22 FEBRUARY 1962

Secretary of Defense,Robert S. McNamara, authorized the Air Force to proceed with a man-in-space program. Since clearly defined military manned space missions had not been established, the logical and economical course of action was to limit the current effort to the accumulation of the technological base and experience to expand from, when and if firm missions were established. The Secretary directed a four pronged approach to limited objectives, including orbital flight for Dyna-Soar with TITAN III booster, manned rendezvous in space, bioastronautics, and basic work on a laboratory in space. (S)

Air Force and Army elements of USSTRICOM began Exercise BANYAN TREE III in the Caribbean Sea Area. Lasting into March 1962, this maneuver tested the problems of deploying a task force to Panama and defending the area against an aggressor. (U)

24 FEBRUARY 1962

The Secretary of Defense, Robert S. McNamara, directed the military departments to assist National Aeronautics and Space Administration (NASA), in achieving common military and civil space objectives. The Air Force was assigned the responsibility of supporting specific NASA projects by handling research, development, test and engineering satellites, boosters, space probes, and associated systems. An office was established within the Air Force Systems Command (AFSC) to manage this supporting effort. (U)

28 FEBRUARY 1962

The first manned capsule ejection test from a B-58 was successfully completed while the aircraft was flying at 565 miles per hour at an altitude of 20,000 feet. (U)

2 MARCH 1962

Operation BRISTLE CONE, an Army-Air Force 12-day exercise, began on the west coast, to test under simulated emergency conditions the military strategic airlift capabilities to move 40,000 combat troops from Fort Riley, Kansas, to George AF Base, California. (U)

5 MARCH 1962

Captain Robert Sowers of the 43rd Bomb Wing, Carswell AF Base, Texas, piloted a B-58 to a new cross-country speed record with a round trip of 4 hours, 42 minutes, and 32 seconds. (U)

13 MARCH 1962

Secretary of Defense, Robert S. McNamara, directed initiation of a new study of the RS-70 weapon system. (C)

In the first successful launch of PROJECT STARGAZER, an unmanned balloon was sent to an altitude of about 88,000 feet over California. (U)

16 MARCH 1962

A TITAN II missile traveled 5,000 miles downrange from Cape Canaveral on its maiden flight. TITAN II will be used as the booster in the Gemini program of two-man space flights. (U)

23 MARCH 1962

The Department of Defense directed stricter security policy on military space programs. Space projects and vehicles will be identified by numbers and letters only, selected at random, and except for boosters, names or nicknames will not be used. There will be no advance notice of launches. (S)

10 APRIL 1962

The first production MINUTEMAN was assembled and checked out. Formal roll-out ceremony was on 12 April. (U)

17 APRIL 1962

A Military Air Transport Service (MATS) C-135B piloted by Major David W. Crow established four altitude records of 47,171 feet with payloads ranging from 15,000 kilograms (33,069 pounds) to 30,000 kilograms (66,138 pounds). (U)

18 APRIL 1962

The first TITAN I squadron, at Lowry AF Base, Colorado, was formally transferred to Strategic Air Command (SAC) and the operational inventory. (U)

A Military Air Transport Service (MATS) C-135B piloted by Major Vernon W. Hamann established six speed records of 615,59 miles per hour over a 2,000 kilometer closed-circuit course with payloads ranging from 5,000 kilograms (11,023 pounds) to 30,000 kilograms (66,138 pounds). (U)

19 APRIL 1962

A GAM-87A SKYBOLT was launched for the first time from a B-52 flying over the Atlantic Missile Range at 40,000 feet at a speed of Mach 0.8. The flight was only partially successful as the second stage failed to ignite and the missile landed downrange far short of its projected range of 1,000 miles. (U)

23 APRIL 1962

Exercise AIR COBRA, a week long test of South East Asia Treaty Organizations (SEATO) tactical airpower against a possible aggressor, began in Thailand with the Pacific Air Force (PACAF) units joined by airmen from Thailand, Australia, and France. (U)

24 APRIL 1962

The first transmission of television pictures by way of an orbiting satellite was accomplished by the Air Force.

[redacted]

24 APRIL 1962 (Continued)

The transmitting waves went 1,000 from the MIT Lincoln Laboratory field station in Camp Park, California, to Echo I, a balloon which had been orbiting the earth for two years, thence to Millstone Hill, Westover, Massachusetts. The signal traveled an estimated 3,000 to 4,000 miles in order to make the 2,700-mile transcontinental jump.The test was conducted under adverse conditions as the balloon was partially deflated, thus reducing its reflective capacity, but it was successfully completed on 26 April. (U)

25 APRIL 1962

The suspension of dependent travel to Western Europe, initiated on 9 October 1961, was lifted. (U)

27 APRIL 1962

The USAF Special Air Warfare Center was established at Eglin AF Base, Florida, to increase counterinsurgency tactical air capability. Two organizations functioned under this center - the 1st Air Commando Group, which concentrated on improving techniques for the employment of aircraft, and the 1st Combat Applications Group, which developed, tested, and evaluated tactics and equipment. (U)

30 APRIL 1962

The suspension of space available travel to Western Europe, initiated on 16 October 1961, was lifted. (U)

6 MAY 1962

In an artificial meteor experiment, scientists of the Air Force Cambridge Research Laboratories produced the highest reentry speed ever recorded for a man-made object. A seven stage rocket launched from Wallops Island, accelerated a steel pallet to an approximate speed of 12 kilometers per second. (U)

7 MAY 1962

Operation QUICK KICK, the largest exercise of its type held in the US since the end of World War II, brought together US Army, US Navy, US Air Force, and US Marine units in a coordinated land-sea-air triphibious assault on a beachhead. The Air Force support was composed of elements of Tactical Air Command (TAC) and Military Air Transport Service (MATS). (U)

18 MAY 1962

Dr. H. Guyford Stever was assigned as Chairman of the Scientific Advisory Board of the US Air Staff. (U)

23 MAY 1962

Department of Defense realigned military responsibilities in the field of communication satellites. The Air Force would develop, procure, and launch the satellites; the US Army would develop and operate the ground communication facilities; both would report to the Defense Communications Agency. (U)

31 MAY 1962

An Air Force superpressure balloon was launched on a record-breaking flight of 19 days at a constant altitude of 68,000 feet. Launched from Kindley AF Base, Bermuda, the balloon landed by radio command in the Pacific, near Iwo Jima, covering a total of 9,300 miles. This flight was eclipsed with the launching on 10 June of a balloon that remained aloft at 66,000 feet for 30 days. (U)

7 JUNE 1962

A Strategic Air Command (SAC) B-52H completed an 11,303 mile nonrefueled flight in 22 hours and 38 minutes. The B-52 took off from Seymour Johnson AF Base, North Carolina, and flew a closed circuit route around the North American continent. This topped the previous record of 10,078 miles set by a B-52G in 1960. (U)

8 JUNE 1962

Major General Robert Warren became Superintendent of the US Air Force Academy, succeeding Major General William

8 JUNE 1962 (Continued)

S. Stone who became Deputy Chief of Staff, Personnel Headquarters, USAF. (U)

13 JUNE 1962

An Air Force H-43B Huskie rescue helicopter broke the world record for distance flight when it flew 656,258 miles over a 25 mile closed course. The previous record was set by a Russian helicopter in June 1960. (U)

19 JUNE 1962

USAF Captain Virgil I. Grissom received the first General Thomas D. White Space Trophy from USAF Secretary Eugene M. Zuckert for his "outstanding contribution to the nation's progress in aerospace." (U)

24 JUNE 1962

Major General William K. Martin succeeded Major General Arno H. Luehman as Director of Information, Office of the Secretary of the Air Force (OSAF). (U)

27 JUNE 1962

The X-15 was flown to a new speed record of 4,159 miles per hour (Mach 6.09). (U)

30 JUNE 1962

Major General Thomas C. Musgrave retired as Director of Legislative Liaison, Office of the Secretary of the Air Force, (OSAF). He was succeeded by Major General Perry M. Hoisington on 1 July. (U)

Lieutenant General Edward Timberlake assumed command of Continental Air Command (CONAC), succeeding Lieutenant General Gordon Blake, who was transferred to the National Security Agency. (U)

Air Force Units & Capabilities

PART I

AIR FORCE UNITS AND CAPABILITIES

INTRODUCTION

Data in this section provide a summary of all USAF units and the status of USAF combat wings, combat flying support forces, and operational flying support forces.

The tables contain data reflecting number and kind of units, type of aircraft or missiles, command of assignment, deployment by geographical area, and operational readiness of units, aircraft or missiles, and crews.

The phrase "kind of unit" used in current fiscal year data is synonymous with the phase "type of unit" used in tables prior to FY 1959.

DEFINITIONS

COMBAT FLYING SUPPORT FORCES - Flying units directly assigned to a strategic, air defense, or tactical force and which normally provide services for the mission to which assigned.

COMBAT SQUADRON - A USAF unit at level of command immediately below, and usually subordinate to, a wing in which the primary mission is combat.

Note: Combat squadrons not having a wing assignment are shown in wing equivalents on the basis that three or four primary mission squadrons, depending on the kind of unit and location, are the equivalent of a wing.

COMBAT WING - A USAF unit on a level of command below the level of an air force or of an air division (if such exists) in which the primary mission is combat and which has combat squadrons either directly or indirectly assigned to it.

OPERATIONAL FLYING SUPPORT FORCES - Flying units not directly assigned to a strategic, air defense, or tactical force but which normally provide services that directly or indirectly support all missions, both tactical and non-tactical.

PRIMARY MISSION - The mission of the unit as stated in the applicable USAF Unit Training Standard.

[redacted]

TABLE I — ACTIVE USAF ORGANIZATIONS BY MAJOR AIR COMMAND AND SEPARATE OPERATING AGENCY, WORLD-WIDE— AS OF 30 JUN 1962

ORGANIZATION	TOTAL	ACIC	AAC	ADC	AFCS a/	AFAFD	AFLC	AFSC	ATC	AU	C Air C	ConAC	HqCMD USAF	MATS	OAR	PacAF	SAC	TAC	USAFA	USAFE	USAFSS
Headquarters USAF . .	1	-	-	-	-	-	-	-	-	-	-	-	-	-	-	-	-	-	-	-	-
Major Air Command and/ or Separate Operating Agencies.	20	1	1	1	1	1	1	1	1	1	1	1	1	1	1	1	1	1	1	1	1
Sub-Commands - Total	50	-	-	-	-	-	11	7	6	-	-	1	-	12	-	2	4	4	-	2	1
Air Forces - Named. .	3	-	-	-	-	-	-	-	-	-	-	-	-	3	-	-	-	-	-	-	-
Air Forces - Numbered	11	-	-	-	-	-	-	-	-	-	-	-	-	-	-	2	4	3	-	2	-
Forces.	2	-	-	-	-	-	2	-	-	-	-	-	-	-	-	-	-	-	-	-	-
Areas - Air Materiel.	9	-	-	-	-	-	9	-	-	-	-	-	-	-	-	-	-	-	-	-	-
Centers - Named . . .	21	-	-	-	-	-	-	7	6	-	-	1	-	5	-	-	-	1	-	-	1
Services - MATS . . .	4	-	-	-	-	-	-	-	-	-	-	-	-	4	-	-	-	-	-	-	-
Divisions	62	-	-	9	-	-	-	6	-	-	-	-	1	-	-	7	31	-	-	4	4
Areas - Communications.	2	-	-	-	2	-	-	-	-	-	-	-	-	-	-	-	-	-	-	-	-
Sectors	38	-	-	22	-	-	-	-	-	-	-	16	-	-	-	-	-	-	-	-	-
Wings	214	-	2	17	-	-	12	7	14	1	-	-	4	21	-	11	73	26	-	22	4
Regions	28	-	-	-	13	-	5	3	-	-	-	6	-	-	-	-	-	-	-	-	1
Groups.	404	-	5	25	8	-	18	19	75	2	1	-	20	27	-	13	107	29	-	42	13
Districts	20	-	-	-	-	-	-	20	-	-	-	-	-	-	-	-	-	-	-	-	-
Squadrons	2,522	2	33	359	145	-	38	28	174	1	1	4	56	226	-	117	822	239	1	249	27
Flights	48	-	-	2	12	-	-	2	-	-	-	-	-	17	-	4	-	4	-	7	-
Colleges and Schools. .	21	-	-	-	-	-	-	1	13	5	1	-	1	-	-	-	-	-	-	-	-
Bands	52	-	2	3	-	-	1	2	7	1	1	1	11	2	-	4	10	3	1	3	-
Hospitals	110	-	3	11	-	-	8	5	16	1	-	-	1	7	-	10	5	15	1	27	-
Dispensaries.	65	-	-	17	-	-	2	4	4	-	1	-	-	8	-	7	4	3	-	15	-
Miscellaneous	17	-	-	-	-	-	2	7	1	5	-	1	-	-	1	-	-	-	-	-	-
Air Reserve																					
Wings	13	-	-	-	-	-	-	-	-	-	-	13	-	-	-	-	-	-	-	-	-
Groups.	107	-	-	-	-	-	-	-	-	-	-	107	-	-	-	-	-	-	-	-	-
Squadrons	772	-	-	-	-	-	-	-	-	-	-	772	-	-	-	-	-	-	-	-	-
Hospitals	23	-	-	-	-	-	-	-	-	-	-	23	-	-	-	-	-	-	-	-	-

a/ Air Force Communication Service designated as a major air command, 1 July 1961; originally a part of Military Air Transport Service.

Source: Statistics and Reports Division, Directorate of Data Systems and Statistics, Comptroller of the Air Force.

Downgraded at 12-Year Intervals:
Not Automatically Declassified
DOD Dir 5200.10

[redacted]

TABLE 2 — USAF COMBAT FORCES, COMBAT FLYING SUPPORT FORCES, AND OPERATIONAL FLYING SUPPORT FORCES BY KIND OF UNIT, AT END OF QUARTER — FY 1962

(This table reflects the number of wings/squadrons organized on the date shown in the USAF Combat Forces, Combat Flying Support Forces, and Operational Flying Support Forces by kind of unit as programmed in the USAF Force Structure. Squadrons in the Combat Forces not having wing or group assignments are shown in wing equivalents on the basis of approximately three or four squadrons to a wing, depending on the kind of unit and location.)

KIND OF UNIT	30 Sep 1961	31 Dec 1961	31 Mar 1962	30 Jun 1962
COMBAT FORCES WINGS/SQUADRONS - TOTAL	88/322	97/350	97/334	97/339
Strategic - Total	37/148	36/146	37/131	36/131
Bombardment, Heavy	14/42	14/42	14/42	14/42
Bombardment, Medium a/	18/74	18/73	19/57	18/54
Electronic Countermeasure	2/8	2/8	2/6	2/6
Strategic Reconnaissance, Medium	2/6	1/3	1/3	1/3
Strategic Missile b/	1/18	1/20	1/23	1/26
Air Defense - Total	19/62	19/62	18/62	18/62
Fighter Interceptor	17/54	17/54	16/54	16/54
Interceptor Missile b/	2/8	2/8	2/8	2/8
Tactical - Total	32/112	42/142	42/141	43/146
Tactical Bomber	2/6	2/6	2/6	1/3
Tactical Fighter	16/55	23/76	23/76	25/84
Tactical Reconnaissance	3/14	4/18	4/18	4/18
Troop Carrier, Heavy	4/11	6/16	6/16	6/16
Troop Carrier, Medium	4/13	4/13	4/14	4/14
Troop Carrier, Assault	2/6	2/6	2/6	2/6
Tactical Missile	1/7	1/7	1/5	1/5
Counterinsurgency c/				
Fighter Squadron Commando	-	-	-	1
Troop Carrier Squadron Commando	-	-	-	1
COMBAT FLYING SUPPORT FORCES				
Strategic				
Air Refueling Squadrons	58	60	60	61
PACCS Squadron d/	-	-	1	1
Missile Augmentations				
GAM-72 (B-52 Squadrons)	10	11	14	14
GAM-77 (B-52 Squadrons)	11	14	20	20
Air Defense				
Aircraft Early Warning and Control Squadrons	6	6	7	7
Defense Systems Evaluation Squadrons	3	3	3	3
Drone Squadron	1	1	1	1
Tactical				
Air Refueling Squadrons	6	6	6	6
Aerial Tracking Squadron	1	1	1	1
OPERATIONAL FLYING SUPPORT FORCES				
Air Transport Squadrons e/	21	28	30	30
Air Rescue Squadrons	10	10	11	11
Mapping and Charting Squadrons	2	2	2	2
Aeromedical Transport Squadrons, Light	3	3	3	3
Weather Reconnaissance Squadrons	2	2	4	5
Logistics Support Squadrons	3	3	2	2
Drone Squadrons	2	2	2	2

a/ During September and December 1961, three squadrons of Bomb, Medium, included in count but wing not included. Squadrons in training for B-58.
b/ Missile units for allies not included.
c/ Counterinsurgency not included in totals.
d/ PACCS Squadron: Post - Attack Command Control System Squadron.
e/ Includes three Air Transport Squadrons with Navy personnel.

SOURCE: Statistics and Reports Division, Directorate of Data Systems and Statistics. Comptroller of the Air Force

686559 O - 63 - 3

Downgraded at 12-Year Intervals:
Not Automatically Declassified
DOD Dir 5200.10

[redacted]

TABLE 3 — USAF COMBAT FORCES, COMBAT FLYING SUPPORT FORCES, AND OPERATIONAL

(This table reflects wing and squadrons deployed by geographical area. Squadrons in the Combat Forces not having wing depending on the kind of unit and location. Some units shown are composites made up of aircraft from more than applicable area.

KIND OF UNIT	JUL (1961)	AUG	SEP	OCT	NOV	DEC
						WORLD
COMBAT FORCES WGS/SQS - TOTAL	88/320	88/320	88/322	96/346	97/349	97/350
						CONTINENTAL
COMBAT FORCES WGS/SQS - TOTAL	61/227	60/224	57/217	66/240	64/237	65/243
Strategic - Total	33/132	32/131	30/129	30/126	29/124	30/129
Bombardment, Heavy	13/41	13/41	13/41	13/41	13/41	13/41
Bombardment, Medium a/	17/68	16/67	13/58	14/57	13/55	14/59
Electronic Counter Measure	-	-	1/6	1/6	1/6	1/6
Strategic Reconnaissance, Medium	2/6	2/6	2/6	1/3	1/3	1/3
Strategic Missile b/	1/17	1/17	1/18	1/19	1/19	1/20
Air Defense - Total	14/47	14/47	15/47	15/47	15/47	15/47
Fighter Interceptor	12/39	12/39	13/39	13/39	13/39	13/39
Interceptor Missile b/	2/8	2/8	2/8	2/8	2/8	2/8
Tactical - Total	14/48	14/46	12/41	21/67	20/66	20/67
Tactical Fighter	6/24	6/22	4/17	10/35	9/34	9/35
Tactical Reconnaissance	1/4	1/4	1/4	2/8	2/7	2/7
Troop Carrier, Heavy	3/8	3/8	3/8	5/12	5/13	5/13
Troop Carrier, Medium	2/6	2/6	2/6	2/6	2/6	2/6
Troop Carrier, Assault	2/6	2/6	2/6	2/6	2/6	2/6
Counterinsurgency c/						
Fighter Squadron Commando	-	-	-	-	-	-
Troop Carrier Squadron Commando	-	-	-	-	-	-
COMBAT FLYING SUPPORT FORCES						
Strategic						
Air Refueling Squadrons	47	48	48	49	49	50
PACCS Squadron d/	-	-	-	-	-	-
Missile Augmentations						
GAM-72 (B-52 Squadrons)	9	9	9	9	10	10
GAM-77 (B-52 Squadrons)	9	10	10	11	13	13
Air Defense						
Aircraft Early Warning & Control Squadrons	6	6	6	6	6	6
Defense System Evaluation Squadrons	2	2	2	2	2	2
Drone Squadron	1	1	1	1	1	1
Tactical						
Air Refueling Squadrons	3	2	3	3	3	4
Aerial Tracking Squadron	1	1	1	1	1	1
OPERATIONAL FLYING SUPPORT FORCES						
Air Transport Squadrons e/	18	18	18	26	26	26
Air Rescue Squadrons	1	1	1	1	1	1
Mapping and Charting Squadrons	2	2	2	2	2	2
Aeromed Transport Squadrons, Light	3	3	3	3	3	3
Weather Reconnaissance Squadrons	1	1	1	1	1	1
Logistics Support Squadrons	3	3	3	3	3	3
Drone Squadrons	2	2	2	2	2	2

[redacted]

Downgraded at 12-Year Intervals:
Not Automatically Declassified
DOD Dir 5200.10

FLYING SUPPORT FORCES BY KIND OF UNIT, WORLD-WIDE, AT END OF MONTH - FY 1962

wing or group assignments are shown in wing equivalents on the basis of approximately three or four squadrons to a one unit or represents units having 50 per cent or more of their unit equipment on rotation or Temporary Duty in the

JAN (1962)	FEB	MAR	APR	MAY	JUN	KIND OF UNIT
-WIDE						
98/334	98/334	97/334	98/339	99/346	97/339	COMBAT FORCES WGS/SQS - TOTAL
UNITED STATES						
67/226	67/228	66/230	67/233	68/236	66/228	COMBAT FORCES WGS/SQS - TOTAL
32/113	32/115	32/117	32/117	32/120	31/115	Strategic - Total
13/41	13/41	13/41	13/41	13/41	13/41	Bombardment, Heavy
15/43	15/45	15/45	15/44	15/45	14/40	Bombardment, Medium a/
2/5	2/5	2/5	2/5	2/5	2/5	Electronic Countermeasure
1/3	1/3	1/3	1/3	1/3	1/3	Strategic Reconnaissance, Medium
1/21	1/21	1/23	1/24	1/26	1/26	Strategic Missile b/
15/47	15/47	14/47	14/47	14/47	14/47	Air Defense - Total
13/39	13/39	12/39	12/39	12/39	12/39	Fighter Interceptor
2/8	2/8	2/8	2/8	2/8	2/8	Interceptor Missile b/
20/66	20/66	20/66	21/69	22/69	21/66	Tactical - Total
9/35	9/35	9/35	10/38	11/38	11/37	Tactical Fighter
2/7	2/7	2/7	2/7	2/7	2/7	Tactical Reconnaissance
5/13	5/13	5/13	5/13	5/13	5/13	Troop Carrier, Heavy
2/7	2/7	2/7	2/7	2/7	2/5	Troop Carrier, Medium
2/4	2/4	2/4	2/4	2/4	1/4	Troop Carrier, Assault
						Counterinsurgency
-	-	-	1	1	1	Fighter Squadron Commando c/
-	-	-	1	1	1	Troop Carrier Squadron Commando
						COMBAT FLYING SUPPORT FORCES
						Strategic
51	51	51	52	52	52	Air Refueling Squadrons
-	-	1	1	1	1	PACCS Squadron d/
						Missile Augmentations
11	13	13	13	13	13	GAM-72 (B-52 Squadrons)
15	16	19	19	19	19	GAM-77 (B-52 Squadrons)
						Air Defense
6	7	7	7	7	7	Aircraft Early Warning and Control Squadrons
2	2	2	2	2	2	Defense System Evaluation Squadrons
1	1	1	1	1	1	Drone Squadron
						Tactical
4	4	4	4	4	4	Air Refueling Squadrons
1	1	1	1	1	1	Aerial Tracking Squadron
						OPERATIONAL FLYING SUPPORT FORCES
28	28	28	28	28	28	Air Transport Squadrons e/
2	2	2	2	2	2	Air Rescue Squadrons
2	2	2	2	2	2	Mapping and Charting Squadrons
3	3	3	3	3	3	Aeromedical Transport Squadrons, Light
1	2	2	2	2	2	Weather Reconnaissance Squadrons
2	2	2	2	2	2	Logistic Support Squadrons
2	2	2	2	2	2	Drone Squadrons

DOWNGRADED AT 12 YEAR INTERVALS;
NOT AUTOMATICALLY DECLASSIFIED
DOD DIR. 5200.10

[redacted]

TABLE 3 — USAF COMBAT FORCES, COMBAT FLYING SUPPORT FORCES, AND OPERATIONAL

KIND OF UNIT	JUL (1961)	AUG	SEP	OCT	NOV	DEC
	EUROPE - NORTH AFRICA (England, France, Germany, Italy,					
COMBAT FORCES WGS/SQS - TOTAL	17/57	17/58	22/68	21/69	23/75	22/71
Strategic - Total	3/10	3/11	6/14	5/15	5/16	4/13
Bombardment, Medium f/	3/10	3/11	5/12	4/13	4/14	3/11
Electronic Countermeasure f/	-	-	1/2	1/2	1/2	1/2
Air Defense - Total	2/6	2/6	2/6	2/6	2/6	2/6
Fighter Interceptor	2/6	2/6	2/6	2/6	2/6	2/6
Tactical - Total	12/41	12/41	14/48	14/48	16/53	16/52
Tactical Bomb	1/3	1/3	1/3	1/3	1/3	1/3
Tactical Fighter	7/22	7/22	9/29	9/29	11/33	11/32
Tactical Reconnaissance	2/8	2/8	2/8	2/8	2/9	2/9
Troop Carrier, Heavy	/1	/1	/1	/1	/1	/1
Troop Carrier, Medium	1/4	1/4	1/4	1/4	1/4	1/4
Tactical Missile	1/3	1/3	1/3	1/3	1/3	1/3
COMBAT FLYING SUPPORT FORCES						
Tactical						
Air Refueling Squadron	1	1	1	1	1	1
OPERATIONAL FLYING SUPPORT FORCES						
Air Transport Squadron	1	1	1	-	-	-
Air Rescue Squadrons	2	2	2	2	2	2
	ATLANTIC AREA (Azores, Bermuda,					
COMBAT FORCES WGS/SQS - TOTAL	1/3	1/3	1/3	1/3	1/3	1/3
Strategic - Total	1/1	1/1	1/1	1/1	1/1	1/1
Bombardment, Heavy	1/1	1/1	1/1	1/1	1/1	1/1
Air Defense - Total	/2	/2	/2	/2	/2	/2
Fighter Interceptor	/2	/2	/2	/2	/2	/2
COMBAT FLYING SUPPORT FORCES						
Strategic						
Air Refueling Squadrons	3	3	3	3	3	3
Missile Augmentations						
GAM-72 (B-52 Squadron)	1	1	1	1	1	1
GAM-77 (B-52 Squadron)	1	1	1	1	1	1
Tactical						
Air Refueling Squadrons	1	1	1	1	1	-
OPERATIONAL FLYING SUPPORT FORCES						
Air Rescue Squadrons	2	2	2	2	2	2
Weather Reconnaissance Squadrons	-	-	-	-	-	-

[redacted]

Downgraded at 12-Year Intervals:
Not Automatically Declassified
DOD Dir 5200.10

FLYING SUPPORT FORCES BY KIND OF UNIT, WORLD-WIDE, AT END OF MONTH – FY 1962 (CONTINUED)

JAN (1962)	FEB	MAR	APR	MAY	JUN	KIND OF UNIT
Libya, Morocco, Netherlands, Scotland, Spain, Turkey) (Continued)						
21/71	21/69	21/69	21/70	21/73	20/72	COMBAT FORCES WGS/SQS - TOTAL
3/13	3/11	3/11	3/12	3/11	3/13	Strategic - Total
3/12	3/10	3/10	3/11	3/10	3/12	Bombardment, Medium f/
/1	/1	/1	/1	/1	/1	Electronic Countermeasure f/
2/6	2/6	2/6	2/6	2/6	2/6	Air Defense - Total
2/6	2/6	2/6	2/6	2/6	2/6	Fighter Interceptor
16/52	16/52	16/52	16/52	16/56	15/53	Tactical - Total
1/3	1/3	1/3	1/3	1/3	-	Tactical Bomber
11/32	11/32	11/32	11/32	11/36	11/36	Tactical Fighter
2/9	2/9	2/9	2/9	2/9	2/9	Tactical Reconnaissance
/1	/1	/1	/1	/1	/1	Troop Carrier, Heavy
1/4	1/4	1/4	1/4	1/4	1/4	Troop Carrier, Medium
1/3	1/3	1/3	1/3	1/3	1/3	Tactical Missile
						COMBAT FLYING SUPPORT FORCES
1/1	1/1	1/1	1/1	1/1	1/1	Tactical
						Air Refueling Squadron
						OPERATIONAL FLYING SUPPORT FORCES
-	-	-	-	-	-	Air Transport Squadron
2	2	2	2	2	2	Air Rescue Squadrons
Greenland, Iceland, Puerto Rico)						
1/3	1/3	1/3	1/3	1/3	1/3	COMBAT FORCES WGS/SQS - TOTAL
1/1	1/1	1/1	1/1	1/1	1/1	Strategic - Total
1/1	1/1	1/1	1/1	1/1	1/1	Bombardment, Heavy
/2	/2	/2	/2	/2	/2	Air Defense - Total
/2	/2	/2	/2	/2	/2	Fighter Interceptor
						COMBAT FLYING SUPPORT FORCES
						Strategic
3	3	3	3	3	3	Air Refueling Squadrons
						Missile Augmentations
1	1	1	1	1	1	GAM-72 (B-52 Squadron)
-	1	1	1	1	1	GAM-77 (B-52 Squadron)
						Tactical
-	-	-	-	-	-	Air Refueling Squadrons
						OPERATIONAL FLYING SUPPORT FORCES
2	2	2	2	2	2	Air Rescue Squadrons
1	1	1	1	1	1	Weather Reconnaissance Squadron

Downgraded at 12-Year Intervals:
Not Automatically Declassified
DOD Dir 5200.10

[redacted]

TABLE 3 – USAF COMBAT FORCES, COMBAT FLYING SUPPORT FORCES, AND OPERATIONAL FLYING

KIND OF UNIT	JUL (1961)	AUG	SEP	OCT	NOV	DEC
	CANADA (Labrador,					
COMBAT FORCES WGS/SQS - TOTAL	/1	/1	/1	/1	/1	/1
Air Defense - Total	/1	/1	/1	/1	/1	/1
Fighter Interceptor	/1	/1	/1	/1	/1	/1
COMBAT FLYING SUPPORT FORCES						
Strategic						
Air Refueling Squadrons	7	6	6	6	6	6
OPERATIONAL FLYING SUPPORT FORCES						
Air Rescue Squadron	1	1	1	1	1	1
	PACIFIC AREA (Eniwetok, Guam, Hawaii, Japan,					
COMBAT FORCES WGS/SQS - TOTAL	8/29	9/30	7/30	7/30	8/30	8/30
Strategic - Total	/2	1/2	/2	/1	1/2	1/2
Bombardment, Medium f/	/2	1/2	/2	/1	1/2	1/2
Air Defense - Total	2/5	2/5	1/5	1/5	1/5	1/5
Fighter Interceptor	2/5	2/5	1/5	1/5	1/5	1/5
Tactical - Total	6/22	6/23	6/23	6/24	6/23	6/23
Tactical Bomb	1/3	1/3	1/3	1/3	1/3	1/3
Tactical Fighter	3/9	3/10	3/9	3/9	3/9	3/9
Tactical Reconnaissance	/2	/2	/2	/2	/2	/2
Troop Carrier, Heavy	1/2	1/2	1/2	1/3	1/2	1/2
Troop Carrier, Medium	1/3	1/3	1/3	1/3	1/3	1/3
Troop Carrier, Assault	-	-	-	-	-	-
Tactical Missile	/3	/3	/4	/4	/4	/4
COMBAT FLYING SUPPORT FORCES						
Tactical						
Air Refueling Squadrons	1	2	1	1	1	1
OPERATIONAL FLYING SUPPORT FORCES						
Air Transport Squadrons	2	2	2	2	2	2
Air Rescue Squadrons	4	4	4	4	4	4
Weather Reconnaissance Squadrons	1	1	1	1	1	1
	ALAS-					
COMBAT FORCES WGS/SQS - TOTAL	1/3	1/4	1/3	1/3	1/3	1/2
Strategic - Total	/2	/2	/2	/2	/2	/1
Bombardment, Medium f/	/2	/2	/2	/2	/2	/1
Air Defense - Total	1/1	1/1	1/1	1/1	1/1	1/1
Fighter Interceptor	1/1	1/1	1/1	1/1	1/1	1/1
Tactical - Total	-	/1	-	-	-	-
Tactical Fighter	-	/1	-	-	-	-
COMBAT FLYING SUPPORT FORCES						
Strategic						
Air Refueling Squadron	1	1	1	1	1	1
Air Defense						
Defense System Evaluation Squadron	1	1	1	1	1	1

a/ During July through December 1961, three squadrons of Bomb, Medium, included in count but wing not included.
b/ Missile units for allies not included.
c/ Counterinsurgency not included in totals.
d/ PACCS Squadron: Post Attack Command Control System Squadron.
e/ Includes 3 Air Transport Squadrons with Navy personnel.
f/ Rotation aircraft. Eleven aircraft (January through June 1962: fifteen aircraft) considered equivalent to one squadron.

SOURCE: Statistics and Reports Division, Directorate of [redacted]tems and Statistics, Comptroller of the Air Force

[redacted]

Downgraded at 12-Year Intervals:
Not Automatically Declassified
DOD Dir 5200.10

SUPPORT FORCES BY KIND OF UNIT, WORLD-WIDE, AT END OF MONTH — FY 1962 (CONTINUED)

JAN (1962)	FEB	MAR	APR	MAY	JUN	KIND OF UNIT
Newfoundland)						
/1	/1	/1	/1	/1	/1	COMBAT FORCES WGS/SQS - TOTAL
/1	/1	/1	/1	/1	/1	Air Defense - Total
/1	/1	/1	/1	/1	/1	Fighter Interceptor
						COMBAT FLYING SUPPORT FORCES
						Strategic
5	5	5	5	5	5	Air Refueling Squadrons
						OPERATIONAL FLYING SUPPORT FORCES
1	1	1	1	1	1	Air Rescue Squadron
Korea, Philippines, Okinawa, Taiwan)						
8/31	8/31	8/29	8/30	8/31	9/33	COMBAT FORCES WGS/SQS - TOTAL
1/1	1/1	1/1	1/1	1/1	1/1	Strategic - Total
1/1	1/1	1/1	1/1	1/1	1/1	Bombardment, Medium f/
1/5	1/5	1/5	1/5	1/5	1/5	Air Defense - Total
1/5	1/5	1/5	1/5	1/5	1/5	Fighter Interceptor
6/25	6/25	6/23	6/24	6/25	7/27	Tactical - Total
1/3	1/3	1/3	1/3	1/3	1/3	Tactical Bombardment
3/9	3/9	3/9	3/10	3/11	3/11	Tactical Fighter
/2	/2	/2	/2	/2	/2	Tactical Reconnaissance
1/2	1/2	1/2	1/2	1/2	1/2	Troop Carrier, Heavy
1/3	1/3	1/3	1/3	1/3	1/5	Troop Carrier, Medium
/2	/2	/2	/2	/2	1/2	Troop Carrier, Assault
/4	/4	/2	/2	/2	/2	Tactical Missile
						COMBAT FLYING SUPPORT FORCES
						Tactical
1	1	1	1	1	1	Air Refueling Squadron
						OPERATIONAL FLYING SUPPORT FORCES
2	2	2	2	2	2	Air Transport Squadrons
4	4	4	4	4	4	Air Rescue Squadrons
1	1	1	2	2	2	Weather Reconnaissance Squadrons
KA						
1/2	1/2	1/2	1/2	1/2	1/2	COMBAT FORCES WGS/SQS - TOTAL
/1	/1	/1	/1	/1	/1	Strategic - Total
/1	/1	/1	/1	/1	/1	Bombardment, Medium f/
1/1	1/1	1/1	1/1	1/1	1/1	Air Defense - Total
1/1	1/1	1/1	1/1	1/1	1/1	Fighter Interceptor
-	-	-	-	-	-	Tactical - Total
-	-	-	-	-	-	Tactical Fighter
						COMBAT FLYING SUPPORT FORCES
						Strategic
1	1	1	1	1	1	Air Refueling Squadron
						Air Defense
1	1	1	1	1	1	Defense System Evaluation Squadron

Squadrons in training for B-58.

DOWNGRADED AT 12 YEAR INTERVALS;
NOT AUTOMATICALLY DECLASSIFIED
DOD DIR. 5200.10

[redacted]

TABLE 4 — USAF COMBAT FORCES, COMBAT FLYING SUPPORT FORCES, AND OPERATIONAL FLYING SUPPORT FORCES BY KIND OF UNIT, BY COMMAND OF ASSIGNMENT, WORLD-WIDE, AT END OF QUARTER — FY 1962

(This table reflects the number of wings/squadrons organized on the date shown in the USAF Combat Forces, Combat Flying Support Forces and Operational Flying Support Forces by command of assignment as programmed in the USAF Force Structure. Squadrons in the Combat Forces not having wing or group assignments are shown in wing equivalents on the basis of approximately three or four squadrons to a wing, depending on the kind of unit and location. Units assigned to Continental US Commands and permanently located overseas are included in the Continental US Command to which assigned.)

KIND OF UNIT	SEP 1961	DEC 1961	MAR 1962	JUN 1962
	WORLD-WIDE			
COMBAT FORCES WGS/SQS - TOTAL	88/322	97/350	97/334	97/339
	AIR DEFENSE COMMAND			
COMBAT FORCES WGS/SQS - TOTAL	15/49	15/49	14/49	14/49
Air Defense - Total	15/49	15/49	14/49	14/49
Fighter Interceptor	13/41	13/41	12/41	12/41
Interceptor Missile a/	2/8	2/8	2/8	2/8
COMBAT FLYING SUPPORT FORCES				
Air Defense				
Aircraft Early Warning and Control Squadrons	6	6	7	7
Defense System Evaluation Squadrons	2	2	2	2
Drone Squadrons	1	1	1	1
	AIR FORCE LOGISTICS COMMAND			
OPERATIONAL FLYING SUPPORT FORCES				
Logistic Support Squadrons	3	3	2	2
	AIR FORCE SYSTEMS COMMAND			
OPERATIONAL FLYING SUPPORT FORCES				
Drone Squadrons	2	2	2	2
	ALASKAN AIR COMMAND (Includes Alaska)			
COMBAT FORCES WGS/SQS - TOTAL	/1	/1	/1	/1
Air Defense - Total	/1	/1	/1	/1
Fighter Interceptor	/1	/1	/1	/1
COMBAT FLYING SUPPORT FORCES				
Air Defense				
Defense System Evaluation Squadron	1	1	1	1
	MILITARY AIR TRANSPORT SERVICE			
COMBAT FORCES WGS/SQS - TOTAL	4/12	4/12	4/12	4/12
Air Defense - Total	/1	/1	/1	/1
Fighter Interceptor	/1	/1	/1	/1
Tactical - Total	4/11	4/11	4/11	4/11
Troop Carrier, Heavy	4/11	4/11	4/11	4/11

[redacted]

Downgraded at 12-Year Intervals:
Not Automatically Declassified
DOD Dir 5200.10

TABLE 4 — USAF COMBAT FORCES, COMBAT FLYING SUPPORT FORCES, AND OPERATIONAL FLYING SUPPORT FORCES BY KIND OF UNIT, BY COMMAND OF ASSIGNMENT, WORLD-WIDE, AT END OF QUARTER — FY 1962 (CONTINUED)

KIND OF UNIT	SEP 1961	DEC 1961	MAR 1962	JUN 1962
	MILITARY AIR TRANSPORT SERVICE (Continued)			
OPERATIONAL FLYING SUPPORT FORCES				
Air Transport Squadrons b/	21	28	30	30
Air Rescue Squadrons	10	10	11	11
Mapping and Charting Squadrons	2	2	2	2
Aeromedical Transport Squadrons, Light	3	3	3	3
Weather Reconnaissance Squadrons	2	2	4	5
	PACIFIC AIR FORCES (Includes Hawaii)			
COMBAT FORCES WGS/SQS - TOTAL	7/26	7/26	7/24	7/25
Air Defense - Total	2/5	2/5	2/5	2/5
Fighter Interceptor	2/5	2/5	2/5	2/5
Tactical - Total	5/21	5/21	5/19	5/20
Tactical Bombardment	1/3	1/3	1/3	1/3
Tactical Fighter	3/9	3/9	3/9	3/9
Tactical Reconnaissance	/2	/2	/2	/2
Troop Carrier, Medium	1/3	1/3	1/3	1/4
Tactical Missile	/4	/4	/2	/2
COMBAT FLYING SUPPORT FORCES				
Tactical				
Air Refueling Squadrons	1	1	1	1
	STRATEGIC AIR COMMAND			
COMBAT FORCES WGS/SQS - TOTAL	37/148	36/146	37/131	36/131
Strategic - Total	37/148	36/146	37/131	36/131
Bombardment, Heavy	14/42	14/42	14/42	14/42
Bombardment, Medium c/	18/74	18/73	19/57	18/54
Electronic Countermeasure	2/8	2/8	2/6	2/6
Strategic Reconnaissance, Medium	2/6	1/3	1/3	1/3
Strategic Missile a/	1/18	1/20	1/23	1/26
COMBAT FLYING SUPPORT FORCES				
Strategic				
Air Refueling Squadrons	58	60	60	61
PACCS Squadron d/	-	-	1	1
Missile Augmentations				
GAM-72 (B-52 Squadrons)	10	11	14	14
GAM-77 (B-52 Squadrons)	11	14	20	20
	TACTICAL AIR COMMAND			
COMBAT FORCES WGS/SQS - TOTAL	12/45	19/64	19/65	20/68
Tactical - Total	12/45	19/64	19/65	20/68
Tactical Fighter	7/28	11/39	11/39	12/43
Tactical Reconnaissance	1/4	2/7	2/7	2/7
Troop Carrier, Heavy	-	2/5	2/5	2/5
Troop Carrier, Medium	2/7	2/7	2/8	2/7
Troop Carrier, Assault	2/6	2/6	2/6	2/6
Counterinsurgency e/				
Fighter Squadron Commando	-	-	-	1
Troop Carrier Squadron Commando	-	-	-	1

Downgraded at 12-Year Intervals:
Not Automatically Declassified
DOD Dir 5200.10

[redacted]

TABLE 4 — USAF COMBAT FORCES, COMBAT FLYING SUPPORT FORCES, AND OPERATIONAL FLYING SUPPORT FORCES BY KIND OF UNIT, BY COMMAND OF ASSIGNMENT, WORLD-WIDE, AT END OF QUARTER — FY 1962 (CONTINUED)

KIND OF UNIT	SEP 1961	DEC 1961	MAR 1962	JUN 1962
	TACTICAL AIR COMMAND (Continued)			
COMBAT FLYING SUPPORT FORCES				
Tactical				
Air Refueling Squadrons	4	4	4	4
Aerial Tracking Squadron	1	1	1	1
	U S AIR FORCES IN EUROPE			
COMBAT FORCES WGS/SQS - TOTAL	13/41	16/52	16/52	16/53
Air Defense - Total	2/6	2/6	2/6	2/6
Fighter Interceptor	2/6	2/6	2/6	2/6
Tactical - Total	11/35	14/46	14/46	14/47
Tactical Bomb	1/3	1/3	1/3	-
Tactical Fighter	6/18	9/28	9/28	10/32
Tactical Reconnaissance	2/8	2/9	2/9	2/9
Troop Carrier, Medium	1/3	1/3	1/3	1/3
Tactical Missile	1/3	1/3	1/3	1/3
COMBAT FLYING SUPPORT FORCES				
Tactical				
Air Refueling Squadrons	1	1	1	1

a/ Missile units for allies not included.
b/ Includes three Air Transport squadrons with Navy personnel.
c/ During September and December 1961, three squadrons of Bomb, Medium, included in count but wing not included. Squadrons in training for B-58.
d/ Post-Attack Command Control System Squadron (PACCS)
e/ Counterinsurgency not included in totals.

SOURCE: Statistics and Reports Division, Directorate of Data Systems and Statistics, Comptroller of the Air Force

[redacted]

Downgraded at 12-Year Intervals:
Not Automatically Declassified
DOD Dir 5200.10

[redacted]

TABLE 5 — USAF COMBAT FORCES AND SELECTED COMBAT FLYING SUPPORT FORCES ORGANIZED AND EQUIPPED — AIRCRAFT AUTHORIZED, POSSESSED, AND READY, AND CREWS AUTHORIZED, FORMED, AND READY, BY WEAPONS SYSTEM, AT END OF QUARTER — FY 1962

(Table below is a new table based on a revision of Table 5, FY 1961 USAF Statistical Digest and depicts aircraft only)

WEAPONS SYSTEM	WINGS/SQUADRONS		AIRCRAFT			CREWS		
	Organized	Equipped	Authorized	Possessed	Ready	Authorized	Formed	Ready
	30 SEPTEMBER 1961							
COMBAT FORCES WGS/SQS - TOTAL	84/289	82/280	4,884	4,469	3,363	6,611	6,564	5,716
Strategic - Total	36/130	34/121	1,655	1,519	1,262	2,648	2,492	2,238
Strategic Bombers - Total	34/124	33/118	1,565	1,471	1,237	2,504	2,427	2,179
B/E-47	19/76	19/76	855	889	777	1,368	1,450	1,318
B-52	14/42	13/38	630	536	458	1,008	938	841
B-58	1/6	1/4	80	46	2	128	39	20
Strategic Reconnaissance, Medium	2/6	1/3	90	48	25	144	65	59
RB/ERB-47	2/6	1/3	90	48	25	144	65	59
Air Defense - Total	17/54	17/54	1,263	1,130	716	1,553	1,522	1,392
Fighter Interceptor - Total	17/54	17/54	1,263	1,130	716	1,553	1,522	1,392
F-89D	/1	/1	12	12	8	17	17	16
F-101B	5/17	5/17	392	341	230	479	437	422
F/TF-102A	7/22	7/22	580	536	403	718	748	702
F-106A	5/14	5/14	279	241	75	339	320	252
Tactical - Total	31/105	31/105	1,966	1,820	1,385	2,410	2,550	2,086
Tactical Bomber - Total	2/6	2/6	96	101	87	120	122	108
B-57	1/3	1/3	48	49	44	60	58	52
B-66	1/3	1/3	48	52	43	60	64	56
Tactical Fighter - Total	16/55	16/55	1,179	1,044	778	1,459	1,561	1,202
F-100	12/41	12/41	885	795	626	1,097	1,220	1,022
F-101A/C	1/3	1/3	75	66	53	93	100	90
F-104C/D	1/4	1/4	72	60	46	88	100	62
F-105B/D	2/7	2/7	147	123	53	181	141	28
Tactical Reconnaissance - Total	3/14	3/14	255	245	187	318	331	299
B/RB/WB-66	1/6	1/6	111	107	83	136	133	116
RF-101A/C	2/8	2/8	144	138	104	182	198	183
Troop Carrier - Total	10/30	10/30	436	430	333	513	536	477
C-124 Heavy	4/11	4/11	132	130	98	165	158	141
C-130 Medium	4/13	4/13	208	207	158	252	263	233
C-123 Assault	2/6	2/6	96	93	77	96	115	103
COMBAT FLYING SUPPORT FORCES								
Air Refueling Sqs - Total	64	64	1,125	1,142	982	1,733	1,776	1,692
Strategic - Total	58	58	1,005	1,025	882	1,608	1,614	1,544
KC-97	29	29	580	609	501	928	894	854
KC-135	29	29	425	416	381	680	720	690
Tactical - Total	6	6	120	117	100	125	162	148
KB-50	6	6	120	117	100	125	162	148
OPERATIONAL FLYING SUPPORT FORCES								
Air Transport Sqs - Total a/	21	21	335	340	266	719	695	633
C-54	-	-	4	4	3	8	7	5
C-118	7	7	95	92	76	200	205	176
C-121	3	3	56	58	44	117	123	109
C-124	8	8	128	139	109	280	246	239
C-133	3	3	44	40	27	96	97	89
C-135	-	-	8	7	7	18	17	15

[redacted]

Downgraded at 12-Year Intervals:
Not Automatically Declassified
DOD Dir 5200.10

[redacted]

TABLE 5 — USAF COMBAT FORCES AND SELECTED COMBAT FLYING SUPPORT FORCES ORGANIZED AND EQUIPPED — AIRCRAFT AUTHORIZED, POSSESSED AND READY, AND CREWS AUTHORIZED, FORMED AND READY, BY WEAPONS SYSTEM, AT END OF QUARTER — FY 1962 (CONTINUED)

WEAPONS SYSTEM	WINGS/SQUADRONS		AIRCRAFT			CREWS		
	Organized	Equipped	Authorized	Possessed	Ready	Authorized	Formed	Ready
	31 DECEMBER 1961							
COMBAT FORCES WGS/SQS - TOTAL	93/315	92/310	5,461	5,135	3,857	7,568	7,469	6,492
Strategic - Total	35/126	34/122	1,610	1,527	1,297	2,801	2,555	2,312
Strategic Bombers - Total	34/123	33/119	1,565	1,484	1,264	2,729	2,493	2,254
B-47	17/67	17/67	765	793	695	1,377	1,283	1,179
E-47	2/8	2/8	90	86	82	162	167	146
B-52	14/42	13/39	630	550	478	1,062	971	891
B-58	1/6	1/5	80	55	9	128	72	38
Strategic Reconnaissance, Medium - Total	1/3	1/3	45	43	33	72	62	58
RB/ERB-47	1/3	1/3	45	43	33	72	62	58
Air Defense - Total	17/54	17/54	1,263	1,129	773	1,552	1,499	1,382
Fighter Interceptor - Total	17/54	17/54	1,263	1,129	773	1,552	1,499	1,382
F-89	/1	/1	12	12	8	16	17	17
F-101B	5/17	5/17	392	337	241	479	418	404
F/TF-102A	7/22	7/22	580	534	385	718	749	696
F-106A/B	5/14	5/14	279	246	139	339	315	265
Tactical - Total	41/135	41/134	2,588	2,479	1,787	3,215	3,415	2,798
Tactical Bomber - Total	2/6	2/6	96	100	87	120	133	115
B-57	1/3	1/3	48	49	49	60	65	56
B-66	1/3	1/3	48	51	38	60	68	59
Tactical Fighter - Total	23/76	23/75	1,689	1,584	1,077	2,089	2,312	1,830
F-84	4/12	4/12	300	308	237	372	412	325
F-86	1/3	1/3	75	74	53	93	99	71
F-100	13/44	13/43	960	869	610	1,190	1,306	1,115
F-101A/C	1/3	1/3	75	65	48	93	105	89
F-104C/D	2/7	2/7	132	113	62	160	192	146
F-105B/C	2/7	2/7	147	155	67	181	198	84
Tactical Reconnaissance - Total	4/18	4/18	327	329	247	406	415	370
B/RB/WB-66	1/6	1/6	111	117	77	136	127	115
RF-84F	1/4	1/4	72	81	62	88	91	81
RF-101A/C	2/8	2/8	144	131	108	182	197	174
Troop Carrier - Total	12/35	12/35	476	466	376	600	555	483
C-124 Heavy	6/16	6/16	172	176	136	248	211	183
C-130 Medium	4/13	4/13	208	199	159	252	258	223
C-123 Assault	2/5	2/5	80	74	68	80	68	60
C-130 Assault	/1	/1	16	17	13	20	18	17
COMBAT FLYING SUPPORT FORCES								
Air Refueling Squadrons - Total	66	64	1,140	1,167	1,038	1,949	1,796	1,705
Strategic - Total	60	58	1,020	1,057	950	1,824	1,636	1,555
KC-97	29	29	580	617	539	1,044	906	843
KC-135	31	29	440	440	411	780	730	712
Tactical - Total	6	6	120	110	88	125	160	150
KB-50	6	6	120	110	88	125	160	150
OPERATIONAL FLYING SUPPORT FORCES								
Air Transport Squadrons - Total a/	28	27	405	385	259	882	807	701
C-54	-	-	4	4	4	8	6	6
C-97	6	6	48	43	29	96	87	72
C-118	6	6	95	86	73	210	193	176
C-121	3	3	56	55	32	117	128	110
C-124	8	8	128	142	91	290	258	234
C-133	3	3	44	41	18	96	99	86
C-135	2	1	30	14	12	65	36	17

[redacted]

DOWNGRADED AT 12 YEAR INTERVALS;
NOT AUTOMATICALLY DECLASSIFIED
DOD DIR. 5200.10

[redacted]

TABLE 5 — USAF COMBAT FORCES AND SELECTED COMBAT FLYING SUPPORT FORCES ORGANIZED AND EQUIPPED — AIRCRAFT AUTHORIZED, POSSESSED AND READY, AND CREWS AUTHORIZED. FORMED AND READY, BY WEAPONS SYSTEM, AT END OF QUARTER — FY 1962 (CONTINUED)

WEAPON SYSTEM	WINGS/SQUADRONS		AIRCRAFT			CREWS		
	Organized	Equipped	Authorized	Possessed	Ready	Authorized	Formed	Ready
	31 MARCH 1962							
COMBAT FORCES WINGS/SQUADRONS - TOTAL	93/298	92/296	5,477	5,117	3,842	7,552	7,564	6,792
Strategic - Total	36/108	35/106	1,610	1,568	1,281	2,801	2,590	2,406
Strategic Bombers - Total	35/105	34/103	1,565	1,515	1,243	2,729	2,528	2,344
B-47	17/51	17/51	765	790	652	1,377	1,291	1,199
E-47	2/6	2/6	90	89	77	162	162	151
B-52	14/42	13/40	630	568	505	1,062	1,008	944
B-58	2/6	2/6	80	68	9	128	67	50
Strategic Reconnaissance, Medium - Total	1/3	1/3	45	53	38	72	62	62
RB/ERB-47	1/3	1/3	45	53	38	72	62	62
Air Defense - Total	16/54	16/54	1,263	1,090	805	1,547	1,554	1,479
Fighter Interceptor - Total	16/54	16/54	1,263	1,090	805	1,547	1,554	1,479
F-89	/1	/1	12	12	7	16	15	15
F-101B/F	5/17	5/17	392	298	230	479	422	410
F/TF-102A	7/22	7/22	580	531	403	713	773	738
F-106A/B	4/14	4/14	279	249	165	339	344	316
Tactical - Total	41/136	41/136	2,604	2,459	1,756	3,204	3,420	2,907
Tactical Bomber - Total	2/6	2/6	96	99	84	120	126	123
B-57	1/3	1/3	48	49	35	60	62	59
B-66	1/3	1/3	48	50	49	60	64	64
Tactical Fighter - Total	23/76	23/76	1,689	1,587	1,082	2,083	2,334	1,913
F-84	4/12	4/12	300	302	205	372	411	343
F-86	1/3	1/3	75	75	55	93	102	92
F-100C/D/F	12/41	12/41	885	831	612	1,091	1,279	1,111
F-101A/C	1/3	1/3	75	65	44	93	99	82
F-104C/D	2/7	2/7	132	113	76	160	176	147
F-105B/D	3/10	3/10	222	201	90	274	267	138
Tactical Reconnaissance - Total	4/18	4/18	327	313	231	406	398	370
B/RB/WB-66	1/6	1/6	111	113	84	136	118	104
RF/84F	1/4	1/4	72	79	58	88	95	93
RF-101A/C	2/8	2/8	144	121	89	182	185	173
Troop Carrier - Total	12/36	12/36	492	460	359	595	562	501
C-124 Heavy	6/16	6/16	172	177	140	223	221	200
C-130 Medium	4/14	4/14	224	208	159	272	265	232
C-123 Assault	2/5	2/5	80	59	47	80	60	54
C-130 Assault	/1	/1	16	16	13	20	16	15
COMBAT FLYING SUPPORT FORCES								
Air Refueling Squadrons - Total	66	65	1,155	1,161	1,000	1,976	1,831	1,709
Strategic	60	59	1,035	1,056	927	1,851	1,682	1,584
KC-97	29	29	580	610	517	1,044	933	865
KC-135	31	30	455	446	410	807	749	719
Tactical	6	6	120	105	73	125	149	125
KB-50	6	6	120	105	73	125	149	125
OPERATIONAL FLYING SUPPORT FORCES								
Air Transport Squadrons - Total a/	30	28	417	399	305	873	802	728
C-54	-	-	4	4	3	8	6	4
C-97	6	6	48	44	35	96	85	74

[redacted]

DOWNGRADED AT 12 YEAR INTERVALS;
NOT AUTOMATICALLY DECLASSIFIED
DOD DIR. 5200.10

[redacted]

TABLE 5 — USAF COMBAT FORCES AND SELECTED COMBAT FLYING SUPPORT FORCES ORGANIZED AND EQUIPPED — AIRCRAFT AUTHORIZED, POSSESSED AND READY, AND CREWS AUTHORIZED, FORMED AND READY, BY WEAPONS SYSTEM, AT END OF QUARTER — FY 1962 (CONTINUED)

WEAPON SYSTEM	WINGS/SQUADRONS		AIRCRAFT			CREWS		
	Organized	Equipped	Authorized	Possessed	Ready	Authorized	Formed	Ready
	31 MARCH 1962 (Continued)							
OPERATIONAL FLYING SUPPORT FORCES (CONTINUED)								
Air Transport Squadrons (Continued)								
C-118	6	6	95	86	74	191	183	172
C-121	3	3	52	54	35	109	117	111
C-124	9	9	144	155	115	308	279	268
C-133	3	3	44	39	27	96	89	72
C-135	3	1	30	17	16	65	43	27
	30 JUNE 1962							
COMBAT FORCES WGS/SQS - TOTAL	93/300	90/288	5,474	5,030	3,950	7,529	7,208	6,654
Strategic - Total	35/105	34/104	1,565	1,562	1,284	2,720	2,626	2,524
Strategic Bombers - Total	34/102	33/101	1,520	1,513	1,256	2,648	2,565	2,470
B-47	16/48	16/48	720	772	670	1,296	1,291	1,251
E-47	2/6	2/6	90	86	70	162	161	157
B-52	14/42	13/41	630	584	512	1,062	1,042	1,008
B-58	2/6	2/6	80	71	4	128	71	54
Strategic Reconnaissance, Medium - Total	1/3	1/3	45	49	28	72	61	54
RB/ERB-47	1/3	1/3	45	49	28	72	61	54
Air Defense - Total	16/54	16/54	1,181	1,078	864	1,453	1,501	1,395
Fighter Interceptor - Total	16/54	16/54	1,181	1,078	864	1,453	1,501	1,395
F-89	/1	/1	12	11	9	16	17	15
F-101B/F	5/17	5/17	312	289	228	381	390	381
F/TF-102A	7/22	7/22	580	527	431	719	747	681
F-106A/B	4/14	4/14	277	251	196	337	347	318
Tactical - Total	42/141	40/130	2,728	2,390	1,802	3,356	3,081	2,735
Tactical Bomb - Total	1/3	1/3	48	54	51	60	65	64
B-57	1/3	1/3	48	54	51	60	65	64
Tactical Fighter - Total	25/84	23/74	1,861	1,566	1,136	2,295	2,185	1,914
F-84	6/20	4/12	472	296	216	584	405	360
F-86	1/3	1/3	75	74	56	93	103	94
F-100C/D/F	12/40	12/40	860	831	659	1,060	1,189	1,074
F-101A/C	1/3	1/3	75	63	47	93	93	83
F-104C/D	2/6	2/6	114	102	68	138	133	124
F-105B/D	3/12	3/10	265	200	90	327	262	179
Tactical Reconnaissance - Total	4/18	4/18	327	324	253	406	377	342
B/RB/WB-66	1/6	1/6	111	115	91	136	122	110
RF-84F	1/4	1/4	72	85	68	88	95	94
RF-101A/C	2/8	2/8	144	124	94	182	160	138
Troop Carrier - Total	12/36	12/35	492	446	362	595	454	415
C-124 Heavy	6/16	6/16	172	161	131	223	207	194
C-130 Medium	4/14	4/14	224	218	178	272	193	168
C-123 Assault	2/5	2/4	80	55	42	80	35	35
C-130 Assault	/1	/1	16	12	11	20	19	18

[redacted]

DOWNGRADED AT 12 YEAR INTERVALS;
NOT AUTOMATICALLY DECLASSIFIED
DOD DIR. 5200.10

TABLE 5 — USAF COMBAT FORCES AND SELECTED COMBAT FLYING SUPPORT FORCES ORGANIZED AND EQUIPPED — AIRCRAFT AUTHORIZED, POSSESSED AND READY, AND CREWS AUTHORIZED, FORMED AND READY, BY WEAPONS SYSTEM, AT END OF QUARTER — FY 1962 (CONTINUED)

WEAPON SYSTEM	WINGS/SQUADRONS		AIRCRAFT			CREWS		
	Orga-orized	Equipped	Auth-orized	Poss-essed	Ready	Auth-orized	Formed	Ready
	30 JUNE 1962 (Continued)							
COMBAT FORCES WINGS/SQUADRONS (CONTINUED)								
COMBAT FLYING SUPPORT FORCES								
Air Refueling Squadrons - Total	67	63	1,185	1,146	1,016	2,030	1,797	1,744
Strategic	61	57	1,065	1,042	935	1,905	1,665	1,629
KC-97	29	27	580	583	508	1,044	897	881
KC-135	32	30	485	459	427	861	768	748
Tactical	6	6	120	104	81	125	132	115
KB-50	6	6	120	104	81	125	132	115
OPERATIONAL FLYING SUPPORT FORCES								
Air Transport Squadrons - Total a/	30	29	422	418	319	885	794	704
C-54	-	-	4	4	4	8	-	-
C-97	6	6	48	44	39	96	85	76
C-118	6	6	95	98	86	191	175	165
C-121	3	3	52	54	38	109	109	102
C-124	9	9	144	145	107	309	268	249
C-133	3	3	44	38	22	96	86	62
C-135	3	2	35	35	23	76	71	50

a/ Air Transport squadrons with Navy personnel included: 2 squadrons with C-118 aircraft and 1 squadron with C-121 aircraft. The C-54 aircraft represent a detachment of the C-121 squadron.

SOURCE: Statistics and Reports Division, Directorate of Data Systems and Statistics, Comptroller of the Air Force

Downgraded at 12-Year Intervals:
Not Automatically Declassified
DOD Dir 5200.10

[redacted]

TABLE 6 — USAF COMBAT MISSILE FORCES ORGANIZED AND EQUIPPED, MISSILES AUTHORIZED, ON ALERT, AND WITH EMERGENCY COMBAT CAPABILITY AND OPERATIONAL LAUNCHERS AUTHORIZED BY WEAPONS SYSTEM, AT END OF QUARTER — FY 1962

(Table below is a new table based on a revision of Table 5, FY 1961 USAF Statistical Digest and depicts missiles only)

WEAPONS SYSTEM	Wings and Squadrons		MISSILES				Authorized Operational Launchers
				Combat Capability			
	Organized	Equipped	Authorized	Total	On Primary Alert	Emergency Combat Capability	
	30 SEPTEMBER 1961						
USAF - TOTAL	4/33	4/20	735	403	363	40	581
Strategic - Total	1/18	1/7	192	26	14	12	174
SM-68A	/6	-	60	-	-	-	54
SM-65D	/4	/3	37	16	11	5	32
SM-65E	/3	/3	30	10	3	7	27
SM-65F	/5	/1	65	-	-	-	61
Air Defense - Total	2/8	2/8	325	204	193	11	307
IM-99A	/4	/4	209	162	153	9	195
IM-99B	/3	/3	116	42	40	2	112
IM-99A/B	/1	/1	a/	a/	a/	a/	a/
Tactical - Total	1/7	1/5	218	173	156	17	100
TM-76A	/2	/2	72	63	56	7	48
TM-76B	/2	-	36	-	-	-	32
TM-61C	/3	/3	110	110	100	10	20
	31 DECEMBER 1961						
USAF - TOTAL	4/35	4/20	774	421	291	130	639
Strategic - Total	1/20	1/7	255	44	22	22	233
SM-80	/1	-	50	-	-	-	50
SM-68A	/6	-	60	-	-	-	54
SM-65D	/4	/4	37	21	8	13	30
SM-65E	/3	/3	30	23	14	9	27
SM-65F	/6	-	78	-	-	-	72
Air Defense - Total	2/8	2/7	325	273	221	52	306
IM-99A	/4	/4	209	195	174	21	195
IM-99B	/3	/2	116	78	47	31	111
IM-99A/B	/1	/1	a/	a/	a/	a/	a/
Tactical - Total	1/7	1/6	194	104	48	56	100
TM-76A	/2	/2	72	30	30	-	48
TM-76B	/2	/1	36	4	-	4	32
TM-61C	/3	/3	86	70	18	52	20
	31 MARCH 1962						
USAF - TOTAL	4/36	4/21	780	464	392	72	703
Strategic - Total	1/23	1/9	323	74	37	37	305
SM-80	/2	-	100	-	-	-	100
SM-68A	/6	/2	60	17	-	17	54
SM-68B	/2	-	20	-	-	-	18
SM-65D	/4	/4	37	30	14	16	34
SM-65E	/3	/3	28	27	23	4	27
SM-65F	/6	-	78	-	-	-	72

[redacted]

Downgraded at 12-Year Intervals:
Not Automatically Declassified
DOD Dir 5200.10

TABLE 6 — USAF COMBAT MISSILE FORCES ORGANIZED AND EQUIPPED, MISSILES AUTHORIZED, ON ALERT, AND WITH EMERGENCY COMBAT CAPABILITY AND OPERATIONAL LAUNCHERS AUTHORIZED BY WEAPONS SYSTEM, AT END OF QUARTER — FY 1962 (CONTINUED)

WEAPONS SYSTEM	Wings and Squadrons		MISSILES				Authorized Operational Launchers
				Combat Capability			
	Organized	Equipped	Authorized	Total	On Primary Alert	Emergency Combat Capability	
	31 MARCH 1962 (Continued)						
Air Defense - Total	2/8	2/8	325	306	280	26	307
IM-99A	/4	/4	209	195	180	15	195
IM-99B	/3	/3	116	111	100	11	112
IM-99A/B	/1	/1	a/	a/	a/	a/	a/
Tactical - Total	1/5	1/4	132	84	75	9	91
TM-76A	/2	/2	72	44	44	-	48
TM-76B	/2	/1	36	3	3	-	32
TM-61C	/1	/1	24	37	28	9	11
	30 JUNE 1962						
USAF - TOTAL	4/39	4/25	849	479	408	71	767
Strategic - Total	1/26	1/13	392	92	51	41	371
SM-80	/3	-	150	-	-	-	150
SM-68A	/6	/3	60	27	12	15	54
SM-68B	/4	-	39	-	-	-	36
SM-65D	/4	/4	35	32	18	14	32
SM-65E	/3	/3	30	25	21	4	27
SM-65F	/6	/3	78	8	-	8	72
Air Defense - Total	2/8	2/8	325	307	279	28	307
IM-99A	/4	/4	209	195	175	20	195
IM-99B	/3	/3	116	112	104	8	112
IM-99A/B	/1	/1	a/	a/	a/	a/	a/
Tactical - Total	1/5	1/4	132	80	78	2	89
TM-76A	/2	/2	72	44	44	-	48
TM-76B	/2	/1	36	12	10	2	32
TM-61C	/1	/1	24	24	24	-	9

a/ Included in figures above

SOURCE: Statistics and Reports Division, Directorate of Data Systems and Statistics, Comptroller of the Air Force

Downgraded at 12-Year Intervals:
Not Automatically Declassified
DOD Dir 5200.10

[redacted]

TABLE 7 — RELATIVE OPERATIONAL CAPABILITIES OF USAF COMBAT WINGS AND SQUADRONS BY KIND OF UNIT, SEMIANNUALLY — FY 1962

KIND OF UNIT	31 DECEMBER 1961					30 JUNE 1962				
	TOTAL	C-1	C-2	C-3	C-4	TOTAL	C-1	C-2	C-3	C-4
COMBAT WGS/SQS - TOTAL	97/350	62/214	20/69	10/30	5/37	97/339	73/228	11/41	5/24	8/46
Strategic Forces - Total	36/146	30/108	2/7	/1	4/30	36/131	32/97	1/4	/5	3/25
Bombardment, Heavy	14/42	11/33	2/5	-	1/4	14/42	13/39	1/2	-	/1
Bombardment, Medium	18/73	16/64	-	-	2/9	18/54	16/48	-	-	2/6
Electronic Counter Measure	2/8	2/8	-	-	-	2/6	2/6	-	-	-
Strategic Reconnaissance, Medium	1/3	1/3	-	-	-	1/3	1/3	-	-	-
Strategic Missile	1/20	-	/2	/1	1/17	1/26	/1	/2	/5	1/18
Air Defense Forces - Total	19/62	8/26	6/21	5/14	/1	18/62	14/44	3/12	1/6	-
Fighter Interceptor	17/54	6/19	6/21	5/14	-	16/54	12/36	3/12	1/6	-
Interceptor Missile	2/8	2/7	-	-	/1	2/8	2/8	-	-	-
Tactical Forces - Total	42/142	24/80	12/41	5/15	1/6	43/146	27/87	7/25	4/13	5/21
Tactical Bomb	2/6	2/6	-	-	-	1/3	1/3	-	-	-
Tactical Fighter	23/76	10/33	7/25	5/14	1/4	25/84	13/44	5/15	3/9	4/16
Tactical Reconnaissance	4/18	4/16	/2	-	-	4/18	4/15	/3	-	-
Troop Carrier, Heavy	6/16	3/8	3/8	-	-	6/16	6/16	-	-	-
Troop Carrier, Medium	4/13	3/11	1/2	-	-	4/14	1/3	1/5	1/4	1/2
Troop Carrier, Assault	2/6	1/2	1/3	/1	-	2/6	1/3	1/2	-	/1
Tactical Missile	1/7	1/4	/1	-	/2	1/5	1/3	-	-	/2

MISSILE UNITS

C-1 - FULLY OPERATIONALLY READY. A high degree of relative effectiveness. The unit is adequately manned, equipped, and trained to perform its primary mission capably. At least 80 percent of the unit's authorized operational launchers are on primary alert status.
C-2 - OPERATIONALLY READY. A lesser degree of capability than C-1. Minor deficiencies exist in personnel, facilities, equipment, training, etc. At least 65 percent of the unit's authorized operational launchers are on primary alert status.
C-3 - MARGINALLY OPERATIONALLY READY. A lesser degree of capability than C-2. Major deficiencies exist in personnel, facilities, equipment, training, etc. At least 35 percent of the unit's authorized operational launchers are on primary alert status.
C-4 - NOT OPERATIONALLY READY. A very low degree of effectiveness. Unit cannot perform its operational mission. Extreme deficiencies exist in personnel, facilities, equipment, training, etc. Primary alert status is lower than C-3. This rating may be used to describe units in process of activation, inactivation, and major missile conversion.

AIRCRAFT UNITS

C-1 - FULLY OPERATIONALLY READY. A high degree of relative effectiveness. The unit is adequately manned, equipped, trained, and is fully capable of performing its primary mission. At least 85 percent of authorized aircraft are possessed; at least 71 percent of authorized aircraft are operationally ready; at least 80 percent of authorized aircrews are formed; at least 75 percent of authorized aircrews are operationally ready and at least one operationally ready aircrew is available to man the minimum number of operationally ready aircraft required for a C-1 rating.
C-2 - OPERATIONALLY READY. A lesser degree of capability than C-1. Minor deficiencies exist in personnel, facilities, equipment, training, etc. Sixty-one to eighty-four percent of authorized aircraft are possessed; 51-70 percent of authorized aircraft are operationally ready; 56-79 percent of authorized aircrews are formed; 51-74 percent of authorized aircrews are operationally ready and at least one operationally ready aircrew is available to man the minimum number of operationally ready aircraft required for a C-2 rating.
C-3 - MARGINALLY OPERATIONALLY READY. A lesser degree of capability than C-2. Major deficiencies exist in personnel, facilities, equipment, training, etc. Thirty-one to sixty percent of authorized aircraft are possessed; 25-50 percent of authorized aircraft are operationally ready; 31-55 percent of authorized aircrews are formed; 25-50 percent of authorized aircrews are operationally ready and at least one operationally ready aircrew is available to man the minimum number of operationally ready aircraft required for a C-3 rating.
C-4 - NOT OPERATIONALLY READY. A very low degree of effectiveness. Unit is incapable of performing its operational mission. Extreme deficiencies exist in personnel, facilities, equipment, training, etc. Aircraft and aircrew percentages are lower than those prescribed for C-3. This rating may be used to describe units in process of activation, inactivation, and major aircraft conversion.

SOURCE: Statistics and Reports Division, Directorate of Data Systems and Statistics, Comptroller of the Air Force

[redacted]

Downgraded at 12-Year Intervals:
Not Automatically Declassified
DOD Dir 5200.10

Flight Operations

PART II

FLIGHT OPERATIONS

INTRODUCTION

Aircraft flight operations data included in this section are based on statistics submitted in accordance with AFR and AFM 65-110, RCS: 1-AF-A1. These reports are compiled on a physical possession basis with the various activity categories determined by the assignment or status of the aircraft rather than actual use.

The tables provide summary data covering flight operations for operating active USAF aircraft and include aircraft flying hours, utilization, etc. Non-operating and inactive are shown in one-line entries.

DEFINITIONS

OPERATING ACTIVE AIRCRAFT - Aircraft currently and actively engaged in or supporting flying missions. Assignment codes are as follows:

(CA) Combat Support Units - Aircraft assigned for the direct accomplishment of combat support operations.

(CC) Combat Units - Aircraft assigned for the direct accomplishment of combat unit operations.

(CF) Combat Flying Support - Aircraft assigned for the purpose of accomplishing essential combat flying functions that cannot be performed in tactical type aircraft.

(EB) Bailment Test - Aircraft assigned to approved Air Force contractors for the performance or support of research, development, or test programs for the Air Force.

(EH) Test Support - Aircraft assigned for the purpose of supporting test programs by actual participation.

(EI) Test - Aircraft assigned to evaluate the aircraft or its components or for the purpose of research, development, or test of equipment requiring airborne platforms.

(IF) Industrial Funded - Aircraft assigned to Military Air Transport Service (MATS) for the accomplishment of single manager operations for airlift service.

(SA) Administrative - Aircraft assigned to support command administrative, executive, and inspection functions.

(SC) Combat Unit Support - Aircraft assigned for the direct support of combat units and combat supporting unit operations.

(SD) Operational Support - Aircraft assigned to Air Force units in support of proficiency flying for those rated personnel who are not assigned to crew positions and cannot be provided their AFR 60-2 flying requirements in aircraft assigned in any other code.

(SF) Special Activity - Aircraft assigned to accomplish specific special activities of the Air Force and other Government agencies.

(SH) Local Rescue - Aircraft assigned to accomplish necessary local rescue missions.

(SI) Command Mission Support - Aircraft assigned to accomplish necessary unscheduled airlift of personnel and materiel in support of Air Force bases and units.

(TF) Student and Combat Crew Training - Aircraft assigned to accomplish student and combat crew training or indoctrination.

NON-OPERATING ACTIVE AIRCRAFT - Single line entries include in preparation or awaiting preparation for MAP possession (PM), en route (PL), flyable storage (PR), repair or crash damage (WJ), depot prototyping (WP - for use by Air Force Logistics Command only), performance of depot level maintenance and repair (WO), crash damage (WR - to be used only on reassignment to Air Force Logistics Command), and excess to command (XJ).

INACTIVE AIRCRAFT - Single line entries include Codes: XT (storage), XV (recommended reclamation), XU (bailment), and XS (excess to USAF requirements).

[redacted]

TABLE 8 — USAF FLIGHT OPERATIONS OF ACTIVE AIRCRAFT BY

(Rates are based on hours flown per aver

TYPE AND MODEL	TOTAL		FIRST QUARTER			SECOND QUARTER		
	Hours Flown	Average Aircraft On Hand During Year	Hours Flown	Average Aircraft On Hand During Quarter	Quarter Utilization Rate	Hours Flown	Average Aircraft On Hand During Quarter	Quarter Utilization Rate
TOTAL	6,270,014	13,659	1,590,784	13,203		1,517,694	13,739	
OPERATING ACTIVE - TOTAL	6,250,094	12,991	1,584,745	12,672		1,511,608	13,207	
NON-OPERATING ACTIVE - TOTAL	19,920	668	6,039	531		6,086	532	
								OPERATING
BOMBER - TOTAL	849,362	1,736	213,302	1,801	118	206,656	1,724	119
B-66	16,709	55	5,533	66	84	4,992	64	78
B-58	10,230	54	2,455	45	55	2,445	53	46
B-57	60,211	161	15,625	167	94	14,895	165	90
B-52	375,960	564	89,185	553	161	89,731	549	163
B-47	386,238	902	100,490	970	104	94,593	893	106
GB-26	14	-	14	-	-	-	-	-
TANKER - TOTAL	509,392	1,196	127,637	1,194	107	128,264	1,201	107
KC-135	220,432	446	52,266	422	124	54,337	435	125
KC-97	247,260	642	62,527	658	95	62,793	654	96
KB-50	41,700	108	12,844	114	113	11,134	112	99
FIGHTER - TOTAL	889,558	3,228	209,210	2,884	73	213,991	3,351	64
F-106	56,938	260	12,441	247	50	9,945	271	37
F-105	46,989	243	9,827	197	50	9,793	234	42
F-104A/B	11,008	52	610	19	32	1,599	49	33
F-104C/D	18,825	75	5,326	67	79	3,762	66	57
F/TF-102	177,133	633	43,360	623	70	43,007	644	67
F-101A/C	24,577	68	6,992	70	100	5,580	69	81
F-101B/F	99,993	337	26,935	371	73	24,151	353	68
F-100	340,110	1,145	90,974	1,117	81	85,562	1,174	73
F-89	12,192	45	3,593	50	72	2,745	45	61
F-86L	8,683	33	4,212	50	84	1,988	32	62
F-86 (Other)	18,846	79	1,820	30	61	5,191	108	48
F-84	74,202	257	3,060	41	75	20,666	305	68
F-8U	62	1	60	2	30	2	1	1
RECONNAISSANCE - TOTAL	322,801	608	83,067	556	149	82,416	648	127
WB-66	2,733	11	750	11	68	750	11	68
RB-66	32,783	106	9,866	111	89	8,714	112	78
YRB-58	163	3	57	4	14	69	4	17
RB-57	8,597	23	2,542	27	94	2,543	27	94
WB-50	36,166	42	10,027	45	223	8,730	45	194
RB-50	9,452	15	2,407	15	160	2,255	15	150
E-47	31,107	75	3,413	31	110	9,102	89	102
R-47	22,339	52	6,271	62	101	5,332	46	116
RB-47	3,310	6	3,062	23	133	109	1	109
B/RB-45	134	1	92	3	31	38	1	38
RC-130	10,440	15	2,789	15	186	2,641	16	165
RC-121	96,407	55	27,353	62	441	23,985	57	421

[redacted]

Downgraded at 3-Year Intervals:
Declassified After 12 Years
DOD Dir 5200.10

TYPE AND MODEL OF AIRCRAFT, WORLD-WIDE BY QUARTER — FY 1962

age aircraft on hand during the quarter)

THIRD QUARTER			FOURTH QUARTER			
Hours Flown	Average Aircraft On Hand During Quarter	Quarter Utilization Rate	Hours Flown	Average Aircraft On Hand During Quarter	Quarter Utilization Rate	TYPE AND MODEL
1,544,807	13,798		1,616,729	13,896		TOTAL
1,539,897	13,101		1,613,844	12,982		OPERATING ACTIVE-TOTAL
4,910	697		2,885	914		NON-OP ACTIVE - TOTAL
ACTIVE						
216,908	1,749	123	212,496	1,669	127	BOMBER - TOTAL
4,416	57	77	1,768	34	52	B-66
3,014	60	50	2,316	58	40	B-58
14,767	161	92	14,924	149	100	B-57
96,509	578	167	100,535	576	175	B-52
98,202	893	110	92,953	852	109	B-47
-	-	-	-	-	-	GB-26
127,571	1,221	104	125,920	1,171	108	TANKER - TOTAL
56,370	469	120	57,459	459	125	KC-135
63,082	651	97	58,858	608	97	KC-97
8,119	101	90	9,603	104	92	KB-50
221,346	3,329	66	245,011	3,346	73	FIGHTER - TOTAL
15,111	261	58	19,441	262	74	F-106
12,778	264	48	14,591	275	53	F-105
4,008	72	56	4,791	68	70	F-104A/B
5,201	83	63	4,536	83	55	F-104C/D
42,888	629	68	47,878	635	75	F/TF-102
5,805	69	84	6,200	66	94	F-101A/C
22,693	318	71	26,214	305	86	F-101B/F
82,014	1,151	71	81,560	1,138	72	F-100
2,989	45	66	2,865	41	70	F-89
845	26	33	1,638	24	68	F-86L
4,755	79	60	7,080	99	72	F-86 (Other)
22,259	332	67	28,217	350	81	F-84
-	-	-	-	-	-	F-8U
76,757	610	126	80,561	619	130	RECONNAISSANCE - TOTAL
483	11	44	750	10	75	WB-66
5,418	88	62	8,785	112	78	RB-66
26	1	26	11	1	11	YRB-58
1,700	18	94	1,812	19	95	RB-57
8,758	39	225	8,651	41	211	WB-50
2,457	15	164	2,333	15	156	RB-50
9,613	91	106	8,979	90	98	E-47
5,199	50	104	5,537	52	106	R-47
41	-	-	98	1	98	RB-47
-	-	-	4	-	-	B/RB-45
2,604	14	186	2,406	13	185	RC-130
22,365	54	414	22,704	49	463	RC-121

Downgraded at 3-Year Intervals:
Declassified After 12 Years
DOD Dir 5200.10

[redacted]

TABLE 8 — USAF FLIGHT OPERATIONS OF ACTIVE AIRCRAFT BY TYPE

TYPE AND MODEL	TOTAL		FIRST QUARTER			SECOND QUARTER		
	Hours Flown	Average Aircraft On Hand During Year	Hours Flown	Average Aircraft On Hand During Quarter	Quarter Utilization Rate	Hours Flown	Average Aircraft On Hand During Quarter	Quarter Utilization Rate
	OPERATING ACT							
RECONNAISSANCE (Continued)								
RC-47	1,295	2	492	2	246	387	2	194
YRF/RF-101	50,477	139	13,840	145	95	12,736	143	89
RT-33	450	1	106	-	-	203	1	203
RF-84	16,948	62	-	-	-	4,822	78	62
SEARCH AND RESCUE - TOTAL	117,090	331	32,456	346	94	28,571	331	86
SA-16	14,029	28	3,897	31	126	3,686	29	127
SC-54	21,476	32	5,313	32	166	5,495	33	167
SC-47	7,885	18	2,953	15	197	2,381	21	113
H/SH-21	26,072	85	6,961	89	78	6,089	85	72
H/SH-19A/B	47,628	168	13,332	179	74	10,920	163	67
CARGO - TOTAL	1,777,731	2,205	457,005	2,191	209	447,218	2,252	199
VC-140	1,332	1	-	-	-	441	1	441
VC-137	2,504	4	619	3	206	810	3	270
C-135	22,970	15	1,428	5	286	3,470	10	347
C-133	51,163	40	16,146	40	404	14,883	40	372
C-131	72,453	95	17,703	95	186	17,789	94	189
C-130	140,069	258	33,356	239	140	33,257	251	132
C-124	416,857	362	99,190	333	298	101,652	376	270
C-123	100,482	187	28,601	191	150	25,278	189	134
C-121	91,969	65	25,465	68	374	23,314	68	343
C-119	1,306	4	689	8	86	438	4	110
C/VC-118	165,240	113	43,582	115	379	38,769	110	352
C-117	13,034	22	3,626	21	173	3,600	21	171
C-97	46,709	43	1,517	11	138	12,907	58	223
YC-97J	1,352	2	270	2	135	333	2	167
C/VC-54	177,461	244	45,058	255	177	44,410	249	178
C-47	466,387	740	138,454	794	174	124,418	766	162
C-45	133	1	-	1	-	50	1	50
AT-29C	6,310	9	1,301	10	130	1,399	9	155
TRAINER - TOTAL	1,583,599	3,283	409,811	3,297	124	355,728	3,293	108
T-39	14,102	33	1,190	15	79	2,713	28	97
T-38	21,668	72	1,581	31	51	2,829	56	51
T-37	318,792	578	97,042	571	170	68,145	579	118
T-34	168	3	14	11	1	154	1	154
T-33	1,002,978	2,195	249,335	2,281	109	229,723	2,236	103
T-29	193,540	317	50,847	318	160	45,801	315	145
T-28	13,084	43	5,458	38	144	2,447	42	58
TB-58	1,187	3	279	4	70	298	3	99
TB-47	246	1	73	2	37	55	1	55
B/RB/TB-26	3,622	15	1,216	12	101	767	18	43
TC-121	6,334	6	1,187	5	237	1,473	6	246
TC-54	5,386	8	1,512	7	216	1,321	7	189
TC-47	87	-	-	-	-	-	-	-
TC/C-46	1,208	4	-	-	-	-	-	-
TF-101	1,118	4	-	-	-	-	-	-
TV-2D	79	1	77	2	39	2	1	1

DOWNGRADED AT 3 YEAR INTERVALS;
DECLASSIFIED AFTER 12 YEARS.
DOD DIR. 5200.10

AND MODEL OF AIRCRAFT, WORLD-WIDE BY QUARTER – FY 1962 (CONTINUED).

THIRD QUARTER			FOURTH QUARTER			
Hours Flown	Average Aircraft On Hand During Quarter	Quarter Utilization Rate	Hours Flown	Average Aircraft On Hand During Quarter	Quarter Utilization Rate	TYPE AND MODEL
IVE (Continued)						
						RECONNAISSANCE (Continued)
189	2	95	227	2	114	RC-47
11,377	137	83	12,524	133	94	YRF/RF-101
18	1	18	123	1	123	RT-33
6,509	89	73	5,617	80	70	RF-84
28,265	322	88	27,798	324	86	SEARCH AND RESCUE - TOTAL
3,197	25	128	3,249	27	120	SA-16
5,616	33	170	5,052	29	174	SC-54
1,508	21	72	1,043	14	75	SC-47
6,314	82	77	6,708	86	78	H/SH-21
11,630	161	72	11,746	168	70	H/SH-19A/B
429,287	2,218	194	444,221	2,162	205	CARGO - TOTAL
656	3	219	235	1	235	VC-140
474	2	237	601	3	200	VC-137
6,526	16	408	11,546	28	412	C-135
10,788	40	270	9,346	39	240	C-133
18,056	94	192	18,905	96	197	C-131
34,531	268	129	38,925	276	141	C-130
111,981	380	295	104,034	359	290	C-124
22,480	198	114	24,123	170	142	C-123
21,488	63	341	21,702	63	344	C-121
90	1	90	89	1	89	C-119
44,036	112	393	38,853	114	341	C/VC-118
2,722	24	113	3,086	24	129	C-117
14,719	53	278	17,566	52	338	C-97
408	2	204	341	2	171	YC-97J
42,694	240	178	45,299	234	194	C/VC-54
95,903	712	135	107,612	689	156	C-47
22	1	22	61	1	61	C-45
1,713	9	190	1,897	10	190	AT-29C
394,397	3,260	121	423,663	3,279	129	TRAINER - TOTAL
4,475	42	107	5,724	48	119	T-39
5,608	83	68	11,650	118	99	T-38
71,821	594	121	81,784	567	144	T-37
-	-	-	-	-	-	T-34
257,099	2,135	120	266,821	2,129	125	T-33
48,263	314	154	48,629	319	152	T-29
2,191	45	49	2,988	47	64	T-28
345	3	115	265	3	88	TB-58
41	1	41	77	1	77	TB-47
725	16	45	914	14	65	B/RB/TB-26
1,627	6	271	2,047	5	409	TC-121
1,433	8	179	1,120	8	140	TC-54
40	1	40	47	-	-	TC-47
293	4	73	915	12	76	TC/C-46
436	8	55	682	8	85	TF-101
-	-	-	-	-	-	TV-2D

DOWNGRADED AT 3 YEAR INTERVALS;
DECLASSIFIED AFTER 12 YEARS.
DOD DIR. 5200.10

[redacted]

TABLE 8 — USAF FLIGHT OPERATIONS OF ACTIVE AIRCRAFT BY TYPE

TYPE AND MODEL	TOTAL		FIRST QUARTER			SECOND QUARTER		
	Hours Flown	Average Aircraft On Hand During Year	Hours Flown	Average Aircraft On Hand During Quarter	Quarter Utilization Rate	Hours Flown	Average Aircraft On Hand During Quarter	Quarter Utilization Rate
								OPERATING ACT
LIAISON - TOTAL	38,754	104	9,803	96	102	9,544	103	93
L-28	3,053	9	-	-	-	726	5	145
L-20	35,699	94	9,803	95	103	8,816	97	91
L-19	2	1	-	1	-	2	1	1
HELICOPTER - TOTAL	19,354	100	4,633	102	45	5,178	100	51
H-43	18,033	95	4,360	98	44	4,974	96	52
H-21A	1	-	-	-	-	-	-	-
H-13	828	2	262	2	131	188	2	94
HU-1	197	3	11	2	6	16	2	8
HSS-2	295	-	-	-	-	-	-	-
UTILITY - TOTAL	142,453	200	37,821	205	184	34,042	204	167
U-4	8,928	14	1,621	14	116	1,632	14	117
U-3	133,525	186	36,200	191	190	32,410	190	171
								NON-OPERAT
TOTAL	19,920	668	6,039	531	11	6,086	532	11

Source: Statistics and Reports Division, Directorate of Data Systems and Statistics, Comptroller of the Air Force.

[redacted]

Downgraded at 3-Year Intervals:
Declassified After 12 Years
DOD Dir 5200.10

AND MODEL OF AIRCRAFT, WORLD-WIDE BY QUARTER — FY 1962 (CONTINUED)

THIRD QUARTER			FOURTH QUARTER			TYPE AND MODEL
Hours Flown	Average Aircraft On Hand During Quarter	Quarter Utilization Rate	Hours Flown	Average Aircraft On Hand During Quarter	Quarter Utilization Rate	
IVE (Continued)						
8,804	103	85	10,603	112	95	LIAISON - TOTAL
693	9	77	1,634	20	82	L-28
8,111	94	86	8,969	92	97	L-20
-	-	-	-	-	-	L-19
5,121	98	52	4,422	102	43	HELICOPTER - TOTAL
4,913	94	52	3,786	93	41	H-43
1	-	-	-	-	-	H-21A
166	2	83	212	2	106	H-13
41	2	21	129	5	26	HU-1
-	-	-	295	2	-	HSS-2
31,441	191	165	39,149	198	198	UTILITY - TOTAL
2,650	14	189	3,025	14	216	U-4
28,791	177	163	36,124	184	196	U-3
ING ACTIVE						
4,910	697	7	2,885	914	3	TOTAL

DOWNGRADED AT 3 YEAR INTERVALS;
DECLASSIFIED AFTER 12 YEARS.
DOD DIR. 5200.10

[redacted]

TABLE 9 — USAF FLIGHT OPERATIONS BY TYPE OF ACTIVITY, WORLD-WIDE, BY QUARTER — FY 1962

TYPE OF ACTIVITY	TOTAL		FIRST QUARTER		SECOND QUARTER		THIRD QUARTER		FOURTH QUARTER	
	Hours Flown	Average Aircraft On Hand During Year	Hours Flown	Average Aircraft On Hand During Quarter	Hours Flown	Average Aircraft On Hand During Quarter	Hours Flown	Average Aircraft On Hand During Quarter	Hours Flown	Average Aircraft On Hand During Quarter
TOTAL	6,276,439	13,699	1,593,671	13,214	1,519,472	13,756	1,545,624	13,857	1,617,672	13,968
OPERATING ACTIVE - TOTAL	6,253,412	13,035	1,585,618	12,691	1,512,342	13,221	1,540,692	13,167	1,614,760	13,062
Combat Unit	1,637,412	4,485	386,313	4,046	398,719	4,586	414,710	4,639	437,670	4,669
Combat Support Unit	1,064,852	2,075	262,635	1,939	268,147	2,116	264,071	2,140	269,999	2,105
Combat Flying Support	194,565	393	35,850	295	37,826	322	55,880	455	65,009	500
Combat Unit Support	118,883	211	29,843	187	28,413	210	28,992	225	31,635	220
Industrial Fund	704,616	528	168,460	487	171,412	533	185,857	548	178,887	545
Student and Combat Crew Training	1,072,726	2,447	292,566	2,503	231,491	2,471	268,511	2,466	280,158	2,349
Operational Support	593,958	1,208	178,262	1,404	161,107	1,306	129,443	1,094	125,146	1,029
Administrative	70,914	107	17,043	108	17,130	105	17,051	107	19,690	107
Special Activity	103,470	221	26,974	218	27,869	243	22,608	201	26,019	220
Local Rescue	13,133	59	11,607	200	1,062	31	295	4	169	3
Command Mission Support	580,637	948	150,010	914	144,678	935	131,757	957	154,192	985
Test Support	60,199	198	16,084	203	15,225	192	12,942	186	15,948	212
Test	28,775	106	6,551	102	7,104	104	6,804	109	8,316	111
Bailment Test	9,272	49	3,420	85	2,159	67	1,771	36	1,922	7
NON-OPERATING ACTIVE - TOTAL	19,920	664	6,039	523	6,086	535	4,910	690	2,885	906
INACTIVE - TOTAL	3,107	a/	2,014	a/	1,044	a/	22	a/	27	a/

a/ Hours flown are shown for inactive aircraft in order that summary data shown in various tables be identical. The average of the inactive aircraft on hand has not been computed because any correlation between the two quantities would be meaningless and possibly misleading.

Source: Statistics and Reports Division, Directorate of Data Systems and Statistics, Comptroller of the Air Force.

[redacted]

Downgraded at 3-Year Intervals:
Declassified After 12 Years
DOD Dir 5200.10

Safety

PART III

SAFETY

FLYING SAFETY

INTRODUCTION

The content of this section presents data on aircraft accidents which occurred in the United States Air Force, the Air National Guard, the Air Force Reserve, and the Navy units flying for the Military Air Transport Service during Fiscal Year 1962.

All rates are expressed in number of accidents per 100,000 flying hours.

Final changes to aircraft accident statistics extend over a period of several months; the changes to Fiscal Year 1962 data were as of 1 August 1961.

Aircraft accident statistics, other than consolidated reports, are unclassified and will bear the legend "For Official Use Only." A complete compilation of accidents and flying experience of major organizational units of the USAF is considered security information. Aircraft accident statistics will be used solely for accident prevention purposes unless released by competent authority.

DEFINITIONS

AIRCRAFT ACCIDENT - A mishap involving minor or substantial damage as defined in paragraph 4, AFR 127-4.

BAILMENT AND/OR LOAN -Accidents in aircraft which are on bailment contract or on loan are included in the total number of accidents appearing in this section. However, flying time is not available for bailment/loan aircraft, and accidents in these planes have not been included in rate computations.

FATAL ACCIDENT - An accident in which damage to aircraft is sustained and death to personnel results.

FATALITY -A death resulting from injuries or the complication arising from injuries received in an aircraft accident. Fatalities enumerated include all persons killed or missing as a result of Air Force aircraft accidents. Pilot fatalities apply to United States Air Force, Air National Guard, Air Force Reserves, and Military Air Transport Service Navy pilots only.

MAJOR ACCIDENT - A major accident is one in which the aircraft is destroyed or has received substantial damage as defined in paragraph 4, AFR 127-4.

MINOR ACCIDENT - A minor accident is one in which the aircraft receives minor damage as defined in paragraph 4, AFR 127-4.

[redacted]

TABLE 10 — AIRCRAFT ACCIDENTS, FATALITIES, AND AIRCRAFT DESTROYED BY COMMAND, WORLD-WIDE, BY QUARTER — FY 1962

(Table below includes United States Air Force, Air National Guard, Air Force Reserves, Military Air Transport Service Navy Units, and Civil Air Patrol aircraft in the US Air Force inventory. Rates are expressed in accidents per 100,000 flying hours.)

COMMAND	FLYING HOURS	MAJOR ACCIDENTS		FATAL ACCIDENTS		FATALITIES		AIRCRAFT DESTROYED		ALL ACCIDENTS	
		Number	Rate	Number	Rate	Number	Rate	Number	Rate	Number	Rate
TOTAL - FY 1962	6,769,695	389	6	118	2	297	4	293	4	511	8
FIRST QUARTER - TOTAL	1,765,430	118	7	28	2	39	2	90	5	133	8
SECOND QUARTER - TOTAL	1,623,572	75	5	22	1	60	4	53	3	88	5
THIRD QUARTER - TOTAL	1,644,208	104	6	37	2	113	7	81	5	155	9
FOURTH QUARTER - TOTAL	1,736,485	92	5	31	2	85	5	69	4	135	8
AIR DEFENSE COMMAND - TOTAL	620,675	52	8	12	2	18	3	34	5	59	10
1st Quarter	166,131	21	13	5	3	8	5	16	10	22	13
2nd Quarter	148,278	6	4	1	1	2	1	4	3	6	4
3rd Quarter	140,751	11	8	2	1	2	1	4	3	14	10
4th Quarter	165,515	14	8	4	2	6	4	10	6	17	10
AIR FORCE COMMUNICATIONS SERVICE - TOTAL a/	33,724	1	3	1	3	4	12	1	3	1	3
1st Quarter	9,093	-	-	-	-	-	-	-	-	-	-
2nd Quarter	8,440	1	12	1	12	4	47	1	12	1	12
3rd Quarter	7,751	-	-	-	-	-	-	-	-	-	-
4th Quarter	8,440	-	-	-	-	-	-	-	-	-	-
AIR FORCE LOGISTICS COMMAND - TOTAL	237,534	11	5	6	3	13	5	8	3	15	6
1st Quarter	64,421	1	2	1	2	1	2	1	2	1	2
2nd Quarter	61,299	3	5	1	2	3	5	2	3	5	8
3rd Quarter	58,146	4	7	1	2	2	3	2	3	5	9
4th Quarter	53,668	3	6	3	6	7	13	3	6	4	7
AIR FORCE SYSTEMS COMMAND - TOTAL	185,797	11	6	-	-	-	-	6	3	20	11
1st Quarter	47,256	3	6	-	-	-	-	1	2	5	11
2nd Quarter	47,363	2	4	-	-	-	-	1	2	3	6
3rd Quarter	43,335	2	5	-	-	-	-	1	2	4	9
4th Quarter	47,843	4	8	-	-	-	-	3	6	8	17
AIR TRAINING COMMAND - TOTAL	923,099	30	3	9	1	23	2	25	3	41	4
1st Quarter	251,403	9	4	1	b/	2	1	7	3	12	5
2nd Quarter	197,542	6	3	2	1	2	1	5	3	7	4
3rd Quarter	222,295	8	4	2	1	3	1	8	4	13	6
4th Quarter	251,859	7	3	4	2	16	6	5	2	9	4
AIR UNIVERSITY - TOTAL	74,192	1	1	1	1	1	1	1	1	3	4
1st Quarter	17,667	-	-	-	-	-	-	-	-	-	-
2nd Quarter	19,388	-	-	-	-	-	-	-	-	1	5
3rd Quarter	18,684	-	-	-	-	-	-	-	-	-	-
4th Quarter	18,453	1	5	1	5	1	5	1	5	2	11
ALASKAN AIR COMMAND - TOTAL	51,547	8	16	1	2	2	4	4	8	9	17
1st Quarter	13,899	-	-	-	-	-	-	-	-	-	-
2nd Quarter	11,869	3	25	-	-	-	-	-	-	3	25
3rd Quarter	12,039	2	17	-	-	-	-	1	8	3	25
4th Quarter	13,740	3	22	1	7	2	15	3	22	3	22
CARRIBEAN AIR COMMAND - TOTAL	12,824	-	-	-	-	-	-	-	-	-	-
1st Quarter	4,206	-	-	-	-	-	-	-	-	-	-
2nd Quarter	4,025	-	-	-	-	-	-	-	-	-	-
3rd Quarter	2,826	-	-	-	-	-	-	-	-	-	-
4th Quarter	1,767	-	-	-	-	-	-	-	-	-	-

[redacted]

Downgraded at 3-Year Intervals:
Declassified After 12 Years
DOD Dir 5200.10

TABLE 10 — AIRCRAFT ACCIDENTS, FATALITIES, AND AIRCRAFT DESTROYED BY COMMAND, WORLD-WIDE, BY QUARTER — FY 1962 (CONTINUED)

COMMAND	FLYING HOURS	MAJOR ACCIDENTS		FATAL ACCIDENTS		FATALITIES		AIRCRAFT DESTROYED		ALL ACCIDENTS	
		Number	Rate	Number	Rate	Number	Rate	Number	Rate	Number	Rate
CONTINENTAL AIR COMMAND - TOTAL	17,643	-	-	-	-	-	-	-	-	-	-
1st Quarter	4,900	-	-	-	-	-	-	-	-	-	-
2nd Quarter	3,863	-	-	-	-	-	-	-	-	-	-
3rd Quarter	4,118	-	-	-	-	-	-	-	-	-	-
4th Quarter	4,762	-	-	-	-	-	-	-	-	-	-
HEADQUARTERS COMMAND, USAF - TOTAL	128,830	1	1	1	1	1	1	1	1	3	2
1st Quarter	34,344	-	-	-	-	-	-	-	-	-	-
2nd Quarter	32,000	-	-	-	-	-	-	-	-	-	-
3rd Quarter	29,961	1	3	1	3	1	3	1	3	1	3
4th Quarter	32,525	-	-	-	-	-	-	-	-	2	6
MILITARY AIR TRANSPORT SERVICE - TOTAL	942,269	13	1	2	b/	13	1	7	1	25	3
1st Quarter	223,571	3	1	-	-	-	-	2	1	4	2
2nd Quarter	232,692	2	1	-	-	-	-	-	-	3	1
3rd Quarter	247,641	6	2	-	-	-	-	3	1	11	4
4th Quarter	238,365	2	1	2	1	13	5	2	1	7	3
PACIFIC AIR FORCE - TOTAL	279,343	32	11	12	4	18	6	28	10	36	13
1st Quarter	72,911	14	19	2	3	2	3	11	15	14	19
2nd Quarter	73,975	9	12	5	7	10	14	8	11	11	15
3rd Quarter	66,643	5	8	3	5	3	5	5	8	7	11
4th Quarter	65,814	4	6	2	3	3	5	4	6	4	6
STRATEGIC AIR COMMAND - TOTAL	1,607,543	24	1	11	1	41	3	18	1	44	3
1st Quarter	399,871	6	2	1	b/	2	1	3	1	6	2
2nd Quarter	394,687	4	1	3	1	15	4	4	1	4	1
3rd Quarter	404,829	7	2	3	1	10	2	7	2	22	5
4th Quarter	408,156	7	2	4	1	14	3	4	1	12	3
TACTICAL AIR COMMAND - TOTAL	649,326	88	14	31	5	66	10	75	12	112	17
1st Quarter	152,733	30	20	12	8	17	11	25	16	33	22
2nd Quarter	163,938	15	9	3	2	9	5	13	8	18	11
3rd Quarter	163,931	20	12	10	6	33	20	16	10	23	14
4th Quarter	168,724	23	14	6	4	7	4	21	12	38	23
US AIR FORCES IN EUROPE - TOTAL	494,177	68	14	20	4	53	11	51	10	76	15
1st Quarter	124,776	11	9	5	4	6	5	9	7	12	10
2nd Quarter	115,316	13	11	4	3	6	5	9	8	13	11
3rd Quarter	118,487	25	21	8	7	26	22	22	19	30	25
4th Quarter	135,598	19	14	3	2	15	11	11	8	21	15
MISCELLANEOUS - TOTAL c/	7,812	-	-	-	-	-	-	-	-	-	-
1st Quarter	1,680	-	-	-	-	-	-	-	-	-	-
2nd Quarter	1,715	-	-	-	-	-	-	-	-	-	-
3rd Quarter	2,294	-	-	-	-	-	-	-	-	-	-
4th Quarter	2,123	-	-	-	-	-	-	-	-	-	-
AIR NATIONAL GUARD - TOTAL	330,059	31	9	5	2	15	5	23	7	43	13
1st Quarter	124,147	16	13	-	-	-	-	13	10	19	15
2nd Quarter	68,364	6	9	1	1	2	3	4	6	7	10
3rd Quarter	62,669	5	8	3	5	12	19	4	6	10	16
4th Quarter	74,879	4	5	1	1	1	1	2	3	7	9

Downgraded at 3-Year Intervals:
Declassified After 12 Years
DOD Dir 5200.10

[redacted]

TABLE 10 — AIRCRAFT ACCIDENTS, FATALITIES, AND AIRCRAFT DESTROYED BY COMMAND, WORLD-WIDE BY QUARTER — FY 1962 (CONTINUED)

COMMAND	FLYING HOURS	MAJOR ACCIDENTS		FATAL ACCIDENTS		FATALITIES		AIRCRAFT DESTROYED		ALL ACCIDENTS	
		Number	Rate	Number	Rate	Number	Rate	Number	Rate	Number	Rate
AIR FORCE RESERVE - TOTAL	173,301	6	3	3	2	16	9	3	2	9	5
1st Quarter	52,421	1	2	-	-	-	-	-	-	2	4
2nd Quarter	38,818	2	5	1	3	7	18	1	3	2	5
3rd Quarter	37,808	3	8	2	5	9	24	2	5	5	13
4th Quarter	44,254	-	-	-	-	-	-	-	-	-	-
USAF AT LARGE - TOTAL d/	-	11	-	3	-	13	-	7	-	13	-
1st Quarter	-	3	-	1	-	1	-	2	-	3	-
2nd Quarter	-	3	-	-	-	-	-	1	-	3	-
3rd Quarter	-	4	-	2	-	12	-	4	-	6	-
4th Quarter	-	1	-	-	-	-	-	-	-	1	-
BAILMENT/LOAN - TOTAL	-	1	-	-	-	-	-	1	-	2	-
1st Quarter	-	-	-	-	-	-	-	-	-	-	-
2nd Quarter	-	-	-	-	-	-	-	-	-	1	-
3rd Quarter	-	1	-	-	-	-	-	1	-	1	-
4th Quarter	-	-	-	-	-	-	-	-	-	-	-

a/ Air Force Communications Service designated as a major air command, 1 July 1961; originally a part of Military Air Transport Service.
b/ Rate less than .5
c/ USAF Security Service, and hours flown by USAF crew delivering aircraft to Oversea MAP recipients.
d/ For statistical purposes accidents during ferrying in aircraft possessed by one command but operated by another are not charged to a specific command, but are included in the USAF totals.

Source: Deputy Inspector General for Safety- Norton Air Force Base, California.

[redacted]

DOWNGRADED AT 3 YEAR INTERVALS;
DECLASSIFIED AFTER 12 YEARS.
DOD DIR. 5200.10

TABLE II – AIRCRAFT ACCIDENTS (MAJOR AND FATAL), FATALITIES, AND AIRCRAFT DAMAGED, BY TYPE AND MODEL AIRCRAFT, WORLD-WIDE, BY QUARTER – FY 1962

(Table below includes United States Air Force, Air National Guard, Air Force Reserves, Military Air Trasport Service Navy Units, and Civil Air Patrol aircraft in the United States inventory. Rates are based on 100,000 flying hours)

TYPE AND MODEL	FLYING HOURS	MAJOR ACCIDENTS		FATAL ACCIDENTS		FATALATIES		AIRCRAFT DESTROYED		ALL ACCIDENTS	
		Number	Rate	Number	Rate	Number	Rate	Number	Rate	Number	Rate
FY 1962 - TOTAL	6,769,695	389	6	118	2	297	4	293	4	511	8
	FIRST QUARTER (1 Jul 1961 Through 30 Sep 1961)										
TOTAL	1,765,430	118	7	28	2	39	2	90	5	133	8
BOMBER - TOTAL	271,358	5	2	3	1	4	1	4	1	5	2
Jet - Total	244,182	4	2	3	1	4	2	4	2	4	2
B-47	113,513	2	2	1	1	2	2	2	2	2	2
B-52	88,919	-	-	-	-	-	-	-	-	-	-
B-57	22,659	1	4	1	4	1	4	1	4	1	4
B-58	2,567	-	-	-	-	-	-	-	-	-	-
B-66	16,524	1	6	1	6	1	6	1	6	1	6
Reciprocating - Total	27,176	1	4	-	-	-	-	-	-	1	4
B-26	1,509	-	-	-	-	-	-	-	-	-	-
B-50	25,667	1	4	-	-	-	-	-	-	1	4
CARGO - TOTAL	692,727	7	1	2	a/	8	1	2	a/	10	1
Jet - Total	54,431	1	2	-	-	-	-	-	-	1	2
C-135	53,812	1	2	-	-	-	-	-	-	1	2
C-137	619	-	-	-	-	-	-	-	-	-	-
Turboprop - Total	52,821	1	2	-	-	-	-	-	-	2	4
C-130	36,690	1	3	-	-	-	-	-	-	2	5
C-133	16,131	-	-	-	-	-	-	-	-	-	-
Reciprocating - Total	585,475	5	1	2	a/	8	1	2	a/	7	1
C-47/53(C-117)	161,684	1	1	1	1	3	2	1	1	1	1
C-54	52,018	1	2	-	-	-	-	-	-	1	2
C-97	73,565	-	-	-	-	-	-	-	-	1	1
C-118	43,599	-	-	-	-	-	-	-	-	-	-
C-119	49,265	1	2	-	-	-	-	-	-	2	4
C-121	53,824	1	2	-	-	-	-	-	-	1	2
C-123	31,805	1	3	1	3	5	16	1	3	1	3
C-124	102,148	-	-	-	-	-	-	-	-	-	-
C-131	17,567	-	-	-	-	-	-	-	-	-	-
FIGHTER - TOTAL	297,064	83	28	19	6	22	7	66	22	91	31
F-80	585	-	-	-	-	-	-	-	-	-	-
F-84F/K	28,130	8	28	-	-	-	-	7	25	8	28
F-86D/L	13,619	3	22	-	-	-	-	3	22	4	29
F-86H	8,073	3	37	-	-	-	-	2	25	3	37
F-86(other)	1,682	2	119	-	-	-	-	1	59	3	178
F-89	15,499	1	6	-	-	-	-	1	6	1	6
F-100	99,748	29	29	12	12	14	14	26	26	30	30
F-101	47,979	7	15	1	2	1	2	5	10	9	19
F-102	50,413	13	26	3	6	4	8	10	20	13	26
F-104	8,640	7	81	2	23	2	23	3	35	8	93
F-105	10,241	3	29	-	-	-	-	2	20	5	49
F-106	12,454	7	56	1	8	1	8	6	48	7	56

Downgraded at 3-Year Intervals:
Declassified After 12 Years
DOD Dir 5200.10

[redacted]

TABLE II — AIRCRAFT ACCIDENTS (MAJOR AND FATAL), FATALITIES, AND AIRCRAFT DAMAGED BY TYPE AND MODEL AIRCRAFT, WORLD-WIDE, BY QUARTER — FY 1962 (CONTINUED)

TYPE AND MODEL	FLYING HOURS	MAJOR ACCIDENTS		FATAL ACCIDENTS		FATALITIES		AIRCRAFT DESTROYED		ALL ACCIDENTS	
		Number	Rate	Number	Rate	Number	Rate	Number	Rate	Number	Rate
	FIRST QUARTER (Continued)										
TRAINER - TOTAL	422,209	17	4	4	1	5	1	15	4	20	5
Jet - Total	363,634	16	4	4	1	5	1	15	4	19	5
T-33	263,982	13	5	4	2	5	2	13	5	15	6
T-37	97,142	3	3	-	-	-	-	2	2	4	4
T-38	1,440	-	-	-	-	-	-	-	-	-	-
T-39	1,070	-	-	-	-	-	-	-	-	-	-
Reciprocating - Total	58,575	1	2	-	-	-	-	-	-	1	2
T-28	5,566	-	-	-	-	-	-	-	-	-	-
T-29	52,395	1	2	-	-	-	-	-	-	1	2
T-34	614	-	-	-	-	-	-	-	-	-	-
LIAISON - TOTAL	9,822	1	10	-	-	-	-	-	-	1	10
L-20	9,822	1	10	-	-	-	-	-	-	1	10
UTILITY - TOTAL	37,821	-	-	-	-	-	-	-	-	-	-
U-3	36,200	-	-	-	-	-	-	-	-	-	-
U-4	1,621	-	-	-	-	-	-	-	-	-	-
HELICOPTER - TOTAL	24,772	5	20	-	-	-	-	3	12	6	12
Turborotor(H-43B) - Total	3,088	2	65	-	-	-	-	1	32	3	97
Reciprocating - Total	21,684	3	14	-	-	-	-	2	9	3	14
H-13	262	-	-	-	-	-	-	-	-	-	-
H-19	13,332	1	8	-	-	-	-	-	-	1	8
H-21	6,963	2	29	-	-	-	-	2	29	2	29
H-43A	1,127	-	-	-	-	-	-	-	-	-	-
MISCELLANEOUS - TOTAL	9,657	-	-	-	-	-	-	-	-	-	-
SA-16	9,657	-	-	-	-	-	-	-	-	-	-
	SECOND QUARTER (1 Oct 1961 Through 31 Dec 1961)										
TOTAL	1,623,572	75	5	22	1	60	4	53	3	88	5
BOMBER - TOTAL	260,268	5	2	4	2	18	7	5	2	6	2
Jet - Total	236,947	5	2	4	2	18	8	5	2	6	3
B-47	109,401	2	2	2	2	7	6	2	2	2	2
B-52	89,682	1	1	1	1	8	9	1	1	1	1
B-57	20,354	-	-	-	-	-	-	-	-	1	5
B-58	2,740	1	36	-	-	-	-	1	36	1	36
B-66	14,770	1	7	1	7	3	20	1	7	1	7
Recipocating - Total	23,321	-	-	-	-	-	-	-	-	-	-
B-26	1,001	-	-	-	-	-	-	-	-	-	-
B-50	22,320	-	-	-	-	-	-	-	-	-	-
CARGO - TOTAL	658,458	6	1	4	1	21	3	5	1	6	1
Jet - Total	59,125	-	-	-	-	-	-	-	-	-	-
C-135	57,874	-	-	-	-	-	-	-	-	-	-
C-137	810	-	-	-	-	-	-	-	-	-	-
C-140	441	-	-	-	-	-	-	-	-	-	-

[redacted]

Downgraded at 3-Year Intervals:
Declassified After 12 Years
DOD Dir 5200.10

[redacted]

TABLE II —AIRCRAFT ACCIDENTS (MAJOR AND FATAL), FATALITIES, AND AIRCRAFT DAMAGED, BY TYPE AND MODEL AIRCRAFT, WORLD-WIDE, BY QUARTER — FY 1962 (CONTINUED)

TYPE AND MODEL	FLYING HOURS	MAJOR ACCIDENTS		FATAL ACCIDENTS		FATALITIES		AIRCRAFT DESTROYED		ALL ACCIDENTS	
		Number	Rate	Number	Rate	Number	Rate	Number	Rate	Number	Rate
	SECOND QUARTER (Continued)										
CARGO(Continued)											
Turboprop - Total	51,457	-	-	-	-	-	-	-	-	-	-
C-130	36,538	-	-	-	-	-	-	-	-	-	-
C-133	14,919	-	-	-	-	-	-	-	-	-	-
Reciprocating - Total	547,876	6	1	4	1	21	4	5	1	6	1
C-46	192	-	-	-	-	-	-	-	-	-	-
C-47/53(C-117)	144,140	2	1	2	1	7	5	2	1	2	1
C-54	51,292	-	-	-	-	-	-	-	-	-	-
C-97	79,303	-	-	-	-	-	-	-	-	-	-
C-118	38,885	-	-	-	-	-	-	-	-	-	-
C-119	37,438	2	5	1	3	7	19	1	3	2	5
C-121	48,624	-	-	-	-	-	-	-	-	-	-
C-123	28,604	-	-	-	-	-	-	-	-	-	-
C-124	101,666	1	1	1	1	7	7	1	1	1	1
C-131	17,732	1	6	-	-	-	-	1	6	1	6
FIGHTER (ALL JET) - TOTAL	268,668	42	16	9	3	14	5	31	12	50	18
F-80	430	-	-	-	-	-	-	-	-	-	-
F-84F/K	27,115	6	22	2	7	2	7	5	18	6	22
F-86D/L	9,505	2	21	-	-	-	-	2	21	3	32
F-86H	6,262	1	16	-	-	-	-	-	-	1	16
F-86(other)	1,439	-	-	-	-	-	-	-	-	-	-
F-89	14,142	1	7	1	7	2	14	1	7	1	7
F-100	91,266	10	11	4	4	8	9	9	10	13	14
F-101	42,827	4	9	1	2	1	2	3	7	4	9
F-102	48,997	6	12	1	2	1	2	4	8	7	14
F-104	6,150	4	65	-	-	-	-	1	16	5	65
F-105	10,567	5	47	-	-	-	-	4	38	7	66
F-106	9,968	3	30	-	-	-	-	2	20	3	30
TRAINER - TOTAL	362,000	18	5	5	1	7	2	11	3	20	6
Jet - Total	311,977	18	6	5	2	7	2	11	4	20	6
T-33	238,512	18	8	5	2	7	3	11	5	20	8
T-37	68,238	-	-	-	-	-	-	-	-	-	-
T-38	2,738	-	-	-	-	-	-	-	-	-	-
T-39	2,489	-	-	-	-	-	-	-	-	-	-
Reciprocating - Total	50,023	-	-	-	-	-	-	-	-	-	-
T-28	2,498	-	-	-	-	-	-	-	-	-	-
T-29	47,299	-	-	-	-	-	-	-	-	-	-
T-34	176	-	-	-	-	-	-	-	-	-	-
C-45	50	-	-	-	-	-	-	-	-	-	-
LIAISON - TOTAL	9,542	2	21	-	-	-	-	1	10	2	24
L-20	8,816	1	11	-	-	-	-	1	11	1	11
L-28	726	1	138	-	-	-	-	-	-	1	138
UTILITY - TOTAL	34,042	-	-	-	-	-	-	-	-	2	6
U-3	32,410	-	-	-	-	-	-	-	-	2	6
U-4	1,632	-	-	-	-	-	-	-	-	-	-

686559 O - 63 - 5

[redacted]

Downgraded at 3-Year Intervals:
Declassified After 12 Years
DOD Dir 5200.10

[redacted]

TABLE II – AIRCRAFT ACCIDENTS (MAJOR AND FATAL), FATALITIES, AND AIRCRAFT DAMAGED, BY TYPE AND MODEL AIRCRAFT, WORLD–WIDE, BY QUARTER – FY 1962 (CONTINUED)

TYPE AND MODEL	FLYING HOURS	MAJOR ACCIDENTS		FATAL ACCIDENTS		FATALITIES		AIRCRAFT DESTROYED		ALL ACCIDENTS	
		Number	Rate	Number	Rate	Number	Rate	Number	Rate	Number	Rate
	SECOND QUARTER (Continued)										
HELICOPTER - TOTAL	22,156	2	9	-	-	-	-	-	-	2	9
Turborotor - Total	4,265	2	47	-	-	-	-	-	-	2	47
HU-1	14	-	-	-	-	-	-	-	-	-	-
H-43B	4,251	2	47	-	-	-	-	-	-	2	47
Reciprocating - Total	17,891	-	-	-	-	-	-	-	-	-	-
H-13	188	-	-	-	-	-	-	-	-	-	-
H-19	10,925	-	-	-	-	-	-	-	-	-	-
H-21	6,091	-	-	-	-	-	-	-	-	-	-
H-43A	687	-	-	-	-	-	-	-	-	-	-
MISCELLANEOUS - TOTAL	8,438	-	-	-	-	-	-	-	-	-	-
SA-16	8,438	-	-	-	-	-	-	-	-	-	-
	THIRD QUARTER (1 Jan 1962 through 31 Mar 1962)										
TOTAL	1,644,208	104	6	37	2	113	7	81	5	155	9
BOMBER - TOTAL	265,272	9	3	6	2	30	11	9	3	24	9
Jet - Total	245,196	7	3	4	2	14	6	7	3	21	9
B-47	116,487	3	3	2	2	7	6	3	3	13	11
B-52	95,209	-	-	-	-	-	-	-	-	3	3
B-57	19,530	1	5		-	-	-	1	5	1	5
B-58	3,618	2	55	1	28	3	83	2	55	3	83
B-66	10,352	1	10	1	10	4	39	1	10	1	10
Reciprocating - Total	20,076	2	10	2	10	16	80	2	10	3	15
B-26	1,269	-	-	-	-	-	-	-	-	-	-
B-50	18,807	2	11	2	11	16	85	2	11	3	16
CARGO - TOTAL	635,976	17	3	9	1	55	9	13	2	25	4
Jet - Total	63,896	2	3	-	-	-	-	1	2	2	3
C-135	62,766	2	3	-	-	-	-	1	2	2	3
C-137	474	-	-	-	-	-	-	-	-	-	-
C-140	656	-	-	-	-	-	-	-	-	-	-
Turboprop - Total	47,706	1	2	1	2	15	31	1	2	3	6
C-130	36,905	1	3	1	3	15	41	1	3	2	5
C-133	10,801	-	-	-	-	-	-	-	-	1	9
Reciprocating - Total	524,374	14	3	8	2	40	8	11	2	20	4
C-46	301	-	-	-	-	-	-	-	-	-	-
C-47/53(C-117)	108,128	8	7	5	5	28	26	8	7	8	7
C-54	49,306	1	2	-	-	-	-	-	-	1	2
C-97	84,169	-	-	-	-	-	-	-	-	1	1
C-118	44,157	-	-	-	-	-	-	-	-	-	-
C-119	36,145	3	8	2	6	9	25	2	6	5	14
C-121	46,119	-	-	-	-	-	-	-	-	1	2
C-123	27,306	2	7	1	4	3	11	1	4	3	11
C-124	110,587	-	-	-	-	-	-	-	-	1	1
C-131	18,156	-	-	-	-	-	-	-	-	-	-

[redacted]

Downgraded at 3-Year Intervals:
Declassified After 12 Years
DOD Dir 5200.10

[redacted]

TABLE II – AIRCRAFT ACCIDENTS (MAJOR AND FATAL), FATALITIES, AND AIRCRAFT DAMAGED, BY TYPE AND MODEL AIRCRAFT, WORLD-WIDE, BY QUARTER – FY 1962 (CONTINUED)

TYPE AND MODEL	FLYING HOURS	MAJOR ACCIDENTS		FATAL ACCIDENTS		FATALITIES		AIRCRAFT DESTROYED		ALL ACCIDENTS	
		Number	Rate	Number	Rate	Number	Rate	Number	Rate	Number	Rate
	THIRD QUARTER (Continued)										
FIGHTER - (ALL JET) - TOTAL	279,005	56	20	16	6	17	6	44	15	68	24
F-80	493	-	-	-	-	-	-	-	-	-	-
F-84F/K	38,962	6	15	2	5	2	5	5	13	7	18
F-86D/L	7,555	1	13	-	-	-	-	1	13	1	13
F-86H	5,694	3	53	1	18	1	18	3	53	3	53
F-86(other)	1,631	2	123	2	123	2	123	2	123	2	123
F-89	13,388	3	22	1	7	1	7	3	22	4	30
F-100	86,601	15	17	5	6	5	6	12	14	19	22
F-101	40,518	9	22	1	2	1	2	3	7	10	25
F-102	48,510	3	6	1	2	1	2	3	6	6	12
F-104	8,390	5	60	2	24	3	36	6	72	6	72
F-105	12,541	6	40	1	8	1	8	6	40	7	48
F-106	14,722	3	20	-	-	-	-	-	-	3	20
TRAINER - TOTAL	393,148	13	3	6	2	11	3	12	3	25	6
Jet - Total	344,237	12	3	5	1	7	2	11	3	24	7
T-33	264,375	7	3	4	2	6	2	6	2	18	7
T-37	69,928	4	6	-	-	-	-	4	6	5	7
T-38	5,617	1	18	1	18	1	18	1	18	1	18
T-39	4,317	-	-	-	-	-	-	-	-	-	-
Reciprocating - Total	48,911	1	2	1	2	4	8	1	2	1	2
T-28	1,988	-	-	-	-	-	-	-	-	-	-
T-29	46,901	1	2	1	2	4	9	1	2	1	2
C-45	22	-	-	-	-	-	-	-	-	-	-
LIAISON - TOTAL	8,871	1	11	-	-	-	-	-	-	2	23
L-20	8,178	1	12	-	-	-	-	-	-	2	24
L-28	693	-	-	-	-	-	-	-	-	-	-
UTILITY - TOTAL	32,393	2	6	-	-	-	-	1	3	3	9
U-3	29,744	2	7	-	-	-	-	1	3	3	10
U-4	2,649	-	-	-	-	-	-	-	-	-	-
HELICOPTER- TOTAL	22,353	5	22	-	-	-	-	1	4	7	31
Turborotor - Total	5,520	1	18	-	-	-	-	-	-	2	36
HU-1	45	-	-	-	-	-	-	-	-	-	-
H-43B	5,400	1	19	-	-	-	-	-	-	1	19
HSS-2	75	-	-	-	-	-	-	-	-	1	-
Reciprocating - Total	16,833	4	24	-	-	-	-	1	6	5	30
H-13	166	-	-	-	-	-	-	-	-	-	-
H-19	10,671	2	19	-	-	-	-	-	-	2	19
H-21	5,824	2	34	-	-	-	-	1	17	3	52
H-43A	172	-	-	-	-	-	-	-	-	-	-
MISCELLANEOUS - TOTAL	7,190	1	14	-	-	-	-	1	14	1	14
SA-16	7,190	-	-	-	-	-	-	-	-	-	-
Other	-	1	-	-	-	-	-	1	-	1	-

[redacted]

DOWNGRADED AT 3 YEAR INTERVALS; DECLASSIFIED AFTER 12 YEARS. DOD DIR. 5200.10

[redacted]

TABLE II — AIRCRAFT ACCIDENTS (MAJOR AND FATAL), FATALITIES, AND AIRCRAFT DAMAGED, BY TYPE AND MODEL AIRCRAFT, WORLD-WIDE, BY QUARTER — FY 1962 (CONTINUED)

TYPE AND MODEL	FLYING HOURS	MAJOR ACCIDENTS		FATAL ACCIDENTS		FATALITIES		AIRCRAFT DESTROYED		ALL AIRCRAFT	
		Number	Rate	Number	Rate	Number	Rate	Number	Rate	Number	Rate
	FOURTH QUARTER (1 Apr 1962 through 30 Jun 1962)										
TOTAL	1,736,485	92	5	31	2	85	5	69	4	135	8
BOMBER - TOTAL	264,941	7	3	4	2	10	4	6	2	15	6
Jet - Total	243,112	7	3	4	2	10	4	6	2	15	6
B-47	107,859	3	3	2	2	7	6	2	2	3	3
B-52	100,520	-	-	-	-	-	-	-	-	2	2
B-57	20,764	2	10	1	5	2	10	2	10	6	29
B-58	2,591	1	39	1	39	1	39	1	39	3	116
B-66	11,378	1	9	-	-	-	-	1	9	1	9
Reciprocating - Total	21,829	-	-	-	-	-	-	-	-	-	-
B-26	1,239	-	-	-	-	-	-	-	-	-	-
B-50	20,590	-	-	-	-	-	-	-	-	-	-
CARGO - TOTAL	657,794	11	2	4	1	32	5	6	1	19	3
Jet - Total	69,972	1	1	1	1	6	9	1	1	1	1
C-135	69,136	1	1	1	1	6	9	1	1	1	1
C-137	601	-	-	-	-	-	-	-	-	-	-
C-140	235	-	-	-	-	-	-	-	-	-	-
Turboprop - Total	50,703	4	8	2	4	19	37	2	4	6	12
C-130	41,341	3	7	1	2	13	31	1	2	5	12
C-133	9,362	1	11	1	11	16	171	1	11	1	11
Reciprocating - Total	537,119	6	1	1	a/	7	1	3	1	12	2
C-46	921	-	-	-	-	-	-	-	-	-	-
C-47/53(C-117)	122,314	2	2	-	-	-	-	1	1	4	3
C-54	51,363	-	-	-	-	-	-	-	-	1	2
C-97	83,463	-	-	-	-	-	-	-	-	-	-
C-118	38,913	-	-	-	-	-	-	-	-	1	3
C-119	42,920	-	-	-	-	-	-	-	-	-	-
C-121	46,578	-	-	-	-	-	-	-	-	-	-
C-123	27,798	3	11	-	-	-	-	1	4	3	11
C-124	104,038	1	1	1	1	7	7	1	1	3	3
C-131	18,811	-	-	-	-	-	-	-	-	-	-
FIGHTER (ALL JET) - TOTAL	303,009	51	17	15	5	19	6	40	13	69	23
F-80	556	-	-	-	-	-	-	-	-	-	-
F-84F/K	35,578	7	20	2	6	2	6	6	17	14	39
F-86D/L	8,728	-	-	-	-	-	-	-	-	-	-
F-86H	7,646	1	13	1	13	1	13	1	13	2	26
F-86(other)	1,950	1	51	1	51	2	103	2	103	1	51
F-89	14,591	-	-	-	-	-	-	-	-	1	7
F-100	88,120	16	18	5	6	6	7	15	17	23	26
F-101	46,465	6	13	1	2	2	4	3	6	6	13
F-102	55,853	9	16	2	4	3	5	5	9	10	18
F-104	9,268	2	22	-	-	-	-	2	22	2	22
F-105	14,647	8	55	3	20	3	20	6	41	9	61
F-106	19,607	1	5	-	-	-	-	-	-	1	5

[redacted]

DOWNGRADED AT 3 YEAR INTERVALS;
DECLASSIFIED AFTER 12 YEARS.
DOD DIR. 5200.10

TABLE II — AIRCRAFT ACCIDENTS (MAJOR AND FATAL), FATALITIES, AND AIRCRAFT DAMAGED, BY TYPE AND MODEL AIRCRAFT, WORLD-WIDE, BY QUARTER — FY 1962 (CONTINUED)

TYPE AND MODEL	FLYING HOURS	MAJOR ACCIDENTS		FATAL ACCIDENTS		FATALITIES		AIRCRAFT DESTROYED		ALL ACCIDENTS	
		Number	Rate	Number	Rate	Number	Rate	Number	Rate	Number	Rate
	FOURTH QUARTER (Continued)										
TRAINER - TOTAL	429,826	18	4	7	2	16	4	15	3	24	6
Jet - Total	375,657	17	5	6	2	7	2	14	4	23	6
T-33	276,589	14	5	5	2	5	2	12	4	19	7
T-37	81,787	3	4	1	1	2	2	2	2	4	5
T-38	11,561	-	-	-	-	-	-	-	-	-	-
T-39	5,720	-	-	-	-	-	-	-	-	-	-
Reciprocating - Total	54,169	1	2	1	2	9	16	1	2	1	2
T-28	3,104	-	-	-	-	-	-	-	-	-	-
T-29	51,021	1	2	1	2	9	18	1	2	1	2
C-45	44	-	-	-	-	-	-	-	-	-	-
LIAISON - TOTAL	10,610	-	-	-	-	-	-	-	-	1	9
L-20	8,969	-	-	-	-	-	-	-	-	-	-
L-28	1,641	-	-	-	-	-	-	-	-	1	61
UTILITY - TOTAL	39,149	1	3	1	3	4	10	1	3	1	3
U-3	36,124	1	3	1	3	4	11	1	3	1	3
U-4	3,025	-	-	-	-	-	-	-	-	-	-
HELICOPTER - TOTAL	22,960	4	17	-	-	-	-	1	4	6	26
Turborotor - Total	4,073	-	-	-	-	-	-	-	-	1	25
HU-1	71	-	-	-	-	-	-	-	-	-	-
H-43B	3,565	-	-	-	-	-	-	-	-	-	-
HSS-2	437	-	-	-	-	-	-	-	-	1	229
Reciprocating - Total	18,887	4	21	-	-	-	-	1	5	5	26
H-13	212	-	-	-	-	-	-	-	-	-	-
H-19	11,746	2	17	-	-	-	-	-	-	2	17
H-21	6,708	2	30	-	-	-	-	1	15	3	45
H-43A	221	-	-	-	-	-	-	-	-	-	-
MISCELLANEOUS - TOTAL	8,196	-	-	-	-	-	-	-	-	-	-
SA-16	8,196	-	-	-	-	-	-	-	-	-	-
NON-USAF - TOTAL	-	-	-	-	-	4	-	-	-	-	-
Lodestar	-	-	-	-		4	-	-	-	-	-

a/ Less than .5

Source: Deputy Inspector General For Safety - Norton Air Force Base, California.

Downgraded at 3-Year Intervals:
Declassified After 12 Years
DOD Dir 5200.10

[redacted]

TABLE 12 — USAF BAILMENT AND LOAN AIRCRAFT ACCIDENTS BY TYPE AND MODEL AIRCRAFT, WORLD-WIDE, BY QUARTER — FY 1962

(Accidents in aircraft on bailment contract or on loan are included in the total number of accidents. However, accidents in these aircraft have not been included in rate computations since their flying time is not available)

TYPE AND MODEL	MAJOR ACCIDENTS	FATAL ACCIDENTS	FATALITIES	AIRCRAFT DESTROYED	ALL ACCIDENTS
FY 1962 - TOTAL	1	-	-	1	2
FIRST QUARTER - TOTAL	-	-	-	-	-
SECOND QUARTER - TOTAL	-	-	-	1	-
F-104	-	-	-	1	-
THIRD QUARTER - TOTAL	1	-	-	1	1
F-105	1	-	-	1	1
FOURTH QUARTER - TOTAL	-	-	-	-	-

Source: Deputy Inspector General For Safety - Norton Air Force Base, California

[redacted]

Downgraded at 3-Year Intervals:
Declassified After 12 Years
DOD Dir 5200.10

[redacted]

TABLE 13 — CAUSING FACTORS OF MAJOR AIRCRAFT ACCIDENTS BY TYPE AND MODEL AIRCRAFT, WORLD—WIDE, BY QUARTER — FY 1962

(Includes United States Air Force, Air Force Reserve, Military Air Transport Service Navy Units, Civil Air Patrol Aircraft in the United States Air Force Inventory)

TYPE AND MODEL	TOTAL MAJOR ACCIDENTS	CAUSING FACTORS a/											
		Pilot Error		Supervisor Personnel		Maintenance Personnel		Materiel Failure		Airbase and Airways		Other b/	
		Primary	All	Primary	All	Primary	All	Primary	All	Primary	All	Primary	All
TOTAL - FY 1962	389	124	156	14	69	16	32	164	192	2	22	69	172
	FIRST QUARTER (1 Jul 1961 through 30 Sep 1961)												
TOTAL	118	40	51	5	23	4	8	57	64	-	7	12	44
BOMBER - TOTAL	5	2	2	-	1	-	-	3	3	-	-	-	2
Jet - Total	4	2	2	-	1	-	-	2	2	-	-	-	2
B-47	2	1	1	-	1	-	-	1	1	-	-	-	1
B-57	1	1	1	-	-	-	-	-	-	-	-	-	1
B-66	1	-	-	-	-	-	-	1	1	-	-	-	-
Reciprocating - Total	1	-	-	-	-	-	-	1	1	-	-	-	-
B-50	1	-	-	-	-	-	-	1	1	-	-	-	-
CARGO - TOTAL	7	4	4	-	1	-	-	1	2	-	-	2	5
Jet - Total	1	1	1	-	-	-	-	-	-	-	-	-	2
C-135	1	1	1	-	-	-	-	-	-	-	-	-	2
Turboporp - Total	1	-	-	-	-	-	-	-	-	-	-	1	1
C-130	1	-	-	-	-	-	-	-	-	-	-	1	1
Reciprocating - Total	5	3	3	-	1	-	-	1	2	-	-	1	2
C-47/53(C-117)	1	1	1	-	-	-	-	-	-	-	-	-	1
C-54	1	-	-	-	-	-	-	1	1	-	-	-	-
C-119	1	1	1	-	-	-	-	-	1	-	-	-	-
C-121	1	-	-	-	-	-	-	-	-	-	-	1	1
C-123	1	1	1	-	1	-	-	-	-	-	-	-	-
FIGHTER (ALL JET) - TOTAL	83	21	28	2	12	3	6	49	53	-	6	8	24
F-84F/K	8	3	3	-	1	-	-	5	5	-	-	-	3
F-86D/L	3	-	-	-	-	-	1	3	3	-	-	-	-
F-86H	3	2	2	-	1	-	-	1	1	-	-	-	-
F-86(other)	2	1	1	-	-	-	-	1	1	-	-	-	-
F-89	1	-	-	-	-	-	-	1	1	-	-	-	-
F-100	29	9	11	-	6	2	2	15	15	-	2	3	9
F-101	7	1	2	-	1	-	-	4	5	-	1	2	4
F-102	13	2	3	-	1	-	1	11	12	-	1	-	2
F-104	7	2	4	1	1	-	-	2	2	-	2	2	2
F-105	3	1	1	-	-	1	1	1	2	-	-	-	-
F-106	7	-	1	1	1	-	1	5	6	-	-	1	4
TRAINER - TOTAL	17	8	12	2	5	1	2	4	5	-	-	2	8
Jet - Total	16	7	11	2	5	1	1	4	5	-	-	2	8
T-33	13	5	8	2	4	1	1	3	4	-	-	2	7
T-37	3	2	3	-	1	-	-	1	1	-	-	-	1
Reciprocating - Total	1	1	1	-	-	-	1	-	-	-	-	-	-
T-29	1	1	1	-	-	-	1	-	-	-	-	-	-
LIAISON - TOTAL	1	1	1	-	1	-	-	-	-	-	-	-	-
L-20	1	1	1	-	1	-	-	-	-	-	-	-	-
HELICOPTER - TOTAL	5	4	4	1	3	-	-	-	1	-	1	-	5
Turborotor - Total	2	2	2	-	-	-	-	-	1	-	-	-	1
H-43B	2	2	2	-	-	-	-	-	1	-	-	-	1
Reciprocating - Total	3	2	2	1	3	-	-	-	-	-	1	-	4
H-19	1	1	1	-	1	-	-	-	-	-	-	-	-
H-21	2	1	1	1	2	-	-	-	-	-	1	-	4

[redacted]

DOWNGRADED AT 3 YEAR INTERVALS;
DECLASSIFIED AFTER 12 YEARS.
DOD DIR. 5200.10

[redacted]

TABLE 13 — CAUSING FACTORS OF MAJOR AIRCRAFT ACCIDENTS BY TYPE AND MODEL AIRCRAFT, WORLD-WIDE, BY QUARTER — FY 1962 (CONTINUED)

TYPE AND MODEL	TOTAL MAJOR ACCIDENTS	CAUSING FACTORS a/											
		Pilot Error		Supervisor Personnel		Maintenance Personnel		Materiel Failure		Airbase and Airways		Other b/	
		Primary	All	Primary	All	Primary	All	Primary	All	Primary	All	Primary	All
	SECOND QUARTER (Oct 1961 through 31 Dec 1961)												
TOTAL	75	21	30	5	13	5	8	26	34	1	5	17	39
BOMBER - TOTAL	5	1	1	-	1	-	-	1	1	-	-	3	6
Jet - Total	5	1	1	-	1	-	-	1	1	-	-	3	6
B-47	2	1	1	-	1	-	-	-	-	-	-	1	4
B-52	1	-	-	-	-	-	-	-	-	-	-	1	1
B-58	1	-	-	-	-	-	-	1	1	-	-	-	-
B-66	1	-	-	-	-	-	-	-	-	-	-	1	1
CARGO - TOTAL	6	4	4	-	-	-	1	2	3	-	-	-	3
Reciprocating - Total	6	4	4	-	-	-	1	2	3	-	-	-	3
C-47/53(C-117)	2	2	2	-	-	-	-	-	-	-	-	-	2
C-119	2	1	1	-	-	-	-	1	2	-	-	-	1
C-124	1	-	-	-	-	-	1	1	1	-	-	-	-
C-131	1	1	1	-	-	-	-	-	-	-	-	-	-
FIGHTER (ALL JET) - TOTAL	42	5	11	3	5	5	6	19	25	-	1	10	17
F-84F/K	6	3	4	-	2	1	1	1	2	-	-	1	2
F-86D/L	2	-	1	-	-	-	-	-	-	-	-	2	4
F-86H	1	-	1	1	1	-	-	-	-	-	1	-	-
F-89	1	-	1	1	1	-	-	-	1	-	-	-	2
F-100	10	1	1	-	-	2	2	6	7	-	-	1	2
F-101	4	1	1	-	-	-	-	2	2	-	-	1	2
F-102	6	-	-	-	-	1	2	3	4	-	-	2	2
F-104	4	-	1	1	1	-	-	2	2	-	-	1	1
F-105	5	-	1	-	-	1	1	3	5	-	-	1	1
F-106	3	-	-	-	-	-	-	2	2	-	-	1	1
TRAINER - TOTAL	18	9	12	2	6	-	1	3	4	1	3	3	10
Jet - Total	18	9	12	2	6	-	1	3	4	1	3	3	10
T-33	18	9	12	2	6	-	1	3	4	1	3	3	10
LIAISON - TOTAL	2	1	1	-	1	-	-	1	1	-	1	-	-
L-20	1	1	1	-	1	-	-	-	-	-	1	-	-
L-28	1	-	-	-	-	-	-	1	1	-	-	-	-
HELICOPTER - TOTAL	2	1	1	-	-	-	-	-	-	-	1	3	
Turborotor - Total	2	1	1	-	-	-	-	-	-	-	1	3	
H-43B	2	1	1	-	-	-	-	-	-	-	1	3	
	THIRD QUARTER (1 Jan 1962 through 31 Mar 1962)												
TOTAL	104	27	32	2	19	5	11	48	54	1	5	21	44
BOMBER - TOTAL	9	2	2	1	2	-	1	5	6	-	-	1	2
Jet - Total	7	2	2	1	2	-	1	4	5	-	-	-	1
B-47	3	2	2	-	1	-	-	1	2	-	-	-	1
B-57	1	-	-	-	-	-	-	1	1	-	-	-	-
B-58	2	-	-	-	-	-	1	2	2	-	-	-	-
B-66	1	-	-	1	1	-	-	-	-	-	-	-	-
Reciprocating - Total	2	-	-	-	-	-	-	1	1	-	-	1	1
B-50	2	-	-	-	-	-	-	1	1	-	-	1	1

[redacted]

Downgraded at 3-Year Intervals:
Declassified After 12 Years
DOD Dir 5200.10

TABLE 13 — CAUSING FACTORS OF MAJOR AIRCRAFT ACCIDENTS BY TYPE AND MODEL AIRCRAFT, WORLD-WIDE, BY QUARTER — FY 1962 (CONTINUED)

TYPE AND MODEL	TOTAL MAJOR ACCIDENTS	CAUSING FACTORS a/											
		Pilot Error		Supervisor Personnel		Maintenance Personnel		Materiel Failure		Airbase and Airways		Other b/	
		Primary	All	Primary	All	Primary	All	Primary	All	Primary	All	Primary	All
	THIRD QUARTER (1 Jan 1962 through 31 Mar 1962) (Continued)												
CARGO - TOTAL	17	6	8	1	6	2	4	3	4	1	1	4	13
Jet - Total	2	-	-	-	-	-	-	1	1	-	-	1	2
C-135	2	-	-	-	-	-	-	1	1	-	-	1	2
Turboprop - Total	1	-	1	1	1	-	-	-	-	-	-	-	1
C-130	1	-	1	1	1	-	-	-	-	-	-	-	1
Reciprocating - Total	14	6	7	-	5	2	4	2	3	1	1	3	10
C-47/53(C-117)	8	5	5	-	3	-	1	1	1	-	-	2	8
C-54	1	-	-	-	-	1	1	-	-	-	-	-	-
C-119	3	1	1	-	2	1	2	1	2	-	-	-	-
C-123	2	-	1	-	-	-	-	-	-	1	1	1	2
FIGHTER (ALL JET) - TOTAL	56	10	12	-	8	2	3	33	36	-	1	11	20
F-84F/K	6	1	1	-	1	-	-	4	4	-	-	1	1
F-86D/L	1	-	-	-	-	-	-	1	1	-	-	-	-
F-86H	3	-	-	-	1	-	-	2	2	-	-	1	1
F-86 (Other)	2	-	-	-	-	-	-	2	2	-	-	-	-
F-89	3	2	2	-	1	-	1	1	3	-	-	-	2
F-100	15	2	3	-	2	-	-	9	9	-	-	4	4
F-101	9	2	3	-	-	-	-	5	6	-	-	2	5
F-102	3	-	-	-	-	1	1	1	1	-	-	1	2
F-104	5	2	2	-	1	-	-	3	3	-	-	-	2
F-105	6	1	1	-	1	-	-	4	4	-	-	1	1
F-106	3	-	-	-	1	1	1	1	1	-	1	1	2
TRAINER - TOTAL	13	6	7	-	2	1	2	3	3	-	2	3	4
Jet - Total	12	6	7	-	2	1	2	3	3	-	2	2	3
T-33	7	2	3	-	1	1	2	3	3	-	1	1	1
T-37	4	3	3	-	1	-	-	-	-	-	-	1	1
T-38	1	1	1	-	-	-	-	-	-	-	1	-	1
Reciprocating - Total	1	-	-	-	-	-	-	-	-	-	-	1	1
T-29	1	-	-	-	-	-	-	-	-	-	-	1	1
LIAISON - TOTAL	1	-	-	-	-	-	-	-	-	-	-	1	1
L-20	1	-	-	-	-	-	-	-	-	-	-	1	1
UTILITY - TOTAL	2	1	1	-	-	-	1	1	2	-	-	-	1
U-3	2	1	1	-	-	-	1	1	2	-	-	-	1
HELICOPTER - TOTAL	5	2	2	-	1	-	-	3	3	-	1	-	2
Turborotor - Total	1	1	1	-	-	-	-	-	-	-	-	-	1
H-43B	1	1	1	-	-	-	-	-	-	-	-	-	1
Reciprocating - Total	4	1	1	-	1	-	-	3	3	-	1	-	1
H-19	2	-	-	-	-	-	-	2	2	-	-	-	1
H-21	2	1	1	-	1	-	-	1	1	-	1	-	1
MISCELLANEOUS - TOTAL	1	-	-	-	-	-	-	-	-	-	-	1	1
Other	1	-	-	-	-	-	-	-	-	-	-	1	1

Downgraded at 3-Year Intervals:
Declassified After 12 Years
DOD Dir 5200.10

[redacted]

TABLE 13 — CAUSING FACTORS OF MAJOR AIRCRAFT ACCIDENTS BY TYPE AND MODEL AIRCRAFT, WORLD-WIDE, BY QUARTER — FY 1962 (CONTINUED)

TYPE AND MODEL	TOTAL MAJOR ACCIDENTS	CAUSING FACTORS a/											
		Pilot Error		Supervisor Personnel		Maintenance Personnel		Materiel Failure		Airbase and Airways		Other b/	
		Primary	All	Primary	All	Primary	All	Primary	All	Primary	All	Primary	All
	FOURTH QUARTER (1 Apr 1962 through 30 Jun 1962)												
TOTAL	92	36	43	2	14	2	5	33	40	-	5	19	45
BOMBER - TOTAL	7	3	4	-	2	-	1	3	4	-	-	1	1
Jet - Total	7	3	4	-	2	-	1	3	4	-	-	1	1
B-47	3	2	2	-	1	-	1	-	1	-	-	1	1
B-57	2	1	1	-	1	-	-	1	1	-	-	-	-
B-58	1	-	-	-	-	-	-	1	1	-	-	-	-
B-66	1	-	1	-	-	-	-	1	1	-	-	-	-
CARGO - TOTAL	11	5	5	-	3	-	-	3	3	-	1	3	8
Jet - Total	1	-	-	-	-	-	-	-	-	-	-	1	1
C-135	1	-	-	-	-	-	-	-	-	-	-	1	1
Turboprop - Total	4	2	2	-	-	-	-	1	1	-	1	1	4
C-130	3	2	2	-	-	-	-	1	1	-	1	-	3
C-133	1	-	-	-	-	-	-	-	-	-	-	1	1
Reciprocating - Total	6	3	3	-	3	-	-	2	2	-	-	1	2
C-47/53(C-117)	2	1	1	-	1	-	-	-	-	-	-	1	3
C-123	3	1	1	-	1	-	-	2	2	-	-	-	-
C-124	1	1	1	-	1	-	-	-	-	-	-	-	-
FIGHTER (ALL JET) - TOTAL	51	16	19	2	6	2	4	22	25	-	4	9	22
F-84F/K	7	4	5	1	3	-	1	2	4	-	-	-	2
F-86H	1	-	-	-	-	-	-	-	-	-	-	1	1
F-86(other)	1	1	1	-	-	-	-	-	-	-	-	-	-
F-100	16	4	5	1	2	1	2	6	6	-	1	4	7
F-101	6	1	1	-	-	1	1	2	2	-	1	2	4
F-102	9	4	4	-	1	-	-	4	5	-	1	1	3
F-104	2	-	1	-	-	-	-	2	2	-	-	-	1
F-105	8	2	2	-	-	-	-	5	5	-	1	1	4
F-106	1	-	-	-	-	-	-	1	1	-	-	-	-
TRAINER - TOTAL	18	9	12	-	3	-	-	5	6	-	-	4	10
Jet - Total	17	8	11	-	3	-	-	5	6	-	-	4	10
T-33	14	6	9	-	3	-	-	5	6	-	-	3	9
T-37	3	2	2	-	-	-	-	-	-	-	-	1	1
Reciprocating - Total	1	1	1	-	-	-	-	-	-	-	-	-	-
T-29	1	1	1	-	-	-	-	-	-	-	-	-	-
UTILITY - TOTAL	1	1	1	-	-	-	-	-	-	-	-	-	1
U-3	1	1	1	-	-	-	-	-	-	-	-	-	1
HELICOPTER - TOTAL	4	2	2	-	-	-	-	-	2	-	-	2	3
Reciprocating - Total	4	2	2	-	-	-	-	-	2	-	-	2	3
H-19	2	2	2	-	-	-	-	-	2	-	-	-	1
H-21	2	-	-	-	-	-	-	-	-	-	-	2	2

a/ There is only one primary causing factor per accident. Since many accidents have multiple causes that total of "all" causes may exceed the total major accidents.

b/ Includes other crew member error, other personnel, miscellaneous usafe conditions, weather and undertermined.

Source: Deputy Inspector General For Safety - Norton Air Force Base, California

[redacted]

Downgraded at 3-Year Intervals:
Declassified After 12 Years
DOD Dir 5200.10

TABLE 14 — MAJOR AIRCRAFT ACCIDENTS BY TYPE AND MODEL AIRCRAFT, BY CONDITIONS AFFECTING ACCIDENT, WORLD-WIDE, BY QUARTER — FY 1962

(Table below includes United States Air Force, Air National Guard, Air Force Reserves, Military Air Trasport Service Navy Units, and Civil Air Patrol Aircraft in the United States Air Force Inventory)

TYPE AND MODEL	MAJOR ACCIDENTS	CONDITIONS AFFECTING ACCIDENTS a/							
		Fire Before Accidents	Fire After Accidents	Forced Landing	Fuel Exhaustion	Engine Stoppage	Ground Control Instrument Approach	Gear Failed To Extend	Other
FY 1962 - TOTAL	389	40	208	26	21	121	31	1	44
	FIRST QUARTER (1 Jul 1961 Through 30 Sep 1961)								
TOTAL	118	14	63	6	3	40	12	1	14
BOMBER - TOTAL	5	1	2	-	-	3	1	-	1
Jet - Total	4	1	2	-	-	3	1	-	1
B-47	2	1	1	-	-	1	-	-	1
B-57	1	-	1	-	-	1	1	-	-
B-66	1	-	-	-	-	1	-	-	-
Reciprocating - Total	1	-	-	-	-	-	-	-	-
B-50	1	-	-	-	-	-	-	-	-
CARGO - TOTAL	7	-	3	-	-	1	2	-	1
Jet - Total	1	-	-	-	-	-	-	-	-
C-135	1	-	-	-	-	-	-	-	-
Turboprop - Total	1	-	-	-	-	-	-	-	-
C-130	1	-	-	-	-	-	-	-	-
Reciprocating - Total	5	-	3	-	-	1	2	-	1
C-47/53(C-117)	1	-	1	-	-	-	1	-	-
C-54	1	-	-	-	-	-	-	-	-
C-119	1	-	-	-	-	1	-	-	1
C-121	1	-	1	-	-	-	1	-	-
C-123	1	-	1	-	-	-	-	-	-
FIGHTER - TOTAL	83	13	46	4	3	30	7	1	9
F-84F/K	8	1	5	-	-	5	-	-	-
F-86D/L	3	2	1	-	-	3	-	-	-
F-86H	3	1	1	-	-	-	-	-	1
F-86(other)	2	1	1	-	-	2	-	-	-
F-89	1	1	-	-	-	1	-	-	-
F-100	29	4	19	3	2	9	3	-	2
F-101	7	1	3	-	-	1	1	-	-
F-102	13	2	4	-	-	3	1	1	2
F-104	7	-	5	1	-	2	-	-	2
F-105	3	-	3	-	-	1	-	-	2
F-106	7	-	4	-	1	3	2	-	-
TRAINER - TOTAL	17	-	10	1	-	5	2	-	1
Jet - Total	16	-	10	1	-	5	2	-	1
T-33	13	-	8	1	-	4	2	-	1
T-37	3	-	2	-	-	1	-	-	-
Reciprocating - Total	1	-	-	-	-	-	-	-	-
T-29	1	-	-	-	-	-	-	-	-
LIAISON - TOTAL	1	-	-	-	-	-	-	-	-
L-20	1	-	-	-	-	-	-	-	-
HELICOPTER - TOTAL	5	-	2	1	-	1	-	-	2
Turborotor - Total	2	-	-	-	-	-	-	-	2
H-43B	2	-	-	-	-	-	-	-	2
Reciprocating - Total	3	-	2	1	-	1	-	-	-
H-19	1	-	-	1	-	1	-	-	-
H-21	2	-	2	-	-	-	-	-	-

Downgraded at 3-Year Intervals:
Declassified After 12 Years
DOD Dir 5200.10

[redacted]

TABLE 14 — MAJOR AIRCRAFT ACCIDENTS BY TYPE AND MODEL AIRCRAFT, BY CONDITIONS AFFECTING ACCIDENT, WORLD-WIDE, BY QUARTER — FY 1962 (CONTINUED)

TYPE AND MODEL	MAJOR ACCIDENTS	CONDITIONS AFFECTING ACCIDENTS a/							
		Fire Before Accidents	Fire After Accidents	Forced Landing	Fuel Exhaustation	Engine Stoppage	Ground Control Instrument Approach	Gear Failed to Extend	Other
	SECOND QUARTER (1 Oct 1961 Through 31 Dec 1961)								
TOTAL	75	6	36	6	6	26	10	-	12
BOMBER - TOTAL	5	-	4	1	-	2	1	-	-
Jet - Total	5	-	4	1	-	2	1	-	-
B-47	2	-	2	1	-	1	1	-	-
B-52	1	-	-	-	-	-	-	-	-
B-58	1	-	1	-	-	1	-	-	-
B-66	1	-	1	-	-	-	-	-	-
CARGO - TOTAL	6	2	2	-	1	3	1	-	2
Reciprocating - Total	6	2	2	-	1	3	1	-	2
C-47/53(C-117)	2	-	2	-	-	-	-	-	-
C-119	2	2	-	-	-	2	-	-	1
C-124	1	-	-	-	-	1	-	-	1
C-131	1	-	-	-	1	-	1	-	-
FIGHTER (ALL JET) - TOTAL	42	4	22	1	2	14	6	-	6
F-84F/K	6	-	3	1	-	2	2	-	2
F-86D/L	2	-	-	-	2	2	-	-	-
F-86H	1	-	-	-	-	-	-	-	-
F-89	1	-	1	-	-	-	1	-	-
F-100	10	3	5	-	-	5	1	-	-
F-101	4	1	2	-	-	1	1	-	-
F-102	6	-	5	-	-	2	-	-	-
F-104	4	-	-	-	-	1	-	-	1
F-105	5	-	4	-	-	1	-	-	2
F-106	3	-	2	-	-	-	1	-	1
TRAINER - TOTAL	18	-	8	3	3	6	1	-	4
Jet - Total	18	-	8	3	3	6	1	-	4
T-33	18	-	8	3	3	6	1	-	4
LIAISON - TOTAL	2	-	-	-	-	-	-	-	-
L-20	1	-	-	-	-	-	-	-	-
L-28	1	-	-	-	-	-	-	-	-
HELICOPTER - TOTAL	2	-	-	1	-	1	1	-	-
Turborotor - Total	2	-	-	1	-	1	1	-	-
H-43B	2	-	-	1	-	1	1	-	-
	THIRD QUARTER (1 Jan 1962 Through 31 Mar 1062)								
TOTAL	104	14	52	10	8	34	5	-	9
BOMBER - TOTAL	9	2	4	1	1	1	-	-	-
Jet - Total	7	1	4	1	1	1	-	-	-
B-47	3	1	1	-	-	-	-	-	-
B-57	1	-	-	-	-	-	-	-	-
B-58	2	-	2	-	-	-	-	-	-
B-66	1	-	1	1	1	1	-	-	-

[redacted]

Downgraded at 3-Year Intervals:
Declassified After 12 Years
DOD Dir 5200.10

TABLE 14 — MAJOR AIRCRAFT ACCIDENTS BY TYPE AND MODEL AIRCRAFT, BY CONDITIONS AFFECTING ACCIDENT, WORLD-WIDE, BY QUARTER — FY 1962 (CONTINUED)

TYPE AND MODEL	MAJOR ACCIDENTS	CONDITIONS AFFECTING ACCIDENTS a/							
		Fire Before Accidents	Fire After Accidents	Forced Landing	Fuel Exhaustation	Engine Stoppage	Ground Control Instrument Approach	Gear Failed to Extend	Other
	THIRD QUARTER (1 Jan 1962 Through 31 Mar 1962) (Continued)								
BOMBER (Continued)									
Reciprocating - Total	2	1	-	-	-	-	-	-	-
B-50	2	1	-	-	-	-	-	-	-
CARGO - TOTAL	17	1	8	2	2	4	2	-	2
Jet - Total	2	1	-	-	-	-	-	-	-
C-135	2	1	-	-	-	-	-	-	-
Turboprop - Total	1	-	1	-	-	-	-	-	-
C-130	1	-	1	-	-	-	-	-	-
Reciprocating - Total	14	-	7	2	2	4	2	-	2
C-47/53(C-117)	8	-	5	2	2	3	-	-	-
C-54	1	-	-	-	-	-	-	-	1
C-119	3	-	1	-	-	1	1	-	-
C-123	2	-	1	-	-	-	1	-	1
FIGHTER (ALL JET) - TOTAL	56	9	29	2	4	20	3	-	3
F-84F/K	6	-	4	1	1	3	-	-	-
F-86D/L	1	-	1	-	-	1	-	-	-
F-86H	3	-	3	-	-	2	1	-	-
F-86(other)	2	1	1	-	-	1	-	-	-
F-89	3	1	1	-	-	1	-	-	1
F-100	15	4	4	-	-	6	-	-	-
F-101	9	1	4	-	-	-	-	-	-
F-102	3	-	2	-	-	1	1	-	-
F-104	5	-	4	1	2	3	1	-	-
F-105	6	2	4	-	1	2	-	-	1
F-106	3	-	1	-	-	-	-	-	1
TRAINER - TOTAL	13	1	9	2	1	5	-	-	2
Jet - Total	12	1	9	2	1	5	-	-	2
T-33	7	1	6	2	-	4	-	-	1
T-37	4	-	3	-	-	-	-	-	1
T-38	1	-	-	-	1	1	-	-	-
Reciprocating - Total	1	-	-	-	-	-	-	-	-
T-29	1	-	-	-	-	-	-	-	-
LIAISON - TOTAL	1	-	-	1	-	1	-	-	-
L-20	1	-	-	1	-	1	-	-	-
UTILITY - TOTAL	2	-	-	1	-	1	-	-	-
U-3	2	-	-	1	-	1	-	-	-
HELICOPTER - TOTAL	5	-	2	1	-	2	-	-	2
Turborotor - Total	1	-	-	-	-	-	-	-	-
H-43B	1	-	-	-	-	-	-	-	-
Reciprocating - Total	4	-	2	1	-	2	-	-	2
H-19	2	-	1	1	-	1	-	-	-
MISCELLANEOUS - TOTAL	1	1	-	-	-	-	-	-	-
Other	1	1	-	-	-	-	-	-	-

Downgraded at 3-Year Intervals:
Declassified After 12 Years
DOD Dir 5200.10

[redacted]

TABLE 14 — MAJOR AIRCRAFT ACCIDENTS BY TYPE AND MODEL AIRCRAFT, BY CONDITIONS AFFECTING ACCIDENT, WORLD-WIDE, BY QUARTER — FY 1962 (CONTINUED)

TYPE AND MODEL	MAJOR ACCIDENTS	CONDITIONS AFFECTING ACCIDENTS a/							
		Fire Before Accidents	Fire After Accidents	Forced Landing	Fuel Exhaustation	Engine Stoppage	Ground Control Instru-Approach	Fear Failed to Extend	Other
	FOURTH QUARTER (1 Apr 1962 Through 30 Jun 1962)								
TOTAL	92	6	57	4	4	21	4	-	9
BOMBER - TOTAL	7	1	5	-	-	-	1	-	-
Jet - Total	7	1	5	-	-	-	1	-	-
B-47	3	1	2	-	-	-	1	-	-
B-57	2	-	1	-	-	-	-	-	-
B-58	1	-	1	-	-	-	-	-	-
B-66	1	-	1	-	-	-	-	-	-
CARGO - TOTAL	11	-	5	-	-	1	-	-	-
Jet - Total	1	-	1	-	-	1	-	-	-
C-135	1	-	1	-	-	1	-	-	-
Turboprop - Total	4	-	1	-	-	-	-	-	-
C-130	3	-	1	-	-	-	-	-	-
C-133	1	-	-	-	-	-	-	-	-
Reciprocating - Total	6	-	3	-	-	-	-	-	-
C-47/53(C-117)	2	-	1	-	-	-	-	-	-
C-123	3	-	1	-	-	-	-	-	-
C-124	1	-	1	-	-	-	-	-	-
FIGHTER (ALL JET) - TOTAL	51	5	35	-	3	13	3	-	4
F-84F/K	7	-	5	-	2	2	-	-	1
F-86H	1	-	1	-	-	-	-	-	-
F-86(Other)	1	-	1	-	-	-	-	-	-
F-100	16	2	12	-	-	5	1	-	1
F-101	6	1	2	-	-	1	-	-	1
F-102	9	-	7	-	-	3	1	-	1
F-104	2	-	2	-	-	1	-	-	-
F-105	8	2	5	-	1	1	1	-	-
F-106	1	-	-	-	-	-	-	-	-
TRAINING - TOTAL	18	-	11	2	1	5	-	-	5
Jet - Total	17	-	10	2	1	5	-	-	5
T-33	14	-	8	1	1	5	-	-	5
T-37	3	-	2	1	-	-	-	-	-
Reciprocating - Total	1	-	1	-	-	-	-	-	-
T-29	1	-	1	-	-	-	-	-	-
UTILITY - TOTAL	1	-	-	-	-	-	-	-	-
U-2	1	-	-	-	-	-	-	-	-
HELICOPTER - TOTAL	4	-	1	2	-	2	-	-	-
Reciprocating - Total	4	-	1	2	-	2	-	-	-
H-19	2	-	-	2	-	2	-	-	-
H-21	2	-	1	-	-	-	-	-	-

a/ None, one, or more than one of these factors may be involved in any one aircraft accident.

Source: Deputy Inspector General For Safety - Norton Air Force Base, California

[redacted]

Downgraded at 3-Year Intervals:
Declassified After 12 Years
DOD Dir 5200.10

TABLE 15 — MAJOR AIRCRAFT ACCIDENTS BY TYPE AND MODEL AIRCRAFT, BY PHASE OF OPERATION, WORLD-WIDE, BY QUARTER — FY 1962

(Includes United States Air Force, Air Force Reserve, Military Air Transport Service Navy Units, and Civil Air Patrol Aircraft in the United States Air Force Inventory)

TYPE AND MODEL	MAJOR ACCIDENTS	TAXIING	TAKE-OFF	IN FLIGHT	LAND-ING	GO AROUND	MISCEL-LANEOUS	UNDER-TERMINED
TOTAL - FY 1962	389	7	65	177	110	12	18	-
	FIRST QUARTER (1 Jul 1961 Through 30 Sep 1961)							
FIRST QUARTER - TOTAL	118	1	21	49	40	5	2	-
BOMBER - TOTAL	5	-	1	2	2	-	-	-
Jet - Total	4	-	1	2	1	-	-	-
B-47	2	-	1	1	-	-	-	-
B-57	1	-	-	-	-	-	-	-
B-66	1	-	-	1	-	-	-	-
Reciprocating - Total	1	-	-	-	1	-	-	-
B-50	1	-	-	-	1	-	-	-
CARGO- TOTAL	7	-	2	1	4	-	-	-
Jet - Total	1	-	-	1	-	-	-	-
C-135	1	-	-	1	-	-	-	-
Turboprop - Total	1	-	1	-	-	-	-	-
C-130	1	-	1	-	-	-	-	-
Recoprocating - Total	5	-	1	-	4	-	-	-
C-47/53(C-117)	1	-	-	-	1	-	-	-
C-54	1	-	-	-	1	-	-	-
C-119	1	-	-	-	1	-	-	-
C-121	1	-	-	-	1	-	-	-
C-123	1	-	1	-	-	-	-	-
FIGHTER (ALL JET) - TOTAL	83	1	14	36	26	4	2	-
F-84F/K	8	1	-	5	2	-	-	-
F-86D/L	3	-	1	1	-	-	1	-
F-86H	3	-	-	3	-	-	-	-
F-86(Other)	2	-	-	1	-	-	1	-
F-89	1	-	-	-	1	-	-	-
F-100	29	-	7	11	10	1	-	-
F-101	7	-	1	4	1	1	-	-
F-102	13	-	2	6	5	-	-	-
F-104	7	-	2	1	4	-	-	-
F-105	3	-	-	2	-	1	-	-
F-106	7	-	1	2	3	1	-	-
TRAINER - TOTAL	17	-	3	8	5	1	-	-
Jet - Total	16	-	3	8	4	1	-	-
T-33	13	-	2	6	4	1	-	-
T-37	3	-	1	2	-	-	-	-
Reciprocating - Total	1	-	-	-	1	-	-	-
T-29	1	-	-	-	1	-	-	-
LIAISON - TOTAL	1	-	1	-	-	-	-	-
L-20	1	-	1	-	-	-	-	-
HELICOPTER- TOTAL	5	-	-	2	3	-	-	-
Turborotor - Total	2	-	-	-	2	-	-	-
H-43B	2	-	-	-	2	-	-	-
Reciprocating - Total	3	-	-	2	1	-	-	-
H-19	1	-	-	1	-	-	-	-
H-21	2	-	-	1	1	-	-	-

Downgraded at 3-Year Intervals:
Declassified After 12 Years
DOD Dir 5200.10

[redacted]

TABLE 15 — MAJOR AIRCRAFT ACCIDENTS BY TYPE AND MODEL AIRCRAFT, BY PHASE OF OPERATION, WORLD — WIDE, BY QUARTER — FY 1962 (CONTINUED)

TYPE AND MODEL	MAJOR ACCIDENTS	TAXIING	TAKE-OFF	IN FLIGHT	LAND-ING	GO AROUND	MISCEL-LANEOUS	UNDE-TERMINED
	SECOND QUARTER (1 Oct 1961 Through 31 Dec 1961)							
SECOND QUARTER - TOTAL	75	2	10	29	26	4	4	-
BOMBER - TOTAL	5	-	2	2	1	-	-	-
Jet - Total	5	-	2	2	1	-	-	-
B-47	2	-	1	-	1	-	-	-
B-52	1	-	-	1	-	-	-	-
B-58	1	-	-	1	-	-	-	-
B-66	1	-	1	-	-	-	-	-
CARGO - TOTAL	6	-	-	4	2	-	-	-
Reciprocating - Total	6	-	-	4	2	-	-	-
C-47/53(C-117)	2	-	-	2	-	-	-	-
C-119	2	-	-	2	-	-	-	-
C-124	1	-	-	-	1	-	-	-
C-131	1	-	-	-	1	-	-	-
FIGHTER (ALL JET) - TOTAL	42	1	7	18	13	-	3	-
F-84F/K	6	-	1	2	3	-	-	-
F-86D/L	2	-	-	2	-	-	-	-
F-86H	1	-	-	-	1	-	-	-
F-89	1	-	-	-	1	-	-	-
F-100	10	-	2	5	3	-	-	-
F-101	4	1	1	2	-	-	-	-
F-102	6	-	2	2	-	-	2	-
F-104	4	-	-	1	2	-	1	-
F-105	5	-	1	3	1	-	-	-
F-106	3	-	-	1	2	-	-	-
TRAINER - TOTAL	18	-	1	4	10	3	-	-
Jet - Total	18	-	1	4	10	3	-	-
T-33	18	-	1	4	10	3	-	-
LIAISON - TOTAL	2	-	-	-	-	1	1	-
L-20	1	-	-	-		1	-	-
L-28	1	-	-	-	-	-	1	-
HELICOPTER - TOTAL	2	1	-	1	-	-	-	-
Turborotor - Total.	2	1	-	1	-	-	-	-
H-43B	2	1	-	1	-	-	-	-
	THIRD QUARTER (1 Jan 1962 Through 31 Mar 1962)							
THIRD QUARTER - TOTAL	104	2	13	53	25	3	8	-
BOMBER - TOTAL	9	-	3	3	1	1	1	-
Jet - Total	7	-	3	2	1	1	-	-
B-47	3	-	2	1	-	-	-	-
B-57	1	-	-	-	1	-	-	-
B-58	2	-	1	1	-	-	-	-
B-66	1	-	-	-	-	1	-	-
Reciprocating - Total	2	-	-	1	-	-	1	-
B-50	2	-	-	1	-	-	1	-
CARGO - TOTAL.	17	-	3	6	3	1	4	-
Jet - Total.	2	-	-	-	-	-	2	-
C-135	2	-	-	-	-	-	2	-

[redacted]

DOWNGRADED AT 3 YEAR INTERVALS;
DECLASSIFIED AFTER 12 YEARS.
DOD DIR. 5200.10

TABLE 15 – MAJOR AIRCRAFT ACCIDENTS BY TYPE AND MODEL AIRCRAFT, BY PHASE OF OPERATION, WORLD – WIDE, BY QUARTER – FY 1962 (CONTINUED)

TYPE AND MODEL	MAJOR ACCIDENTS	TAXIING	TAKE-OFF	IN FLIGHT	LAND-ING	GO AROUND	MISCEL-LANEOUS	UNDE-TERMINED
	THIRD QUARTER (1 Jan 1962 Through 31 Mar 1962) (Continued)							
Turboprop - Total	1	-	-	1	-	-	-	-
C-130	1	-	-	1	-	-	-	-
Reciprocating - Total	14	-	3	5	3	1	2	-
C-47/53(C-117)	8	-	3	3	2	-	-	-
C-54	1	-	-	-	-	-	1	-
C-119	3	-	-	1	-	1	1	-
C-123	2	-	-	1	1	-	-	-
FIGHTER (ALL JET) - TOTAL	56	2	4	34	14	-	2	-
F-84F/K	6	-	-	5	-	-	1	-
F-86D/L	1	-	-	1	-	-	-	-
F-86H	3	-	-	2	1	-	-	-
F-86(Other)	2	-	-	1	1	-	-	-
F-89	3	-	-	2	1	-	-	-
F-100	15	-	2	10	3	-	-	-
F-101	9	1	-	4	3	-	1	-
F-102	3	-	1	1	1	-	-	-
F-104	5	-	1	2	2	-	-	-
F-105	6	-	-	6	-	-	-	-
F-106	3	1	-	-	2	-	-	-
TRAINER - TOTAL	13	-	1	5	5	1	1	-
Jet - Total	12	-	1	4	5	1	1	-
T-33	7	-	1	1	4	-	1	-
T-37	4	-	-	3	1	-	-	-
T-38	1	-	-	-	-	1	-	-
Reciprocating - Total	1	-	-	1	-	-	-	-
T-29	1	-	-	1	-	-	-	-
LIAISON - TOTAL	1	-	1	-	-	-	-	-
L-20	1	-	1	-	-	-	-	-
UTILITY - TOTAL	2	-	-	1	1	-	-	-
U-3	2	-	-	1	1	-	-	-
HELICOPTER - TOTAL	5	-	1	3	1	-	-	-
Turborotor - Total	1	-	1	-	-	-	-	-
H-43B	1	-	1	-	-	-	-	-
Reciprocating - Total	4	-	-	3	1	-	-	-
H-19	2	-	-	2	-	-	-	-
H-21	2	-	-	1	1	-	-	-
MISCELLANEOUS - TOTAL	1	-	-	1	-	-	-	-
Other	1	-	-	1	-	-	-	-
	FOURTH QUARTER (1 Apr 1962 Through 30 Jun 1962)							
FOURTH QUARTER - TOTAL	92	2	21	46	19	-	4	-
BOMBER - TOTAL	7	-	1	3	2	-	1	-
Jet - Total	7	-	1	3	2	-	1	-
B-47	3	-	-	1	1	-	1	-
B-57	2	-	-	2	-	-	-	-
B-58	1	-	1	-	-	-	-	-
B-66	1	-	-	-	1	-	-	-

DOWNGRADED AT 3 YEAR INTERVALS; DECLASSIFIED AFTER 12 YEARS. DOD DIR. 5200.10

[redacted]

TABLE 15 — MAJOR AIRCRAFT ACCIDENTS BY TYPE AND MODEL AIRCRAFT, BY PHASE OF OPERATION, WORLD — WIDE, BY QUARTER — FY 1962 (CONTINUED)

TYPE AND MODEL	MAJOR ACCIDENTS	TAXIING	TAKE-OFF	IN FLIGHT	LAND-ING	GO AROUND	MISCEL-LANEOUS	UNDE-TERMINED
	FOURTH QUARTER (1 Apr 1962 Through 30 Jun 1962) (Continued)							
CARGO - TOTAL	11	2	4	3	1	-	1	-
Jet - Total	1	-	1	-	-	-	-	-
C-135	1	-	1	-	-	-	-	-
Turboprop - Total	4	1	-	2	-	-	1	-
C-130	3	1	-	1	-	-	1	-
C-133	1	-	-	1	-	-	-	-
Reciprocating - Total	6	1	3	1	1	-	-	-
C-47/53)C-117)	2	1	1	-	-	-	-	-
C-123	3	-	2	-	1	-	-	-
C-124	1	-	-	1	-	-	-	-
FIGHTER (ALL JET) - TOTAL	51	-	12	26	11	-	2	-
F-84F/K	7	-	1	4	2	-	-	-
F-86H	1	-	-	1	-	-	-	-
F-86(Other)	1	-	-	1	-	-	-	-
F-100	16	-	5	10	1	-	-	-
F-101	6	-	2	2	2	-	-	-
F-102	9	-	1	3	4	-	1	-
F-104	2	-	1	1	-	-	-	-
F-105	8	-	2	4	2	-	-	-
F-106	1	-	-	-	-	-	1	-
TRAINING - TOTAL	18	-	4	9	5	-	-	-
Jet - Total	17	-	4	8	5	-	-	-
T-33	14	-	3	7	4	-	-	-
T-37	3	-	1	1	1	-	-	-
Reciprocating - Total	1	-	-	1	-	-	-	-
T-29	1	-	-	1	-	-	-	-
UTILITY - TOTAL	1	-	-	1	-	-	-	-
U-3	1	-	-	1	-	-	-	-
HELICOPTER - TOTAL	4	-	-	4	-	-	-	-
Reciprocating - Total	4	-	-	4	-	-	-	-
H-19	2	-	-	2	-	-	-	-
H-21	2	-	-	2	-	-	-	-

Source: Deputy Inspector General For Safety - Norton Air Force Base, California

[redacted]

Downgraded at 3-Year Intervals:
Declassified After 12 Years
DOD Dir 5200.10

TABLE 16 — PERSONNEL FATALITIES AND INJURIES IN AIRCRAFT ACCIDENTS BY TYPE AND MODEL AIRCRAFT, WORLD-WIDE, BY QUARTER — FY 1962

(Includes United States Air Force, Air National Guard, Air Force Reserve, Military Air Transport Navy Units and Civil Air Patrol Aircraft in the United States Air Force Inventory)

TYPE AND MODEL AIRCRAFT	ALL PERSONNEL INJURIES				USAF RATED PERSONNEL INJURIES			
	Total	Fatal	Major	Minor	Total	Fatal	Major	Minor
FY 1962 - TOTAL	450	297	97	56	230	145	50	35
	FIRST QUARTER (1 Jul 1961 Through 30 Sep 1961)							
TOTAL	88	39	34	15	60	29	20	11
BOMBER - TOTAL	6	4	1	1	4	3	1	-
Jet - Total	6	4	1	1	4	3	1	-
B-47	3	2	1	-	2	1	1	-
B-57	1	1	-	-	1	1	-	-
B-66	2	1	-	1	1	1	-	-
CARGO -TOTAL	20	8	11	1	5	3	2	-
Reciprocating - Total	20	8	11	1	5	3	2	-
C-47/53(C-117)	5	3	1	1	3	2	1	-
C-123	15	5	10	-	2	1	1	-
FIGHTER (ALL JET) - TOTAL	43	22	12	9	35	20	7	8
F-86D/L	2	-	-	2	1	-	-	-
F-100	20	14	5	1	16	12	3	1
F-101	6	1	3	2	4	1	1	2
F-102	8	4	1	3	8	4	1	3
F-104	3	2	1	-	2	2	-	-
F-106	4	1	2	1	4	1	2	1
TRAINING - TOTAL	16	5	10	1	13	3	10	-
Jet - Total	16	5	10	1	13	3	10	-
T-33	14	5	9	-	12	3	9	-
T-37	2	-	1	1	1	-	1	-
HELICOPTER - TOTAL	3	-	-	3	3	-	-	3
Turborotor - Total	2	-	-	2	2	-	-	2
H-43B	2	-	-	2	2	-	-	2
Reciprocating - Total	1	-	-	1	1	-	-	1
H-21	1	-	-	1	1	-	-	1
	SECOND QUARTER (Oct 1961 Through 31 Dec 1961)							
TOTAL	100	60	24	16	54	31	12	11
BOMBER - TOTAL	21	18	1	2	10	8	1	1
Jet - Total	21	18	1	2	10	8	1	1
B-47	8	7	-	1	4	4	-	-
B-52	8	8	-	-	2	2	-	-
B-58	2	-	1	1	2	-	1	1
B-66	3	3	-	-	2	2	-	-
CARGO - TOTAL	30	21	6	3	15	10	3	2
Reciprocating - Total	30	21	6	3	15	10	3	2
C-47/53	7	7	-	-	5	5	-	-
C-119	9	7	1	1	2	2	-	-
C-124	7	7	-	-	3	3	-	-
C-131	7	-	5	2	5	-	3	2

DOWNGRADED AT 3 YEAR INTERVALS;
DECLASSIFIED AFTER 12 YEARS.
DOD DIR. 5200.10

[redacted]

TABLE 16 — PERSONNEL FATALITIES AND INJURIES IN AIRCRAFT ACCIDENTS BY TYPE AND MODEL AIRCRAFT, WORLD-WIDE, BY QUARTER — FY 1962 (CONTINUED)

TYPE AND MODEL AIRCRAFT	ALL PERSONNEL INJURIES				USAF RATED PERSONNEL INJURIES			
	Total	Fatal	Major	Minor	Total	Fatal	Major	Minor
	SECOND QUARTER (Continued)							
FIGHTER (ALL JET) - TOTAL	29	14	9	6	13	6	4	3
F-84F/K	4	2	1	1	2	2	-	-
F-86D/L	1	-	-	1	-	-	-	-
F-89	3	2	-	1	1	1	-	-
F-100	14	8	6	-	4	2	2	-
F-101	2	1	1	-	2	1	1	-
F-102	1	1	-	-	-	-	-	-
F-104	1	-	-	1	1	-	-	1
F-105	2	-	1	1	2	-	1	1
F-106	1	-	-	1	1	-	-	1
TRAINING - TOTAL	17	7	7	3	14	7	4	3
Jet - Total	17	7	7	3	14	7	4	3
T-33	17	7	7	3	14	7	4	3
LIAISON - TOTAL	2	-	-	2	2	-	-	2
L-20	2	-	-	2	2	-	-	2
HELICOPTER - TOTAL	1	-	1	-	-	-	-	-
Turborotor - Total	1	-	1	-	-	-	-	-
H-43B	1	-	1	-	-	-	-	-
	THIRD QUARTER (1 Jan 1962 Through 31 Mar 1962)							
TOTAL	143	113	18	12	69	53	8	8
BOMBER - TOTAL	35	30	3	2	11	9	2	-
Jet - Total	19	14	3	2	7	5	2	-
B-47	8	7	-	1	4	4	-	-
B-58	6	3	2	1	2	1	1	-
B-66	5	4	1	-	1	-	1	-
Reciprocating - Total	16	16	-	-	4	4	-	-
B-50	16	16	-	-	4	4	-	-
CARGO - TOTAL	65	55	5	5	26	22	1	3
Turboprop - Total	15	15	-	-	3	3	-	-
C-130	15	15	-	-	3	3	-	-
Reciprocating - Total	50	40	5	5	23	19	1	3
C-47/53(C-117)	32	28	4	-	16	15	1	-
C-119	15	9	1	5	5	2	-	3
C-123	3	3	-	-	2	2	-	-
FIGHTER (ALL JET) - TOTAL	29	17	8	4	24	15	5	4
F-84F/K	3	2	1	-	3	2	1	-
F-86H	1	1	-	-	1	1	-	-
F-86(Other)	2	2	-	-	1	1	-	-
F-89	3	1	2	-	2	-	2	-
F-100	6	5	-	1	6	5	-	1
F-101	6	1	3	2	3	1	-	2
F-102	1	1	-	-	1	1	-	-
F-104	5	3	1	1	5	3	1	1
F-105	2	1	1	-	2	1	1	-

[redacted]

DOWNGRADED AT 3 YEAR INTERVALS; DECLASSIFIED AFTER 12 YEARS. DOD DIR. 5200.10

TABLE 16 — PERSONNEL FATALITIES AND INJURIES IN AIRCRAFT ACCIDENTS BY TYPE AND MODEL AIRCRAFT, WORLD-WIDE, BY QUARTER — FY 1962 (CONTINUED)

TYPE AND MODEL AIRCRAFT	ALL PERSONNEL INJURIES				USAF RATED PERSONNEL INJURIES			
	Total	Fatal	Major	Minor	Total	Fatal	Major	Minor
	THIRD QUARTER (Continued)							
TRAINER - TOTAL	14	11	2	1	8	7	-	1
Jet - Total	10	7	2	1	6	5	-	1
T-33	8	6	1	1	6	5	-	1
T-37	1	-	1	-	-	-	-	-
T-38	1	1	-	-	-	-	-	-
Reciprocating - Total	4	4	-	-	2	2	-	-
T-29	4	4	-	-	2	2	-	-
	FOURTH QUARTER (1 Apr 1962 Through 30 Jun 1962)							
TOTAL	119	85	21	13	47	32	10	5
BOMBER - TOTAL	20	10	8	2	4	2	2	-
Jet - Total	20	10	8	2	4	2	2	-
B-47	17	7	8	2	3	1	2	-
B-57	2	2	-	-	1	1	-	-
B-58	1	1	-	-	-	-	-	-
CARGO - TOTAL	33	32	1	-	8	8	-	-
Jet - Total	6	6	-	-	2	2	-	-
C-135	6	6	-	-	2	2	-	-
Turboprop - Total	19	19	-	-	4	4	-	-
C-130	13	13	-	-	2	2	-	-
C-133	6	6	-	-	2	2	-	-
Reciprocating - Total	8	7	1	-	2	2	-	-
C-123	1	-	1	-	-	-	-	-
C-124	7	7	-	-	2	2	-	-
FIGHTER (ALL JET) - TOTAL	34	19	9	6	24	14	7	3
F-84F/K	5	2	3	-	3	2	1	-
F-86H	1	1	-	-	1	1	-	-
F-86(Other)	2	2	-	-	-	-	-	-
F-100	11	6	4	1	11	6	4	1
F-101	4	2	1	1	3	1	1	1
F-102	7	3	-	4	2	1	-	1
F-105	4	3	1	-	4	3	1	-
TRAINER - TOTAL	21	16	2	3	10	7	1	2
Jet - Total	12	7	2	3	8	5	1	2
T-33	9	5	1	3	7	4	1	2
T-37	3	2	1	-	1	1	-	-
Reciprocating - Total	9	9	-	-	2	2	-	-
T-29	9	9	-	-	2	2	-	-
UTILITY - TOTAL	4	4	-	-	1	1	-	-
U-3	4	4	-	-	1	1	-	-
HELICOPTER - TOTAL	3	-	1	2	-	-	-	-
Reciprocating - Total	3	-	1	2	-	-	-	-
H-21	3	-	1	2	-	-	-	-
NON-USAF - TOTAL	4	4	-	-	-	-	-	-

Source: Deputy Inspector General For Safety - Norton Air Force Base, California

DOWNGRADED AT 3 YEAR INTERVALS;
DECLASSIFIED AFTER 12 YEARS.
DOD DIR. 5200.10

GROUND SAFETY

INTRODUCTION

The tables included in this section are USAF Ground Accident statistics approved and directed by the Air Force Regulation 32-1, dated, 12 August 1960. In establishing the reporting system, standardized cost factors and definitions have been approved. The present standard accident costs for injuries and fatalities were established by the Air Force Regulation 32-2, dated, 15 June 1961.

DEFINITIONS

ACCIDENT, GROUND

Any accident which occurs on or off an Air Force installation, base, or site which involves Air Force military personnel, Air Force civilian personnel on duty, or Air Force property. Reference paragraph 6, Air Force Regulation 127-4, dated, 3 November 1961.

ACCIDENT, PRIVATE MOTOR VEHICLE

A motor vehicle accident involving only non-Air Force motor vehicles, or, if both Air Force and non-Air Force vehicles were involved, the Air Force motor vehicle was not being operated at the time of the accident. Motor vehicles which are not Air Force property will be considered as private motor vehicles. Vehicles which are the property of Government agencies other than the Air Force will also be considered as private motor vehicles.

ACCIDENT, USAF MOTOR VEHICLES

An accident involving the operating of an Air Force motor vehicle which results in either disabling or nondisabling injury to Air Force personnel and/or non-USAF persons and/or damage aggregating $50.00 or more to Air Force motor vehicles, or to other vehicles or property without regard to ownership.

COST PER CAPITA

$$\text{Cost per Capita} - \frac{\text{Cost of Injuries} + \text{Cost of Fatalities} + \text{Cost of Property Damage}}{\text{Total Command Strength (Average Military and Average Civilian)}}$$

COST YARDSTICK

INJURY	FY 1962	
	Military	Civilian
Non-Disabling	$ 7.00	$ 7.00
Temporary Total	30.00/Day	14.00/Day
Permanent Partial	43,000.00	10,500.00
Permanent Total	63,500.00	70,000.00
Fatal	31,500.00	25,000.00

SAFETY (CONTINUED)

GROUND SAFETY (CONTINUED)

DEFINITIONS (CONTINUED)

INJURY DISABLING

An injury which results in death, permanent total, permanent partial injury, or temporary total injury which in the opinion of competent medical authority makes it impossible for the injured to return to work or duty at any time during the next calendar day following date of injury.

INJURY, NON-DISABLING

A nondisabling injury is an injury which, although requiring medical attention, would not keep the injured person from performing his regularly assigned duties during the next calendar day or any subsequent day. This type is generally known as a first-aid case.

PERSONNEL, CIVILIAN

Direct hire employees performing personal services to the Air Force and are paid directly by the Air Force.

PERSONNEL, MILITARY

Includes officers and airmen serving on active duty with the Air Force, including Navy personnel under operational control of Military Air Transport Service.

RATES

Frequency rates were computed to the following formulas:

$$\text{Civilian Injury Rate} - \frac{\text{Number of Civilian Disabling and Fatal Injuries} \times 1{,}000{,}000}{\text{Total Hours of Civilian Employment}}$$

$$\text{Military Injury Rate (On Duty)} - \frac{\text{Number of Military Disabling and Fatal Injuries "On Duty"} \times 100{,}000}{\text{Total Military Man-Days of Exposure} \times 1/3}$$

$$\text{Military Injury Rate (Off Duty)} - \frac{\text{Number of Military Disabling and Fatal Injuries "Off Duty"} \times 100{,}000}{\text{Total Military Man-Days exposure} \times 2/3}$$

$$\text{Military Injury Rate (Total)} - \frac{\text{Total Number of Military and Fatal Injuries} \times 100{,}000}{\text{Total Military Man-Days Exposure}}$$

$$\text{USAF Motor Vehicle Rate} - \frac{\text{Number of USAF Motor Vehicle Accidents} \times 100{,}000}{\text{Total USAF Motor Vehicle Mileage}}$$

TABLE 17 — USAF GROUND ACCIDENTS BY ACTIVITY, WORLD-WIDE — FY 1962

(Table below is a revision of Table 16, FY 1961 publication; previous table was by command for the fiscal year.)

ACTIVITY	TOTAL	FIRST QUARTER	SECOND QUARTER	THIRD QUARTER	FOURTH QUARTER
WORLD-WIDE - TOTAL (EXCLUDES USAFA CADETS)	14,254	3,546	3,776	3,548	3,384
Private Motor Vehicle Accidents	2,951	702	815	670	764
USAF Motor Vehicle Accidents	2,498	579	728	685	506
Special Purpose Vehicles - Total	406	102	95	130	79
Maintenance, Repair	31	7	11	8	5
Operation	375	95	84	122	74
Pedestrians (Non-Vehicular)	878	161	237	330	150
Sports	2,321	639	585	463	634
Recreation	594	165	122	128	179
Domestic	1,151	330	262	266	293
Systems Maintenance Activities - Total	1,465	357	390	395	323
Aircraft - Maintenance and Handling	999	252	271	272	204
Motor Vehicle - Maintenance and Repair	271	62	75	67	67
Maint, Repair - MFG or Operation of Equip	168	41	34	46	47
Missile	27	2	10	10	5
Civil Engineering - Total	604	162	161	135	146
Installations	491	138	129	113	111
Fire Fighting	73	20	20	14	19
Maint - Bldgs, Structures and Grounds	40	4	12	8	16
Supply Services	480	127	138	117	98
Air Police	99	29	20	32	18
Food Services	127	32	38	28	29
Training (Military, Drill, Calisthenics, etc.)	227	61	67	51	48
Medical	39	6	11	11	11
Administration and Clerical	92	23	25	21	23
Communications	60	18	26	11	5
Off-Duty Employment	47	10	14	8	15
Ordnance	23	9	4	4	6
Non-Operating Vehicle (Driver and Passenger)	19	5	4	2	8
All Other Activities	173	29	34	61	49

Source: Assistant for Records and Statistics, Deputy Inspector General for Safety.

TABLE 18 — MILITARY PERSONNEL DISABLING AND NON-DISABLING INJURY EXPERIENCE BY COMMAND, WORLD-WIDE — FY 1962

LOCATION	DISABLING INJURIES					MAN-DAYS LOST FROM TEMPORARY TOTAL	MAN-DAYS OF EXPOSURE	RATE	NON-DISABLING INJURIES
	Total	Fatal	Permanent Total	Permanent Partial	Temporary Total				
WORLD-WIDE - TOTAL	10,382	537	17	21	9,807	136,394	315,521,692	3.29	75,645
Aeronautical Chart and Information Center	2	-	-	-	2	6	104,242	1.92	8
Air Defense Command	1,104	94	4	-	1,006	16,687	36,705,104	3.01	12,361
Air Force Accounting and Finance Center	-	-	-	-	-	-	27,307	-	-
Air Force Communications Service a/	282	17	-	2	263	3,139	11,056,304	2.55	980
Air Force Logistics Command	220	12	2	2	204	3,506	6,516,644	3.38	1,599
Air Force Systems Command	303	17	-	-	286	3,602	9,570,756	3.17	1,749
Air Training Command	1,328	49	1	-	1,278	15,167	45,623,114	2.91	9,591
Air University	65	1	-	-	64	867	3,569,865	1.82	599
Alaskan Air Command (Includes Alaska)	158	5	1	-	152	1,910	3,916,869	4.03	1,334
Caribbean Air Command	8	-	-	-	8	108	436,673	1.83	104
Continental Air Command	28	-	-	-	28	625	1,047,432	2.67	63
Headquarters Command, USAF	162	8	-	-	154	1,169	6,426,080	2.52	1,085
Military Air Transport Service	806	34	1	1	770	11,304	25,636,464	3.14	6,424
Office of Aerospace Research	4	-	-	-	4	47	159,176	2.51	1
Pacific Air Forces (Includes Hawaii)	551	6	-	2	543	6,229	14,027,414	3.93	4,031
Strategic Air Command	3,068	162	5	7	2,894	40,761	92,237,390	3.33	22,389
Tactical Air Command	639	45	-	2	592	7,951	19,958,217	3.20	3,418
USAF Academy b/	25	1	-	-	24	167	524,932	4.76	250
US Air Forces in Europe	1,222	45	-	4	1,173	16,421	27,039,272	4.52	7,869
USAF Security Service	277	10	2	-	265	3,868	9,257,357	2.99	1,790
USAF-AT-LARGE	130	31	1	1	97	2,860	1,681,080	7.73	-

a/ Air Force Communication Service designated as a major air command, 1 July 1961; originally a part of Military Air Transport Service.
b/ Excludes Cadets.

Source: Assistant for Records and Statistics, Deputy Inspector General for Safety.

TABLE 19 — ON-DUTY MILITARY PERSONNEL DISABLING INJURY EXPERIENCE BY COMMAND, WORLD-WIDE — FY 1962

LOCATION	DISABLING INJURIES					TOTAL MAN-DAYS LOST FROM TEMPORARY INJURIES	MAN-DAYS OF EXPOSURE	DIS-ABLING INJURY RATE
	Total	Fatal	Perma-nent Total	Perma-nent Total	Tempo-rary Total			
WORLD-WIDE - TOTAL	2,897	42	-	6	2,849	29,957	105,173,897	2.75
Aeronautical Chart and Information Center	1	-	-	-	1	2	34,747	2.88
Air Defense Command	240	6	-	-	234	3,026	12,235,034	1.96
Air Force Accounting and Finance Center	-	-	-	-	-	-	9,102	-
Air Force Communications Service a/	64	1	-	1	62	736	3,685,435	1.74
Air Force Logistics Command	70	4	-	-	66	1,038	2,172,215	3.22
Air Force Systems Command	70	-	-	-	70	859	3,190,252	2.19
Air Training Command	491	4	-	-	487	3,407	15,207,704	3.23
Air University	13	-	-	-	13	90	1,189,955	1.09
Alaskan Air Command (Includes Alaska)	48	1	-	-	47	453	1,305,623	3.68
Caribbean Air Command	2	-	-	-	2	7	145,558	1.37
Continental Air Command	6	-	-	-	6	184	349,144	1.72
Headquarters Command, USAF	51	1	-	-	50	271	2,142,027	2.38
Military Air Transport Service . . .	228	3	-	-	225	2,582	8,545,488	2.67
Office of Aerospace Research	2	-	-	-	2	14	53,059	3.77
Pacific Air Forces (Includes Hawaii)	218	2	-	1	215	1,850	4,675,805	4.66
Strategic Air Command	789	10	-	3	776	9,126	30,745,796	2.57
Tactical Air Command	155	2	-	-	153	1,615	6,652,739	2.33
USAF Academy b/	10	-	-	-	10	65	174,977	5.72
US Air Forces in Europe	389	4	-	1	384	4,051	9,013,091	4.32
USAF Security Service	36	-	-	-	36	481	3,085,786	1.17
USAF-AT-LARGE	14	4	-	-	10	100	560,360	2.50

a/ Designated as a major air command, 1 July 1961; originally a part of Military Air Transport Service.
b/ Excludes Cadets.

Source: Assistant for Records and Statistics, Deputy Inspector General for Safety.

TABLE 20 — OFF-DUTY MILITARY PERSONNEL DISABLING INJURY EXPERIENCE BY COMMAND, WORLD-WIDE — FY 1962

LOCATION	DISABLING INJURIES					MAN-DAYS LOST FROM TEMPORARY TOTAL	MAN-DAYS OF EXPOSURE	DISABLING INJURY RATE
	Total	Fatal	Permanent Total	Permanent Partial	Temporary Total			
WORLD-WIDE - TOTAL	7,485	495	17	15	6,958	106,437	210,347,795	3.56
Aeronautical Chart and Information Center	1	-	-	-	1	4	69,495	1.44
Air Defense Command	864	88	4	-	772	13,661	24,470,070	3.53
Air Force Accounting and Finance Center	-	-	-	-	-	-	18,205	-
Air Force Communications Service a/	218	16	-	2	200	2,403	7,370,869	2.96
Air Force Logistics Command	150	8	2	1	139	2,468	4,344,429	3.45
Air Force Systems Command	233	17	-	-	216	2,743	6,380,504	3.65
Air Training Command	837	45	1	-	791	11,760	30,415,410	2.75
Air University	52	1	-	-	51	777	2,379,910	2.18
Alaskan Air Command(Includes Alaska)	110	4	1	-	105	1,457	2,611,246	4.21
Caribbean Air Command	6	-	-	-	6	101	291,115	2.06
Continental Air Command	22	-	-	-	22	441	698,288	3.15
Headquarters Command, USAF	111	7	-	-	104	935	4,284,053	2.59
Military Air Transport Service	578	31	1	1	545	8,685	17,090,976	3.38
Office of Aerospace Research	2	-	-	-	2	33	106,117	1.88
Pacific Air Forces (Includes Hawaii)	333	4	-	1	328	4,379	9,351,609	3.56
Strategic Air Command	2,279	152	5	4	2,118	31,635	61,491,594	3.71
Tactical Air Command	484	43	-	2	439	6,336	13,305,478	3.64
USAF Academy b/	15	1	-	-	14	102	349,955	4.29
US Air Forces in Europe	833	41	-	3	789	12,370	18,026,181	4.62
USAF Security Service	241	10	2	-	229	3,387	6,171,571	3.91
USAF-AT-LARGE	116	27	1	1	87	2,760	1,120,720	10.35

a/ Designated as a major air command, 1 July 1961; originally a part of Military Air Transport Service.
b/ Excludes Cadets.

Source: Assistant for Records and Statistics, Deputy Inspector General for Safety.

TABLE 21 — ON-DUTY CIVILIAN PERSONNEL DISABLING AND NON-DISABLING INJURY EXPERIENCE BY COMMAND, WORLD-WIDE — FY 1962

LOCATION	DISABLING INJURIES					MAN-DAYS LOST FROM TEMPORARY TOTAL	MAN-DAYS OF EXPOSURE	RATE	NON-DISABLING INJURIES
	Total	Fatal	Permanent Total	Permanent Partial	Temporary Total				
WORLD-WIDE - TOTAL	1,523	11	-	-	1,512	16,836	603,338,592	2.52	38,420
Aeronautical Chart and Information Center.	9	-	-	-	9	202	5,767,742	1.56	619
Air Defense Command	57	1	-	-	56	863	22,325,233	2.55	643
Air Force Accounting and Finance Center	8	-	-	-	8	20	3,610,939	2.22	107
Air Force Communications Service a/	8	-	-	-	8	67	4,795,866	1.67	6
Air Force Logistics Command	814	4	-	-	810	8,463	292,490,888	2.78	28,345
Air Force Systems Command	162	2	-	-	160	1,799	76,041,888	2.13	2,877
Air Training Command.	113	-	-	-	113	1,550	46,826,143	2.41	1,686
Air University.	13	-	-	-	13	304	4,643,742	2.80	151
Alaskan Air Command (Includes Alaska)	9	1	-	-	8	201	4,076,400	2.21	241
Caribbean Air Command	-	-	-	-	-	-	368,684	-	8
Continental Air Command	90	1	-	-	89	603	17,258,337	5.21	841
Headquarters Command, USAF.	18	-	-	-	18	157	11,306,199	1.59	101
Military Air Transport Service. . .	45	1	-	-	44	383	22,339,592	2.01	835
Office of Aerospace Research. . . .	7	-	-	-	7	94	2,543,746	2.75	1
Pacific Air Forces (Includes Hawaii)	4	-	-	-	4	14	7,823,608	.51	61
Strategic Air Command	92	1	-	-	91	1,200	45,387,701	2.03	838
Tactical Air Command.	38	-	-	-	38	390	14,530,269	2.62	488
USAF Academy.	28	-	-	-	28	441	3,872,241	7.23	406
US Air Forces in Europe	2	-	-	-	2	29	5,663,699	.35	33
USAF Security Service	5	-	-	-	5	52	1,947,760	2.57	133
USAF-AT-LARGE	1	-	-	-	1	4	9,717,915	.10	-

a/ Designated as a major air command, 1 July 1961; originally a part of Military Air Transport Service.

Source: Assistant for Records and Statistics, Deputy Inspector General for Safety.

TABLE 22 — USAF MOTOR VEHICLE GROUND ACCIDENT EXPERIENCE AND COST BY COMMAND, WORLD-WIDE — FY 1962

LOCATION	USAF MOTOR VEHICLE EXPERIENCE						COST CHARGED TO USAF MOTOR VEHICLE ACCIDENTS				
	Accidents	Miles Operated	Accident Rates	Vehicles Damaged	Days Out of Service	Average Days out Of Service Per USAF Motor Vehicle Damaged	Average Cost Per USAF Motor Vehicle Accident	Total (Property and Disabling Injury)	USAF Motor Vehicle Damaged	Other USAF Property Damaged in Motor Vehicle Accidents	Disabling Injury (Military and On-Duty Civilians)
WORLD-WIDE - Total	2,498	575,952,916	.43	2,370	17,910	8	$ 483	$ 1,205,608	$ 664,850	$ 170,468	$ 370,290
Aeronautical Chart and Info Center	-	319,078	-	-	-	-	-	-	-	-	-
Air Defense Command	255	43,158,514	.59	240	1,970	8	504	128,627	70,326	19,031	39,270
Air Force Accounting and Finance Center	-	36,591	-	-	-	-	-	-	-	-	-
Air Force Communications Service a/	54	10,111,478	.53	37	638	17	355	19,191	11,026	215	7,950
Air Force Logistics Command	266	53,913,296	.49	248	1,444	6	398	105,773	46,413	13,946	45,414
Air Force Systems Command	97	27,062,407	.36	95	557	6	1,128	109,440	48,572	58,444	2,424
Air Training Command	202	52,804,207	.38	194	1,207	6	285	57,519	45,863	9,688	1,968
Air University	8	3,552,776	.23	7	32	5	543	4,343	2,303	660	1,380
Alaskan Air Command (Includes Alaska)	85	6,970,070	1.22	77	680	9	1,053	89,536	29,800	2,786	56,950
Caribbean Air Command	9	2,851,930	.32	9	45	5	299	2,689	2,599	-	90
Continental Air Command	29	4,880,861	.59	24	41	2	252	7,320	2,768	306	4,246
Headquarters Command, USAF	92	17,446,661	.53	93	733	8	277	25,487	24,827	218	442
Military Air Transport Service	164	28,833,899	.57	160	659	4	622	101,981	37,126	5,867	58,988
Office of Aerospace Research	1	78,800	1.27	1	1	-	283	283	283	-	-
Pacific Air Forces (Includes Hawaii)	182	49,318,508	.37	166	1,807	11	410	74,548	37,271	1,727	35,550
Strategic Air Command	494	153,917,808	.32	478	2,774	6	393	193,944	138,678	36,526	18,740
Tactical Air Command	156	25,792,483	.60	156	954	6	592	92,385	36,994	16,037	39,354
USAF Academy b/	9	3,391,821	.27	9	49	5	1,217	10,956	10,822	-	134
US Air Forces in Europe	367	83,547,466	.44	353	3,670	10	455	166,979	111,027	4,982	50,970
USAF Security Service	23	7,852,386	.29	19	497	26	575	13,222	6,802	-	6,420
USAF-AT-LARGE	5	111,876	4.47	4	152	38	277	1,385	1,350	35	-

a/ Designated as a major air command, 1 July 1961; originally a part of Military Air Transport Service.
b/ Excludes Cadets.

Source: Assistant for Records and Statistics, Deputy Inspector General for Safety.

TABLE 23 — GROUND ACCIDENT COST ANALYSES BY COMMAND, WORLD-WIDE — FY 1962

LOCATION	COST				
	Per Capita	Total	Military Injury	Civilian Injury	Property Damage
WORLD-WIDE - TOTAL	$ 28.78	$ 27,811,310	$ 23,519,335	$ 779,644	$ 3,512,331
Aeronautical Chart and Information Center	2.78	7,397	236	7,161	-
Air Defense Command	38.00	4,219,282	3,802,137	41,583	375,562
Air Force Accounting and Finance Center	.57	1,029	-	1,029	-
Air Force Communications Service a/	22.77	735,563	722,530	980	12,053
Air Force Logistics Command	16.68	2,690,937	707,373	416,897	1,566,667
Air Force Systems Command	21.56	1,059,048	655,803	95,325	307,920
Air Training Command	15.19	2,240,773	2,129,147	33,502	78,124
Air University	5.86	70,885	61,703	5,313	3,869
Alaskan Air Command (Includes Alaska)	30.41	386,853	287,638	29,501	69,714
Caribbean Air Command	5.19	7,125	3,968	56	3,101
Continental Air Command	7.70	84,709	19,191	39,329	26,189
Headquarters Command, USAF	14.03	323,825	294,665	2,905	26,255
Military Air Transport Service	21.20	1,721,971	1,561,588	36,207	124,176
Office of Aerospace Research	1.77	3,023	1,417	1,323	283
Pacific Air Forces (Includes Hawaii)	14.07	594,081	490,087	623	103,371
Strategic Air Command	27.28	7,477,800	7,101,053	47,666	329,081
Tactical Air Command	31.71	1,892,787	1,765,956	8,876	117,955
USAF Academy b/	17.72	58,628	38,260	9,016	11,352
US Air Forces in Europe	32.44	2,484,934	2,137,213	637	347,084
USAF Security Service	22.35	580,419	570,570	1,659	8,190
USAF-AT-LARGE	123.79	1,170,241	1,168,800	56	1,385

a/ Designated as a major air command, 1 July 1961; originally a part of Military Air Transport Service.
b/ Excludes Cadets.

Source: Assistant for Records and Statistics, Deputy Inspector General for Safety.

TABLE 24 – MILITARY PERSONNEL DISABLING INJURY LOSSES AND COST RESULTING FROM USAF MOTOR VEHICLE ACCIDENTS BY COMMAND, WORLD-WIDE – FY 1962

LOCATION	DISABLING INJURY LOSSES					MAN-DAYS LOST FROM TEMPORARY TOTAL	INJURY COST
	Total	Fatal	Permanent Total	Permanent Partial	Temporary Total		
WORLD-WIDE - TOTAL	164	6	-	1	157	2,796	$ 315,880
Aeronautical Chart and Information Center	-	-	-	-	-	-	-
Air Defense Command	16	1	-	-	15	259	39,270
Air Force Accounting and Finance Center	-	-	-	-	-	-	-
Air Force Communications Service a/	14	-	-	-	14	265	7,950
Air Force Logistics Command	6	-	-	1	5	45	44,350
Air Force Systems Command	5	-	-	-	5	64	1,920
Air Training Command	5	-	-	-	5	46	1,380
Air University	1	-	-	-	1	4	120
Alaskan Air Command(Includes Alaska)	3	1	-	-	2	15	31,950
Caribbean Air Command	1	-	-	-	1	3	90
Continental Air Command	2	-	-	-	2	135	4,050
Headquarters Command, USAF	2	-	-	-	2	4	120
Military Air Transport Service	4	1	-	-	3	82	33,960
Office of Aerospace Research	-	-	-	-	-	-	-
Pacific Air Forces (Includes Hawaii)	11	1	-	-	10	135	35,550
Strategic Air Command	34	-	-	-	34	613	18,390
Tactical Air Command	9	1	-	-	8	259	39,270
USAF Academy b/	1	-	-	-	1	4	120
US Air Forces in Europe	45	1	-	-	44	649	50,970
USAF Security Service	5	-	-	-	5	214	6,420
USAF-AT-LARGE	-	-	-	-	-	-	-

a/ Designated as a major air command, 1 July 1961; originally a part of Military Air Transport Service.
b/ Excludes Cadets.

Source: Assistant for Records and Statistics, Deputy Inspector General for Safety.

TABLE 25 – ON-DUTY CIVILIAN PERSONNEL DISABLING INJURY LOSSES AND COSTS RESULTING FROM USAF MOTOR VEHICLE ACCIDENTS BY COMMAND, WORLD-WIDE – FY 1962

LOCATION	DISABLING INJURY LOSSES					MAN-DAYS LOST FROM TEMPORARY TOTAL	INJURY COST
	Total	Fatal	Permanent Total	Permanent Partial	Temporary Total		
WORLD-WIDE - TOTAL	30	2	-	-	28	315	$ 54,410
Aeronautical Chart and Information Center.	-	-	-	-	-	-	-
Air Defense Command	-	-	-	-	-	-	-
Air Force Accounting and Finance Center.	-	-	-	-	-	-	-
Air Force Communications Service a/	-	-	-	-	-	-	-
Air Force Logistics Command	11	-	-	-	11	76	1,064
Air Force Systems Command	4	-	-	-	4	36	504
Air Training Command.	1	-	-	-	1	42	588
Air University.	1	-	-	-	1	90	1,260
Alaskan Air Command(Includes Alaska)	1	1	-	-	-	-	25,000
Caribbean Air Command	-	-	-	-	-	-	-
Continental Air Command	2	-	-	-	2	14	196
Headquarters Command, USAF.	2	-	-	-	2	23	322
Military Air Transport Service. . .	2	1	-	-	1	2	25,028
Office of Aerospace Research. . . .	-	-	-	-	-	-	-
Pacific Air Forces (Includes Hawaii)	-	-	-	-	-	-	-
Strategic Air Command	4	-	-	-	4	25	350
Tactical Air Command.	1	-	-	-	1	6	84
USAF Academy.	1	-	-	-	1	1	14
US Air Forces in Europe	-	-	-	-	-	-	-
USAF Security Service	-	-	-	-	-	-	-
USAF-AT-LARGE	-	-	-	-	-	-	-

a/ Designated as a major air command, 1 July 1961; originally a part of Military Air Transport Service.

Source: Assistant for Records and Statistics, Deputy Inspector General for Safety.

TABLE 26 — MILITARY PERSONNEL DISABLING INJURY LOSSES AND COSTS RESULTING FROM PRIVATE MOTOR VEHICLE ACCIDENTS BY COMMAND, WORLD-WIDE — FY 1962

LOCATION	DISABLING INJURIES LOSSES					MAN-DAYS LOST FROM TEMPORARY TOTAL	INJURY COST
	Total	Fatal	Permanent Total	Permanent Partial	Temporary Total		
WORLD-WIDE - TOTAL	3,487	413	13	10	3,051	65,395	$16,226,850
Aeronautical Chart and Information Center	1	-	-	-	1	4	120
Air Defense Command	495	74	3	-	418	9,526	2,807,280
Air Force Accounting and Finance Center	-	-	-	-	-	-	-
Air Force Communications Service a/	97	12	-	1	84	1,346	461,380
Air Force Logistics Command	68	6	2	1	59	1,388	400,640
Air Force Systems Command	97	13	-	-	84	1,745	461,850
Air Training Command	333	35	1	-	297	6,554	1,362,620
Air University	19	1	-	-	18	388	43,140
Alaskan Air Command (Includes Alaska)	19	1	1	-	17	333	104,990
Caribbean Air Command	3	-	-	-	3	83	2,490
Continental Air Command	3	-	-	-	3	75	2,250
Headquarters Command, USAF	49	7	-	-	42	379	231,870
Military Air Transport Service	283	27	1	1	254	5,085	1,109,550
Office of Aerospace Research	1	-	-	-	1	11	330
Pacific Air Forces (Includes Hawaii)	118	2	-	1	115	2,074	168,220
Strategic Air Command	978	122	4	2	850	19,442	4,766,260
Tactical Air Command	269	38	-	2	229	4,147	1,407,410
USAF Academy b/	3	1	-	-	2	16	31,980
US Air Forces in Europe	471	37	-	1	433	9,139	1,482,670
USAF Security Service	96	8	-	-	88	1,702	303,060
USAF-AT-LARGE	84	29	1	1	53	1,958	1,078,740

a/ Designated as a major air command, 1 July 1961; originally a part of Military Air Transport Service.
b/ Excludes Cadets.

Source: Assistant for Records and Statistics, Deputy Inspector General for Safety.

686559 O - 63 - 7

TABLE 27 — MILITARY PERSONNEL DISABLING INJURY LOSSES AND COSTS RESULTING FROM ALL OTHER (NON-VEHICULAR) ACCIDENTS BY COMMAND, WORLD-WIDE — FY 1962

LOCATION	DISABLING INJURY LOSSES					MAN-DAYS LOST FROM TEMPORARY TOTAL	INJURY COST
	Total	Fatal	Permanent Total	Permanent Partial	Temporary Total		
WORLD-WIDE - TOTAL	6,731	118	4	10	6,599	68,203	$ 6,447,090
Aeronautical Chart and Information Center	1	-	-	-	1	2	60
Air Defense Command	593	19	1	-	573	6,902	869,060
Air Force Accounting and Finance Center	-	-	-	-	-	-	-
Air Force Communications Service a/	171	5	-	1	165	1,528	246,340
Air Force Logistics Command	146	6	-	-	140	2,073	251,190
Air Force Systems Command	201	4	-	-	197	1,793	179,790
Air Training Command	990	14	-	-	976	8,567	698,010
Air University	45	-	-	-	45	475	14,250
Alaskan Air Command (Includes Alaska)	136	3	-	-	133	1,562	140,360
Caribbean Air Command	4	-	-	-	4	22	660
Continental Air Command	23	-	-	-	23	415	12,450
Headquarters Command, USAF	111	1	-	-	110	786	55,080
Military Air Transport Service	519	6	-	-	513	6,137	373,110
Office of Aerospace Research	3	-	-	-	3	36	1,080
Pacific Air Force (Includes Hawaii)	422	3	-	1	418	4,020	258,100
Strategic Air Command	2,056	40	1	5	2,010	20,706	2,159,680
Tactical Air Command	361	6	-	-	355	3,545	295,350
USAF Academy b/	21	-	-	-	21	147	4,410
US Air Forces in Europe	706	7	-	3	696	6,633	549,490
USAF Security Services	176	2	2	-	172	1,952	248,560
USAF-AT-LARGE	46	2	-	-	44	902	90,060

a/ Designated as a major air command, 1 July 1961; originally a part of Military Air Transport Service.
b/ Excludes Cadets.

Source: Assistant for Records and Statistics, Deputy Inspector General for Safety.

TABLE 28 — ON-DUTY CIVILIAN PERSONNEL DISABLING INJURY LOSSES AND COSTS RESULTING FROM ALL OTHER (NON-VEHICULAR) ACCIDENTS BY COMMAND, WORLD-WIDE — FY 1962

LOCATION	DISABLING INJURY LOSSES					MAN-DAYS LOST FROM TEMPORARY TOTAL	INJURY COST
	Total	Fatal	Permanent Total	Permanent Partial	Temporary Total		
WORLD-WIDE - TOTAL	1,459	7	-	-	1,452	15,822	$ 396,508
Aeromautical Chart and Information Center	9	-	-	-	9	202	2,828
Air Defense Command	57	1	-	-	56	863	37,082
Air Force Accounting and Finance Center	8	-	-	-	8	20	280
Air Force Communications Service a/	8	-	-	-	8	67	938
Air Force Logistics Command	788	3	-	-	785	8,055	187,770
Air Force Systems Command	147	1	-	-	146	1,542	46,588
Air Training Command	111	-	-	-	111	1,478	20,692
Air University	12	-	-	-	12	214	2,996
Alaskan Air Command (Includes Alaska)	8	-	-	-	8	201	2,814
Caribbean Air Command	-	-	-	-	-	-	-
Continental Air Command	87	1	-	-	86	569	32,966
Headquarters Command, USAF	16	-	-	-	16	134	1,876
Military Air Transport Service	43	-	-	-	43	381	5,334
Office of Aerospace Research	7	-	-	-	7	94	1,316
Pacific Air Forces (Includes Hawaii)	4	-	-	-	4	14	196
Strategic Air Command	86	1	-	-	85	1,135	40,890
Tactical Air Command	37	-	-	-	37	384	5,376
USAF Academy	23	-	-	-	23	384	5,376
US Air Forces in Europe	2	-	-	-	2	29	406
USAF Security Service	5	-	-	-	5	52	728
USAF-AT-LARGE	1	-	-	-	1	4	56

a/ Designated as a major air command, 1 July 1961; originally a part of Military Air Transport Service.

Source: Assistant for Records and Statistics, Deputy Inspector General for Safety.

TABLE 29 — USAF AIRCRAFT DAMAGE RESULTING FROM GROUND ACCIDENTS BY COMMAND, WORLD-WIDE — FY 1962

LOCATION	AIRCRAFT DAMAGES								
	Total			From USAF Motor Vehicle Accidents			From All Other Ground Accidents		
	Aircraft Damaged	Days Aircraft Out of Service	Aircraft Damage Cost	Aircraft Damaged	Days Aircraft Out of Service	Aircraft Damage Cost	Aircraft Damaged	Days Aircraft Out of Service	Aircraft Damage Cost
WORLD-WIDE - TOTAL	280	1,394	$ 2,027,799	68	282	$ 136,213	212	1,112	$ 1,891,586
Aeronautical Chart and Information Center	1	-	-	1	-	-	-	-	-
Air Defense Command	34	207	94,467	11	57	14,863	23	150	79,604
Air Force Accounting and Finance Center	-	-	-	-	-	-	-	-	-
Air Force Communications Service a/	2	-	812	-	-	-	2	-	812
Air Force Logistics Command	40	167	1,348,905	6	23	7,431	34	144	1,341,474
Air Force Systems Command	12	162	99,776	2	32	56,685	10	130	43,091
Air Training Command	17	51	14,503	5	20	6,802	12	31	7,701
Air University Command	3	5	1,078	1	1	635	2	4	443
Alaskan Air Command (Includes Alaska)	2	20	1,201	1	2	632	1	18	569
Caribbean Air Command	-	-	-	-	-	-	-	-	-
Continental Air Command	6	59	10,012	1	-	178	5	59	9,834
Headquarters Command, USAF	2	-	580	1	-	200	1	-	380
Military Air Transport Service	35	177	39,751	3	5	5,277	32	172	34,474
Office of Aerospace Research	-	-	-	-	-	-	-	-	-
Pacific Air Forces (Includes Hawaii)	11	87	58,355	4	13	1,217	7	74	57,138
Strategic Air Command	66	216	118,317	16	54	25,803	50	162	92,514
Tactical Air Command	37	91	45,672	13	37	14,992	24	54	30,680
USAF Academy b/	-	-	-	-	-	-	-	-	-
US Air Forces in Europe	12	152	194,370	3	38	1,498	9	114	192,872
USAF Security Service	-	-	-	-	-	-	-	-	-
USAF-AT-LARGE	-	-	-	-	-	-	-	-	-

a/ Designated as a major air command, 1 July 1961; originally a part of Military Air Transport Service.
b/ Excludes Cadets.

Source: Assistant for Records and Statistics, Deputy Inspector General for Safety.

Materiel

PART IV

AIRCRAFT AND MISSILES

INTRODUCTION

Information included in this section provides data pertaining to procurement, production, inventory status, deployment, and disposition of USAF aircraft during Fiscal Year 1962. It also includes data on procurement, production, and inventory status of missiles.

The aircraft tables reflect funding by fiscal year, acceptances, inventories by functional distribution, active and inactive, age (in months) distribution, and disposition of aircraft. The missile tables reflect funding by fiscal year, acceptances, functional distribution, and disposition of missiles.

Production data for aircraft and missiles are obtained under the provisions of AF Regulation 70-11, dated 4 October 1957. Additional data may be obtained in the USAF Production Digest SS-N-47 published monthly. Inventory and status data for aircraft and missiles are obtained under the provisions of AF Regulation 65-110, dated, 25 January 1961. The classification of aircraft and missiles is in accordance with AF Regulation 65-60, dated, 4 August 1961 and T. O. 1-1-81, dated, 30 June 1961. The type classification is generally based upon the type designator or the prefix preceding the basic type designator of each aircraft or missile model. A prefix is assigned an aircraft or missile model when the aircraft or missile is modified to perform a function (indicated by prefix) other than its basic designated purpose. Additional data may be obtained in the USAF Aircraft-Missile Digest, SS-A1, published monthly.

DEFINITIONS

ACCEPTANCE - Aircraft, missile, or drone which has been shop-assembled and fully inspected by constituted USAF or Navy production authorities and for which the title, responsibility, and accountability has been assumed by the contracting agency of the recipient.

AIRCRAFT - A heavier-than-air vehicle, designed primarily for flight in the atmosphere, which has incorporated in its prime design the ability and requirement for human occupancy. (Ref T. O. 1-1-81)

DRONE - Any aircraft or missile modified or produced to perform the mission of a target for weapon evaluation or crew training, has incorporated into its prime design the ability to be flown by remote control, and has been redesignated in accordance with T. O. 1-1-81.

GUIDED AIRCRAFT ROCKET - A type of self-propelled aircraft armament normally carried by piloted aircraft which, after launching, can be guided to the target which it destroys by means of an explosive warhead.

INACTIVE - Aircraft, missiles, or drones on loan and bailment (except bailed for test, maintenance, and modification); aircraft, missiles, or drones for which there is no longer a requirement in the active inventory, including those that have been accumulated in excess of possible future needs; and aircraft, missiles, or drones in the process of being dropped from the total inventory and salvage.

MISSILE - A heavier-than-air vehicle with a capability of traveling within or outside the earth's atmosphere, whose trajectory or flight path may be controlled by installed or remote control mechanisms, and is not designed for human occupancy.

NON-OPERATING ACTIVE - Aircraft, missiles, and drones in preparation or awaiting preparation for possession by units or test activities through any of the logistical processes of supply, maintenance, and modification.

OPERATING ACTIVE - Aircraft, missiles, and drones currently and actively engaged in or supporting flying missions (AFR 65-110).

[redacted]

TABLE 30 — USAF AIRCRAFT ACCEPTANCES OF MODELS IN PRODUCTION, BY MANUFACTURER, BY RECIPIENT, BY MONTH — FY 1962

TYPE, MODEL, AND SERIES	MANUFACTURER	ACCEPTED PRIOR TO 1 JUL 1961	ACCEPTANCES FOR FY 1962													TOTAL ACCEPTED TO DATE
			Total	Jul (1961)	Aug	Sep	Oct	Nov	Dec	Jan (1962)	Feb	Mar	Apr	May	Jun	
GRAND TOTAL a/			913	66	69	73	85	79	93	82	75	82	76	60	73	
	USAF FOR USAF															
TOTAL			693	47	49	54	67	64	72	68	58	64	57	43	50	
BOMBER - TOTAL			101	11	9	9	9	10	10	9	7	7	7	9	4	
B-52H	Boeing	20	68	7	6	6	6	6	6	6	5	5	5	6	4	88
B-58A	Convair	68	33	4	3	3	3	4	4	3	2	2	2	3	-	101
TANKER - TOTAL			56	5	3	3	3	5	5	5	5	6	4	6	6	
KC-135	Boeing	470	56	5	3	3	3	5	5	5	5	6	4	6	6	526
FIGHTER - TOTAL			172	14	14	15	16	17	18	19	15	22	19	-	3	
F-105D	Republic	166	171	14	14	15	16	17	18	19	15	22	19	-	2	337
F-4H	McDonnell	-	1	-	-	-	-	-	-	-	-	-	-	-	1	1
TRANSPORT - TOTAL			100	3	6	7	8	9	7	7	7	9	12	10	15	
C-130B	Lockheed	80	50	3	3	4	4	5	4	5	5	3	5	3	6	130
C-130E	Lockheed	1	5	-	-	-	-	-	-	-	-	1	1	1	2	6
C-135A	Boeing	-	15	-	3	3	3	3	2	1	(Complete)					15
C-135B	Boeing	-	26	-	-	-	-	-	-	1	2	4	6	6	7	26
VC-140B	Lockheed	-	4	-	-	-	1	1	1	-	-	1	-	-	-	4
TRAINER - TOTAL			222	12	14	17	22	20	28	24	17	16	12	18	22	
T-37B	Cessna	218	47	5	5	6	8	5	11	7	(Complete)					265
T-38A	Northrop	33	120	4	6	7	9	10	12	12	12	11	12	13	12	153
T-39A	N American	8	55	3	3	4	5	5	5	5	5	5	-	5	10	63
MISCELLANEOUS - TOTAL			42	2	3	3	9	3	4	4	7	4	3	-	-	
H-43B	Kaman	93	23	2	3	3	3	3	4	2	3	-	-	-	-	116
U-10A (L-28A)	Helio	-	19	-	-	-	6	-	-	2	4	4	3	-	-	19

DOWNGRADED AT 3 YEAR INTERVALS;
DECLASSIFIED AFTER 12 YEARS.
DOD DIR. 5200.10

[redacted]

[redacted]

TABLE 30 — USAF AIRCRAFT ACCEPTANCES OF MODELS IN PRODUCTION, BY MANUFACTURER, BY RECIPIENT, BY MONTH — FY 1962
(CONTINUED)

TYPE, MODEL, AND SERIES	MANUFACTURER	ACCEPTED PRIOR TO 1 JUL 1961	ACCEPTANCES FOR FY 1962													TOTAL ACCEPTED TO DATE
			Total	Jul (1961)	Aug	Sep	Oct	Nov	Dec	Jan (1962)	Feb	Mar	Apr	May	Jun	
	USAF FOR MILITARY ASSISTANCE PROGRAM (MAP)															
TOTAL			76	5	6	6	6	5	6	4	6	7	7	7	11	
T-37B	Cessna	-	20	-	-	-	-	-	-	-	4	4	4	4	4	20
H-43B	Kaman	-	12	-	-	-	-	-	-	-	-	3	3	3	3	12
U-7A(L-21B)	Piper	-	1	-	-	1	(Complete)									1
S-2A-SW	Schweizer	7	23	3	3	2	3	3	3	4	2	(Complete)				30
TS-1A-SW	Schweizer	14	16	2	3	3	3	2	3	(Complete)						30
Model CH-1C	Cessna	-	4	-	-	-	-	-	-	-	-	-	-	-	4	4
	USAF FOR US ARMY															
TOTAL			141	14	14	13	12	10	15	10	10	10	11	10	12	
YCH-1B	Vertol	-	1	-	-	-	-	-	-	-	-	-	1	-	-	1
HC-1B	Vertol	-	1	-	-	-	-	-	-	-	-	-	-	-	1	1
HU-1B	Bell	24	120	10	10	10	10	10	10	10	10	10	10	10	10	144
L-19E(MAP)	Cessna	-	1	-	-	-	-	-	-	-	-	-	-	-	1	1
U-7B(L-21B)	Piper	-	1	-	-	1	(Complete)									1
L-23F	Beech	20	4	2	2	(Complete)										24
AC-1	DeHavilland	9	13	2	2	2	2	-	5	(Terminated)						22
	USAF FOR COAST GUARD															
TOTAL			3	-	-	-	-	-	-	-	1	1	1	-	-	
SC-130B	Lockheed	6	3	-	-	-	-	-	-	-	1	1	1	-	-	9

a/ Excludes experimental, remanufactured, and used aircraft.

Source: Statistics and Reports Division, Directorate of Data Systems and Statistics, Comptroller of the Air Force.

DOWNGRADED AT 3 YEAR INTERVALS;
DECLASSIFIED AFTER 12 YEARS.
DOD DIR. 5200.10

[redacted]

[redacted]

TABLE 31 — USAF GUIDED MISSILE AND TARGET DRONE ACCEPTANCES BY MANUFACTURER, BY MONTH - FY 1962

TYPE, MODEL AND SERIES	MANU-FACTURER	POPULAR NAME	ACCEPTED PRIOR TO 1 JUL 61	ACCEPTANCES FOR FY 1962													TOTAL AC-CEPTED TO DATE
				Total	Jul (1961)	Aug	Sep	Oct	Nov	Dec	Jan (1962)	Feb	Mar	Apr	May	Jun	
				USAF FOR USAF													
GUIDED MISSILE - TOTAL				2,952	244	273	117	98	96	96	164	110	420	543	702	89	
X/SM-65A/B/C/D a/	Convair	Atlas	150	18	1	1	6	2	3	2	2	1	-	-	-	-	168
X/SM-65E	Convair	Atlas	55	12	2	5	1	2	1	1	-	-	-	-	-	-	67
X/SM-65F	Convair	Atlas	4	80	4	-	7	3	11	8	7	8	8	8	9	7	84
X/SM-68B	Martin	Titan	80	74	11	6	8	8	4	5	6	5	7	6	5	3	154
XSM-80	Boeing	Minuteman	2	14	1	1	-	-	1	1	2	1	2	1	3	1	16
GAM-72/A	McDonnell	Quail	260	301	28	28	28	28	28	28	28	33	32	22	16	2	561
GAM-77	N American	Hound Dog	215	32	16	14	2	(Complete)									247
XGAM-77A	N American	Hound Dog	6	3	3	(Complete)											9
GAM-77A	N American	Hound Dog	1	226	-	7	10	17	25	23	24	24	24	24	24	24	227
XRM-81	Lockheed		36	31	2	4	4	1	3	4	2	1	3	2	3	2	67
SRM-81	Lockheed		-	8	-	-	-	-	-	-	-	-	-	4	2	2	8
IM-99B	Boeing	Bomarc	60	222	18	18	18	24	18	18	18	18	18	18	18	18	282
TM-76B	Martin	Mace	35	77	8	9	3	3	2	6	5	8	10	9	9	5	112
GAM-83A	Martin	Bullpup	925	1,724	150	180	-	-	-	-	70	11	304	405	604	-	2,649
TGAM-83	Martin	Bullpup	-	130	-	-	30	10	-	-	-	-	12	44	9	25	130
TARGET DRONE - TOTAL				53	3	3	3	3	3	3	8	6	6	5	5	5	
Q-2C	Ryan		197	53	3	3	3	3	3	3	8	6	6	5	5	5	250
				USAF FOR US NAVY													
TARGET DRONE - TOTAL				211	60	10	10	10	10	14	14	16	16	17	17	17	
Q-2C	Radioplane		40	161	10	10	10	10	10	14	14	16	16	17	17	17	201
KD-2R5	Radioplane		950	50	50	(Complete)											1,000
				USAF FOR US ARMY													
TARGET DRONE - TOTAL				357	50	100	100	107									
OQ-19B	Radioplane		14,974	357	50	100	100	107	(Complete)								15,331

a/ Includes boosters.

Source: Statistics and Reports Division, Directorate of Data Systems and Statistics, Comptroller of the Air Force.

DOWNGRADED AT 3 YEAR INTERVALS; DECLASSIFIED AFTER 12 YEARS. DOD DIR. 5200.10

[redacted]

[redacted]

TABLE 32 — USAF GUIDED AIRCRAFT ROCKET ACCEPTANCES BY MANUFACTURER, BY MONTH - FY 1962

TYPE, MODEL, AND SERIES	MANUFACTURER	ACCEPTED PRIOR TO 1 JUL 1961	ACCEPTANCES FOR FY 1962													TOTAL ACCEPTED TO DATE
			Total	Jul (1961)	Aug	Sep	Oct	Nov	Dec	Jan (1962)	Feb	Mar	Apr	May	Jun	
TOTAL			6,668	796	1,624	374	510	310	598	274	274	454	273	273	908	
	USAF FOR USAF															
TOTAL			4,319	446	310	310	310	310	358	274	274	273	273	273	908	
GAR-3/3A	Hughes	2,372	980	100	100	100	100	100	100	64	64	63	63	63	63	3,352
GAR-4A	Hughes	838	1,392	182	110	110	110	110	110	110	110	110	110	110	110	2,230
GAR-11	Hughes	701	1,264	164	100	100	100	100	100	100	100	100	100	100	100	1,965
GAR-8	Philco	14,307	683	-	-	-	-	-	48	-	-	-	-	-	635	14,990
	USAF FOR MILITARY ASSISTANCE PROGRAM (MAP)															
TOTAL			2,349	350	1,314	64	200	-	240	-	-	181	-	-	-	
GAR-8	Philco	6,872	2,349	350	1,314	64	200	-	240	-	-	181	-	-	-	9,221

Source: Statistics and Reports Division, Directorate of Data Systems and Statistics, Comptroller of the Air Force.

[redacted]

DOWNGRADED AT 3 YEAR INTERVALS;
DECLASSIFIED AFTER 12 YEARS.
DOD DIR. 5200.10

[redacted]

TABLE 33 — USAF AIRCRAFT PROCUREMENT PROGRAMS BY FISCAL YEAR FUNDING - FY 1959 THROUGH FY 1962

(Excludes experimental, used, and remanufactured aircraft)

TYPE, MODEL, AND SERIES	NO FUNDING YEAR	FY 1959	FY 1960	FY 1961	FY 1962
TOTAL a/	23	793	686	731	914
Bomber - Total	-	75	82	70	-
B-52G	-	39	-	-	-
B-52H	-	-	62	40	-
B-58A	-	36	20	30	-
Fighter - Total	18	365	149	273	329
F-100F b/	-	6	-	-	-
F-101B	-	93	-	-	-
F-104F c/	-	30	-	-	-
F-104G b/	-	-	-	23	25
RF-104G b/	-	-	-	10	23
TF-104G b/	-	-	-	6	18
TF-104G c/	-	-	-	54	-
F-105D	-	68	139	180	195
F-105F	-	-	-	-	36
F-4H	-	-	-	-	29
RF/F4C (F-110A)	-	-	-	-	3
F-106A	-	148	-	-	-
F-106B	-	17	-	-	-
F-111A	18	-	-	-	-
S2F-1 b/	-	3	10	-	-
Tanker - Total	-	81	56	65	89
KC-135A	-	81	56	65	84
KC-135B	-	-	-	-	5
Cargo - Total	5	38	34	86	123
C-130B	-	14	18	41	10
C-130B d/	-	-	4	-	-
C-130B e/	-	-	-	-	4
SC-130B f/	-	-	2	3	3
C-130BL g/	-	4	-	-	-
C-130E	-	-	-	16	83
C-133B	-	15	-	-	-
C-135A	-	-	10	5	-
C-135B	-	-	-	15	15
VC-137C	-	-	-	-	1
C-140A	-	5	-	-	-
VC-140B	-	-	-	6	-
C-140B	-	-	-	-	5
Jetstar c/	-	-	-	-	2
C-141A	5	-	-	-	-
Trainer - Total	-	170	215	216	271
T-37A	-	15	-	-	-
T-37B	-	135	130	-	-
T-37B b/	-	-	-	20	72
T-38A	-	13	50	144	144

[redacted]

DOWNGRADED AT 3 YEAR INTERVALS;
DECLASSIFIED AFTER 12 YEARS.
DOD DIR. 5200.10

TABLE 33 — USAF AIRCRAFT PROCUREMENT PROGRAMS BY FISCAL YEAR FUNDING - FY 1959 THROUGH FY 1962 (CONTINUED)

TYPE, MODEL, AND SERIES	NO FUNDING YEAR	FY 1959	FY 1960	FY 1961	FY 1962
Trainer - (Continued)					
T-39A	-	5	31	52	55
T-39B	-	2	4	-	-
Helicopter - Total	-	61	53	15	65
H-43B	-	54	42	-	59
H-43B b/	-	-	-	15	6
Model 44A (H-21) b/	-	7	5	-	-
HSS-1 b/	-	-	6	-	-
Utility - Total	-	-	35	-	-
U-3B	-	-	35	-	-
Liaison - Total	-	3	2	1	-
L-20A b/	-	3	2	-	-
L-21B b/	-	-	-	1	-
Glider - Total	-	-	60	-	-
S-2A-SW b/	-	-	30	-	-
TS-1A-SW b/	-	-	30	-	-
Other - Total	-	-	-	5	37
P2V-7 b/	-	-	-	5	-
U-10A	-	-	-	-	20
HX-2	-	-	-	-	12
Model CH-1C b/	-	-	-	-	5

a/ Quantities on program are based on USAF Aircraft Production Schedules (WA and WAM Series).
b/ USAF for Military Assistance Program (MAP)
c/ USAF for Germany
d/ USAF for Canada
e/ USAF for Pakistan
f/ USAF for Coast Guard
g/ USAF for Navy

Source: Statistics and Reports Division, Directorate of Data Systems and Statistics, Comptroller of the Air Force

DOWNGRADED AT 3 YEAR INTERVALS;
DECLASSIFIED AFTER 12 YEARS.
DOD DIR. 5200.10

[redacted]

TABLE 34 – USAF GUIDED AIRCRAFT ROCKET PROCUREMENT PROGRAMS BY FISCAL YEAR FUNDING – FY 1959 THROUGH FY 1962

MODEL DESIGNATION, POPULAR NAME, AND MANUFACTURER	FISCAL YEAR PROCUREMENT PROGRAMS			
	1959	1960	1961	1962
GUIDED AIRCRAFT ROCKET - TOTAL	17,454	4,542	4,730	14,221
GAR-1D . . . . . Falcon . . . . . Hughes	3,600	-	-	-
GAR-2/A. . . . . Falcon . . . . . Hughes	1,850	-	-	-
GAR-2A, WSEM a/ . Falcon . . . . . Hughes	-	-	-	36
GAR-3/A. . . . . Falcon . . . . . Hughes	792	1,100	980	439
GAR-3, WSEM a/. . Falcon . . . . . Hughes	66	33	-	56
GAR-4A . . . . . Falcon . . . . . Hughes	130	780	1,320	499
GAR-11 . . . . . Falcon . . . . . Hughes	85	680	1,200	-
GAR-11A. . . . . Falcon . . . . . Hughes	-	-	-	449
GAR-8 . . . . . Sidewinder . . . . Hughes	3,650	-	-	12,742
GAR-8 b/. . . . . Sidewinder . . . . Hughes	7,281	1,949	1,230	-

a/ Weapon System Evaluator Missile.
b/ USAF for Military Assistance Program (MAP).

Source: Statistics and Reports Division, Directorate of Data Systems and Statistics, Comptroller of the Air Force.

[redacted]

DOWNGRADED AT 3 YEAR INTERVALS;
DECLASSIFIED AFTER 12 YEARS.
DOD DIR. 5200.10

TABLE 35 — USAF GUIDED MISSILE PROCUREMENT PROGRAMS BY FISCAL YEAR FUNDING - FY 1959 THROUGH FY 1962

MODEL DESIGNATION, POPULAR NAME, AND MANUFACTURER	FISCAL YEAR PROCUREMENT PROGRAMS				
	No Funding Year	1959	1960	1961	1962
USAF GUIDED MISSILE - TOTAL	3,391	1,228	1,678	2,853	15,207
Strategic Missile - Total	3,391	164	445	522	177
SM-62 . . . Snark . . . Norair	-	22	-	-	-
X/SM-62 . . . Atlas . . . Convair	311	-	-	-	-
X/SM-68/B . . . Titan . . . Martin	282	-	-	-	-
XGAM-72A . . . Quail . . . McDonnell	-	3	-	-	-
GAM-72A . . . Quail . . . McDonnell	-	24	236	301	1
XGAM-77 . . . Hound Dog . . . N American	-	38	-	-	-
XGAM-77A . . . Hound Dog . . . N American	-	-	9	-	-
GAM-77 . . . Hound Dog . . . N American	-	77	170	-	-
GAM-77A . . . Hound Dog . . . N American	-	-	30	221	177
XSM-80 . . . Minuteman . . . Boeing	85	-	-	-	-
SM-80 . . . Minuteman . . . Boeing	1,339	-	-	-	-
XGAM-87 . . . Skybolt . . . Douglas	1,182	-	-	-	-
XGAM-87 a/ . . . Skybolt . . . Douglas	192	-	-	-	-
Tactical Missile - Total	-	764	1,048	2,331	15,030
TM-76A . . . Mace . . . Martin	-	4	-	-	-
YTM-76B . . . Mace . . . Martin	-	6	-	-	-
TM-76B . . . Mace . . . Martin	-	39	84	-	-
GAM-83A . . . Bullpup . . . Martin	-	715	540	1,078	10,030
TGAM-83 . . . Bullpup . . . Martin	-	-	424	1,253	5,000
Interceptor Missile - Total	-	300	185	-	-
IM-99A . . . Bomarc . . . Boeing	-	168	-	-	-
XIM-99B . . . Bomarc . . . Boeing	-	16	-	-	-
IM-99B . . . Bomarc . . . Boeing	-	116	185	-	-

a/ USAF for Military Assistance Program (MAP)

Source: Statistics and Reports Division, Directorate of Data Systems and Statistics, Comptroller of the Air Force.

DOWNGRADED AT 3 YEAR INTERVALS;
DECLASSIFIED AFTER 12 YEARS.
DOD DIR. 5200.10

[redacted]

TABLE 36 — USAF TARGET DRONE PROCUREMENT PROGRAMS BY FISCAL YEAR FUNDING - FY 1959 THROUGH FY 1962

MODEL DESIGNATION AND MANUFACTURER	FISCAL YEAR PROCUREMENT PROGRAMS			
	1959	1960	1961	1962
TARGET DRONE - TOTAL	3,132	3,374	135	219
For USAF - Total	1,125	1,169	-	31
XQ-2C . . . . . Ryan	6	-	-	-
Q-2C . . . . . Ryan	75	240	-	31
XQ-4B . . . . . Radioplane	10	-	-	-
OQ-19D . . . . . Radioplane	906	929	-	-
OQ-19D a/ . . . . . Radioplane	128	-	-	-
For Army - Total	2,007	1,605	-	-
OQ-19B . . . . . Radioplane	2,007	1,605	-	-
For Navy - Total	-	600	135	188
Q-2C . . . . . Ryan	-	100	135	188
OQ-19 (KD-2R-5) . . . . . Radioplane	-	500	-	-

a/ USAF for Military Assistance Program (MAP)

Source: Statistics and Reports Division, Directorate of Data Systems and Statistics, Comptroller of the Air Force.

[redacted]

Downgraded at 3-Year Intervals:
Declassified After 12 Years
DOD Dir 5200.10

[redacted]

TABLE 37 — FUNCTIONAL DISTRIBUTION OF USAF AIRCRAFT BY TYPE, WORLD-WIDE, AT END OF QUARTER — FY 1962

(IRAN - Inspection and Repair As Necessary)

TYPE OF AIRCRAFT	TOTAL (AIRCRAFT)	ACTIVE												TOTAL INACTIVE
		Total (Active Aircraft)	Operating Active							Non-operating Active				
			Total (Operating Active)	Tactical and Combat Support	Training	Operational Support	Administrative	Special Activity and Utility Transport	Test and Test Support	Total (Non-Operating Active)	Maintenance, Modification, and IRAN	Other		
	30 SEPTEMBER 1961													
TOTAL	15,411	13,822	12,578	6,947	2,450	1,390	109	1,305	377	1,244	1,131	113		1,589
Bombers	1,934	1,855	1,685	1,524	89	-	-	12	60	170	162	8		79
Tankers	1,269	1,268	1,207	1,155	39	-	-	3	10	61	59	2		1
Fighters	3,665	3,400	2,845	2,159	563	-	-	6	117	555	513	42		265
Reconnaissance	796	655	567	500	38	-	-	15	14	88	80	8		141
Search and Rescue	240	211	183	77	13	1	-	92	-	28	25	3		29
Special Research	4	3	-	-	-	-	-	-	-	3	-	3		1
Cargo	2,631	2,450	2,250	1,113	26	299	109	617	86	200	189	11		181
Trainers	4,233	3,395	3,269	346	1,623	1,089	-	142	69	126	92	34		838
Liaison	144	100	97	1	-	-	-	92	4	3	3	-		44
Helicopters	290	280	270	68	57	-	-	128	17	10	8	2		10
Utility	205	205	205	4	2	1	-	198	-	-	-	-		-
	31 DECEMBER 1961													
TOTAL	15,840	14,532	12,965	7,740	2,383	1,178	104	1,201	359	1,567	1,410	157		1,308
Bombers	1,946	1,876	1,637	1,484	85	-	-	12	56	239	223	16		70
Tankers	1,281	1,280	1,193	1,149	28	-	-	4	12	87	80	7		1
Fighters	4,074	3,889	3,296	2,647	529	-	-	5	115	593	550	43		185
Reconnaissance	845	723	617	548	35	-	-	20	14	106	95	11		122
Search and Rescue	231	192	163	121	7	1	-	34	-	29	22	7		39
Special Research	5	4	-	-	-	-	-	-	-	4	-	4		1
Cargo	2,734	2,529	2,215	1,138	18	259	103	617	80	314	288	26		205
Trainers	4,085	3,447	3,264	498	1,622	917	1	160	66	183	145	38		638
Liaison	145	105	105	1	-	-	-	102	2	-	-	-		40
Helicopters	289	282	271	150	57	-	-	50	14	11	6	5		7
Utility	205	205	204	4	2	1	-	197	-	1	1	-		-

[redacted]

Downgraded at 3-Year Intervals:
Declassified After 12 Years
DOD Dir 5200.10

[redacted]

TABLE 37 — FUNCTIONAL DISTRIBUTION OF USAF AIRCRAFT BY TYPE, WORLD-WIDE, AT END OF QUARTER — FY 1962 (CONTINUED)

TYPE OF AIRCRAFT	TOTAL (AIRCRAFT)	ACTIVE											TOTAL INACTIVE
		Total (Active Aircraft)	Operating Active							Non-operating Active			
			Total (Operating Active)	Tactical and Combat Support	Training	Operational Support	Administrative	Special Activity and Utility Transport	Test and Test Support	Total (Non-Operating Active)	Maintenance, Modification, and IRAN	Other	
	31 MARCH 1962												
TOTAL	15,887	14,617	12,785	7,735	2,296	1,093	105	1,207	349	1,832	1,631	201	1,270
Bombers	1,965	1,894	1,635	1,492	78	-	-	9	56	259	246	13	71
Tankers	1,290	1,288	1,185	1,138	28	-	-	4	15	103	96	7	2
Fighters	4,077	3,906	3,229	2,660	457	-	-	4	108	677	629	48	171
Reconnaissance	845	722	591	533	31	-	-	13	14	131	126	5	123
Search and Rescue	237	198	167	123	6	1	-	37	-	31	23	8	39
Special Research	5	4	-	-	-	-	-	-	-	4	-	4	1
Cargo	2,738	2,544	2,212	1,136	30	239	104	625	78	332	294	38	194
Trainers	4,077	3,456	3,187	499	1,607	853	1	166	61	269	209	60	621
Liaison	152	114	103	1	-	-	-	101	1	11	-	11	38
Helicopters	296	286	272	148	57	-	-	51	16	14	7	7	10
Utility	205	205	204	5	2	-	-	197	-	1	1	-	-
	30 JUNE 1962												
TOTAL	15,897	14,462	12,505	7,594	2,261	986	102	1,205	357	1,957	1,757	200	1,435
Bombers	1,988	1,851	1,581	1,447	70	-	-	10	54	270	256	14	137
Tankers	1,262	1,258	1,138	1,110	8	-	-	4	16	120	114	6	4
Fighters	4,087	3,895	3,176	2,609	445	-	-	11	111	719	656	63	192
Reconnaissance	833	721	610	564	25	-	-	7	14	111	107	4	112
Search and Rescue	233	197	166	126	9	1	-	30	-	31	23	8	36
Special Research	5	3	-	-	-	-	-	-	-	3	-	3	2
Cargo	2,745	2,504	2,142	1,097	37	193	101	634	80	362	332	30	241
Trainers	4,091	3,429	3,110	492	1,601	792	1	161	63	319	257	62	662
Liaison	154	116	108	1	7	-	-	99	1	8	7	1	38
Helicopters	299	288	275	143	57	-	-	57	18	13	4	9	11
Utility	200	200	199	5	2	-	-	192	-	1	1	-	-

Source: Statistics and Reports Division, Directorate of Data Systems and Statistics, Comptroller of the Air Force.

[redacted]

Downgraded at 3-Year Intervals:
Declassified After 12 Years
DOD Dir 5200.10

[redacted]

TABLE 38 — FUNCTIONAL DISTRIBUTION OF USAF AIRCRAFT BY TYPE, MODEL, AND SELECTED SERIES, WORLD-WIDE — 30 JUN 1962

(IRAN - Inspection and Repair As Necessary)

TYPE, MODEL, AND SELECTED SERIES	TOTAL AIRCRAFT	ACTIVE												TOTAL INACTIVE
		Total Active	Operating								Non-operating			
			Total	Tactical and Combat Support	Training	Operational Support	Administrative	Special Activity and Utility Transport	Test and Test Support		Total	Maintenance, Modification, and IRAN	Other	
TOTAL	15,897	14,462	12,505	7,594	2,261	986	102	1,205	357		1,957	1,757	200	1,435
BOMBER - TOTAL	1,988	1,851	1,581	1,447	70	-	-	10	54		270	256	14	137
B-26	30	22	12	-	11	-	-	-	1		10	10	-	8
B-45	1	1	1	-	-	-	-	-	1		-	-	-	-
B-47	988	909	844	779	58	-	-	-	7		65	65	-	79
B-52	698	697	524	502	-	-	-	1	21		173	165	8	1
B-57	130	129	124	96	1	-	-	9	18		5	3	2	1
B-58	76	76	64	59	-	-	-	-	5		12	9	3	-
B-66	65	17	12	11	-	-	-	-	1		5	4	1	48
TANKER - TOTAL	1,262	1,258	1,138	1,110	8	-	-	4	16		120	114	6	4
KB-50	117	117	98	98	-	-	-	-	-		19	19	-	-
KC-97	632	628	599	587	8	-	-	3	1		29	29	-	4
KC-135	513	513	441	425	-	-	-	1	15		72	66	6	-
FIGHTER - TOTAL	4,087	3,895	3,176	2,609	445	-	-	11	111		719	656	63	192
F-80	1	1	-	-	-	-	-	-	-		1	1	-	-
F-84F	372	356	332	296	35	-	-	-	1		24	24	-	16
F-84G	1	-	-	-	-	-	-	-	-		-	-	-	1
F-86D/L	185	60	42	31	11	-	-	-	-		18	6	12	125
F-86F	54	25	20	-	19	-	-	-	1		5	4	1	29
F-86H	88	84	67	62	-	-	-	1	4		17	17	-	4
F-89	47	41	38	11	27	-	-	-	-		3	3	-	6
F-100	1,283	1,282	1,053	814	209	-	-	-	30		229	225	4	1
F-101A/C	76	75	61	58	-	-	-	-	3		14	14	-	1
F-101B/F	388	386	298	280	5	-	-	3	10		88	86	2	2
F/TF/YF-102	727	726	613	531	65	-	-	-	17		113	112	1	1
F-104A/B	89	84	54	36	1	-	-	5	12		30	13	17	5
F-104C/D	78	78	71	54	9	-	-	-	8		7	7	-	-
F-105	378	378	270	192	59	-	-	-	19		108	84	24	-
F/YF-106	317	317	257	244	5	-	-	2	6		60	60	-	-

[redacted]

Downgraded at 3-Year Intervals:
Declassified After 12 Years
DOD Dir 5200.10

68659 O - 63 - 8

[redacted]

TABLE 38 — FUNCTIONAL DISTRIBUTION OF USAF AIRCRAFT BY TYPE, MODEL, AND SELECTED SERIES, WORLD-WIDE — 30 JUN 1962 (CONTINUED)

TYPE, MODEL, AND SELECTED SERIES	TOTAL AIRCRAFT	ACTIVE												TOTAL INACTIVE
		Total Active	Operating								Non-operating			
			Total	Tactical and Combat Support	Training	Operational Support	Administrative	Special Activity and Utility Transport	Test and Test Support		Total	Maintenance, Modification, and IRAN	Other	
FIGHTER (Continued)														
N-156F	3	2	-	-	-	-	-	-	-		2	-	2	1
RECONNAISSANCE - TOTAL	833	721	610	564	25	-	-	7	14		111	107	4	112
RB-26C	5	1	-	-	-	-	-	-	-		1	1	-	4
RB-45	1	1	1	-	-	-	-	-	1		-	-	-	-
RB-47	69	14	11	8	-	-	-	-	3		3	3	-	55
WB-47	1	1	1	1	-	-	-	-	-		-	-	-	-
RB-50	16	16	13	13	-	-	-	-	-		3	3	-	-
WB-50	47	47	41	41	-	-	-	-	-		6	6	-	-
RB-57	34	33	28	21	-	-	-	4	3		5	5	-	1
YRB-58	8	8	7	4	-	-	-	-	3		1	1	-	-
RB-66	125	122	112	94	17	-	-	-	1		10	7	3	3
WB-66	13	13	12	11	-	-	-	-	1		1	-	1	-
RC-45	12	-	-	-	-	-	-	-	-		-	-	-	12
RC-47	2	2	2	-	-	-	-	2	-		-	-	-	-
RC-121	71	71	50	48	-	-	-	-	2		21	21	-	-
RC-130	16	16	13	13	-	-	-	-	-		3	3	-	-
E-47	94	94	78	78	-	-	-	-	-		16	16	-	-
ER-47	3	3	3	3	-	-	-	-	-		-	-	-	-
R-47	69	34	25	24	1	-	-	-	-		9	9	-	35
RF-84F	85	85	83	83	-	-	-	-	-		2	2	-	-
RF-101	158	157	127	120	7	-	-	-	-		30	30	-	1
YRF-101	1	-	-	-	-	-	-	-	-		-	-	-	1
RT-33A	1	1	1	-	-	-	-	1	-		-	-	-	-
WT-33A	2	2	2	2	-	-	-	-	-		-	-	-	-
SEARCH AND RESCUE - TOTAL	233	197	166	126	9	1	-	30	-		31	23	8	36
SA-16	62	43	33	25	-	-	-	8	-		10	10	-	19
SC-47	35	18	12	2	9	1	-	-	-		6	4	2	17
SC-54	35	35	25	25	-	-	-	-	-		10	8	2	-
SC-130	3	3	-	-	-	-	-	-	-		3	-	3	-
SH-19	85	85	83	70	-	-	-	13	-		2	1	1	-
SH-21	13	13	13	4	-	-	-	9	-		-	-	-	-

[redacted]

Downgraded at 3-Year Intervals:
Declassified After 12 Years
DOD Dir 5200.10

[redacted]

TABLE 38 — FUNCTIONAL DISTRIBUTION OF USAF AIRCRAFT BY TYPE, MODEL, AND SELECTED SERIES, WORLD-WIDE — 30 JUN 1962 (CONTINUED)

1

TYPE, MODEL, AND SELECTED SERIES	TOTAL AIR-CRAFT	ACTIVE												TOTAL IN-ACTIVE
		Total Active	Operating								Non-operating			
			Total	Tactical and Combat Support	Training	Operational Support	Administrative	Special Activity and Utility Transport	Test and Test Support		Total	Maintenance, Modification, and IRAN	Other	
SPECIAL RESEARCH - TOTAL	5	3	-	-	-	-	-	-	-		3	-	3	2
X-13	2	2	-	-	-	-	-	-	-		2	-	2	-
X-15	3	1	-	-	-	-	-	-	-		1	-	1	2
CARGO - TOTAL	2,745	2,504	2,142	1,097	37	193	101	634	80		362	332	30	241
C-45	13	1	1	-	-	-	-	1	-		-	-	-	12
C-46	118	13	11	-	11	-	-	-	-		2	2	-	105
C-47	556	474	450	46	16	137	-	247	4		24	17	7	82
VC-47	240	216	208	16	4	43	1	144	-		8	8	-	24
C-54	240	234	197	52	-	-	50	87	8		37	37	-	6
VC-54	27	27	26	4	-	-	21	1	-		1	1	-	-
C-97	55	54	43	32	-	-	1	9	1		11	11	-	1
VC-97	1	1	1	-	-	-	-	1	-		-	-	-	-
C-117	23	20	20	-	-	4	-	16	-		-	-	-	3
VC-117	2	2	2	-	-	-	-	2	-		-	-	-	-
C-118	125	124	98	82	-	-	9	7	-		26	26	-	1
VC-118	5	5	3	1	-	-	1	1	-		2	2	-	-
C-119	66	62	41	6	-	-	-	34	1		21	20	1	4
C-121	71	71	53	49	-	-	3	-	1		18	18	-	-
EC-121	1	1	1	1	-	-	-	-	-		-	-	-	-
VC-121	1	1	1	1	-	-	-	-	-		-	-	-	-
C-123	196	196	157	148	-	-	-	6	3		39	39	-	-
C-124	398	398	338	337	-	-	-	-	1		60	60	-	-
C-130	331	330	270	218	5	-	-	16	31		60	46	14	1
C-131	102	100	87	33	-	1	11	13	29		13	13	-	2
VC-131	4	4	4	1	-	-	1	2	-		-	-	-	-
C-133	47	47	34	34	-	-	-	-	-		13	13	-	-
C-135	40	40	31	30	-	-	-	-	1		9	1	8	-
VC-137	3	3	3	3	-	-	-	-	-		-	-	-	-
VC-140B	4	4	3	3	-	-	-	-	-		1	1	-	-
CT-29	4	4	3	-	-	-	-	3	-		1	1	-	-
VT-29	65	65	56	-	1	8	3	44	-		9	9	-	-
WV-2	7	7	-	-	-	-	-	-	-		7	7	-	-

[redacted]

DOWNGRADED AT 3 YEAR INTERVALS; DECLASSIFIED AFTER 12 YEARS. DOD DIR. 5200.10

[redacted]

TABLE 38 — FUNCTIONAL DISTRIBUTION OF USAF AIRCRAFT BY TYPE, MODEL, AND SELECTED SERIES, WORLD-WIDE — 30 JUN 1962 (CONTINUED)

TYPE, MODEL, AND SELECTED SERIES	TOTAL AIRCRAFT	ACTIVE											TOTAL INACTIVE
		Total Active	Operating							Non-operating			
			Total	Tactical and Combat Support	Training	Operational Support	Administrative	Special Activity and Utility Transport	Test and Test Support	Total	Maintenance, Modification, and IRAN	Other	
TRAINER - TOTAL	4,091	3,429	3,110	492	1,601	792	1	161	63	319	257	62	662
TB-26	24	3	2	-	2	-	-	-	-	1	1	-	21
TB-29	1	-	-	-	-	-	-	-	-	-	-	-	1
TB-47	4	2	2	-	-	-	-	-	2	-	-	-	2
TB-50	2	-	-	-	-	-	-	-	-	-	-	-	2
TB-57	37	37	31	30	1	-	-	-	-	6	6	-	-
TB-58	4	4	3	-	3	-	-	-	-	1	1	-	-
TF-101	9	9	8	-	8	-	-	-	-	1	1	-	-
TC-45	4	-	-	-	-	-	-	-	-	-	-	-	4
TC-46	1	1	1	-	1	-	-	-	-	-	-	-	-
TC-47	3	2	2	2	-	-	-	-	-	-	-	-	1
TC-54	8	8	7	-	7	-	-	-	-	1	1	-	-
TC-121	5	5	4	-	4	-	-	-	-	1	1	-	-
T-28	169	80	64	-	62	-	-	-	2	16	13	3	89
T-29	264	264	233	8	144	29	1	43	8	31	31	-	-
T-33	2,404	2,218	2,002	452	670	760	-	87	33	216	191	25	186
T-34	297	8	2	-	2	-	-	-	-	6	2	4	289
T-37	634	569	560	-	556	-	-	-	4	9	-	9	65
T-38	152	151	138	-	123	-	-	5	10	13	6	7	1
T-39	69	68	51	-	18	3	-	26	4	17	3	14	1
LIAISON - TOTAL	154	116	108	1	7	-	-	99	1	8	7	1	38
L-20	135	97	95	1	-	-	-	93	1	2	1	1	38
L-28	19	19	13	-	7	-	-	6	-	6	6	-	-
HELICOPTER - TOTAL	299	288	275	143	57	-	-	57	18	13	4	9	11
HC-1B	1	1	-	-	-	-	-	-	-	1	-	1	-
H-13	3	3	3	-	-	-	-	2	1	-	-	-	-
H-19	88	88	87	48	29	-	-	10	-	1	-	1	-
H-21	77	75	74	10	20	-	-	36	8	1	1	-	2

[redacted]

DOWNGRADED AT 3 YEAR INTERVALS;
DECLASSIFIED AFTER 12 YEARS.
DOD DIR. 5200.10

[redacted]

TABLE 38 — FUNCTIONAL DISTRIBUTION OF USAF AIRCRAFT BY TYPE, MODEL, AND SELECTED SERIES, WORLD-WIDE — 30 JUN 1962 (CONTINUED)

TYPE, MODEL, AND SELECTED SERIES	TOTAL AIRCRAFT	ACTIVE											TOTAL INACTIVE
		Total Active	Operating							Non-operating			
			Total	Tactical and Combat Support	Training	Operational Support	Administrative	Special Activity and Utility Transport	Test and Test Support	Total	Maintenance, Modification, and IRAN	Other	
HELICOPTER (Continued)													
H-33	1	-	-	-	-	-	-	-	-	-	-	-	1
H-40	2	1	1	-	-	-	-	-	1	-	-	-	1
H-43	120	113	103	85	8	-	-	6	4	10	3	7	7
HU-1	2	2	2	-	-	-	-	-	2	-	-	-	-
HUL-1	2	2	2	-	-	-	-	-	2	-	-	-	-
HSS-2	3	3	3	-	-	-	-	3	-	-	-	-	-
UTILITY - TOTAL	200	200	199	5	2	-	-	192	-	1	1	-	-
U-3A/B	186	186	185	1	2	-	-	182	-	1	1	-	-
U-4A/B	14	14	14	4	-	-	-	10	-	-	-	-	-

Source: Statistics and Reports Division, Directorate of Data Systems and Statistics, Comptroller of the Air Force.

DOWNGRADED AT 3 YEAR INTERVALS;
DECLASSIFIED AFTER 12 YEARS.
DOD DIR. 5200.10

[redacted]

[redacted]

TABLE 39 – FUNCTIONAL DISTRIBUTION OF USAF MISSILES BY TYPE, MODEL, AND SERIES, WORLD-WIDE, AT END OF QUARTER – FY 1962

(IRAN - Inspection and Repair As Necessary)

TYPE, MODEL, AND SERIES	TOTAL MISSILES	ACTIVE									TOTAL INACTIVE
		Total	Operating					Non-Operating			
			Total	Tactical and Combat Support	Training	Test and Test Support	Special Activity	Total	Maintenance, Modification and IRAN	Other	
	30 SEPTEMBER 1961										
TOTAL	1,521	1,434	1,076	927	38	110	1	358	141	217	87
STRATEGIC - TOTAL	793	767	550	494	1	55	-	217	57	160	26
M-65D (Atlas)	63	63	41	28	-	13	-	22	7	15	-
M-65E (Atlas)	48	45	31	12	-	19	-	14	-	14	3
M-65F (Atlas)	13	13	4	-	-	4	-	9	-	9	-
M-68 (Titan)	41	41	4	-	-	4	-	37	-	37	-
M-72 (Quail)	14	13	9	9	-	-	-	4	-	4	1
M-72A (Quail)	307	307	286	285	-	1	-	21	-	21	-
M-75 (Thor)	41	37	12	-	1	11	-	25	1	24	4
M-77 (Hound Dog)	233	230	158	155	-	3	-	72	49	23	3
M-77A (Hound Dog)	18	18	5	5	-	-	-	13	-	13	-
M-78 (Jupiter)	15	-	-	-	-	-	-	-	-	-	15
TACTICAL - TOTAL	370	309	232	188	37	6	1	77	50	27	61
M-61C (Matador)	143	115	114	114	-	-	-	1	-	1	28
M-76 (Mace)	16	16	-	-	-	-	-	16	15	1	-
M-76A (Mace)	154	133	95	72	21	2	-	38	33	5	21
M-76B (Mace)	57	45	23	2	16	4	1	22	2	20	12
AIR DEFENSE - TOTAL	321	321	271	245	-	26	-	50	31	19	-
M-99A (Bomarc)	221	221	191	184	-	7	-	30	29	1	-
M-99B (Bomarc)	100	100	80	61	-	19	-	20	2	18	-
TEST - TOTAL	37	37	23	-	-	23	-	14	3	11	-
XM-65C (Atlas)	1	1	1	-	-	1	-	-	-	-	-
XM-65E (Atlas)	1	1	1	-	-	1	-	-	-	-	-
XM-68 (Titan)	14	14	5	-	-	5	-	9	-	9	-
XM-75 (Thor)	1	1	1	-	-	1	-	-	-	-	-
XM-81 (Agena-Discoverer)	6	6	2	-	-	2	-	4	2	2	-
XM-99 (Bomarc)	2	2	2	-	-	2	-	-	-	-	-
X-7A (Air Defense)	12	12	11	-	-	11	-	1	1	-	-
	31 DECEMBER 1961										
TOTAL	1,732	1,610	1,233	1,074	40	118	1	377	165	212	122
STRATEGIC - TOTAL	965	925	696	625	1	70	-	229	69	160	40
M-65D (Atlas)	64	64	35	19	-	16	-	29	17	12	-
M-65E (Atlas)	46	43	35	26	-	9	-	8	1	7	3
M-65F (Atlas)	33	33	12	-	-	12	-	21	-	21	-
M-68 (Titan)	56	39	16	-	-	16	-	23	-	23	17
M-72 (Quail)	14	13	10	10	-	-	-	3	-	3	1
M-72A (Quail)	389	389	361	360	-	1	-	28	-	28	-
M-75 (Thor)	37	34	15	-	1	14	-	19	1	18	3
M-77 (Hound Dog)	231	228	157	155	-	2	-	71	50	21	3

[redacted]

DOWNGRADED AT 3 YEAR INTERVALS;
DECLASSIFIED AFTER 12 YEARS.
DOD DIR. 5200.10

TABLE 39 — FUNCTIONAL DISTRIBUTION OF USAF MISSILES BY TYPE, MODEL, AND SERIES, WORLD-WIDE, AT END OF QUARTER — FY 1962 (CONTINUED)

TYPE, MODEL, AND SERIES	TOTAL MISSILES	ACTIVE									TOTAL INACTIVE
		Total	Operating					Non-Operating			
			Total	Tactical and Combat Support	Training	Test and Test Support	Special Activity	Total	Maintenance, Modification and IRAN	Other	
	31 DECEMBER 1961 (Continued)										
STRATEGIC (Continued)											
M-77A (Hound Dog) . . .	82	82	55	55	-	-	-	27	-	27	-
M-78 (Jupiter)	13	-	-	-	-	-	-	-	-	-	13
TACTICAL - TOTAL	358	293	224	177	39	7	1	69	49	20	65
M-61C (Matador)	122	97	97	97	-	-	-	-	-	-	25
M-76 (Mace)	16	15	-	-	-	-	-	15	15	-	1
M-76A (Mace)	154	133	95	72	23	-	-	38	33	5	21
M-76B (Mace)	66	48	32	8	16	7	1	16	1	15	18
AIR DEFENSE - TOTAL . . .	370	368	300	271	-	29	-	68	44	24	2
M-99A (Bomarc)	217	217	197	193	-	4	-	20	20	-	-
M-99B (Bomarc)	153	151	103	78	-	25	-	48	24	24	2
TEST - TOTAL	39	24	13	1	-	12	-	11	3	8	15
XM-65E (Atlas)	1	1	1	-	-	1	-	-	-	-	-
XM-68 (Titan)	8	4	3	1	-	2	-	1	-	1	4
XM-68B (Titan)	3	3	-	-	-	-	-	3	-	3	-
XM-75 (Thor)	1	1	1	-	-	1	-	-	-	-	-
XM-80 (Minuteman) . . .	3	3	-	-	-	-	-	3	-	3	-
XM-81 (Agena-Discoverer)	9	9	6	-	-	6	-	3	2	1	-
XM-99 (Bomarc)	2	2	2	-	-	2	-	-	-	-	-
X-7A (Air Defense) . .	12	1	-	-	-	-	-	1	1	-	11
	31 MARCH 1962										
TOTAL	1,932	1,783	1,300	1,102	39	158	1	483	195	288	149
STRATEGIC - TOTAL	1,152	1,128	778	665	1	112	-	350	135	215	24
M-65D (Atlas)	64	64	38	23	-	15	-	26	14	12	-
M-65E (Atlas)	44	43	34	29	-	5	-	9	4	5	1
M-65F (Atlas)	56	56	36	-	-	36	-	20	1	19	-
M-68 (Titan)	68	62	36	1	-	35	-	26	1	25	6
M-72 (Quail)	11	10	10	10	-	-	-	-	-	-	1
M-72A (Quail)	478	478	388	385	-	3	-	90	-	90	-
M-75 (Thor)	39	36	16	-	1	15	-	20	1	19	3
M-77 (Hound Dog) . . .	227	227	107	105	-	2	-	120	114	6	-
M-77A (Hound Dog) . . .	152	152	113	112	-	1	-	39	-	39	-
M-78 (Jupiter)	13	-	-	-	-	-	-	-	-	-	13
TACTICAL - TOTAL	321	240	172	127	38	6	1	68	42	26	81
M-61C (Matador)	85	40	40	40	-	-	-	-	-	-	45
M-76 (Mace)	16	16	3	3	-	-	-	13	11	2	-
M-76A (Mace)	151	130	93	72	21	-	-	37	30	7	21
M-76B (Mace)	69	54	36	12	17	6	1	18	1	17	15

DOWNGRADED AT 3 YEAR INTERVALS;
DECLASSIFIED AFTER 12 YEARS.
DOD DIR. 5200.10

[redacted]

TABLE 39 — FUNCTIONAL DISTRIBUTION OF USAF MISSILES BY TYPE, MODEL, AND SERIES, WORLD-WIDE, AT END OF QUARTER — FY 1962 (CONTINUED)

TYPE, MODEL, AND SERIES	TOTAL MISSILES	ACTIVE									TOTAL INACTIVE
		Total	Operating					Non-Operating			
			Total	Tactical and Combat Support	Training	Test and Test Support	Special Activity	Total	Maintenance, Modification and IRAN	Other	
	31 MARCH 1962 (Continued)										
AIR DEFENSE - TOTAL	419	390	336	309	-	27	-	54	14	40	29
M-99A (Bomarc)	217	217	203	197	-	6	-	14	14	-	-
M-99B (Bomarc)	202	173	133	112	-	21	-	40	-	40	29
TEST - TOTAL	40	25	14	1	-	13	-	11	4	7	15
XM-65E (Atlas)	1	1	1	-	-	1	-	-	-	-	-
XM-68 (Titan)	7	3	2	1	-	1	-	1	1	-	4
XM-65B (Titan)	6	6	2	-	-	2	-	4	-	4	-
XM-75 (Thor)	1	1	1	-	-	1	-	-	-	-	-
XM-80 (Minuteman)	2	2	2	-	-	2	-	-	-	-	-
XM-81 (Agena-Discoverer)	10	10	5	-	-	5	-	5	2	3	-
XM-99 (Bomarc)	1	1	1	-	-	1	-	-	-	-	-
X-7A (Air Defense)	12	1	-	-	-	-	-	1	1	-	11
	30 JUNE 1962										
TOTAL	2,092	1,866	1,467	1,244	38	184	1	399	150	249	226
STRATEGIC - TOTAL	1,267	1,196	933	791	1	141	-	263	100	163	71
M-65D (Atlas)	54	54	41	32	-	9	-	13	5	8	-
M-65E (Atlas)	44	43	35	29	-	6	-	8	6	2	1
M-65F (Atlas)	78	78	61	1	-	60	-	17	4	13	-
M-68 (Titan)	74	73	59	23	-	36	-	14	5	9	1
M-72 (Quail)	10	10	10	10	-	-	-	-	-	-	-
M-72A (Quail)	509	454	386	384	-	2	-	68	-	68	55
M-75 (Thor)	37	35	21	-	1	20	-	14	2	12	2
M-77 (Hound Dog)	225	225	141	139	-	2	-	84	78	6	-
M-77A (Hound Dog)	221	221	176	173	-	3	-	45	-	45	-
M-78 (Jupiter)	12	-	-	-	-	-	-	-	-	-	12
M-81 (Agena-Discoverer)	3	3	3	-	-	3	-	-	-	-	-
TACTICAL - TOTAL	310	230	169	127	37	4	1	61	34	27	80
M-61C (Matador)	74	29	29	29	-	-	-	-	-	-	45
M-76 (Mace)	16	16	5	5	-	-	-	11	10	1	-
M-76A (Mace)	151	130	95	74	21	-	-	35	23	12	21
M-76B (Mace)	69	55	40	19	16	4	1	15	1	14	14
AIR DEFENSE - TOTAL	473	413	350	325	-	25	-	63	14	49	60
M-99A (Bomarc)	217	217	203	197	-	6	-	14	14	-	-
M-99B (Bomarc)	256	196	147	128	-	19	-	49	-	49	60
TEST - TOTAL	42	27	15	1	-	14	-	12	2	10	15
XM-65E (Atlas)	1	1	1	-	-	1	-	-	-	-	-
XM-68 (Titan)	5	3	2	1	-	1	-	1	1	-	2
XM-68B (Titan)	9	9	2	-	-	2	-	7	-	7	-
XM-75 (Thor)	1	1	1	-	-	1	-	-	-	-	-
XM-80 (Minuteman)	1	1	1	-	-	1	-	-	-	-	-
XM-81 (Agena-Discoverer)	13	11	8	-	-	8	-	3	-	3	2
X-7A (Air Defense)	12	1	-	-	-	-	-	1	1	-	11

Source: Statistics and Reports Division, Directorate of Data Systems and Statistics, Comptroller of the Air Force.

DOWNGRADED AT 3 YEAR INTERVALS; DECLASSIFIED AFTER 12 YEARS. DOD DIR. 5200.10

[redacted]

[redacted]

TABLE 40 — FUNCTIONAL DISTRIBUTION OF USAF AIRCRAFT AT END OF QUARTER, AND HOURS FLOWN DURING QUARTER, BY COMMAND, WORLD-WIDE — FY 1962

(IRAN - Inspection and Repair As Necessary)

COMMAND	TOTAL FLYING HOURS	TOTAL AIR-CRAFT	ACTIVE											TOTAL IN-ACTIVE
			Total	Operating							Non-Operating			
				Total	Tactical and Combat Support	Training	Operational Support	Administrative	Special Activity and Utility Transport	Test and Test Support	Total	Maintenance, Modification, and IRAN	Other	
	30 SEPTEMBER 1961													
TOTAL	1,593,671	15,411	13,822	12,578	6,947	2,450	1,390	109	1,305	377	1,244	1,131	113	1,589
Air Defense Command	166,131	1,712	1,654	1,472	1,078	60	147	10	177	-	182	179	3	58
Air Force Communications Service a/	9,093	59	59	56	56	-	-	-	-	-	3	3	-	-
Air Force Logistics Command	65,745	1,762	560	397	52	14	171	8	137	15	163	151	12	1,202
Air Force Systems Command	50,741	917	822	528	1	-	75	5	89	358	294	258	36	95
Air Training Command	251,403	2,050	2,007	1,952	8	1,678	188	4	71	3	55	53	2	43
Air University	17,667	166	157	153	-	-	147	2	4	-	4	1	3	9
Alaskan Air Command	13,899	131	126	124	88	4	-	3	29	-	2	2	-	5
Caribbean Air Command	4,206	37	36	35	-	-	-	2	33	-	1	1	-	1
Continental Air Command	4,900	39	30	29	-	-	15	-	14	-	1	1	-	9
Headquarters Command, USAF	34,344	296	288	284	-	-	137	23	123	1	4	4	-	8
Military Air Transport Service	223,571	927	907	861	763	-	52	9	37	-	46	46	-	20
Pacific Air Forces	72,911	781	768	707	503	-	91	12	101	-	61	59	2	13
Strategic Air Command	399,871	3,421	3,340	3,233	2,638	159	158	18	260	-	107	106	1	81
Tactical Air Command	152,733	1,747	1,716	1,556	903	511	61	4	77	-	160	131	29	31
USAF Academy	-	3	1	1	-	1	-	-	-	-	-	-	-	2
U S Air Forces in Europe	124,776	1,352	1,342	1,181	857	23	148	8	145	-	161	136	25	10
USAF Security Service	1,680	11	9	9	-	-	-	1	8	-	-	-	-	2
	31 DECEMBER 1961													
TOTAL	1,519,472	15,839	14,531	12,965	7,740	2,383	1,178	104	1,201	359	1,566	1,409	157	1,308
Air Defense Command	148,278	1,642	1,589	1,413	1,190	33	24	10	156	-	176	172	4	53
Air Force Communications Service a/	8,440	58	58	53	53	-	-	-	-	-	5	5	-	-
Air Force Logistics Command	61,554	1,498	565	399	54	15	165	11	138	16	166	158	8	933
Air Force Systems Command	50,190	1,029	939	509	1	3	73	5	88	339	430	365	65	90
Air Training Command	197,542	2,009	1,964	1,897	8	1,661	168	4	56	-	67	65	2	45

[redacted]

DOWNGRADED AT 3 YEAR INTERVALS;
DECLASSIFIED AFTER 12 YEARS.
DOD DIR. 5200.10

[redacted]

TABLE 40 — FUNCTIONAL DISTRIBUTION OF USAF AIRCRAFT AT END OF QUARTER, AND HOURS FLOWN DURING QUARTER, BY COMMAND, WORLD-WIDE — FY 1962 (CONTINUED)

COMMAND	TOTAL FLYING HOURS	TOTAL AIR-CRAFT	ACTIVE											TOTAL IN-ACTIVE
			Total	Operating							Non-Operating			
				Total	Tactical and Combat Support	Training	Operational Support	Administrative	Special Activity and Utility Transport	Test and Test Support	Total	Maintenance, Modification, and IRAN	Other	
	31 DECEMBER 1961 (Continued)													
Air University	19,388	162	153	149	-	-	134	1	14	-	4	1	3	9
Alaskan Air Command	11,869	127	122	120	87	2	-	2	29	-	2	2	-	5
Caribbean Air Command	4,025	35	34	33	-	-	-	2	31	-	1	1	-	1
Continental Air Command	3,863	38	29	28	-	-	14	-	14	-	1	1	-	9
Headquarters Command, USAF	32,000	269	262	257	-	-	139	21	96	1	5	5	-	7
Military Air Transport Service	232,692	1,040	1,023	967	859	-	50	8	50	-	56	56	-	17
Pacific Air Forces	73,975	754	740	675	496	-	81	11	87	-	65	60	5	14
Strategic Air Command	394,687	3,384	3,302	3,162	2,624	137	150	16	235	-	140	140	-	82
Tactical Air Command	163,938	2,139	2,109	1,870	1,240	505	57	4	61	3	239	194	45	30
USAF Academy	-	3	1	1	-	1	-	-	-	-	-	-	-	2
U S Air Forces in Europe	115,316	1,642	1,632	1,423	1,128	26	123	8	138	-	209	184	25	10
USAF Security Service	1,715	10	9	9	-	-	-	1	8	-	-	-	-	1
	31 MARCH 1962													
TOTAL	1,545,624	15,887	14,617	12,785	7,735	2,296	1,093	105	1,207	349	1,832	1,631	201	1,270
Air Defense Command	140,582	1,639	1,585	1,337	1,118	32	15	11	161	-	248	242	6	54
Air Force Communications Service a/	7,488	57	57	55	55	-	-	-	-	-	2	2	-	-
Air Force Logistics Command	58,146	1,517	632	386	68	22	130	12	139	15	246	219	27	885
Air Force Systems Command	45,106	914	833	500	3	3	72	4	85	333	333	232	101	81
Air Training Command	233,171	2,017	1,952	1,883	41	1,635	149	3	55	-	69	65	4	65
Air University	18,689	160	151	146	-	-	131	1	14	-	5	2	3	9
Alaskan Air Command	12,065	125	120	113	81	-	-	3	29	-	7	7	-	5
Caribbean Air Command	2,826	35	34	33	-	-	-	2	31	-	1	1	-	1
Continental Air Command	3,036	74	65	63	28	-	15	-	20	-	2	2	-	9
Headquarters Command, USAF	30,075	266	259	245	-	1	132	19	92	1	14	14	-	7
Military Air Transport Service	245,565	1,077	1,060	946	851	-	49	8	38	-	114	112	2	17
Pacific Air Forces	69,103	754	743	673	491	-	83	13	86	-	70	63	7	11
Strategic Air Command	402,503	3,417	3,334	3,164	2,629	130	148	16	241	-	170	170	-	83
Tactical Air Command	156,622	2,177	2,147	1,834	1,253	456	56	4	65	-	313	287	26	30

[redacted]

DOWNGRADED AT 3 YEAR INTERVALS;
DECLASSIFIED AFTER 12 YEARS.
DOD DIR. 5200.10

[redacted]

TABLE 40 — FUNCTIONAL DISTRIBUTION OF USAF AIRCRAFT AT END OF QUARTER, AND HOURS FLOWN DURING QUARTER, BY COMMAND, WORLD-WIDE — FY 1962 (CONTINUED)

COMMAND	TOTAL FLYING HOURS	TOTAL AIR-CRAFT	ACTIVE											TOTAL IN-ACTIVE
			Total Active	Operating							Non-Operating			
				Total	Tactical and Combat Support	Training	Operational Support	Administrative	Special Activity and Utility Transport	Test and Test Support	Total	Maintenance, Modification, and IRAN	Other	
	31 MARCH 1962 (Continued)													
USAF Academy	-	3	1	1	-	1	-	-	-	-	-	-	-	2
U S Air Forces in Europe	119,164	1,645	1,635	1,397	1,117	16	113	8	143	-	238	213	25	10
USAF Security Service	1,483	10	9	9	-	-	-	1	8	-	-	-	-	1
	30 JUNE 1962													
TOTAL	1,617,672	15,897	14,462	12,505	7,594	2,261	986	102	1,205	357	1,957	1,757	200	1,435
Air Defense Command	165,043	1,665	1,610	1,334	1,121	34	13	9	157	-	276	274	2	55
Air Force Communications Service a/	8,440	59	59	53	51	-	2	-	-	-	6	6	-	-
Air Force Logistics Command	53,629	1,795	761	394	102	19	116	12	130	15	367	346	21	1,034
Air Force Systems Command	49,765	843	767	505	2	3	66	5	88	341	262	161	101	76
Air Training Command	251,871	2,002	1,913	1,845	29	1,621	140	4	51	-	68	64	4	89
Air University	17,910	142	133	133	-	-	117	2	14	-	-	-	-	9
Alaskan Air Command	13,740	116	111	111	79	-	-	3	29	-	-	-	-	5
Caribbean Air Command	1,767	37	36	34	1	-	-	2	31	-	2	2	-	1
Continental Air Command	4,130	51	50	46	4	-	1	-	41	-	4	4	-	1
Headquarters Command, USAF	32,525	251	244	226	2	1	107	16	99	1	18	18	-	7
Military Air Transport Service	238,365	1,081	1,064	930	851	-	38	9	32	-	134	132	2	17
Pacific Air Forces	65,814	752	741	673	501	-	80	12	80	-	68	60	8	11
Strategic Air Command	408,160	3,370	3,285	3,089	2,602	88	146	14	239	-	196	196	-	85
Tactical Air Command	168,792	2,136	2,104	1,809	1,212	475	55	5	62	-	295	275	20	32
USAF Academy	-	3	1	1	-	1	-	-	-	-	-	-	-	2
U S Air Forces in Europe	135,598	1,583	1,573	1,313	1,037	19	105	8	144	-	260	218	42	10
USAF Security Service	2,123	11	10	9	-	-	-	1	8	-	1	1	-	1

a/ Air Force Communications Service designated as a major air command, 1 July 1961; originally a part of Military Air Transport Service.

Source: Statistics and Reports Division, Directorate of Data Systems and Statistics, Comptroller of the Air Force.

DOWNGRADED AT 3 YEAR INTERVALS; DECLASSIFIED AFTER 12 YEARS. DOD DIR. 5200.10

[redacted]

[redacted]

TABLE 41 — AGE (IN MONTHS) DISTRIBUTION OF USAF AIRCRAFT BY TYPE, MODEL, AND SELECTED SERIES, WORLD-WIDE — 30 JUN 1962

AIRCRAFT BY TYPE AND MODEL	AVERAGE AGE IN MONTHS	TOTAL AIRCRAFT	AGE IN MONTHS									
			0 thru 12	13 thru 24	25 thru 36	37 thru 48	49 thru 60	61 thru 72	73 thru 84	85 thru 96	97 thru 108	109 and Older
TOTAL	83.7	15,897	716	656	987	1,300	1,772	1,745	1,644	1,916	1,737	3,424
BOMBER - TOTAL	72.0	1,988	100	83	113	132	192	267	326	425	220	130
B-26		30	-	-	-	-	-	-	-	-	-	30
B-45		1	-	-	-	-	-	-	-	-	-	1
B-47		988	-	-	-	-	-	96	227	347	219	99
B-52		698	67	56	104	127	182	115	33	14	-	-
B-57		130	-	-	-	-	-	25	41	63	1	-
B-58		76	33	27	9	5	2	-	-	-	-	-
B-66		65	-	-	-	-	8	31	25	1	-	-
TANKER - TOTAL	75.1	1,262	56	77	106	174	88	28	119	163	238	213
KB-50		117	-	-	-	-	-	-	-	-	-	117
KC-97		632	-	-	-	-	-	16	119	163	238	96
KC-135		513	56	77	106	174	88	12	-	-	-	-
FIGHTER - TOTAL	57.4	4,087	166	257	461	427	905	818	365	383	265	40
F-80		1	-	-	-	-	-	-	-	-	-	1
F-84F		372	-	-	-	-	-	-	39	221	112	-
F-84G		1	-	-	-	-	-	-	-	-	-	1
F-86D		88	-	-	-	-	-	-	-	-	88	-
F-86F		54	-	-	-	-	-	-	-	-	38	16
F-86H		88	-	-	-	-	-	-	6	78	3	1
F-86L		97	-	-	-	-	-	-	9	44	23	21
F-89		47	-	-	-	-	-	-	17	29	1	-
F-100		1,283	-	-	8	100	393	519	254	9	-	-
F-101A/C		76	-	-	-	-	67	5	3	1	-	-
F-101B/F		388	-	41	225	118	3	1	-	-	-	-
F-102A		638	-	-	-	26	314	264	33	1	-	-
TF-102A		88	-	-	-	5	61	19	3	-	-	-
YF-102C		1	-	-	-	-	-	-	1	-	-	-
F-104A/B		89	-	-	-	30	50	9	-	-	-	-
F-104C/D		78	-	-	5	73	-	-	-	-	-	-
F-105		378	166	142	45	23	1	1	-	-	-	-
F-106		317	-	74	175	52	16	-	-	-	-	-
N-156F		3	-	-	3	-	-	-	-	-	-	-
RECONNAISSANCE-TOTAL	80.2	833	-	-	3	85	96	189	166	132	80	82
RB-26		5	-	-	-	-	-	-	-	-	-	5
RB-45		1	-	-	-	-	-	-	-	-	-	1
RB-47		69	-	-	-	-	-	-	13	44	12	-
WB-47		1	-	-	-	-	-	-	-	-	-	1
RB-50		16	-	-	-	-	-	-	-	-	-	16
WB-50		47	-	-	-	-	-	-	-	-	-	47
RB-57		34	-	-	-	-	-	9	10	2	13	-
RB-58		8	-	-	-	5	3	-	-	-	-	-
RB-66		125	-	-	-	-	6	84	33	1	1	-
WB-66		13	-	-	-	-	9	4	-	-	-	-
RC-45		12	-	-	-	-	-	-	-	-	4	8
RC-47		2	-	-	-	-	-	-	-	-	-	2
RC-121		71	-	-	-	-	-	10	32	29	-	-
RC-130		16	-	-	3	12	-	-	1	-	-	-
E-47		94	-	-	-	-	-	14	33	2	45	-
RF-84		85	-	-	-	-	-	52	18	15	-	-

[redacted]

Downgraded at 3-Year Intervals:
Declassified After 12 Years
DOD Dir 5200.10

TABLE 41 — AGE (IN MONTHS) DISTRIBUTION OF USAF AIRCRAFT BY TYPE, MODEL, AND SELECTED SERIES, WORLD-WIDE — 30 JUN 1962 (CONTINUED)

AIRCRAFT BY TYPE AND MODEL	AVERAGE AGE IN MONTHS	TOTAL AIRCRAFT	AGE IN MONTHS									
			0 thru 12	13 thru 24	25 thru 36	37 thru 48	49 thru 60	61 thru 72	73 thru 84	85 thru 96	97 thru 108	109 and Older
RECONNAISSANCE (Continued)												
RF-101A		25	-	-	-	-	12	11	-	2	-	-
RF-101C		134	-	-	-	68	66	-	-	-	-	-
R-47		69	-	-	-	-	-	2	26	36	5	-
ER-47		3	-	-	-	-	-	3	-	-	-	-
RT-33		1	-	-	-	-	-	-	-	1	-	-
WT-33		2	-	-	-	-	-	-	-	-	-	2
SEARCH AND RESCUE - TOTAL	136.2	233	3	-	-	-	-	2	13	19	56	140
SA-16A		20	-	-	-	-	-	-	-	-	2	18
SA-16B		42	-	-	-	-	-	-	-	-	2	40
SC-47		35	-	-	-	-	-	-	-	-	-	35
SC-54		35	-	-	-	-	-	-	-	-	-	35
SC-130		3	3	-	-	-	-	-	-	-	-	-
SH-19		85	-	-	-	-	-	2	-	19	52	12
SH-21		13	-	-	-	-	-	-	13	-	-	-
SPECIAL RESEARCH - TOTAL	25.5	5	1	1	1	2	-	-	-	-	-	-
X-13		2	-	-	-	2	-	-	-	-	-	-
X-15		3	1	1	1	-	-	-	-	-	-	-
CARGO - TOTAL	140.2	2,745	106	32	52	54	116	184	166	243	127	1,665
C-45		13	-	-	-	-	-	-	-	2	7	4
C-46		118	-	-	-	-	-	-	-	-	-	118
C-47		796	-	-	-	-	-	-	-	-	-	796
C-54		267	-	-	-	-	-	-	-	-	-	267
C-97		56	-	-	-	-	-	-	-	-	2	54
C-117		25	-	-	-	-	-	-	-	-	-	25
C-118		130	-	-	-	2	-	-	27	49	-	52
C-119		66	-	-	-	-	-	-	-	6	3	57
C-121		73	-	-	-	2	-	-	30	31	1	9
C-123		196	-	-	-	3	36	86	64	7	-	-
C-124		398	-	-	-	-	-	-	-	66	96	236
C-130		331	55	24	42	33	69	83	24	1	-	-
C-131		106	-	-	-	-	1	9	18	65	9	4
C-133		47	-	8	10	11	10	6	2	-	-	-
C-135		40	40	-	-	-	-	-	-	-	-	-
VC-137		3	-	-	-	3	-	-	-	-	-	-
VC-140		4	4	-	-	-	-	-	-	-	-	-
CT-29		4	-	-	-	-	-	-	-	-	-	4
VT-29		65	-	-	-	-	-	-	1	16	9	39
WV-2		7	7	-	-	-	-	-	-	-	-	-
TRAINER - TOTAL	80.9	4,091	241	122	212	348	290	238	429	508	707	996
TB-26		24	-	-	-	-	-	-	-	-	-	24
TB-29		1	-	-	-	-	-	-	-	-	-	1
TB-47		4	-	-	-	-	-	-	-	-	-	4
TB-50		2	-	-	-	-	-	-	-	-	-	2
TB-57		37	-	-	-	-	-	29	5	3	-	-
TB-58		4	-	-	-	3	1	-	-	-	-	-

DOWNGRADED AT 3 YEAR INTERVALS;
DECLASSIFIED AFTER 12 YEARS.
DOD DIR. 5200.10

[redacted]

TABLE 41 — AGE (IN MONTHS) DISTRIBUTION OF USAF AIRCRAFT BY TYPE, MODEL, AND SELECTED SERIES, WORLD-WIDE — 30 JUN 1962 (CONTINUED)

AIRCRAFT BY TYPE AND MODEL	AVERAGE AGE IN MONTHS	TOTAL AIRCRAFT	AGE IN MONTHS									
			0 thru 12	13 thru 24	25 thru 36	37 thru 48	49 thru 60	61 thru 72	73 thru 84	85 thru 96	97 thru 108	109 and Older
TRAINER (Continued)												
TC-45		4	-	-	-	-	-	-	-	-	-	4
TC-46		1	-	-	-	-	-	-	-	-	-	1
TC-47		3	-	-	-	-	-	-	-	-	-	3
TC-54		8	-	-	-	-	-	-	-	-	-	8
TC-121		5	-	-	-	-	-	-	-	1	4	-
TF-101		9	-	-	-	1	8	-	-	-	-	-
T-28		169	16	-	-	-	-	-	-	-	18	135
T-29		264	-	-	-	-	-	-	8	97	85	74
T-33		2,404	-	-	28	177	173	149	291	282	564	740
T-34		297	-	-	-	-	-	17	119	125	36	-
T-37		634	51	84	177	165	108	43	6	-	-	-
T-38		152	119	24	7	2	-	-	-	-	-	-
T-39		69	55	14	-	-	-	-	-	-	-	-
LIAISON - TOTAL	101.2	154	19	-	-	-	-	-	-	3	17	115
L-20		135	-	-	-	-	-	-	-	3	17	115
L-28		19	19	-	-	-	-	-	-	-	-	-
HELICOPTER - TOTAL	61.1	299	24	50	39	16	10	4	46	40	27	43
YHC-1		1	1	-	-	-	-	-	-	-	-	-
H-13		3	-	-	-	-	-	3	-	-	-	-
H-19		88	-	-	-	-	-	-	-	18	27	43
H-21		77	-	-	-	-	8	1	46	22	-	-
H-33		1	-	-	1	-	-	-	-	-	-	-
H-40		2	-	-	-	-	2	-	-	-	-	-
H-43		120	17	49	38	16	-	-	-	-	-	-
HUL-1		2	2	-	-	-	-	-	-	-	-	-
HSS-2		3	3	-	-	-	-	-	-	-	-	-
HU-1		2	1	1	-	-	-	-	-	-	-	-
UTILITY - TOTAL	47.8	200	-	34	-	62	75	15	14	-	-	-
U-3A/B		186	-	34	-	62	75	15	-	-	-	-
U-4A/B		14	-	-	-	-	-	-	14	-	-	-

Source: Statistics and Reports Division, Directorate of Data Systems and Statistics, Comptroller of the Air Force.

[redacted]

DOWNGRADED AT 3 YEAR INTERVALS;
DECLASSIFIED AFTER 12 YEARS.
DOD DIR. 5200.10

TABLE 42 — AGE (IN MONTHS) DISTRIBUTION OF USAF MISSILES, WORLD-WIDE — 30 JUN 1962

TYPE AND MODEL	AVERAGE AGE IN MONTHS	TOTAL MISSILES	AGE IN MONTHS									
			0 thru 12	13 thru 24	25 thru 36	37 thru 48	49 thru 60	61 thru 72	73 thru 84	85 thru 96	97 thru 108	109 and Older
TOTAL	16.8	2,100	985	666	232	129	18	54	6	9	1	-
M-61C		74	-	-	-	-	12	48	5	9	-	-
M-65D		54	12	20	21	1	-	-	-	-	-	-
M-65E		45	10	32	3	-	-	-	-	-	-	-
M-65F		78	75	3	-	-	-	-	-	-	-	-
M-68		79	55	21	1	2	-	-	-	-	-	-
M-68B		9	9	-	-	-	-	-	-	-	-	-
M-72		10	-	9	1	-	-	-	-	-	-	-
M-72A		509	289	220	-	-	-	-	-	-	-	-
M-75		40	20	6	2	11	1	-	-	-	-	-
M-76		16	-	16	-	-	-	-	-	-	-	-
M-76A		151	-	-	60	87	2	2	-	-	-	-
M-76B		69	34	27	1	4	2	-	-	-	1	-
M-77		225	28	178	19	-	-	-	-	-	-	-
M-77A		221	220	1	-	-	-	-	-	-	-	-
M-78		18	-	-	4	14	-	-	-	-	-	-
M-80		1	1	-	-	-	-	-	-	-	-	-
M-81		16	13	2	-	1	-	-	-	-	-	-
M-99A		217	-	94	120	3	-	-	-	-	-	-
M-99B		256	219	37	-	-	-	-	-	-	-	-
X-7A		12	-	-	-	6	1	4	1	-	-	-

Source: Statistics and Reports Division, Directorate of Data Systems and Statistics, Comptroller of the Air Force.

TABLE 43 — AGE (IN MONTHS) DISTRIBUTION OF USAF DRONES, WORLD-WIDE — 30 JUN 1962

TYPE AND MODEL	AVERAGE AGE IN MONTHS	TOTAL DRONES	AGE IN MONTHS									
			0 thru 12	13 thru 24	25 thru 36	37 thru 48	49 thru 60	61 thru 72	73 thru 84	85 thru 96	97 thru 108	109 and Older
TOTAL	38.9	211	55	91	17	-	5	12	3	3	-	25
QB-47E		5	-	-	-	-	-	-	2	3	-	-
QF-80F		25	-	-	-	-	-	-	-	-	-	25
QF-104A		13	-	-	-	-	2	10	1	-	-	-
Q-2C		162	55	91	16	-	-	-	-	-	-	-
Q-4		5	-	-	-	-	3	2	-	-	-	-
Q-4B		1	-	-	1	-	-	-	-	-	-	-

Source: Statistics and Reports Division, Directorate of Data Systems and Statistics, Comptroller of the Air Force.

DOWNGRADED AT 3 YEAR INTERVALS;
DECLASSIFIED AFTER 12 YEARS.
DOD DIR. 5200.10

[redacted]

TABLE 44 — USAF AIRCRAFT ACCUMULATIVE NET GAINS AND LOSSES BY TYPE, MODEL, AND SELECTED SERIES AIRCRAFT, WORLD-WIDE — 30 JUN 1962

TYPE, MODEL, AND SERIES	PROCUREMENT PROGRAM		TOTAL NET LOSSES TO DATE c/	INVENTORY 30 JUNE 1962 d/
	Total Accepted To Date a/	Date of First and Last Acceptance b/		
TOTAL				18,183
B-26B/C	2,246	Sep 1943 through Mar 1946	2,027	30
RB-26C	Converted B-26C		25	5
TB-26B	Converted B-26B		91	22
TB-26C	Converted B-26C		39	3
VB-26B	Converted B-26C		2	2
B-29	2,537	Sep 1943 through Oct 1945	2,243	-
WB-29	Converted B-29		61	-
KB-29P	Converted B-29		2	-
RB-29	Converted B-29		17	-
TB-29	Converted B-29		213	1
B-29A	1,119	Jan 1944 through Jun 1946	1,119	-
TB-29A	Converted B-29A		-	-
B-45C	10	May 1949 through Apr 1950	10	1
	Converted 1 RB-45C		-	-
B-47B	397	Apr 1951 through Jul 1953	335	28
YRB-47B	Converted B-47B		1	-
TB-47B	Converted B-47B		28	4
WB-47B	Converted B-47B		-	1
B-47E	1,341	Feb 1953 through Feb 1957	287	960
YDB-47E	Converted B-47E		-	-
E-47E	Converted B-47E		-	94
TB-50A	Converted B-50A		3	-
B-50D	222	Jan 1944 through Dec 1950	19	-
KB-50J	Converted B-50D and TB-50H		6	96
KB-50K	Converted B-50D and TB-50H		3	21
TB-50D	Converted B-50D		5	2
WB-50D	Converted B-50D		23	47
RB-50E	Converted B-50B		12	-
RB-50F	Converted B-50B		-	16
RB-50G	Converted B-50B		12	-
B-52A	3	Jun 1954 through Sep 1954	2	1
B-52B	8 Converted 44 as RB-52B	Aug 1954 through Aug 1956	9	43
B-52C	35	Feb 1956 through Dec 1956	2	33
B-52D	170	Jun 1956 through Nov 1958	12	158
B-52E	100	Oct 1956 through Jun 1958	1	99
B-52F	89	Jun 1958 through Feb 1959	2	87

[redacted]

Downgraded at 12-Year Intervals:
Not Automatically Declassified
DOD Dir 5200.10

TABLE 44 — USAF AIRCRAFT ACCUMULATIVE NET GAINS AND LOSSES BY TYPE, MODEL, AND SELECTED SERIES AIRCRAFT, WORLD—WIDE — 30 JUN 1962 (CONTINUED)

TYPE, MODEL, AND SERIES	PROCUREMENT PROGRAM		TOTAL NET LOSSES TO DATE c/	INVENTORY 30 JUNE 1962 d/
	Total Accepted To Date a/	Date of First and Last Acceptance b/		
B-52G	193	Oct 1958 through Feb 1961	4	189
B-52H	88	Mar 1961 - In Production	-	88
B-57A	8	Aug 1953 through Dec 1953	7	1
B-57B	202	Jul 1954 through May 1956	81	97
RB-57B	Converted B-57B		1	17
RB-57C	Converted RB-57B		-	6
B-57C	38	Jan 1955 through May 1956	22	9
TB-57C	Converted B-57C		-	7
B-57E	68	May 1956 through Mar 1957	7	27
RB-57E	Converted B-57E		-	4
TB-57E	Converted B-57E		-	30
B/RB-58A	101	May 1957 - In Production	13	84
TB-58A	Converted B-58		-	4
B-66B	72	Nov 1954 through Oct 1957	8	64
B-66D	Converted WB-66D		-	1
S2F-1	Navy Production		-	3
KC-97E	60	Jun 1951 through Feb 1952	60	-
KC-97F	158	Mar 1952 through May 1953	25	133
KC-97G	592	May 1953 through Nov 1956	27	563
C-97J	Converted KC-97G		-	2
KC-135A	526	Jan 1957 - In Production	13	513
F-8U	Navy Production		2	-
F-80A/B/C	1,563	Feb 1945 through Oct 1951	-	1
F-84F	1,496	Nov 1952 through Feb 1957	1,134	383
F-84G	1,260	Jul 1951 through Apr 1953	1,388	2
F-86A	554	Apr 1948 through Feb 1951	554	-
F-86D	2,504	Mar 1951 through Sep 1955	1,494	91
F-86L	Converted F-86D		695	224
F-86F	1,963	Mar 1952 through Jun 1954	2,076	59
F-86H	473	Sep 1953 through Oct 1955	309	164
F-89D	682	Jun 1952 through Mar 1956	335	12
F-89J	Converted F-89D		52	283
F-89H	156	Sep 1955 through Oct 1956	155	1
F-100A	203	Oct 1953 through Jul 1955	134	69

686559 O - 63 -9

DOWNGRADED AT 3 YEAR INTERVALS;
DECLASSIFIED AFTER 12 YEARS.
DOD DIR. 5200.10

[redacted]

TABLE 44 — USAF AIRCRAFT ACCUMULATIVE NET GAINS AND LOSSES BY TYPE, MODEL, AND SELECTED SERIES AIRCRAFT, WORLD-WIDE — 30 JUN 1962 (CONTINUED)

TYPE, MODEL, AND SERIES	PROGRAM PROCUREMENT		TOTAL NET LOSSES TO DATE c/	INVENTORY 30 JUNE 1962 d/
	Total Accepted To Date a/	Date of First and Last Acceptance b/		
F-100C	476	Oct 1954 through Jul 1956	179	297
F-100D	1,307	Nov 1955 through Aug 1959	498	809
F-100F	339	Mar 1957 through Sep 1959	102	237
F-101A	77	Aug 1954 through Oct 1957	39	38
F-101B	480	Mar 1957 through Apr 1961	83	331
F-101F	Converted F-101B		-	57
TF-101B	Converted F-101B		-	5
TF-101F	Converted F-101B		-	4
F-101C	47	Aug 1956 through May 1958	9	38
F-102A	875	Jun 1955 through Sep 1958	124	749
YF-102C	Converted F-102A		1	1
TF-102A	111	Nov 1955 through Jul 1958	12	99
F-104A	170	Feb 1956 through Dec 1958	95	75
F-104B	26	Jan 1957 through Nov 1958	12	14
F-104C	77	Sep 1958 through Jun 1959	20	57
F-104D	21	Nov 1958 through Sep 1959	-	21
F-105B	78	Aug 1956 through Dec 1959	23	55
F-105D	338	Jul 1959 - In Production	14	324
F-106A	275	Dec 1956 through Dec 1961	20	255
YF-106C	2	Accepted on F-106A Contract	1	1
F-106B	63	Apr 1958 through Dec 1961	2	61
N-156F	Navy Production		1	3
RB-45C	33	Jul 1950 through Feb 1951	32	1
RB-47E	255	Jul 1953 through Aug 1955	146	58
RB-47K	Converted RB-47E		-	1
R-47E	Converted RB-47E		-	36
R-47K	Converted RB-47K		-	14
RB-47H	35	Jul 1955 through Jun 1957	3	10
R-47H	Converted RB-47H		-	19
ER-47H	Converted RB-47H		-	3
RB-57A	67 Converted 1 B-57A	Dec 1953 through Aug 1954	19	49
RB-57D	20	Nov 1955 through Mar 1957	2	18
RB-66A	5	Jun 1954 through Dec 1954	4	1

[redacted]

DOWNGRADED AT 3 YEAR INTERVALS;
DECLASSIFIED AFTER 12 YEARS.
DOD DIR. 5200.10

[redacted]

TABLE 44 — USAF AIRCRAFT ACCUMULATIVE NET GAINS AND LOSSES BY TYPE, MODEL, AND SELECTED SERIES AIRCRAFT, WORLD-WIDE — 30 JUN 1962 (CONTINUED)

TYPE, MODEL, AND SERIES	PROCUREMENT PROGRAM		TOTAL NET LOSSES TO DATE c/	INVENTORY 30 JUNE 1962 d/
	Total Accepted To Date a/	Date of First and Last Acceptance b/		
RB-66B	145	Dec 1954 through Oct 1957	41	104
RB-66C	36	Oct 1955 through Jun 1957	16	20
WB-66D	36	May 1957 through Jan 1958	23	13
RF-84F	388	Aug 1953 through Nov 1956	249	138
RF-84K	Converted RF-84F		-	1
RF-101A	35	Dec 1956 through Oct 1957	10	25
YRF-101A	2	May 1955 through Jun 1955	1	1
RF-101C	166	Sep 1956 through Mar 1959	32	134
RC-121C	10	Nov 1953 through Oct 1954	3	2
TC-121C	Converted RC-121C		-	5
RC-121D	72	Aug 1954 through Oct 1956	2	69
EC-124H	Converted RC-121D		-	1
RC-130A	15 Converted 1 C-130A	Mar 1959 through Nov 1959	-	16
SA-16A	300	Jul 1949 through Feb 1954	156	56
SA-16B	Converted SA-16A		3	85
SC-130B	8	Dec 1959 through Mar 1961	5	3
X-13	2	Jun 1959	-	2
X-15	3	Feb 1960	-	3
AC-1	Army Production		-	1
C-45G	372 Remanufactured C-45B/F, T-7C and T-11's	Oct 1951 through Jul 1953	332	1
TC-45H	Converted TC-45G		35	4
C-45H	432 Remanufactured C-45B/F	Jul 1953 through Mar 1955	399	13
RC-45H	Converted C-45H		8	12
C-46A	1,493	Oct 1942 through Jun 1945	1,444	49
C-46D	1,410	Aug 1944 through Jul 1945	1,339	69
TC-46D	Converted C-46D		1	1
C-47	953	Jan 1942 through Apr 1943	951	2
C/AC/VC-47A	5,131	Feb 1943 through Jun 1944	4,725	361
RC-47A	Converted C/AC/VC-47A		-	1

[redacted]

DOWNGRADED AT 3 YEAR INTERVALS;
DECLASSIFIED AFTER 12 YEARS.
DOD DIR. 5200.10

[redacted]

TABLE 44 — USAF AIRCRAFT ACCUMULATIVE NET GAINS AND LOSSES BY TYPE, MODEL, AND SELECTED SERIES AIRCRAFT, WORLD-WIDE — 30 JUN 1962 (CONTINUED)

TYPE, MODEL, AND SERIES	PROCUREMENT PROGRAM		TOTAL NET LOSSES TO DATE c/	INVENTORY 30 JUNE 1962 d/
	Total Accepted To Date a/	Date of First and Last Acceptance b/		
SC-47A	Converted C/AC/VC-47A		9	24
C-117C	Converted C-47A		1	10
C/VC-47B	3,365	Jun 1944 through Nov 1945	3,351	14
C/AC/VC-47D	Converted C/VC-47B		128	538
RC-47D	Converted C-47D		-	1
SC-47D	Converted C/VC-47D and SC-47A		-	11
TC-47D	Converted C-47D		-	33
C-47E	Converted C-47A/D		-	2
C/VC-53	206	Oct 1941 through Sep 1942	206	-
C-54A	252	Dec 1942 through Oct 1944	251	-
C-54A	Converted ZC-54A		-	1
VC-54C	Converted ZC-54A		-	-
C/AC/VC-54D	380	Jan 1945 through Sep 1945	226	121
SC-54D	Converted C-54D		-	35
TC-54D	Converted C-54D		-	8
C-54E	125	Jan 1945 through Jun 1945	65	35
C-54M	Converted C-54E		-	25
C/VC-54G	162	Jan 1945 through Jan 1946	67	95
YC-97	6	May 1947 through Aug 1947	1	-
C-97F	Converted YC-97 and Converted KC-97F		1	4
C-97A	53	Feb 1948 through Dec 1950	7	40
C-97D	Converted 1 C-97A/B		-	6
VC-97D	Converted C-97D		-	1
C-97C	14	Feb 1951 through May 1951	2	12
C-97E	Converted KC-97E		-	1
C/VC-117A	17	May 1945 through Oct 1945	2	7
C/VC-117B	Converted C-117A		-	8
VC-118	-	Jul 1947	-	1
C/VC-118A	101	Jul 1952 through Jan 1956	10	129
C-119C	303 Converted 27 C-119B's	Mar 1950 through Feb 1953	50	280
C-119F/G	588	Feb 1953 through Nov 1955	117	409
C-119J	Converted 1 C-119G		-	63
C-121A	9	Dec 1948 through Mar 1949	-	9

[redacted]

Downgraded at 3-Year Intervals:
Declassified After 12 Years
DOD Dir 5200.10

TABLE 44 — USAF AIRCRAFT ACCUMULATIVE NET GAINS AND LOSSES BY TYPE, MODEL, AND SELECTED SERIES AIRCRAFT, WORLD-WIDE — 30 JUN 1962 (CONTINUED)

TYPE, MODEL, AND SERIES	PROCUREMENT PROGRAM		TOTAL NET LOSSES TO DATE c/	INVENTORY 30 JUNE 1962 d/
	Total Accepted To Date a/	Date of First and Last Acceptance b/		
C-121C	33	Jun 1955 through May 1956	-	33
VC-121E	1	Sep 1954	-	1
YC-121F	2	Mar 1955	2	-
C-121G	Navy Production		1	31
C-123B	284	Sep 1953 through Jul 1958	36	238
C-123J	Converted C-123B		-	10
YC-123H	1	May 1957	-	1
C-124A	204	Apr 1950 through Dec 1952	28	176
C-124C	243	Jan 1953 through Apr 1955	21	222
YC-130	2	Aug 1954 through Jan 1955	3	-
NC-130	Converted 2 YC-130		-	1
C-130A	216	Feb 1955 through Jan 1959	33	183
C-130B	139 Converted C-130A	Dec 1958 - In Production	11	128
C-130D	Converted C-130C		-	13
C-130E	6	Jun 1961 - In Production	-	6
C/VC-131A	26 Converted T/VT-29	Mar 1954 through Dec 1954	-	30
CT-29A	Converted AC-131A		-	4
VT-29B	Converted AC-131A		-	27
C-131B	36	Dec 1954 through Sep 1955	1	35
C-131D	33	Aug 1954 through Jul 1956	1	32
C-131E	12	Jul 1956 through Oct 1956 and Dec 1957	3	9
C-133A	35	Apr 1955 through Nov 1959	5	30
C-133B	15 Converted 3 C-133A's	Dec 1959 through Apr 1961	1	17
C-135A	15	Aug 1961 through Jun 1962	-	15
C-135B	25	June 1962 - In Production	-	25
YC-134A	Navy Production		1	-
VC-137A	3	May 1959 through Jun 1959	-	3
VC-140B	4	Oct 1961 through 1962	-	4
WV-2	Navy Production		-	7

DOWNGRADED AT 3 YEAR INTERVALS;
DECLASSIFIED AFTER 12 YEARS.
DOD DIR. 5200.10

[redacted]

TABLE 44 — USAF AIRCRAFT ACCUMULATIVE NET GAINS AND LOSSES BY TYPE, MODEL, AND SELECTED SERIES AIRCRAFT, WORLD-WIDE — 30 JUN 1962 (CONTINUED)

TYPE, MODEL, AND SERIES	PROCUREMENT PROGRAM		TOTAL NET LOSSES TO DATE c/	INVENTORY 30 JUNE 1962 d/
	Total Accepted To Date a/	Date of First and Last Acceptance b/		
T-28A	1,194	Jul 1949 through Nov 1950	926	268
T-28B	Navy Production		-	17
T-29A	48	Feb 1950 through Dec 1951	9	26
VT-29A	Converted T-29B and T-29A		-	13
TB-29B	105	Dec 1951 through Aug 1953	43	62
T-29C	119	Aug 1953 through Apr 1955	1	95
VT-29C	Converted T-29C		-	13
AT-29C	Converted AC-131C		-	10
T-29D	92	Sep 1953 through Aug 1955	2	77
VT-29D	Converted T-29D		-	13
VT-29E	Converted VT-29B		-	1
T-33A	4,137	Aug 1948 through Aug 1959	1,546	2,559
RT-33A	85 Converted T-33A	Sep 1954 through Jun 1955	58	1
WT-33A	Converted T-33A		2	2
T-34A	450	Sep 1953 through Sep 1956	144	306
T-37A	413	Sep 1955 through Oct 1959	410	3
T-37B	265 Converted 387 T-37A's	Nov 1959 through Jan 1962 and Feb 1962 - In Production	17	635
T-38A	153	Jun 1959 - In Production	1	150
YT-38	Accepted on T-38 contract		-	2
T-39A	63	Oct 1960 - In Production	-	63
T-39B	6	Jan 1961 through May 1961	-	6
TV-2D	Navy Production		2	-
L-5G	115	Jul 1945 through Aug 1945	115	-
L-17B		Nov 1948 through Feb 1949	33	-
L-19E	Army Production		2	-
YL-20	6	Feb 1951 through Apr 1951	6	-
L-20A	212 Army Production	Oct 1951 through Oct 1953	198	135
L-21A	Army Production		22	-
L-21B	Army-MAP Production		-	1
L-23F	Army Production		21	-
L-26B	15	Jul 1955 through Mar 1956	1	-
U-4A	Converted L-26B		-	12
U-4B	Converted U-4A		-	2

[redacted]

DOWNGRADED AT 3 YEAR INTERVALS; DECLASSIFIED AFTER 12 YEARS. DOD DIR. 5200.10

[redacted]

TABLE 44 — USAF AIRCRAFT ACCUMULATIVE NET GAINS AND LOSSES BY TYPE, MODEL, AND SELECTED SERIES AIRCRAFT, WORLD-WIDE — 30 JUN 1962 (CONTINUED)

TYPE, MODEL, AND SERIES	PROCUREMENT PROGRAM		TOTAL NET LOSSES TO DATE c/	INVENTORY 30 JUNE 1962 d/
	Total Accepted To Date a/	Date of First and Last Acceptance b/		
L-27A	160	May 1957 through Nov 1959	2	-
U-3A	Converted L-27A		3	155
L-28A	22	Feb 1959: Oct 1961 through Apr 1962	3	19
H-5G	39	Mar 1948 through Mar 1949	39	-
H-13H	Army Production		54	2
H-13J	2	Mar 1957	-	2
H-19A	50	Nov 1951 through Jun 1952	32	2
SH-19A	Converted H-19A		5	11
H-19B	234 Converted 1 H-19A	Feb 1953 through Nov 1954	47	88
SH-19B	Converted H-19B		11	89
H-21A	32	Sep 1953 through Nov 1954	30	2
H-21B	161	Nov 1954 through Nov 1957	68	75
SH-21B	Converted H-21B		5	13
H-21C	Army Production		1	1
XH-33	-	Aug 1959	-	1
H-34A	Army Production		1	-
H-34C	Army Production		-	11
H-37A	Army Production		1	1
XH-40	Army Production		1	2
H-43A	17	Nov 1958 through Jul 1959	-	17
H-43B	126	Jan 1959 - In Production	5	121
HU-1A	Army Production		100	4
HU-1B	Army Production		135	21
CH-1C	MAP Production		-	4
HUL-1M	Navy Production		-	2
YHU-1B	Army Production		-	1
YHU-1D	Army Production		-	1
HSS-2	Army Production		-	3
HC-1B	Army Production		-	1
YHC-1B	Army Production		-	1
U-1A	Army Production		4	5
U-3B	35	Dec 1960 through Jun 1961	1	34

a/ Acceptances are those aircraft procured for the USAF, ANG, and AFR only.
b/ Date of first and last acceptance for converted models are within the dates shown for basic model.
c/ Where information is not available, net losses for converted models are listed under original production model.
d/ Total inventory includes USAF, Air Force Reserve, Air National Guard, Earmarked and aircraft possessed but not assigned to the USAF, AFR, and ANG. Example: MAP aircraft at AFLC depots and AFLC contract facilities. The inventory includes aircraft transferred to the USAF from other services. Example: Navy aircraft transferred to MATS for Single Manager Airlift.

Source: Statistics and Reports Division, Directorate of Data Systems and Statistics, Comptroller of the Air Force.

[redacted]

DOWNGRADED AT 3 YEAR INTERVALS;
DECLASSIFIED AFTER 12 YEARS.
DOD DIR. 5200.10

[redacted]

TABLE 45 — USAF AND COMPONENT AIRCRAFT GAINS AND LOSSES BY

(Table below is a revision of Table 44, FY 1961

TYPE, MODEL, AND SERIES	GAINS									
	Total	Production	From MAP, USA, and USN	From Other	Redesignation	Total	Not Beyond Eco			
							Redesignation	Commercial Sale	Obsolete	Reclamation
	FIRST HALF FY 1962 (1 July									
TOTAL	755	446	18	20	271	1,451	281	8	1	538
BOMBER - TOTAL	76	58	-	-	18	172	129	-	-	31
B-26B	14	-	-	-	14	-	-	-	-	-
B-26C	-	-	-	-	-	1	-	-	-	1
GB-26C	-	-	-	-	-	1	-	-	-	-
B-47B	-	-	-	-	-	18	-	-	-	18
B-47E	-	-	-	-	-	109	94	-	-	11
B-52G	-	-	-	-	-	1	-	-	-	-
B-52H	37	37	-	-	-	-	-	-	-	-
B-57B	-	-	-	-	-	7	4	-	-	1
B-57C	-	-	-	-	-	1	-	-	-	-
B-57E	-	-	-	-	-	32	31	-	-	-
B-58A	25	21	-	-	4	1	-	-	-	-
B-66B	-	-	-	-	-	1	-	-	-	-
TANKER - TOTAL	24	24	-	-	-	2	-	-	-	-
KC-97E	-	-	-	-	-	1	-	-	-	-
KC-97F	-	-	-	-	-	1	-	-	-	-
KC-135A	24	24	-	-	-	-	-	-	-	-
FIGHTER - TOTAL	98	95	-	-	3	540	23	1	-	185
F-8U	-	-	-	-	-	2	-	-	-	-
F-80C	-	-	-	-	-	96	3	-	-	93
F-84F	-	-	-	-	-	13	-	-	-	1
F-84G	-	-	-	-	-	1	-	-	-	1
F-86D	-	-	-	-	-	153	-	-	-	2
F-86F	-	-	-	-	-	16	-	-	-	-
F-86H	-	-	-	-	-	12	-	-	-	-
F-86L	-	-	-	-	-	66	-	1	-	50
F-89D	-	-	-	-	-	12	-	-	-	11
F-89H	-	-	-	-	-	1	-	-	-	-
F-89J	-	-	-	-	-	30	-	-	-	23
F-100C	-	-	-	-	-	10	-	-	-	2
F-100D	-	-	-	-	-	30	-	-	-	-
F-100F	-	-	-	-	-	4	-	-	-	-
F-101A	-	-	-	-	-	2	-	-	-	-
F-101B	-	-	-	-	-	35	12	-	-	-
F-101C	-	-	-	-	-	1	-	-	-	-
F-101F	3	-	-	-	3	11	-	-	-	-
F-102A	-	-	-	-	-	12	-	-	-	-
TF-102A	-	-	-	-	-	4	-	-	-	-
F-104A	-	-	-	-	-	9	8	-	-	-
F-104C	-	-	-	-	-	3	-	-	-	-
F-105B	-	-	-	-	-	5	-	-	-	-
F-105D	95	95	-	-	-	3	-	-	-	1
F-106A	-	-	-	-	-	9	-	-	-	1

[redacted]

DOWNGRADED AT 3 YEAR INTERVALS;
DECLASSIFIED AFTER 12 YEARS.
DOD DIR. 5200.10

TYPE, MODEL, AND SERIES, WORLD-WIDE, SEMIANNUALLY — FY 1962

USAF Statistical Digest. See changes in captions)

LOSSES											
nomic Repair				Beyond Economic Repair							
Transfer and Diversion				Accidents		Museum or School	Natural Phenomena	Tested to Destruction	Fair Wear and Tear	Abnormal Deterioration	TYPE, MODEL, AND SERIES
MAP	USA	USN	Other	Flying	Ground						
1961 through 31 December 1961)											
285	95	9	42	146	5	40	1	-	-	-	TOTAL
-	-	-	-	10	-	2	-	-	-	-	BOMBER - TOTAL
-	-	-	-	-	-	-	-	-	-	-	B-26B
-	-	-	-	-	-	-	-	-	-	-	B-26C
-	-	-	-	-	-	1	-	-	-	-	GB-26C
-	-	-	-	-	-	-	-	-	-	-	B-47B
-	-	-	-	4	-	-	-	-	-	-	B-47E
-	-	-	-	1	-	-	-	-	-	-	B-52G
-	-	-	-	-	-	-	-	-	-	-	B-52H
-	-	-	-	2	-	-	-	-	-	-	B-57B
-	-	-	-	1	-	-	-	-	-	-	B-57C
-	-	-	-	1	-	-	-	-	-	-	B-57E
-	-	-	-	-	-	1	-	-	-	-	B-58A
-	-	-	-	1	-	-	-	-	-	-	B-66B
-	-	-	-	-	-	2	-	-	-	-	TANKER - TOTAL
-	-	-	-	-	-	1	-	-	-	-	KC-97E
-	-	-	-	-	-	1	-	-	-	-	KC-97F
-	-	-	-	-	-	-	-	-	-	-	KC-135A
182	5	2	31	88	4	19	-	-	-	-	FIGHTER - TOTAL
-	-	2	-	-	-	-	-	-	-	-	F-8U
-	-	-	-	-	-	-	-	-	-	-	F-80C
5	-	-	-	7	-	-	-	-	-	-	F-84F
-	-	-	-	-	-	-	-	-	-	-	F-84G
151	-	-	-	-	-	-	-	-	-	-	F-86D
15	-	-	-	1	-	-	-	-	-	-	F-86F
-	-	-	1	3	-	8	-	-	-	-	F-86H
-	-	-	2	5	-	8	-	-	-	-	F-86L
-	-	-	-	-	-	1	-	-	-	-	F-89D
-	-	-	-	-	-	1	-	-	-	-	F-89H
-	5	-	-	2	-	-	-	-	-	-	F-89J
-	-	-	-	7	1	-	-	-	-	-	F-100C
9	-	-	-	20	1	-	-	-	-	-	F-100D
-	-	-	-	4	-	-	-	-	-	-	F-100F
-	-	-	-	2	-	-	-	-	-	-	F-101A
2	-	-	17	3	1	-	-	-	-	-	F-101B
-	-	-	-	1	-	-	-	-	-	-	F-101C
-	-	-	10	1	-	-	-	-	-	-	F-101F
-	-	-	-	11	1	-	-	-	-	-	F-102A
-	-	-	-	4	-	-	-	-	-	-	TF-102A
-	-	-	-	1	-	-	-	-	-	-	F-104A
-	-	-	-	3	-	-	-	-	-	-	F-104C
-	-	-	-	4	-	1	-	-	-	-	F-105B
-	-	-	1	1	-	-	-	-	-	-	F-105D
-	-	-	-	8	-	-	-	-	-	-	F-106A

DOWNGRADED AT 3 YEAR INTERVALS;
DECLASSIFIED AFTER 12 YEARS.
DOD DIR. 5200.10

[redacted]

TABLE 45 — USAF AND COMPONENT AIRCRAFT GAINS AND LOSSES BY TY E.

TYPE, MODEL, AND SERIES	GAINS									
	Total	Production	From MAP, USA, and USN	From Other	Redesignation	Total	Not beyond Eco			
							Redesignation	Commercial Sale	Obsolete	Reclamation
	FIRST HALF FY 1962 (1 July 1961									
RECONNAISSANCE - TOTAL	186	1	1	-	184	135	94	-	-	29
RB-26C	-	-	-	-	-	3	3	-	-	-
RB-47E	-	-	-	-	-	56	50	-	-	6
RB-47H	-	-	-	-	-	22	22	-	-	-
RB-47K	-	-	-	-	-	14	14	-	-	-
RB-50E	-	-	-	-	-	5	-	-	-	5
RB-50G	-	-	-	-	-	3	-	-	-	3
RB-57A	1	1	-	-	-	1	-	-	-	1
RB-57B	4	-	-	-	4	-	-	-	-	-
RB-57D	1	-	1	-	-	-	-	-	-	-
YRB-58A	-	-	-	-	-	5	5	-	-	-
WB-66D	-	-	-	-	-	1	-	-	-	-
E-47E	94	-	-	-	94	-	-	-	-	-
RF-84F	-	-	-	-	-	3	-	-	-	-
RF-84K	-	-	-	-	-	4	-	-	-	-
RF-101A	-	-	-	-	-	1	-	-	-	-
RF-101C	-	-	-	-	-	2	-	-	-	-
R-47E	50	-	-	-	50	14	-	-	-	14
ER-47H	3	-	-	-	3	-	-	-	-	-
R-47H	19	-	-	-	19	-	-	-	-	-
R-47K	14	-	-	-	14	-	-	-	-	-
RC-45H	-	-	-	-	-	1	-	-	-	-
SEARCH AND RESCUE - TOTAL	3	-	-	-	3	13	-	-	-	1
SA-16A	-	-	-	-	-	9	-	-	-	-
SC-54D	-	-	-	-	-	1	-	-	-	-
SH-19B	3	-	-	-	3	3	-	-	-	1
SPECIAL RESEARCH - TOTAL	1	1	-	-	-	-	-	-	-	-
X-15	1	1	-	-	-	-	-	-	-	-
CARGO - TOTAL	92	54	-	17	21	65	5	7	-	13
AC-1	14	14	-	-	-	8	-	-	-	-
C-45H	-	-	-	-	-	8	-	-	-	-
C-46D	17	-	-	17	-	-	-	-	-	-
AC-47A	-	-	-	-	-	1	-	-	-	-
C-47A	-	-	-	-	-	14	-	2	-	5
VC-47A	-	-	-	-	-	2	-	1	-	-
C-47D	-	-	-	-	-	12	-	4	-	1
VC-47D	-	-	-	-	-	2	-	-	-	-
VC-54C	-	-	-	-	-	1	-	-	-	-
C-54D	-	-	-	-	-	1	-	-	-	1
VC-54G	-	-	-	-	-	1	-	-	-	1
C-54M	-	-	-	-	-	1	-	-	-	-
C-97D	-	-	-	-	-	1	1	-	-	-
YC-97D	1	-	-	-	1	-	-	-	-	-
C-119C	-	-	-	-	-	1	-	-	-	1

[redacted]

DOWNGRADED AT 3 YEAR INTERVALS;
DECLASSIFIED AFTER 12 YEARS.
DOD DIR. 5200.10

MODEL, AND SERIES, WORLD-WIDE, SEMIANNUALLY — FY 1962 (CONTINUED)

LOSSES											
nomic Repair				Beyond Economic Repair							
Transfer and Diversion				Accidents		Museum or School	Natural Phenomena	Tested to Destruction	Fair Wear and Tear	Abnormal Deterioration	TYPE, MODEL, AND SERIES
MAP	USA	USN	Other	Flying	Ground						
through 31 December 1961) (Continued)											
2	-	-	-	6	-	4	-	-	-	-	RECONNAISSANCE - TOTAL
-	-	-	-	-	-	-	-	-	-	-	RB-26C
-	-	-	-	-	-	-	-	-	-	-	RB-47E
-	-	-	-	-	-	-	-	-	-	-	RB-47H
-	-	-	-	-	-	-	-	-	-	-	RB-47K
-	-	-	-	-	-	-	-	-	-	-	RB-50E
-	-	-	-	-	-	-	-	-	-	-	RB-50G
-	-	-	-	-	-	-	-	-	-	-	RB-57A
-	-	-	-	-	-	-	-	-	-	-	RB-57B
-	-	-	-	-	-	-	-	-	-	-	RB-57D
-	-	-	-	-	-	-	-	-	-	-	YRB-58A
-	-	-	-	1	-	-	-	-	-	-	WB-66D
-	-	-	-	-	-	-	-	-	-	-	E-47E
-	-	-	-	3	-	-	-	-	-	-	RF-84F
-	-	-	-	-	-	4	-	-	-	-	RF-84K
1	-	-	-	-	-	-	-	-	-	-	RF-101A
-	-	-	-	2	-	-	-	-	-	-	RF-101C
-	-	-	-	-	-	-	-	-	-	-	R-47E
-	-	-	-	-	-	-	-	-	-	-	ER-47H
-	-	-	-	-	-	-	-	-	-	-	R-47H
-	-	-	-	-	-	-	-	-	-	-	R-47K
1	-	-	-	-	-	-	-	-	-	-	RC-45H
7	-	-	2	1	-	1	1	-	-	-	SEARCH AND RESCUE - TOTAL
7	-	-	2	-	-	-	-	-	-	-	SA-16A
-	-	-	-	-	-	1	-	-	-	-	SC-54D
-	-	-	-	1	-	-	1	-	-	-	SH-19B
-	-	-	-	-	-	-	-	-	-	-	SPECIAL RESEARCH - TOTAL
-	-	-	-	-	-	-	-	-	-	-	X-15
16	8	-	7	6	1	2	-	-	-	-	CARGO - TOTAL
-	8	-	-	-	-	-	-	-	-	-	AC-1
5	-	-	2	-	-	1	-	-	-	-	C-45H
-	-	-	-	-	-	-	-	-	-	-	C-46D
-	-	-	-	1	-	-	-	-	-	-	AC-47A
6	-	-	-	1	-	-	-	-	-	-	C-47A
-	-	-	-	1	-	-	-	-	-	-	VC-47A
5	-	-	2	-	-	-	-	-	-	-	C-47D
-	-	-	2	-	-	-	-	-	-	-	VC-47D
-	-	-	1	-	-	-	-	-	-	-	VC-54C
-	-	-	-	-	-	-	-	-	-	-	C-54D
-	-	-	-	-	-	-	-	-	-	-	VC-54G
-	-	-	-	1	-	-	-	-	-	-	C-54M
-	-	-	-	-	-	-	-	-	-	-	C-97D
-	-	-	-	-	-	-	-	-	-	-	YC-97D
-	-	-	-	-	-	-	-	-	-	-	C-119C

DOWNGRADED AT 3 YEAR INTERVALS;
DECLASSIFIED AFTER 12 YEARS.
DOD DIR. 5200.10

[redacted]

TABLE 45 — USAF AND COMPONENT AIRCRAFT GAINS AND LOSSES BY TYPE,

TYPE, MODEL, AND SERIES	GAINS									
	Total	Production	From MAP, USA, and USN	From Other	Redesignation	Total	Not Beyond Eco			
							Redesignation	Commercial Sale	Obsolete	Reclamation
	FIRST HALF FY 1962 (1 July 1961									
CARGO (Continued)										
C-119G	-	-	-	-	-	1	-	-	-	-
C-119J	-	-	-	-	-	4	4	-	-	-
MC-119J	4	-	-	-	4	-	-	-	-	-
YC-121F	-	-	-	-	-	2	-	-	-	2
C-123B	-	-	-	-	-	2	-	-	-	1
C-130B	23	23	-	-	-	2	-	-	-	1
YC-134A	-	-	-	-	-	1	-	-	-	-
C-135A	14	14	-	-	-	-	-	-	-	-
VC-140B	3	3	-	-	-	-	-	-	-	-
CF-104A	1	-	-	-	1	-	-	-	-	-
VT-29A	3	-	-	-	3	-	-	-	-	-
VT-29B	8	-	-	-	8	-	-	-	-	-
VT-29D	4	-	-	-	4	-	-	-	-	-
TRAINER - TOTAL	173	113	15	3	42	424	27	-	1	277
TB-26B	-	-	-	-	-	21	8	-	-	13
TB-26C	-	-	-	-	-	5	3	-	-	2
TB-29	-	-	-	-	-	2	-	-	-	2
TB-29A	-	-	-	-	-	1	-	-	-	1
TB-57E	31	-	-	-	31	-	-	-	-	-
TB-58A	1	-	-	-	1	-	-	-	-	-
TC-45H	-	-	-	-	-	1	-	-	-	1
TC-47D	-	-	-	-	-	1	-	-	-	1
TF-101B	5	-	-	-	5	-	-	-	-	-
TF-101F	4	-	-	-	4	-	-	-	-	-
T-28A	3	-	-	3	-	15	-	-	-	-
T-28B	15	-	15	-	-	-	-	-	-	-
T-29A	-	-	-	-	-	3	3	-	-	-
T-29B	-	-	-	-	-	9	8	-	-	-
T-29D	-	-	-	-	-	4	4	-	-	-
T-33A	-	-	-	-	-	287	-	-	1	255
T-34A	-	-	-	-	-	55	-	-	-	2
T-37A	-	-	-	-	-	1	1	-	-	-
T-37B	41	40	-	-	1	17	-	-	-	-
T-38A	47	47	-	-	-	-	-	-	-	-
T-39A	26	26	-	-	-	-	-	-	-	-
TV-2D	-	-	-	-	-	2	-	-	-	-
LIAISON - TOTAL	13	12	1	-	-	13	-	-	-	-
L-5G	-	-	-	-	-	1	-	-	-	-
L-17B	-	-	-	-	-	1	-	-	-	-
L-19E	1	-	1	-	-	-	-	-	-	-
L-20A	-	-	-	-	-	6	-	-	-	-
L-21A	-	-	-	-	-	1	-	-	-	-
L-21B	2	2	-	-	-	-	-	-	-	-
L-23F	4	4	-	-	-	4	-	-	-	-
L-28A	6	6	-	-	-	-	-	-	-	-

[redacted]

DOWNGRADED AT 3 YEAR INTERVALS;
DECLASSIFIED AFTER 12 YEARS.
DOD DIR. 5200.10

MODEL, AND SERIES, WORLD-WIDE, SEMIANNUALLY — FY 1962 (Continued)

LOSSES											
nomic Repair				Beyond Economic Repair							
Transfer and Diversion				Accidents		Museum or School	Natural Phenomena	Tested to Destruction	Fair Wear and Tear	Abnormal Deterioration	TYPE, MODEL, AND SERIES
MAP	USA	USN	Other	Flying	Ground						
through 31 December 1961) (Continued)											
											CARGO (Continued)
-	-	-	-	1	-	-	-	-	-	-	C-119G
-	-	-	-	-	-	-	-	-	-	-	C-119J
-	-	-	-	-	-	-	-	-	-	-	MC-119J
-	-	-	-	-	-	-	-	-	-	-	YC-121F
-	-	-	-	1	-	-	-	-	-	-	C-123B
-	-	-	-	-	1	-	-	-	-	-	C-130B
-	-	-	-	-	-	1	-	-	-	-	YC-134A
-	-	-	-	-	-	-	-	-	-	-	C-135A
-	-	-	-	-	-	-	-	-	-	-	VC-140B
-	-	-	-	-	-	-	-	-	-	-	CF-104A
-	-	-	-	-	-	-	-	-	-	-	VT-29A
-	-	-	-	-	-	-	-	-	-	-	VT-29B
-	-	-	-	-	-	-	-	-	-	-	VT-29D
76	-	7	-	29	-	7	-	-	-	-	TRAINER - TOTAL
-	-	-	-	-	-	-	-	-	-	-	TB-26B
-	-	-	-	-	-	-	-	-	-	-	TB-26C
-	-	-	-	-	-	-	-	-	-	-	TB-29
-	-	-	-	-	-	-	-	-	-	-	TB-29A
-	-	-	-	-	-	-	-	-	-	-	TB-57E
-	-	-	-	-	-	-	-	-	-	-	TB-58A
-	-	-	-	-	-	-	-	-	-	-	TC-45H
-	-	-	-	-	-	-	-	-	-	-	TC-47D
-	-	-	-	-	-	-	-	-	-	-	TF-101B
-	-	-	-	-	-	-	-	-	-	-	TF-101F
10	-	5	-	-	-	-	-	-	-	-	T-28A
-	-	-	-	-	-	-	-	-	-	-	T-28B
-	-	-	-	-	-	-	-	-	-	-	T-29A
-	-	-	-	-	-	1	-	-	-	-	T-29B
-	-	-	-	-	-	-	-	-	-	-	T-29D
1	-	-	-	24	-	6	-	-	-	-	T-33A
50	-	-	-	3	-	-	-	-	-	-	T-34A
-	-	-	-	-	-	-	-	-	-	-	T-37A
15	-	-	-	2	-	-	-	-	-	-	T-37B
-	-	-	-	-	-	-	-	-	-	-	T-38A
-	-	-	-	-	-	-	-	-	-	-	T-39A
-	-	2	-	-	-	-	-	-	-	-	TV-2D
1	7	-	-	2	-	3	-	-	-	-	LIAISON - TOTAL
-	-	-	-	-	-	1	-	-	-	-	L-5G
-	-	-	-	-	-	1	-	-	-	-	L-17B
-	-	-	-	-	-	-	-	-	-	-	L-19E
1	3	-	-	2	-	-	-	-	-	-	L-20A
-	-	-	-	-	-	1	-	-	-	-	L-21A
-	-	-	-	-	-	-	-	-	-	-	L-21B
-	4	-	-	-	-	-	-	-	-	-	L-23F
-	-	-	-	-	-	-	-	-	-	-	L-28A

DOWNGRADED AT 3 YEAR INTERVALS;
DECLASSIFIED AFTER 12 YEARS.
DOD DIR. 5200.10

[redacted]

TABLE 45 — USAF AND COMPONENT AIRCRAFT GAINS AND LOSSES BY TYPE,

TYPE, MODEL, AND SERIES	GAINS									
	Total	Production	From MAP, USA, and USN	From Other	Redesignation	Total	Not Beyond Eco			
							Redesignation	Commercial Sale	Obsolete	Reclamation
	FIRST HALF FY 1962 (1 July 1961									
HELICOPTER - TOTAL	89	88	1	-	-	87	3	-	-	2
H-5G	-	-	-	-	-	2	-	-	-	-
H-19B	-	-	-	-	-	5	3	-	-	1
H-21A	-	-	-	-	-	14	-	-	-	-
H-21B	-	-	-	-	-	4	-	-	-	1
H-34A	-	-	-	-	-	1	-	-	-	-
XH-40	1	-	1	-	-	-	-	-	-	-
H-43B	18	18	-	-	-	3	-	-	-	-
HU-1A	-	-	-	-	-	1	-	-	-	-
HU-1B	70	70	-	-	-	57	-	-	-	-
	SECOND HALF FY 1962 (1 Janu									
TOTAL	576	451	61	49	15	467	20	1	6	35
BOMBER - TOTAL	56	43	-	13	-	13	-	-	1	3
B-26B	11	-	-	11	-	-	-	-	-	-
B-47B	-	-	-	-	-	1	-	-	1	-
B-47E	-	-	-	-	-	7	-	-	-	2
B-52H	31	31	-	-	-	-	-	-	-	-
B-57B	2	-	-	2	-	-	-	-	-	-
B-57E	-	-	-	-	-	1	-	-	-	-
B-58A	12	12	-	-	-	2	-	-	-	-
B-66B	-	-	-	-	-	2	-	-	-	1
TANKER - TOTAL	32	32	-	-	-	10	4	-	-	1
KB-50J	-	-	-	-	-	1	-	-	-	-
KB-50K	-	-	-	-	-	1	-	-	-	-
KC-97F	-	-	-	-	-	5	4	-	-	-
KC-97G	-	-	-	-	-	2	-	-	-	1
KC-135A	32	32	-	-	-	1	-	-	-	-
FIGHTER - TOTAL	81	77	-	3	1	148	6	-	-	6
F-80C	-	-	-	-	-	2	2	-	-	-
F-84F	-	-	-	-	-	17	-	-	-	-
F-86A	-	-	-	-	-	1	-	-	-	-
F-86F	-	-	-	-	-	24	-	-	-	1
F-86H	-	-	-	-	-	5	-	-	-	-
F-86L	-	-	-	-	-	5	-	-	-	1
F-89D	-	-	-	-	-	1	-	-	-	1
F-89J	-	-	-	-	-	6	-	-	-	1
F-100A	-	-	-	-	-	1	-	-	-	-
F-100C	-	-	-	-	-	12	-	-	-	-
F-100D	-	-	-	-	-	8	-	-	-	-
F-100F	1	-	-	1	-	5	-	-	-	-
F-101A	-	-	-	-	-	2	-	-	-	-
F-101B	-	-	-	-	-	23	1	-	-	-
F-101C	-	-	-	-	-	1	-	-	-	-

[redacted]

DOWNGRADED AT 3 YEAR INTERVALS;
DECLASSIFIED AFTER 12 YEARS.
DOD DIR. 5200.10

MODEL, AND SERIES, WORLD-WIDE, SEMIANNUALLY – FY 1962 (CONTINUED)

LOSSES											
nomic Repair						Beyond Economic Repair					
Transfer and Diversion				Accidents		Museum or School	Natural Phenomena	Tested to Destruction	Fair Wear and Tear	Abnormal Deterioration	TYPE, MODEL, AND SERIES
MAP	USA	USN	Other	Flying	Ground						
through 31 December 1961) (Continued)											
1	75	-	2	4	-	-	-	-	-	-	HELICOPTER - TOTAL
-	-	-	2	-	-	-	-	-	-	-	H-5G
1	-	-	-	-	-	-	-	-	-	-	H-19B
-	14	-	-	-	-	-	-	-	-	-	H-21A
-	1	-	-	2	-	-	-	-	-	-	H-21B
-	1	-	-	-	-	-	-	-	-	-	H-34A
-	-	-	-	-	-	-	-	-	-	-	XH-40
-	1	-	-	2	-	-	-	-	-	-	H-43B
-	1	-	-	-	-	-	-	-	-	-	HU-1A
-	57	-	-	-	-	-	-	-	-	-	HU-1B
ary 1962 through 30 June 1962)											
50	49	5	148	128	3	18	-	2	1	1	TOTAL
-	-	-	-	7	1	1	-	-	-	-	BOMBER - TOTAL
-	-	-	-	-	-	-	-	-	-	-	B-26B
-	-	-	-	-	-	-	-	-	-	-	B-47B
-	-	-	-	4	1	-	-	-	-	-	B-47E
-	-	-	-	-	-	-	-	-	-	-	B-52H
-	-	-	-	-	-	-	-	-	-	-	B-57B
-	-	-	-	1	-	-	-	-	-	-	B-57E
-	-	-	-	2	-	-	-	-	-	-	B-58A
-	-	-	-	-	-	1	-	-	-	-	B-66B
-	-	-	2	3	-	-	-	-	-	-	TANKER - TOTAL
-	-	-	-	1	-	-	-	-	-	-	KB-50J
-	-	-	-	1	-	-	-	-	-	-	KB-50K
-	-	-	1	-	-	-	-	-	-	-	KC-97F
-	-	-	1	-	-	-	-	-	-	-	KC-97G
-	-	-	-	1	-	-	-	-	-	-	KC-135A
34	-	-	22	70	1	7	-	2	-	-	FIGHTER - TOTAL
-	-	-	-	-	-	-	-	-	-	-	F-80C
9	-	-	2	6	-	-	-	-	-	-	F-84F
-	-	-	-	-	-	1	-	-	-	-	F-86A
20	-	-	-	3	-	-	-	-	-	-	F-86F
-	-	-	-	3	-	2	-	-	-	-	F-86H
-	-	-	1	1	-	2	-	-	-	-	F-86L
-	-	-	-	-	-	-	-	-	-	-	F-89D
-	-	-	-	2	1	1	-	1	-	-	F-89J
-	-	-	-	1	-	-	-	-	-	-	F-100A
-	-	-	1	11	-	-	-	-	-	-	F-100C
-	-	-	-	8	-	-	-	-	-	-	F-100D
2	-	-	-	3	-	-	-	-	-	-	F-100F
-	-	-	-	1	-	1	-	-	-	-	F-101A
3	-	-	18	1	-	-	-	-	-	-	F-101B
-	-	-	-	1	-	-	-	-	-	-	F-101C

DOWNGRADED AT 3 YEAR INTERVALS;
DECLASSIFIED AFTER 12 YEARS.
DOD DIR. 5200.10

[redacted]

TABLE 45 — USAF AND COMPONENT AIRCRAFT GAINS AND LOSSES BY TYPE,

TYPE, MODEL, AND SERIES	GAINS									
	Total	Production	From MAP, USA, and USN	From Other	Redesignation	Total	Not Beyond Eco			
							Redesignation	Commercial Sale	Obsolete	Reclamation
	SECOND HALF FY 1962 (1 January 1962									
FIGHTER (Continued)										
F-101F	1	-	-	-	1	1	-	-	-	-
F-102A	-	-	-	-	-	8	-	-	-	1
F-104A	-	-	-	-	-	9	3	-	-	-
F-104B	-	-	-	-	-	1	-	-	-	-
F-104C	-	-	-	-	-	1	-	-	-	-
F-105B	-	-	-	-	-	1	-	-	-	-
F-105D	79	77	-	2	-	12	-	-	-	-
F-106A	-	-	-	-	-	1	-	-	-	-
N-156F	-	-	-	-	-	1	-	-	-	-
RECONNAISSANCE - TOTAL	-	-	-	-	-	22	1	-	1	1
RB-66B	-	-	-	-	-	1	-	-	-	1
RB-66C	-	-	-	-	-	1	-	-	-	-
RF-84F	-	-	-	-	-	15	-	-	-	-
RF-84K	-	-	-	-	-	2	-	-	1	-
RF-101C	-	-	-	-	-	2	-	-	-	-
RC-121D	-	-	-	-	-	1	1	-	-	-
SEARCH AND RESCUE - TOTAL	3	3	-	-	-	9	-	-	-	-
SA-16A	-	-	-	-	-	4	-	-	-	-
SA-16B	-	-	-	-	-	1	-	-	-	-
SH-19A	-	-	-	-	-	2	-	-	-	-
SH-21B	-	-	-	-	-	1	-	-	-	-
SC-54D	-	-	-	-	-	1	-	-	-	-
SC-130B	3	3	-	-	-	-	-	-	-	-
CARGO - TOTAL	115	65	3	33	14	79	-	1	3	12
AC-1	6	6	-	-	-	12	-	-	-	-
C-45H	-	-	-	-	-	18	-	1	-	1
C-46A	17	-	-	17	-	1	-	-	-	1
C-46D	12	-	-	12	-	4	-	-	-	3
C-47A	-	-	-	-	-	9	-	-	1	3
VC-47A	-	-	-	-	-	2	-	-	-	-
C-47D	-	-	-	-	-	13	-	-	-	4
C-53	-	-	-	-	-	1	-	-	-	-
C-54M	-	-	-	-	-	1	-	-	-	-
C-97F	4	-	-	-	4	-	-	-	-	-
C-119C	-	-	-	-	-	4	-	-	-	-
C-119G	-	-	-	-	-	2	-	-	1	-
EC-121H	1	-	-	-	1	-	-	-	-	-
C-123B	-	-	-	-	-	7	-	-	1	-
C-124A	-	-	-	-	-	1	-	-	-	-
C-130A	-	-	-	-	-	2	-	-	-	-
C-130B	27	27	-	-	-	-	-	-	-	-
C-130E	5	5	-	-	-	-	-	-	-	-
C-131E	-	-	-	-	-	1	-	-	-	-
C-133A	-	-	-	-	-	1	-	-	-	-
C-135A	1	1	-	-	-	-	-	-	-	-
C-135B	25	25	-	-	-	-	-	-	-	-

[redacted]

DOWNGRADED AT 3 YEAR INTERVALS;
DECLASSIFIED AFTER 12 YEARS.
DOD DIR. 5200.10

MODEL, AND SERIES, WORLD-WIDE, SEMIANNUALLY — FY 1962 (CONTINUED)

LOSSES											
nomic Repair				Beyond Economic Repair							
Transfer and Diversion				Accidents		Muse-um or School	Natu-ral Phe-nomena	Tested to De-struc-tion	Fair Wear and Tear	Abnor-mal Dete-riora-tion	TYPE, MODEL, AND SERIES
MAP	USA	USN	Other	Flying	Ground						
through 30 June 1962) (Continued)											
											FIGHTER (Continued)
-	-	-	-	1	-	-	-	-	-	-	F-101F
-	-	-	-	7	-	-	-	-	-	-	F-102A
-	-	-	-	5	-	-	-	1	-	-	F-104A
-	-	-	-	1	-	-	-	-	-	-	F-104B
-	-	-	-	1	-	-	-	-	-	-	F-104C
-	-	-	-	1	-	-	-	-	-	-	F-105B
-	-	-	-	12	-	-	-	-	-	-	F-105D
-	-	-	-	-	-	-	-	-	-	-	F-106A
-	-	-	-	1	-	-	-	-	-	-	N-156F
-	-	-	14	4	-	1	-	-	-	-	RECONNAISSANCE - TOTAL
-	-	-	-	-	-	-	-	-	-	-	RB-66B
-	-	-	-	1	-	-	-	-	-	-	RB-66C
-	-	-	14	1	-	-	-	-	-	-	RF-84F
-	-	-	-	-	-	1	-	-	-	-	RF-84K
-	-	-	-	2	-	-	-	-	-	-	RF-101C
-	-	-	-	-	-	-	-	-	-	-	RC-121D
3	-	1	4	1	-	-	-	-	-	-	SEARCH AND RESCUE - TOTAL
1	-	-	3	-	-	-	-	-	-	-	SA-16A
-	-	1	-	-	-	-	-	-	-	-	SA-16B
2	-	-	-	-	-	-	-	-	-	-	SH-19A
-	-	-	-	1	-	-	-	-	-	-	SH-21B
-	-	-	1	-	-	-	-	-	-	-	SC-54D
-	-	-	-	-	-	-	-	-	-	-	SC-130B
1	10	-	33	13	-	4	-	-	1	1	CARGO - TOTAL
-	9	-	3	-	-	-	-	-	-	-	AC-1
-	-	-	13	-	-	3	-	-	-	-	C-45H
-	-	-	-	-	-	-	-	-	-	-	C-46A
-	-	-	-	-	-	-	-	-	-	1	C-46D
-	1	-	2	2	-	-	-	-	-	-	C-47A
-	-	-	-	2	-	-	-	-	-	-	VC-47A
-	-	-	7	1	-	1	-	-	-	-	C-47D
-	-	-	-	-	-	-	-	-	1	-	C-53
1	-	-	-	-	-	-	-	-	-	-	C-54M
-	-	-	-	-	-	-	-	-	-	-	C-97F
-	-	-	3	1	-	-	-	-	-	-	C-119C
-	-	-	-	1	-	-	-	-	-	-	C-119G
-	-	-	-	-	-	-	-	-	-	-	EC-121H
-	-	-	5	1	-	-	-	-	-	-	C-123B
-	-	-	-	1	-	-	-	-	-	-	C-124A
-	-	-	-	2	-	-	-	-	-	-	C-130A
-	-	-	-	-	-	-	-	-	-	-	C-130B
-	-	-	-	-	-	-	-	-	-	-	C-130E
-	-	-	-	1	-	-	-	-	-	-	C-131E
-	-	-	-	1	-	-	-	-	-	-	C-133A
-	-	-	-	-	-	-	-	-	-	-	C-135A
-	-	-	-	-	-	-	-	-	-	-	C-135B

DOWNGRADED AT 3 YEAR INTERVALS;
DECLASSIFIED AFTER 12 YEARS.
DOD DIR. 5200.10

[redacted]

TABLE 45 — USAF AND COMPONENT AIRCRAFT GAINS AND LOSSES BY TYPE,

TYPE, MODEL, AND SERIES	GAINS						Not Beyond Eco			
	Total	Production	From MAP, USA, and USN	From Other	Redesignation	Total	Redesignation	Commercial Sale	Obsolete	Reclamation
	SECOND HALF FY 1962 (1 January 1962									
CARGO (Continued)										
VC-140B	1	1	-	-	-	-	-	-	-	-
VT-29B	5	-	-	-	5	-	-	-	-	-
VT-29C	1	-	-	-	1	-	-	-	-	-
VT-29D	3	-	-	-	3	-	-	-	-	-
WV-2	7	-	3	4	-	-	-	-	-	-
TRAINER - TOTAL	159	130	29	-	-	94	9	-	1	10
TB-29	-	-	-	-	-	1	-	-	-	-
TB-57E	-	-	-	-	-	1	-	-	-	-
T-28A	-	-	-	-	-	11	-	-	-	-
T-28B	29	-	29	-	-	27	-	-	-	-
T-29A	-	-	-	-	-	1	-	-	-	-
T-29B	-	-	-	-	-	9	5	-	-	-
T-29C	-	-	-	-	-	2	1	-	-	-
T-29D	-	-	-	-	-	3	3	-	-	-
T-33A	-	-	-	-	-	30	-	-	1	10
T-34A	-	-	-	-	-	3	-	-	-	-
T-37B	27	27	-	-	-	5	-	-	-	-
T-38A	73	73	-	-	-	1	-	-	-	-
T-39A	30	30	-	-	-	-	-	-	-	-
LIAISON - TOTAL	14	14	-	-	-	6	-	-	-	1
L-19E	1	1	-	-	-	2	-	-	-	-
L-20A	-	-	-	-	-	3	-	-	-	1
L-21B	-	-	-	-	-	1	-	-	-	-
L-28A	13	13	-	-	-	-	-	-	-	-
HELICOPTER - TOTAL	116	87	29	-	-	84	-	-	-	1
HC-1B	1	1	-	-	-	-	-	-	-	-
YHC-1B	1	1	-	-	-	-	-	-	-	-
CH-1C	4	4	-	-	-	-	-	-	-	-
H-5G	-	-	-	-	-	1	-	-	-	-
H-19A	-	-	-	-	-	2	-	-	-	-
H-19B	-	-	-	-	-	1	-	-	-	-
H-21A	-	-	-	-	-	4	-	-	-	-
H-21B	-	-	-	-	-	1	-	-	-	1
H-34C	24	-	24	-	-	13	-	-	-	-
H-43B	16	16	-	-	-	-	-	-	-	-
HSS-2	3	-	3	-	-	-	-	-	-	-
HU-1B	63	63	-	-	-	61	-	-	-	-
YHU-1D	2	2	-	-	-	1	-	-	-	-
HUL-1M	2	-	2	-	-	-	-	-	-	-
UTILITY - TOTAL	-	-	-	-	-	2	-	-	-	-
U-3A	-	-	-	-	-	1	-	-	-	-
U-3B	-	-	-	-	-	1	-	-	-	-

Source: Statistics and Reports Division, Directorate of Data Systems and Statistics, Comptroller of the Air Force.

[redacted]

Downgraded at 3-Year Intervals:
Declassified After 12 Years
DOD Dir 5200.10

MODEL, AND SERIES, WORLD-WIDE, SEMIANNUALLY — FY 1962 (Continued)

LOSSES											
nomic Repair				Beyond Economic Repair							
Transfer and Diversion				Accidents		Museum or School	Natural Phenomena	Tested to Destruction	Fair Wear and Tear	Abnormal Deterioration	TYPE, MODEL, AND SERIES
MAP	USA	USN	Other	Flying	Ground						
through 30 June 1962) (Continued)											
											CARGO (Continued)
-	-	-	-	-	-	-	-	-	-	-	VC-140B
-	-	-	-	-	-	-	-	-	-	-	VT-29B
-	-	-	-	-	-	-	-	-	-	-	VT-29C
-	-	-	-	-	-	-	-	-	-	-	VT-29D
-	-	-	-	-	-	-	-	-	-	-	WV-2
11	-	4	28	27	-	4	-	-	-	-	TRAINER - TOTAL
-	-	-	-	-	-	1	-	-	-	-	TB-29
-	-	-	-	1	-	-	-	-	-	-	TB-57E
11	-	-	-	-	-	-	-	-	-	-	T-28A
-	-	-	27	-	-	-	-	-	-	-	T-28B
-	-	-	-	1	-	-	-	-	-	-	T-29A
-	-	4	-	-	-	-	-	-	-	-	T-29B
-	-	-	-	1	-	-	-	-	-	-	T-29C
-	-	-	-	-	-	-	-	-	-	-	T-29D
-	-	-	1	15	-	3	-	-	-	-	T-33A
-	-	-	-	3	-	-	-	-	-	-	T-34A
-	-	-	-	5	-	-	-	-	-	-	T-37B
-	-	-	-	1	-	-	-	-	-	-	T-38A
-	-	-	-	-	-	-	-	-	-	-	T-39A
1	2	-	-	1	1	-	-	-	-	-	LIAISON - TOTAL
-	2	-	-	-	-	-	-	-	-	-	L-19E
-	-	-	-	1	1	-	-	-	-	-	L-20A
1	-	-	-	-	-	-	-	-	-	-	L-21B
-	-	-	-	-	-	-	-	-	-	-	L-28A
-	37	-	45	-	-	1	-	-	-	-	HELICOPTER - TOTAL
-	-	-	-	-	-	-	-	-	-	-	HC-1B
-	-	-	-	-	-	-	-	-	-	-	YHC-1B
-	-	-	-	-	-	-	-	-	-	-	CH-1C
-	-	-	-	-	-	1	-	-	-	-	H-5G
-	-	-	2	-	-	-	-	-	-	-	H-19A
-	-	-	1	-	-	-	-	-	-	-	H-19B
-	-	-	4	-	-	-	-	-	-	-	H-21A
-	-	-	-	-	-	-	-	-	-	-	H-21B
-	-	-	13	-	-	-	-	-	-	-	H-34C
-	-	-	-	-	-	-	-	-	-	-	H-43B
-	-	-	-	-	-	-	-	-	-	-	HSS-2
-	36	-	25	-	-	-	-	-	-	-	HU-1B
-	1	-	-	-	-	-	-	-	-	-	YHU-1D
-	-	-	-	-	-	-	-	-	-	-	HUL-1M
-	-	-	-	2	-	-	-	-	-	-	UTILITY - TOTAL
-	-	-	-	1	-	-	-	-	-	-	U-3A
-	-	-	-	1	-	-	-	-	-	-	U-3B

DOWNGRADED AT 3 YEAR INTERVALS;
DECLASSIFIED AFTER 12 YEARS.
DOD DIR. 5200.10

[redacted]

TABLE 46 — USAF DRONE AND MISSILE GAINS AND LOSSES BY TYPE,

(Table below is a revision of Table 45, FY 1961

TYPE, MODEL, AND SERIES	GAINS											
	Total	Production	From MAP, USA, and USN	From Other	Redesignation	Total	Not Beyond Economic Repair					
							Redesignation	Commercial Sale	Obsolete	Reclamation	Transfer and	
											MAP	USA
	FIRST HALF FY 1962 (1 July											
MISSILE - TOTAL	567	564	1	1	1	171	1	-	10	28	16	-
M-61C	-	-	-	-	-	37	-	-	10	23	-	-
TM-61C	-	-	-	-	-	3	-	-	-	-	-	-
M-62A	-	-	-	-	-	1	-	-	-	-	-	-
XM-65C	-	-	-	-	-	2	-	-	-	-	-	-
M-65D	13	13	-	-	-	6	-	-	-	-	-	-
SM-65D	2	2	-	-	-	4	-	-	-	-	-	-
M-65E	11	11	-	-	-	5	-	-	-	1	-	-
SM-65E	1	1	-	-	-	3	-	-	-	1	-	-
XM-65E	-	-	-	-	-	2	-	-	-	-	-	-
M-65F	25	25	-	-	-	1	-	-	-	-	-	-
SM-65F	8	8	-	-	-	3	-	-	-	-	-	-
M-68	33	33	-	-	-	-	-	-	-	-	-	-
SM-68	4	4	-	-	-	-	-	-	-	-	-	-
XM-68	5	5	-	-	-	9	-	-	-	-	-	-
XSM-68	-	-	-	-	-	4	-	-	-	-	-	-
XM-68B	1	1	-	-	-	-	-	-	-	-	-	-
XSM-68B	2	2	-	-	-	-	-	-	-	-	-	-
M-72	1	-	-	1	-	2	-	-	-	-	-	-
M-72A	140	140	-	-	-	6	-	-	-	1	-	-
GAM-72A	27	27	-	-	-	2	-	-	-	2	-	-
M-75	12	11	1	-	-	22	-	-	-	-	7	-
SM-75	2	2	-	-	-	2	-	-	-	-	2	-
M-76	-	-	-	-	-	1	1	-	-	-	-	-
M-76A	-	-	-	-	-	2	-	-	-	-	-	-
M-76B	24	23	-	-	1	4	-	-	-	-	-	-
TM-76B	5	5	-	-	-	-	-	-	-	-	-	-
M-77	32	32	-	-	-	2	-	-	-	-	-	-
M-77A	59	59	-	-	-	-	-	-	-	-	-	-
GAM-77A	22	22	-	-	-	-	-	-	-	-	-	-
M-78	-	-	-	-	-	7	-	-	-	-	7	-
XSM-80	2	2	-	-	-	-	-	-	-	-	-	-
XM-80	3	3	-	-	-	2	-	-	-	-	-	-
XM-81	15	15	-	-	-	13	-	-	-	-	-	-
XRM-81	4	4	-	-	-	2	-	-	-	-	-	-
M-99A	-	-	-	-	-	7	-	-	-	-	-	-
YM-99A	-	-	-	-	-	1	-	-	-	-	-	-
M-99B	96	96	-	-	-	10	-	-	-	-	-	-
IM-99B	18	18	-	-	-	4	-	-	-	-	-	-
XM-99B	-	-	-	-	-	2	-	-	-	-	-	-
DRONE - TOTAL	106	92	4	-	10	116	-	-	-	1	-	8
QB-47E	-	-	-	-	-	3	-	-	-	1	-	-
QF-80F	3	-	-	-	3	6	-	-	-	-	-	-
QF-104A	7	-	-	-	7	-	-	-	-	-	-	-
QM-61A	-	-	-	-	-	11	-	-	-	-	-	-
Q-2A	-	-	-	-	-	9	-	-	-	-	-	8

[redacted]

DOWNGRADED AT 3 YEAR INTERVALS;
DECLASSIFIED AFTER 12 YEARS.
DOD DIR. 5200.10

MODEL, AND SERIES, WORLD-WIDE, SEMIANNUALLY — FY 1962

USAF Statistical Digest. See changes in captions.)

LOSSES												TYPE, MODEL, AND SERIES
		Beyond Economic Repair										
Diversion		Accidents		Museum or School	Natural Phenomena	Tested to Destruction	Mission		Failure			
USN	Other	Flying	Ground				Incomplete	Complete	Operational	Retrieve	Recover Capabilities	
1961 through 31 December 1961)												
-	1	-	1	7	-	36	-	-	71	-	-	MISSILE - TOTAL
-	-	-	-	1	-	3	-	-	-	-	-	M-61C
-	-	-	-	3	-	-	-	-	-	-	-	TM-61C
-	-	-	-	-	-	1	-	-	-	-	-	M-62A
-	-	-	-	1	-	1	-	-	-	-	-	XM-65C
-	-	-	1	-	-	-	-	-	5	-	-	M-65D
-	-	-	-	-	-	-	-	-	4	-	-	SM-65D
-	-	-	-	-	-	-	-	-	4	-	-	M-65E
-	-	-	-	-	-	-	-	-	2	-	-	SM-65E
-	-	-	-	-	-	-	-	-	2	-	-	XM-65E
-	-	-	-	-	-	-	-	-	1	-	-	M-65F
-	-	-	-	-	-	-	-	-	3	-	-	SM-65F
-	-	-	-	-	-	-	-	-	-	-	-	M-68
-	-	-	-	-	-	-	-	-	-	-	-	SM-68
-	-	-	-	-	-	-	-	-	9	-	-	XM-68
-	-	-	-	-	-	1	-	-	3	-	-	XSM-68
-	-	-	-	-	-	-	-	-	-	-	-	XM-68B
-	-	-	-	-	-	-	-	-	-	-	-	XSM-68B
-	-	-	-	-	-	2	-	-	-	-	-	M-72
-	-	-	-	-	-	4	-	-	1	-	-	M-72A
-	-	-	-	-	-	-	-	-	-	-	-	GAM-72A
-	-	-	-	1	-	1	-	-	13	-	-	M-75
-	-	-	-	-	-	-	-	-	-	-	-	SM-75
-	-	-	-	-	-	-	-	-	-	-	-	M-76
-	-	-	-	-	-	-	-	-	2	-	-	M-76A
-	-	-	-	-	-	4	-	-	-	-	-	M-76B
-	-	-	-	-	-	-	-	-	-	-	-	TM-76B
-	-	-	-	-	-	2	-	-	-	-	-	M-77
-	-	-	-	-	-	-	-	-	-	-	-	M-77A
-	-	-	-	-	-	-	-	-	-	-	-	GAM-77A
-	-	-	-	-	-	-	-	-	-	-	-	M-78
-	-	-	-	-	-	-	-	-	-	-	-	XSM-80
-	-	-	-	-	-	1	-	-	1	-	-	XM-80
-	-	-	-	-	-	-	-	-	13	-	-	XM-81
-	-	-	-	-	-	-	-	-	2	-	-	XRM-81
-	-	-	-	-	-	2	-	-	5	-	-	M-99A
-	-	-	-	1	-	-	-	-	-	-	-	YM-99A
-	-	-	-	-	-	10	-	-	-	-	-	M-99B
-	1	-	-	-	-	2	-	-	1	-	-	IM-99B
-	-	-	-	-	-	2	-	-	-	-	-	XM-99B
42	-	1	-	5	-	25	-	-	34	-	-	DRONE - TOTAL
-	-	-	-	-	-	2	-	-	-	-	-	QB-47E
-	-	-	-	-	-	4	-	-	2	-	-	QF-80F
-	-	-	-	-	-	-	-	-	-	-	-	QF-104A
-	-	-	-	1	-	2	-	-	8	-	-	QM-61A
-	-	-	-	-	-	-	-	-	1	-	-	Q-2A

[redacted]

DOWNGRADED AT 3 YEAR INTERVALS;
DECLASSIFIED AFTER 12 YEARS.
DOD DIR. 5200.10

[redacted]

TABLE 46 — USAF DRONE AND MISSILE GAINS AND LOSSES BY TYPE,

TYPE, MODEL, AND SERIES	GAINS											
	Total	Production	From MAP, USA, and USN	From Other	Redesignation	Total	Not Beyond Economic Repair					
							Redesignation	Commercial Sale	Obsolete	Reclamation	Transfer and	
											MAP	USA
	FIRST HALF FY 1962 (1 July 1961											
DRONES (Continued)												
Q-2C	92	92	-	-	-	83	-	-	-	-	-	-
XQ-4B	4	-	4	-	-	4	-	-	-	-	-	-
GLIDER - TOTAL	54	54	-	-	-	15	-	-	-	-	15	-
TS-1A	30	30	-	-	-	7	-	-	-	-	7	-
S-2A	24	24	-	-	-	8	-	-	-	-	8	-
	SECOND HALF FY 1962 (1 January											
MISSILE - TOTAL	519	515	-	4	-	163	-	-	1	50	5	-
M-61C	-	-	-	-	-	48	-	-	-	48	-	-
M-65D	8	8	-	-	-	18	-	-	1	-	-	-
M-65E	-	-	-	-	-	2	-	-	-	-	-	-
M-65F	46	46	-	-	-	1	-	-	-	-	-	-
M-68	22	22	-	-	-	4	-	-	-	-	-	-
XM-68	-	-	-	-	-	3	-	-	-	2	-	-
XM-68B	7	7	-	-	-	1	-	-	-	-	-	-
M-72	-	-	-	-	-	4	-	-	-	-	-	-
M-72A	133	133	-	-	-	13	-	-	-	-	-	-
M-75	13	12	-	1	-	14	-	-	-	-	1	-
M-76A	-	-	-	-	-	3	-	-	-	-	-	-
M-76B	9	9	-	-	-	6	-	-	-	-	-	-
M-77	3	-	-	3	-	9	-	-	-	-	-	-
M-77A	144	144	-	-	-	5	-	-	-	-	-	-
M-78	-	-	-	-	-	4	-	-	-	-	4	-
XM-80	6	6	-	-	-	8	-	-	-	-	-	-
M-81	4	4	-	-	-	1	-	-	-	-	-	-
XM-81	15	15	-	-	-	11	-	-	-	-	-	-
XM-99	-	-	-	-	-	2	-	-	-	-	-	-
M-99B	109	109	-	-	-	6	-	-	-	-	-	-
DRONE - TOTAL	137	132	-	-	5	131	-	-	-	-	-	-
QB-47E	-	-	-	-	-	4	-	-	-	-	-	-
QF-80F	2	-	-	-	2	6	-	-	-	-	-	-
QF-104A	3	-	-	-	3	1	-	-	-	-	-	-
Q-2C	132	132	-	-	-	120	-	-	-	-	-	-
GLIDER - TOTAL	6	6	-	-	-	-	-	-	-	-	-	-
S-2A	6	6	-	-	-	-	-	-	-	-	-	-

Source: Statistics and Reports Division, Directorate of Data Systems and Statistics, Comptroller of the Air Force.

DOWNGRADED AT 3 YEAR INTERVALS;
DECLASSIFIED AFTER 12 YEARS.
DOD DIR. 5200.10

[redacted]

MODEL, AND SERIES, WORLD-WIDE, SEMIANNUALLY — FY 1962 (Continued)

LOSSES												
		Beyond Economical Repair										
Diversion		Accidents		Museum or School	Natural Phenomena	Tested to Destruction	Mission		Failure			TYPE, MODEL, AND SERIES
USN	Other	Flying	Ground				Incomplete	Complete	Operational	Retrieve	Recover Capabilities	
through 31 December 1961) (Continued)												
												DRONES (Continued)
42	-	1	-	-	-	17	-	-	23	-	-	Q-2C
-	-	-	-	4	-	-	-	-	-	-	-	XQ-4B
-	-	-	-	-	-	-	-	-	-	-	-	GLIDER - TOTAL
-	-	-	-	-	-	-	-	-	-	-	-	TS-1A
-	-	-	-	-	-	-	-	-	-	-	-	S-2A
1962 through 30 June 1962)												
-	1	1	2	6	-	30	6	58	2	1	-	MISSILE - TOTAL
-	-	-	-	-	-	-	-	-	-	-	-	M-61C
-	1	-	1	-	-	-	-	15	-	-	-	M-65D
-	-	-	-	-	-	-	-	2	-	-	-	M-65E
-	-	-	-	-	-	-	1	-	-	-	-	M-65F
-	-	-	1	-	-	-	1	2	-	-	-	M-68
-	-	-	-	-	-	-	-	1	-	-	-	XM-68
-	-	-	-	-	-	-	-	1	-	-	-	XM-68B
-	-	-	-	4	-	-	-	-	-	-	-	M-72
-	-	-	-	-	-	7	2	2	2	-	-	M-72A
-	-	-	-	-	-	-	-	13	-	-	-	M-75
-	-	-	-	-	-	1	1	-	1	-	-	M-76A
-	-	-	-	-	-	4	-	2	-	-	-	M-76B
-	-	1	-	-	-	8	-	-	-	-	-	M-77
-	-	-	-	-	-	4	-	1	-	-	-	M-77A
-	-	-	-	-	-	-	-	-	-	-	-	M-78
-	-	-	-	-	-	-	1	7	-	-	-	XM-80
-	-	-	-	-	-	-	-	1	-	-	-	M-81
-	-	-	-	-	-	-	-	11	-	-	-	XM-81
-	-	-	-	2	-	-	-	-	-	-	-	XM-99
-	-	-	-	-	-	6	-	-	-	-	-	M-99B
65	32	1	-	-	-	18	7	1	-	3	4	DRONE - TOTAL
-	-	-	-	-	-	2	2	-	-	-	-	QB-47E
-	-	-	-	-	-	6	-	-	-	-	-	QF-80F
-	-	1	-	-	-	-	-	-	-	-	-	QF-104A
65	32	-	-	-	-	10	5	1	-	3	4	Q-2C
-	-	-	-	-	-	-	-	-	-	-	-	GLIDER - TOTAL
-	-	-	-	-	-	-	-	-	-	-	-	S-2A

DOWNGRADED AT 3 YEAR INTERVALS;
DECLASSIFIED AFTER 12 YEARS.
DOD DIR. 5200.10

PROPULSION UNITS

INTRODUCTION

Data on production and inventory of aircraft, missile, and drone engines are presented in this section. Engine production data are obtained under the provisions of AFR 70-11, dated 4 October 1957, while engine inventory data are obtained under the provisions of AFR 65-20, dated 26 June 1958.

DEFINITIONS

ACCEPTANCES - A propulsion unit that has been shop-assembled and fully inspected by authorized USAF or Navy plant representatives, and for which the title, responsibility, and accountability have been assumed by the contracting agency or recipient.

INSTALLED ENGINE - Serviceable or reparable propulsion units that are either physically mounted on aircraft, missile or drone or undergoing organizational maintenance for reinstallation in an aircraft, missile, or drone.

REPARABLE ENGINE - A propulsion unit operationally unsuitable for installation requiring depot overhaul, field maintenance, or Technical Order Compliance or modification (grounding TOC). Also, one used for Unsatisfactory Reported (U.R.) exhibit, calibration or test, or engineering evaluation.

SERVICEABLE ENGINE - A propulsion unit determined to be operationally suitable for installation, including units requiring or undergoing build-up, organizational maintenance, TOC or modification other than ground TOC, and those ready for use.

UNINSTALLED ENGINE (formerly designated as SPARE) - A propulsion unit available for distribution or installation, with or without controls or built-up accessories which convert it to a power pack.

TABLE 47 — USAF PROPULSION UNIT ACCEPTANCES BY TYPE AND RECIPIENT - FY 1962

(Excludes experimental, remanufactured, and mock-up engine production)

TYPE	TOTAL	USAF	USAF FOR US ARMY	USAF FOR US NAVY
TOTAL	5,607	3,678	377	1,552
JET - TOTAL	3,825	3,320	-	505
RJ-43	386	386	-	-
J-52	299	299	-	-
J-57	364	364	-	-
J-60	204	204	-	-
J-69	370	370	-	-
J-75	219	219	-	-
J-79	773	a/ 268	-	505
J-85	612	612	-	-
JT-3D	4	4	-	-
TF-33	594	594	-	-
TURBO-PROP - TOTAL	1,516	358	377	781
T-50	64	-	-	64
T-53	346	24	322	-
T-55	55	-	55	-
T-56	677	334	-	343
T-58	374	-	-	374
RECIPROCATING - TOTAL	266	-	-	266
R-1820	264	-	-	264
R-3350	2	-	-	2

a/ Includes 130 J-79's for MAP.

Source: Statistics and Reports Division, Directorate of Data Systems and Statistics, Comptroller of the Air Force.

DOWNGRADED AT 3 YEAR INTERVALS;
DECLASSIFIED AFTER 12 YEARS.
DOD DIR. 5200.10

[redacted]

TABLE 48 — USAF PROPULSION UNIT ACCEPTANCES OF MODELS IN PRODUCTION BY MANUFACTURER, BY MONTH - FY 1962

MANUFACTURER AND MODEL DESIGNATION	UTILIZATION	TOTAL ACCEPTED TO DATE	TOTAL ACCEPTED PRIOR TO 1 JUL 61	TOTAL	ACCEPTANCE FOR FY 1962											
					Jul (1961)	Aug	Sep	Oct	Nov	Dec	Jan (1962)	Feb	Mar	Apr	May	Jun
ALL SERVICE - TOTAL				5,607	425	395	460	481	509	504	506	502	488	449	482	406
	USAF FOR US AIR FORCE															
TOTAL a/				3,548	298	242	295	323	343	311	320	317	295	268	303	233
Allison - Total				334	26	23	23	25	27	37	37	28	24	25	31	28
T56-A-7	SC/C-130B/E	936	602	334	26	23	23	25	27	37	37	28	24	25	31	28
Continental A and E - Total				370	23	13	21	30	40	41	38	38	34	40	39	13
J69-T-25	T-37A/B	665	533	132	12	-	-	6	12	16	16	16	13	18	19	4
Y/J69-T-29	XQ-Q-2C	548	310	238	11	13	21	24	28	25	22	22	21	22	20	9
General Electric - Total				750	69	70	74	77	77	73	67	64	51	44	43	41
J79-GE-5B	B-58A	277	139	138	14	16	16	17	15	15	14	14	8	3	3	3
J85-GE-5	T-38A	515	110	405	26	26	29	32	33	33	33	36	38	41	40	38
J85-GE-7	X/GAM-72A	571	364	207	29	28	29	28	29	25	20	14	5	(Complete)		
Lycoming - Total				24	3	-	-	-	-	-	-	-	-	9	6	6
T53-L-1B	H-43B	180	156	24	3	-	-	-	-	-	-	-	-	9	6	6
Marquardt Aircraft Co. -Total				386	36	36	36	36	36	36	36	36	24	24	25	25
RJ43-MA-11	X-IM-99B	558	172	386	36	36	36	36	36	36	36	36	24	24	25	25
Pratt and Whitney - Total				1,684	141	100	141	155	163	124	142	151	162	126	159	120
J52-P-3	X/GAM-77/A	650	351	299	20	13	26	26	30	21	24	26	29	28	28	28
J57-P-55	F-101B	858	832	26	-	-	-	-	5	5	5	5	5	1	(Complete)	
J57-P-59W	RC/KC/C-135/A	1,862	1,524	338	25	21	15	27	31	20	28	33	42	26	35	35
J60-P-3/3A	T-39A/B	228	70	158	16	13	11	11	11	10	12	15	13	12	17	17
J60-P-5	VC/C-140	66	20	46	3	3	8	5	12	2	1	2	5	2	2	1
J75-P-19W	F-105D	554	335	219	17	9	17	20	11	10	19	19	19	23	30	25
JT-3D-3W	VC-137C	4	-	4	-	-	-	-	-	-	-	2	2	-	-	-
TF33-P-3	B-52H	934	488	446	60	40	60	66	54	54	45	28	21	6	5	7
TF33-P-5	KC/C-135B	147	-	147	-	1	4	-	9	2	8	21	26	28	42	6
TF33-P-7	C-141A	1	-	1	-	-	-	-	-	-	-	-	-	-	-	1
	USAF FOR MILITARY ASSISTANCE PROGRAM (MAP)															
TOTAL				130	4	24	16	5	2	2	5	8	9	13	17	25
J79-GE-11A	RF/F-104G	160	30	130	4	24	16	5	2	2	5	8	9	13	17	25

[redacted]

DOWNGRADED AT 3 YEAR INTERVALS;
DECLASSIFIED AFTER 12 YEARS.
DOD DIR. 5200.10

[redacted]

	USAF FOR US ARMY															
TOTAL				377	29	29	30	28	32	36	28	28	32	31	36	38
Lycoming - Total				377	29	29	30	28	32	36	28	28	32	31	36	38
YT/T53-L-3	Y/AO-1F	375	227	148	12	12	12	10	12	20	12	12	14	10	11	11
T53-L-5	HU-1B ?	172	73	99	15	15	15	15	15	12	12	(Complete)				
T53-L-9/11	HU-1B/D	75	-	75	-	-	-	-	-	-	-	12	12	15	17	19
Y/T55-L-5	Y/HC-1B	75	20	55	2	2	3	3	5	4	4	4	6	6	8	8
	USAF FOR US NAVY															
TOTAL				1,552	94	100	119	125	132	155	153	149	152	137	126	110
Allison - Total				343	22	24	29	29	29	32	28	31	31	33	29	26
T56-A-7	C-130B	314	116	198	16	17	21	21	21	21	17	17	17	13	10	7
T56-A-8	W2F-1	35	21	14	1	1	1	1	1	1	2	1	1	2	1	1
T56-A-10W	P3V-1	164	33	131	5	6	7	7	7	10	9	13	13	18	18	18
Boeing - Total				64	3	4	5	5	5	6	6	6	6	6	6	6
T50-BO-4	DSN-3	78	14	64	3	4	5	5	5	6	6	6	6	6	6	6
General Electric - Total				879	49	56	67	68	72	88	88	83	86	79	78	65
J79-GE-8	F4H-1, A3J-1	689	184	505	28	35	35	36	37	52	48	45	52	45	46	46
T58-GE-8/B/C	HSS-2HU2K-1, HRB-1	510	136	374	21	21	32	32	35	36	40	38	34	34	32	19
Wright-Aero - Total				266	20	16	18	23	26	29	31	29	29	19	13	13
R-1820-82A/WA	S2F-1/3, WF-2	541	392	149	11	10	11	13	13	13	13	13	13	13	13	13
R-1820-84/84A	HSS-1,HUS-1/1A	254	145	109	7	6	7	10	11	14	16	16	16	6	-	-
R-1820-84B	HSS-1N, HUS-1/N	148	142	6	-	-	-	-	2	2	2	(Complete)				
R-3350-32W	P5M2, P2V-5/7	1,280	1,278	2	2	(Complete)										
	SOLID PROPELLANT ROCKET ENGINES (Not Included in Above Totals)															
TOTAL				5,034	243	243	267	504	472	420	159	611	532	580	495	508
Thiokol																
M16-E-3	TM-76B	21	4	17	2	2	2	2	-	2	2	-	-	-	1	4
M46	GAR-3A/4A	68	-	68	-	-	-	-	-	-	-	-	-	-	-	68
Redstone Arsenal																
XM-60	GAR-11	1,894	741	1,153	100	102	121	-	124	50	157	138	93	143	113	12
Army Ordnance																
M58-A-2	GAR-1D/2/2A	26,099	22,303	3,796	141	139	144	502	348	368	-	473	439	437	381	424

a/ Excludes experimental engine used in engine test only, remanufactured, and mock-up engine production.

Source: Statistics and Reports Division, Directorate of Data Systems and Statistics, Comptroller of the Air Force.

DOWNGRADED AT 3 YEAR INTERVALS;
DECLASSIFIED AFTER 12 YEARS.
DOD DIR. 5200.10

[redacted]

[redacted]

TABLE 49 — USAF PROPULSION UNITS BY ACCOUNT, BY MAJOR TYPE, BY STATUS, WORLD-WIDE, SEMIANNUALLY - FY 1962

ACCOUNT AND MAJOR TYPE	31 DECEMBER 1961					30 JUNE 1962				
	Total	Installed Total	Uninstalled			Total	Installed Total	Uninstalled		
			Total	Serviceable	Reparable			Total	Serviceable	Reparable
TOTAL	72,626	44,343	28,283	13,489	14,794	71,392	44,988	26,404	13,751	12,653
JET - TOTAL	42,199	26,988	15,211	6,559	8,652	41,329	27,376	13,953	6,690	7,263
RAM JET - TOTAL	787	661	126	114	12	926	739	187	169	18
TURBO-PROP - TOTAL	2,708	1,484	1,224	681	543	2,807	1,561	1,246	729	517
LIQUID ROCKET - TOTAL	1,227	721	506	269	237	1,855	1,044	811	547	264
RECIPROCATING - TOTAL	25,705	14,489	11,216	5,866	5,350	24,475	14,268	10,207	5,616	4,591
US AIR FORCE - TOTAL	64,630	40,181	24,449	11,210	13,239	62,827	40,608	22,219	11,236	10,983
Jet	39,148	25,820	13,328	5,356	7,972	37,971	25,993	11,978	5,505	6,473
Ram Jet	731	659	72	70	2	840	738	102	91	11
Turbo-Prop	2,538	1,466	1,072	568	504	2,570	1,518	1,052	577	475
Liquid Rocket	590	325	265	119	146	1,022	636	386	205	181
Reciprocating	21,623	11,911	9,712	5,097	4,615	20,424	11,723	8,701	4,858	3,843
GOVERNMENT FURNISHED PROPERTY - TOTAL	478	331	147	121	26	851	505	346	284	62
Jet	143	74	69	60	9	441	245	196	175	21
Turbo-Prop	3	-	3	-	3	2	-	2	1	1
Reciprocating	332	257	75	61	14	408	260	148	108	40
GOVERNMENT FURNISHED AIRCRAFT EQUIPMENT - TOTAL	1,838	560	1,278	1,219	59	1,887	509	1,378	1,337	41
Jet	1,101	154	947	915	32	864	66	798	775	23
Ram Jet	46	1	45	43	2	74	-	74	71	3
Turbo-Prop	123	9	114	111	3	184	32	152	148	4
Liquid Rocket	567	396	171	149	22	759	407	352	342	10
Reciprocating	1	-	1	1	-	6	4	2	1	1
BAILMENT - TOTAL	807	391	416	75	341	860	398	462	94	368
Jet	260	156	104	55	49	293	152	141	61	80
Ram Jet	1	-	1	1	-	7	-	7	7	-
Turbo-Prop	15	9	6	2	4	16	11	5	1	4
Reciprocating	531	226	305	17	288	544	235	309	25	284
GROUND TRAINING - TOTAL	699	42	657	9	648	681	54	627	9	618
Jet	399	23	376	8	368	394	32	362	7	355
Ram Jet	9	1	8	-	8	5	1	4	-	4
Turbo-Prop	28	-	28	-	28	34	-	34	1	33
Liquid Rocket	64	-	64	-	64	59	-	59	-	59
Reciprocating	199	18	181	1	180	189	21	168	1	167
AIR FORCE RESERVE - TOTAL	1,874	1,396	478	437	41	1,793	1,329	464	414	50
Jet	7	7	-	-	-	1	1	-	-	-
Liquid Rocket	-	-	-	-	-	1	1	-	-	-
Reciprocating	1,867	1,389	478	437	41	1,791	1,327	464	414	50
AIR NATIONAL GUARD - TOTAL	1,486	1,099	387	291	96	1,868	1,413	455	312	143
Jet	981	752	229	153	76	1,161	887	274	149	125
Reciprocating	505	347	158	138	20	707	526	181	163	18
DEPARTMENT OF ARMY - TOTAL	2	-	2	-	2	4	4	-	-	-
Turbo-Prop	1	-	1	-	1	-	-	-	-	-
Reciprocating	1	-	1	-	1	4	4	-	-	-

DOWNGRADED AT 3 YEAR INTERVALS; DECLASSIFIED AFTER 12 YEARS. DOD DIR. 5200.10

[redacted]

TABLE 49 — USAF PROPULSION UNITS BY ACCOUNT, BY MAJOR TYPE, BY STATUS, WORLD-WIDE, SEMIANNUALLY - FY 1962 (CONTINUED)

ACCOUNT AND MAJOR TYPE	31 DECEMBER 1961					30 JUNE 1962				
	Total	Installed Total	Uninstalled			Total	Installed Total	Uninstalled		
			Total	Serviceable	Reparable			Total	Serviceable	Reparable
PROPULSION UNITS - (Continued)										
DEPARTMENT OF NAVY - TOTAL	12	6	6	-	6	96	16	80	6	74
Reciprocating	12	6	6	-	6	96	16	80	6	74
MILITARY ASSISTANCE PROGRAM -										
TOTAL	19	3	16	3	13	32	16	16	16	-
Jet	4	2	2	2	-	2	-	2	2	-
Turbo-Prop	-	-	-	-	-	1	-	1	1	-
Liquid Rocket	6	-	6	1	5	-	-	-	-	-
Reciprocating	9	1	8	-	8	29	16	13	13	-
EXCESS - TOTAL	781	334	447	124	323	493	136	357	43	314
Jet	156	-	156	10	146	202	-	202	16	186
Liquid Rocket	-	-	-	-	-	14	-	14	-	14
Reciprocating	625	334	291	114	177	277	136	141	27	114

Source: Statistics and Reports Division, Directorate of Data Systems and Statistics, Comptroller of the Air Force

TABLE 50 — USAF PROPULSION UNITS BY MAJOR TYPE, BY MODEL, BY STATUS, WORLD-WIDE, SEMIANNUALLY - FY 1962

MAJOR TYPE AND MODEL	31 DECEMBER 1961					30 JUNE 1962				
	Total	Installed Total	Uninstalled			Total	Installed Total	Uninstalled		
			Total	Serviceable	Reparable			Total	Serviceable	Reparable
TOTAL	72,626	44,343	28,283	13,489	14,794	71,392	44,988	26,404	13,751	12,653
JET - TOTAL	42,199	26,988	15,211	6,559	8,652	41,329	27,376	13,953	6,690	7,263
JT-3	24	11	13	1	12	28	12	16	11	5
J33	4,945	2,867	2,078	766	1,312	4,389	2,645	1,744	612	1,132
J35	1,050	598	452	102	350	971	561	410	36	374
J44	39	19	20	8	12	39	20	19	7	12
J47	12,455	8,036	4,419	1,160	3,259	11,742	7,907	3,835	1,519	2,316
J48	4	-	4	4	-	-	-	-	-	-
J52	460	267	193	150	43	603	414	189	140	49
J57	14,367	10,194	4,173	2,453	1,720	14,240	10,098	4,142	2,550	1,592
J60	214	68	146	93	53	312	122	190	119	71
J65	2,108	974	1,134	364	770	1,919	952	967	405	562

DOWNGRADED AT 3 YEAR INTERVALS;
DECLASSIFIED AFTER 12 YEARS.
DOD DIR. 5200.10

[redacted]

TABLE 50 — USAF PROPULSION UNITS BY MAJOR TYPE, BY MODEL, BY STATUS, WORLD-WIDE, SEMIANNUALLY - FY 1962 (CONTINUED)

MAJOR TYPE AND MODEL	31 DECEMBER 1961					30 JUNE 1962				
	Total	Installed Total	Uninstalled			Total	Installed Total	Uninstalled		
			Total	Serviceable	Reparable			Total	Serviceable	Reparable
PROPULSION UNITS - (Continued)										
JETS - (Continued)										
J69	1,836	1,375	461	319	142	1,868	1,398	470	250	220
J71	719	377	342	42	300	625	378	247	92	155
J73	321	151	170	36	134	296	145	151	51	100
J75	986	540	446	253	193	1,135	605	530	381	149
J79	905	455	450	282	168	911	497	414	205	209
J85	914	591	323	178	145	1,153	804	349	123	226
TF33	852	465	387	348	39	1,098	818	280	189	91
RAM JET - TOTAL	787	661	126	114	12	926	739	187	169	18
RJ43	786	661	125	113	12	925	739	186	168	18
RJ47	1	-	1	1	-	1	-	1	1	-
TURBO-PROP - TOTAL	2,708	1,484	1,224	681	543	2,807	1,561	1,246	729	517
T34	428	184	244	80	164	429	191	238	68	170
T53	160	88	72	28	44	174	93	81	32	49
T54	3	-	3	-	3	3	-	3	-	3
T55	1	-	1	-	1	1	-	1	1	-
T56	2,116	1,212	904	573	331	2,200	1,277	923	628	295
LIQUID ROCKET - TOTAL	1,227	721	506	269	237	1,855	1,044	811	547	264
LR3	20	-	20	2	18	24	-	24	4	20
LR79	73	27	46	20	26	87	45	42	25	17
LR87	62	6	56	51	5	124	78	46	34	12
LR89	271	213	58	36	22	438	267	171	126	45
LR91	64	5	59	53	6	124	76	48	34	14
LR101	541	333	208	84	124	776	412	364	245	119
LR105	183	135	48	22	26	277	166	111	79	32
V1	13	2	11	1	10	5	-	5	-	5
RECIPROCATING - TOTAL	25,705	14,489	11,216	5,866	5,350	24,475	14,268	10,207	5,616	4,591
0290	21	13	8	-	8	17	11	6	-	6
0335	8	1	7	2	5	1	-	1	-	1
0470	567	254	313	27	286	559	265	294	19	275
0480	3	1	2	-	2	1	1	-	-	-
R755	2	-	2	-	2	3	1	2	-	2
R985	482	233	249	203	46	421	199	222	177	45
R1300	879	500	379	110	269	838	458	380	90	290
R1340	113	19	94	53	41	99	25	74	54	20
R1820	746	400	346	188	158	750	435	315	191	124
R1830	3,989	2,034	1,955	825	1,130	3,490	1,946	1,544	833	711
R2000	2,057	1,273	784	517	267	2,008	1,230	778	433	345
R2600	94	3	91	85	6	5	2	3	-	3
R2800	3,205	2,273	932	614	318	3,224	2,256	968	591	377
R3350	2,666	1,539	1,127	569	558	2,664	1,527	1,137	689	448
R4360	10,813	5,910	4,903	2,657	2,246	10,333	5,871	4,462	2,534	1,928
G0480	38	23	15	9	6	41	29	12	1	11
GS0480	7	4	3	3	-	6	3	3	1	2
V0435	5	3	2	2	-	5	3	2	1	1
V1650	2	2	-	-	-	2	2	-	-	-
972TC18	8	4	4	2	2	8	4	4	2	2

Source: Statistics and Reports Division, Directorate of Data Systems and Statistics, Comptroller of the Air Force

DOWNGRADED AT 3 YEAR INTERVALS;
DECLASSIFIED AFTER 12 YEARS.
DOD DIR. 5200.10

[redacted]

TABLE 51 — USAF PROPULSION UNITS BY ACCOUNT, BY TYPE, BY STATUS, WORLD-WIDE, SEMIANNUALLY - FY 1962

ACCOUNT AND TYPE	30 DECEMBER 1961					30 JUNE 1962				
	Total	Installed Total	Uninstalled			Total	Installed Total	Uninstalled		
			Total	Serviceable	Reparable			Total	Serviceable	Reparable
PROPULSION UNITS - TOTAL	72,626	44,343	28,283	13,489	14,794	71,392	44,988	26,404	13,751	12,653
USAF - TOTAL	64,630	40,181	24,449	11,210	13,239	62,827	40,608	22,219	11,236	10,983
Jet - Total	39,148	25,820	13,328	5,356	7,972	37,971	25,993	11,978	5,505	6,473
JT3	24	11	13	1	12	24	12	12	7	5
J33	4,719	2,758	1,961	711	1,250	4,111	2,510	1,601	548	1,053
J35	737	346	391	70	321	593	236	357	22	335
J44	39	19	20	8	12	39	20	19	7	12
J47	11,994	7,883	4,111	1,092	3,019	11,218	7,746	3,472	1,450	2,022
J52	313	262	51	27	24	488	412	76	45	31
J57	13,880	9,953	3,927	2,357	1,570	13,419	9,713	3,706	2,283	1,423
J60	131	64	67	23	44	228	122	106	44	62
J65	1,902	847	1,055	320	735	1,720	829	891	365	526
J69	1,651	1,295	356	216	140	1,716	1,378	338	121	217
J71	693	377	316	40	276	606	378	228	90	138
J73	251	104	147	28	119	187	80	107	35	72
J75	866	531	335	159	176	943	593	350	224	126
J79	723	425	298	156	142	748	452	296	112	184
J85	677	513	164	65	99	1,015	742	273	88	185
TF33	548	432	116	83	33	916	770	146	64	82
Ram Jet - Total	731	659	72	70	2	840	738	102	91	11
RJ43	730	659	71	69	2	839	738	101	90	11
RJ47	1	-	1	1	-	1	-	1	1	-
Turbo-Prop - Total	2,538	1,466	1,072	568	504	2,570	1,518	1,052	577	475
T34	428	184	244	80	164	428	191	237	67	170
T53	132	81	51	18	33	133	82	51	11	40
T55	1	-	1	-	1	1	-	1	1	-
T56	1,977	1,201	776	470	306	2,008	1,245	763	498	265
Liquid Rocket - Total	590	325	265	119	146	1,022	636	386	205	181
LR3	18	-	18	2	16	20	-	20	4	16
LR79	39	12	27	5	22	38	14	24	8	16
LR87	48	6	42	40	2	99	77	22	16	6
LR89	113	98	15	6	9	235	162	73	42	31
LR91	49	5	44	43	1	101	75	26	18	8
LR101	229	137	92	18	74	392	216	176	92	84
LR105	84	65	19	4	15	135	92	43	25	18
V1	10	2	8	1	7	2	-	2	-	2
Reciprocating - Total	21,623	11,911	9,712	5,097	4,615	20,424	11,723	8,701	4,858	3,843
0290	5	3	2	-	2	1	1	-	-	-
0335	4	1	3	2	1	-	-	-	-	-
0470	137	85	52	16	36	111	87	24	2	22
0480	3	1	2	-	2	1	1	-	-	-
R985	394	177	217	200	17	349	148	201	177	24
R1300	662	412	250	109	141	674	385	289	86	203
R1340	101	18	83	53	30	81	20	61	53	8
R1820	556	290	266	131	135	526	307	219	113	106
R1830	3,768	1,881	1,887	771	1,116	3,239	1,786	1,453	764	689
R2000	2,003	1,265	738	513	225	1,877	1,176	701	416	285
R2600	1	1	-	-	-	-	-	-	-	-
R2800	2,763	1,927	836	577	259	2,934	2,097	837	565	272
R3350	1,490	691	799	299	500	1,530	698	832	428	404

DOWNGRADED AT 3 YEAR INTERVALS;
DECLASSIFIED AFTER 12 YEARS.
DOD DIR. 5200.10

[redacted]

TABLE 51 — USAF PROPULSION UNITS BY ACCOUNT, BY TYPE, BY STATUS, WORLD-WIDE, SEMIANNUALLY - FY 1962 (CONTINUED)

ACCOUNT AND TYPE	30 DECEMBER 1961					30 JUNE 1962				
	Total	Installed Total	Uninstalled			Total	Installed Total	Uninstalled		
			Total	Serviceable	Reparable			Total	Serviceable	Reparable
USAF (Continued)										
Reciprocating (Continued)										
R4360	9,678	5,125	4,553	2,410	2,143	9,041	4,978	4,063	2,249	1,814
G0480	38	23	15	9	6	41	29	12	1	11
GS0480	7	4	3	3	-	6	3	3	1	2
V0435	5	3	2	2	-	5	3	2	1	1
972TC18	8	4	4	2	2	8	4	4	2	2
GOVERNMENT FURNISHED PROPERTY - TOTAL	478	331	147	121	26	851	505	346	284	62
Jet - Total	143	74	69	60	9	441	245	196	175	21
J33	23	20	3	1	2	26	17	9	9	-
J35	2	-	2	2	-	1	-	1	1	-
J47	27	20	7	5	2	32	13	19	13	6
J57	13	8	5	5	-	285	162	123	117	6
J60	1	-	1	1	-	-	-	-	-	-
J65	6	4	2	2	-	6	3	3	2	1
J75	1	1	-	-	-	1	1	-	-	-
J79	68	19	49	44	5	73	39	34	26	8
J85	2	2	-	-	-	8	2	6	6	-
TF33	-	-	-	-	-	9	8	1	1	-
Turbo-Prop - Total	3	-	3	-	3	2	-	2	1	1
T56	3	-	3	-	3	2	-	2	1	1
Reciprocating - Total	332	257	75	61	14	408	260	148	108	40
0470	7	1	6	5	1	7	2	5	5	-
R985	1	-	1	-	1	-	-	-	-	-
R1340	-	-	-	-	-	5	4	1	1	-
R1820	-	-	-	-	-	15	1	14	9	5
R1830	1	-	1	1	-	12	-	12	12	-
R2000	8	5	3	2	1	88	48	40	15	25
R2800	46	40	6	4	2	27	21	6	4	2
R3350	1	-	1	1	-	8	-	8	8	-
R4360	268	211	57	48	9	246	184	62	54	8
GOVERNMENT FURNISHED AIRCRAFT EQUIPMENT - TOTAL	1,838	560	1,278	1,219	59	1,887	509	1,378	1,337	41
Jet - Total	1,101	154	947	915	32	864	66	798	775	23
JT3	-	-	-	-	-	4	-	4	4	-
J33	25	-	25	25	-	-	-	-	-	-
J52	123	-	123	123	-	96	1	95	95	-
J57	57	-	57	57	-	110	-	110	110	-
J60	77	4	73	69	4	78	-	78	75	3
J69	173	72	101	101	-	139	11	128	128	-
J75	93	2	91	89	2	153	-	153	153	-
J79	80	-	80	79	1	58	-	58	58	-
J85	199	67	132	107	25	101	53	48	28	20
TF33	274	9	265	265	-	125	1	124	124	-
Ram Jet - Total	46	1	45	43	2	74	-	74	71	3
RJ43	46	1	45	43	2	74	-	74	71	3
Turbo-Prop - Total	123	9	114	111	3	184	32	152	148	4
T53	18	5	13	10	3	30	8	22	19	3
T56	105	4	101	101	-	154	24	130	129	1

[redacted]

DOWNGRADED AT 3 YEAR INTERVALS;
DECLASSIFIED AFTER 12 YEARS.
DOD DIR. 5200.10

TABLE 51 — USAF PROPULSION UNITS BY ACCOUNT, BY TYPE, BY STATUS, WORLD-WIDE, SEMIANNUALLY - FY 1962 (CONTINUED)

ACCOUNT AND TYPE	30 DECEMBER 1961					30 JUNE 1962				
	Total	Installed Total	Uninstalled			Total	Installed Total	Uninstalled		
			Total	Serviceable	Reparable			Total	Serviceable	Reparable
GOVERNMENT FURNISHED AIRCRAFT EQUIPMENT (Continued)										
Liquid Rocket - Total	567	396	171	149	22	759	407	352	342	10
LR79	30	15	15	15	-	48	31	17	17	-
LR87	11	-	11	11	-	19	1	18	18	-
LR89	147	115	32	30	2	191	105	86	84	2
LR91	11	-	11	10	1	17	1	16	16	-
LR101	277	196	81	65	16	356	196	160	153	7
LR105	91	70	21	18	3	128	73	55	54	1
Reciprocating - Total	1	-	1	1	-	6	4	2	1	1
R1300	-	-	-	-	-	1	-	1	-	1
R1820	-	-	-	-	-	4	4	-	-	-
R4360	1	-	1	1	-	1	-	1	1	-
BAILMENT - TOTAL	807	391	416	75	341	860	398	462	94	368
Jet - Total	260	156	104	55	49	293	152	141	61	80
J33	10	6	4	1	3	38	5	33	6	27
J35	-	-	-	-	-	2	-	2	-	2
J47	59	22	37	32	5	78	19	59	37	22
J52	12	4	8	-	8	9	1	8	-	8
J57	67	63	4	2	2	52	49	3	2	1
J65	14	8	6	3	3	8	6	2	2	-
J69	8	7	1	1	-	10	9	1	-	1
J71	11	-	11	-	11	6	-	6	-	6
J73	4	-	4	2	2	2	1	1	-	1
J75	12	6	6	5	1	16	11	5	4	1
J79	13	8	5	3	2	18	6	12	9	3
J85	26	8	18	6	12	14	6	8	1	7
TF33	24	24	-	-	-	40	39	1	-	1
Ram Jet - Total	1	-	1	1	-	7	-	7	7	-
RJ43	1	-	1	1	-	7	-	7	7	-
Turbo-Prop - Total	15	9	6	2	4	16	11	5	1	4
T53	3	2	1	-	1	4	3	1	1	-
T54	3	-	3	-	3	3	-	3	-	3
T56	9	7	2	2	-	9	8	1	-	1
Reciprocating - Total	531	226	305	17	288	544	235	309	25	284
0290	15	9	6	-	6	15	9	6	-	6
0470	421	167	254	6	248	439	175	264	12	252
R755	2	-	2	-	2	3	1	2	-	2
R985	29	17	12	1	11	32	19	13	-	13
R1300	2	1	1	-	1	1	-	1	-	1
R1830	9	2	7	1	6	11	-	11	4	7
R2000	12	1	11	2	9	9	4	5	2	3
R2800	19	15	4	3	1	14	11	3	3	-
R3350	4	4	-	-	-	1	1	-	-	-
R3460	18	10	8	4	4	19	15	4	4	-
GROUND TRAINING - TOTAL	699	42	657	9	648	681	54	627	9	618
Jet - Total	399	23	376	8	368	394	32	362	7	355
J33	35	6	29	5	24	45	18	27	5	22
J35	15	-	15	-	15	8	-	8	-	8
J47	113	12	101	1	100	96	11	85	-	85
J52	12	1	11	-	11	9	-	9	-	9

685559 O - 63 - 11

[redacted]

DOWNGRADED AT 3 YEAR INTERVALS;
DECLASSIFIED AFTER 12 YEARS.
DOD DIR. 5200.10

[redacted]

TABLE 51 — USAF PROPULSION UNITS BY ACCOUNT, BY TYPE, BY STATUS, WORLD-WIDE, SEMIANNUALLY - FY 1962 (CONTINUED)

ACCOUNT AND TYPE	30 DECEMBER 1961					30 JUNE 1962				
	Total	Installed Total	Uninstalled			Total	Installed Total	Uninstalled		
			Total	Serviceable	Reparable			Total	Serviceable	Reparable
GROUND TRAINING (Continued)										
Jet (Continued)										
J57	136	3	133	-	133	145	2	143	-	143
J60	5	-	5	-	5	6	-	6	-	6
J65	21	-	21	-	21	17	-	17	-	17
J69	2	-	2	-	2	2	-	2	-	2
J71	14	-	14	2	12	13	-	13	2	11
J75	14	-	14	-	14	21	-	21	-	21
J79	17	-	17	-	17	14	-	14	-	14
J85	9	1	8	-	8	10	1	9	-	9
TF33	6	-	6	-	6	8	-	8	-	8
Ram Jet - Total	9	1	8	-	8	5	1	4	-	4
RJ43	9	1	8	-	8	5	1	4	-	4
Turbo-Prop - Total	28	-	28	-	28	34	-	34	1	33
T34	-	-	-	-	-	1	-	1	1	-
T53	6	-	6	-	6	6	-	6	-	6
T56	22	-	22	-	22	27	-	27	-	27
Liquid Rocket - Total	64	-	64	-	64	59	-	59	-	59
LR79	3	-	3	-	3	1	-	1	-	1
LR87	3	-	3	-	3	6	-	6	-	6
LR89	11	-	11	-	11	10	-	10	-	10
LR91	4	-	4	-	4	6	-	6	-	6
LR101	32	-	32	-	32	25	-	25	-	25
LR105	8	-	8	-	8	8	-	8	-	8
V1	3	-	3	-	3	3	-	3	-	3
Reciprocating - Total	199	18	181	1	180	189	21	168	1	167
0290	1	1	-	-	-	1	1	-	-	-
R985	9	-	9	-	9	5	-	5	-	5
R1300	15	-	15	-	15	15	-	15	-	15
R1340	3	1	2	-	2	3	1	2	-	2
R1820	9	-	9	1	8	9	-	9	1	8
R1830	5	5	-	-	-	7	7	-	-	-
R2000	29	2	27	-	27	29	2	27	-	27
R2600	4	2	2	-	2	4	2	2	-	2
R2800	34	6	28	-	28	34	7	27	-	27
R3350	16	-	16	-	16	14	-	14	-	14
R4360	73	-	73	-	73	67	-	67	-	67
V1650	1	1	-	-	-	1	1	-	-	-
AIR FORCE RESERVE - TOTAL	1,874	1,396	478	437	41	1,793	1,329	464	414	50
Jet - Total	7	7	-	-	-	1	1	-	-	-
J33	-	-	-	-	-	1	1	-	-	-
J47	6	6	-	-	-	-	-	-	-	-
J57	1	1	-	-	-	-	-	-	-	-
Liquid Rocket - Total	-	-	-	-	-	1	1	-	-	-
LR105	-	-	-	-	-	1	1	-	-	-
Reciprocating - Total	1,867	1,389	478	437	41	1,791	1,327	464	414	50
0470	1	1	-	-	-	1	1	-	-	-
R1820	51	28	23	19	4	43	28	15	11	4
R1830	76	61	15	14	1	87	68	19	14	5

[redacted]

DOWNGRADED AT 3 YEAR INTERVALS;
DECLASSIFIED AFTER 12 YEARS.
DOD DIR. 5200.10

TABLE 51 — USAF PROPULSION UNITS BY ACCOUNT, BY TYPE, BY STATUS, WORLD-WIDE, SEMIANNUALLY - FY 1962 (CONTINUED)

ACCOUNT AND TYPE	30 DECEMBER 1961					30 JUNE 1962				
	Total	Installed Total	Uninstalled			Total	Installed Total	Uninstalled		
			Total	Serviceable	Reparable			Total	Serviceable	Reparable
AIR FORCE RESERVE (Continued)										
Reciprocating (Continued)										
R2800	120	93	27	27	-	109	91	18	17	1
R3350	1,010	752	258	230	28	957	721	236	216	20
R4360	609	454	155	147	8	594	418	176	156	20
AIR NATIONAL GUARD - TOTAL	1,486	1,099	387	291	96	1,868	1,413	455	312	143
Jet - Total	981	752	229	153	76	1,161	887	274	149	125
J33	113	77	36	23	13	140	94	46	28	18
J35	293	252	41	30	11	366	325	41	13	28
J47	135	92	43	30	13	154	118	36	18	18
J57	212	166	46	31	15	228	172	56	38	18
J65	158	115	43	33	10	166	114	52	36	16
J73	66	47	19	6	13	107	64	43	16	27
J79	4	3	1	-	1	-	-	-	-	-
Reciprocating - Total	505	347	158	138	20	707	526	181	163	18
R985	2	2	-	-	-	-	-	-	-	-
R1820	87	69	18	11	7	93	71	22	22	-
R1830	125	82	43	38	5	128	85	43	38	5
R2800	7	4	3	3	-	10	7	3	2	1
R3350	119	80	39	39	-	124	87	37	31	6
R4360	165	110	55	47	8	352	276	76	70	6
ARMY - TOTAL	2	-	2	-	2	4	4	-	-	-
Turbo-Prop - Total	1	-	1	-	1	-	-	-	-	-
T53	1	-	1	-	1	-	-	-	-	-
Reciprocating - Total	1	-	1	-	1	4	4	-	-	-
R1300	1	-	1	-	1	-	-	-	-	-
R1820	-	-	-	-	-	4	4	-	-	-
NAVY - TOTAL	12	6	6	-	6	96	16	80	6	74
Reciprocating - Total	12	6	6	-	6	96	16	80	6	74
R1820	6	6	-	-	-	-	-	-	-	-
R2800	5	-	5	-	5	73	-	73	-	73
R3350	-	-	-	-	-	22	16	6	6	-
R4360	1	-	1	-	1	1	-	1	-	1
MILITARY ASSISTANCE PROGRAM (MAP) - TOTAL	19	3	16	3	13	32	16	16	16	-
Jet - Total	4	2	2	2	-	2	-	2	2	-
J33	-	-	-	-	-	1	-	1	1	-
J47	1	1	-	-	-	-	-	-	-	-
J57	1	-	1	1	-	-	-	-	-	-
J69	2	1	1	1	-	1	-	1	1	-
Turbo-Prop - Total	-	-	-	-	-	1	-	1	1	-
T53	-	-	-	-	-	1	-	1	1	-

DOWNGRADED AT 3 YEAR INTERVALS; DECLASSIFIED AFTER 12 YEARS. DOD DIR. 5200.10

[redacted]

TABLE 51 — USAF PROPULSION UNITS BY ACCOUNT, BY TYPE, BY STATUS, WORLD-WIDE, SEMIANNUALLY - FY 1962 (CONTINUED)

ACCOUNT AND TYPE	30 DECEMBER 1961					30 JUNE 1962				
	Total	Installed Total	Uninstalled			Total	Installed Total	Uninstalled		
			Total	Serviceable	Reparable			Total	Serviceable	Reparable
MILITARY ASSISTANCE PROGRAM (MAP) (Continued)										
Liquid Rocket - Total	6	-	6	1	5	-	-	-	-	-
LR3	2	-	2	-	2	-	-	-	-	-
LR79	1	-	1	-	1	-	-	-	-	-
LR101	3	-	3	1	2	-	-	-	-	-
Reciprocating - Total	9	1	8	-	8	29	16	13	13	-
R1300	5	-	5	-	5	3	-	3	3	-
R1820	3	-	3	-	3	25	16	9	9	-
R1830	1	1	-	-	-	1	-	1	1	-
EXCESS - TOTAL	781	334	447	124	323	493	136	357	43	314
Jet - Total	156	-	156	10	146	202	-	202	16	186
J33	20	-	20	-	20	27	-	27	15	12
J35	3	-	3	-	3	1	-	1	-	1
J47	120	-	120	-	120	164	-	164	1	163
J48	4	-	4	4	-	-	-	-	-	-
J52	-	-	-	-	-	1	-	1	-	1
J57	-	-	-	-	-	1	-	1	-	1
J65	7	-	7	6	1	2	-	2	-	2
J71	1	-	1	-	1	-	-	-	-	-
J75	-	-	-	-	-	1	-	1	-	1
J85	1	-	1	-	1	5	-	5	-	5
Liquid Rocket - Total	-	-	-	-	-	14	-	14	-	14
LR3	-	-	-	-	-	4	-	4	-	4
LR89	-	-	-	-	-	2	-	2	-	2
LR101	-	-	-	-	-	3	-	3	-	3
LR105	-	-	-	-	-	5	-	5	-	5
Reciprocating - Total	625	334	291	114	177	277	136	141	27	114
O335	4	-	4	-	4	1	-	1	-	1
O470	1	-	1	-	1	1	-	1	-	1
R985	47	37	10	2	8	35	32	3	-	3
R1300	194	87	107	1	106	144	73	71	1	70
R1340	9	-	9	-	9	10	-	10	-	10
R1820	34	7	27	26	1	31	4	27	26	1
R1830	4	2	2	-	2	5	-	5	-	5
R2000	5	-	5	-	5	5	-	5	-	5
R2600	89	-	89	85	4	1	-	1	-	1
R2800	211	188	23	-	23	23	22	1	-	1
R3350	26	12	14	-	14	8	4	4	-	4
R4360	-	-	-	-	-	12	-	12	-	12
V1650	1	1	-	-	-	1	1	-	-	-

Source: Statistics and Reports Division, Directorate of Data Systems and Statistics, Comptroller of the Air Force

DOWNGRADED AT 3 YEAR INTERVALS;
DECLASSIFIED AFTER 12 YEARS.
DOD DIR. 5200.10

[redacted]

AVIATION FUEL AND OIL

INTRODUCTION

The information contained in this section summarizes USAF aviation fuel and oil, World-wide, for Fiscal Year 1962.

The data shown in the following tables include fuel and oil inventories, issues, and receipts.

DEFINITIONS

AVIATION FUEL - Aviation gasoline and jet and rocket fuel. Aviation gasoline is fuel graded by octane rating such as 115/145, 100/130, 91/96, and 80. Jet fuel consists of JP-4, JP-5, and JP-6 types. Rocket fuel is RP-1.

AVIATION OIL - Aircraft engine lubricating oil which is graded thus: Reciprocal 1100 and 1065; Standard jet 1010 and 1005; and Special jet 7808. It includes reused product.

INTRANSIT - Product on way to destination. Applies to both Overseas and Continental United States.

INVENTORY - Product on hand at base, Air Force Petroleum, Oil, and Lubricants(AF POL) retail distribution station, and refueling service contractor locations, pipeline, and intransit.

ISSUES - Fuel for flight operations, marine equipment, engine block testing, and modification centers. "Issues" consist of four types of charge sales: (issues to users of USAF, USAF Reserve and Air National Guard aircraft, and other than aircraft), reimbursable sales to other than USAF aircraft, and issues for cash, and exchange account (Canadian Air Force or Canadian Navy). It excludes bulk transfer of product to Air Force Consignees.

RECEIPT - The increase in inventory caused by receipt of incoming shipments of product.

[redacted]

TABLE 52 — USAF AVIATION FUEL ISSUES BY LOCATION, WORLD-WIDE, BY QUARTER - FY 1962

(Quantities represent issues from bases, AF POL retail distribution stations, and contractor and government-owned product.)

LOCATION AND QUARTER	BARRELS OF 42 U S GALLONS			
	Total	Jet Fuel	Aviation Gasoline	Rocket Fuel RP-1
WORLD-WIDE - TOTAL	148,274,929	117,710,180	30,268,983	295,766
CONTINENTAL US - TOTAL	116,505,522	95,281,861	20,927,895	295,766
First Quarter	29,291,256	24,074,478	5,140,606	76,172
Second Quarter	27,850,313	22,766,628	5,013,235	70,450
Third Quarter	29,288,316	23,741,841	5,482,828	63,647
Fourth Quarter	30,075,637	24,698,914	5,291,226	85,497
OVERSEA - TOTAL	31,769,407	22,428,319	9,341,088	-
First Quarter	7,652,514	5,115,486	2,537,028	-
Second Quarter	7,718,074	5,507,407	2,210,667	-
Third Quarter	8,090,002	5,791,899	2,298,103	-
Fourth Quarter	8,308,817	6,013,527	2,295,290	-

Source: Statistics and Reports Division, Directorate of Data Systems and Statistics, Comptroller of the Air Force

TABLE 53 — USAF AVIATION FUEL RECEIPTS FROM INDUSTRY AND OTHERS BY SOURCE, BY LOCATION, WORLD-WIDE - FY 1962

LOCATION AND SOURCE	BARRELS OF 42 U S GALLONS			
	Total	Jet Fuel	Aviation Gasoline	Rocket Fuel RP-1
WORLD-WIDE - TOTAL	151,121,404	119,286,304	31,521,603	313,497
CONTINENTAL US - TOTAL	105,927,587	81,233,272	24,380,818	313,497
Bulk from Industry	105,248,961	81,017,442	23,918,022	313,497
Into Plane from Industry	678,626	215,830	462,796	-
OVERSEA - TOTAL	40,139,213	35,027,947	5,111,266	-
Bulk from Industry	37,929,111	34,473,497	3,455,614	-
Into Plane from Industry	2,210,102	554,450	1,655,652	-
BULK FROM OTHERS - TOTAL	3,238,595	2,229,078	1,009,517	-
INTO PLANE FROM OTHERS - TOTAL	1,816,009	796,007	1,020,002	-

Source: Statistics and Reports Division, Directorate of Data Systems and Statistics, Comptroller of the Air Force

[redacted]

DOWNGRADED AT 3 YEAR INTERVALS;
DECLASSIFIED AFTER 12 YEARS.
DOD DIR. 5200.10

TABLE 54 – USAF AVIATION FUEL BY LOCATION, WORLD-WIDE, SEMIANNUALLY - FY 1962

LOCATION	BARRELS OF 42 U S GALLONS							
	Total	Jet Fuel	Aviation Gasoline	Rocket Fuel RP-1	Total	Jet Fuel	Aviation Gasoline	Rocket Fuel RP-1
	31 DECEMBER 1961				30 JUNE 1962			
WORLD-WIDE - TOTAL	38,205,651	27,186,995	10,996,105	22,551	36,220,856	26,183,835	10,006,564	30,457
CONTINENTAL US - TOTAL	19,558,878	15,033,373	4,502,954	22,551	17,555,105	13,684,311	3,840,337	30,457
Base	6,845,852	5,562,114	1,278,848	4,890	6,781,024	5,549,980	1,224,921	6,123
AF POL Retail Distribution Station	10,467,285	7,482,386	2,967,818	17,081	8,752,568	6,341,423	2,387,659	23,486
In Transit	689,458	564,886	123,992	580	547,934	502,342	44,744	848
Pipeline	1,556,283	1,423,987	132,296	-	1,473,579	1,290,566	183,013	-
OVERSEA - TOTAL	18,646,773	12,153,622	6,493,151	-	18,665,751	12,499,524	6,166,227	-
Base	10,064,771	6,471,574	3,593,197	-	10,148,060	6,761,336	3,386,724	-
AF POL Retail Distribution Station	7,722,448	5,195,040	2,527,408	-	7,030,500	4,645,805	2,384,695	-
In Transit	859,554	487,008	372,546	-	1,487,191	1,092,383	394,808	-

Source: Statistics and Reports Division, Directorate of Data Systems and Statistics, Comptroller of the Air Force

TABLE 55– USAF AVIATION OIL BY LOCATION, WORLD-WIDE, SEMIANNUALLY - FY 1962

LOCATION	BARRELS OF 42 U S GALLONS							
	Total	Reciprocal	Standard Jet	Special Jet 7808	Total	Reciprocal	Standard Jet	Special Jet 7808
	31 DECEMBER 1961				30 JUNE 1962			
WORLD-WIDE - TOTAL	183,027	159,727	11,342	11,958	202,985	172,606	10,556	19,823
CONTINENTAL US - TOTAL	72,937	58,333	7,539	7,065	81,188	61,245	7,554	12,389
Base	71,016	57,424	6,923	6,669	78,907	60,534	6,924	11,449
AF POL Retail Distribution Station	1,592	580	616	396	1,896	326	630	940
In Transit	329	329	-	-	385	385	-	-
OVERSEA - TOTAL	110,090	101,394	3,803	4,893	121,797	111,361	3,002	7,434
Base	72,637	65,464	2,762	4,411	88,790	80,686	1,997	6,107
AF POL Retail Distribution Station	30,029	28,954	1,000	75	23,571	22,073	919	579
In Transit	7,424	6,976	41	407	9,436	8,602	86	748

Source: Statistics and Reports Division, Directorate of Data Systems and Statistics, Comproller of the Air Force

DOWNGRADED AT 3 YEAR INTERVALS;
DECLASSIFIED AFTER 12 YEARS.
DOD DIR. 5200.10

[redacted]

TABLE 56 — USAF AVIATION OIL ISSUES BY LOCATION, WORLD-WIDE, BY QUARTER - FY 1962

(Quantities represent issues from bases, AF POL retail distribution stations, and contractor and government-owned products.)

LOCATION AND QUARTER	BARRELS OF 42 US GALLONS			
	Total	Reciprocal	Standard Jet	Special Jet 7808
WORLD-WIDE - TOTAL	440,888	394,998	19,512	26,378
CONTINENTAL US - TOTAL	321,628	284,370	16,890	20,368
First Quarter	85,327	76,134	4,108	5,085
Second Quarter	76,716	67,466	4,294	4,956
Third Quarter	80,909	71,780	4,367	4,762
Fourth Quarter	78,676	68,990	4,121	5,565
OVERSEA - TOTAL	119,260	110,628	2,622	6,010
First Quarter	33,351	31,334	595	1,422
Second Quarter	28,216	26,187	596	1,433
Third Quarter	27,828	25,686	722	1,420
Fourth Quarter	29,865	27,421	709	1,735

Source: Statistics and Reports Division, Directorate of Data Systems and Statistics, Comptroller of the Air Force

TABLE 57 — USAF AVIATION OIL RECEIPTS FROM INDUSTRY AND OTHERS BY SOURCE, BY LOCATION, WORLD-WIDE - FY 1962

LOCATION AND SOURCE	BARRELS OF 42 US GALLONS			
	Total	Reciprocal	Standard Jet	Special Jet 7808
WORLD-WIDE - TOTAL	452,140	402,552	17,788	31,800
CONTINENTAL US - TOTAL	413,832	364,594	17,586	31,652
Bulk from Industry	408,002	358,777	17,573	31,652
Into Plane from Industry	5,830	5,817	13	-
OVERSEA - TOTAL	20,613	20,597	12	4
Bulk from Industry	2,182	2,175	7	-
Into Plane from Industry	18,431	18,422	5	4
BULK FROM OTHERS - TOTAL	6,105	5,895	118	92
INTO PLANE FROM OTHERS - TOTAL	11,590	11,466	72	52

Source: Statistics and Reports Division, Directorate of Data Systems and Statistics, Comptroller of the Air Force

[redacted]

DOWNGRADED AT 3 YEAR INTERVALS;
DECLASSIFIED AFTER 12 YEARS.
DOD DIR. 5200.10

VEHICLES

INTRODUCTION

The tables included in this section provide summary data on the status of the USAF World-wide Vehicle Inventory. Air Force Regulation 77-1, dated, 2 February 1959, and Air Force Manual 171-14, dated, 1 September 1960, Volume III constitute the basic authority for the system.

Due to changes in the Air Staff needs, the detailed vehicle inventory data are available on an annual basis (30 June). However, a limited amount of summary type vehicle data is presently required quarterly. This information is reflected herein by status category and by quarter for FY 1962.

DEFINITIONS

BASE ACCOUNT - Vehicles on the property account of the base supply officer.

DEPOT ACCOUNT - Vehicles in a depot for repair or storage (includes vehicles at commercial sites).

EXCESS TO INDIVIDUAL ORGANIZATIONS - Vehicles in excess of requirements of the individual responsible organizations. (These vehicles are not necessarily excess to total Air Force requirements.)

INCOMPLETELY PROCESSED STOCK NUMBER VEHICLES - Items that cannot be identified by stock number and therefore not categorized by type of vehicle.

INDIGENOUS - Refers to offshore procurement of foreign vehicles.

INTRANSIT - Vehicles enroute from the manufacturer to a command or from one base or command to another.

IN-USE - Vehicles assigned for use.

SPECIAL PROJECTS - Vehicles committed to War Readiness Materiel (WRM), or USAF Headquarters directed projects.

UNECONOMICALLY REPARABLE - Vehicles which are uneconomically reparable in accordance with TO 36A-1-70 (Maximum Repair Allowances for USAF Vehicles).

UNREPORTED STATUS - Vehicles which have been incorrectly reported, i.e., one of the above terms has not been used to correctly identify the status of the vehicles.

TABLE 58 — USAF VEHICLES BY STATUS, WORLD-WIDE, AT END OF QUARTER - FY 1962

(Excludes Air Force owned contractor operated vehicles)

STATUS	30 SEPTEMBER 1961		31 DECEMBER 1961		31 MARCH 1962		30 JUNE 1962	
	Vehicles	Per Cent of Total	Vehicles	Per Cent of Total	Vehicles	Per Cent of Total	Vehicles	Per Cent of Total
TOTAL	133,410	100.0	131,680	100.0	129,408	100.0	129,347	100.0
In-Use	118,667	89.0	118,753	90.2	118,660	91.7	117,896	91.1
Base Account	3,639	2.7	3,031	2.3	2,475	1.9	2,389	1.8
Excess to Individual Organizations	1,795	1.3	1,603	1.2	1,652	1.3	1,425	1.1
Special Projects	2,685	2.0	2,548	1.9	2,075	1.6	1,879	1.5
Depot Account	533	.4	473	.4	391	.3	355	.3
Intransit	5,944	4.5	5,048	3.8	3,966	3.1	5,201	4.0
Unreported Status	147	.1	224	.2	189	.1	a/ 202	.2

a/ Includes 200 vehicles on contract for repair and return.

Source: Statistics and Reports Division, Directorate of Data Systems and Statistics, Comptroller of the Air Force.

TABLE 59 — USAF VEHICLES BY STATUS WITHIN MAJOR AIR COMMAND, WORLD-WIDE - 30 JUN 1962

(Excludes Air Force owned contractor operated vehicles)

COMMAND	TOTAL	IN-USE	BASE ACCOUNT	EXCESS TO INDIVIDUAL ORGANIZATION	SPECIAL PROJECTS	DEPOT ACCOUNT			IN-TRANSIT	UNREPORTED STATUS a/	INDIGENOUS b/
						Serviceable	Reparable	Uneconomically Reparable			
TOTAL	129,347	117,896	2,389	1,425	1,879	115	225	15	5,201	202	514
Aeronautical Chart and Information Center	51	49	-	-	-	-	-	-	2	-	-
Air Defense Command	11,727	10,934	101	234	20	-	-	-	436	2	1
Air Force Accounting and Finance Center	6	6	-	-	-	-	-	-	-	-	-
Air Force Communications Service c/	1,964	1,864	26	29	-	-	-	-	44	1	-
Air Force Logistics Command	16,340	14,728	192	187	27	113	201	14	870	8	30
Air Force Systems Command	7,158	6,879	58	36	3	-	-	-	178	4	-
Air Training Command	8,158	7,902	80	9	-	-	-	-	163	4	-
Air University	591	573	-	-	-	-	-	-	18	-	-
Alaskan Air Command	2,695	2,420	106	7	63	-	1	-	98	-	-
Caribbean Air Command	409	372	1	-	14	-	-	-	22	-	-
Continental Air Command	2,108	1,968	44	36	-	-	-	-	56	4	-
Headquarters Command, USAF	2,137	2,029	2	2	-	-	-	-	104	-	-
Military Air Transport Command	7,668	6,547	151	38	589	-	-	-	321	22	9
Office of Aerospace Research	136	135	-	-	-	-	-	-	1	-	-
Pacific Air Forces	11,087	9,217	527	139	483	1	6	1	708	5	-
Strategic Air Command	31,557	29,497	436	194	198	-	15	-	1,166	51	106
Tactical Air Command	6,510	6,209	135	46	6	-	-	-	97	17	1
USAF Academy	309	309	-	-	-	-	-	-	-	-	-
US Air Forces in Europe	17,090	14,883	511	421	448	-	2	-	789	36	346
USAF Security Service	1,646	1,375	19	47	28	1	-	-	128	48	21

a/ Includes 200 vehicles on contract for repair and return.
b/ "Indigenous" - Offshore procurement of foreign vehicles. These vehicles are included in other columns of this table and are therefore non-additive in the totals.
c/ Air Force Communications Service designated as a major air command, 1 July 1961; originally a part of Military Air Transport Service.

Source: Statistics and Reports Division, Directorate of Data Systems and Statistics, Comptroller of the Air Force.

TABLE 60 — USAF VEHICLES BY STATUS, DESIGN, AND APPLICATION, WORLD-WIDE — 30 JUN 1962

(Excludes Air Force owned contractor operated vehicles)

DESIGN AND APPLICATION	TOTAL	IN-USE	BASE ACCOUNT	EXCESS TO INDIV ORGN	SPECIAL PROJECTS	DEPOT ACCOUNT			IN-TRANSIT	UNREPORTED STATUS a/	INDIGENOUS b/
						Serviceable	Reparable	Unecon Rep			
TOTAL	129,347	117,896	2,389	1,425	1,879	115	225	15	5,201	202	514
COMMERCIAL DESIGN - TOTAL	81,710	76,465	858	433	478	1	16	-	3,418	41	514
General Purpose - Total	54,510	51,397	255	100	247	-	1	-	2,498	12	418
Sedans	5,416	4,900	5	3	-	-	-	-	506	2	66
Bus, 27-33 Passenger, BOC and Integral	2,867	2,799	10	9	4	-	-	-	45	-	117
Bus, 37-44 Passenger, BOC Integral and Convertible	137	132	1	-	3	-	-	-	1	-	-
Bus, Other	216	207	3	1	3	-	-	-	2	-	12
Station Wagon	4,829	4,408	19	9	1	-	-	-	392	-	11
Ambulance, Metropolitan	523	506	5	1	-	-	-	-	11	-	3
Carryall, Suburban	102	86	1	1	-	-	-	-	14	-	-
Motorcycles and Motor Bicycles	47	47	-	-	-	-	-	-	-	-	-
Trucks	35,108	33,413	164	46	206	-	-	-	1,271	8	136
Truck Tractors	4,910	4,644	36	23	30	-	1	-	174	2	73
Trailers and Semi-Trailers	46	2	-	-	-	-	-	-	44	-	-
Other	309	253	11	7	-	-	-	-	38	-	-
Special Purpose - Total	6,006	5,459	148	55	56	-	1	-	276	11	63
Trucks	2,839	2,525	56	14	25	-	-	-	216	3	-
Trailers and Semi-Trailers	180	170	1	7	1	-	-	-	1	-	1
Sweepers	1,748	1,600	64	18	29	-	1	-	35	1	62
Snowplows	1,221	1,148	27	16	1	-	-	-	22	7	-
Other	18	16	-	-	-	-	-	-	2	-	-
Construction and Base Maintenance Equipment - Total	7,989	7,478	174	119	31	-	7	-	172	8	6
Crane Shovels	875	796	14	37	6	-	6	-	12	4	2
Tractors	3,839	3,647	61	49	13	-	-	-	67	2	-
Loaders	353	330	6	3	-	-	-	-	14	-	4
Road Maintenance Equipment	1,287	1,202	40	18	10	-	1	-	16	-	-
Compressors	91	74	10	3	-	-	-	-	4	-	-
Mixing and Paving Equipment	346	332	5	2	-	-	-	-	7	-	-
Rock Crushing Equipment	12	9	-	-	-	-	-	-	2	1	-
Other	1,186	1,088	38	7	2	-	-	-	50	1	-
Materials Handling Equipment - Total	13,205	12,131	281	159	144	1	7	-	472	10	27
Tractor, Warehouse	4,998	4,603	105	30	62	-	-	-	195	3	1
Truck, Fixed Platform	13	12	1	-	-	-	-	-	-	-	-
Truck, Forklift	7,442	6,861	130	91	82	1	7	-	263	7	26
Truck, Straddle Carry	165	138	13	11	-	-	-	-	3	-	-
Crane, Warehouse	392	350	24	9	-	-	-	-	9	-	-
Other	195	167	8	18	-	-	-	-	2	-	-

TABLE 60 — USAF VEHICLES BY STATUS, DESIGN, AND APPLICATION, WORLD-WIDE - 30 JUN 1962 (CONTINUED)

DESIGN AND APPLICATION	TOTAL	IN-USE	BASE ACCOUNT	EXCESS TO INDIV ORGN	SPECIAL PROJECTS	DEPOT ACCOUNT			IN-TRANSIT	UNRE-PORTED STATUS a/	INDIG-ENOUS b/
						Service-able	Repa-rable	Unecon Rep			
MILITARY DESIGN - TOTAL	47,505	41,327	1,531	982	1,400	114	209	15	1,766	161	-
General Purpose - Total	23,716	20,621	903	614	757	42	48	4	718	9	-
Ambulances	999	879	16	7	69	-	-	-	28	-	-
Trucks	4,822	3,919	230	217	248	13	13	1	179	2	-
Truck Tractors	2,001	1,608	86	70	165	-	3	-	66	3	-
Semi-Trailers	3,289	3,050	58	33	61	1	2	-	81	3	-
Trailers	12,353	10,959	505	283	210	26	28	2	339	1	-
Other	252	206	8	4	4	2	2	1	25	-	-
Special Purpose - Total	23,203	20,154	618	363	633	72	161	11	1,040	151	-
Trucks	5,459	4,778	106	47	63	9	108	6	312	30	-
Truck Tractors	394	359	10	8	7	-	-	-	10	-	-
Semi-Trailers	6,214	5,264	184	153	258	3	19	1	216	116	-
Trailers	9,052	7,902	261	126	203	59	34	4	460	3	-
Aircraft Towing Tractors	2,045	1,817	56	26	101	1	-	-	42	2	-
Other	39	34	1	3	1	-	-	-	-	-	-
Construction and Base Maintenance Equipment - Other - Total	586	552	10	5	10	-	-	-	8	1	-
Incompletely Processed Stock Number Vehicles - Total	132	104	-	10	1	-	-	-	17	-	-

a/ Includes 200 vehicles on contract for repair and return.
b/ Offshore procurement and occupation cost acquired vehicles. The status of these vehicles is included in the previous columns of this table.

Source: Statistics Reports Division, Directorate of Data Systems and Statistics, Comptroller of the Air Force.

TABLE 61 — USAF VEHICLES BY DESIGN

(Excludes Air Force owned

DESIGN AND APPLICATION	TOTAL	AAC	ACIC	ADC	AFAFC	AFCS a/	AFLC	AFSC	ATC	AU	CAIRC
TOTAL	129,347	2,695	51	11,727	6	1,964	16,340	7,158	8,158	591	409
COMMERCIAL DESIGN - TOTAL	81,710	1,966	47	8,100	6	217	10,208	4,384	6,311	505	326
General Purpose - Total	54,510	1,275	27	4,569	1	184	4,864	2,818	4,845	396	246
Passenger Carrying	14,090	178	13	1,162	1	9	948	549	2,350	187	102
Motorcycles and Motorized Bikes	47	-	-	-	-	-	3	12	-	-	-
Trucks	35,108	1,023	12	2,849	-	175	3,184	1,953	2,079	188	124
Truck Tractors	4,910	41	2	402	-	-	646	291	397	21	20
Semi-Trailers	46	1	-	3	-	-	9	13	4	-	-
Other	309	32	-	153	-	-	74	-	15	-	-
Special Purpose - Total	6,006	183	2	1,014	-	15	677	281	316	16	8
Trucks	2,839	63	1	325	-	14	403	151	142	9	2
Trailers and Semi-Trailers	180	6	-	167	-	-	1	-	-	-	-
Sweepers	1,748	48	1	182	-	-	158	105	141	7	6
Snowplows	1,221	66	-	334	-	1	113	22	32	-	-
Other	18	-	-	6	-	-	2	3	1	-	-
Construction and Base Maintenance Equipment - Total	7,989	297	2	1,517	-	5	797	538	607	48	27
Crane Shovels	875	26	-	134	-	-	120	92	42	3	3
Tractors	3,839	117	2	715	-	3	339	203	297	27	13
Loaders	353	26	-	70	-	1	30	18	22	1	-
Road Maintenance Equipment	1,287	91	-	298	-	1	79	96	109	5	7
Compressors	91	1	-	4	-	-	65	1	2	-	-
Mixing and Paving Equipment	346	5	-	79	-	-	26	26	20	2	-
Rock Crushing Equipment	12	-	-	6	-	-	6	-	-	-	-
Other	1,186	31	-	211	-	-	132	102	115	10	4
Materials Handling Equipment - Total	13,205	211	16	1,000	5	13	3,870	747	543	45	45
Tractor, Warehouse	4,998	42	2	364	1	6	1,125	282	278	26	16
Truck, Fixed Platform	13	-	-	-	-	-	11	2	-	-	-
Truck, Forklift	7,442	161	14	482	4	7	2,594	417	224	18	29
Truck, Straddle Carry	165	-	-	-	-	-	46	3	1	-	-
Crane, Warehouse	392	8	-	48	-	-	68	43	22	1	-
Other	195	-	-	106	-	-	26	-	18	-	-
MILITARY DESIGN - TOTAL	47,505	728	4	3,605	-	1,746	6,123	2,760	1,846	86	83
General Purpose - Total	23,716	329	1	1,735	-	533	3,739	1,291	709	14	30
Passenger Carrying	999	39	-	118	-	-	55	51	85	7	4
Trucks	4,822	17	-	819	-	343	369	565	26	-	4
Truck Tractors	2,001	96	-	83	-	6	133	61	10	-	-
Semi-Trailers	3,289	53	1	247	-	2	885	193	139	6	10
Trailers	12,353	119	-	457	-	179	2,233	390	438	1	12
Other	252	5	-	11	-	3	64	31	11	-	-
Special Purpose - Total	23,203	389	3	1,809	-	1,213	2,348	1,442	1,081	68	53
Trucks	5,459	114	1	545	-	49	872	317	327	15	20
Truck Tractors	394	7	-	29	-	-	41	33	32	1	1
Semi-Trailers	6,214	107	-	328	-	13	526	469	332	18	10
Trailers	9,052	123	2	520	-	1,149	802	556	363	33	18
Aircraft Towing Tractors	2,045	35	-	387	-	2	105	67	27	1	4
Other	39	3	-	-	-	-	2	-	-	-	-
Construction and Base Maintenance Equipment - Other - Total	586	10	-	61	-	-	36	27	56	4	-
Incompletely Processed Stock Number Vehicles - Total	132	1	-	22	-	1	9	14	1	-	-

a/ Air Force Communication Service designated as a major air command, 1 July 1961; originally a part of Military Air Transport Service.

Source: Statistics and Reports Division, Directorate of Data Systems and Statistics, Comptroller of the Air Force.

AND APPLICATION BY COMMAND, WORLD-WIDE - 30 JUN 1952

Contracted Operated Vehicle)

CONAC	HQ COMD USAF	MATS	OAR	PACAF	SAC	TAC	USAFA	USAFE	USAFSS	DESIGN AND APPLICATION
2,108	2,137	7,668	136	11,087	31,557	6,510	309	17,090	1,646	TOTAL
1,093	1,868	4,656	34	6,450	21,164	3,480	255	9,739	901	COMMERCIAL DESIGN - TOTAL
630	1,636	2,745	24	4,748	14,584	2,322	158	7,710	728	General Purpose - Total
181	1,200	608	8	1,042	3,152	405	45	1,756	194	Passenger Carrying
20	11	-	-	-	-	-	-	1	-	Motorcycles and Motorized Bikes
326	369	1,883	5	3,379	10,144	1,601	108	5,221	485	Trucks
97	55	253	8	309	1,287	313	5	722	41	Truck Tractors
2	-	1	-	8	1	-	-	3	1	Semi-Trailers
4	1	-	3	10	-	3	-	7	7	Other
124	75	415	1	295	1,794	263	31	464	32	Special Purpose - Total
34	26	292	1	135	873	151	12	187	18	Trucks
-	-	1	-	1	1	-	-	3	-	Trailers and Semi-Trailers
46	18	87	-	123	493	109	11	204	9	Sweepers
43	31	35	-	36	424	1	8	70	5	Snowplows
1	-	-	-	-	3	2	-	-	-	Other
										Construction and Base
150	61	280	-	481	2,091	379	50	588	71	Maintenance Equipment - Total
17	7	31	-	66	184	38	2	103	7	Crane Shovels
73	35	137	-	218	1,197	184	22	232	25	Tractors
8	5	15	-	12	78	15	6	40	6	Loaders
17	8	41	-	93	267	53	9	101	12	Road Maintenance Equipment
1	-	2	-	1	6	2	-	6	-	Compressors
8	1	13	-	36	71	14	1	35	9	Mixing and Paving Equipment
-	-	-	-	-	-	-	-	-	-	Rock Crushing Equipment
26	5	41	-	55	288	73	10	71	12	Other
										Materials Handling Equipment -
189	96	1,216	9	926	2,695	516	16	977	70	Total
87	55	522	1	440	1,082	281	3	376	9	Tractor, Warehouse
-	-	-	-	-	-	-	-	-	-	Truck, Fixed Platform
89	35	663	8	470	1,346	220	13	588	60	Truck, Forklift
-	-	-	-	1	114	-	-	-	-	Truck, Straddle Carry
7	4	20	-	13	134	12	-	11	1	Crane, Warehouse
6	2	11	-	2	19	3	-	2	-	Other
1,011	269	3,006	101	4,618	10,384	3,015	54	7,323	743	MILITARY DESIGN - TOTAL
346	105	1,722	34	2,534	5,069	1,534	23	3,621	347	General Purpose - Total
19	5	33	1	111	210	51	1	204	5	Passenger Carrying
-	5	72	15	783	213	306	4	1,228	53	Trucks
1	1	101	-	321	447	120	-	476	145	Truck Tractors
37	26	184	9	334	613	163	7	354	26	Semi-Trailers
287	66	1,317	9	957	3,573	882	11	1,332	90	Trailers
2	2	15	-	28	13	12	-	27	28	Other
654	160	1,260	67	2,020	5,132	1,450	27	3,635	392	Special Purpose - Total
116	46	216	13	413	1,230	258	9	845	53	Trucks
14	2	23	3	28	97	21	1	58	3	Truck Tractors
99	62	386	38	412	1,413	355	1	1,420	225	Semi-Trailers
358	35	418	13	967	1,892	691	16	985	111	Trailers
67	15	217	-	199	482	125	-	312	-	Aircraft Towing Tractors
-	-	-	-	1	18	-	-	15	-	Other
										Construction and Base
										Maintenance Equipment - Other -
11	4	24	-	64	183	31	4	67	4	Total
										Incompletely Processed Stock
4	-	6	1	19	9	15	-	28	2	Number Vehicles - Total

WAR READINESS MATERIEL

INTRODUCTION

Mechanization of War Readiness Materiel(WRM)reporting systems,World-wide,was initiated on 1 January 1962. The data on selected items of War Readiness Materiel included in this section are based on information submitted in accordance with Air Force Manual 67-1, Volume I, Part I, Chapter 14.

The tables provide summary data depicting pre-stockage of war consumables. Also included in this section are data on ammunition.

DEFINITIONS

WAR CONSUMABLES - Essential support items used in direct support of aircraft and personnel during wartime operation.

WAR READINESS MATERIEL (WRM) - Quantities of materiel necessary to assure immediate availability of resources to support the initial phase of approved Air Force war plans in the event of an emergency.

[redacted]

TABLE 62 - PRESTOCKAGE AND PER CENT OF REQUIREMENTS OF WAR READINESS MATERIEL FOR SELECTED ITEMS, WORLD-WIDE - 15 JUL 1962

(Table below is a new table and replaces tables 61 and 62, FY 1961 USAF Statistical Digest)

WRM ITEM	UNIT OF MEASURE	WORLD-WIDE		CONTINENTAL UNITED STATES		OVERSEAS	
		Quantity On Hand	Per Cent Of Requirements	Quantity On Hand	Per Cent Of Requirements	Quantity On Hand	Per Cent Of Requirements
WAR CONSUMABLES							
Auxiliary Fuel Tanks	Each	122,711	161	10,713	138	111,998	164
De-Icing Fluid	Gallons	852,602	92	309,074	95	543,528	90
Drop Kits	Each	586	68	22	38	564	70
Dropsondes	Each	5,000	102	2,240	100	2,760	105
Gaseous Oxygen	Cubic Feet	2,474,771	89	871,987	102	1,602,784	83
Hi-Density Kits	Each	91	100	-	-	91	100
Methyl Alcohol	Gallons	1,787,719	102	798,179	104	989,540	100
Photographic Chemicals							
Acetic Glaucal Acid	Gallons	50	185	50	185	-	-
Ammonium Chloride	Pounds	802	185	802	185	-	-
Powder Developer	5-Gal Pkg	546	181	546	181	-	-
Powder Hardener	5-Gal Pkg	1,540	181	1,540	181	-	-
Sodium Thiosulfatel	Pounds	19,968	161	19,968	161	-	-
Pylon Assemblies	Each	19,824	81	156	48	19,668	81
Subsistence: In Flight Packets	Each Unit	329,672	96	103,585	89	226,087	100
Window Material	Cartons	113,825	106	78,258	120	35,567	84
AMMUNITION RELATED ITEMS (Selected)							
Assisted Take Off (ATO) Racks	Each	9,676	82	2,113	125	7,563	75
Airborne Weapons (Guns)	Each	1,904	114	-	-	1,904	114
Airborne Weapons (Barrels)	Each	9,270	78	-	-	9,270	78

Source: Statistics and Reports Division, Directorate of Data Systems and Statistics, Comptroller of the Air Force

[redacted]

DOWNGRADED AT 3 YEAR INTERVALS;
DECLASSIFIED AFTER 12 YEARS.
DOD DIR. 5200.10

686559 O - 63 - 12

[redacted]

TABLE 63 — USAF SELECTED ITEMS OF AMMUNITION BY LOCATION, WORLD-WIDE, SEMIANNUALLY - FY 1962

ITEM	WORLD-WIDE TOTAL	CONTI-NENTAL US TOTAL	OVERSEA TOTAL	OVERSEAS						
				Alaska	United Kingdom	Europe	Pacific	Medi-terra-nean	North-East	At-lantic
	31 DECEMBER 1961									
BOMB										
Demolition 750 lb	421,397	351,815	69,582	-	21,882	6,989	30,428	6,710	-	3,573
Fire M116A2	36,140	12,587	23,553	-	3,494	3,331	12,534	2,861	-	1,333
ROCKET (Thous)										
2.75" FFAR HE	1,116	855	261	3	-	147	35	57	4	15
2.75" FFAR HEAT	2,598	1,653	945	-	62	514	197	167	-	5
JATO										
14DS/15KS/16NS 1000	179,040	139,639	39,401	1,636	8,095	87	15,743	11,409	2,431	-
CARTRIDGE 20MM (Thous)										
M-24A1 Gun (HEI)	6,798	4,062	2,736	109	1,711	193	331	380	12	-
M-39 Gun	13,982	1,680	12,302	-	1,625	2,805	4,113	3,081	-	678
FALCON										
GAR-1D	10,563	3,699	6,864	597	-	1,634	2,973	882	778	-
GAR-2/2A	10,530	6,163	4,367	552	-	1,061	1,888	456	410	-
GAR-3	2,461	2,461	-	-	-	-	-	-	-	-
GAR-4	1,335	1,335	-	-	-	-	-	-	-	-
SIDEWINDER GAR-8	8,466	3,237	5,229	-	-	1,871	2,606	632	-	120
	30 JUNE 1962									
BOMB										
Demolition 750 lb	396,379	319,794	76,585	-	14,061	29,527	21,111	8,313	-	3,573
Fire M116A2	26,312	4,213	22,099	-	209	14,059	5,656	842	-	1,333
ROCKET (Thous)										
2.75" FFAR HE	1,078	826	252	3	-	153	24	54	3	15
2.75" FFAR HEAT	2,314	1,498	816	-	62	522	90	137	-	5
JATO										
14DS/15KS/16NS 1000	197,297	114,214	83,083	1,498	7,132	43,620	14,572	15,338	923	-
CARTRIDGE 20MM (Thous)										
M-24A1 Gun (HEI)	5,296	3,454	1,842	32	838	196	180	584	12	-
M-39 Gun	15,195	2,035	13,160	-	1,292	4,839	3,934	2,417	-	678
FALCON										
GAR-1D	9,861	3,570	6,291	486	-	2,216	2,267	903	419	-
GAR-2/2A	10,033	5,750	4,283	464	-	1,061	1,885	454	419	-
GAR-3	2,776	2,776	-	-	-	-	-	-	-	-
GAR-4	1,956	1,956	-	-	-	-	-	-	-	-
SIDEWINDER GAR-8	8,920	1,854	7,066	-	-	3,684	2,603	659	-	120

The following definitions apply to abbreviations used above:

FFAR - Folding Fin Aircraft Rocket
HE - High Explosive
HEAT - High Explosive Antitank
JATO - Jet Assist Take-Off
HEI - High Explosive Incendiary
GAR - Guided Aircraft Rocket

Source: Statistics and Reports Division, Directorate of Data Systems and Statistics, Comptroller of the Air Force; Atomic Energy and Armament Division, Directorate of Supply and Services, Deputy Chief of Staff, Systems and Logistics.

DOWNGRADED AT 3 YEAR INTERVALS;
DECLASSIFIED AFTER 12 YEARS.
DOD DIR. 5200.10

[redacted]

UNIT AUTHORIZATION LIST

INTRODUCTION

The tables included in this section provide summary monetary data on the Unit Authorization List portion of the USAF Equipment Management Program. These data have been summarized from the Monetary Report of Unit Authorization List (UAL) Equipment, RCS: 4-AF-S32 submitted by each major air command. The AF Regulation governing the system is 400-32, 15 March 1961. Detailed instructions are contained in Volume VII of the Air Force Supply Manual 67-1, and Volume III, Part 19 of the Air Force Manual 171-14, Data Processing and Reporting, Materiel and Installations.

DEFINITIONS

AUTHORIZATION - A validated requirement established in accordance with current directives for a specific item in a stated quantity for entry in the appropriate column (Unit Mission Equipment - Unit Support Equipment) of the UAL.

IN-USE EQUIPMENT - Equipment in the possession of the unit or the organization and accounted for on the unit property records. This includes items actually in the hands of the unit regardless of condition.

ORGANIZATIONAL EQUIPMENT - Organizational equipment is nonexpendable and mission type expendable equipment, regardless of the source of purchase, which is authorized to the organization by an approved UAL. It also includes such other equipment which is excluded from the UAL provisions but which is authorized by the applicable Table of Allowance (T/A), Equipment Component List (ECL), or Special List of Equipment (SLOE). Organizational UAL equipment is classified into two areas - Unit Mission Equipment and Unit Support Equipment.

UNIT AUTHORIZATION LIST (UAL) - A list of equipment authorized to be retained or requisitioned in support of a unit mission or a base wartime mission.

UNIT MISSION EQUIPMENT (UME) - Those items of organizational equipment shown in the authorization column of the UAL which apply only to Air Force controlled Units. This includes items of organizational equipment and clothing prescribed by T/A 010 and 016, and SLOEs, as specified by the appropriate Department of the Air Force, Directorate of Manpower and Organization (DAF, AFOMO) letter. UME for strategic missile units are those organizational equipment items required for direct support of the weapon system.

UNIT SUPPORT EQUIPMENT (USE) - Those items of organizational equipment which are required to perform the assigned mission of major command controlled (MAJCON) units, and augment UME for Air Force controlled units at a specific location. This equipment is prescribed by T/As (including ECLs listed in T/As), and SLOEs approved by Headquarters AFLC for MAJCON units.

TABLE 64 – MONETARY VALUE OF UNIT AUTHORIZATION LIST (UAL) EQUIPMENT BY COMMAND, WORLD-WIDE – 15 OCT 1961

COMMAND	UNIT MISSION AND UNIT SUPPORT EQUIPMENT				
	Authorized		In-Use		Per Cent Of Value In Use To Value Authorized
	Dollar Value (Thousands)	Per Cent Of Total	Dollar Value (Thousands)	Per Cent Of Total	
TOTAL	$ 4,093,275	100.0	$ 3,480,830	100.0	85.0
Aeronautical Chart and Information Center	4,528	.1	3,959	.1	87.4
Air Defense Command	487,440	11.9	422,660	12.1	86.7
Air Force Accounting and Finance Center	1,663	a/	1,647	.1	99.0
Air Force Communications Service b/	47,571	1.2	32,889	1.0	69.0
Air Force Logistics Command	416,421	10.2	373,404	10.7	89.7
Air Force Systems Command	109,836	2.7	102,925	3.0	93.7
Air Training Command	625,106	15.3	567,427	16.3	90.8
Air University	15,523	.4	15,208	.4	98.0
Alaskan Air Command	75,229	1.8	56,692	1.6	75.4
Caribbean Air Command	8,744	.2	8,278	.2	94.7
Continental Air Command	59,001	1.4	48,866	1.4	82.8
Headquarters Command, USAF	27,878	.7	24,337	.7	87.3
Headquarters USAF	-	-	-	-	-
Military Air Transport Service	163,048	4.0	131,774	3.8	80.8
Office of Aerospace Research	8,732	.2	8,631	.3	98.8
Pacific Air Forces	238,366	5.8	194,210	5.6	81.5
Strategic Air Command	1,156,867	28.3	971,170	27.9	83.9
Tactical Air Command	256,567	6.3	173,916	5.0	67.8
USAF Academy	16,691	.4	16,870	.5	101.1
US Air Forces in Europe	311,242	7.6	268,987	7.7	86.4
USAF Security Service	62,822	1.5	56,980	1.6	90.7

a/ Less than 0.1 per cent.
b/ Designated as a major air command, 1 July 1961; it was originally Headquarters Airway and Air Communication Center under Military Air Transport Services.

Source: Statistics and Reports Division, Directorate of Data Systems and Statistics, Comptroller of the Air Force

TABLE 65 – MONETARY VALUE OF UNIT MISSION EQUIPMENT (UME) BY COMMAND, WORLD-WIDE – 15 OCT 1961

COMMAND	UNIT MISSION EQUIPMENT				
	Authorized		In-Use		Per Cent Of Value In-Use To Value Authorized
	Dollar Value (Thousands)	Per Cent Of Total	Dollar Value (Thousands)	Per Cent Of Total	
TOTAL	$ 1,043,730	100.0	$ 780,381	100.0	74.8
Aeronautical Chart and Information Center	-	-	-	-	-
Air Defense Command	193,203	18.5	167,847	21.5	86.9
Air Force Accounting and Finance Center	-	-	-	-	-
Air Force Communications Service a/	28,485	2.7	15,780	2.0	55.4
Air Force Logistics Command	1,954	.2	1,600	.2	81.9
Air Force Systems Command	36	b/	34	b/	94.4
Air Training Command	217	b/	178	b/	82.0
Air University	15,523	1.5	15,208	2.0	98.0
Alaskan Air Command	66	b/	75	b/	113.6
Caribbean Air Command	32	b/	32	b/	100.0
Continental Air Command	26,061	2.5	16,329	2.1	62.7
Headquarters Command, USAF	172	b/	138	b/	80.2
Headquarters USAF	-	-	-	-	-
Military Air Transport Service	9,997	1.0	9,387	1.2	93.9
Office of Aerospace Research	-	-	-	-	-
Pacific Air Forces	56,649	5.4	39,570	5.1	69.9
Strategic Air Command	489,371	46.9	377,045	48.3	77.0
Tactical Air Command	140,946	13.5	66,488	8.5	47.2
USAF Academy	-	-	-	-	-
US Air Forces in Europe	81,018	7.8	70,670	9.1	87.2
USAF Security Service	-	-	-	-	-

a/ Designated as a major air command, 1 July 1961; it was originally Headquarters Airway and Air Communications Center under Military Air Transport Service.
b/ Less than 0.1 per cent.

Source: Statistics and Reports Division, Directorate of Data Systems and Statistics, Comptroller of the Air Force

TABLE 66 – MONETARY VALUE OF UNIT SUPPORT EQUIPMENT (USE) BY COMMAND, WORLD-WIDE – 15 OCT 1961

COMMAND	UNIT SUPPORT EQUIPMENT				
	Authorized		In-Use		Per Cent Of Value In-Use To Value Authorized
	Dollar Value (Thousands)	Per Cent Of Total	Dollar Value (Thousands)	Per Cent Of Total	
TOTAL	$ 3,049,545	100.0	$ 2,700,449	100.0	88.6
Aeronautical Chart and Information Center	4,528	.1	3,959	.1	87.4
Air Defense Command	294,237	9.6	254,813	9.5	86.6
Air Force Accounting and Finance Center	1,663	.1	1,647	.1	99.0
Air Force Communications Service a/	19,086	.6	17,109	.6	89.6
Air Force Logistics Command	414,467	13.6	371,804	13.8	89.7
Air Force Systems Command	109,800	3.6	102,891	3.8	93.7
Air Training Command	624,889	20.5	567,249	21.0	90.8
Air University	-	-	-	-	-
Alaskan Air Command	75,163	2.5	56,617	2.1	75.3
Caribbean Air Command	8,712	.3	8,246	.3	94.6
Continental Air Command	32,940	1.1	32,537	1.2	98.8
Headquarters Command, USAF	27,706	.9	24,199	.9	87.3
Headquarters USAF	-	-	-	-	-
Military Air Transport Service	153,051	5.0	122,387	4.6	80.0
Office of Aerospace Research	8,732	.3	8,631	.3	98.8
Pacific Air Forces	181,717	6.0	154,640	5.7	85.1
Strategic Air Command	667,496	21.9	594,125	22.0	89.0
Tactical Air Command	115,621	3.8	107,428	4.0	92.9
USAF Academy	16,691	.5	16,870	.6	101.1
US Air Forces in Europe	230,224	7.5	198,317	7.3	86.1
USAF Security Service	62,822	2.1	56,980	2.1	90.7

a/ Designated as a major air command, 1 July 1961; it was originally Headquarters Airway and Air Communication Center under Military Air Transport Service.

Source: Statistics and Reports Division, Directorate of Data Systems and Statistics, Comptroller of the Air Force

MACHINE TOOLS

INTRODUCTION

The tables in this section provide summary data on the status of the inventory and acquisition cost of USAF Machine Tools as required by AFR 78-16, dated,17 April 1959.

Machine tools are referred to as that production equipment listed in the Federal Catalog under commodity codes 3411-3419 and 3441-3449 with an acquisition cost of more than $500.

DEFINITIONS

INDUSTRIAL SEGMENT (ACTIVE) - Air Force owned tools in the hands of contractors, in-use for production or for research and development.

INDUSTRIAL SEGMENT(INACTIVE) - Air Force owned tools held against future contractor requirements that are not in use. Includes tools held in general reserve in storage sites, stored in contractors' plants, and tools that have been declared excess to requirements that are in storage awaiting disposal.

MILITARY (ACTIVE) - Tools in the hands of base installation engineers,base maintenance activities including aircraft and equipment, and depot maintenance for use in maintenance, rebuild, and repair work.

MILITARY (INACTIVE) - Tools that are not in use. Includes tools held in general reserve in Air Force Logistics Command storage sites and tools excess to Air Force requirements that are in storage awaiting disposal.

MISCELLANEOUS MACHINE TOOLS - Includes polishing and buffing, shapers, honing, lapping, cutoff machines, etc.

TABLE 67 — USAF-OWNED MACHINE TOOLS AT INDUSTRIAL INSTALLATIONS - 30 JUN 1962

MACHINE TOOL BY TYPE	QUANTITY				ACQUISITION COST (In Thousands of Dollars)			
	Total	Active	Inactive		Total	Active	Inactive	
			Reserve	Excess			Reserve	Excess
TOTAL	47,078	39,860	4,974	2,244	$ 762,216	$ 647,312	$ 87,281	$27,623
Boring Machines	2,190	1,841	265	84	71,882	63,204	7,298	1,380
Broaching Machines	529	382	101	46	13,574	9,590	3,078	906
Drilling Machines	5,294	4,527	595	172	33,118	28,307	3,918	893
Gear Cutting and Finishing Machines	1,134	857	175	102	19,164	13,725	3,059	2,380
Grinding Machines	8,331	6,815	1,046	470	96,098	73,481	15,582	7,035
Lathes	8,034	6,946	718	370	111,337	91,797	14,439	5,101
Milling Machines	7,697	6,762	597	338	195,098	174,343	16,187	4,568
Planers	137	97	32	8	7,026	4,749	1,979	298
Miscellaneous Machine Tools	6,338	5,439	619	280	33,445	25,449	5,734	2,262
Bending and Forming Machines	2,057	1,868	160	29	15,824	12,473	3,153	198
Hydraulic and Pneumatic Presses, Power Driven	1,070	891	120	59	109,350	105,443	3,330	577
Mechanical Presses, Power Driven	1,316	1,053	201	62	30,302	24,076	5,044	1,182
Manual Presses	302	273	24	5	265	242	19	4
Punching and Sheering Machines	906	857	37	12	4,863	4,646	195	22
Forging Machinery and Hammers	479	353	91	35	12,995	9,806	2,939	250
Wire and Metal Ribbon Forming Machines	65	54	10	1	266	223	34	9
Riveting Machines	963	721	137	105	4,893	3,563	979	351
Miscellaneous Secondary Metal Forming and Cutting Machines	236	124	46	66	2,716	2,195	314	207

Source: Statistics and Reports Division, Directorate of Data Systems and Statistics, Comptroller of the Air Force

TABLE 68 — USAF-OWNED MACHINE TOOLS AT MILITARY INSTALLATIONS — 30 JUN 1962

MACHINE TOOL BY TYPE	QUANTITY				ACQUISITION COST (In Thousands of Dollars)			
	Total	Active	Inactive		Total	Active	Inactive	
			Reserve	Excess			Reserve	Excess
TOTAL	21,719	20,621	1,032	66	$ 96,361	$ 92,604	$ 3,603	$ 154
Boring Machines	160	155	5	-	5,279	5,149	130	-
Broaching Machines	3	3	-	-	18	18	-	-
Drilling Machines	2,360	2,275	81	4	7,173	6,954	209	10
Gear Cutting and Finishing Machines	17	17	-	-	286	286	-	-
Grinding Machines	1,954	1,802	141	11	12,144	11,398	740	6
Lathes	3,402	3,284	118	-	25,605	24,867	738	-
Milling Machines	1,749	1,704	42	3	15,912	15,552	350	10
Planers	20	19	1	-	711	701	10	-
Miscellaneous Machine Tools	4,995	4,759	227	9	12,996	12,497	492	7
Bending and Forming Machines	3,396	3,129	240	27	6,094	5,476	511	107
Hydraulic and Pneumatic Presses, Power Driven	146	139	7	-	1,847	1,816	31	-
Mechanical Presses, Power Driven	81	79	2	-	246	241	5	-
Manual Presses	764	746	16	2	598	586	11	1
Punching and Sheering Machines	2,015	1,940	71	4	5,529	5,331	193	5
Forging Machinery and Hammers	99	90	9	-	543	531	12	-
Wire and Metal Ribbon Forming Machines	10	9	1	-	25	24	1	-
Riveting Machines	501	442	59	-	1,263	1,119	144	-
Miscellaneous Secondary Metal Forming and Cutting Machines	47	29	12	6	92	58	26	8

Source: Statistics and Reports Division, Directorate of Data Systems and Statistics, Comptroller of the Air Force

STATUS OF THE STRATEGIC AND CRITICAL MATERIALS STOCKPILING PROGRAM

The tables included in this section provide data on the Strategic and Critical Materials Stockpiling Program for Fiscal Year 1962. The information on this subject covers the availability of storage space, its utilization by depot, and the tonnage occupying such space.

[redacted]

TABLE 69 — STATUS OF THE STRATEGIC AND CRITICAL MATERIALS STOCKPILING PROGRAM BY DEPOT, BY MATERIAL — 30 JUN 1962

MATERIAL	DEPOT	STORAGE SPACE IN SQUARE FEET						TOTAL TONS ON HAND
		Allocated By Dept of Air Force		Occupied By Strategic Materials		Balance Available		
		Warehouse	Open	Warehouse	Open	Ware-house	Open	
TOTAL		295,800	2,092,000	294,500	2,027,000	1,300	65,000	909,411
Aluminum	Marietta, Pa	-	79,000	-	79,000	-	-	16,392
	Mira Loma, Calif	-	112,000	-	111,000	-	1,000	19,914
Antimony Metal	Rome, New York	3,900	9,000	3,900	9,000	-	-	3,120
	Kelly, Texas	-	11,000	-	7,000	-	4,000	1,600
Bauxite	Mira Loma, Calif	-	25,000	-	25,000	-	-	9,887
Berryllium Ore	Marietta, Pa	-	44,000	-	44,000	-	-	9,881
	Rome, New York	400	-	400	-	-	-	15
Brass	Rome, New York	1,200	4,000	1,200	4,000	-	-	1,745
Celestite	Marietta, Pa	-	69,000	-	69,000	-	-	13,646
Chrome Metallurgical Ore	Marietta, Pa	-	443,000	-	443,000	-	-	215,815
Chrome Refractory Ore	Marietta, Pa	-	103,000	-	103,000	-	-	74,747
Cobalt	Mira Loma, Calif	3,000	-	3,000	-	-	-	585
	Rome, New York	-	-	-	-	-	-	0.27
Copper	Rome, New York	-	262,000	-	262,000	-	-	109,928
	Mira Loma, Calif	-	7,000	-	7,000	-	-	1,243
Copper-Cakes, Slabs, Billets Ingots, Ingot Bars	Terre Haute, Ind	700	-	700	-	-	-	326
Feathers and Down	Mira Loma, Calif	21,200	-	20,200	-	1,000	-	224
Ferromolybdenum	Mira Loma, Calif	300	-	300	-	-	-	60
	Terre Haute, Ind	1,000	-	1,000	-	-	-	105
Fluorspar Metallurgical Ore	Marietta, Pa.	-	113,000	-	113,000	-	-	26,493
	Terre Haute, Ind	-	55,000	-	55,000	-	-	16,815
Graphite	Rome, New York	16,200	-	16,200	-	-	-	2,418
Iodine	Mira Loma, Calif	3,600	-	3,600	-	-	-	279
Lead	Marietta, Calif	-	45,000	-	45,000	-	-	25,650
	Mira Loma, Calif	-	8,000	-	8,000	-	-	3,340
	Rome, New York	-	21,000	-	21,000	-	-	10,090
Manganese Battery	Marietta, Pa	-	149,000	-	149,000	-	-	53,637
Manganese Metallurgical Ore	Marietta, Pa	-	290,000	-	290,000	-	-	183,553
Manganese Ore Type B, Chemical	Marietta, Pa	-	4,000	-	4,000	-	-	106
Manganese Ferro	Mira Loma, Calif	-	60,000	-	-	-	60,000	-
Magnesium	Kelly, Texas	-	29,000	-	29,000	-	-	2,396

[redacted]

DOWNGRADED AT 3 YEAR INTERVALS;
DECLASSIFIED AFTER 12 YEARS.
DOD DIR. 5200.10

TABLE 69 — STATUS OF STRATEGIC AND CRITICAL MATERIALS STOCKPILING PROGRAM BY DEPOT, BY MATERIAL — 30 JUN 1962 (CONTINUED)

MATERIAL	DEPOT	STORAGE SPACE IN SQUARE FEET						TOTAL TONS ON HAND
		Allocated By Dept of Air Force		Occupied By Strategic Materials		Balance Available		
		Warehouse	Open	Warehouse	Open	Warehouse	Open	
Mercury	Terre Haute, Ind	3,300	-	3,300	-	-	-	537
	Rome, New York	2,000	-	2,000	-	-	-	413
Mercury Flasks	Terre Haute, Ind	100	-	100	-	-	-	a/3,935
Mica	Rome, New York	48,000	-	48,000	-	-	-	4,650
	Terre Haute, Ind	23,000	-	23,000	-	-	-	2,781
Nickel	Mira Loma, Calif	100	-	100	-	-	-	14
Nickel Oxide	Rome, New York	13,200	-	13,200	-	-	-	2,273
Quebracho	Mira Loma, Calif	1,000	-	1,000	-	-	-	163
Rubber	Mira Loma, Calif	68,300	-	68,300	-	-	-	6,072
Talcum (Tank)	Marietta, Pa	2,000	-	2,000	-	-	-	1,511
Titanium Sponge	Mira Loma, Calif	2,200	-	2,200	-	-	-	138
Tungsten	Rome, New York	61,300	-	61,300	-	-	-	21,579
	Terre Haute, Ind	19,300	-	19,300	-	-	-	6,127
	Mira Loma, Calif	500	-	200	-	300	-	60
Zinc	Marietta, Pa	-	104,000	-	104,000	-	-	42,725
	Mira Loma, Calif	-	46,000	-	46,000	-	-	16,358

a/ Flasks. Not included in tonnage total.

Source: Statistics and Reports Division, Directorate of Data Systems and Statistics, Comptroller of the Air Force.

Downgraded at 3-Year Intervals:
Declassified After 12 Years
DOD Dir 5200.10

[redacted]

TABLE 70 — STATUS OF THE STRATEGIC AND CRITICAL MATERIALS STOCKPILING PROGRAM, BY DEPOT - 30 JUN 1962

DEPOT	STORAGE SPACE IN SQUARE FEET						TOTAL TONS ON HAND
	Allocated By Dept of Air Force		Occupied By Strategic Materials		Balance Available		
	Warehouse	Open	Warehouse	Open	Ware-house	Open	
TOTAL	295,800	2,092,000	294,500	2,027,000	1,300	65,000	909,411
Air Force Storage Site #7, Terre Haute, Ind	47,400	55,000	47,400	55,000	-	-	26,691
Kelly Air Force Base, Texas	-	40,000	-	36,000	-	4,000	3,996
Marietta Air Force Station, Pa	2,000	1,443,000	2,000	1,443,000	-	-	664,156
Mira Loma Air Force Station, Calif	100,200	258,000	98,900	197,000	1,300	61,000	58,337
Rome Air Force Depot, NY	146,200	296,000	146,200	296,000	-	-	156,231

Source: Statistics and Reports Division, Directorate of Data Systems and Statistics, Comptroller of the Air Force.

[redacted]

DOWNGRADED AT 3 YEAR INTERVALS;
DECLASSIFIED AFTER 12 YEARS.
DOD DIR. 5200.10

SURPLUS AND EXCESS MATERIEL

INTRODUCTION

The primary objective of the USAF Disposal Program is to remove inactive, obsolete, and nonrequired personal property from active Air Force inventories in a timely and efficient manner. This is accomplished through redistribution and/or marketing procedures as set forth in Volume XIII, AFM 67-1.

The dollar value at which materiel is carried on inventory records is for monetary accounting purposes. It may or may not be based upon the original acquisition cost and can be estimated if not available. This is not an appraised value.

Statistics included herein have been compiled from Excess and Surplus Property Reports, RCS: DD-S&L(Q)369. (Air Force source, Excess and Surplus Property Report, RCS: AF-S57, and Scrap and Waste Report, RCS: (AF-S13).

DEFINITIONS

DISPOSALS - Procedures for the redistribution of AF excess and the disposition of surplus property (including scrap) by transfer, donation, sale, destruction, and abandonment.

DONABLE PROPERTY - Surplus equipment, materials, books, or other surplus including surplus property in working capital funds, stock fund items, or similar management funds.

EXCESS PROPERTY - Any property under the control of any federal agency which is not required for its needs and the discharge of its responsibilities.

PERSONAL PROPERTY - Property of any kind (equipment, supplies, etc.) or any interest therein, acquired by the Air Force. Excludes real property and records of the Federal Government.

SCRAP - Personal property, other than waste, which has no reasonable prospect of sale, or which appears to have no market value other than its basic material content.

SURPLUS PROPERTY - Personal property which, through screening or other means, has been determined to be in excess to all federal agency requirements.

TABLE 71 — EXCESS AND SURPLUS PROPERTY ACTIVITY, DISPOSALS VS EXCESS, AND SURPLUS ON HAND, WORLD-WIDE — DURING FY 1962

(Dollars are in Millions; figures in parentheses are not included in totals)

ACTIVITY	WORLD-WIDE	UNITED STATES AND PUERTO RICO	OVERSEAS
	FY 1962		
ON HAND (30 June 1961) - TOTAL	$ 1,038.6	$ 981.8	$ 56.8
GENERATED - TOTAL	1,797.7	1,567.9	229.8
DISPOSAL - TOTAL	2,090.8	1,847.9	242.9
Utilized by Air Force	459.7	444.8	14.9
Transferred to Department of Defense and Federal Agencies	112.2	87.0	25.2
Sales to Foreign Governments	55.9	10.2	45.7
Sales to Foreign Governments Proceed - Total	($ 2.1)	($ .8)	($ 1.3)
Donations	96.2	96.2	-
Salvage and Usable Sold	285.2	218.7	66.5
Salvage and Usable Sold Proceed - Total	($ 18.1)	($ 11.3)	($ 6.8)
Expended to Scrap	1,071.1	983.6	87.5
Abandoned	8.2	5.9	2.3
Other Dispositions	2.3	1.5	.8
ON HAND (30 June 1962) - TOTAL	745.5	701.8	43.7
	SCRAP DISPOSALS		
SCRAP SOLD (Tons) - TOTAL	264,443	174,883	89,560
SCRAP SOLD PROCEED - TOTAL	($ 12.6)	($ 9.4)	($ 3.2)
SCRAP ON HAND (Tons) 30 June 1962 - TOTAL	73,120	56,818	16,302

SOURCE: Data Application Division, USAF Data Services Center

Transportation

PART V

TRANSPORTATION

INTRODUCTION

The data included in this section represent the actual movement of people and things world-wide.

Military Air Transport Service (MATS) data shown herein represent movement by the MATS Industrial Fund of traffic for all services and to a minor extent for other agencies. The MATS Industrial Fund began operation at the beginning of Fiscal Year 1960.

Ocean Transportation as shown herein represents all traffic arranged for by the Military Sea Transportation Service (MSTS) on the following types of ships:

CARGO - (1) MSTS Ships: MSTS operated passenger and cargo vessels and MSTS contractor operated vessels.
(2) Commercial ships on time or voyage charter, shipping contract, and berth term.
(3) Maritime administration ships.
(4) Navy ships.

PASSENGER - MSTS nucleus passenger ships, contract space on commercial vessels, and space on cargo vessels as required.

Tables reflecting movements out of AF Continental US (CONUS) installations via commercial transportation refer to traffic where movement is accomplished by a bill of lading or a transportation request. Data as shown herein include movements by Air Force for other services and do not include movements for the Air Force by other services. Data are for the period in which traffic moved rather than for the period of payment for transportation service.

DEFINITIONS

LONG TON - 2,240 pounds.

MEASUREMENT TON (M/T) - Unit of volume displacing 40 cubic feet of space.

SPACE AVAILABLE TRAVEL - Space which is surplus after all space required traffic has been accommodated and which would otherwise be unused.

SPACE REQUIRED TRAVEL - Transportation space against which a requirement was accepted and an assignment made.

TABLE 72 — MILITARY AIR TRANSPORT SERVICE (MATS) SELECTED TRANSPORT OPERATIONS OF THE SINGLE MANAGER OPERATING AGENCY BY USER - FY 1962

(Table below shows movements by industrial fund aircraft and movements out of MATS aerial ports by non-industrial fund aircraft.)

TYPE OF OPERATION	AIRLIFT SERVICE PROVIDED FOR				
	Total	US Army	US Navy	Air Force	Other
CHANNEL TRAFFIC SPACE ASSIGNED (In Thousands)					
Cargo (Tons) a/	187.7	36.5	26.9	124.3	-
Passengers (Number)	1,029.0	318.7	206.1	504.2	-
CHANNEL TRAFFIC TONS AIRLIFTED (In Thousands) - TOTAL	291.9	70.1	46.1	175.2	.5
Cargo a/	181.7	36.1	24.3	120.9	.4
Passengers and Patients	110.2	34.0	21.8	54.3	.1
CHANNEL PASSENGERS/PATIENTS AIRLIFTED (In Thousands) - TOTAL	992.1	305.6	196.7	489.1	.7
Military	596.2	178.9	135.8	281.5	-
Civilian	395.9	126.7	60.9	207.6	.7
SPECIAL ASSIGNMENT AIRLIFT TON MILES OF CAPABILITY (Millions) - TOTAL	618.6	178.3	46.4	354.7	39.2
SPECIAL AIR MISSION (1254 ATW) PASSENGERS AIRLIFTED (In Thousands) - TOTAL	12.0	-	-	12.0	-
SPACE AVAILABLE PASSENGERS AIRLIFTED (In Thousands) - TOTAL	137.5	43.3	33.8	60.3	.1

a/ Includes mail carried on aircraft under operational control of MATS.

Source: Statistics and Reports Division, Directorate of Data Systems and Statistics, Comptroller of the Air Force

TABLE 73— MILITARY AIR TRANSPORT SERVICE (MATS) SELECTED TRANSPORT OPERATIONS OF THE SINGLE MANAGER OPERATING AGENCY BY ACTIVITY - FY 1962

TYPE OF OPERATION	AIRLIFT SERVICES PERFORMED BY					
	Total	Strategic Airlift Force	Special Air Missions (1254 ATW)	Domestic Aeromed Evac ConUS	Other Military Units	Commercial
CHANNEL TRAFFIC SPACE ASSIGNED (Thousands)						
Cargo (Tons) a/	187.7	b/	-	-	-	b/
Passengers (Number)	1,029.0	b/	-	-	-	b/
CHANNEL TRAFFIC TONS AIRLIFTED (Thousands) - TOTAL	291.9	148.4	-	-	7.8	135.7
Cargo a/	181.7	100.7	-	-	7.4	73.6
Passengers and Patients	110.2	47.7	-	-	.4	62.1
CHANNEL PASSENGERS/PATIENTS AIRLIFTED (Thousands) - TOTAL	992.1	429.5	-	-	4.2	558.4
Military	596.2	283.2	-	-	3.3	309.7
Civilian	395.9	146.3	-	-	.9	248.7
CHANNEL TRAFFIC TON MILES FLOWN (Millions) - TOTAL	1,000.8	447.8	-	-	20.3	532.7
Cargo	614.0	295.6	-	-	19.4	299.0
Passengers and Patients	386.8	152.2	-	-	.9	233.7
SPECIAL ASSIGNMENT AIRLIFT TON MILES OF CAPABILITY (Millions)	618.6	615.9	2.5	-	-	.2
SPECIAL AIR MISSION (1254 ATW) PASSENGERS AIRLIFTED (Thousands) - TOTAL	12.0	-	12.0	-	-	-
DEMESTIC AEROMEDICAL PATIENTS AIRLIFTED (Thousands) - TOTAL	29.7	-	-	29.7	-	-
SPACE AVAILABLE PASSENGERS AIRLIFTED (Thousands) - TOTAL	137.5	83.6	-	-	2.2	51.7

a/ Includes mail carried on aircraft under operational control of MATS.
b/ Breakout between air transport and commercial not available.

Source: Statistics and Reports Division, Directorate of Data Systems and Statistics, Comptroller of the Air Force

TABLE 74 — MILITARY AIR TRANSPORT AIRLIFT SERVICE, INDUSTRIAL FUND AIRCRAFT, AND FLYING HOUR DATA - FY 1962

TYPE BY FORCE	ASSIGNED AIRCRAFT AS OF 30 JUNE 1962	HOURS FLOWN DURING FY 1962			
		Total	Ferry, Test, and Other	Training	Transport
TOTAL	609	708,595	13,613	95,814	599,168
Transport Units - Total	458	573,532	9,813	79,374	484,345
C-99 a/	48	39,787	489	13,350	25,948
C-118	102	149,151	2,581	17,666	128,904
C-121	57	84,974	1,952	11,525	71,497
C-124	168	225,485	2,998	18,654	203,833
C-133	45	51,237	1,441	6,887	42,909
C-135	38	22,898	352	11,292	11,254
Troop Carrier - Total	97	85,924	3,062	7,467	75,395
C-124	97	85,924	3,062	7,467	75,395
Domestic Aeromed Evacuation - Total	20	26,466	242	3,300	22,924
C-131	20	26,466	242	3,300	22,924
1254th Air Training Wing - Total	34	22,673	496	5,673	16,504
C-118	3	1,647	57	330	1,260
C-121	7	5,272	87	786	4,399
C-123	1	562	17	266	279
C-131	12	9,172	159	1,729	7,284
VC-137	3	2,504	40	608	1,856
C-140	4	1,328	61	767	500
H-13	-	555	36	77	442
U-4	4	1,633	39	1,110	484

a/ Military Airlift Augmentation Force.

Source: Statistics and Reports Division, Directorate of Data Systems and Statistics, Comptroller of the Air Force

686559 O - 63 - 13

TABLE 75 – MILITARY AIR TRANSPORT SERVICE (MATS) COST OF COMMERCIAL AIRLIFT PROCURED FOR SINGLE MANAGER OPERATING AGENCY, BY CONTRACTOR – FY 1962

CONTRACTOR	CONTRACTOR EXPENSE (In Thousands of Dollars)
CALL-FIXED CONTRACT - TOTAL	$184,828
AAXICO Airlines, Inc.	172
Alaska Airlines, Inc.	1,198
California Hawaiin Airlines, Inc.	358
Capitol Airways, Inc.	6,501
Flying Tiger Line, The	30,929
Great Lakes Airlines, Inc.	529
Northwest Orient Airlines, Inc.	2,744
Overseas National Airways, Inc.	5,531
Pan American World Airways, Inc.	33,527
Riddle Airlines, Inc.	13,126
Seaboard World Airlines, Inc.	10,638
Slick Airways, Inc.	10,778
Southern Air Transport, Inc.	3,753
Trans Caribbean Airways, Inc.	217
Trans International Airlines, Inc.	6,184
Trans World Airlines, Inc.	4,721
United Airlines, Inc.	221
US Oversea Airlines, Inc.	1,567
World Airways, Inc.	10,136
Miscellaneous Transportation	123
US Postal Department Charges for Army, or Air Post Office (APO) and Fleet Post Office (FPO) Mail	41,875

Source: Statistics and Reports Division, Directorate of Data Systems and Statistics, Comptroller of the Air Force

TABLE 76 – STATEMENT OF REVENUE AND EXPENSES – MILITARY AIR TRANSPORT AIRLIFT SERVICE, USAF INDUSTRIAL FUND – FY 1962

(In Millions of Dollars)

NET OPERATING RESULT (REVENUE LESS EXPENSES - FUNDED) TOTAL - $0.6

REVENUE (REIMBURSABLE) - TOTAL	$389.2	EXPENSE INCURRED (Funded) - TOTAL	$388.6
Transport Service - Total	382.1	Commercial Augmentation	184.8
Transport Operation - Total	345.7	Aviation Petroleum, Oil and Lubricants	64.3
Channel Traffic - Total	253.2	Maintenance	79.5
Passenger	100.8		
Cargo	104.3	Other	60.0
Mail (Military Air Transport Service)	6.2		
Mail (Common Carrier)	41.9		
Special Assignment Airlift - Total	92.5		
USAF Mission Responsibility - Total	36.4		
Troop Carrier	(4.8)	STATISTICAL EXPENSES - TOTAL (Not included in Expense - Funded above)	231.9
Special Air Mission - 1254 ATW	8.0		
Domestic Aeromedical	3.4	Military Pay and Allowances - Total	132.6
International Aeromedical	2.7		
Airborne Training	23.4	Depreciation - Total	99.3
Military Airlift Augmentation Force	3.7	Aircraft	96.5
Other Services - Total	7.1	Other Equipment	2.8

Source: Statistics and Reports Division, Directorate of Data Systems and Statistics, Comptroller of the Air Force

TABLE 77 — MOVEMENT OF USAF SPONSORED PASSENGERS VIA OCEAN TRANSPORTATION BY DIRECTION OF PASSENGER LIFT AND ACCOMODATIONS, WORLD-WIDE — FY 1962

DIRECTION OF LIFT	TOTAL		SPACE REQUIRED		SPACE AVAILABLE	
	Cabin	Troop	Cabin	Troop	Cabin	Troop
PASSENGER - TOTAL	19,681	6,223	15,150	6,057	4,531	166
OUTBOUND FROM CONTINENTAL US	4,114	13	3,274	2	840	11
INBOUND TO CONTINENTAL US	11,685	52	10,929	41	756	11
OTHER AREAS	3,482	3,043	551	2,899	2,931	144
COAST WISE	400	3,115	396	3,115	4	-

Source: Statistics and Reports Division, Directorate of Data Systems and Statistics, Comptroller of the Air Force

TABLE 78 — MOVEMENT OF USAF SPONSORED PASSENGERS VIA OCEAN TRANSPORTATION BY ACCOMMODATION AND CATEGORY OF PASSENGERS, WORLD-WIDE - FY 1962

CATEGORY	TOTAL		SPACE REQUIRED		SPACE AVAILABLE	
	Cabin	Troop	Cabin	Troop	Cabin	Troop
PASSENGER - TOTAL	19,681	6,223	15,150	6,057	4,531	166
MILITARY	4,503	5,481	3,766	5,412	737	69
DEPENDENT	13,920	29	10,667	1	3,253	28
OTHER	1,258	713	717	644	541	69

Source: Statistics and Reports Division, Directorate of Data Systems and Statistics, Comptroller of the Air Force

TABLE 79 — MOVEMENT OF USAF SPONSORED PASSENGERS VIA OCEAN TRANSPORTATION TO AND FROM CONTINENTAL US BY SOURCE, DESTINATION, AND ACCOMMODATION - FY 1962

CONTINENTAL US PORT/OVERSEA AREA	OUTBOUND				INBOUND			
	Total	Space Required		Space Available	Total	Space Required		Space Available
		Cabin	Troop			Cabin	Troop	
PASSENGER - TOTAL	4,127	3,274	2	851	11,737	10,929	41	767
East Coast - Total	1,705	1,466	1	238	8,639	8,338	28	273
British Isles	238	229	-	9	2,851	2,791	-	60
Europe	639	490	1	148	4,071	3,901	12	158
Japan/Korea/Ryukyus/Bonins	2	2	-	-	-	-	-	-
Labrador	-	-	-	-	19	4	15	-
Mediterranean, Eastern	10	10	-	-	156	156	-	-
Mediterranean, Western	656	649	-	7	1,306	1,295	1	10
Panama	78	55	-	23	128	114	-	14
Persian Gulf, Asia, and Africa	5	5	-	-	-	-	-	-
Puerto Rico	77	26	-	51	108	77	-	31
West Coast - Total	2,422	1,808	1	613	3,098	2,591	13	494
Alaska	15	5	-	10	17	12	-	5
Asia, Southeast	5	4	1	-	-	-	-	-
Hawaiian Islands	1,409	1,024	-	385	1,909	1,759	-	150
Japan/Korea/Ryukyus/Bonins	770	575	-	195	963	633	12	318
Marianas	27	26	-	1	39	33	-	6
Philippines	181	160	-	21	133	123	1	9
Taiwan	15	14	-	1	37	31	-	6

Source: Statistics and Reports Division, Directorate of Data Systems and Statistics, Comptroller of the Air Force

TABLE 80 — MOVEMENT OF USAF SPONSORED DRY CARGO VIA OCEAN TRANSPORTATION BY DIRECTION OF LIFT AND BY COMMODITY, WORLD-WIDE - FY 1962

(Table below is in Measurement Tons)

DIRECTION OF LIFT	TOTAL	GENERAL CARGO a/		SPECIAL CARGO b/		AIRCRAFT	OTHER c/
		Household Effects	Other	Private Vehicles	Other		
TOTAL	2,486,179	150,677	1,316,974	560,525	292,980	63,779	101,244
Outbound from Continental US	1,532,064	41,423	868,221	290,683	190,525	63,615	77,597
Inbound to Continental US	631,349	100,637	258,689	243,878	27,102	-	1,043
Other Areas	309,500	8,537	181,078	22,167	74,950	164	22,604
Coastwise	6,727	40	6,145	542	-	-	-
Inter-Coastal	6,539	40	2,841	3,255	403	-	-

a/ Includes packaged petroleum, oil, and lubricants, miscellaneous materiel packed in boxes, bales, bags (including US Mail), barrels, and other items not requiring special storage.

b/ Any wheeled and tracked vehicles, and any cargo weighing more than 10,000 pounds or measuring 35 feet in any dimension except uncrated aircraft.

c/ Includes: Reefer (perishable commodities requiring refrigerated storage) and ammunition and explosives.

Source: Statistics and Reports Division, Directorate of Data Systems and Statistics, Comptroller of the Air Force

TABLE 81 — MOVEMENT OF USAF SPONSORED DRY CARGO VIA OCEAN TRANSPORTATION TO AND FROM CONTINENTAL US BY SOURCE AND DESTINATION, BY COMMODITY, WORLD-WIDE - FY 1962

(In Measurement Tons)

CONTINENTAL US PORT/ OVERSEA AREA	OUTBOUND FROM CONTINENTAL US							INBOUND TO CONTINENTAL US						
	Total	General Cargo		Special Cargo		Air-craft	Other	Total	General Cargo		Special Cargo		Air-craft	Other
		House-hold Effects	Other	Pri-vate Vehicles	Other				House-hold Effects	Other	Pri-vate Vehicles	Other		
WORLD-WIDE - TOTAL	1,532,064	41,423	868,221	290,683	190,525	63,615	77,597	631,349	100,637	258,689	243,878	27,102	-	1,043
AFRICA - TOTAL	5,755	208	3,959	203	1,070	-	315	8	-	8	-	-	-	-
AZORES - TOTAL	41,097	1,108	28,626	4,013	5,256	-	2,094	8,078	1,135	4,614	1,727	602	-	-
BERMUDA - TOTAL	8,483	195	6,378	124	232	-	1,554	2,039	-	1,117	503	419	-	-
BRITISH ISLES - TOTAL	139,137	2,558	89,630	27,667	9,629	-	9,653	79,541	19,318	16,837	41,869	1,516	-	1
EUROPE - TOTAL	309,258	4,372	161,747	60,600	67,998	673	13,868	166,627	14,718	56,061	81,907	13,937	-	4
FAR EAST - TOTAL a/	315,735	3,879	180,987	73,300	29,849	24,080	3,640	116,030	11,662	57,058	44,462	2,248	-	600
ICELAND - TOTAL	4,411	91	2,777	754	18	-	771	3,990	238	2,288	1,194	270	-	-
INDIAN OCEAN - TOTAL b/	18,377	625	9,258	429	2,699	3,870	1,496	5,381	284	5,073	24	-	-	-
LATIN AMERICA - TOTAL c/	72,716	1,582	41,343	15,627	9,888	-	4,276	24,455	3,936	10,850	7,849	1,780	-	40
MEDITERRANEAN - TOTAL	286,618	21,931	162,939	45,892	30,886	3,370	21,600	130,741	40,671	49,661	37,941	2,467	-	1
MID PACIFIC - TOTAL d/	50,202	1,549	26,022	19,172	3,435	-	24	26,867	3,921	8,725	13,630	546	-	45
NORTH ATLANTIC - TOTAL e/	84,053	1,751	61,704	4,948	9,904	-	5,746	29,223	2,036	23,764	952	2,159	-	312
NORTH PACIFIC - TOTAL f/	28,580	17	11,164	12,061	5,312	-	26	12,978	-	4,535	8,204	221	-	18
SOUTHWEST PACIFIC - TOTAL g/	164,211	1,553	81,152	25,236	12,114	31,622	12,534	25,177	2,663	18,089	3,616	787	-	22
IRREGULAR ROUTES - TOTAL	3,431	4	535	657	2,235	-	-	214	55	9	-	150	-	-
EAST COAST - TOTAL	837,874	24,396	461,560	160,651	129,808	-	61,459	373,522	54,286	134,075	166,957	17,848	-	356
Africa	5,741	208	3,959	189	1,070	-	315	8	-	8	-	-	-	-
Azores	28,146	1,079	18,613	3,951	2,409	-	2,094	4,904	780	1,861	1,661	602	-	-
Bermuda	8,483	195	6,378	124	232	-	1,554	2,039	-	1,117	503	419	-	-
British Isles	129,609	1,910	82,989	26,956	8,101	-	9,653	58,152	11,029	9,159	37,815	149	-	-
Europe	266,170	3,745	130,429	56,591	61,537	-	13,868	143,188	7,443	46,557	77,472	11,713	-	3
Far East	40,644	284	18,488	4,268	17,596	-	8	5,548	566	2,353	2,588	41	-	-
Iceland	4,411	91	2,777	754	18	-	771	3,990	238	2,288	1,194	270	-	-
Indian Ocean	8,014	569	4,577	401	971	-	1,496	5,358	284	5,050	24	-	-	-
Latin America	55,917	1,201	28,562	14,457	7,421	-	4,276	18,003	2,169	6,970	7,476	1,348	-	40
Mediterranean	183,868	12,869	94,565	43,963	10,871	-	21,600	98,674	29,538	32,014	36,319	802	-	1
Mid Pacific	3,886	269	1,954	546	1,117	-	-	1,715	30	1,077	516	92	-	-
North Atlantic	84,053	1,751	61,704	4,948	9,904	-	5,746	29,223	2,036	23,764	952	2,159	-	312
North Pacific	5	-	5	-	-	-	-	-	-	-	-	-	-	-
Southwest Pacific	15,549	221	6,078	2,846	6,326	-	78	2,561	173	1,848	437	103	-	-
Irregular Routes	3,378	4	482	657	2,235	-	-	159	-	9	-	150	-	-
GULF COAST - TOTAL	207,265	11,283	131,613	11,246	40,735	12,388	-	102,112	28,971	55,540	11,436	6,163	-	2
Africa	14	-	-	14	-	-	-	-	-	-	-	-	-	-
Azores	12,951	29	10,013	62	2,847	-	-	3,174	355	2,753	66	-	-	-
British Isles	7,925	648	5,052	697	1,528	-	-	20,938	8,052	7,678	3,840	1,367	-	1
Europe	26,358	627	15,939	2,962	6,157	673	-	22,098	6,826	9,503	3,544	2,224	-	1
Far East	23,405	275	14,410	3,374	5,346	-	-	14,891	1,085	11,596	1,842	368	-	-
Indian Ocean	9,706	41	4,514	14	1,267	3,870	-	23	-	23	-	-	-	-

TABLE 82 — MOVEMENT OF USAF SPONSORED DRY CARGO VIA OCEAN TRANSPORTATION TO AND FROM CONTINENTAL US BY SOURCE AND DESTINATION, BY COMMODITY, WORLD-WIDE - FY 1962 (CONTINUED)

(In Measurement Tons)

CONTINENTAL US PORT/ OVERSEA AREA	OUTBOUND FROM CONTINENTAL US							INBOUND TO CONTINENTAL US						
	Total	General Cargo		Special Cargo		Air-craft	Other	Total	General Cargo		Special Cargo		Air-craft	Other
		House-hold Effects	Other	Pri-vate Vehicles	Other				House-hold Effects	Other	Pri-vate Vehicles	Other		
GULF COAST (Continued)														
Latin America	15,113	371	11,530	975	2,237	-	-	6,362	1,734	3,844	352	432	-	-
Mediterranean	98,685	9,062	64,964	1,674	19,615	3,370	-	31,340	10,863	17,465	1,347	1,665	-	-
Mid Pacific	711	91	291	155	174	-	-	679	8	403	197	71	-	-
North Pacific	600	-	600	-	-	-	-	-	-	-	-	-	-	-
Southwest Pacific	11,797	139	4,300	1,319	1,564	4,475	-	2,582	23	2,275	248	36	-	-
Irregular Routes	-	-	-	-	-	-	-	25	25	-	-	-	-	-
CALIFORNIA COAST - TOTAL	398,451	5,638	209,087	104,718	11,735	51,227	16,046	133,366	16,805	56,421	56,607	2,866	-	667
British Isles	764	-	764	-	-	-	-	451	237	-	214	-	-	-
Europe	16,478	-	15,279	950	249	-	-	1,341	449	1	891	-	-	-
Far East	199,293	3,314	99,537	64,022	4,774	24,080	3,566	87,520	9,479	36,213	39,393	1,835	-	600
Indian Ocean	440	15	167	14	244	-	-	-	-	-	-	-	-	-
Latin America	1,668	6	1,251	181	230	-	-	65	23	36	6	-	-	-
Mediterranean	3,761	-	3,312	202	247	-	-	727	270	182	275	-	-	-
Mid Pacific	36,083	1,123	14,923	18,308	1,705	-	24	24,403	3,883	7,244	12,848	383	-	45
North Pacific	6,944	12	6,381	376	175	-	-	873	-	787	86	-	-	-
Southwest Pacific	132,967	1,168	67,420	20,665	4,111	27,147	12,456	17,977	2,455	11,958	2,894	648	-	22
Irregular Routes	53	-	53	-	-	-	-	9	9	-	-	-	-	-
NORTHWEST COAST - TOTAL	88,474	106	65,961	14,068	8,247	-	92	22,349	575	12,653	8,878	225	-	18
British Isles	839	-	825	14	-	-	-	-	-	-	-	-	-	-
Europe	252	-	100	97	55	-	-	-	-	-	-	-	-	-
Far East	52,393	6	48,552	1,636	2,133	-	66	8,071	532	6,896	639	4	-	-
Indian Ocean	217	-	-	-	217	-	-	-	-	-	-	-	-	-
Latin America	18	4	-	14	-	-	-	25	10	-	15	-	-	-
Mediterranean	304	-	98	53	153	-	-	-	-	-	-	-	-	-
Mid Pacific	9,522	66	8,854	163	439	-	-	70	-	1	69	-	-	-
North Pacific	21,031	5	4,178	11,685	5,137	-	26	12,105	-	3,748	8,118	221	-	18
Southwest Pacific	3,898	25	3,354	406	113	-	-	2,057	12	2,008	37	-	-	-
Irregular Routes	-	-	-	-	-	-	-	21	21	-	-	-	-	-

a/ Far East includes Korea, the Islands of Japan and the Ryukyus Group, the Bonin Island Group, and the Marianas.

b/ Indian Ocean includes the Indian Ocean and all adjacent seas, the countries bordering the Red Sea, Persian Gulf, Arabian Sea, and the Bay of Bengal, East to the Burma-Thailand Border.

c/ Latin America includes Mexico, Central America, South America, the Caribbean/Lesser Antilles, Bahamas, and Puerto Rico.

d/ Mid Pacific includes the Hawaiian Islands, Caroline, Marshall Islands, Midway, Kure, Wake, Marcus, Palau Islands, New Guinea, Australia, New Zealand, and all the islands of the South Pacific Ocean not otherwise listed herein.

e/ North Atlantic includes the East Cost of Canada, Labrador, Newfoundland, and Greenland.

f/ North Pacific includes West Coast of Canada North of 50° North Latitude, and Alaska including the Aleutian Islands.

g/ Southwest Pacific includes China, Indo-China, Thailand, Malay Peninsula, Sumatra, Java, Borneo, Celebes, Timor, Taiwan, the Philippines, and South East Asia.

Source: Statistics and Reports Division, Directorate of Data Systems and Statistics, Comptroller of the Air Force.

TABLE 82 — MOVEMENT OF USAF BULK PETROLEUM VIA OCEAN TRANSPORTATION BY AREA, WORLD-WIDE - FY 1962

AREA	NUMBER OF LONG TONS
PETROLEUM LIFT - TOTAL	5,735,674
US ORIGIN - TOTAL	2,830,656
East Coast	142,528
Gulf Coast	2,048,774
California	623,752
Northwest Coast	15,602
CARIBBEAN/LESSER ANTILLES ORIGIN - TOTAL	1,793,990
PERSIAN GULF ORIGIN - TOTAL	845,097
INTER-AREA - TOTAL	57,087
INTRA-AREA - TOTAL	208,844

Source: Statistics and Reports Division, Directorate of Data Systems and Statistics, Comptroller of the Air Force

TABLE 83 - MOVEMENT OF USAF BULK PETROLEUM VIA OCEAN TRANSPORTATION BY TYPE OF PRODUCT, WORLD-WIDE - FY 1962

TYPE OF PRODUCT	NUMBER OF BARRELS	NUMBER OF LONG TONS
PRODUCT - TOTAL	49,209,136	5,735,674
Aviation Gasoline/100	53,478	6,035
Aviation Gasoline/115	13,870,850	1,524,595
Motor Gasoline/80	223,472	24,470
Jet Fuel Oil No. 1	16,921	2,045
Jet Fuel Oil No. 4	33,354,410	3,961,893
Jet Fuel Oil No. 5	105,627	12,499
Rocket Fuel	12,024	1,520
Diesel Oil	348,323	45,758
L. P. Diesel Oil	1,219,206	156,187
Lubricating Oils	4,825	672

Source: Statistics and Reports Division, Directorate of Data Systems and Statistics, Comptroller of the Air Force

Installations

PART VI

INSTALLATIONS

INVENTORY OF INSTALLATIONS

INTRODUCTION

The programming document, "Installations Classified per AFR 87-5, dated, 2 May 1960," prepared and published by the Directorate of Operations, DCS/O, as a supplemental programming document to the Bases, Units, and Priorities Program, and USAF Installations Characteristics Data Report, RCS: 2-AF-Z21, was used to obtain data shown. The USAF exercises a real property interest in all except foreign bases which are included as major installations due to budgetary requirements.

DEFINITIONS

INSTALLATION - A separately located and defined area of real property in which the Air Force exercises a real property interest, or where the Air Force has jurisdiction over real property by agreement with foreign government or by rights of occupation.

(a) ACTIVE - An Air Force installation in use for the performance of an Air Force function.

(b) ANCILLARY - An installation subordinate to another installation of the USAF which is identifiable above.

(c) FOREIGN BASE - An installation or location belonging to another government in which the USAF does not have a real property interest, but where in accordance with governmental agreements, the USAF has certain operational and budgetary responsibilities.

(d) INACTIVE - An Air Force installation not in use for the performance of an Air Force function.

(e) INDUSTRIAL - A public or private plant which is operated by a contractor and is controlled by the USAF through ownership, lease, or permit, which is utilized for: the establishment or expansion of industrial capacity to produce, modify, maintain, and service aircraft, missiles, and related components, and for the storage of machine tools and equipment in support of such programs.

(f) LOGISTICAL - An installation whose principal use is to support a major depot or the Air Materiel Command Headquarters. (Redesignated Air Force Logistics Command, 1 April 1961)

(g) OPERATIONAL - An installation whose principal use is to provide support for Air Force combat and/or combat support, missile, or flying units of squadron strength or greater.

(h) OPERATIONAL FLYING SUPPORT - An installation whose principal use is to support flying activities other than combat or combat support flying forces (equivalent of squadron strength or greater).

(i) OPERATIONAL NON-FLYING SUPPORT - An installation without flying facilities whose principal use is to support headquarters of numbered air forces or higher echelons.

(j) RESEARCH AND TEST - An installation whose principal use is to support major research, development, or employment suitability testing missions.

(k) TENANT ON OTHER SERVICES - An installation belonging to another service, government, department, or agency upon which the USAF has a unit or activity stationed as a tenant (other than foreign bases).

(l) TRAINING - An installation whose principal use is to support a training mission.

MILITARY CONSTRUCTION PROGRAM

INTRODUCTION

This section reflects progress of the Military Construction Program, since its inception in the Air Force, in terms of dollars available, apportioned, contracted, etc. Most of the data were furnished by the Directorate of Budget and the Directorate of Civil Engineering.

DEFINITIONS

APPROVED PROGRAM - Scope and dollar amount approved for implementation of construction and funding by appro-

MILITARY CONSTRUCTION PROGRAM (CONTINUED)

DEFINITIONS

priate authority of Office of the Secretary of Defense and/or Bureau of the Budget through apportionment, or program clearance.

AUTHORIZED PROGRAM - The USAF Military Construction Program as approved by Congress.

CURRENT PROGRAM - The scope and dollar amount deemed necessary for the completion of a line item determined essential to the mission of the USAF.

OPERATING PROGRAM - The scope and dollar amount released to USAF construction agencies as approved for construction, obligation, and expenditures for the completion of a line item.

REAL PROPERTY INVENTORY

INTRODUCTION

These tables present the real property (facilities and land) controlled by the Air Force. The costs shown represent the costs at time of acquisition to the U. S. Government,plus any subsequent improvement, and do not reflect the current value or estimated replacement costs.

DEFINITIONS

EASEMENTS - A right which one party has to use the land owned by another party for ingress and egress, or for the purpose of reducing or limiting the height of objects on land owned by another party to establish security or safety area, or right-of-way interests.

FOREIGN RIGHTS - An agreement or contract between the U. S. Government and a foreign country which gives the United States the right to use the land in a foreign country.

LEASES -A contract between a lessor and a lessee granting exclusive possession and use of land for a period of time and specified compensation.

LICENSE - A privilege to use the land of another, revocable at the will of the land owner.

OWNED LAND - Land acquired through donation of title or cost thereof from private enterprise, state or local governments, condemnation, or purchase.

PUBLIC DOMAIN AND PUBLIC LAND - Land assigned to the AF through a permanent or temporary withdrawal from public domain

COST OF MAINTENANCE AND OPERATION OF REAL PROPERTY

INTRODUCTION AND DEFINITIONS

This section shows the cost of maintenance and operation of USAF Real Property.

CONTRACT - Lump sum and unit price work agreements administered by the installation for preservation and construction; and utility service, inspection, and maintenance agreements administered by major air Force command headquarters.

LABOR COSTS - Costs of all personnel, regardless of the source, performing work attributable to real estate facility activities. The rates used in costing military services are those prescribed in AFM 177-1.

COST OF MAINTENANCE AND OPERATION OF REAL PROPERTY (CONTINUED)

INTRODUCTION AND DEFINITIONS

MATERIALS AND SUPPLIERS - For use in accomplishing the functions of maintenance, repair, and operation of real estate facilities.

STORAGE SPACE UTILIZATION AND OCCUPANCY

INTRODUCTION

The reporting of storage space utilization and occupancy within the Air Force has been revised under the guidance of Office of the Secretary of Defense to provide a uniform procedure for all services. Included in the summary are all Air Force installations which have a gross covered storage area of 20,000 square feet or more.

DEFINITIONS

GROSS STORAGE SPACE - The gross area (regardless of its location or the purpose for which the space being used was designed or is designated) which is assigned or used for any operation concerning storage or the support of storage functions.

NET STORAGE SPACE - The floor area upon which bins are erected plus the floor area upon which material can be stored.

NON-WAREHOUSE SPACE - Any covered area, except warehouse space, assigned for storage purposes.

OPEN STORAGE SPACE - Any improved or unimproved area designated for use in storing material.

WAREHOUSE SPACE - The area in building designed for storage purposes and constructed with roof and complete side and end walls.

TABLE 84 – USAF MAJOR ACTIVE INSTALLATIONS BY TYPE, BY COMMAND, WORLD-WIDE – 30 JUNE 1962

COMMAND	GRAND TOTAL	USAF a/							NON USAF FOREIGN BASES
		Total	Operational	Opera Supp		Training	Research and Test	Logistical	
				Flying	Non-Flying				
WORLD-WIDE-TOTAL	238	230	140	12	15	42	9	12	8
CONTINENTAL US - TOTAL	158	158	79	6	11	42	9	11	-
Aeronautical Chart and Information Cen b/	1	1	-	-	1	-	-	-	-
Air Defense Command	29	29	21	2	6	-	-	-	-
Air Force Accounting and Finance Center	1	1	-	-	1	-	-	-	-
Air Force Logistics Command c/	11	11	-	-	-	-	-	11	-
Air Force Systems Command	9	9	-	-	-	-	9	-	-
Air Training Command	21	21	-	-	-	21	-	-	-
Air University	2	2	-	-	-	2	-	-	-
Continental Air Command	18	18	-	-	-	18	-	-	-
Headquarters Command, USAF	2	2	1	1	-	-	-	-	-
Military Air Transport Service	7	7	6	-	1	-	-	-	-
Strategic Air Command	43	43	42	1	-	-	-	-	-
Tactical Air Command	12	12	9	2	1	-	-	-	-
USAF Academy	1	1	-	-	-	1	-	-	-
USAF Security Service	1	1	-	-	1	-	-	-	-
OVERSEA - TOTAL	80	72	61	6	4	-	-	1	8
Alaskan Air Command (Includes Alaska)	4	4	4	-	-	-	-	-	-
Air Defense Command	3	3	2	-	1	-	-	-	-
Air Force Logistics Command c/	1	1	-	-	-	-	-	1	-
Caribbean Air Command	2	2	-	2	-	-	-	-	-
Military Air Transport Service	4	4	3	1	-	-	-	-	-
Pacific Air Force (Includes Hawaii)	14	12	10	1	1	-	-	-	2
Strategic Air Command	18	15	15	-	-	-	-	-	3
US AIR FORCES IN EUROPE	34	31	27	2	2	-	-	-	3

a/ Includes only installations where the USAF has a real property interest, and shows command having jurisdiction over the physical facilities.

b/ Designated as a separate operating agency, 1 July 1960

c/ Redesignated Air Force Systems Command and Office of Aerospace Research (a separate operating agency), 1 April 1961.

Source: Materiel Statistics Division, Directorate of Statistical Services, Comptroller of the Air Force.

TABLE 85 — USAF INSTALLATIONS BY TYPE, BY STATUS, WORLD-WIDE — 30 JUN 1962

TYPE OF INSTALLATION	WORLD-WIDE		CONTINENTAL U S		OVERSEAS	
	Active	Other than Active a/	Active	Other than Active a/	Active	Other than Active a/
MAJOR TYPE - TOTAL b/	238	-	158	-	80	-
Operational	140	-	79	-	61	-
Operational Support, Flying	12	-	6	-	6	-
Operational Support, Non-Flying	15	-	11	-	4	-
Training	42	-	42	-	-	-
Research and Test	9	-	9	-	-	-
Logistical	12	-	11	-	1	-
Foreign Bases	8	-	-	-	8	-
ANCILLARY, INDUSTRIAL, AIRCRAFT CONTROL AND WARNING - TOTAL	3,282	626	2,293	527	989	99

a/ Includes Inactive, Excess, Industrial Standby, and Installations under construction.
b/ All categories, except Foreign Bases, reflect installations where the AF has a real property interest.

Source: Statistics and Reports Division, Directorate of Data Systems and Statistics, Comptroller of the Air Force

TABLE 86 — STATUS OF THE USAF MILITARY CONSTRUCTION PROGRAM, CUMULATIVE, WORLD-WIDE — FY 1962 AND PRIOR

AUTHORIZATION-PUBLIC LAW	CONGRESS	AUTHORIZED PROGRAM	CURRENT PROGRAM	APPROVED PROGRAM	OPERATING PROGRAM
TOTAL		$ 15,236,358,179	$ 12,520,906,866	$ 12,473,221,770	$ 12,429,610,314
PLANNING - TOTAL		431,319,441	431,620,890	431,620,890	428,895,393
MINOR CONSTRUCTION - TOTAL		128,109,660	128,109,660	128,109,660	128,109,660
SUPPORTING ACTIVITIES -TOTAL		290,294,311	192,195,703	186,008,541	181,499,388
RESERVE - TOTAL		95,790,387	84,851,130	84,587,877	84,169,930
PUBLIC WORKS - TOTAL . . .		14,290,844,380	11,684,129,483	11,642,894,802	11,606,935,943
703	Act 2, July 1940	153,000,000	152,959,165	-	152,959,165
626	80-2	1,097,000	1,084,506	-	1,084,506
30	81-1	85,500,000	84,330,483	-	84,330,483
60	81-1	37,465,000	37,139,261	-	37,139,261
415	81-1	100,000,000	100,000,000	-	100,000,000
420	81-1	59,166,775	55,000,137	-	55,000,137
564	81-2	203,243,852	185,733,837	-	185,733,837
799	81-2	57,500,000	57,500,000	-	57,500,000
838	81-2	3,114,500	3,076,638	-	3,076,638
910	81-2	883,050,791	879,161,897	(Detail -	879,161,897
155	82-1	2,648,168,753	2,168,990,852	-	2,167,990,852
165 NATO Management Fund	82-1	101,000,000	101,000,000	-	101,000,000
534 FY-53 Authorization	82-2	1,553,604,764	1,323,747,071	-	1,323,747,071
209	83-1	253,498,395	190,187,711	-	190,187,711
325 Air Force Academy .	83-2	141,797,000	140,660,978	By -	140,660,978
534 FY-55 Authorization	83-2	859,308,000	764,598,375	-	764,598,375
765 Air Force Funds . .	83-2	58,788,750	35,184,117	-	35,184,117
765 Office Secretary of Defense Funds . .	83-2	29,830,000	29,588,420	Public -	29,588,420
161	84-1	1,344,927,000	964,519,587	-	964,519,587
968	84-2	1,237,957,000	688,340,127	-	688,340,127
968 Section 302b . . .	84-2	50,000,000	41,258,059	Works -	41,258,059
968 Section 407 . . .	84-2	5,000,000	5,000,000	-	-
241	85-1	560,725,000	394,232,467	-	388,077,367
325	85-2	440,257,000	357,476,797	-	357,476,797
685	85-2	667,954,000	433,979,684	Not -	432,936,684
685 Section 401	85-2	7,000,000	6,986,880	-	6,986,880
685 Section 303	85-2	17,500,000	3,580,748	-	3,580,748
149	86-1	372,693,800	187,423,043	-	183,567,843
149 Section 303	86-1	10,000,000	3,475,396	Available) -	3,475,396
500	86-2	311,005,000	197,058,168	-	182,651,068
500 Section 303	86-2	9,000,000	7,964,771	-	7,964,771
57	87-1	179,161,000	131,211,300	-	99,017,160
57 Section 303	87-1	10,000,000	9,077,500	-	8,302,500
57 Section 401 Minot .	87-1	5,190,000	5,074,873	-	5,074,873
57 Section 501	87-1	16,400,000	16,314,000	-	3,550,000
Missile Authorization	Combined	1,816,941,000	1,921,212,635	-	1,921,212,635
CONTINGENCIES - TOTAL. . .				4,859,156	

Source: Materiel Statistics Division, Directorate of Data Systems and Statistics, Comptroller of the Air Force.

TABLE 87 — PROGRESS OF USAF MILITARY CONSTRUCTION PROGRAM, WORLD-WIDE — FY 1962

(Table below is in millions of dollars; parentheses denote minus quantities)

MONTH	AUTHORIZED	AVAILABLE	CONTRACT AWARD	OBLIGATED		EXPENDED (GROSS)	
				Regular Appropriations	Other Programs	Regular Appropriations	Other Programs
TOTAL -(CUMULATIVE THROUGH FY 1962)	$ 15,236	$ 12,493	$ 12,606	$ 12,116	$ 157	$ 11,634	$ 156
PRIOR TO FY 1962 (CUMULATIVE) - TOTAL	14,665	11,968	11,759	11,367	155	10,747	154
FY 1962 AIR FORCE RESERVE - TOTAL	5	5	4	3	-	3	-
FY 1962 REGULAR - TOTAL	566	520	843	746	2	884	2
July (1961)	477	-	59	65	-	7	-
August	47	-	76	78	-	127	-
September	(4)	498	88	37	-	77	-
October	36	14	17	59	-	80	-
November	(2)	-	161	41	-	82	-
December	-	-	104	105	1	80	-
January (1962)	8	-	25	43	-	68	-
February	5	8	48	37	-	63	1
March	4	-	132	116	-	60	-
April	1	-	61	45	-	67	-
May	(5)	-	44	67	-	87	-
June	(1)	-	28	53	1	86	1

Source: Materiel Statistics Division, Directorate of Data Systems and Statistics, Comptroller of the Air Force.

TABLE 88 — COST TO U. S. GOVERNMENT OF MILITARY REAL PROPERTY CONTROLLED BY DEPARTMENT OF THE AIR FORCE, WORLD-WIDE — 30 JUN 1962

(In thousands of dollars)

TYPE OF REAL PROPERTY	WORLD-WIDE	UNITED STATES a/	POSSESSIONS	FOREIGN COUNTRIES
TOTAL	$ 14,820,630	$ 11,620,237	$ 331,158	$ 2,869,235
Land b/	194,705	180,562	3,313	10,830
Buildings	8,072,371	6,409,262	165,102	1,498,007
Structures, Utilities, etc.	6,553,554	5,030,413	162,743	1,360,398

a/ Includes data for Alaska and Hawaii.
b/ Excludes acreage leased outside of installations.

Source: Materiel Statistics Division, Directorate of Data Systems and Statistics, Comptroller of the Air Force.

TABLE 89 — ACREAGE OF MILITARY REAL PROPERTY CONTROLLED AND LOCATED AT DEPARTMENT OF AIR FORCE INSTALLATIONS, WORLD-WIDE — 30 JUNE 1962

TYPE OF LAND	WORLD-WIDE	UNITED STATES a/	POSSESSIONS	FOREIGN COUNTRIES
TOTAL	$ 13,186,848	$ 10,954,470	$ 40,490	$ 2,191,888
Owned	1,768,936	1,742,810	26,126	-
Public Domain	8,238,253	8,238,253	-	-
License or Permit	78,226	71,132	7,094	-
Public Land (Possessions)	11,788	4,829	6,959	-
Easements	74,851	74,323	292	236
Leased b/	891,698	823,123	19	68,556
Foreign Rights	2,123,096	-	-	2,123,096

a/ Includes data for Alaska and Hawaii.
b/ Excludes acreage leased outside of installations.

Source: Materiel Statistics Division, Directorate of Data Systems and Statistics, Comptroller of the Air Force.

TABLE 90 — COST TO US GOVERNMENT OF LAND CONTROLLED BY THE DEPARTMENT OF THE AIR FORCE, WORLD-WIDE — 30 JUNE 1962

(In thousands of dollars)

TYPE OF LAND	WORLD-WIDE	UNITED STATES a/	POSSESSIONS	FOREIGN COUNTRIES
TOTAL	$ 194,705	$ 180,562	$ 3,313	$ 10,830
Owned	175,090	171,800	3,290	-
License or Permit	496	496	-	-
Easements	8,289	8,266	23	-
Foreign Rights	10,830	-	-	10,830

a/ Includes data for Alaska and Hawaii.

Source: Materiel Statistics Division, Directorate of Data Systems and Statistics, Comptroller of the Air Force.

TABLE 91 — COST OF MAINTENANCE AND OPERATION OF USAF REAL PROPERTY BY COMMAND, WORLD-WIDE – FY 1962

(In thousands of dollars)

COMMAND	TOTAL	LABOR COST		MATERIAL AND SUPPLIES	CONTRACT AND OTHER
		Civilian	Military		
WORLD-WIDE - TOTAL	$ 842,294	$ 232,834	$ 111,465	$ 125,755	$ 372,240
CONTINENTAL US - TOTAL	579,507	189,747	79,311	75,891	234,558
Aeronautical Chart and Information Center	1,773	1,118	20	163	472
Air Defense Command	83,706	20,381	14,168	11,827	37,330
Air Force Logistics Command	94,383	52,182	1,160	11,905	29,136
Air Force Systems Command	44,138	16,105	2,710	4,682	20,641
Air Training Command	81,778	24,815	11,409	7,776	37,778
Air University	6,160	2,270	507	580	2,803
Continental Air Command	11,408	5,467	73	967	4,901
Headquarters Command USAF	16,434	4,429	1,800	1,749	8,456
Military Air Transport Service	32,113	10,126	5,177	4,647	12,163
Strategic Air Command	160,276	36,622	36,327	23,698	63,629
Tactical Air Command	38,483	11,422	5,798	6,866	14,397
US Air Force Academy	7,454	4,128	66	935	2,325
US Security Service	1,401	682	96	96	527
OVERSEA - TOTAL	262,787	43,087	32,154	49,864	137,682
Alaska Air Command (Includes Alaska)	24,733	6,980	3,107	5,481	9,165
Air Defense Command	19,972	1,407	3,068	3,668	11,829
Air Force Logistics Command	5,254	161	304	1,170	3,619
Caribbean Air Command	2,413	1,071	161	296	885
Military Air Transport Service	5,882	1,743	829	1,345	1,965
Pacific Air Forces (Includes Hawaii)	63,083	17,649	5,787	12,528	27,119
Strategic Air Command	42,707	9,867	7,808	8,515	16,517
USAF In Europe	87,473	2,392	10,137	15,359	59,585
US Security Service	11,270	1,817	953	1,502	6,998

Source: Statistics and Reports, Directorate of Data Systems and Statistics, Comptroller of the Air Force.

686559 O - 63 - 14

TABLE 92 — USAF STORAGE SPACE, UTILIZATION, AND OCCUPANCY, WORLD-WIDE — 30 JUNE 1962

(In thousands of square feet)

TYPE OF STORAGE	WORLD-WIDE			CONTINENTAL US			OVERSEAS		
	GROSS Storage Space	Net Storage Space	Occupied Space	Gross Storage Space	Net Storage Space	Occupied Space	Gross Storage Space	Net Storage Space	Occupied Space
WAREHOUSE SPACE - TOTAL	37,037	18,943	15,299	35,174	18,483	14,904	1,863	460	395
General Purpose	34,365	17,407	13,931	32,509	16,952	13,541	1,856	455	390
Controlled Humidity	2,279	1,298	1,161	2,279	1,298	1,161	-	-	-
Flammable	313	190	160	313	190	160	-	-	-
Chill	58	33	32	55	31	30	3	2	2
Freeze	22	15	15	18	12	12	4	3	3
NON-WAREHOUSE SPACE - TOTAL	2,527	1,619	1,089	2,261	1,369	1,055	266	250	34
Shed	1,095	872	474	830	623	441	265	249	33
Magazine - Total	177	153	123	176	152	122	1	1	1
Igloo	62	56	45	62	56	45	-	-	-
Above Ground	115	97	78	114	96	77	1	1	1
Other - Total	1,255	594	492	1,255	594	492	-	-	-
Controlled Humidity	99	43	25	99	43	25	-	-	-
General Purpose	1,156	551	467	1,156	551	467	-	-	-
OPEN STORAGE SPACE - TOTAL	21,740	15,264	8,673	19,535	13,226	8,446	2,205	2,038	227
Improved	21,740	15,264	5,289	19,535	13,226	5,148	2,205	2,038	141
Unimproved	-	-	3,384	-	-	3,298	-	-	86

Source: Statistics and Reports Division, Directorate of Data Systems and Statistics, Comptroller of the Air Force.

Military Assistance Program (MAP)

PART VII

MILITARY ASSISTANCE PROGRAM (M A P)

INTRODUCTION

The tables in this section provide summary data on all aspects of the Military Assistance Program administered by the Air Force. The data were compiled from progress reports from major commands on materiel deliveries and training accomplishment and from Military Assistance Advisory Groups or comparable organizations in each participating country. The Mutual Defense Assistance Act of 1947 enacted into law on 6 October 1949 established Military Assistance; hence, the captions FY 1950 through FY 1962 as used in the tables indicate an accumulation of data from the date of the enactment. This does not necessarily mean that the incipient date for all countries was FY 1950.

DEFINITIONS

AIRCRAFT ATTRITION - Aircraft lost from MAP inventories by reason of accident, obsolescence, or in combat.

CONTRACT TECHNICAL SERVICES PERSONNEL - Contract civilian technical specialists engaged in technical assistance, providing instruction or guidance in connection with newly designed or complicated equipment to recipient countries under the Military Assistance Program, whose skills are not available from military sources.

DEFREPNAMA - The Defense Representative, North Atlantic and Mediterranean Areas (Paris, France).

GRANT AID - Military Assistance rendered under the authority of the Foreign Assistance Act of 1961, as amended, for which the United States receives no reimbursement.

MAP AIRCRAFT - Aircraft in foreign countries provided by the USAF under Military Assistance Program.

MAP EMPLOYEES - Category of civilian personnel engaged in activities required in carrying out the Military Assistance Program as administered by the Air Force.

MAPPOM - MAP Property-Owned Materiel account to hold materiel that is authorized for a stockpile for which there is no recipient country program and other MAP-owned materiel being held pending disposition.

MAPPSAD - MAP Property Sales and Disposition account to record sales under the Mutual Security Military Sales Program and other authorized disposition of materiel transferred from the MAPPOM account, when there is no MAP requirement.

MILITARY ASSISTANCE SALES - Transactions for military materiel and services which have been ordered and paid for by eligible recipient countries. Such transactions were formerly designated as Reimbursable Military Assistance.

MOBILE TRAINING ASSISTANCE - Qualified personnel organized and equipped to provide training instruction, guidance, or assistance to recipient countries under the Military Assistance Program.

SPACE - Represents one man-course completed by one student in one class covering a specific subject of instruction.

[redacted]

TABLE 93 — MILITARY ASSISTANCE GRANT AID PROGRAM BY RECIPIENT COUNTRY — PROGRAM AND DELIVERIES, WORLD-WIDE — FY 1950 THROUGH FY 1962 AND DELIVERIES, WORLD-WIDE BY QUARTER — FY 1962

(In thousands of dollars. Figures in parentheses denote negative amounts)

COUNTRY	CUMULATIVE		FY 1962 DELIVERIES BY QUARTER				
	FY 1950 Through FY 1962 Program	FY 1950 Through FY 1962 Deliveries	Total	First	Second	Third	Fourth
VALUE OF GRANT AID - TOTAL	9,996,374	8,965,315	661,657	99,250	121,160	162,409	278,838
VALUE OF MATERIEL - TOTAL	8,609,480	7,646,264	522,184	82,256	96,486	124,146	219,296
WORLD-WIDE Only - Total	624,031	300,870	53,414	911	(3,713)	382	55,834
Program Requirements	356,497	112,329	32,990	1,041	100	194	31,655
MAP Owned Materiel (MAPPOM)	9,306	8,072	(27,379)	(130)	(3,813)	188	(23,624)
MAP Property Sales and Disposals (MAPSAD)	103,831	103,831	-	-	-	-	-
NATO Maintenance Supply Service Agency (NMSSAS)	28,361	28,835	-	-	-	-	-
Defense Representative, North Atlantic and Mediterranean Areas, Paris, France (DEFREPNAMA)	126,036	47,803	47,803	-	-	-	47,803
Europe - Total	4,471,438	4,269,842	114,305	21,866	34,487	22,537	35,415
Belgium	319,507	306,172	595	121	210	53	211
Denmark	197,856	194,193	1,582	292	543	396	351
Federal Republic of Germany	353,120	353,120	98	5	92	92	(91)
Stockpile "B"	-	-	(154)	-	-	-	(154)
France	1,024,124	1,020,724	3,990	1,646	671	417	1,256
Italy	713,962	666,743	38,200	14,367	14,569	9,580	(316)
Netherlands	344,205	320,343	2,449	128	229	1,647	445
Norway	350,219	295,878	34,596	1,121	5,623	8,764	19,088
Portugal	116,331	104,947	1,474	500	137	48	789
Spain	176,196	147,951	6,263	1,302	1,839	1,033	2,089
United Kingdom	708,244	701,810	23,721	2,384	10,574	507	10,256
Yugoslavia	145,110	145,110	-	-	-	-	-
European Requirements	22,564	12,851	1,491	-	-	-	1,491
Near East, Africa and South Asia - Total	1,184,986	1,007,988	127,106	10,495	11,981	41,936	62,694
Afghanistan	7	7	-	-	-	-	-
Ethiopia	13,979	12,202	2,751	1,265	206	516	764
Greece	383,829	315,714	22,599	2,235	2,596	5,842	11,926
Iran	81,363	63,765	4,183	267	1,292	1,071	1,553
Iraq	927	927	-	-	-	-	-
Jordan	2,715	2,715	40	-	-	40	-
Lebanon	1,357	1,357	20	-	-	20	-
Morocco	5,929	1,382	1,382	-	-	-	1,382
Pakistan	143,789	112,407	9,370	1,090	2,763	2,562	2,955
Saudi Arabia	13,763	11,567	3,279	266	2,401	219	393
Stockpile "SA"	1,695	1,695	(1,963)	-	(1,934)	-	(29)
Turkey	535,633	484,250	85,445	5,372	4,657	31,666	43,750

[redacted]

Downgraded at 12-Year Intervals:
Not Automatically Declassified
DOD Dir 5200.10

TABLE 93 — MILITARY ASSISTANCE GRANT AID PROGRAM BY RECIPIENT COUNTRY — PROGRAM AND DELIVERIES, WORLD-WIDE — FY 1950 THROUGH FY 1962 AND DELIVERIES, WORLD-WIDE BY QUARTER — FY 1962 (CONTINUED)

COUNTRY	CUMULATIVE		FY 1962 DELIVERIES BY QUARTER				
	FY 1950 Through FY 1962 Program	FY 1950 Through FY 1962 Deliveries	Total	First	Second	Third	Fourth
VALUE OF MATERIEL (Continued) . . .							
Far East and Pacific - Total. . .	2,117,587	1,897,109	210,888	43,500	49,764	55,420	62,204
Burma	14,638	7,139	2,436	-	1,788	360	288
Cambodia.	10,336	5,650	2,990	48	1,078	522	1,342
French Indo-China	128,760	128,760	(1)	-	-	-	(1)
Indonesia	4,796	4,109	3,579	831	1,176	277	1,295
Japan	405,371	382,133	47,615	9,819	11,614	12,061	14,121
Korea	252,045	217,486	34,396	15,334	5,957	5,836	7,269
Laos.	27,792	20,636	6,178	502	997	1,103	3,576
Philippines	96,621	84,303	10,027	1,790	3,132	2,864	2,241
Republic of China	930,742	856,812	56,490	7,671	18,804	16,099	13,916
Thailand.	160,142	117,024	17,669	6,990	1,098	4,387	5,194
Vietnam	86,344	73,057	29,509	515	4,120	11,911	12,963
Far East Requirements	-	-	-	-	-	-	-
Western Hemisphere - Total. . . .	211,438	170,455	16,471	5,484	3,967	3,871	3,149
Argentina	389	339	-	-	-	-	-
Bolivia	1,357	449	420	310	13	45	52
Brazil.	72,278	61,280	6,444	1,987	1,642	2,066	749
Chile	37,396	28,472	3,227	981	753	665	828
Colombia.	25,948	17,625	2,315	1,214	329	554	218
Costa Rica.	79	-	-	-	-	-	-
Cuba.	9,128	9,128	-	-	-	-	-
Dominican Republic.	4,720	4,372	117	-	-	-	117
Ecuador	11,211	10,138	1,111	373	227	98	413
El Salvador	14	3	-	-	-	-	-
Guatemala	1,551	83	80	2	42	-	36
Haiti	550	135	7	-	1	-	6
Honduras.	767	89	87	19	1	-	67
Mexico.	53	-	-	-	-	-	-
Nicaragua	549	17	17	-	16	-	1
Paraguay.	783	185	13	11	-	2	-
Peru.	28,697	23,254	1,829	351	877	202	399
Uruguay	15,644	14,562	732	164	66	239	263
Venezuela	324	324	72	72	-	-	-
VALUE OF SERVICES - TOTAL	1,386,894	1,319,051	139,473	16,994	24,674	38,263	59,542
Europe.	765,048	756,231	21,533	3,762	5,721	5,859	6,191
Near East, Africa and South Asia.	219,888	203,323	33,170	7,235	11,162	7,510	7,263
Far East and Pacific.	318,846	283,504	39,513	4,575	6,626	7,285	21,027
Western Hemisphere.	40,077	36,181	6,018	1,408	1,341	2,196	1,073
Undistributed by Area	43,035	39,812	39,239	14	(176)	15,413	23,988

Source: Statistics and Reports Division, Directorate of Data Systems and Statistics, Comptroller of the Air Force.

DOWNGRADED AT 12 YEAR INTERVALS;
NOT AUTOMATICALLY DECLASSIFIED
DOD DIR. 5200.10

[redacted]

TABLE 94 — MILITARY ASSISTANCE GRANT AID PROGRAM BY MAJOR CATEGORY — PROGRAM AND DELIVERIES, WORLD-WIDE — FY 1950 THROUGH FY 1962 AND DELIVERIES, WORLD-WIDE BY QUARTER — FY 1962

(In thousands of dollars. Parentheses denote negative amounts)

CATEGORY	FY 1950 THROUGH FY 1962		FY 1962 DELIVERIES BY QUARTER				
	Program	Deliveries	Total	First	Second	Third	Fourth
VALUE OF GRANT AID - TOTAL	9,996,374	8,965,315	661,657	99,250	121,160	162,409	278,838
VALUE OF MATERIEL - TOTAL	8,609,480	7,646,264	522,184	82,256	96,486	124,146	219,296
Aircraft, Components, and Spare Parts	5,707,977	5,270,021	262,317	48,498	48,926	57,493	107,400
Ships and Harbor Craft	726	726	1	-	-	-	1
Vehicles	162,884	155,185	4,771	603	1,093	617	2,458
Artillery	53,463	53,463	45	37	2	-	6
Weapons	29,206	27,535	1,261	183	454	370	254
Ammunition	515,555	507,121	15,831	1,166	3,725	4,113	6,827
Guided Missiles	552,145	510,436	77,861	8,690	10,307	29,157	29,707
Electronics and Communications Equipment	574,613	510,313	24,996	4,063	4,977	4,158	11,798
Major Materiel Handling Equipment	3,690	3,136	89	-	39	-	50
Construction Equipment	28,968	28,258	358	-	272	40	46
Training Equipment	131,898	105,289	13,067	1,366	7,010	2,588	2,103
Shop and Utilities Equipment	8,998	7,429	619	73	78	328	140
Printing and Production Equipment	116	6	2	-	-	-	2
Photographic Equipment	8,597	8,184	566	166	97	115	188
Petroleum, Oil and Lubricants (POL)	103,113	89,769	17,893	4,899	2,561	5,309	5,124
Medical Equipment and Supplies	4,462	3,128	568	240	38	183	107
Organization, Base, and Maintenance Equipment	272,025	230,566	28,246	1,980	2,152	7,124	16,990
Subsistence	943	858	205	-	133	38	34
Development of Advanced Weapons Design	823	493	204	174	21	2	7
Special Projects	300,831	134,348	73,284	10,118	14,601	12,511	36,054
Spare Parts	148,447	-	-	-	-	-	-
VALUE OF SERVICES - TOTAL	1,386,894	1,319,051	139,473	16,994	24,674	38,263	59,542
Supply Operations	601,540	596,676	38,196	5,939	8,841	7,499	15,917
Training	431,584	407,816	34,818	6,523	8,717	7,482	12,096
Administration	49,624	48,111	4,338	646	864	811	2,017
Industrial Plants and Expansion	111,827	111,827	(155)	5	431	-	(591)
Construction	114,640	89,244	22,961	3,431	4,050	2,067	13,413
Mutual Weapons Development and Modernization and Advance Weapons	27,079	26,241	954	299	126	193	336
Special Projects	50,600	39,136	38,361	151	1,645	20,211	16,354

Source: Statistics and Reports Division, Directorate of Data Systems and Statistics, Comptroller of the Air Force.

DOWNGRADED AT 3 YEAR INTERVALS;
DECLASSIFIED AFTER 12 YEARS.
DOD DIR. 5200.10

[redacted]

[redacted]

TABLE 95 — MILITARY ASSISTANCE GRANT AID MATERIEL PROGRAM AND DELIVERIES BY SOURCE OF ASSISTANCE, WORLD-WIDE — FY 1950 THROUGH FY 1962

MATERIEL CATEGORY	CUMULATIVE PROGRAM FY 1950 THROUGH FY 1962					CUMULATIVE DELIVERIES FY 1950 THROUGH FY 1962				
	Total	Common Items	Excess	Offshore Procurement	Special Items a/	Total	Common Items	Excess	Offshore Procurement	Special Items a/
VALUE OF MATERIEL - TOTAL	8,609,480	6,841,057	711,822	498,701	557,900	7,646,264	6,386,287	648,637	420,895	190,445
Aircraft, Components, and Spare Parts	5,707,977	4,353,602	615,222	421,370	317,783	5,270,021	4,214,744	576,911	355,377	122,989
Ships and Harbor Craft	726	696	30	-	-	726	696	30	-	-
Vehicles	162,884	144,083	4,590	13,565	646	155,185	139,815	3,313	11,411	646
Artillery	53,463	51,682	1,744	37	-	53,463	51,681	1,744	38	-
Weapons	29,206	23,121	967	4,853	265	27,535	21,889	528	4,853	265
Ammunition	515,555	459,489	20,726	35,340	-	507,121	452,523	19,258	35,340	-
Guided Missiles	552,145	546,673	1,040	477	3,955	510,436	509,842	592	-	2
Electronics and Communications Equipment	574,613	559,861	7,848	5,158	1,746	510,313	496,426	6,981	5,159	1,747
Major Materiel Handling Equipment	3,690	3,666	24	-	-	3,136	3,112	24	-	-
Construction Equipment	28,968	28,725	243	-	-	28,258	28,015	243	-	-
Training Equipment	131,898	92,669	23,305	444	15,480	105,289	84,459	20,387	416	27
Shop and Utilities Equipment	8,998	8,559	52	324	63	7,429	6,993	52	324	60
Printing and Production Equipment	116	100	-	-	16	6	2	-	-	4
Photographic Equipment	8,597	8,482	58	-	57	8,184	8,066	61	-	57
Petroleum, Oil and Lubricants (POL)	103,113	89,461	-	5	13,647	89,769	76,119	-	5	13,645
Medical Equipment and Supplies	4,462	3,907	-	-	555	3,128	2,573	-	-	555
Organization, Base and Maintenance Equipment	272,025	226,517	35,962	7,972	1,574	230,566	202,507	18,513	7,972	1,574
Subsistence	943	893	-	-	50	858	808	-	-	50
Development of Advanced Weapons Design	823	823	-	-	-	493	493	-	-	-
Special Projects	300,831	164,630	-	-	136,201	134,348	85,524	-	-	48,824
Spare Parts	148,447	73,418	11	9,156	65,862	-	-	-	-	-

a/ Approved materiel programs financed with direct citation of MAP-owned Foreign Currency for offshore procurement, special procurement solely for MAP (Special Items) and materiel financed from funds resulting from Barter Agreements (Section 509 of the Foreign Assistance Act of 1961).

Source: Statistics and Reports Division, Directorate of Data Systems and Statistics, Comptroller of the Air Force.

[redacted]

Downgraded at 3-Year Intervals:
Declassified After 12 Years
DOD Dir 5200.10

[redacted]

TABLE 96 — MILITARY ASSISTANCE SALES BY MAJOR CATEGORY - CASES APPROVED AND DELIVERIES, WORLD-WIDE - FY 1950 THROUGH FY 1962 AND DELIVERIES, BY QUARTER - FY 1962

(Figures are in thousands of dollars)

CATEGORY	CUMULATIVE FY 1950 THROUGH FY 1962		FY 1962 DELIVERIES BY QUARTER				
	Cases Approved	Deliveries a/	Total	First	Second	Third	Fourth
MUTUAL SECURITY MILITARY SALES - TOTAL	$1,106,393	$809,509	$123,184	$16,303	$36,432	$14,634	$55,815
MATERIEL - TOTAL	$960,022	$701,555	$93,229	$11,685	$27,126	$9,075	$45,343
Aircraft, Components, and Spare Parts	778,708	580,174	56,296	6,066	17,871	2,262	30,097
Vehicles	3,421	3,340	187	-	162	4	21
Weapons	20,318	4,719	3,085	485	1,270	473	857
Ammunition	27,396	19,165	4,149	1,312	153	279	2,405
Guided Missiles	2,383	2,383	1,289	-	138	973	178
Electronics and Communications Equipment	69,796	39,683	14,502	3,337	3,250	3,364	4,551
Training Equipment	10,023	9,013	1,280	110	849	116	205
Shop and Utilities Equipment	2,476	2,435	155	41	30	5	79
Photographic Equipment	1,215	1,213	2	2	-	-	-
Petroleum, Oil and Lubricants (POL)	3,349	2,810	350	49	109	63	129
Organization, Base, and Maintenance Equipment	9,885	7,218	1,381	183	666	234	298
Other Materiel, including Miscellaneous	31,052	29,402	10,553	100	2,628	1,302	6,523
TRAINING AND SERVICES - TOTAL	$146,371	$107,954	$29,955	$4,618	$9,306	$5,559	$10,472
Training	62,670	48,462	10,873	2,721	2,801	2,936	2,415
Services and Accessorial Charges	83,701	59,492	19,082	1,897	6,505	2,623	8,057

a/ Cumulative FY 1950-1962 Delivery Data have been adjusted to eliminate deliveries of materiel and services which were erroneously reported as Mutual Security Military Sales in Table 98, FY 1961 and previous Statistical Digests.

Source: Statistics and Reports Division, Directorate of Data Systems and Statistics, Comptroller of the Air Force.

[redacted]

Downgraded at 3-Year Intervals:
Declassified After 12 Years
DOD Dir 5200.10

TABLE 97 — MILITARY ASSISTANCE GRANT AID PROGRAM SUPPORTED AIRCRAFT INVENTORY BY STATUS, BY TYPE, MODEL, AND SERIES OF AIRCRAFT, WORLD-WIDE, AT END OF QUARTER - FY 1962

TYPE, MODEL, AND SERIES OF AIRCRAFT	30 SEPTEMBER 1961			31 DECEMBER 1961			31 MARCH 1962			30 JUNE 1962		
	Total	Active	Inactive	Total	Active	Inactive	Total	Active	Inactive	Total	Active	Inactive
INVENTORY - TOTAL	3,693	3,626	67	3,689	3,658	31	3,737	3,687	50	3,703	3,652	51
BOMBER - TOTAL	119	119	-	113	113	-	113	113	-	106	106	-
AD-6	24	24	-	21	21	-	19	19	-	18	18	-
B-26	60	60	-	57	57	-	59	59	-	53	53	-
B-57	22	22	-	22	22	-	22	22	-	22	22	-
P2V5	13	13	-	13	13	-	13	13	-	13	13	-
FIGHTER - TOTAL	1,957	1,893	64	1,951	1,926	25	1,908	1,886	22	1,891	1,847	44
F-80C	94	94	-	94	94	-	94	94	-	94	94	-
F-84F	182	182	-	178	178	-	174	174	-	182	182	-
F-84G	163	160	3	161	158	3	153	150	3	131	131	-
F-86D	92	92	-	110	110	-	109	109	-	130	127	3
F-86E	132	117	15	129	128	1	127	127	-	127	127	-
F-86F	1,010	969	41	996	975	21	971	952	19	952	911	41
F-86K	51	51	-	51	51	-	50	50	-	49	49	-
F-100A	75	75	-	74	74	-	74	74	-	74	74	-
F-100D	94	89	5	94	94	-	93	93	-	88	88	-
F-100F	27	27	-	27	27	-	27	27	-	29	29	-
F-104A	32	32	-	32	32	-	32	32	-	31	31	-
F-104B	5	5	-	5	5	-	4	4	-	4	4	-
RECONNAISSANCE - TOTAL	131	131	-	130	130	-	130	130	-	134	134	-
G-91	1	1	-	1	1	-	1	1	-	1	1	-
RB-57D	1	1	-	-	-	-	-	-	-	-	-	-
RF-84F	90	90	-	89	89	-	89	89	-	89	89	-
RF-86F	11	11	-	11	11	-	11	11	-	11	11	-
RF-101A	2	2	-	4	4	-	4	4	-	8	8	-
RLT-6G	1	1	-	-	-	-	-	-	-	-	-	-
RT-33A	25	25	-	25	25	-	25	25	-	25	25	-
SEARCH AND RESCUE - TOTAL	31	31	-	36	36	-	44	44	-	50	50	-
SA-16A	18	18	-	23	23	-	31	31	-	37	37	-
S2F-1	13	13	-	13	13	-	13	13	-	13	13	-
CARGO - TOTAL	443	442	1	446	445	1	449	448	1	463	462	1
C-46	104	104	-	103	103	-	102	102	-	101	101	-
C-47	295	294	1	299	298	1	298	297	1	310	309	1
C-54	20	20	-	20	20	-	20	20	-	20	20	-
C-119	24	24	-	24	24	-	29	29	-	32	32	-
TRAINER - TOTAL	753	752	1	747	745	2	801	785	16	781	778	3
T-6G	265	264	1	250	249	1	254	239	15	240	239	1
T-28A	91	91	-	97	97	-	132	132	-	127	127	-
T-33A	332	332	-	331	330	1	329	328	1	328	326	2
T-34A	53	53	-	53	53	-	53	53	-	53	53	-
T-37B	12	12	-	16	16	-	33	33	-	33	33	-
COMMUNICATIONS - TOTAL	259	258	1	266	263	3	292	281	11	278	275	3
L-19A	79	79	-	79	79	-	78	78	-	74	74	-
L-20	6	6	-	7	7	-	23	23	-	23	23	-
LT-6G	87	87	-	87	87	-	86	86	-	85	85	-
H-19	48	47	1	50	49	1	51	40	11	41	41	-
SS-55	6	6	-	6	4	2	6	6	-	6	3	3
H-34	24	24	-	28	28	-	39	39	-	38	38	-
H-43	3	3	-	3	3	-	3	3	-	5	5	-
HSS-1	6	6	-	6	6	-	6	6	-	6	6	-

Source: Statistics and Reports Division, Directorate of Data Systems and Statistics, Comptroller of the Air Force.

Downgraded at 12-Year Intervals:
Not Automatically Declassified
DOD Dir 5200.10

[redacted]

TABLE 98 – MILITARY ASSISTANCE GRANT AID PROGRAM SUPPORTED AIRCRAFT INVENTORY BY STATUS, BY TYPE, MODEL, AND SERIES OF AIRCRAFT, BY COUNTRY, WORLD-WIDE, AT END OF QUARTER – FY 1962

COUNTRY AND TYPE, MODEL, AND SERIES OF AIRCRAFT	30 SEPTEMBER 1961			31 DECEMBER 1961			31 MARCH 1962			30 JUNE 1962		
	Total	Active	In-Active	Total	Active	In-Active	Total	Active	In-Active	Total	Active	In-Active
TOTAL	3,693	3,626	67	3,689	3,658	31	3,737	3,687	50	3,703	3,652	51
EUROPE - TOTAL	644	638	6	644	643	1	635	634	1	626	604	22
Denmark - Total	56	51	5	56	56	-	56	56	-	55	55	-
F-100D	47	42	5	47	47	-	47	47	-	46	46	-
F-100F	9	9	-	9	9	-	9	9	-	9	9	-
Norway - Total	200	199	1	201	200	1	205	204	1	207	207	-
F-86F	95	94	1	92	91	1	89	88	1	89	89	-
F-86K	51	51	-	51	51	-	50	50	-	49	49	-
RF-84F	18	18	-	18	18	-	18	18	-	18	18	-
SA-16A	1	1	-	5	5	-	13	13	-	16	16	-
C-47	4	4	-	4	4	-	4	4	-	4	4	-
C-119G	8	8	-	8	8	-	8	8	-	8	8	-
T-33A	19	19	-	19	19	-	19	19	-	19	19	-
H-19D	4	4	-	4	4	-	4	4	-	4	4	-
Spain - Total	388	388	-	387	387	-	374	374	-	364	342	22
F-86F	233	233	-	232	232	-	219	219	-	209	187	22
SA-16A	5	5	-	5	5	-	5	5	-	5	5	-
C-47	22	22	-	22	22	-	22	22	-	22	22	-
C-54D	6	6	-	6	6	-	6	6	-	6	6	-
T-6G	57	57	-	56	56	-	56	56	-	56	56	-
T-33A	45	45	-	45	45	-	45	45	-	46	46	-
T-34A	15	15	-	16	16	-	16	16	-	16	16	-
H-19B	5	5	-	5	5	-	5	5	-	4	4	-
NEAR EAST AND SOUTH ASIA - TOTAL	1,263	1,248	15	1,249	1,248	1	1,242	1,242	-	1,241	1,240	1
Greece - Total	369	355	14	365	365	-	361	361	-	361	361	-
F-84F	101	101	-	101	101	-	98	98	-	99	99	-
F-86D	38	38	-	38	38	-	38	38	-	37	37	-
F-86E	68	54	14	65	65	-	63	63	-	63	63	-
RF-84F	19	19	-	19	19	-	19	19	-	19	19	-
C-47	47	47	-	47	47	-	47	47	-	47	47	-
T-6G	52	52	-	52	52	-	52	52	-	52	52	-
T-33A	40	40	-	39	39	-	39	39	-	39	39	-
G-91	1	1	-	1	1	-	1	1	-	1	1	-
H-19D	3	3	-	3	3	-	4	4	-	4	4	-
Iran - Total	117	117	-	117	117	-	117	117	-	113	113	-
F-86F	52	52	-	52	52	-	52	52	-	50	50	-
RLT-6G	1	1	-	-	-	-	-	-	-	-	-	-

[redacted]

Downgraded at 12-Year Intervals:
Not Automatically Declassified
DOD Dir 5200.10

TABLE 98 – MILITARY ASSISTANCE GRANT AID PROGRAM SUPPORTED AIRCRAFT INVENTORY BY STATUS, BY TYPE, MODEL, AND SERIES OF AIRCRAFT, BY COUNTRY, WORLD-WIDE, AT END OF QUARTER – FY 1962 (CONTINUED)

COUNTRY AND TYPE, MODEL, AND SERIES OF AIRCRAFT	30 SEPTEMBER 1961			31 DECEMBER 1961			31 MARCH 1962			30 JUNE 1962		
	Total	Active	In-Active	Total	Active	In-Active	Total	Active	In-Active	Total	Active	In-Active
NEAR EAST AND SOUTH ASIA (Continued) . . .												
Iran (Continued) . . .												
RT-33A	13	13	-	13	13	-	13	13	-	13	13	-
C-47	11	11	-	12	12	-	12	12	-	12	12	-
T-33A.	8	8	-	8	8	-	8	8	-	7	7	-
LT-6G.	32	32	-	32	32	-	32	32	-	31	31	-
Pakistan - Total . . .	199	199	-	194	194	-	200	200	-	199	199	-
B-57	22	22	-	22	22	-	22	22	-	22	22	-
F-86F.	99	99	-	96	96	-	96	96	-	95	95	-
F-104A	10	10	-	10	10	-	10	10	-	10	10	-
F-104B	2	2	-	2	2	-	2	2	-	2	2	-
RT-33A	6	6	-	6	6	-	6	6	-	6	6	-
SA-16A	4	4	-	4	4	-	4	4	-	4	4	-
T-6G	37	37	-	35	35	-	35	35	-	35	35	-
T-33A.	14	14	-	14	14	-	14	14	-	14	14	-
T-37B.	-	-	-	-	-	-	6	6	-	6	6	-
H-19D.	5	5	-	5	5	-	5	5	-	5	5	-
Saudi Arabia - Total .	28	28	-	29	29	-	28	28	-	28	27	1
F-86F.	11	11	-	11	11	-	11	11	-	11	11	-
T-28A.	5	5	-	6	6	-	6	6	-	6	6	-
T-33A.	8	8	-	8	8	-	7	7	-	7	6	1
T-34A.	4	4	-	4	4	-	4	4	-	4	4	-
Turkey - Total	550	549	1	544	543	1	536	536	-	540	540	-
F-84F.	81	81	-	77	77	-	76	76	-	83	83	-
F-84G.	141	141	-	139	139	-	131	131	-	131	131	-
F-86E.	64	63	1	64	63	1	64	64	-	64	64	-
F-100D	47	47	-	47	47	-	46	46	-	42	42	-
F-100F	9	9	-	9	9	-	9	9	-	11	11	-
RF-84F	36	36	-	36	36	-	36	36	-	36	36	-
C-47	67	67	-	67	67	-	69	69	-	69	69	-
C-54	2	2	-	2	2	-	2	2	-	2	2	-
T-6G	11	11	-	11	11	-	11	11	-	11	11	-
T-33A.	70	70	-	70	70	-	70	70	-	69	69	-
LT-6G.	18	18	-	18	18	-	18	18	-	18	18	-
H-19D.	4	4	-	4	4	-	4	4	-	4	4	-
AFRICA - TOTAL	39	39	-	38	38	-	38	38	-	45	45	-
Ethiopia - Total . . .	39	39	-	38	38	-	38	38	-	39	39	-
F-86F.	11	11	-	11	11	-	11	11	-	11	11	-
C-47	7	7	-	7	7	-	7	7	-	7	7	-
T-28A.	18	18	-	17	17	-	17	17	-	16	16	-
T-33A.	3	3	-	3	3	-	3	3	-	5	5	-

Downgraded at 12-Year Intervals:
Not Automatically Declassified
DOD Dir 5200.10

[redacted]

TABLE 99 — MILITARY ASSISTANCE GRANT AID PROGRAM SUPPORTED AIRCRAFT INVENTORY BY STATUS, BY TYPE, MODEL, AND SERIES OF AIRCRAFT, BY COUNTRY, WORLD-WIDE, AT END OF QUARTER - FY 1962 (CONTINUED)

COUNTRY AND TYPE, MODEL, AND SERIES OF AIRCRAFT	30 SEPTEMBER 1961			31 DECEMBER 1961			30 MARCH 1962			30 JUNE 1962		
	Total	Active	In-Active	Total	Active	In-Active	Total	Active	In-Active	Total	Active	In-Active
AFRICA (Continued) . . .												
Morocco - Total. . . .	-	-	-	-	-	-	-	-	-	6	6	-
C-47	-	-	-	-	-	-	-	-	-	3	3	-
C-119 F/G.	-	-	-	-	-	-	-	-	-	3	3	-
FAR EAST AND PACIFIC - TOTAL . . .	1,445	1,399	46	1,462	1,433	29	1,512	1,463	49	1,479	1,451	28
Cambodia - Total . . .	27	27	-	36	36	-	37	37	-	37	37	-
C-47	7	7	-	9	9	-	10	10		10	10	-
T-37B.	-	-	-	4	4	-	4	4		4	4	-
LT-6G.	9	9	-	9	9	-	9	9	-	9	9	-
L-19	8	8	-	8	8	-	8	8	-	8	8	-
L-20	3	3	-	4	4	-	4	4	-	4	4	-
H-19B.	-	-	-	2	2	-	2	2	-	2	2	-
Korea - Total.	280	280	-	296	296	-	293	293	-	291	291	-
F-86D.	18	18	-	36	36	-	36	36	-	36	36	-
F-86F.	135	135	-	133	133	-	131	131	-	130	130	-
RF-86F	11	11	-	11	11	-	11	11	-	11	11	-
C-46	17	17	-	16	16	-	16	16	-	15	15	-
T-28A.	25	25	-	25	25	-	25	25	-	25	25	-
T-33A.	28	28	-	29	29	-	29	29	-	29	29	-
LT-6G.	28	28	-	28	28	-	27	27	-	27	27	-
L-19	14	14	-	14	14	-	14	14	-	14	14	-
H-19	4	4	-	4	4	-	4	4	-	4	4	-
Laos - Total	42	42	-	46	46	-	51	51	-	45	45	-
C-47	9	9	-	9	9	-	9	9	-	7	7	-
T-6G	8	8	-	8	8	-	6	6	-	6	6	-
L-19	8	8	-	8	8	-	8	8	-	4	4	-
L-20	3	3	-	3	3	-	10	10	-	10	10	-
H-34	14	14	-	18	18	-	18	18	-	18	18	-
Philippines - Total. .	153	150	3	148	144	4	146	143	3	142	141	1
F-86D.	18	18	-	18	18	-	18	18	-	18	18	-
F-86F.	49	48	1	48	47	1	46	46	-	44	44	-
RT-33A	2	2	-	2	2	-	2	2	-	2	2	-
SA-16A	3	3	-	3	3	-	3	3	-	3	3	-
C-47	15	14	1	15	14	1	15	14	1	15	14	1
T-28A.	20	20	-	18	18	-	18	18	-	17	17	-
T-33A.	8	8	-	7	6	1	7	6	1	7	7	-
T-34A.	34	34	-	33	33	-	33	33	-	33	33	-
H-19A.	4	3	1	4	3	1	4	3	1	3	3	-

[redacted]

Downgraded at 12-Year Intervals:
Not Automatically Declassified
DOD Dir 5200.10

TABLE 98 — MILITARY ASSISTANCE GRANT AID PROGRAM SUPPORTED AIRCRAFT INVENTORY BY STATUS, BY TYPE, MODEL, AND SERIES OF AIRCRAFT, BY COUNTRY, WORLD-WIDE, AT END OF QUARTER - FY 1962 (CONTINUED)

COUNTRY AND TYPE, MODEL, AND SERIES OF AIRCRAFT	30 SEPTEMBER 1961			31 DECEMBER 1961			30 MARCH 1962			30 JUNE 1962		
	Total	Active	In-Active	Total	Active	In-Active	Total	Active	In-Active	Total	Active	In-Active
FAR EAST AND PACIFIC (Continued)												
Republic of China -												
Total	631	613	18	628	610	18	620	602	18	621	603	18
F-86D	18	18	-	18	18	-	17	17	-	17	17	-
F-86F	271	253	18	268	250	18	265	247	18	262	244	18
F-100A	75	75	-	74	74	-	74	74	-	74	74	-
F-100F	9	9	-	9	9	-	9	9	-	9	9	-
F-104A	22	22	-	22	22	-	22	22	-	21	21	-
F-104B	3	3	-	3	3	-	2	2	-	2	2	-
RF-57D	1	1	-	-	-	-	-	-	-	-	-	-
RF-84F	17	17	-	16	16	-	16	16	-	16	16	-
RF-101A	2	2	-	4	4	-	4	4	-	8	8	-
SA-16A	5	5	-	6	6	-	6	6	-	9	9	-
C-46	87	87	-	87	87	-	86	86	-	86	86	-
C-47	23	23	-	23	23	-	23	23	-	23	23	-
C-54	1	1	-	1	1	-	1	1	-	1	1	-
C-119	16	16	-	16	16	-	16	16	-	16	16	-
T-28A	23	23	-	23	23	-	22	22	-	22	22	-
T-33A	52	52	-	52	52	-	51	51	-	49	49	-
H-19B	6	6	-	6	6	-	6	6	-	6	6	-
Thailand - Total	171	146	25	171	164	7	168	163	5	170	161	9
F-84G	22	19	3	22	19	3	22	19	3	22	19	3
F-86F	40	19	21	40	39	1	39	39	-	39	38	1
RT-33A	4	4	-	4	4	-	4	4	-	4	4	-
C-47	21	21	-	21	21	-	21	21	-	21	21	-
T-6G	62	61	1	62	61	1	60	60	-	60	59	1
T-33A	6	6	-	6	6	-	6	6	-	6	5	1
T-37B	8	8	-	8	8	-	8	8	-	8	8	-
H-19A	2	2	-	2	2	-	2	-	2	2	2	-
H-43B	-	-	-	-	-	-	-	-	-	2	2	-
SS-55	6	6	-	6	4	2	6	6	-	6	3	3
Vietnam - Total	141	141	-	137	137	-	197	174	23	173	173	-
AD-6	24	24	-	21	21	-	19	19	-	18	18	-
C-47	35	35	-	34	34	-	33	33	-	37	37	-
T-6G	15	15	-	15	15	-	15	-	15	-	-	-
T-28A	-	-	-	-	-	-	44	44	-	41	41	-
L-19	49	49	-	49	49	-	48	48	-	48	48	-
L-20	-	-	-	-	-	-	9	9	-	9	9	-
H-19A	8	8	-	8	8	-	8	-	8	-	-	-
H-34	10	10	-	10	10	-	21	21	-	20	20	-
WESTERN HEMISPHERE - TOTAL	302	302	-	296	296	-	310	310	-	312	312	-
Bolivia - Total	2	2	-	2	2	-	2	2	-	2	2	
C-47	2	2	-	2	2	-	2	2	-	2	2	-
Brazil - Total	81	81	-	81	81	-	86	86	-	86	86	-
P2V5	13	13	-	13	13	-	13	13	-	13	13	-
F-80C	27	27	-	27	27	-	27	27	-	27	27	-
S2F-1	13	13	-	13	13	-	13	13	-	13	13	-
C-54	11	11	-	11	11	-	11	11	-	11	11	-

Downgraded at 12-Year Intervals:
Not Automatically Declassified
DOD Dir 5200.10

[redacted]

TABLE 98 — MILITARY ASSISTANCE GRANT AID PROGRAM SUPPORTED AIRCRAFT INVENTORY BY STATUS, BY TYPE, MODEL, AND SERIES OF AIRCRAFT, BY COUNTRY, WORLD-WIDE, AT END OF QUARTER - FY 1962 (CONTINUED)

COUNTRY AND TYPE, MODEL, AND SERIES OF AIRCRAFT	30 SEPTEMBER 1961			31 DECEMBER 1961			30 MARCH 1962			30 JUNE 1962		
	Total	Active	In-Active	Total	Active	In-Active	Total	Active	In-Active	Total	Active	In-Active
WESTERN HEMISPHERE - (Continued)												
Brazil (Continued)												
C-119G	-	-	-	-	-	-	5	5	-	5	5	-
T-33A	8	8	-	8	8	-	8	8	-	8	8	-
H-19D	3	3	-	3	3	-	3	3	-	3	3	-
H-SS-1	6	6	-	6	6	-	6	6	-	6	6	-
Chile - Total	73	73	-	72	72	-	72	72	-	71	71	-
B-26	31	31	-	30	30	-	30	30	-	24	24	-
F-80C	15	15	-	15	15	-	15	15	-	15	15	-
C-47	10	10	-	11	11	-	11	11	-	16	16	-
T-6G	10	10	-	9	9	-	9	9	-	9	9	-
T-33A	3	3	-	3	3	-	3	3	-	3	3	-
T-37B	4	4	-	4	4	-	4	4	-	4	4	-
Colombia - Total	27	27	-	25	25	-	30	30	-	30	30	-
B-26	12	12	-	10	10	-	12	12	-	12	12	-
F-80C	8	8	-	8	8	-	8	8	-	8	8	-
C-47	-	-	-	-	-	-	3	3	-	3	3	-
T-33A	4	4	-	4	4	-	4	4	-	4	4	-
H-43B	3	3	-	3	3	-	3	3	-	3	3	-
Ecuador - Total	30	30	-	27	27	-	27	27	-	28	28	-
F-80C	14	14	-	14	14	-	14	14	-	14	14	-
C-47	8	8	-	8	8	-	8	8	-	8	8	-
T-6G	5	5	-	2	2	-	2	2	-	3	3	-
T-33A	3	3	-	3	3	-	3	3	-	3	3	-
Peru - Total	56	56	-	55	55	-	59	59	-	59	59	-
B-26	17	17	-	17	17	-	17	17	-	17	17	-
F-80C	16	16	-	16	16	-	16	16	-	16	16	-
F-86F	14	14	-	13	13	-	12	12	-	12	12	-
T-33A	9	9	-	9	9	-	9	9	-	9	9	-
T-37B	-	-	-	-	-	-	5	5	-	5	5	-
Uruguay - Total	33	33	-	34	34	-	34	34	-	36	36	-
F-80C	14	14	-	14	14	-	14	14	-	14	14	-
C-47	7	7	-	8	8	-	8	8	-	10	10	-
T-6G	8	8	-	8	8	-	8	8	-	8	8	-
T-33A	4	4	-	4	4	-	4	4	-	4	4	-

Source: Statistics and Reports Division, Directorate of Data Systems and Statistics, Comptroller of the Air Force.

[redacted]

Downgraded at 12-Year Intervals:
Not Automatically Declassified
DOD Dir 5200.10

TABLE 99 – MILITARY ASSISTANCE GRANT AID PROGRAM AIRCRAFT ATTRITION BY TYPE, MODEL, AND SERIES OF AIRCRAFT, WORLD-WIDE - FY 1962

TYPE, MODEL, AND SERIES OF AIRCRAFT	TOTAL	OPERATIONAL	NON-OPERATIONAL
TOTAL	235	164	71
BOMBER - TOTAL	17	9	8
AD-6	7	6	1
B-26	10	3	7
FIGHTER - TOTAL	131	111	20
F-80C	5	5	-
F-84F	15	15	-
F-84G	24	8	16
F-86D	4	4	-
F-86E	6	6	-
F-86F	63	59	4
F-86K	3	3	-
F-100A	3	3	-
F-100D	6	6	-
F-104A	1	1	-
F-104B	1	1	-
RECONNAISSANCE - TOTAL	4	4	-
RF-84F	1	1	-
RF-101A	2	2	-
RLT-6G	1	1	-
CARGO - TOTAL	11	4	7
C-46	3	2	1
C-47	8	2	6
TRAINER - TOTAL	47	28	19
T-6G	23	7	16
T-28A	10	10	-
T-33A	12	10	2
T-34A	2	1	1
COMMUNICATIONS - TOTAL	25	8	17
L-19	7	-	7
L-20	1	1	-
LT-6G	2	1	1
H-19	10	1	9
H-34	3	3	-
HUS-1	2	2	-

Source: Statistics and Reports Division, Directorate of Data Systems and Statistics, Comptroller of the Air Force.

DOWNGRADED AT 12 YEAR INTERVALS;
NOT AUTOMATICALLY DECLASSIFIED
DOD DIR. 5200.10

[redacted]

TABLE 100 — MILITARY ASSISTANCE GRANT AID PROGRAM AIRCRAFT HOURS FLOWN BY TYPE, MODEL, AND SERIES OF AIRCRAFT, WORLD-WIDE, BY QUARTER - FY 1962

TYPE, MODEL, AND SERIES OF AIRCRAFT	TOTAL	FIRST QUARTER	SECOND QUARTER	THIRD QUARTER	FOURTH QUARTER
HOURS - TOTAL	855,098	207,659	210,543	202,222	234,674
BOMBER - TOTAL	19,597	5,307	5,269	4,313	4,708
AD-6	5,969	1,517	1,392	1,474	1,586
B-26	6,288	2,007	1,663	1,291	1,327
B-57	5,507	1,299	1,439	1,360	1,409
P2V5	1,833	484	775	188	386
FIGHTER - TOTAL	378,501	94,391	92,343	88,599	103,168
F-80C	9,210	2,880	2,204	1,598	2,528
F-84F	36,431	9,226	6,967	9,498	10,740
F-84G	30,488	8,772	6,448	5,501	9,767
F-86D	17,788	3,350	3,930	5,225	5,283
F-86E	22,854	6,355	5,048	5,437	6,014
F-86F	207,936	51,376	54,440	48,320	53,800
F-86K	9,950	2,811	2,224	2,199	2,716
F-100A	16,349	3,364	4,704	4,284	3,997
F-100D	17,415	4,710	3,976	3,845	4,884
F-100F	6,120	1,378	1,426	1,543	1,773
F-104A	3,756	115	894	1,142	1,605
F-104B	204	54	82	7	61
RECONNAISSANCE - TOTAL	28,319	8,452	6,429	5,870	7,568
G-91	3	3	-	-	-
RB-57D	12	12	-	-	-
RF-84F	19,474	5,343	4,491	3,906	5,734
RF-86F	2,586	566	722	697	601
RF-101A	750	129	90	286	245
RLT-6G	47	41	6	-	-
RT-33A	5,447	2,358	1,120	981	988
SEARCH AND RESCUE - TOTAL	9,717	1,718	1,319	2,728	3,952
SA-16A	7,674	1,238	1,076	2,208	3,152
S2F-1	2,043	480	243	520	800
CARGO - TOTAL	141,226	36,669	35,551	32,315	36,691
C-46	31,268	7,788	7,953	7,661	7,866
C-47	89,150	23,748	22,086	19,665	23,651
C-54	11,393	2,885	2,972	2,805	2,731
C-119G	9,415	2,248	2,540	2,184	2,443
TRAINER - TOTAL	193,592	43,088	50,730	48,015	51,759
T-6G	55,866	11,480	13,597	13,339	17,450
T-28A	27,714	5,598	7,199	8,155	6,762
T-33A	89,595	23,150	24,566	19,143	22,736
T-34A	16,585	2,841	4,506	5,551	3,687
T-37B	3,832	19	862	1,827	1,124
COMMUNICATIONS - TOTAL	84,146	18,034	18,902	20,382	26,828
L-19A	21,024	5,181	5,581	4,683	5,579
L-20	6,201	393	627	1,511	3,670
LT-6G	18,006	4,451	4,221	3,899	5,435
H-19	9,495	2,467	2,535	2,403	2,090
SS-55	820	158	192	293	177
H-34	27,657	5,298	5,497	7,348	9,514
H-43	477	61	172	128	116
HSS-1	466	25	77	117	247

Source: Statistics and Reports Division, Directorate of Data Systems and Statistics, Comptroller of the Air Force.

[redacted]

Downgraded at 12-Year Intervals:
Not Automatically Declassified
DOD Dir 5200.10

TABLE 101 — MILITARY ASSISTANCE GRANT AID PROGRAM AIRCRAFT HOURS FLOWN BY TYPE, MODEL, AND SERIES OF AIRCRAFT, BY COUNTRY, WORLD-WIDE, BY QUARTER - FY 1962

COUNTRY AND TYPE, MODEL AND SERIES OF AIRCRAFT	TOTAL	FIRST QUARTER	SECOND QUARTER	THIRD QUARTER	FOURTH QUARTER
TOTAL	855,098	207,659	210,543	202,222	234,674
EUROPE - TOTAL	125,081	30,744	30,409	29,416	34,512
Denmark - Total	11,305	2,741	2,501	2,696	3,367
F-100D	9,205	2,285	1,999	2,138	2,783
F-100F	2,100	456	502	558	584
Norway - Total	49,517	13,675	11,992	11,401	12,449
F-86F	20,443	6,741	4,999	4,461	4,242
F-86K	9,950	2,811	2,224	2,199	2,716
RF-84F	3,698	975	928	793	1,002
SA-16A	2,463	-	169	833	1,461
C-47	1,858	482	406	384	586
C-119G	2,828	700	933	526	669
T-33A	6,810	1,450	1,980	1,827	1,553
H-19D	1,467	516	353	378	220
Spain - Total	64,259	14,328	15,916	15,319	18,696
F-86F	30,790	7,751	7,761	6,875	8,403
SA-16A	880	167	29	248	436
C-47	2,557	1,334	418	341	464
C-54	2,209	463	542	648	556
T-6G	13,787	2,002	4,275	3,047	4,463
T-33A	7,498	2,245	1,748	1,508	1,997
T-34A	5,947	245	1,100	2,464	2,138
H-19B	591	121	43	188	239
NEAR EAST AND SOUTH ASIA - TOTAL	256,182	64,948	58,416	56,180	76,638
Greece - Total	73,917	20,518	16,213	17,724	19,462
F-84F	19,826	5,198	4,499	4,453	5,676
F-86D	5,708	1,422	1,202	1,445	1,639
F-86E	9,438	2,989	1,962	2,453	2,034
G-91	3	3	-	-	-
RF-84F	4,788	1,335	1,147	1,082	1,224
C-47	11,344	3,542	2,409	2,651	2,742
T-6G	9,157	1,935	2,192	2,370	2,660
T-33A	12,790	3,905	2,628	3,026	3,231
H-19D	863	189	174	244	256
Iran - Total	21,086	3,963	5,244	5,334	6,545
F-86F	9,909	1,525	2,193	2,762	3,429
RLT-6G	47	41	6	-	-
RT-33A	1,570	287	429	436	418
C-47	3,250	678	818	800	954
T-33A	1,945	311	495	586	553
LT-6G	4,365	1,121	1,303	750	1,191
Pakistan - Total	40,880	8,672	10,391	10,590	11,227
B-57	5,507	1,299	1,439	1,360	1,409
F-86F	18,006	3,050	4,893	4,855	5,208
F-104A	757	8	160	253	336
RT-33A	2,607	1,727	264	305	311
SA-16A	656	107	185	167	197
T-6G	8,591	1,534	2,216	2,348	2,493
T-33A	3,645	768	1,030	967	880
T-37B	268	-	-	94	174
H-19D	843	179	204	241	219

686559 O - 63 - 15

Downgraded at 12-Year Intervals:
Not Automatically Declassified
DOD Dir 5200.10

[redacted]

TABLE 101 — MILITARY ASSISTANCE GRANT AID PROGRAM AIRCRAFT HOURS FLOWN BY TYPE, MODEL, AND SERIES OF AIRCRAFT, BY COUNTRY, WORLD-WIDE, BY QUARTER - FY 1962 (CONTINUED)

COUNTRY AND TYPE, MODEL AND SERIES OF AIRCRAFT	TOTAL	FIRST QUARTER	SECOND QUARTER	THIRD QUARTER	FOURTH QUARTER
NEAR EAST AND SOUTH ASIA (Continued)					
Saudi Arabia - Total	4,354	1,380	1,239	714	1,021
F-86F	1,590	445	478	337	330
T-28A	477	-	74	101	302
T-33A	1,698	588	603	259	248
T-34A	589	347	84	17	141
Turkey - Total	115,945	30,415	25,329	21,818	38,383
F-84F	13,843	4,028	2,468	2,283	5,064
F-84G	29,279	8,159	6,159	5,501	9,460
F-86E	13,416	3,366	3,086	2,984	3,980
F-100D	8,210	2,425	1,977	1,707	2,101
F-100F	2,511	634	525	617	735
RF-84F	7,293	1,992	1,402	1,229	2,670
C-47	16,520	4,183	3,842	3,019	5,476
C-54D	997	181	292	219	305
T-6G	2,630	540	220	528	1,342
LT-6G	4,278	864	360	849	2,205
T-33A	16,408	3,923	4,903	2,755	4,827
H-19	560	120	95	127	218
AFRICA - TOTAL	7,115	1,644	2,200	1,511	1,760
Ethiopia - Total	6,895	1,644	2,200	1,511	1,540
F-86F	1,159	256	311	264	328
C-47	2,443	575	878	549	441
T-28A	2,976	714	936	644	682
T-33A	317	99	75	54	89
Morocco - Total	220	-	-	-	220
C-47	120	-	-	-	120
C-119	100	-	-	-	100
FAR EAST AND PACIFIC - TOTAL	412,101	96,449	106,199	101,568	107,885
Cambodia - Total	5,365	1,162	1,353	1,425 1/	1,425 1/
C-47	1,704	347	457	450	450
T-37B	418	-	118	150	150
LT-6G	1,108	373	235	250	250
L-19	997	263	234	250	250
L-20	1,138	179	309	325	325
Korea - Total	83,590	18,538	22,172	21,655	21,225
F-86D	6,646	792	1,424	2,075	2,355
F-86F	37,756	8,169	10,545	9,771	9,271
RF-86F	2,586	566	722	697	601
C-46	5,581	1,408	1,459	1,328	1,386
T-28A	8,160	1,835	2,110	2,057	2,158
T-33A	12,193	2,832	3,153	3,158	3,050
LT-6G	8,255	2,093	2,323	2,050	1,789
L-19	1,413	603	160	289	361
H-19	1,000	240	276	230	254

[redacted]

Downgraded at 12-Year Intervals:
Not Automatically Declassified
DOD Dir 5200.10

TABLE 101 — MILITARY ASSISTANCE GRANT AID PROGRAM AIRCRAFT HOURS FLOWN BY TYPE, MODEL, AND SERIES OF AIRCRAFT, BY COUNTRY, WORLD-WIDE, BY QUARTER - FY 1962 (CONTINUED)

COUNTRY AND TYPE, MODEL AND SERIES OF AIRCRAFT	TOTAL	FIRST QUARTER	SECOND QUARTER	THIRD QUARTER	FOURTH QUARTER
FAR EAST AND PACIFIC - (Continued) . . .					
Laos - Total	33,878	6,558	6,729	8,900	11,691
C-47	4,013	1,092	1,144	1,025	752
T-6G	1,771	439	375	531	426
L-19	781	153	227	238	163
L-20	3,521	214	318	646	2,343
H-34	23,792	4,660	4,665	6,460	8,007
Philippines - Total.	35,400	8,763	10,264	8,360	8,013
F-86D.	1,311	231	388	381	311
F-86F.	7,646	2,239	1,718	1,986	1,703
RT-33A	543	88	117	140	198
SA-16A	746	206	187	250	103
C-47	7,195	1,990	1,692	1,364	2,149
T-28A.	6,667	1,450	2,350	1,146	1,721
T-33A.	1,197	253	355	279	310
T-34A.	9,675	2,249	3,322	2,696	1,408
H-19A.	420	57	135	118	110
Republic of China - Total.	175,058	42,933	45,498	42,157	44,470
F-86D.	3,697	905	916	898	978
F-86F.	74,351	19,351	18,985	17,210	18,805
F-100A	16,349	3,364	4,704	4,284	3,997
F-100F	1,509	288	399	368	454
F-104A	2,999	107	734	889	1,269
F-104B	204	54	82	7	61
RB-57D	12	12	-	-	-
RF-84F	3,695	1,041	1,014	802	838
RF-101A.	750	129	90	286	245
SA-16A	2,929	758	506	710	955
C-46	25,687	6,380	6,494	6,333	6,480
C-47	7,221	1,841	2,107	1,406	1,867
C-54	246	68	64	66	48
C-119.	6,201	1,548	1,607	1,551	1,495
T-28A.	8,620	1,599	1,729	2,903	2,389
T-33A.	18,785	5,004	5,561	3,989	4,231
H-19B.	1,803	484	506	455	358
Thailand - Total	27,079	6,581	7,770	6,742	5,986
F-84G.	1,635	613	289	426	307
F-86F.	7,585	1,330	2,137	2,431	1,687
RT-33A	727	256	310	100	61
C-47	4,373	1,069	1,122	909	1,273
T-6G	9,059	2,665	2,728	1,926	1,740
T-33A.	1,571	418	467	374	312
T-37B.	922	19	461	187	255
H-19A.	331	53	64	96	118
H-43	56	-	-	-	56
S-55	820	158	192	293	177
Vietnam - Total.	51,731	11,914	12,413	12,329	15,075
AD-6	5,969	1,517	1,392	1,474	1,586
C-47	17,658	4,819	4,578	3,985	4,276
T-6G	593	393	200	-	-
T-28	3,203	-	-	1,304	1,899

Downgraded at 12-Year Intervals:
Not Automatically Declassified
DOD Dir 5200.10

[redacted]

TABLE 101 — MILITARY ASSISTANCE GRANT AID PROGRAM AIRCRAFT HOURS FLOWN BY TYPE, MODEL, AND SERIES OF AIRCRAFT, BY COUNTRY, WORLD-WIDE, BY QUARTER - FY 1962 (CONTINUED)

COUNTRY AND TYPE, MODEL AND SERIES OF AIRCRAFT	TOTAL	FIRST QUARTER	SECOND QUARTER	THIRD QUARTER	FOURTH QUARTER
FAR EAST AND PACIFIC (Continued)					
Vietnam (Continued)					
L-19	17,833	4,162	4,960	3,906	4,805
L-20	1,542	-	-	540	1,002
H-19A	1,068	385	451	232	-
H-34	3,865	638	832	888	1,507
WESTERN HEMISPHERE - TOTAL	54,619	13,874	13,319	13,547	13,878
Bolivia - Total	198	-	-	-	198
C-47	198	-	-	-	198
Brazil - Total	16,365	4,408	4,228	3,142	4,587
P2V5	1,833	484	775	188	386
F-80C	1,678	837	317	79	445
C-54	7,941	2,173	2,074	1,872	1,822
S2F-1	2,043	480	243	520	800
C-119G	286	-	-	107	179
T-33A	1,569	286	508	165	610
H-19D	549	123	234	94	98
HSS-1	466	25	77	117	247
Chile - Total	8,854	2,229	3,156	2,008	1,461
B-26	2,303	856	549	368	530
F-80C	1,290	340	498	136	316
C-47	2,897	444	1,141	1,126	186
T-6G	1,659	480	550	270	359
T-33A	281	109	135	17	20
T-37B	424	-	283	91	50
Colombia - Total	5,629	1,200	1,325	1,606	1,498
B-26	2,036	503	582	549	402
F-80C	1,716	404	329	448	535
T-33A	877	232	242	220	183
C-47	579	-	-	261	318
H-43B	421	61	172	128	60
Ecuador - Total	5,005	1,518	608	1,121	1,758
F-80C	1,179	293	203	200	483
T-6G	1,166	365	126	262	413
T-33A	352	87	29	58	178
C-47	2,308	773	250	601	684
Peru - Total	8,911	2,454	1,987	2,367	2,103
B-26	1,949	648	532	374	395
F-80C	2,194	735	574	420	465
F-86F	1,463	519	420	130	394
T-33A	1,505	552	461	138	354
T-37B	1,800	-	-	1,305	495
Uruguay - Total	9,657	2,065	2,015	3,303	2,274
F-80C	1,153	271	283	315	284
C-47	2,912	579	824	794	715
T-6G	5,064	1,127	715	2,057	1,165
T-33A	528	88	193	137	110

1/ Estimated.

Source: Statistics and Reports Division, Directorate of Data Systems and Statistics, Comptroller of the Air Force.

[redacted]

Downgraded at 12-Year Intervals:
Not Automatically Declassified
DOD Dir 5200.10

TABLE 102 — MILITARY ASSISTANCE GRANT AID PROGRAM AIRCRAFT DELIVERIES BY TYPE, MODEL, AND SERIES OF AIRCRAFT, WORLD-WIDE - FY 1950 THROUGH FY 1962 AND BY QUARTER - FY 1962

TYPE, MODEL, AND SERIES OF AIRCRAFT	FY 1950 THROUGH FY 1962	FY 1962				
		Total	First Quarter	Second Quarter	Third Quarter	Fourth Quarter
TOTAL	14,061	271	57	58	79	77
BOMBER - TOTAL	422	4	-	-	-	4
AD6	29	4	-	-	-	4
B-17	5	-	-	-	-	-
B-25	6	-	-	-	-	-
B-26	165	-	-	-	-	-
B-29	84	-	-	-	-	-
B-57	23	-	-	-	-	-
P2V5	52	-	-	-	-	-
PBY5A	20	-	-	-	-	-
P4Y2	38	-	-	-	-	-
FIGHTER - TOTAL	9,564	54	35	19	-	-
F-8F	378	-	-	-	-	-
F-47D	330	-	-	-	-	-
F-47N	195	-	-	-	-	-
F-51D	304	-	-	-	-	-
F-80C	113	-	-	-	-	-
F-84E	100	-	-	-	-	-
F-84F	1,504	-	-	-	-	-
F-84G	2,331	-	-	-	-	-
F-86D	293	19	-	19	-	-
F-86E	197	-	-	-	-	-
F-86E (GFP)	233	-	-	-	-	-
F-86F	1,509	35	35	-	-	-
F-86F (Ship Sets)	300	-	-	-	-	-
F-86K	214	-	-	-	-	-
F-86K (Ship Sets)	127	-	-	-	-	-
YF-86K (Proto Type)	2	-	-	-	-	-
CF-100	53	-	-	-	-	-
F-100A	80	-	-	-	-	-
F-100D	167	-	-	-	-	-
F-100F	45	-	-	-	-	-
F-104A	32	-	-	-	-	-
F-104B	6	-	-	-	-	-
Hawker Hunter	531	-	-	-	-	-
Mystere (MD 452)	225	-	-	-	-	-
Ouragan	185	-	-	-	-	-
Vampire 5	35	-	-	-	-	-
Vampire 53	75	-	-	-	-	-
RECONNAISSANCE - TOTAL	597	3	1	2	-	-
G-91	1	1	1	-	-	-
RB-26	8	-	-	-	-	-
RB-29	3	-	-	-	-	-
RB-57	4	-	-	-	-	-
RF-51	18	-	-	-	-	-
RF-84F	449	-	-	-	-	-
RF-86F	17	-	-	-	-	-
RF-100A	4	-	-	-	-	-
RF-101A	6	2	-	2	-	-
RT-33A	87	-	-	-	-	-

Downgraded at 12-Year Intervals:
Not Automatically Declassified
DOD Dir 5200.10

[redacted]

TABLE 102 — MILITARY ASSISTANCE GRANT AID PROGRAM AIRCRAFT DELIVERIES BY TYPE, MODEL, AND SERIES OF AIRCRAFT, WORLD-WIDE - FY 1950 THROUGH FY 1962 AND BY QUARTER - FY 1962 (CONTINUED)

TYPE, MODEL, AND SERIES OF AIRCRAFT	FY 1950 THROUGH FY 1962	FY 1962				
		Total	First Quarter	Second Quarter	Third Quarter	Fourth Quarter
SEARCH AND RESCUE - TOTAL	73	24	3	8	8	5
SA-16A	56	22	1	8	8	5
SC-54	4	-	-	-	-	-
S2F-1	13	2	2	-	-	-
CARGO - TOTAL	465	27	6	2	5	14
C-45	7	-	-	-	-	-
C-46D	54	-	-	-	-	-
C-47	269	17	6	2	-	9
C-54	26	1	-	-	-	1
C-119C/F/G	108	9	-	-	5	4
C-121A	1	-	-	-	-	-
TRAINER - TOTAL	2,568	97	9	12	36	40
T-6D	277	-	-	-	-	-
T-6F	48	-	-	-	-	-
T-6G	521	-	-	-	-	-
LT-6G	116	-	-	-	-	-
T-7	28	-	-	-	-	-
T-13	2	-	-	-	-	-
T-28A	164	76	9	1	30	36
T-33A	831	3	-	1	-	2
T-33A (Ship Sets)	210	-	-	-	-	-
T-34A	20	1	-	1	-	-
T-37	23	15	-	9	6	-
Harvard Mark IV	291	-	-	-	-	-
Morane 733	25	-	-	-	-	-
Sipa 12	10	-	-	-	-	-
PT-13	2	2	-	-	-	2
COMMUNICATIONS - TOTAL	372	62	3	15	30	14
L-4	5	-	-	-	-	-
L-5	9	-	-	-	-	-
L-18C	40	-	-	-	-	-
L-19	95	-	-	-	-	-
L-20	21	10	-	10	-	-
L-21	1	1	-	-	-	1
H-19A/B/D	81	8	-	-	3	5
H-21B	10	-	-	-	-	-
H-34A	37	25	-	-	25	-
H-43B	12	12	3	5	-	4
HSS-1	6	-	-	-	-	-
HUS-1	25	2	-	-	2	-
SH-19A	4	-	-	-	-	-
Cessna CH-1C	4	4	-	-	-	4
Dragon Fly	10	-	-	-	-	-
Vertol 44A	12	-	-	-	-	-

Source: Statistics and Reports Division, Directorate of Data Systems and Statistics, Comptroller of the Air Force.

[redacted]

DOWNGRADED AT 12 YEAR INTERVALS;
NOT AUTOMATICALLY DECLASSIFIED
DOD DIR. 5200.10

TABLE 103 — MILITARY ASSISTANCE GRANT AID PROGRAM AIRCRAFT DELIVERIES BY RECIPIENT COUNTRY, BY TYPE, MODEL, AND SERIES OF AIRCRAFT, WORLD-WIDE - FY 1950 THROUGH FY 1962 AND BY QUARTER - FY 1962

(Parentheses denote negative quantities)

COUNTRY AND TYPE, MODEL, AND SERIES OF AIRCRAFT	FY 1950 THROUGH FY 1962	FY 1962				
		Total	First Quarter	Second Quarter	Third Quarter	Fourth Quarter
TOTAL	14,061	271	57	58	79	77
EUROPE - TOTAL	7,286	22	3	5	8	6
Belgium - Total	478	-	-	-	-	-
F-84E	21	-	-	-	-	-
F-84F	197	-	-	-	-	-
F-84G	77	-	-	-	-	-
RF-84F	24	-	-	-	-	-
CF-100	53	-	-	-	-	-
C-119G	22	-	-	-	-	-
T-6D	16	-	-	-	-	-
T-33A	38	-	-	-	-	-
Harvard Mark IV	30	-	-	-	-	-
Denmark - Total	398	-	-	-	-	-
PBY5A	2	-	-	-	-	-
F-84E	6	-	-	-	-	-
F-84G	240	-	-	-	-	-
F-86D	59	-	-	-	-	-
F-100D	48	-	-	-	-	-
F-100F	10	-	-	-	-	-
RF-84F	11	-	-	-	-	-
C-47	6	-	-	-	-	-
C-54	3	-	-	-	-	-
T-6D	1	-	-	-	-	-
T-33A	12	-	-	-	-	-
Federal Republic of Germany - Total	818	-	-	-	-	-
F-84F	450	-	-	-	-	-
RF-84F	108	-	-	-	-	-
T-33A	132	-	-	-	-	-
Harvard Mark IV	88	-	-	-	-	-
L-18C	40	-	-	-	-	-
France - Total	1,763	-	-	-	-	-
F-84E	46	-	-	-	-	-
F-84F	362	-	-	-	-	-
F-84G	191	-	-	-	-	-
F-86K (Ship Sets)	60	-	-	-	-	-
F-100D	68	-	-	-	-	-
F-100F	12	-	-	-	-	-
RF-84F	83	-	-	-	-	-
RT-33A	6	-	-	-	-	-
C-45	1	-	-	-	-	-
C-47	49	-	-	-	-	-
T-6D	119	-	-	-	-	-
T-6G	62	-	-	-	-	-
T-33A	98	-	-	-	-	-
Harvard Mark IV	51	-	-	-	-	-
Ouragan (450)	185	-	-	-	-	-
Vampire 5	35	-	-	-	-	-

Downgraded at 12-Year Intervals:
Not Automatically Declassified
DOD Dir 5200.10

[redacted]

TABLE 103 – MILITARY ASSISTANCE GRANT AID PROGRAM AIRCRAFT DELIVERIES BY RECIPIENT COUNTRY, BY TYPE, MODEL, AND SERIES OF AIRCRAFT, WORLD-WIDE – FY 1950 THROUGH FY 1962 AND BY QUARTER – FY 1962 (CONTINUED)

COUNTRY AND TYPE, MODEL, AND SERIES OF AIRCRAFT	FY 1950 THROUGH FY 1962	FY 1962				
		Total	First Quarter	Second Quarter	Third Quarter	Fourth Quarter
EUROPE (Continued)						
France (Continued)						
Vampire 53	75	-	-	-	-	-
Mystere (MD 452)	225	-	-	-	-	-
Morane	25	-	-	-	-	-
Sipa 12	10	-	-	-	-	-
Italy - Total	1,006	-	-	-	-	-
F-47D	75	-	-	-	-	-
F-51D	100	-	-	-	-	-
F-84F	195	-	-	-	-	-
F-84G	77	-	-	-	-	-
F-86E (GFP)	180	-	-	-	-	-
F-86K (Ship Sets)	63	-	-	-	-	-
YF-86K	2	-	-	-	-	-
RF-84F	78	-	-	-	-	-
RT-33A	6	-	-	-	-	-
SA-16A	6	-	-	-	-	-
C-119G	40	-	-	-	-	-
T-6D	20	-	-	-	-	-
T-6G	30	-	-	-	-	-
T-33A	60	-	-	-	-	-
H-19D	4	-	-	-	-	-
Harvard Mark IV	70	-	-	-	-	-
Netherlands - Total	444	-	-	-	-	-
F-84E	21	-	-	-	-	-
F-84F	180	-	-	-	-	-
F-84G	65	-	-	-	-	-
F-86K	65	-	-	-	-	-
RF-84F	24	-	-	-	-	-
RT-33A	3	-	-	-	-	-
C-47	16	-	-	-	-	-
T-7	28	-	-	-	-	-
T-33A	42	-	-	-	-	-
Norway - Total	471	16	1	4	8	3
PBY5A	6	-	-	-	-	-
F-84E	6	-	-	-	-	-
F-84G	200	-	-	-	-	-
F-86F	115	-	-	-	-	-
F-86K	61	-	-	-	-	-
F-86K (Ship Sets)	4	-	-	-	-	-
RF-84F	25	-	-	-	-	-
SA-16B/ASW	16	16	1	4	8	3
C-47	4	-	-	-	-	-
C-119F	8	-	-	-	-	-
T-33A	22	-	-	-	-	-
H-19D	4	-	-	-	-	-
Portugal - Total	275	3	2	-	-	1
F-47D	50	-	-	-	-	-
F-84G	115	-	-	-	-	-
F-86F	64	2	2	-	-	-
SA-16A	3	-	-	-	-	-
SC-54	4	-	-	-	-	-
C-54	2	-	-	-	-	-
T-6G	20	-	-	-	-	-

[redacted]

Downgraded at 12-Year Intervals:
Not Automatically Declassified
DOD Dir 5200.10

TABLE 103 – MILITARY ASSISTANCE GRANT AID PROGRAM AIRCRAFT DELIVERIES BY RECIPIENT COUNTRY, BY TYPE, MODEL, AND SERIES OF AIRCRAFT, WORLD-WIDE – FY 1950 THROUGH FY 1962 AND BY QUARTER – FY 1962 (CONTINUED)

COUNTRY AND TYPE, MODEL, AND SERIES OF AIRCRAFT	FY 1950 THROUGH FY 1962	FY 1962				
		Total	First Quarter	Second Quarter	Third Quarter	Fourth Quarter
EUROPE (Continued)						
Portugal (Continued)						
T-33A	15	-	-	-	-	-
L-21	1	1	-	-	-	1
H-19A	1	-	-	-	-	-
Spain - Total	496	3	-	1	-	2
F-86F	270	-	-	-	-	-
SA-16A	7	-	-	-	-	-
C-47	22	-	-	-	-	-
C-54	6	-	-	-	-	-
T-6D	60	-	-	-	-	-
T-6G	60	-	-	-	-	-
T-33A	48	-	-	-	-	-
T-34A	16	1	-	1	-	-
H-19A	2	2	-	-	-	2
H-19B	5	-	-	-	-	-
United Kingdom - Total	722	-	-	-	-	-
B-29	84	-	-	-	-	-
P2V5	52	-	-	-	-	-
F-86E	60	-	-	-	-	-
F-86E (GFP)	10	-	-	-	-	-
RB-29	3	-	-	-	-	-
Hawker Hunter	513	-	-	-	-	-
Yugoslavia - Total	415	-	-	-	-	-
F-47D	126	-	-	-	-	-
F-84G	169	-	-	-	-	-
F-86E (GFP)	43	-	-	-	-	-
RT-33A	22	-	-	-	-	-
C-47	20	-	-	-	-	-
T-33A	25	-	-	-	-	-
Dragon Fly	10	-	-	-	-	-
NEAR EAST AND SOUTH ASIA - TOTAL	1,692	18	2	2	9	5
Greece - Total	528	2	1	-	1	-
F-84F	120	-	-	-	-	-
F-84G	233	-	-	-	-	-
F-86D	39	-	-	-	-	-
G-91	1	1	1	-	-	-
RF-84F	24	-	-	-	-	-
RT-33A	19	-	-	-	-	-
T-6G	57	-	-	-	-	-
T-33A	30	-	-	-	-	-
H-19D	5	1	-	-	1	-
Iran - Total	212	4	1	1	-	2
F-84G	69	-	-	-	-	-
F-86F	52	-	-	-	-	-
C-47	10	2	1	1	-	-
T-6D	5	-	-	-	-	-
T-13	2	-	-	-	-	-
T-33A	11	-	-	-	-	-
PT-13	2	2	-	-	-	2

Downgraded at 12-Year Intervals:
Not Automatically Declassified
DOD Dir 5200.10

[redacted]

TABLE 103 – MILITARY ASSISTANCE GRANT AID PROGRAM AIRCRAFT DELIVERIES BY RECIPIENT COUNTRY, BY TYPE, MODEL, AND SERIES OF AIRCRAFT, WORLD-WIDE – FY 1950 THROUGH FY 1962 AND BY QUARTER – FY 1962 (CONTINUED)

COUNTRY AND TYPE, MODEL, AND SERIES OF AIRCRAFT	FY 1950 THROUGH FY 1962	FY 1962				
		Total	First Quarter	Second Quarter	Third Quarter	Fourth Quarter
NEAR EAST AND SOUTH ASIA - (Continued)						
Iran (Continued)						
L-4	5	-	-	-	-	-
LT-6G	56	-	-	-	-	-
Iraq - Total	5	-	-	-	-	-
F-86F	5	-	-	-	-	-
Jordan - Total	12	-	-	-	-	-
Hawker Hunter	12	-	-	-	-	-
Lebanon - Total	6	-	-	-	-	-
Hawker Hunter	6	-	-	-	-	-
Pakistan - Total	199	6	-	-	6	-
B-57	23	-	-	-	-	-
F-86F	130	-	-	-	-	-
F-104A	10	-	-	-	-	-
F-104B	2	-	-	-	-	-
T-33A	16	-	-	-	-	-
T-37B	6	6	-	-	6	-
RT-33A	4	-	-	-	-	-
SA-16A	4	-	-	-	-	-
H-19D	4	-	-	-	-	-
Saudi Arabia - Total	24	17	-	17	-	-
F-86F	2	-	-	-	-	-
T-28A	7	6	-	6	-	-
T-33A	10	7	-	7	-	-
T-34A	4	4	-	4	-	-
H-34A	1	-	-	-	-	-
Turkey - Total	695	5	-	-	2	3
F-84G	488	-	-	-	-	-
F-100D	51	-	-	-	-	-
F-100F	13	2	-	-	2	-
RF-84F	47	-	-	-	-	-
RT-33A	15	-	-	-	-	-
C-54	2	-	-	-	-	-
T-6G	11	-	-	-	-	-
LT-6G	19	-	-	-	-	-
T-33A	42	-	-	-	-	-
H-19B	3	3	-	-	-	3
H-19D	4	-	-	-	-	-
Stockpile "SA" - Total	11	(16)	-	(16)	-	-
F-86F	11	-	-	-	-	-
T-28A	-	(5)	-	(5)	-	-
T-33A	-	(7)	-	(7)	-	-
T-34A	-	(4)	-	(4)	-	-
AFRICA - TOTAL	48	17	8	-	-	9
Ethiopia - Total	42	11	8	-	-	3
F-86F	12	-	-	-	-	-
C-47	5	-	-	-	-	-

[redacted]

Downgraded at 12-Year Intervals:
Not Automatically Declassified
DOD Dir 5200.10

TABLE 103 – MILITARY ASSISTANCE GRANT AID PROGRAM AIRCRAFT DELIVERIES BY RECIPIENT COUNTRY, BY TYPE, MODEL, AND SERIES OF AIRCRAFT, WORLD-WIDE - FY 1950 THROUGH FY 1962 AND BY QUARTER - FY 1962 (CONTINUED)

COUNTRY AND TYPE, MODEL, AND SERIES OF AIRCRAFT	FY 1950 THROUGH FY 1962	FY 1962				
		Total	First Quarter	Second Quarter	Third Quarter	Fourth Quarter
AFRICA (Continued)						
Ethiopia (Continued)						
C-54	1	1	-	-	-	1
C-121	1	-	-	-	-	-
T-28A	18	8	8	-	-	-
T-33A	5	2	-	-	-	2
Morocco - Total	6	6	-	-	-	6
C-47	3	3	-	-	-	3
C-119	3	3	-	-	-	3
FAR EAST AND PACIFIC - TOTAL	4,146	189	34	46	59	50
Burma - Total	17	5	-	5	-	-
Vertol 44A	12	-	-	-	-	-
H-43B	5	5	-	5	-	-
Cambodia - Total	37	12	-	6	2	4
L-20	1	1	-	1	-	-
LT-6G	12	-	-	-	-	-
L-19	10	-	-	-	-	-
C-47	4	1	-	1	-	-
T-28A	4	4	-	-	-	4
T-37B	4	4	-	4	-	-
H-19B	2	2	-	-	2	-
Indo China - Total	245	-	-	-	-	-
B-26	72	-	-	-	-	-
F-8F	101	-	-	-	-	-
RB-26	8	-	-	-	-	-
C-45	6	-	-	-	-	-
C-47	26	-	-	-	-	-
C-119C	3	-	-	-	-	-
H-19A/B	25	-	-	-	-	-
L-20	4	-	-	-	-	-
Japan - Total	1,106	-	-	-	-	-
F-86D	122	-	-	-	-	-
F-86F	180	-	-	-	-	-
F-86F (Ship Sets)	300	-	-	-	-	-
C-46D	36	-	-	-	-	-
T-6D	9	-	-	-	-	-
T-6F	11	-	-	-	-	-
T-6G	160	-	-	-	-	-
T-33A	68	-	-	-	-	-
T-33A (Ship Sets)	210	-	-	-	-	-
H-21B	10	-	-	-	-	-
Korea - Total	467	34	14	20	-	-
F-51D	78	-	-	-	-	-
F-86D	37	19	-	19	-	-
F-86F	180	13	13	-	-	-
RF-86F	10	-	-	-	-	-
C-46D	18	-	-	-	-	-
T-6D	30	-	-	-	-	-
T-6F	7	-	-	-	-	-
T-33A	36	1	-	1	-	-

Downgraded at 12-Year Intervals:
Not Automatically Declassified
DOD Dir 5200.10

[redacted]

TABLE 103 — MILITARY ASSISTANCE GRANT AID PROGRAM AIRCRAFT DELIVERIES BY RECIPIENT COUNTRY, BY TYPE, MODEL, AND SERIES OF AIRCRAFT, WORLD-WIDE - FY 1950 THROUGH FY 1962 AND BY QUARTER - FY 1962 (CONTINUED)

COUNTRY AND TYPE, MODEL, AND SERIES OF AIRCRAFT	FY 1950 THROUGH FY 1962	FY 1962				
		Total	First Quarter	Second Quarter	Third Quarter	Fourth Quarter
FAR EAST AND PACIFIC (Continued)						
Korea (Continued)						
LT-6G	29	-	-	-	-	-
L-19	15	-	-	-	-	-
H-19	2	-	-	-	-	-
T-28A	25	1	1	-	-	-
Laos - Total	69	16	-	-	2	14
C-47	13	-	-	-	-	-
T-28A	10	10	-	-	-	10
L-19	10	-	-	-	-	-
L-20	7	-	-	-	-	-
HUS-1	25	2	-	-	2	-
SH-19A	4	4	-	-	-	4
Philippines - Total	264	-	-	-	-	-
F-86D	18	-	-	-	-	-
F-51D	126	-	-	-	-	-
F-86F	60	-	-	-	-	-
SA-16A	4	-	-	-	-	-
C-47	4	-	-	-	-	-
T-6G	8	-	-	-	-	-
T-28A	22	-	-	-	-	-
T-33A	8	-	-	-	-	-
L-5	9	-	-	-	-	-
H-19A	5	-	-	-	-	-
Republic of China - Total	1,207	6	-	6	-	-
B-25	2	-	-	-	-	-
PBY5A	12	-	-	-	-	-
P4Y2	38	-	-	-	-	-
F-47N	195	-	-	-	-	-
F-84G	246	-	-	-	-	-
F-86D	18	-	-	-	-	-
F-86F	380	-	-	-	-	-
F-100A	80	-	-	-	-	-
F-100F	10	-	-	-	-	-
F-104A	22	-	-	-	-	-
F-104B	4	-	-	-	-	-
RB-57A	4	-	-	-	-	-
RF-51	18	-	-	-	-	-
RF-84F	25	-	-	-	-	-
RF-86F	7	-	-	-	-	-
RF-100A	4	-	-	-	-	-
RF-101	6	2	-	2	-	-
RT-33A	9	-	-	-	-	-
SA-16A	14	4	-	4	-	-
C-119G	16	-	-	-	-	-
T-28A	26	-	-	-	-	-
T-33A	67	-	-	-	-	-
H-19B	4	-	-	-	-	-
Thailand - Total	435	44	20	-	13	11
F-8F	207	-	-	-	-	-
F-84G	31	-	-	-	-	-
F-86F	40	20	20	-	-	-
RT-33A	3	-	-	-	-	-
C-47	9	-	-	-	-	-

[redacted]

Downgraded at 12-Year Intervals:
Not Automatically Declassified
DOD Dir 5200.10

TABLE 103 – MILITARY ASSISTANCE GRANT AID PROGRAM AIRCRAFT DELIVERIES BY RECIPIENT COUNTRY, BY TYPE, MODEL, AND SERIES OF AIRCRAFT, WORLD-WIDE – FY 1950 THROUGH FY 1962 AND BY QUARTER – FY 1962 (CONTINUED)

COUNTRY AND TYPE, MODEL, AND SERIES OF AIRCRAFT	FY 1950 THROUGH FY 1962	FY 1962				
		Total	First Quarter	Second Quarter	Third Quarter	Fourth Quarter
FAR EAST AND PACIFIC (Continued)						
Thailand (Continued)						
T-6F	30	-	-	-	-	-
T-6G	75	-	-	-	-	-
T-28A	7	7	-	-	-	7
T-33A	6	-	-	-	-	-
T-37	8	-	-	-	-	-
H-19A	2	-	-	-	-	-
H-34A	13	13	-	-	13	-
H-43	4	4	-	-	-	4
Vietnam - Total	299	72	-	9	42	21
AD-6	29	4	-	-	-	4
F-8F	70	-	-	-	-	-
C-47	40	2	-	-	-	2
T-6G	18	-	-	-	-	-
T-28A	45	45	-	-	30	15
L-19	60	-	-	-	-	-
L-20	9	9	-	9	-	-
H-19B	5	-	-	-	-	-
H-34A	23	12	-	-	12	-
WESTERN HEMISPHERE - TOTAL	442	29	10	5	5	9
Bolivia - Total	2	2	2	-	-	-
C-47	2	2	2			
Brazil - Total	108	8	2	-	5	1
S2F-1	13	2	2	-	-	-
B-17	5	-	-	-	-	-
F-47D	25	-	-	-	-	-
F-80C	33	-	-	-	-	-
C-54	12	-	-	-	-	-
C-119	6	6	-	-	5	1
T-33A	4	-	-	-	-	-
H-19D	4	-	-	-	-	-
HSS-1	6	-	-	-	-	-
Chile - Total	93	4	-	-	-	4
B-26	38	-	-	-	-	-
F-47D	17	-	-	-	-	-
F-80C	18	-	-	-	-	-
C-47	6	4	-	-	-	4
T-6G	10	-	-	-	-	-
T-33A	4	-	-	-	-	-
Columbia - Total	56	3	3	-	-	-
B-26	19	-	-	-	-	-
F-47D	14	-	-	-	-	-
F-80C	16	-	-	-	-	-
T-33A	4	-	-	-	-	-
H-43B	3	3	3	-	-	-
Cuba - Total	27	-	-	-	-	-
B-26	18	-	-	-	-	-
C-47	5	-	-	-	-	-
T-33A	4	-	-	-	-	-

Downgraded at 12-Year Intervals:
Not Automatically Declassified
DOD Dir 5200.10

[redacted]

TABLE 103 — MILITARY ASSISTANCE GRANT AID PROGRAM AIRCRAFT DELIVERIES BY RECIPIENT COUNTRY, BY TYPE, MODEL, AND SERIES OF AIRCRAFT, WORLD-WIDE - FY 1950 THROUGH FY 1962 AND BY QUARTER - FY 1962 (CONTINUED)

COUNTRY AND TYPE, MODEL, AND SERIES OF AIRCRAFT	FY 1950 THROUGH FY 1962	FY 1962				
		Total	First Quarter	Second Quarter	Third Quarter	Fourth Quarter
WESTERN HEMISPHERE (Continued).						
Dominican Republic - Total. .	4	-	-	-	-	-
T-33A	4	-	-	-	-	-
Ecuador - Total	45	7	3	-	-	4
F-47D	11	-	-	-	-	-
F-80C	16	-	-	-	-	-
T-6D.	7	-	-	-	-	-
T-33A	4	-	-	-	-	-
C-47.	3	3	3	-	-	-
Cessna CH-1C.	4	4	-	-	-	4
Peru - Total.	63	5	-	5	-	-
B-26.	18	-	-	-	-	-
F-47D	12	-	-	-	-	-
F-80C	16	-	-	-	-	-
F-86F	8	-	-	-	-	-
T-33A	4	-	-	-	-	-
T-37B	5	5	-	5	-	-
Uruguay - Total	44	-	-	-	-	-
B-25.	4	-	-	-	-	-
F-80C	14	-	-	-	-	-
C-47.	2	-	-	-	-	-
T-6D.	10	-	-	-	-	-
T-6G.	10	-	-	-	-	-
T-33A	4	-	-	-	-	-
MAP PROPERTY OWNED MATERIEL - TOTAL	2	(4)	-	-	(2)	(2)
F-100F.	-	(2)	-	-	(2)	-
SA-16 B/ASW	2	2	-	-	-	2
SH-19	-	(4)	-	-	-	(4)
MAP PROPERTY SALES AND DISPOSITION - TOTAL	445	-	-	-	-	-
F-86K	88	-	-	-	-	-
F-84G	130	-	-	-	-	-
F-86E	137	-	-	-	-	-
C-47.	20	-	-	-	-	-
C-119	10	-	-	-	-	-
T-33A	8	-	-	-	-	-
Harvard Mark IV	52	-	-	-	-	-

Source: Statistics and Reports Division, Directorate of Data Systems and Statistics, Comptroller of the Air Force.

[redacted]

DOWNGRADED AT 12 YEAR INTERVALS;
NOT AUTOMATICALLY DECLASSIFIED
DOD DIR. 5200.10

TABLE 104 — AIRCRAFT DELIVERIES TO ELIGIBLE FOREIGN COUNTRIES UNDER MILITARY ASSISTANCE SALES, WORLD-WIDE - FY 1950 THROUGH FY 1962

TYPE, MODEL, AND SERIES OF AIRCRAFT	FY 1950 THROUGH FY 1962	FY 1951 THROUGH FY 1956	FY 1957	FY 1958	FY 1959	FY 1960	FY 1961	FY 1962
DELIVERIES - TOTAL	1,612	872	254	115	a/ 98	187	71	15
BOMBER - TOTAL	112	14	90	8	-	-	-	-
B-25	5	5	-	-	-	-	-	-
B-26	99	9	90	-	-	-	-	-
P2V5	8	-	-	8	-	-	-	-
FIGHTER - TOTAL	457	211	16	88	-	123	13	6
F-47D	73	73	-	-	-	-	-	-
F-47N	3	3	-	-	-	-	-	-
F-51D	117	117	-	-	-	-	-	-
F-86E	78	-	-	-	-	78	-	-
F-86F	62	18	16	-	-	28	-	-
F-86K	88	-	-	88	-	-	-	-
F-100D	6	-	-	-	-	-	-	6
F-104F	30	-	-	-	-	17	13	-
CARGO - TOTAL	271	93	29	18	22	51	58	-
C-45	20	17	3	-	-	-	-	-
C-46	12	-	-	-	-	12	-	-
C-47	85	3	20	-	-	4	58	-
C-82	12	12	-	-	-	-	-	-
C-119F	45	35	-	-	10	-	-	-
C-119G	61	26	-	-	-	35	-	-
C-123	24	-	6	18	-	-	-	-
C-130	12	-	-	-	12	-	-	-
TRAINER - TOTAL	704	525	89	1	76	13	-	-
T-6D	80	80	-	-	-	-	-	-
T-6G	400	311	89	-	-	-	-	-
T-11	10	10	-	-	-	-	-	
T-28A	25	-	-	-	25	-	-	-
T-33A	96	36	-	-	47	13	-	-
T-34	4	-	-	-	4	-	-	-
T-35	10	10	-	-	-	-	-	-
TB-17	3	3	-	-	-	-	-	-
TB-25	75	75	-	-	-	-	-	-
TF-51	1	-	-	1	-	-	-	-
COMMUNICATIONS - TOTAL	32	21	5	-	-	-	-	6
H-19A/B	6	-	-	-	-	-	-	6
H-13G	2	2	-	-	-	-	-	-
H-21A	6	6	-	-	-	-	-	-
H-21B	8	3	5	-	-	-	-	-
H-23A	4	4	-	-	-	-	-	-
L-19A	6	6	-	-	-	-	-	-
MISCELLAENOUS - TOTAL	36	8	25	-	-	-	-	3
RB-17	6	6	-	-	-	-	-	-
SB-17	2	2	-	-	-	-	-	-
VB-17	8	-	8	-	-	-	-	-
SA-16A	17	-	17	-	-	-	-	-
Convair	1	-	-	-	-	-	-	1
DC-6	2	-	-	-	-	-	-	2

a/ These data include FY 1959 deliveries of T-34 aircraft excluded from Table 130, FY 1959 Statistical Digest.

Source: Statistics and Reports Division, Directorate of Data Systems and Statistics, Comptroller of the Air Force.

DOWNGRADED AT 12 YEAR INTERVALS;
NOT AUTOMATICALLY DECLASSIFIED
DOD DIR. 5200.10

[redacted]

TABLE 105 – MILITARY ASSISTANCE GRANT AID PROGRAM FORMAL TRAINING ACCOMPLISHMENT BY TYPE OF TRAINING, BY RECIPIENT COUNTRY, WORLD-WIDE – FY 1950 THROUGH FY 1962

AREA AND COUNTRY	TOTAL SPACES COMPLETED WORLD-WIDE FY 1950 THROUGH FY 1962	FORMAL TRAINING COMPLETED IN THE CONTINENTAL US							FORMAL TRAINING COMPLETED OVERSEAS				
		Total Spaces CONTL US	Pilot	Other Flying	Aircraft And Aero Equipment Maintenance	Electronics and Communications	Missile	Other Training	Total Spaces Overseas	Flying Other Than Pilot	Aircraft And Aero Equipment Maintenance	Electronics and Communications	Other Training
TOTAL	72,185	46,715	3,927	3,665	8,948	7,725	5,697	16,753	25,470	3,717	5,710	8,351	7,692
AFRICA - TOTAL	387	364	11	25	176	66	-	86	23	-	6	-	17
Ethiopia	387	364	11	25	176	66	-	86	23	-	6	-	17
EUROPE - TOTAL	28,705	21,936	3,066	2,101	3,770	2,651	5,151	5,197	6,769	1,093	2,382	1,819	1,475
Austria	53	53	2	-	-	22	-	29	-	-	-	-	-
Belgium	1,884	1,495	394	214	165	342	-	380	389	70	124	109	86
Denmark	1,922	1,330	329	236	118	308	-	339	592	51	38	416	87
Federal Republic of Germany	827	531	69	3	2	73	-	384	296	11	90	120	75
France	6,282	4,734	1,265	810	1,547	397	-	715	1,548	315	906	81	246
Italy	4,560	3,520	141	189	485	247	1,675	783	1,040	108	349	279	304
NATO	519	519	-	-	-	-	-	519	-	-	-	-	-
Netherlands	2,329	1,377	367	210	168	177	-	455	952	44	347	266	295
Norway	2,895	1,823	304	180	453	294	-	592	1,072	137	434	227	274
Portugal	824	536	27	40	139	189	-	141	288	76	33	152	27
Spain	2,191	1,827	84	113	536	376	-	718	364	215	54	50	45
United Kingdom	3,934	3,832	84	78	33	99	3,476	62	102	43	-	59	-
Yugoslavia	485	359	-	28	124	127	-	80	126	23	7	60	36
NEAR EAST AND SOUTH ASIA - TOTAL	8,572	6,870	242	315	1,758	1,101	546	2,908	1,702	380	271	470	581
Afghanistan	126	126	11	6	26	5	-	78	-	-	-	-	-
Greece	1,657	1,266	12	64	254	337	-	599	391	45	75	139	132
Iran	1,594	1,395	85	33	470	174	-	633	199	64	17	13	105
Iraq	78	78	6	-	15	15	-	42	-	-	-	-	-
Lebanon	3	3	-	-	-	-	-	3	-	-	-	-	-
Pakistan	1,391	1,117	43	99	260	200	-	515	274	84	104	52	34
Saudi Arabia	391	318	1	3	186	34	-	94	73	-	-	-	73
Turkey	3,332	2,567	84	110	547	336	546	944	765	187	75	266	237
FAR EAST AND PACIFIC - TOTAL	29,646	14,110	269	843	2,728	3,560	-	6,710	15,536	2,244	2,216	5,875	5,201
Burma	190	185	-	9	62	17	-	97	5	-	5	-	-
Cambodia	180	129	6	5	36	8	-	74	51	10	23	5	13
Indonesia	229	227	-	54	118	24	-	31	2	-	-	2	-
Japan	8,760	2,142	18	164	311	526	-	1,123	6,618	752	1,190	3,589	1,087
Korea	8,154	3,110	68	111	519	813	-	1,599	5,044	672	356	1,549	2,467
Laos	33	20	-	-	-	-	-	20	13	-	-	-	13

[redacted]

Downgraded at 12-Year Intervals:
Not Automatically Declassified
DOD Dir 5200.10

[redacted]

Philippines	4,443	2,649	13	149	579	690	-	1,218	1,794	308	332	608	546
Republic of China	3,302	2,219	64	151	321	824	-	859	1,083	490	112	32	449
Thailand	2,053	1,536	10	64	290	365	-	807	517	2	52	28	435
Vietnam	2,302	1,893	90	136	492	293	-	882	409	10	146	62	191
WESTERN HEMISPHERE - TOTAL	4,875	3,435	339	381	516	347	-	1,852	1,440	-	835	187	418
Argentina	312	225	-	9	33	44	-	139	87	-	57	24	6
Bolivia	147	77	11	2	-	2	-	62	70	-	41	4	25
Brazil	356	355	-	22	23	97	-	213	1	-	-	-	1
Chile	409	313	33	18	36	35	-	191	96	-	42	20	34
Colombia	840	701	67	84	137	23	-	390	139	-	70	29	40
Cuba	220	159	51	19	15	1	-	73	61	-	43	7	11
Dominican Republic	201	103	2	26	17	5	-	53	98	-	31	8	59
Ecuador	620	385	45	48	11	47	-	234	235	-	124	19	92
El Salvador	69	23	4	1	-	-	-	18	46	-	35	4	7
Guatemala	172	127	36	21	16	2	-	52	45	-	35	3	7
Haiti	79	41	7	2	17	2	-	13	38	-	38	-	-
Honduras	82	54	12	6	4	4	-	28	28	-	21	3	4
Mexico	144	128	-	21	65	10	-	32	16	-	12	3	1
Nicaragua	230	164	21	26	53	2	-	62	66	-	46	8	12
Paraguay	55	27	4	4	-	-	-	19	28	-	19	5	4
Peru	731	469	46	53	78	65	-	227	262	-	150	33	79
Uruguay	159	71	-	19	9	8	-	35	88	-	49	11	28
Venezuela	49	13	-	-	2	-	-	11	36	-	22	6	8

Source: Statistics and Reports Division, Directorate of Data Systems and Statistics, Comptroller of the Air Force.

TABLE 105 — MILITARY ASSISTANCE GRANT AID PROGRAM TRAINING - CONTRACT TECHNICAL SERVICES PERSONNEL COMPLETING ASSIGNMENTS AND MAN-MONTHS REQUIRED, BY RECIPIENT AREA - FY 1950 THROUGH FY 1962

RECIPIENT AREA	NUMBER OF CONTRACT TECHNICAL SERVICES PERSONNEL WHO COMPLETED ASSIGNMENTS	MAN-MONTHS USED TO COMPLETE ASSIGNMENTS
WORLD-WIDE - TOTAL	4,341	33,979
Africa	12	140
Europe	2,483	17,075
Near East and South Asia	695	6,004
Far East and Pacific	973	9,031
Western Hemisphere	178	1,729

Source: Statistics and Reports Division, Directorate of Data Systems and Statistics, Comptroller of the Air Force.

[redacted]

Downgraded at 12-Year Intervals:
Not Automatically Declassified
DOD Dir 5200.10

686559 O - 63 - 16

[redacted]

TABLE 107 — MILITARY ASSISTANCE GRANT AID PROGRAM TRAINING - MOBILE TRAINING TEAMS FURNISHED BY RECIPIENT COUNTRY, WORLD-WIDE - FY 1951 THROUGH FY 1962

(Table below includes revisions to FY 1950 through FY 1961 data shown in Table 109, FY 1961, USAF Statistical Digest)

AREA AND COUNTRY	WORLD-WIDE			CONTINENTAL US a/			OVERSEAS a/		
	Teams	Personnel	Man-Weeks	Teams	Personnel	Man-Weeks	Teams	Personnel	Man-Weeks
WORLD-WIDE - TOTAL	1,714	7,397	104,130	666	3,388	59,736	1,048	4,009	44,394
AFRICA - TOTAL	19	60	1,243	11	47	1,021	8	13	222
Ethiopia	18	58	1,239	10	45	1,017	8	13	222
Morocco	1	2	4	1	2	4	-	-	-
EUROPE - TOTAL	784	3,178	50,393	246	1,222	24,024	538	1,956	26,369
Belgium	123	375	7,220	29	50	1,145	94	325	6,075
Denmark	99	406	5,187	19	67	1,387	80	339	3,800
Federal Republic of Germany	29	258	3,374	14	117	2,090	15	141	1,284
France	110	508	8,950	48	317	6,162	62	191	2,788
Italy	127	561	9,101	44	215	4,395	83	346	4,706
Netherlands	99	373	6,201	25	130	3,139	74	243	3,062
Norway	44	159	2,458	22	108	1,862	22	51	596
Portugal	46	130	1,953	8	33	641	38	97	1,312
Spain	74	224	3,078	23	64	1,056	51	160	2,022
United Kingdom	9	83	1,822	7	77	1,750	2	6	72
Yugoslavia	22	96	1,024	5	39	372	17	57	652
Undistributed by Country	2	5	25	2	5	25	-	-	-
NEAR EAST AND SOUTH ASIA - TOTAL	420	1,767	24,201	137	625	11,645	283	1,142	12,556
Afghanistan	2	8	8	-	-	-	2	8	8
Greece	126	466	6,785	43	160	3,301	83	306	3,484
Iran	71	252	3,982	15	70	1,454	56	182	2,528
Iraq	4	80	627	2	12	127	2	68	500
Pakistan	52	204	2,692	20	84	1,240	32	120	1,452
Saudi Arabia	12	54	315	5	13	63	7	41	252
Turkey	153	703	9,792	52	286	5,460	101	417	4,332
FAR EAST AND PACIFIC - TOTAL	374	1,925	23,925	175	1,062	18,751	199	863	5,174
Burma	3	9	187	3	9	187	-	-	-
Cambodia	14	27	399	6	12	223	8	15	176
Indo-China	20	90	1,397	8	59	1,345	12	31	52
Japan	35	215	3,349	23	127	2,082	12	88	1,267
Korea	22	78	1,146	14	53	1,058	8	25	88
Laos	3	8	72	2	2	42	1	6	30
Philippines	29	142	1,391	17	89	1,072	12	53	319
Republic of China	173	1,090	13,360	71	553	10,492	102	537	2,868
Thailand	56	155	1,559	18	62	1,237	38	93	322
Vietnam	16	94	977	10	79	925	6	15	52
Undistributed by Country	3	17	88	3	17	88	-	-	-
WESTERN HEMISPHERE - TOTAL	119	467	4,368	99	432	4,295	20	35	73
Argentina	3	25	340	3	25	340	-	-	-
Bolivia	1	2	30	1	2	30	-	-	-
Brazil	28	127	1,576	25	122	1,558	3	5	18
Chile	14	63	591	11	57	577	3	6	14
Colombia	11	36	144	5	25	127	6	11	17
Cuba	3	13	59	3	13	59	-	-	-
Dominican Republic	8	22	141	7	19	137	1	3	4
Equador	10	44	168	9	43	166	1	1	2
Guatemala	1	2	20	1	2	20	-	-	-
Nicaragua	3	5	32	1	3	30	2	2	2
Paraguay	3	3	23	2	2	21	1	1	2
Peru	25	97	829	22	91	815	3	6	14
Uruguay	7	25	363	7	25	363	-	-	-
Venezuela	1	2	26	1	2	26	-	-	-
Undistributed by Country	1	1	26	1	1	26	-	-	-

a/ Indicates the geographic area from which personnel were organized into mobile teams to provide training, instruction, guidance or assistance.

Source: Statistics and Reports Division, Directorate of Data Systems and Statistics, Comptroller of the Air Force.

[redacted]

Downgraded at 12-Year Intervals:
Not Automatically Declassified
DOD Dir 5200.10

[redacted]

TABLE 108 – USAF CIVILIAN EMPLOYEES IN SALARIED AND WAGE BOARD GROUPS EMPLOYED UNDER MILITARY ASSISTANCE PROGRAM(MAP), WORLD-WIDE, AT END OF QUARTER – FY 1962

GROUP AND LOCATION	TOTAL	FIRST QUARTER (30 SEP 1961)	SECOND QUARTER	THIRD QUARTER (31 MAR 1962)	FOURTH QUARTER
WORLD-WIDE - TOTAL	2,977	761	752	741	723
SALARIED - TOTAL	2,977	761	752	741	723
WAGE BOARD - TOTAL	-	-	-	-	-
CONTINENTAL US - TOTAL	2,725	695	684	677	669
Salaried	2,725	695	684	677	669
Wage Board	-	-	-	-	-
OVERSEA - TOTAL	252	66	68	64	54
Salaried	252	66	68	64	54
Wage Board	-	-	-	-	-

Source: Statistics and Reports Division, Directorate of Data Systems and Statistics, Comptroller of the Air Force.

[redacted]

Downgraded at 3-Year Intervals:
Declassified After 12 Years
DOD Dir 5200.10

Military Personnel

PART VIII

INTRODUCTION

The statistical data in this part are designed to show the composition and characteristics of the inventory and the volume and characteristics of accessions and losses to the inventory. Data are presented as of specific intervals throughout the fiscal year.

Introductory notes pertaining to Sample Survey tables will be found preceding that subject area.

DEFINITIONS

AERONAUTICAL STATUS - The general groupings of Air Force personnel with reference to their aeronautical rating, aeronautical designation, and flying status. The principal groupings are:

1. Rated Personnel: USAF officers who have been awarded one of the following aeronautical ratings: Pilot, Aircraft Observer, Navigator, and Flight Surgeon as specified in AF Manual 35-13, dated, 3 June 1957 and revision of 3 April 1961.
2. Non-Rated Personnel: Personnel who do not possess an aeronautical rating. This category includes personnel who may possess the aeronautical designation of Aviation Medical Examiner or Flight Nurse and who may be on flying status as crew members or non-crew members.

AIR FORCE SPECIALTY (AFS) - A grouping of positions which require common qualifications. An AFS is identified by a Title and Code.

AIR FORCE SPECIALTY CODE (AFSC) - AIRMAN - A combination of meaningful digits used to identify an AFSC. For example:

AFSC 68150 (Statistical Specialist)

68	Career Field (Statistical Analysis, Data Processing, and Programming)
1	Career Field Subdivision (Statistical Services)
5	Skill Level (Skilled)
0	Specialty (Statistical Specialist)
68150	

AIR FORCE SPECIALTY CODE (AFSC) - OFFICER - A combination of meaningful digits used to identify an AFSC. For example:

AFSC 3244 (Armament Operations Officer)

32	Occupational Field (Armament)
4	Specialty (Armament Operations)
4	Level of Qualification (Fully Qualified)
3244	Armament Operations Officer, at Fully Qualified Level

or

1	Level of Qualification (Entry Level)
3241	Armament Operations Officer, at Entry Level

ARMED FORCES QUALIFICATION TEST SCORE (AFQT SCORE) - The test contains questions on arithmetical reasoning, word knowledge, tool functions, and spatial visualization. The "Score" is a composite index of performance on all these items, and as such, is an indication of general learning ability.

AUTHORIZATION - The number of troop spaces allocated to Major Air Commands in the Manpower Authorization Voucher.

CAREER AIRMAN - A regular Air Force airman who has completed one or more enlistments in the United States Air Force or who is serving first enlistment in the Air Force with prior service in the Army, Navy, Marine Corps, or Coast Guard.

CAREER FIELD - A grouping of related Air Force Specialties(AFS's) involving basically similar knowledges and skills.

CAREER FIELD CATEGORY (APPLIES TO CAREER FIELD) - The Department of Defense (DOD) grouping of airman career fields into three broad categories of highly technical, technical, and semitechnical jobs.

CONTROL AIR FORCE SPECIALTY (CAFS) - The AFS for manning purposes which represents his highest usable skill based on total Air Force requirements. It should be his Primary AFS (PAFS): however, if there is an Air Force surplus of the PAFS, it may be an additional awarded AFS or an AFS in which the airman is being trained.

DEFINITIONS (CONTINUED)

DUTY AIR FORCE SPECIALTY (OFFICER) - The authorized AFS which identifies the position to which an officer has been offically assigned.

FIRST TERM AIRMAN - A Regular Air Force airman with no prior military services, serving on his first enlistment in the United States Air Force.

FLYING STATUS - The status of a member of the Air Force, rated or non-rated, who is currently required by competent orders to participate in frequent and regular aerial flights.

FUNCTIONAL CATEGORY GROUPS - Broad groupings reflecting general duty status of Air Force Military Personnel. Specific groupings are defined as follows:

1. Permanent Part Personnel: Those USAF personnel assigned to an Air Force unit to perform their principal duty in the furtherance of the mission of the unit and who are chargeable against the specific authorizations of the unit. This includes assigned overstrength.

2. Pipeline Personnel: These USAF personnel who are assigned to an Air Force unit temporarily for the purpose of training or hospitalization, i.e., those who are temporarily ineffective. Such personnel are not chargeable against the specific authorizations of the unit to which they are assigned while in a pipeline status. Pipeline is composed of Students and patients.

a. Patients: Hospitalized personnel assigned to an Air Force unit which administers personnel undergoing in-patient treatment at a medical facility operated by any of the three military departments.

b. Students: Personnel assigned in a training status to a unit charged with administration of individuals attending a formal course of instruction at a service or civilian school or a basic military training course.

MILITARY STRENGTH - Military Personnel (Permanent Party and Pipeline) who are assigned to active Air Force units. This strength is composed of individuals, regardless of chargeability to military personnel ceilings, who as individuals are under the jurisdiction of the Secretary of the Air Force.

OCCUPATIONAL GROUPINGS, DEPARTMENT OF DEFENSE (DOD) - A grouping of specialities devised and used by Office of Secretary of Defense in monitoring the manning program of all services.

OPERATING LOCATION - A permanent duty station of an individual. A station is considered permanent if the orders specify a period of three months or longer. If no period is specified, the duty station is considered permanent.

PRIMARY AIR FORCE SPECIALTY (PAFS) - The awarded AFS in which an officer or airman is most highly qualified to perform duty.

PRIOR SERVICE ENLISTMENT -

1. Former regular airman who had served a minimum continuous period exceeding ninety (90) days, and who had been separated from the Air Force for a period of time exceeding ninety (90) days.

2. Former officer or warrant officer who had been separated from the Air Force and who had reenlisted in the Regular Air Force.

3. Former enlistee or inductee of the Army or the Navy who had served in an active military service status for a minimum continuous period exceeding ninety (90) days.

4. Former enlisted member of a reserve component of the Air Force who had served in an active military service status for a minimum continuous period exceeding ninety (90) days and who had been separated from active military service for a period of time exceeding (90) days.

RATED PERSONNEL - USAF officers holding a currently effective aeronautical rating.

REENLISTMENT -

1. Reenlistment: Airmen who enlist in the Regular Air Force for their own duty position within 24 hours of separation from active Air Force duty.

2. Career Airman Reenlistment: Reenlistment of an airman who has completed two or more terms of service in the Air Force.

3. First Term Airman Reenlistment: Reenlistment of an airman who has completed one term of service in the Air Force.

REENLISTMENT INTENT - Expressed attitude toward reenlistment made by airmen in response to attitude questions.

REGULAR AIR FORCE PERSONNEL - Department of the Air Force military personnel who, by enlistment, appointment, or commission, are members of the Regular Air Force.

SELECTED CHARACTERISTICS AND ATTITUDES

1. Selected: Used to imply that data presented in this report are not necessarily the complete body of

2. Characteristics: Refer to distinctive individual groupings of military personnel, such as, grade, age, marital status, rating, etc.

3. Attitudes: Refer to reponses to those questions in which individuals express degrees of predisposed feelings for a thing, institution, or situation.

DEFINITIONS (Continued)

SEPARATION - A loss to the strength of the Air Force for any cause, without regard to reenlistment eligibility or subsequent reenlistment actions. Separations include but are not limited to Deaths, Retirements, Expiration of Term of Service, Release for Convenience of the Government, and Discharge Prior to Expiration of Term of Service for the Purpose of Immediate Reenlistment. References to First Term and Career Separations, by definition, correspond in term of service to First Term and Career Reenlistments, respectively.

SKILL LEVEL - The level of an AFS which indicates the degree of qualification of an airman:

Skill Level	Fourth Digit of AFSC
Superintendent	9
Advanced	7
Skilled	5
Semi-Skilled	3
Unskilled	1

USAFA CADETS - Students assigned to the USAF Academy for training and ultimate commissioning as Regular Air Force Officers. These personnel are not considered part of active forces but are chargeable to the active troop ceiling.

TABLE 109 — OPERATING LOCATION STRENGTH BY STATE, IN THE UNITED STATES, AT END OF QUARTER— FY 1962

(Table below excludes USAF Academy Cadets. For inclusion of USAF Academy Cadets, see table titled "USAF Military Personnel by Grade in Which Serving").

STATE	30 SEPTEMBER 1961	31 DECEMBER 1961	31 MARCH 1962	30 JUNE 1962
TOTAL	640,134	669,081	682,589	679,043
Alabama	8,941	9,530	9,553	9,487
Alaska	14,321	14,801	15,078	15,435
Arizona	10,447	11,071	11,336	11,856
Arkansas	8,228	9,096	9,567	9,300
California	63,493	67,837	67,223	67,092
Colorado	16,882	17,045	17,147	16,722
Connecticut	395	318	305	294
Delaware	7,516	7,878	8,057	7,704
District of Columbia	4,465	4,328	4,392	3,794
Florida	31,170	33,050	33,177	33,810
Georgia	15,249	15,873	16,053	16,286
Hawaii	7,076	7,058	7,257	7,343
Idaho	4,534	4,806	5,050	4,981
Illinois	15,442	16,223	16,352	16,130
Indiana	5,351	6,171	6,410	7,750
Iowa	930	1,049	1,046	1,042
Kansas	16,382	17,517	18,188	16,730
Kentucky	426	451	496	358
Louisiana	13,175	13,624	13,740	13,581
Maine	12,339	12,561	12,691	12,326
Maryland	8,704	10,120	10,159	10,742
Massachusetts	18,488	18,840	18,593	17,872
Michigan	17,558	18,576	18,969	18,574
Minnesota	2,951	4,027	4,060	4,017
Mississippi	25,110	27,240	27,982	27,305
Missouri	7,544	9,444	9,417	9,232
Montana	7,746	8,144	8,521	8,449
Nebraska	15,254	16,626	17,408	17,185
Nevada	7,103	7,152	7,080	6,925
New Hamshire	6,827	7,761	7,917	7,798
New Jersey	9,495	10,430	11,337	11,343
New Mexico	14,360	15,116	15,677	15,519
New York	17,605	19,385	19,647	20,005
North Carolina	8,827	9,009	9,156	8,956
North Dakota	7,915	8,524	9,318	9,461
Ohio	15,117	17,209	17,387	17,060
Oklahoma	11,317	12,658	13,168	13,463

TABLE 109 — OPERATING LOCATION STRENGTH BY STATE, IN THE UNITED STATES, AT END OF QUARTER—FY 1962 (CONTINUED)

STATE	30 SEPTEMBER 1961	31 DECEMBER 1961	31 MARCH 1962	30 JUNE 1962
Oregon	3,826	4,195	4,246	4,226
Pennsylvania	1,686	1,745	1,767	2,184
Rhode Island	45	42	82	33
South Carolina	18,775	19,813	19,501	19,827
South Dakota	4,705	5,000	5,060	5,142
Tennessee	4,466	4,776	4,833	4,990
Texas	107,439	100,559	105,258	104,281
Utah	2,309	2,469	2,437	2,538
Vermont	330	355	348	355
Virginia	12,686	13,569	13,781	13,942
Washington	18,578	18,948	19,272	18,610
West Virginia	284	264	281	235
Wisconsin	2,792	2,913	2,943	2,916
Wyoming	3,379	3,712	3,720	3,677
Unknown	151	163	146	160

Source: Statistics and Reports Division, Directorate of Data Systems and Statistics, Comptroller of the Air Force.

TABLE 110 – OPERATING LOCATION STRENGTH BY COUNTRY, OVERSEAS, AT END OF QUARTER – FY 1962

COUNTRY	30 SEPTEMBER 1961	31 DECEMBER 1961	31 MARCH 1962	30 JUNE 1962
TOTAL	190,070	200,595	202,923	202,462
Afghanistan	3	5	5	6
Argentina	24	24	26	27
Ascension	1	1	2	1
Australia	15	18	16	16
Austria	7	6	7	7
Azores	1,912	1,891	1,912	1,921
Bahamas	4	4	4	3
Belgian Congo	41	75	71	60
Belgium	84	86	86	85
Bermuda	2,761	2,617	2,864	2,852
Bolivia	9	9	9	10
Brazil	77	79	81	76
Bulgaria	2	2	1	2
Burma	5	5	5	5
Cambodia	3	5	5	6
Canada	10,397	10,175	9,888	9,667
Canal Zone	1,090	1,142	1,151	1,160
Chile	19	18	21	19
Christmas Island	-	-	11	12
Colombia	107	16	17	17
Crete	815	852	862	932
Czechoslovakia	3	3	3	3
Denmark	22	23	25	32
Dominican Republic	1	1	2	14
Ecuador	15	16	19	19
Egypt	8	8	8	8
Eire	17	9	9	9
El Salvador	8	8	8	8
Eritrea	2	2	-	-
Ethiopia	31	28	31	34
Finland	10	11	11	13
France	11,971	18,861	19,979	20,864
French Equador	-	7	7	7
Germany	34,452	38,248	38,793	38,591
Greece	798	820	854	827
Greenland	4,428	4,291	4,086	4,098
Guam	3,007	3,116	3,004	3,302
Guatemala	15	15	15	16
Guiana, British	149	-	-	-
Guinea	4	4	3	3
Haiti	8	8	8	9
Honduras	8	8	8	8
Hong Kong	12	11	10	11
Hungary	1	1	1	1
Iceland	1,586	1,087	780	615
India	6	6	7	6
Indonesia	4	6	6	6
Iran	49	47	45	49
Iraq	6	6	5	5

Downgraded at 3-Year Intervals:
Declassified After 12 Years
DOD Dir 5200.10

TABLE 110 — OPERATING LOCATION STRENGTH BY COUNTRY, OVERSEAS, AT END OF QUARTER — FY 1962
(CONTINUED)

COUNTRY	30 SEPTEMBER 1961	31 DECEMBER 1961	31 MARCH 1962	30 JUNE 1962
Israel	11	12	12	15
Italy	3,113	3,069	3,176	3,123
Ivory Coast	2	7	7	8
Japan	26,221	25,797	26,175	25,736
Jerusalem	5	5	5	5
Johnston Island	80	90	98	88
Korea	5,675	5,523	5,053	4,758
Laos	15	28	30	36
Lebanon	5	5	2	5
Leeward Island	1	1	1	1
Libya	3,510	3,528	3,541	3,747
Madagascar	1	7	7	7
Malaya	2	2	2	1
Marshall Islands	4	4	3	4
Mexico	2	3	3	3
Midway	18	19	20	16
Morocco	4,976	5,105	5,008	4,776
Netherlands	789	779	754	775
New Zealand	4	-	4	5
Nicaragua	8	8	9	8
Norway	209	208	214	220
Okinawa	9,821	10,244	10,451	11,013
Pakistan	825	776	889	914
Panama	22	27	68	45
Paraguay	9	9	9	8
Peru	31	31	29	32
Philippine Islands	5,849	6,212	6,921	6,784
Poland	2	2	2	2
Portugal	28	29	31	30
Puerto Rico	3,644	3,699	3,683	3,767
Rumania	2	2	2	2
Russia	9	12	12	13
Ryukyu Islands	934	1,077	1,079	1,032
Saudi Arabia	1,196	878	481	218
Spain	9,015	9,271	9,551	9,982
Sweden	14	13	14	16
Switzerland	7	9	8	8
Taiwan	2,445	2,369	2,293	2,212
Thailand	73	75	98	125
Trinidad	2	2	3	4
Turkey	6,463	7,357	7,420	7,433
Union of South Africa	8	8	8	10
United Kingdom	30,359	29,902	30,130	28,945
Uruguay	15	15	15	15
Venezuela	31	31	30	29
Viet Nam	133	151	238	374
Volcanic Islands	89	83	85	73
Wake Island	17	21	17	29
Yugoslavia	15	15	17	17
Unknown	364	414	444	551

Source: Statistics and Reports Division, Directorate of Data Systems and Statistics, Comptroller of the Air Force.

Downgraded at 3-Year Intervals:
Declassified After 12 Years
DOD Dir 5200.10

TABLE III – USAF OFFICERS BY GRADE IN WHICH SERVING, BY COMMAND, WORLD-WIDE – 30 JUN 1962

COMMAND OF ASSIGNMENT AND FUNCTIONAL GROUP	TOTAL	COMMISSIONED OFFICERS								WARRANT OFFICERS				
		Total	General	Colonel	Lieutenant Colonel	Major	Captain	First Lieutenant	Second Lieutenant	Total	Warrant Officer 4	Warrant Officer 3	Warrant Officer 2	Warrant Officer 1
WORLD-WIDE - TOTAL	134,908	131,283	433	5,110	14,890	24,085	49,761	26,150	10,854	3,625	555	1,460	1,606	4
PERMANENT PARTY - TOTAL	124,356	120,756	433	5,002	14,702	23,292	46,762	24,502	6,063	3,600	552	1,453	1,591	4
CONTINENTAL US - TOTAL	98,195	95,668	359	4,131	11,850	18,595	35,731	19,365	5,637	2,527	399	1,019	1,106	3
Aero Chart and Information Center	61	61	-	3	12	17	14	11	4	-	-	-	-	-
Air Defense Command	11,819	11,346	34	340	1,156	2,128	4,236	2,627	825	473	49	150	274	-
Air Force Accounting and Fin Center	53	53	1	8	17	21	5	1	-	-	-	-	-	-
Air Force Communications Service a/	1,156	1,030	3	18	95	257	417	156	84	126	7	41	78	-
Air Force Logistics Command	3,020	2,936	29	279	451	563	956	440	218	84	13	28	43	-
Air Force Systems Command	8,220	8,091	35	561	1,386	1,772	2,780	1,135	422	129	23	57	49	-
Air Training Command	8,865	8,607	16	230	620	1,351	3,733	2,155	502	258	39	116	103	-
Air University	2,148	2,114	6	194	435	557	806	83	33	34	11	14	9	-
Continental Air Command	896	879	8	81	225	277	221	54	13	17	2	7	8	-
Headquarters Command, USAF	4,862	4,704	27	475	1,154	1,082	1,338	456	172	158	48	75	35	-
Headquarters US Air Force	2,719	2,688	108	753	1,051	594	168	13	1	31	18	11	2	-
Military Air Transport Service	9,295	9,003	14	195	889	1,709	3,149	2,274	773	292	50	114	127	1
Office of Aerospace Research	259	257	2	18	42	63	62	64	6	2	1	1	-	-
Strategic Air Command	35,325	34,674	44	690	3,531	6,653	13,768	8,005	1,983	651	103	287	261	-
Tactical Air Command	8,138	7,915	27	223	650	1,292	3,439	1,719	565	223	28	94	99	2
United States Air Force Academy	662	652	3	29	66	135	352	60	7	10	3	5	2	-
USAF Security Service	697	658	2	34	70	124	287	112	29	39	4	19	16	-
OVERSEAS-TOTAL (Incl Alaska and Hawaii)	26,161	25,088	74	871	2,852	4,697	11,031	5,137	426	1,073	153	434	485	1
Aero Chart and Information Center	17	17	-	-	2	5	7	3	-	-	-	-	-	-
Air Defense Atlantic	437	412	-	7	22	70	193	117	3	25	3	9	13	-
Air Force Communications Service a/	1,117	1,011	1	22	81	251	411	208	37	106	5	39	62	-
Air Force Logistics Command	417	377	1	12	65	122	133	44	-	40	5	18	17	-
Air Force Systems Command	84	84	-	-	7	20	41	11	5	-	-	-	-	-
Alaskan Air Command	1,099	1,044	3	36	110	169	491	225	10	55	4	22	29	-
Caribbean Air Command	240	231	2	29	57	59	82	2	-	9	4	3	2	-
Headquarters Command, USAF	964	931	21	130	286	234	184	75	1	33	8	19	6	-
Military Air Transport Service	2,477	2,352	2	28	217	439	1,070	531	65	125	23	49	53	-
Pacific Air Forces	5,677	5,479	22	228	662	977	2,473	1,033	84	198	32	89	77	-
Strategic Air Command	2,949	2,846	5	97	332	580	1,247	566	19	103	15	56	32	-
United States Air Force in Europe	9,851	9,516	16	261	937	1,638	4,299	2,170	195	335	45	105	184	1
USAF Security Service	832	788	1	21	74	133	400	152	7	44	9	25	10	-
PIPELINE - TOTAL	10,552	10,527	-	108	188	793	2,999	1,648	4,791	25	3	7	15	-
Students	10,398	10,383	-	97	168	764	2,952	1,619	4,783	15	1	4	10	-
Patients	154	144	-	11	20	29	47	29	8	10	2	3	5	-

a/ Air Force Communications Service designated as a major command, 1 July 1961; originally a part of Military Air Transport Service.

Source: Statistics and Reports Division, Directorate of Data Systems and Statistics, Comptroller of the Air Force.

TABLE 112 — USAF REGULAR AND RESERVE GENERAL OFFICERS BY GRADE IN WHICH SERVING, WORLD-WIDE AT END OF QUARTER — FY 1962

END OF QUARTER	TOTAL			GENERALS			LIEUTENANT GENERALS			MAJOR GENERALS			BRIGADIER GENERALS		
	TOTAL	CONTL U S	O S	TOTAL	CONTL U S	O S	TOTAL	CONTL U S	O S	TOTAL	CONTL U S	O S	TOTAL	CONTL U S	O S
30 Sep (1961) . .	429	359	70	12	8	4	28	24	4	164	141	23	225	186	39
31 Dec	430	360	70	12	8	4	32	26	6	156	136	20	230	190	40
31 Mar (1962) . .	431	356	75	11	7	4	31	25	6	172	147	25	216	176	40
30 Jun	433	359	74	11	7	4	32	25	7	174	148	26	216	179	37

Source: Personnel Statistics Division, Directorate of Statistical Services, Comptroller of the Air Force.

TABLE 113 — USAF REGULAR GENERAL OFFICERS BY PERMANENT GRADE, BY GRADE IN WHICH SERVING, WORLD-WIDE AT END OF QUARTER — FY 1962

PERMANENT GRADE a/	GRADE IN WHICH SERVING	30 SEPTEMBER (1961)	31 DECEMBER	31 MARCH (1962)	30 JUNE
Major General - Total . . .		95	90	108	107
	General	12	12	11	11
	Lieutenant General	28	32	31	32
	Major General	55	46	66	64
	Brigadier General	-	-	-	-
Brigadier General - Total .		109	109	130	130
	General	-	-	-	-
	Lieutenant General	-	-	-	-
	Major General	96	96	95	99
	Brigadier General	13	13	35	31
Colonel - Total		215	214	177	182
	General	-	-	-	-
	Lieutenant General	-	-	-	-
	Major General	13	13	7	7
	Brigadier General	202	201	170	175
Lieutenant Colonel - Total.					
	General	-	-	-	-
	Lieutenant General	-	-	-	-
	Major General	-	-	-	-
	Brigadier General	-	-	-	-

a/ No General Officers on Active Duty in the USAF possess permanent grade of General or Lieutenant General.

Source: Personnel Statistics Division, Directorate of Statistical Services, Comptroller of the Air Force.

TABLE 114 — AIRMEN BY GRADE IN WHICH SERVING, BY COMMAND, WORLD-WIDE — 30 JUN 1962

COMMAND OF ASSIGNMENT AND FUNCTIONAL GROUP	TOTAL	AIRMAN									AVIATION CADETS AND USAFA CADETS
		Chief Master Sergeant	Senior Master Sergeant	Master Sergeant	Technical Sergeant	Staff Sergeant	Airman 1C	Airman 2C	Airman 3C	Airman Basic	
WORLD-WIDE - TOTAL (Includes USAFA Cadets)	749,117	5,118	11,275	35,195	69,629	153,214	160,838	175,830	110,913	24,173	2,932
USAFA CADETS - TOTAL	2,520	-	-	-	-	-	-	-	-	-	2,520
WORLD-WIDE - TOTAL (Excludes USAFA Cadets)	746,597	5,118	11,275	35,195	69,629	153,214	160,838	175,830	110,913	24,173	412
PERMANENT PARTY - TOTAL	682,227	5,109	11,250	34,949	69,022	150,586	159,298	170,369	77,422	4,222	-
CONTINENTAL US - TOTAL	489,142	3,710	8,263	25,958	50,139	108,492	112,006	117,458	59,780	3,336	-
Aeronautical Chart and Information Center	35	-	-	2	7	10	9	6	1	-	-
Air Defense Command	85,288	592	1,221	3,401	8,076	17,673	19,134	24,491	9,994	706	-
Air Force Accounting and Finance Center	22	2	6	11	2	1	-	-	-	-	-
Air Force Communications Service a/	12,466	160	306	707	1,635	2,843	2,935	2,757	1,089	34	-
Air Force Logistics Command	10,493	65	189	579	1,169	2,785	2,465	1,960	1,230	51	-
Air Force Systems Command	17,718	132	353	1,180	2,149	3,936	3,852	4,061	1,952	103	-
Air Training Command	52,740	409	1,035	3,463	7,461	14,411	11,375	9,475	4,736	375	-
Air University	3,282	24	53	213	587	829	773	553	239	11	-
Continental Air Command	1,730	18	70	430	449	480	211	56	15	1	-
Headquarters Command, USAF	11,596	117	275	1,206	1,802	3,136	2,725	1,633	661	41	-
Headquarters US Air Force	-	-	-	-	-	-	-	-	-	-	-
Military Air Transport Service	44,848	342	730	2,665	4,716	10,043	9,757	10,604	5,667	324	-
Office of Aerospace Research	192	2	3	26	36	68	41	16	-	-	-
Strategic Air Command	194,149	1,457	3,277	9,465	16,755	39,781	45,780	47,873	28,355	1,406	-
Tactical Air Command	48,444	331	633	2,327	4,586	10,582	10,956	12,999	5,752	278	-
USAF Academy	834	8	13	62	103	233	292	88	34	1	-
USAF Security Service	5,305	51	99	221	606	1,681	1,701	886	55	5	-
OVERSEAS - TOTAL (Includes Alaska and Hawaii)	193,085	1,399	2,987	8,991	18,883	42,094	47,292	52,911	17,642	886	-
Aeronautical Chart and Information Center	166	-	3	6	17	39	44	56	1	-	-
Air Defense Atlantic	4,343	23	65	167	378	1,067	1,326	1,108	203	6	-
Air Force Communications Service a/	17,710	147	332	737	1,889	3,915	4,153	5,171	1,298	68	-
Air Force Logistics Command	3,071	17	76	264	424	759	694	540	291	6	-
Air Force Systems Command	226	2	4	17	54	89	43	15	2	-	-
Alaskan Air Command	9,677	59	140	393	912	2,382	2,163	2,203	1,372	53	-
Caribbean Air Command	976	9	29	133	214	186	176	155	71	3	-
Headquarters Command, USAF	2,248	27	48	203	308	783	655	222	2	-	-
Military Air Transport Service	12,020	138	232	637	1,319	2,843	3,102	2,543	1,156	50	-
Pacific Air Forces	32,886	216	426	1,596	3,343	7,479	7,994	7,865	3,761	206	-
Strategic Air Command	23,786	199	412	1,085	2,296	5,144	6,146	7,178	1,237	89	-
U S Air Forces in Europe	68,135	493	1,062	3,391	6,619	14,359	16,192	18,384	7,271	364	-
USAF Security Service	17,841	69	158	362	1,110	3,049	4,604	7,471	977	41	-
PIPELINE - TOTAL	64,370	9	25	246	607	2,628	1,540	5,461	33,491	19,951	412
Aviation Students	2	-	-	-	-	2	-	-	-	-	-
Other Students	63,422	-	9	146	477	2,388	1,391	5,276	33,401	19,922	412
Patients	946	9	16	100	130	238	149	185	90	29	-

a/ Air Force Communications Service designated as a Major Air Command, 1 July 1961; originally a part of Military Air Transport Service.

Source: Statistics and Reports Division, Directorate of Data Systems and Statistics, Comptroller of the Air Force.

TABLE 115 — USAF OFFICERS BY GRADE IN WHICH SERVING, BY AGE, WORLD-WIDE, SEMIANNUALLY—FY 1962

AGE OR AGE GROUP	TOTAL	GENERALS	COLONELS	LIEUTENANT COLONELS	MAJORS	CAPTAINS	FIRST LIEUTENANTS	SECOND LIEUTENANTS	WARRANT OFFICERS
	31 DECEMBER 1961								
TOTAL. . .	132,723	427	4,705	11,547	27,866	50,077	23,434	10,945	3,722
YEARS									
20.	88	-	-	1	-	1	-	86	-
21.	846	-	-	-	-	-	24	822	-
22.	2,650	-	-	-	-	2	319	2,329	-
23.	4,608	-	-	-	-	4	1,051	3,553	-
24.	5,555	-	-	-	-	28	3,385	2,142	-
25.	5,604	-	-	-	1	197	4,473	933	-
26.	5,858	-	-	-	-	805	4,579	473	1
27.	6,506	-	-	-	4	2,359	3,812	331	-
28.	6,408	-	-	-	7	4,169	2,053	177	2
29.	6,170	-	-	-	15	4,823	1,271	51	10
30.	5,630	-	-	-	27	4,635	921	25	22
31.	5,276	-	-	1	53	4,500	688	14	20
32.	4,565	-	-	-	89	4,043	387	3	43
33.	3,660	-	-	2	185	3,261	153	2	57
34.	2,252	-	-	1	198	1,892	105	-	56
35.	2,271	-	-	2	281	1,844	85	-	59
36.	3,655	-	1	41	1,034	2,447	46	-	86
37.	4,973	-	4	159	1,960	2,682	32	1	135
38.	5,660	-	24	247	2,628	2,574	22	1	164
39.	6,233	-	65	478	3,221	2,227	10	-	232
40.	7,637	1	210	1,080	3,908	2,111	5	-	322
41.	7,420	4	412	1,382	3,548	1,679	3	-	392
42.	6,139	2	536	1,448	2,742	1,053	2	-	356
43.	5,743	7	644	1,537	2,359	789	2	1	404
44.	4,559	15	549	1,341	1,737	624	-	-	293
45.	3,460	36	475	1,105	1,192	411	-	-	241
46.	2,548	53	437	823	809	203	-	-	223
47.	1,457	39	314	450	414	88	-	-	152
48.	966	34	216	261	271	61	-	-	123
49.	852	33	170	269	227	49	1	-	103
50.	593	44	141	178	148	22	1	-	59
51.	561	35	138	178	159	18	-	-	33
52.	488	43	112	125	141	16	-	-	51
53.	390	27	103	103	114	14	-	-	29
54.	277	14	56	80	88	14	1	-	24
55.	198	15	38	52	80	7	-	-	6
56.	171	11	25	71	49	9	-	-	6
57.	103	5	13	39	39	4	-	-	3
58.	78	4	11	28	29	2	1	-	3
59.	61	2	8	32	15	2	-	-	2
60 And Older. .	60	2	3	20	18	11	2	1	3
Unknown	494	1	-	13	76	397	-	-	7

TABLE 115 – USAF OFFICERS BY GRADE IN WHICH SERVING, BY AGE, WORLD-WIDE, SEMIANNUALLY FY 1962 (CONTINUED)

AGE OR AGE GROUP	TOTAL	GENERALS	COLONELS	LIEUTENANT COLONELS	MAJORS	CAPTAINS	FIRST LIEUTENANTS	SECOND LIEUTENANTS	WARRANT OFFICERS
	30 JUNE 1962								
TOTAL . . .	134,908	433	5,110	14,890	24,085	49,761	26,150	10,854	3,625
YEARS									
20	20	-	-	2	-	3	1	12	2
21	508	-	-	-	1	-	52	455	-
22	2,372	-	-	-	-	3	472	1,897	-
23	4,455	-	-	-	-	6	1,630	2,819	-
24	5,559	-	-	-	-	57	3,617	1,884	1
25	5,638	-	-	-	-	247	4,556	835	-
26	5,709	-	-	-	-	689	4,570	450	-
27	6,240	-	-	-	1	1,892	4,071	276	-
28	6,477	-	-	-	8	3,697	2,617	155	-
29	6,380	-	-	1	23	4,944	1,370	35	7
30	5,734	-	-	-	38	4,743	920	21	12
31	5,500	-	-	-	37	4,683	742	11	27
32	4,865	-	-	-	70	4,267	493	6	29
33	4,215	-	-	-	138	3,836	191	2	48
34	2,818	-	-	2	228	2,414	112	1	61
35	2,234	-	-	2	254	1,830	97	-	51
36	2,656	-	1	14	570	1,945	56	1	69
37	4,325	-	4	120	1,505	2,545	35	1	115
38	5,420	-	14	311	2,352	2,561	26	1	155
39	5,777	-	41	857	2,458	2,227	8	-	186
40	6,752	-	145	1,514	2,913	1,902	4	-	274
41	7,322	2	324	1,934	3,033	1,684	4	-	341
42	6,774	3	571	2,100	2,545	1,172	4	-	379
43	5,605	6	665	1,838	2,041	684	1	1	369
44	5,106	11	665	1,737	1,742	589	-	-	362
45	3,836	28	605	1,249	1,283	412	-	-	259
46	2,863	52	545	975	844	225	-	-	222
47	1,823	47	413	610	506	83	-	-	164
48	1,132	40	254	330	307	56	-	-	145
49	834	37	203	249	215	28	1	1	100
50	674	33	159	212	170	30	-	3	67
51	539	35	122	182	132	16	1	-	51
52	480	33	114	150	136	11	-	1	35
53	373	39	89	105	97	11	-	-	32
54	323	24	77	88	101	6	-	-	27
55	208	12	37	69	70	6	-	-	14
56	179	12	25	64	63	5	-	-	10
57	120	7	17	48	43	3	-	-	2
58	82	4	6	34	32	3	-	-	3
59	65	2	8	28	23	2	-	-	2
60 And Older . .	46	2	2	11	14	10	2	1	4
Unknown	2,870	4	4	54	92	234	497	1,985	-

Source: Statistics and Reports Division, Directorate of Data Systems and Statistics, Comptroller of the Air Force

TABLE 116 — USAF MILITARY PERSONNEL BY TYPE, BY PERSONNEL IDENTITY, BY COMMAND, WORLD-WIDE, AT END OF QUARTER — FY 1962

(In table below "AFNC and MSC" data include Male Nurses and Male Specialists)

END OF QUARTER	TOTAL	OFFICERS			WARRANT OFFICERS		AIRMEN		AVIATION CADETS AND AVIATION STUDENTS	ACADEMY CADETS
		Male	Other WAF Female	AFNC and MSC	Male	Female	Male	Female		
	WORLD-WIDE									
September (1961) . . .	832,429	120,630	636	3,365	3,676	5	696,224	5,142	526	2,225
December	871,868	124,883	640	3,478	3,717	5	731,407	5,054	492	2,192
March (1962)	887,639	126,369	649	3,604	3,683	5	745,772	4,941	489	2,127
June	884,025	126,951	659	3,673	3,620	5	741,361	4,822	414	2,520
	CONTINENTAL US									
September (1961) . . .	627,369	98,217	466	2,438	2,717	5	516,141	4,634	526	2,225
December	655,794	101,215	471	2,528	2,698	5	541,645	4,548	492	2,192
March (1962)	668,979	102,466	475	2,662	2,642	5	553,666	4,447	489	2,127
June	664,752	102,987	485	2,722	2,547	5	548,763	4,309	414	2,520
	OVERSEAS									
September (1961) . . .	205,060	22,413	170	927	959	-	180,083	508	-	-
December	216,074	23,668	169	950	1,019	-	189,762	506	-	-
March (1962)	218,660	23,903	174	942	1,041	-	192,106	494	-	-
June	219,273	23,964	174	951	1,073	-	192,598	513	-	-
	CONTINENTAL US									
	AERONAUTICAL CHART AND INFORMATION CENTER									
September (1961) . . .	106	63	-	-	-	-	42	1	-	-
December	104	64	-	-	-	-	39	1	-	-
March (1962)	99	61	-	-	-	-	37	1	-	-
June	96	61	-	-	-	-	34	1	-	-
	AIR DEFENSE COMMAND									
September (1961) . . .	94,138	11,041	68	158	520	-	81,424	927	-	-
December	97,194	11,031	70	165	503	-	84,586	839	-	-
March (1962)	98,043	11,052	65	178	483	-	85,483	782	-	-
June	97,107	11,091	70	185	473	-	84,529	759	-	-
	AIR FORCE ACCOUNTING AND FINANCE CENTER									
September (1961) . . .	84	60	-	-	-	-	24	-	-	-
December	78	58	-	-	-	-	20	-	-	-
March (1962)	76	55	-	-	-	-	21	-	-	-
June	75	53	-	-	-	-	22	-	-	-
	AIR FORCE COMMUNICATIONS SERVICE a/									
September (1961) . . .	11,218	895	12	-	130	-	9,934	247	-	-
December	11,777	947	13	-	132	-	10,439	246	-	-
March (1962)	13,339	1,010	12	-	138	-	11,886	293	-	-
June	13,622	1,018	12	-	126	-	12,192	274	-	-

686559 O - 63 - 17

TABLE 116 — USAF MILITARY PERSONNEL BY TYPE, BY PERSONNEL IDENTITY, BY COMMAND, WORLD-WIDE, AT END OF QUARTER — FY 1962 (Continued)

END OF QUARTER	TOTAL	OFFICERS			WARRANT OFFICERS		AIRMEN		AVIATION CADETS AND AVIATION STUDENTS	ACADEMY CADETS
		Male	Other WAF Female	AFNC and MSC	Male	Female	Male	Female		
	CONTINENTAL US (Continued)									
	AIR FORCE LOGISTICS COMMAND									
September (1961) . . .	13,873	2,902	21	124	102	-	10,718	6	-	-
December	14,869	2,903	19	125	104	-	11,714	4	-	-
March (1962)	14,286	2,823	15	137	99	-	11,208	4	-	-
June	13,513	2,782	16	138	84	-	10,490	3	-	-
	AIR FORCE SYSTEMS COMMAND									
September (1961) . . .	23,589	7,484	42	97	139	-	15,675	152	-	-
December	27,075	7,898	44	317	140	-	18,457	219	-	-
March (1962)	26,426	7,892	44	332	132	-	17,808	218	-	-
June	25,938	7,723	44	324	128	1	17,498	220	-	-
	AIR TRAINING COMMAND									
September (1961) . . .	62,935	8,632	90	601	311	1	52,486	814	-	-
December	61,128	8,184	94	403	282	1	51,438	726	-	-
March (1962)	61,283	8,139	94	414	269	1	51,671	695	-	-
June	61,605	8,068	97	442	257	1	52,138	602	-	-
	AIR UNIVERSITY									
September (1961) . . .	5,343	1,866	7	84	39	-	3,223	124	-	-
December	5,462	1,841	6	90	35	-	3,376	114	-	-
March (1962)	5,255	1,807	7	93	33	-	3,208	107	-	-
June	5,430	2,018	9	87	34	-	3,186	96	-	-
	CONTINENTAL AIR COMMAND									
September (1961) . . .	3,137	977	13	1	21	1	2,124	-	-	-
December	2,836	939	12	1	18	1	1,865	-	-	-
March (1962)	2,700	881	11	1	16	1	1,790	-	-	-
June	2,626	866	12	1	16	1	1,730	-	-	-
	HEADQUARTERS COMMAND, USAF									
September (1961) . . .	15,999	4,164	17	65	158	2	11,429	164	-	-
December	16,163	4,271	16	70	158	2	11,491	155	-	-
March (1962)	16,350	4,501	19	64	158	2	11,445	161	-	-
June	16,458	4,618	19	67	157	1	11,436	160	-	-
	HEADQUARTERS USAF									
September (1961) . . .	2,778	2,729	8	6	35	-	-	-	-	-
December	2,768	2,720	8	5	35	-	-	-	-	-
March (1962)	2,725	2,679	9	5	32	-	-	-	-	-
June	2,719	2,673	10	5	31	-	-	-	-	-

TABLE 116 – USAF MILITARY PERSONNEL BY TYPE, BY PERSONNEL IDENTITY, BY COMMAND, WORLD-WIDE, AT END OF QUARTER – FY 1962 (Continued)

END OF QUARTER	TOTAL	OFFICERS			WARRANT OFFICERS		AIRMAN		AVIATION CADETS AND AVIATION STUDENTS	ACADEMY CADETS
		Male	Other WAF Female	AFNC and MSC	Male	Female	Male	Female		
	CONTINENTAL US (Continued)									
	MILITARY AIR TRANSPORT SERVICE									
September (1961) . . .	46,269	7,399	58	255	298	1	37,363	895	-	-
December	53,103	8,518	53	304	316	1	43,023	888	-	-
March (1962)	54,068	8,552	55	324	307	1	43,987	842	-	-
June	54,143	8,611	53	339	291	1	44,086	762	-	-
	OFFICE OF AEROSPACE RESEARCH									
September (1961) . . .	396	244	2	-	2	-	148	-	-	-
December	436	260	2	-	2	-	171	1	-	-
March (1962)	447	260	2	-	2	-	182	1	-	-
June	451	255	2	-	2	-	192	-	-	-
	STRATEGIC AIR COMMAND									
September (1961) . . .	217,804	32,668	78	732	677	-	183,023	626	-	-
December	227,446	33,084	84	733	667	-	192,131	747	-	-
March (1962)	233,567	33,952	85	766	677	-	197,285	802	-	-
June	229,474	33,806	88	780	651	-	193,412	737	-	-
	TACTICAL AIR COMMAND									
September (1961) . . .	43,488	6,122	22	155	217	-	36,967	5	-	-
December	56,544	7,706	20	159	239	-	48,407	13	-	-
March (1962)	56,509	7,654	23	165	227	-	48,426	14	-	-
June	56,582	7,714	29	172	223	-	48,428	16	-	-
	US AIR FORCE ACADEMY									
September (1961) . . .	1,419	587	1	21	11	-	799	-	-	-
December	1,446	588	1	21	11	-	825	-	-	-
March (1962)	1,461	596	2	23	10	-	830	-	-	-
June	1,496	629	1	22	10	-	834	-	-	-
	US AIR FORCE SECURITY SERVICE									
September (1961) . . .	5,796	699	8	-	37	-	5,052	-	-	-
December	5,963	705	7	-	37	-	5,214	-	-	-
March (1962)	6,194	695	6	-	36	-	5,457	-	-	-
June	6,002	653	5	-	39	-	5,304	1	-	-
	US AIR FORCE PATIENTS (PIPELINE)									
September (1961) . . .	1,165	154	3	7	12	-	977	12	-	-
December	1,099	110	6	5	10	-	963	5	-	-
March (1962)	1,019	124	6	11	11	-	861	6	-	-
June	1,073	126	2	15	10	-	914	6	-	-

TABLE 116 — USAF MILITARY PERSONNEL BY TYPE, BY PERSONNEL IDENTITY, BY COMMAND, WORLD-WIDE, AT END OF QUARTER — FY 1962 (Continued)

END OF QUARTER	TOTAL	OFFICERS			WARRANT OFFICERS		AIRMEN		AVIATION CADETS AND AVIATION STUDENTS	ACADEMY CADETS
		Male	Other WAF Female	AFNC and MSC	Male	Female	Male	Female		
	CONTINENTAL US (Continued)									
	US AIR FORCE STUDENTS (PIPELINE) AND ACADEMY CADETS									
September (1961) . . .	77,832	9,531	16	132	8	-	64,733	661	526	2,225
December	70,303	9,388	16	130	9	-	57,486	590	492	2,192
March (1962)	75,132	9,733	20	149	12	-	62,081	521	489	2,127
June	76,342	10,222	16	145	15	-	62,338	672	414	2,520
	OVERSEAS									
	AERONAUTICAL CHART AND INFORMATION CENTER									
September (1961) . . .	166	17	-	-	-	-	149	-	-	-
December	165	16	-	-	-	-	149	-	-	-
March (1962)	174	16	-	-	-	-	158	-	-	-
June	183	17	-	-	-	-	166	-	-	-
	AIR DEFENSE ATLANTIC									
September (1961) . . .	5,569	416	-	10	16	-	5,127	-	-	-
December	5,258	387	-	8	21	-	4,842	-	-	-
March (1962)	4,859	379	-	8	20	-	4,452	-	-	-
June	4,780	406	-	6	25	-	4,343	-	-	-
	AIR FORCE COMMUNICATIONS SERVICE a/									
September (1961) . . .	17,142	890	11	-	103	-	16,093	45	-	-
December	17,686	892	10	-	96	-	16,646	42	-	-
March (1962)	18,246	955	16	-	95	-	17,141	39	-	-
June	18,827	996	15	-	106	-	17,669	41	-	-
	AIR FORCE LOGISTICS COMMAND									
September (1961) . . .	3,564	420	2	-	49	-	3,092	1	-	-
December	3,353	409	2	-	42	-	2,899	1	-	-
March (1962)	3,642	419	2	-	42	-	3,178	1	-	-
June	3,488	375	2	-	40	-	3,069	2	-	-
	AIR FORCE SYSTEMS COMMAND									
September (1961) . . .	248	73	-	-	-	-	175	-	-	-
December	303	87	-	-	-	-	216	-	-	-
March (1962)	296	89	-	-	-	-	207	-	-	-
June	310	84	-	-	-	-	226	-	-	-
	ALASKAN AIR COMMAND									
September (1961) . . .	10,599	1,010	-	72	53	-	9,464	-	-	-
December	10,791	997	-	71	58	-	9,665	-	-	-
March (1962)	10,602	976	-	71	56	-	9,499	-	-	-
June	10,776	976	-	68	55	-	9,676	1	-	-

TABLE 116 — USAF MILITARY PERSONNEL BY TYPE, BY PERSONNEL IDENTITY, BY COMMAND, WORLD-WIDE, AT END OF QUARTER — FY 1962 (Continued)

END OF QUARTER	TOTAL	OFFICERS			WARRANT OFFICERS		AIRMEN		AVIATION CADETS AND AVIATION STUDENTS	ACADEMY CADETS
		Male	Other WAF Female	AFNC and MSC	Male	Female	Male	Female		
	OVERSEAS (Continued)									
	CARIBBEAN AIR COMMAND									
September (1961) . . .	1,155	224	1	-	9	-	921	-	-	-
December	1,196	218	-	-	10	-	968	-	-	-
March (1962)	1,213	225	-	-	9	-	979	-	-	-
June	1,216	231	-	-	9	-	976	-	-	-
	HEADQUARTERS COMMAND, USAF									
September (1961) . . .	2,973	847	2	-	34	-	2,068	22	-	-
December	2,997	857	2	-	33	-	2,086	19	-	-
March (1962)	3,054	881	1	-	31	-	2,122	19	-	-
June	3,212	930	1	-	33	-	2,228	20	-	-
	MILITARY AIR TRANSPORT SERVICE									
September (1961) . . .	14,465	2,145	17	59	108	-	12,110	26	-	-
December	14,301	2,224	16	55	107	-	11,872	27	-	-
March (1962)	14,622	2,275	16	50	117	-	12,136	28	-	-
June	14,497	2,282	16	54	125	-	11,989	31	-	-
	PACIFIC AIR FORCES									
September (1961) . . .	38,621	5,197	34	224	178	-	32,921	67	-	-
December	38,179	5,173	35	233	183	-	32,482	73	-	-
March (1962)	38,454	5,225	34	231	195	-	32,700	69	-	-
June	38,563	5,212	34	233	198	-	32,805	81	-	-
	STRATEGIC AIR COMMAND									
September (1961) . . .	25,581	2,652	16	133	100	-	22,635	45	-	-
December	26,082	2,604	15	139	97	-	23,185	42	-	-
March (1962)	26,327	2,618	14	138	92	-	23,428	37	-	-
June	26,735	2,700	15	131	103	-	23,748	38	-	-
	US AIR FORCE, EUROPE									
September (1961) . . .	67,580	7,762	81	429	265	-	58,742	301	-	-
December	77,795	9,038	84	444	328	-	67,600	301	-	-
March (1962)	78,871	9,076	87	444	339	-	68,625	300	-	-
June	77,986	8,970	87	459	335	-	67,836	299	-	-
	US AIR FORCE SECURITY SERVICE									
September (1961) . . .	17,361	759	4	-	44	-	16,553	1	-	-
December	17,953	763	4	-	44	-	17,141	1	-	-
March (1962)	18,272	768	4	-	45	-	17,455	-	-	-
June	18,673	784	4	-	44	-	17,841	-	-	-

TABLE 116 – USAF MILITARY PERSONNEL BY TYPE, BY PERSONNEL IDENTITY, BY COMMAND, WORLD-WIDE, AT END OF QUARTER – FY 1962 (CONTINUED)

END OF QUARTER	TOTAL	OFFICERS			WARRANT OFFICERS		AIRMEN		AVIATION CADETS AND AVIATION STUDENTS	ACADEMY CADETS
		Male	Other WAF Female	AFNC and MSC	Male	Female	Male	Female		
	OVERSEAS (Continued)									
	US AIR FORCE PATIENTS (PIPELINE)									
September (1961) . . .	36	1	2	-	-	-	33	-	-	-
December	15	3	1	-	-	-	11	-	-	-
March (1962)	28	1	-	-	-	-	27	-	-	-
June	27	1	-	-	-	-	26	-	-	-
	US AIR FORCE STUDENTS (PIPELINE)									
September (1961) . . .	-	-	-	-	-	-	-	-	-	-
December	-	-	-	-	-	-	-	-	-	-
March (1962)	-	-	-	-	-	-	-	-	-	-
June	-	-	-	-	-	-	-	-	-	-

a/ Air Force Communications Service designated as a major air command, 1 July 1961; originally a part of Military Air Transport Service.

Source: Statistics and Reports Division, Directorate of Data Systems and Statistics, Comptroller of the Air Force.

TABLE 117 – USAF PERSONNEL IN PIPELINE STATUS, AT END OF QUARTER – FY 1962

(Table below is a revision of Table 119, FY 1961 USAF Statistical Digest. See changes in captions.)

END OF QUARTER	TOTAL		STUDENTS												PATIENTS	
			TOTAL		OCS/OTS a/		TECHNICAL TRAINING b/		FLYING TRAINING		BASIC TRAINING		CUBAN VOLUNTEERS			
	Officer	Airman	Officer	Airman	Officer	Airman	Officer	Airman	Officer	Airman	Officer	Airman	Officer	Airman	Officer	Airman
30 SEP (1961)	9,866	66,942	9,687	65,920	616	2,376	5,565	40,440	3,506	569	-	22,535	-	-	179	1,022
31 DEC	9,678	59,547	9,543	58,568	700	3,253	5,435	40,700	3,408	1,650	-	12,929	-	36	135	979
31 MAR (1962)	10,067	63,985	9,914	63,091	905	3,398	5,462	42,688	3,547	525	-	16,459	-	21	153	894
30 JUN	10,552	64,370	10,398	63,424	654	609	5,847	45,062	3,897	432	-	17,308	-	13	154	946

a/ 30 September 1961, 31 December 1961, and 31 March 1962 data include Officers Candidate School (OCS) and Officers Training School (OTS) trainees, OCS and OTS graduates assigned for further training (applicable to Air Training Command (ATC) only), and other formal technical training students at commands other than ATC and Air University (AU). 30 June 1962 data include only OCS and OTS trainees and graduates.

b/ 30 September 1961, 31 December 1961, and 31 March 1962 data include pipeline students in formal technical training courses with units of ATC and AU. 30 June 1962 data include pipeline students assigned to a unit of any command which conducts formal technical or professional training for the Air Force, as authorized in AFM 50-5, dated 2 July 1962.

Source: Statistics and Reports Division, Directorate of Data Systems and Statistics, Comptroller of the Air Force.

TABLE 118 — USAF MILITARY PERSONNEL BY GRADE IN WHICH SERVING, BY COMPONENT, WORLD-WIDE, AT END OF QUARTER — FY 1962

GRADE IN WHICH SERVING	TOTAL	REGULAR AIR FORCE	AIR FORCE RESERVE		AIR NATIONAL GUARD		US AIR FORCE
			Buildup a/	Other	Buildup b/	Other	
	30 SEPTEMBER 1961						
WORLD-WIDE - TOTAL (Incl USAFA Cadets)	832,429	756,126		73,647		233	2,423
USAFA CADETS - TOTAL	2,225	-		-		-	2,225
WORLD-WIDE - TOTAL (Excl USAFA Cadets)	830,204	756,126		73,647		233	198
Commissioned and Warrant Officer - Total	128,312	54,830	N	73,109	N	202	171
Commissioned Officer - Total	124,631	52,131	O	72,287	O	200	13
General Officer - Total	429	419		7		3	-
General	12	12	T	-	T	-	-
Lieutenant General	25	25		-		-	-
Major General	166	161		4		1	-
Brigadier General	226	221		3		2	-
Colonel	4,716	4,428	A	272	A	16	-
Lieutenant Colonel	11,376	8,962		2,379		30	5
Major	26,921	12,406	P	14,457	P	55	3
Captain	42,005	16,674		25,240		86	5
First Lieutenant	28,467	8,190	P	20,271	P	6	-
Second Lieutenant	10,717	1,052		9,661		4	-
			L		L		
Warrant Officer - Total	3,681	2,699		822		2	158
Chief Warrant Officer, W-4	373	342	I	29	I	-	2
Chief Warrant Officer, W-3	1,227	953		236		-	38
Chief Warrant Officer, W-2	2,081	1,404	C	557	C	2	118
Warrant Officer, W-1	-	-		-		-	-
			A		A		
Airman and Aviation Cadet - Total	701,892	701,296	B	538	B	31	27
Chief Master Sergeant	3,283	3,280		3		-	-
Senior Master Sergeant	9,021	9,014	L	6	L	1	-
Master Sergeant	36,121	36,087		32		2	-
Technical Sergeant	68,306	68,257	E	43	E	4	2
Staff Sergeant	145,108	144,978		120		8	2
Airman 1st Class	136,071	135,946		111		14	-
Airman 2nd Class	153,350	153,266		74		2	8
Airman 3rd Class	121,731	121,578		142		-	11
Airman Basic	28,375	28,364		7		-	4
Aviation Cadet	526	526		-		-	-
	31 DECEMBER 1961						
WORLD-WIDE - TOTAL (Incl USAFA Cadets)	871,868	768,221	5,034	74,317	21,509	354	2,433
USAFA CADETS - TOTAL	2,192	-	-	-	-	-	2,192
WORLD-WIDE - TOTAL (Excl USAFA Cadets)	869,676	768,221	5,034	74,317	21,509	354	241
Commissioned and Warrant Officer - Total	132,723	54,944	593	73,948	2,847	217	174
Commissioned Officer - Total	129,001	52,265	593	73,155	2,756	215	17
General Officer - Total	427	412	-	7	5	3	-
General	13	13	-	-	-	-	-
Lieutenant General	30	30	-	-	-	-	-
Major General	154	149	-	4	-	1	-
Brigadier General	230	220	-	3	5	2	-

TABLE 118 — USAF MILITARY PERSONNEL BY GRADE IN WHICH SERVING, BY COMPONENT, WORLD-WIDE, AT END OF QUARTER — FY 1962 (CONTINUED)

GRADE IN WHICH SERVING	TOTAL	REGULAR AIR FORCE	AIR FORCE RESERVE		AIR NATIONAL GUARD		US AIR FORCE
			Buildup a/	Other	Buildup b/	Other	
	31 DECEMBER 1961 (Continued)						
Commissioned and Warrant Officer (Continued)							
Commissioned Officer (Continued)							
Colonel	4,705	4,406	8	245	29	17	-
Lieutenant Colonel	11,547	8,939	18	2,386	166	33	5
Major	27,866	12,533	72	14,683	515	60	3
Captain	50,077	18,892	307	29,553	1,226	92	7
First Lieutenant	23,434	6,244	179	16,398	604	7	2
Second Lieutenant	10,945	839	9	9,883	211	3	-
Warrant Officer - Total	3,722	2,679	-	793	91	2	157
Chief Warrant Officer, W-4	558	477	-	77	-	-	4
Chief Warrant Officer, W-3	1,478	1,124	-	298	7	-	49
Chief Warrant Officer, W-2	1,673	1,078	-	418	71	2	104
Warrant Officer, W-1	13	-	-	-	13	-	-
Airman and Aviation Cadet - Total	736,953	713,277	4,441	369	18,662	137	67
Chief Master Sergeant	3,382	3,253	13	3	112	-	1
Senior Master Sergeant	9,216	8,879	26	2	305	4	-
Master Sergeant	38,884	37,398	256	21	1,200	9	-
Technical Sergeant	70,126	68,425	290	30	1,366	14	1
Staff Sergeant	149,822	145,063	964	93	3,670	32	-
Airman 1st Class	148,579	144,504	903	83	3,053	32	4
Airman 2nd Class	168,881	160,769	1,424	19	6,632	25	12
Airman 3rd Class	126,813	123,942	527	117	2,197	10	20
Airman Basic	20,759	20,563	38	1	127	1	29
Aviation Cadet	491	481	-	-	-	10	-
	31 MARCH 1962						
WORLD-WIDE - TOTAL (Incl USAFA Cadets)	887,639	782,851	4,916	76,111	21,049	330	2,382
USAFA CADETS - TOTAL	2,127	-	-	-	-	-	2,127
WORLD-WIDE - TOTAL (Excl USAFA Cadets)	885,512	782,851	4,916	76,111	21,049	330	255
Commissioned and Warrant Officer - Total	134,310	55,001	622	75,553	2,737	221	176
Commissioned Officer - Total	130,622	52,346	622	74,769	2,647	220	18
General Officer - Total	433	418	-	7	5	3	-
General	12	12	-	-	-	-	-
Lieutenant General	30	30	-	-	-	-	-
Major General	168	163	-	4	-	1	-
Brigadier General	223	213	-	3	5	2	-
Colonel	5,125	4,829	8	245	26	17	-
Lieutenant Colonel	14,248	10,402	18	3,628	162	32	6
Major	25,269	10,811	76	13,823	487	67	5
Captain	49,665	19,151	324	28,910	1,184	90	6
First Lieutenant	25,634	6,075	190	18,769	590	9	1
Second Lieutenant	10,248	660	6	9,387	193	2	-
Warrant Officer - Total	3,688	2,655	-	784	90	1	158
Chief Warrant Officer, W-4	561	505	-	52	-	-	4
Chief Warrant Officer, W-3	1,487	1,163	-	261	7	-	56
Chief Warrant Officer, W-2	1,636	987	-	471	79	1	98
Warrant Officer, W-1	4	-	-	-	4	-	-

TABLE 118 – USAF MILITARY PERSONNEL BY GRADE IN WHICH SERVING, BY COMPONENT, WORLD-WIDE, AT END OF QUARTER – FY 1962 (CONTINUED)

GRADE IN WHICH SERVING	TOTAL	REGULAR AIR FORCE	AIR FORCE RESERVE		AIR NATIONAL GUARD		US AIR FORCE
			Buildup a/	Other	Buildup b/	Other	
	31 MARCH 1962 (Continued)						
Airman and Aviation Cadet - Total	751,202	727,850	4,294	558	18,312	109	79
Chief Master Sergeant	5,124	5,000	13	3	107	-	1
Senior Master Sergeant	11,367	11,044	24	4	293	2	-
Master Sergeant	34,106	32,653	244	23	1,178	7	1
Technical Sergeant	69,614	67,944	276	38	1,345	10	1
Staff Sergeant	153,194	148,363	973	125	3,711	20	2
Airman 1st Class	157,732	153,669	851	142	3,036	28	6
Airman 2nd Class	175,008	166,928	1,398	105	6,537	31	9
Airman 3rd Class	119,525	116,755	505	116	2,087	11	51
Airman Basic	25,045	25,007	10	2	18	-	8
Aviation Cadet	487	487	-	-	-	-	-
	30 JUNE 1962						
WORLD-WIDE - TOTAL (Incl USAFA Cadets)	884,025	782,711	5,058	72,469	20,637	391	2,759
USAFA CADETS - TOTAL	2,520	-	-	-	-	-	2,520
WORLD-WIDE - TOTAL (Excl USAFA Cadets)	881,505	782,711	5,058	72,469	20,637	391	239
Commissioned and Warrant Officer - Total	134,908	58,902	637	72,272	2,673	244	180
Commissioned Officer - Total	131,283	56,280	637	71,514	2,585	243	24
General Officer - Total	433	418	-	7	5	3	-
General	11	11	-	-	-	-	-
Lieutenant General	32	32	-	-	-	-	-
Major General	174	169	-	4	1	-	-
Brigadier General	216	206	-	3	4	3	-
Colonel	5,110	4,825	9	233	27	16	-
Lieutenant Colonel	14,890	10,658	18	4,016	159	31	8
Major	24,085	10,371	78	13,077	480	72	7
Captain	49,761	19,894	333	28,277	1,156	92	9
First Lieutenant	26,150	8,936	195	16,412	579	28	-
Second Lieutenant	10,854	1,178	4	9,492	179	1	-
Warrant Officer - Total	3,625	2,622	-	758	88	1	156
Chief Warrant Officer, W-4	555	500	-	50	-	-	5
Chief Warrant Officer, W-3	1,460	1,156	-	245	7	-	52
Chief Warrant Officer, W-2	1,606	966	-	463	77	1	99
Warrant Officer, W-1	4	-	-	-	4	-	-
Airman and Aviation Cadet - Total	746,597	723,809	4,421	197	17,964	147	c/ 59
Chief Master Sergeant	5,118	4,993	13	3	108	-	1
Senior Master Sergeant	11,275	10,953	25	2	293	2	-
Master Sergeant	35,195	33,755	242	20	1,167	10	1
Technical Sergeant	69,629	67,982	277	16	1,319	35	-
Staff Sergeant	153,214	148,526	1,003	55	3,590	39	1
Airman 1st Class	160,838	156,882	892	70	2,963	31	-
Airman 2nd Class	175,830	167,537	1,494	24	6,742	25	8
Airman 3rd Class	110,913	108,629	464	7	1,768	5	40
Airman Basic	24,173	24,140	11	-	14	-	8
Aviation Cadet	412	412	-	-	-	-	-

a/ Air Force Reserve personnel involuntarily ordered to active duty individually and as a unit under the Presidental Supplemental Buildup Program.
b/ Air National Guard personnel involuntarily ordered to active duty as a unit under the Presidental Supplemental Buildup Program.
c/ Includes 35 Cuban Volunteers.
Source: Statistics and Reports Division, Directorate of Data Systems and Statistics, Comptroller of the Air Force.

TABLE 119 – USAF REGULAR COMMISSIONED OFFICERS BY GRADE IN WHICH SERVING, BY CONTROL BRANCH, WORLD-WIDE, AT END OF QUARTER – FY 1962

CONTROL BRANCH BY DATE	TOTAL	GENERAL	COLONELS	LIEUTENANT COLONELS	MAJORS	CAP-TAINS	FIRST LIEUTENANTS	SECOND LIEUTENANTS
30 SEPTEMBER (1961) - TOTAL	52,131	419	4,428	8,962	12,406	16,674	8,190	1,052
Nurse Corps	587	-	5	70	208	211	93	-
Chaplain Corps	423	2	27	83	90	203	18	-
Dental Corps	497	1	55	120	125	196	-	-
Medical Corps	1,152	16	188	179	187	581	1	-
Medical Service Corps	714	-	47	134	145	253	131	4
Veterinary Corps	115	-	15	28	34	38	-	-
Medical Specialists Corps	38	-	1	5	14	13	5	-
Women in the Air Force	202	-	1	43	55	78	24	1
Other Air Force Male	48,403	400	4,089	8,300	11,548	15,101	7,918	1,047
31 DECEMBER (1961) - TOTAL	52,265	412	4,406	8,939	12,533	18,892	6,244	839
Nurse Corps	590	-	5	71	200	255	58	1
Chaplain Corps	428	2	27	82	96	212	9	-
Dental Corps	495	1	53	126	121	194	-	-
Medical Corps	1,156	16	187	178	185	590	-	-
Medical Service Corps	713	-	46	134	146	280	105	2
Veterinary Corps	114	-	15	28	34	37	-	-
Medical Specialists Corps	36	-	1	4	14	14	3	-
Women in the Air Force	202	-	1	43	55	81	22	-
Other Air Force Male	48,531	393	4,071	8,273	11,682	17,229	6,047	836
31 MARCH (1962) - TOTAL	52,346	418	4,829	10,402	10,811	19,151	6,075	660
Nurse Corps	586	-	5	82	185	256	57	1
Chaplain Corps	427	2	32	85	94	208	6	-
Dental Corps	495	1	58	132	111	193	-	-
Medical Corps	1,151	13	193	185	175	585	-	-
Medical Service Corps	711	-	48	144	133	280	105	1
Veterinary Corps	114	-	15	30	32	37	-	-
Medical Specialists Corps	36	-	1	5	13	14	3	-
Women in the Air Force	198	-	1	49	45	83	20	-
Other Air Force Male	48,628	402	4,476	9,690	10,023	17,495	5,884	658
30 JUNE (1962) - TOTAL	56,280	418	4,825	10,658	10,371	19,894	8,936	1,178
Nurse Corps	603	-	5	87	171	274	66	-
Chaplain Corps	477	2	30	89	91	251	14	-
Dental Corps	504	1	60	137	105	201	-	-
Medical Corps	1,155	14	193	194	158	596	-	-
Medical Service Corps	749	-	50	146	128	281	140	4
Veterinary Corps	122	-	14	31	32	44	1	-
Medical Specialists Corps	36	-	1	5	14	13	3	-
Women in the Air Force	230	-	1	52	42	89	46	-
Other Air Force Male	52,404	401	4,471	9,917	9,630	18,145	8,666	1,174

Source: Statistics and Reports Division, Directorate of Data Systems and Statistics, Comptroller of the Air Force.

TABLE 120 — USAF FEMALE PERSONNEL BY TYPE, BY GRADE IN WHICH SERVING, WORLD-WIDE — 30 JUN 1962

TYPE OF PERSONNEL BY GRADE	TOTAL	WOMEN IN THE AIR FORCE	AIR FORCE NURSE CORPS	MEDICAL SPECIALISTS
TOTAL	8,776	5,486	3,128	162
Officer and Warrant Officer - Total . .	3,954	664	3,128	162
Officer - Total . .	3,949	659	3,128	162
Colonel	7	1	5	1
Lieutenant Colonel .	156	56	93	7
Major	484	76	382	26
Captain	1,148	259	840	49
First Lieutenant . .	1,626	198	1,375	53
Second Lieutenant .	528	69	433	26
Warrant Officer - Total	5	5	-	-
WO, W-4	3	3	-	-
WO, W-3	2	2	-	-
WO, W-2	-	-	-	-
WO, W-1	-	-	-	-
Airman - Total	4,822	4,822	-	-
Chief Master Sgt . . .	7	7	-	-
Senior Master Sergeant	24	24	-	-
Master Sergeant . . .	186	186	-	-
Technical Sergeant . .	266	266	-	-
Staff Sergeant . . .	557	557	-	-
Airman 1st Class . . .	755	755	-	-
Airman 2nd Class . . .	1,415	1,415	-	-
Airman 3rd Class . . .	1,305	1,305	-	-
Airman Basic	307	307	-	-

Source: Statistics and Reports Division, Directorate of Data Systems and Statistics, Comptroller of the Air Force

TABLE 121 — USAF OFFICERS BY AERONAUTICAL RATING, BY FLYING STATUS, BY GRADE IN WHICH SERVING, WORLD-WIDE, AT END OF QUARTER — FY 1962

AERONAUTICAL RATING AND GRADE	30 September 1961		31 December 1961		31 March 1962		30 June 1962	
	On Flying Status	Not On Flying Status	On Flying Status	Not on Flying Status	On Flying Status	Not On Flying Status	On Flying Status	Not On Flying Status
PILOT - TOTAL	52,075	5,218	53,121	5,467	52,837	5,688	52,924	5,724
General	345	11	350	11	353	13	352	12
Colonel	2,915	159	2,927	167	3,146	198	3,145	204
Lieutenant Colonel	5,375	637	5,431	662	6,922	858	7,536	940
Major	12,954	2,217	13,290	2,335	11,745	2,311	11,004	2,285
Captain	18,431	1,983	22,131	2,108	22,046	2,100	22,088	2,093
First Lieutenant	10,607	154	7,951	127	8,018	150	8,139	146
Second Lieutenant	1,448	14	1,041	17	607	15	660	4
Warrant Officer	-	43	-	40	-	43	-	40
NAVIGATOR/OBSERVER - TOTAL	19,123	3,211	19,585	3,331	19,656	3,404	19,673	3,427
General	-	1	-	1	-	1	-	1
Colonel	97	89	96	84	129	104	135	106
Lieutenant Colonel	878	369	902	368	1,164	464	1,266	496
Major	3,139	1,180	3,277	1,225	3,051	1,193	2,894	1,180
Captain	6,564	1,242	7,998	1,316	8,034	1,269	8,003	1,271
First Lieutenant	5,699	209	4,646	224	4,931	279	5,268	311
Second Lieutenant	2,746	105	2,666	95	2,347	79	2,107	47
Warrant Officer	-	16	-	18	-	15	-	15
FLIGHT SURGEON - TOTAL	606	123	611	133	603	136	588	142
General	15	-	14	-	11	-	14	-
Colonel	187	12	188	16	193	14	188	16
Lieutenant Colonel	139	17	143	18	143	23	151	20
Major	74	22	86	23	81	16	69	15
Captain	188	72	177	76	174	83	165	91
First Lieutenant	2	-	1	-	-	-	1	-
Second Lieutenant	1	-	2	-	1	-	-	-
Warrant Officer	-	-	-	-	-	-	-	-
NON-RATED - TOTAL	2,011	45,945	2,475	48,000	2,668	49,318	2,652	49,778
General	-	57	-	51	-	55	-	54
Colonel	10	1,247	11	1,216	6	1,335	5	1,311
Lieutenant Colonel	26	3,935	28	3,995	35	4,639	40	4,441
Major	62	7,273	81	7,549	68	6,804	74	6,564
Captain	355	13,170	451	15,820	503	15,456	523	15,527
First Lieutenant	256	11,540	269	10,216	317	11,939	295	11,990
Second Lieutenant	1,285	5,118	1,620	5,504	1,724	5,475	1,696	6,340
Warrant Officer	17	3,605	15	3,649	15	3,615	19	3,551

Source: Statistics and Reports Division, Directorate of Data Systems and Statistics, Comptroller of the Air Force

TABLE 122 — USAF OFFICERS BY AERONAUTICAL STATUS, WORLD-WIDE, AT END OF QUARTER — FY 1962

RATING AND DESIGNATION	30 September 1961		31 December 1961		31 March 1962		30 June 1962	
	On Flying Status	Not On Flying Status	On Flying Status	Not On Flying Status	On Flying Status	Not On Flying Status	On Flying Status	Not On Flying Status
TOTAL a/	73,815	54,497	75,792	56,931	75,764	58,546	75,837	59,071
RATED - TOTAL	71,804	8,552	73,317	8,931	73,096	9,228	73,185	9,293
Pilot - Total	52,075	5,218	53,121	5,467	52,837	5,688	52,924	5,724
Command	23,541	708	23,756	777	23,740	874	23,690	903
Senior	10,127	1,369	10,784	1,389	11,145	1,471	11,628	1,481
Pilot	18,407	3,141	18,581	3,301	17,952	3,343	17,606	3,340
Navigator - Total	18,182	1,424	18,618	1,488	18,690	1,581	18,755	1,610
Master	4,379	109	4,448	115	4,527	126	4,519	159
Senior	2,814	283	3,087	288	3,289	300	3,608	295
Navigator	10,989	1,032	11,083	1,085	10,874	1,155	10,628	1,156
Aircraft Observer - Total	941	1,787	967	1,843	966	1,823	918	1,817
Master	100	5	115	6	125	8	129	7
Senior	410	115	444	119	457	114	462	113
Aircraft Observer	431	1,667	408	1,718	384	1,701	327	1,697
Flight Surgeon - Total	606	123	611	133	603	136	588	142
Chief	91	3	93	3	88	3	94	4
Senior	156	11	159	10	161	10	160	10
Flight Surgeon	359	109	359	120	354	123	334	128
NON-RATED - TOTAL	2,011	45,945	2,475	48,000	2,668	49,318	2,652	49,778
Aeronautical Designation - Total	395	786	481	786	518	811	527	840
Flight Medical Officer	212	51	271	65	306	63	325	69
Flight Nurse	183	735	210	721	212	748	202	771
Other - Total	1,616	45,159	1,994	47,214	2,150	48,507	2,125	48,938

a/ Includes Warrant Officers

Source: Statistics and Reports Division, Directorate of Data Systems and Statistics, Comptroller of the Air Force

[redacted]

TABLE 123 — USAF OFFICERS BY AERONAUTICAL RATING, BY FLYING STATUS, BY COMMAND, WORLD-WIDE, SEMIANNUALLY — 31 DEC 1961 AND 30 JUN 1962.

(Data for the States of Alaska and Hawaii are included in Alaskan Air Command and Pacific Air Forces respectively.)

COMMAND AND FUNCTIONAL GROUP	TOTAL		PILOTS		NAVIGATORS AND OBSERVERS		OTHER	
	On Flying Status	Not On Flying Status	On Flying Status	Not On Flying Status	On Flying Status	Not On Flying Status	On Flying Status	Not On Flying Status
	31 DECEMBER 1961							
TOTAL	75,792	56,931	53,121	5,467	19,585	3,331	3,086	48,133
PERMANENT PARTY - TOTAL	69,641	53,404	50,606	5,245	17,706	3,164	1,329	44,995
CONTINENTAL US - TOTAL	57,427	40,232	40,757	3,972	15,718	2,405	952	33,855
Aeronautical Chart And Information Center	26	38	22	2	4	3	-	33
Air Defense Command	6,448	5,737	5,109	535	1,294	288	45	4,914
Air Force Accounting And Finance Center	14	44	13	2	1	6	-	36
Air Force Communications Service a/	455	637	407	87	47	19	1	531
Air Force Logistics Command	1,181	1,970	967	157	168	88	46	1,725
Air Force Systems Command	3,803	4,596	3,046	397	587	246	170	3,953
Air Training Command	4,840	4,124	3,718	379	1,039	222	83	3,523
Air University	1,038	934	956	105	73	68	9	761
Continental Air Command	468	503	402	68	62	46	4	389
Headquarters Command, USAF	1,680	2,837	1,495	253	144	170	41	2,414
Headquarters US Air Force	1,541	1,227	1,349	159	150	74	42	994
Military Air Transport Service	5,674	3,518	3,954	324	1,538	148	182	3,046
Office Of Aerospace Research	85	179	64	7	20	10	1	162
Strategic Air Command	24,672	9,896	14,680	1,048	9,793	820	199	8,028
Tactical Air Command	5,075	3,049	4,242	369	710	148	123	2,532
USAF Academy	280	341	218	31	58	20	4	290
USAF Security Service	147	602	115	49	30	29	2	524
OVERSEA - TOTAL	12,214	13,172	9,849	1,273	1,988	759	377	11,140
Aeronautical Chart And Information Center	8	8	3	1	5	1	-	6
Air Force Communications Service	364	634	331	69	33	25	-	540
Air Force Logistics Command	137	316	119	27	16	24	2	265
Air Force Systems Command	67	20	49	3	18	1	-	16
Alaskan Air Command	454	672	395	68	36	41	23	563
Caribbean Air Command	129	99	122	9	3	6	4	84
Headquarters Command, USAF	398	494	355	50	39	36	4	408
Military Air Transport Service	1,494	908	1,074	76	366	45	54	787
Pacific Air Forces	2,869	2,755	2,366	299	413	153	90	2,303
Strategic Air Command	1,307	1,548	958	196	313	102	36	1,250
US Air Forces, Europe	4,836	5,058	3,951	431	721	285	164	4,342
USAF Security Service	151	660	126	44	25	40	-	576
PIPELINE - TOTAL	6,151	3,527	2,515	222	1,879	167	1,757	3,138
	30 JUNE 1962							
TOTAL	75,837	59,071	52,924	5,724	19,673	3,427	3,240	49,920
PERMANENT PARTY - TOTAL	69,965	54,391	50,591	5,474	17,960	3,259	1,414	45,658
CONTINENTAL US - TOTAL	57,521	41,111	40,573	4,164	15,920	2,503	1,028	34,444
Aeronautical Chart And Information Center	23	38	20	2	3	3	-	33

[redacted]

Downgraded at 3-Year Intervals:
Declassified After 12 Years
DOD Dir 5200.10

TABLE 123 – USAF OFFICERS BY AERONAUTICAL RATING, BY FLYING STATUS, BY COMMAND, WORLD-WIDE, SEMIANNUALLY – 31 DEC 1961 AND 30 JUN 1962 (CONTINUED)

COMMAND AND FUNCTIONAL GROUP	TOTAL		PILOTS		NAVIGATORS AND OBSERVERS		OTHER	
	On Flying Status	Not On Flying Status	On Flying Status	Not On Flying Status	On Flying Status	Not On Flying Status	On Flying Status	Not On Flying Status
CONTINENTAL US (Continued)								
Air Defense Command	6,253	6,003	4,829	655	1,354	337	70	5,011
Air Force Accounting And Finance Center	12	41	11	-	1	6	-	35
Air Force Communications Service a/	428	728	373	92	55	30	-	606
Air Force Logistics Command	1,085	1,935	878	156	155	82	52	1,697
Air Force Systems Command	3,721	4,499	2,950	401	580	245	191	3,853
Air Training Command	4,620	4,245	3,669	398	865	220	86	3,627
Air University	1,137	1,011	1,022	123	104	80	11	808
Continental Air Command	445	451	384	57	57	40	4	354
Headquarters Command, USAF	1,891	2,971	1,674	290	171	178	46	2,503
Headquarters US Air Force	1,544	1,175	1,349	160	153	73	42	942
Military Air Transport Service	5,704	3,587	3,984	322	1,539	164	181	3,101
Office of Aerospace Research	92	167	68	7	22	8	2	152
Strategic Air Command	24,999	10,326	14,742	1,083	10,051	817	206	8,426
Tactical Air Command	5,118	3,020	4,270	341	721	161	127	2,518
USAF Academy	310	352	243	34	59	26	8	292
USAF Security Service	139	562	107	43	30	33	2	486
OVERSEA - TOTAL	12,444	13,280	10,018	1,310	2,040	756	386	11,214
Aeronautical Chart And Information Center	8	9	3	1	5	1	-	7
Air Force Communications Service	402	715	355	73	46	30	1	612
Air Force Logistics Command	136	281	119	25	16	20	1	236
Air Force Systems Command	65	19	47	3	18	1	-	15
Alaskan Air Command	442	657	380	70	42	51	20	536
Caribbean Air Command	137	103	129	10	4	4	4	89
Headquarters Command, USAF	434	530	386	57	42	35	6	438
Military Air Transport Service	1,530	947	1,085	86	384	43	61	818
Pacific Air Forces	2,950	2,727	2,452	289	395	142	103	2,296
Strategic Air Command	1,328	1,621	969	195	324	112	35	1,314
US Air Forces, Europe	4,844	5,007	3,952	453	737	285	155	4,269
USAF Security Service	168	664	141	48	27	32	-	584

a/ Air Force Communications Service designated as a major air command, 1 July 1961; originally a part of Military Air Transport Service.

Source: Statistics and Reports Division, Directorate of Data Systems and Statistics, Comptroller of the Air Force.

Downgraded at 3-Year Intervals:
Declassified After 12 Years
DOD Dir 5200.10

TABLE 124 — USAF OFFICERS ON FLYING STATUS BY AERONAUTICAL RATING, BY AGE, WORLD-WIDE, SEMIANNUALLY — 31 DEC 1961 AND 30 JUN 1962

("Other" referenced below includes Flight Surgeons; table includes general officers)

AGE GROUP	31 DECEMBER 1961				30 JUNE 1962			
	Total	Pilots	Navigators And Observers	Other	Total	Pilots	Navigators And Observers	Other
TOTAL	75,792	53,121	19,585	3,086	75,837	52,924	19,673	3,240
20 Through 24 - Total	7,123	2,227	3,504	1,392	6,576	1,975	3,302	1,299
20	83	2	80	1	16	4	12	-
21	702	60	599	43	426	11	394	21
22	1,507	245	906	356	1,369	188	803	378
23	2,204	660	900	644	2,151	594	1,003	554
24	2,627	1,260	1,019	348	2,614	1,178	1,090	346
25 Through 29 - Total	19,005	12,172	6,056	777	18,478	11,627	6,056	795
25	2,610	1,464	966	180	2,654	1,426	1,046	182
26	3,282	2,001	1,116	165	2,906	1,714	1,038	154
27	4,306	2,778	1,328	200	3,832	2,460	1,203	169
28	4,574	3,002	1,423	149	4,571	3,002	1,394	175
29	4,233	2,927	1,223	83	4,515	3,025	1,375	115
30 Through 34 - Total	13,059	9,594	3,242	223	14,379	10,506	3,610	263
30	3,563	2,548	947	68	3,796	2,709	1,010	77
31	3,287	2,437	808	42	3,404	2,476	865	63
32	2,775	2,019	709	47	2,965	2,204	725	36
33	2,204	1,655	509	40	2,612	1,893	667	52
34	1,230	935	269	26	1,602	1,224	343	35
35 Through 39 - Total	14,582	11,535	2,843	204	12,942	10,197	2,561	184
35	1,203	934	242	27	1,205	931	246	28
36	2,435	1,842	563	30	1,576	1,200	354	22
37	3,272	2,618	615	39	2,851	2,216	601	34
38	3,707	2,919	739	49	3,553	2,849	657	47
39	3,965	3,222	684	59	3,757	3,001	703	53
40 Through 44 - Total	17,755	14,344	3,202	209	18,169	14,795	3,159	215
40	4,666	3,795	813	58	4,247	3,480	714	53
41	4,292	3,534	717	41	4,359	3,542	764	53
42	3,422	2,792	593	37	3,867	3,206	629	32
43	3,011	2,392	587	32	3,046	2,445	564	37
44	2,364	1,831	492	41	2,650	2,122	488	40
45 Through 49 - Total	3,497	2,718	647	132	4,333	3,353	846	134
45	1,684	1,292	370	22	1,938	1,467	444	27
46	1,081	843	209	29	1,331	1,044	266	21
47	393	321	44	28	646	516	99	31
48	213	166	17	30	261	201	30	30
49	126	96	7	23	157	125	7	25
50 Through 54 - Total	373	268	12	93	384	282	13	89
50	106	84	1	21	106	83	3	20
51	94	66	5	23	90	68	3	19
52	81	59	5	17	77	53	4	20
53	66	46	1	19	67	52	2	13
54	26	13	-	13	44	26	1	17
55 Through 59 - Total	77	48	1	28	79	49	1	29
55	30	21	1	8	31	18	1	12
56	20	15	-	5	19	14	-	5
57	12	4	-	8	17	10	-	7
58	9	7	-	2	6	2	-	4
59	6	1	-	5	6	5	-	1
60 And Older - Total	1	-	-	1	-	-	-	-
Unknown - Total	320	215	78	27	497	140	125	232

Source: Statistics and Reports Division, Directorate of Data Systems and Statistics, Comptroller of the Air Force

TABLE 125 — PILOTS ON FLYING STATUS BY GRADE IN WHICH SERVING, BY TYPE OF DUTY, BY AGE GROUP, WORLD-WIDE — 30 JUN 1962

DUTY AND AGE GROUP	TOTAL	COLONEL	LIEU-TENANT COLONEL	MAJOR	CAPTAIN	FIRST LIEU-TENANT	SECOND LIEU-TENANT
TOTAL	52,572	3,145	7,536	11,004	22,088	8,139	660
24 AND YOUNGER - TOTAL	1,975	-	1	-	5	1,477	492
25 THROUGH 29 - TOTAL	11,627	-	-	4	5,316	6,143	164
30 THROUGH 34 - TOTAL	10,506	-	2	272	9,756	475	1
35 THROUGH 39 - TOTAL	10,196	48	916	4,441	4,785	6	-
40 THROUGH 44 - TOTAL	14,774	1,805	5,445	5,520	2,003	1	-
45 AND OLDER - TOTAL	3,354	1,289	1,166	740	158	-	1
UNKNOWN - TOTAL	140	3	6	27	65	37	2
Crew - Total	23,435	9	1,026	2,910	11,852	7,124	514
24 And Younger	1,676	-	-	-	2	1,296	378
25 Through 29	9,272	-	-	3	3,734	5,402	133
30 Through 34	5,842	-	2	147	5,299	393	1
35 Through 39	3,365	-	198	1,202	1,961	4	-
40 Through 44	2,896	5	739	1,399	753	-	-
45 And Older	291	4	87	146	54	-	-
Unknown	93	-	-	13	49	29	2
Command Operational Staff And Technical - Total	8,492	1,088	2,014	2,379	2,819	191	1
24 And Younger	6	-	-	-	-	6	-
25 Through 29	491	-	-	-	330	160	1
30 Through 34	1,271	-	-	45	1,209	17	-
35 Through 39	2,213	22	294	1,028	869	-	-
40 Through 44	3,614	663	1,446	1,144	360	1	-
45 And Older	863	401	269	154	39	-	-
Unknown	34	2	5	8	12	7	-
Rated Mobilization And Professional Resource - Total	18,313	1,973	4,389	5,294	6,202	454	1
24 And Younger	13	-	1	-	3	9	-
25 Through 29	1,359	-	-	1	969	389	-
30 Through 34	2,694	-	-	56	2,585	53	-
35 Through 39	4,095	21	408	1,941	1,723	2	-
40 Through 44	7,977	1,081	3,182	2,859	855	-	-
45 And Older	2,163	870	797	431	64	-	1
Unknown	12	1	1	6	3	1	-
Pipeline - Total	2,332	75	107	421	1,215	370	144
24 And Younger	280	-	-	-	-	166	114
25 Through 29	505	-	-	-	283	192	30
30 Through 34	699	-	-	24	663	12	-
35 Through 39	523	5	16	270	232	-	-
40 Through 44	287	56	78	118	35	-	-
45 And Older	37	14	13	9	1	-	-
Unknown	1	-	-	-	1	-	-

Source: Statistics and Reports Division, Directorate of Data Systems and Statistics, Comptroller of the Air Force

686559 O - 63 - 18

TABLE 126 — NAVIGATORS ON FLYING STATUS BY GRADE IN WHICH SERVING, BY TYPE OF DUTY, BY AGE GROUP, WORLD-WIDE — 30 JUN 1962

DUTY AND AGE GROUP	TOTAL	COLONEL	LIEU-TENANT COLONEL	MAJOR	CAPTAIN	FIRST LIEU-TENANT	SECOND LIEU-TENANT
TOTAL	19,673	135	1,266	2,894	8,003	5,268	2,107
24 AND YOUNGER - TOTAL	3,302	-	-	1	5	1,634	1,662
25 THROUGH 29 - TOTAL	6,056	-	1	26	2,359	3,317	353
30 THROUGH 34 - TOTAL	3,610	-	-	134	3,172	303	1
35 THROUGH 39 - TOTAL	2,561	4	111	944	1,500	1	1
40 THROUGH 44 - TOTAL	3,159	67	815	1,452	825	-	-
45 AND OLDER - TOTAL	860	64	339	335	121	-	1
UNKNOWN - TOTAL	125	-	-	2	21	13	89
Crew - Total	12,840	-	235	1,298	5,322	4,703	1,282
24 And Younger	2,550	-	-	1	5	1,485	1,059
25 Through 29	5,078	-	1	25	1,922	2,926	204
30 Through 34	2,560	-	-	125	2,155	279	1
35 Through 39	1,257	-	37	443	775	1	1
40 Through 44	1,123	-	158	583	382	-	-
45 And Older	224	-	39	120	64	-	1
Unknown	48	-	-	1	19	12	16
Command Operational Staff And Technical - Total	1,334	14	287	446	566	21	-
24 And Younger	1	-	-	-	-	1	-
25 Through 29	110	-	-	-	93	17	-
30 Through 34	195	-	-	1	191	3	-
35 Through 39	324	-	28	148	148	-	-
40 Through 44	561	10	188	243	120	-	-
45 And Older	143	4	71	54	14	-	-
Rated Mobilization And Professional Resource - Total	3,786	117	731	1,045	1,717	173	3
24 And Younger	26	-	-	-	-	23	3
25 Through 29	364	-	-	-	227	137	-
30 Through 34	660	-	-	4	643	13	-
35 Through 39	844	4	43	298	499	-	-
40 Through 44	1,403	54	461	583	305	-	-
45 And Older	486	59	227	159	41	-	-
Unknown	3	-	-	1	2	-	-
Pipeline - Total	1,713	4	13	105	398	371	822
24 And Younger	725	-	-	-	-	125	600
25 Through 29	504	-	-	1	117	237	149
30 Through 34	195	-	-	4	183	8	-
35 Through 39	136	-	3	55	78	-	-
40 Through 44	72	3	8	43	18	-	-
45 And Older	7	1	2	2	2	-	-
Unknown	74	-	-	-	-	1	73

Source: Statistics and Reports Division, Directorate of Data Systems and Statistics, Comptroller of the Air Force

TABLE 127 – AUTHORIZED AND ASSIGNED USAF OFFICERS BY OCCUPATIONAL FIELD BASED ON DUTY SPECIALTY, WORLD-WIDE, SEMIANNUALLY – 31 DEC 1961 AND 30 JUN 1962

OCCUPATIONAL FIELD	AUTHORIZED	ASSIGNED			
		Total	Permanent Party	Pipeline	
				Students	Patients
	31 DECEMBER 1961				
TOTAL	134,837	132,723	122,990	9,597	136
Commander and Director	4,015	4,136	4,010	126	-
Pilot and Navigator Observer	43,825	47,123	43,959	3,162	2
Aircraft Control	717	708	699	9	-
Weapons Director	3,785	3,771	3,724	47	-
Guided Missile Operations	1,184	1,473	1,374	99	-
Safety	814	850	836	14	-
Weather	2,096	2,356	2,110	246	-
Scientific	685	872	760	112	-
Research and Development	2,272	2,443	2,312	131	-
Engineering	2,220	2,422	2,201	221	-
Communications Electronics	6,172	6,578	5,786	792	-
Missile	1,985	1,931	1,870	61	-
Armament	2,302	2,333	2,197	136	-
Aircraft Maintenance	4,742	4,803	4,561	242	-
Motor Vehicle Maintenance	296	295	289	6	-
Civil Engineering	2,108	2,439	2,308	131	-
Cartography	196	209	202	7	-
Transportation	1,214	1,250	1,210	39	1
Logistics	411	413	400	13	-
Supply	5,973	5,922	5,849	73	-
Production	1,014	1,054	1,012	42	-
Procurement	492	545	516	29	-
Financial	1,593	1,710	1,676	34	-
Statistical	1,204	1,260	1,208	52	-
Administrative Services	4,834	4,857	4,759	97	1
Photography	173	162	153	9	-
Information	814	805	790	15	-
Personnel	3,934	3,952	3,851	100	1
Manpower Management	548	521	515	6	-
Research Psychologist	-	-	-	-	-
Education and Training	2,532	2,606	2,554	52	-
Air Police	1,112	1,114	1,095	18	1
Intelligence	2,646	2,666	2,530	136	-
Special Investigations	1,013	1,043	999	44	-
Legal	1,223	1,337	1,331	5	1
Chaplain	1,135	1,170	1,162	8	-
Medical	10,801	11,423	10,563	855	5
All Other - Total	12,757	4,171	1,619	2,428	124
General Officer - Total	620	661	607	54	-
General Officer	620	427	427	-	-
Colonels with General's AFSCs	-	234	180	54	-
Reporting Codes - Total	139	3,126	628	2,374	124
Pilot Trainees	-	1,747	1	1,746	-
Unclassified	-	592	414	54	124
Navigator Trainees	-	574	-	574	-
Air Attache	139	213	213	-	-
Pipeline - Total	9,809	a/	a/	a/	a/
Students	9,557	a/	a/	a/	a/
Patients	252	a/	a/	a/	a/

Downgraded at 3-Year Intervals:
Declassified After 12 Years
DOD Dir 5200.10

[redacted]

TABLE 127 — AUTHORIZED AND ASSIGNED USAF OFFICERS BY OCCUPATIONAL FIELD BASED ON DUTY SPECIALTY, WORLD-WIDE, SEMIANNUALLY — 31 DEC 1961 AND 30 JUN 1962 (CONTINUED)

OCCUPATIONAL FIELD	AUTHORIZED	ASSIGNED			
		Total	Permanent Party	Pipeline	
				Students	Patients
	31 DECEMBER 1961 - CONTINUED				
Non-Chargeables - Total	-	384	384	-	-
Unallotted Program Requirements - Total	1,786	-	-	-	-
Unallotted Officer - Total	403	-	-	-	-
	30 JUNE 1962				
TOTAL	136,036	134,908	124,356	10,398	154
Commander and Director	4,082	4,227	4,132	94	1
Pilot and Navigator Observer	44,537	47,411	44,545	2,865	1
Aircraft Control	680	693	687	6	-
Weapons Director	3,435	3,834	3,699	135	-
Missile Operations	1,421	1,401	1,308	93	-
Safety	876	875	858	17	-
Weather	2,115	2,386	2,151	235	-
Scientific	755	911	782	129	-
Research and Development	2,055	2,152	2,043	109	-
Engineering	2,583	2,711	2,457	254	-
Communications Electronics	6,313	7,033	6,025	1,008	-
Missile	2,520	2,517	2,445	72	-
Armament	2,268	2,305	2,107	198	-
Aircraft Maintenance	4,726	4,754	4,440	313	1
Motor Vehicle Maintenance	278	286	280	6	-
Civil Engineering	2,134	2,423	2,282	141	-
Cartography	198	222	214	8	-
Transportation	1,190	1,206	1,160	46	-
Logistics	504	484	470	14	-
Supply	5,920	5,760	5,644	116	-
Production	1,069	1,043	996	47	-
Procurement	500	559	519	40	-
Financial	1,593	1,698	1,661	37	-
Statistical	1,215	1,267	1,220	47	-
Administrative Services	4,830	4,834	4,702	132	-
Photography	166	162	150	12	-
Information	834	796	765	30	1
Personnel	3,872	3,917	3,782	134	1
Manpower Management	567	535	528	7	-
Research Psychologist	-	-	-	-	-
Education and Training	2,595	2,796	2,747	49	-
Air Police	1,103	1,072	1,058	14	-
Intelligence	2,704	2,881	2,631	250	-
Special Investigations	984	1,008	970	38	-
Legal	1,228	1,379	1,374	5	-
Chaplain	1,146	1,153	1,145	8	-
Medical	10,793	11,765	10,885	879	1
All Other - Total	12,247	4,452	1,494	2,810	148
General Officer - Total	593	601	601	-	-
General Officer	593	422	422	-	-
Colonels with General's AFSCs	-	179	179	-	-

[redacted]

Downgraded at 3-Year Intervals:
Declassified After 12 Years
DOD Dir 5200.10

TABLE 127 — AUTHORIZED AND ASSIGNED USAF OFFICERS BY OCCUPATIONAL FIELD BASED ON DUTY SPECIALTY, WORLD-WIDE, SEMIANNUALLY — 31 DEC 1961 AND 30 JUN 1962 (CONTINUED)

OCCUPATIONAL FIELD	AUTHORIZED	ASSIGNED			
		Total	Permanent Party	Pipeline	
				Students	Patients
	30 JUNE 1962 - CONTINUED				
Reporting Codes - Total	141	3,479	521	2,810	148
Pilot Trainees	-	2,030	-	2,030	-
Unclassified	-	512	292	72	148
Navigator Trainees	-	708	-	708	-
Air Attache	141	229	229	-	-
Pipeline - Total	10,149	a/	a/	a/	a/
Students	9,878	a/	a/	a/	a/
Patients	271	a/	a/	a/	a/
Non-Chargeables - Total	534	372	372	-	-
Unallotted Officer - Total	830	-	-	-	-

a/ Included in assigned strength by career field.

Source: Statistics and Reports Division, Directorate of Data Systems and Statistics, Comptroller of the Air Force.

Downgraded at 3-Year Intervals:
Declassified After 12 Years
DOD Dir 5200.10

TABLE 128 — AUTHORIZED AND ASSIGNED PERMANENT PARTY AIRMEN BY CONTROL AF SPECIALTY WITHIN CAREER FIELD, BY SKILL LEVEL, WORLD-WIDE, SEMIANNUALLY — 31 DEC 1961 AND 30 JUN 1962

DATE, CATEGORY, AND CAREER FIELD	TOTAL		SKILL LEVEL STATUS									
			Unskilled (1)		Semi-Skilled (3)		Skilled (5)		Advanced (7)		Superintendent (9)	
	Authorized	Assigned	Authorized	Assigned	Authorized	Assigned	Authorized	Assigned	Authorized	Assigned	Authorized	Assigned
31 DECEMBER 1961 - TOTAL	666,908	668,907	234	1,345	186,111	167,324	339,617	388,491	119,397	97,156	21,549	14,591
HIGHLY TECHNICAL - TOTAL	311,258	312,838	37	260	64,041	71,737	160,645	175,513	71,171	54,776	15,364	10,552
First Sergeant	2,660	2,529	-	-	-	-	-	-	-	-	2,660	2,529
Intelligence	7,795	8,612	-	4	1,764	1,814	4,165	5,291	1,620	1,341	246	162
Weather	5,018	5,149	-	-	1,181	868	2,350	3,311	1,250	840	237	130
Air Traffic Control and Warning	26,370	26,705	-	25	6,099	4,981	13,045	16,095	5,987	4,979	1,239	625
Communications Operations	33,333	35,279	7	43	9,801	9,844	17,997	21,070	4,684	3,765	844	557
Radio-Radar Systems	45,734	42,936	4	30	7,673	11,329	26,153	24,562	10,122	5,912	1,782	1,103
Missile Electronic Maintenance	7,091	7,634	4	2	1,274	2,917	3,046	3,575	2,343	942	424	198
Armament Systems Maintenance and Gunner	15,913	15,637	-	12	3,657	4,838	6,303	7,611	5,026	2,627	927	549
Nuclear Weapons	2,678	2,840	-	1	305	885	1,462	1,328	689	484	222	142
Training Devices	2,800	3,022	-	-	291	556	1,786	1,905	633	492	90	69
Aircraft Accessory Maintenance	32,373	31,919	3	24	6,537	7,120	18,344	20,295	6,859	4,138	630	342
Aircraft Maintenance	109,009	109,161	15	79	19,911	19,907	57,101	60,200	26,781	25,372	5,201	3,603
Missile Maintenance	4,462	4,878	-	-	799	1,614	2,119	2,356	1,322	783	222	125
Munitions and Weapons Maintenance	12,491	12,939	4	21	3,872	3,569	5,830	7,172	2,306	1,876	479	301
Education and Training	3,531	3,598	-	19	877	1,495	944	742	1,549	1,225	161	117
TECHNICAL - TOTAL	134,147	136,455	66	400	33,639	36,754	73,268	75,731	23,419	21,103	3,755	2,467
Photomapping	4,205	4,510	1	17	772	1,466	2,804	2,510	583	486	45	31
Safety	526	539	-	-	14	91	114	171	373	257	25	20
Wire Maintenance	8,484	8,843	26	15	2,054	2,452	4,954	5,207	1,285	1,073	165	96
Intricate Equipment Maintenance	2,068	2,120	1	6	503	436	1,185	1,378	354	279	25	21
Metal Working	8,157	8,355	-	13	2,120	1,282	4,748	5,867	1,116	1,078	173	115
Procurement	1,302	1,196	-	-	222	245	619	542	404	367	57	42
Accounting and Finance, and Auditing	7,381	7,489	3	7	1,397	1,712	4,115	4,213	1,582	1,365	284	192
Statistical, Analysis Data Processing and Programming	8,101	8,446	3	16	1,961	2,641	4,033	4,085	1,775	1,506	329	198
Administrative	46,091	46,650	25	248	12,555	15,593	26,762	24,668	5,814	5,513	935	628
Information	1,473	1,597	-	5	189	605	724	550	513	409	47	28
Personnel	17,766	18,057	4	20	3,015	3,855	9,139	9,070	4,638	4,471	970	641
Special Investigations	829	829	-	-	271	270	-	-	514	529	44	30
Medical	21,535	21,720	3	42	6,499	4,895	10,896	13,493	3,590	2,930	547	360
Aircrew Protection	3,057	2,960	-	8	1,166	647	1,388	1,812	448	466	55	27
Dental	3,172	3,144	-	3	901	564	1,787	2,165	430	374	54	38

DOWNGRADED AT 3 YEAR INTERVALS;
DECLASSIFIED AFTER 12 YEARS.
DOD DIR. 5200.10

[redacted]

TABLE 128 — AUTHORIZED AND ASSIGNED PERMANENT PARTY AIRMEN BY CONTROL AF SPECIALTY WITHIN CAREER FIELD, BY SKILL LEVEL, WORLD-WIDE, SEMIANNUALLY — 31 DEC 1961 AND 30 JUN 1962 (CONTINUED)

DATE, CATEGORY, AND CAREER FIELD	TOTAL		SKILL LEVEL STATUS									
			Unskilled (1)		Semi-Skilled (3)		Skilled (5)		Advanced (7)		Superintendent (9)	
	Authorized	Assigned	Authorized	Assigned	Authorized	Assigned	Authorized	Assigned	Authorized	Assigned	Authorized	Assigned
SEMI-TECHNICAL - TOTAL	221,503	219,614	131	685	88,431	58,833	105,704	137,247	24,807	21,277	2,430	1,572
Photographic	3,667	3,839	-	10	1,159	780	1,916	2,488	553	536	39	25
Motor Vehicle	11,275	11,692	1	55	3,832	3,240	6,003	7,316	1,250	963	189	118
Facilities	13,841	13,189	-	21	3,721	4,029	8,143	7,970	1,928	1,120	49	49
Construction	13,444	12,688	9	105	6,245	4,386	5,839	7,214	1,175	878	176	105
Utilities	7,193	6,977	3	51	3,294	2,787	3,215	3,617	585	473	96	49
Fire Protection	11,784	12,023	2	23	5,620	3,107	5,332	8,172	738	674	92	47
Fabric, Leather, and Rubber	2,936	3,004	1	8	846	549	1,734	2,128	338	308	17	11
Marine	296	289	-	2	48	25	174	174	71	86	3	2
Transportation	26,050	25,595	11	107	11,167	8,844	12,641	14,721	2,019	1,788	212	135
Food Service	19,560	19,913	16	42	7,968	4,218	9,368	13,433	2,010	2,097	198	123
Supply	63,915	64,798	12	158	21,096	14,582	31,129	40,045	10,588	9,286	1,090	727
Printing	1,283	1,341	-	10	355	426	757	725	157	172	14	8
Special Services	2,703	2,886	4	32	994	956	1,328	1,541	362	344	15	13
Band	1,719	1,642	-	-	715	616	698	737	282	270	24	19
Air Police	41,837	39,738	72	61	21,371	10,288	17,427	26,966	2,751	2,282	216	141
30 JUNE 1962 - TOTAL	674,154	673,890	224	1,162	183,561	159,538	346,788	400,713	121,722	94,491	21,859	17,986
HIGHLY TECHNICAL - TOTAL	314,857	317,487	26	147	63,082	70,578	163,526	180,729	72,771	53,272	15,452	12,761
First Sergeant	2,559	2,460	-	-	-	-	-	-	-	-	2,559	2,460
Intelligence	8,119	8,734	-	3	1,409	1,863	4,791	5,346	1,678	1,309	241	213
Weather	5,084	5,260	-	-	1,131	809	2,460	3,405	1,259	871	234	175
Air Traffic Control and Warning	25,461	26,064	-	23	5,402	4,969	12,884	15,428	5,984	4,790	1,191	854
Communications Operations	33,498	35,334	2	16	9,391	9,056	18,252	21,922	4,970	3,622	883	718
Radio-Radar Systems	47,107	45,767	4	16	7,630	12,368	27,353	26,149	10,307	5,813	1,813	1,421
Missile Electronic Maintenance	7,657	8,729	-	1	1,330	3,078	3,241	4,296	2,584	1,047	502	307
Armament Systems Maintenance and Operator	15,597	16,009	-	7	3,481	4,407	6,112	8,037	5,146	2,860	858	698
Nuclear Weapons	2,908	3,224	-	-	411	831	1,577	1,729	667	474	253	190
Training Devices	2,881	3,018	-	3	297	478	1,834	1,977	650	481	100	79
Aircraft Accessory Maintenance	32,214	32,229	3	20	6,099	7,079	18,593	20,598	6,906	4,066	613	466
Aircraft Maintenance	110,796	108,730	13	36	21,075	19,757	57,112	60,435	27,245	24,048	5,351	4,454
Missile Maintenance	4,929	5,438	-	-	856	1,560	2,358	2,826	1,469	876	246	176
Munitions and Weapons Maintenance	12,298	12,805	4	6	3,584	2,882	6,008	7,715	2,254	1,785	448	417
Education and Training	3,749	3,686	-	16	986	1,441	951	866	1,652	1,230	160	133

[redacted]

Downgraded at 3-Year Intervals:
Declassified After 12 Years
DOD Dir 5200.10

[redacted]

TABLE 128 – AUTHORIZED AND ASSIGNED PERMANENT PARTY AIRMEN BY CONTROL AF SPECIALTY WITHIN CAREER FIELD, BY SKILL LEVEL, WORLD-WIDE, SEMIANNUALLY – 31 DEC 1961 AND 30 JUN 1962 (CONTINUED)

DATE, CATEGORY, AND CAREER FIELD	TOTAL		SKILL LEVEL STATUS									
			Unskilled (1)		Semi-Skilled (3)		Skilled (5)		Advanced (7)		Superintendent (9)	
	Authorized	Assigned	Authorized	Assigned	Authorized	Assigned	Authorized	Assigned	Authorized	Assigned	Authorized	Assigned
TECHNICAL - TOTAL	134,231	136,301	69	358	32,659	33,687	74,027	78,509	23,630	20,569	3,846	3,178
Photomapping	4,163	4,511	1	22	718	1,179	2,820	2,799	578	472	46	39
Safety	635	597	-	-	18	145	140	185	450	241	27	26
Wire Maintenance	8,624	9,050	26	3	1,692	2,092	5,424	5,770	1,291	1,049	191	136
Intricate Equipment Maintenance	2,000	2,151	1	6	478	379	1,143	1,467	354	277	24	22
Metal Working	7,718	8,198	-	14	2,078	1,249	4,417	5,752	1,045	1,041	178	142
Procurement	1,351	1,253	-	-	215	274	654	573	423	355	59	51
Accounting and Finance, and Auditing	7,479	7,501	3	7	1,400	1,462	4,226	4,473	1,559	1,324	291	235
Statistical, Analysis Data Processing, and Programming	8,248	8,413	3	8	1,966	2,518	4,117	4,183	1,819	1,422	343	282
Administrative	46,004	46,685	28	213	11,552	14,031	27,489	26,180	5,972	5,440	963	821
Information	1,468	1,614	-	1	300	681	611	498	508	395	49	39
Personnel	17,823	17,667	4	29	3,416	3,574	8,810	8,903	4,629	4,361	964	800
Special Investigations	819	827	-	-	261	291	-	-	510	500	48	36
Medical	21,545	21,626	3	44	6,456	4,454	10,933	13,799	3,602	2,867	551	462
Aircrew Protection	3,152	2,979	-	10	1,198	690	1,440	1,787	457	451	57	41
Dental	3,202	3,229	-	1	911	668	1,803	2,140	433	374	55	46
SEMI-TECHNICAL - TOTAL	225,066	220,102	129	657	87,820	55,273	109,235	141,475	25,321	20,650	2,561	2,047
Photographic	3,672	3,657	-	7	1,235	777	1,831	2,314	567	529	39	30
Motor Vehicle	10,521	11,314	1	39	3,350	2,545	5,835	7,663	1,165	921	170	146
Facilities	14,975	14,816	-	31	3,954	4,698	8,829	8,839	2,122	1,190	70	58
Construction	14,227	12,274	12	96	6,502	3,969	6,343	7,237	1,194	826	176	146
Utilities	7,634	6,965	4	27	3,404	2,411	3,460	4,005	657	448	109	74
Fire Protection	11,789	11,852	2	13	4,635	2,760	6,270	8,350	793	669	89	60
Fabric, Leather, and Rubber	2,813	2,943	-	6	812	546	1,651	2,073	334	305	16	13
Marine	289	287	-	-	48	32	166	173	72	79	3	3
Transportation	26,610	25,686	11	127	11,168	8,497	13,020	15,156	2,181	1,726	230	180
Food Services	19,516	19,316	10	49	7,742	3,596	9,537	13,495	2,019	2,014	208	162
Supply	63,958	64,697	14	125	20,816	13,500	31,388	41,218	10,575	8,914	1,165	940
Printing	1,339	1,375	-	10	363	416	792	773	170	166	14	10
Special Services	2,704	2,847	4	48	973	765	1,329	1,683	379	340	19	11
Band	1,726	1,690	-	-	719	632	692	775	291	261	24	22
Air Police	43,293	40,383	71	79	22,099	10,129	18,092	27,721	2,802	2,262	229	192

Source: Statistics and Reports Division, Directorate of Data Systems and Statistics, Comptroller of the Air Force.

[redacted]

Downgraded at 3-Year Intervals:
Declassified After 12 Years
DOD Dir 5200.10

TABLE 129 — REGULAR USAF OFFICERS SELECTED FOR PERMANENT PROMOTIONS, WORLD-WIDE — FY 1962

(All data reflect officers selected for promotion. The actual number promoted would be somewhat less, due to deaths, resignations, retirements, etc. The date indicated is that of the selection board reports and does not necessarily reflect the date of the actual promotions. Selections, with the exception of Lieutenants, are made annually by Headquarters, USAF Selection Boards. Second Lieutenants are considered by Semiannual Review Boards for retention and for promotion three (3) to six (6) months prior to the completion of three(3) years Promotion List Service. Those favorably considered are promoted when the required service is completed.)

GRADE TO WHICH PROMOTED	OFFICERS SELECTED	GRADE TO WHICH PROMOTED	OFFICERS SELECTED	GRADE TO WHICH PROMOTED	OFFICERS SELECTED
TOTAL	7,918	Lieutenant Colonel - Total	1,404	Captain - Total	2,945
LINE - TOTAL	7,453	Line	1,276	Line	2,796
OTHER THAN LINE - TOTAL	465	Other Than Line	128	Other Than Line	149
Colonel - Total	416	Major - Total	2,533	First Lieutenant - Total	472
Line	386	Line	2,386	Line	460
Other Than Line	30	Other Than Line	147	Other Than Line	12

Source: Promotions Branch, Promotions and Separations Division, Directorate of Military Personnel.

TABLE 130 — TEMPORARY PROMOTIONS OF USAF OFFICERS TO GENERAL OFFICERS BY GRADE TO WHICH PROMOTED, WORLD-WIDE — FY 1962

(Table below indicates the number of actual promotions by quarter in which promoted for the periods covered. Temporary promotions covered both regular and nonregular officers.)

QUARTER	TOTAL	GENERAL	LIEUTENANT GENERAL	MAJOR GENERAL	BRIGADIER GENERAL
TOTAL	82	4	15	25	38
First Quarter (1 Jul 1961 through 30 Sep 1961)	38	3	7	6	22
Second Quarter	8	1	7	-	-
Third Quarter (1 Jan 1962 through 31 Mar 1962)	24	-	-	15	9
Fourth Quarter	12	-	1	4	7

Source: Promotions Branch, Promotions and Separations Division, Directorate of Military Personnel.

TABLE 131 — USAF OFFICERS SELECTED FOR TEMPORARY PROMOTIONS, WORLD-WIDE — FY 1962

(Selections made by Selection Boards do not necessarily mean actual promotions, as cancellations may be made because of normal attritions, etc. The table includes both regular and nonregular officers. The table excludes selections of Captains for promotions accomplished through other than Selection Board actions such as those selected under AFR 36-14 and AFR 36-30. Temporary promotions of Second Lieutenants to First Lieutenants are also excluded as such promotions were not accomplished by action of a Selection Board.)

GRADE TO WHICH SELECTED	OFFICERS SELECTED	GRADE TO WHICH SELECTED	OFFICERS SELECTED
TOTAL	18,817	Major - Total	4,997
LINE - TOTAL	18,025	Line	4,777
OTHER THAN LINE - TOTAL	792	Other Than Line	220
Colonel - Total	573		
Line	536		
Other Than Line	37	Captain - Total	7,931
Lieutenant Colonel - Total	5,316	Line	7,585
Line	5,127		
Other Than Line	189	Other Than Line	346

Source: Promotions Branch, Promotions and Separations Division, Directorate of Military Personnel.

TABLE 132 — STATUS CHANGES OF MILITARY PERSONNEL, BY TYPE OF STATUS CHANGE, WORLD-WIDE — FY 1962

(Status Change is the loss and immediate gain of the same individual and does not affect the strength of the Air Force. The table is a modification of Table 134, FY 1961 USAF Statistical Digest. See changes in frequency.)

TYPE OF STATUS CHANGE	TOTAL	COMMISSIONED OFFICERS			WARRANT OFFICERS		AIRMEN	
		Male	WAF	AFN/MS	Male	WAF	Male	WAF
TOTAL	153,577	5,161	42	70	1	-	147,597	706
Immediate Reenlistment - Total	92,890	-	-	-	-	-	92,477	413
Regular, AFRes or ANG Airmen Separated Upon Expiration Term of Service and Immediately Reenlisted in Regular Air Force	87,748	-	-	-	-	-	87,398	350
Regular, AFRes or ANG Airmen Separated Prior to Expiration Term of Service and Immediately Reenlisted in Regular Air Force	5,091	-	-	-	-	-	5,028	63
Regular Air Force Resignee Immediately Reenlisted in Regular Air Force	51	-	-	-	-	-	51	-
Term of Enlistment Extended	55,409	-	-	-	-	-	55,116	293
Retired and Immediately Ordered to Extended Active Duty	4	-	-	-	-	-	4	-
Air National Guard Officer on Extended Active Duty Appointed in Air Force Reserve	27	25	-	1	1	-	-	-
Non-Regular Officers on Extended Active Duty Integrated Into Regular Air Force	5,247	5,136	42	69	-	-	-	-
Correction on Previously Reported Accession Status Change	-	-	-	-	-	-	-	-

Source: Statistics and Reports Division, Directorate of Data Systems and Statistics, Comptroller of the Air Force.

TABLE 133 — GAINS AND LOSSES OF USAF MILITARY PERSONNEL BY TYPE OF GAIN OR LOSS, WORLD-WIDE — FY 1962

(Table below is a modification of Table 135, FY 1961 USAF Statistical Digest. See changes in frequency.)

TYPE OF GAIN OR LOSS	TOTAL	COMMISSIONED OFFICERS			WARRANT OFFICERS		AIRMEN	
		MALE	WAF	AFN/MS	MALE	WAF	MALE	WAF
	GAINS							
TOTAL	155,997	13,528	65	916	105	-	139,744	1,639
To Extended Active Duty (EAD) from Air Force Reserves (Airman)	4,220	-	-	-	-	-	4,213	7
To Extended Active Duty (EAD) from Air National Guard (Airman)	19,074	-	-	-	-	-	19,074	-
To EAD from AFRes (Officer - Initial Tour)	6,594	5,795	4	795	-	-	-	-
To EAD from AFRes (Officer - Second or Subsequent Tour)	1,105	1,060	3	42	-	-	-	-
To EAD from ANG (Officer - Initial Tour)	683	607	-	33	43	-	-	-
To EAD from ANG (Officer - Second or Subsequent Tour)	2,164	2,087	-	30	47	-	-	-
To EAD from Retired Status	23	9	-	2	1	-	11	-
Commissioned in Regular Air Force	21	21	-	-	-	-	-	-
Commissioned in Regular Air Force from US Military Academy (USMA), US Naval Academy (USNA), or US Air Force Academy (USAFA)	430	430	-	-	-	-	-	-
To EAD from AFRes for One Year to Attend US Air Force Preparatory School	123	-	-	-	-	-	123	-
No Prior Service a/	108,348	-	-	-	-	-	106,802	1,546
Prior Active Military Service	5,179	-	-	-	-	-	5,166	13
Former Commissioned Officer or Warrant Officer	211	-	-	-	-	-	211	-
Enlistments for Aviation Cadet b/	370	-	-	-	-	-	370	-
For Officer Candidate School (OCS) or Officer Training School (OTS)	2,413	-	-	-	-	-	2,348	65
Appointed Warrant Officer or Commissioned Officer from Airman Status (Initital Tour in Commissioned Status)	4	4	-	-	-	-	-	-
Commissioned Officer from Enlisted Status (Second or Subsequent Tour in Commissioned Status)	2	2	-	-	-	-	-	-
Appointed Warrant Officer from Officer Status or Commissioned Officer from Warrant Officer Status	2	2	-	-	-	-	-	-
Commissioned Officer from Officer Candidate School (OCS)	475	463	12	-	-	-	-	-
Commissioned Officer from Aviation Cadet or Aviation Student	534	534	-	-	-	-	-	-
Transferred from Department of Army or Navy	13	13	-	-	-	-	-	-
Commissioned Officer from Airmen Education Commissioning Program	-	-	-	-	-	-	-	-
Commissioned Officer from Officer Training School (OTS)	2,255	2,211	44	-	-	-	-	-
Returned from Desertion	526	2	-	-	-	-	521	3
Returned from Prisoner	175	2	-	-	-	-	173	-
Returned from Missing or Prisoner of War	1	-	-	-	-	-	1	-
Returned from Conviction by Civil Court	-	-	-	-	-	-	-	-
Correction - Deletion of Previously Reported as Dropped from Rolls	26	-	-	-	-	-	26	-
Correction of Previously Reported Separation	1,026	286	2	14	14	-	705	5
	LOSSES							
TOTAL	94,009	7,618	52	516	246	-	83,501	2,076
Contract Termination	2,529	2,383	2	144	-	-	-	-
Obligation Termination	150	138	4	8	-	-	-	-
Career Reserve	168	152	2	14	-	-	-	-
Regular Airmen upon Expiration Term of Service (ETS)	30,228	-	-	-	-	-	29,858	370
AFRes or ANG upon ETS	231	-	-	-	-	-	231	-
To Accept Appointment as Warrant Officer	15	12	-	1	-	-	2	-
Officer or Warrant Officer to Enlist	2	2	-	-	-	-	-	-
National Health, Safety, or Interest	29	4	-	-	-	-	25	-
To Accept Public Office	1	-	-	-	-	-	1	-
To Non-Affiliated Reserve Section (NARS) Pending Appointment in Air National Guard	9	-	-	-	-	-	9	-

TABLE 133 — GAINS AND LOSSES OF USAF MILITARY PERSONNEL BY TYPE OF GAIN OR LOSS, WORLD-WIDE — FY 1962 (CONTINUED)

TYPE OF GAIN OR LOSS	TOTAL	COMMISSIONED OFFICERS			WARRANT OFFICERS		AIRMEN	
		MALE	WAF	AFN/MS	MALE	WAF	MALE	WAF
	LOSSES							
To Accept Commission as Officer (Other than Officer Candidate School or Aviation Cadet)	37	-	-	-	-	-	36	1
To Accept Commission as Officer from OCS or OTS	2,677	-	-	-	-	-	2,618	59
To Accept Commission as Officer from Aviation Cadet	531	-	-	-	-	-	531	-
To Attend United States Air Force Academy (USAFA) or United States Military Academy (USMA) or United States Naval Academy (USNA)	37	-	-	-	-	-	37	-
Airman with Less than 90 Days Retainability Assigned to a Reassigned Unit	-	-	-	-	-	-	-	-
Aviation Cadet and OCS Eliminees Who Have Completed Active Duty Commitment	182	-	-	-	-	-	172	10
To Attend School Other Than Medical School c/	1,066	46	-	-	-	-	1,008	12
Returned from Overseas with Less Than Minimum Retainability	9,668	258	1	30	1	-	9,354	24
Undue Hardship	71	66	1	4	-	-	-	-
Release or Discharge Because of Age	4	4	-	-	-	-	-	-
Miscellaneous Reason - AFR 36-12 and AFR 35-30	125	120	-	4	1	-	-	-
Reserve Officer Declining to Serve in Lower Grade	22	21	-	1	-	-	-	-
Erroneous Enlistment - Separation by USAF Directive	26	-	-	-	-	-	26	-
Mass Release - Separation by USAF Directive	28	-	-	-	-	-	28	-
Individual Release - Separation by USAF Directive	5,176	-	-	-	-	-	5,049	127
Involuntary Separation - Separation by USAF Directive	2,551	3	-	-	-	-	2,502	46
Conscientious Objector - Separation by USAF Directive	24	-	-	-	-	-	24	-
Insufficient Reatinability for Permanent Change of Station	444	-	-	-	-	-	443	1
Early Release of AB and A/3C with ETS 1962	1,285	-	-	-	-	-	1,280	5
Termination of Indefinite Enlistments	-	-	-	-	-	-	-	-
Officer and Airmen Early Release for Christmas	-	-	-	-	-	-	-	-
Excessive Number of Reserve Officers in any Grade	-	-	-	-	-	-	-	-
Involuntary Elimination - Transferred to Retired Reserve Section - Length of Service and Excessive Number of Officers in any Grade	1	1	-	-	-	-	-	-
Release upon Disapproval of Request for Extension of Active Duty Tour	5	5	-	-	-	-	-	-
Involuntary Release of Reserve Officers and Warrant Officers (30 Years) Eligible for Retirement	241	238	1	2	-	-	-	-
Resignation - Unconditional - Completion of Required Service (Includes Medics)	240	218	1	12	1	-	8	-
Resignation - Regular Officer - Twice Passed Over for Promotion - To Enlist in Regular AF	5	5	-	-	-	-	-	-
Resignation - Hardship	30	27	1	1	1	-	-	-
Resignation - National Health, Safety, or Interest	6	6	-	-	-	-	-	-
Resignation - In Lieu of Demotion by Reason of Conduct or Insufficiency	-	-	-	-	-	-	-	-
Resignation - In Lieu of Elimination for Security Reasons	-	-	-	-	-	-	-	-
Resignation - In Lieu of Elimination or Release by Reason of Conduct or Inefficiency	57	49	1	5	2	-	-	-
Resignation - For Good of Service - Homosexual	29	25	-	3	1	-	-	-
Resignation - For Good of Service in Lieu of Trial by Court Martial	37	36	-	1	-	-	-	-
Resignation - For Good of Service - Under Suspended Sentence of Separation	2	2	-	-	-	-	-	-
Resignation - Chaplains - Withdrawal of Ecclesiastical Indorsement	2	2	-	-	-	-	-	-
Retirement - Release from EAD - Revert to Retired List	107	34	-	1	2	-	70	-
Retirement - Voluntary - By Years of Service	8,929	2,064	-	26	159	-	6,680	-
Retirement - Involuntary Retirement	436	409	5	9	13	-	-	-

TABLE 133 – GAINS AND LOSSES OF USAF MILITARY PERSONNEL BY TYPE OF GAIN OR LOSS, WORLD-WIDE – FY 1962 (CONTINUED)

TYPE OF GAIN OR LOSS	TOTAL	COMMISSIONED OFFICERS			WARRANT OFFICERS		AIRMEN	
		MALE	WAF	AFN/MS	MALE	WAF	MALE	WAF
	LOSSES							
Retirement - Age 60 - Placement on USAF Retired List	17	17	-	-	-	-	-	-
Retirement - Disability - Placed on Temporary Disability Retired List	935	122	2	9	14	-	778	10
Retirement - Disability - Permenently Retired	1,158	304	-	5	30	-	811	8
Retirement - Disability - Retired In Lieu of Discharge with Entitlement to Receive Severance Pay	4	2	-	-	-	-	2	-
Attrition - Failure of Selection for Promotion (Regular and Reserve Officers and W/O and Twice Deferred Second Lieutenants	35	31	2	1	1	-	-	-
Release of Regular Officer Under Dismissal	-	-	-	-	-	-	-	-
Failure of Selection for Promotion - Involuntary Elimination and Transfer to Retired Reserve Section	113	112	1	-	-	-	-	-
Revocation of Appointment - Regular Officer Who Accepts Non-Compatible Public Office	1	1	-	-	-	-	-	-
Removal from Active List - Failure to Accept Regular Appointment Confirmed by Senate	-	-	-	-	-	-	-	-
Marriage	517	-	6	50	-	-	-	461
Pregnancy	899	-	16	140	-	-	-	743
Minor Children	20	-	1	5	-	-	-	14
Disloyal or Subversive - In Lieu of Elimination or Board Action	2	2	-	-	-	-	-	-
Physical Disability - Entitled to Severance Pay	542	32	1	6	-	-	500	3
Physical Disability - Not Entitled to Severance Pay	3,064	30	1	7	-	-	3,004	22
Discharge - Physical Disability - Intentional Misconduct or Willful Neglect - No Severance Pay	11	-	-	-	1	-	10	-
Release of Officer Recommended for Elimination - Unfitness, Conduct or Inefficiency	15	15	-	-	-	-	-	-
Discharge - Minority	14	-	-	-	-	-	14	-
Discharge - Dependency or Hardship	3,262	-	-	-	-	-	3,246	16
Discharge - Homosexual - (Officer) - Result of Board Action	758	-	-	-	-	-	740	18
Discharge - Fraudulent Enlistment	279	-	-	-	-	-	277	2
Absentee or Deserter - Trial Barred by UCMJ or Waived	10	-	-	-	-	-	10	-
Conviction by Civil Court	478	-	-	-	-	-	478	-
Dishonorable or Bad Conduct Discharge (Desertion)	35	-	-	-	-	-	35	-
Dismissal from the Service - General Court Martial (Officer) Dishonorable or Bad Conduct Discharge (Other than Desertion) (Airmen)	449	5	-	-	-	-	443	1
Inaptitude or Unsuitability	7,496	-	-	-	-	-	7,392	104
Unfitness (Character)	3,750	-	-	-	-	-	3,734	16
Deaths	1,273	280	1	5	13	-	973	1
Application for Honorable Discharge - Result of Board Action - Unfitness, Conduct or Inefficiency (Regular Officer)	67	65	-	-	2	-	-	-
Voidance of Enlistment of Minors (Airmen) Unknown (Officers)	175	136	2	16	4	-	17	-
Elimination for Length of Service (Reserve Officer)	1	1	-	-	-	-	-	-
Dropped from Rolls As Absentee or Deserter	583	5	-	-	-	-	576	2
As Prisoner (Other Than Prisoner of War)	324	1	-	-	-	-	323	-
As Missing or Prisoner of War	57	35	-	-	-	-	22	-
Conviction by Civil Court	1	1	-	-	-	-	-	-
Correction of Previously Reported as Gained from Dropped from Unit Rolls	2	-	-	-	-	-	2	-
Correction of Previously Reported Accessions	219	91	-	6	-	-	122	-

a/ Includes 72 Inductees (Unclassified USAF Component).
b/ Gained to AC direct from Civil Life.
c/ Includes 4 Male Airmen who were scheduled "To Attend Medical or Dental School" during FY 62.

Source: Statistics and Reports Division, Directorate of Data Systems and Statistics, Comptroller of the Air Force.

TABLE 134 — GAINS AND LOSSES OF USAF OFFICERS BY GRADE, WORLD-WIDE, BY QUARTER — FY 1962

DATE OF GAIN OR LOSS	TOTAL	GENERAL	COLONEL	LIEUTENANT COLONEL	MAJOR	CAPTAIN	FIRST LIEUTENANT	SECOND LIEUTENANT	WARRANT OFFICER
	GAINS								
TOTAL	14,614	7	40	184	636	3,210	2,454	7,978	105
First Quarter. . .	3,371	-	1	2	16	757	644	1,945	6
Second Quarter . .	5,581	6	38	179	583	1,726	1,079	1,876	94
Third Quarter. . .	2,621	1	1	2	21	478	386	1,729	3
Fourth Quarter . .	3,041	-	-	1	16	249	345	2,428	2
	LOSSES								
TOTAL	8,432	37	496	738	1,255	2,832	2,557	271	246
First Quarter. . .	4,050	18	309	342	544	1,452	1,214	64	107
Second Quarter . .	1,177	9	52	132	280	347	251	62	44
Third Quarter. . .	917	4	39	80	176	288	213	75	42
Fourth Quarter . .	2,288	6	96	184	255	745	879	70	53

Source: Statistics and Reports Division, Directorate of Data Systems and Statistics, Comptroller of the Air Force.

TABLE 135 — GAINS AND LOSSES OF AIRMEN BY GRADE, WORLD-WIDE, BY QUARTER — FY 1962

DATE OF GAIN OR LOSS	TOTAL	CHIEF MASTER SERGEANT	SENIOR MASTER SERGEANT	MASTER SERGEANT	TECH-NICAL SERGEANT	STAFF SER-GEANT	AIRMAN FIRST CLASS	AIRMAN SECOND CLASS	AIRMAN THIRD CLASS	AIRMAN BASIC	AVI-ATION CADET
	GAINS										
TOTAL	141,383	128	331	1,519	1,867	7,430	4,906	12,010	5,248	107,573	371
First Quarter. . .	36,314	3	7	27	48	434	366	961	729	33,612	127
Second Quarter . .	49,754	125	322	1,467	1,709	5,288	4,209	9,076	3,340	24,112	106
Third Quarter. . .	29,958	-	1	9	31	680	172	1,121	747	27,110	87
Fourth Quarter . .	25,357	-	1	16	79	1,028	159	852	432	22,739	51
	LOSSES										
TOTAL	85,577	264	620	3,776	2,493	9,170	21,103	24,677	9,071	13,858	545
First Quarter. . .	24,347	98	237	1,321	698	1,977	5,335	7,598	3,168	3,764	151
Second Quarter . .	15,427	47	146	836	559	1,870	3,075	3,871	1,749	3,107	167
Third Quarter. . .	16,664	49	96	754	561	1,995	3,733	4,327	1,924	3,135	90
Fourth Quarter . .	29,139	70	141	865	675	3,328	8,960	8,881	2,230	3,852	137

Source: Statistics and Reports Division, Directorate of Data Systems and Statistics, Comptroller of the Air Force.

TABLE 136 — LOSSES OF USAF OFFICERS BY FLYING STATUS, BY AERONAUTICAL STATUS, BY AGE GROUP, WORLD-WIDE — FY 1962

(Table below is a revision and consolidation of Table's 139 and 140, FY 1961; see changes in frequency. The data exclude all medical personnel except Flight Surgeons.)

AERONAUTICAL STATUS AND DATE	TOTAL	AGE GROUP										
		23 and Younger	24 Thru 26	27 Thru 29	30 Thru 32	33 Thru 35	36 Thru 38	39 Thru 41	42 Thru 44	45 Thru 47	48 Thru 50	51 and Older
TOTAL	6,203	83	1,490	634	177	79	207	904	1,140	619	354	516
Pilots - Total	1,875	9	80	127	80	28	120	439	552	245	93	102
On Flying Status	1,377	7	68	110	62	22	81	304	374	192	78	79
Not on Flying Status	498	2	12	17	18	6	39	135	178	53	15	23
Observers - Total	174	-	2	3	8	-	6	52	52	32	5	14
On Flying Status	22	-	1	2	2	-	2	5	5	5	-	-
Not on Flying Status	152	-	1	1	6	-	4	47	47	27	5	14
Navigators - Total	510	24	75	75	22	11	15	91	135	57	3	2
On Flying Status	354	12	54	61	18	9	9	60	90	39	1	1
Not on Flying Status	156	12	21	14	4	2	6	31	45	18	2	1
Flight Surgeons - Total	5	-	-	-	-	-	-	-	-	1	-	4
On Flying Status	4	-	-	-	-	-	-	-	-	-	-	4
Not on Flying Status	1	-	-	-	-	-	-	-	-	1	-	-
Non-Rated - Total	3,639	50	1,333	429	67	40	66	322	401	284	253	394
On Flying Status	-	-	-	-	-	-	-	-	-	-	-	-
Not on Flying Status	3,639	50	1,333	429	67	40	66	322	401	284	253	394

Source: Statistics and Reports Division, Directorate of Data Systems and Statistics, Comptroller of the Air Force.

TABLE 137 – ENLISTMENTS AND REENLISTMENTS BY GRADE, BY SEX, WORLD-WIDE – FY 1962

(Table below is a revision and consolidation of Tables 141 and 142, FY 1961; frequency changed from quarters to end of FY 1962)

TYPE OF ENLISTMENT OR REENLISTMENT BY DATE	TOTAL	CHIEF MASTER SERGEANT	SENIOR MASTER SERGEANT	MASTER SERGEANT	TECHNICAL SERGEANT	STAFF SERGEANT	AIRMAN FIRST CLASS	AIRMAN SECOND CLASS	AIRMAN THIRD CLASS	AIRMAN BASIC
TOTAL	209,411	794	2,048	7,427	17,104	37,751	24,804	9,850	2,377	107,256
MALE - TOTAL	207,374	793	2,045	7,395	17,061	37,582	24,665	9,753	2,350	105,730
FEMALE - TOTAL	2,037	1	3	32	43	169	139	97	27	1,526
No Prior Service Enlistment-Total	108,348	-	-	-	-	-	-	-	1,480	106,868
Male	106,802	-	-	-	-	-	-	-	1,460	105,342
Female	1,546	-	-	-	-	-	-	-	20	1,526
Enlistment for Officer Candidate School, Aviation Cadet or Officer Training School - Total	2,783	-	-	-	-	2,411	-	1	-	a/ 371
Male	2,718	-	-	-	-	2,346	-	1	-	371
Female	65	-	-	-	-	65	-	-		-
Prior Service Enlistment - Total	5,390	1	-	24	59	147	676	3,644	828	11
Male	5,377	1	-	24	59	147	676	3,635	824	11
Female	13	-	-	-	-	-	-	9	4	-
Immediate Reenlistment - Total	92,890	793	2,048	7,403	17,045	35,193	24,128	6,205	69	6
Male	92,477	792	2,045	7,371	17,002	35,089	23,989	6,117	66	6
Female	413	1	3	32	43	104	139	88	3	-

a/ Includes 370 Enlistments for Aviation Cadets.

Source: Statistics and Reports Division, Directorate of Data Systems and Statistics, Comptroller of the Air Force.

TABLE 138 – ENLISTMENTS AND REENLISTMENTS BY TERM OF ENLISTMENT, BY SEX, WORLD-WIDE – FY 1962

(Table below is a revision and consolidation of Tables 143 and 144, FY 1961; frequency changed from quarters to end of FY 1962)

TYPE OF ENLISTMENT OR REENLISTMENT BY DATE	TOTAL	2 YEARS	3 YEARS	4 YEARS	5 YEARS	6 YEARS
TOTAL	209,411	2,851	11,833	183,253	5,247	6,227
MALE - TOTAL	207,374	2,786	11,780	181,349	5,238	6,221
FEMALE - TOTAL	2,037	65	53	1,904	9	6
No Prior Service Enlistment - Total	108,348	68	-	108,280	-	-
Male	106,802	68	-	106,734	-	-
Female	1,546	-	-	1,546	-	-
Enlistment for Officer Candidate School, Aviation Cadet or Officer Training School - Total	2,783	a/2,783	-	-	-	-
Male	2,718	2,718	-	-	-	-
Female	65	65	-	-	-	-
Prior Service Enlistment - Total	5,390	-	82	5,268	33	7
Male	5,377	-	82	5,255	33	7
Female	13	-	-	13	-	-
Immediate Reenlistment - Total	92,890	-	11,751	69,705	5,214	6,220
Male	92,477	-	11,698	69,360	5,205	6,214
Female	413	-	53	345	9	6

a/ Includes 370 Enlistments for Aviation Cadets.

Source: Statistics and Reports Division, Directorate of Data Systems and Statistics, Comptroller of the Air Force.

TABLE 139 — ENLISTMENTS BY EDUCATIONAL LEVEL WORLD-WIDE, BY QUARTER — FY 1962

DATE AND TYPE OF ENLISTMENT	EDUCATIONAL LEVEL												
	TOTAL			Non-High School or Non-Graduate		High School Graduate		Less Than 2 Years College		More Than 2 Years College No Degree		One or More Degrees	
	Total	Male	Fe-Male	Male	Fe-Male	Male	Fe-Male	Male	Fe-Male	Male	Fe-Male	Male	Fe-Male
TOTAL a/	116,521	114,897	1,624	15,997	3	79,333	1,392	9,644	111	6,427	52	3,496	66
No Prior Service Enlistment - Total	108,348	106,802	1,546	15,248	3	75,369	1,381	9,307	110	5,825	51	1,053	1
First Quarter (1 Jul 1961 through 30 Sep 1961)	33,837	33,389	448	4,367	2	24,697	401	2,736	29	1,309	16	280	-
Second Quarter (1 Oct 1961 through 31 Dec 1961)	24,051	23,674	377	3,043	-	15,953	344	2,539	24	1,742	8	397	1
Third Quarter (1 Jan 1962 through 31 Mar 1962)	27,492	27,172	320	3,451	-	18,855	273	2,742	32	1,867	15	257	-
Fourth Quarter (1 Apr 1962 through 30 Jun 1962)	22,968	22,567	401	4,387	1	15,864	363	1,290	25	907	12	119	-
Prior Service Enlistment - Total	5,390	5,377	13	749	-	3,953	11	319	1	287	1	69	-
First Quarter	1,438	1,436	2	213	-	995	2	98	-	95	-	35	-
Second Quarter	1,508	1,502	6	217	-	1,098	5	91	1	82	-	14	-
Third Quarter	1,447	1,443	4	188	-	1,109	3	71	-	64	1	11	-
Fourth Quarter	997	996	1	131	-	751	1	59	-	46	-	9	-
Enlistment for Officer Candidate School, Aviation Cadet, or Officer Training School - Total	2,783	2,718	65	-	-	11	-	18	-	315	-	2,374	65
First Quarter	449	428	21	-	-	7	-	8	-	100	-	313	21
Second Quarter	669	653	16	-	-	1	-	3	-	89	-	560	16
Third Quarter	703	694	9	-	-	1	-	6	-	78	-	609	9
Fourth Quarter	962	943	19	-	-	2	-	1	-	48	-	892	19

a/ Includes 72 Inductees (Unspecified USAF Component)

Source: Statistics and Reports Division, Directorate of Data Systems and Statistics, Comptroller of the Air Force.

686559 O - 63 - 19

TABLE 140 – NON-PRIOR SERVICE ENLISTMENTS BY ARMED FORCES QUALIFICATION TEST (AFQT) MENTAL GROUP, BY QUARTER – FY 1962

(AFQT Mental Group indicates the group to which an airman belongs as determined by the score he has made on the Armed Forces Qualification Test (AFQT). The table excludes inductees.)

DATE OF ENLISTMENT and ENLISTMENT BY SEX	TOTAL		PERSONNEL BY MENTAL GROUP							
			Group 1 (93 Through 100)		Group 2 (65 Through 92)		Group 3 (31 Through 64)		Group 4 (10 Through 30)	
	Number	Per Cent	Number	Per Cent	Number	Per Cent	Number	Per Cent	Number	Per Cent
TOTAL	108,276	100.0	8,968	8.3	45,549	42.1	45,953	42.4	7,806	7.2
MALE-TOTAL a/	106,730	100.0	8,876	8.3	44,112	41.3	45,936	43.1	7,806	7.3
FEMALE-TOTAL	1,546	100.0	92	6.0	1,437	92.9	17	1.1	-	-
First Quarter (1 Jul 61 through 30 Sep 61)-Total	33,837	100.0	2,569	7.6	14,237	42.1	14,994	44.3	2,037	6.0
Male	33,389	100.0	2,541	7.6	13,820	41.4	14,991	44.9	2,037	6.1
Female	448	100.0	28	6.2	417	93.1	3	.7	-	-
Second Quarter (1 Oct 61 through 31 Dec 61)-Total	24,012	100.0	2,353	9.8	11,382	47.4	9,433	39.3	844	3.5
Male	23,635	100.0	2,335	9.9	11,023	46.6	9,433	39.3	844	3.6
Female	377	100.0	18	4.8	359	95.2	-	-	-	-
Third Quarter (1 Jan 62 through 31 Mar 62)-Total	27,471	100.0	2,596	9.5	11,600	42.2	10,851	39.5	2,424	8.8
Male	27,151	100.0	2,574	9.5	11,308	41.7	10,845	39.9	2,424	8.9
Female	320	100.0	22	6.9	292	91.3	6	1.8	-	-
Fourth Quarter (1 Apr 62 through 30 Jun 62)-Total	22,956	100.0	1,450	6.3	8,330	36.3	10,675	46.5	2,501	10.9
Male	22,555	100.0	1,426	6.3	7,961	35.3	10,667	47.3	2,501	11.1
Female	401	100.0	24	6.0	369	92.0	8	2.0	-	-

a/ Excludes 72 Inductees (Unspecified USAF Component).

Source: Statistics and Reports Division, Directorate of Data Systems and Statistics, Comptroller of the Air Force.

TABLE 141 — NON-BATTLE DEATHS OF USAF OFFICERS BY AERONAUTICAL RATING, BY GRADE IN WHICH SERVING AT TIME OF DEATH, WORLD-WIDE, SEMIANNUALLY — FY 1962

GRADE	TOTAL	PILOT DEATHS			NAVIGATORS/OBSERVER DEATHS		
		TOTAL	First Half FY 1962 (1 Jul 1961 Through 31 Dec 1961)	Last Half FY 1962 (1 Jan 1962 Through 30 Jun 1962)	TOTAL	First Half FY 1962 (1 Jul 1961 Through 31 Dec 1961)	Last Half FY 1962 (1 Jan 1962 Through 30 Jun 1962)
TOTAL . . .	257	192	89	103	65	25	40
General	-	-	-	-	-	-	-
Colonel	4	3	1	2	1	-	1
Lieutenant Colonel	14	12	4	8	2	1	1
Major	50	39	21	18	11	5	6
Captain	108	83	35	48	25	10	15
First Lieutenant.	73	51	24	27	22	6	16
Second Lieutenant	8	4	4	-	4	3	1

Source: Statistics and Reports Division, Directorate of Data Systems and Statistics, Comptroller of the Air Force.

TABLE 142 — NON-BATTLE DEATHS OF USAF OFFICERS AND AIRMEN BY GRADE IN WHICH SERVING AT TIME OF DEATH, WORLD- WIDE, SEMIANNUALLY — FY 1962

GRADE	OFFICER DEATHS			AIRMAN GRADE	AIRMAN DEATHS		
	Total	First Half FY 1962 (1 Jul 1961 Through 31 Dec 1961)	Last Half FY 1962 (1 Jan 1962 Through 30 Jun 1962)		Total	First Half FY 1962 (1 Jul 1961 Through 31 Dec 1961)	Last Half FY 1962 (1 Jan 1962 Through 30 Jun 1962)
TOTAL	336	153	183	TOTAL	1,019	475	544
General	-	-	-	Chief Master Sergeant.	10	3	7
Colonel	5	1	4	Senior Master Sergeant	13	4	9
Lieutenant Colonel. .	29	11	18	Master Sergeant. . . .	103	62	41
				Tech Sergeant.	135	45	90
Major	68	36	32	Staff Sergeant	208	87	121
Captain	124	55	69	Airman First Class . .	197	101	96
				Airman Second Class. .	213	104	109
First Lieutenant. . .	78	32	46	Airman Third Class	125	62	63
Second Lieutenant . .	19	10	9	Airman Basis	15	7	8
Warrant Officer . . .	13	8	5	Aviation Cadet	-	-	-

Source: Statistics and Reports Division, Directorate of Data Systems and Statistics, Comptroller of the Air Force.

TABLE 143 – NON-BATTLE DEATHS OF USAF OFFICERS BY AGE GROUP, BY GRADE IN WHICH SERVING AT TIME OF DEATH, WORLD-WIDE, SEMIANNUALLY – FY 1962

GRADE	TOTAL	AGE GROUP							
		20 Through 24	25 Through 29	30 Through 34	35 Through 39	40 Through 44	45 Through 49	50 Through 54	55 And Older
TOTAL	336	25	101	55	38	71	31	12	3
FIRST HALF FY 1962 - TOTAL	153	13	44	18	17	38	18	5	-
General	-	-	-	-	-	-	-	-	-
Colonel	1	-	-	-	-	-	1	-	-
Lieutenant Colonel	11	-	-	-	1	4	4	2	-
Major	36	-	-	-	4	22	9	1	-
Captain	55	-	16	17	11	9	2	-	-
First Lieutenant	32	5	26	1	-	-	-	-	-
Second Lieutenant	10	8	2	-	-	-	-	-	-
Warrant Officer	8	-	-	-	1	3	2	2	-
LAST HALF FY 1962 - TOTAL	183	12	57	37	21	34	12	7	3
General	-	-	-	-	-	-	-	-	-
Colonel	4	-	-	-	-	-	3	-	1
Lieutenant Colonel	18	-	-	-	1	7	3	5	2
Major	32	-	-	1	6	19	4	2	-
Captain	69	-	16	33	14	5	1	-	-
First Lieutenant	46	4	40	2	-	-	-	-	-
Second Lieutenant	9	8	1	-	-	-	-	-	-
Warrant Officer	5	-	-	1	-	3	1	-	-

Source: Statistics and Reports Division, Directorate of Data Systems and Statistics, Comptroller of the Air Force.

TABLE 144 – NON-BATTLE DEATHS OF AIRMEN BY AGE GROUP, BY GRADE IN WHICH SERVING AT TIME OF DEATH, WORLD-WIDE, SEMIANNUALLY – FY 1962

GRADE	TOTAL	AGE GROUP								
		17 Through 19	20 Through 24	25 Through 29	30 Through 34	35 Through 39	40 Through 44	45 Through 49	50 Through 54	55 And Older
TOTAL	1,019	83	204	152	132	109	128	71	31	9
FIRST HALF FY 1962 - TOTAL	475	47	140	78	58	48	53	34	14	3
Chief Master Sergeant	3	-	-	-	-	1	-	2	-	-
Senior Master Sergeant	4	-	-	-	1	1	1	1	-	-
Master Sergeant	62	-	-	-	3	13	24	13	7	2
Technical Sergeant	45	-	-	1	16	10	8	9	1	-
Staff Sergeant	87	-	3	31	18	13	11	7	4	-
Airman First Class	101	-	33	34	14	9	8	1	1	1
Airman Second Class	104	13	73	10	4	1	1	1	1	-
Airman Third Class	62	29	30	1	2	-	-	-	-	-
Airman Basic	7	5	1	1	-	-	-	-	-	-
Aviation Cadet	-	-	-	-	-	-	-	-	-	-
LAST HALF FY 1962 - TOTAL	544	36	164	74	74	61	75	37	17	6
Chief Master Sergeant	7	-	-	-	-	2	4	-	1	-
Senior Master Sergeant	9	-	-	-	-	3	5	-	1	-
Master Sergeant	41	-	-	-	3	4	17	13	2	2
Technical Sergeant	90	-	-	-	16	25	29	11	8	1
Staff Sergeant	121	-	3	29	40	20	10	12	5	2
Airman First Class	96	-	37	31	10	7	9	1	-	1
Airman Second Class	109	13	78	13	4	-	1	-	-	-
Airman Third Class	63	20	41	1	1	-	-	-	-	-
Airman Basic	8	3	5	-	-	-	-	-	-	-
Aviation Cadet	-	-	-	-	-	-	-	-	-	-

Source: Statistics and Reports Division, Directorate of Data Systems and Statistics, Comptroller of the Air Force.

TABLE 145 — NON-BATTLE DEATHS OF USAF OFFICERS BY AGE GROUP, BY CAUSATIVE AGENT, WORLD-WIDE, SEMIANNUALLY — FY 1962

CAUSATIVE AGENT	TOTAL	AGE GROUP							
		20 Through 24	25 Through 29	30 Through 34	35 Through 39	40 Through 44	45 Through 49	50 Through 54	55 And Older
FY 1962 - Total	336	25	101	55	38	72	30	12	3
FIRST HALF FY 1962 - TOTAL. . . .	153	13	44	18	17	38	18	5	-
Aircraft Accident	73	4	33	12	12	11	1	1	-
Vehicle Accident.	21	5	7	1	1	4	1	2	-
Disease	38	1	1	2	1	16	14	3	-
Other	21	3	3	3	3	7	2	-	-
LAST HALF FY 1962 - TOTAL	183	12	57	37	21	34	12	7	3
Aircraft Accident	109	4	48	29	12	13	3	-	-
Vehicle Accident.	25	7	7	4	3	1	1	2	-
Disease	40	1	2	3	5	15	6	5	3
Other	9	-	-	1	1	5	2	-	-

Source: Statistics and Reports Division, Directorate of Data Systems and Statistics, Comptroller of the Air Force.

TABLE 146 — NON-BATTLE DEATHS OF AIRMEN BY AGE GROUP, BY CAUSATIVE AGENT, WORLD-WIDE, SEMIANNUALLY — FY 1962

CAUSATIVE AGENT	TOTAL	AGE GROUP								
		17 Through 19	20 Through 24	25 Through 29	30 Through 34	35 Through 39	40 Through 44	45 Through 49	50 Through 54	55 And Older
FY 1962 - Total . . .	1,019	83	304	152	132	109	128	71	31	9
FIRST HALF FY 1962 - TOTAL	475	47	140	78	58	48	53	34	14	3
Aircraft Accident. . . .	16	-	5	3	4	2	2	-	-	-
Vehicle Accident	189	24	87	35	20	11	10	2	-	-
Disease.	139	10	13	13	16	19	29	27	10	2
Other.	131	13	35	27	18	16	12	5	4	1
LAST HALF FY 1962 - TOTAL.	544	36	164	74	74	61	75	37	17	6
Aircraft Accident. . . .	57	1	16	14	13	7	5	1	-	-
Vehicle Accident	176	21	81	33	20	13	6	2	-	-
Disease.	165	2	16	10	17	23	46	30	15	6
Other.	146	12	51	17	24	18	18	4	2	-

Source: Statistics and Reports Division, Directorate of Data Systems and Statistics, Comptroller of the Air Force.

TABLE 147 — USAF RETIRED MILITARY PERSONNEL BY GRADE FOR PAY, BY TYPE OF RETIREMENT, BY COMPONENT, WORLD-WIDE — AS OF 30 JUN 1962.

(The data included herein represent inventories of USAF Military Retired Personnel regardless of whether or not the individual is receiving retired pay.)

GRADE FOR PAY	TOTAL	TYPE OF RETIREMENT					
		Non - Disability		Temporary Disability		Permanent Disability	
		Regular	Non-Regular	Regular	Non-Regular	Regular	Non-Regular
	OFFICERS						
TOTAL	25,304	3,637	11,227	108	348	1,213	8,771
General	517	249	36	-	-	219	13
Colonel	3,356	1,395	1,185	17	3	454	302
Lieutenant Colonel	5,971	1,014	3,810	14	50	205	878
Major	5,601	357	3,757	28	84	125	1,250
Captain	3,553	29	1,252	25	114	101	2,032
First Lieutenant	2,912	-	201	8	73	34	2,596
Second Lieutenant	1,179	-	32	-	12	4	1,131
Warrant Officer	1,901	593	952	16	11	71	258
Flight Officer	314	-	2	-	1	-	311
	AIRMEN						
TOTAL	40,217	26,698	76	2,820	11	10,557	55
Chief Master Sergeant	462	436	-	8	-	18	-
Senior Master Sergeant	1,207	1,106	-	28	-	73	-
Master Sergeant	19,816	16,913	68	257	-	2,573	5
Technical Sergeant	6,472	4,669	1	370	1	1,428	3
Staff Sergeant	5,392	2,692	4	687	3	1,988	18
Airman First Class	2,682	659	3	546	1	1,457	16
Airman Second Class	2,376	140	-	606	4	1,619	7
Airman Third Class	1,425	54	-	247	1	1,118	5
Airman Basic	375	29	-	66	1	278	1
Aviation Cadet	10	-	-	5	-	5	-

Source: Statistics and Reports Division, Directorate of Data Systems and Statistics, Comptroller of the Air Force.

SAMPLE SURVEYS

INTRODUCTION

Data in the tables of this section, except for strength data, were derived from the sample survey of military personnel conducted in May 1962. Airman and officer strength totals and the strength percentage for each grade are based on actual data as reported by official Air Force sources as of 31 May 1962.

The Sample Survey is designed to include 10.0 per cent of the officers and 5.0 per cent of the airmen. The actual response for the May 1962 survey shown as a percentage of the actual population was 8.5 per cent for officers and 4.2 per cent for airmen.

All data in these tables, except the total strength figures, are presented as percentages. Numerical amounts for any item may be obtained by application of the appropriate percentage to the applicable strength total. Due to rounding, the sum of the percentages for any characteristic or attitude may not total exactly 100.0 per cent.

Data in these tables constitute only a summary of total data obtained by the sample survey. More detailed information as well as the actual questions and response items are contained in the "US Air Force Personnel Report Characteristics and Attitudes from Sample Surveys (SS-PS-1G, Compendium)" which is prepared from sample surveys and released as part of the SS-PS-1 series of personnel reports. In addition, trend data derived from sample surveys is available in an annual publication titled "Trends in Air Force Military Personnel Attributes," SS-PS-1I. In "Trends", certain characteristics and attributes of Air Force military personnel obtained from several sample surveys are presented at various times.

DEFINITIONS for items in this section are covered in "Military Personnel" definitions.

TABLE 148 – PERCENTAGED DISTRIBUTION OF USAF MALE COMMISSIONED OFFICERS BY YEAR IN WHICH SERVING IN ACTIVE MILITARY SERVICE, BY SELECTED CHARACTERISTICS AND ATTITUDES, WORLD–WIDE – 31 MAY 1962

SELECTED CHARACTERISTICS AND ATTITUDES	TOTAL	PERCENTAGED DISTRIBUTION BY YEAR IN WHICH SERVING								
		First	Second	Third	Fourth	Fifth Thru Eighth	Ninth Thru Eighteenth	Nine-teen-th	Twen-tieth	Twenty-first And Over
ACTUAL STRENGTH (31 MAY 1962)	126,762	6.3	6.5	7.3	5.7	19.1	50.6	5.1	9.9	16.3
PER CENT - TOTAL	100.0%	100.0	100.0	100.0	100.0	100.0	100.0	100.0	100.0	100.0
GRADE IN WHICH SERVING										
Colonel	3.9	-	-	-	0.2	0.2	0.7	4.1	4.6	23.6
Lieutenant Colonel	11.5	1.9	1.3	-	1.1	1.1	4.5	25.0	34.1	45.3
Major	18.5	2.1	1.9	0.4	2.7	3.1	24.0	50.7	46.7	21.8
Captain	38.0	18.4	18.0	15.4	13.5	44.7	64.6	18.1	14.1	8.5
First Lieutenant	20.1	16.7	34.4	63.2	77.0	45.7	5.6	2.1	0.4	0.6
Second Lieutenant	8.0	60.9	44.4	21.0	5.5	5.2	0.6	-	-	0.3
MOST FAVORABLE FEATURES OF AIR FORCE CAREER										
Adventure, Travel, New Experience	8.9	16.8	16.1	14.4	16.2	11.1	5.6	5.3	5.8	6.8
Opportunities For More Training And Education	12.8	24.2	23.7	26.6	22.3	17.7	9.3	6.2	7.7	6.0
Retirement Benefits	20.4	14.3	14.8	17.0	11.7	14.7	23.4	27.4	24.3	21.0
Security	6.1	7.6	9.9	5.0	6.4	5.4	5.0	6.0	4.8	5.9
Leisure Available For Recreation	0.6	3.3	2.4	1.8	1.3	0.4	0.2	-	-	0.1
Prestige And Status In The Air Force	7.4	4.0	3.5	4.0	4.6	5.2	7.4	10.8	9.6	13.0
Pay And Allowances	2.9	1.6	-	1.8	2.0	2.7	3.1	3.5	3.3	2.7
Good Promotion Opportunities	0.3	0.5	0.3	1.2	0.7	0.3	0.2	0.2	-	0.1
Air Force A Good Place To Raise Family	0.9	0.7	1.6	0.6	0.4	0.4	1.2	1.2	1.3	0.8
Like Military Life In General	12.5	4.5	6.2	5.0	4.6	9.6	14.0	17.7	16.7	18.1
Like Flying And Aviation	16.5	10.0	8.9	12.4	19.2	21.7	19.7	11.3	15.4	15.8
Like My Job And Duty Assignments	7.2	6.4	6.2	4.2	6.9	5.9	8.2	6.5	8.6	7.5
Personal Control Over My Affairs And Future	0.2	0.5	-	0.2	0.2	0.1	0.3	-	0.1	0.2
Accrued Terminal Leave	0.1	0.3	-	0.8	0.4	0.1	0.1	-	-	-
Some Other Feature	2.1	2.6	3.8	2.4	2.0	2.3	1.9	3.0	2.1	1.9
Nothing Favorable	1.1	2.8	2.7	2.6	1.3	2.3	0.5	0.9	0.2	0.3
UNFAVORABLE FEATURES OF AIR FORCE CAREER										
Don't Like Military Life In General	1.0	3.1	4.6	2.8	1.5	1.5	0.3	0.2	0.2	0.2
Not Enough Promotion Opportunities	11.1	5.0	4.8	5.4	4.4	6.9	15.5	11.9	13.0	11.3
Plan On Going To School Or College	0.8	0.5	1.6	2.4	2.2	1.1	0.4	0.7	0.6	0.3
Doesn't Provide The Kind Of Work I Like Or Trained To Do	5.1	9.3	12.4	13.6	8.8	6.6	3.5	3.7	2.7	2.6
Personal Freedom Is Limited Too Much	3.9	7.9	4.0	5.2	8.8	3.9	2.6	4.1	3.0	3.3
Civilian Life Offers Greater Career Or Professional Opportunities	7.9	24.4	17.2	16.8	14.1	8.6	4.6	5.5	5.4	6.2
Can Make More Money In Civilian Life	7.0	13.1	12.1	11.2	9.0	8.9	5.4	4.1	4.6	6.6
Advancement Based Too Strongly On Seniority	10.1	5.7	7.0	6.0	11.3	10.7	14.1	11.2	6.9	4.5
Housing Inadequate Or Too Expensive	14.1	6.4	8.6	6.6	5.5	12.6	14.4	16.3	18.3	18.5
Separations From Family, Friends Or Home Town	6.5	4.3	4.0	6.0	7.7	7.6	6.3	6.9	7.6	6.5
Features Connected With Changes Of Station	4.9	3.3	1.9	3.0	1.8	3.4	5.0	6.4	7.1	7.3
Lack Of Opportunity For AF Training	1.9	0.7	1.6	2.2	1.8	2.1	1.9	1.6	2.0	2.1

Personal Control Over My Affairs And Future	6.2	5.9	9.1	6.8	6.6	6.3	5.3	7.3	8.0	6.7
Too Many Separations For Married Life	9.3	5.9	6.7	6.4	10.4	11.8	10.8	8.7	7.5	8.2
Some Other Feature	5.5	1.9	1.9	3.2	3.7	3.8	6.2	7.3	8.8	7.3
Nothing Unfavorable	4.5	2.6	2.4	2.4	2.6	3.9	3.8	3.9	4.2	8.5
EFFECT FORMAL COUNSELING HAD ON CAREER PLANS										
Had Counseling And: (Influenced Me Toward Staying In Air Force	12.5	14.8	15.1	19.4	14.3	15.5	11.3	7.6	10.5	10.1
(No Influence On My Plans	32.4	36.7	50.0	49.6	51.6	38.4	27.6	26.6	23.9	26.5
(Influenced Me Against Staying In Air Force	1.3	3.3	3.0	3.0	1.5	2.5	0.6	0.5	0.8	0.4
Not Had Counseling And: (Influenced Me Toward Staying In Air Force	1.3	1.7	0.5	0.8	0.9	1.4	0.9	0.9	1.9	2.1
(No Influence On My Plans	51.2	41.9	29.0	24.2	30.2	40.5	58.8	62.8	61.7	59.3
(Influenced Me Against Staying In Air Force	1.3	1.6	2.4	3.0	1.6	1.7	0.8	1.6	1.2	1.5
AIR FORCE CAREER PLANS										
Remain On Active Duty Indefinitely Or Until Retirement	77.3	27.6	30.2	40.1	43.4	70.3	93.4	94.7	89.8	84.8
Remain On Active Duty Only Until I Complete My Present Commitment	8.0	31.7	31.5	26.9	21.0	8.9	1.3	1.4	4.4	2.9
Would Prefer To Separate Immediately	4.1	8.1	10.0	13.0	12.2	8.2	1.0	0.2	0.7	3.2
Undecided	10.6	32.6	28.3	20.0	23.4	12.6	4.3	3.7	5.1	9.1
CAREER PLANS WHEN FIRST ENTERED AIR FORCE										
Make The Air Force My Career	29.3	18.1	15.9	21.8	28.6	28.3	27.7	33.5	31.3	43.9
Stay In The Air Force Longer Than Obligated Tour	3.1	4.5	3.8	5.8	4.0	3.8	2.9	2.5	1.9	2.2
Serve A Minimum Tour (Or Wartime "Duration Plus 6 Months")	29.2	24.5	24.5	19.0	13.5	20.8	35.9	41.5	36.3	25.8
Had Not Thought About It	5.7	1.7	0.8	1.6	1.5	2.4	6.9	8.0	10.7	8.0
Undecided	32.7	51.1	55.1	51.8	52.4	44.8	26.6	14.4	19.8	20.1
RATING AND FLYING STATUS										
On Flying Status: (Pilot	39.0	9.0	13.8	15.9	33.2	42.1	47.0	45.9	49.2	48.0
(Navigator/Observer	15.2	5.4	17.8	24.1	22.6	22.3	17.7	12.4	10.8	6.9
(Flight Surgeon	0.6	1.9	0.3	0.6	0.4	1.0	0.5	0.9	0.2	0.5
(Non-Rated And Other	2.1	14.5	4.1	2.4	2.2	1.4	1.0	1.8	0.6	0.7
Not On Flying Status: (Rated	9.3	2.1	3.8	1.0	3.3	4.4	9.9	14.7	19.5	15.5
(Non-Rated And Other	33.7	67.2	60.3	56.0	38.3	28.8	24.0	24.3	19.6	28.5
FAMILY FEELING ABOUT AIR FORCE CAREER										
Like It Very Much	30.8	11.9	10.8	14.4	15.3	22.5	36.2	40.2	38.3	42.7
Like It	32.2	18.1	18.9	23.6	24.5	35.1	36.5	35.9	34.7	32.7
Neutral	24.8	40.9	38.8	34.2	36.1	28.4	20.5	20.2	18.4	17.0
Dislike It	7.6	16.2	18.3	16.2	14.2	9.4	4.9	2.8	6.0	4.9
Dislike It Very Much	2.9	7.2	10.0	8.4	6.9	3.1	1.4	0.9	1.8	1.9
Don't Know	1.6	5.7	3.2	3.2	2.9	1.5	0.6	0.0	1.0	0.9
PROBABLE RETIREMENT DATE										
Do Not Plan To Remain On Active Duty Until Retirement	10.6	37.3	39.7	37.9	30.7	16.4	2.6	0.0	0.6	1.1
Undecided	10.5	36.3	32.2	26.7	28.3	14.3	4.1	1.4	1.3	3.6
Expect To Retire: (Before July 1962	0.6	0.0	0.3	0.4	0.2	0.3	0.1	0.0	0.8	2.5
(Jul 62 Through Jun 63	4.9	0.3	1.6	0.6	0.5	0.6	0.1	3.2	28.5	14.6
(Jul 63 Through Jun 64	4.4	2.2	1.4	0.2	0.2	0.3	0.5	22.7	10.8	14.3
(Jul 64 Through Jun 65	3.9	0.9	-	0.4	0.4	0.1	2.5	15.4	11.1	8.6
(Jul 65 Through Jun 66	4.3	0.2	0.3	0.2	-	-	5.1	11.0	6.5	8.3
(Jul 66 Through Jun 67	4.7	0.7	0.8	0.2	0.2	0.2	6.9	3.9	5.1	8.1
(Jul 67 Through Jun 68	5.4	0.2	-	-	0.5	0.3	9.2	5.5	4.2	7.9
(Jul 68 Through Jun 69	4.5	0.2	-	0.2	0.7	0.1	7.5	4.6	5.1	5.9
(Jul 69 Through Jun 70	3.9	0.9	0.3	0.8	0.9	0.3	5.7	4.1	2.7	6.9
(Jul 70 Through Jun 71	4.1	0.3	-	1.2	-	0.8	6.3	4.1	3.6	6.4
(After June 1971	38.3	20.6	23.5	31.3	37.4	66.3	49.6	24.1	19.6	11.9

TABLE 148 — PERCENTAGED DISTRIBUTION OF USAF MALE COMMISSIONED OFFICERS BY YEAR IN WHICH SERVING IN ACTIVE MILITARY SERVICE, BY SELECTED CHARACTERISTICS AND ATTITUDES, WORLD-WIDE — 31 MAY 1962 (CONTINUED)

SELECTED CHARACTERISTICS AND ATTITUDES	TOTAL	PERCENTAGED DISTRIBUTION BY YEAR IN WHICH SERVING								
		First	Second	Third	Fourth	Fifth Thru Eighth	Ninth Thru Eighteenth	Nine-teen-th	Twen-tieth	Twenty-first And Over
EDUCATIONAL LEVEL (COUNT GED CREDIT, IF ANY)										
Less Than High School Graduate	0.4	0.5	-	-	0.2	0.2	0.2	0.5	0.6	0.5
High School Graduate	9.7	0.3	0.5	2.0	4.4	5.7	10.7	14.5	13.9	13.6
Less Than Two Years Of College	13.2	2.2	3.3	12.4	9.5	10.1	15.6	15.7	17.0	13.8
Registered Nurse Diploma	2.0	0.2	0.5	0.8	-	0.6	0.3	0.2	0.1	0.1
Two Years Or More Of College No Bachelors Degree	24.0	3.3	7.7	10.2	12.2	13.7	29.6	39.4	37.5	33.0
College Degree (BS, BA, Or Equivalent, Except LL.B)	30.3	51.4	51.0	45.6	53.8	49.4	24.0	14.3	15.0	20.9
Law Degree (LL.B)	1.5	3.8	2.5	3.0	0.9	1.5	1.3	1.4	2.0	1.2
Postgraduate Work Beyond Bachelor Degree	7.4	7.6	9.3	7.0	9.5	9.6	7.7	6.5	4.5	6.6
Master's Degree	6.9	4.5	5.8	6.4	3.8	4.3	8.7	6.0	8.2	8.5
Doctorate Degree	0.5	0.7	0.8	0.8	0.4	0.4	0.5	0.2	0.6	0.9
Medical Or Dental Degrees (MD, DDS, Vet'n, Etc.)	4.2	25.5	18.6	11.8	5.3	4.4	1.6	1.4	0.6	0.8
MOST IMPORTANT REASON FOR STAYING IN OR LEAVING AF										
Like Military Life	14.9	5.9	5.1	4.4	5.8	11.0	16.5	19.0	19.0	23.8
Like Flying And Aviation	18.1	11.2	11.8	13.4	18.8	22.9	21.7	15.4	18.1	16.5
Like My Job And Duty Assignments	9.5	4.0	5.9	5.8	6.8	7.9	11.0	13.5	9.5	9.6
Adventure, Travel, New Experiences	3.6	5.3	3.5	1.8	6.8	4.7	2.9	1.8	1.9	2.4
Retirement Benefits And Equity	14.6	5.2	4.3	6.6	4.2	9.9	18.3	21.3	15.5	16.7
Because Of Amount Of Service Toward Retirement	5.9	0.7	0.8	0.0	0.5	1.2	8.2	8.5	12.2	7.2
Pay, Allowances And Fringe Benefits	4.0	5.7	3.8	3.2	4.4	4.5	3.7	4.6	2.6	2.8
Opportunities For More Training And Education In The AF	6.1	12.2	11.0	12.6	10.9	10.6	4.6	1.1	2.3	1.7
Contribution To National Defense Effort	6.1	3.3	4.6	4.8	3.6	6.3	6.4	6.2	7.2	8.2
Feel My Personal Freedom Is Limited Too Much	1.4	7.6	6.5	7.0	2.0	1.5	0.1	0.0	0.1	0.5
Little Opportunity To Select Geographical Area Of Employment	0.6	2.2	2.2	1.6	1.1	0.6	0.3	0.0	0.1	0.1
AF Hasn't Provided Preferred Kind Of Work	2.0	7.6	9.7	10.0	5.7	2.1	0.4	0.5	0.1	0.5
Easier To Change Employment In Civilian Life	0.2	-	0.5	1.0	0.9	0.2	-	-	-	-
Unable To Obtain Desired Schooling At This Time	0.9	1.0	2.2	2.6	2.9	1.9	0.3	0.5	0.1	0.2
Know I Can Make More Money In Civilian Life	1.7	8.1	5.4	4.8	3.1	2.6	0.4	-	0.2	1.1
AF Does Not Give Me A Feeling Of "Belonging"	0.2	0.3	0.3	0.2	-	0.2	0.1	-	0.2	0.4
Did Not (Or If I Do Not) Make Regular	0.6	0.3	1.1	0.6	3.1	0.8	0.3	-	1.4	0.4
Elimination From Flying Training	0.3	1.2	0.3	1.0	0.7	0.1	0.1	-	0.2	0.3
Taken Off (Or If Taken Off) Flying Status	0.9	0.2	1.1	0.4	0.4	0.7	1.1	1.6	1.4	1.2
Low Quality Of Leadership And Management	1.7	2.8	2.4	3.8	5.3	2.1	0.6	1.6	1.7	1.3
Family Considerations	2.1	5.3	4.6	5.2	4.6	2.4	0.9	0.9	1.3	1.3
Frequent Changes Of Station	0.4	1.4	1.9	0.6	1.1	0.4	0.1	-	0.1	0.2
Promotion Based Too Much On Seniority	1.0	1.6	2.7	2.2	2.7	1.3	0.8	0.5	1.0	0.3
Lack Of Stability Of Personnel Policies	1.0	0.3	0.5	0.6	0.7	0.8	0.6	1.4	1.9	2.1
Little Chance To Use Managerial Ability	0.2	0.2	0.3	0.4	-	0.3	0.1	0.2	0.2	0.1
Don't Like Military Life In General	0.6	3.4	4.0	1.6	1.5	1.1	-	0.2	-	-
Other	1.5	2.9	3.8	3.8	2.4	1.9	0.7	1.1	1.4	0.9

MOST IMPORTANT REASON FOR ORIGINAL ENTRY ON AF ACTIVE DUTY										
Can't Remember	1.3	1.0	1.9	0.4	0.6	0.9	1.1	1.6	0.8	1.5
Was Drafted, Ordered To Active Duty, Or Reassigned	10.2	7.4	2.7	2.4	3.1	7.8	11.6	14.2	16.4	12.5
Travel, Adventure, And New Experiences	3.4	2.4	3.0	3.6	4.2	1.8	2.4	1.8	1.5	3.3
Joined In Preference To Other Military Services	18.1	17.6	18.6	16.8	13.4	14.0	22.2	20.0	22.0	13.7
Career Opportunities Looked Better Than Civilian Life	5.3	3.8	4.0	6.6	5.9	5.3	4.3	3.9	1.8	6.7
Air Force Pay And Fringe Benefits	0.5	0.9	0.5	1.0	0.7	0.7	0.4	-	0.1	0.5
Air Force Education And Tech Training For Use Later As Civilian	2.2	3.1	4.0	3.2	2.0	2.4	1.8	1.4	1.7	2.0
Advantages Of The GI Bill In Civilian Life	11.3	6.6	4.3	4.4	3.1	4.1	12.4	20.9	18.2	16.9
Patriotic Feelings And National Defense	30.5	19.3	18.6	26.4	34.9	37.4	32.1	29.8	32.3	35.3
Interested In Aviation And Flying	1.6	0.9	1.3	1.2	-	1.5	0.9	1.8	0.6	2.9
Security Of AF Life (Steady Job And Retirement)	11.2	31.6	35.0	28.8	26.6	18.1	7.0	1.8	1.9	1.9
None Of The Above Reasons	4.4	5.4	5.9	5.2	5.5	6.1	3.8	2.8	2.6	2.8
SOURCE OF FIRST ACTIVE DUTY COMMISSION										
Never Served As A Commissioned Officer	2.5	0.2	0.3	-	0.5	0.2	0.1	0.2	0.1	0.9
USAFA, USAMA, Or USNA	3.6	1.9	3.8	4.0	4.0	6.3	3.7	2.1	2.4	2.6
Aviation Cadet (Or Flying Cadet)	43.7	4.5	12.4	24.4	24.9	26.5	56.5	62.4	69.3	57.8
OCS (Or Equivalent In Other Services)	9.8	1.7	0.3	0.6	1.5	4.9	13.5	14.7	9.9	16.7
AFROTC	20.7	45.8	50.0	45.5	58.3	50.2	12.0	0.2	0.2	0.4
ROTC (Other Than Air Force)	2.0	0.3	0.3	0.6	-	1.4	1.4	2.5	2.9	6.7
Direct Appointment	10.8	28.8	19.9	17.0	7.9	7.2	7.1	9.2	6.1	6.7
Officer Training School (OTS Since 1959)	1.8	12.1	10.5	6.2	1.3	0.8	0.3	0.7	0.6	0.5
Commissioned Directly From Flight Officer Status	2.6	-	-	-	-	0.6	3.6	5.5	5.9	3.9
Other (ORC, Etc.)	2.5	4.7	2.7	1.6	1.6	1.9	1.7	2.3	2.6	3.7
FACTORS INCREASING VALUE OF AIR FORCE CAREER										
More And Better Training	5.1	7.8	8.1	8.2	4.9	6.0	3.6	3.9	6.1	3.8
A Better System Of Dependent Medical Care	2.3	1.6	1.3	2.6	1.1	2.4	2.6	0.9	2.0	2.7
More Opportunity To Get Choice Of Base Assignment	6.3	11.6	9.2	8.4	7.8	6.8	4.9	5.5	3.7	3.7
A Changed Promotion System	11.5	8.6	8.4	10.0	12.4	10.6	13.0	12.4	11.7	11.5
A Changed Method Of Evaluating Officer Effectiveness	8.1	4.1	5.1	6.4	7.1	6.9	8.3	8.7	9.4	10.1
Less Frequent Travel And Changes Of Station	4.0	5.0	6.2	3.4	5.7	4.0	3.6	3.9	3.7	3.7
Reduce Uncertainty As To Retirement Status	11.0	2.9	3.0	4.0	6.4	8.8	14.6	13.1	13.0	12.4
Reduce Uncertainty As To Flying Status	6.8	4.5	3.2	2.8	8.6	7.6	8.1	7.1	7.1	6.7
Reduce Uncertainty As To Career Field	3.0	4.0	4.3	3.4	4.4	4.0	2.6	3.0	1.8	2.4
A Better Method Of Getting A Different Job Assignment	4.9	6.7	6.5	9.0	8.0	6.1	4.0	4.8	4.5	3.6
Increased Prestige Of An AF Career	4.5	2.1	3.0	4.6	2.2	3.3	4.3	7.1	7.7	6.9
Better Housing For Both Single And Married People	4.6	2.9	4.6	3.6	2.4	3.9	4.4	4.8	4.9	5.7
Increased Pay And Allowances	20.4	31.4	27.0	23.2	18.2	22.1	19.6	17.9	15.6	18.3
Increased Allowances For Travel, TDY, Dislocation And Quarters	1.5	0.9	1.1	0.8	2.2	1.9	1.4	0.9	1.9	1.6
Additional Special Pay While On "Alert Duty" Status	1.6	0.2	0.5	2.8	4.2	2.8	1.8	1.4	1.2	0.4
Increased Retirement Benefits	1.7	1.0	0.3	1.2	0.4	0.7	1.2	2.3	2.9	4.0
Remote And Insolated Duty Pay	0.2	-	0.5	-	0.4	0.2	0.2	0.2	-	0.3
Other	2.7	4.7	7.8	5.4	3.6	2.1	1.8	1.8	3.0	2.2
ENROLLED IN OFF-DUTY EDUCATION PROGRAM LEADING TO A DEGREE										
No	82.0	93.9	91.3	85.9	82.2	82.5	78.1	76.4	80.6	85.1
Yes, And Have Completed: (Less Than 15 Semester Hours	6.6	2.8	6.0	7.6	10.5	8.2	8.1	7.3	4.2	3.0
(16 Through 29 Semester Hours	2.5	0.5	0.3	1.6	2.0	1.9	3.5	1.6	3.4	1.6
(30 Through 44 Semester Hours	1.8	1.0	0.3	1.0	1.7	1.1	2.3	1.8	1.4	1.7
(45 Through 59 Semester Hours	0.9	0.2	0.3	0.8	0.7	0.7	1.0	1.1	1.2	0.9
(60 Through 74 Semester Hours	1.3	-	0.3	1.2	0.9	1.7	1.7	1.8	0.4	1.1
(75 Through 89 Semester Hours	1.2	-	0.8	0.2	0.4	0.4	1.5	2.5	3.2	1.3
(90 Through 104 Semester Hours	1.4	-	-	0.2	0.6	0.9	1.6	3.0	2.5	1.9
(105 Through 119 Semester Hours	0.8	0.5	0.3	0.4	0.4	0.4	0.8	1.8	1.2	1.3
(120 Through 134 Semester Hours	0.6	0.2	0.3	-	-	1.2	0.6	0.9	0.8	0.5
(135 And Over Semester Hours	1.0	0.9	0.3	1.0	0.7	1.0	0.8	1.6	1.1	1.7

TABLE 148 — PERCENTAGED DISTRIBUTION OF USAF MALE COMMISSIONED OFFICERS BY YEAR IN WHICH SERVING IN ACTIVE MILITARY SERVICE, BY SELECTED CHARACTERISTICS AND ATTITUDES, WORLD-WIDE — 31 MAY 1962 (CONTINUED)

SELECTED CHARACTERISTICS AND ATTITUDES	TOTAL	PERCENTAGED DISTRIBUTION BY YEAR IN WHICH SERVING								
		First	Second	Third	Fourth	Fifth Thru Eighth	Ninth Through Eighteenth	Nine-teen-th	Twen-tieth	Twenty-first And Over
NORMALLY OBTAIN COPY OF BASE NEWSPAPER										
Do Not Have Base Newspaper	10.8	8.8	6.5	7.2	6.8	9.8	10.6	12.9	14.1	15.9
See It Frequently But Not Interested In It	2.3	3.5	2.2	2.8	2.2	2.8	2.5	2.1	1.7	1.3
Can't Get A Copy	1.1	3.1	2.7	1.4	0.2	1.5	0.8	0.9	0.7	0.3
At Place Of Work	47.9	42.7	42.2	42.9	47.8	45.1	46.6	51.3	50.8	52.3
Delivered To Quarters	20.1	10.7	15.6	13.6	12.8	18.6	23.9	19.3	20.8	22.4
At Unit Day-Room	1.4	3.1	3.8	2.6	2.4	2.8	1.1	0.5	0.4	0.2
At The Club (Officers, NCO, Amn, Service)	9.8	13.1	17.5	17.0	21.4	12.7	8.5	8.0	6.1	4.4
At The Cafeteria/Snack Bar	2.2	5.2	2.7	2.2	2.6	1.8	2.4	2.1	2.1	0.9
At The Chapel	0.1	0.2	0.3	0.2	0.2	0.1	-	-	-	-
At The Library	0.2	0.3	0.8	0.2	-	0.2	0.2	-	0.2	0.1
At The Dining Hall	0.3	1.7	1.9	1.2	0.2	0.3	0.1	0.2	-	0.1
Other	3.8	7.6	4.0	8.6	3.6	4.6	3.3	2.8	3.1	2.1
READ SOME PART OF BASE NEWSPAPER										
Do Not Have Base Newspaper	10.8	9.0	6.5	7.4	6.4	9.7	10.6	12.8	14.3	16.0
Can't Get A Copy	0.6	2.2	1.3	1.4	0.2	0.8	0.3	0.2	0.6	0.2
Every Issue	46.0	41.0	44.5	42.8	41.6	41.6	47.0	49.1	48.2	50.8
Almost Every Issue	28.4	29.1	29.9	28.6	34.7	31.8	28.7	24.5	25.0	23.6
About Half The Issues	8.5	10.5	11.1	12.6	10.8	9.5	8.3	6.9	6.1	5.9
Very Seldom Read An Issue	5.3	7.6	6.5	6.6	6.0	6.4	4.6	6.2	5.4	3.3
Never Read	0.4	0.5	0.3	0.6	0.4	0.3	0.4	0.2	0.6	0.1
OPINION OF BASE NEWSPAPER AT PRESENT BASE										
Do Not Have Base Newspaper	11.0	9.2	6.2	7.4	6.6	10.1	10.8	12.8	14.8	16.1
Do Not Read Or Don't Read Enough To Say	5.8	11.2	8.9	8.8	8.2	6.9	4.9	5.3	5.0	2.2
Read Newspaper Fairly Regularly And Consider It: (Excellent	13.8	5.2	11.1	8.6	14.2	9.2	13.4	20.9	17.8	20.8
(Good	32.3	37.1	35.7	38.8	33.9	34.8	32.3	29.1	27.9	27.7
(Average	29.2	30.9	31.4	31.4	29.2	30.8	30.1	23.2	26.3	24.6
(Not Very Good	6.2	4.7	5.9	3.4	6.9	6.2	6.5	6.4	6.8	6.6
(Poor	1.7	1.7	0.8	1.6	0.9	2.1	1.8	2.3	1.4	2.0
CONSIDER NEWSPAPER GOOD ENOUGH TO SEND HOME										
Do Not Have A Base Newspaper	11.0	9.2	6.7	7.8	6.4	10.0	10.9	12.9	14.6	15.9
Don't Read Enough To Really Know	3.7	10.4	6.7	5.6	3.3	4.2	2.9	3.0	2.7	1.7
Consider Good Enough But Never Do Either	26.7	36.9	36.1	36.0	37.1	28.4	23.9	23.2	26.0	17.4
No, Don't Consider It Good Enough	13.5	11.9	14.3	11.8	16.5	14.9	14.2	14.5	10.1	11.9
Consider Good Enough To Take Home: (Fairly Regularly	27.7	16.8	18.3	18.4	18.1	22.2	30.6	32.4	31.6	36.9
(Occasionally	9.5	7.8	9.7	10.6	9.1	12.2	9.6	8.3	8.8	9.0
(But Infrequently	2.5	3.1	3.0	3.0	4.0	3.0	2.5	2.1	1.6	1.7
Consider Good Enough To Send Home: (Fairly Regularly	0.6	0.5	0.5	0.4	0.7	0.5	0.6	0.9	0.8	0.5
(Occasionally	2.3	1.9	2.4	1.4	1.3	1.6	2.4	1.6	2.3	2.6
(But Infrequently	2.4	1.6	2.2	5.0	3.5	2.9	2.4	1.1	1.4	2.3

READ SOME PART OF "AIRMAN" MAGAZINE										
Have Never Seen Magazine	2.9	18.1	8.3	4.4	1.6	2.8	1.2	1.2	0.7	1.1
Can't Get A Copy	2.7	2.4	1.9	2.0	1.8	2.9	3.1	1.8	2.6	2.7
Every Issue	16.7	6.2	8.3	16.2	14.8	14.0	17.3	18.2	19.8	23.6
Almost Every Issue	29.9	17.1	21.2	23.2	28.6	26.1	31.9	37.4	35.2	32.6
About Half The Issues	20.7	11.9	18.3	18.6	23.1	24.2	21.6	21.5	20.4	19.6
Very Seldom Read An Issue	24.5	35.3	34.7	31.8	27.1	26.8	23.5	19.4	20.0	19.2
Never Read	2.6	9.0	7.3	3.8	2.9	3.1	1.4	0.5	1.3	1.2
NORMALLY OBTAIN COPY OF THE "AIRMAN" MAGAZINE										
Have Never Seen The Magazine	3.4	22.1	8.1	5.2	2.6	3.3	1.4	0.7	0.6	1.5
See It Frequently But Not Interested In It	3.3	5.7	7.8	5.8	3.5	4.8	2.4	2.3	2.1	1.5
Can't Get A Copy	4.3	5.0	4.6	4.0	2.6	4.4	4.8	2.3	4.2	3.7
Normally Obtain A Copy: (At My Place Of Work	75.2	43.3	54.3	63.5	72.6	68.9	79.3	85.7	84.3	85.0
(At My Unit Day-Room	4.1	5.5	10.3	10.0	10.2	8.2	2.6	1.8	1.1	1.6
(At The Club (Officers, NCO, Amn, Service)	2.3	4.1	6.2	3.4	1.1	2.5	2.2	1.6	1.7	1.5
(At The Library	2.0	3.8	2.2	1.8	1.8	2.6	1.9	1.1	1.3	1.2
(Through Subscription For It	0.2	0.3	0.5	-	0.4	0.1	0.1	0.2	0.4	0.2
(Other Than Above	5.3	10.2	5.9	6.2	5.3	5.3	5.3	4.1	4.4	4.0
OPINION OF THE AIRMAN MAGAZINE										
Have Not Read A Copy	4.4	25.2	12.7	8.0	3.5	4.1	2.0	0.7	0.7	1.9
Have Not Read Enough To Evaluate	14.3	25.2	24.6	21.5	16.1	16.4	12.8	10.4	10.1	8.7
Excellent	40.0	14.3	19.5	26.9	25.2	32.4	43.4	51.4	51.1	52.3
Fairly Good	34.3	24.0	35.7	36.7	47.5	39.2	35.1	33.4	31.7	31.0
Undecided	5.4	10.0	5.9	5.6	4.8	6.9	5.1	3.2	4.6	4.1
Not Too Good	1.5	1.2	1.4	1.2	2.7	0.8	1.5	0.9	1.5	1.8
Not Too Good At All	0.2	-	0.3	-	0.2	0.2	0.2	-	0.1	0.2
KNOWLEDGE OF "INFORMATION POLICY LETTER FOR COMMANDERS"										
Squadron Commander: (Heard Of Letter But Do Not Receive It	0.8	0.9	2.4	0.2	1.1	0.7	0.5	1.1	0.6	1.1
(Have Seen Copies, But Don't Receive Regularly	1.4	0.7	0.3	1.8	0.4	0.8	1.4	2.1	2.0	2.2
(Do Not Know About Any Such Publication	2.1	1.9	1.3	3.6	1.8	1.3	1.9	1.6	2.5	2.8
Receive The Letter And: (Very Beneficial To Me	1.9	0.3	0.8	0.2	0.5	0.6	1.3	3.9	2.9	5.9
(Fairly Beneficial To Me	2.0	0.7	0.8	0.2	0.4	0.9	1.5	3.4	3.3	5.9
(So-so	1.0	0.2	-	0.4	0.2	0.2	0.6	1.6	2.1	3.4
(Not Too Beneficial	0.4	-	-	0.4	-	0.1	0.3	0.5	0.5	1.3
(Not Beneficial At All	0.1	-	0.3	-	-	0.1	0.1	0.2	0.1	0.2
Not A Squadron Commander: Heard Of Letter But Do Not Receive It	18.0	18.7	15.6	18.3	19.0	19.9	19.1	17.0	16.5	12.9
Have Seen Copies, But Don't Receive Regularly	19.1	9.9	12.9	14.1	18.9	17.9	21.7	21.3	21.2	18.3
Do Not Know About Any Such Publication	38.7	62.3	58.3	52.4	50.7	48.5	37.1	26.6	27.5	19.3
Receive The Letter And (Very Beneficial To Me	4.0	1.0	1.6	1.6	1.1	2.4	3.7	4.6	7.7	8.1
(Fairly Beneficial To Me	6.0	1.7	2.7	2.8	2.7	3.5	6.2	9.9	8.0	10.8
(So-so	3.1	1.0	0.5	2.4	2.0	1.9	3.1	4.6	3.7	5.5
(Not Too Beneficial	1.2	0.3	1.3	1.4	1.1	0.7	1.2	1.6	1.0	2.1
(Not Beneficial At All	0.4	0.3	1.1	0.2	-	0.4	0.3	-	0.5	0.3
AGE ON LAST BIRTHDAY										
21 Years Or Younger	1.1	3.1	2.7	4.6	1.3	0.5	0.6	0.7	1.0	0.6
22 Years Old	2.0	20.0	5.1	5.6	3.8	0.5	0.1	0.2	0.1	0.1
23 Years Old	3.5	22.4	29.3	12.6	7.7	1.9	-	-	-	0.1
24 Years Old	4.4	15.2	23.1	26.6	19.0	3.1	0.1	-	-	-
25 Years Old	4.4	8.3	11.3	20.2	26.5	7.8	0.2	-	-	0.1
26 Years Old	3.9	8.6	5.4	10.0	17.5	10.8	0.5	0.2	-	-
27 Years Old	5.0	7.8	7.5	6.2	8.6	18.8	2.2	-	-	-
28 Years Old	4.3	3.4	3.8	5.0	3.3	14.6	3.9	-	-	-
29 Years Old	4.7	2.1	2.7	2.0	2.2	15.1	5.4	-	-	0.1

TABLE 148 — PERCENTAGED DISTRIBUTION OF USAF MALE COMMISSIONED OFFICERS BY YEAR IN WHICH SERVING IN ACTIVE MILITARY SERVICE, BY SELECTED CHARACTERISTICS AND ATTITUDES, WORLD-WIDE — 31 MAY 1962 (CONTINUED)

SELECTED CHARACTERISTICS AND ATTITUDES	TOTAL	PERCENTAGED DISTRIBUTION BY YEAR IN WHICH SERVING								
		First	Second	Third	Fourth	Fifth Thru Eighth	Ninth Thru Eighteenth	Nine-teen-th	Twen-tieth	Twenty-first And Over
AGE ON LAST BIRTHDAY (Continued)										
30 Years Old	4.4	1.7	2.4	2.4	2.0	10.1	6.6	-	-	-
31 Years Old	3.9	1.4	3.2	2.2	1.6	5.2	7.3	-	-	-
32 Years Old	3.5	1.7	1.6	0.4	1.1	2.2	7.1	-	-	-
33 Years Old	3.6	-	1.3	0.2	0.9	2.1	8.0	-	0.1	0.2
34 Years Old	1.8	0.2	-	0.8	-	0.7	3.8	-	-	-
35 Years Old	2.0	0.3	-	0.4	0.9	0.7	4.3	0.7	0.1	-
36 Years Old	2.1	-	0.5	-	0.4	0.7	4.1	3.9	1.1	0.3
37 Years Old	3.4	0.2	-	0.4	0.5	0.7	5.8	9.2	7.4	0.1
38 Years Old	4.1	-	-	0.4	0.5	0.6	6.5	11.3	10.3	1.1
39 Years Old	4.4	0.5	-	-	0.4	0.9	5.6	11.0	14.0	3.6
40 Years Old	5.2	0.2	-	-	0.5	1.1	5.3	12.0	16.0	8.8
41 Years Old	5.4	0.7	-	-	0.4	0.4	4.8	14.7	13.6	12.1
42 Years Old	5.2	1.0	-	-	-	0.6	4.3	9.9	8.0	16.7
43 Years Old	4.5	0.3	-	-	-	0.2	3.8	7.6	7.0	13.7
44 Years Old	3.4	0.2	-	-	-	0.2	2.6	3.7	5.3	12.5
45 Years Old	2.9	0.2	-	-	0.4	0.1	2.2	3.7	4.5	9.7
46 Years Old	2.2	0.2	-	-	0.4	0.1	1.7	3.4	4.1	7.2
47 Years Old	1.3	-	-	-	-	-	0.8	2.8	1.8	4.0
48 Years Old	0.7	-	-	-	-	0.1	0.4	0.9	1.2	2.1
49 Years Old	0.7	0.2	-	-	-	0.1	0.4	1.4	0.5	2.3
50 Years Old	0.4	-	-	-	-	-	0.2	0.7	1.0	0.9
51 And Older	1.6	0.2	-	-	0.2	0.1	1.4	2.1	3.1	3.5
ACTIVE FEDERAL MILITARY SERVICE IN PRESENT GRADE LEVEL										
Less Than 4 Months	7.4	21.7	20.5	11.4	4.6	2.5	1.6	11.7	18.4	13.9
4 Through 7 Months	7.1	25.7	13.2	14.7	10.3	13.0	4.5	0.9	1.3	1.0
8 Through 12 Months	11.8	45.7	26.2	23.3	17.3	18.7	6.7	4.1	2.4	3.4
13 Through 17 Months	9.5	1.4	28.1	32.1	18.1	7.2	6.6	6.9	6.5	10.0
18 Through 23 Months	8.9	0.7	9.2	10.0	22.3	12.2	9.1	5.3	5.9	5.5
24 Through 29 Months	8.3	1.9	1.6	3.6	18.6	10.2	8.0	11.9	10.8	7.1
30 Through 35 Months	4.2	0.7	0.5	3.0	4.6	8.2	5.2	2.3	2.3	0.9
36 Through 41 Months	7.4	0.3	0.3	0.4	2.0	10.0	9.7	9.2	7.4	5.1
42 Through 47 Months	2.1	-	-	-	1.3	6.8	1.7	3.0	1.7	0.5
48 Through 53 Months	5.9	0.2	-	0.2	0.2	8.0	8.2	4.8	5.4	5.5
54 Through 59 Months	0.8	0.2	-	-	0.2	1.0	0.9	0.5	0.6	0.5
60 Through 65 Months	4.2	-	-	0.6	-	0.6	6.5	5.7	5.1	5.3
66 Through 71 Months	1.5	0.2	0.3	0.2	-	0.5	2.4	1.4	1.3	1.9
72 Through 77 Months	3.5	0.5	-	0.2	-	0.4	5.6	5.0	2.9	3.9
78 Through 83 Months	1.4	0.2	-	0.2	-	0.5	2.3	2.3	1.8	1.1
84 Through 89 Months	4.3	0.5	-	-	0.4	0.3	7.7	5.5	5.3	4.5
90 Through 95 Months	0.6	-	-	-	-	-	0.8	0.7	1.2	1.2
96 Or More Months	11.0	0.2	-	-	-	-	12.4	18.8	19.8	28.5

RECEIVE QUARTERS (HOUSING) ALLOWANCE											
No, Because Have No Dependents		5.6	24.3	18.1	15.1	9.4	6.1	1.4	0.7	1.1	0.3
No, Quarters	(Capehart Housing	15.8	5.0	8.9	6.6	6.5	11.8	19.8	17.0	19.4	21.7
Provided For	(Wherry Housing	6.9	8.2	9.4	7.6	8.5	9.0	7.5	5.5	4.3	3.8
Dependents In:	(Surplus Commodity Housing	1.3	1.0	0.8	0.4	1.5	0.9	1.4	3.2	1.3	1.5
	(Appropriated Fund Housing	10.5	5.6	5.7	8.2	5.0	6.1	10.9	14.5	14.0	17.9
Yes, Draw A	(For Single Quarters	5.9	8.3	8.1	12.4	14.9	7.5	3.2	1.8	2.3	2.0
Quarters	(And Pay Rent For Inadequate Govt Quarters	2.2	1.2	2.4	3.0	3.0	2.9	2.1	3.0	1.4	1.5
Allowance:	(And Do Not Occupy Government Quarters	51.8	46.4	46.6	46.6	51.3	55.8	53.6	54.3	56.2	51.3
MARITAL STATUS AND DEPENDENTS											
	(Wife And No Dependent Children	11.1	26.6	23.7	19.1	18.8	11.4	7.1	5.0	8.5	9.8
	(Wife And 1 Dependent Child	16.7	20.7	26.9	24.3	24.2	18.5	14.2	12.2	14.4	15.2
	(Wife And 2 Dependent Children	27.0	9.0	9.1	12.4	16.2	33.0	30.2	30.0	29.2	29.1
Male, And	(Wife And 3 Dependent Children	19.0	3.0	3.8	2.8	6.5	15.5	24.6	27.3	23.7	22.8
Married,	(Wife And 4 Dependent Children	9.0	0.3	1.1	1.8	2.4	4.6	12.1	11.7	11.0	13.2
Having:	(Wife And 5 Dependent Children	3.5	0.3	0.5	1.0	0.4	1.8	4.2	7.3	5.1	5.1
	(Wife and 6 Dependent Children	1.2	-	-	-	-	0.4	1.4	1.4	3.1	1.5
	(Wife And 7 Or More Dependent Children	0.7	0.2	0.3	-	0.2	0.2	0.8	1.8	1.4	0.9
Male, And	(No Dependents	10.5	38.5	34.1	36.5	30.3	13.5	3.6	1.6	1.8	1.0
Not Married,	(One Dependent	0.8	0.7	0.5	1.6	0.9	0.5	0.9	0.2	1.2	0.5
Having:	(Two Dependents	0.3	0.7	-	0.4	-	0.3	0.3	0.7	0.5	0.4
	(Three Or More Dependents	0.2	-	-	-	-	0.1	0.3	0.7	-	0.6
NUMBER OF DEPENDENTS											
None		12.9	39.3	35.6	37.0	29.9	13.9	4.0	2.1	2.4	1.9
One		11.3	26.9	23.7	20.2	20.5	11.9	7.5	4.8	8.0	9.2
Two		16.2	21.5	25.3	24.6	24.4	18.7	14.0	11.9	14.4	14.6
Three		26.2	8.8	9.4	12.3	16.1	32.8	30.1	29.8	29.1	28.9
Four		18.6	2.6	4.0	3.0	6.6	15.5	25.1	27.1	24.1	21.8
Five		9.4	0.3	1.3	1.8	2.4	4.7	12.5	13.1	11.9	15.7
Six		3.5	0.3	0.3	1.0	-	2.1	4.5	7.1	5.3	5.2
Seven		1.3	-	-	-	-	0.4	1.7	1.8	3.6	1.7
Eight		0.4	0.2	0.3	-	0.2	0.1	0.4	1.4	0.8	0.9
Nine Or More		0.3	-	-	-	-	-	0.4	0.9	0.5	0.3
TYPE OF DEPENDENTS											
	(None	13.2	44.7	37.5	31.3	28.5	14.0	8.1	4.9	8.9	10.2
	(One	19.1	34.5	40.4	39.9	35.8	21.7	15.2	13.1	15.6	15.8
	(Two	30.5	14.8	14.2	20.1	22.7	38.1	31.7	31.1	30.1	29.9
	(Three	21.2	4.6	5.4	4.8	9.4	18.1	25.6	28.1	24.3	23.1
Children:	(Four	10.1	0.3	1.3	1.9	3.4	5.5	12.7	11.9	11.3	13.6
	(Five	3.9	0.9	0.8	1.9	-	2.0	4.4	7.5	5.4	5.1
	(Six	1.3	-	-	-	-	0.5	1.5	1.4	3.2	1.6
	(Seven	0.4	0.3	0.4	-	0.3	0.1	0.4	1.2	0.9	0.5
	(Eight Or More	0.3	-	-	-	-	-	0.4	0.7	0.4	0.3
	(None	94.5	96.9	94.5	97.7	98.2	97.1	95.7	92.7	91.6	91.8
	(One	5.0	2.6	5.5	1.9	1.3	2.7	3.9	6.4	7.6	7.6
Parents:	(Two	0.4	0.3	-	-	0.3	0.1	0.3	0.9	0.7	0.5
	(Three	-	0.3	-	-	-	0.1	-	-	-	-
	(Four or More	0.1	-	-	0.3	0.3	-	-	-	-	0.1
	(None	2.9	2.5	1.7	4.8	6.0	2.2	2.3	1.4	2.3	2.8
Wives And	(One	95.4	96.3	97.9	95.2	93.5	96.4	96.2	96.3	95.8	94.0
Other	(Two	1.4	0.6	0.4	-	0.5	1.0	1.3	1.9	1.5	2.6
Adults:	(Three	0.3	0.3	-	-	-	0.2	0.2	0.5	0.2	0.5
	(Four Or More	0.1	0.3	-	-	-	0.2	-	-	0.1	0.1

Source: Sample Survey, Statistics and Reports Division, Directorate of Data Systems and Statistics, Comptroller of the Air Force

TABLE 149 — PERCENTAGED DISTRIBUTION OF MALE AIRMEN BY YEAR IN WHICH SERVING IN ACTIVE MILITARY SERVICE, BY SELECTED CHARACTERISTICS AND ATTITUDES, WORLD-WIDE — 31 MAY 1962

(Table below is based on a 5 per cent Sample Survey of actual strength and excludes female personnel and aviation cadets; actual strength has been rounded to thousands.)

SELECTED CHARACTERISTICS AND ATTITUDES	TOTAL	PERCENTAGED DISTRIBUTION BY YEAR IN WHICH SERVING								
		First	Second	Third	Fourth	Fifth Thru Eighth	Ninth Through Eighteenth	Nine-teen-th	Twen-tieth	Twenty-first And Over
ACTUAL STRENGTH (31 MAY 1962)	743,878	110.1	97.4	63.2	54.3	111.6	250.7	16.4	20.1	20.1
PER CENT - TOTAL	100.0	100.0	100.0	100.0	100.0	100.0	100.0	100.0	100.0	100.0
GRADE IN WHICH SERVING										
Chief Master Sergeant	0.6	-	-	-	0.1	-	0.6	4.8	5.3	11.0
Senior Master Sergeant	1.6	0.1	-	-	0.1	-	1.8	8.4	10.8	17.2
Master Sergeant	4.4	0.3	-	0.2	0.5	0.1	5.2	29.2	32.1	43.7
Technical Sergeant	9.3	0.7	0.3	0.4	0.5	0.8	20.8	31.1	32.1	15.4
Staff Sergeant	20.3	2.5	0.8	1.2	2.4	15.5	48.8	22.0	15.6	8.7
Airman First Class	20.5	1.1	2.1	17.8	38.9	61.6	20.0	3.6	2.7	2.2
Airman Second Class	23.3	8.9	60.2	71.1	51.0	19.6	2.2	0.7	1.1	1.2
Airman Third Class	17.4	75.4	34.6	8.3	5.7	2.1	0.5	0.1	0.2	0.2
Airman Basic	2.6	11.0	2.0	1.0	0.7	0.3	0.1	-	0.1	0.2
PRESENT AIR FORCE PLANS										
If Had The Chance Would Separate Immediately	7.3	6.4	10.4	12.5	20.0	8.9	3.1	0.7	0.6	2.7
Plan To Separate When Current Enlistment Ends	19.8	32.9	34.1	37.5	40.8	16.6	4.5	3.7	2.4	3.1
Undecided	23.5	43.2	41.5	34.1	17.1	25.8	9.2	3.7	6.9	8.9
Plan To Reenlist One (Or More) Times	7.5	9.0	8.1	8.9	10.5	7.6	6.2	5.7	4.6	4.8
Plan To Remain On Active Duty Until Retirement With: (20 Years Service	28.0	7.0	5.0	5.7	8.9	30.9	53.6	49.0	44.7	11.9
(21 Years Service	3.1	0.2	0.1	0.2	0.5	2.0	6.0	11.4	6.9	10.4
(22 Years Service	3.9	0.3	0.1	0.3	0.5	3.5	7.5	7.5	10.6	11.0
(23 Years Service	0.8	-	-	0.2	0.2	0.5	1.0	2.4	2.9	6.2
(24 Years Service	0.8	-	-	-	0.1	0.3	1.1	3.4	3.6	6.3
(25 Years Service	0.6	-	0.1	0.1	0.1	0.6	1.0	1.3	2.1	4.6
(26 Years Service	0.5	-	-	-	0.1	0.2	0.7	1.3	2.4	4.1
(27 Years Service	0.1	-	-	-	-	-	0.1	-	0.4	1.0
(28 Years Service	0.1	-	-	-	-	-	0.1	0.6	0.5	1.4
(29 Years Service	0.1	-	-	-	-	-	-	0.1	0.1	1.1
(30 Or More Years Service	3.9	1.1	0.7	0.6	1.1	3.2	5.9	8.8	11.2	22.4
PROBABLE RETIREMENT DATE										
Do Not Plan To Remain On Active Duty Until Retirement	27.5	41.3	46.4	54.0	62.1	24.5	6.7	1.0	1.0	1.4
Undecided	25.4	44.9	43.0	35.5	23.6	31.3	10.6	2.4	2.1	2.2
Expect To Retire: (Before July 1962	0.4	0.1	0.1	0.1	0.2	0.1	0.1	-	1.9	7.6
(Jul 62 Through Jun 63	2.3	0.1	0.2	0.4	0.9	0.2	0.2	4.0	41.9	28.5
(Jul 63 Through Jun 64	2.4	0.3	0.9	1.6	0.2	0.2	0.6	43.3	17.5	12.6
(Jul 64 Through Jun 65	3.0	0.9	2.1	0.1	0.2	0.3	4.1	24.9	10.8	10.2
(Jul 65 Through Jun 66	2.8	2.5	0.2	0.1	-	0.3	5.7	7.0	3.3	5.9
(Jul 66 Through Jun 67	2.3	0.4	0.1	-	-	0.2	5.8	2.5	3.0	5.2
(Jul 67 Through Jun 68	3.4	1.0	-	0.2	0.3	0.4	8.9	2.4	2.6	3.0
(Jul 68 Through Jun 69	2.6	0.4	0.2	-	0.3	0.2	6.8	1.8	2.6	3.6
(Jul 69 Through Jun 70	2.4	0.3	0.2	0.2	0.1	0.2	6.1	1.3	0.7	6.6
(Jul 70 Through Jun 71	3.5	0.3	0.5	0.1	0.2	0.6	9.1	0.3	1.1	5.7
(After June 1971	22.1	7.5	6.0	7.7	11.8	41.6	35.3	8.8	11.5	7.6

CAREER PLANS WHEN FIRST ENTERED AIR FORCE										
Make The Air Force My Career	24.5	14.7	13.7	15.3	21.1	30.7	30.8	33.1	34.9	39.9
Stay In The Air Force Longer Than Obligated Tour	1.1	1.0	0.8	1.0	0.7	1.9	0.8	0.7	0.9	2.7
Serve A Minimum Tour (Or Wartime "Durat. . Plus 6 Months")	23.0	24.4	24.3	24.0	24.2	20.0	23.2	24.4	23.0	18.8
Had Not Thought About It	8.9	3.5	5.6	6.1	5.1	7.1	12.4	22.3	20.3	15.6
Undecided	42.6	56.4	55.6	53.6	48.8	40.3	32.9	19.3	20.9	22.9
MOST IMPORTANT REASON FOR ORIGINAL AF ENLISTMENT										
Can't Remember Original Reason	3.4	1.6	2.4	2.5	5.4	3.8	4.2	3.3	3.6	4.2
Was Originally Drafted	4.8	0.6	0.3	0.3	0.4	0.8	7.8	29.7	32.6	12.7
Wanted To Get Away From An Unpleasant Civilian Situation	3.4	2.7	4.4	4.0	3.3	3.6	3.5	1.9	1.7	1.6
Travel, Adventure, And New Experiences	11.0	8.1	11.4	12.7	11.6	11.8	11.5	5.7	6.3	12.3
Joined In Preference To Being Drafted	13.5	11.7	12.1	14.5	15.6	12.7	15.8	7.8	9.4	7.8
Career Opportunities Looked Better Than In Civil Life	11.2	9.9	7.9	7.9	8.6	14.4	13.5	10.3	8.0	10.3
Air Force Pay And Fringe Benefits	0.5	0.2	0.3	0.4	0.3	0.3	0.8	0.6	0.9	1.0
Wanted AF Educational And Technical Training	20.3	39.0	29.7	28.5	23.9	19.7	9.4	3.9	2.8	5.6
Needed A Job At That Time	3.9	2.3	3.6	3.5	3.9	4.5	4.4	4.3	4.0	5.3
Wanted To Take Advantage Of GI Bill In Civilian Life	0.9	0.2	0.3	0.2	0.3	1.8	1.5	0.6	0.7	0.5
Patriotic Feelings And National Defense	5.0	3.6	2.5	2.3	3.1	2.6	6.6	13.2	14.1	14.4
Friends, Or Relatives, Recommended The AF	1.5	0.9	1.3	1.4	1.6	2.1	1.7	0.9	0.4	1.1
Interested In Aviation And Flying	5.8	5.1	4.9	5.8	4.9	6.6	6.0	6.7	5.1	9.7
Security Of AF Life (Steady Job And Retirement)	3.4	1.2	1.1	1.1	1.9	3.5	5.5	6.6	6.2	6.3
Help In Becoming More Mature And Self-Reliant	7.2	10.0	12.5	10.7	10.5	7.3	3.7	0.6	1.1	1.6
Came From A Service Family	0.7	0.5	0.6	0.5	0.4	0.8	0.9	0.6	0.6	1.2
None Of The Above Reasons	3.6	2.5	4.6	3.8	4.4	3.7	3.5	3.1	2.6	4.2
ENLISTMENTS (INCLUDING DRAFTS AND RECALLS) SERVED										
On First AF Enlistment, No Prior Military Service	44.0	95.7	97.2	95.6	86.1	8.5	1.7	2.7	2.0	2.8
Second Or Later (Reenlisted Immediately (Within 24 Hours)	33.7	1.6	0.5	1.1	7.1	63.0	59.5	47.0	48.6	50.1
AF Enlistment And (Reenlisted Within 2 - 90 Days	3.6	0.2	0.1	0.2	0.3	6.6	7.2	2.8	3.3	1.7
On Last Reenlsmt: (Reenlisted After 90 Days	2.1	0.1	0.1	0.2	0.9	8.2	1.9	1.1	0.9	1.0
On First AF Enlistment, With Piror Military Service	3.0	1.7	1.8	2.4	4.6	6.6	2.3	2.5	2.0	2.0
Second Or Later (Reenlisted Immediately (Within 24 Hours)	3.1	0.2	0.1	0.1	0.4	1.6	6.1	8.8	10.0	10.6
AF Enlistment And (Reenlisted Within 2 - 90 Days	9.7	0.5	0.2	0.2	0.4	4.2	19.6	33.1	31.5	30.3
On Last Reenlsmt: (Reenlisted After 90 Days	0.9	0.1	-	0.2	0.3	1.4	1.6	2.0	1.8	1.5
MOST IMPORTANT REASON IN DECISION TO REENLIST OR SEPARATE										
Adventure, Travel, New Experiences	6.0	6.7	6.3	6.6	6.8	6.5	5.1	6.0	5.4	5.1
Like Job And Duty Assignments	13.1	7.4	8.6	8.2	6.5	15.6	17.6	17.7	17.8	17.7
The Reenlistment Bonus	2.7	0.9	0.8	1.4	1.3	4.2	4.3	2.4	1.6	0.9
Like Flying And Aviation	1.8	1.9	1.6	1.4	0.5	1.4	2.1	2.2	3.2	3.2
Good Promotion Opportunities	1.1	2.0	1.4	1.4	1.0	1.3	0.6	0.6	0.4	0.1
Like Military Life	9.3	3.7	2.7	2.5	4.2	9.5	14.9	18.3	17.2	20.2
Feel The Air Force Is A Good Place To Raise Family	3.1	1.7	1.1	1.2	1.6	3.7	4.9	3.7	2.8	3.6
Opportunities For More Training And Education	11.3	20.3	11.7	9.8	9.4	13.5	8.6	6.0	4.0	4.8
Family Is In Favor Of Reenlisting	2.8	1.0	1.4	1.6	1.7	3.2	4.3	3.6	5.4	4.0
Opportunity To Select Next Base	0.9	0.9	0.7	0.7	1.0	1.0	1.1	0.7	0.6	0.5
Retirement Benefits	9.8	1.5	0.6	1.0	1.6	5.0	19.1	28.7	28.1	27.8
Pay, Allowances And Fringe Benefits	2.0	1.2	1.3	1.2	1.2	2.3	2.9	2.5	2.2	2.5
Civilian Life Offers Greater Career Or Job Opportunities	7.7	11.5	14.1	14.9	17.0	6.4	1.7	1.0	1.6	1.6
Air Force Life Not Suitable For Family Life	2.0	2.8	3.0	3.5	3.5	2.2	0.8	0.3	0.2	0.6
Desire To Return To "Home Town" Or Community"	1.1	3.2	2.4	1.4	0.9	0.3	0.1	0.3	0.4	0.2
Plan On Going To School Or College	6.2	11.8	15.3	14.3	11.4	2.0	0.4	0.6	0.1	0.5
Feel That Personal Freedom Is Limited Too Much	2.2	3.0	4.2	5.1	4.4	1.6	0.6	0.3	0.9	0.7
Don't Like Military Life In General	1.7	2.1	3.1	3.6	4.6	1.3	0.2	0.1	0.1	0.4
Poor Housing Facilities	0.4	0.4	0.3	0.2	0.3	0.8	0.4	0.3	0.1	0.1
Family Does Not Desire Reenlistment	0.4	0.6	0.6	0.6	0.5	0.7	0.1	0.1	-	0.4

686559 O - 63 - 20

TABLE 149 — PERCENTAGED DISTRIBUTION OF MALE AIRMEN BY YEAR IN WHICH SERVING IN ACTIVE MILITARY SERVICE, BY SELECTED CHARACTERISTICS AND ATTITUDES, WORLD-WIDE — 31 MAY 1962 (CONTINUED)

SELECTED CHARACTERISTICS AND ATTITUDES	TOTAL	PERCENTAGED DISTRIBUTION BY YEAR IN WHICH SERVING								
		First	Second	Third	Fourth	Fifth Thru Eighth	Ninth Through Eighteenth	Nine-teen-th	Twen-tieth	Twenty-first And Over
MOST IMPORTANT REASON IN DECISION TO REENLIST OR SEPARATE(Con't)										
AF Hasn't Provided Preferred Type Of Work	3.5	6.7	6.2	4.8	7.0	2.5	1.0	0.3	0.6	0.5
Not Enough Promotion Opportunities	6.3	3.7	6.7	8.5	8.2	10.0	5.5	1.9	3.7	2.5
Inadequate School Facilities For Children	0.1	-	0.1	-	-	0.1	-	-	-	0.1
Frequent Changes Of Station And Separations From My Family	0.8	1.0	0.7	1.4	1.3	0.8	0.5	0.3	0.5	0.2
Other Reasons	3.8	4.0	5.0	4.6	4.0	4.1	2.9	1.8	3.3	1.7
TIME HELD SKILL LEVEL 5 BEFORE AWARDED SKILL LEVEL 7										
Still Serving At Skill Level 5	48.2	7.7	45.9	82.1	88.0	85.0	40.4	16.6	10.4	6.1
Have Never Served At Skill Level 5	27.6	89.8	52.8	15.8	9.6	6.2	7.5	24.3	32.5	43.8
Total Time At Skill Level 5 Was: (Less Than 6 Months	1.8	0.8	0.3	0.5	0.2	0.3	2.5	7.2	7.3	10.0
(6 But Less Than 12 Months	3.9	0.5	0.3	0.7	0.5	0.8	7.6	14.9	12.7	12.6
(12 But Less Than 18 Months	4.5	0.3	0.4	0.8	0.4	1.1	9.1	12.4	15.2	12.8
(18 But Less Than 24 Months	2.2	0.4	0.2	0.2	0.2	0.5	4.6	6.1	5.8	5.7
(24 Months Or More	11.8	0.5	0.1	0.1	1.0	6.1	28.2	18.4	16.0	8.9
EDUCATIONAL LEVEL (COUNT GED CREDIT)										
Grammar School, Did Not Graduate	1.2	0.5	0.5	0.7	0.3	0.8	1.5	3.4	5.2	2.5
Grammar School, Graduate	2.1	1.6	1.5	0.9	1.1	1.6	2.8	4.3	6.0	3.9
High School, Did Not Graduate	12.7	11.7	16.7	11.2	8.5	12.1	13.2	14.1	15.7	10.6
High School Graduate	63.6	63.4	63.2	67.7	65.9	66.7	62.9	56.7	51.9	59.5
Less Than Two Years Of College	14.5	14.5	13.9	15.3	17.4	14.4	14.2	12.4	11.5	15.0
Two Years Or More Of College, No Degree	4.7	6.0	3.4	3.5	4.1	3.8	4.7	7.9	8.4	7.3
College Degree (BS, BA, Or Equivalent, Except LL.B)	1.1	2.3	0.8	0.6	2.7	0.5	0.7	0.7	1.2	1.0
Law Degree (LL.B)	-	-	-	-	-	-	-	-	0.1	0.2
Masters Degree	-	0.1	-	-	0.1	-	-	0.1	-	-
Doctorate Degree	-	-	-	-	-	-	-	0.1	-	-
PRESENTLY ENROLLED IN AN OFF-DUTY EDUCATION PROGRAM										
No	89.3	93.8	87.9	85.8	87.4	88.4	88.9	91.2	91.5	91.8
Yes, And Have Completed: (Less Than 15 Semester Hours	6.9	5.0	9.7	10.2	8.4	7.0	6.2	4.0	3.3	4.4
(16 - 29 Semester Hours	1.6	0.6	1.1	2.0	2.4	2.1	1.8	1.5	0.7	0.6
(30 - 44 Semester Hours	0.9	0.2	0.6	1.0	0.9	1.1	1.2	1.3	1.1	1.5
(45 - 59 Semester Hours	0.4	-	0.4	0.3	0.4	0.3	0.6	0.6	0.5	0.4
(60 - 74 Semester Hours	0.4	0.1	0.2	0.2	0.2	0.5	0.5	0.9	1.5	0.6
(75 - 89 Semester Hours	0.2	-	-	0.1	0.1	0.2	0.3	0.1	0.9	0.2
(90 - 104 Semester Hours	0.1	-	0.1	0.1	-	-	0.2	-	0.1	0.2
(105 - 119 Semester Hours	0.1	0.1	-	-	-	0.1	0.1	-	0.2	-
(120 - 134 Semester Hours	0.1	-	-	-	0.2	0.1	0.1	-	-	0.1
(135 Or More Semester Hours	0.1	-	0.1	0.2	0.1	0.1	0.1	0.3	0.2	0.1

NORMALLY OBTAIN COPY OF BASE NEWSPAPER										
Do Not Have Base Newspaper	7.5	8.0	8.1	7.3	6.4	9.0	7.2	6.6	6.7	4.8
See It Frequently But Not Interested In It	4.9	7.3	5.8	4.8	6.8	4.5	3.5	5.1	3.5	3.6
Can't Get A Copy	1.7	4.5	1.1	1.1	1.3	1.1	1.3	1.3	0.7	1.1
At Place Of Work	36.3	16.8	31.4	35.7	38.3	41.6	42.4	39.4	40.3	46.4
Delivered To Quarters	8.5	2.8	1.9	1.8	2.1	4.5	15.2	24.1	22.4	24.2
At Unit Day-Room	5.9	14.8	6.2	6.1	5.9	4.8	3.2	1.8	2.7	2.2
At The Club (Officers NCO, Amn, Service)	6.0	6.6	3.6	4.1	3.9	5.1	7.9	8.8	8.4	6.1
At The Cafeteria/Snack Bar	8.7	11.6	8.8	8.6	9.4	10.8	7.5	4.2	3.7	3.2
At The Chapel	0.1	0.3	0.1	0.3	-	0.1	-	-	-	-
At The Library	1.1	1.7	1.3	1.5	1.1	1.0	0.8	0.6	0.6	0.5
At The Dining Hall	14.3	20.7	27.1	24.9	20.0	12.0	6.2	5.1	6.1	3.6
Other	4.9	5.0	4.6	4.0	4.9	5.5	4.9	2.8	4.9	4.2
READ SOME PART OF BASE NEWSPAPER										
Do Not Have Base Newspaper	7.1	7.4	7.6	7.0	6.1	8.5	6.9	6.1	6.1	4.7
Can't Get A Copy	1.3	4.2	0.9	0.8	0.9	1.0	0.8	0.7	0.4	0.5
Every Issue	37.6	19.9	31.0	32.0	33.5	35.8	46.3	55.7	56.1	60.6
Almost Every Issue	32.3	28.3	34.7	37.2	34.1	35.0	32.0	27.1	26.0	24.6
About Half The Issues	10.8	15.5	13.5	11.1	12.3	11.7	7.9	4.8	6.6	5.8
Very Seldom Read An Issue	9.6	20.0	11.0	10.9	12.0	7.4	5.6	5.1	4.6	3.4
Never Read	1.3	4.7	1.3	1.0	1.1	0.6	0.4	0.4	0.2	0.4
TYPE ARTICLES FOUND INTERESTING IN BASE NEWSPAPER										
Do Not Have Base Newspaper	7.4	8.5	7.7	6.8	6.2	8.9	7.1	6.3	6.9	5.1
Do Not Read Or Don't Read Enough To Say	11.8	25.0	14.7	12.7	13.5	9.4	6.7	7.5	4.8	5.4
Type Article Found Interesting Concerns: (Air Force Wide Policies And Activities	24.4	19.3	22.7	22.4	24.4	26.4	26.7	24.1	28.4	27.0
(Major Air Command Policies And Activities	4.2	3.7	4.0	4.6	5.3	4.2	4.3	4.9	3.4	3.1
(Base Policies And Activities	20.6	12.9	15.3	18.1	17.6	20.7	25.2	27.7	28.6	30.7
(News About AF Personnel On The Base	11.2	7.7	10.1	10.7	11.2	10.9	12.5	15.2	15.0	13.6
(News About The Nearby Civilian Community	0.9	1.0	1.1	1.5	0.8	1.0	0.7	0.3	1.0	0.4
(Squadron Items	2.3	2.2	3.8	3.2	3.1	2.2	1.6	0.9	0.5	1.2
(Entertainment, Sports And Hobbies	9.8	12.3	13.3	12.8	11.6	9.2	7.6	4.7	5.4	5.7
(Information Of Interest To Dependents	2.0	1.5	1.3	1.5	1.6	1.8	2.5	2.6	2.3	1.9
(Personnel Policies And Actions	2.4	1.2	1.3	1.6	1.7	2.4	3.4	4.1	2.6	3.9
(Information On Democracy Vs Communism	3.0	4.6	4.6	4.2	3.0	2.9	1.7	1.7	1.1	2.0
OPINION OF BASE NEWSPAPER AT PRESENT BASE										
Do Not Have Base Newspaper	7.3	8.2	7.7	6.9	6.2	8.8	7.1	6.0	6.2	5.0
Do Not Read Or Don't Read Enough To Say	12.0	28.6	14.3	12.4	13.4	8.8	6.5	6.0	4.5	4.0
Read Newspaper Fairly Regularly And Consider It; (Excellent	10.1	7.0	7.9	6.4	7.2	8.1	12.5	18.1	18.0	23.2
(Good	30.1	30.8	32.5	31.1	29.0	28.3	29.8	28.4	30.6	29.5
(Average	33.4	23.1	32.7	35.5	35.5	37.3	35.9	33.2	33.1	30.4
(Not Very Good	5.2	1.7	4.1	6.0	6.2	6.4	6.2	6.1	5.2	6.2
(Poor	1.7	0.5	0.9	1.6	2.5	2.3	2.1	2.1	2.3	1.7

TABLE 149 — PERCENTAGED DISTRIBUTION OF MALE AIRMEN BY YEAR IN WHICH SERVING IN ACTIVE MILITARY SERVICE, BY SELECTED CHARACTERISTICS AND ATTITUDES, WORLD-WIDE — 31 MAY 1962 (CONTINUED)

SELECTED CHARACTERISTICS AND ATTITUDES	TOTAL	PERCENTAGED DISTRIBUTION BY YEAR IN WHICH SERVING								
		First	Second	Third	Fourth	Fifth Thru Eighth	Ninth Through Eighteenth	Nine-teen-th	Twen-tieth	Twenty-first And Over
CONSIDER NEWSPAPER GOOD ENOUGH TO SEND HOME										
Do Not Have A Base Newspaper	7.7	8.8	8.1	7.5	6.2	9.2	7.4	5.9	6.4	4.8
Don't Read Enough To Really Know	9.9	24.7	11.7	10.2	8.7	6.8	5.5	5.1	3.3	3.1
Consider Good Enough But Never Do Either	38.4	46.8	50.2	47.6	44.0	35.6	30.0	27.8	28.5	27.7
No, Don't Consider It Good Enough	11.8	5.7	10.5	14.3	16.9	13.6	12.4	13.6	13.4	10.9
Consider Good (Fairly Regularly	18.6	4.6	6.5	8.4	11.7	18.2	29.2	35.0	37.8	41.8
Enough To (Occasionally	10.6	6.1	8.9	8.9	9.5	13.2	13.0	10.4	9.5	9.2
Take Home (But Infrequently	3.0	3.3	4.1	3.2	3.1	3.3	2.5	2.1	1.1	2.5
CONSIDER NEWSPAPER GOOD ENOUGH TO SEND HOME										
Consider Good (Fairly Regularly	13.9	10.7	13.1	12.6	16.0	11.8	14.6	18.4	19.6	18.0
Enough To (Occasionally	29.9	37.2	34.6	32.6	21.5	27.1	27.7	33.2	30.2	32.7
Send Home: (But Infrequently	56.2	52.1	52.3	54.8	62.5	61.1	57.7	48.4	50.2	49.3
GENERAL IMPRESSION OF BASE NEWSPAPER										
Do Not Have Base Newspaper	7.5	8.4	7.7	6.6	6.2	9.1	7.3	6.0	6.4	5.5
Do Not Read Or Don't Read Enough To Say	13.2	29.6	15.8	14.4	13.9	10.0	7.4	7.8	4.9	4.5
Read Base Newspaper Fairly Regularly And Consider It: (Authorative	3.8	4.3	4.4	3.8	3.6	3.8	3.5	4.9	4.5	2.5
(Vague	2.3	1.1	2.1	2.4	4.2	2.5	2.5	2.2	3.2	1.7
(Reliable Information	15.9	12.2	14.0	15.3	13.9	14.3	18.5	19.5	19.6	24.0
(Distorted Information	0.8	0.6	0.9	1.0	1.2	0.9	0.6	1.0	0.7	1.5
(Official (The Word)	1.0	1.0	1.2	1.1	1.2	0.9	0.9	0.9	0.5	0.7
(Unofficial	3.1	1.0	1.7	2.2	3.1	3.7	4.4	3.6	3.6	5.2
(Timely News Coverage	4.1	3.5	4.4	4.6	4.0	4.7	3.6	3.3	5.5	5.2
(Outdated News Coverage	2.5	1.0	2.1	2.3	2.3	3.0	3.2	2.8	2.2	2.0
(Interesting	15.9	15.1	18.6	16.6	15.6	16.1	15.5	14.4	13.3	12.1
(Dull, Dry Reading	3.5	1.6	2.4	3.8	6.7	4.4	3.5	3.4	3.8	3.2
(Informative	11.9	11.3	12.1	12.0	10.8	12.0	12.2	11.2	12.2	12.3
(Rehash Of Old Information	1.8	0.6	0.7	1.5	1.6	2.0	2.3	3.0	3.0	3.7
(Comprehensive Coverage Of News	1.6	2.3	2.0	1.7	1.6	1.2	1.2	0.6	1.9	1.5
(Incomplete Coverage Of News	2.1	1.0	1.9	2.7	2.3	2.3	2.4	1.8	2.2	1.6
(Beneficial Information	7.6	4.8	6.8	6.3	6.0	7.1	9.1	12.0	10.2	10.3
(Useless Information	1.6	0.5	1.1	1.6	1.7	2.1	1.8	1.5	2.3	2.5
READ SOME PART OF "AIRMAN" MAGAZINE										
Have Never Seen Magazine	4.5	16.3	4.7	3.5	2.4	1.7	1.7	1.6	1.3	1.6
Can't Get A Copy	4.0	3.9	3.7	3.5	2.6	3.7	4.7	4.0	4.7	2.1
Every Issue	14.1	6.4	12.1	14.9	16.0	14.8	16.2	17.2	19.7	23.4
Almost Every Issue	28.2	14.5	26.0	27.6	25.5	32.3	32.7	34.0	32.7	39.0
About Half The Issues	19.4	15.3	18.2	19.5	21.0	21.0	20.9	19.8	19.3	18.0
Very Seldom Read An Issue	27.2	38.0	32.1	28.8	29.9	24.8	22.3	22.3	20.5	15.2
Never Read	2.5	5.6	3.2	2.3	2.6	1.7	1.4	1.0	1.7	0.6

NORMALLY OBTAIN COPY OF THE "AIRMAN" MAGAZINE										
Have Never Seen The Magazine	4.8	17.0	4.9	3.5	2.6	1.9	2.0	2.2	1.7	1.9
See It Frequently But Not Interested In It	4.9	9.3	6.6	6.8	6.5	3.7	2.7	2.1	3.0	1.4
Can't Get A Copy	5.0	5.4	4.5	4.2	4.4	4.9	5.4	4.5	5.0	3.8
Normally Obtain A Copy: (At My Place Of Work	58.0	20.6	49.0	56.5	56.2	67.5	71.1	74.0	72.1	78.3
(At My Unit Day-Room	15.7	30.1	19.6	16.5	19.6	12.9	9.7	7.0	8.9	5.6
(At The Club (Officers, NCO, Amn, Service)	2.9	5.6	4.6	3.1	2.4	1.9	1.6	2.8	2.4	2.1
(At The Library	3.6	5.1	5.9	4.5	3.3	2.9	2.5	2.2	2.6	1.9
(Through Subscription For It	0.2	0.1	0.2	0.2	-	0.1	0.2	0.4	0.1	1.1
(Other Than Above	4.9	6.8	4.7	4.7	5.0	4.2	4.8	4.6	4.1	4.0
OPINION OF THE AIRMAN MAGAZINE										
Have Not Read A Copy	6.7	21.2	7.9	5.5	4.6	3.1	2.9	3.7	2.3	1.9
Have Not Read Enough To Evaluate	20.6	30.3	24.4	22.2	21.3	18.6	17.0	14.7	12.4	8.8
Excellent	33.2	16.4	24.8	27.8	29.3	36.4	40.9	46.6	46.5	56.1
Fairly Good	32.9	25.5	35.3	37.0	37.5	35.8	33.0	27.9	31.8	28.3
Undecided	4.8	5.2	5.7	5.3	4.9	4.8	4.4	4.2	4.3	3.1
Not Too Good	1.4	1.1	1.4	1.4	1.8	1.2	1.5	2.5	2.0	1.5
Not Too Good At All	0.4	0.3	0.4	0.7	0.5	0.2	0.3	0.3	0.7	0.4
ACTIVE FEDERAL MILITARY SERVICE IN PRESENT GRADE LEVEL										
Less Than 4 Months	11.1	35.9	13.3	9.1	7.6	4.5	3.7	8.5	9.0	10.9
4 Through 7 Months	10.5	32.5	18.4	9.7	9.0	4.6	2.5	2.2	1.9	1.0
8 Through 11 Months	11.2	25.2	25.0	14.8	15.0	7.0	2.2	0.7	1.0	0.2
12 Through 17 Months	12.5	2.6	28.9	31.5	18.2	14.3	4.6	6.3	7.6	9.8
18 Through 23 Months	7.6	0.8	11.7	18.6	16.0	11.8	3.7	3.7	1.6	2.5
24 Through 29 Months	5.4	0.3	1.8	10.5	14.7	11.8	3.3	2.5	2.1	3.9
30 Through 35 Months	3.3	0.4	0.5	4.4	8.0	7.8	2.6	0.6	1.0	2.9
36 Through 41 Months	2.9	0.5	0.1	0.4	6.5	7.9	3.0	1.0	1.7	2.7
42 Through 47 Months	2.1	0.5	-	0.3	3.7	4.8	2.6	1.3	1.1	1.7
48 Through 53 Months	2.9	0.2	0.1	0.2	0.2	7.1	5.0	1.2	1.1	0.7
54 Through 59 Months	2.6	0.1	-	0.2	0.2	6.0	4.7	0.7	1.7	0.6
60 Through 65 Months	3.5	0.1	-	-	0.1	4.7	7.8	4.2	2.8	1.2
66 Through 71 Months	2.7	0.2	0.1	-	0.2	2.0	6.4	2.5	2.7	0.7
72 Through 77 Months	3.3	0.1	-	-	-	1.8	8.6	3.1	1.9	2.5
78 Through 83 Months	2.2	0.1	-	-	-	1.0	5.4	3.9	1.8	1.9
84 Through 89 Months	2.8	0.1	0.1	-	0.1	1.2	6.6	6.4	5.2	2.1
90 Through 95 Months	1.6	0.1	-	-	-	1.0	3.8	1.9	2.2	2.4
96 Or More Months	12.1	0.2	0.1	-	0.5	0.6	23.7	48.7	53.6	52.2
SATISFACTION WITH CURRENT STATION OF ASSIGNMENT										
Very Well Satisfied	19.7	15.9	15.0	14.0	12.6	17.6	24.1	31.7	28.6	36.8
Satisfied	28.9	29.5	29.6	27.5	23.7	29.2	29.8	26.5	28.4	28.1
Neither Good Nor Bad	21.8	28.9	23.5	24.7	25.8	21.0	18.4	15.7	16.8	12.4
Dissatisfied	29.6	25.7	31.9	33.9	38.0	32.2	27.7	26.0	26.2	22.7
ACTIVE FEDERAL MILITARY SERVICE IN PREVIOUS LOWER GRADE										
Not Promoted Or Question Doesn't Apply	7.1	28.5	8.3	3.4	2.3	2.3	1.7	3.3	3.3	3.0
Less Than 4 Months	12.5	56.5	24.5	4.1	2.2	0.9	0.3	0.9	1.4	1.3
4 Through 7 Months	4.6	6.1	11.6	8.5	5.4	2.6	1.6	1.3	1.9	2.9
8 Through 11 Months	11.5	4.9	33.2	28.5	15.8	6.0	4.7	3.9	2.7	3.6
12 Through 17 Months	17.8	1.7	19.7	37.0	33.8	15.6	18.9	9.4	7.1	9.6
18 Through 23 Months	11.0	0.6	2.3	14.5	23.7	15.8	14.1	8.3	7.8	6.3
24 Through 29 Months	8.4	0.5	0.2	3.0	12.0	16.0	12.2	8.6	11.4	7.9
30 Through 35 Months	5.0	0.2	0.1	0.6	3.2	12.4	7.2	6.3	5.4	4.3
36 Through 41 Months	5.3	0.2	-	0.2	1.0	11.5	8.5	10.3	8.7	6.1
42 Through 47 Months	3.1	0.1	-	-	0.4	6.5	5.3	5.2	4.6	3.6
48 Through 53 Months	3.4	0.2	-	-	0.1	5.8	6.0	6.6	7.1	5.9
54 Through 59 Months	1.6	-	-	-	0.1	2.5	3.1	2.5	2.8	1.8
60 Or More Months	8.6	0.6	0.1	0.1	0.1	1.9	16.4	33.4	35.7	43.6

TABLE 149 - PERCENTAGED DISTRIBUTION OF MALE AIRMEN BY YEAR IN WHICH SERVING IN ACTIVE MILITARY SERVICE, BY SELECTED CHARACTERISTICS AND ATTITUDES, WORLD-WIDE - 31 MAY 1962 (CONTINUED)

SELECTED CHARACTERISTICS AND ATTITUDES	TOTAL	PERCENTAGED DISTRIBUTION BY YEAR IN WHICH SERVING								
		First	Second	Third	Fourth	Fifth Thru Eighth	Ninth Through Eighteenth	Nine-teen-th	Twen-tieth	Twenty-first And Over
TOTAL MILITARY SERVICE COMPLETED FOR PAY PURPOSES										
Less Than 4 Months	3.9	23.8	0.8	0.6	1.0	0.1	0.4	-	-	-
4 Through 11 Months	10.0	65.7	0.9	0.5	-	0.2	-	-	-	-
1 Year	10.8	5.3	74.7	1.1	0.9	-	-	-	-	0.1
2 Years	10.0	1.4	20.7	80.4	1.2	0.2	-	0.1	-	-
3 Years	7.2	0.6	1.3	14.4	76.6	0.3	-	0.4	-	-
4 Years	3.2	0.3	0.3	0.9	9.0	16.2	-	-	0.1	-
5 Years	3.2	0.3	0.5	0.9	5.7	17.2	-	-	-	-
6 Years	3.7	0.2	0.2	0.5	2.3	22.7	0.2	-	-	-
7 Years	4.6	0.2	0.1	0.3	1.4	29.6	0.3	-	-	0.1
8 Years	4.6	0.3	-	0.1	0.5	6.7	10.3	-	-	0.1
9 Years	3.8	-	-	-	0.1	3.1	9.8	-	-	0.1
10 Years	5.8	-	-	-	-	2.3	16.2	0.1	-	-
11 Years	4.0	0.1	-	0.1	0.1	0.6	11.5	-	-	-
12 Years	2.5	0.1	-	-	0.1	0.2	7.2	-	-	-
13 Years	2.7	-	0.1	-	-	0.2	7.7	-	0.1	-
14 Years	3.6	1.2	0.1	0.1	0.1	-	10.2	-	-	-
15 Years	2.4	0.1	0.1	-	-	0.1	7.1	-	-	-
16 Years	2.4	-	-	-	-	0.1	7.2	-	-	-
17 Years	2.2	-	0.1	-	-	-	6.3	0.7	-	-
18 Years	2.6	0.1	-	-	-	0.1	2.6	73.2	3.5	-
19 Years	3.0	0.1	-	-	-	-	1.5	11.8	81.5	0.1
20 Years	1.6	0.1	-	-	0.5	-	0.6	7.2	6.3	38.9
21 Years	1.0	0.1	-	-	-	-	0.3	3.0	4.6	26.1
22 Years	0.5	-	-	-	-	-	0.1	1.5	1.7	12.5
23 Years	0.2	-	0.1	-	0.2	-	-	0.7	0.7	6.1
24 Years	0.2	-	-	-	0.1	-	-	0.3	0.4	5.1
25 Years	0.1	-	-	-	-	-	-	0.3	0.2	2.9
26 Years	0.1	-	-	-	-	-	-	0.3	0.1	3.6
27 Years	-	-	-	-	-	-	-	0.1	0.2	1.4
28 Years	-	-	-	-	-	-	-	-	-	1.0
29 Years And Over	0.1	-	-	-	-	-	-	-	0.4	1.8
SUBSISTENCE ALLOWANCE										
No, Do Not Receive Subsistence Allowance	42.4	89.2	81.1	71.8	59.8	29.7	9.3	6.3	5.8	4.7
Yes, $1.07 Per Day For Separate Rations	53.1	9.6	17.4	25.9	37.4	64.8	84.2	87.0	86.0	85.1
Yes, $1.07 Per Day For Separate Rations Plus Payments For Meals	2.2	0.4	0.6	1.1	1.4	2.7	3.4	3.4	3.8	4.7
Yes, $2.57 Or $3.42 Per Day	1.9	0.5	0.5	0.8	0.9	2.4	3.0	3.1	3.9	5.1
Yes, Payment For One Meal A Day	0.3	0.3	0.4	0.4	0.6	0.4	0.2	0.1	0.5	0.4

AGE ON LAST BIRTHDAY										
17 Years Or Younger	0.8	3.8	0.5	0.2	0.1	0.1	0.4	-	-	-
18 Years	5.4	25.3	11.2	1.1	0.4	0.1	0.1	-	0.2	-
19 Years	9.6	29.4	30.5	12.2	0.8	0.2	0.1	-	-	-
20 Years	9.5	14.6	29.2	31.2	9.7	0.4	0.1	0.2	-	-
21 Years	8.4	8.9	14.4	30.0	29.5	2.8	0.1	0.3	-	-
22 Years	6.7	9.1	6.4	12.5	26.8	9.5	-	-	0.1	-
23 Years	5.1	4.8	3.6	5.8	14.5	15.8	0.1	-	0.2	-
24 Years	4.7	1.1	3.1	3.7	7.0	21.0	0.4	-	-	-
25 Years	4.3	0.5	0.5	2.1	4.8	18.3	2.6	0.2	-	0.2
26 Years	4.2	0.2	0.2	0.4	4.2	13.8	5.0	-	-	0.2
27 Years	3.8	0.1	0.1	0.2	0.7	8.3	7.4	-	-	-
28 Years	3.6	0.1	-	0.1	0.3	4.2	8.8	-	-	0.1
29 Years	3.5	-	-	0.1	0.2	1.8	9.6	0.5	-	0.2
30 Years	3.5	0.1	-	0.1	-	1.0	9.8	-	-	0.1
31 Years	3.8	0.2	-	-	0.1	0.7	10.9	-	0.1	-
32 Years	3.4	0.5	-	0.1	0.1	0.7	9.4	-	0.1	0.1
33 Years	2.8	0.4	-	-	-	0.5	7.9	0.6	0.2	0.2
34 Years	2.0	-	-	0.1	0.1	0.2	5.9	0.2	0.2	0.2
35 Years	1.5	0.1	-	0.1	-	0.2	4.0	2.7	0.7	0.2
36 Years	1.3	0.1	-	-	-	0.1	3.0	9.0	1.7	0.2
37 Years	1.5	0.1	-	-	-	0.1	2.9	13.9	7.1	1.0
38 Years	1.6	-	-	-	-	0.1	2.5	11.0	14.0	3.4
39 Years	1.4	0.1	-	-	-	0.1	1.9	9.8	12.4	5.9
40 Years	1.3	0.1	-	-	-	-	1.5	10.6	11.0	9.7
41 Years	1.2	-	0.1	-	0.1	-	1.3	8.6	10.6	11.1
42 Years	1.2	0.1	-	-	0.2	-	1.0	7.4	9.8	13.6
43 Years	0.9	-	-	-	0.2	-	0.9	6.3	6.3	11.5
44 Years	0.7	-	-	-	-	-	0.7	4.1	4.5	9.4
45 Years	0.6	-	-	-	-	-	0.6	3.2	3.9	8.2
46 Years	0.5	-	-	-	-	-	0.4	2.3	3.9	5.5
47 Years And Over	1.5	-	-	-	-	-	1.1	9.4	12.6	18.7
QUARTERS ALLOWANCE										
No, Because Have No Dependents	39.3	84.3	78.6	68.6	54.6	22.4	7.6	8.5	6.0	4.2
No, Because Have Not Executed Class Q Allotment	1.4	2.5	1.6	1.4	1.4	1.5	0.8	0.9	1.0	1.0
No, Because (Capehart Housing	5.5	0.3	0.2	0.1	0.4	1.0	10.7	18.4	23.9	23.4
Quarters Pro- (Wherry Housing	2.7	0.3	0.1	0.3	0.3	1.3	5.7	6.1	7.5	6.3
vided For Dep- (Surplus Commodity Housing	0.3	-	0.1	0.1	0.1	0.2	0.5	0.4	0.7	1.7
endents In: (Appd Fund Housing	3.7	0.3	0.4	0.5	0.8	2.0	6.9	12.6	9.7	13.0
Yes, $51.30 Single Quarters (No Dependents)	2.7	1.6	2.6	3.5	3.9	3.7	2.4	2.2	2.3	2.0
Yes, Class Q, (Do Not Occupy Government Quarters	41.5	9.8	15.3	24.2	36.3	63.6	61.1	47.8	46.5	46.4
Allotment And: (Pay Rent For Inadequate Government Quarters	2.8	0.8	1.1	1.4	2.2	4.3	4.3	2.8	2.3	1.9
MARITAL STATUS AND DEPENDENTS										
(Wife And No Dependent Children	12.0	8.9	12.2	14.7	17.3	15.4	9.2	15.7	15.9	13.1
(Wife And 1 Dependent Child	13.6	2.6	6.0	11.7	19.9	23.2	15.8	13.3	14.5	16.4
(Wife And 2 Dependent Children	15.6	0.8	1.2	3.1	6.6	24.1	27.1	25.0	22.6	25.7
Male, And (Wife And 3 Dependent Children	10.1	0.5	0.1	0.4	1.0	8.8	21.1	18.0	18.7	19.6
Married, (Wife And 4 Dependent Children	4.8	0.3	0.1	0.1	0.4	2.8	10.4	10.0	10.6	9.9
Having: (Wife And 5 Dependent Children	1.8	0.1	-	-	0.1	0.6	4.1	3.7	5.2	4.8
(Wife And 6 Dependent Children	0.7	0.1	-	-	-	0.2	1.3	2.1	2.1	1.5
(Wife And 7 Or More Dependent Children	0.3	-	-	-	-	-	0.6	1.6	1.5	1.7
Male, And (No Dependents	38.4	83.6	77.4	67.6	52.8	22.2	7.5	7.8	5.3	4.5
Not Married, (One Dependent	1.7	2.4	2.2	1.6	1.4	1.7	1.4	0.9	1.6	1.6
Having: (Two Dependents	0.6	0.3	0.3	0.2	0.3	0.8	0.8	0.4	1.2	0.7
(Three Or More Dependents	0.4	0.3	0.3	0.5	0.4	0.1	0.6	1.3	0.8	0.5

TABLE 149 — PERCENTAGED DISTRIBUTION OF MALE AIRMEN BY YEAR IN WHICH SERVING IN ACTIVE MILITARY SERVICE, BY SELECTED CHARACTERISTICS AND ATTITUDES, WORLD-WIDE — 31 MAY 1962 (CONTINUED)

SELECTED CHARACTERISTICS AND ATTITUDES	TOTAL	PERCENTAGED DISTRIBUTION BY YEAR IN WHICH SERVING								
		First	Second	Third	Fourth	Fifth Thru Eighth	Ninth Through Eighteenth	Nine-teen-th	Twen-tieth	Twenty-first And Over
NUMBER OF DEPENDENTS										
None	39.7	85.2	79.3	69.2	53.6	22.8	7.9	8.1	5.8	4.5
One	12.6	10.0	12.6	15.1	17.8	16.2	9.9	15.9	15.9	14.1
Two	13.9	2.8	6.3	12.0	20.3	23.9	16.5	13.2	16.9	16.1
Three	15.6	0.9	1.4	3.1	6.6	24.2	27.3	26.0	22.4	25.4
Four	10.1	0.6	0.1	0.3	1.0	8.9	21.3	18.1	19.0	20.4
Five	4.9	0.3	0.1	0.1	0.5	3.0	10.7	10.0	10.7	10.7
Six	2.0	0.2	-	-	0.1	0.7	4.3	4.8	5.2	5.3
Seven	0.7	0.1	-	-	-	0.2	1.4	2.1	2.6	1.7
Eight	0.2	-	-	-	-	-	0.4	1.2	0.7	0.9
Nine Or More	0.2	-	0.1	-	-	-	0.3	0.6	0.9	0.9
HELPFULNESS OF "FORECAST ON AVAILABILITY OF FAMILY HOUSING"										
Do Not Know About Pamphlet	38.6	72.6	68.3	68.4	62.7	47.0	30.0	21.5	18.4	16.4
Know About It But Have Not Used It	24.1	10.7	15.7	16.7	20.8	24.4	26.0	28.0	27.8	27.0
Yes, Described Condition At New Station: (Very Accurately	4.5	1.5	1.2	1.3	1.7	2.8	5.5	8.0	7.2	7.4
(Fairly Accurately	11.8	4.3	3.6	3.4	3.5	8.8	13.9	16.1	19.7	22.1
(Can't Judge	2.2	0.9	1.3	0.8.	1.8	2.1	2.6	3.1	1.6	2.1
(Not Too Accurately	4.9	1.5	1.6	1.5	1.5	3.3	6.2	5.0	7.2	8.3
(Not Accurately At All	3.7	1.1	0.4	0.5	0.8	2.5	4.8	5.9	6.1	4.8
No, Pamphlet Was Not Helpful	5.1	3.2	3.4	2.3	3.2	4.0	6.0	5.9	6.1	6.6
Other	5.1	4.3	4.5	5.2	4.0	5.2	5.0	6.5	6.0	5.3
TYPE OF DEPENDENTS										
Children: (None	20.7	65.8	61.6	48.9	38.0	20.4	10.8	17.2	17.3	14.8
(One	23.7	21.0	30.7	39.3	44.3	31.6	18.3	14.9	17.2	18.6
(Two	26.0	5.7	6.3	9.9	14.2	31.5	29.8	27.5	24.7	26.6
(Three	16.7	3.4	0.7	1.1	2.4	11.5	23.0	19.7	20.2	20.8
(Four	8.2	2.6	0.6	0.6	0.9	3.8	11.5	12.0	11.1	10.9
(Five	3.1	0.8	-	-	0.2	0.8	4.4	4.6	5.3	5.1
(Six	1.1	0.6	0.1	-	-	0.3	1.5	2.1	2.3	1.7
(Seven	0.4	-	-	0.1	-	-	0.5	1.5	0.9	0.8
(Eight Or More	0.2	-	-	-	-	-	0.2	0.5	1.0	0.8
Parents: (None	95.0	85.3	91.3	94.1	95.2	96.0	95.9	96.2	95.0	92.5
(One	4.4	12.5	7.4	5.0	4.1	3.5	3.7	3.5	4.4	6.7
(Two	0.5	2.1	0.9	0.9	0.7	0.4	0.3	0.3	0.4	0.8
(Three	0.1	0.2	0.5	-	-	0.1	0.1	-	-	-
(Four Or More	-	-	-	-	0.1	-	-	-	0.3	-
Wives And Other Adults: (None	5.3	15.5	8.3	5.6	5.5	4.8	4.7	4.1	4.3	3.9
(One	93.3	83.4	90.3	94.0	93.2	94.2	93.8	94.6	93.7	93.5
(Two	1.1	0.8	1.1	0.3	1.3	0.7	1.1	0.7	2.0	2.1
(Three	0.2	0.2	0.2	-	0.1	0.2	0.2	0.5	-	0.4
(Four Or More	0.2	0.2	0.1	0.1	-	0.1	0.2	0.2	-	0.1

UNDERSTAND BENEFITS UNDER DEPENDENTS MEDICAL CARE PROGRAM										
Thoroughly	13.0	9.7	12.4	10.5	11.5	11.3	13.1	18.1	17.8	18.8
Quite Well	39.4	26.0	29.0	35.5	37.9	39.8	40.9	41.2	43.7	42.0
Well Enough	21.8	18.4	20.6	23.6	24.6	23.2	22.0	18.9	19.6	17.9
Not Too Well	21.9	35.1	32.5	25.4	19.5	22.3	21.0	17.9	15.4	17.6
Not At All Well	3.8	10.8	5.5	5.0	6.5	3.4	3.0	3.9	3.5	3.6
METHOD LEARNED ABOUT DEPENDENTS MEDICAL CARE PROGRAM										
Have Not Learned Of Program	4.6	18.8	11.5	8.8	7.3	4.7	2.8	2.9	2.6	2.1
Through You (Their Sponsor)	28.4	21.6	24.0	31.5	28.4	31.3	28.6	23.0	25.4	27.5
Base Medical Briefing	10.4	12.2	10.4	9.8	8.1	10.5	10.6	9.6	12.1	9.7
Base Dependents Briefing	17.1	6.4	9.7	10.8	9.5	13.8	19.8	26.2	23.1	20.5
Air Force Times	11.9	2.7	2.8	3.5	6.0	9.0	14.5	18.9	16.3	17.0
Base Newspaper	1.8	1.2	1.3	1.0	1.1	2.0	1.9	2.0	1.9	2.2
Commander's Call	7.1	5.8	7.6	3.9	5.4	7.2	7.4	7.3	8.8	6.6
Other	18.7	31.3	32.6	30.6	34.2	21.6	14.4	10.1	9.8	14.4

Source: Sample Survey, Statistics and Reports Division, Directorate of Data Systems and Statistics, Comptroller of the Air Force

Military Training

PART IX

MILITARY TRAINING

INTRODUCTION

Information contained in this part of the "USAF Statistical Digest" covers the subjects of Indoctrination, Flying, Technical, Professional, Technological, and Collegiate Training.

Data include training of USAF military and civilian personnel in USAF,Army,Navy, and in joint military schools.

Reporting for the current fiscal year continued practically the same format as FY 1961.

DEFINITIONS

FLYING TRAINING - The training and instruction given aviation cadets and other students in the art or skill of manning of operating aircraft in any capacity, as in that of pilot, navigator, etc.

FOREIGN NATIONALS - Students who are detailed to the school in an attached status from any foreign country,territory or possession, excluding those possessions and territories of the United States of America.

GRADUATES - Students who have successfully completed a course in which enrolled.

HOLDOVERS - Students who do not graduate when normally scheduled, but who are still enrolled in the course. These students are reported as enrolled at the beginning of the ensuing period until otherwise disposed of.

INDOCTRINATION TRAINING - A basic or primary training course given to military personnel.

LOSSES - Losses include three groups of students:

1. Those who fail a course because of academic or flying deficiency.
2. Those who are lost from service because of fatality as a direct result of training.
3. Those who are withdrawn from a course because of illness, death, or any reason other than 1 and 2 above and who will not continue that course at a later date.

PROFESSIONAL TRAINING - Formal general educational training in residence and at selected civilian educational institutions or industrial organizations (technological and collegiate) to improve an individual's general qualifications and ability to perform his military duties.

STUDENTS - Training students are those personnel enrolled for the purpose of undergoing standardized courses of instruction at service schools conducted by the US Air Force, US Army, US Navy, and civilian schools and hospitals. (This group includes US Air Force, Air Reserve Forces (Air Force Reserve and Air National Guard), US Army, US Navy, civilians, and foreign nationals.) In referring to USAF Training, students fall under these categories:

1. Assigned - Personnel assigned to the school unit and for whom the school unit is responsible for morning report strength accountability.
2. Attached - Personnel attached to the school unit from other units of the US Air Force or other Federal Agencies, who are scheduled to return to their respective units upon completion of the course, and for whom strength accountability is at all times maintained by such other units.

TECHNICAL TRAINING - Formal, field, and on-the-job training (OJT) required to enable an individual to perform one or more of the tasks contained in an Air Force Specialty Description, excepting those officer specialties which involve an aeronautical rating or professional qualifications.

TABLE 150 — USAF MILITARY INDOCTRINATION TRAINING OF USAF PERSONNEL — FY 1962

(Figures within parentheses indicate AFR/ANG personnel and are included in the open figures.)

TYPE OF TRAINING	UNDER INSTRUCTION (BEGINNING OF PERIOD)		DURING PERIOD						UNDER INSTRUCTION (END OF PERIOD)	
			Entries		Graduates		Losses			
	FY 1962									
TOTAL	(1,313)	16,223	(9,099)	121,515	(9,183)	116,223	(199)	5,966	(1,030)	15,549
OFFICER - TOTAL		-	(52)	900	(52)	713		1		186
Basic Military Course (Chaplain)		-	(8)	60	(8)	60		-		-
Basic Military Course (Legal)		-		142		141		1		-
Basic Military Course (Medical)		-	(44)	698	(44)	512		-		186
AIRMAN - TOTAL	(1,313)	16,223	(9,047)	120,615	(9,131)	115,510	(199)	5,965	(1,030)	15,363
Basic Military Training	(1,307)	16,014	(9,025)	117,122	(9,119)	112,755	(192)	5,578	(1,021)	14,803
Officer Candidate School	(6)	132	(22)	609	(12)	493	(7)	194	(9)	54
Officer Training School		77		2,884		2,262		193		506

Source: Statistics and Reports Division, Directorate of Data Systems and Statistics, Comptroller of the Air Force.

TABLE 151 — USAF FLYING TRAINING OF USAF PERSONNEL BY COURSE — FY 1962

(End of year total does not balance due to adjustments made during the year)

TYPE OF PERSONNEL AND TYPE OF TRAINING BY COURSE	UNDER INSTRUCTION (BEGINNING OF PERIOD)	DURING PERIOD			UNDER INSTRUCTION (END OF PERIOD)
		Entries	Graduates	Losses	
	FY 1962				
TOTAL	5,367	19,565	19,276	1,049	4,584
OFFICER - TOTAL	4,683	16,366	16,293	664	4,075
Pilot Training - Total	1,469	3,910	3,235	442	1,686
Undergraduate Pilot Training - Total	1,455	3,442	2,833	431	1,617
Primary	853	1,904	1,534	374	a/ 833
Basic	602	1,538	1,299	57	784
Specialized Pilot Training - Total	14	468	402	11	69
Pilot Instructor Training, Basic	14	412	348	11	67
Pilot Instructor Training, T-39	-	56	54	-	2
Navigator and Related Training - Total	1,631	3,530	3,722	129	1,310
Undergraduate Navigator Training - Total	655	1,496	1,449	53	651
Preflight	75	758	737	-	a/ 99
Basic	580	738	712	53	a/ 552
Advanced Courses - Total	922	1,130	1,358	75	617
Electronic Warfare Officer	395	446	539	28	b/ 272
Navigator - Bombardier Training (MA 6A/7A)	422	571	675	27	291
Radar Intercept, (MG 12/13). a/	105	113	144	20	54
Upgrading Courses - Total	54	395	406	1	42
Electronic Warfare Officer (B-58)	1	55	46	-	10
Navigator-Bombardier (ASQ-38)	49	282	304	1	26
Navigator-Bombardier (ASQ-42)	4	58	56	-	6
Familiarization and Special Courses - Total	-	509	509	-	-
Electronic Warfare Familiarization	-	247	247	-	-
Electronic Warfare Refresher	-	110	110	-	-
Radar Bombing Familiarization	-	70	70	-	-
Radar Bombing Familiarization (ASQ-38)	-	52	52	-	-
Radar Familiarization Training (R-14A)	-	30	30	-	-
Advanced Flying Training (Individual) - Total	1,583	8,926	9,336	93	1,079
Bomber-Tanker Combat Schools - Total c/	832	3,230	3,676	16	369
B-47 Medium Bomber	292	370	596	10	56
B-52 Heavy Bomber	353	1,051	1,220	3	d/ 180
KC-97 Tanker	98	595	690	3	-
KC-135 Tanker	89	597	585	-	101
Nuclear Safety Operations	-	139	120	-	19
Nuclear Weapons Delivery, B-47, B-52	-	274	261	-	13
Nuclear Weapons Delivery, Operations	-	23	23	-	-
Nuclear Weapons Delivery, Operations, (Refresher)	-	181	181	-	-
Advanced Flying School - Fighter/Fighter Bomber - Total	162	599	582	13	166
F-100 C/F	78	117	191	3	1
F-100 Operational Training	44	178	166	5	51
F-100 Operational Training (Refresher)	-	59	-	-	59
F-101 Jet Transition	5	33	33	-	5
F-105D Operational Training	35	212	192	5	50
Advanced Flying School Interceptor - Total	31	178	153	1	54
F-102	25	115	93	-	47
B-58 Lead In Training (T-33, F-102)	6	63	60	1	d/ 7

TABLE 151 — USAF FLYING TRAINING OF USAF PERSONNEL BY COURSE — FY 1962 (CONTINUED)

TYPE OF PERSONNEL AND TYPE OF TRAINING BY COURSE	UNDER INSTRUCTION (BEGINNING OF PERIOD)	DURING PERIOD			UNDER INSTRUCTION (END OF PERIOD)
		Entries	Graduates	Losses	
	FY 1962 (Continued)				
OFFICERS (Continued)					
Advanced Flying School (Reconnaissance) - Total	7	28	25	1	9
B-50 (Pilot)	-	10	9	1	-
B-50 (Pilot Advanced)	1	2	3	-	-
B-50 (Co-Pilot)	6	16	13	-	9
Advanced Flying School (Transport) - Total	71	335	334	7	66
C-118 (Pilot)	3	15	16	-	2
C-118 (Co-Pilot)	1	63	43	-	21
C-118 (Pilot Special)	3	18	17	3	1
C-124 (Pilot)	20	46	62	2	2
C-124 (Co-Pilot)	43	173	175	2	e/ 40
C-124 (Special)	1	20	21	-	-
Advanced Flying School (Tactical Reconnaissance - Total c/	36	113	127	2	20
B-66 Jet Transition	4	10	14	-	-
RB-66 (Pilot and Navigator)	16	58	67	-	7
RF-101	16	45	46	2	13
Related Combat Flying Courses - Total	399	4,092	4,046	51	394
Central Flight Instructor	5	205	202	-	8
Combative Measures Instructor (Judo)	-	4	1	-	3
Flight Indoctrination for Flight Surgeons	-	11	11	-	-
Helicopter Pilot	44	83	96	1	30
H-43 Pilot and Firefighting Training	10	109	106	2	11
Instructor Operational Training, F-100	3	12	8	7	-
Instructor Upgrade, F-100	4	9	13	-	-
Instrument Pilot Instructor School (Reciprocating, T-29) f/	32	116	132	3	13
Instrument Pilot Instructor School (Jet)	35	166	171	1	29
Instrument Pilot Instructor (T-39)	-	67	53	1	13
Nuclear Weapons Delivery Instructor	13	-	13	-	-
Senior Officer, B-47 Transition	1	13	7	-	7
Survival Training g/	186	2,812	2,756	22	220
Tactical Fighter Weapons Instructor Course, F-100	9	40	40	-	9
Weapons Controller	57	258	273	9	33
Weapons Controller, (Refresher)	-	187	164	5	18
Specialized Training - Total	45	351	393	2	1
ATC Instructor Training	-	207	207	-	-
ATC Supervisor Training	-	90	90	-	-
Jet Qualification	45	54	96	2	1
AIRMAN - TOTAL	684	3,199	2,983	385	509
Pilot Training - Total	10	-	5	-	-
Undergraduate Pilot Training - Total	10	-	5	-	-
Basic	10	-	5	-	h/ -
Navigator and Related Training - Total	518	1,160	1,109	181	387
Undergraduate Navigator Training - Total	518	1,160	1,109	181	387
Preflight	79	578	582	65	a/ 16
Basic	439	582	527	116	a/ 371
Advanced Flying Training (Individual) - Total	156	2,039	1,869	204	122
B-52 Heavy Bomber	38	214	220	11	21

TABLE 151 — USAF FLYING TRAINING OF USAF PERSONNEL BY COURSE — FY 1962 (CONTINUED)

TYPE OF PERSONNEL AND TYPE OF TRAINING BY COURSE	UNDER INSTRUCTION (BEGINNING OF PERIOD)	DURING PERIOD			UNDER INSTRUCTION (END OF PERIOD)
		Entries	Graduates	Losses	
	FY 1962 (Continued)				
AIRMEN (Continued)					
Advanced Flying Training (Individual) (Continued)					
Central Flight Instructor School	-	52	52	-	-
Combative Measures Instructor (Judo)	29	166	180	1	14
H-43B Pilot and Firefighting Training	12	120	132	-	-
KC-97 Tanker	21	86	100	7	-
KC-135 Tanker	19	125	107	1	36
Survival Training g/	18	1,096	924	174	16
Flight Engineer and Mechanic School - Total	19	180	154	10	35
B-50	6	18	21	1	2
C-118	8	47	43	5	7
C-124	5	115	90	4	26

a/ Adjustments made by the Air Training Command.
b/ Two Foreign Students previously reported as USAF Officers.
c/ B-66 Jet Transition Course, Tactical Reconnaissance Group previously reported with Bomber-Tanker Combat Group.
d/ One student dropped from course.
e/ One student omitted previous reporting period.
f/ Previously reported as Conventional.
g/ Previously reported as Combat Survival Training.
h/ Five Air National Guard Aviation Cadets erroneously reported on previous report as USAF students.

Source: Statistics and Reports Division, Directorate of Data Systems and Statistics, Comptroller of the Air Force.

TABLE 152 — USAF FLYING TRAINING FATALITIES OF USAF PERSONNEL BY COURSE, BY QUARTER — FY 1962

(Other fatalities reported in Flying Training during FY 1962 were: Four Foreign Officers (MAP), F86 Fighter; One Foreign Aviation Cadet (MAP), Undergraduate Pilot Training.)

TYPE OF TRAINING BY COURSE	TOTAL	FIRST QUARTER	SECOND QUARTER	THIRD QUARTER	FOURTH QUARTER
TOTAL	7	3	-	2	2
Officer - Total	7	3	-	2	2
Pilot Training - Total	4	-	-	2	2
Undergraduate Pilot Training - Total	4	-	-	2	2
Primary	2	-	-	1	1
Basic	2	-	-	1	1
Advanced Flying Training (Individual) - Total	3	3	-	-	-
F-100 F/C	2	2	-	-	-
F-100 Operational Training	1	1	-	-	-

Source: Statistics and Reports Division, Directorate of Data Systems and Statistics, Comptroller of the Air Force.

TABLE 153 — USAF FLYING TRAINING OF US ARMY AND US NAVY PERSONNEL BY COURSE — FY 1962

TYPE OF TRAINING BY COURSE	UNDER INSTRUCTION (BEGINNING OF PERIOD)		DURING PERIOD						UNDER INSTRUCTION (END OF PERIOD)	
			Entries		Graduates		Losses			
	Army	Navy	Army	Navy	Army	Navy	Army	Navy	Army	Navy
TOTAL	1	20	28	219	12	204	1	7	16	28
Officer - Total	-	9	27	109	12	100	-	1	15	17
Navigator and Related Training - Total	-	-	4	6	4	-	-	-	-	6
Electronic Warfare Officer Familiarization	-	-	4	-	4	-	-	-	-	-
Radar Intercept Officer (MG-12/13)	-	-	-	6	-	-	-	-	-	6
Advanced Flying Training (Individual) - Total	-	9	23	103	8	100	-	1	15	11
Combative Measures Instructor (Judo)	-	-	-	1	-	1	-	-	-	-
Flight Indoctrination, Flight Surgeon	-	-	3	-	3	-	-	-	-	-
Jet Qualification	-	-	1	-	1	-	-	-	-	-
Survival Training a/	-	2	19	30	4	26	-	1	15	5
Tactical Fighter Weapons Instructors Course, F-100	-	-	-	3	-	2	-	-	-	1
Transport Pilot (C-118)	-	1	-	26	-	26	-	-	-	1
Transport Co-Pilot (C-118)	-	6	-	35	-	37	-	-	-	4
Transport Pilot Special (C-118)	-	-	-	8	-	8	-	-	-	-
Airman - Total	1	11	1	110	-	104	1	6	1	11
Navigator and Related Training - Total	1	-	-	-	-	-	1	-	-	-
Undergraduate Navigator Training	1	-	-	-	-	-	1	-	-	-
Advanced Flying Training (Individual) - Total	-	11	1	110	-	104	-	6	1	11
Combative Measures Instructor (Judo)	-	-	-	7	-	7	-	-	-	-
Flight Mechanics School (C-118)	-	10	-	71	-	64	-	6	-	11
Survival Training a/	-	1	1	32	-	33	-	-	1	-

a/ Previously reported as Combat Survival Training.

Source: Statistics and Reports Division, Directorate of Data Systems and Statistics, Comptroller of the Air Force.

TABLE 154 – USAF FLYING TRAINING OF FOREIGN NATIONALS BY COURSE – FY 1962

TYPE OF PERSONNEL AND TYPE OF TRAINING BY COURSE	UNDER INSTRUCTION (BEGINNING OF PERIOD)	DURING PERIOD			UNDER INSTRUCTION (END OF PERIOD)
		Entries	Graduates	Losses	
	FY 1962 - TOTAL				
TOTAL	430	1,099	1,049	45	c/ 434
OFFICER - TOTAL	253	674	634	30	263
Pilot Training - Total	119	208	185	16	126
Undergraduate Pilot Training - Total	119	208	185	16	126
Primary	63	107	93	10	67
Basic, Jet	32	81	69	3	41
Basic, T-28	24	20	23	3	18
Navigator and Related Training - Total	14	31	30	2	13
Undergraduate Navigator Training - Total	13	13	19	2	5
Preflight	3	5	8	-	-
Basic	10	8	11	2	5
Electronic Warfare Familiarization	-	1	1	-	-
Electronic Warfare Officer	-	16	8	-	8
Navigator-Bombardier (ASQ-12)	-	1	1	-	-
Navigator-Bombardier (MA-6A/7A)	1	-	1	-	-
Advanced Flying Training (Individual) - Total	120	435	419	12	124
F-84F (Fighter Course)	32	97	82	5	42
F-86 (Fighter Course)	13	94	79	4	24
F-100 (Fighter Course)	7	5	11	1	-
F-86L (Interceptor Course)	30	22	52	-	-
F-102 (Interceptor Course)	-	7	2	-	5
C-118 Transport Pilot	-	9	9	-	-
Helicopter Pilot	7	17	17	-	7
H-43B Pilot and Firefighting Training	2	7	9	-	-
Instrument Pilot, C-47	-	6	2	-	4
Instrument Pilot Instructor (Jet)	6	29	22	-	13
Instrument Pilot Instructor (Reciprocating) a/	6	16	15	-	7
Instrument Pilot Instructor (T-39)	-	1	1	-	-
Survival Training b/	-	9	6	1	2
Tactical Fighter Weapons Instructor, F-100	-	14	13	-	1
Tactical Reconnaissance, RF-101	1	-	1	-	-
Weapons Controller	8	21	12	-	17
Weapons Controller, Refresher	-	1	1	-	-
Specialized Training - Total	8	80	85	1	2
ATC Instructor Training	-	13	13	-	-
Jet Qualification	3	43	44	-	2
Pilot Instructor Training, Basic	5	17	21	1	-
Pilot Transition, C-47	-	7	7	-	-
AIRMAN - TOTAL	177	425	415	15	171
Pilot Training - Total	172	326	325	14	158
Undergraduate Pilot Training - Total	172	326	325	14	158
Primary	89	148	162	6	c/ 68
Basic, Jet	61	164	141	8	76
Basic, T-28	22	14	22	-	14
Navigator and Related Training - Total	-	4	4	-	-
Undergraduate Navigator Training - Total	-	4	4	-	-
Preflight	-	2	2	-	-

TABLE 154 — USAF FLYING TRAINING OF FOREIGN NATIONALS BY COURSE — FY 1962 (CONTINUED)

TYPE OF PERSONNEL AND TYPE OF TRAINING BY COURSE	UNDER INSTRUCTION (BEGINNING OF PERIOD)	DURING PERIOD			UNDER INSTRUCTION (END OF PERIOD)
		Entries	Graduates	Losses	
	FY 1962 - TOTAL (Continued)				
AIRMAN (Continued)					
Undergraduate Navigator Training (Continued)					
Basic	-	2	2	-	-
Advanced Flying Training (Individual) - Total	5	95	86	1	13
F-84F (Fighter Course)	-	58	48	1	9
F-86 (Fighter Course)	-	21	17	-	4
F-100 (Fighter Course)	-	3	3	-	-
F-86L (Interceptor Course)	5	8	13	-	-
Flight Mechanic School, C-118	-	5	5	-	-

a/ Previously reported as "Conventional".

b/ Previously reported as Combat and Survival Training.

c/ One Aviation Cadet erroneously enrolled as new student.

Source: Statistics and Reports Division, Directorate of Data Systems and Statistics, Comptroller of the Air Force.

TABLE 155 — TECHNICAL TRAINING OF USAF OFFICERS BY OCCUPATIONAL FIELD, BY AIR TRAINING COMMAND — FY 1962

(Course titles within parentheses indicate current title of courses.)

OCCUPATIONAL FIELD	UNDER INSTRUCTION (BEGINNING OF PERIOD)	DURING PERIOD			UNDER INSTRUCTION (END OF PERIOD)
		Entries	Graduates	Losses	
TOTAL	1,649	12,456	11,818	137	2,150
Special Commander and Director	5	442	430	7	10
Operations Career Area (Combat and Operations)	521	3,642	3,581	34	548
Weather	-	56	50	1	5
Communications-Electronics	489	1,804	1,475	31	787
Missile	47	845	864	4	24
Armament	107	340	354	7	86
Nuclear Weapons	3	28	31	-	-
Aircraft Maintenance	225	1,185	1,240	4	166
Motor Vehicle Maintenance	7	26	24	-	9
Fabric, Leather, and Rubber	-	2	2	-	-
Civil Engineering	2	10	12	-	-
Transportation	8	93	87	1	13
Munitions and Weapons Maintenance	-	59	55	4	-
Supply	37	489	454	-	72
Production Procurement (Procurement)	8	63	62	-	9
Comptroller (Financial and Statistical)	-	-	-	-	-
Photography (Photomapping)	1	11	11	1	-
Personnel	20	280	240	6	54
Education and Training	12	506	494	3	21
Air Police	13	115	112	1	15
Intelligence	-	493	303	17	173
Special Investigations	-	-	-	-	-
Legal	-	-	-	-	-
Chaplain	28	57	85	-	-
Medical Services	21	339	334	-	26
Medical Specialist	-	37	34	1	2
Medical Professional	10	705	673	8	34
Nurse	27	162	158	4	27
Dental	2	16	18	-	-
Veterinary	-	58	58	-	-
Safety	1	31	32	-	-
Utilities	2	20	22	-	-
Fire Protection	-	-	-	-	-
Communications Operations	-	15	13	2	-
Aircraft Accessory Maintenance	-	1	1	-	-
Photographic	-	31	29	-	2
Radio-Radar Systems	-	6	6	-	-
Facilities	-	2	2	-	-
Aircraft Protection	-	4	4	-	-
Financial a/	22	60	72	-	10
Statistical a/	31	420	394	1	56
Information	-	3	2	-	1

a/ Comptroller course was divided into Financial and Statistical courses at the beginning of the Second Quarter.

Source: Statistics and Reports Division, Directorate of Data Systems and Statistics, Comptroller of the Air Force.

TABLE 156 – TECHNICAL TRAINING OF AIRMEN BY CAREER FIELD, BY AIR TRAINING COMMAND – FY 1962

CATEGORY AND CAREER FIELD	UNDER INSTRUCTION (BEGINNING OF PERIOD)	DURING PERIOD			UNDER INSTRUCTION (END OF PERIOD)
		Entries	Graduates	Losses	
TOTAL	33,513	125,618	114,987	6,225	37,919
HIGHLY TECHNICAL - TOTAL	26,091	78,639	70,674	4,632	29,424
Combat and Operations	-	5	5	-	-
First Sergeant	3	30	31	2	-
Intelligence	43	2,602	1,451	172	1,022
Weather	360	1,013	982	62	329
Air Traffic Control and Warning	833	3,015	2,754	252	842
Communications-Operations	2,394	7,097	6,250	741	2,500
Radio-Radar Systems	8,619	18,804	15,095	1,189	11,139
Missile Electronic Maintenance	1,395	4,020	3,830	131	1,454
Armament Systems Maintenance and Operator	2,169	2,993	3,030	370	1,762
Nuclear Weapons	643	1,122	1,474	69	222
Training Devices	284	494	543	35	200
Aircraft Accessory Maintenance	2,885	8,201	8,347	148	2,591
Aircraft Maintenance	5,512	19,884	18,679	1,149	5,568
Missile Maintenance	138	2,217	1,782	11	562
Munitions and Weapons Maintenance	411	2,475	1,970	165	751
Education and Training	402	4,667	4,451	136	482
TECHNICAL - TOTAL	3,445	22,341	20,763	845	4,178
Photomapping	-	92	92	-	-
Safety	4	260	208	5	51
Wire Maintenance	588	2,332	2,028	110	782
Intricate Equipment Maintenance	133	317	286	43	121
Metal Working	255	1,727	1,488	25	469
Procurement	5	153	122	1	35
Accounting and Finance, and Auditing	290	1,014	988	35	281
Statistical, Analysis, Data Processing, and Programming	233	1,617	1,413	89	348
Administrative	593	3,115	2,729	236	743
Information	8	13	21	-	-
Personnel	331	1,546	1,518	39	320
Special Investigations	-	-	-	-	-
Medical	888	8,177	8,062	227	776
Aircrew Protection	69	1,488	1,437	15	105
Dental	48	490	371	20	147
SEMI-TECHNICAL - TOTAL	3,615	23,371	22,356	568	4,062
Photographic	88	738	695	31	100
Motor Vehicle Maintenance	334	2,251	2,223	36	326
Facilities	872	4,688	4,097	75	1,388
Construction	-	40	25	-	15
Utilities	331	1,057	1,297	45	46
Fire Protection	185	1,475	1,455	32	173
Fabric, Leather, and Rubber	77	606	574	10	99
Marine	-	-	-	-	-
Transportation	59	501	451	38	71
Food Service	-	-	-	-	-
Supply	1,068	7,535	7,233	206	1,164
Printing	-	-	-	-	-
Special Services	-	-	-	-	-
Band	-	-	-	-	-
Air Police	601	4,480	4,306	95	680
REPORTING CODES - TOTAL	362	1,267	1,194	180	255

Source: Statistics and Reports Division, Directorate of Data Systems and Statistics, Comptroller of the Air Force.

TABLE 157 — TECHNICAL TRAINING OF US ARMY PERSONNEL BY AIR TRAINING COMMAND — FY 1962

TYPE OF PERSONNEL	UNDER INSTRUCTION (BEGINNING OF PERIOD)	DURING PERIOD			UNDER INSTRUCTION (END OF PERIOD)
		Entries	Graduates	Losses	
TOTAL	76	943	668	101	250
OFFICER - TOTAL	-	70	65	-	5
ENLISTED - TOTAL	76	873	603	101	245

Source: Statistics and Reports Division, Directorate of Data Systems and Statistics, Comptroller of the Air Force.

TABLE 158 — TECHNICAL TRAINING OF US NAVY PERSONNEL BY AIR TRAINING COMMAND — FY 1962

TYPE OF PERSONNEL	UNDER INSTRUCTION (BEGINNING OF PERIOD)	DURING PERIOD			UNDER INSTRUCTION (END OF PERIOD)
		Entries	Graduates	Losses	
TOTAL	17	171	167	3	18
OFFICER - TOTAL	-	17	16	-	1
ENLISTED - TOTAL	17	154	151	3	17

Source: Statistics and Reports Division, Directorate of Data Systems and Statistics, Comptroller of the Air Force.

TABLE 159 – USAF PROFESSIONAL, TECHNOLOGICAL, AND COLLEGIATE TRAINING OF USAF OFFICERS BY COURSE, BY AIR UNIVERSITY – FY 1962

(Table below is a modification of Table 165, FY 1961; See change in frequency of reporting.)

SCHOOL AND COURSE	UNDER INSTRUCTION (BEGINNING OF PERIOD)	DURING PERIOD			UNDER INSTRUCTION (END OF PERIOD)
		Entries	Graduates	Losses	
	FY 1962 - TOTAL (1 JUL 1961 THROUGH 30 JUN 1962)				
TOTAL	3,259	8,072	7,103	198	4,030
Air University Schools - Total	3,259	7,865	7,038	198	3,888
War College - Total	-	122	121	1	-
Air Command and Staff School - Total	891	5,114	5,072	33	900
Academic Instructor Course	-	393	385	8	-
Aerospace Operations Course	-	134	104	-	30
Air Warfare Systems Orientation	-	431	430	1	-
Command and Staff College	-	514	511	3	-
Command and Staff College Orientation Course	-	384	383	1	-
Employment Indoctrination Course	-	53	53	-	-
Space Systems Orientation	-	512	512	-	-
Squadron Officer School	891	2,666	2,667	20	870
Weapons Emp Indoctrination Course	-	27	27	-	-
USAF Institute of Technology - Total	2,368	2,629	1,845	164	2,988
Advanced Management	87	137	70	3	151
Aeronautical Engineering	331	188	130	29	360
Armament Engineering	25	14	14	1	24
Astronautics	38	21	20	-	39
Astronautical Engineering	28	22	16	1	33
Business Administration	91	138	92	3	134
Business Transportation	27	29	27	1	28
Chemistry	27	11	11	4	23
Chemical Engineering	7	5	4	2	6
Civil Engineering	71	245	207	2	107
Civilian Hospitals	262	420	383	11	288
Education	3	7	5	-	5
Electrical Engineering	427	356	189	49	545
Executive Engineering	-	32	32	-	-
Guided Missiles	18	-	13	-	5
Industrial Engineering	135	152	54	8	225
Languages	11	14	6	11	8
Metallurgy	10	8	5	1	12
Mathematics	39	49	22	3	63
Meteorology	259	220	218	12	249
Mechanical Engineering	190	171	64	10	287
Nuclear Defense	-	21	21	-	-
Nuclear Engineering	34	29	3	2	58
Operational Research	5	11	-	-	16
Personnel Management	19	4	19	-	4
Petroleum Engineering	6	5	1	1	9
Philosophy	2	-	1	-	1
Photography	3	8	3	-	8
Physics	40	51	24	3	64
Physiology	3	1	2	-	2
Political and Social Sciences	70	85	52	4	99
Psychology	38	26	30	2	32
Reliability Engineering	-	24	-	-	24
Training with Industry	62	125	107	1	79
Department of Defense Colleges - Total	-	207	65	-	142
Armed Forces Staff College	-	129	65	-	64
Industrial College of Armed Forces	-	44	-	-	44
National War College	-	34	-	-	34

Source: Statistics and Reports Division, Directorate of Data Systems and Statistics, Comptroller of the Air Force.

TABLE 160 — USAF PROFESSIONAL, TECHNOLOGICAL, AND COLLEGIATE TRAINING OF AIRMEN BY COURSE, BY AIR UNIVERSITY — FY 1962

SCHOOL AND COURSE	UNDER INSTRUCTION (BEGINNING OF PERIOD)	DURING PERIOD			UNDER INSTRUCTION (END OF PERIOD)
		Entries	Graduates	Losses	
	FY 1962 - TOTAL (1 JUL 1961 THROUGH 30 JUN 1962)				
TOTAL	251	916	536	64	567
AIR COMMAND AND STAFF SCHOOL - TOTAL	-	502	485	17	-
Academic Instructor Course	-	502	485	17	-
USAF INSTITUTE OF TECHNOLOGY - TOTAL	251	414	51	47	567
Aeronautical Engineering	25	36	-	5	56
Astronautics	10	15	1	1	23
Business Administration	19	75	8	3	83
Business Transportation	11	14	8	-	17
Civil Engineering	-	8	-	-	8
Civilian Hospitals	12	15	1	-	26
Electrical Engineering	85	80	13	17	135
Industrial Engineering	13	26	-	5	34
Mathematics	6	24	3	2	25
Mechanical Engineering	24	32	-	7	49
Meteorology	15	17	4	2	26
Nuclear Engineering	8	10	1	2	15
Personnel Management	5	22	2	-	25
Political and Social Sciences	18	35	10	3	40
Physics	-	5	-	-	5

Source: Statistics and Reports Division, Directorate of Data Systems and Statistics, Comptroller of the Air Force.

TABLE 161 — USAF PROFESSIONAL, TECHNOLOGICAL, AND COLLEGIATE TRAINING OF WAF PERSONNEL BY COURSE, BY AIR UNIVERSITY — FY 1962

SCHOOL AND COURSE	UNDER INSTRUCTION (BEGINNING OF FISCAL YEAR)	DURING PERIOD			UNDER INSTRUCTION (END OF FISCAL YEAR)
		Entries	Graduates	Losses	
	OFFICERS				
TOTAL	59	98	66	1	90
AIR COMMAND AND STAFF SCHOOL - TOTAL	3	25	22	-	6
Squadron Officer School	3	19	16	-	6
Space Systems Orientation	-	-	-	-	-
Command and Staff College	-	1	1	-	-
Academic Instructor Course	-	5	5	-	-
USAF INSTITUTE OF TECHNOLOGY - TOTAL	56	73	44	1	84
Business Administration	1	-	-	-	1
Civilian Hospitals	54	68	44	1	77
Meteorology	1	-	-	-	1
Photography	-	1	-	-	1
Political and Social Sciences	-	2	-	-	2
Psychology	-	1	-	-	1
Training with Industry	-	1	-	-	1
	AIRMEN				
TOTAL	2	5	1	1	5
AIR COMMAND AND STAFF SCHOOL - TOTAL	-	1	1	-	-
Academic Instructor Course	-	1	1	-	-
USAF INSTITUTE OF TECHNOLOGY - TOTAL	2	4	-	1	5
Civilian Hospitals	1	-	-	-	1
Business Administration	-	2	-	-	2
Mathematics	1	1	-	1	1
Meteorology	-	1	-	-	1

Source: Statistics and Reports Division, Directorate of Data Systems and Statistics, Comptroller of the Air Force.

TABLE 162 — USAF PROFESSIONAL, TECHNOLOGICAL, AND COLLEGIATE TRAINING OF US ARMY AND US NAVY OFFICERS BY TYPE OF SCHOOL, BY AIR UNIVERSITY — FY 1962

SCHOOL	UNDER INSTRUCTION (BEGINNING OF PERIOD)	DURING PERIOD			UNDER INSTRUCTION (END OF PERIOD)
		Entries	Graduates	Losses	
	US ARMY OFFICERS				
TOTAL	4	71	65	2	8
AIR COMMAND AND STAFF SCHOOL - TOTAL	-	27	27	-	-
AIR WAR COLLEGE - TOTAL	-	16	14	2	-
USAF INSTITUTE OF TECHNOLOGY - TOTAL	4	28	24	-	8
	US NAVY OFFICERS				
TOTAL	3	59	54	2	6
AIR COMMAND AND STAFF SCHOOL - TOTAL	-	17	17	-	-
AIR WAR COLLEGE - TOTAL	-	17	17	-	-
USAF INSTITUTE OF TECHNOLOGY - TOTAL	3	25	20	2	6

Source: Statistics and Reports Division, Directorate of Data Systems and Statistics, Comptroller of the Air Force.

TABLE 163 — TECHNICAL TRAINING OF USAF CIVILIAN PERSONNEL BY AIR TRAINING COMMAND, BY QUARTER — FY 1962

FISCAL YEAR BY QUARTER	UNDER INSTRUCTION (BEGINNING OF PERIOD)	DURING PERIOD			UNDER INSTRUCTION (END OF PERIOD)
		Entries	Graduates	Losses	
TOTAL	457	4,802	4,646	220	393
FIRST QUARTER (1 JUL 1961 THRU 30 SEP 1961) - TOTAL	457	848	759	183	363
SECOND QUARTER - TOTAL	363	837	1,018	17	165
THIRD QUARTER (1 JAN 1962 THRU 31 MAR 1962) - TOTAL	165	1,512	1,275	17	385
FOURTH QUARTER - TOTAL	385	1,605	1,594	3	393

Source: Statistics and Reports Division, Directorate of Data Systems and Statistics, Comptroller of the Air Force.

TABLE 164 — USAF PROFESSIONAL, TECHNOLOGICAL, AND COLLEGIATE TRAINING OF FOREIGN NATIONALS, BY AIR UNIVERSITY, BY QUARTER — FY 1962

SCHOOL	UNDER INSTRUCTION (BEGINNING OF PERIOD)	DURING PERIOD			UNDER INSTRUCTION (END OF PERIOD)
		Entries	Graduates	Losses	
TOTAL	23	422	392	17	36
FIRST QUARTER - TOTAL	23	152	101	8	66
Air Command and Staff School - Total	13	40	-	8	45
Air War College - Total	-	3	-	-	3
USAF Institute of Technology - Total	10	109	101	-	18
SECOND QUARTER - TOTAL	66	87	86	6	61
Air Command and Staff School - Total	45	-	-	6	39
Air War College - Total	3	-	-	-	3
USAF Institute of Technology - Total	18	87	86	-	19
THIRD QUARTER - TOTAL	61	49	70	-	40
Air Command and Staff School - Total	39	2	41	-	-
Air War College - Total	3	-	-	-	3
USAF Institute of Technology - Total	19	47	29	-	37
FOURTH QUARTER - TOTAL	40	134	135	3	36
Air Command and Staff School - Total	-	75	51	3	21
Air War College - Total	3	-	1	-	2
USAF Institute of Technology - Total	37	59	83	-	13

Source: Statistics and Reports Division, Directorate of Data Systems and Statistics, Comptroller of the Air Force.

TABLE 165 — TECHNICAL TRAINING OF FOREIGN NATIONALS BY AIR TRAINING COMMAND, BY QUARTER — FY 1962

FISCAL YEAR BY QUARTER BY TYPE OF PERSONNEL	UNDER INSTRUCTION (BEGINNING OF PERIOD)	DURING PERIOD			UNDER INSTRUCTION (END OF PERIOD)
		Entries	Graduates	Losses	
TOTAL	673	2,334	2,181	220	606
OFFICER - TOTAL	163	472	504	4	127
AIRMAN - TOTAL	510	1,862	1,677	216	479
FIRST QUARTER - TOTAL	673	426	534	63	502
Officer - Total	163	60	127	-	96
Airman - Total	510	366	407	63	406
SECOND QUARTER - TOTAL	502	618	488	7	625
Officer - Total	96	74	85	1	84
Airman - Total	406	544	403	6	541
THIRD QUARTER - TOTAL	625	706	483	113	735
Officer - Total	84	207	117	1	173
Airman - Total	541	499	366	112	562
FOURTH QUARTER - TOTAL	735	584	676	37	606
Officer - Total	173	131	175	2	127
Airman - Total	562	453	501	35	479

Source: Statistics and Reports Division, Directorate of Data Systems and Statistics, Comptroller of the Air Force.

TABLE 166 — TRAINING OF USAF MILITARY PERSONNEL IN US ARMY SCHOOLS — FY 1962

TYPE OF TRAINING	UNDER INSTRUCTION (BEGINNING OF PERIOD)	DURING PERIOD			UNDER INSTRUCTION (END OF PERIOD)
		Entries	Graduates	Losses	
	OFFICERS				
TOTAL	15	677	620	43	29
Adjutant General	-	2	2	-	-
Air Defense Orientation	-	77	77	-	-
Air Armor	-	1	1	-	-
Army Management	-	24	24	-	-
Air War College	-	-	-	-	-
Attache	8	58	44	16	6
CBR Weapons	-	61	59	2	-
Command and General Staff School	-	11	11	-	-
Industrial Security Orientation	-	34	34	-	-
Infantry	-	109	77	21	11
Information	2	1	3	-	-
Intelligence	-	-	-	-	-
Joint Military Packaging Training	-	46	46	-	-
Judge Advocate General	1	37	38	-	-
Language	1	19	8	1	11
Logistics Management	-	18	17	1	-
Medical Field Service	-	12	12	-	-
Medical Optical and Management	-	-	-	-	-
Medical Service Meat and Dairy Hygiene	-	3	2	-	1
Missile Packaging	-	4	4	-	-
Modern Warfare Orientation	-	1	1	-	-
Ordnance	-	25	25	-	-
Personnel Security Orientation	-	11	11	-	-
Provost Marshal General	2	10	11	1	-
Quartermaster	-	20	20	-	-
Signal	-	2	2	-	-
Special Warfare	-	32	32	-	-
Strategic Intelligence	1	57	57	1	-
Transportation	-	1	1	-	-
Walter Reed Army Institute of Research	-	1	1	-	-
	AIRMEN				
TOTAL	418	2,494	2,560	121	231
Adjutant General	18	201	202	17	-
Air Defense Orientation	-	3	3	-	-
Attache	-	75	56	16	3
Electric Power Production Repairman	6	5	10	1	-
Engineer School	95	557	498	10	144
Engineer Specialist	79	87	140	3	23
Ground Power Support	-	21	21	-	-
Guidance System Mechanic	6	-	6	-	-

TABLE 166 — TRAINING OF USAF MILITARY PERSONNEL IN US ARMY SCHOOLS — FY 1962 (CONTINUED)

TYPE OF TRAINING	UNDER INSTRUCTION (BEGINNING OF PERIOD)	DURING PERIOD			UNDER INSTRUCTION (END OF PERIOD)
		Entries	Graduates	Losses	
	AIRMEN (Continued)				
Hydraulic Repairman	7	-	7	-	-
Infantry	-	121	97	14	10
Information	27	159	137	12	37
Intelligence	-	1	1	-	-
Joint Military Packaging	-	254	252	2	-
Language	6	3	8	-	1
Liquid Fuel Supply Specialist	20	23	34	9	-
Medical Optical and Management	-	8	-	8	-
Medical Service Meat and Dairy Hygiene	-	1	1	-	-
Missile Technical Equipment (Jupiter)	6	19	25	-	-
Ordnance	95	17	109	3	-
Provost Marshal General	1	16	13	-	4
Quartermaster	42	853	870	25	-
Signal	10	65	65	1	9
Surveyor	-	4	4	-	-
Transportation	-	1	1	-	-

Source: Statistics and Reports Division, Directorate of Data Systems and Statistics, Comptroller of the Air Force.

TABLE 167 — TRAINING OF USAF MILITARY PERSONNEL IN US NAVY SCHOOLS — FY 1962

SCHOOL AND COURSE	UNDER INSTRUCTION (BEGINNING OF PERIOD)	DURING PERIOD			UNDER INSTRUCTION (END OF PERIOD)
		Entries	Graduates	Losses	
	OFFICERS				
TOTAL	12	224	223	3	10
Educational Training - Total	-	25	23	-	2
Armed Forces Staff College	-	-	-	-	-
US Naval Preparatory School	-	-	-	-	-
US Naval Postgraduate School	-	3	1	-	2
US Naval War College	-	22	22	-	-
Technical Training - Total	12	199	200	3	8
Amphibian Operation	-	13	13	-	-
Atomic Defense Monitor	-	2	2	-	-
CEC Officer School	-	2	2	-	-
Damage Control School	-	6	6	-	-
Firefighting	-	1	1	-	-
Fleet Anti-Air Warfare Training Center	-	7	7	-	-
Fleet Training Center (Pearl Harbor)	-	45	45	-	-
Guided Missiles School	-	10	10	-	-
Land Ordnance	11	15	20	-	6
Land Ordnance, Refresher	-	29	29	-	-
Naval Intelligence	1	-	1	-	-
Naval Justice	-	2	2	-	-
Nuclear Weapons Disposal, Refresher	-	30	29	-	1
Nuclear Weapons Disposal	-	3	2	-	1
Nuclear Weapons Training Center	-	2	2	-	-
Practical Atomic Defense	-	2	2	-	-
Transportation	-	1	1	-	-
Underwater Swim School	-	7	5	2	-
Weapons Disposal, Refresher	-	22	21	1	-
	AIRMEN				
TOTAL	79	1,179	1,085	52	121
Educational Training - Total	2	3	1	4	-
Armed Forces Staff College	-	-	-	-	-
US Naval Preparatory School	2	3	1	4	-
US Naval Postgraduate School	-	-	-	-	-
US Naval War College	-	-	-	-	-
Technical Training - Total	77	1,176	1,084	48	121
Atomic Defense Monitor	-	3	3	-	-
Biological and Chemical Warfare	-	2	2	-	-
CEC Officer School	-	3	3	-	-
Damage Control School	-	4	4	-	-
Firefighting	-	38	38	-	-
Fleet Training Center (R. I.)	-	9	9	-	-
Fleet Training Center (Pearl Harbor)	-	17	17	-	-
Fleet Sub Training Facilities	-	1	1	-	-
Land Ordnance	12	20	23	3	6
Land Ordnance, Refresher	8	262	255	9	6
Naval Intelligence	1	-	1	-	-
Naval Justice	10	71	64	2	15
Nuclear Weapons Disposal, Refresher	-	123	104	4	15
Nuclear Weapons Disposal	-	14	8	3	3
Nuclear Weapons Orientation	-	1	1	-	-
Power Generator School	37	402	361	2	76
Practical Atomic Defense	-	3	3	-	-
Transportation	-	1	1	-	-
Underwater Swim School	-	38	25	13	-
Weapons Disposal	1	32	32	1	-
Weapons Refresher	8	132	129	11	-

Source: Statistics and Reports Division, Directorate of Data Systems and Statistics, Comptroller of the Air Force.

Civilian Personnel

PART X

CIVILIAN PERSONNEL

INTRODUCTION

Tables included in this subject matter area provide summary data for paid, on the rolls civilian personnel, whether compensated directly by the Air Force or indirectly by Air Force through local arrangements and agreements with foreign countries. Excluded from the data are (1) civilian employees of private contractors, (2) civilian employees of military non-appropriated fund agencies such as post exchanges and commissaries, and (3) WOC (without compensation) civilian employees of the Air Force.

DEFINITIONS

ACCESSION

Action resulting in the addition of a civilian employee to the Department of the Air Force.

APPOINTMENT

1. Excepted - Employees appointed without regard to the competitive requirements of the Civil Service rules and regulations to positions excepted by statute, by executive order, or by authority of Schedule A, B, or C.

2. Excepted, permanent - Employees serving under excepted appointments or personal service contracts which contain no conditions or restrictions as to tenure.

3. Excepted, limited or conditional - Employees serving under excepted appointments or personal service contracts which specify either conditional or indefinite tenure, or specific time limitations.

4. Competitive, career - Appointments from Civil Service registers to positions which are not filled by career conditional appointments and to other positions of persons who have previously met the service requirements.

5. Competitive, career-conditional - Appointments from Civil Service registers which are conditional until a length of creditable service requirement (3 years) has been met.

6. Indefinite - Employees who were serving under indefinite appointments in the competitive service on January 23, 1955, and who were not converted to career or career-conditional appointments under the provisions of Executive Order 10577. Most of these employees were hired during the period December 1, 1950 through January 23, 1955 when permanent appointments were authorized only in rare instances.

7. Temporary Appointments - Civilians serving under temporary appointments for indefinite limited periods (one year or less.)

EMPLOYEES

1. Departmental Civilian Employees - Employee designation indicating appointment to Headquarters, USAF.

2. Direct-Hire - Employees performing personal services for the Air Force and who are paid directly by the Air Force.

3. Full-Time - Employees regularly required to work, as a minimum, the number of hours and days required by administrative work week for their employment group or class, regardless of the nature of appointments.

4. General Schedule (GS) - A schedule of civilian personnel which includes former Professional and Scientific Service (P Service), Clerical, Administrative, and Fiscal Service (CAF), and the Sub-professional Service (SP Service) established by Classification Act 1949 (PL 429,81st Congress) replacing Classification Act of 1923, as amended.

5. Indirect-Hire - Employees performing personal services for the Air Force and under the supervision of the Air Force. Payments are made for these services by the Air Force to a foreign government or other agency which in turn pays the employees concerned.

6. Intermittent - Employees employed on an irregular or occasional basis whose hours or days of work are not based on a prearranged schedule, and who are compensated only for the time when actually employed or for service actually rendered. (Includes WAE-Special Consultants and Other than Special Consultants.)

7. Part-Time - Employees regularly employed on a prearranged schedule whose working time is less than that prescribed for full-time employees in the same group or class; excludes special consultants.

DEFINITIONS (Continued)

8. Salaried - Employees occupying positions subject to the Classification Act of 1949 as amended plus a few employees whose compensation is established by Acts other than the Classification Act, by executive order, or by administrative determination.

HEADQUARTERS, USAF - Includes Office of the Secretary of the Air Force, Central Control Group, and the Air Staff.

SEPARATION - Action resulting in the loss of a civilian employee from the Department of the Air Force.

VETERANS' PREFERENCE - The preference, with respect to conditions of employment, as allowed under the Veterans Preference Act as amended. This preference covers ex-servicemen, mothers entitled to preference under Public Laws 396 and 888 (80th Congress), wives of service connected disabled ex-servicemen, and widows of servicemen or ex-servicemen.

5 Point:

1. Veterans (Male and Female) - Civilians employed as of the end of the month who were "Veterans" resulting from their own full-time active duty in the Armed Forces of the United States during a war, during the period April 28, 1952, through July 1, 1955, or in a campaign or expedition for which a campaign badge (service medal) has been authorized.

10 Point:

1. Mothers - Civilians employed at the end of the month who had established veterans' preference as the mother of a deceased "Veteran", son or daughter who served on honorable duty in the US Service or the mother of a permanently disabled "Veteran" providing the mother is widowed, divorced, or the wife of a permanently disabled husband (living husband may or may not be the father of the "Veteran").

2. Veterans (Male and Female) - Civilians employed as of the end of the month who were "Veterans" resulting from their own full-time active duty at any time (peacetime as well as wartime), provided there is service connected disability.

3. Widows - Civilians employed at the end of the month who established veterans' preference as the unremarried widows of deceased veterans.

4. Wives - Civilians employed at the end of the month who had established veterans' preference as wives of service connected disabled veterans.

WAGE BOARD EMPLOYEES - Category of employees who are paid according to prevailing wage board determinations in the area of their employment.

WHEN ACTUALLY EMPLOYED (WAE) EMPLOYEES - See Intermittent Employees (Civilian Personnel).

CANAL ZONE MERIT SYSTEM - Implemented by Public Law 85-550, approved July 25, 1958, this new system basically provides that all personnel in the Canal Zone, whether US citizens or not, compete equally for positions except where employment of US citizens is required for security reasons.

TABLE 168 — USAF CIVILIAN EMPLOYEES, WORLD-WIDE, AT END OF QUARTER — FY 1962

END OF QUARTER	WORLD-WIDE			CONTI-NENTAL US	OVERSEAS			INDIRECT-HIRE (NON-CITIZENS)
	Total	US Citizens	Non-Citizens		Total	Direct-Hire		
						US Citizens	Non-Citizens	
30 September (1961) . . .	345,875	285,205	60,670	271,439	74,436	13,766	18,966	41,704
31 December	347,829	286,642	61,187	272,588	75,241	14,054	18,846	42,341
31 March (1962)	349,950	288,676	61,274	274,449	75,501	14,227	19,059	42,215
30 June	348,532	286,755	61,777	274,939	73,593	11,816	19,426	42,351

Source: Statistics and Reports Division, Directorate of Data Systems and Statistics, Comptroller of the Air Force

TABLE 169 — CIVILIAN EMPLOYEES BY DUTY LOCATION WITHIN CONTINENTAL US, AT END OF QUARTER — FY 1962

(The distribution of strength is by duty location, rather than the location of the unit of appointment. Personnel who are stationed outside the Continental US, but who are appointed to units within the Continental US are excluded; personnel who are stationed in the Continental US, but who are appointed to units outside the Continental US are included).

STATE	30 SEP (1961)	31 DEC	31 MAR (1962)	30 JUN	STATE	30 SEP (1961)	31 DEC	31 MAR (1962)	30 JUN
TOTAL	271,439	272,588	274,449	274,939	Montana	754	818	845	850
Alabama	18,515	18,488	18,574	18,392	Nebraska	1,655	1,759	1,747	1,721
Arizona	3,247	3,252	3,238	3,232	Nevada	1,623	1,627	1,591	1,608
Arkansas	633	649	665	677	New Hampshire . . .	679	714	743	717
					New Jersey	2,104	2,174	2,179	2,179
California	37,388	37,574	38,045	38,118	New Mexico	4,109	4,134	4,093	4,196
Colorado	7,952	7,956	7,950	7,952	New York	11,301	11,329	11,369	11,282
Connecticut	309	283	291	294	North Carolina . .	1,026	1,032	1,044	1,035
					North Dakota . . .	564	631	652	643
Delaware	1,140	1,156	1,159	1,142					
District of Columbia	6,822	6,613	6,194	5,798	Ohio	25,400	25,596	24,596	25,178
					Oklahoma	19,953	20,086	20,407	20,680
Florida	7,746	7,732	7,784	7,919	Oregon	657	647	664	667
Georgia	16,711	16,891	17,315	17,384					
					Pennsylvania . . .	11,189	11,283	11,687	12,066
Idaho	359	368	366	369	Rhode Island . . .	8	8	8	7
Illinois	5,425	5,381	5,482	5,562					
Indiana	930	995	1,001	1,020	South Carolina . .	2,343	2,248	2,232	2,284
Iowa	105	123	121	125	South Dakota . . .	532	584	588	590
Kansas	2,144	2,114	2,123	2,060	Tennessee	2,047	2,042	2,054	2,032
Kentucky	31	26	27	35	Texas	37,038	36,895	37,401	37,160
Louisiana	1,616	1,518	1,516	1,532	Utah	11,706	11,784	11,809	11,903
Maine	1,074	1,198	1,202	1,006	Vermont	33	33	34	36
Maryland	2,576	2,789	3,377	3,128	Virginia	2,202	2,233	2,201	2,555
Massachusetts . . .	5,037	5,066	4,809	5,122					
Michigan	2,028	2,134	2,664	2,061	Washington	3,012	3,048	2,990	2,960
Minnesota	707	739	736	772	West Virginia . . .	22	17	17	18
Mississippi	3,194	3,185	3,204	3,210	Wisconsin	905	892	874	861
Missouri	4,235	4,095	4,147	4,175	Wyoming	653	649	634	626

Source: Statistics and Reports Division, Directorate of Data Systems and Statistics, Comptroller of the Air Force

686559 O - 63 - 22

TABLE 170 – CIVILIAN EMPLOYEES BY DUTY LOCATION OUTSIDE CONTINENTAL US, AT END OF QUARTER – FY 1962

(The distribution of command strength is by duty location, rather than the location of the unit of appointment. Personnel who are stationed outside the Continental US, but who are appointed to units within the Continental US are included; personnel who are stationed in the Continental US, but who are appointed to units outside the Continental US are excluded)

COUNTRY	30 SEPTEMBER (1961)	31 DECEMBER	31 MARCH (1962)	30 JUNE
TOTAL	32,732	32,900	33,286	31,242
Alaska	2,278	2,115	2,116	2,189
Argentina	11	9	9	10
Austria	7	5	5	4
Azores	1,573	1,612	1,575	1,566
Belgian Congo	-	6	6	4
Belgium	40	39	40	38
Bermuda	658	700	690	615
Bolivia	2	2	2	2
Brazil	26	30	30	31
Bulgaria	-	1	2	2
Canada	2,696	2,623	2,579	2,351
Canal Zone	820	820	807	826
Chile	3	3	3	3
Colombia	3	3	3	4
Crete	16	16	17	2
Czechoslovakia	4	6	5	4
Denmark	7	10	9	1
Ecuador	2	2	2	2
Egypt	3	3	3	3
El Salvador	1	1	1	1
Ethiopia	12	10	10	10
France	633	661	681	513
Germany	1,474	1,619	1,636	1,122
Greece	2	1	1	11
Greenland	3	3	2	13
Guam	958	948	940	951
Guatemala	7	6	8	6
Haiti	2	2	2	2
Hawaii	2,773	2,764	2,762	2,778
Honduras	1	1	1	1
Hong Kong	1	-	-	-
Hungary	2	-	-	-
Iceland	17	13	15	15
India	2	-	-	-
Indonesia	3	-	-	-
Iran	3	-	-	-
Iraq	4	-	-	-
Israel	6	8	8	8
Italy	605	589	578	541
Ivory Coast	-	3	1	1
Japan	1,738	1,716	1,720	1,108
Johnston Island	12	13	9	11
Korea	1,800	1,717	1,773	1,819
Lebanon	1	1	3	2
Libya	813	828	827	752
Madagascar	2	2	3	4
Morocco	325	317	326	323

TABLE 170 – CIVILIAN EMPLOYEES BY DUTY LOCATION OUTSIDE CONTINENTAL US, AT END OF QUARTER – FY 1962 (CONTINUED)

COUNTRY	30 SEPTEMBER (1961)	31 DECEMBER	31 MARCH (1962)	30 JUNE
Netherlands	17	22	21	14
Nicaragua	-	-	1	1
Norway	8	12	35	27
Okinawa	3,859	4,027	4,075	4,222
Pakistan	198	244	242	238
Paraguay	1	1	1	1
Peru	12	9	9	9
Philippine Islands	3,653	3,674	3,913	4,116
Poland	1	-	-	-
Portugal	12	13	12	12
Puerto Rico	433	447	459	464
Rumania	2	2	2	1
Russia	3	-	-	-
Ryukyus Island	139	1	-	-
Saudi Arabia	94	81	24	4
South Africa	6	8	7	7
Spain	2,921	2,946	2,949	2,652
Sweden	12	12	12	11
Switzerland	6	6	6	6
Taiwan	384	379	372	393
Thailand	3	-	2	2
Turkey	808	928	996	921
United Kingdom	790	839	917	472
Uruguay	3	2	2	2
Venezuela	5	7	7	6
Yugoslavia	13	12	12	12

Source: Statistics and Reports Division, Directorate of Data Systems and Statistics, Comptroller of the Air Force

TABLE 171 — CIVILIAN EMPLOYEES BY CATEGORY, BY GRADE, WORLD-WIDE, AT END OF QUARTER — FY 1962

CATEGORY AND GRADE	WORLD-WIDE				CONTINENTAL US				OVERSEAS			
	30 September (1961)	31 December	31 March (1962)	30 June	30 September (1961)	31 December	31 March (1962)	30 June	30 September (1961)	31 December	31 March (1962	30 June
TOTAL	304,171	305,488	307,735	306,181	271,439	272,588	274,449	274,939	32,732	32,900	33,286	31,242
SALARIED - TOTAL	155,815	157,639	159,003	158,272	145,919	147,353	148,642	150,382	9,896	10,286	10,361	7,890
General Schedule - Total	153,016	154,455	155,760	157,462	145,819	147,247	148,531	150,264	7,197	7,208	7,229	7,198
1	141	86	74	68	68	68	65	65	73	18	9	3
2	2,602	2,676	2,705	2,648	2,484	2,581	2,628	2,557	118	95	77	91
3	23,875	23,883	23,716	23,547	22,873	22,890	22,708	22,542	1,002	993	1,008	1,005
4	28,666	29,054	28,929	28,925	27,111	27,502	27,408	27,456	1,555	1,552	1,521	1,469
5	20,941	21,102	21,416	21,901	19,843	19,961	20,233	20,703	1,098	1,141	1,183	1,198
6	7,345	7,212	7,344	7,413	6,940	6,771	6,899	6,946	405	441	445	467
7	12,811	12,808	12,837	13,009	12,399	12,401	12,417	12,607	412	407	420	402
8	1,714	1,679	1,713	1,703	1,578	1,533	1,571	1,567	136	146	142	136
9	17,792	18,028	18,491	18,791	17,284	17,522	17,985	18,279	508	506	506	512
10	1,440	1,426	1,440	1,462	1,286	1,274	1,296	1,316	154	152	144	146
11	15,752	15,982	16,153	16,364	15,046	15,276	15,444	15,681	706	706	709	683
12	10,375	10,685	10,889	11,152	9,732	10,027	10,229	10,476	643	658	660	676
13	6,091	6,262	6,391	6,640	5,796	5,963	6,083	6,331	295	299	308	309
14	2,468	2,533	2,602	2,723	2,398	2,460	2,525	2,646	70	73	77	77
15	925	961	982	1,039	905	942	964	1,017	20	19	18	22
16	53	52	53	53	51	50	51	51	2	2	2	2
17	18	19	19	18	18	19	19	18	-	-	-	-
18	7	7	6	6	7	7	6	6	-	-	-	-
Public Law 86-91 - Total	2,331	2,706	2,784	330	-	-	-	-	2,331	2,706	2,784	330
Public Law 313 - Total	96	103	109	116	94	101	105	112	2	2	4	4
Canal Zone Merit System - Total	366	370	344	358	-	-	-	-	366	370	344	358
Presidential Appointees - Total	5	4	5	5	5	4	5	5	-	-	-	-
Other - Total	1	1	1	1	1	1	1	1	-	-	-	-
WAGE BOARD - TOTAL	148,256	147,695	148,591	147,818	125,425	125,083	125,666	124,466	22,831	22,612	22,925	23,352
Canal Zone Merit System	449	445	461	468	-	-	-	-	449	445	461	468
Wage Board Foremen	11,761	11,735	11,747	11,666	11,034	11,001	10,994	10,906	727	734	753	760
Wage Board Leaders	8,133	7,805	7,723	7,436	7,785	7,439	7,352	7,084	348	366	371	352
Wage Board	108,977	108,932	109,676	108,961	106,067	106,138	106,822	106,043	2,910	2,794	2,854	2,918
Trainees and Other	602	559	545	495	539	505	498	433	63	54	47	62
Foreign Nationals	18,334	18,219	18,439	18,792	-	-	-	-	18,334	18,219	18,439	18,792
SPECIAL CONSULTANTS - TOTAL	100	154	141	91	95	152	141	91	5	2	-	-

Source: Statistics and Reports Division, Directorate of Data Systems and Statistics, Comptroller of the Air Force

TABLE 172 — CIVILIAN EMPLOYEES BY TYPE OF APPOINTMENT, BY EMPLOYEE GROUP, WORLD-WIDE, AT END OF QUARTER — FY 1962

LOCATION AND TYPE OF APPOINTMENT	30 SEPTEMBER (1961)	31 DECEMBER	31 MARCH (1962)	30 JUNE
WORLD-WIDE - TOTAL	304,171	305,488	307,735	306,181
Competitive, Career - Total	228,501	229,296	228,757	228,161
Salaried a/	116,457	118,160	118,257	118,943
Wage Board	112,044	111,136	110,500	109,218
Competitive, Career-Conditional - Total	45,061	45,089	47,125	47,701
Salaried	31,167	31,028	32,049	32,246
Wage Board	13,894	14,061	15,076	15,455
Competitive, Limited Tenure - Total	6,878	7,218	7,655	8,051
Salaried	3,820	3,784	3,960	4,506
Wage Board	3,058	3,434	3,695	3,545
Excepted, Limited, or Conditional - Total	21,648	20,964	20,995	19,321
Salaried b/	3,096	3,211	3,217	1,438
Wage Board	18,552	17,753	17,778	17,883
Excepted, Permanent - Total	2,083	2,921	3,203	2,947
Salaried	1,149	1,386	1,455	1,015
Wage Board	934	1,535	1,748	1,932
CONTINENTAL US - TOTAL	271,439	272,588	274,449	274,939
Competitive, Career - Total	221,099	221,799	221,226	220,562
Salaried a/	111,990	113,595	113,668	114,304
Wage Board	109,109	108,204	107,558	106,258
Competitive, Career-Conditional - Total	43,219	43,263	45,248	45,893
Salaried	29,880	29,781	30,788	31,062
Wage Board	13,339	13,482	14,460	14,831
Competitive, Limited Tenure - Total	5,812	6,178	6,625	6,898
Salaried	3,025	2,983	3,180	3,739
Wage Board	2,787	3,195	3,445	3,159
Excepted, Limited, or Conditional - Total	462	502	502	755
Salaried b/	400	425	428	663
Wage Board	62	77	74	92
Excepted, Permanent - Total	847	846	848	831
Salaried	719	721	719	705
Wage Board	128	125	129	126
OVERSEA - TOTAL	32,732	32,900	33,286	31,242
Competitive, Career - Total	7,402	7,497	7,531	7,599
Salaried	4,467	4,565	4,589	4,639
Wage Board	2,935	2,932	2,942	2,960
Competitive, Career-Conditional - Total	1,842	1,826	1,877	1,808
Salaried	1,287	1,247	1,261	1,184
Wage Board	555	579	616	624
Competitive, Limited Tenure - Total	1,066	1,040	1,030	1,153
Salaried	795	801	780	767
Wage Board	271	239	250	386
Excepted, Limited, or Conditional - Total	21,186	20,462	20,493	18,566
Salaried b/	2,696	2,786	2,789	775
Wage Board	18,490	17,676	17,704	17,791
Excepted, Permanent - Total	1,236	2,075	2,355	2,116
Salaried	430	665	736	310
Wage Board	806	1,410	1,619	1,806

a/ Includes Presidential Appointees
b/ Includes Special Consultants

Source: Statistics and Reports Division, Directorate of Data Systems and Statistics, Comptroller of the Air Force

TABLE 173 - WAE (WHEN ACTUALLY EMPLOYED) EMPLOYEES AND PRESIDENTIAL APPOINTEES, WORLD-WIDE, AT END OF QUARTER - FY 1962

END OF QUARTER AND LOCATION	PRESIDENTIAL APPOINTEES	WAE (SPECIAL CONSULTANTS) a/	WAE (OTHER THAN SPECIAL CONSULTANTS) a/		
			TOTAL	SALARIED	WAGE BOARD
TOTAL	57	1,270	8,085	3,292	4,793
CONTINENTAL US - TOTAL	57	1,239	3,879	1,457	2,422
OVERSEA - TOTAL	-	31	4,206	1,835	2,371
First Quarter - Total	15	312	1,397	487	910
Continental US	15	297	974	377	597
Oversea	-	15	423	110	313
Second Quarter - Total	12	359	2,158	907	1,251
Continental US	12	352	939	354	585
Oversea	-	7	1,219	553	666
Third Quarter - Total	15	353	2,320	1,063	1,257
Continental US	15	345	884	340	544
Oversea	-	8	1,436	723	713
Fourth Quarter - Total	15	246	2,210	835	1,375
Continental US	15	245	1,082	386	696
Oversea	-	1	1,128	449	679

a/ Figures represent personnel who worked for any length of time during the month.

Source: Statistics and Reports Division, Directorate of Data Systems and Statistics, Comptroller of the Air Force

TABLE 174 — CIVILIAN EMPLOYEES WITH VETERANS PREFERENCE, BY PREFERENCE POINTS WITHIN MAJOR AIR COMMANDS, WORLD-WIDE — AT END OF QUARTER FY 1962

COMMAND	30 SEPTEMBER 1961		31 DECEMBER		31 MARCH 1962		30 JUNE	
	5 and 10 Point Vets	10 Point Vets	5 and 10 Point Vets	10 Point Vets	5 and 10 Point Vets	10 Point Vets	5 and 10 Point Vets	10 Point Vets
WORLD-WIDE - TOTAL	153,062	27,437	153,095	27,556	154,290	27,719	153,332	27,902
CONTINENTAL US - TOTAL	147,450	26,988	147,523	27,102	148,670	27,268	147,942	27,316
Aeronautical Chart and Information Center	2,017	298	2,033	297	2,024	311	2,013	307
Air Defense Command	5,299	1,032	5,430	1,044	5,464	1,052	5,453	1,051
Air Force Accounting and Finance Center	627	189	628	195	635	195	640	198
Air Force Communications Service a/	253	44	275	49	1,038	142	1,082	151
Air Force Logistics Command	76,500	13,495	76,631	13,573	76,950	13,594	76,282	13,576
Air Force Systems Command	18,029	3,330	18,555	3,479	18,598	3,488	18,769	3,503
Air Training Command	12,738	2,667	12,129	2,525	12,169	2,550	12,235	2,582
Air University	1,183	288	1,165	286	1,151	282	1,164	282
Continental Air Command	6,473	826	5,894	760	5,901	756	5,963	752
Headquarters Command, USAF	2,679	448	2,702	442	2,732	453	2,704	452
Headquarters US Air Force	1,539	248	1,554	249	1,389	227	1,400	233
Military Air Transport Service	5,312	936	5,342	958	5,357	950	5,544	1,005
Office of Aerospace Research	554	93	551	93	558	91	552	92
Strategic Air Command	8,932	2,017	9,307	2,076	9,337	2,073	8,712	1,972
Tactical Air Command	3,704	761	3,717	762	3,764	793	3,858	861
USAF Academy	1,148	215	1,145	215	1,141	213	1,113	202
USAF Security Service	463	101	465	99	462	98	458	97
OVERSEA - TOTAL	5,612	449	5,572	454	5,620	451	5,390	586
Aeronautical Chart and Information Center	3	-	3	-	3	-	3	-
Air Defense Command	-	-	-	-	18	2	18	2
Air Force Communications Service a/	91	11	91	9	97	10	97	14
Air Force Logistics Command	445	37	436	36	443	36	436	41
Air Force Systems Command	22	3	31	5	15	2	16	3
Alaskan Air Command	917	77	834	67	848	71	972	190
Caribbean Air Command	74	7	75	7	75	7	79	8
Headquarters Command, USAF	73	5	76	7	75	7	72	6
Military Air Transport Service	560	34	562	42	555	35	534	32
Office of Aerospace Research	-	-	1	1	1	1	1	1
Pacific Air Forces	1,990	171	1,992	168	1,987	170	1,904	178
Strategic Air Command	727	60	724	61	761	63	666	60
US Air Forces, Europe	694	43	731	50	728	46	576	50
USAF Security Service	16	1	16	1	14	1	16	1

a/ Air Force Communication Service designated as a Major Air Command, 1 July 1961; originally a part of Military Air Transport Service.

Source: Statistics and Reports Division, Directorate of Data Systems and Statistics, Comptroller of the Air Force

TABLE 175 — CIVILIAN EMPLOYEES BY SEX, BY LOCATION, WORLD-WIDE, AT END OF QUARTER — FY 1962

SEX IDENTIFICATION AND LOCATION BY COMMAND	31 SEPTEMBER (1961)	31 DECEMBER	31 MARCH (1962)	30 JUNE
	WORLD-WIDE			
TOTAL	304,171	305,488	307,735	306,181
MALE - TOTAL	218,639	218,627	220,159	220,349
FEMALE - TOTAL	85,532	86,861	87,576	85,832
	CONTINENTAL US			
CONTINENTAL US - TOTAL	271,439	272,588	274,449	274,939
MALE - TOTAL	194,196	194,409	195,674	196,081
FEMALE - TOTAL	77,243	78,179	78,775	78,858
Aeronautical Chart and Information Center - Total	3,178	3,221	3,206	3,257
Male	2,473	2,501	2,480	2,513
Female	705	720	726	744
Air Defense Command - Total	10,346	10,560	10,619	10,612
Male	6,708	6,833	6,857	6,829
Female	3,638	3,727	3,762	3,783
Air Force Communications Service - Total a/	970	983	2,713	2,809
Male	303	285	1,128	1,178
Female	667	698	1,585	1,631
Air Force Accounting and Finance Division - Total	1,731	1,708	1,710	1,700
Male	618	617	624	633
Female	1,113	1,091	1,086	1,067
Air Force Logistics Command - Total	136,051	137,194	137,410	137,037
Male	105,195	105,587	106,184	106,203
Female	30,856	31,607	31,226	30,834
Air Force Systems Command - Total	36,017	37,147	37,082	37,673
Male	24,510	25,011	25,023	25,435
Female	11,507	12,136	12,059	12,238
Air Training Command - Total	23,391	22,017	22,082	22,371
Male	15,621	14,832	14,833	14,986
Female	7,770	7,185	7,249	7,385
Air University - Total	2,306	2,287	2,246	2,282
Male	1,374	1,353	1,341	1,365
Female	932	934	905	917
Continental Air Command - Total	9,454	8,771	8,803	8,881
Male	7,093	6,432	6,461	6,542
Female	2,361	2,339	2,342	2,339
Headquarters Command, USAF - Total	5,632	5,600	5,686	5,524
Male	3,541	3,582	3,638	3,612
Female	2,091	2,018	2,048	1,912
Headquarters US Air Force - Total	4,716	4,701	4,340	4,503
Male	1,951	1,976	1,747	1,811
Female	2,765	2,725	2,593	2,692
Military Air Transport Service - Total	9,260	9,299	9,341	9,767
Male	6,384	6,499	6,433	6,781
Female	2,876	2,800	2,908	2,986
Office of Aerospace Research - Total	1,249	1,236	1,258	1,334
Male	920	905	917	982
Female	329	331	341	352

TABLE 175 — CIVILIAN EMPLOYEES BY SEX, BY LOCATION, WORLD-WIDE, AT END OF QUARTER FY 1962 — (CONTINUED)

SEX IDENTIFICATION AND LOCATION BY COMMAND	31 SEPTEMBER (1961)	31 DECEMBER	31 MARCH (1962)	30 JUNE
	CONTINENTAL US			
Strategic Air Command - Total	17,658	18,286	18,328	17,479
Male	11,052	11,544	11,567	10,725
Female	6,606	6,742	6,761	6,754
Tactical Air Command - Total	6,804	6,900	6,944	7,022
Male	4,538	4,544	4,531	4,575
Female	2,266	2,356	2,413	2,447
USAF Academy - Total	1,791	1,791	1,782	1,780
Male	1,400	1,390	1,391	1,389
Female	391	401	391	391
USAF Security Service - Total	885	887	899	908
Male	515	518	519	522
Female	370	369	380	386
	OVERSEAS			
OVERSEAS - TOTAL	32,732	32,900	33,286	31,242
MALE - TOTAL	24,443	24,218	24,485	24,268
FEMALE - TOTAL	8,289	8,682	8,801	6,974
Aeronautical Chart and Information Center - Total	5	5	6	6
Male	3	3	3	3
Female	2	2	3	3
Air Force Communications Service - Total a/	793	826	863	875
Male	418	427	448	441
Female	375	399	415	434
Air Defense Command - Total	499	348	371	393
Male	478	323	347	368
Female	21	25	24	25
Air Force Logistics Command - Total	915	911	963	925
Male	629	624	640	624
Female	286	287	323	301
Air Force Systems Command - Total	72	107	61	61
Male	56	78	30	30
Female	16	29	31	31
Alaskan Air Command - Total	2,082	1,880	1,881	1,956
Male	1,472	1,282	1,286	1,378
Female	610	598	595	578
Caribbean Air Command - Total	855	856	844	864
Male	668	667	659	673
Female	187	189	185	191
Headquarters Command, USAF - Total	444	446	441	429
Male	274	262	257	257
Female	170	184	184	172
Military Air Transport Service - Total	3,215	3,308	3,255	3,217
Male	2,649	2,721	2,684	2,708
Female	566	587	571	509
Office of Aerospace Research - Total	24	25	25	25
Male	5	5	5	5
Female	19	20	20	20

TABLE 175 — CIVILIAN EMPLOYEES BY SEX, BY LOCATION, WORLD-WIDE, AT END OF QUARTER FY 1962 — (CONTINUED)

SEX IDENTIFICATION AND LOCATION BY COMMAND	31 SEPTEMBER (1961)	31 DECEMBER	31 MARCH (1962)	30 JUNE
	OVERSEAS			
Pacific Air Forces - Total	12,400	12,308	12,620	12,426
Male	9,942	9,814	10,087	10,350
Female	2,458	2,494	2,533	2,076
Strategic Air Command - Total	6,460	6,563	6,520	6,008
Male	4,981	5,043	4,996	4,719
Female	1,479	1,520	1,524	1,289
US Air Forces, Europe - Total	4,333	4,675	4,807	3,432
Male	2,281	2,384	2,467	2,139
Female	2,052	2,291	2,340	1,293
USAF Security Service - Total	635	642	629	625
Male	587	585	576	573
Female	48	57	53	52

a/ Air Force Communication Service designated as a major air command, 1 July 1961; originally a part of Military Air Transport Service

Source: Statistics and Reports Division, Directorate of Data Systems and Statistics, Comptroller of the Air Force

TABLE 176 — CIVILIAN EMPLOYEES BY CITIZENSHIP OR NONCITIZENSHIP STATUS, BY COMMAND OVERSEAS, AT END OF QUARTER — FY 1962

LOCATION AND CITIZENSHIP CATEGORY	31 SEPTEMBER (1961)	31 DECEMBER	31 MARCH (1962)	30 JUNE
TOTAL	32,732	32,900	33,286	31,242
US TERRITORIES AND POSSESSIONS - TOTAL	7,267	7,110	7,088	7,225
US CITIZENS - TOTAL	6,257	6,216	6,304	6,385
NON-US CITIZENS - TOTAL	1,010	894	784	840
FOREIGN COUNTRIES - TOTAL	25,465	25,790	26,198	24,017
US CITIZENS - TOTAL	7,509	7,838	7,923	5,431
NON-US CITIZENS - TOTAL	17,956	17,952	18,275	18,586
Aeronautical Chart and Information Center - Total	5	5	6	6
US Territories and Possessions - Total	1	1	1	1
US Citizens	1	1	1	1
Non-US Citizens	-	-	-	-
Foreign Countries - Total	4	4	5	5
US Citizens	4	4	5	5
Non-US Citizens	-	-	-	-
Air Defense Command - Total	499	348	371	393
US Territories and Possessions - Total	-	-	43	40
US Citizens	-	-	43	40
Non-US Citizens	-	-	-	-
Foreign Countries - Total	499	348	328	353
US Citizens	2	3	4	11
Non-US Citizens	497	345	324	342
Air Force Communications Service - Total a/	793	826	863	875
US Territories and Possessions - Total	242	248	254	264
US Citizens	225	235	241	253
Non-US Citizens	17	13	13	11

TABLE 176 — CIVILIAN EMPLOYEES BY CITIZENSHIP OR NONCITIZENSHIP STATUS, BY COMMAND OVERSEAS, AT END OF QUARTER — FY 1962 (CONTINUED)

LOCATION AND CITIZENSHIP CATEGORY	30 SEPTEMBER (1961)	31 DECEMBER	31 MARCH (1962)	30 JUNE
Air Force Communications Service (Continued)				
Foreign Countries - Total	551	578	609	611
US Citizens	91	91	102	99
Non-US Citizens	460	487	507	512
Air Force Logistics Command - Total	915	911	963	925
US Territories and Possessions - Total	107	116	113	116
US Citizens	106	115	113	116
Non-US Citizens	1	1	-	-
Foreign Countries - Total	808	795	850	809
US Citizens	742	733	765	726
Non-US Citizens	66	62	85	83
Air Force Systems Command - Total	72	107	61	61
US Territories and Possessions - Total	48	77	28	32
US Citizens	48	77	28	30
Non-US Citizens	-	-	-	2
Foreign Countries - Total	24	30	33	29
US Citizens	21	28	31	29
Non-US Citizens	3	2	2	-
Alaskan Air Command - Total	2,082	1,880	1,881	1,956
US Territories and Possessions - Total	2,082	1,880	1,881	1,956
US Citizens	2,080	1,880	1,881	1,956
Non-US Citizens	2	-	-	-
Caribbean Air Command - Total	855	856	844	864
US Territories and Possessions - Total	816	815	803	822
US Citizens	184	188	185	190
Non-US Citizens	632	627	618	632
Foreign Countries - Total	39	41	41	42
US Citizens	2	2	2	2
Non-US Citizens	37	39	39	40
Headquarters Command, USAF - Total	444	446	441	429
US Territories and Possessions - Total	11	9	10	5
US Citizens	11	9	10	5
Non-US Citizens	-	-	-	-
Foreign Countries - Total	433	437	431	424
US Citizens	175	202	197	196
Non-US Citizens	258	235	234	228
Military Air Transport Service - Total	3,215	3,308	3,255	3,217
US Territories and Possessions - Total	637	644	646	666
US Citizens	629	633	637	657
Non-US Citizens	8	11	9	9
Foreign Countries - Total	2,578	2,664	2,609	2,551
US Citizens	631	628	622	519
Non-US Citizens	1,947	2,036	1,987	2,032
Office of Aerospace Research - Total	24	25	25	25
Foreign Countries - Total	24	25	25	25
US Citizens	10	11	11	10
Non-US Citizens	14	14	14	15
Pacific Air Forces - Total	12,400	12,308	12,620	12,426
US Territories and Possessions - Total	1,945	1,929	1,925	1,933
US Citizens	1,934	1,921	1,918	1,925
Non-US Citizens	11	8	7	8

TABLE 176 — CIVILIAN EMPLOYEES BY CITIZENSHIP OR NONCITIZENSHIP STATUS, BY COMMAND OVERSEAS, AT END OF QUARTER — FY 1962 (CONTINUED)

LOCATION AND CITIZENSHIP CATEGORY	30 SEPTEMBER (1961)	31 DECEMBER	31 MARCH (1962)	30 JUNE
Pacific Air Forces (Continued)				
Foreign Countries - Total	10,455	10,379	10,695	10,493
US Citizens	2,069	2,104	2,115	1,404
Non-US Citizens	8,386	8,275	8,580	9,089
Strategic Air Command - Total	6,460	6,563	6,520	6,008
US Territories and Possessions - Total	1,367	1,377	1,372	1,378
US Citizens	1,028	1,143	1,235	1,200
Non-US Citizens	339	234	137	178
Foreign Countries - Total	5,093	5,186	5,148	4,630
US Citizens	944	973	1,011	664
Non-US Citizens	4,149	4,213	4,137	3,966
US Air Forces in Europe - Total	4,333	4,675	4,807	3,432
Foreign Countries - Total	4,333	4,675	4,807	3,432
US Citizens	2,784	3,024	3,021	1,731
Non-US Citizens	1,549	1,651	1,786	1,701
USAF Security Service - Total	635	642	629	625
US Territories and Possessions - Total	11	14	12	12
US Citizens	11	14	12	12
Non-US Citizens	-	-	-	-
Foreign Countries - Total	624	628	617	613
US Citizens	34	35	37	35
Non-US Citizens	590	593	580	578

a/ Air Force Communication Service designated as a major air command, 1 July 1961; originally a part of Military Air Transport Service.

Source: Statistics and Reports Division, Directorate of Data Systems and Statistics, Comptroller of the Air Force

TABLE 177 — DEPARTMENTAL CIVILIAN EMPLOYEES BY TYPE OF EMPLOYEE, BY EMPLOYEE GROUP, AT END OF QUARTER — FY 1962

(In the table below, Competitive Career includes Presidential Appointees; Excepted, Limited, and Conditional includes Special Consultants.)

TYPE OF APPOINTMENT	30 SEPTEMBER (1961)		31 DECEMBER		31 MARCH (1962)		30 JUNE	
	Salaried	Wage Board	Salaried	Wage Board	Salaried	Wage Board	Salaried	Wage Board
TOTAL	4,676	40	4,662	39	4,300	40	4,463	40
Competitive, Career a/	3,902	37	3,908	37	3,500	38	3,488	38
Competitive, Career-Conditional	624	1	607	-	639	-	715	-
Competitive, Limited Tenure	68	2	50	2	62	2	125	2
Excepted, Limited or Conditional b/	44	-	58	-	60	-	93	-
Excepted, Permanent	38	-	39	-	39	-	42	-

a/ Includes Presidential Appointees.
b/ Includes Special Consultants.

Source: Statistics and Reports Division, Directorate of Data Systems and Statistics, Comptroller of the Air Force

TABLE 178 — DEPARTMENTAL CIVILIAN EMPLOYEES BY TYPE OF SERVICE, AT END OF QUARTER — FY 1962

TYPE OF SERVICE	30 SEPTEMBER (1961)	31 DECEMBER	31 MARCH (1962)	30 JUNE
TOTAL	4,716	4,701	4,340	4,503
General Schedule	4,633	4,598	4,235	4,408
Presidential Appointees	5	4	5	5
Public Law 313	12	15	16	14
Public Law 854	1	1	1	1
Special Consultants	25	44	43	35
Wage Board	40	39	40	40

Source: Statistics and Reports Division, Directorate of Data Systems and Statistics, Comptroller of the Air Force

TABLE 179 — DEPARTMENTAL CIVILIAN EMPLOYEES WITH VETERANS PREFERENCE, BY PREFERENCE POINTS, AT END OF QUARTER — FY 1962

VETERANS' PREFERENCE	30 SEPTEMBER (1961)	31 DECEMBER	31 MARCH (1962)	30 JUNE
TOTAL	1,539	1,552	1,389	1,378
10 Point	248	247	227	233
5 Point	1,291	1,305	1,162	1,145

Source: Statistics and Reports Division, Directorate of Data Systems and Statistics, Comptroller of the Air Force

TABLE 180 — ACCESSIONS OF USAF CIVILIAN EMPLOYEES BY TYPE, WORLD-WIDE, BY QUARTER — FY 1962

LOCATION AND ACCESSIONS BY TYPE	TOTAL	FIRST QUARTER	SECOND QUARTER	THIRD QUARTER	FOURTH QUARTER
WORLD-WIDE - TOTAL	61,597	17,426	15,037	14,094	15,040
CAREER APPOINTMENT - TOTAL	262	74	81	46	61
CAREER-CONDITIONAL APPOINTMENT - TOTAL	17,624	4,568	4,214	4,570	4,272
EXCEPTED APPOINTMENT - TOTAL	10,422	4,037	2,426	1,911	2,048
OTHER TEMPORARY APPOINTMENTS - TOTAL	6,305	1,747	1,540	1,284	1,734
REEMPLOYED - PREVIOUS FEDERAL SERVICE - TOTAL	9,603	2,659	2,618	2,277	2,049
RETURNED TO DUTY OR PAY STATUS - TOTAL	2,383	660	565	555	603
TEMPORARY APPOINTMENTS FROM CIVIL SERVICE REGISTER - TOTAL	5,715	1,350	1,434	1,596	1,335
TEMPORARY APPOINTMENTS PENDING CIVIL SERVICE REGISTER - TOTAL	4,888	1,376	1,094	768	1,650
TRANSFERS FROM OTHER FEDERAL AGENCIES - TOTAL	4,395	955	1,065	1,087	1,288
CONTINENTAL US - TOTAL	49,300	13,028	12,023	11,723	12,526
Career Appointment	246	74	80	46	46
Career-Conditional Appointment	17,255	4,474	4,103	4,480	4,198
Excepted Appointment	1,148	324	180	143	501
Other Temporary Appointments	5,637	1,621	1,355	1,166	1,495
Reemployed - Previous Federal Service	8,892	2,453	2,423	2,163	1,853
Returned to Duty or Pay Status	2,275	623	535	539	578
Temporary Appointments from Civil Service Register	5,474	1,295	1,394	1,555	1,230
Temporary Appointments Pending Civil Service Register	4,397	1,259	995	702	1,441
Transfers from Other Federal Agencies	3,976	905	958	929	1,184
OVERSEA - TOTAL	12,297	4,398	3,014	2,371	2,514
Career Appointment	16	-	1	-	15
Career-Conditional Appointment	369	94	111	90	74
Excepted Appointment	9,274	3,713	2,246	1,768	1,547
Other Temporary Appointments	668	126	185	118	239
Reemployed - Previous Federal Service	711	206	195	114	196
Returned to Duty or Pay Status	108	37	30	16	25
Temporary Appointments from Civil Service Register	241	55	40	41	105
Temporary Appointments Pending Civil Service Register	491	117	99	66	209
Transfers from Other Federal Agencies	419	50	107	158	104

Source: Statistics and Reports Division, Directorate of Data Systems and Statistics, Comptroller of the Air Force

TABLE 181 – SEPARATIONS OF USAF CIVILIAN EMPLOYEES BY TYPE, WORLD-WIDE, BY QUARTER – FY 1962

LOCATION AND SEPARATIONS BY TYPE	TOTAL	FIRST QUARTER	SECOND QUARTER	THIRD QUARTER	FOURTH QUARTER
WORLD-WIDE - TOTAL	58,793	16,583	13,949	11,731	16,530
DISPLACEMENT OF INDEFINITE APPOINTEES - TOTAL	61	9	21	8	23
DISQUALIFICATION, INEFFICIENCY, MISCONDUCT, DELINQUENT, OTHER	879	188	233	202	256
EXTENDED LEAVE WITHOUT PAY - TOTAL	3,441	737	737	625	1,342
REDUCTION IN FORCE - TOTAL	1,704	602	388	234	480
RESIGNATIONS - TOTAL	26,588	8,146	5,821	4,968	7,653
RETIREMENT, LEGAL INCOMPETENCE, DISABILITY, DEATH - TOTAL	5,843	1,347	1,400	1,510	1,586
SUSPENSION, MILITARY FURLOUGH - TOTAL	1,654	137	1,289	126	102
TERMINATION OF TEMPORARY OR EXCEPTED APPOINTMENT - TOTAL	12,129	3,610	2,741	2,264	3,514
TRANSFERS TO OTHER FEDERAL AGENCIES - TOTAL	6,494	1,807	1,319	1,794	1,574
CONTINENTAL US - TOTAL	44,612	11,898	11,045	9,709	11,960
Displacement of Indefinite Appointees	32	4	2	8	18
Disqualification, Inefficiency, Misconduct, Delinquent, Other	614	147	153	124	190
Extended Leave Without Pay	2,679	668	714	595	702
Reduction in Force	1,108	422	202	103	381
Resignations	20,126	6,051	4,470	4,129	5,476
Retirement, Legal Incompetence, Disability, Death	5,596	1,281	1,341	1,447	1,527
Suspension, Military Furlough	1,595	122	1,280	105	88
Termination of Temporary or Excepted Appointment	7,405	2,120	1,644	1,486	2,155
Transfers to Other Federal Agencies	5,457	1,083	1,239	1,712	1,423
OVERSEA - TOTAL	14,181	4,685	2,904	2,022	4,570
Displacement of Indefinite Appointees	29	5	19	-	5
Disqualification, Inefficiency, Misconduct, Delinquent, Other	265	41	80	78	66
Extended Leave Without Pay	762	69	23	30	640
Reduction in Force	596	180	186	131	99
Resignations	6,462	2,095	1,351	839	2,177
Retirement, Legal Incompetence, Disability, Death	247	66	59	63	59
Suspension, Military Furlough	59	15	9	21	14
Termination of Temporary or Excepted Appointment	4,724	1,490	1,097	778	1,359
Transfers to Other Federal Agencies	1,037	724	80	82	151

Source: Statistics and Reports Division, Directorate of Data Systems and Statistics, Comptroller of the Air Force

TABLE 182 — USAF INCENTIVE AWARDS PROGRAM, WORLD-WIDE — FY 1962

(Basic authority for the program is provided by Title III, Public Law 763, 83d Congress which was effective, 30 November 1954 and repealed previous legislation.)

COMMAND	SUGGESTIONS				HONORARY AWARDS		CASH AWARDS FOR SUSTAINED SUPERIOR PERFORMANCE			CASH AWARDS FOR SPECIAL ACTS OR SERVICES		
	Suggestions Received	Suggestions Adopted	Cash Awards Paid	Estimated First Year Benefits a/	Exceptional Decorations Approved b/	Meritorious Awards Approved c/	Awards Approved	Cash Awards Paid	Estimated First Year Benefits a/	Awards Approved	Cash Awards Paid	Estimated First Year Benefits a/
TOTAL	95,857	21,050	$ 960,830	$ 48,907,935	18	105	16,524	$ 2,554,430	$ 13,398,525	279	$ 59,165	$ 7,014,145
CONTINENTAL US - TOTAL	88,051	20,258	935,365	48,304,780	18	103	15,493	2,407,655	13,199,605	276	58,865	7,014,145
Aero Chart and Information Center	1,293	204	3,905	67,155	-	-	67	12,050	-	-	-	-
Air Defense Command	3,788	1,022	36,900	1,904,650	-	9	952	133,650	-	9	165	-
Air Force Accounting and Finance Center	727	192	5,130	88,890	-	-	196	28,350	-	10	1,615	12,160
Air Force Logistics Command	43,211	9,573	524,945	32,481,670	4	40	4,751	747,000	-	131	27,945	3,381,395
Air Force Systems Command	12,491	2,400	113,770	4,144,390	2	29	3,111	510,100	-	83	21,730	3,522,470
Air Training Command	5,908	1,727	59,605	1,177,770	1	3	1,504	214,200	4,500	8	850	-
Air University	775	346	7,955	113,145	2	2	123	17,550	-	8	1,025	1,775
Continental Air Command	2,020	782	21,145	303,680	1	1	261	39,150	30,715	1	200	-
Headquarters Command, USAF	625	138	7,075	647,575	-	4	389	64,600	-	2	1,300	-
Headquarters US Air Force	783	103	5,270	107,275	7	4	695	125,450	-	3	1,645	4,345
Military Air Transport Service	3,246	728	33,260	5,054,515	-	2	624	93,460	9,810	2	350	4,000
Strategic Air Command	10,086	2,309	82,520	1,654,825	1	5	2,127	323,645	13,122,665	16	1,565	-
Tactical Air Command	2,407	578	27,750	478,465	-	-	412	57,750	22,375	2	275	88,000
USAF Academy	509	108	3,850	52,620	-	-	177	23,900	-	-	-	-
USAF Security Service	182	48	2,285	28,155	-	4	104	16,800	9,540	1	200	-
OVERSEA - TOTAL	7,806	792	25,465	603,155	-	2	1,031	146,775	198,920	3	300	-
Alaskan Air Command	975	154	8,700	287,975	-	-	87	11,200	-	-	-	-
Caribbean Air Command	137	44	785	7,290	-	-	35	4,950	-	-	-	-
Pacific Air Command	5,331	501	13,475	281,410	-	2	519	64,525	198,920	3	300	-
US Air Forces, Europe	1,363	93	2,505	26,480	-	-	390	66,100	-	-	-	-

a/ Tangible benefits cannot be estimated in all instances as many result in intangible benefits such as morale, safety, or welfare, or improved operations.
b/ Decoration for Exceptional Civilian Service is awarded by Secretary of the Air Force.
c/ Award for Meritorious Civilian Service is awarded by Chief of Staff, or Major air commanders.

Source: Placement and Employee Relations Division, Directorate of Civilian Personnel, DCS/Personnel.

TABLE 183 — AIR FORCE AID SOCIETY SUMMARIES, WORLD-WIDE — FY 1962

(The total amount of loans outstanding as of 30 June 1962 amounted to $724,092 of which it is estimated that $342,824 will not be collected for various reasons. Between 1 March 1946 and 30 June 1962, $1,416,044 has been written off as uncollectible, due to death or subsequent financial difficulties of the borrowers. This results in total assistance to date of $4,241,814 of which repayment cannot be expected.

ACTIVITY	FISCAL YEAR 1962	1 MARCH 1946 THROUGH 30 JUNE 1962 a/
EXCESS RECEIPTS OVER DISBURSEMENTS - TOTAL	$ 418,762	a/ $ 6,003,418
Receipts (Excluding Loan Repayment) - Total	706,449	11,106,369
Memberships and Donations of All Kinds	b/ 699,068	b/ 9,625,867
Fund Raising Activities (Carnivals, Shows, Dances, etc.)	7,381	1,480,502
Disbursements (Net) - Total	287,687	5,102,951
Operating Expenses (Forms, Bank Charges, etc.)	9,419	137,045
Grants	208,967	2,825,770
Loans (Excess over Repayments)	69,301	2,140,136
EXCESS LOANS OVER PAYMENTS - TOTAL	69,301	2,140,136
Loans Made	1,246,373	26,484,309
Loans Repaid	1,177,072	24,344,173
CASES ASSISTED - TOTAL	14,415	348,419
Number of Loans Made	12,833	329,938
Number of Grants Made	1,582	18,481

a/ Of the $6,003,418 on 30 June 1962, it was necessary that $459,092 be retained in the field to meet the immediate needs for assistance.

b/ Includes donations and memorials to the General Harry H. Arnold Educational Fund.

Source: Air Force Aid Society, Headquarters USAF

TABLE 184 — SUMMARY OF USAF CIVILIAN RETIREMENT FUND TRANSACTIONS — 31 DEC 1961

(Civilian Retirement Fund Transactions are reported only on a Calendar Year Basis)

SUMMARY NOMENCLATURE	CALENDAR YEAR 1961
Current Year Payments to Retirement Fund - Total	$ 217,093,504.60
Current Year Employee Deductions	107,516,957.41
Air Force Contribution	107,516,731.70
Accumulative Year-End Total Retirement Deductions	685,179,421.44
Year-End of Active Accounts (Number) - Total	281,433

Source: Directorate of Accounting and Finance (AFAAF-3A-12), Comptroller of the Air Force

686559 O - 63 - 23

Security & Discipline

PART XI

SECURITY AND LAW ENFORCEMENT

INTRODUCTION

Security and Law Enforcement statistics are a collection of selected data concerning corrections, security violations, and delinquencies charged to World-wide Military Personnel on active duty. The statistics reported in this section are derived from AF Form 511, "Provost Marshal Activities Report."

DEFINITIONS: The following definitions apply to this portion of the Security and Discipline reports:

ABSENT WITHOUT LEAVE (AWOL) - The status or the offense of any member of the Air Force,who, without proper authority
(1) Fails to go to his appointed place of duty at the time prescribed, or
(2) Goes from that place, or
(3) Absents himself or remains absent from his unit, organization, or place of duty at which he is required to be at the time prescribed (10 U. S. C. 886). (See AFR 35-73, Par. I, dated 23 January 1959).

APPREHENSION - a. Cooperation of State and Local Police Forces. Commanders of Continental US Major Air Commands will take steps to secure the active cooperation of all State and local policy forces and such other officials and organizations as they may consider useful to insure the person's prompt return to military control. Such agencies will be informed that they should not take action to apprehend an absentee or deserter unless they are in receipt of either DD Form 553 or information from an officer of the Air Force that the person is an absentee or deserter whose return to military control is desired. Commanders of oversea major air commands will take such action as the local situation may warrant.

b. Personnel Authorized to Apprehend:

(1) Military. Members of the Armed Forces are authorized to apprehend absentees and deserters in the circumstances described in MCM, 1951, paragraphs 17, 18, and 19.

(2) Civilians. Any civil officer having authority to apprehend offenders under the laws of the United States or any state, district, territory,or possession of the United States may summarily apprehend a deserter from the Armed Forces of the United States and deliver him into the custody of the Armed Forces of the United (Uniform Code of Military Justice, Article 8). Generally, a private citizen does not have any authority to apprehend a deserter unless authorized to do so by a military officer (distribution of DD Form 553 has been held to be sufficient authorization).

CUSTODY GRADE - Prisoners will be classified as being in a minimum, medium, or maximum custody grade in accordance with the criteria outlined in (1), (2), and (3) below. The initial classification will be determined by the confinement officer based upon the nature of the offense, demeanor of the prisoner upon admission, and any other pertinent information available.

SECURITY AND LAW ENFORCEMENT (CONTINUED)

CUSTODY GRADE (Continued)

(1) Minimum custody prisoners are those who are sufficiently stable, dependable, and trustworthy as to require little or no custodial supervision.

(2) Medium custody prisoners are those who require continual supervision, but whose escape would not threaten life, limb, or property.

(3) Maximum custody prisoners are those whose escape would present a distinct threat to the safety of life, limb, or property, and who require special custodial controls and handling.

TABLE 185 — SECURITY AND LAW ENFORCEMENT ACTIVITIES, WORLD-WIDE, BY QUARTER — FY 1962

(Offenses as listed below are chargeable to the average daily strength as defined in AFM 171-6, Chapter 16, as follows: "Average strengths will include all personnel assigned and attached (excluding those on Temporary Duty (TDY) and Missing) of Air Force Units." The 3320th is the Retraining Group to which prisoners are sent. (OS) indicates Overseas.)

LOCATION AND COMMAND	TOTAL	1ST QTR	2ND QTR	3RD QTR	4TH QTR
	SECURITY VIOLATIONS-INVOLVING LOSS OR POSSIBLE SUBJECTION TO COMPROMISE a/				
WW - TOTAL	119	29	29	24	37
U S - TOTAL	99	24	24	17	34
OTHER - TOTAL	20	5	5	7	3
ACIC	-	-	-	-	-
ADC	17	5	2	4	6
AFAFC	-	-	-	-	-
AFLC	11	-	1	2	8
AFSC	6	1	1	-	4
ATC	4	1	-	-	3
3320th	-	-	-	-	-
AU	-	-	-	-	-
AAC	-	-	-	-	-
ConAC	-	-	-	-	-
Hq CMD	-	-	-	-	-
MATS	8	3	2	1	2
OAR	-	-	-	-	-
SAC	38	10	14	8	6
TAC	2	-	-	-	2
USAFA b/	-	-	-	-	-
USAFSS	1	-	1	-	-
ADC (os)	-	-	-	-	-
AFLC (os)	-	-	-	-	-
CAirC	1	-	-	1	-
MATS (os)	-	-	-	-	-
PACAF	4	-	3	1	-
SAC (os)	-	-	-	-	-
USAFE	15	5	2	5	3

LOCATION AND COMMAND	TOTAL	1ST QTR	2ND QTR	3RD QTR	4TH QTR
	ALL OFFENDERS (Excludes security violations)				
WW - TOTAL	105,746	26,136	25,202	26,727	27,681
U S - TOTAL	80,247	19,611	18,953	20,779	20,904
OTHER - TOTAL	25,499	6,525	6,249	5,948	6,777
ACIC	-	-	-	-	-
ADC	14,856	3,367	3,855	3,857	3,777
AFAFC	12	-	-	8	4
AFLC	5,510	1,282	1,391	1,400	1,437
AFSC	3,725	890	895	1,160	780
ATC	15,852	4,420	3,528	4,071	3,833
3320th	-	-	-	-	-
AU	810	119	216	239	236
AAC	1,923	341	326	600	656
ConAC	282	37	15	134	96
Hq CMD	1,359	266	297	359	437
MATS	8,158	1,839	1,917	2,132	2,270
OAR	-	-	-	-	-
SAC	20,115	5,165	4,632	4,878	5,440
TAC	6,393	1,616	1,582	1,603	1,592
USAFA b/	374	59	104	98	113
USAFSS	878	210	195	240	233
ADC (os)	293	84	49	96	64
AFLC (os)	305	110	75	58	62
CAirC	298	64	71	84	79
MATS (os)	1,191	317	306	296	272
PACAF	11,408	2,866	2,844	2,549	3,149
SAC (os)	1,474	392	351	388	343
USAFE	10,530	2,692	2,553	2,477	2,808

LOCATION AND COMMAND	TOTAL	1ST QTR	2ND QTR	3RD QTR	4TH QTR
	SECURITY VIOLATIONS, NO COMPROMISE, TOTAL				
WW - TOTAL	1,261	378	270	293	320
U S - TOTAL	1,159	358	243	269	289
OTHER - TOTAL	102	20	27	24	31
ACIC	14	6	8	-	-
ADC	73	25	20	20	8
AFAFC	1	-	1	-	-
AFLC	216	56	45	52	63
AFSC	360	117	90	67	86
ATC	23	8	6	7	2
3320th	-	-	-	-	-
AU	-	-	-	-	-
AAC	9	3	2	3	1
ConAC	2	1	-	-	1
Hq CMD	14	5	3	2	4
MATS	33	12	4	8	9
OAR	1	-	-	1	-
SAC	73	16	23	21	13
TAC	331	105	38	86	102
USAFA b/	-	-	-	-	-
USAFSS	9	4	3	2	-
ADC (os)	-	-	-	-	-
AFLC (os)	1	-	-	-	1
CAirC	6	1	3	-	2
MATS (os)	14	2	6	4	2
PACAF	9	6	-	2	1
SAC (os)	16	6	4	4	2
USAFE	56	5	14	14	23

LOCATION AND COMMAND	TOTAL	1ST QTR	2ND QTR	3RD QTR	4TH QTR
	OFFENSES: MILITARY-TYPE, TOTAL				
WW - TOTAL	21,122	5,282	4,815	5,435	5,590
U S - TOTAL	15,037	3,842	3,467	3,906	3,822
OTHER - TOTAL	6,085	1,440	1,348	1,529	1,768
ACIC	-	-	-	-	-
ADC	3,456	879	910	825	842
AFAFC	-	-	-	-	-
AFLC	723	173	162	198	190
AFSC	711	212	170	173	156
ATC	1,477	588	319	181	389
3320th	-	-	-	-	-
AU	77	13	18	13	33
AAC	343	63	64	121	95
ConAC	18	7	1	4	6
Hq CMD	61	12	20	12	17
MATS	1,075	171	254	345	305
OAR	-	-	-	-	-
SAC	5,480	1,483	1,263	1,466	1,268
TAC	1,472	199	257	531	485
USAFA b/	22	7	6	5	4
USAFSS	122	35	23	32	32
ADC (os)	108	44	24	18	22
AFLC (os)	25	12	4	1	8
CAirC	71	21	13	15	22
MATS (os)	370	95	89	91	95
PACAF	2,312	575	535	523	679
SAC (os)	643	167	172	169	135
USAFE	2,556	526	511	712	807

TABLE 185 — SECURITY AND LAW ENFORCEMENT ACTIVITIES, WORLD-WIDE, BY QUARTER — FY 1962
(CONTINUED)

LOCATION AND COMMAND	TOTAL	1ST QTR	2ND QTR	3RD QTR	4TH QTR
	OFFENSES: CIVIL-TYPE, PUNISHABLE BY OVER ONE YEAR c/				
WW - TOTAL	952	229	219	255	249
U S - TOTAL	727	170	185	200	172
OTHER - TOTAL	225	59	34	55	77
ACIC	-	-	-	-	-
ADC	107	33	27	25	22
AFAFC	-	-	-	-	-
AFLC	49	10	12	18	9
AFSC	20	6	5	6	3
ATC	168	42	50	38	38
3320th	-	-	-	-	-
AU	9	-	1	3	5
AAC	5	2	-	2	1
ConAC	-	-	-	-	-
Hq CMD	20	3	7	9	1
MATS	99	19	22	28	30
OAR	-	-	-	-	-
SAC	167	37	39	48	43
TAC	79	18	21	23	17
USAFA b/	2	-	1	-	1
USAFSS	2	-	-	-	2
ADC (os)	7	5	-	-	2
AFLC (os)	5	2	2	1	-
CAirC	3	1	-	-	2
MATS (os)	6	2	1	1	2
PACAF	91	28	10	24	29
SAC (os)	36	7	8	15	6
USAFE	77	14	13	14	36
	OFFENSES: CIVIL-TYPE, PUNISHABLE BY ONE YEAR OR LESS c/				
WW - TOTAL	14,479	3,724	3,554	3,592	3,609
U S - TOTAL	10,825	2,777	2,724	2,659	2,665
OTHER - TOTAL	3,654	947	830	933	944
ACIC	-	-	-	-	-
ADC	1,927	485	509	426	507
AFAFC	-	-	-	-	-
AFLC	355	104	98	100	53
AFSC	430	100	131	121	78
ATC	2,877	796	738	673	670
3320th	-	-	-	-	-
AU	101	14	23	36	28
AAC	104	21	34	35	14
ConAC	6	6	-	-	-
Hq CMD	177	32	53	43	49
MATS	810	221	178	204	207
OAR	-	-	-	-	-
SAC	3,089	817	713	754	805
TAC	755	148	199	215	193
USAFA b/	2	-	-	-	2
USAFSS	192	33	48	52	59
ADC (os)	28	8	3	13	4
AFLC (os)	25	9	7	9	-
CAirC	42	9	3	17	13
MATS (os)	139	48	36	30	25
PACAF	1,932	503	439	469	521
SAC (os)	368	83	97	104	84
USAFE	1,120	287	245	291	297

LOCATION AND COMMAND	TOTAL	1ST QTR	2ND QTR	3RD QTR	4TH QTR
	OFFENSES: THEFTS, PUNISHABLE BY OVER ONE YEAR				
WW - TOTAL	670	166	163	173	168
U S - TOTAL	528	128	137	133	130
OTHER - TOTAL	142	38	26	40	38
ACIC	-	-	-	-	-
ADC	108	25	41	21	21
AFAFC	-	-	-	-	-
AFLC	31	4	6	14	7
AFSC	21	2	2	11	6
ATC	134	38	33	30	33
3320th	-	-	-	-	-
AU	1	-	-	1	-
AAC	17	9	1	4	3
ConAC	-	-	-	-	-
Hq CMD	11	1	7	1	2
MATS	29	11	4	9	5
OAR	-	-	-	-	-
SAC	125	31	25	27	42
TAC	51	7	18	15	11
USAFA b/	-	-	-	-	-
USAFSS	-	-	-	-	-
ADC (os)	4	4	-	-	-
AFLC (os)	9	6	1	2	-
CAirC	-	-	-	-	-
MATS (os)	9	2	2	1	4
PACAF	77	13	15	29	20
SAC (os)	19	5	5	-	9
USAFE	24	8	3	8	5
	OFFENSES: THEFTS, PUNISHABLE BY ONE YEAR OR LESS				
WW - TOTAL	2,417	605	568	599	645
U S - TOTAL	2,020	498	470	527	525
OTHER - TOTAL	397	107	98	72	120
ACIC	-	-	-	-	-
ADC	317	72	57	99	89
AFAFC	-	-	-	-	-
AFLC	70	13	14	16	27
AFSC	53	7	22	14	10
ATC	418	133	100	98	87
3320th	-	-	-	-	-
AU	12	2	-	1	9
AAC	21	13	5	2	1
ConAC	-	-	-	-	-
Hq CMD	20	7	6	5	2
MATS	220	56	51	67	46
OAR	-	-	-	-	-
SAC	738	155	172	188	223
TAC	143	36	43	37	27
USAFA b/	2	2	-	-	-
USAFSS	6	2	-	-	4
ADC (os)	10	2	3	4	1
AFLC (os)	7	4	1	1	1
CAirC	1	-	-	1	-
MATS (os)	10	3	4	3	-
PACAF	187	58	44	31	54
SAC (os)	37	11	7	8	11
USAFE	145	29	39	24	53

TABLE 185 – SECURITY AND LAW ENFORCEMENT ACTIVITIES, WORLD-WIDE, BY QUARTER – FY 1962
(CONTINUED)

LOCATION AND COMMAND	TOTAL	1ST QTR	2ND QTR	3RD QTR	4TH QTR
	OFFENSES: CITATIONS FOR MOVING TRAFFIC VIOLATIONS ISSUED TO MILITARY PERSONNEL, TOTAL				
WW - TOTAL	61,264	14,704	14,745	15,511	16,304
U S - TOTAL	46,611	10,852	10,908	12,269	12,582
OTHER - TOTAL	14,653	3,852	3,837	3,242	3,722
ACIC	-	-	-	-	-
ADC	8,039	1,639	2,092	2,225	2,083
AFAFC	12	-	-	8	4
AFLC	4,067	921	1,051	997	1,098
AFSC	2,341	528	522	803	488
ATC	9,612	2,398	2,016	2,832	2,366
3320th	-	-	-	-	-
AU	572	83	162	171	156
AAC	1,376	218	203	419	536
ConAC	255	22	14	130	89
Hq CMD	976	178	178	273	347
MATS	5,548	1,261	1,321	1,381	1,585
OAR	-	-	-	-	-
SAC	9,544	2,359	2,212	2,132	2,841
TAC	3,390	1,066	921	654	749
USAFA b/	341	49	96	91	105
USAFSS	538	130	120	153	135
ADC (os)	133	20	19	59	35
AFLC (os)	229	76	59	41	53
CAirC	178	33	53	50	42
MATS (os)	638	157	173	168	140
PACAF	6,677	1,663	1,770	1,443	1,801
SAC (os)	349	112	58	86	93
USAFE	6,449	1,791	1,705	1,395	1,558
	OFFENSES: ABSENT WITHOUT LEAVE				
WW - TOTAL	4,842	1,426	1,138	1,162	1,116
U S - TOTAL	4,499	1,344	1,062	1,085	1,008
OTHER - TOTAL	343	82	76	77	108
ACIC	-	-	-	-	-
ADC	902	234	219	236	213
AFAFC	-	-	-	-	-
AFLC	215	57	48	57	53
AFSC	149	35	43	32	39
ATC	1,166	425	272	219	250
3320th	-	-	-	-	-
AU	38	7	12	14	5
AAC	57	15	19	17	6
ConAC	3	2	-	-	1
Hq CMD	94	33	26	16	19
MATS	377	100	87	98	92
OAR	-	-	-	-	-
SAC	972	283	208	263	218
TAC	503	142	123	128	110
USAFA b/	5	1	1	2	1
USAFSS	18	10	4	3	1
ADC (os)	3	1	-	2	-
AFLC (os)	5	1	1	3	-
CAirC	3	-	2	1	-
MATS (os)	19	10	1	2	6
PACAF	132	26	31	30	45
SAC (os)	22	7	4	6	5
USAFE	159	37	37	33	52

LOCATION AND COMMAND	TOTAL	1ST QTR	2ND QTR	3RD QTR	4TH QTR
	RETURNED TO MILITARY CONTROL VOLUNTARILY, AWOL PERSONNEL				
WW - TOTAL	3,148	866	719	804	759
U S - TOTAL	2,923	816	667	747	693
OTHER - TOTAL	225	50	52	57	66
ACIC	-	-	-	-	-
ADC	573	154	140	148	131
AFAFC	-	-	-	-	-
AFLC	147	40	31	37	39
AFSC	114	28	31	25	30
ATC	674	213	168	136	157
3320th	-	-	-	-	-
AU	28	3	10	11	4
AAC	28	5	8	12	3
ConAC	3	2	-	-	1
Hq CMD	58	21	12	10	15
MATS	262	63	50	77	72
OAR	-	-	-	-	-
SAC	641	174	132	184	151
TAC	383	108	81	105	89
USAFA b/	2	-	1	1	-
USAFSS	10	5	3	1	1
ADC (os)	1	1	-	-	-
AFLC (os)	4	1	-	3	-
CAirC	1	-	1	-	-
MATS (os)	10	4	1	2	3
PACAF	79	13	22	20	24
SAC (os)	17	4	4	6	3
USAFE	113	27	24	26	36
	RETURNED TO MILITARY CONTROL APPREHENDED, AWOL PERSONNEL				
WW - TOTAL	887	263	226	228	170
U S - TOTAL	818	244	214	214	146
OTHER - TOTAL	69	19	12	14	24
ACIC	-	-	-	-	-
ADC	177	42	44	44	47
AFAFC	-	-	-	-	-
AFLC	47	9	15	19	4
AFSC	18	3	6	4	5
ATC	223	85	50	49	39
3320th	-	-	-	-	-
AU	3	1	1	-	1
AAC	7	2	2	2	1
ConAC	-	-	-	-	-
Hq CMD	16	5	5	5	1
MATS	61	15	31	10	5
OAR	-	-	-	-	-
SAC	193	54	42	62	35
TAC	64	22	17	17	8
USAFA b/	1	1	-	-	-
USAFSS	8	5	1	2	-
ADC (os)	-	-	-	-	-
AFLC (os)	1	-	1	-	-
CAirC	1	-	-	1	-
MATS (os)	4	2	-	-	2
PACAF	32	9	5	7	11
SAC (os)	3	-	1	1	1
USAFE	28	8	5	5	10

TABLE 185 — SECURITY AND LAW ENFORCEMENT ACTIVITIES, WORLD-WIDE, BY QUARTER — FY 1962
(CONTINUED)

LOCATION AND COMMAND	TOTAL	1ST QTR	2ND QTR	3RD QTR	4TH QTR
	MAN-DAYS LOST - AWOL PERSONNEL				
WW - TOTAL	46,095	13,325	11,592	11,179	9,999
U S - TOTAL	43,492	12,740	11,031	10,433	9,288
OTHER - TOTAL	2,603	585	561	746	711
ACIC	-	-	-	-	-
ADC	7,788	1,947	2,090	1,717	2,034
AFAFC	-	-	-	-	-
AFLC	2,229	456	559	596	618
AFSC	1,361	356	471	227	307
ATC	12,238	4,358	3,172	2,376	2,332
3320th	-	-	-	-	-
AU	306	60	95	101	50
AAC	583	153	206	140	84
ConAC	6	3	-	-	3
Hq CMD	881	224	213	260	184
MATS	4,014	1,090	848	1,266	810
OAR	-	-	-	-	-
SAC	9,559	2,856	1,970	2,601	2,132
TAC	4,386	1,201	1,371	1,086	728
USAFA b/	53	3	3	43	4
USAFSS	88	33	33	20	2
ADC (os)	82	20	-	62	-
AFLC (os)	36	2	2	32	-
CAirC	22	-	3	19	-
MATS (os)	154	96	1	3	54
PACAF	949	212	198	231	308
SAC (os)	232	70	20	101	41
USAFE	1,128	185	337	298	308
	AIR FORCE PRISONERS - TRIED AND IN CONFINEMENT, EOQ d/				
WW - TOTAL		1,074	871	1,050	931
U S - TOTAL		883	742	882	759
OTHER - TOTAL		191	129	168	172
ACIC		-	-	-	-
ADC		83	68	81	67
AFAFC		-	-	-	-
AFLC		16	15	16	5
AFSC		44	32	53	38
ATC		184	110	121	115
3320th		147	132	148	162
AU		5	18	12	11
AAC		7	1	10	3
ConAC		1	1	-	-
Hq CMD		11	9	29	-
MATS		59	41	50	51
OAR		-	-	-	-
SAC		213	225	252	230
TAC		106	83	105	74
USAFA b/		-	-	-	-
USAFSS		7	7	5	3
ADC (os)		-	-	-	-
AFLC (os)		2	1	1	-
CAirC		-	-	2	2
MATS (os)		7	2	1	3
PACAF		76	67	88	59
SAC (os)		29	7	9	17
USAFE		77	52	67	91

LOCATION AND COMMAND	TOTAL	1ST QTR	2ND QTR	3RD QTR	4TH QTR
	AIR FORCE PRISONERS - IN PRETRIAL CONFINEMENT, EOQ d/				
WW - TOTAL		127	145	141	111
U S - TOTAL		101	120	110	84
OTHER - TOTAL		26	25	31	27
ACIC		-	-	-	-
ADC		14	18	17	10
AFAFC		-	-	-	-
AFLC		2	2	5	3
AFSC		8	6	2	6
ATC		24	16	22	22
3320th		-	-	-	-
AU		1	3	-	3
AAC		-	-	-	-
ConAC		-	-	-	-
Hq CMD		2	1	7	-
MATS		5	2	7	5
OAR		-	-	-	-
SAC		34	51	22	28
TAC		9	19	18	5
USAFA b/		-	-	-	-
USAFSS		2	2	10	2
ADC (os)		-	-	-	-
AFLC (os)		-	-	-	-
CAirC		-	-	-	-
MATS (os)		-	1	1	-
PACAF		12	11	14	5
SAC (os)		3	1	-	1
USAFE		11	12	16	21
	AIR FORCE PRISONERS - CASUALS IN CONFINEMENT, EOQ d/				
WW - TOTAL		69	46	37	35
U S - TOTAL		62	43	36	28
OTHER - TOTAL		7	3	1	7
ACIC		-	-	-	-
ADC		8	7	2	6
AFAFC		-	-	-	-
AFLC		4	2	3	2
AFSC		1	4	1	2
ATC		11	7	3	5
3320th		-	-	-	-
AU		-	1	-	1
AAC		-	-	-	-
ConAC		3	3	-	-
Hq CMD		2	-	4	-
MATS		8	5	14	-
OAR		-	-	-	-
SAC		13	13	5	11
TAC		10	1	1	1
USAFA b/		-	-	-	-
USAFSS		2	-	3	-
ADC (os)		-	-	-	-
AFLC (os)		-	-	-	-
CAirC		-	-	-	-
MATS (os)		-	-	-	-
PACAF		1	1	-	2
SAC (os)		-	-	-	-
USAFE		6	2	1	5

TABLE 185 — SECURITY AND LAW ENFORCEMENT ACTIVITIES, WORLD-WIDE, BY QUARTER — FY 1962
(CONTINUED)

LOCATION AND COMMAND	TOTAL	1ST QTR	2ND QTR	3RD QTR	4TH QTR
	AIR FORCE PRISONERS - IN OTHER SERVICE CONFINEMENT FACILITIES, EOQ d/				
WW - TOTAL		123	116	124	156
U S - TOTAL		76	81	78	129
OTHER - TOTAL		47	35	46	27
ACIC		-	-	-	-
ADC		1	-	1	1
AFAFC		-	-	-	-
AFLC		2	-	2	-
AFSC		-	-	-	-
ATC		-	-	-	2
3320th		-	-	-	-
AU		-	-	-	-
AAC		-	-	-	-
ConAC		-	-	-	-
Hq CMD		-	-	-	10
MATS		15	29	20	60
OAR		-	-	-	-
SAC		38	40	43	39
TAC		20	12	12	17
USAFA b/		-	-	-	-
USAFSS		-	-	-	-
ADC (os)		-	-	-	-
AFLC (os)		-	-	-	-
CAirC		-	-	2	2
MATS (os)		3	3	-	1
PACAF		37	32	44	24
SAC (os)		-	-	-	-
USAFE		7	-	-	-
	AIR FORCE PRISONERS - TOTAL IN CONFINEMENT - EOQ d/ e/				
WW - TOTAL		1,393	1,178	1,352	1,233
U S - TOTAL		1,122	986	1,106	1,000
OTHER - TOTAL		271	192	246	233
ACIC		-	-	-	-
ADC		106	93	101	84
AFAFC		-	-	-	-
AFLC		24	19	26	10
AFSC		53	42	56	46
ATC		219	133	146	144
3320th		147	132	148	162
AU		6	22	12	15
AAC		7	1	10	3
ConAC		4	4	-	-
Hq CMD		15	10	40	10
MATS		87	77	91	116
OAR		-	-	-	-
SAC		298	329	322	308
TAC		145	115	136	97
USAFA b/		-	-	-	-
USAFSS		11	9	18	5
ADC (os)		-	-	-	-
AFLC (os)		2	1	1	-
CAirC		-	-	4	4
MATS (os)		10	6	2	4
PACAF		126	111	146	90
SAC (os)		32	8	9	18
USAFE		101	66	84	117

LOCATION AND COMMAND	TOTAL	1ST QTR	2ND QTR	3RD QTR	4TH QTR
	OTHER SERVICE - CASUALS IN AIR FORCE CONFINEMENT FACILITIES, EOQ d/				
WW - TOTAL		86	95	90	83
U S - TOTAL		77	91	82	78
OTHER - TOTAL		9	4	8	5
ACIC		-	-	-	-
ADC		10	19	-	4
AFAFC		-	-	-	-
AFLC		16	1	14	3
AFSC		-	3	-	-
ATC		19	16	22	18
3320th		-	-	-	-
AU		-	-	-	3
AAC		-	-	-	-
ConAC		-	-	-	-
Hq CMD		-	-	-	-
MATS		-	-	-	-
OAR		-	-	-	-
SAC		24	32	31	22
TAC		4	10	4	16
USAFA b/		-	-	-	-
USAFSS		4	10	11	12
ADC (os)		-	-	-	-
AFLC (os)		-	-	-	-
CAirC		-	-	-	-
MATS (os)		-	-	-	-
PACAF		-	-	-	-
SAC (os)		-	-	-	2
USAFE		9	4	8	3
	OTHER SERVICE PRISONERS IN AIR FORCE CONFINEMENT FACILITIES, EOQ d/				
WW - TOTAL		66	58	63	72
U S - TOTAL		56	28	22	20
OTHER - TOTAL		10	30	41	52
ACIC		-	-	-	-
ADC		3	1	4	1
AFAFC		-	-	-	-
AFLC		-	-	1	-
AFSC		1	4	-	-
ATC		26	5	7	4
3320th		-	-	-	-
AU		-	-	-	-
AAC		-	-	-	-
ConAC		-	-	-	-
Hq CMD		-	-	-	-
MATS		3	4	1	-
OAR		-	-	-	-
SAC		21	8	6	12
TAC		2	6	3	3
USAFA b/		-	-	-	-
USAFSS		-	-	-	-
ADC (os)		-	-	-	-
AFLC (os)		-	-	-	-
CAirC		-	-	-	-
MATS (os)		-	-	-	-
PACAF		10	5	10	2
SAC (os)		-	-	-	-
USAFE		-	25	31	50

TABLE 185 — SECURITY AND LAW ENFORCEMENT ACTIVITIES, WORLD-WIDE, BY QUARTER — FY 1962
(CONTINUED)

LOCATION AND COMMAND	TOTAL	1ST QTR	2ND QTR	3RD QTR	4TH QTR
	MAXIMUM CUSTODY PRISONERS - IN AIR FORCE CONFINEMENT FACILITIES, EOQ d/				
WW - TOTAL		74	33	42	38
U S - TOTAL		64	28	34	33
OTHER - TOTAL		10	5	8	5
ACIC		-	-	-	-
ADC		11	4	1	-
AFAFC		-	-	-	-
AFLC		8	-	2	-
AFSC		2	2	-	3
ATC		14	4	9	9
3320th		-	-	-	-
AU		-	2	1	3
AAC		-	-	-	-
ConAC		-	-	-	-
Hq CMD		-	-	-	-
MATS		-	-	1	1
OAR		-	-	-	-
SAC		28	14	16	17
TAC		1	2	2	-
USAFA b/		-	-	-	-
USAFSS		-	-	2	-
ADC (os)		-	-	-	-
AFLC (os)		-	-	-	-
CAirC		-	-	-	-
MATS (os)		1	-	1	-
PACAF		9	1	4	3
SAC (os)		-	-	-	-
USAFE		-	4	3	2
	MEDIUM CUSTODY PRISONERS - IN AIR FORCE CONFINEMENT FACILITIES, EOQ d/				
WW - TOTAL		757	669	791	636
U S - TOTAL		619	556	637	493
OTHER - TOTAL		138	113	154	143
ACIC		-	-	-	-
ADC		68	88	75	59
AFAFC		-	-	-	-
AFLC		24	15	32	12
AFSC		34	31	30	27
ATC		176	81	105	111
3320th		-	-	-	-
AU		2	15	6	9
AAC		1	-	1	-
ConAC		3	3	-	-
Hq CMD		7	8	27	-
MATS		50	28	51	35
OAR		-	-	-	-
SAC		174	209	203	169
TAC		69	66	83	70
USAFA b/		-	-	-	-
USAFSS		11	12	24	1

LOCATION AND COMMAND	TOTAL	1ST QTR	2ND QTR	3RD QTR	4TH QTR
	MINIMUM CUSTODY PRISONERS - IN AIR FORCE CONFINEMENT FACILITIES, EOQ d/				
WW - TOTAL		591	513	548	558
U S - TOTAL		496	440	461	443
OTHER - TOTAL		95	73	87	115
ACIC		-	-	-	-
ADC		39	21	28	29
AFAFC		-	-	-	-
AFLC		6	5	5	1
AFSC		18	16	26	16
ATC		74	69	61	44
3320th		147	132	148	162
AU		4	5	5	6
AAC		6	1	9	3
ConAC		1	1	-	-
Hq CMD		8	2	13	-
MATS		25	24	20	20
OAR		-	-	-	-
SAC		103	106	97	117
TAC		61	51	46	29
USAFA b/		-	-	-	-
USAFSS		4	7	3	16
ADC (os)		-	-	-	-
AFLC (os)		-	-	-	-
CAirC		-	-	2	2
MATS (os)		4	1	1	1
PACAF		33	28	40	27
SAC (os)		22	2	3	7
USAFE		36	42	41	78
	ALL PRISONERS - IN AIR FORCE CONFINEMENT FACILITIES, EOQ d/				
WW - TOTAL		1,422	1,215	1,381	1,232
U S - TOTAL		1,179	1,024	1,132	969
OTHER - TOTAL		243	191	249	263
ACIC		-	-	-	-
ADC		118	113	104	88
AFAFC		-	-	-	-
AFLC		38	20	39	13
AFSC		54	49	56	46
ATC		264	154	175	164
3320th		147	132	148	162
AU		6	22	12	18
AAC		7	1	10	3
ConAC		4	4	-	-
Hq CMD		15	10	40	-
MATS		75	52	72	56
OAR		-	-	-	-
SAC		305	329	316	303
TAC		131	119	131	99
USAFA b/		-	-	-	-
USAFSS		15	19	29	17

TABLE 185 — SECURITY AND LAW ENFORCEMENT ACTIVITIES, WORLD-WIDE, BY QUARTER — FY 1962
(Continued)

LOCATION AND COMMAND	TOTAL	1ST QTR	2ND QTR	3RD QTR	4TH QTR	LOCATION AND COMMAND	TOTAL	1ST QTR	2ND QTR	3RD QTR	4TH QTR
	MEDIUM CUSTODY PRISONERS - IN AIR FORCE CONFINEMENT FACILITIES, EOQ d/ (Cont)						ALL PRISONERS - IN AIR FORCE CONFINEMENT FACILITIES, EOQ d/ (Cont)				
ADC (os) . . .		-	-	-	-	ADC (os) . .		-	-	-	-
AFLC (os). .		2	1	1	-	AFLC (os). .		2	1	1	-
CAirC . . .		-	-	-	-	CAirC . . .		-	-	2	2
MATS (os). .		2	2	-	2	MATS (os). .		7	3	2	3
PACAF . . .		57	55	68	38	PACAF . . .		99	84	112	68
SAC (os) . .		10	6	6	13	SAC (os) . .		32	8	9	20
USAFE . . .		67	49	79	90	USAFE . . .		103	95	123	170

a/ The source of these data are reports forwarded to Headquarters United States Air Force according to AFR 205-1. The total for United States includes those violations which occurred at Hq USAF and other areas not listed. Violations in oversea areas of United States commands not given in Other Area listing are indicated as part of the United States totals for the commands.
b/ Excludes Cadets.
c/ Moving Traffic Violations NOT included.
d/ EOQ - End of Quarter.
e/ Excludes prisoners confined in United States Disciplinary Barracks or Federal Penal Institutions.

SOURCE: Enforcement-Correction Division, Directorate of Security and Law Enforcement, TIG, Headquarters, USAF

TABLE 186 — USAF MILITARY PERSONNEL ABSENT WITHOUT LEAVE AND MAN-DAYS LOST, WORLD-WIDE, BY QUARTER — FY 1960 THROUGH FY 1962

(Rates are per thousand strength per quarter)

FISCAL YEAR BY QUARTER	ABSENT WITHOUT LEAVE			AWOL MAN-DAYS LOST		
	USAF World-wide	United States	Other Areas	USAF World-wide	United States	Other Areas
FY 1960						
First Quarter	2.7	3.2	1.0	28.0	34.1	6.7
Second Quarter	2.4	2.8	.9	23.3	28.3	6.3
Third Quarter	2.0	2.4	.7	18.6	22.5	5.0
Fourth Quarter	2.0	2.4	.7	20.4	24.6	5.4
FY 1961						
First Quarter	2.1	2.5	.7	21.2	25.7	4.8
Second Quarter	1.7	2.0	.5	16.6	19.9	4.5
Third Quarter	1.6	1.9	.5	15.1	17.7	5.1
Fourth Quarter	1.6	1.9	.5	15.5	18.4	3.8
FY 1962						
First Quarter	1.8	2.2	.5	17.1	20.6	3.6
Second Quarter	1.4	1.7	.4	14.1	17.1	3.2
Third Quarter	1.4	1.7	.4	13.3	15.9	3.9
Fourth Quarter	1.3	1.5	.6	11.9	14.1	4.0

SOURCE: Enforcement-Correction Division, Directorate of Security and Law Enforcement, TIG, Headquarters, USAF

SECURITY AND DISCIPLINE (CONTINUED)

OFFICE OF SPECIAL INVESTIGATIONS (OSI)

DEFINITIONS

AUXILIARY OFFICE INVESTIGATIONS - (short terminology - "Auxiliary")
Investigations of any nature conducted by the Directorate of Special Investigations or a District Office in which, in accordance with OSI policy, that office acts as an assistant to the controlling office (the office of origin) within its territorial investigative jurisdiction.

CLASSIFICATION
The numerical designation and descriptive character assigned to each investigation which indicates the principal nature or the purpose of the investigation.

COUNTERINTELLIGENCE INVESTIGATIONS
Investigations conducted to determine facts related to security control measures designed to insure the safeguarding of information, personnel, equipment, and installations against the sabotage, espionage, or subversive activities of foreign powers and of disaffected or dissident groups or individuals which may constitute a threat to the internal security of the Air Force.

GENERAL INVESTIGATIONS
Investigations conducted to determine facts and circumstances pertaining to alleged major violations of the Articles of the Uniform Code of Military Justice, Federal Statutes and/or other applicable directives, by USAF personnel, excluding incidents of a counterintelligence or procurement nature.

INVESTIGATIONS CLOSED
Investigations terminated by offices of origin and auxiliary offices after all relevant facts have been determined and impartially reported to the requesting commander through proper OSI channels.

INVESTIGATIONS OPENED
Investigations initiated by offices of origin or auxiliary offices pursuant to requests from appropriate commanders for the Chief of Staff, USAF.

INVESTIGATIONS PENDING
Investigations opened by offices of origin or auxiliary offices on which, as of the date such investigations are inventoried, there remains further investigative work and reporting to be done before they may be considered investigations closed.

OFFICE OR ORIGIN INVESTIGATIONS - (short terminology - "Origin")
Investigations of any nature conducted by the Directorate of Special Investigations or a District Office in which, in accordance with OSI policy, that office assumes the control of the entire investigation.

PERSONNEL INVESTIGATIONS
Investigations conducted to determine facts upon which the requesting commander can decide whether to grant or deny to the subjects of the investigations access to restricted areas and/or classified defense information. The loyalty and security program within the executive departments established the requirement for such investigations, and they are governed by law, Department of Defense (DOD) directives, and Air Force policies.

OFFICE OF SPECIAL INVESTIGATIONS (CONTINUED)

DEFINITIONS(CONTINUED)

PROCUREMENT INVESTIGATIONS

Investigations conducted to determine facts surrounding incidents of alleged breaches of the public trust and violations of law in connection with Air Force procurement, disposal, nonappropriated funds, and pay and allowance matters.

TABLE 187 — SPECIAL INVESTIGATIONS CONDUCTED BY THE OFFICE OF SPECIAL INVESTIGATIONS(OSI) CONTINENTAL US, PUERTO RICO, AND THE NORTHEAST PORTION OF NORTH AMERICA — FY 1962

CLASSIFICATION	FY 1962						PENDING 30 JUN 1962		
	Opened			Closed					
	Total	Origin	Auxiliary	Total	Origin	Auxiliary	Total	Origin	Auxiliary
TOTAL	493,050	324,310	168,740	481,974	315,343	166,631	46,617	32,775	13,842
PERSONNEL INVESTIGATION - TOTAL	465,866	310,753	155,113	455,288	302,056	153,232	42,888	30,215	12,673
36 Personnel Investigations - Special	12,193	2,927	9,266	11,564	2,614	8,950	1,256	565	691
38 Integrated Regular USAF Officers	358	126	232	343	121	222	67	28	39
39 Cryptographic Personnel	46,546	14,367	32,179	45,543	14,008	31,535	4,810	2,324	2,486
40 USAF Civilian Employees	13,719	5,086	8,633	13,287	4,803	8,484	1,801	1,040	761
41 USAF Military Personnel	200,863	131,290	69,573	196,932	127,799	69,133	17,120	11,424	5,696
42 Facilities Employees	5,447	4,726	721	5,227	4,554	673	501	424	77
43 Contractor Employees	135,737	116,551	19,186	131,180	112,482	18,698	13,487	11,685	1,802
44 Aliens - Civilian	3,682	1,441	2,241	3,770	1,513	2,257	593	333	260
45 USAF Academy Cadets	2,220	839	1,381	2,571	1,105	1,466	27	19	8
46 OSI Personnel	4,112	802	3,310	4,249	845	3,404	256	105	151
51 Air National Guard	7,281	6,340	941	7,044	6,057	987	643	571	72
52 AF Reserve Not on Active Duty	19,227	15,412	3,815	19,241	15,449	3,792	924	628	296
53 Reciprocal Investigations	83	48	35	82	47	35	1	1	-
54 National Security Agency Matters	1,958	1,013	945	1,824	891	933	541	390	151
67 Employees Paid From Nonappropriated Funds	602	450	152	613	455	158	42	35	7
68 Special Requesta	7,689	6,681	1,008	7,699	6,649	1,050	419	393	26
70 Aliens - Military	4,149	2,654	1,495	4,119	2,664	1,455	400	250	150
GENERAL INVESTIGATION - TOTAL	10,880	7,248	3,632	10,663	7,060	3,603	1,246	1,050	196
6 Homicide	301	219	82	285	207	78	28	23	5
7 Sex Offenses	2,850	1,678	1,172	2,752	1,608	1,144	282	209	73
8 Assault	379	311	68	368	302	66	29	26	3
9 Impersonation	133	103	30	122	94	28	23	21	2
10 Fraudulent Enlistment	115	40	75	117	41	76	9	5	4
12 Forgery	515	337	178	517	332	185	99	92	7
13 Larceny	977	759	218	964	747	217	111	101	10
14 Theft of Government Property	1,656	1,279	377	1,599	1,241	358	288	258	30
15 Robbery	76	57	19	74	54	20	6	5	1
16 Housebreaking	597	509	88	611	522	89	63	61	2
17 Narcotics Violations	197	121	76	194	110	84	25	20	5
18 Customs Violations	106	52	54	107	52	55	11	6	5
19 Blackmarket Activities	151	52	99	148	48	100	12	9	3
20 Property Destruction	136	110	26	128	105	23	18	14	4
21 Discrimination	1	-	1	1	-	1	-	-	-
22 Intimidation	11	9	2	10	8	2	1	1	-
23 Perjury	188	68	120	183	66	117	18	13	5
24G Special Inquiry	388	177	211	410	186	224	21	16	5
25 Improper Use or Diversion of Government Property or Employees	78	37	41	77	37	40	8	7	1
26 Misconduct	868	599	269	855	586	269	75	62	13
47 Postal Violations	466	244	222	444	227	217	66	55	11
50 Counterfeiting	45	29	16	47	28	19	3	3	-
53 Reciprocal Investigations	299	184	115	286	171	115	23	17	6
62 Bad Checks	213	144	69	229	157	72	27	26	1
72 Lie Detector Examinations	134	130	4	135	131	4	-	-	-
COUNTERINTELLIGENCE INVESTIGATION - TOTAL	11,287	4,131	7,156	10,569	3,739	6,830	1,714	964	750
24C Special Inquiry	277	161	116	257	147	110	20	14	6
27 Espionage	697	179	518	714	190	524	73	35	38
28 Sabotage	200	110	90	198	110	88	20	18	2

TABLE 187 — SPECIAL INVESTIGATIONS CONDUCTED BY THE OFFICE OF SPECIAL INVESTIGATIONS(OSI) CONTINENTAL US, PUERTO RICO, AND THE NORTHEAST PORTION OF NORTH AMERICA — FY 1962(CONTD)

CLASSIFICATION	FY 1962						PENDING 30 JUN 1962		
	Opened			Closed					
	Total	Origin	Auxiliary	Total	Origin	Auxiliary	Total	Origin	Auxiliary
COUNTERINTELLIGENCE INVESTIGATION - (Continued)									
30 Sedition	3	1	2	2	-	2	1	1	-
31 Disaffection	129	25	104	143	32	111	5	4	1
32 Subversive Activities	529	179	350	541	192	349	47	27	20
33 Communist Matters	4,450	1,346	3,104	4,462	1,357	3,105	584	314	270
34 Violations AFR 205-1	430	170	260	415	165	250	57	36	21
49 Positive Intelligence	184	184	-	184	184	-	-	-	-
53 Reciprocal Investigations	11	5	6	10	5	5	1	-	1
56 Essential Elements of Information	197	194	3	197	194	3	-	-	-
64 Technical Security Surveys	518	380	138	506	376	130	20	10	10
65 Special Security Services	56	56	-	52	52	-	6	6	-
66 Estimates	8	7	1	6	5	1	3	3	-
69 Refugees and Defectors	2	1	1	2	1	1	-	-	-
70(33) Aliens - Military	973	480	493	961	474	487	88	59	29
71 AF Military Personnel - Special Category	1,570	315	1,255	1,469	249	1,220	181	103	78
73 CI Coverage Program Contact Reports	1,038	333	705	434	1	433	604	332	272
127 Counterespionage	15	5	10	16	5	11	4	2	2
PROCUREMENT INVESTIGATION - TOTAL	5,017	2,178	2,839	5,454	2,488	2,966	769	546	223
5 Bribery	37	21	16	34	17	17	5	5	-
24PSpecial Inquiry	19	7	12	18	6	12	1	1	-
53 Reciprocal Investigations	9	4	5	8	3	5	1	1	-
58 Procurement Matters	757	353	404	789	372	417	133	104	29
59 Disposal Matters	100	50	50	93	42	51	19	18	1
60 Nonappropriated Funds Matters	322	103	219	319	92	227	33	29	4
61 Pay and Allowance Matters	3,773	1,640	2,133	4,193	1,956	2,237	577	388	189

Source: Directorate of Special Investigations, The Inspector General, Headquarters USAF

JUDGE ADVOCATE GENERAL

INTRODUCTION

Judge Advocate General statistics are a collection of selected data on Trials by Courts-Martial. The statistics reported are derived from AF Form 214 "Report of Court-Martial Activities".

The following definitions affect this portion of the Court-Martial Reports:

DEFINITIONS

CIVIL TYPE OFFENSES

(1) Thefts - Larceny or wrongful appropriation.

(2) Felonies - Offenses under the Uniform Code of Military Justice which are also offenses under State and Federal statutes and for which the authorized punishment is in excess of one year.

(3) Others - Offenses under the Uniform Code of Military Justice which are also offenses under State and Federal statutes and for which the authorized punishment is one year or less.

MILITARY OFFENSES

(1) Absence Without Leave (AWOL) - Any absence from unit, organization, or other place of duty without proper authority.

(2) Other - Any offense chargeable under the Uniform Code of Military Justice that can be committed only by military personnel.

1090th SPECIAL REPORTING WING (1090th Rep Gr)

This is a joint command exercising reciprocal court-martial jurisdiction for Army,Navy,and Air Force Personnel.

686559 O -63 -24

TABLE 188 — OFFENSES TRIED BY COURT —

(Table below covers USAF Military Personnel and those persons subject to Court-Martial Jurisdiction

OFFENSES BY QUARTER	WORLD WIDE TOTAL	CONTINENTAL							
		TOTAL	USAFA a/	ADC	AFLC	AFSC	ATC	AU	HQ CMD	MATS
MILITARY OFFENSES - TOTAL	14,832	12,088	3	1,772	397	325	3,015	75	169	1,117
Absence Without Leave (AWOL) Including Desertions - Total	4,616	4,080	2	680	173	127	1,015	35	112	301
First Quarter	1,267	1,175	-	180	45	37	360	11	24	101
Second Quarter	1,177	1,040	-	188	34	31	245	15	32	61
Third Quarter	1,142	978	1	147	54	34	188	6	27	76
Fourth Quarter	1,030	887	1	165	40	25	222	3	29	63
Other - Total	10,216	8,008	1	1,092	224	198	2,000	40	57	816
First Quarter	2,549	2,023	-	253	46	46	567	14	13	193
Second Quarter	2,568	2,005	-	265	45	39	512	16	14	172
Third Quarter	2,565	2,013	-	308	70	61	427	5	13	239
Fourth Quarter	2,534	1,967	1	266	63	52	494	5	17	212
CIVIL TYPE OFFENSES - TOTAL	9,311	6,784	-	941	306	243	1,208	90	123	480
Thefts - Total	4,370	3,515	-	447	142	127	663	25	77	232
First Quarter	1,106	910	-	117	24	17	210	5	6	56
Second Quarter	1,054	867	-	92	38	25	161	12	19	55
Third Quarter	1,093	848	-	106	50	32	112	-	23	69
Fourth Quarter	1,117	890	-	132	30	53	180	8	29	52
Felonies - Total	1,058	700	-	153	38	22	152	8	14	25
First Quarter	219	194	-	54	11	5	41	-	4	2
Second Quarter	334	152	-	28	7	7	35	3	3	4
Third Quarter	243	175	-	32	15	6	27	1	-	10
Fourth Quarter	262	179	-	39	5	4	49	4	7	9
Other - Total	3,883	2,569	-	341	126	94	393	57	32	223
First Quarter	944	660	-	81	25	36	87	28	2	65
Second Quarter	846	637	-	90	30	20	112	12	21	43
Third Quarter	1,047	614	-	76	42	22	72	1	9	70
Fourth Quarter	1,046	658	-	94	29	16	122	16	-	45

a/ Includes cadets
b/ Office of Aerospace Research, designated by the Secretary of the Air Force to convene general courts-martial effective, 1 April 1961

Source: Executive Office - Judge Advocate General, USAF

MARTIAL BY COMMAND, WORLD-WIDE, BY QUARTER — FY 1962

pursuant to Uniform Code of Military Justice, Article 2 - (11). Hawaii is included in PacAF data.)

US					OVERSEAS					OFFENSES BY QUARTER
OAR b/	SAC	TAC	USAFSS	1090th Rep Gp	TOTAL	AAC	CAirC	PacAF	USAFE	
-	4,085	1,016	78	36	2,744	162	16	1,143	1,423	MILITARY OFFENSES - TOTAL
-	1,115	480	21	19	536	25	2	103	406	Absence Without Leave (AWOL) Including Desertion - Total
-	285	124	3	5	92	6	-	17	69	First Quarter
-	299	118	11	6	137	9	1	34	93	Second Quarter
-	301	133	5	6	164	7	1	30	126	Third Quarter
-	230	105	2	2	143	3	-	22	118	Fourth Quarter
-	2,970	536	57	17	2,208	137	14	1,040	1,017	Other - Total
-	723	147	16	5	526	33	2	252	239	First Quarter
-	742	173	22	5	563	38	3	277	245	Second Quarter
-	757	121	8	4	552	29	4	282	237	Third Quarter
-	748	95	11	3	567	37	5	229	296	Fourth Quarter
-	2,831	502	40	20	2,527	130	6	1,173	1,218	CIVIL TYPE OFFENSES - TOTAL
-	1,472	300	19	11	855	61	2	435	357	Thefts - Total
-	364	110	-	1	196	8	-	88	100	First Quarter
-	390	64	9	2	187	19	-	103	65	Second Quarter
-	387	60	3	6	245	16	-	132	97	Third Quarter
-	331	66	7	2	227	18	2	112	95	Fourth Quarter
-	212	74	-	2	358	15	4	109	230	Felonies - Total
-	61	15	-	1	25	3	2	7	13	First Quarter
-	55	10	-	-	182	2	-	34	146	Second Quarter
-	58	25	-	1	68	7	1	30	30	Third Quarter
-	38	24	-	-	83	3	1	38	41	Fourth Quarter
-	1,147	128	21	7	1,314	54	-	629	631	Other - Total
-	305	27	2	2	284	19	-	107	158	First Quarter
-	262	38	6	3	209	11	-	133	65	Second Quarter
-	286	34	-	2	433	13	-	177	243	Third Quarter
-	294	29	13	-	388	11	-	212	165	Fourth Quarter

TABLE 189 — USAF PERSONNEL TRIED BY COURT-MARTIAL FOR ALL OFFENSES AND FOR ABSENCE WITHOUT LEAVE (AWOL) AND DESERTION ONLY, WORLD-WIDE, BY QUARTER — FY 1962

(Alaska and Hawaii are included in Oversea Data)

DATE	COURT-MARTIAL RATES					
	ALL OFFENSES			AWOL AND DESERTION OFFENSES		
	WORLD-WIDE	CONTINENTAL US	OVERSEAS	WORLD-WIDE	CONTINENTAL US	OVERSEAS
TOTAL	18.0	17.9	18.5	5.4	5.9	3.1
First Quarter(1 Jul 1961 Through 30 Sep 1961).	4.7	4.7	4.4	1.5	1.8	0.6
Second Quarter(1 Oct 1961 Through 31 Dec 1961).	4.5	4.5	4.6	1.4	1.5	0.8
Third Quarter(1 Jan 1962 Through 31 Mar 1962).	4.4	4.4	4.7	1.3	1.4	0.9
Fourth Quarter(1 Apr 1962 Through 30 Jun 1962).	4.4	4.3	4.8	1.2	1.2	0.8

Source: Executive Office - Judge Advocate General, USAF

Components-Reserve Forces and ROTC

PART XII

DEFINITIONS

In general, the definitions contained herein have been taken from, or are in conformity to, the definitions included in Air Force Regularions 45 series and Air National Guard Regulations, as appropriate.

The statistical data pertaining to the Air Force Reserve and Air National Guard personnel normally refer to those who are not on extended active duty (EAD). Commissioned officers on EAD as Regular USAF Airmen or Regular USAF Airmen or Regular USAF Warrant Officers and Reserve Warrant Officers on EAD as Regular USAF Airmen are also included in these data. These statistical tables are designed to show the composition and characteristics of Reserve Forces personnel and reflect the Reserves of the Air Force strength position at specific intervals throughout the fiscal year.

AIR FORCE RESERVE

ACTIVE DUTY FOR TRAINING (AD TNG) - A full-time tour of duty with the active establishment for Reserve training, under orders which provide for automatic reversion to an inactive duty training status upon completion of the specified tour of active duty. This includes all tours accomplished under the provisions of AFR 45-14, dated, 21 August 1957.

AIR RESERVE CENTER (ARC) TRAINING - Individual type inactive duty training provided by Continental Air Command in Air Reserve Centers through formal courses of instructions.

ANG UNIT MOBILIZATION POSITION - An authorized position within an Air National Guard unit.

DRILL PAY STATUS RESERVISTS - Reservists who are authorized to receive pay for inactive and active duty for training

FLYING TRAINING - Flying activities as authorized by AFR 45-28 (regular flying training) and Sec B, AFR 45-10 (additional flying periods).

ELIGIBLE TO EARN POINTS - Being eligible, by virtue of program element of assignment, to earn points toward retirement (does not apply to the gratutitous points awarded active reservists. See AFR 45-15).

INACTIVE DUTY TRAINING - Unit training assemblies,training periods of instruction, appropriate duties, or equivalent training, including hazardous duty, which are performed with or without pay by a reservist not on EAD or on active duty for training. Includes duties performed in connection with training, administration, and/or support activities of the unit of assignment or study through the USAF Extension Course Institute. Points will be awarded in accordance with AFR 45-15.

INACTIVE STATUS LIST RESERVE SECTION - Reservists who fail to meet minimum requirements for retention in an active status are assigned to this section if they have completed all reserve service required by law. While assigned to this section, reservists are not eligible for active or inactive duty training, promotion, or award of points. They may be ordered to Extended Active Duty (EAD) involuntarily only if there are no other Ready or Standby Reservists of the appropriate grades and military specialties who are available for active military service and then only if the Director of Selective Service determines that they are available for EAD.

INELIGIBLE RESERVE SECTION (Other) - Consists of Ready Reservists who were transferred to the Air Force Reserve to complete a Reserve obligation in accordance with the Universal Military Training and Service Act of 1948,as amended, who do not voluntarily participate in any Reserve Training programs or point gaining activities.

JOB PROFICIENCY TRAINING (JPT) - Training given an individual Reservist during periods of active or inactive duty to maintain or increase proficiency through actual performance in his mobilization assignment.

AIR FORCE RESERVE (CONTINUED)

DEFINITIONS (CONTINUED)

MOBILIZATION ASSIGNMENT RESERVE SECTION (MOARS) - Administrative sections of the Major Air Command headquarters and its subordinate organizations. Reservists authorized Parts I, II, or III of the Reserve Space and Grade Authorization by Headquarters USAF are assigned to those sections and are comprised of:

1. Part I, Major Command War Augmentation Requirement for Individuals - Pertains to personnel assigned to and trained (both active and inactive duty training) by the Command.

2. Part IA, Individuals - Airmen who are filling Part I positions but are authorized to accomplish their inactive duty training at an Air Reserve Center unit.

3. Part II, Major Command War Augmentation Requirement for Individuals - Pertains to personnel assigned to the command but given inactive duty training and administered by Continental Air Command.

4. Part III, General Reserve War Requirement for Individuals is the attritional replacement requirement of the Air Force. These personnel are assigned to and trained by Continental Air Command.

NON-AFFILIATED RESERVE SECTION - Comprised of Air Force Reserve members in an active status who are not assigned to an Air Force Reserve Category "A" unit, an Air Reserve Center unit, or to a mobilization position, but do physically and professionally qualify for Reserve Training participation, meet established criteria for active military service, and meet minimum retention requirements by completing courses through the USAF Extension Course Institute, by participating in Air Reserve Center unit activities on an unassigned basis, or by participating in other authorized point-gaining activities.

PAY GROUP - Groups established to identify those authorized pay for inactive and/or active duty for training. These groups also identify the amount of paid training authorized per year. They are:

A - 48 paid inactive duty training periods and 15 active duty training days
B - 24 paid inactive duty training periods and 15 active duty training days
C - 12 paid inactive duty training periods and 15 active duty training days
D - No paid inactive duty training periods but 15 paid active duty for training days
E - No paid inactive duty training periods but 30 paid active duty for training days
F - No paid inactive duty training periods but 3 to 6 months active duty for training (one time only)

PROGRAM ELEMENTS - Classification of Reservists by type, amount of training and pay authorized, and/or type of unit or categories of assignment.

READY RESERVE - Air Force Reserve units and personnel who may be ordered to extended active duty involuntarily in time of war, national emergency declared by Congress or proclaimed by the President, or when otherwise authorized by law.

RESERVISTS IN NON-PAY STATUS ASSIGNMENTS - Air Force Reservists who are physically and professionally qualified for active duty, but for whom no position vacancy exists in Pay Status Assignment, or those who do not participate in the Air Force Reserve training program to the extent required for retention in Pay Status Assignments. Except for the maximum age of 60, there are no age-in-grade or availability requirements.

RESERVISTS IN PAY STATUS ASSIGNMENTS - Participating Ready Reservists who are authorized pay for active and inactive duty training, or pay for active duty for training only.

RETIRED RESERVE - Air Force Reserve personnel whose service has been honorable and are eligible under AFR 45-39A and who have applied for and received transfer to the Reserve Retired List.

SELECTIVE ASSIGNEE - A Reservists who has a legal Reserve service obligation and is involuntarily selected to fill a mobilization position.

STANDBY RESERVE - Air Force Reserve personnel who may be ordered to extended active duty involuntarily only in time of war, national emergency declared by Congress, or when otherwise authorized by law.

TRAINING CATEGORY - Categories established to identify training required to maintain individual or unit proficiency. They are:

A - 48 inactive duty training periods and 15 days active duty for training per year
B - 24 inactive duty training periods but 15 days active duty for training per year
D - 0 inactive duty training periods but 15 days active duty for training per year
E - 12 inactive duty training periods but 0 days active duty for training per year
F - Correspondence courses
G - No training
H - No inactive duty periods but 30 days active duty for training per year

THIS PAGE IS BLANK IN ORDER TO ARRANGE AF RESERVE COMMENTARIES CORRECTLY. AF RESERVE INFORMATION IS CONTINUED ON PAGES 346 AND 347

AIR FORCE RESERVE (Continued)

USAF RESERVE PROGRAM ELEMENT GUIDE

RESERVE PROGRAM ELEMENT	TRAINING CATEGORY	PAY GROUP	ACTIVE STATUS		RESERVE STATUS			MOBILIZATION POSITION						PAY STATUS			FLYING TRAINING		POINT GAINING ELIGIBILITY	
								UNITS		INDIVIDUALS										
			ACTIVE	INACTIVE	READY	STANDBY	RETIRED	AIR NATIONAL GUARD	AF RESERVE	PART I	PART II	PART III	NO MOBILIZATION POSITION	PAID	DRILL PAY	NON PAY	AUTHORIZED REGULAR FLYING PERIODS	AUTHORIZED ADDITIONAL FLYING PERIODS	ELIGIBLE TO EARN RETIREMENT POINTS	INELIGIBLE TO EARN RETIREMENT POINTS
Aerial Port Squadrons	A	A	X		X				X					X	X		X	X	X	
Air Rescue Squadrons	A	A	X		X				X					X	X		X	X	X	
Air Rescue Technicians - On Flying Status	A	A	X		X				X					X	X		X	X	X	
Air Rescue Technicians - Not on Flying Status	A	A	X		X				X					X	X				X	
Air Terminal Squadrons	A	A	X		X				X					X	X		X	X	X	
Mobile Communications Squadrons	A	A	X		X				X					X	X		X	X	X	
Base Support Groups	A	A	X		X				X					X	X		X	X	X	
Censorship Squadron	A	A	X		X				X					X	X				X	
Medical Units	A	A	X		X				X					X	X		X	X	X	
Recovery Units	A	A	X		X				X					X	X				X	
Troop Carrier Wings	A	A	X		X				X					X	X		X	X	X	
Air Wing Technicians - On Flying Status	A	A	X		X				X					X	X		X	X	X	
Air Wing Technicians - Not on Flying Status	A	A	X		X				X					X	X				X	
Air Reserve Squadrons - Navigation Training	A	A	X		X					X				X	X		X		X	
MOARS Selective Service	A	A	X		X					X				X	X				X	
MOARS JPT - CONAC Regions and Sectors	A	A	X		X					X				X	X		X		X	
MOARS JPT - Flying Duty	A	A	X		X					X				X	X		X		X	
Reserve Air Base Group and Squadron (RABGS)	B	B	X		X				X					X	X				X	
Evacuation Squadron (ES)	B	B	X		X				X					X	X				X	
Radiological Survey Squadron (RSS)	B	B	X		X				X					X	X				X	
Aircraft Maintenance Squadron (AMS)	B	B	X		X				X					X	X				X	
Air Reserve Recovery Unit (ARRU-B)	B	B	X		X				X					X	X				X	
Reserve Base Support Group (RBSG-B)	B	B	X		X				X					X	X				X	

MOARS JPT - Non Flying Duty	B	B	X		X					X				X	X				X	
MOARS JPT - 15 Days Active Duty Trng Only . .	D	D	X		X					X				X					X	
MOARS JPT - 30 Days Active Duty Trng Only . .	H	E	X		X					X				X					X	
MOARS (CONAC) Trainee	B	D	X		X							X		X					X	
MOARS (CONAC) Trainee (DD)	D	D	X		X							X		X					X	
NPS Critical Skill on Active Duty for Training	none	F	X		X								X	X					X	
NPS Personnel - AD Trng (MOARS-V) Ages 18½-26	none	F	X		X				X					X					X	
NPS Personnel - AD Trng (MOARS-P) Ages 17-18½	none	F	X		X				amn				off	X					X	
NPS Critical Skill - Enlistee and AFROTC Delay	none	F	X		X								X			X				X
NPS Personnel - Delay (MOARS-Q) Ages 17-18½ .	G	none	X		X				X							X				X
NPS Personnel - Delay (MOARS-W) Ages 18½-26 .	G	none	X		X				X							X				X
Selective Assignee - AF Reserve Units	G	none	X		X				X							X				X
Selective Assignee - Air National Guard Units	G	none	X		X			X								X				X
Selective Assignee - Part I	G	none	X		X					X						X				X
Selective Assignee - Part III	G	none	X		X							X				X				X
Ineligible Reserve Section - Other	G	none	X		X								X			X				X
Air Force Academy Prep School Selectee . . .	G	none	X										X			X				X
Air Reserve Element Training - Standby . . .	E	none	X			X							X			X			X	
Non Affiliated Reserve Section - Non Obligors	F	none	X			X							X			X			X	
Non Affiliated Reserve Section - Obligors . .	F	none	X			X							X			X				X
Inactive Status List Reserve Section	none	none		X		X							X			X				X
Reserve Retired Section (Not on USAF Ret List)	not	appl		X			X						X			X				X
Reserve Retired Section (and on USAF Ret List)	not	appl		X			X						X			X				X
Reserve Retired Section (Serving on EAD) . .	not	appl		X			X						X			X				X
MOARS ARC Training - Part II Instructors . .	A	A	X		X						X			X	X				X	
MOARS ARC Training - Part III Instructors . .	A	A	X		X							X		X	X				X	
MOARS ARC Training - Part II Staff	B	B	X		X						X			X	X				X	
MOARS ARC Training - Part III Staff	B	B	X		X							X		X	X				X	
MOARS ARC Training - Part II Trainees	B	B	X		X						X			X	X				X	

Source: Statistics and Reports Division, Directorate of Data Systems and Statistics, Comptroller of the Air Force

AIR NATIONAL GUARD

DEFINITIONS

AIR NATIONAL GUARD AUTHORIZED STRENGTH - Total manning authorized under appropriate Tables of Organization, Tables of Distribution, and Unit Manning Documents currently augmented and/or reduced by the National Guard Bureau.

PROGRAM STRENGTH - Manning objective, applicable to units in being or scheduled for activation by a specified period of time.

AIR FORCE RESERVE OFFICERS TRAINING CORPS (AFROTC)

ADVANCED COURSE - The third and fourth year program of instruction in Air Science.

AFROTC CADET ENROLLMENT - All Air Force Reserve Officers' Training Corps cadets in active participation in ROTC training in conjunction with the academic curriculum at civilian educational institutions. Includes cadets who are tentatively accepted and conditionally enrolled in the advanced course pending determination of eligibility for enrollment.

AIR SCIENCE - The official designation of the Air Force ROTC program of instruction.

BASIC COURSE - The first and second year program of instruction in Air Science.

CATEGORY I-N - Comprises cadets who qualify for navigator training.

CATEGORY I-P - Comprises cadets who qualify for pilot training.

CATEGORY II - Comprises cadets pursuing prescribed engineering and scientific courses of study.

CATEGORY III - Comprises cadets pursuing non-technical courses of study.

CATEGORY IV - Comprises prior service cadets other than those accepted under categories I-P, I-N, II and III (active duty tour not required).

CATEGORY V - Comprises cadets eliminated from I-P and I-N for flying in aptitude or medical reasons, and other groups as designated in special circumstances by Headquarters, USAF.

Source: Statistics and Reports Division, Directorate of Data Systems and Statistics, Comptroller of the Air Force

TABLE 190 – AF RESERVE OFFICERS BY GRADE, BY YEAR OF BIRTH, WORLD-WIDE – 28 FEB 1962

(Excludes The USAF Reserve Retired Section)

YEAR OF BIRTH	TOTAL	GENERAL	COLONEL	LIEUTENANT COLONEL	MAJOR	CAPTAIN	FIRST LIEUTENANT	SECOND LIEUTENANT	WARRANT OFFICER
TOTAL	117,816	51	1,624	9,382	18,803	39,422	44,967	2,952	615
1902	110	1	35	52	16	5	1	-	-
1903	197	2	49	104	28	11	3	-	-
1904	224	3	40	133	34	14	-	-	-
1905	296	1	61	166	50	17	1	-	-
1906	323	1	78	175	53	13	1	1	1
1907	411	6	74	212	94	21	3	-	1
1908	453	6	84	248	93	17	3	-	2
1909	520	3	102	256	115	31	5	-	8
1910	639	5	93	328	155	46	6	-	6
1911	727	1	108	318	223	61	3	1	12
1912	812	6	95	362	258	72	7	2	10
1913	948	1	86	418	320	99	8	1	15
1914	1,296	4	98	587	423	145	14	2	23
1915	2,116	3	118	729	920	299	13	4	30
1916	2,947	3	97	835	1,361	575	35	5	36
1917	3,669	2	87	981	1,637	850	66	5	41
1918	4,272	1	120	1,032	1,949	1,029	63	14	64
1919	4,447	2	108	930	2,003	1,250	95	5	54
1920	5,234	-	53	746	2,281	1,932	130	20	72
1921	5,532	-	20	457	2,293	2,482	197	22	61
1922	4,884	-	12	182	1,757	2,616	241	24	52
1923	4,536	-	2	75	1,360	2,751	281	22	45
1924	4,143	-	1	36	926	2,789	340	25	26
1925	2,952	-	-	9	280	2,240	379	25	19
1926	1,434	-	-	-	38	1,075	304	10	7
1927	1,949	-	-	1	30	1,345	556	9	8
1928	4,989	-	-	-	36	3,068	1,867	15	3
1929	7,265	-	-	-	16	3,694	3,495	52	8
1930	9,104	-	-	2	3	3,727	5,313	56	3
1931	10,134	-	-	-	1	3,509	6,513	106	5
1932	10,515	-	-	-	1	2,298	8,004	212	-
1933	8,613	-	-	-	4	866	7,495	248	-
1934	5,823	-	-	-	-	268	5,344	211	-
1935	3,095	-	-	-	1	68	2,859	166	1
1936	1,144	-	-	-	-	10	958	176	-
1937	484	-	-	-	-	-	189	295	-
1938	420	-	-	-	-	3	15	402	-
1939	685	-	-	-	-	2	3	680	-
1940	110	-	-	-	-	-	-	110	-
1941	5	-	-	-	-	1	-	4	-
Unknown	359	-	3	8	44	123	157	22	2

Source: Statistics and Reports Division, Directorate of Data Systems and Statistics, Comptroller of the Air Force

TABLE 191 — AF RESERVE AIRMEN BY GRADE, BY YEAR OF BIRTH, WORLD-WIDE — 28 FEB 1962

(Excludes the USAF Reserve Retired Section)

YEAR OF BIRTH	TOTAL	CHIEF MASTER SERGEANT	SENIOR MASTER SERGEANT	MASTER SERGEANT	TECHNICAL SERGEANT	STAFF SERGEANT	AIRMAN FIRST CLASS	AIRMAN SECOND CLASS	AIRMAN THIRD CLASS	AIRMAN BASIC
TOTAL	300,234	420	1,155	16,207	7,474	21,894	76,553	123,310	43,234	9,987
1892	6	-	-	1	2	3	-	-	-	-
1893	10	-	1	5	1	2	1	-	-	-
1894	8	-	-	6	1	1	-	-	-	-
1895	7	-	-	5	1	1	-	-	-	-
1896	13	-	-	6	2	2	2	-	1	-
1897	28	-	1	8	7	6	5	-	1	-
1898	45	-	1	14	4	15	10	1	-	-
1899	44	1	-	12	5	15	11	-	-	-
1900	64	-	-	15	12	23	10	2	2	-
1901	77	-	1	18	18	24	16	-	-	-
1902	79	-	-	36	8	25	10	-	-	-
1903	93	-	-	39	14	27	11	-	1	1
1904	135	-	2	75	31	19	7	1	-	-
1905	172	-	2	91	29	30	16	4	-	-
1906	215	1	4	127	37	37	8	-	-	1
1907	327	-	5	187	57	54	16	5	3	-
1908	396	-	4	239	64	67	16	4	1	1
1909	397	2	7	220	83	61	21	1	2	-
1910	569	1	15	332	96	86	30	5	1	3
1911	732	6	13	462	132	85	26	6	1	1
1912	894	3	16	599	134	108	28	2	3	1
1913	1,164	10	27	742	195	137	39	9	4	1
1914	1,475	7	38	912	267	201	41	4	2	3
1915	1,808	14	44	1,090	344	259	46	8	2	1
1916	1,852	19	53	1,190	303	205	67	11	3	1
1917	2,273	34	81	1,391	384	290	72	15	4	2
1918	2,692	53	129	1,611	456	343	81	11	5	3
1919	2,523	50	134	1,408	462	356	86	15	8	4
1920	2,403	54	131	1,262	450	380	90	25	7	4
1921	2,122	48	125	985	413	415	116	15	3	2
1922	1,456	24	68	554	333	351	84	30	11	1
1923	1,079	7	31	314	263	357	74	22	8	3
1924	900	5	15	230	189	361	72	18	9	1
1925	699	-	6	148	130	299	91	16	7	2
1926	823	4	11	153	143	349	114	40	8	1
1927	877	3	8	127	167	400	124	29	19	-
1928	1,292	5	14	176	214	588	200	73	21	1
1929	1,689	5	14	200	260	733	310	110	46	11
1930	2,254	2	16	184	304	991	473	203	59	22
1931	2,874	2	12	139	323	1,201	699	351	129	18
1932	3,769	4	14	99	258	1,338	1,133	605	269	49
1933	6,484	3	4	37	161	1,452	2,392	1,652	683	100
1934	21,036	1	1	18	121	2,241	8,590	7,253	2,440	371
1935	35,604	1	3	16	99	2,875	14,315	13,208	4,226	861
1936	52,871	-	-	13	67	3,151	18,864	21,514	7,480	1,782
1937	53,554	-	-	8	25	1,139	12,812	27,735	9,479	2,356
1938	43,603	-	-	3	13	226	8,408	25,929	7,406	1,618
1939	29,424	-	-	2	4	70	4,540	17,147	6,159	1,502
1940	8,500	-	-	1	-	10	692	4,461	2,687	649
1941	1,686	-	-	-	-	2	24	524	960	176
1942	764	-	-	-	-	-	2	143	507	112
1943	163	-	-	1	3	-	-	10	96	53
1944	9	-	-	1	-	-	-	-	6	2
Unknown	6,201	51	104	695	385	483	1,658	2,093	465	267

Source: Statistics and Reports Division, Directorate of Data Systems and Statistics, Comptroller of the Air Force

TABLE 192 — AF RESERVE OFFICERS IN PAY STATUS AND NONPAY STATUS ASSIGNMENTS BY GRADE, WORLD-WIDE, AT END OF QUARTER — FY 1962

PAY STATUS	TOTAL	GENERAL	COL-ONEL	LIEU-TENANT COLONEL	MAJOR	CAPTAIN	FIRST LIEU-TENANT	SECOND LIEU-TENANT	WARRANT OFFICER
	30 SEPTEMBER 1961								
TOTAL	144,846	101	3,435	15,371	23,761	46,815	49,571	4,704	1,088
Paid - Total	38,684	44	1,201	5,865	10,905	16,447	3,962	229	31
Drill Pay Status - Total	17,206	42	672	1,805	4,093	7,973	2,484	112	25
48 Annual Drills	7,416	28	254	555	1,496	3,507	1,500	58	18
24 Annual Drills	9,790	14	418	1,250	2,597	4,466	984	54	7
Active Duty Pay Only - Total	21,478	2	529	4,060	6,812	8,474	1,478	117	6
Non Paid - Total	85,380	7	470	3,910	7,542	25,669	43,224	3,911	647
Reserve Retired Section - Total	20,782	50	1,764	5,596	5,314	4,699	2,385	564	410
	31 DECEMBER 1961								
TOTAL	141,920	104	3,439	15,404	23,701	46,118	48,507	3,568	1,079
Paid - Total	36,952	44	1,108	5,676	10,710	15,565	3,612	205	32
Drill Pay Status - Total	16,150	42	575	1,688	3,846	7,534	2,335	104	26
48 Annual Drills	6,927	28	233	555	1,401	3,230	1,400	62	18
24 Annual Drills	9,223	14	342	1,133	2,445	4,304	935	42	8
Active Duty Pay Only - Total	20,802	2	533	3,988	6,864	8,031	1,277	101	6
Non Paid - Total	83,042	8	520	3,801	7,287	25,569	42,453	2,791	613
Reserve Retired Section - Total	21,926	52	1,811	5,927	5,704	4,984	2,442	572	434
	31 MARCH 1962								
TOTAL	140,055	104	3,505	15,812	25,200	44,402	46,604	3,300	1,128
Paid - Total	36,231	43	1,065	5,642	11,722	14,248	3,289	191	31
Drill Pay Status - Total	15,778	41	521	1,649	4,144	7,087	2,200	111	25
48 Annual Drills	6,988	28	227	595	1,542	3,154	1,358	66	18
24 Annual Drills	8,790	13	294	1,054	2,602	3,933	842	45	7
Active Duty Pay Only - Total	20,453	2	544	3,993	7,578	7,161	1,089	80	6
Non Paid - Total	79,858	8	546	3,649	7,094	24,663	40,791	2,528	579
Reserve Retired Section - Total	23,966	53	1,894	6,521	6,384	5,491	2,524	581	518
	30 JUNE 1962								
TOTAL	139,679	120	3,524	15,957	25,273	47,222	42,875	3,579	1,129
Paid - Total	36,140	56	1,053	5,693	11,722	14,960	2,448	176	32
Drill Pay Status - Total	15,948	54	528	1,657	4,115	7,737	1,710	120	27
48 Annual Drills	6,913	29	217	515	1,473	3,526	1,063	71	19
24 Annual Drills	9,035	25	311	1,142	2,642	4,211	647	49	8
Active Duty Pay Only - Total	20,192	2	525	4,036	7,607	7,223	738	56	5
Non Paid - Total	78,181	8	512	3,435	6,808	26,250	37,795	2,810	563
Reserve Retired Section - Total	25,358	56	1,959	6,829	6,743	6,012	2,632	593	534

Source: Statistics and Reports Division, Directorate of Data Systems and Statistics, Comptroller of the Air Force

TABLE 193 — AF RESERVE AIRMEN IN PAY STATUS AND NONPAY STATUS ASSIGNMENT BY GRADE, WORLD-WIDE, AT END OF QUARTER — FY 1962

PAY STATUS	TOTAL	CHIEF MASTER SER-GEANT	SENIOR MASTER SER-GEANT	MASTER SER-GEANT	TECH-NICAL SER-GEANT	STAFF SER-GEANT	AIRMAN FIRST CLASS	AIRMAN SECOND CLASS	AIRMAN THIRD CLASS	AIRMAN BASIC
	30 SEPTEMBER 1961									
TOTAL	355,749	372	1,012	15,742	7,674	27,624	94,238	145,098	51,511	12,478
Paid - Total	48,864	78	208	3,342	3,111	9,574	7,002	13,440	9,708	2,401
Drill Pay Status - Total	41,675	78	206	2,791	2,686	8,319	5,947	12,354	7,920	1,374
48 Annual Drills	27,634	78	199	1,532	1,639	5,320	3,688	9,332	5,308	538
24 Annual Drills	14,041	-	7	1,259	1,047	2,999	2,259	3,022	2,612	836
Active Duty Pay Only - Total	7,189	-	2	551	425	1,255	1,055	1,086	1,788	1,027
Non Pay - Total	305,600	294	802	12,217	4,498	17,819	86,936	131,408	41,636	9,990
Reserve Retired Section - Total	1,285	-	2	183	65	231	300	250	167	87
	31 DECEMBER 1961									
TOTAL	328,220	389	1,062	15,981	7,488	24,288	85,625	134,461	47,615	11,311
Paid - Total	44,561	70	202	3,210	2,779	8,636	6,478	12,629	8,774	1,783
Drill Pay Status - Total	39,630	70	202	2,744	2,470	7,812	5,826	11,996	7,555	955
48 Annual Drills	24,911	70	190	1,348	1,383	4,667	3,439	8,695	4,759	360
24 Annual Drills	14,719	-	12	1,396	1,087	3,145	2,387	3,301	2,796	595
Active Duty Pay Only - Total	4,931	-	-	466	309	824	652	633	1,219	828
Non Pay - Total	282,298	319	858	12,584	4,639	15,417	78,843	121,563	38,648	9,427
Reserve Retired Section - Total	1,361	-	2	187	70	235	304	269	193	101
	31 MARCH 1962									
TOTAL	292,936	434	1,190	16,573	7,594	21,558	74,090	120,179	41,872	9,446
Paid - Total	43,313	73	226	3,285	2,668	8,643	6,325	12,750	8,140	1,203
Drill Pay Status - Total	39,324	73	225	2,856	2,424	7,978	5,891	12,327	6,953	597
48 Annual Drills	24,836	72	210	1,403	1,426	4,714	3,556	9,000	4,236	219
24 Annual Drills	14,488	1	15	1,453	998	3,264	2,335	3,327	2,717	378
Active Duty Pay Only - Total	3,989	-	1	429	244	665	434	423	1,187	606
Non Pay - Total	248,189	361	962	13,087	4,853	12,673	67,445	107,141	33,528	8,139
Reserve Retired Section - Total	1,434	-	2	201	73	242	320	288	204	104
	30 JUNE 1962									
TOTAL	275,451	518	1,344	17,350	7,817	20,255	69,338	112,262	37,696	8,871
Paid - Total	44,863	78	244	3,337	2,553	8,629	6,493	13,112	8,606	1,811
Drill Pay Status - Total	40,583	78	244	2,930	2,365	8,066	6,160	12,779	7,080	881
48 Annual Drills	25,752	76	219	1,387	1,397	4,679	3,830	9,387	4,293	484
24 Annual Drills	14,831	2	25	1,543	968	3,387	2,330	3,392	2,787	397
Active Duty Pay Only - Total	4,280	-	-	407	188	563	333	333	1,526	930
Non Pay - Total	229,058	439	1,099	13,800	5,183	11,366	62,514	98,841	28,866	6,950
Reserve Retired Section - Total	1,530	1	1	213	81	260	331	309	224	110

Source: Statistics and Reports Division, Directorate of Data Systems and Statistics, Comptroller of the Air Force

TABLE 194 — AF RESERVE OFFICERS IN PAY STATUS AND NONPAY STATUS ASSIGNMENTS BY PROGRAM ELEMENT, BY GRADE, WORLD-WIDE — 30 JUN 1962

PAY STATUS AND PROGRAM ELEMENT	TOTAL	GENERAL	COLONEL	LIEU-TENANT COLONEL	MAJOR	CAPTAIN	FIRST LIEU-TENANT	SECOND LIEU-TENANT	WARRANT OFFICER
TOTAL	139,679	120	3,524	15,957	25,273	47,222	42,875	3,579	1,129
PAID - TOTAL	36,140	56	1,053	5,693	11,722	14,960	2,448	176	32
Drill Pay Status - Total	15,948	54	528	1,657	4,115	7,737	1,710	120	27
48 Annual Drills - Total	6,913	29	217	515	1,473	3,526	1,063	71	19
Aerial Port Squadrons	36	-	-	-	5	20	8	3	-
Air Reserve Squadron (Censorship Training)	169	-	10	34	69	49	7	-	-
Air Reserve Troop Carrier Wings	3,424	6	56	157	629	1,934	603	22	17
Air Rescue Squadrons	123	-	-	3	10	85	23	2	-
Mobile Communications Squadrons	61	-	-	2	7	36	15	1	-
Air Reserve Squadrons (Navigation Training)	720	-	-	-	110	457	151	2	-
Air Terminal Squadrons	81	-	-	-	10	53	16	-	2
Base Support Groups	241	-	4	16	64	135	20	2	-
Medical Units	769	1	22	53	124	369	161	39	-
Recovery Units	251	-	18	69	79	80	5	-	-
MOARS (Job Proficiency Training) Flying Duty	398	19	28	51	126	142	32	-	-
MOARS (Job Proficiency Training) Selective Service Sq.	213	-	39	56	76	42	-	-	-
MOARS (Job Proficiency Training) ConAC Reg and Sec	427	3	40	74	164	124	22	-	-
24 Annual Drills - Total	9,035	25	311	1,142	2,642	4,211	647	49	8
MOARS (Job Proficiency Training) Non Flying Duty	3,880	25	254	601	1,084	1,580	306	25	5
Radiological Survey Squadrons	6	-	-	-	1	4	1	-	-
Evacuation Squadrons	4	-	-	-	-	4	-	-	-
Recovery Units	4,842	-	53	501	1,466	2,477	322	22	1
Air Base Units	111	-	-	19	38	48	5	-	1
Base Support Groups	192	-	4	21	53	98	13	2	1
Active Duty Pay Only - Total	20,192	2	525	4,036	7,607	7,223	738	56	5
MOARS (Job Proficiency Training) 15 Days	2,166	2	188	397	594	786	197	1	1
MOARS (Job Proficiency Training) 30 Days	131	-	14	21	24	35	20	16	1
MOARS (ConAC Training) Trainees Part III(BD)	17,624	-	314	3,560	6,907	6,288	513	39	3
MOARS (ConAC Training) Trainees Part III(DD)	271	-	9	58	82	114	8	-	-
NON PAID - TOTAL	78,181	8	512	3,435	6,808	26,250	37,795	2,810	563
Selective Assignee Assigned to Air Force Reserve Units	156	-	-	-	-	60	96	-	-
Selective Assignee Assigned to Air National Guard Units	90	-	-	-	-	13	77	-	-
Selective Assignee Assigned Against Part I Requirements	809	-	-	-	1	269	526	13	-
Selective Assignee Assigned Against Part III Requirements	95	-	-	-	-	65	30	-	-
Ineligible Reserve Section (Other)	9,611	-	-	4	37	1,910	6,189	1,471	-

TABLE 194 — AF RESERVE OFFICERS IN PAY STATUS AND NONPAY STATUS ASSIGNMENTS BY PROGRAM ELEMENT, BY GRADE, WORLD-WIDE - 30 JUN 1962 (CONTINUED)

PAY STATUS AND PROGRAM ELEMENT	TOTAL	GENERAL	COLONEL	LIEU-TENANT COLONEL	MAJOR	CAPTAIN	FIRST LIEU-TENANT	SECOND LIEU-TENANT	WARRANT OFFICER
NON-PAID - TOTAL (Continued)									
Air Reserve Element Training (Standby)	5	-	-	-	1	4	-	-	-
Non-Affiliated Reserve Section - Non Obligors	22,546	1	318	2,313	4,608	9,900	4,672	214	520
Non-Affiliated Reserve Section - Obligors	16,304	-	-	-	5	3,489	12,066	744	-
Inactive Status List Reserve Section	28,565	7	194	1,118	2,156	10,540	14,139	368	43
Reserve Retired Section - Total	25,358	56	1,959	6,829	6,743	6,012	2,632	593	534

Source: Statistics and Reports Division; Directorate of Data Systems and Statistics, Comptroller of the Air Force

TABLE 195 — AF RESERVE AIRMEN IN PAY STATUS AND NONPAY STATUS ASSIGNMENTS BY PROGRAM ELEMENT, BY GRADE, WORLD-WIDE — 30 JUN 1962

PAY STATUS AND PROGRAM ELEMENT	TOTAL	CHIEF MASTER SERGEANT	SENIOR MASTER SERGEANT	MASTER SERGEANT	TECH-NICAL SERGEANT	STAFF SERGEANT	AIRMAN FIRST CLASS	AIRMAN SECOND CLASS	AIRMAN THIRD CLASS	AIRMAN BASIC
TOTAL	275,451	518	1,344	17,350	7,817	20,255	69,338	112,262	37,696	8,871
PAID - TOTAL	44,863	78	244	3,337	2,553	8,629	6,493	13,112	8,606	1,811
Drill Pay Status - Total	40,583	78	244	2,930	2,365	8,066	6,160	12,779	7,080	881
48 Annual Drills - Total	25,752	76	219	1,387	1,397	4,679	3,830	9,387	4,293	484
Aerial Port Squadrons	609	-	-	38	29	139	199	120	73	11
Air Rescue Squadrons (Censorship Training)	15	-	-	-	-	9	3	3	-	-
Air Reserve Troop Carrier Wings	17,835	72	207	1,028	1,096	3,584	2,664	6,306	2,566	312
Air Rescue Squadrons	395	4	-	26	26	77	103	115	31	13
Mobile Communications Squadrons	899	-	-	24	31	112	140	443	128	21
Air Terminal Squadrons	799	-	2	32	34	121	212	253	129	16
Base Support Groups	455	-	4	56	32	156	55	79	73	-
Medical Units	4,083	-	3	71	59	284	355	1,976	1,227	108
Recovery Units	353	-	3	75	43	99	49	44	39	1
MOARS (Job Proficiency Training) Flying Duty	12	-	-	1	1	5	5	-	-	-
MOARS (Job Proficiency Training) ConAC Reg and Sec	297	-	-	36	46	93	45	48	27	2

TABLE 195 — AF RESERVE AIRMEN IN PAY STATUS AND NONPAY STATUS ASSIGNMENTS BY PROGRAM ELEMENTS, BY GRADE, WORLD-WIDE — 30 JUN 1962 (CONTINUED)

PAY STATUS AND PROGRAM ELEMENT	TOTAL	CHIEF MASTER SERGEANT	SENIOR MASTER SERGEANT	MASTER SERGEANT	TECHNICAL SERGEANT	STAFF SERGEANT	AIRMAN FIRST CLASS	AIRMAN SECOND CLASS	AIRMAN THIRD CLASS	AIRMAN BASIC
24 Annual Drills - Total	14,831	2	25	1,543	968	3,387	2,330	3,392	2,787	397
MOARS (Job Proficiency Training) Non Flying Duty	1,539	2	6	138	98	213	162	339	395	186
Air Base Units	313	-	-	7	2	8	8	149	135	4
Base Support Groups	288	-	1	19	13	46	65	89	52	3
Evacuation Squadrons	20	-	-	3	-	-	1	9	6	1
Recovery Units	12,668	-	18	1,376	855	3,120	2,094	2,804	2,198	203
Radiological Survey Squadrons	3	-	-	-	-	-	-	2	1	-
Active Duty Pay Only - Total	4,280	-	-	407	188	563	333	333	1,526	930
MOARS (Job Proficiency Training) 15 Days	100	-	-	22	15	32	22	8	1	-
MOARS (Job Proficiency Training) 30 Days	716	-	-	3	3	30	46	171	307	156
MOARS (ConAC) Trainee Part III (BD)	1,488	-	-	382	170	501	265	138	31	1
MOARS (ConAC) Trainee Part III (DD)	-	-	-	-	-	-	-	-	-	-
Non Prior Service Personnel Non Critical Skill On AD	1,913	-	-	-	-	-	-	16	1,124	773
Non Prior Service Personnel Critical Skill on AD	63	-	-	-	-	-	-	-	63	-
NON PAID - TOTAL	229,058	439	1,099	13,800	5,183	11,366	62,514	98,841	28,866	6,950
Non Prior Service Personnel Non Critical Skill - Delayed	461	-	-	-	-	-	-	-	111	350
Non Prior Service Personnel Critical Skill - Delayed	-	-	-	-	-	-	-	-	-	-
Selective Assignee Assigned to Air Force Reserve Units	2,639	-	-	1	-	124	1,281	999	226	8
Selective Assignee Assigned to Air National Guard Units	1,454	-	-	-	1	78	584	662	126	3
Selective Assignee Assigned Against Part I Requirements	9,350	-	-	1	5	409	5,068	3,488	346	33
Selective Assignee Assigned Against Part III Requirements	3,522	-	-	-	-	233	1,492	1,668	128	1
Ineligible Reserve Section (Other)	94,201	-	3	15	54	2,009	28,210	53,253	8,997	1,660
Air Force Academy Preparatory School Selectee	85	-	-	-	-	-	-	-	1	84
Air Reserve Element Training (Standby)	1	-	-	-	-	-	-	1	-	-
Non-Affiliated Reserve Section Non-Obligors	5,176	3	19	459	710	2,229	1,121	450	151	34
Non-Affiliated Reserve Section Obligors	40,675	-	-	48	75	1,731	10,403	19,249	7,360	1,809
Inactive Status List Reserve Section	71,494	436	1,077	13,276	4,338	4,553	14,355	19,071	11,420	2,968
Reserve Retired Section - Total	1,530	1	1	213	81	260	331	309	224	110

Source: Statistics and Reports Division, Directorate of Data Systems and Statistics, Comptroller of the Air Force

686559 O - 63 - 25

TABLE 196 — AF RESERVE MOBILIZATION JOB PROFICIENCY TRAINING (JPT) PERSONNEL, BY COMMAND OF ASSIGNMENT, WORLD-WIDE, AT END OF QUARTER — FY 1962

(See "Introduction and Definitions" preceding this area for abbreviations used in captions of table below.)

TYPE OF PERSONNEL BY COMMAND OF ASSIGNMENT	30 SEPTEMBER (1961)		31 DECEMBER		31 MARCH (1962)		30 JUNE	
	MOARS JPT Paid	MOARS JPT AD Paid	MOARS JPT Paid	MOARS JPT AD Paid	MOARS JPT Paid	MOARS JPT AD Paid	MOARS JPT Paid	MOARS JPT AD Paid
TOTAL	7,890	4,388	6,743	3,611	6,102	3,321	6,766	3,113
OFFICER - TOTAL	6,214	2,151	5,355	2,086	4,904	2,276	4,918	2,297
AIRMAN - TOTAL	1,676	2,237	1,388	1,525	1,198	1,045	1,848	816
UNITED STATES - TOTAL	7,739	4,294	6,592	3,518	5,935	3,235	6,595	3,022
OFFICER - TOTAL	6,078	2,066	5,222	2,002	4,756	2,200	4,768	2,216
AIRMAN - TOTAL	1,661	2,228	1,370	1,516	1,179	1,035	1,827	806
Aeronautical Chart and Information Center	-	-	-	-	-	-	-	-
Officer	-	-	-	-	-	-	-	-
Airman	-	-	-	-	-	-	-	-
Air Defense Command - Total	746	609	554	317	582	205	952	158
Officer	591	40	442	27	475	21	523	21
Airman	155	569	112	290	107	184	429	137
Air Force Accounting and Finance Center - Total	40	1	40	1	41	1	42	1
Officer	40	1	40	1	41	1	42	1
Airman	-	-	-	-	-	-	-	-
Air Force Communications Services - Total a/	146	128	140	109	82	52	89	34
Officer	76	7	77	7	53	4	55	5
Airman	70	121	63	102	29	48	34	29
Air Force Logistics Command - Total	1,023	199	764	157	784	138	822	109
Officer	891	121	681	100	703	94	699	82
Airman	132	78	83	57	81	44	123	27
Air Force Systems Command - Total	602	510	612	581	369	807	423	823
Officer	579	473	591	548	550	768	360	785
Airman	23	37	21	33	19	39	63	38
Air Training Command - Total	295	113	184	63	130	35	187	25
Officer	180	10	119	4	67	2	72	2
Airman	115	103	65	59	63	33	115	23
Air University - Total	61	59	12	72	22	9	27	10
Officer	52	20	7	37	20	1	20	3
Airman	9	39	5	35	2	8	7	7
Continental Air Command - Total	1,109	14	1,148	15	1,152	14	1,199	15
Officer	803	9	834	9	850	11	880	11
Airman	306	5	314	6	302	3	319	4
Headquarters Command, USAF - Total	138	43	127	43	62	33	69	33
Officer	106	34	101	35	49	31	50	32
Airman	32	9	26	8	13	2	19	1
Headquarters USAF - Total	648	1,192	509	1,104	479	1,119	468	1,127
Officer	559	1,155	420	1,065	400	1,073	391	1,080
Airman	89	37	89	39	79	46	77	47
Military Air Transport Service - Total	1,635	850	1,528	645	1,413	536	1,327	425
Officer	1,161	115	1,133	106	1,081	91	994	90
Airman	474	735	395	539	332	445	333	335
Office of Aerospace Research - Total	-	-	1	-	11	53	12	56
Officer	-	-	1	-	11	53	12	56
Airman	-	-	-	-	-	-	-	-

TABLE 196 — AF RESERVE MOBILIZATION JOB PROFICIENCY TRAINING (JPT) PERSONNEL, BY COMMAND OF ASSIGNMENT, WORLD-WIDE, AT END OF QUARTER FY 1962 (CONTINUED)

TYPE OF PERSONNEL BY COMMAND OF ASSIGNMENT	30 SEPTEMBER (1961)		31 DECEMBER		31 MARCH (1962)		30 JUNE	
	MOARS JPT Paid	MOARS JPT AD Paid	MOARS JPT Paid	MOARS JPT AD Paid	MOARS JPT Paid	MOARS JPT AD Paid	MOARS JPT Paid	MOARS JPT AD Paid
UNITED STATES (CONTINUED)								
Strategic Air Command - Total	582	282	349	179	328	160	435	137
Officer	459	40	272	25	270	24	272	23
Airman	123	242	77	154	58	136	163	114
Tactical Air Command - Total	627	268	542	206	415	53	486	48
Officer	505	20	436	16	334	10	351	8
Airman	122	248	106	190	81	43	135	40
USAF Academy - Total b/	2	6	2	5	-	-	-	-
Officer	2	6	2	5	-	-	-	-
Airman	-	-	-	-	-	-	-	-
USAF Security Service - Total	85	20	80	21	65	20	57	21
Officer	74	15	66	17	52	16	47	17
Airman	11	5	14	4	13	4	10	4
OVERSEA - TOTAL	151	94	151	93	167	86	171	91
OFFICER - TOTAL	136	85	133	84	148	76	150	81
AIRMAN - TOTAL	15	9	18	9	19	10	21	10
Alaskan Air Command - Total (Includes Alaska)	16	16	21	14	23	14	22	14
Officer	10	9	11	8	13	7	13	8
Airman	6	7	10	6	10	7	9	6
Caribbean Air Command - Total	-	1	-	1	-	1	1	1
Officer	-	1	-	1	-	1	1	1
Airman	-	-	-	-	-	-	-	-
Pacific Air Forces - Total (Includes Hawaii)	81	31	75	29	78	28	78	27
Officer	73	29	69	27	72	26	71	24
Airman	8	2	6	2	6	2	7	3
US Air Forces in Europe - Total	54	46	55	49	66	43	70	49
Officer	53	46	53	48	63	42	65	48
Airman	1	-	2	1	3	1	5	1

a/ Air Force Communications Service designated as a major air command, 1 July 1961; originally a part of Military Air Transport Service.

b/ Excludes Cadets.

Source: Statistics and Reports Division, Directorate of Data Systems and Statistics, Comprtoller of the Air Force

TABLE 197 — AF RESERVE OFFICERS IN PAY STATUS ASSIGNMENT BY FLYING STATUS, BY GRADE, WORLD-WIDE, AT END OF QUARTER — FY 1962

GRADE	TOTAL	ON FLYING STATUS				NOT ON FLYING STATUS				AERO RATING AND OR FLYING STATUS UNKNOWN
		Total	Pilot	Other Rated	Non Rated	Total	Pilot	Other Rated	Non Rated	
	30 SEPTEMBER 1961									
TOTAL	6,493	4,167	2,537	1,572	58	2,313	178	162	1,973	13
General	28	25	22	3	-	3	-	-	3	-
Colonel	179	122	94	28	-	57	3	3	51	-
Lieutenant Colonel	381	188	162	23	3	193	11	11	171	-
Major	1,209	775	535	228	12	432	66	68	298	2
Captain	3,181	2,089	1,214	844	31	1,087	87	76	924	5
First Lieutenant	1,439	961	509	443	9	472	11	4	457	6
Second Lieutenant	58	7	1	3	3	51	-	-	51	-
Warrant Officer	18	-	-	-	-	18	-	-	18	-
	31 DECEMBER 1961									
TOTAL	6,256	3,872	2,342	1,473	57	2,363	177	179	2,007	21
General	28	25	22	3	-	3	-	-	3	-
Colonel	159	107	81	26	-	52	3	2	47	-
Lieutenant Colonel	369	166	143	21	2	202	11	13	178	-
Major	1,187	724	499	216	9	461	61	79	321	3
Captain	3,062	1,956	1,117	807	32	1,095	94	79	922	11
First Lieutenant	1,374	890	479	399	12	479	8	6	465	5
Second Lieutenant	59	4	1	1	2	53	-	-	53	2
Warrant Officer	18	-	-	-	-	18	-	-	18	-
	31 MARCH 1962									
TOTAL	6,186	3,783	2,354	1,367	62	2,403	177	184	2,042	-
General	28	25	22	3	-	3	-	-	3	-
Colonel	153	100	76	23	1	53	3	2	48	-
Lieutenant Colonel	369	160	141	16	3	209	12	15	182	-
Major	1,257	746	530	206	10	511	77	83	351	-
Captain	2,967	1,878	1,085	765	28	1,089	79	71	939	-
First Lieutenant	1,329	867	498	353	16	462	6	13	443	-
Second Lieutenant	65	7	2	1	4	58	-	-	58	-
Warrant Officer	18	-	-	-	-	18	-	-	18	-
	30 JUNE 1962									
TOTAL	6,280	3,830	2,377	1,384	69	2,450	173	184	2,093	-
General	29	26	23	3	-	3	-	-	3	-
Colonel	150	89	67	22	-	61	4	4	53	-
Lieutenant Colonel	356	150	134	14	2	206	12	18	176	-
Major	1,249	756	526	214	16	493	71	75	347	-
Captain	3,355	2,168	1,286	848	34	1,187	82	78	1,027	-
First Lieutenant	1,051	636	340	281	15	415	4	9	402	-
Second Lieutenant	71	5	1	2	2	66	-	-	66	-
Warrant Officer	19	-	-	-	-	19	-	-	19	-

Source: Statistics and Reports Division, Directorate of Data Systems and Statistics, Comptroller of the Air Force

TABLE 198 — AF RESERVE OFFICERS IN PAY STATUS ASSIGNMENTS BY FLYING STATUS, BY PROGRAM ELEMENT, BY GRADE, WORLD-WIDE — 30 JUN 1962

PROGRAM ELEMENT AND GRADE	TOTAL	ON FLYING STATUS				NOT ON FLYING STATUS				AERO RATING AND OR FLYING STATUS UNKNOWN
		Total	Pilots	Other Rated	Non Rated	Total	Pilots	Other Rated	Non Rated	
TOTAL	6,280	3,830	2,377	1,384	69	2,450	173	184	2,093	-
Mobilization Assignment Reserve Section On Flying Status - Total	398	398	305	86	7	-	-	-	-	-
General	19	19	17	2	-	-	-	-	-	-
Colonel	28	28	24	4	-	-	-	-	-	-
Lieutenant Colonel	51	51	47	3	1	-	-	-	-	-
Major	126	126	104	20	2	-	-	-	-	-
Captain	142	142	94	44	4	-	-	-	-	-
First Lieutenant	32	32	19	13	-	-	-	-	-	-
Second Lieutenant	-	-	-	-	-	-	-	-	-	-
Warrant Officer	-	-	-	-	-	-	-	-	-	-
Troop Carrier Wings - Total	3,424	2,282	1,806	472	4	1,142	112	101	929	-
General	6	6	6	-	-	-	-	-	-	-
Colonel	56	39	33	6	-	17	3	1	13	-
Lieutenant Colonel	157	73	70	3	-	84	5	5	74	-
Major	629	396	331	63	2	233	48	43	142	-
Captain	1,934	1,362	1,067	293	2	572	54	44	474	-
First Lieutenant	603	405	298	107	-	198	2	8	188	-
Second Lieutenant	22	1	1	-	-	21	-	-	21	-
Warrant Officer	17	-	-	-	-	17	-	-	17	-
Air Rescue Squadrons - Total	123	109	79	30	-	14	1	-	13	-
General	-	-	-	-	-	-	-	-	-	-
Colonel	-	-	-	-	-	-	-	-	-	-
Lieutenant Colonel	3	3	3	-	-	-	-	-	-	-
Major	10	10	9	1	-	-	-	-	-	-
Captain	85	75	52	23	-	10	1	-	9	-
First Lieutenant	23	21	15	6	-	2	-	-	2	-
Second Lieutenant	2	-	-	-	-	2	-	-	2	-
Warrant Officer	-	-	-	-	-	-	-	-	-	-
Air Reserve Squadrons Navigation Training - Total	720	720	-	720	-	-	-	-	-	-
General	-	-	-	-	-	-	-	-	-	-
Colonel	-	-	-	-	-	-	-	-	-	-
Lieutenant Colonel	-	-	-	-	-	-	-	-	-	-
Major	110	110	-	110	-	-	-	-	-	-
Captain	457	457	-	457	-	-	-	-	-	-
First Lieutenant	151	151	-	151	-	-	-	-	-	-
Second Lieutenant	2	2	-	2	-	-	-	-	-	-
Warrant Officer	-	-	-	-	-	-	-	-	-	-
Air Terminal Squadrons - Total	81	18	14	4	-	63	5	5	53	-
General	-	-	-	-	-	-	-	-	-	-
Colonel	-	-	-	-	-	-	-	-	-	-
Lieutenant Colonel	-	-	-	-	-	-	-	-	-	-
Major	10	5	4	1	-	5	2	-	3	-
Captain	53	11	9	2	-	42	2	5	35	-
First Lieutenant	16	2	1	1	-	14	1	-	13	-
Second Lieutenant	-	-	-	-	-	-	-	-	-	-
Warrant Officer	2	-	-	-	-	2	-	-	2	-

TABLE 198 — AF RESERVE OFFICERS IN PAY STATUS ASSIGNMENTS BY FLYING STATUS, BY PROGRAM ELEMENT, BY GRADE, WORLD-WIDE — 30 JUN 1962 (CONTINUED)

PROGRAM ELEMENT AND GRADE	TOTAL	ON FLYING STATUS				NOT ON FLYING STATUS				AERO RATING AND OR FLYING STATUS UNKNOWN
		Total	Pilots	Other Rated	Non Rated	Total	Pilots	Other Rated	Non Rated	
Mobile Communications Squadrons - Total	61	12	10	2	-	49	9	1	39	-
General	-	-	-	-	-	-	-	-	-	-
Colonel	-	-	-	-	-	-	-	-	-	-
Lieutenant Colonel	2	-	-	-	-	2	-	-	2	-
Major	7	3	3	-	-	4	3	-	1	-
Captain	36	8	6	2	-	28	6	1	21	-
First Lieutenant	15	1	1	-	-	14	-	-	14	-
Second Lieutenant	1	-	-	-	-	-	-	-	1	-
Warrant Officer	-	-	-	-	-	-	-	-	-	-
Aerial Port Squadrons - Total	36	9	6	1	2	27	3	1	23	-
General	-	-	-	-	-	-	-	-	-	-
Colonel	-	-	-	-	-	-	-	-	-	-
Lieutenant Colonel	-	-	-	-	-	-	-	-	-	-
Major	5	3	2	-	1	2	1	-	1	-
Captain	20	4	2	1	1	16	2	1	13	-
First Lieutenant	8	2	2	-	-	6	-	-	6	-
Second Lieutenant	3	-	-	-	-	3	-	-	3	-
Warrant Officer	-	-	-	-	-	-	-	-	-	-
Medical Units - Total	769	93	4	34	55	676	7	18	651	-
General	1	1	-	1	-	-	-	-	-	-
Colonel	22	9	-	9	-	13	-	2	11	-
Lieutenant Colonel	53	6	-	5	1	47	-	7	40	-
Major	124	18	2	6	10	106	3	2	101	-
Captain	369	42	2	13	27	327	3	7	317	-
First Lieutenant	161	15	-	-	15	146	1	-	145	-
Second Lieutenant	39	2	-	-	2	37	-	-	37	-
Warrant Officer	-	-	-	-	-	-	-	-	-	-
Base Support Groups - Total	241	75	61	14	-	166	13	24	129	-
General	-	-	-	-	-	-	-	-	-	-
Colonel	4	-	-	-	-	4	-	-	4	-
Lieutenant Colonel	16	4	3	1	-	12	2	1	9	-
Major	64	28	22	6	-	36	4	10	22	-
Captain	135	40	33	7	-	95	7	13	75	-
First Lieutenant	20	3	3	-	-	17	-	-	17	-
Second Lieutenant	2	-	-	-	-	2	-	-	2	-
Warrant Officer	-	-	-	-	-	-	-	-	-	-
Mobilization Assignment Reserve Section CONAC Regions and Sectors - Total	427	114	92	21	1	313	23	34	256	-
General	3	-	-	-	-	3	-	-	3	-
Colonel	40	13	10	3	-	27	1	1	25	-
Lieutenant Colonel	74	13	11	2	-	61	5	5	51	-
Major	164	57	49	7	1	107	10	20	77	-
Captain	124	27	21	6	-	97	7	7	83	-
First Lieutenant	22	4	1	3	-	18	-	1	17	-
Second Lieutenant	-	-	-	-	-	-	-	-	-	-
Warrant Officer	-	-	-	-	-	-	-	-	-	-

Source: Statistics and Reports Division, Directorate of Data Systems and Statistics, Comptroller of the Air Force

TABLE 199 – AF RESERVE INACTIVE DUTY TRAINING, BY PROGRAM ELEMENT, WORLD-WIDE, BY QUARTER – FY 1962

(For abbreviations in parentheses'definitions see,Table on pages 348 and 349)

DURING PERIOD	PARTICIPANTS				MAN TRAINING PERIODS			
	Total		For Pay		Paid		Non Paid	
	Officer	Airman	Officer	Airman	Officer	Airman	Officer	Airman
TOTAL	363,759	432,348	167,488	405,635	595,147	1,402,298	699,937	243,950
FIRST QUARTER - TOTAL	69,872	105,611	42,708	100,498	157,494	379,396	84,991	54,869
SECOND QUARTER - TOTAL	100,671	109,776	42,452	102,577	150,146	345,921	194,434	68,647
THIRD QUARTER - TOTAL	98,598	112,548	41,126	102,800	144,733	345,927	205,379	65,476
FOURTH QUARTER - TOTAL	94,618	104,413	41,202	99,760	142,774	331,054	185,133	54,958
Aerial Port Squadrons - Total	388	6,298	387	6,298	1,609	29,570	237	221
First Quarter	101	1,522	100	1,522	403	7,107	67	51
Second Quarter	94	1,560	94	1,560	407	7,309	50	54
Third Quarter	92	1,638	92	1,638	385	7,778	73	57
Fourth Quarter	101	1,578	101	1,578	414	7,376	47	59
Air Rescue Squadrons - Total	1,314	3,552	1,307	3,534	8,298	15,668	61	48
First Quarter	332	918	327	902	2,010	4,060	21	19
Second Quarter	278	849	276	849	1,642	3,509	12	6
Third Quarter	336	866	336	864	2,306	3,918	6	13
Fourth Quarter	368	919	368	919	2,340	4,181	22	10
Air Terminal Squadrons - Total	1,019	8,080	1,019	8,080	3,665	31,420	201	152
First Quarter	331	2,065	331	2,065	926	7,982	33	29
Second Quarter	223	2,078	223	2,078	895	8,073	70	29
Third Quarter	231	2,032	231	2,032	922	7,985	48	47
Fourth Quarter	234	1,905	234	1,905	922	7,380	50	47
Mobile Communications Squadrons - Total	678	9,102	678	9,102	2,685	34,930	64	312
First Quarter	176	2,290	176	2,290	715	8,871	7	3
Second Quarter	164	2,306	164	2,306	647	8,724	10	-
Third Quarter	167	2,276	167	2,276	659	8,774	34	305
Fourth Quarter	171	2,230	171	2,230	664	8,561	13	4
Base Support Groups (AA) - Total	3,223	5,078	3,223	5,078	13,050	19,837	803	318
First Quarter	814	1,247	814	1,247	3,591	5,185	197	156
Second Quarter	845	1,339	845	1,339	3,326	5,121	168	57
Third Quarter	820	1,317	820	1,317	3,210	5,019	163	68
Fourth Quarter	744	1,175	744	1,175	2,923	4,512	275	37
Censorship Squadron - Total	1,843	129	1,843	129	7,015	507	92	7
First Quarter	377	20	377	20	1,350	69	22	-
Second Quarter	483	32	483	32	1,833	132	13	3
Third Quarter	501	35	501	35	2,013	140	-	2
Fourth Quarter	482	42	482	42	1,819	166	57	2
Medical Units - Total	8,506	41,983	8,487	41,961	33,491	161,999	654	412
First Quarter	2,120	10,112	2,120	10,110	8,316	38,385	226	258
Second Quarter	2,116	10,512	2,115	10,502	8,451	40,890	148	52
Third Quarter	2,192	10,696	2,185	10,692	8,401	41,567	136	60
Fourth Quarter	2,078	10,663	2,067	10,657	8,323	41,157	144	42
Recovery Units - Total	4,083	5,600	3,997	5,526	16,283	21,851	5,172	1,425
First Quarter	690	1,316	615	1,244	2,811	5,305	553	137
Second Quarter	881	1,334	881	1,334	3,565	5,283	1,042	313
Third Quarter	1,260	1,536	1,257	1,535	5,044	5,861	1,782	484
Fourth Quarter	1,252	1,414	1,244	1,413	4,863	5,402	1,795	491

TABLE 199 — AF RESERVE INACTIVE DUTY TRAINING, BY PROGRAM ELEMENTS, WORLD-WIDE, BY QUARTER — FY 1962 (CONTINUED)

DURING PERIOD	PARTICIPANTS				MAN TRAINING PERIODS			
	Total		For Pay		Paid		Non Paid	
	Officer	Airman	Officer	Airman	Officer	Airman	Officer	Airman
Troop Carrier Wings - Total	39,211	195,282	39,207	195,268	228,713	820,060	4,118	2,692
First Quarter	10,546	52,985	10,544	52,972	63,210	242,964	954	820
Second Quarter	9,572	48,293	9,570	48,292	56,690	196,803	1,178	525
Third Quarter	9,518	47,646	9,518	47,646	54,883	194,881	1,043	727
Fourth Quarter	9,575	46,358	9,575	46,358	53,930	185,412	943	620
Air Reserve Squadrons (Navigation Training) - Total	8,635	-	8,618	-	34,627	-	693	-
First Quarter	2,268	-	2,265	-	9,086	-	100	-
Second Quarter	2,226	-	2,219	-	8,928	-	205	-
Third Quarter	2,085	-	2,081	-	8,310	-	170	-
Fourth Quarter	2,056	-	2,053	-	8,303	-	218	-
MOARS Selective Service Squadron - Total	2,518	-	2,518	-	10,031	-	-	-
First Quarter	627	-	627	-	2,409	-	-	-
Second Quarter	630	-	630	-	2,613	-	-	-
Third Quarter	630	-	630	-	2,538	-	-	-
Fourth Quarter	631	-	631	-	2,471	-	-	-
MOARS JPT-CONAC Regions and Sectors - Total	4,793	3,021	4,727	3,002	18,614	10,591	2,064	427
First Quarter	1,162	714	1,161	714	4,475	2,544	283	111
Second Quarter	1,211	822	1,206	821	4,689	2,667	483	98
Third Quarter	1,204	732	1,195	720	4,749	2,548	598	96
Fourth Quarter	1,216	753	1,165	747	4,701	2,812	700	122
MOARS (JPT) Flying Duty - Total	4,168	80	4,098	80	20,587	364	2,843	23
First Quarter	1,297	17	1,284	17	6,246	65	676	2
Second Quarter	1,090	18	1,063	18	5,268	87	916	2
Third Quarter	908	22	902	22	4,542	99	420	11
Fourth Quarter	873	23	849	23	4,531	113	831	8
Air Base Units (BB) - Total	1,017	2,652	1,012	2,649	2,040	5,245	2,312	1,400
First Quarter	116	482	111	482	238	912	234	1,089
Second Quarter	279	781	279	781	558	1,562	228	76
Third Quarter	316	612	316	609	632	1,217	1,021	133
Fourth Quarter	306	777	306	777	612	1,554	829	102
Base Support Groups (BB) - Total	700	1,920	689	1,907	1,538	4,330	746	1,504
First Quarter	53	347	53	347	167	892	28	379
Second Quarter	82	552	82	552	220	1,264	35	420
Third Quarter	182	463	171	450	345	900	237	317
Fourth Quarter	383	558	383	558	806	1,274	446	388
Evacuation Squadrons - Total	55	916	54	883	108	1,730	153	72
First Quarter	3	269	3	269	6	507	2	-
Second Quarter	16	369	16	369	32	733	36	21
Third Quarter	24	233	23	200	46	400	65	45
Fourth Quarter	12	45	12	45	24	90	50	6
Radiological Survey Squadrons - Total	58	26	58	26	122	55	91	15
First Quarter	7	4	7	4	20	11	-	6
Second Quarter	17	9	17	9	34	18	3	-
Third Quarter	17	6	17	6	34	12	47	7
Fourth Quarter	17	7	17	7	34	14	41	2

TABLE 199 — AF RESERVE INACTIVE DUTY TRAINING, BY PROGRAM ELEMENT, WORLD-WIDE, BY QUARTER — FY 1962 (CONTINUED)

DURING PERIOD	PARTICIPANTS				MAN TRAINING PERIODS			
	Total		For Pay		Paid		Non Paid	
	Officer	Airman	Officer	Airman	Officer	Airman	Officer	Airman
Recovery Units - (BB) - Total	53,312	119,921	51,948	116,457	105,092	229,931	124,273	183,896
First Quarter	12,422	25,701	11,899	24,687	25,168	50,393	21,750	43,990
Second Quarter	13,786	31,374	13,306	30,233	26,955	59,928	33,185	51,996
Third Quarter	13,668	31,977	13,577	31,468	27,117	61,542	37,029	45,447
Fourth Quarter	13,436	30,869	13,166	30,069	25,852	58,068	32,309	42,463
MOARS (JPT-Non Flying Duty) - Total	34,180	5,757	33,618	5,655	87,579	14,210	10,250	1,209
First Quarter	9,942	1,638	9,894	1,606	26,347	4,144	1,771	228
Second Quarter	9,242	1,535	8,983	1,502	23,393	3,818	3,661	431
Third Quarter	7,210	1,311	7,107	1,290	18,597	3,266	1,662	151
Fourth Quarter	7,786	1,273	7,634	1,257	19,242	2,982	3,156	399
MOARS (JPT-15 Days Active Duty Only)-Total	5,078	144	-	-	-	-	13,599	354
First Quarter	886	36	-	-	-	-	2,083	90
Second Quarter	1,313	30	-	-	-	-	3,636	81
Third Quarter	1,487	26	-	-	-	-	3,902	75
Fourth Quarter	1,392	52	-	-	-	-	3,978	108
MOARS (JPT-30 Days Active Duty Only)-Total	120	16	-	-	-	-	438	34
First Quarter	32	9	-	-	-	-	144	18
Second Quarter	41	4	-	-	-	-	113	9
Third Quarter	22	1	-	-	-	-	81	4
Fourth Quarter	25	2	-	-	-	-	100	3
MOARS (CONAC) Trainee Part III (BD)-Total	168,996	22,523	-	-	-	-	456,180	48,998
First Quarter	21,596	3,654	-	-	-	-	47,437	7,057
Second Quarter	51,473	5,979	-	-	-	-	139,241	14,474
Third Quarter	50,648	9,123	-	-	-	-	144,961	17,427
Fourth Quarter	45,279	3,767	-	-	-	-	124,541	10,040
MOARS (CONAC) Trainee Part III (DD)-Total	387	2	-	-	-	-	1,117	2
Second Quarter	-	-	-	-	-	-	-	-
Third Quarter	119	-	-	-	-	-	316	-
Fourth Quarter	268	2	-	-	-	-	801	2
MOARS ARC Tng (Instructor) Part III (DD) - Total	9	3	-	-	-	-	13	3
First Quarter	9	3	-	-	-	-	13	3
MOARS ARC Tng (Instructor) Part III - Total	33	8	-	-	-	-	45	8
First Quarter	33	8	-	-	-	-	45	8
MOARS ARC Tng (Staff) Part II - Total	6	32	-	-	-	-	6	49
First Quarter	6	32	-	-	-	-	6	49
MOARS ARC Tng (Staff) Part III - Total	197	96	-	-	-	-	493	207
First Quarter	197	96	-	-	-	-	493	207
MOARS ARC Tng (Trainee)(BB) - Total	59	118	-	-	-	-	75	136
First Quarter	59	118	-	-	-	-	75	136

TABLE 199 – AF RESERVE INACTIVE DUTY TRAINING, BY PROGRAM ELEMENT, WORLD-WIDE, BY QUARTER-FY 1962 (CONTINUED)

DURING PERIOD	PARTICIPANTS				MAN TRAINING PERIODS			
	Total		For Pay		Paid		Non Paid	
	Officer	Airman	Officer	Airman	Officer	Airman	Officer	Airman
Air Reserve Center Tng (Standby) - Total	445	9	-	-	-	-	712	26
First Quarter	435	8	-	-	-	-	685	23
Second Quarter	9	-	-	-	-	-	24	-
Third Quarter	1	-	-	-	-	-	3	-
Fourth Quarter	-	1	-	-	-	-	-	3
Non-Affiliated Reserve Section - Total	18,728	-	-	-	-	-	42,432	-
First Quarter	3,235	-	-	-	-	-	7,086	-
Second Quarter	4,600	-	-	-	-	-	9,977	-
Third Quarter	4,960	-	-	-	-	-	11,582	-
Fourth Quarter	5,933	-	-	-	-	-	13,787	-

Source: Statistics and Reports Division, Directorate of Data Systems and Statistics, Comptroller of the Air Force

TABLE 200 – AF RESERVE ACTIVE DUTY TRAINING BY PROGRAM ELEMENT, WORLD-WIDE, BY QUARTER – FY 1962

(For meaning of abbreviations in stub see "Introduction and Definitions" preceding this area.)

PROGRAM ELEMENT AND DATE	SHORT TOURS				SCHOOL TOURS				SPECIAL TOURS			
	Number Completing		Training Days		Number Completing		Training Days		Number Completing		Training Days	
	Officer	Airman	Officer	Airman	Officer	Airman	Officer	Airman	Officer	Airman	Officer	Airman
TOTAL	23,743	31,530	357,428	472,452	3,257	636	37,922	8,163	16,520	9,473	56,398	41,335
FIRST QUARTER - TOTAL	9,271	20,366	144,740	309,642	350	75	5,419	1,591	3,437	1,590	12,200	7,801
SECOND QUARTER - TOTAL	4,097	2,056	59,109	23,719	593	60	6,486	1,421	3,011	1,387	10,456	5,743
THIRD QUARTER - TOTAL	4,502	5,609	70,345	86,690	685	117	8,631	2,012	3,762	2,089	13,301	10,663
FOURTH QUARTER - TOTAL	5,873	3,499	83,234	52,401	1,629	384	17,386	3,139	6,310	4,407	20,441	17,128
Aerial Port Squadrons - Total	35	551	525	8,089	4	17	13	351	140	555	584	2,635
First Quarter	30	497	450	7,279	-	-	-	-	35	93	167	283
Second Quarter	-	-	-	-	1	-	7	21	30	115	118	421
Third Quarter	5	54	75	810	-	2	-	104	21	155	93	1,057
Fourth Quarter	-	-	-	-	3	15	6	226	54	192	206	874
Air Rescue Squadrons - Total	114	362	1,689	5,099	21	12	329	342	287	208	1,025	964
First Quarter	114	362	1,689	5,099	1	1	20	10	71	60	261	236
Second Quarter	-	-	-	-	5	-	84	-	41	19	213	129
Third Quarter	-	-	-	-	6	1	121	76	75	53	188	228
Fourth Quarter	-	-	-	-	9	10	104	256	100	76	363	371
Air Terminal Squadrons - Total	62	490	930	7,388	1	-	14	-	137	152	245	275
First Quarter	56	442	888	6,999	-	-	-	-	21	24	35	51
Second Quarter	6	48	42	344	-	-	-	-	12	15	15	18
Third Quarter	-	-	-	45	-	-	-	-	21	30	26	41
Fourth Quarter	-	-	-	-	1	-	14	-	83	83	169	165
Mobile Communications Squadrons - Total	45	589	670	8,817	5	16	47	598	258	299	726	914
First Quarter	45	589	670	8,817	-	2	-	134	60	67	109	187
Second Quarter	-	-	-	-	1	2	15	381	19	28	44	73
Third Quarter	-	-	-	-	-	-	-	28	93	51	311	156
Fourth Quarter	-	-	-	-	4	12	32	55	86	153	262	498
Base Support Groups - Total	271	424	4,076	6,324	27	2	357	57	66	38	157	123
First Quarter	162	275	2,506	4,283	4	1	33	14	23	25	65	34
Second Quarter	42	43	571	451	8	-	94	-	14	2	20	39
Third Quarter	27	29	415	464	2	-	27	-	4	2	5	33
Fourth Quarter	40	77	584	1,126	13	1	203	43	25	9	67	17

TABLE 200 – AF RESERVE ACTIVE DUTY TRAINING BY PROGRAM ELEMENT, WORLD-WIDE, BY QUARTER – FY 1962 (CONTINUED)

PROGRAM ELEMENT AND DATE	SHORT TOURS				SCHOOL TOURS				SPECIAL TOURS			
	Number Completing		Training Days		Number Completing		Training Days		Number Completing		Training Days	
	Officer	Airman	Officer	Airman	Officer	Airman	Officer	Airman	Officer	Airman	Officer	Airman
Censorship Squadron - Total	163	9	2,430	135	15	1	207	30	35	1	113	2
First Quarter	161	9	2,400	135	-	-	-	-	16	1	31	2
Second Quarter	1	-	15	-	6	-	80	-	7	-	24	-
Third Quarter	1	-	15	-	2	-	29	28	4	-	16	-
Fourth Quarter	-	-	-	-	7	1	98	2	8	-	42	-
Medical Units - Total	606	2,807	9,157	41,872	113	17	2,610	363	552	409	1,374	1,352
First Quarter	563	2,581	8,516	38,533	7	-	171	12	71	67	234	297
Second Quarter	-	-	-	-	17	1	351	57	53	45	98	116
Third Quarter	-	-	-	-	37	3	1,056	166	142	83	257	242
Fourth Quarter	43	226	641	3,339	52	13	1,032	128	286	214	785	697
Recovery Units - Total	366	399	5,477	5,985	41	15	412	106	758	191	1,280	406
First Quarter	247	303	3,691	4,554	1	2	14	28	108	42	148	66
Second Quarter	12	3	180	36	1	-	15	-	105	10	154	14
Third Quarter	33	12	509	180	6	2	82	35	168	44	255	112
Fourth Quarter	74	81	1,097	1,215	33	11	301	43	377	95	723	214
Troop Carrier Wings - Total	3,390	17,545	50,610	262,557	1,165	366	10,240	4,300	8,118	5,547	36,255	28,804
First Quarter	2,429	12,908	36,212	193,184	115	51	2,525	1,167	2,013	1,080	8,086	5,443
Second Quarter	-	-	-	-	248	48	1,883	746	1,771	969	7,211	4,307
Third Quarter	713	3,692	10,678	55,218	281	73	2,310	1,003	1,793	1,297	8,919	7,471
Fourth Quarter	248	945	3,720	14,155	521	194	3,522	1,384	2,541	2,201	12,039	11,583
Air Reserve Squadrons (Navigation Training) - Total	730	-	10,928	-	8	-	150	-	887	-	3,632	-
First Quarter	213	-	3,497	-	-	-	-	-	223	-	826	-
Second Quarter	143	-	1,853	-	1	-	23	-	236	-	932	-
Third Quarter	137	-	2,321	-	-	-	-	-	184	-	744	-
Fourth Quarter	237	-	3,257	-	7	-	127	-	244	-	1,130	-
MOARS Selective Service Squadrons - Total	181	-	2,863	-	2	-	30	-	-	-	-	-
First Quarter	57	-	855	-	-	-	-	-	-	-	-	-
Second Quarter	29	-	435	-	1	-	15	-	-	-	-	-
Third Quarter	26	-	551	-	1	-	15	-	-	-	-	-
Fourth Quarter	69	-	1,022	-	-	-	-	-	-	-	-	-

TABLE 200 — AF RESERVE ACTIVE DUTY TRAINING BY PROGRAM ELEMENT, WORLD-WIDE, BY QUARTER — FY 1962 (CONTINUED)

PROGRAM ELEMENT AND DATE	SHORT TOURS				SCHOOL TOURS				SPECIAL TOURS			
	Number Completing		Training Days		Number Completing		Training Days		Number Completing		Training Days	
	Officer	Airman	Officer	Airman	Officer	Airman	Officer	Airman	Officer	Airman	Officer	Airman
MOARS JPT CONAC Regions and Sectors - Total	376	257	5,684	3,787	54	3	748	57	1,016	71	2,656	353
First Quarter	130	97	2,140	1,477	4	-	63	-	315	15	731	108
Second Quarter	60	36	886	506	16	-	183	-	-	-	-	-
Third Quarter	64	35	961	547	9	1	105	14	290	25	861	83
Fourth Quarter	122	89	1,697	1,257	25	2	397	43	411	31	1,064	162
MOARS JPT Flying Duty - Total	472	10	7,248	150	34	-	568	-	51	-	480	-
First Quarter	183	4	2,827	60	3	-	183	-	8	-	45	-
Second Quarter	87	-	1,193	-	8	-	80	-	28	-	285	-
Third Quarter	63	1	978	28	9	-	90	-	8	-	93	-
Fourth Quarter	139	5	2,250	62	14	-	215	-	7	-	57	-
Air Base Units - Total	63	40	963	440	1	1	14	14	19	-	44	-
First Quarter	12	12	180	32	-	-	-	-	2	-	2	-
Second Quarter	26	8	420	108	-	-	-	-	-	-	-	-
Third Quarter	16	17	252	261	-	1	-	14	3	-	3	-
Fourth Quarter	9	3	111	39	1	-	14	-	14	-	39	-
Base Support Groups (BB) - Total	53	129	800	2,085	8	-	129	-	11	7	12	60
First Quarter	4	37	67	747	-	-	-	-	1	3	1	7
Second Quarter	7	18	103	228	2	-	49	-	-	-	-	-
Third Quarter	17	16	255	268	3	-	43	-	9	3	10	8
Fourth Quarter	25	58	375	842	3	-	37	-	1	1	1	45
Evacuation Squadrons (BB) - Total	10	27	150	405	-	-	-	-	-	-	-	-
First Quarter	4	-	60	-	-	-	-	-	-	-	-	-
Second Quarter	3	8	45	120	-	-	-	-	-	-	-	-
Third Quarter	3	18	45	270	-	-	-	-	-	-	-	-
Fourth Quarter	-	1	-	15	-	-	-	-	-	-	-	-
Radiological Survey Squadrons (BB) - Total	6	3	90	45	-	-	-	-	-	-	-	-
First Quarter	-	-	-	-	-	-	-	-	-	-	-	-
Second Quarter	-	-	-	-	-	-	-	-	-	-	-	-
Third Quarter	3	-	45	-	-	-	-	-	-	-	-	-
Fourth Quarter	3	3	45	45	-	-	-	-	-	-	-	-

TABLE 203 — AF RESERVE ACTIVE DUTY TRAINING BY PROGRAM ELEMENT, WORLD-WIDE, BY QUARTER — FY 1962 (CONTINUED)

PROGRAM ELEMENT AND DATE	SHORT TOURS				SCHOOL TOURS				SPECIAL TOURS			
	Number Completing		Training Days		Number Completing		Training Days		Number Completing		Training Days	
	Officer	Airman	Officer	Airman	Officer	Airman	Officer	Airman	Officer	Airman	Officer	Airman
Recovery Units (BB) - Total	3,286	5,546	49,254	76,314	428	151	4,427	1,429	3,689	1,957	5,248	4,720
First Quarter	1,179	1,404	18,745	23,038	18	5	247	57	387	98	709	623
Second Quarter	796	1,420	11,641	13,697	62	8	861	205	601	180	829	584
Third Quarter	712	1,316	10,746	20,325	61	32	920	474	856	336	1,129	1,055
Fourth Quarter	599	1,406	8,122	19,254	287	106	2,399	693	1,845	1,343	2,581	2,458
MOARS JPT Non Flying Duty - Total	4,111	799	61,264	12,300	347	19	4,654	256	86	6	930	64
First Quarter	1,456	268	22,709	4,148	85	8	1,201	112	20	-	259	-
Second Quarter	791	146	11,307	2,429	46	-	614	-	27	1	316	4
Third Quarter	582	132	9,100	2,102	66	-	871	-	16	2	170	47
Fourth Quarter	1,282	253	18,148	3,621	150	11	1,968	144	23	3	185	13
MOARS (CONAC) Trainee Part III - Total	7,378	900	110,057	13,488	795	11	10,736	203	392	24	1,431	452
First Quarter	1,698	364	27,028	5,749	55	2	558	36	53	8	342	264
Second Quarter	1,758	218	25,218	3,063	139	1	1,738	11	63	2	178	27
Third Quarter	1,809	174	28,559	2,683	186	2	2,706	70	73	8	191	130
Fourth Quarter	2,113	144	29,252	1,993	415	6	5,734	86	203	6	720	31
MOARS JPT - 15 Days Active Duty - Total	1,751	69	26,114	1,157	137	3	1,935	50	12	-	105	-
First Quarter	352	24	5,578	465	17	1	271	14	4	-	48	-
Second Quarter	309	11	4,457	165	30	-	380	-	4	-	19	-
Third Quarter	269	11	4,276	182	16	-	256	-	2	-	30	-
Fourth Quarter	821	23	11,803	345	74	2	1,028	36	2	-	8	-
MOARS JPT - 30 Days Active Duty - Total	146	459	4,391	14,827	10	-	158	-	-	2	-	90
First Quarter	73	118	2,349	3,855	2	-	31	-	-	1	-	79
Second Quarter	27	97	743	2,572	1	-	14	-	-	1	-	11
Third Quarter	15	59	445	3,307	-	-	-	-	-	-	-	-
Fourth Quarter	31	185	854	5,093	7	-	113	-	-	-	-	-
MOARS (CONAC) Trainee Part III (DD) - Total	25	43	375	3	-	42	-	-	-	-	-	-
First Quarter	-	-	-	-	-	-	-	-	-	-	-	-
Second Quarter	-	-	-	-	-	-	-	-	-	-	-	-
Third Quarter	7	43	119	-	-	-	-	-	-	-	-	-
Fourth Quarter	18	-	256	3	-	42	-	-	-	-	-	-

TABLE 200 — AF RESERVE ACTIVE DUTY TRAINING BY PROGRAM ELEMENT, WORLD-WIDE, BY QUARTER — FY 1962 (CONTINUED)

PROGRAM ELEMENT AND DATE	SHORT TOURS				SCHOOL TOURS				SPECIAL TOURS			
	Number Completing		Training Days		Number Completing		Training Days		Number Completing		Training Days	
	Officer	Airman	Officer	Airman	Officer	Airman	Officer	Airman	Officer	Airman	Officer	Airman
MOARS ARC Training (Instructors) Part II - Total	2	-	33	2	5	-	5	-	-	-	-	-
First Quarter	2	-	33	2	5	-	5	-	-	-	-	-
Second Quarter	-	-	-	-	-	-	-	-	-	-	-	-
Third Quarter	-	-	-	-	-	-	-	-	-	-	-	-
Fourth Quarter	-	-	-	-	-	-	-	-	-	-	-	-
MOARS ARC Training (Instructors) Part III - Total	31	6	523	91	9	-	34	-	1	-	2	-
First Quarter	31	6	523	91	9	-	34	-	1	-	2	-
Second Quarter	-	-	-	-	-	-	-	-	-	-	-	-
Third Quarter	-	-	-	-	-	-	-	-	-	-	-	-
Fourth Quarter	-	-	-	-	-	-	-	-	-	-	-	-
MOARS ARC Training (Staff) Part II - Total	3	4	34	91	-	1	-	5	-	-	-	-
First Quarter	3	4	34	91	-	1	-	5	-	-	-	-
Second Quarter	-	-	-	-	-	-	-	-	-	-	-	-
Third Quarter	-	-	-	-	-	-	-	-	-	-	-	-
Fourth Quarter	-	-	-	-	-	-	-	-	-	-	-	-
MOARS ARC Training (Staff) Part III - Total	35	20	533	293	8	-	22	-	2	-	6	-
First Quarter	35	20	533	293	8	-	22	-	2	-	6	-
Second Quarter	-	-	-	-	-	-	-	-	-	-	-	-
Third Quarter	-	-	-	-	-	-	-	-	-	-	-	-
Fourth Quarter	-	-	-	-	-	-	-	-	-	-	-	-
MOARS ARC Training (Trainee) BB Part II - Total	32	42	560	711	16	1	41	2	3	6	93	121
First Quarter	32	42	560	711	16	1	41	2	3	6	93	121
Second Quarter	-	-	-	-	-	-	-	-	-	-	-	-
Third Quarter	-	-	-	-	-	-	-	-	-	-	-	-
Fourth Quarter	-	-	-	-	-	-	-	-	-	-	-	-

Source: Statistics and Reports Division, Directorate of Data Systems and Statistics, Comptroller of the Air Force

TABLE 201 — AF RESERVE OFFICER AND AIRMAN GAINS AND LOSSES, WORLD-WIDE, BY QUARTER — FY 1962

NOTE:
The Fiscal Year 1962 changes in Gain and Loss Categories over Fiscal Year 1961 were due to reclassification of certain categories. Such changes are indicated in the following comparisons:

FY 1961	FY 1962
From Regular Air Force Due to Hardship From Regular Air Force to fulfill Obligation From Extended Active Duty with Obligation	Transferred from EAD with Obligation
Recission and/or Revocation of Orders Retirement Previous Loss in Error	Errors
Commissioned from Reserve Enlisted Commissioned from Regular Warrant or Enlisted Appointed Warrant Officer from Enlisted	Commissioned from regular AF or Reserve Warrant Officer or Enlisted

GAINS AND LOSSES	TOTAL	FIRST QUARTER	SECOND QUARTER	THIRD QUARTER	FOURTH QUARTER
	OFFICERS				
GAIN - TOTAL	16,417	8,175	1,914	2,749	3,579
Direct Appointments	1,923	502	285	470	666
Reappointments	10	4	3	2	1
Commissioned from AFROTC	3,499	1,707	86	578	1,128
Commissioned from Warrant Officer or Airman	107	34	7	6	60
Transfer from Extended Active Duty without Obligation	1,360	753	179	86	342
Transfer from Extended Active Duty with Obligation	2,509	1,683	254	98	474
Placement on Retired Reserve List	3,879	1,538	728	1,240	364
Transfer from Air National Guard	891	338	226	186	150
Errors	2,234	1,616	146	83	389
Transfer from USAF Temporary Disability Retired List	2	-	-	-	2
Transfer from Other Services	3	-	-	-	3
LOSS - TOTAL	20,246	6,837	4,840	4,614	3,955
Resignation for Other than Cause	2,653	517	342	921	873
Termination of Commission for Cause	7,111	1,953	1,410	1,922	1,826
Ordered to Extended Active Duty	5,852	1,844	1,760	1,321	927
Transfer to Air National Guard	695	230	215	153	97
Loss to Reserve Retired	1,092	737	353	1	1
Recission/Revocation or Orders	321	41	111	159	10
Deceased	367	83	64	96	124
Reported in Error as Gain	2,155	1,432	585	41	97
NET GAIN OR LOSS	-3,829	1,338	-2,926	-1,865	-376
	AIRMEN				
GAIN - TOTAL	64,095	24,138	9,282	9,582	21,093
Transfer from Extended Active Duty without Obligation	58	23	15	14	6
Transfer from Extended Active Duty with Obligation	39,784	13,728	4,659	6,120	15,277
Placement on Retired Reserve List	83	37	38	5	3
Reenlistment within 30 Days (AF Reserve)	157	15	16	28	98
Transferred from Other Services	52	-	-	-	52
From Civil Life	7,417	1,828	1,844	1,068	2,677
Non Prior Service - Under 26	3,519	598	740	445	1,736
Non Prior Service - 26 and Over	12	1	3	1	7
Enlisted after More than 30 Days Separation from AFR	262	52	34	26	150
Prior Active Military Service (AMS) - more than 30 Days	3,504	1,159	1,062	564	719

TABLE 201 — AF RESERVE OFFICER AND AIRMAN GAINS AND LOSSES, WORLD-WIDE, BY QUARTER — FY 1962 (CONTINUED)

GAINS AND LOSSES	TOTAL	FIRST QUARTER	SECOND QUARTER	THIRD QUARTER	FOURTH QUARTER
	AIRMEN (Continued)				
GAINS (Continued)					
Within 30 Days after Discharge	120	18	5	32	65
Retired Regular AF Airman Transferred to AFR to Complete 30 Years	7,287	2,544	1,497	1,332	1,914
Transfer from Air National Guard	3,140	1,195	637	624	684
Errors	6,095	4,768	576	391	360
Transfer from USAF Temporary Disability Retired List	22	-	-	-	22
LOSS - TOTAL	145,148	24,893	36,811	44,866	38,578
Discharge Expiration Term of Service (ETS) or Obligation	124,803	17,317	28,929	42,064	36,493
Discharge Other than ETS or Obligation	3,745	1,155	946	869	775
Discharge Non Prior Service Under 26	86	25	19	22	20
Ordered to Extended Active Duty	5,240	146	5,015	49	30
Enlisted in Regular Establishment - No Prior Service Under 26	180	50	68	33	29
Enlisted Regular Establishment - All Others	2,383	661	669	629	424
Transfer to Air National Guard	1,114	406	340	236	132
Loss to Reserve Retired	50	28	20	1	1
Commissioned from Reserve Enlisted Status	100	30	7	3	60
Recission and/or Revocation of Orders	1,406	276	366	648	116
Deceased	485	133	117	116	119
Reported in Error as Gain	5,556	4,666	315	196	379
NET GAIN OR LOSS	-81,053	-755	-27,529	-35,284	-17,485

Source: Statistics and Reports Division, Directorate of Data Systems and Statistics, Comptroller of the Air Force

686559 O - 63 - 26

TABLE 202 — FUNCTIONAL DISTRIBUTION OF AIR FORCE RESERVE AIRCRAFT BY TYPE AND MODEL — 30 JUN 1962 AND HOURS FLOWN BY TYPE AND MODEL — DURING FY 1962

TYPE AND MODEL	TOTAL FLYING HOURS	TOTAL AIRCRAFT	TOTAL ACTIVE AIRCRAFT	OPERATING ACTIVE	NON-OPERATING ACTIVE	INACTIVE
TOTAL	175,099	704	696	636	60	8
SEARCH AND RESCUE - TOTAL	6,977	18	18	14	4	-
SA-16	6,977	18	18	14	4	-
CARGO - TOTAL	153,877	645	645	590	55	-
C-124A	2,930	-	-	-	-	-
C-123	12,221	44	44	38	6	-
C-119	138,726	583	583	534	49	-
VT-29	-	1	1	1	-	-
VC-47	-	2	2	2	-	-
C-47	-	15	15	15	-	-
TRAINER - TOTAL	14,194	38	30	29	1	8
TC-47	14,194	30	30	29	1	-
T-34	-	8	-	-	-	8
UTILITY - TOTAL	-	3	3	3	-	-
U-3	-	3	3	3	-	-
HELICOPTER - TOTAL	51	-	-	-	-	-
H-43B	51	-	-	-	-	-

Source: Statistics and Reports Division, Directorate of Data Systems and Statistics, Comptroller of the Air Force.

TABLE 203 — AGE (IN MONTHS) DISTRIBUTION OF AIR FORCE RESERVE AIRCRAFT BY TYPE, MODEL, AND SELECTED SERIES, CONTINENTAL US — 30 JUN 1962

(Table below is a new table)

TYPE AND MODEL	AVERAGE AGE IN MONTHS	TOTAL AIRCRAFT	AGE IN MONTHS									
			0 thru 12	13 thru 24	25 thru 36	37 thru 48	49 thru 60	61 thru 72	73 thru 84	85 thru 96	97 thru 108	109 and Older
TOTAL	116.2	704	-	-	-	1	2	1	54	110	148	388
SEARCH AND RESCUE - TOTAL	117.5	18	-	-	-	-	-	-	-	-	1	17
SA-16		18	-	-	-	-	-	-	-	-	1	17
CARGO - TOTAL . . .	112.5	645	-	-	-	-	-	1	53	106	144	341
C-47		15	-	-	-	-	-	-	-	-	-	15
VC-47		2	-	-	-	-	-	-	-	-	-	2
C-119		583	-	-	-	-	-	-	10	106	144	323
C-123		44	-	-	-	-	-	1	43	-	-	-
VT-29A		1	-	-	-	-	-	-	-	-	-	1
TRAINER - TOTAL	184.1	38	-	-	-	-	-	-	1	4	3	30
T-34A		8	-	-	-	-	-	-	1	4	3	-
TC-47		30	-	-	-	-	-	-	-	-	-	30
UTILITY - TOTAL	50.0	3	-	-	-	1	2	-	-	-	-	-
U-3A		3	-	-	-	1	2	-	-	-	-	-

Source: Statistics and Reports Division, Directorate of Data Systems and Statistics, Comptroller of the Air Force.

TABLE 204 — AIR NATIONAL GUARD OFFICERS BY GRADE, BY YEAR OF BIRTH, UNITED STATES, AND POSSESSION OF PUERTO RICO — 30 JUN 1962

YEAR OF BIRTH	TOTAL	GENERAL	COLONEL	LIEUTENANT COLONEL	MAJOR	CAPTAIN	FIRST LIEUTENANT	SECOND LIEUTENANT	WARRANT OFFICER
TOTAL	6,281	47	117	486	1,252	2,282	1,241	630	226
1901	1	-	-	-	-	-	-	-	1
1902	2	-	2	-	-	-	-	-	-
1903	2	-	1	1	-	-	-	-	-
1904	3	-	1	1	-	-	-	-	1
1905	2	-	-	2	-	-	-	-	-
1906	5	1	2	1	-	-	-	-	1
1907	11	3	4	3	-	-	-	-	1
1908	15	3	3	7	1	-	-	-	1
1909	12	2	2	7	1	-	-	-	-
1910	13	1	2	8	1	-	-	-	1
1911	24	2	5	12	2	-	-	-	3
1912	29	2	7	9	6	-	-	-	5
1913	16	-	5	5	4	-	-	-	2
1914	50	-	6	22	10	-	-	-	12
1915	60	4	9	22	20	2	-	-	3
1916	98	6	11	35	32	4	-	-	10
1917	130	4	9	42	50	13	-	-	12
1918	179	9	14	42	81	16	-	-	17
1919	211	3	7	64	91	25	-	-	21
1920	226	4	8	50	100	45	-	-	19
1921	300	1	13	59	141	71	-	-	15
1922	336	-	-	37	178	106	-	-	15
1923	318	1	4	31	162	104	1	-	15
1924	304	1	2	21	156	108	1	-	15
1925	204	-	-	5	88	101	1	-	9
1926	124	-	-	-	27	84	7	-	6
1927	131	-	-	-	16	95	13	-	7
1928	269	-	-	-	44	186	38	-	1
1929	324	-	-	-	26	235	51	-	12
1930	412	-	-	-	13	288	105	-	6
1931	355	-	-	-	1	250	96	2	6
1932	384	-	-	-	1	253	117	7	6
1933	368	-	-	-	-	169	179	19	1
1934	356	-	-	-	-	90	202	63	1
1935	335	-	-	-	-	31	202	102	-
1936	270	-	-	-	-	4	148	118	-
1937	173	-	-	-	-	1	62	110	-
1938	123	-	-	-	-	-	14	109	-
1939	68	-	-	-	-	-	1	67	-
1940	29	-	-	-	-	-	-	29	-
1941	3	-	-	-	-	-	-	3	-
1942	1	-	-	-	-	-	-	1	-
Unknown	5	-	-	-	-	1	3	-	1

Source: Statistics and Reports Division, Directorate of Data Systems and Statistics, Comptroller of the Air Force

TABLE 205 — AIR NATIONAL GUARD AIRMEN BY GRADE, BY YEAR OF BIRTH, UNITED STATES AND POSSESSION OF PUERTO RICO — 30 JUN 1962

YEAR OF BIRTH	TOTAL	CHIEF MASTER SERGEANT	SENIOR MASTER SERGEANT	MASTER SERGEANT	TECHNICAL SERGEANT	STAFF SERGEANT	AIRMAN FIRST CLASS	AIRMAN SECOND CLASS	AIRMAN THIRD CLASS	AIRMAN BASIC
TOTAL	44,069	270	664	2,578	3,060	7,243	6,634	14,114	7,343	2,163
1900	1	-	-	1	-	-	-	-	-	-
1901	4	-	-	2	-	2	-	-	-	-
1902	5	-	1	2	1	-	1	-	-	-
1903	4	1	1	2	-	-	-	-	-	-
1904	5	1	1	2	1	-	-	-	-	-
1905	5	-	-	5	-	-	-	-	-	-
1906	10	-	1	6	2	1	-	-	-	-
1907	18	2	2	6	6	1	1	-	-	-
1908	18	1	1	11	4	1	-	-	-	-
1909	19	2	1	8	3	5	-	-	-	-
1910	16	-	1	5	4	5	-	1	-	-
1911	43	3	5	20	4	11	-	-	-	-
1912	57	1	4	22	10	20	-	-	-	-
1913	49	8	10	16	10	5	-	-	-	-
1914	93	4	9	47	18	14	1	-	-	-
1915	116	6	15	51	22	17	4	1	-	-
1916	102	8	12	41	18	20	3	-	-	-
1917	167	8	30	73	31	21	3	1	-	-
1918	215	19	38	69	54	31	4	-	-	-
1919	260	21	45	92	43	52	6	1	-	-
1920	323	29	52	116	57	61	7	1	-	-
1921	315	16	47	118	67	57	6	4	-	-
1922	337	15	42	133	74	61	9	3	-	-
1923	346	28	33	115	68	88	9	4	1	-
1924	350	21	38	108	83	76	18	5	1	-
1925	300	9	31	96	64	78	11	11	-	-
1926	319	13	25	88	76	94	15	8	-	-
1927	355	8	22	102	86	95	32	7	3	-
1928	532	9	41	157	154	127	33	9	1	1
1929	689	14	42	192	210	176	44	10	-	1
1930	843	8	42	238	255	242	37	20	1	-
1931	890	8	37	213	277	295	46	10	4	-
1932	796	5	24	142	224	306	71	23	1	-
1933	768	1	10	69	176	316	129	61	6	-
1934	1,403	-	1	72	231	499	276	284	38	2
1935	3,482	-	-	81	300	985	870	1,092	152	2
1936	5,369	-	-	42	227	1,305	1,273	2,076	430	16
1937	6,161	-	-	9	150	1,045	1,141	2,731	1,003	82
1938	6,209	-	-	3	42	711	986	2,539	1,686	242
1939	5,683	-	-	-	6	336	904	2,131	1,684	622
1940	3,512	-	-	-	1	74	479	1,480	896	582
1941	1,966	-	-	1	-	7	177	932	632	217
1942	1,236	-	-	-	-	-	33	542	500	161
1943	526	-	-	-	-	-	1	116	272	137
1944	112	-	-	-	-	-	-	6	29	77
1945	10	-	-	-	-	-	-	-	-	10
Unknown	30	1	-	2	1	3	4	5	3	11

Source: Statistics and Reports Division, Directorate of Data Systems and Statistics, Comptroller of the Air Force

TABLE 206 — AUTHORIZED AND ASSIGNED AIR NATIONAL GUARD PERSONNEL IN FEDERALLY RECOGNIZED UNITS BY STATE AND THE US POSSESSION OF PUERTO RICO — 30 JUN 1962

STATES AND US POSSESSIONS	FEDERALLY RECOGNIZED UNITS	AUTHORIZED STRENGTH				ASSIGNED STRENGTH			
		Total	Officer	Warrant Officer	Airman	Total	Officer	Warrant Officer	Airman
TOTAL	461	64,576	8,521	39	56,016	50,319	6,052	226	44,041
UNITED STATES - TOTAL	452	63,364	8,379	39	54,946	49,398	5,944	225	43,229
Alabama	5	960	70	-	890	814	54	5	755
Alaska	2	278	49	-	229	249	36	-	213
Arizona	7	967	114	-	853	687	84	2	601
Arkansas	9	1,121	143	-	978	924	110	3	811
California	29	4,001	422	2	3,577	3,166	319	21	2,826
Colorado	14	834	118	2	714	587	90	9	488
Connecticut	7	964	111	1	852	784	94	6	684
Delaware	6	784	153	1	630	552	63	2	487
District of Columbia	2	233	22	2	209	214	14	1	199
Florida	7	998	106	-	892	781	83	4	694
Georgia	20	2,877	442	1	2,434	2,262	266	13	1,983
Hawaii	11	1,621	186	-	1,435	1,052	128	1	923
Idaho	7	912	106	-	806	698	82	3	613
Illinois	8	1,194	159	1	1,034	1,095	107	3	985
Indiana	2	82	13	-	69	98	16	1	81
Iowa	10	1,965	271	-	1,694	1,475	188	9	1,278
Kansas	4	1,271	153	1	1,117	1,034	114	3	917
Kentucky	9	968	135	1	832	863	113	1	749
Louisiana	10	1,228	123	-	1,105	886	92	4	790
Maine	10	1,427	190	-	1,237	960	134	-	826
Maryland	7	1,089	145	1	943	1,005	128	2	875
Massachusetts	5	565	60	3	502	447	40	2	405
Michigan	16	1,932	274	2	1,656	1,573	221	3	1,349
Minnesota	8	1,050	143	1	906	734	98	1	635
Mississippi	3	824	117	-	707	611	72	2	537
Missouri	12	1,618	243	-	1,375	1,252	140	6	1,106
Montana	7	983	137	-	846	771	109	2	660
Nebraska	7	911	103	1	807	729	87	2	640
Nevada	2	580	92	1	487	456	53	6	397
New Hampshire	1	13	6	1	6	11	8	-	3
New Jersey	3	741	113	-	628	509	63	3	443
New Mexico	7	951	104	1	846	622	70	1	551
New York	20	2,105	303	1	1,801	1,759	233	6	1,520
North Carolina	8	1,069	153	-	916	937	124	-	813
North Dakota	7	985	137	1	847	783	113	1	669
Ohio	7	1,031	145	-	886	686	77	2	607
Oklahoma	11	1,391	242	1	1,148	1,079	140	4	935
Oregon	10	1,471	168	1	1,302	1,172	138	17	1,017
Pennsylvania	21	3,899	534	-	3,365	2,898	334	13	2,551
Rhode Island	5	551	84	-	467	484	72	4	408
South Carolina	2	111	13	1	97	113	9	-	104
South Dakota	7	997	106	-	891	809	77	6	726
Tennessee	19	2,218	362	-	1,856	1,750	239	11	1,500
Texas	26	3,504	371	8	3,125	2,712	283	6	2,423

TABLE 206 — AUTHORIZED AND ASSIGNED AIR NATIONAL GUARD PERSONNEL IN FEDERALLY RECOGNIZED UNITS BY STATE AND THE US POSSESSION OF PUERTO RICO — 30 JUN 1962 (CONTINUED)

STATES AND US POSSESSIONS	FEDERALLY RECOGNIZED UNITS	AUTHORIZED STRENGTH				ASSIGNED STRENGTH			
		Total	Officer	Warrant Officer	Airman	Total	Officer	Warrant Officer	Airman
Utah	7	1,048	161	-	887	893	118	11	764
Vermont	7	984	138	-	846	698	103	-	595
Virginia	1	12	7	-	5	18	5	-	13
Washington	15	1,987	235	3	1,749	1,474	175	7	1,292
West Virginia	7	1,275	188	-	1,087	1,011	138	5	868
Wisconsin	13	2,077	304	-	1,773	1,752	235	8	1,509
Wyoming	2	707	105	-	602	469	55	3	411
US POSSESSIONS - TOTAL	9	1,212	142	-	1,070	921	108	1	812
Puerto Rico	9	1,212	142	-	1,070	921	108	1	812

Source: Statistics and Reports Division, Directorate of Data Systems and Statistics, Comptroller of the Air Force

TABLE 207 — AIR NATIONAL GUARD TRAINING BY TYPE, UNITED STATES AND POSSESSIONS, BY QUARTER— FY 1962

TYPE OF TRAINING	NUMBER COMPLETING TRAINING				
	Total	First Quarter	Second Quarter	Third Quarter	Fourth Quarter
FIELD TRAINING - TOTAL	55,912	44,550	3,615	5,293	2,454
Officer	5,434	4,150	480	425	379
Airman	50,478	40,400	3,135	4,868	2,075
NAVIGATOR TRAINING - TOTAL	28	8	5	5	10
Officer	21	8	4	2	7
Cadet	7	-	1	3	3
PILOT TRAINING - TOTAL	51	16	1	6	28
Officer	45	10	1	6	28
Cadet	6	6	-	-	-
TECHNICAL TRAINING - TOTAL	1,226	440	241	178	367
Officer	611	222	109	82	198
Airman	615	218	132	96	169

Source: Statistics and Reports Division, Directorate of Data Systems and Statistics, Comptroller of the Air Force

TABLE 208 – FUNCTIONAL DISTRIBUTION OF AIR NATIONAL GUARD AIRCRAFT BY TYPE AND MODEL, WORLD–WIDE – 30 JUN 1962

(IRAN - Inspection and Repair As Necessary)

TYPE, MODEL OF AIRCRAFT	TOTAL AIR-CRAFT	ACTIVE									TOTAL IN-ACTIVE
		Total (Active Air-craft)	Operating Active					Non-operating Active			
			Total (Opera-ting Active)	Tactical and Combat Support	Training	Opera-tional Support	Admin-istra-tive	Total (Non-Opera-ting Active)	Mainte-nance, Modifi-cation, and IRAN		
TOTAL	1,216	1,198	1,103	1,060	20	17	6	95	95		18
BOMBER - TOTAL	4	4	3	3	-	-	-	1	1		-
B-57	4	4	3	3	-	-	-	1	1		-
TANKER - TOTAL	64	64	64	64	-	-	-	-	-		-
KC-97	64	64	64	64	-	-	-	-	-		-
FIGHTER - TOTAL	671	657	612	600	12	-	-	45	45		14
F-102A	111	111	101	101	-	-	-	10	10		-
TF-102A	11	11	8	8	-	-	-	3	3		-
F-100A	67	67	57	45	12	-	-	10	10		-
F-100C	43	43	35	35	-	-	-	8	8		-
F-100F	7	7	7	7	-	-	-	-	-		-
F-89	245	245	240	240	-	-	-	5	5		-
F-86H	76	65	61	61	-	-	-	4	4		11
F-86L	111	108	103	103	-	-	-	5	5		3
RECONNAISSANCE - TOTAL	114	113	111	101	-	10	-	2	2		1
RF-84F	54	53	53	43	-	10	-	-	-		1
RB-57	60	60	58	58	-	-	-	2	2		-
SEARCH AND RESCUE - TOTAL	41	41	39	39	-	-	-	2	2		-
SA-16	41	41	39	39	-	-	-	2	2		-
CARGO - TOTAL	178	178	139	133	-	1	5	39	39		-
VT-29	1	1	1	-	-	-	1	-	-		-
C-123	9	9	9	9	-	-	-	-	-		-
C-121	2	2	2	2	-	-	-	-	-		-
C-119	88	88	71	71	-	-	-	17	17		-
C-97	10	10	10	10	-	-	-	-	-		-
VC-47	14	14	9	8	-	-	1	5	5		-
C-47	52	52	35	33	-	1	1	17	17		-
VB-26	2	2	2	-	-	-	2	-	-		-
TRAINER - TOTAL	144	141	135	120	8	6	1	6	6		3
T-33	143	140	134	120	8	6	-	6	6		3
TB-26	1	1	1	-	-	-	1	-	-		-

Source: Statistics and Reports Division, Directorate of Data Systems and Statistics, Comptroller of the Air Force.

TABLE 209 — AGE (IN MONTHS) DISTRIBUTION OF AIR NATIONAL GUARD AIRCRAFT BY TYPE, MODEL, AND SELECTED SERIES, WORLD-WIDE — 30 JUN 1962

(Table below is a new table)

TYPE AND MODEL	AVERAGE AGE IN MONTHS	TOTAL AIRCRAFT	AGE IN MONTHS									
			0 thru 12	13 thru 24	25 thru 36	37 thru 48	49 thru 60	61 thru 72	73 thru 84	85 thru 96	97 thru 108	109 and Older
TOTAL	98.1	1,216	-	-	-	2	86	56	223	446	142	261
BOMBER - TOTAL	86.3	4	-	-	-	-	-	-	1	3	-	-
B-57B		4	-	-	-	-	-	-	1	3	-	-
TANKER - TOTAL	115.1	64	-	-	-	-	-	-	-	-	-	64
KC-97F		64	-	-	-	-	-	-	-	-	-	64
FIGHTER - TOTAL	81.8	671	-	-	-	2	78	50	163	352	24	2
F-86D		1	-	-	-	-	-	-	-	-	1	-
F-86H		76	-	-	-	-	-	-	13	63	-	-
F-86L		110	-	-	-	-	-	-	35	70	3	2
F-89		245	-	-	-	-	-	-	64	168	13	-
F-100A		62	-	-	-	-	-	-	6	49	7	-
F-100C		47	-	-	-	-	-	-	45	2	-	-
F-100F		8	-	-	-	2	6	-	-	-	-	-
F-102A		111	-	-	-	-	63	48	-	-	-	-
TF-102A		11	-	-	-	-	9	2	-	-	-	-
RECONNAISSANCE - TOTAL	88.3	114	-	-	-	-	-	6	26	57	25	-
RB-57		60	-	-	-	-	-	3	3	30	24	-
RF-84F		53	-	-	-	-	-	3	22	27	1	-
RF-84K		1	-	-	-	-	-	-	1	-	-	-
SEARCH AND RESCUE - TOTAL	120.9	41	-	-	-	-	-	-	-	-	3	38
SA-16		41	-	-	-	-	-	-	-	-	3	38
CARGO - TOTAL	155.6	178	-	-	-	-	8	-	3	5	18	144
C-47		52	-	-	-	-	-	-	-	-	-	52
VC-47		14	-	-	-	-	-	-	-	-	-	14
C-97		10	-	-	-	-	-	-	-	-	-	10
C-119		88	-	-	-	-	-	-	-	5	18	65
C-121		2	-	-	-	-	-	-	2	-	-	-
C-123		9	-	-	-	-	8	-	1	-	-	-
VB-26		2	-	-	-	-	-	-	-	-	-	2
VT-29E		1	-	-	-	-	-	-	-	-	-	1
TRAINER - TOTAL	98.0	144	-	-	-	-	-	-	30	29	72	13
T-33A		143	-	-	-	-	-	-	30	29	72	12
TB-26		1	-	-	-	-	-	-	-	-	-	1

Source: Statistics and Reports Division, Directorate of Data Systems and Statistics, Comptroller of the Air Force.

[redacted]

TABLE 210 — HOURS FLOWN BY AIR NATIONAL GUARD AIRCRAFT, BY TYPE AND MODEL AIRCRAFT, WORLD-WIDE, BY QUARTER — FY 1962

TYPE AND MODEL	TOTAL	FIRST QUARTER	SECOND QUARTER	THIRD QUARTER	FOURTH QUARTER
TOTAL	330,455	124,147	68,364	62,522	75,422
BOMBER - TOTAL	5,410	1,534	1,015	1,381	1,480
B/RB-57B	5,382	1,534	1,015	1,353	1,480
B/TB-57C	28	-	-	28	-
TANKER - TOTAL	16,544	2,511	3,145	4,021	6,867
KC-97F	16,544	2,511	3,145	4,021	6,867
FIGHTER - TOTAL	163,863	63,630	33,781	30,609	35,843
F-104	3,568	2,698	870	-	-
F/TF-102	26,420	6,876	5,873	5,851	7,820
F-100	25,260	8,298	5,556	5,076	6,330
F-89	45,757	11,906	11,397	10,399	12,055
F-86L	30,696	9,380	7,516	6,710	7,090
F-86 (Other)	15,697	8,007	2,569	2,573	2,548
F-84	16,465	16,465	-	-	-
RECONNAISSANCE - TOTAL	23,658	11,732	3,604	3,931	4,391
RB-57	10,157	3,130	1,977	2,446	2,604
RF-84	13,501	8,602	1,627	1,485	1,787
SEARCH AND RESCUE - TOTAL	11,748	3,815	2,486	2,494	2,953
SA-16	11,748	3,815	2,486	2,494	2,953
CARGO - TOTAL	68,048	26,455	15,894	11,589	14,110
C-123	2,628	430	721	777	700
C-121	123	-	-	-	123
C-119	25,552	7,516	6,201	5,322	6,513
C-97	6,869	6,650	117	67	35
VC-53	326	167	106	53	-
VC-47	6,118	2,247	2,022	664	1,185
C-47	25,138	9,166	6,451	4,346	5,175
VB-26	749	142	177	214	216
VT-29E	545	137	99	146	163
TRAINER - TOTAL	41,184	14,470	8,439	8,497	9,778
T-33	40,869	14,408	8,396	8,398	9,667
TB-26	315	62	43	99	111

Source: Statistics and Reports Division, Directorate of Data Systems and Statistics, Comptroller of the Air Force.

TABLE 211 — AIR FORCE RESERVE OFFICER TRAINING CORPS (AFROTC) CADET ENROLLMENT, BY INSTITUTION, BY YEAR OF COURSE, BY STATE OR US POSSESSION — FY 1962

INSTITUTION BY STATE OR US POSSESSION	TOTAL	BASIC			ADVANCED		
		Total	First Year	Second Year	Total	First Year	Second Year
	AS OF 31 OCTOBER 1961						
TOTAL	108,478	99,924	62,857	37,067	8,554	4,173	4,381
UNITED STATES - TOTAL	108,059	99,528	62,558	36,970	8,531	4,160	4,371
ALABAMA - TOTAL	3,193	3,038	1,895	1,143	155	94	61
Auburn University	1,510	1,455	927	528	55	39	16
Alabama, University of	1,340	1,281	779	502	59	33	26
Tuskegee Institute	343	302	189	113	41	22	19
ARIZONA - TOTAL	2,623	2,526	1,502	1,024	97	47	50
Arizona, University of	1,470	1,411	814	597	59	29	30
Arizona State University	1,153	1,115	688	427	38	18	20
ARKANSAS - TOTAL	905	857	523	334	48	27	21
Arkansas University	905	857	523	334	48	27	21
CALIFORNIA - TOTAL	4,440	4,078	2,440	1,638	362	186	176
Fresno State College	179	152	101	51	27	15	12
Loyola University of Los Angeles	608	565	321	244	43	15	28
San Jose State College	257	202	146	56	55	28	27
Stanford University	124	99	70	29	25	13	12
California, University of	1,095	1,045	642	403	50	20	30
Southern California, University of	117	104	73	31	13	10	3
California Institute of Technology	77	70	50	20	7	1	6
Occidental College	61	41	31	10	20	14	6
San Diego State College	334	289	218	71	45	28	17
San Francisco State College	168	148	98	50	20	13	7
University of California at Berkeley	1,420	1,363	690	673	57	29	28
COLORADO - TOTAL	1,902	1,752	1,070	682	150	62	88
Colorado State University	997	925	531	394	72	36	36
Colorado State College	625	586	362	224	39	9	30
Colorado, University of	280	241	177	64	39	17	22
CONNECTICUT - TOTAL	1,199	1,099	637	462	100	57	43
Trinity College	139	112	55	57	27	17	10
Connecticut, University of	1,060	987	582	405	73	40	33
DISTRICT OF COLUMBIA - TOTAL	1,321	1,200	685	515	121	60	61
Georgetown University	234	210	93	117	24	13	11
Howard University	538	502	302	200	36	18	18
Catholic University of America	362	332	188	144	30	18	12
George Washington University	187	156	102	54	31	11	20
FLORIDA - TOTAL	3,577	3,411	2,120	1,291	166	81	85
Florida State University	990	941	508	433	49	24	25
Florida, University of	2,138	2,075	1,319	756	63	28	35
Miami, University of	449	395	293	102	54	29	25
GEORGIA - TOTAL	2,065	1,876	1,090	786	189	79	110
Georgia, University of	805	755	454	301	50	27	23
Georgia Institute of Technology	1,074	954	518	436	120	43	77
Emory University	186	167	118	49	19	9	10
HAWAII - TOTAL	951	895	566	329	56	21	35
Hawaii, University of	951	895	566	329	56	21	35
IDAHO - TOTAL	501	463	304	159	38	16	22
Idaho, University of	501	463	304	159	38	16	22

TABLE 211 — AIR FORCE RESERVE OFFICER TRAINING CORPS (AFROTC) CADET ENROLLMENT BY INSTITUTION, BY YEAR OF COURSE, BY STATE OR US POSSESSION — FY 1962 (CONTINUED)

INSTITUTION BY STATE OR US POSSESSION	TOTAL	BASIC			ADVANCED		
		Total	First Year	Second Year	Total	First Year	Second Year
	AS OF OCTOBER 1961 (Continued)						
ILLINOIS - TOTAL	5,338	5,038	3,014	2,024	300	147	153
Bradley University	402	362	257	105	40	21	19
Illinois, University of	2,698	2,552	1,643	909	146	72	74
Illinois Institute of Technology	129	108	75	33	21	12	9
Southern Illinois University	2,109	2,016	1,039	977	93	42	51
INDIANA - TOTAL	5,175	4,778	2,922	1,856	397	180	217
Butler University	170	149	95	54	21	10	11
Indiana, University of	1,195	1,147	653	494	48	19	29
Purdue University	2,564	2,423	1,370	1,053	141	59	82
Notre Dame, University of	266	170	118	52	96	50	46
Ball State Teachers College	597	552	476	76	45	22	23
Depauw University	145	128	68	60	17	6	11
Evansville College	238	209	142	67	29	14	15
IOWA - TOTAL	2,986	2,821	1,976	845	165	72	93
Coe College	270	239	154	85	31	19	12
Iowa State, University of Sc & Tech.	1,443	1,393	818	575	50	24	26
Iowa State University & Grinnell College	762	699	600	99	63	23	40
Drake University	511	490	404	86	21	6	15
KANSAS - TOTAL	1,535	1,376	956	420	159	72	87
Kansas State University	834	790	520	270	44	19	25
Wichita, University of	265	243	178	65	22	10	12
Kansas, University of	245	184	145	39	61	23	38
Washburn University of Topeka	191	159	113	46	32	20	12
KENTUCKY - TOTAL	1,317	1,175	804	371	142	55	87
Kentucky, University of	1,127	1,040	709	331	87	34	53
Louisville, University of	190	135	95	40	55	21	34
LOUISIANA - TOTAL	2,415	2,176	1,335	841	239	128	111
Louisiana Polytechnic Institute	407	348	237	111	59	37	22
Louisiana State University and A&M	1,353	1,253	730	523	100	45	55
Southwestern Louisiana Institute	438	393	272	121	45	25	20
Tulane University	217	182	96	86	35	21	14
MAINE - TOTAL	104	82	57	25	22	12	10
Colby College	104	82	57	25	22	12	10
MARYLAND - TOTAL	4,731	4,632	2,770	1,862	99	56	43
Maryland, University of	4,731	4,632	2,770	1,862	99	56	43
MASSACHUSETTS - TOTAL	2,385	2,160	1,419	741	225	115	110
College of Holy Cross	171	133	99	34	38	21	17
Lowell Technological Institute	672	639	388	251	33	16	17
Tufts University	171	129	95	34	42	22	20
Boston University	231	195	142	53	36	21	15
Harvard University	64	51	34	17	13	6	7
Massachusetts Institute of Technology	81	68	48	20	13	4	9
Massachusetts, University of	995	945	613	332	50	25	25
MICHIGAN - TOTAL	2,956	2,697	1,737	960	259	116	143
Michigan State University	1,986	1,904	1,217	687	82	37	45
Detroit, University of	467	400	227	173	67	28	39
Michigan, University of	259	192	147	45	67	29	38
Michigan College of M&T	244	201	146	55	43	22	21

TABLE 211 — AIR FORCE RESERVE OFFICER TRAINING CORPS (AFROTC) CADET ENROLLMENT BY INSTITUTION, BY YEAR OF COURSE, BY STATE OR US POSSESSION — FY 1962 (CONTINUED)

INSTITUTION BY STATE OR US POSSESSION	TOTAL	BASIC			ADVANCED		
		Total	First Year	Second Year	Total	First Year	Second Year
	AS OF 31 OCTOBER 1961 (Continued)						
MINNESOTA - TOTAL	1,194	1,088	867	221	106	50	56
St Olaf College	141	134	116	18	7	4	3
St Thomas, College of	584	555	483	72	29	12	17
Minnesota, University of (Minneapolis)	319	271	184	87	48	21	27
Minnesota, University of (Duluth)	150	128	84	44	22	13	9
MISSISSIPPI - TOTAL	1,404	1,307	837	470	97	52	45
Mississippi State University	763	706	446	260	57	29	28
Mississippi, University of	641	601	391	210	40	23	17
MISSOURI - TOTAL	2,957	2,775	1,659	1,116	182	70	112
St Louis University	1,476	1,400	774	626	76	24	52
Missouri, University of	1,309	1,232	804	428	77	37	40
Washington University of Missouri	172	143	81	62	29	9	20
MONTANA - TOTAL	1,180	1,093	606	487	87	42	45
Montana State College	632	571	353	218	61	25	36
Montana State University	548	522	253	269	26	17	9
NEBRASKA - TOTAL	1,514	1,428	861	567	86	43	43
Nebraska, University of	1,049	988	520	468	61	26	35
Omaha, University of	465	440	341	99	25	17	8
NEW HAMPSHIRE - TOTAL	760	680	377	303	80	33	47
New Hampshire, University of	642	574	304	270	68	30	38
Dartmouth College	118	106	73	33	12	3	9
NEW JERSEY - TOTAL	1,502	1,274	856	418	228	106	122
Rutgers University	669	558	366	192	111	50	61
Newark College of Engineering	591	510	348	162	81	39	42
Stevens Institute of Technology	179	160	112	48	19	6	13
Princeton University	63	46	30	16	17	11	6
NEW MEXICO - TOTAL	778	733	501	232	45	28	17
New Mexico State University	572	546	371	175	26	17	9
New Mexico, University of	206	187	130	57	19	11	8
NEW YORK - TOTAL	4,812	4,287	2,986	1,301	525	257	268
Colgate University	93	71	52	19	22	10	12
Cornell University	239	190	144	46	49	22	27
Fordham University	217	173	132	41	44	20	24
New York University	310	254	162	92	56	32	24
Syracuse University	397	345	258	87	52	23	29
Union College	206	175	126	49	31	14	17
Rensselaer Polytechnic Institute	245	222	171	51	23	11	12
Brooklyn College	103	82	51	31	21	11	10
Manhattan College	824	715	492	223	109	56	53
Hobart College	580	538	292	246	42	22	20
University of Buffalo	1,484	1,436	1,042	394	48	25	23
University of Rochester	114	86	64	22	28	11	17
NORTH CAROLINA - TOTAL	2,527	2,239	1,403	836	288	157	131
Duke University	134	103	86	17	31	14	17
North Carolina, University of	221	162	110	52	59	34	25
North Carolina College of A and E	1,411	1,274	683	591	137	80	57
East Carolina College	274	248	213	35	26	11	15
North Carolina College of A and T	487	452	311	141	35	18	17

TABLE 211 — AIR FORCE RESERVE OFFICER TRAINING CORPS (AFROTC) CADET ENROLLMENT BY INSTITUTION, BY YEAR OF COURSE, BY STATE OR US POSSESSION — FY 1962 (CONTINUED)

INSTITUTION BY STATE OR US POSSESSION	TOTAL	BASIC			ADVANCED		
		Total	First Year	Second Year	Total	First Year	Second Year
	AS OF 31 OCTOBER 1961 (Continued)						
NORTH DAKOTA - TOTAL	1,119	1,046	646	400	73	36	37
North Dakota, University of	521	493	296	197	28	7	21
North Dakota State University	598	553	350	203	45	29	16
OHIO - TOTAL	5,437	4,957	3,116	1,841	480	244	236
Bowling Green State University	312	284	210	74	28	11	17
Case Institute of Technology	182	160	137	23	22	9	13
Kent State University	269	231	164	67	38	24	14
Miami University (Ohio)	184	148	113	35	36	17	19
Ohio State University	2,393	2,302	1,310	992	91	48	43
Ohio University	463	418	294	124	45	22	23
Ohio Wesleyan University	628	500	333	167	128	65	63
Akron, University of	615	562	286	276	53	25	28
Cincinnati, University of	391	352	269	83	39	23	16
OKLAHOMA - TOTAL	4,343	4,054	2,525	1,529	289	157	132
Oklahoma State University	2,581	2,446	1,480	966	135	78	57
Oklahoma, University	1,480	1,375	871	504	105	54	51
Tulsa, University of	282	233	174	59	49	25	24
OREGON - TOTAL	2,324	2,171	1,249	922	153	69	84
Oregon State University	908	854	552	302	54	20	34
Oregon, University of	744	712	418	294	32	16	16
Portland, University of	440	404	233	171	36	17	19
Willamette University	232	201	46	155	31	16	15
PENNSYLVANIA - TOTAL	5,023	4,616	2,874	1,742	407	199	208
Duquesne University	290	269	181	88	21	11	10
Gettysburg College	248	226	145	81	22	16	6
Lehigh University	252	229	174	55	23	10	13
Penn State University	2,204	2,095	1,154	941	109	45	64
Pittsburgh, University of	271	246	188	58	25	12	13
Allegheny College	480	407	230	177	73	37	36
Franklin and Marshall College	92	61	46	15	31	13	18
Grove City College	640	591	343	248	49	28	21
St Joseph's College	546	492	413	79	54	27	27
RHODE ISLAND - TOTAL	75	64	43	21	11	4	7
Brown University	75	64	43	21	11	4	7
SOUTH CAROLINA - TOTAL	2,133	1,830	1,010	820	303	167	136
The Citadel	573	444	260	184	129	73	56
Clemson Agricultural College	755	666	300	366	89	48	41
South Carolina, University of	805	720	450	270	85	46	39
SOUTH DAKOTA - TOTAL	578	528	326	202	50	29	21
South Dakota State College	578	528	326	202	50	29	21
TENNESSEE - TOTAL	3,712	3,557	2,524	1,033	155	76	79
Memphis State University	1,411	1,377	914	463	34	11	23
Tennessee A and I State University	1,174	1,132	846	286	42	20	22
South, University of the	151	134	97	37	17	12	5
Tennessee, University of	976	914	667	247	62	33	29
TEXAS - TOTAL	3,863	3,317	2,126	1,191	546	261	285
Texas A and M College	1,534	1,322	765	557	212	98	114
Baylor University	235	207	122	85	28	11	17
Southern Methodist University	182	153	118	35	29	16	13
Texas Technological College	697	619	434	185	78	31	47
Texas, University of	300	241	160	81	59	28	31
East Texas State College	165	144	103	41	21	9	12

TABLE 211 — AIR FORCE RESERVE OFFICER TRAINING CORPS (AFROTC) CADET ENROLLMENT BY INSTITUTION, BY YEAR OF COURSE, BY STATE OR US POSSESSION — FY 1962 (CONTINUED)

INSTITUTION BY STATE OR US POSSESSION	TOTAL	BASIC			ADVANCED		
		Total	First Year	Second Year	Total	First Year	Second Year
	AS OF 31 OCTOBER 1961 (Continued)						
TEXAS (Continued)							
North Texas State University	382	332	251	81	50	27	23
Southwest Texas State College	170	137	70	67	33	20	13
Texas Christian University	198	162	103	59	36	21	15
UTAH - TOTAL	917	773	621	152	144	78	66
Utah, University of	135	106	73	33	29	17	12
Brigham Young University	395	325	268	57	70	42	28
Utah State University	387	342	280	62	45	19	26
VERMONT - TOTAL	552	508	281	227	44	27	17
St Michael's College	552	508	281	227	44	27	17
Vermont, University of	-	-	-	-	-	-	-
VIRGINIA - TOTAL	1,316	1,061	675	386	255	105	150
Virginia Polytechnic Institute	912	767	470	297	145	63	82
Virginia Military Institute	216	135	87	48	81	31	50
Virginia, University of	188	159	118	41	29	11	18
WASHINGTON - TOTAL	3,910	3,711	2,271	1,440	199	88	111
Central Washington State College	493	461	335	126	32	18	14
Puget Sound, University of	135	110	66	44	25	10	15
Washington State University	928	881	556	325	47	18	29
Washington, University of	2,354	2,259	1,314	945	95	42	53
WEST VIRGINIA - TOTAL	1,135	1,075	607	468	60	28	32
West Virginia University	900	859	474	385	41	19	22
Davis and Elkins College	235	216	133	83	19	9	10
WISCONSIN - TOTAL	829	725	560	165	104	52	52
Wisconsin, University of	435	366	258	108	69	38	31
Wisconsin State College	298	280	247	33	18	8	10
Lawrence College	96	79	55	24	17	6	11
WYOMING - TOTAL	546	501	329	172	45	19	26
Wyoming, University of	546	501	329	172	45	19	26
US POSSESSION - TOTAL	419	396	299	97	23	13	10
PUERTO RICO - TOTAL	419	396	299	97	23	13	10
Puerto Rico, University of	419	396	299	97	23	13	10
	AS OF 31 MAY 1962						
TOTAL	89,814	81,962	50,251	31,711	7,852	4,249	3,603
UNITED STATES - TOTAL	89,551	81,718	50,086	31,632	7,833	4,234	3,599
ALABAMA - TOTAL	2,582	2,430	1,472	958	152	97	55
Auburn University	1,127	1,060	645	415	67	49	18
Alabama, University of	1,160	1,104	663	441	56	31	25
Tuskegee Institute	295	266	164	102	29	17	12
ARIZONA - TOTAL	2,277	2,182	1,317	865	95	54	41
Arizona, University of	1,321	1,258	730	528	63	37	26
Arizona State University	956	924	587	337	32	17	15

TABLE 211 – AIR FORCE RESERVE OFFICER TRAINING CORPS (AFROTC) CADET ENROLLMENT BY INSTITUTION, BY YEAR OF COURSE, BY STATE OR US POSSESSION – FY 1962 (CONTINUED)

INSTITUTION BY STATE OR US POSSESSION	TOTAL	BASIC			ADVANCED		
		Total	First Year	Second Year	Total	First Year	Second Year
	AS OF 31 MAY 1962 (Continued)						
ARKANSAS - TOTAL	763	717	435	282	46	26	20
Arkansas, University of	763	717	435	282	46	26	20
CALIFORNIA - TOTAL	3,782	3,441	2,094	1,347	341	176	165
Fresno State College	123	101	76	25	22	15	7
Loyola, University of	559	522	290	232	37	15	22
San Jose State College	170	115	83	32	55	31	24
Stanford University	111	86	50	36	25	12	13
University of California of Los Angeles	994	944	580	364	50	14	36
Southern California, University of	90	78	45	33	12	8	4
California Institute of Technology	51	43	27	16	8	1	7
Occidental College	45	28	19	9	17	12	5
San Diego State College	235	190	132	58	45	29	16
San Francisco State College	143	124	83	41	19	13	6
California, University of Berkeley	1,261	1,210	709	501	51	26	25
COLORADO - TOTAL	1,535	1,418	866	552	117	60	57
Colorado State University	837	777	454	323	60	32	28
Colorado State College	472	449	272	177	23	13	10
Colorado, University of	226	192	140	52	34	15	19
CONNECTICUT - TOTAL	1,025	942	538	404	83	45	38
Trinity College	127	102	47	55	25	15	10
Connecticut, University of	898	840	491	349	58	30	28
DISTRICT OF COLUMBIA - TOTAL	1,246	1,125	661	464	121	65	56
Georgetown University	210	187	84	103	23	12	11
Howard University	526	488	312	176	38	21	17
Catholic University of America	340	311	178	133	29	18	11
George Washington University	170	139	87	52	31	14	17
FLORIDA - TOTAL	2,769	2,616	1,530	1,086	153	78	75
Florida State University	885	835	467	368	50	25	25
Florida, University of	1,644	1,586	931	655	58	30	28
Miami, University of	240	195	132	63	45	23	22
GEORGIA - TOTAL	1,763	1,583	886	697	180	87	93
Georgia, University of	722	671	395	276	51	29	22
Georgia Institute of Technology	854	745	374	371	109	49	60
Emory University	187	167	117	50	20	9	11
HAWAII - TOTAL	842	796	482	314	46	23	23
Hawaii, University of	842	796	482	314	46	23	23
IDAHO - TOTAL	466	428	264	164	38	15	23
Idaho, University of	466	428	264	164	38	15	23
ILLINOIS - TOTAL	4,828	4,562	2,866	1,696	266	150	116
Bradley University	192	155	103	52	37	21	16
Illinois, University of	2,274	2,149	1,357	792	125	73	52
Illinois Institute of Technology	107	88	58	30	19	10	9
Southern Illinois University	2,255	2,170	1,348	822	85	46	39
INDIANA - TOTAL	4,193	3,813	2,286	1,527	380	181	199
Butler University	141	121	77	44	20	10	10
Indiana, University of	1,042	1,000	579	421	42	16	26
Purdue University	2,248	2,122	1,210	912	126	51	75
Notre Dame, University of	244	152	106	46	92	49	43
Ball State Teachers College	258	209	157	52	49	29	20
Depauw University	136	111	66	45	25	14	11

TABLE 211 — AIR FORCE RESERVE OFFICER TRAINING CORPS (AFROTC) CADET ENROLLMENT BY INSTITUTION, BY YEAR OF COURSE, BY STATE OR US POSSESSION — FY 1962 (CONTINUED)

INSTITUTION BY STATE OR US POSSESSION	TOTAL	BASIC			ADVANCED		
		Total	First Year	Second Year	Total	First Year	Second Year
	31 MAY 1962 (Continued)						
INDIANA (Continued)							
Evansville College	124	98	91	7	26	12	14
IOWA - TOTAL	2,288	2,127	1,269	858	161	97	64
Coe College	241	209	139	70	32	22	10
Iowa State University of Sc & Tech	1,255	1,226	553	673	29	21	8
Iowa State University & Grinnell College	556	499	433	66	57	23	34
Drake University	236	193	144	49	43	31	12
KANSAS - TOTAL	1,288	1,132	746	386	156	86	70
Kansas State University	765	718	450	268	47	31	16
Wichita, University of	207	182	133	49	25	14	11
Kansas, University of	185	130	95	35	55	27	28
Washburn University of Topeka	131	102	68	34	29	14	15
KENTUCKY - TOTAL	1,018	892	617	275	126	61	65
Kentucky, University of	914	848	585	263	66	28	38
Louisville, University of	104	44	32	12	60	33	27
LOUISIANA - TOTAL	1,913	1,718	1,010	708	195	138	57
Louisiana Polytechnic Institute	288	243	174	69	45	38	7
Louisiana State University and A&M	1,127	1,038	568	470	89	52	37
Southwestern Louisiana Institute	311	277	180	97	34	26	8
Tulane University	187	160	88	72	27	22	5
MAINE - TOTAL	108	83	59	24	25	15	10
Colby College	108	83	59	24	25	15	10
MARYLAND - TOTAL	4,043	3,932	2,373	1,559	111	60	51
Maryland, University of	4,043	3,932	2,373	1,559	111	60	51
MASSACHUSETTS - TOTAL	2,038	1,825	1,155	670	213	108	105
Holy Cross College	143	104	67	37	39	21	18
Lowell Tech Institute	621	590	357	233	31	17	14
Tufts University	144	104	79	25	40	21	19
Boston University	154	121	69	52	33	19	14
Harvard University	53	39	22	17	14	6	8
Massachusetts Institute of Technology	55	44	34	10	11	1	10
Massachusetts, University of	868	823	527	296	45	23	22
MICHIGAN - TOTAL	2,188	1,945	1,208	737	243	105	138
Michigan State University	1,472	1,399	876	523	73	35	38
Detroit, University of	381	317	169	148	64	20	44
Michigan, University of	184	117	85	32	67	31	36
Michigan College of M and T	151	112	78	34	39	19	20
MINNESOTA - TOTAL	964	841	671	170	123	70	53
St Olaf College	109	99	74	25	10	6	4
St Thomas, College of	527	490	425	65	37	23	14
Minnesota, University of (Minneapolis)	211	162	115	47	49	23	26
Minnesota, University of (Duluth)	117	90	57	33	27	18	9
MISSISSIPPI - TOTAL	1,267	1,191	742	449	76	51	25
Mississippi State University	685	646	402	244	39	29	10
Mississippi, University of	582	545	340	205	37	22	15
MISSOURI - TOTAL	2,713	2,503	1,501	1,002	210	115	95
St Louis University	1,417	1,304	763	541	113	69	44
Missouri, University of	1,159	1,091	683	408	68	36	32

686559 O - 63 - 27

TABLE 211 — AIR FORCE RESERVE OFFICER TRAINING CORPS (AFROTC) CADET ENROLLMENT BY INSTITUTION, BY YEAR OF COURSE, BY STATE OR US POSSESSION — FY 1962 (CONTINUED)

INSTITUTION BY STATE OR US POSSESSION	TOTAL	BASIC			ADVANCED		
		Total	First Year	Second Year	Total	First Year	Second Year
	31 MAY 1962 (Continued)						
MISSOURI (Continued)							
Washington University of Missouri	137	108	55	53	29	10	19
MONTANA - TOTAL	1,018	936	473	463	82	40	42
Montana State College	544	484	251	233	60	28	32
Montana State University	474	452	222	230	22	12	10
NEBRASKA - TOTAL	1,341	1,263	713	550	78	47	31
Nebraska, University of	998	949	481	468	49	26	23
Omaha, University of	343	314	232	82	29	21	8
NEW HAMPSHIRE - TOTAL	695	622	345	277	73	33	40
New Hampshire, University of	614	554	297	257	60	29	31
Dartmouth College	81	68	48	20	13	4	9
NEW JERSEY - TOTAL	1,171	947	589	358	224	107	117
Rutgers University	565	455	296	159	110	51	59
Newark College of Engineering	428	350	202	148	78	38	40
Stevens Institute of Technology	119	100	64	36	19	7	12
Princeton University	59	42	27	15	17	11	6
NEW MEXICO - TOTAL	598	553	344	209	45	31	14
New Mexico State University	466	437	274	163	29	19	10
New Mexico, University of	132	116	70	46	16	12	4
NEW YORK - TOTAL	4,000	3,499	2,492	1,007	501	245	256
Colgate University	119	97	81	16	22	9	13
Cornell University	173	122	89	33	51	24	27
Fordham University	139	94	58	36	45	20	25
New York University	255	206	124	82	49	29	20
Syracuse University	318	273	204	69	45	22	23
Union College	172	142	102	40	30	14	16
Rensselaer Polytechnic Institute	235	210	161	49	25	13	12
Brooklyn College	79	61	35	26	18	9	9
Manhattan College	650	543	427	116	107	53	54
Hobart College	523	483	262	221	40	20	20
Buffalo, University of	1,240	1,199	903	296	41	20	21
Rochester, University of	97	69	46	23	28	12	16
NORTH CAROLINA - TOTAL	2,104	1,858	1,154	704	246	139	107
Duke University	109	80	65	15	29	13	16
North Carolina, University of	177	120	75	45	57	34	23
North Carolina State College of A and T	1,229	1,114	629	485	115	65	50
East Carolina College	141	123	102	21	18	12	6
North Carolina College of A and T	448	421	283	138	27	15	12
NORTH DAKOTA - TOTAL	895	842	502	340	53	33	20
North Dakota State University	444	418	255	163	26	23	3
North Dakota, University of	451	424	247	177	27	10	17
OHIO - TOTAL	4,352	3,870	2,384	1,486	482	262	220
Bowling Green State University	258	231	164	67	27	10	17
Case Institute of Technology	98	77	59	18	21	9	12
Kent State University	168	128	100	28	40	26	14
Miami University (Ohio)	208	170	138	32	38	19	19
Ohio State University	1,922	1,832	1,049	783	90	56	34
Ohio University	372	331	224	107	41	24	17
Ohio Wesleyan University	515	382	243	139	133	70	63
Akron, University of	544	498	247	251	46	24	22
Cincinnati, University of	267	221	160	61	46	24	22

TABLE 211 — AIR FORCE RESERVE OFFICER TRAINING CORPS (AFROTC) CADET ENROLLMENT BY INSTITUTION, BY YEAR OF COURSE, BY STATE OR US POSSESSION — FY 1962 (CONTINUED)

INSTITUTION BY STATE OR US POSSESSION	TOTAL	BASIC			ADVANCED		
		Total	First Year	Second Year	Total	First Year	Second Year
	31 MAY 1962 (Continued)						
OKLAHOMA - TOTAL	3,445	3,227	1,936	1,291	218	143	75
Oklahoma State University	2,053	1,960	1,126	834	93	67	26
Oklahoma, University of	1,190	1,108	696	412	82	55	27
Tulsa, University of	202	159	114	45	43	21	22
OREGON - TOTAL	1,865	1,721	916	805	144	76	68
Oregon State University	734	682	405	277	52	20	32
Oregon, University of	517	485	265	220	32	17	15
Portland, University of	402	375	212	163	27	21	6
Willamette University	212	179	34	145	33	18	15
PENNSYLVANIA - TOTAL	4,255	3,860	2,326	1,534	395	203	192
Duquesne University	295	269	184	85	26	13	13
Gettysburg College	217	193	121	72	24	18	6
Lehigh University	150	132	90	42	18	8	10
Penn State University	2,031	1,932	1,108	824	99	45	54
Pittsburgh, University of	222	201	155	46	21	11	10
Allegheny College	437	361	208	153	76	39	37
Franklin and Marshall College	85	54	39	15	31	14	17
Grove City College	621	571	318	253	50	31	19
St Joseph's College	197	147	103	44	50	24	26
RHODE ISLAND - TOTAL	51	42	21	21	9	3	6
Brown University	51	42	21	21	9	3	6
SOUTH CAROLINA - TOTAL	1,895	1,562	854	708	333	195	138
The Citadel	545	394	230	164	151	87	64
Clemson Agricultural College	709	623	295	328	86	51	35
South Carolina, University of	641	545	329	216	96	57	39
SOUTH DAKOTA - TOTAL	482	440	244	196	42	23	19
South Dakota State College	482	440	244	196	42	23	19
TENNESSEE - TOTAL	3,156	3,037	2,046	991	119	60	59
Memphis State University	1,269	1,243	827	416	26	19	7
Tennessee A and I State University	1,053	1,026	711	315	27	1	26
South, University of the	126	113	77	36	13	9	4
Tennessee, University of	708	655	431	224	53	31	22
TEXAS - TOTAL	2,924	2,533	1,566	967	391	250	141
Texas A and M College	1,138	1,016	568	448	122	93	29
Baylor University	198	178	118	60	20	13	7
Southern Methodist University	157	130	95	35	27	14	13
Texas Technological College	559	496	323	173	63	36	27
Texas, University of	225	180	123	57	45	22	23
East Texas State College	93	80	58	22	13	8	5
North Texas State University	271	223	133	90	48	24	24
Southwest Texas State College	149	125	81	44	24	18	6
Texas Christian University	134	105	67	38	29	22	7
UTAH - TOTAL	606	481	379	102	125	76	49
Utah, University of	89	65	45	20	24	15	9
Brigham Young University	291	231	187	44	60	40	20
Utah State University	226	185	147	38	41	21	20
VERMONT - TOTAL	514	471	261	210	43	27	16
St Michael's College	514	471	261	210	43	27	16

TABLE 211 — AIR FORCE RESERVE OFFICER TRAINING CORPS (AFROTC) CADET ENROLLMENT BY INSTITUTION, BY YEAR OF COURSE, BY STATE OR US POSSESSION — FY 1962 (CONTINUED)

INSTITUTION BY STATE OR US POSSESSION	TOTAL	BASIC			ADVANCED		
		Total	First Year	Second Year	Total	First Year	Second Year
	31 MAY 1962 (Continued)						
VIRGINIA - TOTAL	1,130	878	520	358	252	111	141
Virginia Polytechnic Institute	770	631	347	284	139	70	69
Virginia Military Institute	205	120	80	40	85	29	56
Virginia, University of	155	127	93	34	28	12	16
WASHINGTON - TOTAL	3,105	2,944	1,756	1,188	161	80	81
Central Washington College	390	368	249	119	22	13	9
University of Puget Sound	99	75	46	29	24	7	17
Washington State University	861	821	502	319	40	19	21
Washington, University of	1,755	1,680	959	721	75	41	34
WEST VIRGINIA - TOTAL	1,011	961	557	404	50	23	27
West Virginia, University of	796	763	429	334	33	16	17
Davis and Elkins College	215	198	128	70	17	7	10
WISCONSIN - TOTAL	585	503	402	101	82	47	35
Wisconsin, University of	264	213	153	60	51	30	21
Wisconsin State College	252	238	219	19	14	10	4
Lawrence College	69	52	30	22	17	7	10
WYOMING - TOTAL	454	426	258	168	28	17	11
Wyoming, University of	454	426	258	168	28	17	11
US POSSESSION - TOTAL	263	244	165	79	19	15	4
PUERTO RICO - TOTAL	263	244	165	79	19	15	4
Puerto Rico, University of	263	244	165	79	19	15	4

Source: Statistics and Reports Division, Directorate of Data Systems and Statistics, Comptroller of the Air Force

TABLE 212 — AIR FORCE RESERVE OFFICER TRAINING CORPS (AFROTC) CADET ENROLLMENT BY CATEGORY, UNITED STATES, AND POSSESSIONS — AS OF OCT 1961 AND MAY 1962

(See Definitions preceding this section for meaning of abbreviations in captions)

COURSES AND MONTH OF ENROLLMENT	TOTAL	CATEGORY I-P	CATEGORY I-N	CATEGORY II	CATEGORY III	CATEGORY IV	CATEGORY V	CATEGORY UND
OCTOBER ENROLLMENT - TOTAL. . . .	108,478							
BASIC - TOTAL.	99,924							
Air Science I.	62,857							
Air Science II	37,067							
ADVANCE III AND IV - TOTAL	8,554	3,312	713	1,862	2,590	53	24	-
Air Science III.	4,173	1,641	363	852	1,287	29	1	-
Air Science IV	4,381	1,671	350	1,010	1,303	24	23	-
MAY ENROLLMENT - TOTAL.	89,814							
BASIC - TOTAL.	81,962							
Air Science I.	50,251							
Air Science II	31,711							
ADVANCED III AND IV - TOTAL.	7,852	2,891	592	1,763	2,555	50	1	-
Air Science III.	4,249	1,653	341	851	1,376	28	-	-
Air Science IV	3,603	1,238	251	912	1,179	22	1	-

Source: Statistics and Reports Division, Directorate of Data Systems and Statistics, Comptroller of the Air Force

TABLE — AIR FORCE RESERVE OFFICERS TRAINING CORPS (AFROTC) COMMISSIONS GRANTED, UNITED STATES, AND POSSESSIONS, BY QUARTER — FY 1962

COMMISSIONED	TOTAL	FIRST QUARTER	SECOND QUARTER	THIRD QUARTER	FOURTH QUARTER
DURING FY 1962	3,402	588	153	510	2,151

Source: Statistics and Reports Division, Directorate of Data Systems and Statistics, Comptroller of the Air Force

Fiscal

PART XIII

FISCAL

INTRODUCTION

This section reflects the funding operations of the various Air Force appropriations and/or funds with the respective major programs for the fiscal years indicated in the title of each table.

DEFINITIONS

APPROPRIATION - An authorization by an Act of Congress to incur obligations for specified purposes and to make payments therefor out of the Treasury.

APPROPRIATION ACCOUNT - An account established to make amounts available for obligation and expenditure from the Treasury. In Budget-Treasury Regulation 1, appropriation accounts include not only accounts to which money is appropriated, but also revolving funds, working funds, trust funds, etc. Appropriation accounts do not include official deposit funds.

APPROPRIATION REIMBURSEMENT - Consists of earnings or collections for commodities, work, or services furnished or to be furnished between appropriations or to an individual, firm or corporation to be credited to an appropriation account.

BUDGET PROGRAM - A subdivision established under an appropriation to identify a significant segment of Air Force operations.

EXPENDITURE - The amount of liability incurred for goods and services received or assets acquired for which payment has been made. Synonymous with disbursements less expenditure refunds.

FUND - A sum of money or other resources, usually segregated, to be expended or used for specified purposes.

OBLIGATION - The amount of an order placed, contract awarded, or service received, or any transaction which establishes a legal requirement for the ultimate disbursement of funds.

OBLIGATIONS INCURRED - Amounts of orders placed, contracts awarded, services received, and similar transactions during a given period requiring future payment of money.

PROGRAM YEAR - A concept of accounting for funds, obligations, and expenditures under a no year appropriation by identification of transactions in fiscal year segments identified by the fiscal year in which individual items were planned for obligation, without regard to the fiscal year in which the transactions were actually accomplished.

PROJECT ACCOUNT CLASSIFICATION - In appropriation and fund accounting an approved system of subdivision of an appropriation or fund for administrative use.

REAL PROPERTY - Any interest in land and anything permanently attached to it, including structures, fixtures, and other improvements.

UNLIQUIDATED OBLIGATION - An obligation incurred for which payment has not been made.

UNOBLIGATED BALANCE - That portion of an authorization which has not been obligated.

TABLE 214 — DEPARTMENT OF THE AIR FORCE — STATUS OF GROSS UNLIQUIDATED OBLIGATIONS — AT BEGINNING AND END OF FY 1962

(Excludes Operations and Maintenance, Alaska Communication System.) (Figures are in thousands of dollars and do not necessarily add to totals due to rounding. Figures in parentheses denote minus amounts.)

APPROPRIATION	UNLIQUIDATED OBLIGATIONS 1 JUL 1961	GROSS OBLIGATIONS DURING FY 1962	OBLIGATIONS AVAILABLE FOR LIQUIDATION	LESS GROSS EXPENDITURES DURING FY 1962	TRANSFER OF UNLIQUIDATED OBLIGATIONS TO "M" ACCOUNTS	UNLIQUIDATED OBLIGATIONS CARRIED FORWARD INTO FY 1963
ALL APPROPRIATION - TOTAL	$ 9,246,627	$ 20,744,666	$ 29,991,291	$ 21,878,644	$ -	$ 8,112,647
Military Personnel - Total	256,144	4,137,002	4,393,146	4,243,574	-	149,571
"M" Account - Prior Years	4,637	(4)	4,633	852	2,559	6,340
FY 1958	462	193	655	(47)	-	701
FY 1959	1,457	(147)	1,310	(22)	-	1,332
FY 1960	14,802	(12,821)	1,981	(578)	(2,559)	-
FY 1961	234,786	(54,240)	180,546	171,723	-	8,823
FY 1962	-	4,204,020	4,204,020	4,071,646	-	132,375
Reserve Personnel - Total	5,735	51,500	57,235	50,782	-	6,453
"M" Account - Prior Years	54	57	111	109	-	3
FY 1960	13	34	47	47	-	-
FY 1961	5,668	552	6,220	6,213	-	7
FY 1962	-	50,857	50,857	44,414	-	6,443
National Guard Personnel - Total	8,636	43,749	52,385	43,081	-	9,303
"M" Account - Prior Years	-	-	-	-	35	35
FY 1960	386	(37)	349	314	(35)	-
FY 1961	8,250	(406)	7,844	7,775	-	69
FY 1962	-	44,192	44,192	34,993	-	9,199
Operation and Maintenance, Air Force - Total	943,010	4,768,485	5,711,495	4,807,702	-	903,792
"M" Account - Prior Years	41,713	(3,235)	38,478	11,493	20,426	47,411
FY 1960	69,834	(14,375)	55,459	35,032	(20,426)	-
FY 1961	831,463	(20,719)	810,744	746,683	-	64,061
FY 1962	-	4,806,815	4,806,815	4,014,494	-	792,321
Operation and Maintenance, Air National Guard - Total	35,583	165,466	201,049	174,134	-	26,915
"M" Account - Prior Years	997	(899)	98	30	3	71
FY 1960	187	(420)	(233)	(235)	(3)	-
FY 1961	34,399	(4,854)	29,545	28,775	-	770
FY 1962	-	171,638	171,638	145,564	-	26,074
Aircraft Procurement - Total	3,176,445	3,448,851	6,625,296	4,004,645	-	2,620,651
FY 1960	1,041,366	197,910	1,239,276	950,335	-	288,942
FY 1961	2,129,153	734,935	2,864,088	2,116,398	-	747,690
FY 1962	-	2,516,006	2,516,006	927,288	-	1,588,719
Undistributed	5,926	-	5,926	10,625	-	(4,699)
Airlift Modernization - Total	200,709	423,789	624,497	297,274	-	327,223
FY 1961	200,702	36,035	236,751	197,513	-	39,238
FY 1962	-	387,753	387,753	99,510	-	288,244
Undistributed	(7)	-	(7)	252	-	(260)
Missile Procurement - Total	1,549,603	3,194,070	4,743,673	3,484,731	-	1,258,942
FY 1960	422,009	75,502	497,511	374,586	-	122,926

FY 1961	1,135,086	247,366	1,382,452	1,147,122	-	235,330
FY 1962	-	2,871,201	2,871,201	1,958,548	-	912,652
Appropriation Transfer Account	121	-	121	52	-	70
Undistributed	(7,612)	-	(7,612)	4,424	-	(12,036)
Other Procurement - Total	865,352	1,242,156	2,107,508	985,504	-	1,122,004
FY 1960	308,435	44,848	353,283	256,520	-	96,763
FY 1961	557,616	275,140	832,756	547,032	-	285,724
FY 1962	-	921,771	921,771	181,107	-	740,663
Undistributed	(700)	-	(700)	639	-	(1,339)
Appropriation Transfer Account	-	397	397	205	-	192
Aircraft, Missiles and Related Procurement - Total	472,538	(98,355)	374,183	324,232	-	49,951
Liquidation Account	5,041	(5,315)	(274)	(2,598)	-	2,325
FY 1956	21,673	(9,231)	12,442	7,851	-	4,590
FY 1957	47,466	(22,614)	24,852	18,437	-	6,415
FY 1958	65,163	(18,117)	47,046	37,840	-	9,205
FY 1959	352,596	(43,078)	309,518	264,081	-	45,437
Undistributed	(19,400)	-	(19,400)	(1,379)	-	(18,020)
Procurement Other Than Aircraft and Missiles - Total	271,811	(45,317)	226,494	199,708	-	26,785
Liquidation Account	4,624	789	5,413	6,438	-	(1,025)
FY 1956	4,846	(3,081)	1,765	890	-	874
FY 1957	11,967	(3,650)	8,317	3,062	-	5,255
FY 1958	56,537	(13,466)	43,071	35,056	-	8,015
FY 1959	228,021	(25,910)	202,111	156,422	-	45,689
Appropriation Transfer Account	34	-	34	33	-	-
Undistributed	(34,216)	-	(34,216)	(2,193)	-	(32,023)
Research, Development, Test and Evaluation - Total	832,452	2,644,820	3,477,272	2,364,611	-	1,112,660
Liquidation Account	786	(98)	688	371	-	316
FY 1956	663	(141)	522	295	-	227
FY 1957	3,324	(812)	2,512	1,418	-	1,094
FY 1958	4,953	(424)	4,529	2,071	-	2,458
FY 1959	15,785	(1,704)	14,081	8,662	-	5,418
FY 1960	140,121	6,424	146,545	112,613	-	33,932
FY 1961	682,379	177,561	859,940	743,747	-	116,192
FY 1962	-	2,464,014	2,464,014	1,486,007	-	978,008
Appropriation Transfer Account	-	-	-	-	-	-
Undistributed	(15,557)	-	(15,557)	9,427	-	(24,984)
Military Construction, Air Force - Total	618,109	746,299	1,364,407	883,751	-	480,657
Military Construction, Air Force Reserve - Total	1,369	3,872	5,241	2,621	-	2,620
Military Construction, Air National Guard - Total	9,131	18,279	27,410	12,292	-	15,118

Source: Financial Policy and Analysis Division, Directorate of Budget, Comptroller of the Air Force.

TABLE 215 — DEPARTMENT OF THE AIR FORCE — AMOUNTS AVAILABLE FOR OBLIGATION DURING FY 1962 REFLECTING NEW OBLIGATING AUTHORITY AND THE APPLICATION OF PRIOR YEAR UNOBLIGATED BALANCES

(Figures in parentheses denote minus amounts. In thousands of dollars. Excludes Operation and Maintenance, Alaska Communication System).

APPROPRIATION TITLES AND CITATIONS OF PUBLIC LAW	NEW OBLIGATING AUTHORITY ENACTED	APPROPRIATION TRANSFERS	Net New Obligating Authority	Unobligated Carry-Over Applied To FY 1962 Program	Total FY 1962 Program	UNOBLIGATED CARRY-OVER APPLIED TO PRIOR YEARS PROGRAMS	TOTAL AVAILABLE FOR OBLIGATION DURING FY 1962
ALL APPROPRIATIONS - TOTAL	$ 19,501,597	$ 11,450	$ 19,513,047	$ 396,179	$ 19,909,226	$ 3,431,122	$ 23,340,348
Military Personnel PL 87-144	4,197,000	a/(21,180)	4,175,820	-	4,175,820	-	4,175,820
Reserve Personnel PL 87-144	56,000	b/ (3,920)	52,080	-	52,080	-	52,080
National Guard Personnel PL 87-144	47,000	-	47,000	-	47,000	-	47,000
Operation and Maintenance PL 87-144	4,486,740	c/ 503	4,487,243	15,643	4,502,886	-	4,502,886
Operation and Maintenance, Air National Guard PL 87-144	199,600	d/(10,500)	189,100	-	189,100	-	189,100
Aircraft Procurement PL 87-144	3,343,448	e/(87,200)	3,256,248	239,934	3,496,182	1,448,313	4,944,495
Airlift Modernization PL 87-144	401,604	-	401,604	56,677	458,281	54,055	512,336
Missile Procurement PL 87-144	2,744,784	f/(15,000)	2,729,784	1,078	2,730,862	738,587	3,469,449
Other Procurement PL 87-144	1,100,932	g/ (4,750)	1,096,182	25,471	1,121,653	447,967	1,569,620
Research, Development, Test and Evaluation PL 87-144	2,403,260	h/126,597	2,529,857	56,976	2,586,833	289,490	2,876,323
Military Construction, Air Force PL 87-302	498,346	i/ 24,400	522,746	-	522,746	442,334	965,080
Military Construction, Air Force Reserve PL 87-302	4,608	-	4,608	-	4,608	3,318	7,926
Military Construction, Air National Guard PL 87-302	18,275	j/ 2,500	20,775	400	21,175	7,058	28,233

a/	Transfer as follows:	TO:	Emergency Fund, Department of Defense	(21,180)
b/	Transfer as follows:	TO:	Emergency Fund, Department of Defense	(3,920)
c/	Transfer as follows:	FROM:	Operation and Maintenance, Navy	396
		FROM:	Operation and Maintenance, Army	627
		TO:	Operating Expenses, Public Buildings Service, General Service Administration	(520)
			Total	503
d/	Transfer as follows:	TO:	Emergency Fund, Department of Defense	(10,500)
e/	Transfer as follows:	TO:	Emergency Fund, Department of Defense	(87,200)
f/	Transfer as follows:	TO:	Emergency Fund, Department of Defense	(15,000)
g/	Transfer as follows:	TO:	Emergency Fund, Department of Defense	(4,750)
h/	Transfer as follows:	FROM:	Emergency Fund, Department of Defense	129,100
		TO:	Operating Expenses, Public Buildings Service, General Service Administration	(3)
		TO:	Emergency Fund, Department of Defense	(2,500)
			Total	126,597
i/	Transfer as follows:	FROM:	Emergency Fund, Department of Defense	8,000
		FROM:	Military Construction, Department of Defense	16,400
			Total	24,400
j/	Transfer as follows:	FROM:	Emergency Fund, Department of Defense	2,500

Source: Financial Policy and Analysis Division, Directorate of Budget, Comptroller of the Air Force.

TABLE 216 — DEPARTMENT OF THE AIR FORCE FUNDS AVAILABLE FOR OBLIGATION IN FY 1962 WITH ACTUAL OBLIGATIONS – DURING FY 1962

(Figures are in thousands of dollars and do not necessarily add to totals due to rounding. Figures in parentheses denote minus amounts. Excludes Operations and Maintenance, Alaska Communication System).

PROGRAM NUMBER	APPROPRIATION AND PROGRAM TITLE	TOTAL AVAILABLE FOR OBLIGATION DURING FY 1962	TOTAL GROSS OBLIGATIONS	OBLIGATIONS			
				First Quarter	Second Quarter	Third Quarter	Fourth Quarter
	TOTAL - ALL DIRECT APPROPRIATIONS	$ 23,829,077	$ 20,999,657	$ 4,483,644	$ 5,305,225	$ 5,205,458	$ 6,005,330
	MILITARY PERSONNEL, FY 1962 - TOTAL	4,206,402	4,204,020	1,032,391	1,078,923	1,032,770	1,059,936
510	Pay and Allowances	3,789,726	3,789,836	928,658	976,423	949,619	934,936
530	Movements-Permanent Change of Station	288,624	288,292	73,772	71,115	52,031	91,374
550	Subsistence-In-Kind	121,912	120,106	28,327	30,040	29,930	31,809
590	Other Military Personnel Costs	6,140	6,063	1,635	1,350	1,222	1,856
	Undistributed	-	(76)	(1)	(6)	(31)	(38)
	RESERVE PERSONNEL, FY 1962 - TOTAL	52,187	50,857	14,999	11,664	12,246	11,948
750	Reserve Personnel	46,164	45,113	13,700	8,934	11,380	11,099
770	Reserve Officer Candidates	6,023	5,744	1,298	2,731	866	849
	Undistributed	-	-	-	-	-	-
	NATIONAL GUARD PERSONNEL, FY 1962 - TOTAL	47,121	44,192	17,350	8,595	5,997	12,250
520	National Guard Personnel	47,121	44,192	17,350	8,595	5,997	12,250
	OPERATION AND MAINTENANCE, FY 1962 - TOTAL	4,806,815	4,806,815	1,361,316	1,125,570	1,127,111	1,192,818
410	Aircraft Fuel and Oil	517,347	517,347	130,743	130,598	127,373	128,633
430	Logistical Support	1,868,690	1,868,703	510,153	452,306	435,129	471,115
440	Training Support	342,607	342,607	98,643	81,719	80,516	81,729
450	Operational Support	1,539,392	1,539,392	491,079	337,131	354,846	356,336
470	Medical Support	172,632	172,632	41,807	41,664	42,162	46,999
480	Service-Wide Support	362,938	362,938	88,172	81,479	86,211	107,076
490	Contingencies	3,209	3,209	720	675	876	938
	Undistributed	-	(13)	-	(2)	(3)	(8)
	OPERATION AND MAINTENANCE, AIR NATIONAL GUARD - FY 1962 - TOTAL	190,293	171,638	65,233	32,869	29,568	43,968
410	Operation of Aircraft	43,467	41,385	19,489	5,766	6,787	9,343
430	Logistical Support	21,980	19,470	8,247	5,490	1,390	4,343
440	Training Support	113,398	109,939	37,275	21,451	21,246	29,967
470	Medical Support	788	694	201	95	111	287
480	Service-Wide Support	160	150	21	65	35	29
	Undistributed	10,500	-	-	-	-	-
	AIRCRAFT PROCUREMENT, FY 1962 - TOTAL	4,642,700	3,448,851	412,075	869,438	852,104	1,315,234

TABLE 216 — DEPARTMENT OF THE AIR FORCE FUNDS AVAILABLE FOR OBLIGATION IN FY 1962 WITH ACTUAL OBLIGATIONS — DURING 1962
(CONTINUED)

PROGRAM NUMBER	APPROPRIATION AND PROGRAM TITLE	TOTAL AVAILABLE FOR OBLIGATION DURING FY 1962	TOTAL GROSS OBLIGATIONS	OBLIGATIONS			
				First Quarter	Second Quarter	Third Quarter	Fourth Quarter
	PRIOR YEAR PROGRAMS - TOTAL	$ 1,118,842	$ 932,845	$ 265,789	$ 256,821	$ 156,420	$ 253,815
	FY 1962 PROGRAM - TOTAL	3,523,858	2,516,006	146,286	612,617	695,684	1,061,419
1000	Aircraft Weapon System	1,225,583	867,360	8,854	328,298	132,965	397,243
1100	Modification	840,510	506,896	62,832	74,955	176,807	192,302
1200	In-Service Direct Ground Support Equipment Common	54,740	23,854	878	7,177	4,302	11,497
1300	Component Improvement	52,108	38,130	-	5,000	15,156	17,974
1400	Industrial Facilities	32,002	21,071	-	6,426	5,141	9,504
1500	Replenishment Spares	750,000	562,598	24,790	108,532	184,490	244,786
1600	Airborne Alert Spares	-	-	-	-	-	-
1700	War Consumables	38,194	23,372	5,181	841	4,018	13,332
1800	Procurement Other Than Air Force	40,072	17,857	1	5,646	5,677	6,533
1900	Other Charges	473,098	454,871	43,750	75,742	167,127	168,252
	Undistributed	17,551	(4)	-	-	-	(4)
	AIRLIFT MODERNIZATION, FY 1962 - TOTAL	539,107	423,789	29,687	127,888	145,449	120,765
	PRIOR YEAR PROGRAMS - TOTAL	54,056	36,035	9,781	12,824	1,461	11,969
	FY 1962 PROGRAM - TOTAL	485,051	387,753	19,906	115,064	143,988	108,795
5000	Aircraft Weapons System	475,412	380,685	19,906	112,290	140,253	108,236
5800	Procurement Other Than Air Force	9,492	7,068	-	2,774	3,735	559
	Undistributed	147	-	-	-	-	-
	MISSILE PROCUREMENT, FY 1962 - TOTAL	3,537,465	3,194,070	669,165	809,747	834,248	880,910
	PRIOR YEAR PROGRAMS - TOTAL	403,777	322,869	105,345	75,041	75,115	67,368
	FY 1962 PROGRAM - TOTAL	3,133,688	2,871,201	563,820	734,706	759,133	813,542
2000	Missile Weapon System	2,818,059	2,655,551	553,484	674,228	691,425	736,414
2100	Modification	50,400	41,530	20	3,322	6,130	32,058
2200	Out of Production Systems and Common Support	35,800	14,007	436	1,839	7,741	3,991
2300	Component Improvement	2,528	1,572	-	-	240	1,332
2400	Industrial Facilities	47,266	20,382	-	4,235	6,023	10,124
2800	Procurement Other Than Air Force	8,977	906	-	-	391	515
2900	Other Charges	141,386	137,253	9,880	51,082	47,183	29,108
	Undistributed	29,273	-	-	-	-	-

TABLE 216 – DEPARTMENT OF THE AIR FORCE FUNDS AVAILABLE FOR OBLIGATION IN FY 1962 WITH ACTUAL OBLIGATIONS – DURING FY 1962

(CONTINUED)

PROGRAM NUMBER	APPROPRIATION AND PROGRAM TITLE	TOTAL AVAILABLE FOR OBLIGATION DURING FY 1962	TOTAL GROSS OBLIGATIONS	OBLIGATIONS			
				First Quarter	Second Quarter	Third Quarter	Fourth Quarter
	OTHER PROCUREMENT, FY 1962 - TOTAL	$ 1,640,363	$ 1,242,156	$ 160,990	$ 348,785	$ 321,524	$ 410,857
	PRIOR YEAR PROGRAMS - TOTAL	359,074	320,385	90,335	112,540	71,903	45,607
	FY 1962 PROGRAM - TOTAL	1,281,289	921,771	70,655	236,245	249,621	365,250
8100	Munition and Associated Equipment	221,832	201,012	44,219	75,376	31,336	50,081
8200	Vehicular Equipment	99,415	74,616	768	8,562	32,171	33,115
8300	Cryptologic and Other USAF Security Service Equipment	32,073	26,055	109	21,105	1,561	3,280
8400	Electronics and Tele-Communications Equipment	726,360	507,007	18,229	112,726	154,675	221,377
8500	Other Base Maintenance and Support Equipment	123,387	70,577	3,427	14,526	19,715	32,909
8600	Industrial Facilities	4,000	2,235	-	935	826	614
8800	Equipment Modification	51,956	40,130	3,903	3,015	9,336	23,876
	Undistributed	21,856	-	-	-	-	-
	Appropriation Transfer Account	410	-	-	-	2	(2)
	RESEARCH, DEVELOPMENT, TEST AND EVALUATION, FY 1962 - TOTAL	3,163,803	2,644,820	537,974	685,772	642,066	779,008
	PRIOR YEAR PROGRAMS - TOTAL	197,731	180,806	83,226	60,902	2,398	34,280
	FY 1962 PROGRAM - TOTAL	2,966,072	2,464,014	454,748	624,870	639,668	744,728
610	Aircraft and Related Equipment	441,740	409,077	40,333	193,287	84,284	91,173
620	Missiles and Related Equipment	412,781	374,604	51,478	71,734	99,804	151,588
630	Military Astronautics and Related Equipment	865,118	811,030	150,021	191,273	247,251	222,485
640	Ships, Small Craft and Related Equipment	-	-	-	-	-	-
660	Ordnance, Combat Vehicles and Related Equipment	-	-	-	-	-	-
670	Other Equipment	237,902	211,056	12,229	49,964	51,307	97,556
680	Military Sciences	147,311	134,647	2,944	32,338	41,910	57,455
690	Program-Wide, Management and Support	528,270	523,601	197,743	86,274	115,113	124,471
	Undistributed	332,951	-	-	-	-	-
	MILITARY CONSTRUCTION, AIR FORCE - TOTAL	966,662	746,299	180,565	204,857	196,792	164,085
	MILITARY CONSTRUCTION, AIR FORCE RESERVE - TOTAL	7,926	3,872	193	324	2,221	1,134
	MILITARY CONSTRUCTION, AIR NATIONAL GUARD - TOTAL	28,233	18,279	1,706	793	3,362	12,418

Source: Financial Policy and Analysis Division, Directorate of Budget, Comptroller of the Air Force.

TABLE 217 — DEPARTMENT OF THE AIR FORCE — EXPENDITURES AND AMOUNTS AVAILABLE FOR EXPENDITURES DURING — FY 1962

(Figures are in thousands of dollars and do not necessarily add to totals due to rounding. Figures in parentheses denote minus amounts).

APPROPRIATION	UNEXPENDED BALANCE 1 JULY 1961	FY 1962 NEW EXPENDITURE AUTHORITY	APPROPRIATION TRANSFERS	NET CHANGE IN UNDELIVERED MAP-CIO	TOTAL AVAILABLE FOR EXPENDITURE	NET EXPENDITURES DURING FY 1962	RESTORATIONS AND WITHDRAWALS P. L. 798	NET UNEXPENDED BALANCE 30 JUN 62
MILITARY FUNCTIONS, AIR FORCE - TOTAL	$ 12,914,600 a/	$ 19,501,597	$ 11,450	$(50,673)	$ 32,376,974	$ 20,839,799	$(807,733)	$ 10,729,442
DIRECT APPROPRIATIONS - TOTAL	12,567,891	19,501,597	11,450	(42,731)	32,038,207	20,883,388	(807,572)	10,347,247
Military Personnel	b/ 205,038	4,197,000	(21,180)	-	4,380,858	4,212,252	(70,447)	c/ 98,160
Reserve Personnel	5,719	56,000	(3,920)	-	57,799	50,704	(656)	6,437
National Guard Personnel	8,631	47,000	-	-	55,631	42,959	(3,374)	9,298
Air National Guard (FY 1959 only)	(85)	-	-	-	(85)	-	-	(85)
Operations and Maintenance, Air Force	889,734	4,486,740	503	(6,545)	5,370,432	4,481,206	(49,825)	839,402
Operations and Maintenance, Air National Guard	35,428	199,600	(10,500)	-	224,528	172,850	(24,935)	26,743
Preparation for Sale or Salvage of Military Prop.	466	-	-	-	466	450	(1)	15
Aircraft Procurement	4,752,311	3,343,448	(87,200)	47,630	8,056,189	3,830,798	(514,500)	3,710,891
Airlift Modernization	307,407	401,604	-	14,327	723,338	291,419	-	431,919
Missile Procurement	2,288,217	2,744,784	(15,000)	(20,950)	4,997,051	3,405,508	-	1,591,543
Other Procurement	1,307,123	1,100,932	(4,750)	39,040	2,442,345	981,093	-	1,461,252
Aircraft, Missiles and Related Procurement	456,070	-	-	(42,958)	413,112	264,838	(98,356)	49,918
Procurement Other Than Aircraft and Missiles	222,586	-	-	(73,344)	149,242	77,666	(45,478)	26,098
Research, Development, Test and Evaluation	1,007,796	2,403,260	126,597	69	3,537,722	2,174,626	-	1,363,096
Military Construction, Air Force	1,060,174	498,346	24,400	-	1,582,920	882,106	-	700,814
Military Construction, Air Force Reserve	4,687	4,608	-	-	9,295	2,621	-	6,674
Military Construction, Air National Guard	16,589	18,275	2,500	-	37,364	12,292	-	25,072
MISCELLANEOUS ACCOUNTS - TOTAL	346,709	-	-	(7,942)	338,767	(43,589)	(161)	382,195
Air Force Management Fund	3,130	-	-	-	3,130	1,019	(161)	1,951
Air Force Stock Fund	277,126	-	-	(7,942)	269,184	(24,012)	-	293,196
Air Force Industrial Fund	56,274	-	-	-	56,274	(16,842)	-	73,115
Defense Production Guarantees	10,179	-	-	-	10,179	(3,754)	-	13,933

a/ Excludes $1,189 thousand for Operations and Maintenance, Alaska Communication System.
b/ After reduction for deficiency of $48,091 thousand.
c/ Reflects deficiency of $48,109 thousand.

Source: Financial Policy and Analysis Division, Directorate of Budget, Comptroller of the Air Force.

TABLE 218 — DEPARTMENT OF THE AIR FORCE — GROSS EXPENDITURES AGAINST FY 1962 PROGRAM — DURING FY 1962

(Figures are in thousands of dollars and do not necessarily add to totals due to rounding. Figures in parentheses denote minus amounts. Excludes Operation and Maintenance, Alaska Communication System).

PROGRAM NUMBER	APPROPRIATION PROGRAM AND TITLE	TOTAL GROSS EXPENDITURES	GROSS EXPENDITURES First Quarter	Second Quarter	Third Quarter	Fourth Quarter
	ALL DIRECT APPROPRIATIONS - TOTAL	$ 13,862,235	$ 1,967,211	$3,276,808	$ 3,911,180	$ 4,707,036
	MILITARY PERSONNEL - TOTAL	4,071,646	853,750	1,036,436	1,033,704	1,147,756
510	Pay and Allowances	3,734,470	792,312	935,110	943,657	1,063,391
530	Movement-Permanent Change of Station	218,512	23,463	67,709	58,942	68,398
550	Subsistence-In-Kind	111,409	19,242	28,842	31,249	32,076
590	Other Military Personnel Costs	5,225	1,256	1,481	1,325	1,163
993	Refunds On Transportation of Persons and Things	(75)	(1)	(6)	(31)	(37)
	Undistributed	2,106	17,477	3,298	(1,436)	(17,233)
	RESERVE PERSONNEL - TOTAL	44,414	9,530	12,681	10,153	12,050
750	Reserve Personnel	39,290	7,968	10,363	9,253	11,706
770	Reserve Officer Candidates	5,034	743	2,492	919	880
	Undistributed	91	820	(175)	(19)	(535)
	NATIONAL GUARD PERSONNEL - TOTAL	34,993	9,075	10,322	6,973	8,623
520	National Guard Personnel	34,319	8,305	10,463	6,881	8,670
	Undistributed	673	770	(131)	82	(48)
	OPERATION AND MAINTENANCE, AIR FORCE - TOTAL	4,014,494	600,880	1,025,013	1,118,689	1,269,912
410	Aircraft Fuel and Oil	483,428	41,316	128,101	124,010	190,001
430	Logistical Support	1,532,289	221,971	377,269	436,694	496,355
440	Training Support	307,338	55,235	78,388	81,251	92,464
450	Operational Support	1,237,468	162,742	309,495	360,761	404,470
470	Medical Support	140,002	17,407	35,545	41,652	45,398
480	Service-Wide Support	278,283	43,530	63,043	75,659	96,051
490	Contingencies	2,526	224	512	573	1,217
991	Advance Payments	320	-	325	-	(5)
993	Refunds on Transportation of Persons and Things	(13)	-	(2)	(3)	(8)
994	Progress Payments	996	-	2,407	400	(1,811)
	Undistributed	31,191	57,788	29,932	(2,308)	(54,221)
	Advance to Government of Morocco	665	665	-	-	-
	OPERATION AND MAINTENANCE, AIR NATIONAL GUARD - TOTAL	145,564	27,602	39,330	38,423	40,209
410	Operation of Aircraft	31,119	2,153	11,423	9,975	7,568
430	Logistical Support	15,764	1,905	2,932	4,866	6,061
440	Training Support	94,415	18,627	26,042	23,175	26,571
470	Medical Support	420	20	166	101	133
480	Service-Wide Support	140	9	25	63	43
	Undistributed	3,706	4,887	(1,259)	246	(168)
	AIRCRAFT PROCUREMENT - TOTAL	927,288	48,235	122,870	319,628	436,555
1000	Aircraft Weapon System	142,204	-	12,438	48,691	81,075
1100	Modification	184,467	2,345	18,555	61,119	102,448
1200	In-Service Direct Ground Support Equipment Common	5,846	2	530	1,781	3,533
1300	Component Improvement	8,042	-	-	1,188	6,854
1400	Industrial Facilities	847	-	8	170	669
1500	Replenishment Spare	114,435	2,152	7,349	32,777	72,157
1600	Airborne Alert Spares	-	-	-	-	-
1700	War Consumables	9,555	-	3,146	6,644	(235)
1800	Procurement Other than Air Force	10,346	-	5,411	785	4,150
1900	Other Charges	451,544	43,736	75,433	166,474	165,901

TABLE 218 – DEPARTMENT OF THE AIR FORCE – GROSS EXPENDITURES AGAINST FY 1962 PROGRAM – DURING FY 1962 (CONTINUED)

PROGRAM NUMBER	APPROPRIATION AND PROGRAM TITLE	TOTAL GROSS EXPENDITURES	GROSS EXPENDITURES First Quarter	Second Quarter	Third Quarter	Fourth Quarter
	AIRLIFT MODERNIZATION - TOTAL	$ 99,510	$ 3	$ 1,123	$ 24,948	$ 73,436
5000	Aircraft Weapon System	99,059	3	1,123	24,716	73,217
5800	Procurement Other than Air Force	451	-	-	231	220
	MISSILE PROCUREMENT - TOTAL	1,958,548	105,194	437,196	652,819	763,339
2000	Missile Weapon System	1,815,340	99,941	401,150	608,752	705,497
2100	Modification	18,206	-	115	1,036	17,055
2200	Out-of-Production System of Common Support	5,209	-	339	1,477	3,393
2300	Component Improvement	163	-	-	18	145
2400	Industrial Facilities	1,007	-	-	395	612
2800	Procurement Other than Air Force	27	-	-	-	27
2900	Other Charges	118,596	5,253	35,592	41,141	36,610
	OTHER PROCUREMENT - TOTAL	181,107	2,106	14,104	53,389	111,508
8100	Munition and Associated Equipment	14,820	-	105	3,739	10,976
8200	Vehicular Equipment	13,365	17	1,492	3,082	8,774
8300	Cryptologic and Other Security Service Support	1,499	-	20	372	1,107
8400	Electronic and Tele-communications Equipment	116,189	2,046	9,775	33,095	71,273
8500	Other Base Maintenance and Support Equipment	24,607	37	1,331	9,052	14,187
8600	Industrial Facilities	615	-	-	262	353
8800	Equipment Modification	10,012	6	1,381	3,787	4,838
	RESEARCH, DEVELOPMENT, TEST AND EVALUATION - TOTAL	1,486,007	95,609	330,627	459,333	600,438
610	Aircraft and Related Equipment	246,942	256	54,189	94,696	97,801
620	Missiles and Related Equipment	238,093	11,374	52,458	70,732	103,529
630	Military Astronautics and Related Equipment	461,101	17,001	110,001	129,962	204,137
640	Ships and Small Craft and Related Equipment	-	-	-	-	-
660	Ordnance, Combat Vehicles and Related Equipment	-	-	-	-	-
670	Other Equipment	70,238	1,842	13,035	20,443	34,918
680	Military Sciences	40,262	46	3,353	12,224	24,639
690	Program-Wide Management and Support	408,389	63,522	97,295	117,301	130,271
991	Advance Payments	20,767	1,568	296	13,976	4,927
994	Progress Payments	215	-	-	-	215
	MILITARY CONSTRUCTION, AIR FORCE (ALL YEARS) TOTAL	883,751	210,504	242,399	191,154	239,694
	MILITARY CONSTRUCTION, AIR FORCE RESERVE (ALL YEARS) - TOTAL	2,621	535	887	374	825
	MILITARY CONSTRUCTION, AIR NATIONAL GUARD (ALL YEARS) - TOTAL	12,292	4,188	3,820	1,593	2,691

Source: Financial Policy and Analysis Division, Directorate of Budget, Comptroller of the Air Force.

686559 O - 63 - 28

TABLE 219 — DEPARTMENT OF THE AIR FORCE — GROSS EXPENDITURES AGAINST FY 1961 PROGRAM DURING FY 1962

(Figures are in thousands of dollars and do not necessarily add to totals due to rounding. Figures in parentheses denote minus amounts).

PROGRAM NUMBER	APPROPRIATION AND PROGRAM TITLE	TOTAL GROSS EXPENDITURES	GROSS EXPENDITURES First Quarter	Second Quarter	Third Quarter	Fourth Quarter
	TOTAL - (ALL APPLICABLE APPROPRIATIONS)	$ 5,712,981	$ 2,176,248	$ 1,453,182	$ 1,197,397	$ 886,154
	MILITARY PERSONNEL - TOTAL	171,723	148,262	13,172	10,626	(337)
510	Pay and Allowances	94,148	98,850	1,342	7,808	(13,852)
530	Movement-Permanent Change of Station	71,386	35,410	17,236	4,598	14,142
550	Subsistance-In-Kind	9,188	8,632	429	101	26
590	Other Military Personnel Costs	155	138	19	1	(3)
993	Refund on Transportation of Persons and Things	(215)	(36)	(56)	(77)	(46)
	Undistributed	(2,939)	5,266	(5,796)	(1,805)	(604)
	RESERVE PERSONNEL - TOTAL	6,213	5,913	128	152	20
750	Reserve Personnel	6,859	6,526	142	164	27
770	Reserve Officer Candidates	625	614	10	1	-
993	Refund on Transportation of Persons and Things	1	(1)	(1)	1	2
	Undistributed	(1,270)	(1,227)	(24)	(12)	(7)
	NATIONAL GUARD PERSONNEL - TOTAL	7,775	6,888	36	845	6
520	National Guard Personnel	8,686	7,638	91	823	134
993	Refund on Transportation of Persons and Things	(2)	(1)	(1)	(2)	2
	Undistributed	(909)	(749)	(55)	22	(127)
	OPERATION AND MAINTENANCE, AIR FORCE - TOTAL	746,683	486,138	150,699	64,827	45,019
410	Aircraft Fuel and Oil	66,689	65,679	941	60	9
430	Logistical Support	301,596	194,563	60,140	30,098	16,795
440	Training Support	54,079	31,915	13,525	5,218	3,421
450	Operational Support	285,141	168,381	72,803	29,943	14,014
470	Medical Support	22,920	16,048	4,787	1,298	787
480	Service-Wide Support	45,658	28,015	9,733	2,606	5,304
490	Contingencies	603	448	66	89	-
991	Advance Payments to Contractors	315	(15)	345	-	(15)
992	Reserve Settlement of Claims	-	-	-	-	-
993	Appropriation Refunds on Transportation of Persons and Things	(448)	(30)	(111)	(136)	(171)
994	Progress Payments	81	1,085	145	(1,295)	146
	Undistributed	(29,287)	(19,953)	(11,011)	(3,050)	4,727
	Advance to Morocco	(665)	-	(665)	-	-
	OPERATION AND MAINTENANCE, AIR NATIONAL GUARD - TOTAL	28,775	25,382	2,546	428	419
410	Operation of Aircraft	11,324	10,611	706	3	4
430	Logistical Support	6,862	6,100	330	148	284
440	Training Support	11,608	9,258	1,919	314	117
470	Medical Support	138	126	12	-	-
480	Service-Wide Support	6	6	-	-	-
993	Refund on Transportation of Persons and Things	(21)	(3)	(4)	(7)	(7)
	Undistributed	(1,142)	(718)	(414)	(31)	21
	AIRCRAFT PROCUREMENT - TOTAL	2,116,398	511,450	632,758	557,056	415,134
1000	Aircraft Weapon System	1,060,281	272,186	335,342	267,574	185,179
1100	Modification	331,915	85,549	88,724	77,142	80,500
1200	In-Service Direct Support Equipment-Common	38,092	7,920	11,110	10,556	8,506
1300	Component Improvement	32,988	7,016	10,869	8,875	6,228
1400	Industrial Facilities	9,919	899	3,021	2,435	3,564
1500	Replenishment Spaces	549,713	122,691	173,696	146,723	106,603
1600	Airborne Alert Spaces	32,480	8,694	5,114	4,537	14,135

TABLE 219 — DEPARTMENT OF THE AIR FORCE — GROSS EXPENDITURES AGAINST FY 1961 PROGRAM DURING FY 1962 (CONTINUED)

PROGRAM NUMBER	APPROPRIATION AND PROGRAM TITLE	TOTAL GROSS EXPENDITURES	GROSS EXPENDITURES			
			First Quarter	Second Quarter	Third Quarter	Fourth Quarter
	AIRCRAFT PROCUREMENT (Continued)					
1700	War Consumables	$ 4,391	$ -	$ 295	$ 2,545	$ 1,551
1800	Procurement Other Than Air Force	25,869	2,527	4,283	10,677	8,382
1900	Other Charges	30,750	3,968	304	25,991	487
9940	Progress Payments	-	-	-	-	-
	AIRLIFT MODERNIZATION - TOTAL	197,513	38,467	63,318	55,367	40,361
5000	Aircraft Weapon System	197,513	38,467	63,318	55,367	40,361
	MISSILE PROCUREMENT - TOTAL	1,147,122	525,347	254,149	226,028	141,598
2000	Missile Weapon System	1,058,121	501,147	232,088	199,752	125,134
2100	Modifications	14,449	3,276	2,484	5,120	3,569
2200	Out of Production Systems of Common Support	2,115	434	514	676	491
2300	Component Improvement	2,638	1,146	1,099	371	22
2400	Industrial Facilities	41,096	10,900	9,092	13,066	8,038
2800	Procurement Other Than Air Force	371	-	371	-	-
2900	Other Charges	28,332	8,444	8,501	7,044	4,343
9940	Progress Payments	-	-	-	-	-
	OTHER PROCUREMENT - TOTAL	547,032	117,995	144,591	154,487	129,959
8100	Munition and Associated Equipment	35,940	9,781	9,904	8,095	8,160
8200	Vehicular Equipment	46,641	21,263	13,609	7,036	4,733
8300	Cryptologic and Other USAF Security Service Support	14,613	823	1,336	4,443	8,011
8400	Electronic and Telecommunication Equipment	379,695	69,665	102,674	115,688	91,668
8500	Other Base Maintenance and Support Equipment	54,974	13,835	13,713	15,801	11,625
8600	Industrial Facilities	1,415	228	457	564	166
8800	Equipment Modification	13,754	2,400	2,898	2,860	5,596
	RESEARCH, DEVELOPMENT, TEST AND EVALUATION - TOTAL	743,747	310,406	191,785	127,581	113,975
610	Aircraft and Related Equipment	86,706	31,309	33,887	10,979	10,531
620	Missiles and Related Equipment	146,475	64,319	29,143	32,236	20,777
630	Military Astronautics and Related Equipment	161,224	76,554	51,925	25,631	7,114
640	Ships and Small Craft and Related Equipment	-	-	-	-	-
660	Ordnance, Combat Vehicles and Related Equipment	7,424	1,437	2,258	1,862	1,867
670	Other Equipment	127,048	34,247	28,825	33,777	30,199
680	Military Sciences	114,003	46,253	31,709	19,781	16,260
690	Program-Wide Management and Support	111,856	45,682	13,417	21,252	31,505
991	Advance Payments	(9,713)	8,347	192	(12,838)	(5,414)
993	Refund on Transportation of Persons and Things	-	-	-	-	-
994	Progress Payments	(1,275)	2,258	429	(5,098)	1,136

Source: Financial Policy and Analysis Division, Directorate of Budget, Comptroller of the Air Force.

TABLE 220 – DEPARTMENT OF THE AIR FORCE – GROSS EXPENDITURES AGAINST FY 1960 PROGRAM – DURING FY 1962

(Figures are in thousands of dollars and do not necessarily add to totals due to rounding. Figures in parentheses denote minus amounts.)

PROGRAM NUMBER	APPROPRIATION AND PROGRAM TITLE	TOTAL GROSS EXPENDITURES	GROSS EXPENDITURES First Quarter	Second Quarter	Third Quarter	Fourth Quarter
	TOTAL - ALL APPLICABLE APPROPRIATIONS	$ 1,728,634	$ 522,731	$ 480,117	$ 298,442	$ 427,344
	MILITARY PERSONNEL - TOTAL	(578)	(731)	88	62	3
510	Pay and Allowances	183	347	(56)	(74)	(34)
530	Movement - Permanent Change of Station	(460)	(1,024)	218	229	117
550	Subsistence-In-Kind	(62)	(7)	-	(56)	-
590	Other Military Personnel Costs	(2)	-	(1)	-	(1)
993	Refund on Transportation of Persons and Things	(123)	(36)	(32)	(27)	(28)
	Undistributed	(115)	(10)	(41)	(11)	(53)
	RESERVE PERSONNEL - TOTAL	47	25	15	13	(6)
750	Reserve Personnel	73	23	23	14	13
770	Reserve Officer Candidate	-	-	-	-	-
993	Refund on Transportation of Persons and Things	(1)	-	-	(1)	-
	Undistributed	(26)	2	(7)	-	(21)
	NATIONAL GUARD PERSONNEL - TOTAL	314	2	2	-	309
520	National Guard Personnel	8	a/	5	(4)	7
993	Refund on Transportation of Persons and Things	(1)	-	-	(3)	2
	Undistributed	307	-	(3)	9	301
	OPERATION AND MAINTENANCE, AIR FORCE - TOTAL	35,032	10,571	7,130	5,437	11,894
410	Aircraft Fuel and Oil	73	56	-	-	17
430	Logistical	14,269	5,123	3,335	4,167	1,644
440	Training Support	679	274	170	140	95
450	Operational Support	10,830	4,110	3,115	2,461	1,144
470	Medical Support	482	221	102	78	81
480	Service-Wide Support	1,135	688	552	95	(200)
490	Contingencies	(297)	1	(1)	-	(297)
992	Reserve For Settlement of Claims	-	1	-	-	(1)
993	Refund on Transportation of Persons and Things	-	(130)	(101)	(50)	281
	Undistributed	7,860	229	(45)	(1,454)	9,130
	OPERATION AND MAINTENANCE, AIR NATIONAL GUARD TOTAL	(235)	62	9	2	(308)
410	Operation of Aircraft	-	-	-	-	-
430	Logistical Support	(1)	(1)	-	-	-
440	Training Support	84	69	11	2	2
470	Medical Support	1	-	-	1	-
480	Service-Wide Support	-	-	-	-	-
993	Refund on Transportation of Persons and Things	(9)	(5)	(4)	-	-
	Undistributed	(311)	(1)	-	-	(310)
	AIRCRAFT PROCUREMENT - TOTAL	950,335	333,488	253,020	134,761	229,066
110	Aircraft, Complete	811,272	300,451	291,643	85,607	133,571
120	Aircraft Components	297,362	120,080	77,994	52,190	47,098
130	Aircraft Ground Handling and Training Equipment	120,356	29,665	27,277	25,481	37,933
160	Aircraft Industrial Facilities	8,523	2,657	2,425	1,296	2,145
170	Aircraft Development, Test and Evaluations	11,181	294	3,052	1,719	6,116
180	Aircraft Modification	86,277	31,545	19,763	21,373	13,596
190	First Destination Transportation	-	-	-	-	-
991	Advance Payments	-	-	-	-	-
993	Refunds on Transportation of Persons and					

TABLE 220 – DEPARTMENT OF THE AIR FORCE – GROSS EXPENDITURES AGAINST FY 1960 PROGRAM – DURING FY 1962 (CONTINUED)

PROGRAM NUMBER	APPROPRIATION AND PROGGRAM TITLE	TOTAL GROSS EXPENDITURES	GROSS EXPENDITURES			
			First Quarter	Second Quarter	Third Quarter	Fourth Quarter
	AIRCRAFT PROCUREMENT (Continued)					
	Things	$ (93)	$ (21)	$ (21)	$ (27)	$ (24)
994	Progress Payments	(384,544)	(151,183)	(169,113)	(52,878)	(11,370)
	MISSILE PROCUREMENT - TOTAL	374,586	68,523	113,023	77,878	115,162
210	Missiles Complete	213,371	46,905	69,979	54,626	41,861
220	Missile Components	30,729	8,192	6,635	9,074	6,828
230	Missile Ground Handling and Training Equipment	128,035	24,542	33,375	25,377	44,741
260	Missile Industrial Facilities	7,924	2,369	2,361	1,757	1,437
270	Missile Development, Test and Evaluation	72,041	2,780	11,812	2,887	54,562
280	Missile Modification	920	478	223	180	39
290	First Destination Transportation	-	-	-	-	-
991	Advance Payments	-	-	-	-	-
994	Progress Payments	(78,330)	(16,741)	(11,343)	(15,964)	(34,282)
993	Refunds on Transportation of Persons and Things	(104)	(1)	(20)	(59)	(24)
	OTHER PROCUREMENT - TOTAL	256,520	65,868	73,456	65,468	51,728
810	Weapons, Ammunition and Propellants	10,099	3,638	2,773	3,371	317
820	Vehicular and Related Equipment	13,980	2,748	3,253	3,216	4,763
830	Electronic Weapon Support	141,804	30,833	36,953	43,064	30,954
840	Tele-Communications Equipment	67,825	17,865	18,614	15,832	15,514
850	Other Organizational and Base Support Equipment	16,403	6,434	3,663	3,027	3,279
860	Other Industrial Equipment	303	52	33	288	(70)
870	Development, Test and Evaluation	-	-	-	-	-
880	Equipment Modification	14,046	2,968	3,438	4,552	3,088
890	First Destination Transportation	-	-	-	-	-
991	Advance Payments	35	60	-	-	(25)
993	Refunds on Transportation of Persons and Things	(254)	(56)	(81)	(58)	(59)
994	Progress Payments	(7,721)	1,326	4,810	(7,824)	(6,033)
	RESEARCH, DEVELOPMENT, TEST AND EVALUATIONS - TOTAL	112,613	44,923	33,374	14,821	19,495
610	Aircraft and Related Equipment	19,434	6,563	4,341	2,764	5,766
620	Missiles and Related Equipment	11,039	4,623	3,170	587	2,659
630	Military Astronautics and Related Equipment	6,177	3,535	1,219	(234)	1,657
640	Ships and Small Craft and Related Equipment	-	-	-	-	
660	Ordnance, Combat Vehicles and Related Equipment	1,634	1,109	427	29	69
670	Other Equipment	47,983	23,546	13,280	5,973	5,184
680	Military Sciences	22,451	7,689	6,845	2,600	5,317
690	Program-Wide Management and Support	20,078	5,875	6,008	6,654	1,541
991	Advance Payments	(9,200)	(7,657)	(1,014)	(282)	(247)
992	Reserve for Settlement of Claims	(47)	(47)	-	-	-
993	Refunds on Transportation of Persons and Things	(228)	(208)	(8)	(9)	(3)
994	Progress Payments	(6,708)	(105)	(894)	(3,260)	(2,449)

a/ Indicates amount less than $50.00.

Source: Financial Policy and Analysis Division, Directorate of Budget, Comptroller of the Air Force.

TABLE 221 — DEPARTMENT OF THE AIR FORCE — GROSS EXPENDITURES AGAINST FY 1959 PROGRAM — DURING FY 1962

(Figures are in thousands of dollars and do not necessarily add to totals due to rounding. Figures in parentheses denote minus amounts).

PROGRAM NUMBER	APPROPRIATION AND PROGRAM TITLE	TOTAL GROSS EXPENDITURES	EXPENDITURES			
			First Quarter	Second Quarter	Third Quarter	Fourth Quarter
	TOTAL - ALL APPLICABLE APPROPRIATIONS	$ 429,143	$ 186,509	$ 120,571	$ 68,024	$ 54,039
	MILITARY PERSONNEL - TOTAL	(22)	22	27	(19)	(52)
	AIRCRAFT, MISSILES, AND RELATED PROCUREMENT - TOTAL	264,081	123,322	72,265	43,621	24,873
110	Aircraft, Complete	85,571	36,179	25,419	11,792	12,181
120	Aircraft Components	84,649	35,410	28,934	15,366	4,939
130	Guided Missiles, Complete	103,381	69,427	16,785	8,052	9,117
140	Guided Missile Component	6,546	3,080	1,892	293	1,281
150	Industrial Facilities and Equipment	4,202	2,249	1,408	757	(212)
160	Modification	20,763	6,637	6,536	5,506	2,084
170	Component Production Development	18,386	8,431	5,959	4,342	(346)
180	First Destination Transportation	-	-	-	-	-
992	Reserve for Settlement of Claims	-	-	-	-	-
993	Refunds on Transportation of Persons and Things	7	-	7	-	-
994	Progress Payments	(59,431)	(38,091)	(14,681)	(2,487)	(4,172)
997	Tax Credits	6	-	6	-	-
	PROCUREMENT OTHER THAN AIRCRAFT AND MISSILES - TOTAL	156,422	59,034	46,223	30,509	20,656
210	Weapons, Ammunition and Propellants	8,523	749	1,327	5,741	706
220	Vehicular Equipment	862	186	295	(61)	442
230	Ground Communication-Electronic Equipment	84,915	35,069	19,256	18,053	12,537
240	Ground Handling Equipment	31,916	13,702	10,030	4,042	4,142
250	Training Equipment	11,074	3,344	3,385	2,491	1,854
260	Support Equipment and Supplies	34,245	11,955	16,813	4,193	1,284
270	Base Maintenance Equipment	2,944	2,079	361	401	103
280	First Destination Transportation	-	-	-	-	-
991	Advance Payments	(7)	(2)	(2)	(3)	-
992	Reserve for Settlement of Claims	-	-	-	-	-
993	Refunds on Transportation of Persons and Things	7	-	8	(1)	-
994	Progress Payments	(18,058)	(8,048)	(5,250)	(4,346)	(414)
	RESEARCH, DEVELOPMENT, TEST, AND EVALUATION - TOTAL	8,662	4,131	2,056	(6,087)	8,562
610	Aircraft and Related Equipment	769	308	142	(5,284)	5,603
620	Guided Missiles and Related Equipment	628	203	154	(18)	289
660	Ammunition and Related Equipment	200	58	37	65	40
670	Other Equipment	2,623	1,802	596	(618)	843
680	Military Sciences	3,521	1,422	990	(297)	1,406
690	Operation and Management	1,391	140	372	431	448
991	Advance Payments	(673)	(76)	(167)	(368)	(62)
992	Reserve for Settlement of Claims	47	47	-	-	-
993	Refunds on Transportation of Persons and Things	208	208	-	-	-
994	Progress Payments	(53)	19	(68)	-	(4)

Source: Financial Policy and Analysis Division, Directorate of Budget, Comptroller of the Air Force.

TABLE 222 – DEPARTMENT OF THE AIR FORCE – GROSS EXPENDITURES AGAINST FY 1958 PROGRAM – DURING FY 1962

(Figures are in thousands of dollars and do not necessarily add to totals due to rounding. Figures in parentheses denote minus amounts).

PROGRAM NUMBER	APPROPRIATION AND PROGRAM TITLE	TOTAL GROSS EXPENDITURES	EXPENDITURES			
			First Quarter	Second Quarter	Third Quarter	Fourth Quarter
	TOTAL - ALL APPLICABLE APPROPRIATIONS	$ 74,920	$ 37,532	$ 20,151	$ 5,729	$ 11,508
	MILITARY PERSONNEL - TOTAL	(47)	-	-	(5)	(42)
	AIRCRAFT, MISSILES AND RELATED PROCUREMENT - TOTAL	37,840	19,491	9,061	6,370	2,918
110	Aircraft, Complete	22,201	13,397	2,547	3,558	2,699
120	Aircraft Components	8,415	5,603	2,602	1,709	(1,499)
130	Guided Missiles, Complete	2,040	1,011	246	602	181
140	Guided Missile Components	2,001	401	1,120	(157)	637
150	Industrial Facilities and Equipment	3,618	1,589	1,607	(170)	592
160	Modification	1,167	258	236	727	(54)
170	Component Production Development	2,810	855	1,193	236	526
180	First Destination Transportation	-	-	-	-	-
991	Advance Payments	(65)	-	-	(30)	(35)
992	Reserve for Settlement of Claims	-	-	-	-	-
993	Refunds on Transportation of Persons and Things	-	-	-	-	-
994	Progress Payments	(4,349)	(3,623)	(492)	(106)	(128)
997	Tax Credits	2	-	2	2	(2)
	PROCUREMENT OTHER THAN AIRCRAFT AND MISSILES - TOTAL	35,056	17,282	10,512	6,047	1,215
210	Weapons, Ammunition and Propellants	759	111	243	402	3
220	Vehicular Equipment	236	220	11	5	-
230	Ground Communication-Electronic Equipment	16,192	8,240	4,186	3,648	118
240	Ground Handling Equipment	7,131	1,096	4,435	1,222	378
250	Training Equipment	8,349	7,327	801	152	69
260	Support Equipment and Supplies	3,804	1,348	569	900	987
270	Base Maintenance Equipment	976	448	70	371	87
992	Reserve for Settlement of Claims	-	-	-	-	-
993	Refunds on Transportation of Persons and Things	-	-	-	-	-
994	Progress Payments	(2,537)	(1,508)	197	(653)	(573)
997	Tax Credits	145	-	-	-	145
	RESEARCH, DEVELOPMENT, TEST AND EVALUATION - TOTAL	2,071	759	578	(6,683)	7,417
610	Aircraft and Related Equipment	520	149	211	(6,074)	6,234
620	Guided Missiles and Related Equipment	247	88	18	7	134
660	Ammunition and Related Equipment	38	10	10	6	12
670	Other Equipment	328	114	122	(111)	203
680	Military Science	913	342	211	(479)	839
690	Operation and Management	75	56	6	16	(3)
991	Advance Payments	(50)	-	-	(48)	(2)
992	Reserve for Settlement of Claims	-	-	-	-	-
993	Refunds on Transportation of Persons and Things	-	-	-	-	-

Source: Financial Policy and Analysis Division, Directorate of Budget, Comptroller of the Air Force.

TABLE 223 — DEPARTMENT OF THE AIR FORCE — GROSS EXPENDITURES AGAINST FY 1957 PROGRAM — DURING FY 1962

(Figures are in thousands of dollars and do not necessarily add to totals due to rounding. Figures in parentheses denote minus amounts).

PROGRAM NUMBER	APPROPRIATION AND PROGRAM TITLE	GROSS EXPENDITURES				
		TOTAL GROSS EXPENDITURES	First Quarter	Second Quarter	Third Quarter	Fourth Quarter
	(ALL APPLICABLE APPROPRIATIONS) - TOTAL	$ 22,917	$ 5,082	$ 4,954	$ 6,490	$ 6,391
	AIRCRAFT, MISSILES AND RELATED PROCUREMENT - TOTAL	18,437	6,584	1,508	5,040	5,305
110	Aircraft, Complete	5,696	3,642	1,287	970	(203)
120	Aircraft Components	11,971	7,062	1,720	3,819	(630)
130	Guided Missiles, Complete	5,191	(247)	(779)	146	6,071
140	Guided Missiles Components	232	27	15	186	4
150	Industrial Facilities and Equipment	985	303	34	375	273
160	Modification	746	(155)	22	(38)	917
992	Reserve for Settlement of Claims	-	-	-	-	-
993	Refunds on Transportation of Persons and Things	-	-	-	-	-
994	Progress Payments	(6,379)	(4,044)	(791)	(417)	(1,127)
997	Tax Credits	(4)	(4)	-	-	-
	PROCUREMENT OTHER THAN AIRCRAFT AND MISSILES - TOTAL	3,062	(1,945)	3,350	977	680
210	Weapons, Ammunition and Propellants	251	23	40	134	54
220	Vehicular Equipment	-	-	-	-	-
230	Ground Communication-Electronic Equipment	3,838	(3,173)	4,391	2,214	406
240	Ground Handling Equipment	352	252	15	(37)	122
250	Training Equipment	165	41	(413)	545	(8)
260	Support Equipment and Supplies	1,105	786	75	133	111
270	Base Maintenance Equipment	(3)	-	-	(1)	(2)
991	Advance Payments	-	-	-	-	-
992	Reserve for Settlement of Claims	-	-	-	-	-
993	Refunds on Transportation of Persons and Things	-	-	-	-	-
994	Progress Payments	(2,646)	126	(758)	(2,011)	(3)
	RESEARCH, DEVELOPMENT, TEST AND EVALUATION - TOTAL	1,418	443	96	473	406
610	Aircraft and Related Equipment	208	40	43	69	56
620	Guided Missiles and Related Equipment	390	7	7	299	77
660	Ammunition and Related Equipment	4	-	2	1	1
670	Other Equipment	276	79	70	57	70
680	Military Sciences	134	57	47	81	(51)
690	Operation and Management	453	260	65	1	127
992	Reserve for Settlement of Claims	-	-	-	-	-
993	Refunds on Transportation of Persons and Things	-	-	-	-	-
994	Progress Payments	(47)	-	(138)	(34)	125

Source: Financial Policy and Analysis Division, Directorate of Budget, Comptroller of the Air Force.

TABLE 224 — DEPARTMENT OF THE AIR FORCE — GROSS EXPENDITURES AGAINST FY 1956 PROGRAM — DURING FY 1962

(Figures are in thousands of dollars and do not necessarily add to totals due to rounding. Figures in parentheses denote minus amounts).

PROGRAM NUMBER	APPROPRIATION AND PROGRAM TITLE	TOTAL GROSS EXPENDITURES	GROSS EXPENDITURES			
			First Quarter	Second Quarter	Third Quarter	Fourth Quarter
	TOTAL - (ALL APPLICABLE APPROPRIATIONS) . . .	$ 9,036	$ 7,055	$ 4,070	$ 817	$ (2,906)
	AIRCRAFT, MISSILES AND RELATED PROCUREMENT - TOTAL	7,851	6,631	4,009	2,614	(5,403)
110	Aircraft, Complete	1,039	3,728	2,544	566	(5,799)
120	Initial Aircraft Component, Spares and Spares Parts	1,086	715	383	71	(83)
130	Related Aircraft Procurement	2,043	1,702	740	49	(448)
140	Modification of In-Service Aircraft and Components	211	137	63	-	11
150	Guided Missiles, Complete	3,822	532	487	1,887	916
180	Industrial Mobilization	-	-	-	-	-
190	Procurement Administration	-	-	-	-	-
992	Reserve For Settlement of Claims	-	-	-	-	-
993	Refunds on Transportation of Persons and Things .	-	-	-	-	-
994	Progress Payments	(400)	(183)	(208)	(9)	-
997	Tax Credits	51	-	-	51	-
	PROCUREMENT OTHER THAN AIRCRAFT AND MISSILES - TOTAL	890	26	30	1,262	(428)
210	Weapons, Ammunition and Assist Take-Off Units . .	154	-	(1)	(34)	189
220	Ground Powered and Marine Equipment	-	-	-	-	-
230	Electronic and Communication Equipment	745	56	21	1,294	(626)
250	Training Equipment	29	7	10	2	10
270	Other Major Equipment	-	-	-	-	-
992	Reserve For Settlement of Claims	-	-	-	-	-
993	Refunds on Transportation of Persons and Things .	-	-	-	-	-
994	Progress Payments	(37)	(37)	-	-	-
	RESEARCH, DEVELOPMENT, TEST AND EVALUATION - TOTAL	295	398	31	(3,059)	2,925
610	Aircraft and Related Equipment	113	292	4	(3,107)	2,924
620	Guided Missiles and Related Equipment	3	3	1	(44)	43
660	Ammunition and Related Equipment	12	5	-	5	2
670	Other Equipment	(2,511)	28	(2,561)	21	-
680	Military Sciences	106	67	20	65	(46)
690	Operation and Management	2,571	3	2,567	-	1
991	Advance Payments	-	-	-	-	-
992	Reserve for Settlement of Claims	-	-	-	-	-
993	Refund on Transportation of Persons and Things . .	-	-	-	-	-

Source: Financial Policy and Analysis Division, Directorate of Budget, Comptroller of the Air Force.

TABLE 225 — DEPARTMENT OF THE AIR FORCE — GROSS EXPENDITURES AGAINST "L", "M", AND APPROPRIATION TRANSFER ACCOUNTS — DURING FY 1962

(Figures are in thousands of dollars and do not necessarily add to totals due to rounding. Figures in parentheses denote minus amounts).

APPROPRIATION AND PROGRAM TITLE	TOTAL GROSS EXPENDITURES	EXPENDITURES			
		First Quarter	Second Quarter	Third Quarter	Fourth Quarter
TOTAL - "L", "M", "ATA", AND UNDISTRIBUTED AMOUNTS	$ 54,007	$ 97,031	$ 342	$ 20,067	$ (63,433)
LIQUIDATION ACCOUNTS - TOTAL	4,211	251	1,732	978	1,250
Aircraft, Missiles and Related Procurement	(2,598)	(720)	(622)	(1,371)	115
Procurement Other Than Aircraft and Missiles	6,438	903	2,155	2,271	1,109
Research, Development, Test and Evaluation	371	68	199	78	26
SUCCESSOR "M" ACCOUNTS - TOTAL	12,484	3,158	3,128	3,504	2,694
Military Personnel	852	229	286	182	155
Reserve Personnel	109	29	20	27	33
Operation and Maintenance	11,493	2,877	2,817	3,294	2,505
Operation and Maintenance, Air National Guard	30	23	5	1	1
APPROPRIATION TRANSFER ACCOUNTS - TOTAL	10,181	1,800	3,894	2,176	2,311
Military Construction, Air Force	9,885	1,779	3,861	2,146	2,099
Missile Procurement	52	21	-	30	1
Other Procurement	205	-	-	-	205
Procurement Other Than Aircraft and Missiles	33	-	33	-	-
Military Construction, Air Force Reserve	6	-	-	-	6
UNDISTRIBUTED AMOUNTS (APPROPRIATION LEVEL) - TOTAL	27,131	91,822	(8,412)	13,409	(69,688)
Aircraft Procurement	10,625	20,698	16,041	(27,431)	1,317
Airlift Modernization	252	334	3,113	(1,350)	(1,845)
Missile Procurement	4,424	22,947	10,063	(22,661)	(5,925)
Other Procurement	639	4,644	1,449	243	(5,697)
Aircraft, Missile and Related Procurement	(1,379)	143	(172)	142	(1,492)
Procurement Other Than Aircraft and Missiles	(2,193)	3,382	(3,265)	(534)	(1,776)
Research, Development, Test and Evaluation	9,427	37,439	(40,876)	57,324	(44,460)
Military Construction, Air Force	5,292	2,350	5,073	7,608	(9,739)
Military Construction, Air Force Reserve	-	6	(5)	11	(12)
Military Construction, Air National Guard	44	(121)	167	57	(59)

Source: Financial Policy and Analysis Division, Directorate of Budget, Comptroller of the Air Force.

TABLE 226 — STATUS OF USAF RESEARCH, DEVELOPMENT, TEST, AND EVALUATION APPROPRIATION FOR FY 1960 THROUGH FY 1962 — AS OF 30 JUN 1962

(Figures are in millions of dollars and do not necessarily add to totals due to rounding. Figures in parentheses denote minus amounts).

ACCOUNT OR FISCAL YEAR	APPROPRIATION	ADJUSTMENTS a/	REIMBURSEMENTS	TOTAL AVAILABLE FOR OBLIGATION	OBLIGATIONS	EXPENDITURES	UNLIQUIDATED OBLIGATIONS
TOTAL	$10,177.6	$ 898.5	$ 689.7	$ 11,765.8	$ 11,247.5	$ 10,134.8	$ 1,112.7
Appropriation Transfer Account	-	1.1	-	1.1	1.1	1.1	-
Liquidation Account	-	30.9	1.2	32.1	29.5	29.2	.3
FY 1950 through FY 1955	2,338.7	23.2	1.1	2,363.0	2,363.0	2,363.0	-
FY 1956	570.0	35.7	3.1	608.8	608.1	607.9	.2
FY 1957	710.0	(20.7)	11.2	700.5	700.5	699.4	1.1
FY 1958	691.0	45.7	5.5	742.2	742.1	739.7	2.5
FY 1959	751.8	12.6	48.8	813.2	811.8	806.3	5.4
FY 1960	1,159.9	292.1	131.7	1,583.7	1,579.8	1,545.9	33.9
FY 1961	1,552.9	196.7	205.5	1,955.1	1,947.5	1,831.4	116.2
FY 1962	2,403.3	281.2	281.6	2,966.1	2,464.0	1,486.0	978.0
Undistributed	-	-	-	-	-	25.0	(25.0)

a/ Detail of adjustments is shown on the following table.

DETAIL OF ADJUSTMENTS (SEE TABLE COLUMN 2 ABOVE)

(Figures are in millions of dollars)

SOURCE OF TRANSFER	FY 1950 Through FY 1955	FY 1956	FY 1957	FY 1958	FY 1959	FY 1960	FY 1961	FY 1962	LIQUIDATION ACCOUNT	APPROPRIATION TRANSFER ACCOUNT
ADJUSTMENTS - TOTAL	23.2	35.7	(20.7)	45.7	12.6	292.1	196.7	281.2	30.9	1.1
1. Transferred from "Emergency Fund", Department of Defense	88.5	23.3	14.0	29.4	41.0	50.7	31.0	129.1	-	-
2. Transferred from "Aircraft Missiles and Related Procurement"	5.0	-	-	-	-	11.9	223.2	-	-	-
3. Transferred to "Signal Service, Army" for Armed Forces Security Agency	(7)	-	-	-	-	-	-	-	-	-
4. Transferred to "Expenses, Airways Modernization Board"	-	-	-	(5.3)	-	-	-	-	-	-
5. Transferred to "Salaries and Expenses, Advanced Research Projects Agency" Department of Defense	-	-	-	(.2)	-	-	-	-	-	-
6. Transferred from "Salaries and Expenses, Advanced Research Projects Agency", Department of Defense	-	-	-	-	-	275.2	-	-	-	-
7. Transferred to "Research and Development National Aeronautics and Space Administration"	-	-	-	-	(12.7)	-	-	-	-	-
8. Transferred to "Plant Requisition and Construction, AEC"	-	-	-	-	-	-	(6.3)	-	-	-
9. Transferred to "Emergency Fund", Department of Defense"	-	-	-	-	-	-	-	(2.5)	-	-
10. Administrative Transfer of Prior Year Funds	(69.6)	12.4	(34.6)	22.0	(15.7)	(45.7)	(51.2)	154.6	30.9	1.1

Source: Financial Policy and Analysis Division, Directorate of Budget, Comptroller of the Air Force.

TABLE 227 — DEPARTMENT OF THE AIR FORCE — RESEARCH, DEVELOPMENT, TEST AND EVALUATION

(Table below is reported in whole dollars which may not necessarily add

OPERATING AGENCY	TOTAL	PROGRAM BY 610 Aircraft and Related Equipment	620 Guided Missiles And Related Equipment	630 Military Astronautics And Related Equipment	660 Ordnance, Combat Vehicles and Related Equipment
	PROGRAM				
TOTAL	$ 811,752,171	$ 105,662,259	$ 119,497,665	$ -	$ 7,834,313
Air Research and Development Command	805,781,910	105,662,259	119,497,665	-	7,834,313
Secretary of the Air Staff (USAF)	427,500	-	-	-	-
Air University	4,184,200	-	-	-	-
Director of Budget (USAF)	-	-	-	-	-
Alaska Air Command	1,358,560	-	-	-	-
Air Force Finance Center	-	-	-	-	-
	PROGRAM				
TOTAL	1,579,794,525	208,551,680	182,434,173	309,905,741	13,729,035
Air Research and Development Command	1,560,000,310	208,551,680	182,434,173	297,058,491	13,729,035
Secretary of the Air Staff (USAF)	400,000	-	-	-	-
Air University	754,298	-	-	-	-
Director of Budget (USAF)	12,847,250	-	-	12,847,250	-
Air Training Command	4,970,193	-	-	-	-
Alaska Air Command	1,059,449	-	-	-	-
Air Force Finance Center	(236,973)	-	-	-	-
	PROGRAM				
TOTAL	1,947,547,663	172,511,903	338,040,802	470,906,567	12,706,346
Air Research and Development Command	1,850,203,021	171,011,903	331,261,369	470,906,567	12,706,346
Secretary of the Air Staff (USAF)	399,901	-	-	-	-
Air University a/	-	-	-	-	-
Director of Budget (USAF)	2,490,000	1,500,000	-	-	-
Air Training Command	5,668,091	-	-	-	-
Alaska Air Command	1,250,368	-	-	-	-
Office of Aerospace Research	87,536,278	-	6,779,433	-	-
	PROGRAM				
TOTAL	2,464,014,348	409,077,423	374,603,718	811,029,704	-
Air Research and Development Command	2,337,454,926	408,602,583	366,021,755	811,029,704	-
Secretary of the Air Staff (USAF)	520,000	-	-	-	-
Director of Budget (USAF)	2,730,756	-	-	-	-
Air Training Command	1,456,744	-	-	-	-
Alaska Air Command	294,223	-	-	-	-
Office of Aerospace Research	121,557,700	474,840	8,581,963	-	-

a/ Budget and Accounting responsibilities transferred to Air Training Command for FY-61 and subsequent fiscal years.

Source: Financial Policy and Analysis Division, Directorate of Budget, Comptroller of the Air Force.

APPROPRIATION CUMULATIVE OBLIGATIONS BY OPERATING AGENCY – 30 JUNE 1962

to totals due to rounding; figures in parentheses denote minus-amounts)

NUMBER					
670 Other Equipment	680 Military Sciences	690 Program-Wide Management And Support	991 Advance Payments to Contractors	Miscel-laneous	OPERATING AGENCY
YEAR FY 1959					
$ 83,609,777	$ 133,845,368	$ 361,302,788	$ -	$ -	
83,609,777	131,427,283	357,750,613	-	-	Air Research and Development Command
-	427,500	-	-	-	Secretary of the Air Staff (USAF)
-	1,635,280	2,548,920	-	-	Air University
-	-	-	-	-	Director of Budget
-	355,305	1,003,255	-	-	Alaska Air Command
-	-	-	-	-	Air Force Finance Center
YEAR FY 1960					
$ 254,851,282	$ 174,467,054	436,083,394	$ -	$ (227,834)	
254,851,282	171,535,971	431,839,678	-	-	Air Research and Development Command
-	400,000	-	-	-	Secretary of the Air Staff (USAF)
-	-	754,298	-	-	Air University
-	-	-	-	-	Director of Budget (USAF)
-	2,098,676	2,871,517	-	-	Air Training Command
-	432,408	627,041	-	-	Alaska Air Command
-	-	(9,139)	-	(227,834)	Air Force Finance Center
YEAR FY 1961					
$ 212,344,063	233,700,616	507,337,366	-	-	
211,039,056	166,431,972	486,845,808	-	-	Air Research and Development Command
-	399,901	-	-	-	Secretary of the Air Staff (USAF)
-	-	-	-	-	Air University
740,000	250,000	-	-	-	Director of Budget (USAF)
-	1,847,591	3,820,500	-	-	Air Training Command
-	497,702	752,666	-	-	Alaska Air Command
565,007	64,273,448	15,918,390	-	-	Office of Aerospace Research
YEAR FY 1962					
$ 211,055,886	134,646,687	523,600,931	-	-	
205,813,034	45,265,105	500,722,745	-	-	Air Research and Development Command
-	520,000	-	-	-	Secretary of the Air Staff (USAF)
2,730,756	-	-	-	-	Director of Budget (USAF)
-	192,349	1,264,395	-	-	Air Training Command
-	162,844	131,379	-	-	Alaska Air Command
2,512,095	88,506,390	21,482,412	-	-	Office of Aerospace Research