

THE  
UNITED STATES AIR FORCE  
*SUMMARY*

FY 1988/1989 (AMENDED)

FOURTEENTH EDITION

RCS: SAF-ACC(A) 7203

Publication Date: 15 May 1988

Prepared by:

Deputy Comptroller, Cost & Economics

Comptroller of the Air Force

Washington DC 20330-1000

## FOREWORD

This is the fourteenth edition of the USAF SUMMARY. It contains data and graphs on finance, manpower, forces, operations, installations and related subjects. Also included are listings of key Air Force and Congressional Committee members.

Plans this year include (1) publication in September of a Table E-2, "Department of the Air Force Key Personnel," update to reflect personnel changes during the summer of 1988, and (2) a survey of user publication needs and the validation of addressee information. At that time, we look forward to your response and to any comments you may wish to offer concerning additional information which we may be able to provide.

TABLE OF CONTENTS

SUBJECT	PAGE
Foreword .....	i
Table of Contents .....	ii
Table of Charts .....	viii
<u>FINANCE</u>	
Table A-1 U.S. Government Budget (Constant FY 89 Dollars) ...	A-2
Table A-2 U.S. Government Budget (Current Dollars) .....	A-3
Table A-3 U.S. Budget Receipts by Source (Current Dollars) ..	A-6
Table A-4 U.S. Budget Outlays by Function (Current Dollars) .....	A-9
Table A-5 Gross National Product Deflator, Consumer Price, and Product Price Indices (FY 89 Base Year) .....	A-11
Table A-6 Budget and Finance: Federal, Department of Defense and Air Force .....	A-12
Table A-7 National Defense Outlays and Payments for Individuals as Percentages of GNP .....	A-14
Table A-8 National Defense Outlays and Payments for Individuals as Percentages of Federal Outlays .....	A-16
Table A-9 DOD Budget Trends .....	A-18
Table A-10 DOD <u>TOA</u> by Appropriation Category: Research, Investment and Operations .....	A-19
Table A-11 DOD <u>Outlays</u> by Appropriation Category: Research, Investment and Operations .....	A-20
Table A-12 AF Budget Trends .....	A-22
Table A-13 AF TOA by Major Force Program .....	A-24
Table A-14 AF TOA by Appropriation, Then-Year Dollars .....	A-26
Table A-15 AF TOA by Appropriation, Constant FY 1988 Dollars .....	A-27

TABLE OF CONTENTS (Cont'd)

SUBJECT	PAGE
<u>FINANCE (Cont'd)</u>	
Table A-16	AF Annual Personnel Outlays ..... A-28
Table A-17	AF Aircraft Replenishment Spares Detail ..... A-30
Table A-18	AF O&M Funding Detail by Major Force Program and Commodity Group ..... A-32
Table A-19	Raw Inflation Indices by Appropriation, 1949-2000 (Base Year 89) ..... A-33
Table A-20	AF Weighted Inflation Indices by Appropriation, 1949-2000 ..... A-38
Table A-21	AF Military and Civilian Annual Average Pay ..... A-43
Table A-22	AF Military and Civilian Pay Increases (49-88) .... A-44
Table A-23	AF Military Pay Factors by Grade ..... A-45
Table A-24	AF Military Pay and Allowances by Grade, <u>FY 87</u> ..... A-46
Table A-25	AF Military Pay and Allowances by Grade, <u>FY 88</u> ..... A-47
Table A-26	AF Military Pay and Allowances by Grade, <u>FY 89</u> ..... A-48
Table A-27	Military Pay Rates by Flying Status and Location .. A-49
Table A-28	AF Military Monthly Basic Allowance for Quarters by Grade Detail ..... A-50
Table A-29	AF Monthly Basic Pay by Grade and Years of Service ..... A-52
Table A-30	AF Civilian Pay Schedule by Step within Grade, General Schedule Employees ..... A-53
<u>SARs</u>	
Table B-1	SAR Weapon System Costs by Percent of Completion .. B-4
Table B-2	SAR Program Acquisition Cost Summary, Current Dollars ..... B-6

TABLE OF CONTENTS (Cont'd)

SUBJECT	PAGE
<u>SARs (Cont'd)</u>	
Table B-3      Distribution of Cost Changes Between Development Estimate and Current Estimate .....	B-7
Table B-4      Distribution of Cost Changes by Category of Change, Then-Year Dollars .....	B-8
<u>PERSONNEL</u>	
Table C-1      DOD Paid Personnel Distribution, Active and Reserve .....	C-1
Table C-2      USAF and Air Reserve Forces Personnel Distribution .....	C-4
Table C-3      AF Personnel Population by Major Force Program .....	C-5
Table C-4      AF Personnel Population by Major Command, Separate Operating Agency and Direct Reporting Unit .....	C-7
Table C-5      AF Personnel by State and Country of Assignment .....	C-14
Table C-6      Personnel Distribution within Major Installations .....	C-22
Table C-7      AF Active Duty Military Personnel by Grade .....	C-33
Table C-8      Manpower by AF Specialty Group .....	C-34
Table C-9      Officer Personnel by Occupational Field, Permanent Party and Pipeline .....	C-36
Table C-10     Enlisted Personnel by Career Field .....	C-41
Table C-11     Military Personnel Distribution by Ethnic Group .....	C-43
Table C-12     Military Personnel by Age .....	C-44

TABLE OF CONTENTS (Cont'd)

SUBJECT

PAGE

PERSONNEL (Cont'd)

Table C-13	Officers by Educational Level .....	C-46
Table C-14	Officer Distribution by Professional Field (80-86) .....	C-48
Table C-15	USAF Active Duty Pilot and Navigator Requirements and Inventory .....	C-49
Table C-16	Rated Officers on Flying Status Distribution by Grade .....	C-50
Table C-17	AF Rated Personnel and Pilot/Navigator Trainee Distribution by MAJCOM/SOA/DRU (80-86).....	C-51
Table C-18	AF Pilot and Navigator Population Receiving Incentive Pay .....	C-55
Table C-19	AF Pilot and Navigator Population Actually Flying .....	C-55
Table C-20	AF Enlisted Accessions by Educational Level and Gender .....	C-57
Table C-21	AF Military Minority Distribution by Grade .....	C-61
Table C-22	AF Military Women by Grade .....	C-64
Table C-23	Air Reserve Forces .....	C-66
Table C-24	AF Reserve Personnel Distribution .....	C-67
Table C-25	AF Retired Military Population by Grade .....	C-71
Table C-26	AF Retired Military by Type of Disability .....	C-72
Table C-27	AF Military Retirement Program Recipient Distribution and Cost .....	C-73
Table C-28	Schedule of Civilian Permanent Air Force Positions .....	C-75

TABLE OF CONTENTS (Cont'd)

SUBJECT	PAGE
<u>FORCES, OPERATIONS and INSTALLATIONS</u>	
Table D-1	Total Active Aircraft Inventory, Regular Air Force, Air Force Reserve, and Air National Guard ..... D-2
Table D-2	AF Flying Squadrons by Mission ..... D-3
Table D-3	Total Active Aircraft Inventory by Mission/Designation, Regular Air Force ..... D-4
Table D-4	Total Active Aircraft Inventory by Mission/Designation, Air Force Reserve ..... D-7
Table D-5	Total Active Aircraft Inventory by Mission/Designation, Air National Guard ..... D-9
Table D-6	Average Age of Regular Air Force and Air Reserve Forces Aircraft Inventory ..... D-12
Table D-7	Average Aircraft Age by Mission/Designation, Regular Air Force ..... D-13
Table D-8	Average Aircraft Age by Mission/Designation, Air Force Reserve ..... D-15
Table D-9	Average Aircraft Age by Mission/Designation, Air National Guard ..... D-16
Table D-10	Average Age of AF Missile and Drone Inventory ..... D-18
Table D-11	AF Programmed vs Actual Flying Hours ..... D-19
Table D-12	Flying Hours by Aircraft Mission/Designation, Regular Air Force ..... D-20
Table D-13	Flying Hours by Aircraft Mission/Designation, Air Force Reserve ..... D-23
Table D-14	Flying Hours by Aircraft Mission/Designation, Air National Guard ..... D-25
Table D-15	Aircraft Mishap and Destroy Rates per 100,000 Flying Hours ..... D-27

TABLE OF CONTENTS (Cont'd)

SUBJECT	PAGE
<u>FORCES, OPERATIONS and INSTALLATIONS (Cont'd)</u>	
Table D-16	Mission Capability Rates by Aircraft Mission/Designation (Percent) ..... D-28
Table D-17	Aviation Fuel Consumption and Cost Factors ..... D-32
Table D-18	Air Force Installations Posture ..... D-36
Table D-19	Air Force Reserve Flying Unit Locations by State .. D-38
Table D-20	Air National Guard Flying Unit Locations by State ..... D-40
Table D-21	AF Family Housing Inventory ..... D-43
<u>KEY PERSONNEL</u>	
Table E-1	Congressional Committees ..... E-1
Table E-2	Department of the Air Force Key Personnel ..... E-12
GLOSSARY	..... F-1



TABLE OF CHARTS

SUBJECT		PAGE
<u>FINANCE</u>		
Figure A-1	US Government Budget Trends .....	A-1
Figure A-2	The Federal Government Dollar .....	A-4
Figure A-3	Federal Government Receipts .....	A-5
Figure A-4	Federal Government Outlays .....	A-8
Figure A-5	National Defense Outlays and Payments for Individuals as Percentages of GNP .....	A-13
Figure A-6	National Defense Outlays and Payments for Individuals as a Percent of Federal Outlays .....	A-15
Figure A-7	Department of Defense Budget Trends, (TOA and Outlays) .....	A-17
Figure A-8	United States Air Force Budget Trends, (TOA and Outlays) .....	A-21
Figure A-9	Air Force Total Obligational Authority (TOA) by Major Force Program .....	A-23
Figure A-10	Air Force Total Obligational Authority (TOA) by Appropriation .....	A-25
Figure A-11	Replenishment Spares, Requirements vs Funding .....	A-29
Figure A-12	Operations and Maintenance (O&M) Funding by Commodity Group .....	A-31
<u>SARs</u>		
Figure B-1	AF Selected Acquisition Report (SAR) Program, Outyear vs Prior Year Funding .....	B-1
Figure B-2	Air Force SAR Program Cost: Baseline & Growth .....	B-2
Figure B-3	Selected Acquisition Report (SAR) Program, Breakout by Cost .....	B-3 B-3

TABLE OF CHARTS (Cont'd)

SUBJECT	PAGE
<u>PERSONNEL</u>	
Figure C-1	USAF Assigned/Authorized Population Trends ..... C-3
Figure C-2	Air Force Officer Population Academic Achievement Trends ..... C-45
Figure C-3	Air Force Enlisted Population Education Trends ..... C-56
Figure C-4	Air Force Active Military Minorities (Racial) as a Percent ..... C-60
Figure C-5	Air Force Active Duty Military Female Population .. C-63
Figure C-6	Air Reserve Forces: Ready Reserve, AFR Standby, Retirees ..... C-65
Figure C-7	Air Force Courts Martial Activity/ Air Force Article 15 Activity ..... C-74
<u>FORCES, OPERATIONS AND INSTALLATIONS</u>	
Figure D-1	Air Force Aircraft Inventory, Active and Reserve Units ..... D-1
Figure D-2	Air Force Active and Reserve Forces Flying Hour Comparison ..... D-1
Figure D-3	Air Force Active Aircraft Average Age by Mission Category ..... D-11
Figure D-4	Percent of Active and Reserve Air Force Aircraft with a Minimum Average Age of at Least Nine Years ..... D-11
Figure D-5	MAP: USAF Active Major Installations, CONUS ..... D-33
Figure D-5	MAP: USAF Active Major Installations, <u>Europe, Africa and the Middle East</u> ..... D-34
Figure D-6	MAP: USAF Active Major Installations, <u>Atlantic, Central America, and the Pacific</u> ..... D-35

# FINANCE

FIGURE A-1

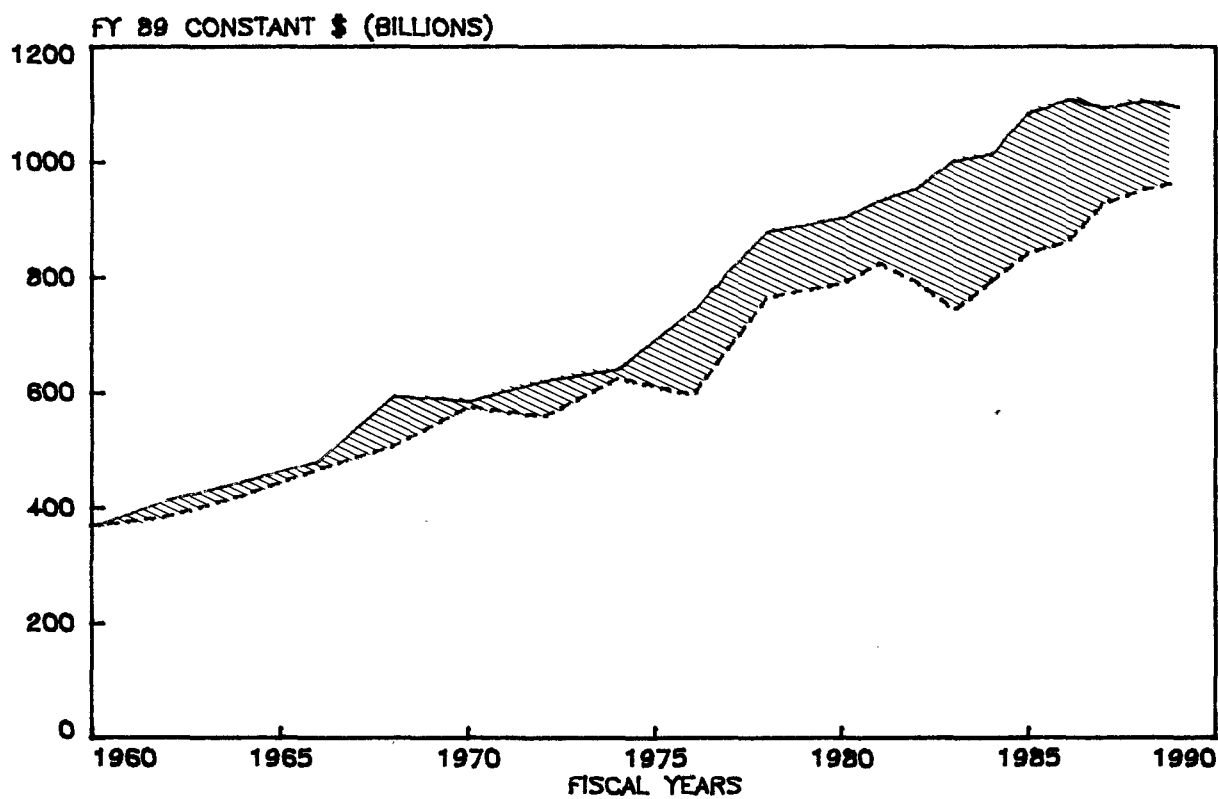
US GOVERNMENT BUDGET TRENDS

OUTLAYS

RECEIPTS

—————

- - - - -



NOTE: THE SHADED AREA REPRESENTS THE BUDGET DEFICIT, ALTHOUGH SMALL SURPLUSES WERE REALIZED IN BOTH FY 1960 (\$1.2B) AND FY 1969 (\$10.1B).

TABLE A-1

U.S. Government Budget  
(Constant 89 Dollars in Billions)

FISCAL YEAR	GNP	RECEIPTS	OUTLAYS	SURPLUS/ DEFICIT
1960	2016.4	367.3	366.1	1.2
1961	2041.0	371.2	384.2	-13.0
1962	2154.6	385.9	413.3	-27.5
1963	2235.6	404.9	422.7	-17.9
1964	2361.2	422.4	444.6	-22.1
1965	2473.9	429.0	434.1	-5.1
1966	2640.3	466.4	479.6	-13.2
1967	2734.0	512.6	542.6	-29.6
1968	2832.8	508.5	591.9	-83.7
1969	2937.4	590.6	580.2	10.1
1970	2954.6	575.1	583.5	-8.4
1971	2999.6	530.9	596.5	-65.3
1972	3094.3	557.2	620.1	-62.9
1973	3289.1	590.5	628.6	-38.1
1974	3365.0	625.0	639.8	-14.5
1975	3274.6	599.9	714.2	-114.3
1976 <sup>1/</sup>	3390.9	594.7	741.8	-147.0
1977	3965.6	728.5	838.3	-109.8
1978	4166.3	766.0	879.3	-113.5
1979	4260.0	804.9	874.7	-69.8
1980	4078.2	790.5	903.3	-112.8
1981	4108.1	824.5	933.0	-108.5
1982	4023.1	791.2	955.0	-163.8
1983	4112.6	743.5	1002.0	-258.6
1984	4396.7	792.9	1013.4	-220.4
1985	4528.5	842.2	1085.7	-243.6
1986	4691.6	861.4	1109.1	-247.7
1987	4797.0	929.3	1093.1	-163.6
1988	2/4890.7	951.2	1104.7	-153.5
1989	2/4973.1	964.7	1094.2	-129.5

## Footnote:

1/ Excludes Transition Quarter.

2/ Estimated.

OPR: SAF/ACCE, Mr S Connair, Ext 71152.

## Data Sources:

GNP--Data Resources, Inc. (DRI)

Other--"Historical Tables, Budget of the  
U.S. Government," FY 1989, Table 1.1.

TABLE A-2

U.S. Government Budget  
(Current Dollars in Billions)

FISCAL YEAR	GNP	RECEIPTS	OUTLAYS	SURPLUS/ DEFICIT	G-R-H TARGET
1960	507.8	92.5	92.2	0.3	-
1961	519.0	94.4	97.7	-3.3	-
1962	556.7	99.7	106.8	-7.1	-
1963	588.6	106.6	111.3	-4.7	-
1964	629.4	112.6	118.5	-5.9	-
1965	673.6	116.8	118.2	-1.4	-
1966	740.5	130.8	134.5	-3.7	-
1967	793.6	148.8	157.5	-8.6	-
1968	852.4	153.0	178.1	-25.2	-
1969	929.5	186.9	183.6	3.2	-
1970	990.5	192.8	195.6	-2.8	-
1971	1,057.1	187.1	210.2	-23.0	-
1972	1,151.2	207.3	230.7	-23.4	-
1973	1,285.5	230.8	245.7	-14.9	-
1974	1,417.0	263.2	269.4	-6.1	-
1975	1,523.5	279.1	332.3	-53.2	-
1976	1/1,699.6	298.1	371.8	-73.7	-
1977	1,935.8	355.6	409.2	-53.6	-
1978	2,173.4	399.6	458.7	-59.2	-
1979	2,452.2	463.3	503.5	-40.2	-
1980	2,667.7	517.1	590.9	-73.8	-
1981	2,986.2	599.3	678.2	-78.9	-
1982	3,141.5	617.8	745.7	-127.9	-
1983	3,322.4	600.6	809.5	-208.9	-
1984	3,695.7	666.5	851.8	-185.3	-
1985	3,947.1	734.1	946.3	-212.3	-
1986	4,189.1	769.1	990.3	-221.2	-171.9
1987	4,408.7	854.1	1,004.6	-150.4	-144.0
1988	2/4,674.7	909.2	1,055.9	-146.7	-144.0
1989	2/4,973.1	964.7	1,094.2	-129.5	-136.0

## Footnotes:

1/ Excludes Transition Quarter.

2/ Estimated.

OPR: GNP: SAF/ACCE, Mr S Connair, Ext 71152.

Other: SAF/ACBMP, Lt Col Wood, Ext 43642.

## Data Source:

GNP: Data Resources, Inc.

Other: "Historical Tables, Budget of the  
US Government," FY 1989, Table 1.1;G-R-H Targets: "Economic and Budget Outlook:  
FYs 89-93," CBO, Feb 88.

TABLE A-1

U.S. Government Budget  
(Constant 89 Dollars in Billions)

FISCAL YEAR	GNP	RECEIPTS	OUTLAYS	SURPLUS/ DEFICIT
1960	2016.4	367.3	366.1	1.2
1961	2041.0	371.2	384.2	-13.0
1962	2154.6	385.9	413.3	-27.5
1963	2235.6	404.9	422.7	-17.9
1964	2361.2	422.4	444.6	-22.1
1965	2473.9	429.0	434.1	-5.1
1966	2640.3	466.4	479.6	-13.2
1967	2734.0	512.6	542.6	-29.6
1968	2832.8	508.5	591.9	-83.7
1969	2937.4	590.6	580.2	10.1
1970	2954.6	575.1	583.5	- 8.4
1971	2999.6	530.9	596.5	-65.3
1972	3094.3	557.2	620.1	-62.9
1973	3289.1	590.5	628.6	-38.1
1974	3365.0	625.0	639.8	-14.5
1975	3274.6	599.9	714.2	-114.3
1976 <sup>1/</sup>	3390.9	594.7	741.8	-147.0
1977	3965.6	728.5	838.3	-109.8
1978	4166.3	766.0	879.3	-113.5
1979	4260.0	804.9	874.7	-69.8
1980	4078.2	790.5	903.3	-112.8
1981	4108.1	824.5	933.0	-108.5
1982	4023.1	791.2	955.0	-163.8
1983	4112.6	743.5	1002.0	-258.6
1984	4396.7	792.9	1013.4	-220.4
1985	4528.5	842.2	1085.7	-243.6
1986	4691.6	861.4	1109.1	-247.7
1987	4797.0	929.3	1093.1	-163.6
1988 <sup>2/</sup>	4890.7	951.2	1104.7	-153.5
1989 <sup>2/</sup>	4973.1	964.7	1094.2	-129.5

## Footnote:

1/ Excludes Transition Quarter.

2/ Estimated.

OPR: SAF/ACCE, Mr S Connair, Ext 71152.

## Data Sources:

GNP--Data Resources, Inc. (DRI)

Other--"Historical Tables, Budget of the  
U.S. Government," FY 1989, Table 1.1.

TABLE A-2

U.S. Government Budget  
(Current Dollars in Billions)

FISCAL YEAR	GNP	RECEIPTS	OUTLAYS	SURPLUS/ DEFICIT	G-R-H TARGET
1960	507.8	92.5	92.2	0.3	-
1961	519.0	94.4	97.7	-3.3	-
1962	556.7	99.7	106.8	-7.1	-
1963	588.6	106.6	111.3	-4.7	-
1964	629.4	112.6	118.5	-5.9	-
1965	673.6	116.8	118.2	-1.4	-
1966	740.5	130.8	134.5	-3.7	-
1967	793.6	148.8	157.5	-8.6	-
1968	852.4	153.0	178.1	-25.2	-
1969	929.5	186.9	183.6	3.2	-
1970	990.5	192.8	195.6	-2.8	-
1971	1,057.1	187.1	210.2	-23.0	-
1972	1,151.2	207.3	230.7	-23.4	-
1973	1,285.5	230.8	245.7	-14.9	-
1974	1,417.0	263.2	269.4	-6.1	-
1975	1,523.5	279.1	332.3	-53.2	-
1976	1/1,699.6	298.1	371.8	-73.7	-
1977	1,935.8	355.6	409.2	-53.6	-
1978	2,173.4	399.6	458.7	-59.2	-
1979	2,452.2	463.3	503.5	-40.2	-
1980	2,667.7	517.1	590.9	-73.8	-
1981	2,986.2	599.3	678.2	-78.9	-
1982	3,141.5	617.8	745.7	-127.9	-
1983	3,322.4	600.6	809.5	-208.9	-
1984	3,695.7	666.5	851.8	-185.3	-
1985	3,947.1	734.1	946.3	-212.3	-
1986	4,189.1	769.1	990.3	-221.2	-171.9
1987	4,408.7	854.1	1,004.6	-150.4	-144.0
1988	2/4,674.7	909.2	1,055.9	-146.7	-144.0
1989	2/4,973.1	964.7	1,094.2	-129.5	-136.0

## Footnotes:

1/ Excludes Transition Quarter.

2/ Estimated.

OPR: GNP: SAF/ACCE, Mr S Connair, Ext 71152.

Other: SAF/ACBMP, Lt Col Wood, Ext 43642.


## Data Source:

GNP: Data Resources, Inc.

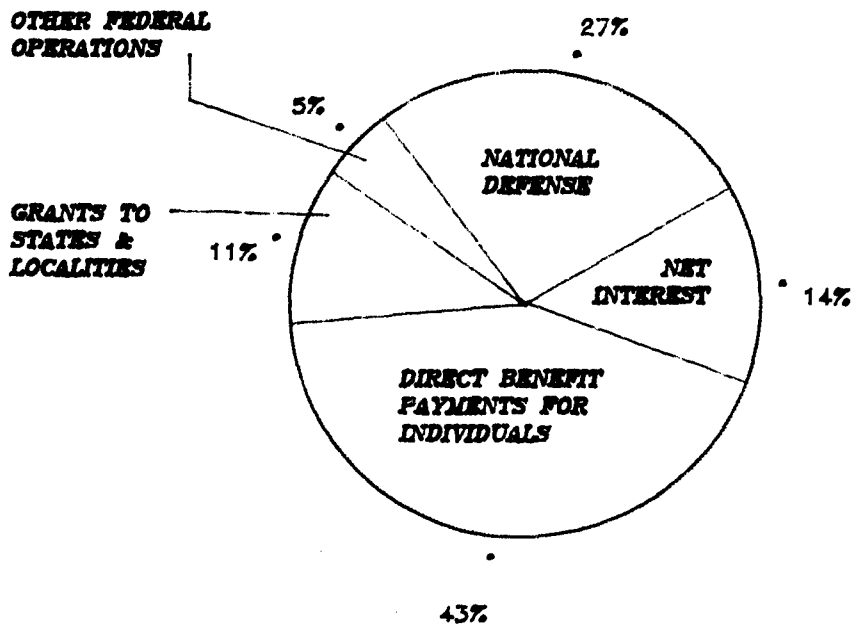
Other: "Historical Tables, Budget of the  
US Government," FY 1989, Table 1.1;G-R-H Targets: "Economic and Budget Outlook:  
FYs 89-93," CBO, Feb 88.



**FIGURE A-2**  
**THE FEDERAL GOVERNMENT DOLLAR**  
**(FISCAL YEAR 1989 ESTIMATE)**

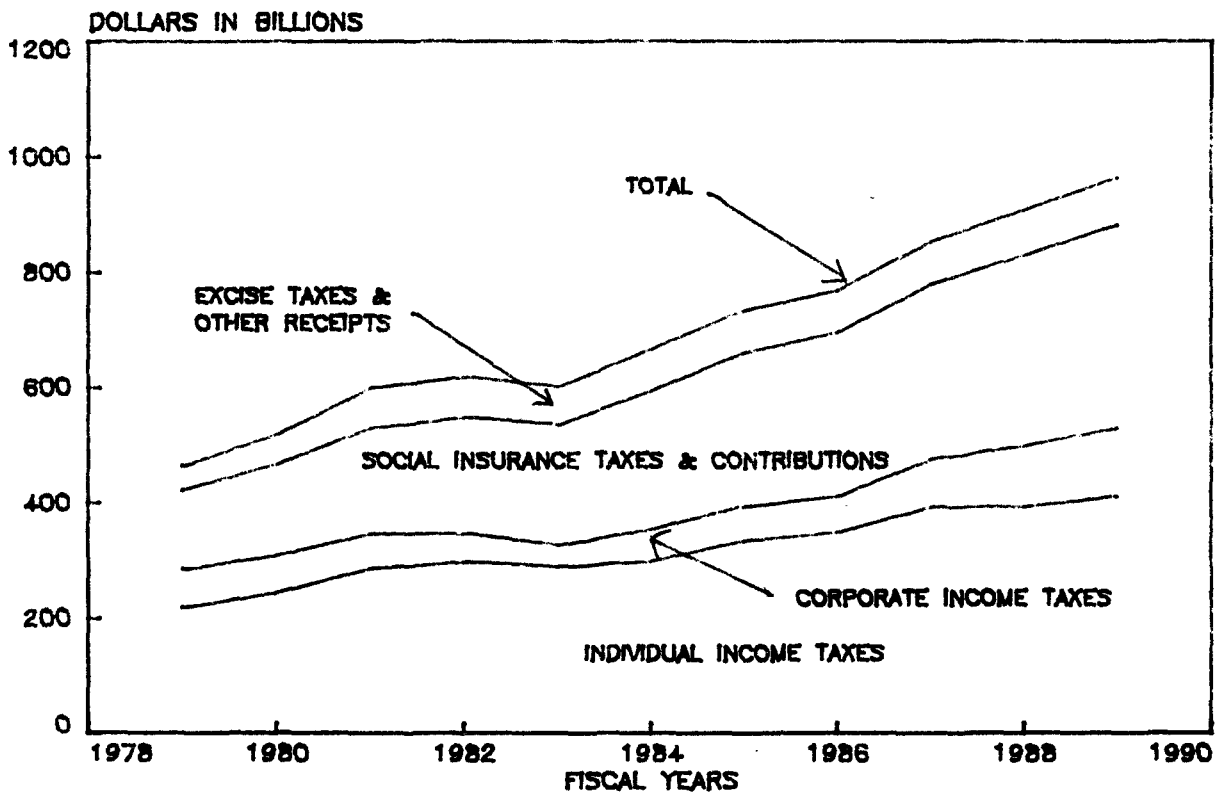


**WHERE IT COMES FROM...**



**WHERE IT GOES...**

FIGURE A-3  
FEDERAL GOVERNMENT RECEIPTS



DATA SOURCE: "UNITED STATES AIR FORCE BUDGET BOOK," FY 88/89 (AMENDED),  
TABLE A-9.

TABLE A-3

U.S. BUDGET RECEIPTS BY SOURCE  
(Current Dollars in Billions)

FY	Taxes			Soc. 2/ Ins. & Contr.	3/ Other	TOTAL
	Ind. Inc.	Corp. Inc.	Ex- cise			
1960	40.7	21.5	11.7	14.7	3.9	92.5
1961	41.3	21.0	11.9	16.4	3.8	94.4
1962	45.6	20.5	12.5	17.0	4.0	99.7
1963	47.6	21.6	13.2	19.8	4.4	106.6
1964	48.7	23.5	13.7	22.0	4.7	112.6
1965	48.8	25.5	14.6	22.2	5.8	116.8
1966	55.4	30.1	13.1	25.5	6.7	130.8
1967	61.5	34.0	13.7	32.6	7.0	148.8
1968	68.7	28.7	14.1	33.9	7.6	153.0
1969	87.2	36.7	15.2	39.0	8.7	186.9
1970	90.4	32.8	15.7	44.4	9.5	192.8
1971	86.2	26.8	16.6	47.3	10.2	187.1
1972	94.7	32.2	15.5	52.6	12.4	207.3
1973	103.2	36.2	16.3	63.1	12.0	230.8
1974	119.0	38.6	16.8	75.1	13.7	263.2
1975	122.4	40.6	16.6	84.5	15.0	279.1
1976	131.6	41.4	17.0	90.8	17.3	298.1
1977	157.6	54.9	17.5	106.5	19.0	355.6
1978	181.0	60.0	18.4	121.0	19.3	399.6
1979	217.8	65.7	18.7	138.9	22.1	463.3
1980	244.1	64.6	24.3	157.8	26.3	517.1
1981	285.9	61.1	40.8	182.7	28.7	599.3
1982	297.7	49.2	36.3	201.5	33.0	617.8
1983	288.9	37.0	35.3	209.0	30.3	600.6
1984	298.4	56.9	37.4	239.4	34.4	666.5
1985	334.5	61.3	36.0	265.2	37.0	734.1
1986	349.0	63.1	32.9	283.9	40.2	769.1
1987	392.6	83.9	32.5	303.3	41.9	854.1
1988 <sup>4/</sup>	393.4	105.6	35.3	331.5	43.4	909.2
1989 <sup>4/</sup>	412.4	117.7	35.2	354.6	44.8	964.7

TABLE A-3 (Cont'd)

U.S. BUDGET RECEIPTS BY SOURCE  
(Current Dollars in Billions)

---

Footnotes:

1/ Excise Taxes:

Federal funds:

Alcohol taxes

Tobacco taxes

Other

Trust Funds:

Highways

Airport and airway (1970-present)

Black lung disability (1970-present)

2/ Employment taxes and contributions:

Old-age and survivors insurance:

Trust funds

Disability insurance

Hospital insurance

Railroad retirement/pension fund:

Trust fund

Unemployment insurance:

Federal fund (1940-1969)

Trust fund

Other retirement contributions:

Employees retirement -- employee  
contributions

Contributions for non-Federal employees

3/ Other = Total Receipts - Individual Income

Taxes Corporation Income Taxes - Social

Security Insurance Contributions -

Excise Taxes.

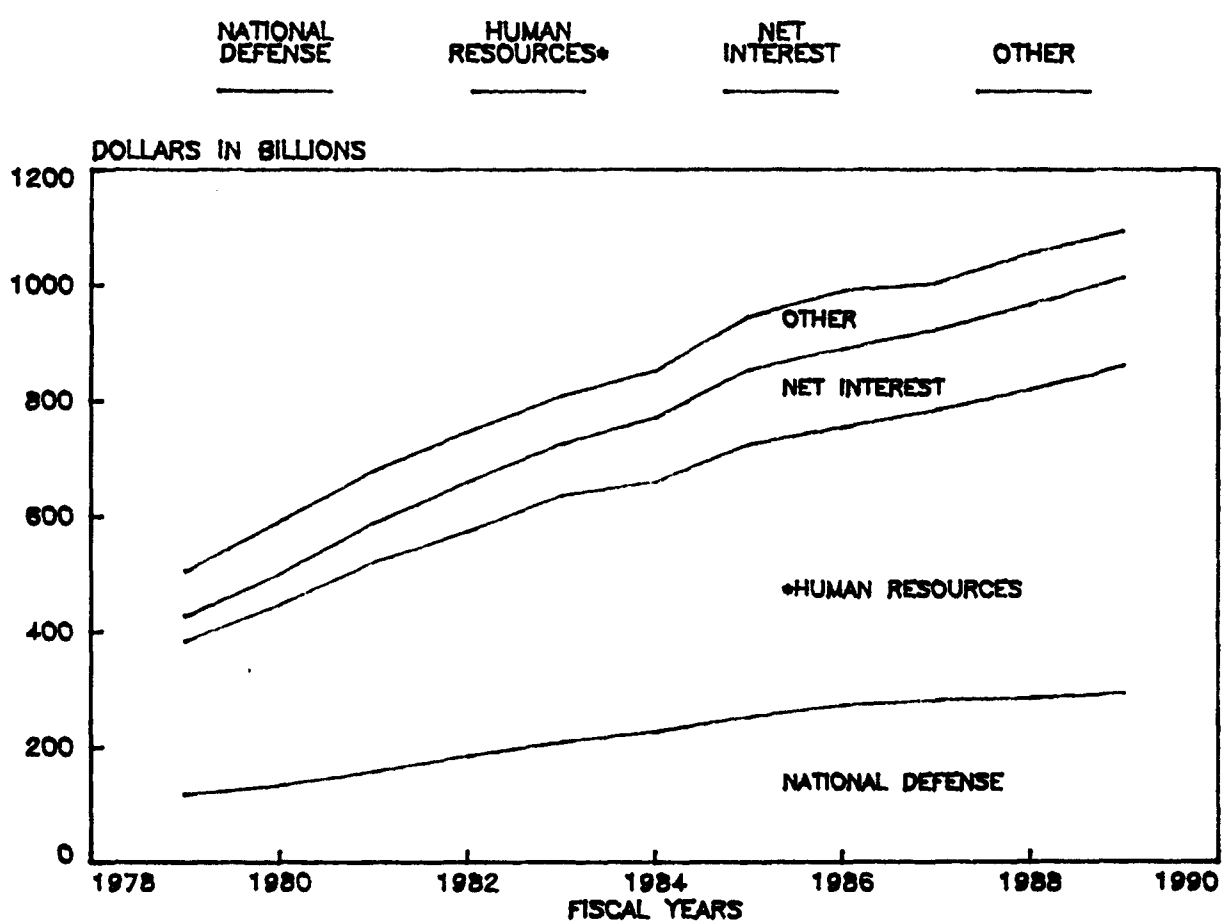
4/ Estimated.

---

OPR: SAF/ACBMC, Mr D Sutor, Ext 54938.

Data Source: "Historical Tables, Budget of the  
US Government," FY 1989, Table 2.1.

**FIGURE A-4**  
**FEDERAL GOVERNMENT OUTLAYS**



\*HUMAN RESOURCES=EDUCATION, TRAINING, EMPLOYMENT, SOCIAL SERVICES, HEALTH, MEDICARE, INCOME SECURITY, SOCIAL SECURITY, VETERANS BENEFITS, AND SERVICES.

DATA SOURCE: "UNITED STATES AIR FORCE BUDGET BOOK," FY88/89 (AMENDED), TABLE A-10.

TABLE A-4

U.S. BUDGET OUTLAYS BY FUNCTION  
(Current Dollars in Billions)

FY	Nat '1 Def	SS & Med	1/ H & Edu	Inc 2/ Sec & Vet Ben	3/ Net Int	4/ Other	TOTAL
1960	48.1	11.6	1.7	12.8	6.9	11.0	92.2
1961	49.6	12.5	2.0	15.4	6.7	11.5	97.7
1962	52.3	14.4	2.4	14.8	6.9	16.0	106.8
1963	53.4	15.8	2.9	14.8	7.7	16.7	111.3
1964	54.8	16.6	3.4	15.3	8.2	20.2	118.5
1965	50.6	17.5	3.9	15.2	8.6	22.4	118.2
1966	58.1	20.7	6.9	15.6	9.4	23.8	134.5
1967	71.4	24.5	9.8	17.0	10.3	23.8	157.5
1968	81.9	28.5	12.0	18.8	11.1	25.8	178.1
1969	82.5	33.0	12.7	20.7	12.7	22.6	183.6
1970	81.7	36.5	14.5	24.3	14.4	24.2	195.6
1971	78.9	42.5	16.7	32.7	14.8	24.6	210.2
1972	79.2	47.6	21.2	38.4	15.5	28.8	230.7
1973	76.7	57.1	22.1	40.3	17.3	32.2	245.7
1974	79.3	65.5	23.2	47.1	21.4	32.9	269.4
1975	86.5	77.5	29.0	66.8	23.2	49.3	332.3
1976	89.6	89.7	34.6	79.2	26.7	52.0	371.8
1977	97.2	104.4	38.4	79.1	29.9	60.2	409.2
1978	104.6	116.6	45.2	80.5	35.4	76.5	458.7
1979	116.3	130.6	50.7	86.3	42.6	77.0	503.5
1980	134.0	150.6	55.0	107.7	52.5	91.1	590.9
1981	157.5	178.7	60.6	122.7	68.7	90.0	678.2
1982	185.3	202.5	54.5	131.7	85.0	86.7	745.7
1983	209.9	223.3	55.2	147.4	89.8	82.7	808.3
1984	227.4	235.8	58.0	138.3	111.1	81.2	851.8
1985	252.7	254.4	62.9	154.5	129.4	92.3	946.3
1986	273.4	268.9	66.5	146.2	136.0	99.3	990.3
1987	282.0	282.5	69.7	250.0	138.6	81.8	1004.6
1988	5/285.4	298.6	78.1	157.3	147.9	88.6	1055.9
1989	5/294.0	317.8	85.1	165.2	151.8	80.3	1094.2

TABLE A-4 (Cont'd)

U.S. BUDGET OUTLAYS BY FUNCTION  
(Current Dollars in Billions)

---

Footnotes:

- 1/ Health & Education:  
Health care services  
Health research  
Elementary, secondary, and vocational education  
Higher education  
Training and employment  
Social services  
Other
- 2/ Income Security and Veterans Benefits & Services:  
General retirement and disability insurance  
(excluding social security)  
Federal employee retirement and disability  
Unemployment compensation  
Other income security  
Veterans education, rehab, medical, housing, et
- 3/ Net Interest:  
Interest on the public debt  
Interest received by trust funds  
Other interest
- 4/ Other:  
International affairs; general science, space  
and technology; energy; natural resources  
and environment; agriculture; commerce and  
housing credit; transportation; community  
and regional development; administration of  
justice; general government; general purpose  
fiscal assistance; Central Federal credit  
activities; and undistributed offsetting  
receipts
- 5/ Estimated.

---

OPR: AF/ACBMC, Mr D Sutor, Ext 54938.

Data Source: "Historical Tables, Budget of the  
United States Government," FY 1989,  
Table 3.1.

TABLE A-5

GROSS NATIONAL PRODUCT DEFLATOR,  
CONSUMER PRICE INDEX, AND  
PRODUCER PRICE INDEX  
(Base Year FY 89: As of 21 Mar 88)

Fiscal Year	PPI 1/ Index	CPIU 2/ Index	GNP Deflator
1960	0.285	0.236	0.252
1961	0.285	0.240	0.254
1962	0.284	0.242	0.258
1963	0.285	0.244	0.263
1964	0.285	0.248	0.267
1965	0.287	0.252	0.272
1966	0.296	0.256	0.280
1967	0.301	0.264	0.290
1968	0.304	0.273	0.301
1969	0.314	0.287	0.316
1970	0.327	0.304	0.335
1971	0.337	0.319	0.352
1972	0.350	0.331	0.372
1973	0.378	0.344	0.391
1974	0.438	0.375	0.421
1975	0.512	0.416	0.465
1976 <sup>3/</sup>	0.539	0.446	0.501
1977	0.576	0.532	0.488
1978	0.616	0.569	0.522
1979	0.686	0.618	0.576
1980	0.785	0.673	0.654
1981	0.870	0.740	0.727
1982	0.897	0.794	0.781
1983	0.908	0.827	0.808
1984	0.931	0.859	0.841
1985	0.930	0.887	0.872
1986	0.910	0.912	0.893
1987	0.916	0.936	0.919
1988 <sup>4/</sup>	0.952	0.965	0.956
1989 <sup>4/</sup>	1.000	1.000	1.000

## Footnotes:

1/ Formerly known as the Wholesale Price Index (WPI).

2/ The CPIU is the Consumer Price Index for all urban consumers. It covers approximately 80% of the civilian population.

3/ Excludes Transition Quarter.

4/ Estimated.

OPR: SAF/ACCE, Mr S Connair, Ext 71152.  
Data Source: DRI printout.



Table A-6

## BUDGET AND FINANCE (Millions)

	FY 80	FY 85	FY 86	FY 87*	FY 88*	FY 89*
I. <u>GROSS NATIONAL PRODUCT</u> (Billions)	\$ 2,671	\$ 3,944	\$ 4,192	\$ 4,408	\$ 4,705	\$ 5,023
II. <u>FEDERAL OUTLAYS</u> (Billions)	591	946	990	1,005	1,056	1,094
<b>III. DEPARTMENT OF DEFENSE</b>						
A. <u>OUTLAYS:</u>						
Constant FY 89 Dollars	\$207,050	\$277,343	\$294,177	\$296,385	\$287,215	\$285,500
Current Dollars	132,840	245,370	265,636	274,007	277,275	285,500
As % of GNP	5.0%	6.2%	6.3%	6.2%	5.9%	5.7%
As % of Federal Budget	22.5%	25.9%	26.8%	27.3%	26.3%	26.1%
B. <u>TOTAL OBLIGATIONAL AUTHORITY (TOA):</u>						
Constant FY 89 Dollars	212,496	314,898	310,838	305,849	298,827	291,566
Current Dollars	141,983	277,544	280,266	283,475	289,025	291,566
<b>IV. DEPARTMENT OF THE AIR FORCE</b>						
A. <u>OUTLAYS:</u>						
Constant FY 89 Dollars	\$ 60,034	\$ 92,012	\$100,778	\$ 98,593	\$ 95,617	\$ 94,549
Current Dollars	38,976	81,988	91,188	91,144	92,269	94,549
As % of GNP	1.5%	2.1%	2.2%	2.1%	2.0%	1.9%
As % of Federal Budget	6.6%	8.7%	9.2%	9.1%	8.7%	8.6%
As % of DOD	29.3%	33.4%	34.3%	33.3%	33.3%	33.1%
B. <u>TOTAL OBLIGATIONAL AUTHORITY (TOA):</u>						
Constant FY 89 Dollars	61,561	108,928	103,775	101,317	93,542	97,472
Current Dollars	41,554	96,501	94,276	94,355	90,363	97,472
<b>V. RECAP: DEPARTMENT OF THE AIR FORCE TOA BY APPROPRIATION</b>						
A. <u>TOTAL INVESTMENT:</u>	\$ 18,318	\$ 54,481	\$ 51,651	\$ 50,620	\$ 45,352	\$ 50,010
<u>Total Procurement:</u>	12,702	38,937	36,274	33,856	28,291	33,182
Aircraft Procurement (3010)	7,901	23,720	21,109	16,650	12,929	16,630
Missile Procurement (3020)	2,149	6,600	7,219	7,954	7,350	8,158
Other Procurement (3080)	2,652	8,617	7,946	9,252	8,012	8,394
<u>Total Military Construction</u>	615	1,715	1,709	1,462	1,509	1,508
MILCON-AF (3300)	567	1,540	1,539	1,254	1,279	1,301
MILCON-AFRES (3730)	12	66	58	59	79	59
MILCON-ANG (3830)	36	109	112	149	151	148
<u>Research, Development, T&amp;E (3600)</u>	5,001	13,108	13,111	15,051	15,165	14,932
<u>Stock Fund (4921)</u>	-	549	396	140	226	207
<u>Family Housing Construction (7040)</u>	OSD	172	161	111	161	181
B. <u>TOTAL OPERATING</u>	23,236	42,020	42,625	43,735	45,011	47,462
<u>Total Personnel:</u>	9,021	19,415	20,440	21,210	21,419	21,776
Military Personnel-AF (3500)	8,496	17,962	18,863	19,693	19,816	20,094
Reserve Personnel-AF (3700)	226	568	603	569	615	655
Air National Guard-AF (3850)	299	885	974	948	988	1,027
<u>Total O&amp;M:</u>	14,215	21,930	21,568	21,795	22,866	24,944
O&M-AF (3400)	12,421	19,227	18,988	19,082	19,907	21,950
O&M-AFRES (3740)	511	878	857	925	1,001	1,029
O&M-ANG (3840)	1,283	1,825	1,723	1,788	1,958	1,965
<u>Family Hsg Ops &amp; Debt (7045)</u>	OSD	675	617	730	726	742
<b>VI. RECAP: DEPARTMENT OF THE AIR FORCE TOA BY MAJOR FORCE PROGRAM</b>						
I Strategic Forces	6,620	20,600	18,011	14,933	13,453	15,560
II General Purpose Forces	11,602	24,044	23,929	24,438	22,262	24,079
III Intelligence & Comm	4,670	13,994	14,724	16,278	16,567	17,820
IV Airlift & Sealift Forces	2,215	5,986	6,746	6,078	3,901	4,767
V Reserve & Guard Forces	3,073	5,224	4,978	4,939	5,341	5,437
VI Research & Development	4,174	9,641	8,813	9,694	9,934	9,652
VII Central Supply & Maint	4,508	7,470	7,506	8,116	7,850	8,260
VIII Tng, Med & Oth Activities	3,882	8,074	8,251	8,541	8,602	9,114
IX Admin & Assoc Activities	529	1,380	1,229	1,229	1,330	1,293
X Support of Other Nations	281	88	89	93	98	103
XI Special Operations Forces	0	0	0	16	1,025	1,387

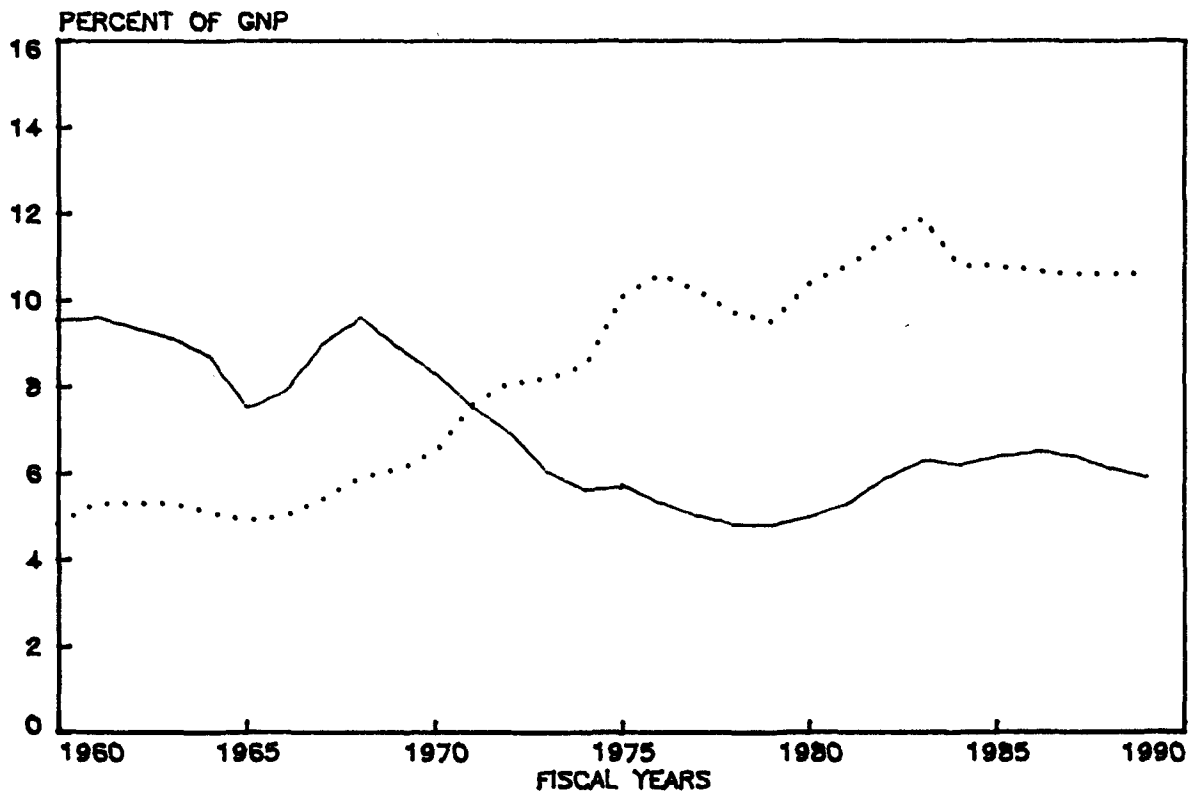
\*FY 89 President's Budget (Amended).

OPR: AF/ACBMC, Mr D Sutor, Ext 54938.

FIGURE A-5

NATIONAL DEFENSE OUTLAYS AND PAYMENTS FOR INDIVIDUALS AS A PERCENT OF THE GNP

NATIONAL DEFENSE OUTLAYS      PAYMENTS FOR INDIVIDUALS  
—————      ······



DATA SOURCE: "THE UNITED STATES AIR FORCE BUDGET BOOK," FY 88/89 (AMENDED), TABLE B-1.

TABLE A-7

NATIONAL DEFENSE OUTLAYS AND PAYMENTS FOR  
INDIVIDUALS AS PERCENTAGES OF GNP  
 As of Feb 1988

Fiscal Year	National Defense Outlays	Payments for Individuals
1960	9.5	4.8
1961	9.6	5.3
1962	9.4	5.2
1963	9.1	5.3
1964	8.7	5.1
1965	7.5	4.9
1966	7.9	5.0
1967	9.0	5.4
1968	9.6	5.9
1969	8.9	6.1
1970	8.3	6.5
1971	7.5	7.6
1972	6.9	8.1
1973	6.0	8.2
1974	5.6	8.5
1975	5.7	10.1
1976	5.3	10.6
1977	5.0	10.2
1978	4.8	9.7
1979	4.8	9.5
1980	5.0	10.4
1981	5.3	10.8
1982	5.9	11.4
1983	6.3	11.9
1984	6.2	10.8
1985	6.4	10.8
1986	6.5	10.7
1987	6.4	10.6
1988(Est)	6.1	10.6
1989(Est)	5.9	10.6

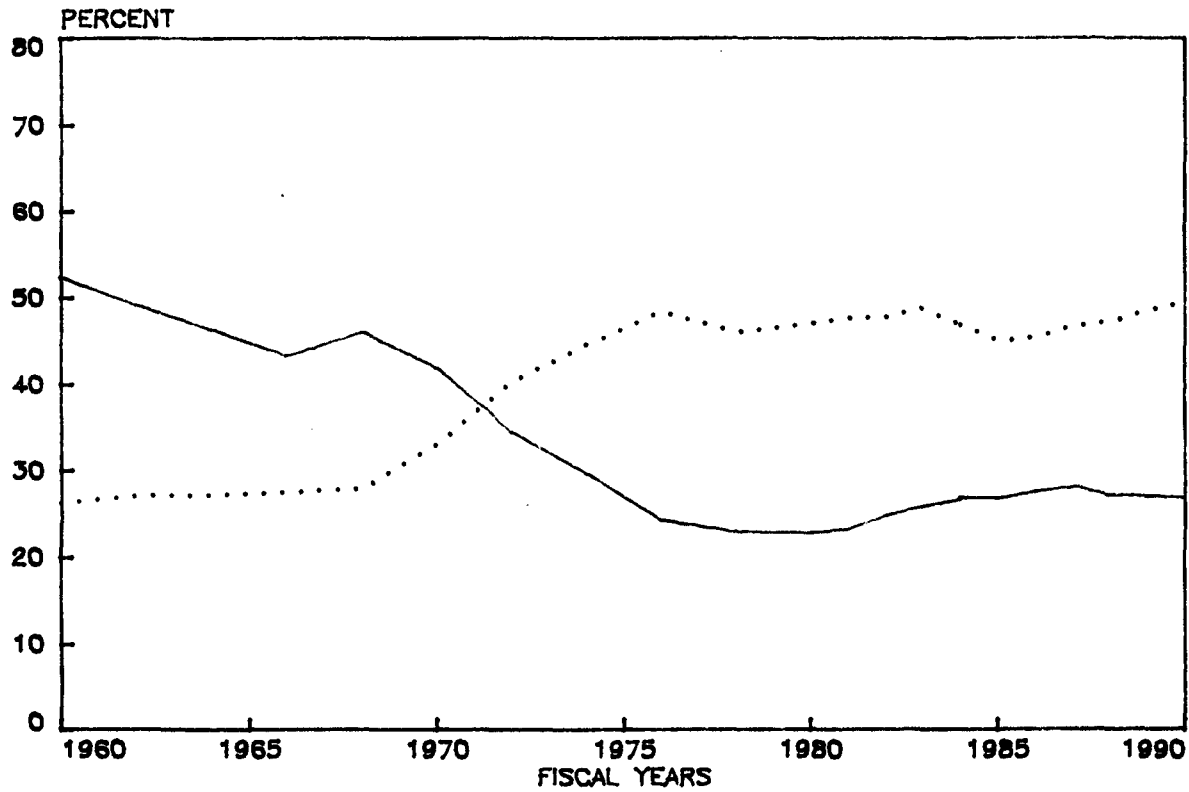
Data Source: "Historical Tables,  
 Budget of the US Government,"  
 FY 1989, Table 6.2.

FIGURE A-6

NATIONAL DEFENSE OUTLAYS & PAYMENTS FOR  
INDIVIDUALS AS A PERCENT OF FEDERAL OUTLAYS

NATIONAL DEFENSE OUTLAYS      PAYMENTS FOR  
INDIVIDUALS

—————      ······



DATA SOURCE: "THE UNITED STATES AIR FORCE  
BUDGET BOOK," FY88/89 (AMENDED),  
TABLE B-2.

TABLE A-8

NATIONAL DEFENSE OUTLAYS AND PAYMENTS FOR  
INDIVIDUALS AS PERCENTAGES OF FEDERAL OUTLAYS

As of Feb 1988

Fiscal Year	National Defense Outlays	Payments for Individuals
1960	52.2	26.2
1961	50.8	28.2
1962	49.0	27.1
1963	48.0	27.8
1964	46.2	27.2
1965	42.8	28.0
1966	43.2	27.5
1967	45.4	27.4
1968	46.0	27.9
1969	44.9	31.1
1970	41.8	33.1
1971	37.5	38.3
1972	34.3	40.3
1973	31.2	42.5
1974	29.5	44.6
1975	26.0	46.2
1976	24.1	48.4
1977	23.8	48.0
1978	22.8	46.0
1979	23.1	46.3
1980	22.7	47.0
1981	23.2	47.7
1982	24.8	47.8
1983	25.9	48.8
1984	26.7	46.9
1985	26.7	45.0
1986	27.6	45.4
1987	28.1	46.7
1988(Est)	27.0	47.2
1989(Est)	26.9	48.6
1990(Est)	26.7	49.4

OPR: SAF/ACBMC, Mr. W Davis, Fxt 54938.  
Data Source: "Historical Tables,  
Budget of the United States Government,"  
FY 1989, Table 6.2.

FIGURE A-7

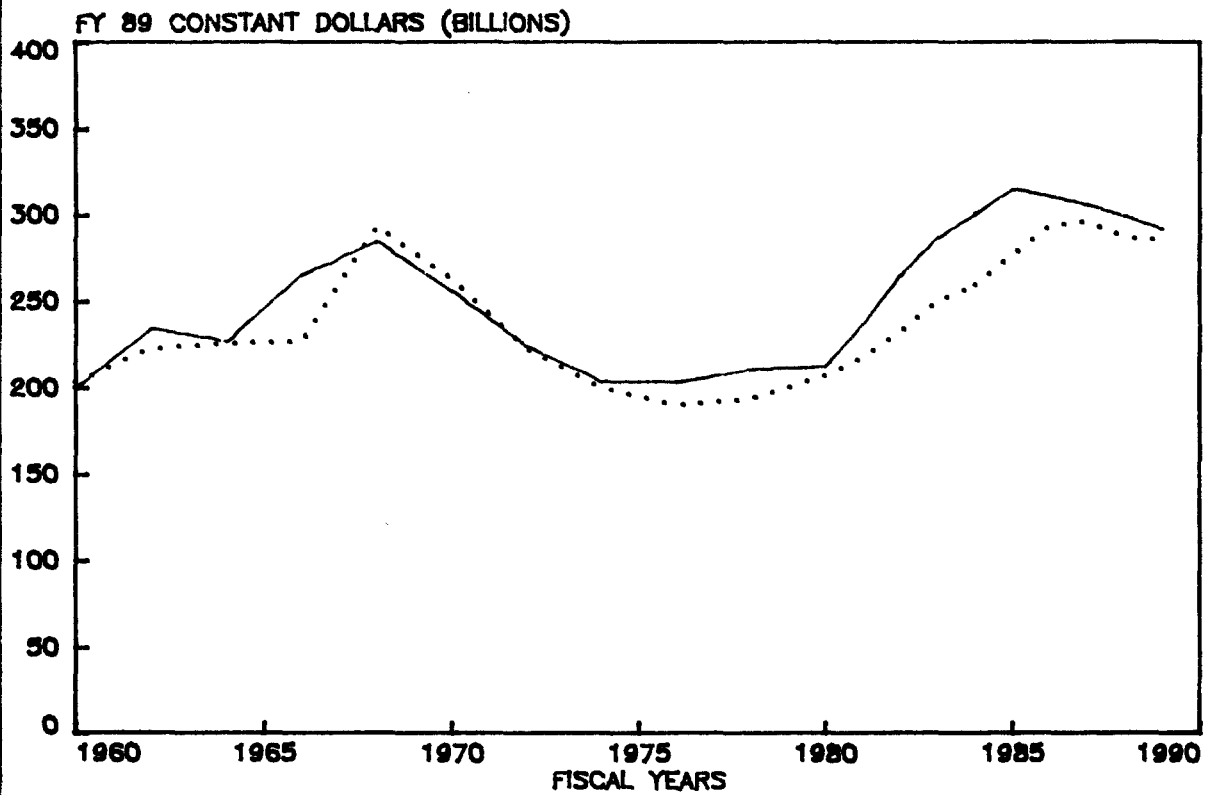
DEPARTMENT OF DEFENSE BUDGET TRENDS  
(TOA AND OUTLAYS)

TOA

OUTLAYS

————

.....



DATA SOURCE: "UNITED STATES AIR FORCE  
BUDGET BOOK," FY88/89 (AMENDED), TABLE B-3.

TABLE A-9

DOD BUDGET TRENDS (FY 1960-FY 1989)  
(Dollars in Billions)  
As of Feb 1988

FISCAL YEAR	TOA		OUTLAYS	
	THEN-YEAR DOLLARS	CONSTANT 89 DOLLARS	CURRENT DOLLARS	CONSTANT 89 DOLLARS
1960	40.3	199.6	41.5	202.8
1961	44.6	217.4	43.3	205.3
1962	48.4	234.0	46.8	222.9
1963	49.4	234.7	47.9	227.0
1964	49.5	226.5	49.5	225.9
1965	49.6	219.3	45.9	205.2
1966	64.5	265.4	54.1	227.1
1967	71.6	283.6	67.4	268.0
1968	75.0	284.6	77.3	293.6
1969	77.8	281.5	77.8	285.1
1970	75.5	255.5	77.1	263.0
1971	72.8	231.6	74.5	239.1
1972	76.5	223.6	75.1	222.7
1973	78.9	212.6	73.2	203.8
1974	81.7	202.9	77.6	200.0
1975	86.1	195.7	84.9	196.4
1976 <u>1/</u>	95.7	203.0	87.9	189.8
1977	107.6	211.1	95.6	192.4
1978	116.1	210.7	103.0	193.5
1979	124.7	208.4	115.0	200.8
1980	142.0	212.5	132.8	207.1
1981	175.5	237.3	156.1	217.6
1982	210.9	265.3	182.9	232.8
1983 <u>2/</u>	236.5	287.2	205.0	250.5
1984	255.4	300.7	220.8	259.7
1985	277.5	314.9	245.4	277.3
1986	280.3	310.8	265.6	294.2
1987	283.5	305.8	274.0	296.4
1988 <u>3/</u>	289.0	298.8	289.3	287.2
1989 <u>3/</u>	291.0	291.6	303.7	285.5

## Footnotes:

1/ Excludes 76T.2/ Air Force assumed funding responsibility for Family Housing from DOD as of FY 1983.3/ Estimated.

---

OPR: AF/ACBMC, Mr Doug Sutor, Ext 54938.

TABLE A-10

DEPARTMENT OF DEFENSE TOA BY APPROPRIATION CATEGORY:  
RESEARCH, INVESTMENT AND OPERATIONS  
(Dollars in Billions)

FISCAL YEAR	RESEARCH	<sup>1/</sup> INVESTMENT	OPERATIONS	TOTAL
<u>THEN-YEAR DOLLARS</u>				
1980	13.492	37.343	91.148	141.983
1981	16.630	50.884	108.034	175.548
1982	20.070	68.757	122.072	210.899
1983	22.829	82.147	131.549	236.525
1984	26.862	88.598	139.971	255.431
1985	30.571	97.292	149.682	277.544
1986	33.676	95.079	151.765	280.520
1987	35.941	89.559	157.975	283.475
1988 <sup>2/</sup>	37.263	90.447	161.315	289.025
1989 <sup>2/</sup>	38.157	86.431	166.978	291.566

FISCAL YEAR	RESEARCH	<sup>1/</sup> INVESTMENT	OPERATIONS	TOTAL
<u>CONSTANT DOLLARS</u>				
<u>FY 89 DOLLARS</u>				
1980	19.618	54.956	137.922	212.496
1981	22.262	68.974	146.037	237.272
1982	25.441	87.647	152.164	265.251
1983	27.901	100.095	159.172	287.167
1984	31.674	104.451	164.617	300.742
1985	34.972	111.280	168.646	314.898
1986	37.513	105.335	168.277	311.125
1987	38.746	95.812	171.291	305.849
1988 <sup>2/</sup>	38.624	93.404	166.800	298.827
1989 <sup>2/</sup>	38.157	86.431	166.978	291.566

## Footnotes:

<sup>1/</sup> Procurement and MILCON Appropriations.<sup>2/</sup> Estimated.

OPR: SAF/ACBMC, Mr D Sutor, Ext 54938.



TABLE A-11

DEPARTMENT OF DEFENSE OUTLAYS BY APPROPRIATION CATEGORY:  
RESEARCH, INVESTMENT AND OPERATIONS  
(Dollars in Billions)

FISCAL YEAR	RESEARCH	<u>1/</u> INVESTMENT	OPERATIONS	TOTAL
<u>CURRENT DOLLARS</u>				
1980	13.127	31.605	88.108	132.840
1981	15.278	37.747	103.011	156.035
1982	17.729	46.365	118.756	182.850
1983	20.554	57.354	127.104	205.012
1984	23.117	65.817	131.872	220.806
1985	27.103	74.961	143.306	245.370
1986	32.283	81.924	151.430	265.636
1987 <u>2/</u>	33.596	87.078	153.333	274.007
1988 <u>2/</u>	33.127	85.132	159.017	277.275
1989 <u>2/</u>	36.295	86.133	163.072	285.500

FISCAL YEAR	RESEARCH	<u>1/</u> INVESTMENT	OPERATIONS	TOTAL
<u>CONSTANT FY 1989 DOLLARS</u>				
1980	19.773	52.826	134.451	207.050
1981	20.840	56.860	139.851	217.551
1982	22.532	62.186	148.063	232.781
1983	25.154	71.549	153.796	250.499
1984	27.228	77.373	155.066	259.667
1985	30.888	85.221	161.234	277.343
1986	35.836	90.601	167.740	294.177
1987	36.263	93.754	166.369	296.385
1988 <u>2/</u>	34.380	88.365	164.470	287.215
1989 <u>2/</u>	36.295	86.133	163.072	285.500

## Footnotes:

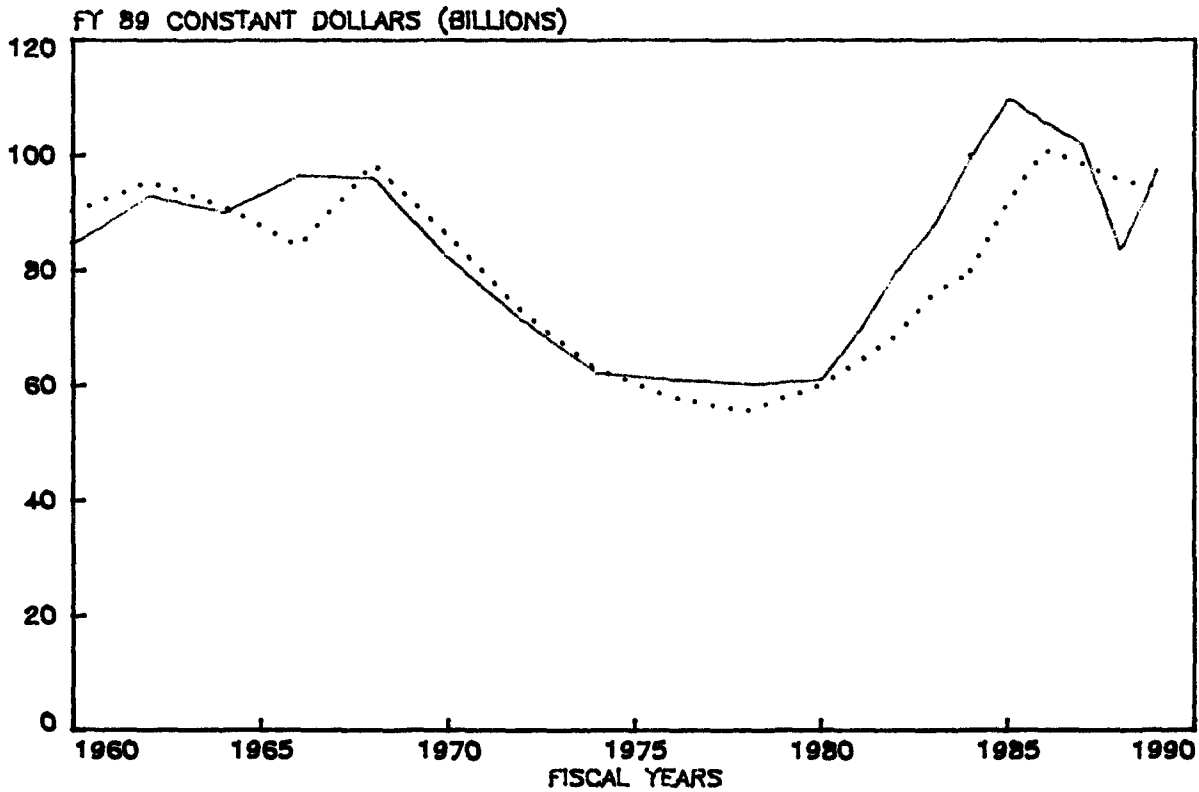
1/ Procurement and MILCON Appropriations.2/ Estimated.

OPR: SAF/ACBMC, Mr D Sutor, Ext 54938.

FIGURE A-8

UNITED STATES AIR FORCE BUDGET TRENDS  
(TOA AND OUTLAYS)

TOA                      OUTLAYS  
—                              ······



DATA SOURCE: "UNITED STATES AIR FORCE BUDGET BOOK,"  
FY 88/89 (AMENDED), TABLE C-4.

TABLE A-12

AIR FORCE BUDGET TRENDS  
(Dollars in Billions)

FISCAL YEAR	TOA		OUTLAYS	
	THEN-YEAR DOLLARS	CONSTANT 89 DOLLARS	CURRENT DOLLARS	CONSTANT 89 DOLLARS
1960	17.7	84.5	19.3	90.0
1961	20.1	94.2	19.8	89.9
1962	19.7	92.8	20.8	95.4
1963	20.4	94.6	20.6	94.0
1964	20.0	90.0	20.5	91.2
1965	19.4	85.2	18.1	79.8
1966	23.3	96.4	20.1	84.0
1967	24.3	96.8	22.9	91.7
1968	25.0	95.9	25.7	98.5
1969	25.9	94.7	25.9	95.4
1970	23.9	82.0	24.9	86.1
1971	23.0	74.7	23.8	77.7
1972	23.8	71.1	24.0	72.7
1973	24.7	67.8	23.6	67.0
1974	24.8	61.9	23.9	62.7
1975	26.0	59.4	25.0	58.1
1976 <sup>1/</sup>	28.4	60.8	26.4	57.8
1977	31.1	61.7	27.9	56.7
1978	32.9	60.1	29.2	55.4
1979	34.9	58.5	32.3	56.7
1980	41.6	61.1	39.0	60.0
1981	52.4	69.4	46.7	64.2
1982	65.0	79.9	55.1	68.6
1983 <sup>2/</sup>	73.5	87.9	62.9	75.8
1984	85.4	99.7	68.6	79.8
1985	97.3	109.8	82.0	92.0
1986	95.2	105.4	91.2	100.8
1987 <sup>3/</sup>	94.4	101.8	91.1	98.6
1988 <sup>3/</sup>	90.4	93.5	92.3	95.6
1989 <sup>3/</sup>	97.5	97.5	94.5	94.5

## Footnotes:

<sup>1/</sup> Excludes FY 76 Transition Quarter.<sup>2/</sup> Air Force assumed funding responsibility for Family Housing from DOD as of FY 1983.<sup>3/</sup> Estimated.

OPR: SAF/ACBMC, Mr D Sutor, Ext 54938.

FIGURE A-9

AIR FORCE TOTAL OBLIGATIONAL AUTHORITY (TOA)  
BY MAJOR FORCE PROGRAM CATEGORIES

MFP  
1,2,3,4 & 11



MFP  
5



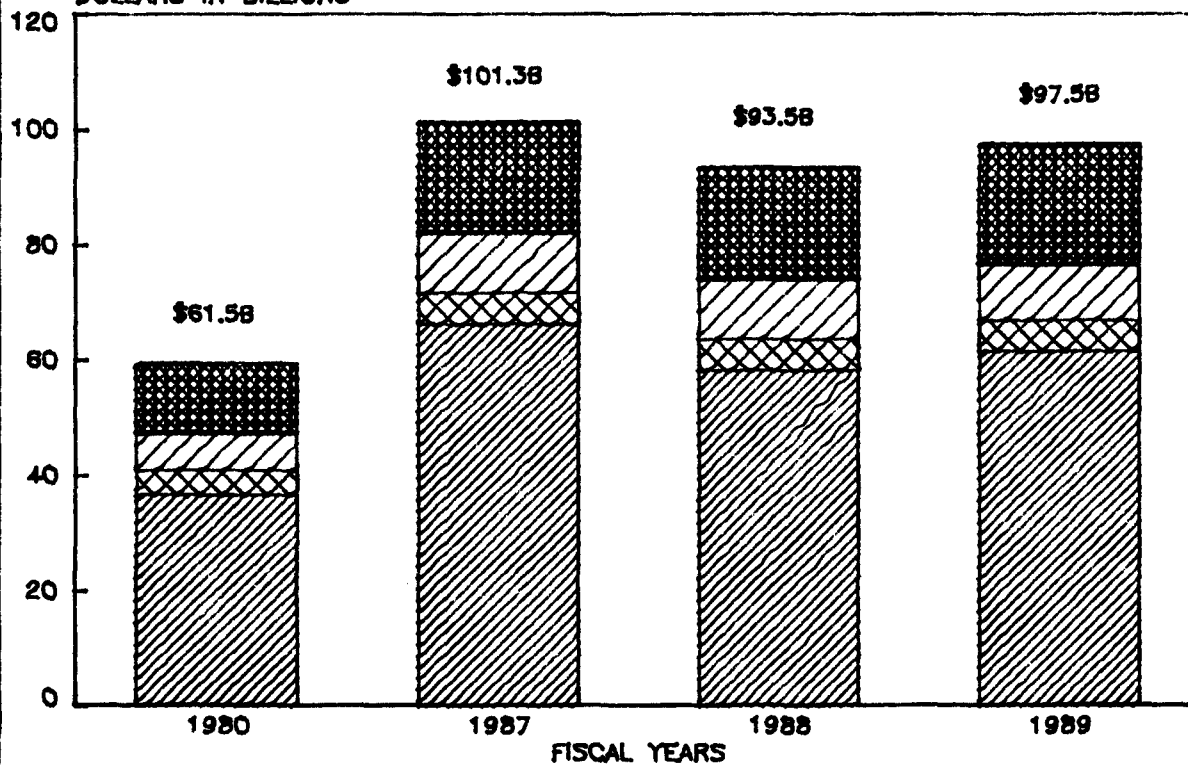
MFP  
6



MFP  
ALL OTHER



DOLLARS IN BILLIONS



DATA SOURCE: "UNITED STATES AIR FORCE BUDGET BOOK,"  
FY 88/89 (AMENDED), TABLE C-5.

TABLE A-13

AIR FORCE TOA BY MAJOR FORCE PROGRAM  
(Dollars in Billions)

Major Force Program	Fiscal Year					
	1980	1985	1986	1987	1988	1989 (Est)
Strategic Forces	6.6	21.1	18.2	14.9	13.5	15.6
General Purpose Forces	11.6	24.5	24.1	24.4	22.3	24.1
Intell & Communications	4.7	13.8	15.1	16.3	16.6	17.8
Airlift and Sealift	2.2	6.1	6.8	6.1	3.9	4.8
Guard & Reserve Forces	3.1	5.2	5.0	4.9	5.3	5.4
Research & Development	4.2	9.6	8.8	9.7	9.9	9.6
Central Supply & Maint	4.5	7.4	7.5	8.1	7.9	8.3
Tng, Med, & Oth Pers Act	3.9	8.1	8.4	8.6	8.6	9.1
Admin & Assoc Activities	0.5	1.4	1.2	1.2	1.3	1.3
Support Of Other Nations	0.3	0.1	0.1	0.1	0.1	0.1
Special Operations Forces	-	-	-	0.1	1.0	1.4
<b>Total 1/</b>	<b>41.6</b>	<b>97.3</b>	<b>95.2</b>	<b>94.4</b>	<b>90.4</b>	<b>97.5</b>

## FY 89 CONSTANT DOLLARS

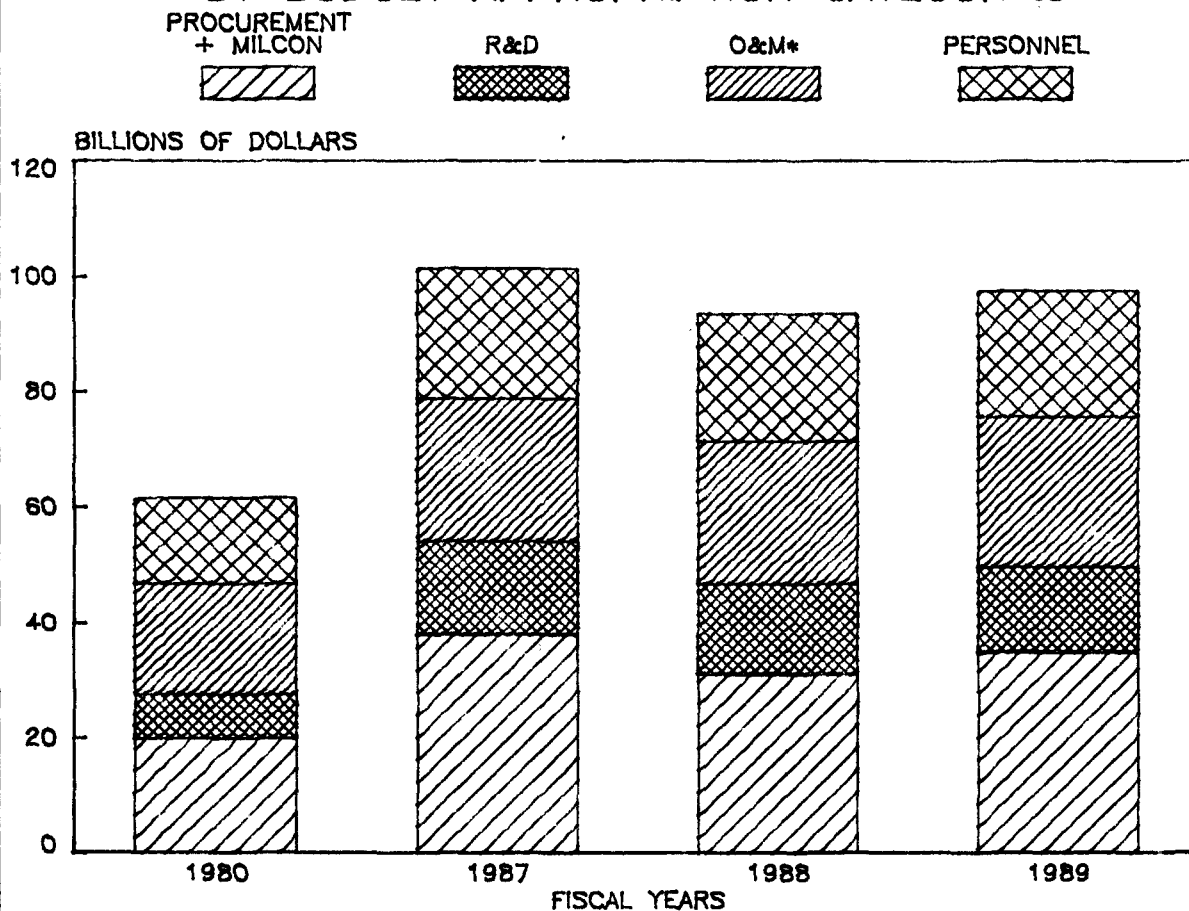
Major Force Program	Fiscal Year					
	1980	1985	1986	1987	1988	1989 (Est)
Strategic Forces	9.2	23.1	19.7	16.0	13.9	15.6
General Purpose Forces	16.8	26.9	26.2	26.2	23.0	24.1
Intell & Communications	7.1	15.9	16.3	17.5	17.2	17.8
Airlift and Sealift	3.4	6.8	7.4	6.5	4.0	4.8
Guard & Reserve Forces	4.3	5.8	5.4	5.4	5.5	5.4
Research & Development	6.4	11.0	9.8	10.4	10.3	9.6
Central Supply & Maint	7.0	8.7	8.5	8.8	8.1	8.3
Tng, Med, & Oth Pers Act	6.1	9.1	9.0	9.1	8.9	9.1
Admin & Assoc Activities	0.8	1.6	1.4	1.3	1.4	1.3
Support of Other Nations	0.4	0.1	0.1	0.1	0.1	0.1
Special Operations Forces	-	-	-	0.1	1.1	1.4
<b>Total 1/</b>	<b>61.5</b>	<b>109.0</b>	<b>103.8</b>	<b>101.3</b>	<b>93.5</b>	<b>97.5</b>

1/ Totals may not add due to rounding.

OPR: SAF/ACRMP, Capt R Virost, Ext 43642, 5D110.

FIGURE A-10

AIR FORCE TOTAL OBLIGATIONAL AUTHORITY (TOA)  
BY BUDGET APPROPRIATION CATEGORIES



\*EXCLUDES PERSONNEL, BUT INCLUDES AIR FORCE STOCK FUND; FAMILY HOME CONSTRUCTION, OPERATION AND DEBT.

DATA SOURCE: "UNITED STATES AIR FORCE BUDGET BOOK," FY 88/89 (AMENDED), TABLE C-7.

TABLE A-14

AIR FORCE TOA BY APPROPRIATION  
(Dollars in Billions)

THFN-YEAR DOLLARS

APPROPRIATION	FISCAL YEAR					
	1980	1985	1986	1987	1988	1989 (Est)
3010 Aircraft Proc	7.9	23.7	21.1	16.5	12.9	16.6
3020 Missile Proc	2.1	6.6	7.2	8.0	7.4	8.2
3080 Other Proc	2.7	8.6	7.9	9.2	8.0	8.4
3600 RDT&E	5.0	13.1	13.1	15.1	15.2	14.9
3400 O&M	12.4	19.2	19.0	19.1	19.9	22.0
3740 O&M - AFR	0.5	0.9	0.8	0.9	1.0	1.0
3840 O&M - ANG	1.3	1.8	1.7	1.8	2.0	2.0
3500 Mil Pers	8.5	18.0	18.9	19.7	19.8	20.1
3700 Reserve Pers	0.2	0.6	0.6	0.6	0.6	0.6
3850 ANG Pers	0.3	0.9	1.0	0.9	1.0	1.0
3300 MILCON	0.6	1.5	1.5	1.2	1.3	1.3
3730 MILCON - AFR	-	0.1	0.1	0.1	0.1	0.1
3830 MILCON - ANG	-	0.1	0.1	0.1	0.2	0.1
4921 AF Stock Fund	-	0.5	0.4	0.1	0.1	0.2
- - Family Housing Construction, Ops & Debt	-	0.8	0.8	0.8	0.9	0.9
Total <u>1/</u>	41.6	96.5	94.3	94.4	90.3	97.5

Footnote:

1/ Totals may not add due to rounding.

OPR: SAF/ACBMP, Capt R. I. Virost, Ext 43642.

TABLE A-15

AIR FORCE TOA BY APPROPRIATION  
(Dollars in Billions)

(CONSTANT 89 DOLLARS)

APPROPRIATION	FISCAL YEAR					
	1980	1985	1986	1987	1988	1989
					(Fst)	(Est)
3010 Aircraft Proc	11.8	27.2	23.4	17.8	13.4	16.6
3020 Missile Proc	3.3	7.6	8.0	8.5	7.6	8.2
3080 Other Proc	3.9	9.8	8.8	9.9	8.3	8.4
3600 RDT&E	7.6	15.0	14.5	16.2	15.7	14.9
3400 O&M	16.8	21.0	20.8	20.8	20.6	22.0
3740 O&M - AFR	0.7	1.0	0.9	1.0	1.0	1.0
3840 O&M - ANG	1.6	1.9	1.9	2.0	2.0	2.0
3500 Mil Pers	14.0	20.3	20.5	20.9	20.6	20.1
3700 Reserve Pers	0.4	0.6	0.7	0.6	0.6	0.7
3850 ANG Pers	0.5	1.0	1.1	1.0	1.0	1.0
3300 MILCON	0.8	1.8	1.7	1.3	1.3	1.3
3730 MILCON - AFR	0	0.1	0.1	0.1	0.1	0.1
3830 MILCON - ANG	0.1	0.1	0.1	0.2	0.2	0.1
4921 AF Stock Fund	0	0.6	0.4	0.1	0.2	0.2
- - Family Housing Construction, Ops & Debt	0	1.0	0.9	0.9	0.9	0.9
Total <u>1/</u>	61.5	109.0	103.8	101.3	93.5	97.5

Footnote:

1/ Totals may not add due to rounding.

OPR: SAF/ACBMP, Capt R L Virost, Ext 43642.



TABLE A-16

AIR FORCE ANNUAL PERSONNEL OUTLAYS  
As of Feb 1988  
(Current Dollars in Billions)

FISCAL YEAR	MILITARY	CIVILIAN
1977	\$ 7.169	\$ 4.422
1978	7.568	4.632
1979	7.889	4.866
1980	3.491	5.293
1981	9.834	5.676
1982	11.449	6.075
1983	12.180	6.349
1984	12.893	6.315
1985 <u>1/</u>	19.371	5.277
1986	25.786	5.314
1987	21.209	7.250
1988 (Est)	21.419	7.380
1989 (Est)	21.776	7.745

## Footnote:

1/ Includes Military Retired Pay accrual starting FY 1985.

OPR: SAF/ACBMC, Mr Doug Sutor, Ext 54938, 5C129.

Data Source: Table C-27 Air Force Budget.

FIGURE A-11

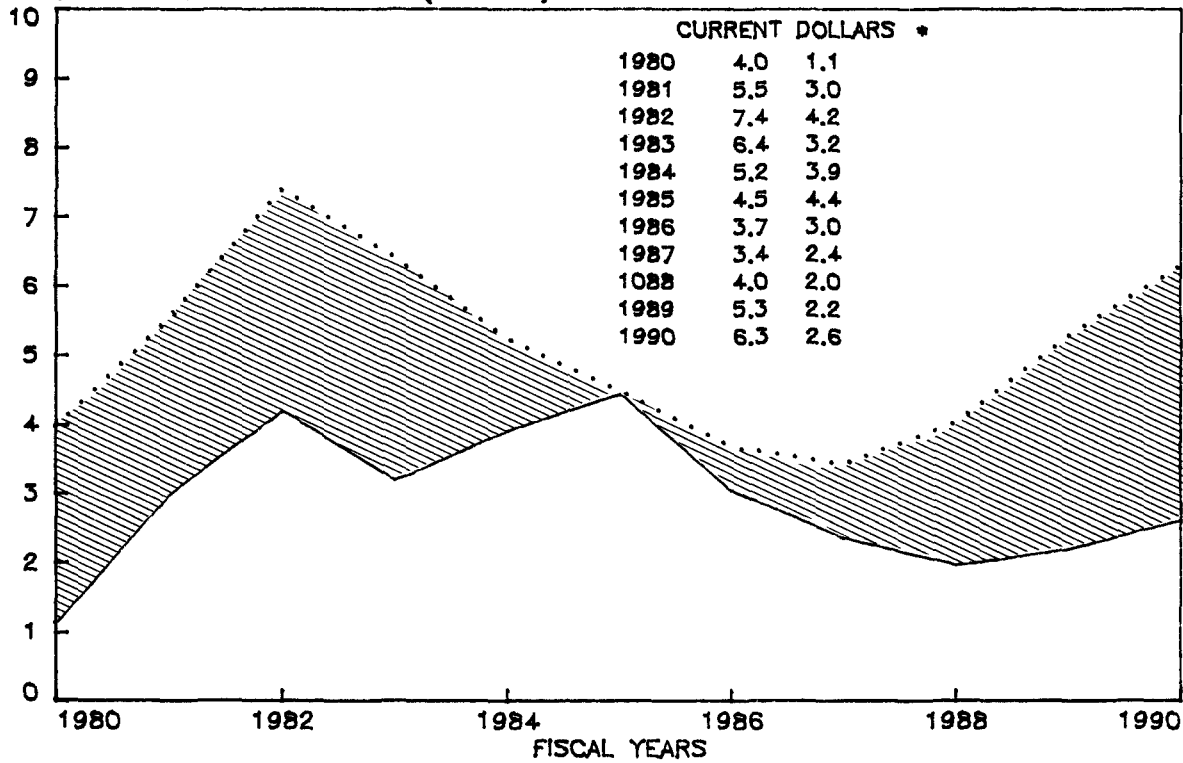
REPLENISHMENT SPARES  
REQUIREMENTS vs FUNDING

REQUIREMENT \$      FUNDING

.....

\_\_\_\_\_

FY 89 CONSTANT DOLLARS (BILLIONS)



FIRST COLUMN FIGURES REPRESENT REQUIREMENTS, THE SECOND COLUMN, FUNDING.

NOTE: THE SHADED AREA REPRESENTS UNFUNDED REQUIREMENTS.

DATA SOURCE: AF/LEXW, LT COL J McCLAUGHERTY, EXT 52792.

TABLE A-17

AIRCRAFT REPLENISHMENT SPARES DETAIL  
(Current Dollars in Millions)

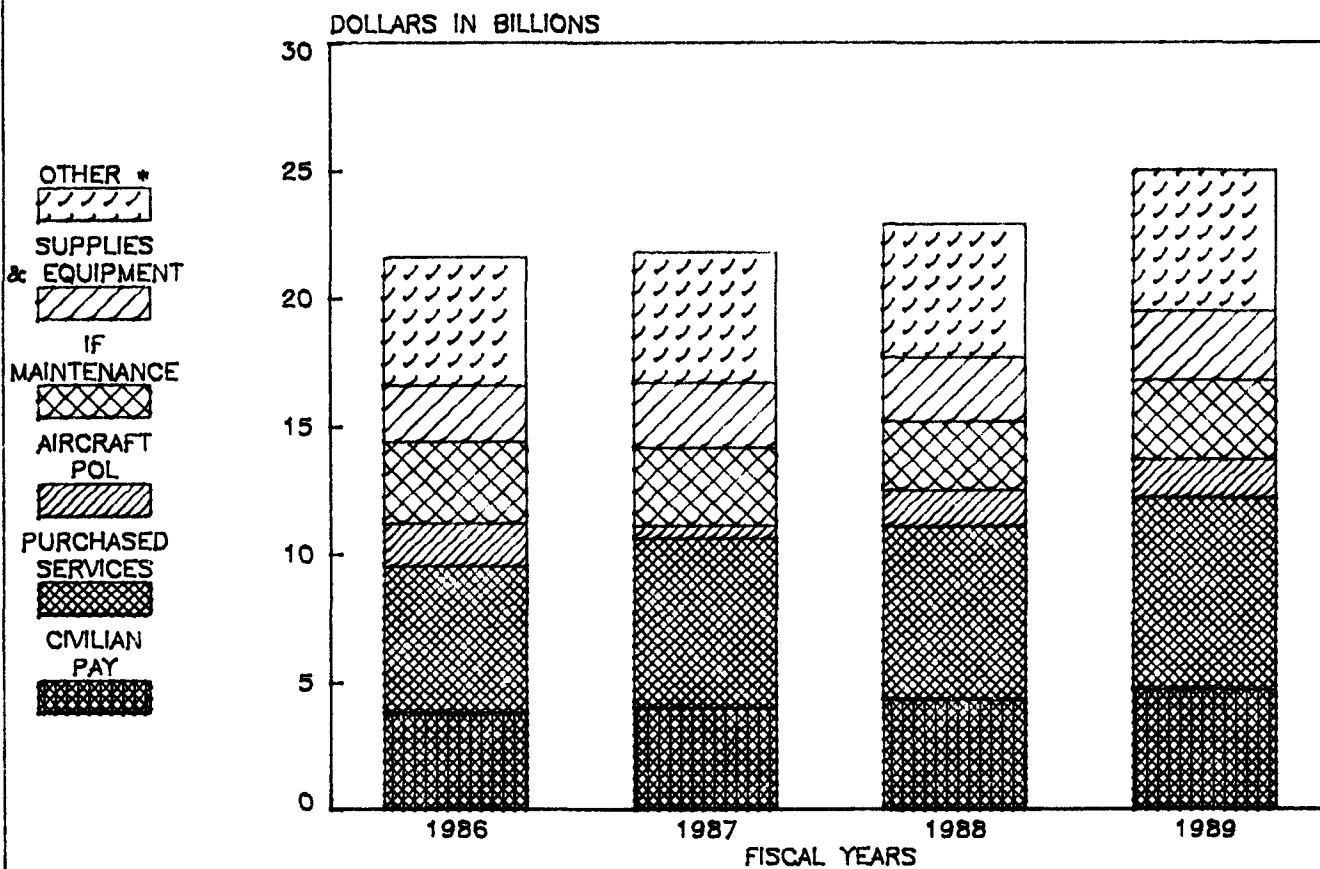
	Fiscal Year		
	1987	(Est) 1988	(Est) 1989
<u>DIRECT AUTHORITY</u> (BP 1500)			
<u>Wartime Reserve</u> <u>    Materiel (WRM)</u>			
WRSK/BLSS	\$316.4	0	0
OWRM	0	0	0
Total WRM	\$316.4	0	0
<u>Peacetime Operating</u> <u>    Stocks (POS)</u>	\$1844.7	\$1909.7	\$2166.1
TOTAL BP 1500	\$2161.1	\$1909.7	\$2166.1
<u>REPLENISHMENT AUTHORITY</u> (BP 1800)			
<u>Peacetime Operating</u> <u>    Stocks (POS)</u>	\$170.0	\$170.0	\$170.0
TOTAL BP 1800	\$170.0	\$170.0	\$170.0

OPR: SAF/ACBIA, Ms P Jernigan, Ext 45700.

Data Source: Air Force Aircraft Procurement Back-up Book.

FIGURE A-12

OPERATIONS AND MAINTENANCE (O&M) FUNDING  
BY COMMODITY GROUP



\* INCLUDES: TRAVEL, TRANSPORTATION, UTILITIES & RENTS, COMMUNICATIONS, AIR FORCE RESERVE AND AIR NATIONAL GUARD.

DATA SOURCE: "UNITED STATES AIR FORCE BUDGET BOOK," FY 88/89, (AMENDED), TABLE C-29.

TABLE A-18

O&M FUNDING DETAIL BY  
MAJOR FORCE PROGRAM AND COMMODITY GROUP 1/  
(Then-Year Dollars in Billions)

MAJOR FORCE PROGRAM	FY 86	FY 87	FY 88	FY 89
1 Strategic Forces	\$ 3.1	\$ 2.9	\$ 3.0	\$ 3.2
2 Gen Purpose Forces	4.2	4.0	4.0	4.5
3 Intelligence	2.2	2.4	2.2	2.5
4 Military Airlift	1.1	1.2	0.9	1.1
5 Reserve Forces	2.6	2.7	2.9	3.0
7 Central Supply & Maintenance	5.7	5.8	6.2	6.7
8 Training, Medical	2.1	2.3	2.3	3.1
11 Special Operations			0.1	0.2
All Other MFP	0.5	0.6	0.6	0.6
TOTAL 3/	\$21.6	\$21.8	\$22.9	\$24.9

COMMODITY GROUP	FY 86	FY 87	FY 88	FY 89
Civilian Pay	\$ 3.8	\$ 4.0	\$ 4.3	\$ 4.7
Travel & Trans	1.2	1.1	1.0	1.1
Utilities & Rent	0.6	0.5	0.5	0.6
Communications	0.5	0.6	0.6	0.7
Supplies & Equip	2.2	2.5	2.5	2.7
IF Maintenance	3.2	3.1	2.7	3.1
Purchased Services	5.7	6.6	6.8	7.5
Aircraft Pol	1.7	0.5	1.4	1.5
Other Expenses 2/	2.7	2.8	3.1	3.1
TOTAL 3/	\$21.6	\$21.8	\$22.9	\$ 25.0

## Footnotes:

1/ Real Growth: After normalizing the affects of FY 87 Congressionally directed refunds (\$1.8 billion) and new program starts in FY 88 (\$1.1 billion), real growth from FY 87-FY 88 is actually -10.5%. FY 88-89 real growth is 6.7%.

2/ Includes AF Reserve and Air National Guard.

3/ Totals may not add due to rounding.

OPR: SAF/ACBOI, Lt Col R C Brennan, Ext 44096.

TABLE A-19

USAF OFFICIALRAW INFLATION INDICES BY APPROPRIATION, 1949-2000 1/

As of Feb 1988

BASE YEAR FY 89PAY

FISCAL YEAR	MILITARY COMPENSATION		RETIRE- MENT (3500) 4/	GENERAL SERVICE & WAGE BOARD PAY (3400) 5/
	PAY BASE (3500) 2/	OTHER EXPENSES (3500) 3/		
1949	.109	.177	.114	.103
1950	.123	.185	.110	.107
1951	.129	.200	.177	.106
1952	.128	.200	.173	.113
1953	.137	.201	.176	.117
1954	.136	.197	.164	.123
1955	.139	.203	.174	.131
1956	.147	.211	.186	.140
1957	.144	.220	.193	.146
1958	.152	.241	.195	.164
1959	.162	.245	.209	.176
1960	.164	.246	.207	.181
1961	.166	.250	.206	.195
1962	.165	.252	.207	.200
1963	.167	.252	.205	.207
1964	.181	.263	.213	.216
1965	.188	.272	.217	.230
1966	.202	.284	.227	.238
1967	.212	.305	.235	.248
1968	.222	.321	.243	.257
1969	.240	.328	.256	.274
1970	.277	.339	.275	.306
1971	.301	.355	.304	.332
1972	.351	.368	.324	.359
1973	.394	.385	.344	.380
1974	.420	.427	.377	.414
1975	.448	.452	.431	.448
1976	.471	.478	.478	.485
1977	.484	.490	.492	.506
1978	.498	.503	.506	.528

TABLE A-19 (Cont'd)

USAF OFFICIALRAW INFLATION INDICES BY APPROPRIATION, 1949-2000 1/

As of Feb 1988

BASE YEAR FY 89PAY

FISCAL YEAR	MILITARY COMPENSATION		RETIRE- MENT (3500) 4/	GENERAL SERVICE & WAGE BOARD PAY (3400) 5/
	PAY BASE (3500) 2/	OTHER EXPENSES (3500) 3/		
1978	.532	.531	.545	.569
1979	.564	.573	.590	.603
1980	.604	.616	.661	.645
1981	.700	.764	.735	.701
1982	.796	.810	.783	.740
1983	.828	.844	.828	.775
1984	.853	.871	.857	.799
1985	.887	.897	.887	.843
1986	.922	.918	.922	.852
1987	.943	.939	.943	.898
1988	.964	.969	.964	.980
1989	1.000	1.000	1.000	1.000
1990	1.045	1.031	1.045	1.027
1991	1.093	1.060	1.093	1.059
1992	1.139	1.085	1.139	1.092
1993	1.187	1.106	1.187	1.125
1994	1.237	1.128	1.237	1.160
1995	1.289	1.150	1.289	1.195
1996	1.343	1.172	1.343	1.232
1997	1.400	1.195	1.400	1.270
1998	1.458	1.219	1.458	1.309
1999	1.520	1.243	1.520	1.349
2000	1.583	1.267	1.583	1.390

TABLE A-19 (Cont'd)

USAF OFFICIALRAW INFLATION INDICES BY APPROPRIATION, 1949-2000 1/

As of Feb 1988

BASE YEAR FY 89NON-PAY

FISCAL YEAR	OPERATIONS & MAINTENANCE NON-PAY NON-POL (3400)	RESEARCH, DEVELOPMENT, TESTING, EVAL (3600)	MILITARY CONSTRUCTION (3300)	AIRCRAFT AND MISSILE PROCUREMENT (3010/20)	OTHER PROCUREMENT (3080)	FUEL
1949	.189	.193	.189	.177	.192	.301
1950	.186	.190	.186	.174	.189	.293
1951	.198	.202	.198	.185	.201	.321
1952	.204	.208	.204	.191	.207	.310
1953	.208	.212	.208	.194	.211	.314
1954	.210	.214	.210	.197	.213	.308
1955	.213	.218	.213	.199	.216	.328
1956	.219	.224	.219	.205	.222	.341
1957	.227	.232	.227	.212	.231	.367
1958	.233	.237	.233	.218	.236	.372
1959	.237	.242	.237	.221	.240	.380
1960	.242	.247	.242	.226	.245	.377
1961	.245	.250	.245	.229	.248	.385
1962	.248	.253	.248	.232	.252	.380
1963	.253	.257	.252	.236	.256	.382
1964	.256	.261	.256	.240	.260	.383
1965	.261	.266	.261	.244	.265	.387
1966	.268	.273	.268	.250	.272	.400
1967	.277	.282	.276	.258	.280	.415
1968	.286	.292	.286	.268	.291	.429
1969	.300	.306	.300	.280	.304	.442
1970	.316	.323	.316	.296	.321	.460
1971	.333	.339	.332	.311	.337	.481
1972	.348	.355	.348	.325	.353	.499
1973	.363	.370	.363	.339	.368	.520
1974	.392	.399	.391	.366	.397	.550
1975	.434	.442	.434	.405	.440	.633
1976	.464	.473	.463	.433	.470	.681
1976TQ	.479	.489	.479	.448	.486	.708
1977	.495	.505	.495	.463	.502	.736



TABLE A-19 (Cont'd)

USAF OFFICIALRAW INFLATION INDICES BY APPROPRIATION, 1949-2000 1/

As of Feb 1988

BASE YEAR FY 89NON-PAY

FISCAL YEAR	OPERATIONS & MAINTENANCE NON-PAY NON-POL (3400)	RESEARCH, DEVELOPMENT, TESTING, EVAL (3600)	MILITARY CONSTRUCTION (3300)	AIRCRAFT AND MIS-SILE PROCUREMENT (3010/20)	OTHER PROCUREMENT (3080)	FUEL
1978	.534	.539	.529	.494	.536	.789
1979	.583	.585	.579	.537	.583	.912
1980	.640	.640	.640	.589	.640	1.647
1981	.716	.716	.716	.660	.716	1.950
1982	.782	.782	.782	.723	.782	1.919
1983	.820	.820	.820	.788	.820	1.723
1984	.851	.851	.851	.851	.851	1.564
1985	.880	.880	.880	.880	.880	1.497
1986	.905	.905	.905	.905	.905	1.169
1987	.929	.929	.929	.929	.929	.857
1988	.963	.963	.963	.963	.963	.962
1989	1.000	1.000	1.000	1.000	1.000	1.000
1990	1.036	1.036	1.036	1.036	1.036	1.037
1991	1.070	1.070	1.070	1.070	1.070	1.082
1992	1.100	1.100	1.100	1.100	1.100	1.141
1993	1.125	1.125	1.125	1.125	1.125	1.202
1994	1.151	1.151	1.151	1.151	1.151	1.265
1995	1.178	1.178	1.178	1.178	1.178	1.332
1996	1.205	1.205	1.205	1.205	1.205	1.403
1997	1.233	1.233	1.233	1.233	1.233	1.477
1998	1.261	1.261	1.261	1.261	1.261	1.556
1999	1.290	1.290	1.290	1.290	1.290	1.638
2000	1.320	1.320	1.320	1.320	1.320	1.725

Footnotes:

1/ Table Use: Raw Indices are used to convert constant dollars in one year to

TABLE A-19 (Cont'd)

USAF OFFICIAL

RAW INFLATION INDICES BY APPROPRIATION, 1949-2000 1/

As of Feb 1988

BASE YEAR FY 89

---

Footnotes: (Cont'd)

constant dollars in another year. Always use raw indices when dealing with outlays. Use weighted indices to convert constant to then year dollars, and vice versa.

2/ Pay Base: Basic Pay, Reenlistment Bonuses, Separation Payments, FICA, Death Gratuities, Continuation Pay for Physicians and Dentists, BAQ, and several categories of Subsistence Pay.

3/ Other Expenses: Incentive Pay, Proficiency Pay, Interest on Savings, Flight Deck Pay, Optometrist Pay, Enlistment Bonuses, Hostile Fire Pay, Clothing Allowance, Subsistence-in-Kind, Family Separation Pay, Station Allowance Overseas, PCS, and several other items.

4/ Retirement: Military Retirement Pay.

5/ Civilian Pay: Pay for GS, GM, Wage Board, and Foreign National Direct and Indirect Hire personnel.

---

OPR: SAF/ACCE, Lt Col James B. Streets, Ext 71152, Rm 4D167.

TABLE A-20

USAF OFFICIALWEIGHTED INFLATION INDICES BY APPROPRIATION, 1949-2000 1/  
(BASED ON OSD RAW INFLATION AND OUTLAY RATES)

As of Feb 1988

BASE YEAR FY 89PROCUREMENT

FISCAL YEAR	<u>2/</u> AIRCRAFT PROCURE- MENT: SPECIAL (3010)	AIRCRAFT PROCURE- MENT: OTHER (3010)	<u>2/</u> MISSILE PROCURE- MENT: SPECIAL (3020)	MISSILE PROCURE- MENT: OTHER (3020)	<u>2/</u> OTHER PROCURE- MENT: SPECIAL (3080)	OTHER PROCURE- MENT: OTHER (3080)
1949	.181	.180	.175	.179	.192	.193
1950	.188	.187	.183	.185	.191	.200
1951	.193	.192	.190	.191	.202	.207
1952	.195	.195	.194	.195	.208	.211
1953	.198	.198	.196	.198	.211	.214
1954	.203	.202	.199	.202	.214	.218
1955	.209	.208	.204	.207	.218	.223
1956	.215	.214	.211	.213	.224	.230
1957	.220	.219	.217	.218	.232	.236
1958	.224	.223	.221	.223	.237	.241
1959	.228	.227	.225	.227	.241	.245
1960	.231	.230	.228	.230	.246	.249
1961	.234	.234	.232	.233	.249	.253
1962	.238	.238	.235	.237	.253	.257
1963	.242	.242	.239	.241	.257	.261
1964	.248	.247	.243	.246	.261	.266
1965	.255	.254	.250	.253	.266	.273
1966	.264	.263	.257	.262	.274	.282
1967	.275	.273	.267	.272	.283	.293
1968	.289	.287	.279	.285	.294	.306
1969	.304	.302	.293	.299	.308	.323
1970	.319	.317	.308	.315	.325	.339
1971	.333	.332	.323	.330	.341	.356
1972	.354	.352	.338	.349	.357	.375
1973	.387	.381	.363	.375	.375	.402

TABLE A-20 (Cont'd)

USAF OFFICIALWEIGHTED INFLATION INDICES BY APPROPRIATION, 1949-2000 1/  
(BASED ON OSD RAW INFLATION AND OUTLAY RATES)

As of Feb 1988

BASE YEAR FY 89PROCUREMENT

FISCAL YEAR	<u>2/</u> AIRCRAFT PROCURE- MENT: SPECIAL (3010)	AIRCRAFT PROCURE- MENT: OTHER (3010)	<u>2/</u> MISSILE PROCURE- MENT: SPECIAL (3020)	MISSILE PROCURE- MENT: OTHER (3020)	<u>2/</u> OTHER PROCURE- MENT: SPECIAL (3080)	OTHER PROCURE- MENT: OTHER (3080)
1974	.420	.421	.395	.409	.406	.458
1975	.449	.457	.423	.444	.444	.498
1976	.480	.504	.465	.492	.476	.563
1977	.518	.521	.489	.515	.507	.569
1978	.566	.568	.559	.552	.543	.620
1979	.580	.631	.585	.610	.586	.681
1980	.593	.707	.646	.695	.653	.752
1981	.677	.770	.717	.763	.723	.806
1982	.726	.810	.763	.816	.789	.834
1983	.795	.859	.816	.862	.829	.867
1984	.856	.895	.867	.901	.858	.893
1985	.884	.923	.892	.925	.883	.923
1986	.909	.954	.916	.957	.908	.951
1987	.935	.989	.944	.992	.934	.986
1988	.970	1.024	.979	1.028	.968	1.021
1989	1.006	1.058	1.015	1.062	1.005	1.055
1990	1.042	1.090	1.050	1.092	1.041	1.087
1991	1.075	1.118	1.083	1.120	1.074	1.115
1992	1.105	1.144	1.111	1.146	1.104	1.142
1993	1.130	1.170	1.137	1.173	1.129	1.168
1994	1.156	1.197	1.163	1.200	1.155	1.195
1995	1.183	1.225	1.189	1.227	1.182	1.223
1996	1.210	1.253	1.217	1.255	1.209	1.251
1997	1.238	1.282	1.245	1.284	1.237	1.280
1998	1.266	1.311	1.273	1.314	1.265	1.309
1999	1.295	1.342	1.303	1.344	1.294	1.339
2000	1.325	1.372	1.333	1.375	1.324	1.370

TABLE A-20 (Cont'd)

USAF OFFICIALWEIGHTED INFLATION INDICES BY APPROPRIATION, 1949-2000 1/  
(BASED ON OSD RAW INFLATION AND OUTLAY RATES)

As of Feb 1988

BASE YEAR FY 89NON-PROCUREMENT

FISCAL YEAR	OPERATIONS & MAINTENANCE NON-PAY, NON-POL (3400)	RESEARCH, DEVELOPMENT TEST & EVALUATION (3600)	MILITARY CONSTRUCTION (3300)	MILITARY CONSTRUCTION ANG (3830)	MILITARY CONSTRUCTION AFR (3730)
1949	.189	.192	.191	.191	.191
1950	.188	.194	.196	.196	.196
1951	.199	.204	.204	.204	.204
1952	.205	.210	.208	.208	.208
1953	.208	.213	.211	.211	.211
1954	.211	.216	.215	.215	.215
1955	.214	.220	.220	.220	.220
1956	.220	.226	.227	.227	.227
1957	.228	.234	.233	.233	.233
1958	.233	.239	.237	.237	.237
1959	.238	.243	.242	.242	.242
1960	.242	.248	.245	.245	.245
1961	.245	.251	.249	.249	.249
1962	.249	.255	.253	.253	.253
1963	.253	.259	.257	.257	.257
1964	.257	.263	.263	.263	.263
1965	.262	.269	.270	.270	.270
1966	.269	.277	.278	.278	.278
1967	.278	.286	.289	.289	.289
1968	.288	.297	.302	.302	.302
1969	.302	.312	.317	.317	.317
1970	.318	.329	.334	.334	.334
1971	.335	.345	.351	.351	.351
1972	.350	.361	.370	.370	.370
1973	.367	.381	.396	.396	.396

TABLE A-20 (Cont'd)

USAF OFFICIALWEIGHTED INFLATION INDICES BY APPROPRIATION, 1949-2000 1/  
BASED ON OSD RAW INFLATION AND OUTLAY RATES

As of Feb 1988

BASE YEAR FY 89NON-PROCUREMENT

FISCAL YEAR	OPERATIONS & MAINTENANCE NON-PAY, NON-POL (3400)	RESEARCH, DEVELOPMENT TEST & EVALUATION (3600)	MILITARY CONSTRUCTION (3300)	MILITARY CONSTRUCTION ANG (3830)	MILITARY CONSTRUCTION AFR (3730)
1974	.398	.411	.430	.430	.430
1975	.437	.451	.467	.467	.467
1976	.469	.490	.500	.500	.500
1977	.501	.519	.538	.538	.538
1978	.541	.562	.584	.584	.584
1979	.591	.607	.690	.690	.690
1980	.651	.675	.726	.743	.718
1981	.726	.747	.786	.786	.777
1982	.794	.799	.840	.832	.832
1983	.830	.836	.872	.880	.858
1984	.863	.868	.898	.902	.890
1985	.892	.895	.920	.921	.918
1986	.916	.919	.948	.947	.942
1987	.943	.949	.982	.981	.976
1988	.979	.984	1.017	1.016	1.012
1989	1.015	1.021	1.052	1.051	1.047
1990	1.050	1.055	1.084	1.083	1.080
1991	1.083	1.087	1.113	1.113	1.109
1992	1.111	1.115	1.139	1.139	1.135
1993	1.136	1.141	1.166	1.165	1.161
1994	1.163	1.167	1.192	1.192	1.188
1995	1.189	1.194	1.220	1.219	1.215
1996	1.217	1.221	1.248	1.247	1.243
1997	1.245	1.249	1.277	1.276	1.272
1998	1.273	1.278	1.306	1.305	1.301
1999	1.303	1.307	1.336	1.335	1.331
2000	1.333	1.337	1.367	1.366	1.362

TABLE A-20 (Cont'd)

USAF OFFICIAL

WEIGHTED INFLATION INDICES BY APPROPRIATION, 1949-2000 1/  
BASED ON OSD RAW INFLATION AND OUTLAY RATES

As of Feb 1988

BASE YEAR FY 89

---

Footnotes

1/ Table use: Weighted indices are used to convert constant dollars to then-year dollars and vice versa. Use raw indices to convert constant dollars in one year to constant dollars in another year. Weighted indices for each appropriation are based on outlay rates for TOA excluding Pay and POL and should be used accordingly. For Pay and POL use Raw indices.

2/ "Special" appropriations refer to programs classified as SECRET.

---

OPR: SAF/ACCE, Lt Col James B. Streets, Ext 71152, Rm 4D167.

TABLE A-21

MILITARY AND CIVILIAN ANNUAL AVERAGE PAY, 1973-1989 1/  
(Thousands)

	THEN-YEAR DOLLARS			CONSTANT FY 89 DOLLARS		
	Officer	Enlisted	Civilian	Officer	Enlisted	Civilian
1973	17.9	8.1	13.0	45.5	20.6	34.2
1974	19.0	8.6	13.9	45.0	20.3	33.5
1975	20.2	9.1	15.3	44.9	20.2	34.1
1976	21.4	9.4	16.3	45.3	19.9	33.6
1977	22.8	9.8	17.7	45.6	19.6	33.5
1978	24.2	10.3	19.1	45.4	19.3	33.5
1979	25.4	10.9	20.2	44.8	19.2	33.4
1980	27.8	11.8	21.4	45.8	19.4	33.1
1981	30.5	13.5	23.3	43.0	19.0	33.2
1982	35.0	15.4	24.9	43.8	19.2	33.6
1983	36.3	16.0	25.4	43.7	19.2	32.7
1984	39.9	18.3	26.0	46.6	21.4	32.5
1985 2/	54.0	24.0	27.9	60.8	27.0	33.0
1986 2/	55.4	24.7	27.9	60.0	26.7	32.7
1987 2/	57.2	25.5	29.0	60.7	27.0	32.2
1988 2/	59.4	26.6	30.8	61.6	27.5	31.4
1989 2/	61.6	27.5	31.7	61.6	27.5	31.7

**Footnotes:**

1/ Includes the following factors:

Military: Base pay; incentive, special and foreign duty pay; BAQ and Subsistence; Overseas Station Allowance; Initial Clothing Allowance; Family Separation Allowance; employer's FICA contribution; Variable Housing Allowance, etc.  
Excludes PCS.

Civilian: Base pay; overtime pay; holiday pay; night differentials; COLA; government cost for employee benefits; FICA as applicable; employer retirement contribution, etc.

2/ Includes retirement accrual.

OPR: Air Force Cost Center/ACCO, Mr Scott Dillon, Ext 30772.



TABLE A-22

MILITARY AND CIVILIAN PAY INCREASES, 1949-1988

EFFECTIVE DATE	MILITARY PAY 1/	CIVILIAN SALARIES 2/	EFFECTIVE DATE	MILITARY PAY 1/	CIVILIAN SALARIES 2/
Oct 28, 1949	-	4.1%	Jan 1, 1970	6.0%	6.0%
Jul 1, 1951	-	10.0%	Jan 1, 1971	6.0%	6.0%
May 1, 1952	10.9%	-			
Mar 1, 1955	-	7.5%	Nov 14, 1971	13.1%	-
Apr 1, 1955	2.8%	-	Jan 1, 1972	5.5%	5.5%
Jan 1, 1958	-	10.0%	Jan 1, 1973	5.1%	5.1%
Jun 1, 1958	6.3%	-	Oct 1, 1973	4.8%	4.8%
			Oct 1, 1974	5.5%	5.5%
Jul 1, 1960	-	7.7%	Oct 1, 1975	5.0%	5.0%
Oct 14, 1962	-	5.5%	Oct 1, 1976	4.8%	4.8%
Oct 1, 1963	8.4%	-			
Jan 5, 1964	-	4.1%	Oct 1, 1977	7.0%	7.0%
Jul 1, 1964	-	4.2%	Oct 1, 1978	5.5%	5.5%
Sep 1, 1964	1.4%	-	Oct 1, 1979	7.0%	7.0%
Sep 1, 1965	6.4%	-	Oct 1, 1980	11.7%	9.1%
			Oct 1, 1981	14.3%	4.8%
Oct 1, 1965	-	3.6%	Oct 1, 1982	4.0%	4.0%
Jul 1, 1966	2.8%	2.9%	Jan 1, 1984	4.0%	3.5%
Oct 1, 1967	4.5%	4.5%	Jan 1, 1985	4.0%	3.5%
Jul 1, 1968	4.9%	4.9%	Oct 1, 1985	3.5%	0.0%
Jul 1, 1969	9.1%	9.1%	Jan 1, 1987	3.0%	3.0%
			Jan 1, 1988	2.0%	2.0%

## Footnotes:

1/ Includes Basic Pay, Allowance for Subsistence and Basic Allowance for Quarters.

2/ These pay increases apply to GS/GM employees only.

OPR: Air Force Cost Center, ACCO, Mr Scott Dillon, Ext 30772.

TABLE A-23

MILITARY PAY FACTORS BY GRADE  
As of Feb 1988  
(Dollars in Thousands)  
President's Amended FY 1988/1989 Budget

GRADE	Fiscal Year				1/	1/	1/	
	1982	1983	1984	1/1985	1/1986	(Est) 1987	(Est) 1988	(Est) 1989
<u>OFFICERS</u>								
General 2/	67.7	75.9	77.1	115.2	115.0	121.4	122.3	123.1
Lt General 2/	67.1	74.4	75.9	114.8	114.6	118.4	119.9	120.8
Maj General	68.2	73.1	75.6	111.1	114.7	117.0	117.0	121.2
Brig General	63.6	66.0	68.4	100.4	104.2	110.2	111.0	115.0
Colonel	58.2	58.8	62.3	88.8	91.6	96.1	97.1	101.0
Lt Colonel	49.8	51.4	53.6	76.6	78.6	82.4	82.4	85.4
Major	43.9	45.5	46.6	66.6	67.8	69.2	70.5	73.2
Captain	35.9	37.3	38.7	53.4	55.3	56.2	58.4	60.8
1st Lieutenant	27.2	29.1	29.8	41.3	42.4	44.7	45.8	47.7
2nd Lieutenant	21.4	22.7	23.3	31.7	32.3	34.7	36.1	37.0
<u>ENLISTED</u>								
Chief Master Sgt	34.1	34.3	36.1	51.3	52.5	54.3	55.4	57.4
Senior Master Sgt	29.0	29.0	30.8	43.2	44.6	46.0	46.8	45.5
Master Sgt	25.2	25.3	26.7	37.2	38.5	39.7	40.5	41.5
Technical Sgt	21.6	21.9	23.0	31.7	32.9	33.9	34.6	35.8
Staff Sgt	18.3	18.4	19.6	26.5	27.6	28.6	29.1	30.2
Sergeant	15.7	15.8	16.8	22.8	23.7	24.4	25.0	25.8
Airman 1st Class	13.0	13.5	14.4	19.4	20.0	20.4	20.9	21.8
Airman	11.9	12.0	12.9	17.7	18.2	18.5	19.0	19.7
Airman Basic	10.8	10.8	11.7	15.1	15.6	15.7	16.2	16.7
Cadet	7.5	7.7	7.7	7.8	7.6	7.8	8.0	8.2

## Footnote:

- 1/ Includes 50.7% of Basic Pay in Retirement Accrual in FY 85, 49.2% in FY 86, 52.2% in FY 87, 51.2% in FY 88, and 50.2% in FY 89.
- 2/ Rates reflect Basic Pay capped to comply with current ceiling on senior executives.

OPR: AF/DPPB, Ms A Rodriguez (Officers)/Capt M McGrevey (Enlisted),  
Ext 56012, 4C239.

TABLE A-24

FY 1987-MILITARY ANNUAL COMPOSITE STANDARD RATE  
 (BASED ON FY 1988/89 AMENDED PRESIDENT'S BUDGET)  
 As of Jan 1988  
 (000)

GRADE	<u>1/</u> BASIC PAY	RETIREMENT ACCRUAL (51.2% OF BASIC PAY)	BAQ & VHA	INCENTIVE AND SPECIAL PAY	MISCFE- LANEOUS EXPENSES	COMPOSITE STANDARD RATE W/O PCS		TOTAL ANNUAL COMPOSITE RATE
O-10	71.094	37.079	0.916	12.488	7.826	119.403	1.961	121.364
O-9	71.094	37.079	0.846	0.698	7.060	116.777	1.961	118.738
O-8	71.094	37.079	1.611	0.465	7.126	117.375	1.961	119.336
O-7	62.272	32.478	3.486	2.848	7.174	108.258	1.961	110.219
O-6	50.851	26.521	6.240	4.337	6.155	84.104	1.961	96.065
O-5	41.958	21.883	7.106	3.202	6.304	80.453	1.961	82.414
O-4	34.951	18.288	6.294	2.463	5.196	67.192	1.961	69.153
O-3	28.633	14.933	4.924	1.285	4.459	54.234	1.961	56.195
O-2	22.233	11.595	3.536	1.804	3.562	42.730	1.961	44.691
O-1	16.222	8.460	3.224	1.978	2.839	32.723	1.961	34.684
Avg	30.203	15.752	5.090	2.045	4.582	57.672	1.961	59.633
Cadet	5.890	-	-	-	1.864	7.754	0.114	7.868
E-9	28.314	14.779	4.554	0.156	5.386	53.189	1.079	54.268
E-8	23.525	12.279	3.976	0.171	4.933	44.884	1.079	45.963
E-7	19.911	10.393	3.484	0.148	4.727	39.663	1.079	39.742
E-6	16.694	8.713	2.945	0.126	4.353	32.831	1.079	33.910
E-5	13.753	7.173	2.404	0.095	4.084	27.509	1.079	28.588
E-4	11.492	5.998	1.892	0.057	3.884	23.323	1.079	24.402
E-3	9.496	4.956	1.382	0.037	3.439	19.310	1.079	20.389
E-2	8.790	4.588	0.818	0.034	3.234	17.464	1.079	18.543
F-1	7.315	3.818	0.503	0.020	2.957	14.613	1.079	15.692
Avg	12.974	6.772	2.103	0.017	3.921	25.847	1.079	26.826

Footnote:

1/ Rates reflect Basic Pay capped to comply with current ceiling.

OPR: AF/DPPB, Ms A Rodriguez, Ext 56012, 4C239.

TABLE A-25

FY 1988-MILITARY ANNUAL COMPOSITE STANDARD RATE  
 (BASED ON FY 1988/89 AMENDED PRESIDENT'S BUDGET)

As of Jan 1988  
 (000)

GRADE	1/ BASIC PAY	RETIREMENT ACCRUAL (51.2% OF BASIC PAY)	BAQ & VHA	INCENTIVE AND SPECIAL PAY	MISCEL- LANEOUS EXPENSES	COMPOSITE STANDARD RATE W/O PCS	PERMANENT CHANGE OF STATION	TOTAL ANNUAL COMPOSITE RATE
O-10	\$ 72.500	\$ 37.120	\$0.932	\$ 2.500	\$ 7.129	\$ 120.181	\$ 2.131	\$ 122.312
O-9	72.500	37.120	0.907	0.703	6.532	117.762	2.131	119.893
O-8	70.416	36.053	1.683	0.425	6.247	114.824	2.131	116.955
O-7	63.677	32.590	3.539	2.543	6.489	108.838	2.131	110.969
O-6	52.080	26.655	6.356	4.004	5.848	94.943	2.131	97.074
O-5	42.777	21.894	7.234	2.688	5.652	80.245	2.131	82.376
O-4	35.607	18.224	6.407	2.890	5.208	68.336	2.131	70.467
O-3	29.360	15.027	5.012	1.809	5.075	56.283	2.131	58.414
O-2	22.577	11.555	3.588	1.296	4.690	43.706	2.131	45.837
O-1	16.394	8.391	3.326	1.438	4.381	33.930	2.131	36.061
Avg	31.078	15.906	5.216	2.116	5.085	59.401	2.131	61.532
Cadet	\$ 6.022	-	-	-	\$ 1.899	\$ 7.921	\$ 0.113	\$ 8.034
E-9	29.001	14.836	4.479	0.162	5.758	54.236	1.125	55.361
E-8	24.089	12.323	3.883	0.172	5.225	45.692	1.125	46.817
E-7	20.352	10.411	3.506	0.151	4.965	39.385	1.125	40.510
E-6	17.079	8.737	2.956	0.127	4.537	33.436	1.125	34.561
E-5	14.029	7.177	2.429	0.095	4.227	27.957	1.125	29.082
E-4	11.768	6.020	1.893	0.062	4.107	23.850	1.125	24.975
E-3	9.711	4.968	1.448	0.042	3.596	19.765	1.125	20.890
E-2	8.989	4.598	0.847	0.035	3.412	17.881	1.125	19.006
E-1	7.519	3.846	0.530	0.024	3.155	15.074	1.125	16.199
Avg	13.396	6.853	2.159	0.082	4.127	26.617	1.125	17.742

## Footnote:

1/ O-10 and O-9 capped at \$72,500.

OPR: AF/DPPB, Ms A Rodriguez, Ext 56012, 4C239.

TABLE A-26

FY 1989-MILITARY ANNUAL COMPOSITE STANDARD RATE  
(BASED ON FY 1988/89 AMENDED PRESIDENT'S BUDGET)

As of Jan 1988  
(000)

GRADE	1/ BASIC PAY	RETIREMENT ACCRUAL (50.2% OF BASIC PAY)	BAQ & VHA	INCENTIVE AND SPECIAL PAY	MISCEL- LANFOUS EXPENSES	COMPOSITE STANDARD RATE W/O PCS	PCS	TOTAL ANNUAL COMPOSITE RATE
O-10	72.500	37.120	0.965	2.653	7.437	120.675	2.393	123.068
O-9	72.500	37.120	0.915	0.723	7.182	118.440	2.393	120.833
O-8	72.500	37.120	1.698	0.435	7.055	118.808	2.393	121.201
O-7	66.054	33.141	3.670	2.618	7.185	112.668	2.393	115.061
O-6	54.189	27.188	6.630	4.275	6.182	98.464	2.393	100.857
O-5	44.442	22.298	7.532	2.799	5.940	83.011	2.393	85.404
O-4	37.098	18.613	6.669	3.031	5.389	70.800	2.393	73.193
O-3	30.624	15.365	5.231	1.899	5.334	58.453	2.393	60.846
O-2	23.407	11.744	3.687	1.442	5.002	45.282	2.393	47.675
O-1	16.876	8.467	3.241	1.435	4.621	34.640	2.393	37.033
Avg	32.365	16.339	5.414	2.230	5.344	61.692	2.393	64.085
Cadet	6.248	-	-	-	1.916	8.164	0.126	8.290
E-9	30.223	15.172	4.516	0.170	6.081	56.162	1.212	57.374
E-8	25.066	12.583	3.910	0.178	5.508	47.245	1.212	48.457
E-7	20.906	10.495	3.599	0.152	5.159	40.311	1.212	41.523
E-6	17.755	8.913	3.013	0.130	4.759	34.570	1.212	35.782
E-5	14.607	7.333	2.486	0.097	4.428	28.951	1.212	30.163
E-4	12.208	6.128	1.942	0.064	4.229	24.571	1.212	25.783
E-3	10.113	5.077	1.507	0.046	3.795	20.538	1.212	21.750
E-2	9.343	4.690	0.897	0.036	3.571	18.537	1.212	19.749
E-1	7.769	3.900	0.563	0.023	3.252	15.507	1.212	16.719
Avg	13.919	6.987	2.213	0.084	4.308	27.511	1.212	28.723

## Footnote:

1/ O-8 through O-10 capped at \$72,500.

OPR: AF/DPPB, Ms A Rodriguez, Ext 56012, 4C239.

TABLE A-27

MILITARY PAY RATES BY FLYING STATUS AND ASSIGNED LOCATION  
Fiscal Year 1988 (Effective 1 October 1987)

	FY 1987		FY 1988		FY 1989	
	Officer	Enlisted	Officer	Enlisted	Officer	Enlisted
	\$	\$	\$	\$	\$	\$
<u>CONUS Only</u>						
Crewmembers <u>1/</u>		27,066		28,076		28,965
Rated	59,160		62,501		63,174	
Nonrated	55,475	25,151	58,897	26,209	59,560	27,040
<u>OVERSEAS ONLY</u>						
Crewmembers		28,406		29,339		30,413
Rated	62,188		65,927		66,971	
Nonrated	58,503	26,491	62,322	27,471	63,357	28,487
<u>WORLDWIDE AVERAGES</u>						
Crewmembers		27,441		28,440		29,392
Rated	59,680		61,699		63,846	
Nonrated	55,994	25,527	58,095	26,572	60,232	27,466
<u>CONUS AVERAGE</u>	56,754	25,195	58,796	26,253	60,921	27,086
<u>OVERSEAS AVERAGE</u>	59,783	26,536	62,221	27,516	64,718	28,533
<u>WORLD AVERAGE</u>	57,274	25,571	59,401	26,617	61,692	27,512

## Footnote:

1/ This applies to enlisted personnel that are crewmembers and are receiving flight pay.

OPR: AF/DPPB, Ms A Rodriguez, Ext 56012, 4C239.

TABLE A-28

MILITARY MONTHLY BASIC ALLOWANCE FOR QUARTERS BY GRADE DETAIL  
(Effective 1 January 1988)

PAY GRADE	WITHOUT DEPENDENTS		WITH DEPENDENTS 3/
	FULL RATE 1/3/	PARTIAL RATE 2/	
	<u>COMMISSIONED OFFICERS</u>		
O-10	581.40	50.70	715.20
O-9	581.40	50.70	715.20
O-8	581.40	50.70	715.20
O-7	581.40	50.70	715.20
O-6	533.70	39.60	648.60
O-5	503.70	33.00	597.60
O-4	461.70	26.70	546.30
O-3	373.80	22.20	455.40
O-2	301.20	17.70	390.60
O-1	258.30	13.20	350.10
E-9	341.10	18.60	465.00
E-8	316.20	15.30	433.20
E-7	270.00	12.00	402.90
E-6	239.70	9.90	365.70
E-5	221.40	8.70	324.90
E-4	192.30	8.10	280.80
E-3	186.60	7.80	258.30
E-2	158.40	7.20	258.30
E-1	144.30	6.90	258.30

BASIC ALLOWANCE FOR SUBSISTENCE

OFFICERS	\$114.90/month	
ENLISTED	<u>E-1: &lt; 4 months</u>	<u>All Others</u>
When on leave or authorized to mess separately:	\$5.06/day	\$5.48/day
When rations in-kind are not available:	\$5.72/day	\$6.19/day
When assigned to duty under emergency conditions where no messing facilities of the United States are available:	\$7.58/day	\$8.19/day

TABLE A-28 (Cont'd)

MILITARY MONTHLY BASIC ALLOWANCE FOR QUARTERS BY GRADE DETAIL  
(Effective 1 January 1988)

---

Footnotes:

- 1/ Payment of the full rate of basic allowance for quarters at these rates to members of the uniformed services without dependents is authorized by 37 U.S.C 403 Part IV of Executive Order 12622, as amended.
- 2/ Payment of the partial rate of basic allowance for quarters at these rates to members of the uniformed services without dependents who, under 37 USC 403(b) or 403(c), are not entitled to the full rate of basic allowance for quarters, is authorized by 37 U.S.C 1009(c) (2) and Part IV of Executive Order 12622, as amended.
- 3/ Effective 1 Jan 1985, the rate of BAQ payable to a member of the uniformed services who was entitled to that allowance on 31 Dec 1984, shall not be less than the rate of BAQ that was in effect for that member on 31 Dec 1984 (unless the member holds a lower grade than he held on that date or has had a change in dependent status from a "with dependent" status to a "without dependent" status or vice-a-versa). Saved pay rates are shown in parentheses by the affected BAQ rates.

---

OPR: SAF/ACFA, Capt D Dunaway, Ext 53106/7, 4D181.



TABLE A-29

MILITARY MONTHLY BASIC PAY BY GRADE AND YEARS OF SERVICE 1/  
(As of 1 January 1988)

PAY GRADE	YEARS OF SERVICE													
	UNDER 2	2	3	4	6	8	10	12	14	16	18	20	22	26
COMMISSIONED OFFICERS														
2/ O-10	5485.80	5679.00	5679.00	5679.00	5679.00	5896.50	5896.50	6041.70	6041.70	6041.70	6041.70	6041.70	6041.70	6041.70
O-9	4862.10	4989.30	5095.50	5095.50	5095.50	5225.10	5225.10	5442.60	5442.60	5896.50	5896.50	6041.70	6041.70	6041.70
O-8	4403.70	4535.40	4643.10	4643.10	4643.10	4989.30	4989.30	5225.10	5225.10	5442.60	5679.00	5896.50	6041.70	6041.70
O-7	3659.10	3907.80	3907.80	3907.80	4083.00	4083.00	4319.70	4319.70	4535.40	4989.30	5332.50	5332.50	5332.50	5332.50
O-6	2712.00	2979.90	3174.90	3174.90	3174.90	3174.90	3174.90	3174.90	3282.60	3801.60	3996.00	4083.00	4319.70	4685.10
O-5	2169.00	2547.00	2723.10	2723.10	2723.10	2723.10	2805.60	2956.20	3154.50	3390.60	3585.00	3693.60	3822.60	3822.60
O-4	1828.50	2226.60	2374.80	2374.80	2418.90	2525.70	2697.90	2849.70	2979.90	3110.40	3196.50	3196.50	3196.50	3196.50
O-3 3/	1699.20	1899.60	2030.70	2247.00	2354.40	2439.00	2571.00	2697.90	2764.50	2764.50	2764.50	2764.50	2764.50	2764.50
O-2 3/	1481.70	1618.20	1943.70	2009.10	2051.40	2051.40	2051.40	2051.40	2051.40	2051.40	2051.40	2051.40	2051.40	2051.40
O-1 3/	1286.10	1339.20	1618.20	1618.20	1618.20	1618.20	1618.20	1618.20	1618.20	1618.20	1618.20	1618.20	1618.12	1618.20
COMMISSIONED OFFICERS WITH OVER 4 YEARS' ACTIVE SERVICE AS ENLISTED MEMBERS AND/OR WARRANT														
O-3E	-	-	-	2247.00	2354.40	2439.00	2571.00	2697.90	2805.60	2805.60	2805.60	2805.60	2805.60	2805.60
O-2E	-	-	-	2009.10	2051.40	2116.20	2226.60	2311.50	2374.80	2374.80	2374.80	2374.80	2374.80	2374.80
O-1E	-	-	-	1618.20	1728.60	1792.20	1857.00	1921.80	2009.10	2009.10	2009.10	2009.10	2009.10	2009.10
ENLISTED MEMBERS														
E-9 4/	-	-	-	-	-	-	2013.60	2059.20	2105.70	2154.00	2202.00	2244.90	2362.80	2592.60
F-8	-	-	-	-	-	1688.70	1737.00	1782.60	1829.10	1877.10	1920.60	1967.70	2083.20	2315.40
E-7	1179.00	1272.60	1320.00	1365.90	1412.70	1457.70	1504.20	1551.00	1621.20	1667.40	1713.90	1736.10	1852.80	2083.20
E-6	1014.30	1105.50	1151.70	1200.60	1245.30	1290.60	1338.00	1407.00	1451.10	1497.90	1520.70	1520.70	1520.70	1520.70
E-5	890.10	969.00	1015.80	1060.20	1129.80	1175.70	1222.50	1267.50	1290.60	1290.60	1290.60	1290.60	1290.60	1290.60
E-4	831.40	876.60	928.20	1000.20	1039.80	1039.80	1039.80	1039.80	1039.80	1039.80	1039.80	1039.80	1039.80	1039.80
E-3	782.10	825.00	858.30	892.20	892.20	892.20	892.20	892.20	892.20	892.20	892.20	892.20	892.20	892.20
E-2	752.70	752.70	752.70	752.70	752.70	752.70	752.70	752.70	752.70	752.70	752.70	752.70	752.70	752.70
E-1 5/	671.40	671.40	671.40	671.40	671.40	671.40	671.40	671.40	671.40	671.40	671.40	671.40	671.40	671.40
E-1 6/	620.70	620.70	620.70	620.70	620.70	620.70	620.70	620.70	620.70	620.70	620.70	620.70	620.70	620.70

## Footnote:

- 1/ Basic Pay is limited to the rate of basic pay for level V of the Executive Schedule, which is \$6,041.70 per month.  
2/ While serving as Chairman of the Joint Chiefs of Staff or Chief of Staff of the Air Force, basic pay for this grade is \$8,340.00, regardless of cumulative years of service computed under section 205 of title 37, United States Code.  
3/ Does not apply to commissioned officers who have been credited with over 4 years' active service as enlisted members and/or warrant officers.  
4/ While serving as Chief Master Sergeant of the Air Force, basic pay for this grade is \$3,151.20, regardless of cumulative years of service computed under Section 205 of Title 37 U.S.C.  
5/ Applies to personnel who have served 4 months or more on active duty.  
6/ Applies to personnel who have served less than 4 months on active duty.

TABLE A-30

CIVILIAN PAY SCHEDULE BY STEP WITHIN GRADEGENERAL SCHEDULE EMPLOYEES  
Effective 1 January 1988

Grade	Step									
	1	2	3	4	5	6	7	8	9	10
GS-1	9,811	10,139	10,465	10,791	11,117	11,309	11,631	11,955	11,970	12,275
2	11,032	11,294	11,659	11,970	12,103	12,459	12,815	13,171	13,527	13,883
3	12,038	12,439	12,840	13,241	13,642	14,043	14,444	14,845	15,246	15,647
4	13,513	13,963	14,413	14,863	15,313	15,763	16,213	16,663	17,113	17,563
5	15,118	15,622	16,126	16,630	17,134	17,638	18,142	18,646	19,150	19,654
6	16,851	17,413	17,975	18,537	19,099	19,661	20,223	20,785	21,347	21,909
7	18,726	19,350	19,974	20,598	21,222	21,846	22,470	23,094	23,718	24,342
8	20,739	21,430	22,121	22,812	23,503	24,194	24,885	25,576	26,267	26,958
9	22,907	23,671	24,435	25,199	25,963	26,727	27,491	28,255	29,019	29,783
10	25,226	26,067	26,908	27,749	28,590	29,431	30,272	31,113	31,954	32,795
11	27,716	28,640	29,564	30,488	31,412	32,336	33,260	34,184	35,108	36,032
12	33,218	34,325	35,432	36,539	37,646	38,753	39,860	40,967	42,074	43,181
13 1/	39,501	40,818	42,135	43,452	44,769	46,086	47,403	48,720	50,037	51,354
14	46,679	48,235	49,791	51,347	52,903	54,459	56,015	57,571	59,127	60,683
15	54,907	56,737	58,567	60,397	62,227	64,057	65,887	67,717	69,547	71,377
16	64,397	66,544	68,691	70,838	72,500	73,660*	75,765*	77,870*	79,975*	
17	73,958*	76,423*	78,888*	81,353*	83,818*					
18	86,682*									

## Footnote:

\*/ The rate of basic pay payable to employees is limited to the rate payable for level V of the Executive Schedule which, under this alternative plan, would be \$72,500 (new Paycap effective after first pay period after 4 Feb 87).

1/ GS/GM.

OPR: SAF/ACFA, Capt D Dunaway, Ext 53106/7, 4D181.

S A R S

FIGURE B-1

AF SELECTED ACQUISITION REPORT (SAR) PROGRAM  
OUTYEAR vs PRIOR YEAR FUNDING  
AS OF 31 DEC 87

TOTAL: \$294.9B

BUDGET & OUTYEARS \$151.1B (51.2%)
CURRENT & PRIOR YEARS \$143.8B (48.8%)

This chart provides an insight into how much work to complete these systems still confronts the Air Force. As of 31 Dec 87 (with FY 89 as the Budget Year), 51.2% of SAR programs are in the "Budget & Outyear" category. Big ticket programs in this category are the C-17A at \$32.6B, F-16 at \$21.9B, F-15 at \$13.8B, ATF at \$11.6B, and AMRAAM at \$8.6B.

OPR: SAF/ACCC, MAJ G A CLARK, EXT 70734, 4D178.

FIGURE B-2

AIR FORCE SAR\* PROGRAM COST:  
BASELINE AND GROWTH

+7.3%	Engineering Changes = +\$21.5B
+13.8%	Quantity Increases = +\$40.8B
+86.3%	Baseline = +\$254.6B
-7.4%	Other Decreases = -\$22.0B

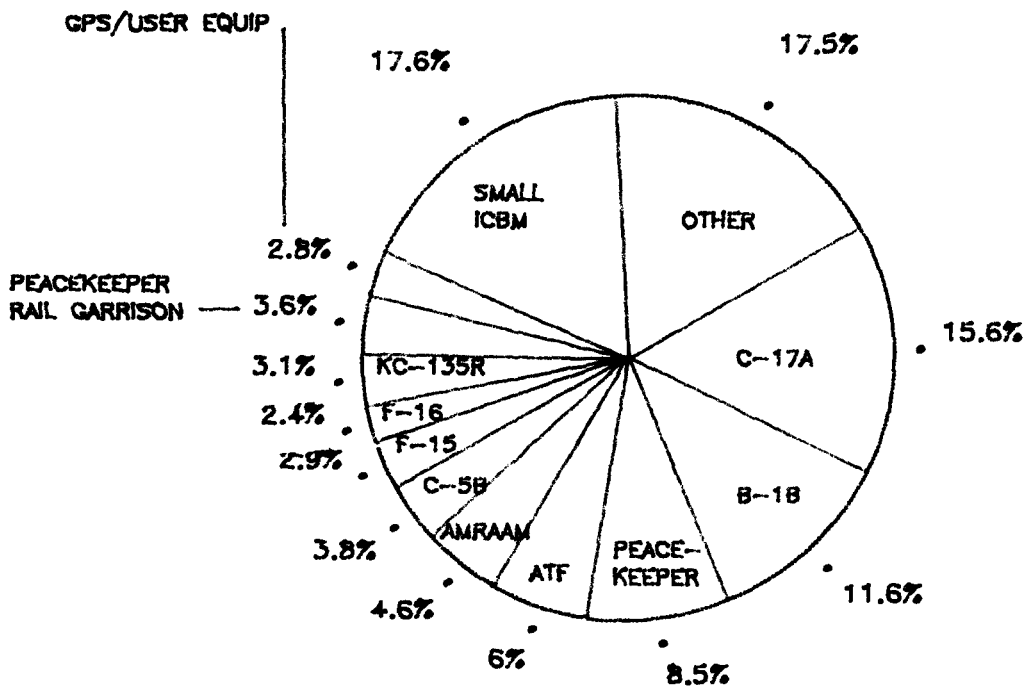
\*Selected Acquisition Report

The baseline represents the total of the initial SAR Program cost estimates arrived at by adding the various then-year dollars involved. The difference between total budget and baseline is defined as "growth." It does not equate to cost growth since it includes programmatic changes, e.g., quantity changes and program stretchouts made by both the executive and legislative branches of Government.

OPR: SAF/ACCC, MAJ G A CLARK, EXT 70734, 40178.

FIGURE B-3

AF SELECTED ACQUISITION REPORT (SAR) PROGRAMS  
BREAKOUT BY COST



PROGRAMS AS A %  
OF BASELINE

This chart shows the distribution of 12 systems of the total 34 systems comprising the \$254.6B then-year dollar baseline. Small ICBM, C-17A, B-1B, and Peacekeeper account for 53.3% of the baseline. Those under "Other," account for less than 20% individually.

OPR: SAF/ACCC, MAJ G A CLARK, EXT 70734, 4D17B.

TABLE B-1

SAR WEAPON SYSTEM COSTS BY PERCENT OF COMPLETION 1/  
As of 31 Dec 87

PROGRAM	FY 88 AND PRIOR	FY 89	FY 90 TO COMPLETION	PROGRAM TOTAL \$	<sup>2/</sup> COST AS % OF SAR TOTAL \$
<u>SYSTEM CATEGORY</u>					
Aircraft	51.3%	5.0%	43.7%	\$ 181225.6	61.5%
Missiles	44.4%	5.6%	50.0%	63806.0	21.6%
Space Programs	52.1%	8.6%	39.3%	27039.5	9.2%
Other	37.1%	8.8%	52.4%	22808.0	7.7%
<u>Aircraft</u>					
ATF	8.5%	6.3%	85.2%	12670.0	4.3%
B-1B	99.2%	0.8%	0.0%	27042.7	9.3%
C-5B	100.0%	0.0%	0.0%	7021.1	2.4%
C-17A	8.6%	5.9%	85.5%	35695.1	12.1%
F-15	64.3%	4.1%	31.6%	38694.0	13.1%
F-16	54.1%	7.8%	38.1%	47656.0	16.2%
KC-10	34.6%	4.9%	60.5%	12446.7	4.2%
<u>Missiles</u>					
TACIT RAINBOW	4.0%	6.4%	89.6%	3725.1	1.3%
AMRAAM	23.6%	8.1%	68.3%	11199.2	3.8%
ASAT	100.0%	0.0%	0.0%	1675.5	0.6%
GLCM	99.7%	0.0%	0.3%	3442.4	1.2%
RAIL GARRISON	5.0%	9.9%	85.1%	8451.5	2.9%
IRR MAVERICK	31.0%	3.5%	65.5%	7620.8	2.6%
PEACEKEEPER	64.8%	3.9%	31.3%	21946.1	7.4%
SRAM II	12.0%	9.7%	78.3%	2393.4	0.8%
SMALL ICBM	94.0%	6.0%	0.0%	3352.0	1.1%
<u>Space Program</u>					
DMSP	40.9%	12.0%	47.1%	1872.4	0.6%
DSCS III	70.4%	4.6%	25.0%	2006.1	0.7%
DSP	55.0%	6.1%	38.9%	8283.1	2.8%
IUS	93.9%	2.2%	3.9%	1355.6	0.5%
NAVSTAR GPS	48.4%	3.0%	48.6%	4280.2	1.5%
NAVSTAR GPS Equip	31.2%	6.7%	62.1%	4108.6	1.4%
TITAN IV	53.0%	21.0%	26.0%	5133.5	1.7%

TABLE R-1

SAR WEAPON SYSTEM COSTS BY PERCENT OF COMPLETION 1/  
As of 31 Dec 87

PROGRAM	FY 88 AND PRIOR	FY 89	FY 90 TO COMPLETION	PROGRAM TOTAL \$	<sup>2/</sup> COST AS % OF SAR TOTAL \$
<u>Other</u>					
ATARS (TARS)	5.6%	5.5%	88.9%	\$ 837.9	0.3%
ATARS (UARS)	0.0%	0.0%	100.0%	454.6	0.2%
CIS	15.2%	7.0%	77.8%	1252.0	0.4%
OTH-B	43.3%	8.5%	48.2%	2459.2	0.8%
I-S/A AMPE	100.0%	0.0%	0.0%	138.7	0.0%*
JSTARS	30.3%	7.5%	62.2%	4058.8	1.4%
JTIDS	49.8%	14.1%	36.1%	1323.7	0.4%
LANTIRN	64.1%	17.7%	18.2%	4122.7	1.4%
SFW	3.9%	0.9%	95.2%	3212.7	1.1%
MLS	6.8%	5.5%	87.7%	338.3	0.1%
TRI-TAC	65.7%	8.5%	25.8%	1995.1	0.7%
WIS	28.3%	7.4%	64.3%	1980.7	0.7%
CSRL	74.8%	11.5%	13.7%	633.6	0.2%
TOTAL				\$ 294879.1	
* Less than .05%					

## Footnotes:

1/ Selected Acquisition Reports (SARs)

2/ SAR Budget: The cumulative current estimates of SAR designated programs used in this table is \$294.9B as of 31 December 1987. This amount includes the other Services' portion of the WIS, TRI-TAC, JTIDS, TACIT RAINBOW, and I-S/A AMPE programs.



TABLE B-2  
SAR PROGRAM ACQUISITION COST SUMMARY  
(As of Dec 31, 1987)  
(Current Dollars in Millions)

Weapon System	BY AE SA ER	B TA YS PE EL N	Baseline Estimate			Changes to Date			Current Estimate			Percent Cost Growth to Date	
			Base Year	Total Year	Quantity	Base Year	Total Year	Quantity	Base Year	Total Year	Quantity	BY \$ Adj for	TY \$ Adj for
			\$	\$		\$	\$		\$	\$		Quantity	Quantity
AMRAAM	78	DE	4761.8	11591.6	24504	340.5	(392.4)	(73)	5102.3	11199.2	24431	7.6%	-3.1%
ASAT	77	DE	1872.5	3887.4		(840.3)	(2211.9)		1032.2	1675.5		-9.2%	-17.4%
ATARS(TARS)	85	DE	640.8	837.9	306	0.0	0.0	0	640.8	837.9	306	0.0%	0.0%
ATARS(UARS)	85	DE	334.0	454.6	263	0.0	0.0	0	334.0	454.6	263	0.0%	0.0%
ATF	85	PE	11785.5	15294.0	12	(1728.3)	(2624.0)	(3)	10057.2	12670.0	9	-11.9%	-14.5%
B-1B	81	DE	20500.0	29537.6	100	(399.8)	(2494.9)	0	20100.2	27042.7	100	-2.0%	-8.4%
C-5B	80	PdE	5845.7	9667.3	50	(1410.1)	(2646.2)	0	4435.6	7021.1	50	-24.1%	-27.4%
C-17A	81	PE	19558.2	39771.9	211	1075.0	(4076.8)	0	20633.2	35695.1	211	5.5%	-10.3%
CIS, MARK XV82	82	PE	1200.6	1672.1	0	(279.6)	(420.1)	0	921.0	1252.0	0	-23.3%	-25.1%
CSRL	82	PdE	615.3	813.8	104	(115.9)	(180.2)	0	499.4	633.6	104	-18.8%	-22.1%
DMSP	75	PdE	718.7	1879.0	9	27.6	(6.6)	1	746.3	1872.4	10	-4.3%	-9.5%
DSCS III	77	DE	631.1	893.6	14	434.0	1112.5	1	1065.1	2006.1	15	63.3%	111.4%
DSP	78	DE	4424.6	5547.6	19	1289.8	2735.5	7	5714.4	8283.1	26	1.4%	0.1%
F-15	70	DE	5991.0	7355.2	749	7313.9	31338.8	537	13304.9	38694.0	1286	42.2%	75.1%
F-16	75	DE	4376.8	6054.5	658	14770.8	41601.5	2079	19147.6	47656.0	2737	64.2%	80.4%
GLCM	77	DE	1053.6	1527.2	702	803.3	1915.2	(137)	1856.9	3442.4	565	101.0%	162.6%
NAVSTAR GPS79	79	DE	1599.4	2306.7	40	854.6	1973.5	20	2454.0	4280.2	60	24.2%	35.8%
GPS USER EQUIP	79	DE	2554.9	4875.8	27339	(323.5)	(767.2)	(297)	2231.4	4108.6	27042	-12.5%	-15.5%
I-S/A AMPE	85	DE	691.2	829.5	94	(560.0)	(690.8)	(94)	131.2	138.7	0	-72.3%	-74.9%
IIR MAV	75	DE	995.1	1592.9	31113	1723.9	6027.9	29584	2719.0	7620.8	60697	80.4%	141.5%
IUS	75	DE	963.0	2012.3	18	(228.7)	(656.7)	(10)	734.3	1355.6	8	1.8%	1.4%
JSTARS	83	PE	1185.3	1388.2	8	1883.7	2670.6	95	3069.0	4058.8	103	37.2%	41.6%
JTIDS	81	DE	309.0	382.5	55	652.5	941.2	74	961.5	1323.7	129	21.7%	22.1%
KC-135R	81	PdE	5229.1	7829.2	334	2338.6	4617.5	304	7567.7	12446.7	638	-11.2%	-11.1%
LANTIRN	80	DE	2102.1	3823.2	1328	368.3	299.5	84	2470.4	4122.7	1412	15.6%	5.9%
MLS	82	PE	105.5	144.0	130	126.5	194.3	210	232.0	338.3	340	7.8%	12.4%
OTH-B	82	DE	1145.3	1419.4	8	736.6	1039.8	4	1881.9	2459.2	12	15.3%	16.7%
PEACEKPR	82	DE	16634.9	21680.2	243	(41.4)	265.9	12	16593.5	21946.1	255	-1.6%	-0.5%
RAIL G'SN	82	PE	6328.5	9106.8	50	(542.8)	(655.3)	0	5785.7	8451.5	50	-8.6%	-7.2%
SFW	79	DE	1219.8	2405.8	14084	348.3	806.9	5808	1568.1	3212.7	19892	0.4%	1.7%
SICBM	84	DE	33711.0	44727.9	645	(30670.7)	(41375.9)	(642)	3040.3	3352.0	3	-86.6%	-88.7%
SRAM II	83	PE	2231.1	3064.5	1633	(510.6)	(671.1)	0	1720.5	2393.4	1633	-22.9%	-21.9%
TACIT RAINBOW	85	DE	2786.5	3654.0		25.6	71.1		2812.1	3725.1		0.9%	1.9%
TITAN IV	85	DE	2150.5	2529.2	10	2252.4	2604.3	13	4402.9	5133.5	23	21.7%	18.8%
TRI-TAC	76	PdE	1127.0	2225.2	363	(92.1)	(230.1)	192	1034.9	1995.1	555	-17.4%	-21.4%
WIS	82	PE	1427.0	1857.0	35	51.0	123.7	0	1478.0	1980.7	35	3.6%	6.7%


B-6

TABLE B-3

DISTRIBUTION OF COST CHANGES BETWEEN DEVELOPMENT ESTIMATE AND CURRENT ESTIMATE  
 (As of 30 Sep 87)  
 (Dollars in Millions)

Weapon System	Base Year	QUANTITY		SCHEDULE		ENGINEERING		ESTIMATING		OTHER		SUPPORT		TOTAL	
		This QTR	To Date	This QTR	To Date	This QTR	To Date	This QTR	To Date	This QTR	To Date	This QTR	To Date	This QTR	To Date
AMRAAM	78	-	-18.7	-	-158.2	-	66.6	344.6	712.0	-	-	-110.5	-261.2	234.1	340.5
ASAT	77	-539.7	-832.6	-	209.9	-	152.8	-	259.5	-483.8	-483.8	-121.8	-146.1	-1145.3	-840.3
ATARS (TARS)	85	-	-	-	-	-	-	-	-	-	-	-	-	-	-
ATARS (UARS)	85	-	-	-	-	-	-	-	-	-	-	-	-	-	-
ATF	85	-	-369.0	-	-	-	-	-14.8	-1577.9	-	-	-	218.6	-14.8	-1728.3
B-1B	81	-	-	-	-	-	-	66.8	-29.6	-	-	-145.5	-370.2	-78.7	-399.8
C-5B	80	-	-	-	-	-	-	-184.5	-1001.3	-	-	-32.9	-408.8	-217.4	-1410.1
C-17A	81	-	-	14.3	186.6	13.6	137.5	160.3	-195.2	-	-	-92.9	959.7	95.3	1088.6
CIS, MARK XV	82	-	-	-	-	-	-	-2.9	-285.5	-	-	-	5.7	-2.9	-279.6
CSRL	82	-	-	-	-	-	-	-30.5	-71.7	-	-	21.7	-13.7	-8.8	-115.9
DMSP	75	-	61.2	-	-	-26.8	-23.6	-1.0	-39.3	-	-	-1.0	29.3	-28.8	27.6
DSCS III	77	21.3	21.3	-	50.3	139.5	259.0	4.3	65.0	-	38.4	-	-	165.1	434.0
DSP	78	177.7	1211.5	-	-	-	-	94.8	-191.4	-	-	18.3	269.7	290.8	1289.8
F-15	70	-	3365.7	-	513.9	9.8	1223.0	206.0	138.9	-	619.1	61.2	1453.3	277.0	7313.9
F-16	75	-	7285.7	-	297.3	-24.6	4894.4	58.9	-1361.6	-	40.1	-9.5	3614.9	24.8	14770.8
GLCM	77	-21.6	-129.6	-0.2	16.0	-0.1	35.7	-31.2	534.8	1.7	75.6	-18.9	270.8	-70.3	803.3
NAVISTAR GPS	79	376.0	376.0	-	4.5	298.5	388.4	148.1	-70.9	-	-	36.4	156.6	859.0	854.6
GPS USER EQUIP 'T	79	-6.0	-6.0	-	-	-	-	-75.9	-183.0	-	-	25.3	-134.5	-56.6	-323.5
I-S/A AMPE	85	-235.2	-217.5	-	16.6	-	-	-125.7	-302.6	-	-	-57.8	-56.5	-418.7	-560.0
IIR MAVER'K	75	-	512.0	-33.4	416.6	-	10.6	179.1	717.0	-	-	-3.8	67.7	141.9	1723.9
IUS	75	-84.8	-241.4	-	-	-	20.1	10.6	-7.9	-	-	-	0.5	-74.2	-228.7
JSTARS	83	-	1052.3	0.7	0.7	23.6	23.6	78.4	323.9	-	-	31.0	483.2	133.7	1883.7
JTIDS	81	31.3	481.3	-	-1.5	39.6	243.8	-100.2	-109.7	-	-	-	38.6	-29.3	652.5
KC-135R	81	-31.4	3295.8	-	-	-	-	-225.4	-1204.9	-	-	56.3	247.7	-200.5	2338.6
LANTIRN	80	-	35.4	-	19.8	17.1	-28.9	-50.5	259.7	-	-	46.2	82.3	12.8	368.3
MLS	82	-	109.7	-	-	-	-	-5.9	-31.8	-	-	-1.0	48.5	-6.9	126.5
OTH-B RADAR	82	-	487.5	-	6.1	-12.3	174.0	-32.5	10.4	-	-	1.6	58.6	-43.2	736.6
PEACE-KEEPER	82	-	236.4	-	17.6	-	-72.5	-267.2	840.3	-	-	70.7	-1063.2	-196.5	-41.4
RAIL CAR 'SN	82	-	-	-	-	-	-	-499.7	-499.7	-	-	-43.1	-43.1	-542.8	-542.8
SFW	79	-	342.0	-	-	-	-	-1.2	2.6	-	-	-	3.7	-1.2	348.3
SICBM	84	-9044.4	-9044.4	-	-	-	-	23.0	23.0	-8486.5	-8486.5	-13162.8	-13162.8	-30670.7	-30670.7
SRAM II	83	-	-	-	-	-	-	-118.5	-476.2	-	-	30.0	-34.4	-88.5	-510.6
TACIT RAINBOW	85	-	-	-	-	53.5	53.5	-	-	-	-	-27.9	-27.9	25.6	25.6
TITAN IV	85	-	1466.4	-	-	194.1	-116.7	303.7	1055.9	-	-	184.5	-153.7	682.3	2252.4
TRI-TAC	76	7.5	125.6	-	-	-	9.2	-107.4	-170.6	-	-	-33.3	-53.0	-136.5	-92.1
WIS	82	-	-	-	-	-	-	-6.6	-142.9	-	-	-	-	-6.6	-142.9

OPR: SAF/ACCC, Maj G A Clark, Ext 70734, 4D178.



# PERSONNEL

TABLE C-1

DOD PAID PERSONNEL POPULATION (ACTIVE AND RESERVE)  
(Thousands)

Personnel Category	Fiscal Year					
	1982	1983	1984	1985	1986	1987
<b>ACTIVE DUTY MILITARY:</b>						
Army	780	780	780	781	781	781
Navy	553	558	565	571	581	587
Marine Corps	192	194	196	198	199	200
Air Force	583	592	597	602	608	607
<b>Total Military</b>	<b>2108</b>	<b>2124</b>	<b>2138</b>	<b>2152</b>	<b>2169</b>	<b>2175</b>
<b>CIVILIANS: 1/</b>						
Army	322	334	403	422	415	420
Navy/Marine Corps	309	328	342	354	343	354
Air Force	234	239	253	265	264	265
Defense Agencies	81	82	87	89	91	95
<b>Total Civilians</b>	<b>946</b>	<b>983</b>	<b>1085</b>	<b>1130</b>	<b>1113</b>	<b>1134</b>
<b>SELECTED RESERVE: 2/</b>						
Army National Guard	407	417	434	440	446	452
Army Reserve	257	266	275	292	310	314
Naval Reserve	94	109	120	130	142	148
Marine Corps Reserve	40	42	41	42	42	42
Air National Guard	101	102	105	109	113	115
Air Force Reserve	64	67	70	75	79	80
<b>Total DoD Reserve</b>	<b>963</b>	<b>1004</b>	<b>1046</b>	<b>1088</b>	<b>1130</b>	<b>1151</b>
Coast Guard Reserve 3/	(12)	(12)	(12)	(12)	(13)	(13)
<b>GRAND TOTAL 4/</b>	<b>4017</b>	<b>4111</b>	<b>4269</b>	<b>4370</b>	<b>4412</b>	<b>4460</b>

TABLE C-1 (CONT'D)

DOD PAID PERSONNEL POPULATION (ACTIVE AND RESERVE)  
(Thousands)

---

Footnotes:

1/ Data for FY 81-83 include direct hires only; FY 1984 forward include indirect hires as well.

2/ The Selected Reserve consists of those units and individuals within the Ready Reserve designated by their respective Services and approved by the JCS as so essential to initial wartime missions that they have priority over all other Reserves. All Selected Reservists are in an active status.

The Selected Reserve includes Drilling Reservists in Units, Full-Time Unit Support Personnel (including Navy TARs), training pipeline personnel, Cat D IMAs and Full-Time Individual Support Reservists (AGRs).

3/ Attached to the US Department of Transportation.

4/ Numbers may not add due to rounding; excludes Coast Guard Reserves.

---

Data Sources:

(a) Active Military and Civilian: Washington Headquarters Services/Directorate for Information Operations & Reports (WHS/DIOR), Mr D J Vitiello, MMID, 746-0662.

(b) Selected Reserves: Defense Manpower Data Center, Col D Smith/Lt Col K M Robinson, 696-5848; 1600 North Wilson Boulevard, Suite 400, Arlington, Va. 22209-2593.

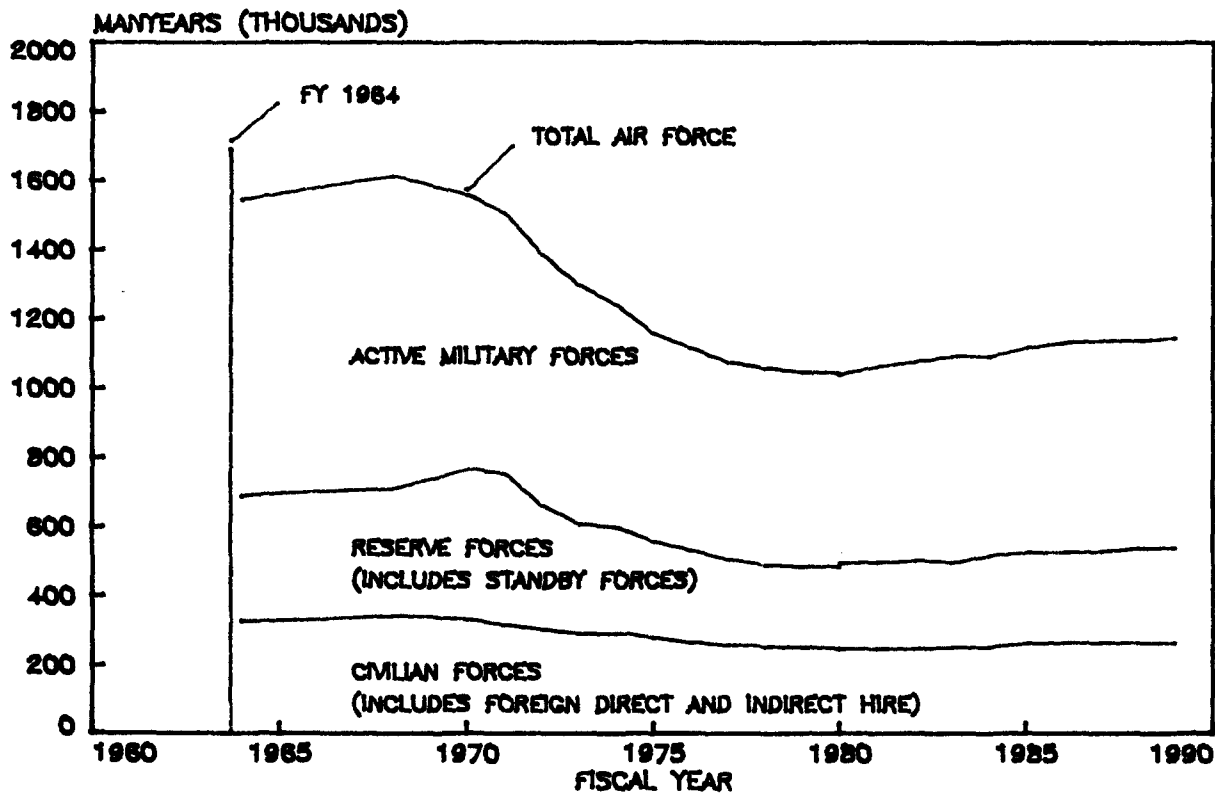
FIGURE C-1

USAF ASSIGNED/AUTHORIZED POPULATION TRENDS

CIVILIAN

RESERVE  
FORCES

ACTIVE  
FORCES



NOTE: AUTHORIZED POPULATION - FY 1988-1989.

DATA SOURCE: "UNITED STATES AIR FORCE BUDGET BOOK,"  
FY 88/89 (AMENDED), TABLE D-1.

TABLE C-2

USAF AND AIR RESERVE FORCES PERSONNEL DISTRIBUTION 1/  
(Thousands)

As of Sep 1987 (Est) (Est)

	FY 64	FY 80	FY 86	FY 87	FY 88	FY 89
--	-------	-------	-------	-------	-------	-------

ACTIVE FORCES

<u>Military</u>						
Officers	133	98	109	107	106	106
Enlisted	720	456	495	495	466	466
Cadets	4	4	4	4	4	4
<b>Total</b>	<b>856</b>	<b>558</b>	<b>608</b>	<b>607</b>	<b>576</b>	<b>576</b>
<u>Civilian</u>						
Direct Hire	290	231	250	252	252	250
Includes:						
AFRES Technicians	(4)	(6)	(8)	(9)	(10)	(10)
ANG Technicians	(14)	(22)	(23)	(24)	(24)	(24)
Indirect Hire	33	13	14	13	12	13
<b>Total</b>	<b>323</b>	<b>244</b>	<b>264</b>	<b>265</b>	<b>264</b>	<b>263</b>
<b>TOTAL 2/</b>	<b>1179</b>	<b>802</b>	<b>872</b>	<b>872</b>	<b>840</b>	<b>839</b>

AIR RESERVE FORCES

<u>Ready Reserve</u>						
ANG Selected Reserve	73	96	111	115	116	115
AF Reserve, (Sel Res)	61	59	79	80	82	84
AF Reserve, (IRR)	97	44	45	44	55	37
<b>Total Ready Res 3/</b>	<b>231</b>	<b>199</b>	<b>235</b>	<b>239</b>	<b>253</b>	<b>236</b>
<b>Total Standby</b>	<b>130</b>	<b>41</b>	<b>26</b>	<b>25</b>	<b>26</b>	<b>26</b>
<b>TOTAL AIR RESERVE 4/</b>	<b>361</b>	<b>240</b>	<b>261</b>	<b>264</b>	<b>279</b>	<b>262</b>

MISCELLANEOUS

Career Reenlistments	84	38	39	42	40	37
Rate	89%	82%	88%	89%	89%	89%
First-Term Reenlistment	19	15	24	26	23	25
Rate	26%	36%	58%	65%	65%	65%

1/ Totals may not add due to rounding.

2/ Excludes nonchargeable personnel.

3/ Does not include Training/Pay Categories J and K.

4/ Excludes retired Air Force Reserve.

OPR: Mil: AF/DPPP, Ms J Breeden, Ext 56711, 4E151.

Civ: AF/DPCX, Capt B W Muetzel, Ext 52478, 4E240.

AFRES: AF/REPP, Ms N Massie, Ext 55841, BF655.

AFR Tech: AF/REXR, Maj R A Pace, Ext 78004, 5C917.

ANG: NGB/MPM, Mrs M A Guy, Ext 56216, 2E375.



TABLE C-3

AIR FORCE PERSONNEL POPULATION BY MAJOR FORCE PROGRAM, 1/

(Thousands)

As of Sep 1987

MAJOR FORCE PROGRAM	Fiscal Year						
	1980	1982	1983	1984	1985	1986	1987
<b>I. Strategic Forces</b>							
Officer	18.1	18.2	17.5	17.9	17.7	17.9	17.7
Enlisted	99.0	99.5	100.2	99.4	95.9	95.9	95.8
Civilian	16.2	15.7	15.4	15.1	15.5	15.8	15.7
Total	133.3	133.4	133.1	132.4	129.1	129.6	129.2
<b>II. General Purpose Forces</b>							
Officer	19.5	20.7	21.7	22.2	22.1	23.0	23.1
Enlisted	136.7	151.8	158.9	162.3	163.8	167.7	169.6
Civilian	27.6	27.7	27.2	27.1	29.6	30.4	30.8
Total	183.8	200.2	207.8	211.6	215.5	221.1	223.5
<b>III. Intelligence and Communications</b>							
Officer	8.2	8.2	8.6	8.4	8.6	10.0	10.2
Enlisted	48.4	48.0	48.4	47.7	46.6	48.4	47.5
Civilian	7.8	8.4	8.9	9.1	8.8	9.6	9.7
Total	64.4	64.6	65.9	65.2	64.0	68.0	67.4
<b>IV. Airlift &amp; Sealift</b>							
Officer	7.8	7.9	8.0	9.2	9.4	9.4	9.4
Enlisted	48.0	50.5	50.9	56.8	55.4	55.0	55.0
Civilian	15.0	14.8	14.7	14.5	14.6	14.5	13.9
Total	70.8	73.2	73.6	80.5	79.4	78.9	78.3
<b>V. Guard &amp; Reserve Force</b>							
Officer	0.5	0.4	0.4	0.4	0.4	0.4	0.4
Enlisted	1.0	1.0	1.1	1.0	1.1	1.0	1.0
Civilian	34.2	35.5	36.3	36.3	37.5	38.0	39.1
Total	35.7	36.9	37.8	37.7	39.0	39.4	40.5
<b>VI. Research &amp; Development</b>							
Officer	6.6	6.9	7.2	7.5	7.8	7.9	8.1
Enlisted	9.4	9.8	10.0	10.1	10.1	9.7	9.6
Civilian	18.5	18.9	19.0	19.1	19.1	18.7	19.6
Total	34.5	35.6	36.2	36.7	37.0	36.3	37.3
<b>VII. Central Supply &amp; Maintenance</b>							
Officer	3.1	3.4	3.5	4.3	4.4	4.3	4.4
Enlisted	6.8	7.2	7.7	8.3	8.4	8.7	8.8
Civilian	92.4	95.7	97.2	98.9	103.8	102.2	99.3
Total	102.3	106.3	108.4	111.5	116.6	115.2	112.5
<b>VIII. Training, Medical, etc.</b>							
Officer	27.3	29.4	30.5	29.0	30.5	29.2	27.2
Enlisted	98.4	100.9	98.2	92.8	99.9	101.0	100.7
Cadets	4.4	4.5	4.5	4.5	4.5	4.5	4.5
Civilian	24.0	24.2	24.4	24.4	25.3	25.2	26.1
Total	154.1	159.0	157.6	150.7	160.2	159.9	158.5

TABLE C-3 (Cont'd)

AIR FORCE PERSONNEL POPULATION BY MAJOR FORCE PROGRAM 1/  
(Thousands)  
As of Sep 1987

MAJOR FORCE PROGRAM	Fiscal Year						
	1980	1982	1983	1984	1985	1986	1987
<u>IX. Administration &amp; Other Activities</u>							
Officer	5.2	5.4	5.7	5.8	5.9	5.6	5.6
Enlisted	5.5	5.0	5.1	5.2	5.0	4.8	4.8
Civilian	7.4	7.8	8.0	8.0	8.2	7.7	8.7
Total	18.1	18.2	18.8	19.0	19.1	18.1	19.1
<u>X. Support of Other Nations</u>							
Officer	1.4	1.3	1.4	1.4	1.4	1.3	1.3
Enlisted	2.6	2.5	2.6	2.7	2.4	2.4	2.4
Civilian	1.2	1.0	1.2	1.3	1.4	1.1	1.4
Total	5.2	4.8	5.2	5.4	5.2	4.8	5.1
<u>TOTAL</u>							
OFFICER	97.6	101.9	104.6	106.2	108.4	109.0	107.3
ENLISTED	455.9	476.5	483.0	486.4	488.6	494.7	495.2
CADETS	4.4	4.5	4.5	4.5	4.5	4.5	4.5
CIVILIAN	244.3	249.7	252.3	*253.8	263.9	263.2	264.3
GRAND TOTAL	802.2	832.6	844.4	850.9	865.4	871.4	871.3

## Footnotes:

\*/ Includes all Air Force employees - chargeable and nonchargeable.

1/ Totals may not add due to rounding.

## OPR:

Military: Officers - AF/DPPP, Mr B Starry, Ext 78915, 4E123.

Enlisted - AF/DPPP, Ms J E Breeden, Ext 56711, 4E123.

Civilian: AF/DPCX, Ms R Looney, Ext 42478, 4E240.

TABLE C-4

AIR FORCE PERSONNEL POPULATION BY MAJOR COMMAND, SEPARATE OPERATING AGENCY AND  
DIRECT REPORTING UNIT (MAJCOM, SOA, DRU) 1/

As of Sep 1987

	Fiscal Year						
	1980	1982	1983	1984	1985	1986	1987
<u>MAJCOM</u>							
<u>Air Training Command</u>							
Officers	15276	16437	12446	12576	12502	11822	11140
Enlisted	69349	67664	59553	58167	62628	61832	58337
Civilian	15699	15048	14015	14043	14910	14016	14035
Total	100324	99149	86014	84786	90040	87670	83512
<u>Air University</u>							
Officers	MAJCOM AO Jul		4489	4530	4384	4252	4137
Enlisted	83--formerly		2968	3018	2599	2274	2073
Civilian	subordinate		1694	1727	1733	1549	1601
Total	org to ATC		9151	9275	8716	8075	7811
<u>Aerospace Defense Command(ADC)</u>							
Officers	596	Deactivated Dec 79--					
Enlisted	726	see under Space Command					
Civilian	310						
Total	1632						
<u>Alaskan Air Command</u>							
Officers	844	868	833	802	807	844	828
Enlisted	6436	7102	6813	6778	6716	6805	6813
Civilian	1116	1142	1168	1178	1350	1276	1373
Total	8396	9112	8814	8758	8873	8925	9014
<u>AF Communications Command</u>							
Officers	3043	3252	3306	3899	4352	4499	4379
Enlisted	38182	39759	41246	43919	45060	45187	45278
Civilian	6005	7097	7223	7533	8270	8722	8683
Total	47230	50108	51775	55351	57682	58408	58340
<u>Electronic Security Command</u>							
Officers	863	959	1038	1063	1089	1153	1205
Enlisted	9217	10050	10779	11664	11694	11474	11559
Civilian	877	926	981	1009	1066	1136	1199
Total	10957	11935	12798	13736	13849	13763	13963
<u>AF Logistics Command</u>							
Officers	2633	2809	2927	2796	3182	3224	3136
Enlisted	7137	7367	8003	8458	8486	8655	8765
Civilian	79771	82620	83913	85244	90206	90772	86028
Total	89541	92796	94843	96498	101874	102651	97929
<u>Military Airlift Command</u>							
Officers	11937	11951	12558	12630	12915	12985	12749
Enlisted	59059	61421	65157	65642	64275	64865	65572
Civilian	14020	15977	16235	16047	15968	15528	15499
Total	85016	89349	93950	94319	93158	93378	93820

TABLE C-4 (Cont'd)

AIR FORCE PERSONNEL POPULATION BY MAJOR COMMAND, SEPARATE OPERATING AGENCY AND  
 DIRECT REPORTING UNIT (MAJCOM, SOA, DRU) 1/  
 As of Sep 1987

	Fiscal Year						
	1980	1982	1983	1984	1985	1986	1987
<u>MAJCOM (Cont'd)</u>							
<u>Pacific Air Forces</u>							
Officers	3165	3246	3304	3358	3378	3456	3491
Enlisted	21709	23362	23622	24083	25263	25533	25670
Civilian	2307	9308	9361	9171	9728	9641	10106
Total	27181	35916	36287	36612	38369	38630	39267
<u>Space Command</u>							
Officers		685	1567	1662	1699	1778	1858
Enlisted	See	800	3472	3458	3295	3902	4121
Civilian	ADC	353	1229	1259	1223	1267	1411
Total		1838	6268	6379	6217	6946	7390
<u>Strategic Air Command</u>							
Officers	18459	18559	17677	17125	17358	17646	17458
Enlisted	85532	89325	89466	88864	86810	88984	91270
Civilian	13698	13252	12525	12085	12270	12040	12368
Total	117689	121136	119668	118074	116438	118670	121096
<u>AF Systems Command</u>							
Officers	9949	10561	11255	12177	12802	12685	10970
Enlisted	15933	15613	16024	16483	16468	16068	13924
Civilian	25945	26409	27227	27600	28643	27918	28465
Total	51827	52583	54506	56260	57913	56671	53359
<u>Tactical Air Command</u>							
Officers	13904	14391	14225	14286	14336	14596	14330
Enlisted	84019	90680	90299	88240	85558	87403	87404
Civilian	11572	11889	11775	11490	11840	11371	12251
Total	109495	116960	116299	114016	111734	113370	113985
<u>US Air Forces, Europe</u>							
Officers	6854	6868	7063	7067	7184	7244	7298
Enlisted	50011	50616	52601	54436	56380	56889	57302
Civilian	10149	9760	9814	9977	10715	11216	10732
Total	67014	67244	69478	71480	74279	75349	75332
<u>AF Elements, Other;</u>							
<u>AF Elements, Europe</u>							
Officers	4299	4931	5178	5635	5539	5646	5679
Enlisted	4022	4487	4721	4937	4921	4996	5036
Civilian	369	554	573	510	659	721	820
Total	8690	9972	10472	11082	11119	11363	11535
<u>MAJCOM TOTAL</u>							
Military	543154	563763	572590	577753	571220	586697	581782
Civilian	181838	194335	197733	198873	207922	207173	204571

TABLE C-4 (Cont'd)

AIR FORCE PERSONNEL POPULATION BY MAJOR COMMAND, SEPARATE OPERATING AGENCY AND  
DIRECT REPORTING UNIT (MAJCOM, SOA, DRU) 1/  
As of Sep 1987

	Fiscal Year						
	1980	1982	1983	1984	1985	1986	1987
<b>SEPARATE OPERATING AGENCIES</b>							
<b>AF Accounting &amp; Finance Ctr</b>							
Officers	48	61	64	72	61	62	61
Enlisted	191	193	179	157	147	157	169
Civilian	1821	2057	2092	2171	2203	2212	2265
Total	2060	2311	2335	2400	2411	2431	2495
<b>AF Acquisition Logistics Ctr</b>							
Officers	Activated FY 1985				26	Deactivated Nov 1985	
Enlisted					7		
Civilian					50		
Total					83		
<b>AF Audit Agency</b>							
Officers	204	190	212	219	221	208	215
Enlisted	49	25	22	10	17	18	18
Civilian	662	747	743	750	761	719	733
Total	915	962	977	988	999	945	966
<b>AF Commissary Service</b>							
Officers	40	40	36	49	52	42	50
Enlisted	638	620	655	810	1082	1070	1078
Civilian	7840	8072	8358	8349	8278	8153	8713
Total	8518	8732	9049	9208	9412	9265	9841
<b>AF Engineering &amp; Services Center</b>							
Officers	-	168	168	166	167	159	156
Enlisted	168	220	229	226	228	233	233
Civilian	341	450	450	466	515	545	556
Total	509	838	847	858	910	937	945
<b>AF Inspection &amp; Safety Center</b>							
Officers	287	293	291	298	287	271	272
Enlisted	81	79	77	76	72	67	70
Civilian	134	127	138	135	144	115	113
Total	502	499	506	509	503	453	455
<b>AF Intelligence Service</b>							
Officers	200	238	267	277	299	327	335
Enlisted	247	296	300	306	292	305	319
Civilian	136	174	195	178	189	200	218
Total	583	708	762	761	780	832	872
<b>AF Legal Services Center</b>							
Officers	244	247	259	274	287	299	303
Enlisted	131	126	138	144	145	143	153
Civilian	138	152	146	148	146	149	150
Total	513	525	543	566	578	591	606
<b>AF Mgmt Engineering Agency</b>							
Officers	Activated Feb 1985; formerly under AFMPC.				82	84	89
Enlisted					104	112	124
Civilian					93	90	88
Total					279	286	301

TABLE C-4 (Cont'd)

AIR FORCE PERSONNEL POPULATION BY MAJOR COMMAND, SEPARATE OPERATING AGENCY AND  
DIRECT REPORTING UNIT (MAJCOM, SOA, DRU) 1/  
As of Sep 1987

	Fiscal Year						
	1980	1982	1983	1984	1985	1986	1987
<u>SEPARATE OPERATING AGENCIES (Cont'd)</u>							
<u>AF Manpower &amp; Personnel Center</u>							
Officers	665	642	633	626	544	539	538
Enlisted	1172	1159	1151	1113	997	987	975
Civilian	822	903	854	889	1065	600	596
Total	2659	2704	2638	2628	2606	2126	2109
<u>AF Office of Medical Support</u>							
Officers	72	79	82	88	79	81	94
Enlisted	14	15	15	16	12	13	14
Civilian	67	63	62	59	60	177	194
Total	153	157	159	163	151	271	302
<u>AF Office of Security Police</u>							
Officers	35	36	38	43	40	35	34
Enlisted	14	20	26	31	32	30	37
Civilian	23	57	59	61	59	62	63
Total	72	113	123	135	131	127	134
<u>AF Office of Special Investigation</u>							
Officers	485	542	568	546	577	590	594
Enlisted	1140	1315	1287	1277	1245	1337	1350
Civilian	306	392	396	424	467	499	515
Total	1931	2249	2251	2247	2289	2415	2459
<u>AF Operational Test &amp; Evaluation Center</u>							
Officers	288	328	386	412	410	433	439
Enlisted	79	87	99	101	88	92	94
Civilian	92	121	131	133	154	143	165
Total	459	536	616	646	652	668	698
<u>AF Reserve 2/</u>							
Officers	217	220	100	162	101	99	103
Enlisted	414	420	523	587	229	207	199
Civilian	10634	11621	11592	11650	12173	12541	12989
Total	11265	12261	12215	12399	12503	12847	13291
<u>Air Reserve Personnel Center 3/</u>							
Officers	Formerly		37	48	33	32	27
Enlisted	under		137	111	91	90	96
Civilian	AF Reserve		648	610	627	590	600
Total			822	769	751	712	723
<u>AF Service Information &amp; News Center</u>							
Officers	32	53	73	57	62	63	60
Enlisted	53	594	631	603	640	677	654
Civilian	50	171	168	176	180	171	173
Total	135	818	872	836	882	911	887

TABLE C-4 (Cont'd)

AIR FORCE PERSONNEL POPULATION BY MAJOR COMMAND, SEPARATE OPERATING AGENCY AND  
DIRECT REPORTING UNIT (MAJCOM, SOA, DRU) 1/  
As of Sep 1987

	Fiscal Year						
	1980	1982	1983	1984	1985	1986	1987
<u>San Antonio Jt Med Cmd (JMCC)</u>							1513
Officers							2313
Enlisted	Activated January 1987						771
Civilian							4597
Total							
<b>TOTAL:</b>							
<u>SEPARATE OPERATING AGENCIES</u>							
Military	7208	8306	8683	8905	8756	8862	12779
Civilian	23066	25107	26032	26199	27164	26966	28902
<u>DIRECT REPORTING UNITS</u>							
<u>AF Academy 4/</u>							
Officers	1058	1106	1158	1144	1169	1175	1171
Enlisted	1400	1455	1515	1447	1470	1510	1451
Civilian	1729	1697	1675	1676	1622	1630	1655
Total	4187	4258	4348	4267	4261	4315	4277
<u>AF Ctr for International Progs</u>					43	45	41
Officers	Activated in FY 1985				-	-	-
Enlisted					24	22	24
Civilian					67	67	65
Total							
<u>AF Ctr for Studies &amp; Analysis</u>					99	94	90
Officers	Activated in FY 1985				10	12	12
Enlisted					44	41	42
Civilian					153	147	144
Total							
<u>AF Civilian Personnel Mgmt Ctr</u>						3	3
Officers	Activated in FY 1986:					1	1
Enlisted	formerly under AFMPC.					692	1279
Civilians						696	1283
Total							
<u>AF Combat Operations Staff</u>							
Officers	74	108	112	123	128	142	137
Enlisted	92	88	92	103	96	97	105
Civilian	10	22	20	21	20	17	34
Total	176	218	224	247	244	256	276
<u>AF Cost Center</u>							15
Officers	Activated Nov 1986						1
Enlisted							18
Civilian							34
Total							
<u>AF District of Washington</u>							
Officers	211	216	216	207	115	200	191
Enlisted	280	268	273	273	254	1237	1240
Civilian	518	538	521	520	470	991	997
Total	1009	1022	1010	1000	839	2428	2428

TABLE C-4 (Cont'd)

AIR FORCE PERSONNEL POPULATION BY MAJOR COMMAND, SEPARATE OPERATING AGENCY AND  
DIRECT REPORTING UNIT (MAJCOM, SOA, DRU) 1/  
As of Sep 1987

	Fiscal Year						
	1980	1982	1983	1984	1985	1986	1987
<b>DIRECT REPORTING UNITS (Cont'd)</b>							
<b>AF Historical Research Center</b>							
Officers	5	9	8	10	9	10	8
Enlisted	12	10	12	12	13	12	15
Civilian	58	70	68	70	75	79	78
Total	75	89	88	92	97	101	101
<b>AF Space Element; US SPACOM/NORAD</b>							
Officers	Activated in FY 1986					223	316
Enlisted						173	189
Civilian						86	97
Total						482	602
<b>AF Review Boards Office</b>							
Officers	Formerly accumulated under HAF.				11	12	12
Enlisted					4	4	4
Civilian					59	65	55
Total					74	81	71
<b>AF Technical Application Center</b>							
Officers	Not	235	235	245	249	241	253
Enlisted	Readily	1051	1034	1024	982	1017	1021
Civilian	Avail- able	88	80	83	84	229	92
Total		1374	1349	1352	1315	1487	1366
<b>ANG Support Center</b>							
Officers	27	46	3	97	7	9	10
Enlisted	12	5	95	111	4	7	6
Civilian	87	102	121	176	209	229	252
Total	126	153	219	384	220	245	268
<b>ANG Civilians</b>							
Officers	-	-	-	-	-	-	-
Enlisted	-	-	-	-	-	-	-
Civilian	21815	23732	23652	23869	24312	24115	25259
Total	21815	23732	23652	23869	24312	24115	25259
<b>HAF</b>							
Officers	1733	1814	1744	1820	1715	1740	1550
Enlisted	175	180	187	190	189	191	179
Civilian	1315	1400	1284	1194	1204	1153	975
Total	3223	3394	3215	3204	3108	3084	2704
<b>DRU TOTAL</b>							
Military	5079	6591	6684	6806	17027	8155	8021
Civilian	25532	27649	27421	27609	28825	18797	30857



TABLE C-4 (Cont'd)

AIR FORCE PERSONNEL POPULATION BY MAJOR COMMAND, SEPARATE OPERATING AGENCY AND  
DIRECT REPORTING UNIT (MAJCOM, SOA, DRU) 1/  
As of Sep 1987

Footnotes:

- 1/ Includes "nonchargeables," who are active duty personnel (primarily Reservists) paid from other than Appropriation 3500 funds, and are included in FY 80-84 figures. Note also, prior to this edition, this table did not account for all agencies in the Air Force. Starting with FY 1985 however, data for all Air Force MAJCOMs, SOAs, and DRUs will be shown.
- 2/ Effective 1 May 1983, the status of the Air Force Reserve was changed from a direct reporting unit to a separate operating agency of the United States Air Force. The Chief of the Air Reserve was designated as having a dual position, one on the Air Staff and the other in the Air Force Reserve, as Commander.
- 3/ Effective 1 May 1983, the status of the Air Reserve Personnel Center was changed from that of an organizational element of the Air Force Reserve to a separate operating agency of the United States Air Force.
- 4/ Excludes Cadets (4.5 thousand in FY 85, FY 86, and FY 87).

OPR: Officers-AF/DPPP, Mr B Starry, Ext 78915, 4E153.  
Enlisted-AF/DPPP, Ms J E Breeden, Ext 56711, 4E153.  
Civilian-AF/DPCX, Ms R Looney, Ext 42478, 4E240.

TABLE C-5

PERSONNEL BY STATE AND COUNTRY OF ASSIGNMENT 1/  
As of Sep 1987

	Fiscal Year						
	1980	1982	1983	1984	1985	1986	1987
<u>I. UNITED STATES</u>							
<u>Alabama</u>							
Military	4510	4714	4825	4562	4606	4665	4653
Civilian	NA	2353	2379	2492	2589	2434	2563
<u>Arizona</u>							
Military	14830	15683	16225	14426	13336	14549	14257
Civilian	NA	3244	3233	3233	3309	3318	3581
<u>Arkansas</u>							
Military	8615	8983	9157	9380	9303	9217	8503
Civilian	NA	986	982	979	972	985	984
<u>California</u>							
Military	50001	52896	53788	53456	53496	53590	53298
Civilian	NA	27835	28110	28331	29465	29498	28794
<u>Colorado</u>							
Military	13746	14413	13567	13259	13395	15726	15057
Civilian	NA	7389	7467	7512	7715	7946	8131
<u>Connecticut</u>							
Military	81	78	83	57	60	68	61
Civilian	NA	190	185	188	182	159	155
<u>Delaware</u>							
Military	4801	4964	4795	4780	4664	4693	4723
Civilian	NA	1338	1381	1334	1356	1369	1403
<u>District of Columbia</u>							
Military	2790	2938	3161	3166	3224	3427	3490
Civilian	NA	957	1019	1060	1102	1092	1206
<u>Florida</u>							
Military	29108	31223	31140	31090	30896	31158	31748
Civilian	NA	8535	8718	8662	9111	8788	9336
<u>Georgia</u>							
Military	6858	7828	8008	7794	7773	7862	6130
Civilian	NA	16291	16486	16584	17342	17356	16770
<u>Idaho</u>							
Military	4087	4120	4052	3928	3988	3846	3922
Civilian	NA	478	489	498	531	470	550

TABLE C-5 (Cont'd)

PERSONNEL BY STATE AND COUNTRY OF ASSIGNMENT 1/  
As of Sep 1987

	Fiscal Year						
	1980	1982	1983	1984	1985	1986	1987
<u>I. UNITED STATES (Cont'd)</u>							
<u>Illinois</u>							
Military	13143	12743	12243	12273	12794	12919	12425
Civilian	NA	4516	4646	4514	4585	4601	4682
<u>Indiana</u>							
Military	2398	2498	2669	2648	2799	2851	2875
Civilian	NA	751	770	743	748	753	775
<u>Iowa</u>							
Military	62	67	73	57	60	66	62
Civilian	NA	3	3	3	3	3	3
<u>Kansas</u>							
Military	3588	3625	3746	3775	3555	2856	3229
Civilian	NA	617	573	632	671	622	590
<u>Kentucky</u>							
Military	234	246	254	262	258	272	279
Civilian	NA	5	5	5	5	6	7
<u>Louisiana</u>							
Military	8542	8874	8958	8841	8929	9351	9467
Civilian	NA	1803	1834	1865	1939	1907	1924
<u>Maine</u>							
Military	3260	3359	3520	3555	3549	3798	3996
Civilian	NA	595	582	556	581	581	580
<u>Maryland</u>							
Military	7441	8343	8826	8725	8851	8828	8892
Civilian	NA	2715	2727	2699	2710	2685	2879
<u>Massachusetts</u>							
Military	2253	2373	2457	2548	2496	2560	2755
Civilian	NA	3685	3479	3492	3676	3667	3329
<u>Michigan</u>							
Military	6669	7211	7503	7609	7325	7147	7394
Civilian	NA	2273	1716	1698	1896	2287	1725
<u>Minnesota</u>							
Military	1117	167	141	129	128	128	128
Civilian	NA	402	390	370	386	403	371
<u>Mississippi</u>							
Military	13377	14731	13247	12848	12574	12931	12501
Civilian	NA	2932	2946	2881	3034	2863	2804
<u>Missouri</u>							
Military	3466	3491	3608	3592	3500	3379	3390
Civilian	NA	715	747	740	815	829	868

TABLE C-5 (Cont'd)

PERSONNEL BY STATE AND COUNTRY OF ASSIGNMENT 1/  
As of Sep 1987

	Fiscal Year						
	1980	1982	1983	1984	1985	1986	1987
<u>I. UNITED STATES (Cont'd)</u>							
<u>Montana</u>							
Military	4301	4115	3940	3886	3804	3788	3871
Civilian	NA	489	456	434	511	517	560
<u>Nebraska</u>							
Military	11339	11630	11579	12166	12337	12454	12743
Civilian	NA	1795	1813	1768	1754	1802	1843
<u>Nevada</u>							
Military	8938	10155	10877	11263	8917	11628	11478
Civilian	NA	1132	1081	1118	1209	1088	1276
<u>New Hampshire</u>							
Military	3401	3414	3559	3652	3660	3667	3706
Civilian	NA	587	544	539	569	535	543
<u>New Jersey</u>							
Military	4890	4999	5034	4978	4727	4853	4856
Civilian	NA	1561	1569	1535	1530	1426	1496
<u>New Mexico</u>							
Military	13290	14341	14571	14808	14717	14830	14647
Civilian	NA	4000	3957	4012	4042	4257	4351
<u>New York</u>							
Military	8467	9142	9389	9045	9058	8843	8722
Civilian	NA	3976	4113	3886	3896	3885	3838
<u>North Carolina</u>							
Military	7986	9189	8960	9572	8991	8950	9121
Civilian	NA	941	955	974	989	1003	1030
<u>North Dakota</u>							
Military	10407	10725	11355	11633	11501	10787	11012
Civilian	NA	1014	1006	1013	1131	1198	1172
<u>Ohio</u>							
Military	8496	9081	9909	12454	12282	9867	9915
Civilian	NA	19446	19544	19570	20260	20620	20265
<u>Oklahoma</u>							
Military	10099	10794	11712	12191	12295	12407	12477
Civilian	NA	18191	18269	18403	19630	20161	19031
<u>Oregon</u>							
Military	208	93	85	71	66	77	63
Civilian	NA	148	109	83	210	291	212
<u>Pennsylvania</u>							
Military	376	384	376	356	374	451	395
Civilian	NA	689	688	688	719	713	721

TABLE C-5 (Cont'd)

PERSONNEL BY STATE AND COUNTRY OF ASSIGNMENT 1/  
As of Sep 1987

	Fiscal Year						
	1980	1982	1983	1984	1985	1986	1987
<u>I. UNITED STATES (Cont'd)</u>							
<u>Rhode Island</u>							
Military	48	48	54	57	39	48	41
Civilian	NA	1	1	-	1	2	2
<u>South Carolina</u>							
Military	11828	12514	13048	13473	13549	13836	13837
Civilian	NA	2266	2289	2314	2365	2313	2337
<u>South Dakota</u>							
Military	5707	5929	6284	6124	5965	5939	6582
Civilian	NA	533	533	527	612	629	643
<u>Tennessee</u>							
Military	247	272	358	333	295	289	277
Civilian	NA	223	227	225	229	220	221
<u>Texas</u>							
Military	52387	53813	54114	53906	55227	54161	55424
Civilian	NA	29862	30391	30604	32093	32535	32560
<u>Utah</u>							
Military	5105	5316	5483	5395	5381	5093	5186
Civilian	NA	14633	14482	14772	15562	15329	14182
<u>Vermont</u>							
Military	31	25	25	29	31	26	29
Civilian	NA	1	1	1	1	1	1
<u>Virginia</u>							
Military	13880	15318	15488	15290	15354	15430	14610
Civilian	NA	4248	4166	4146	4092	4087	4169
<u>Washington</u>							
Military	9404	9607	10007	9966	9913	9996	9908
Civilian	NA	2284	2331	2315	2379	2244	2299
<u>West Virginia</u>							
Military	55	53	48	44	43	42	36
Civilian	NA	2	2	4	4	3	2
<u>Wisconsin</u>							
Military	160	123	129	102	99	94	88
Civilian	NA	326	361	357	362	385	354
<u>Wyoming</u>							
Military	4177	3563	3689	3715	3729	3983	4044
Civilian	NA	452	471	502	598	653	718
<u>ANG Total (CONUS)</u>							
Civilian	NA	21834	21949	22160	22671	22497	25511
<u>II. SPECIAL LOCATIONS</u>							
<u>Alaska</u>							
Military	10095	10896	10681	10766	10763	11188	11180
Civilian	NA	1482	1492	1527	1671	1671	1750

TABLE C-5 (Cont'd)

PERSONNEL BY STATE AND COUNTRY OF ASSIGNMENT 1/  
As of Sep 1987

	Fiscal Year						
	1980	1982	1983	1984	1985	1986	1987
<u>II. SPECIAL LOCATIONS (Cont'd)</u>							
<u>Hawaii</u>							
Military	5942	6207	6588	6763	6699	6279	6119
Civilian	NA	2111	2072	2076	2065	2050	1931
<u>III. OVERSEAS 2/</u>							
<u>Australia</u>							
Military	243	278	268	293	281	282	245
Civilian	NA	2	3	3	2	2	3
<u>Belgium</u>							
Military	638	645	656	979	1627	1892	1928
Civilian	NA	19	19	58	197	239	230
<u>Canada</u>							
Military	249	231	249	121	109	113	121
Civilian	NA	4	4	4	4	4	4
<u>Canal Zone (Panama)</u>							
Military	1887	1806	2043	2187	2271	2520	2689
Civilian	NA	664	656	665	703	651	696
<u>Denmark</u>							
Military	18	19	29	22	23	25	26
Civilian	NA	7	7	5	5	5	5
<u>Egypt</u>							
Military	434	94	86	84	70	49	67
Civilian	NA	16	16	14	37	38	34
<u>France</u>							
Military	20	12	15	11	11	13	17
Civilian	NA	5	5	6	6	5	4
<u>Federal Republic of Germany 3/</u>							
Military	36043	37798	39244	40012	41112	40325	40703
Civilian	NA	7881	7942	7888	8852	8308	9009
<u>Greece</u>							
Military	2278	2472	2574	2705	2630	2491	2421
Civilian	NA	528	556	546	562	523	599
<u>Greenland</u>							
Military	287	325	316	329	300	317	240
Civilian	NA	3	3	3	3	4	3
<u>Guam</u>							
Military	3859	4013	4018	4046	4128	4028	3938
Civilian	NA	647	659	675	710	682	670

TABLE C-5 (Cont'd)

PERSONNEL BY STATE AND COUNTRY OF ASSIGNMENT 1/  
As of Sep 1987

	Fiscal Year						
	1980	1982	1983	1984	1985	1986	1987
<u>III. OVERSEAS (Cont'd)</u>							
<u>Iceland</u>							
Military	1049	1052	1074	1170	1310	1327	1323
Civilian	NA	82	101	39	106	100	98
<u>Israel</u>							
Military	23	14	19	19	18	17	18
Civilian	NA	4	2	5	14	16	16
<u>Italy</u>							
Military	4115	4257	4645	5403	5620	5874	5906
Civilian	NA	697	802	863	1048	1097	1181
<u>Japan</u>							
Military	14380	14373	14409	14968	16171	16671	17172
Civilian	NA	5291	5239	5143	5355	5449	5376
<u>Korea, Republic of</u>							
Military	8770	10366	10707	11058	11206	11205	11512
Civilian	NA	1615	1679	1692	1858	2338	2229
<u>Netherlands</u>							
Military	1634	1775	1893	1963	1962	2020	2411
Civilian	NA	130	132	141	169	170	219
<u>Norway</u>							
Military	116	115	122	124	122	128	127
Civilian	NA	33	36	35	33	27	42
<u>Philippine Islands</u>							
Military	7757	8831	9102	9277	9307	9424	9461
Civilian	NA	2722	2781	2761	2935	2816	3172
<u>Portugal</u>							
Military	989	1083	1159	1235	1268	1234	1233
Civilian	NA	1075	1033	1016	1089	1131	1032
<u>Puerto Rico</u>							
Military	43	44	45	44	40	35	39
Civilian	NA	1	1	-	1	1	9
<u>Saudi Arabia</u>							
Military	150	309	317	205	205	209	204
Civilian	NA	48	52	59	79	101	100
<u>Spain</u>							
Military	4973	5084	5265	5190	5165	5151	5062
Civilian	NA	1050	1027	1049	1074	1181	1224

TABLE C-5 (Cont'd)

PERSONNEL BY STATE AND COUNTRY OF ASSIGNMENT 1/  
As of Sep 1987

	Fiscal Year						
	1980	1982	1983	1984	1985	1986	1987
<u>III. OVERSEAS (Cont'd)</u>							
<u>Thailand</u>							
Military	22	30	35	27	28	33	34
Civilian	NA	1	1	2	1	-	1
<u>Turkey</u>							
Military	4003	3837	3981	4052	3860	3855	3743
Civilian	NA	437	422	440	492	530	522
<u>United Kingdom</u>							
Military	21629	23084	25211	25971	26584	26708	25024
Civilian	NA	2175	2257	2365	2607	2784	1340
<u>OTHER COUNTRIES 4/</u>							
Military	394	341	319	453	402	292	290
Civilian	NA	7	12	15	48	44	60
<u>TOTAL CONUS</u>							
Military	400204	420211	426119	427728	423913	431610	435183
Civilian	NA	221242	222175	223021	232142	233016	233347
<u>SPECIAL LOCATIONS</u>							
Military	16037	17103	17269	17529	17462	17467	17299
Civilian	NA	3593	3564	3603	3736	3721	3681
<u>TOTAL OVERSEAS</u>							
Military	116003	122288	127801	131948	135829	136238	135954
Civilian	NA	25144	25447	25492	27990	28246	27878
<u>TOTAL TRANSIENT 5/</u> <u>CONUS/OVERSEAS</u>							
	(20882)	(19436)	(17147)	(16271)	(20717)	(19371)	(15147)
<u>GRAND TOTAL 6/</u>							
MILITARY	554960	579038	588336	593476	597921	604686	603583
CIVILIAN	NA	249979	251186	252116	263868	264983	264906



TABLE C-5 (Cont'd)

PERSONNEL BY STATE AND COUNTRY OF ASSIGNMENT 1/  
As of Sep 1987

Footnotes:

- 1/ Military data for FY 80-FY 82 and civilian data for FY 80-FY 81 not readily available.
- 2/ Only those countries with more than 20 assigned personnel have been listed separately.
- 3/ Data for Federal Republic of Germany includes West Berlin.
- 4/ Includes personnel assigned to all other countries not listed individually.
- 5/ Transients in CONUS and overseas are not included in sections I and III.
- 6/ Includes nonchargeables, but excludes Air Force Academy cadets.
- 7/ Civilian data are total on-board, unadjusted.
- 8/ Military unknown of 446 included in this line.
- 9/ Military unknown of 4932 included in this line.
- 10/ Military unknown of 4184 included in this line.
- 11/ Military unknown of 8880 included in this line.

OPR: Military: AF/DPPP, Ms J E Breeden, Ext 56711.  
Civilian: AF/DPCX, Ms R Looney, Ext 42478.

TABLE C-6

PERSONNEL DISTRIBUTION WITHIN MAJOR INSTALLATIONS 1/ 2/  
As of Sep 1987

	Fiscal Year						
	3/						
	1980	1982	1983	1984	1985	1986	1987
<u>Alabama/Gunter AFS</u>							
Officers	1141	335	340	348	355	351	373
Enlisted		831	861	901	893	961	971
Civilian	881	804	788	825	911	879	942
Total	2022	1970	1989	2074	2159	2191	2286
<u>Alabama/Maxwell AFB</u>							
Officers	2108	1429	1429	1433	1451	1478	1470
Enlisted		1462	1510	1598	1572	1594	1620
Civilian	1567	1526	1574	1648	2591	1549	1610
Total	3675	4417	4513	4679	5614	4621	4700
<u>Alaska/Eielson AFB</u>							
Officers	2563	312	319	331	341	336	326
Enlisted		2860	3017	3018	3061	3065	2996
Civilian	335	293	306	316	382	357	356
Total	2898	3465	3642	3665	3784	3758	3678
<u>Alaska/Elmendorf AFB</u>							
Officers	6031	770	781	773	780	836	832
Enlisted		5388	5207	5298	5259	5591	5657
Civilian	1143	1163	1061	1099	1233	1173	1247
Total	7174	7321	7049	7170	7272	7600	7736
<u>Alaska/Shemya AFS</u>							
Officers	534	41	40	39	40	38	41
Enlisted		537	558	531	531	538	543
Civilian	26	23	26	23	22	33	34
Total	560	601	624	593	593	609	618
<u>Arizona/Davis-Monthan AFB</u>							
Officers	5049	894	893	681	569	683	662
Enlisted		5360	5726	4785	3824	4621	4648
Civilian	1336	1351	1343	1358	1379	1359	1488
Total	6385	7605	7962	6824	5772	6663	6798
<u>Arizona/Luke AFB</u>							
Officers	5976	651	609	554	594	582	627
Enlisted		5226	5205	4657	4558	4752	4787
Civilian	1094	1025	1002	1053	1065	1024	1181
Total	7070	6902	6816	6264	6217	6358	6595
<u>Arizona/Williams AFB</u>							
Officers	2650	1138	1170	1129	1148	1086	1049
Enlisted		2211	2251	2221	1977	2050	2037
Civilian	750	693	690	682	686	700	667
Total	3400	4042	4111	4032	3811	3836	3753
<u>Arkansas/Blytheville AFB</u>							
Officers	2599	405	391	400	407	421	426
Enlisted		2322	2434	2582	2479	2636	2642
Civilian	367	337	330	325	318	342	333
Total	2966	3064	3155	3307	3204	3399	3401

TABLE C-6 (Cont'd)

PERSONNEL DISTRIBUTION WITHIN MAJOR INSTALLATIONS 1/ 2/  
As of Sep 1987

	Fiscal Year						
	3/						
	1980	1982	1983	1984	1985	1986	1987
<u>Arkansas/Little Rock</u>							
Officers	5967	1067	1065	1064	1070	1065	842
Enlisted		5299	5351	5326	5195	5074	4565
Civilian	666	646	647	654	656	642	646
Total	6633	7012	7063	7044	6921	6781	6053
<u>California/Beale AFB</u>							
Officers	3962	616	605	579	543	579	554
Enlisted		3686	3820	3808	3614	3768	3772
Civilian	610	537	531	529	532	525	485
Total	4572	4839	4956	4916	4689	4872	4811
<u>California/Castle AFB</u>							
Officers	5534	755	781	854	887	860	845
Enlisted		4324	4401	4338	4261	4413	4501
Civilian	457	430	434	435	428	409	382
Total	5991	5509	5616	5627	5576	5682	5728
<u>California/Edwards AFB</u>							
Officers	3624	594	624	744	789	756	758
Enlisted		3011	3206	3416	3472	3499	3681
Civilian	2029	2116	2116	2209	2301	2328	2495
Total	5653	5721	5946	6369	6562	6583	6934
<u>California/George AFB</u>							
Officers	5023	701	667	734	726	697	693
Enlisted		5196	5396	4970	4790	4642	4709
Civilian	456	460	463	475	517	472	517
Total	5479	6357	6526	6179	6033	5811	5919
<u>California/Los Angeles AFS</u>							
Officers	1468	1269	1318	1318	1386	1401	1373
Enlisted		446	485	486	503	512	502
Civilian	1077	1300	1279	2450	2622	2552	1522
Total	2545	3015	3082	4254	4511	4465	3397
<u>California/March AFB</u>							
Officers	4031	687	712	716	728	736	768
Enlisted		3337	3177	3264	3234	3318	3294
Civilian	922	856	862	853	941	907	915
Total	4953	4880	4751	4833	4903	4961	4977
<u>California/Mather AFB</u>							
Officers	3936	2186	2267	1865	1696	1731	1594
Enlisted		3212	3277	3195	3049	3119	2967
Civilian	1273	1154	1163	1150	1218	1110	1122
Total	5209	6552	6707	6210	5963	5960	5683
<u>California/McClellan AFB</u>							
Officers	3067	502	518	530	559	564	505
Enlisted		2832	3129	3029	2962	3026	3070
Civilian	12271	13165	13403	13758	14427	14495	13417
Total	15338	16499	17050	17317	17317	18085	16992

TABLE C-6 (Cont'd)

PERSONNEL DISTRIBUTION WITHIN MAJOR INSTALLATIONS 1/ 2/  
As of Sep 1987

	Fiscal Year						
	3/						
	1980	1982	1983	1984	1985	1986	1987
<u>California/Norton AFB</u>							
Officers	5338	1224	1215	1283	1327	1336	1349
Enlisted		4330	4334	4145	4051	4181	4323
Civilian	2875	2694	2629	3081	3017	2862	2765
Total	8213	8248	8178	8509	8395	8379	8437
<u>California/Travis AFB</u>							
Officers	8411	1365	1334	1197	1189	1206	1176
Enlisted		7463	7281	6623	6394	6586	6621
Civilian	2327	2328	2206	2288	2327	2229	2199
Total	10738	11156	10821	10108	9910	9971	9996
<u>California/Vandenberg AFB</u>							
Officers	4169	883	952	1032	972	953	771
Enlisted		3305	3246	3222	3002	3034	3019
Civilian	1509	1417	1498	1464	1464	1512	1434
Total	5678	5605	5696	5718	5438	5499	5224
<u>Colorado/Lowry AFB</u>							
Officers	3316	482	562	708	799	563	383
Enlisted		7593	5869	5043	5314	6018	5320
Civilian	4027	4073	4087	4390	4539	4091	4158
Total	7343	12148	10518	10141	10652	10672	9861
<u>Colorado/Peterson AFB</u>							
Officers	1439	182	218	253	367	567	726
Enlisted		1203	1349	1347	1312	1459	1554
Civilian	758	717	830	1433	1483	1421	1124
Total	2197	2102	2397	3033	3162	3447	3404
<u>Colorado/AF Academy</u>							
Officers	2386	1132	1142	1135	1151	1167	1165
Enlisted		1553	1616	1528	1573	1609	1559
Civilian	1827	1817	1795	1795	1737	1788	1824
Total	4213	4502	4553	4458	4461	4564	4548
<u>Delaware/Dover AFB</u>							
Officers	4884	451	449	404	394	366	394
Enlisted		4545	4491	4394	4193	4316	4319
Civilian	1393	1334	1377	1330	1351	1369	1403
Total	6277	6330	6317	6128	5938	6051	6116
<u>District of Columbia/ Bolling AFB</u>							
Officers	1686	489	520	586	625	705	621
Enlisted		1294	1360	1330	1384	1489	1485
Civilian	878	646	703	666	1132	1051	1069
Total	2564	2429	2583	2582	3141	3245	3175
<u>Florida/Eglin AFB</u>							
Officers	7616	1755	1809	1827	1853	1892	1864
Enlisted		7572	7829	7658	7638	7771	7874
Civilian	3391	3682	3670	3739	4083	3988	4286
Total	11007	13003	13308	13224	13574	13651	14024

TABLE C-6 (Cont'd)

PERSONNEL DISTRIBUTION WITHIN MAJOR INSTALLATIONS 1/ 2/  
As of Sep 1987

	Fiscal Year						
	3/						
	1980	1982	1983	1984	1985	1986	1987
<u>Florida/Eglin O9 AAF 4/</u> <u>Hurlburt Field AAF</u>							
Officers	34331	483	493	490	452	458	623
Enlisted		3317	3209	3216	2625	3332	4047
Civilian	329	332	314	311	271	303	372
Total	3762	4132	4016	4017	3348	4093	5042
<u>Florida/Homestead AFB</u>							
Officers	4841	669	604	341	542	533	519
Enlisted		4686	4168	1917	3948	4222	4069
Civilian	900	907	962	963	1023	955	1059
Total	5741	6262	5734	3221	5513	5710	5647
<u>Florida/MacDill AFB</u>							
Officers	5096	767	821	806	834	722	743
Enlisted		4291	4322	4372	4462	4231	4026
Civilian	836	913	898	1010	1032	802	868
Total	5932	5971	6041	6188	6328	5755	5637
<u>Florida/Patrick AFB</u>							
Officers	2924	502	521	530	528	522	526
Enlisted		2556	2583	2605	2696	2770	2742
Civilian	1452	1512	1357	1492	1512	1199	1281
Total	4376	4570	4461	4627	4736	4491	4549
<u>Florida/Tyndall AFB</u>							
Officers	3968	695	779	794	865	756	798
Enlisted		2277	3415	3653	3628	2490	2878
Civilian	1025	1010	1053	1042	1084	1009	1071
Total	4993	3982	5247	5489	5577	4255	4747
<u>Georgia/Dobbins AFB</u>							
Officers	178	21	22	17	14	30	25
Enlisted		124	128	114	103	99	88
Civilian	602	680	674	662	713	729	677
Total	780	825	824	793	830	858	790
<u>Georgia/Moody AFB</u>							
Officers	2750	402	400	383	407	257	259
Enlisted		3020	2981	3086	2971	840	1387
Civilian	456	471	483	488	498	337	356
Total	3206	3893	3864	3957	3876	1434	2002
<u>Georgia/Robins AFB</u>							
Officers	3900	745	753	656	660	667	693
Enlisted		3352	3456	3114	3145	3268	3286
Civilian	14112	14630	15128	15244	15992	15937	15518
Total	18012	18727	19337	19014	19797	19872	19497
<u>Hawaii/Hickam AFB/</u> <u>Wheeler AFB</u>							
Officers	5466	1146	1162	1182	1041	1118	1079
Enlisted		4696	5038	5087	4106	4669	4486
Civilian	2303	2105	2071	2073	2091	2048	1931
Total	7769	7947	8271	8342	7238	7835	7496

TABLE C-6 (Cont'd)

PERSONNEL DISTRIBUTION WITHIN MAJOR INSTALLATIONS 1/ 2/  
As of Sep 1987

	Fiscal Year						
	3/						
	1980	1982	1983	1984	1985	1986	1987
<u>Idaho/Mountain Home AFB</u>							
Officers	4219	425	450	425	432	424	424
Enlisted		3711	3648	3427	3384	3328	3423
Civilian	466	464	477	486	519	469	550
Total	4685	4600	4575	4338	4335	4221	4397
<u>Illinois/Chanute AFB</u>							
Officers	2519	349	382	369	430	363	309
Enlisted		6164	5045	4789	5240	5304	4991
Civilian	1348	1231	1264	1218	1224	1145	1107
Total	3867	7744	6691	6376	6894	6812	6407
<u>Illinois/Scott AFB</u>							
Officers	6513	2250	2296	2281	2357	2415	2304
Enlisted		4380	4595	4593	4538	4544	4523
Civilian	3172	2889	2931	2874	2926	2974	3110
Total	9685	9519	9822	9748	9821	9933	9937
<u>Indiana/Grisson AFB</u>							
Officers	2295	319	342	327	346	329	327
Enlisted		2046	2158	2169	2237	2289	2321
Civilian	673	741	755	737	742	742	764
Total	2968	3106	3255	3233	3325	3360	3412
<u>Kansas/McConnell AFB</u>							
Officers	3306	603	605	587	496	354	343
Enlisted		2779	2956	2933	2663	2194	2587
Civilian	493	488	444	495	434	404	423
Total	3799	3870	4005	4015	3593	2952	3353
<u>Louisiana/Barksdale AFB</u>							
Officers	5397	998	960	942	957	1008	1012
Enlisted		4775	4822	4768	4753	5122	5201
Civilian	964	1067	1091	1124	1197	1180	1185
Total	6361	6840	6873	6834	6907	7310	7398
<u>Louisiana/England AFB</u>							
Officers	3058	306	312	300	310	303	310
Enlisted		2767	2937	2801	2765	2744	2775
Civilian	457	474	467	546	538	455	452
Total	3515	3547	3716	3647	3613	3502	3537
<u>Maine/Loring AFB</u>							
Officers	3389	472	450	438	422	474	492
Enlisted		2945	3136	3035	2942	3131	3244
Civilian	614	574	563	540	564	530	549
Total	4003	3991	4149	4013	3928	4135	4285
<u>Maryland/Andrews AFB</u>							
Officers	5140	1380	1416	1377	1464	1510	1481
Enlisted		4096	4203	4089	4038	4168	4259
Civilian	2620	2402	2307	2590	2436	2402	2579
Total	7760	7878	7926	8056	7938	8080	8319

TABLE C-6 (Cont'd)

PERSONNEL DISTRIBUTION WITHIN MAJOR INSTALLATIONS 1/ 2/  
As of Sep 1987

	Fiscal Year						
	3/						
	1980	1982	1983	1984	1985	1986	1987
<u>Massachusetts/</u>							
<u>L.G. Hanscom AFB</u>							
Officers	1838	961	976	1076	1139	1159	1132
Enlisted		905	978	1002	964	982	1025
Civilian	2741	2669	2599	2683	2762	2513	2583
Total	4579	4535	4553	4761	4865	4654	4740
<u>Massachusetts/Westover AFB</u>							
Officers	102	10	8	9	8	8	5
Enlisted		80	31	25	20	19	17
Civilian	702	701	640	658	662	691	640
Total	804	791	679	692	690	718	662
<u>Michigan/K.I. Sawyer AFB</u>							
Officers	3750	514	506	507	517	507	500
Enlisted		3373	3496	3499	3095	3029	3158
Civilian	439	479	414	442	431	431	449
Total	4189	4366	4416	4448	4043	3967	4107
<u>Michigan/Selfridge AFB</u>							
Officers	90	14	17	16	15	16	15
Enlisted		73	76	90	72	67	67
Civilian	920	932	940	914	906	944	354
Total	1010	1019	1033	1020	993	1027	436
<u>Michigan/Wurtsmith AFB</u>							
Officers	2749	432	439	433	418	445	462
Enlisted		2604	2763	2751	2699	2779	2925
Civilian	390	430	377	413	424	381	400
Total	3139	3466	3579	3597	3541	3605	3787
<u>Minnesota/Duluth IAP</u>							
Officers	1059	9	7	4	5	5	5
Enlisted		28	7	4	7	6	6
Civilian	346	33	22	-	27	22	1
Total	1405	70	36	8	39	33	12
<u>Mississippi/Columbus AFB</u>							
Officers	2153	1039	1000	1001	955	920	855
Enlisted		1921	1865	1986	1935	1956	1901
Civilian	526	528	503	511	551	513	517
Total	2679	3488	3368	3498	3441	3389	3273
<u>Mississippi/Keesler AFB</u>							
Officers	5595	1184	1120	1224	1174	1112	1125
Enlisted		11463	9805	8590	7816	8875	8561
Civilian	2585	2409	2433	2381	2485	2349	2281
Total	8180	15056	13358	12195	11475	12336	11967
<u>Missouri/Richards- Gebaur AFB</u>							
Officers	63	1	3	1	1	2	2
Enlisted		40	38	6	5	2	1
Civilian	286	257	306	307	305	324	344
Total	349	298	347	314	311	328	347

TABLE C-6 (Cont'd)

PERSONNEL DISTRIBUTION WITH MAJOR INSTALLATIONS 1/ 2/  
As of Sep 1987

	Fiscal Year						
	3/						
	1980	1982	1983	1984	1985	1986	1987
<u>Missouri/Whiteman AFB</u>							
Officers	3088	479	479	487	474	497	464
Enlisted		2696	2778	2738	2623	2516	2609
Civilian	429	399	414	400	476	475	496
Total	3517	3574	3671	3625	3573	3488	3569
<u>Montana/Malmstrom AFB</u>							
Officers	4372	657	576	579	560	589	559
Enlisted		3542	3492	3289	3091	3066	3148
Civilian	532	488	447	429	507	514	549
Total	4904	4687	4515	4297	4168	4169	4256
<u>Nebraska/Offutt AFB</u>							
Officers	11942	3317	3270	3269	3303	3414	3530
Enlisted		8308	8607	8677	8645	8810	9014
Civilian	1851	1783	1781	1758	1788	1787	1822
Total	13793	13408	13658	13704	13736	14011	14366
<u>Nevada/Nellis AFB</u>							
Officers	7543	961	979	996	991	998	987
Enlisted		7153	7503	7366	6814	7283	7434
Civilian	1051	1059	965	1038	1134	1005	1192
Total	8594	9173	9447	9400	8939	9286	9613
<u>New Hampshire/Pease AFB</u>							
Officers	3276	438	444	417	429	429	430
Enlisted		2995	3158	3200	3132	3164	3217
Civilian	503	533	475	485	512	465	479
Total	3779	3966	4077	4102	4073	4058	4126
<u>New Jersey/McGuire AFB</u>							
Officers	4708	649	631	650	646	662	651
Enlisted		4242	4299	4151	3914	4070	4071
Civilian	1552	1586	1534	1557	1558	1410	1481
Total	6260	6477	6464	6358	6118	6142	6203
<u>New Mexico/Cannon AFB</u>							
Officers	3901	361	386	407	392	396	407
Enlisted		3640	3601	3407	3342	3311	3386
Civilian	409	408	398	395	413	429	439
Total	4310	4409	4385	4209	4143	4136	4232
<u>New Mexico/Holloman AFB</u>							
Officers	5425	700	724	701	736	745	712
Enlisted		5235	5449	5443	5455	5520	5202
Civilian	1141	1069	1049	1127	1078	1106	1189
Total	6566	7004	7222	7271	7269	7371	7103
<u>New Mexico/Kirtland AFB</u>							
Officers	4104	1262	1329	1385	1396	1376	1328
Enlisted		3252	3407	3350	3078	3098	3185
Civilian	2643	2659	2528	2519	4643	2711	2710
Total	6747	7173	7264	7254	9117	7185	7223



TABLE C-6 (Cont'd)

PERSONNEL DISTRIBUTION WITHIN MAJOR INSTALLATIONS 1/ 2/  
As of Sep 1987

	Fiscal Year						
	3/						
	1980	1982	1983	1984	1985	1986	1987
<u>New York/Griffiss AFB</u>							
Officers	3694	682	753	786	784	690	719
Enlisted		3539	3912	3945	3730	3243	3517
Civilian	2906	2798	2844	2884	2918	2806	2791
Total	6600	7019	7509	7615	7432	6739	7027
<u>New York/Hancock Fld</u>							
Officers	818	150	87	3	6	-	6
Enlisted		660	476	2	1	-	2
Civilian	261	245	225	-	-	24	10
Total	1079	1055	788	5	7	24	18
<u>New York/Niagara Falls IAP</u>							
Officers	28	1	3	1	6	4	3
Enlisted		20	16	14	3	3	2
Civilian	347	354	383	375	401	423	398
Total	375	375	402	390	410	430	403
<u>New York/Plattsburg AFB</u>							
Officers	3771	496	492	475	488	511	483
Enlisted		3411	3416	3401	3457	3524	3574
Civilian	427	434	437	435	437	451	483
Total	4198	4341	4345	4311	4382	4486	4540
<u>North Carolina/Pope AFB</u>							
Officers	3635	574	564	596	598	604	641
Enlisted		3306	3363	3326	3286	3423	3458
Civilian	335	325	344	360	350	371	365
Total	3970	4205	4271	4282	4234	4398	4464
<u>North Carolina/Seymour Johnson AFB</u>							
Officers	5015	627	634	617	566	568	608
Enlisted		4858	4814	4651	4003	3899	4028
Civilian	518	490	487	498	529	527	549
Total	5533	5975	5935	5766	5098	4994	5185
<u>North Dakota/Grand Forks AFB</u>							
Officers	5106	803	804	810	770	776	698
Enlisted		4333	4754	4648	4451	4323	4503
Civilian	485	474	445	471	528	543	538
Total	5591	5610	6003	5929	5749	5642	5739
<u>North Dakota/Minot AFB</u>							
Officers	5415	853	833	858	864	799	844
Enlisted		4945	5180	5200	5011	4826	4876
Civilian	516	529	524	524	582	577	621
Total	5931	6327	6537	6582	6457	6202	6341
<u>Ohio/Newark AFS</u>							
Officers	NA	5	22	17	16	27	26
Enlisted		18	17	17	14	14	17
Civilian	2420	2475	2545	2533	2641	2615	2595
Total	NA	2498	2584	2567	2671	2656	2638

TABLE C-6 (Cont'd)

## PERSONNEL DISTRIBUTION WITHIN MAJOR INSTALLATIONS 1/ 2/

As of Sep 1987

	Fiscal Year						
	3/						
	1980	1982	1983	1984	1985	1986	1987
<u>Ohio/Rickenbacker AFB</u>							
Officers	274	9	-	11	6	6	4
Enlisted		96	-	52	24	16	1
Civilian	798	582	566	578	581	571	240
Total	1072	687	566	641	611	593	245
<u>Ohio/Wright-Patterson AFB</u>							
Officers	3700	4555	5124	5105	5274	5216	5250
Enlisted		3837	4083	3946	3959	3977	4044
Civilian	16737	16683	16026	16864	17434	16727	16724
Total	20437	25075	25233	25915	26667	25920	26018
<u>Oklahoma/Altus AFB</u>							
Officers	3473	440	440	408	418	447	443
Enlisted		3113	3252	3222	3143	3231	3171
Civilian	609	619	607	579	616	599	602
Total	4082	4172	4299	4209	4177	4277	4216
<u>Oklahoma/Tinker AFB 5/</u>							
Officers	1051	1307	1436	1416	1487	1521	1539
Enlisted	3881	4685	5246	5689	5888	5866	5989
Civilian	15587	17015	16944	17560	18890	19433	18285
Total	20519	23007	23626	24665	26265	26820	25813
<u>Oklahoma/Vance AFB 5/</u>							
Officers	823	829	855	893	846	787	796
Enlisted	385	386	411	437	428	418	411
Civilian	110	122	120	121	123	111	117
Total	1318	1337	1386	1451	1397	1316	1324
<u>S Carolina/Charleston AFB</u>							
Officers	4095	513	523	487	523	534	538
Enlisted		3638	3742	3636	3499	3672	3658
Civilian	1316	1350	1266	1356	1384	1282	1236
Total	5411	5501	5531	5479	5406	5488	5432
<u>S Carolina/Myrtle Beach AFB</u>							
Officers	2898	338	351	335	335	331	313
Enlisted		3045	3128	3049	3051	3050	3116
Civilian	445	443	432	463	480	467	476
Total	3343	3826	3911	3847	3866	3848	3905
<u>S Carolina/Shaw AFB</u>							
Officers	4888	838	869	860	940	937	937
Enlisted		4533	4723	4996	5126	5240	5148
Civilian	561	545	550	588	567	541	606
Total	5449	5916	6142	6444	6633	6718	6691
<u>S Dakota/Ellsworth AFB</u>							
Officers	6073	973	917	915	909	840	963
Enlisted		5112	5239	5185	4880	5073	5594
Civilian	597	528	528	519	602	628	642
Total	6670	6613	6684	6619	6391	6541	7199
<u>Texas/Bergstrom AFB</u>							
Officers	3851	773	786	770	748	752	770
Enlisted		4150	4248	4055	3921	4008	4078
Civilian	785	903	926	930	986	936	1037
Total	4636	5826	5960	5755	5655	5696	5885

TABLE C-6 (Cont'd)

PERSONNEL DISTRIBUTION WITHIN MAJOR INSTALLATIONS 1/ 2/  
As of Sep 1987

	Fiscal Year						
	3/						
	1980	1982	1983	1984	1985	1986	1987
<u>Texas/Brooks AFB</u>							
Officers	1393	407	425	452	450	501	507
Enlisted		1198	1177	1134	1074	1076	1083
Civilian	883	878	906	907	950	1069	1121
Total	2276	2483	2508	2493	2474	2646	2711
<u>Texas/Carswell AFB</u>							
Officers	4609	782	818	845	853	839	818
Enlisted		4020	4066	4125	4060	4197	4304
Civilian	956	970	922	978	1031	909	844
Total	5565	5772	5806	5948	5944	5945	5966
<u>Texas/Dyess AFB</u>							
Officers	5018	815	855	805	852	990	901
Enlisted		4520	4602	4502	4480	4828	4742
Civilian	461	432	440	439	461	450	436
Total	5479	5767	5897	5746	5793	6268	6079
<u>Texas/Goodfellow AFB</u>							
Officers	859	76	86	91	89	118	275
Enlisted		1175	1240	1442	1279	1512	1607
Civilian	292	293	306	322	335	349	372
Total	1151	1544	1632	1855	1703	1979	2254
<u>Texas/Kelly AFB</u>							
Officers	1646	366	372	381	410	403	424
Enlisted		1405	1425	1484	1516	1551	1529
Civilian	15301	15547	15904	17339	17020	17487	18060
Total	16947	17318	17701	19204	18946	19441	20013
<u>Texas/Lackland AFB</u>							
Officers	6053	1589	1624	1567	1602	1661	1732
Enlisted		17488	15963	11188	11948	10816	11903
Civilian	1915	1832	1841	4436	4946	1872	1923
Total	7968	20909	19428	17191	18496	14349	15558
<u>Texas/Laughlin AFB</u>							
Officers	2015	1054	1104	998	988	891	895
Enlisted		1879	1860	1884	1863	1918	1883
Civilian	563	515	526	520	524	528	532
Total	2578	3448	3490	3402	3375	3337	3310
<u>Texas/Randolph AFB</u>							
Officers	4964	1606	1600	1560	1562	1616	1583
Enlisted		3512	3556	3537	3441	3572	3678
Civilian	2436	2438	2361	2437	2488	2361	2535
Total	7400	7556	7517	7534	7491	7549	7796
<u>Texas/Reese AFB</u>							
Officers	2168	990	1007	957	942	861	866
Enlisted		1708	1671	1702	1671	1704	1723
Civilian	607	564	590	596	599	595	580
Total	2775	3262	3268	3255	3212	3160	3169

TABLE C-6 (Cont'd)

PERSONNEL DISTRIBUTION WITHIN MAJOR INSTALLATIONS 1/ 2/  
As of Sep 1987

	Fiscal Year						
	3/						
	1980	1982	1983	1984	1985	1986	1987
<u>Texas/Sheppard AFB</u>							
Officers	3432	863	883	841	860	853	873
Enlisted		6509	6578	5601	6262	5882	4989
Civilian	1654	1642	1529	1597	1560	1304	1294
Total	5086	9014	8990	8039	8682	8039	7156
<u>Utah/Hill AFB</u>							
Officers	5105	681	689	712	713	696	671
Enlisted		4566	4796	4594	4491	4256	4408
Civilian	13206	14578	14294	14784	15556	15065	14013
Total	18311	19825	19779	20090	20760	20017	19092
<u>Virginia/Ft Lee AFS</u>							
Officers	478	74	5	2	3	1	3
Enlisted		310	11	1	1	1	1
Civilian	55	43	1	-	-	-	-
Total	533	427	17	3	4	2	4
<u>Virginia/Langley AFB</u>							
Officers	8658	2120	2148	2127	2181	2178	2131
Enlisted		7151	7421	7219	7004	6820	6541
Civilian	1645	1780	1780	1752	2005	1671	1814
Total	10303	11051	11349	11098	11190	10669	10486
<u>Washington/Fairchild AFB</u>							
Officers	3801	569	593	606	584	586	619
Enlisted		3458	3663	3702	3605	3713	3769
Civilian	611	556	564	565	582	555	563
Total	4412	4583	4820	4873	4771	4854	4951
<u>Washington/McChord AFB</u>							
Officers	5070	709	692	637	642	673	599
Enlisted		4699	4807	4560	4433	4493	4425
Civilian	1388	1588	1414	1620	1611	1384	1420
Total	6458	6996	6913	6817	6686	6550	6444
<u>Wyoming/F.E. Warren AFB</u>							
Officers	3655	617	585	595	626	658	650
Enlisted		2990	3174	3093	3003	3227	3314
Civilian	464	444	459	454	532	651	712
Total	4119	4051	4218	4142	4161	4536	4676

## Footnotes:

1/ Officer values for FY 80 represent total military.

2/ Does not include nonchargeables.

3/ For FY 81 and FY 82 and all future years, assigned student population data at training bases to be incorporated in statistics presented here. Similar data for prior years not readily available. Also, data includes individuals at each location TDY for 30 days or more; does not include transients.

4/ Eglin O9AAF is synonymous with Hurlburt Field AAF.

5/ For years prior to 1981, values estimated through proration.

OPR: Officers: AF/DPPP, Mr B Starry, Ext 78915.

Enlisted: AF/DPPP, Ms J E Breeden, Ext 56711.

Civilian: AF/DPCX, Ms R Looney, Ext 42478, 4E240.

TABLE C-7

USAF ACTIVE DUTY MILITARY PERSONNEL BY GRADE 1/  
As of Sep 1987

Grade	Fiscal Year					
	1984	1985	1986	1987	1988	1989
					(Est)	(Est)
<b>Officers</b>						
General	13	13	12	13	12	12
Lieutenant General	38	37	39	38	38	38
Major General	117	117	117	115	116	116
Brigadier General	170	171	171	166	167	167
Colonel	5506	5569	5622	5617	5536	5523
Lieutenant Colonel	12550	12547	12544	12519	12405	12358
Major	19520	19955	20033	19925	19648	19651
Captain	39610	40879	42070	42689	42764	43211
1st Lieutenant	14400	14548	15002	15099	13539	11574
2nd Lieutenant	14315	14564	13438	11157	11313	12888
Total 2/ 3/	106239	108400	109048	107338	105538	105538
<b>Enlisted</b>						
Chief Master Sgt	4842	4891	4946	4935	4852	4656
Senior Master Sgt	9663	9764	9854	9884	9704	9313
Master Sgt	36519	37590	39210	39180	38867	39580
Technical Sgt	56261	57369	59197	59451	59022	58206
Staff Sgt	108859	111060	114046	114451	113686	111756
Sergeant	102758	116197	114954	119996	116985	118581
Airman 1st Class	124652	97356	91604	97028	87694	85592
Airman	22021	30158	38265	31803	20323	21968
Airman Basic	20835	24218	22590	18516	14515	15993
Total 2/ 3/	486410	488603	494666	495244	465648	465645
Cadets	4476	4512	4485	4453	4417	4417
<b>GRAND TOTAL 2/ 3/</b>	<b>597125</b>	<b>601515</b>	<b>608199</b>	<b>607035</b>	<b>575603</b>	<b>575600</b>

**Footnotes:**

- 1/ Includes Regular Air Force, Air Force Reserve and Air National Guard on active duty being paid from Appropriation 3500 funds.  
 2/ Totals and subtotals may not agree with other personnel tables due to rounding.  
 3/ Nonchargeables are not included.

OPR: Officers: AF/DPPP, Mr B Starry, Ext 78915.

Enlisted: AF/DPPP, Ms J E Breeden, Ext 56711.

TABLE C-8

MANPOWER BY AIR FORCE SPECIALTY GROUP 1/  
(Thousands)  
As of Feb 1988

FUNCTION	Fiscal Year						
	1980	1982	1983	1984	1985	1986	1987
Civil Engineering							
Military	30.0	32.1	31.7	32.7	32.2	32.0	32.4
Civilian	31.9	30.5	31.0	31.4	32.3	31.7	31.4
Total	61.9	62.6	62.7	64.1	64.5	63.7	63.7
Comptroller							
Military	12.6	13.4	13.6	14.5	14.3	14.0	13.9
Civilian	14.2	14.5	15.0	15.6	16.1	16.2	16.0
Total	26.8	27.9	28.6	30.1	30.4	30.2	30.0
Depot Operations							
Military	3.3	3.6	3.7	4.0	3.8	3.7	3.8
Civilian	55.7	58.5	60.1	64.6	66.4	65.7	64.5
Total	59.0	62.1	63.8	68.6	70.1	69.4	68.2
Gr. Comm Elec O&M							
Military	46.7	47.9	48.6	48.2	47.3	47.9	46.8
Civilian	6.3	6.2	6.2	6.3	6.6	6.8	6.8
Total	53.0	54.1	54.8	54.5	53.9	54.7	53.6
Intelligence							
Military	14.1	15.2	15.2	15.9	15.8	16.2	16.5
Civilian	1.9	2.0	2.2	2.3	2.9	2.6	2.7
Total	16.0	17.2	17.4	18.2	18.7	18.8	19.2
Medical							
Military	32.3	35.4	35.5	36.6	36.7	38.2	38.7
Civilian	7.2	7.1	7.2	7.2	7.5	7.5	8.6
Total	39.5	42.5	42.7	43.8	44.2	45.7	47.4
Operations							
Military	51.3	54.4	53.7	54.8	54.5	54.5	55.5
Civilian	5.5	5.7	5.9	4.9	5.1	5.0	5.3
Total	56.8	60.1	59.6	59.7	59.6	59.5	60.8
Personnel							
Military	18.3	18.7	18.4	18.8	18.4	18.4	18.1
Civilian	8.7	9.8	10.2	10.3	10.6	10.7	10.9
Total	27.0	28.5	28.6	29.1	29.0	29.1	29.0
Research & Development							
Military	8.9	9.8	10.1	11.1	11.6	11.8	11.9
Civilian	11.7	11.8	12.3	12.9	14.0	13.8	14.1
Total	20.6	21.6	22.4	24.0	25.6	25.7	26.0
Security Police							
Military	33.5	34.9	35.9	37.3	36.9	37.3	38.8
Civilian	2.8	2.6	2.6	2.6	2.7	2.7	2.9
Total	36.3	37.5	38.5	39.9	39.6	40.0	41.7

TABLE C-8 (Cont'd)

MANPOWER BY AIR FORCE SPECIALTY GROUP 1/  
(Thousands)  
As of Feb 1988

FUNCTION	Fiscal Year						
	1980	1982	1983	1984	1985	1986	1987
Supply/Svcs/Contract							
Military	38.1	40.1	40.9	42.6	41.8	42.7	42.8
Civilian	33.5	34.6	32.0	33.4	36.4	36.8	36.4
Total	71.6	74.7	72.9	76.0	78.2	79.5	79.2
Training							
Military	68.3	59.1	63.9	66.6	63.7	70.2	62.6
Civilian	3.7	3.7	3.8	3.9	4.0	4.0	4.1
Total	72.0	62.8	67.7	70.5	67.7	74.2	66.6
Transportation							
Military	17.4	18.8	18.9	19.8	19.7	20.2	20.4
Civilian	9.4	8.4	8.5	8.6	8.8	8.7	8.8
Total	26.8	27.2	27.4	28.4	28.5	28.9	29.2
Weapon Systems Maintenance							
Military	132.8	146.1	146.2	148.6	145.3	147.1	147.6
Civilian	12.5	12.6	13.2	7.4	7.8	7.7	7.6
Total	145.3	158.7	159.4	156.0	153.1	154.8	155.1
Command, Administration Other							
Military	20.5	26.7	26.2	27.0	26.4	26.9	26.9
Civilian	9.6	9.1	9.4	9.3	10.0	10.0	9.9
Total	30.1	35.8	35.6	36.3	36.4	37.0	36.8
Transients & Patients							
Military	20.0	15.0	17.6	6.2	20.7	13.8	17.0
Civilian	0	0	0	-	-	-	-
Total	20.0	15.0	17.7	6.2	20.7	13.8	17.0
Non-AF Activities 2/							
Military	9.9	11.6	11.9	12.4	12.4	13.1	13.4
Civilian	1.5	1.7	1.8	1.8	1.9	2.0	2.1
Total	11.4	13.3	13.7	14.2	14.3	15.0	15.5
Air Reserve Forces							
ANG Tech (Civ)	21.9	21.8	21.8	22.2	22.7	22.5	23.6
AF Reserve Tech	6.3	7.5	8.0	8.0	8.1	8.9	8.7
Total	28.2	29.3	29.8	30.2	30.8	31.4	32.3
TOTAL							
MILITARY	558.0	582.8	592.0	597.1	601.5	608.2	607.0
CIVILIANS	244.3	247.9	251.2	252.7	263.9	263.2	264.3
GRAND TOTAL	802.3	830.7	843.2	849.8	965.4	871.4	871.4

## Footnotes:

1/ Totals may not add due to rounding.

2/ DOD-wide support activities provided by the Air Force such as, JCS, Joint Task Forces, News Service, Travel, etc.

OPR: OLA/AFMEA/ADS, Ms Karen F Perry, Ext 71976.

TABLE C-9

OFFICER PERSONNEL BY OCCUPATIONAL FIELD,  
PERMANENT PARTY AND PIPELINE 1/  
As of Sep 1987

OCCUPATIONAL FIELD	Fiscal Year						
	1980	1982	1983	1984	1985	1986	1987
<u>Acquisition Contracting/Manufacturing</u>							
Pipeline	73	78	76	87	92	85	111
Permanent Party	1349	1447	1423	1489	1560	1488	1549
<u>Acquisition Program Management</u>							
Pipeline	27	58	59	65	42	55	125
Permanent Party	1790	2098	2159	2313	2546	2455	2420
<u>Administration</u>							
Pipeline	99	16	20	13	28	20	151
Permanent Party	2810	2683	2447	2391	2527	2436	2149
<u>Aircraft Maint &amp; Munitions</u>							
Pipeline	174	56	131	136	203	157	188
Permanent Party	3753	3713	3693	3694	3657	3535	3694
<u>Air Traffic Control</u>							
Pipeline	68	50	38	21	25	28	64
Permanent Party	373	424	430	432	415	373	349
<u>Air Weapons Director</u>							
Pipeline	138	122	164	204	198	189	337
Permanent Party	1888	2006	1985	1883	1907	1902	1874
<u>Band</u>							
Pipeline	0	0	0	1	1	1	0
Permanent Party	28	31	34	33	30	31	33
<u>Cartography</u>							
Pipeline	2	2	5	10	10	10	42
Permanent Party	80	74	75	91	87	86	53
<u>Chaplain</u>							
Pipeline	5	7	4	5	5	5	17
Permanent Party	825	827	839	826	830	870	806
<u>Civil Engineering</u>							
Pipeline	72	112	147	149	115	137	179
Permanent Party	1765	2006	2235	2311	2352	2143	2035
<u>Commander &amp; Director Spec.</u>							
Pipeline	12	6	17	5	1	2	321
Permanent Party	3135	3440	3651	3622	3281	3208	2937
<u>Comm-Computer Systems 2/</u>							
Pipeline	NA	NA	NA	NA	447	412	826
Permanent Party	NA	NA	NA	NA	6635	6123	6029
<u>Communications-Electronics 2/</u>							
Pipeline	387	305	273	304	NA	NA	NA
Permanent Party	3000	3208	3257	3346	NA	NA	NA
<u>Computer Technology 2/</u>							
Pipeline	95	125	146	175	NA	NA	NA
Permanent Party	2637	2887	3025	3192	NA	NA	NA
<u>Development Engineering</u>							
Pipeline	387	672	696	605	488	596	665
Permanent Party	4082	4524	5006	5658	5913	5691	5332



TABLE C-9 (Cont'd)

OFFICER PERSONNEL BY OCCUPATIONAL FIELD,  
PERMANENT PARTY AND PIPELINE 1/  
 As of Sep 1987

OCCUPATIONAL FIELD	Fiscal Year						
	1980	1982	1983	1984	1985	1986	1987
<u>Disaster Preparedness</u>							
Pipeline	1	1	0	0	6	2	6
Permanent Party	175	197	196	36	194	184	187
<u>Education &amp; Training</u>							
Pipeline	22	44	43	40	39	41	57
Permanent Party	691	674	662	664	667	633	527
<u>Financial 6/</u>							
Pipeline	19	26	30	35	49	38	81
Permanent Party	1227	1110	1154	1163	1258	1505	1452
<u>General Officer</u>							
Pipeline	1	0	0	0	1	0	39
Permanent Party	557	571	563	582	582	580	549
<u>Intelligence</u>							
Pipeline	165	75	112	228	378	239	710
Permanent Party	2616	2703	2799	2824	2858	3001	2702
<u>International Politico Military Affairs</u>							
Pipeline	19	24	18	34	34	29	82
Permanent Party	181	211	244	230	219	190	207
<u>Legal</u>							
Pipeline	16	18	17	21	19	19	37
Permanent Party	1166	1175	1237	1274	1292	1400	1282
<u>Legal/Medical Student</u>							
Pipeline	229	244	239	248	241	220	234
Permanent Party	9	10	22	27	28	14	4
<u>Logistics Plans &amp; Programs</u>							
Pipeline	19	29	30	35	37	34	131
Permanent Party	857	923	1059	1086	1090	1092	977
<u>Management Analysis 3/</u>							
Pipeline	3	2	2	1	12	NA	NA
Permanent Party	216	198	257	223	240	NA	NA
<u>Manpower Management</u>							
Pipeline	14	10	6	9	15	10	31
Permanent Party	597	601	609	575	558	557	536
<u>Medical</u>							
Pipeline	1395	1522	1406	1396	1460	1687	1657
Permanent Party	10779	11475	11843	12051	12403	14333	12693
<u>Missile Maintenance</u>							
Pipeline	15	21	21	25	26	24	21
Permanent Party	451	467	494	481	466	444	442
<u>Missile Operations</u>							
Pipeline	184	75	60	34	80	58	217
Permanent Party	3005	3208	3138	3146	3012	2949	2757

TABLE C-9 (Cont'd)

OFFICER PERSONNEL BY OCCUPATIONAL FIELD,  
PERMANENT PARTY AND PIPELINE 1/  
 As of Sep 1987

OCCUPATIONAL FIELD	Fiscal Year						
	1980	1982	1983	1984	1985	1986	1987
<u>Navigator Trainees 4/</u>							
Pipeline	573	794	629	619	562	575	490
Permanent Party	0	79	64	50	70	65	2
<u>Nuclear Weapons Custodian 7/</u>							
Pipeline	0	0	0	0	0	0	NA
Permanent Party	14	13	11	10	10	10	
<u>Operations Management</u>							
Pipeline	0	0	0	0	0	0	18
Permanent Party	0	0	0	0	0	0	860
<u>Other</u>							
Pipeline	2	2	0	12	98	14	5
Permanent Party	265	37	1	211	50	55	16
<u>Patient</u>							
Pipeline	12	21	18	15	31	26	11
Permanent Party	1	1	-	3	1	2	1
<u>Personnel</u>							
Pipeline	24	11	10	10	13	12	60
Permanent Party	1971	1862	1786	1607	1603	1921	1697
<u>Pilot &amp; Navigator/Observer5/</u>							
Pipeline	1610	1661	1913	1661	1816	1750	2758
Permanent Party	26488	27011	27862	28103	28394	29045	26879
<u>Pilot Trainees 4/</u>							
Pipeline	2227	2478	2196	2206	2393	2180	2078
Permanent Party	3	79	117	144	212	185	2
<u>Program Management</u>							
Pipeline	0	0	0	0	0	0	5
Permanent Party	170	217	222	230	233	74	224
<u>Public Affairs</u>							
Pipeline	14	11	9	11	16	12	32
Permanent Party	594	582	570	559	548	514	527
<u>Scientific</u>							
Pipeline	119	176	189	220	207	205	317
Permanent Party	1157	1232	1302	1362	1419	1366	1337
<u>Security Police</u>							
Pipeline	7	7	8	9	22	13	52
Permanent Party	1003	980	1040	1071	1076	1061	1078
<u>Services</u>							
Pipeline	10	6	7	9	15	10	20
Permanent Party	378	406	401	409	426	418	425
<u>Social Actions Officer 9/</u>							
Pipeline	0	1	0	1	6	4	NA
Permanent Party	142	168	166	313	212	203	

TABLE C-9 (Cont'd)

OFFICER PERSONNEL BY OCCUPATIONAL FIELD,  
PERMANENT PARTY AND PIPELINE 1/  
 As of Sep 1987

OCCUPATIONAL FIELD	Fiscal Year						
	1980	1982	1983	1984	1985	1986	1987
<u>Space Operations</u>							
Pipeline	3	41	44	56	54	51	102
Permanent Party	550	721	987	1115	1247	1411	1482
<u>Special Duty</u>							
Pipeline	67	86	68	73	82	74	156
Permanent Party	1629	1700	1774	1774	1628	1386	1607
<u>Special Investigations</u>							
Pipeline	4	14	15	19	21	18	21
Permanent Party	469	505	534	513	536	514	553
<u>Supply Management</u>							
Pipeline	31	42	35	40	47	41	100
Permanent Party	1372	1322	1325	1271	1308	1275	1179
<u>Student Officer Authorization</u>							
Pipeline	822	892	831	832	790	812	862
Permanent Party	5	9	21	28	71	6	8
<u>Transportation</u>							
Pipeline	26	29	28	26	40	31	60
Permanent Party	962	955	984	984	969	936	918
<u>Unallotted</u>							
Pipeline	5	4	0	0	0	0	0
Permanent Party	15	42	1	0	0	0	0
<u>Visual Information</u>							
Pipeline	2	2	1	4	3	3	2
Permanent Party	118	108	100	104	113	106	104
<u>Weather</u>							
Pipeline	82	84	143	176	197	172	195
Permanent Party	1272	1205	1183	1200	1202	1171	1191
<u>SUB-TOTAL</u>							
Pipeline	9281	10062	9904	9885	10465	10101	13673
Permanent Party	88620	92125	94987	96704	97935	98947	93665
<b>TOTAL</b>	<b>97901</b>	<b>102187</b>	<b>104891</b>	<b>106589</b>	<b>108400</b>	<b>109048</b>	<b>107338</b>
Less Non-Chargeable 6/	NA	-297	-335	-350	0	0	0
<b>GRAND TOTAL</b>	<b>97901</b>	<b>101890</b>	<b>104556</b>	<b>106239</b>	<b>108400</b>	<b>109048</b>	<b>107338</b>

TABLE C-9 (Cont'd)

OFFICER PERSONNEL BY OCCUPATIONAL FIELD,  
PERMANENT PARTY AND PIPELINE, 1980-1986 1/  
As of Sep 1987

Footnotes:

- 1/ Totals and subtotals may not agree with other personnel tables due to rounding. FY 1987 data for pipeline includes all functional categories other than permanent party, e.g., transients, pipeline, joint manpower authorizations, etc.
- 2/ In 1985, Communications-Electronics and Computer Technology were merged into Information Systems. In FY 1987, Informational Systems renamed Communications-Computer Systems.
- 3/ Effective 1 Oct 86 (FY 87), Management Analysts were redesignated as Cost Analysts and aggregated under "Financial" Occupational Field
- 4/ Undergraduate pilot/navigator trainees. Those in permanent party group are generally those assigned to one base and TDY to training base.
- 5/ Observers established as rated personnel.
- 6/ Nonchargeables not included in data since FY 1985.
- 7/ In FY 1987, Nuclear Weapons Custodians were combined with airfield management and rated command post positions to create the Operations Management field.
- 8/ Previously entitled Procurement Management.
- 9/ In FY 1987, Social Actions were merged under Personnel.

OPR: AF/DPPP, Mr B Starry, Ext 73670, 4E161.

TABLE C-10

## ENLISTED BY CAREER FIELD

As of Sep 1987

CAREER FIELD	Fiscal Year						
	1980	1982	1983	1984	1985	1986	1987
10 First Sergeant	1,540	1,553	1,597	1,664	1,710	1,745	1,716
11 Aircrew Operations	7,052	7,403	7,971	8,045	8,928	9,255	9,234
12 Aircrew Protection	-	2,647	2,592	2,948	3,192	3,210	3,120
20 Intelligence	11,936	12,499	13,019	13,207	13,156	13,010	13,015
22 Photomapping	118	114	121	118	116	116	123
23 Audiovisual	3,312	3,139	3,146	3,080	3,014	3,132	3,087
24 Safety	1,161	1,206	1,316	1,333	1,319	1,379	1,440
25 Weather	2,940	2,918	2,931	3,086	3,192	3,205	3,204
27 Cmd Cont Sys Oper	17,012	17,166	16,967	16,876	16,318	16,648	16,885
29 Comm Operations	10,325	9,956	9,781	9,927	2,234	-	-
30 Comm-Elect Sys	26,008	27,939	28,097	28,611	28,076	25,579	25,746
31 Mis'l Elect Maint	4,652	4,270	3,849	3,397	768	732	654
32 Avionics Systems	26,215	31,365	31,755	30,874	28,494	28,630	20,473
34 Training Devices	2,378	2,463	2,680	2,616	2,142	1,618	1,180
36 Wire Com Sys Maint	4,825	4,355	4,252	4,334	4,351	4,435	4,415
39 Maint Mgt Sys	2,920	2,754	2,997	3,142	3,200	3,400	3,330
40 Intricate Equipm't Maintenance	1,246	853	861	864	806	799	331
41 Mis'l Sys Maint	-	-	-	-	5,384	5,312	5,631
42 Acft Systems Maint	39,008	43,689	43,585	43,646	45,049	46,080	46,103
43 Aircraft Maint	42,255	45,011	43,923	42,350	44,335	46,456	46,144
44 Missile Maint	3,768	3,832	3,807	3,258	-	-	-
45 Manned Aero Maint	-	-	-	-	-	-	10,089
46 Mun/Weapons Maint	20,304	22,714	23,739	23,831	23,690	23,889	25,729
47 Vehicle Maint	5,071	5,220	5,276	5,558	5,838	5,973	5,965
49 Information System	-	-	-	-	14,719	19,944	20,266
							10,089
51 Computer Systems	6,518	6,483	6,929	7,233	4	-	-
54 Mechanical/Elec	9,052	9,096	10,041	10,549	10,743	10,951	10,510
55 Structural/Pavem't	12,329	12,886	13,146	13,207	12,999	12,898	12,379
56 Sanitation	1,553	1,581	1,596	1,769	1,842	1,787	1,749
57 Fire Protection	5,922	5,929	5,999	5,980	6,090	6,233	6,472
59 Marine	117	107	115	125	106	87	65
60 Transportation	13,655	14,075	13,920	14,764	14,712	15,007	14,668
61 Supply Services	1,517	2,345	2,500	2,797	3,072	3,138	3,121
62 Food Services	4,800	5,053	5,042	4,547	4,575	4,680	4,575
63 Fuels	6,585	6,390	6,579	7,054	7,246	6,898	6,879
64 Supply	25,346	24,952	25,433	25,761	25,929	26,447	25,545
65 Procurement	1,398	1,456	1,534	1,579	1,671	1,711	1,744
66 Logistics Plans	792	875	954	978	1,015	1,069	1,162
67 Acctg/Fin/ 1/ Auditing	5,497	5,368	5,411	5,447	5,908	6,084	6,450
69 Mgmt Analysis 1/	480	490	461	463	451	446	-

TABLE C-10 (Cont'd)

ENLISTED BY CAREER FIELD  
As of Sep 1987

CAREER FIELD	Fiscal Year						
	1980	1982	1983	1984	1985	1986	1987
70 Administration	29,159	28,476	28,618	29,165	29,243	29,367	24,953
71 Printing	-	-	-	-	-	-	-
73 Personnel	11,160	11,721	11,422	11,480	11,622	11,677	14,671
74 Morale/Welfare Recreation	1,905	1,786	1,681	1,793	1,907	1,914	1,864
75 Education/Tng	3,097	3,297	3,483	3,676	3,681	3,868	3,925
79 Public Affairs	1,166	1,218	1,220	1,261	1,298	1,321	1,319
81 Security Police	34,795	37,823	40,010	39,589	39,066	39,273	40,063
82 Special Inves/ Counterintell	811	935	901	878	866	927	930
87 Band	1,102	1,098	1,089	1,072	1,101	1,116	1,116
90 Medical	17,832	16,639	16,900	17,985	18,786	19,221	19,062
91 Medical	3,584	3,441	3,407	3,669	3,814	3,973	3,912
92 Medical	2,519	2,155	2,332	2,920	2,668	2,662	2,703
98 Dental	3,580	3,457	3,320	3,478	3,597	3,729	3,676
99 Misc (Special Duty/Patient	15,582	14,259	14,669	14,426	14,557	13,635	13,851
UNKNOWN	10	15	48	-	3	-	-
TOTAL	455,909	476,472	483,022	486,410	488,603	494,666	495,244

## Footnote:

1/ Effective 1 Oct 86 (FY 87), 69-Management Analysis Career Field was incorporated into 67-Accounting, Auditing, Financial Career Field.

OPR: AF/DPPP, Ms J Breeden, Ext 56711, 4D153.

TABLE C-11

MILITARY PERSONNEL BY ETHNIC GROUP  
As of Sep 1987

	1985		1986		1987	
	Off	Enl	Off	Enl	Off	Enl
<b>Men</b>						
Native Amer.	541	4543	506	4152	467	3816
Asian Amer.	1227	7242	1242	7129	1218	7261
Hispanic	1846	16892	1868	16544	1871	16521
None <u>1/</u>	83597	380098	84454	386252	83059	386930
Other <u>3/</u>	8623	22213	8083	19866	7452	18032
Unknown <u>2/</u>	639	29	518	29	629	13
Total: Men	96473	431017	96671	433972	94696	432578
<b>Women</b>						
Native Amer.	58	603	58	561	61	538
Asian Amer.	254	841	267	913	279	966
Hispanic	293	1875	297	1891	303	1970
None <u>1/</u>	9992	52217	10336	55497	10743	57471
Other <u>3/</u>	998	2050	979	1832	952	1721
Unknown <u>2/</u>	332	-	440	-	304	-
Total: Women	11927	57586	12377	60694	12642	62666
<b>TOTAL</b>	108400	488603	109048	494666	107338	495244
Less: <u>4/</u> Non-chargeables	-	-	-	-	-	-
<b>GRAND TOTAL</b>	108400	488603	109048	494666	107338	495244

**Footnotes:**

1/ Caucasian, primarily.

2/ Information not provided by personnel queried.

3/ None of the ethnic groupings indicated on this table.

4/ See Glossary for definition.

**OPR:**

Officers: AF/DPPP, Mr B Starry, Ext 78915, 4E153.

Enlisted: AF/DPPP, Ms J E Breeden, Ext 56711, 4E153.

TABLE C-12

MILITARY PERSONNEL BY AGE

As of Sep 1987

AGE RANGE	Fiscal Year						
	1980	1982	1983	1984	1985	1986	1987
<u>Officer</u>							
20 - 24	8360	12831	10103	13862	11567	10428	9102
25 - 29	23607	25077	25546	26204	26755	27446	27441
30 - 34	24751	24257	23775	23600	24200	24666	24410
35 - 39	20147	21081	22993	22804	23043	22544	21140
40 - 44	13233	12589	14771	13644	15593	16486	17620
45 - 49	5692	4708	5559	4804	5394	5664	5757
50 - 54	1755	1380	1781	1405	1512	1461	1527
55 - 59	334	242	317	237	294	305	291
60 AND OLDER	22	22	47	29	42	48	50
Total 1/	97901	102187	104892	106589	108400	109048	107338
Less Nonchargeables 2	NA	-297	-336	-350	-	-	-
Adjusted Total	97901	101890	104556	106239	108400	109048	107338
<u>Enlisted</u>							
17 - 19	87406	48918	38657	34414	38219	41154	37036
20 - 24	159321	193057	200919	200053	189810	182443	176670
25 - 29	86882	97911	102279	108163	113855	121441	128183
30 - 34	60068	65487	66947	67183	69112	70390	71544
35 - 39	44125	47625	49451	52826	55108	56456	56247
40 - 44	14606	18380	19652	18993	18301	18572	21131
45 - 49	3128	4478	4507	4237	3773	3844	4130
50 - 54	338	559	548	469	376	334	274
55 AND OLDER	35	57	62	72	46	32	29
Total 1/	455909	476472	483022	486410	488603	494666	495244
AVERAGE AGE							
Officer	33.7	33.7	33.6	33.8	33.8	33.8	34.1
Enlisted	25.6	26.2	26.8	3/26.0	3/ 26.0	3/ 26.0	3/ 27.0

Footnotes:

1/ Totals and subtotals may not agree with other personnel tables due to rounding.

2/ Nonchargeables are personnel on active duty who are paid from other than Appropriation 3500. They consist primarily of Reservists.

Nonchargeables cannot be separately identified prior to FY 82 and are included in FY 82-84 figures.

3/ Rounded to the nearest full year.

OPR:

Officers: AF/DPPP, Mr B Starry, Ext 78915, 4E153.

Enlisted: AF/DPPP, Ms J E Breeden, Ext 56711, 4E153.

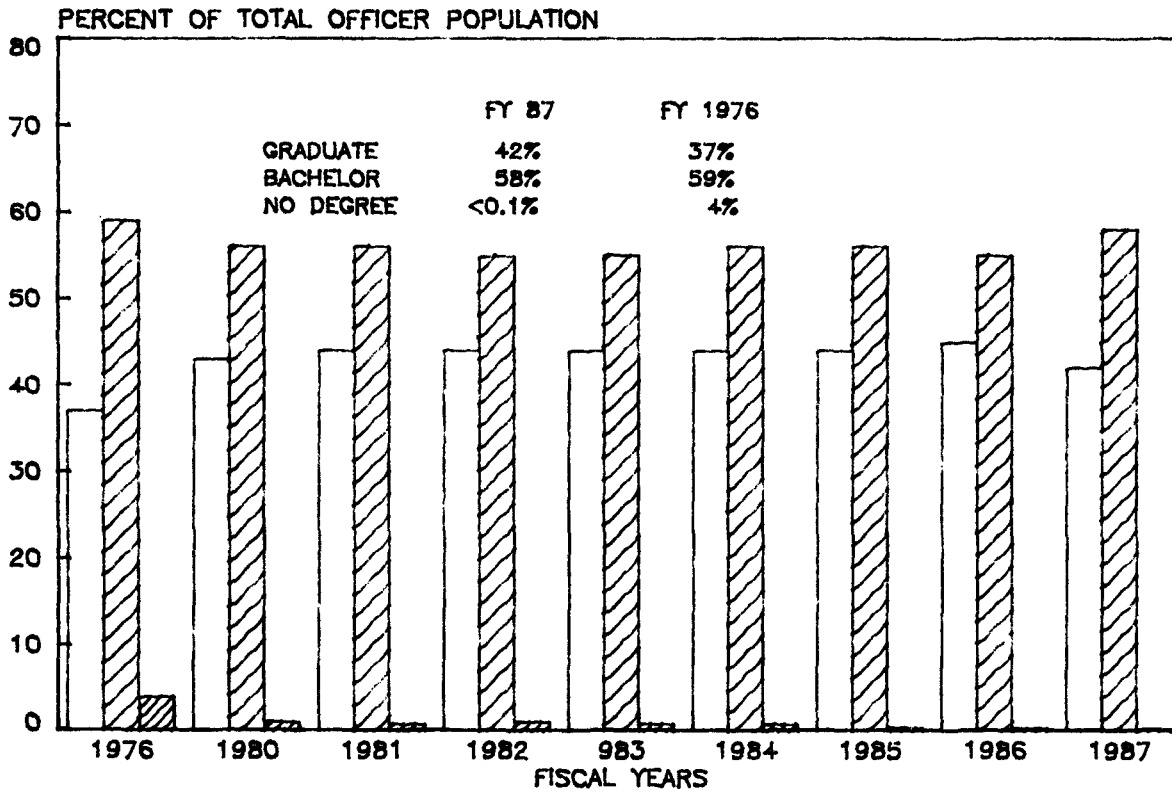


FIGURE C-2

AIR FORCE OFFICER POPULATION  
ACADEMIC ACHIEVEMENT TRENDS

GRADUATE DEGREE      BACHELOR'S DEGREE      NO COLLEGE DEGREE

□                      ▨                      ▩



DATA SOURCE: "UNITED STATES AIR FORCE BUDGET BOOK,"  
FY 88/89 (AMENDED), TABLE D-5.

TABLE C-13

OFFICERS BY EDUCATIONAL LEVEL

As of Sep 1987

HIGHEST EDUCATIONAL LEVEL ATTAINED	Fiscal Year						
	1980	1982	1983	1984	1985	1986	1987
Non-High School	0	0	0	0	0	1	0
High School-GED	3	1	2	1	1	3	2
High School-Civilian Certificate	1	1	1	1	0	0	0
High School Diploma	166	222	119	292	54	39	9
0 < 1 Year College	23	13	9	6	5	4	2
1 < 2 Years College	160	86	69	40	22	34	14
2 < 3 Years College 1/	204	105	71	31	20	20	8
3 < 4 Years College 2/	222	110	79	51	31	31	32
Associate Degree	87	133	132	110	92	116	58
Registered Nurse	1156	827	675	475	382	291	206
Bachelor's Degree	47011	49130	51019	51811	53037	52468	50470
Bachelor's Degree +	4780	4646	4760	5007	5164	5497	5689
Master's Degree	32698	34531	35574	36078	36546	38421	39208
Master's Degree +	583	540	506	471	429	423	423
Doctoral (exc honorary and professional degree)	1285	1193	1198	1163	1141	1173	1198
One Professional Degree	5066	5258	5319	5302	5212	5477	5505
Two Professional Degrees	1626	1584	1748	1663	1603	1678	1793
Three Professional Degrees	184	231	291	259	242	235	266
AFIT Bachelor's Program	170	373	438	358	265	125	87
AFIT Master's Program	870	1198	1094	1294	1615	1510	1465
AFIT Doctoral Program	629	341	310	383	403	350	303
Doctoral Program	4/	81	64	111	177	179	105
Medical Program	4/	320	323	328	403	366	333
Unknown	977	1263	1090	1354	1556	607	162
TOTAL	97901	102187	104891	106589	108400	109048	107338
Less Non-Chargeables 3/	0	- 297	-335	-350	0	0	0
GRAND TOTAL	97901	101890	104556	106239	108400	109408	107338

TABLE C-13 (Cont'd)

OFFICERS BY EDUCATIONAL LEVEL

As of Sep 1987

---

Footnotes:

- 1/ Includes personnel with a two-year occupational certificate from a junior college, community college or technical school.
- 2/ Includes personnel with four years of college, but no degree.
- 3/ Non-chargeables are personnel on active duty who are paid from other than Appropriation 3500. They consist primarily of Reservists. Non-chargeables cannot be separately identified prior to FY 82.
- 4/ Unable to identify Doctoral Program and Medical Program personnel for FY 80.

---

OPR: AF/DPPP, Mr B Starry, Ext 73670, 4E161.

TABLE C-14

OFFICER PERSONNEL BY PROFESSIONAL FIELD 1/  
As of Sep 1987

	Fiscal Year						
	1980	1982	1983	1984	1985	1986	1987
Line	83509	86608	88960	90375	92096	92319	90584
Chaplain	840	848	849	835	844	841	833
Dental	1577	1590	1613	1612	1593	1611	1575
Judge Advocate	1172	1230	1284	1345	1348	1353	1338
Medical Professional	3439	3671	3781	3763	3888	3972	4011
Nurse	4097	4452	4499	4696	4931	5122	5194
Medical Service	1180	1278	1317	1373	1383	1435	1439
Biomedical Sciences	2087	2213	2253	2240	2317	2395	2364
TOTAL	97901	101890	104556	106239	108400	109048	107338

## Footnote:

1/ Excludes nonchargeables who are active duty personnel (primarily Reservists) paid from other than Appropriation 3500 funds.

OPR: AF/DPPP, Mr B Starry, Ext 78915, 4E153.

TABLE C-15

USAF ACTIVE DUTY PILOT AND NAVIGATOR  
REQUIREMENTS AND INVENTORY 1/

	Fiscal Year						
							(Est)
	1982	1983	1984	1985	1986	1987	1988

**Requirements**

<b>Force</b>							
Pilots	9785	10088	10156	9915	9935	9682	9480
Navigators	4319	4051	3901	4051	3686	3608	3619
<b>Training</b>							
Pilots	3719	3816	3719	3776	3954	3925	3603
Navigators	850	917	963	958	958	961	909
<b>Supv'n Staff</b>							
Pilots	5680	5230	5275	5811	5735	5569	5384
Navigators	3267	3234	3237	3326	3322	3248	3138
<b>Adv Students</b>							
Pilots	1723	1669	1579	1573	1637	1516	1390
Navigators	797	905	762	738	677	667	449
<b>Rated Supplement</b>							
Pilots	1992	1992	1992	1992	1992	1887	1892
Navigators	959	959	959	959	959	810	823
<b>Transients</b>							
Pilots	458	462	462	458	458	458	458
Navigators	207	205	206	206	204	204	180
<b>Education Dev</b>							
Pilots	462	462	462	462	462	462	462
Navigators	144	144	144	144	144	144	144

**Total Requirement**

Pilots	23819	23719	23645	23897	24173	23499	22669
Navigators	10543	10415	10172	10050	9950	9642	9262

**Total Inventory**

Pilots	22814	23458	23901	24198	24210	23663	22895
Navigators	10019	10301	10282	10337	10342	10186	9945

**Footnotes:**

1/ Excludes generals, colonels and students in undergraduate flying training.

OPR: Requirements: AF/PRME, Maj D Green, Ext 72998.

Inventory: AF/DPXF, Lt Col N C McCaslin, Ext 77005.

Data Source: AFCOPS, Report of Accomplished Actions.

TABLE C-16

RATED OFFICERS ON FLYING STATUS DISTRIBUTION BY GRADE 1/  
As of Feb 1988

GRADE	Fiscal Year					
	1982	1983	1984	1985	1986	1987
<u>PILOT</u>						
General	232	240	243	242	237	226
Colonel	2056	1972	1902	1803	1797	1765
Lt Colonel	3548	3746	3934	4182	4177	4264
Major	5546	5887	6041	6019	5961	5857
Captain	9598	9306	8965	9062	9212	9250
Lieutenant	4122	4519	4961	4935	4860	4292
Total	25102	25670	26046	26243	26244	25654
<u>NAVIGATOR/OBSERVER</u>						
General	19	16	15	15	15	15
Colonel	602	583	572	530	475	435
Lt Colonel	1548	1405	1252	1179	1126	1227
Major	1839	2155	2490	2810	2942	2974
Captain	4529	4336	3933	3795	4029	4036
Lieutenant	2103	2405	2607	2553	2245	1949
Total	10640	10900	10869	10882	10832	10636
<u>FLIGHT SURGEON</u>						
Colonel	119	122	123	119	127	118
Lt Colonel	115	107	86	82	80	83
Major	86	91	102	115	124	142
Captain	171	193	189	182	229	228
Total	491	513	500	498	560	571
GRAND TOTAL	36233	37083	37415	37623	37636	36861

## Footnote:

1/ Excludes trainees.

OPR: AF/DPXF, Maj N C McCaslin, Ext 77005, 5C369.

Data Source: AFCOPS Report of Accomplished Actions.

TABLE C-17

RATED PERSONNEL AND PILOT/NAVIGATOR TRAINEES 7/  
BY MAJCOM/SOA/DRU  
 As of Feb 1988

	Fiscal Year						
	1980	1982	1983	1984	1985	1986	1987
<u>I. PILOTS</u>							
<u>MAJCOM</u>							
Air University 1/	-	-	293	658	668	637	644
Alaskan Air Command	144	192	181	166	172	167	175
AF Communications Cmd 3/	117	101	97	88	91	92	102
AF Logistics Command	271	245	262	165	177	146	149
AF Systems Command	1013	970	999	840	815	742	700
Air Training Command 4/	2892	2926	2830	2560	2800	2779	2751
Electronic Security Cmd	27	32	31	14	12	11	10
Military Airlift Command	4711	4727	5009	5083	5413	5376	5234
Pacific Air Forces	769	820	861	762	790	815	866
Space Command 2/	-	-	87	76	76	63	47
Strategic Air Command	4234	4339	4246	3877	4141	4248	4369
Tactical Air Command	4599	4784	4837	4649	4971	4949	4779
US Air Forces, Europe	1628	1624	1630	1491	1500	1444	1524
<u>SEPARATE OPERATING AGENCIES</u>							
AF Accounting & Finance Ctr 3	3	2	-	-	-	-	-
AF Audit Agency	1	4	3	1	1	1	1
AF Commissary Service	-	-	1	1	-	-	-
AF Engineer & Svcs Ctr	10	9	8	6	5	3	3
AF Inspection & Safety Ctr	71	63	64	42	38	32	39
AF Intelligence Service	12	15	19	12	11	9	9
AF Management and Engineering Agency	-	-	-	-	2	1	1
AF Manpower & Personnel Center	80	70	77	65	70	71	69
AF Med Svc Ctr 6/	-	-	2	1	1	1	2
AF Office of Special Investigations	-	1	1	-	-	-	1
AF Reserve	-	-	32	19	14	16	15
AF Svc Info-News Ctr 6/	-	-	4	-	1	-	-
AF Test and Eval Ctr 5/	62	65	-	-	-	-	-
AF Op.Test & Eval Ctr 5/	-	-	71	69	67	73	74
Air Reserve Personnel Ctr	-	-	3	1	1	1	1
<u>DIRECT REPORTING UNITS</u>							
AF Combat Operations Staff	-	-	35	33	39	44	42
AF Reserve	39	33	-	-	-	-	-
US Air Force Academy	200	205	283	247	259	270	283
AF Technical Appn Ctr	-	57	14	12	10	14	15
AF Simpson Hist Res Ctr 6/	-	-	1	1	1	1	1
1947th Hqs Spt Gp 6/	-	-	63	28	-	-	-
ANG Spt Ctr 6/	-	-	14	1	1	2	1
AF District of Washington	-	-	-	-	31	23	23

TABLE C-17 (Cont'd)

RATED PERSONNEL AND PILOT/NAVIGATOR TRAINEES 7/  
BY MAJCOM/SOA/DRU  
 As of Feb 1988

	Fiscal Year						
	1980	1982	1983	1984	1985	1986	1987
<u>I. PILOTS (Cont'd)</u>							
<u>MISCELLANEOUS</u>							
AF Space Elements	-	-	-	-	-	36	46
HAF	496	493	518	408	403	394	325
Other AF Elements	927	1019	766	662	691	647	739
AF Elements Europe 6/	-	-	312	178	195	187	190
Unknown 6/	152	102	-	-	-	-	-
Total Permanent Party	22458	22898	23654	22216	23467	23296	23230
Total Pipeline	3396	3881	3275	1685	731	914	433
<b>Total Pilots</b>	<b>25854</b>	<b>26779</b>	<b>26929</b>	<b>23901</b>	<b>24198</b>	<b>24210</b>	<b>23663</b>
<u>II. NAVIGATORS/OBSERVERS</u>							
<u>MAJCOM</u>							
Air University 1/	-	-	68	232	231	232	215
Alaskan Air Command	76	38	27	22	21	22	23
AF Communications Cmd 3/	45	37	30	45	48	51	56
AF Logistics Command	152	130	144	100	113	110	116
AF Security Service	59	84	-	-	-	-	-
AF Systems Command	405	419	409	338	349	324	356
Air Training Command 4/	493	454	547	429	643	599	566
Electronic Security Cmd	-	-	95	76	83	83	106
Military Airlift Command	1345	1321	1491	1496	1484	1462	1490
Pacific Air Forces	367	296	268	247	259	256	288
Space Command 2/	-	-	32	26	38	28	27
Strategic Air Command	3687	3733	3718	3669	3914	3921	4050
Tactical Air Command	1466	1500	1437	1406	1506	1477	1446
US Air Forces, Europe	922	854	745	742	741	700	679
<u>SEPARATE OPERATING AGENCIES</u>							
AF Accounting & Finance Ctr	-	2	3	-	-	-	-
AF Audit Agency	2	1	1	3	5	5	4
AF Commissary Service	-	-	2	-	-	-	-
AF Engineer & Svcs Ctr	5	5	3	2	1	1	-
AF Inspection and Safety Ctr	11	11	14	6	9	9	9
AF Intelligence Service	8	11	13	10	8	10	9
AF Management and Engineering Agency	-	-	-	-	1	3	3



TABLE C-17 (Cont'd)

RATED PERSONNEL AND PILOT/NAVIGATOR TRAINEES 7/  
BY MAJCOM/SOA/DRU  
 As of Feb 1988

	Fiscal Year						
	1980	1982	1983	1984	1985	1986	1987
<u>II. NAVIGATORS/OBSERVERS (Cont'd)</u>							
<u>SEPARATE OPERATING AGENCIES (Cont'd)</u>							
AF Military Personnel Center	33	31	30	29	27	22	24
AF Office of Special Investigations	1	1	1	2	3	3	3
AF Reserve	-	16	16	5	5	4	6
AF Svc Info-News Ctr 6/	-	-	3	-	-	-	-
AF Test and Eval Ctr 5/	42	43	-	-	-	-	-
AF Oper Test & Eval Ctr 5/	-	-	56	51	48	46	46
AF Civilian Pers Mgt Ctr	-	-	-	-	-	1	1
<u>DIRECT REPORTING UNITS:</u>							
AF Combat Oper Staff	-	-	13	15	14	16	17
AF Reserve	16	-	-	-	-	-	-
US Air Force Academy	91	102	95	93	86	82	79
AF Technical Applications	-	20	9	8	8	5	7
AF Simpson Hist Res Ctr 6/	-	-	1	1	1	1	1
1947th Hqs Spt Gp 6/	-	-	22	7	-	-	-
ANG Spt Ctr 6/	-	-	6	-	-	-	-
AF District of Wasington	-	-	-	-	4	6	8
<u>MISCELLANEOUS:</u>							
AF Space Elements	-	-	-	-	-	18	21
HAF	165	166	175	154	147	158	131
Other AF Elements	338	372	309	-	262	274	311
AF Elements Europe 6/	-	-	86	63	65	67	69
Unknown 6/	74	42	-	-	-	-	1
Total Permanent Party	9803	9689	9869	9277	10124	9996	10168
Total Pipeline	1228	1409	1508	1005	213	346	17
<b>TOTAL NAVIGATORS/OBSERVERS</b>	<b>11031</b>	<b>11098</b>	<b>11377</b>	<b>10282</b>	<b>10337</b>	<b>10342</b>	<b>10185</b>

Footnotes:

- 1/ Air University reporting to Air Training Command, effective 20 September 1978; designated a major command 1 July 1983.
- 2/ Aerospace Defense Command name and MAJCOM designation changed to Aerospace Defense Center as Separate Operating Agency (SOA) effective July 1980. Effective 1 September 1982, the Center began reporting to the newly established Space Command, relinquishing its SOA designation.
- 3/ Effective 1 September 1982, AF Data Automation Agency no longer a SOA, reporting instead to AF Communications Command.
- 4/ Air Training Command includes Air University through Sep 83, when Air University was reestablished.

TABLE C-17 (Cont'd)

RATED PERSONNEL AND PILOT/NAVIGATOR TRAINEES 7/  
BY MAJCOM/SOA/DRU  
As of Feb 1988

Footnotes (Cont'd)

- 5/ AF Test and Evaluation Center changed to Operational Test and Evaluation Center effective Sep 83.
- 6/ Data for AF Medical Service Center, AF Service Information-News Center, AF Simpson Historical Research Center, 1947th Headquarters Support Group, ANG Support Center and AF Elements Europe not available before 1983. Data for these elements formerly reported under "Unknown."
- 7/ Rated assigned numbers - Pilot/Navigators, Lt Col and below - No trainees.

OPR: AF/DPXF, Maj N C McCaslin, Ext 77005, Room 5C369.  
Data Source: HQ AFMPC/DPMY, Capt S D Graf, Randolph AFB, TX.,  
Autovon 8-487-3205.

TABLE C-18

PILOT AND NAVIGATOR POPULATION RECEIVING INCENTIVE PAY 1/  
As of Feb 1988

	Fiscal Year						
	1980	1982	1983	1984	1985	1986	1987
<u>Pilots</u>							
Colonel & General	1345	1378	1332	1353	1342	1314	1234
Lt Colonel & below	21660	22671	23334	23793	24096	24084	23918
<u>Navigators</u>							
Colonel & General	359	341	322	310	290	231	195
Lt Colonel & below	10004	9917	10204	10192	10215	10143	10075
TOTAL	33368	34307	35192	35648	35943	35772	35422

Footnote:

1/ Excludes trainees.

OPR: AF/DPXF, Lt Col N C McCaslin, Ext 77005, 5C369.  
Data Source: AF/XOOTW data base, ACIP-T02.

TABLE C-19

PILOT AND NAVIGATOR POPULATION ACTUALLY FLYING 1/  
As of Feb 1988

	Fiscal Year						
	1980	1982	1983	1984	1985	1986	1987
<u>Pilots</u>							
Colonel & General	456	660	638	691	703	692	668
Lt Colonel & below	17382	17881	18125	18212	18360	18186	17648
<u>Navigators</u>							
Colonel & General	6	16	16	15	17	12	14
Lt Colonel & below	6956	7006	7056	6985	6959	6463	6349
TOTAL	24800	25563	25835	25903	26039	25353	24679

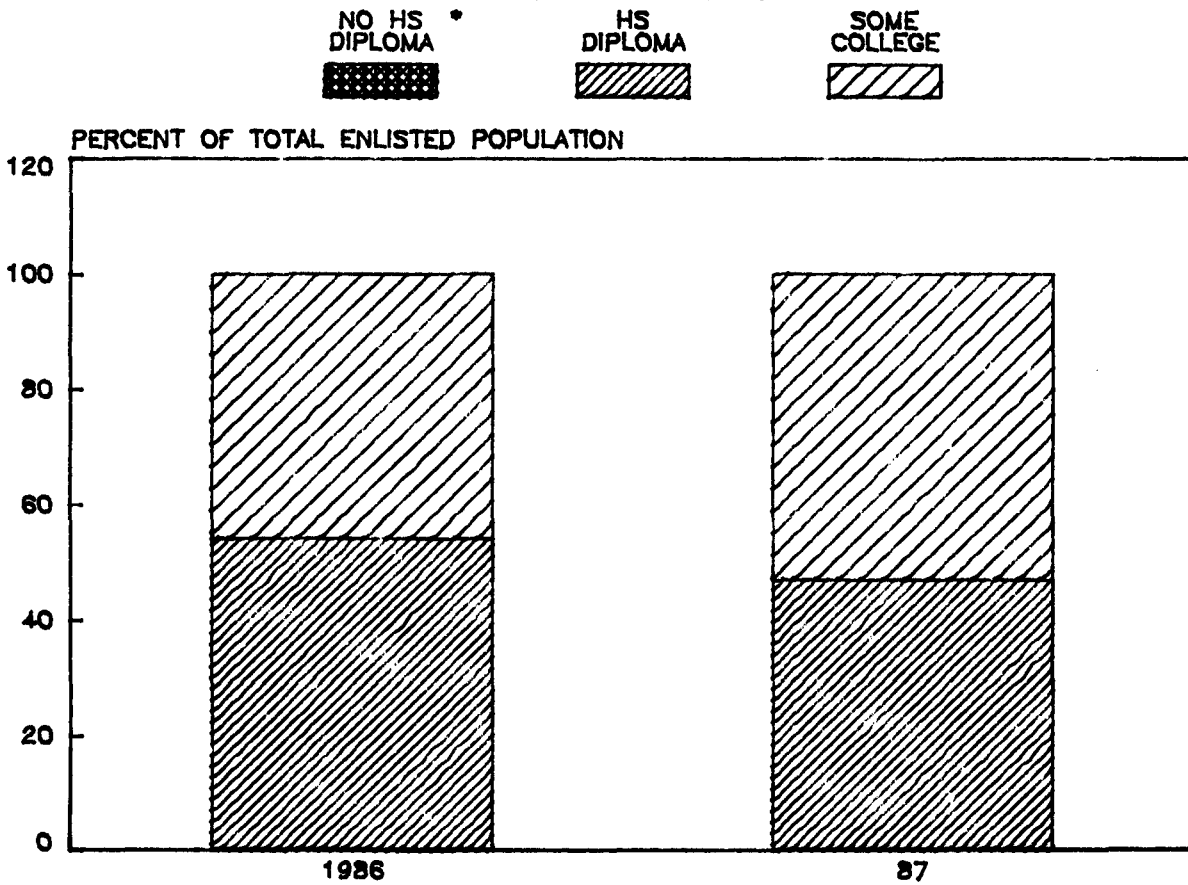
Footnote:

1/ Excludes trainees.

OPR: AF/DPXF, Lt Col N C McCaslin, Ext 77005, 5C369.  
Data Source: AF/XOOTW data base, ACIP-T02.

FIGURE C-3

AIR FORCE ENLISTED POPULATION  
EDUCATION TRENDS



	FISCAL YEARS		
	* NO HS Diploma	HS Diploma	Some College/ or with College Diploma
FY 1986	<0.2%	53.5%	45.9%
FY 1987	<0.1%	46.9%	53.0%

DATA SOURCE: AF/DPPP, MS J BREEDEN, EXT 56711.

TABLE C-20  
ENLISTED ACCESSIONS BY EDUCATIONAL LEVEL AND GENDER  
 As of Sep 1987

	Fiscal Year						
	1980	1982	1983	1984	1985	1986	1987
<b><u>NON-PRIOR SERVICE</u></b>							
<b><u>Non-High School Graduate</u></b>							
Men	3042	1135	1024	751	741	106	84
Women	518	96	101	76	81	27	18
Total	3102	1231	1125	827	822	133	102
<b><u>High School Graduate</u></b>							
Men	52888	53424	42769	41287	44626	44292	37388
Women	12739	7528	6776	6503	8538	9396	8142
Total	65627	60952	49545	47790	53164	53688	45530
<b><u>Less than 2 Years College- No Degrees</u></b>							
Men	904	1052	2275	2688	2620	2269	2037
Women	267	255	512	664	693	702	524
Total	1171	1307	2787	3352	3313	2971	2561
<b><u>Greater than 2 Years College</u></b>							
Men	813	2682	4767	5548	5281	5102	4322
Women	288	655	1166	1319	1478	1650	1281
Total	1101	3337	5933	6867	6759	6752	5603
<b><u>Greater than or Equal To One College Degree</u></b>							
Men	274	500	771	881	690	600	857
Women	112	211	328	292	269	256	347
Total	386	711	1099	1173	959	856	1204
<b><u>Total</u></b>							
Men	57921	58793	51606	51155	53958	52369	44688
Women	13917	8745	8883	8854	11059	12031	10312
Total	71838	67538	60489	60009	65017	64400	55000
<b><u>REENLISTMENT</u></b>							
<b><u>Non-High School Graduate</u></b>							
Men	18	0	156	46	124	78	3
Women	2	0	8	8	5	9	0
Total	20	0	164	54	129	87	3
<b><u>High School Graduate</u></b>							
Men	2408	5517	2654	817	1539	1516	818
Women	195	302	113	37	106	173	105
Total	2603	5819	2767	854	1645	1689	923

TABLE C-20 (Cont'd)  
ENLISTED ACCESSIONS BY EDUCATIONAL LEVEL AND GENDER  
As of Sep 1987

	Fiscal Year						
	1980	1982	1983	1984	1985	1986	1987
<u>REENLISTMENT (Cont'd)</u>							
<u>Less than 2 Years College</u>							
<u>No Degree</u>							
Men	110	39	38	31	46	108	30
Women	22	3	2	0	0	13	6
Total	132	42	40	31	46	121	36
<u>Greater than 2-Years College - No Degree</u>							
Men	86	150	84	86	129	32	24
Women	14	15	5	2	11	6	7
Total	100	165	89	88	140	38	31
<u>One or More Degrees</u>							
Men	157	117	150	40	42	38	29
Women	10	8	10	3	2	6	7
Total	167	125	160	43	44	44	36
<u>Total</u>							
Men	2779	5823	3082	1020	1880	1772	904
Women	243	328	138	50	124	207	125
Total	3022	6151	3220	1070	2004	1979	1029
<u>OFFICER TRAINING SCHOOL (OTS)</u>							
<u>High School Graduate</u>							
Men	0	184	219	180	155	177	202
Women	0	23	28	34	27	29	27
Total	0	207	247	214	182	206	229
<u>&gt; 2 Years College-</u>							
<u>No Degree</u>							
Men	0	202	308	228	76	9	0
Women	0	10	19	22	6	2	0
Total	0	212	327	250	82	11	0
<u>One or More Degrees</u>							
Men	2498	2330	1977	1559	2407	1657	926
Women	830	101	99	159	451	218	157
Total	3328	2431	2076	1718	2858	1875	1083

TABLE C-20 (Cont'd)  
ENLISTED ACCESSIONS BY EDUCATIONAL LEVEL AND GENDER  
 As of Sep 1987

	Fiscal Year						
	1980	1982	1983	1984	1985	1986	1987
<b>OFFICER TRAINING SCHOOL (Cont'd)</b>							
<u>Total</u>							
Men	2498	2716	2504	1967	2638	1843	1128
Women	830	134	146	215	484	249	184
Total	3328	2850	2650	2182	3122	2092	1312

---

Footnote:

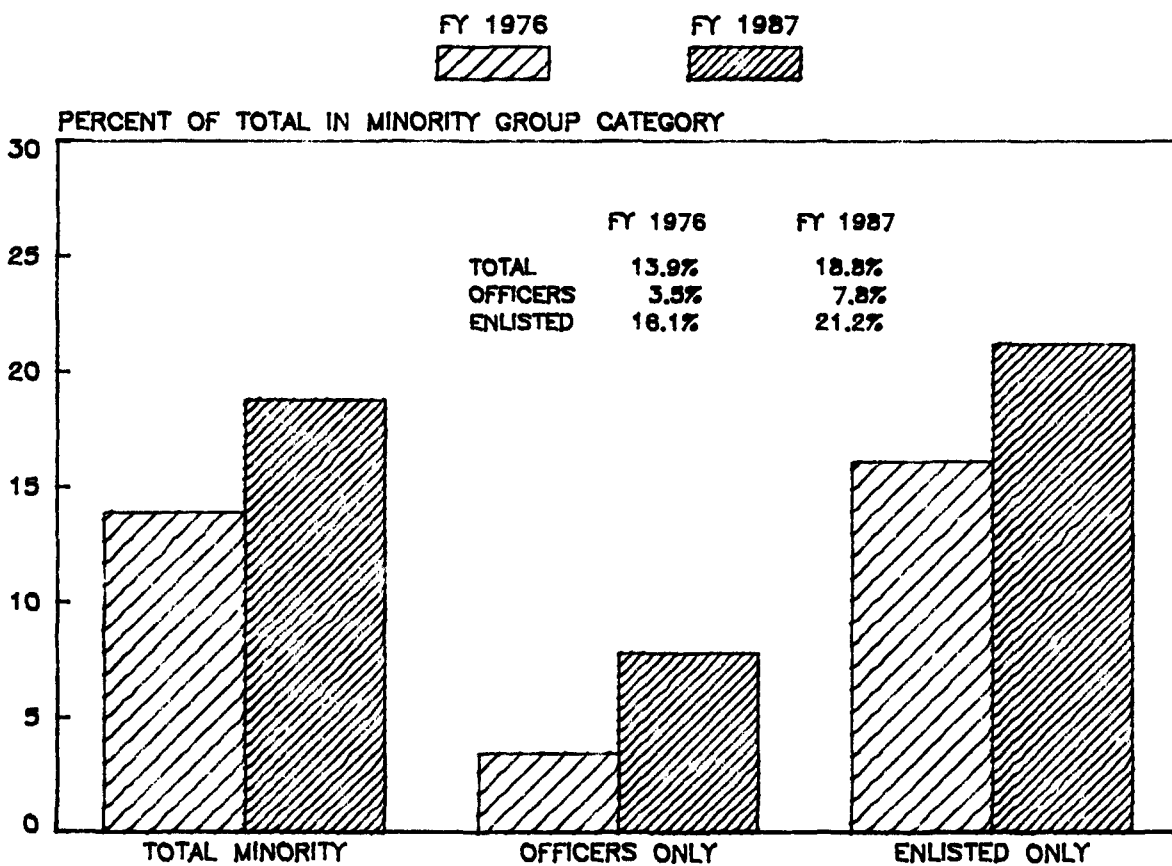
1/ OTS are assessed as enlisted personnel and only become members of officer corps upon graduation from OTS. (Note: ROTC is not considered as part of enlisted corps.)

---

OPR: AF/DPPP, Ms J E Breeden, Ext 56711.

FIGURE C-4

AIR FORCE ACTIVE MILITARY MINORITIES (RACIAL)  
AS A PERCENT



DATA SOURCE: "UNITED STATES AIR FORCE BUDGET BOOK,"  
FY 88/89 (AMENDED), TABLE D-7.



TABLE C-21

MILITARY MINORITY POPULATION BY GRADE 1/  
As of Sep 1987

	Fiscal Year						
	1980	1982	1983	1984	1985	1986	1987
<b>OFFICER</b>							
General							
Black	10	9	6	8	6	6	4
Other	2	1	2	2	2	1	1
Colonel							
Black	94	101	106	112	116	129	129
Other	49	49	56	61	65	75	78
Lt Colonel							
Black	266	298	293	270	253	238	245
Other	160	203	197	206	212	205	195
Major							
Black	429	449	454	501	624	709	814
Other	353	319	322	295	287	274	272
Captain							
Black	1582	2093	2534	2821	2993	3165	3205
Other	499	542	633	710	778	831	902
1st Lieutenant							
Black	876	1349	1207	1122	1078	940	827
Other	202	364	347	338	346	369	401
2nd Lieutenant							
Black	1130	882	960	880	798	672	553
Other	400	316	320	343	396	428	395
<b>Total Officers</b>							
Black	4387	5181	5560	5714	5868	5859	5777
Other	1665	1794	1877	1955	2086	2183	2244
<b><u>ENLISTED</u></b>							
Chief Master Sergeant							
Black	430	506	519	539	542	578	633
Other	44	58	65	68	69	70	67
Senior Master Sergeant							
Black	1091	1283	1401	1428	1445	1420	1393
Other	116	140	140	142	136	141	149
Master Sergeant							
Black	4624	5122	5212	5588	5899	6337	6706
Other	494	538	596	653	714	810	903

TABLE C-21 (Cont'd)

MILITARY MINORITY POPULATION BY GRADE 1/  
As of Sep 1987

	Fiscal Year						
	1980	1982	1983	1984	1985	1986	1987
<b>ENLISTED (Cont'd)</b>							
Technical Sergeant							
Black	7880	8870	9437	10082	10493	11093	10980
Other	829	1080	1231	1390	1555	1679	1763
Staff Sergeant							
Black	18820	19846	20156	20524	20683	21284	21350
Other	2576	3190	3349	3567	3841	4141	4258
Sergeant							
Black	16762	19515	20115	19613	22266	21375	22119
Other	3659	3688	3828	3982	4392	4567	5231
Airman 1st Class							
Black	16404	19042	19523	19368	14901	14474	16141
Other	3428	4207	4260	452	4225	4469	5056
Airman							
Black	4556	4106	3647	122	4448	6160	4528
Other	956	850	721	872	1336	1816	1483
Airman Basic							
Black	3928	3430	2619	2618	3504	3212	2277
Other	847	689	736	774	1044	975	892
Total Enlisted							
Black	74495	81720	82629	82882	84181	85933	86127
Other	12949	14440	14926	15975	17312	18668	19802
<b>TOTAL OFFICERS &amp; ENLISTED</b>							
Black	78882	86901	88189	88596	90049	91792	91904
Other	14614	16234	16803	17930	19398	20851	22046
<b>GRAND TOTAL</b>	<b>93496</b>	<b>103135</b>	<b>104992</b>	<b>106526</b>	<b>109447</b>	<b>112643</b>	<b>113950</b>

**Footnote:**

1/ Does not include nonchargeables.

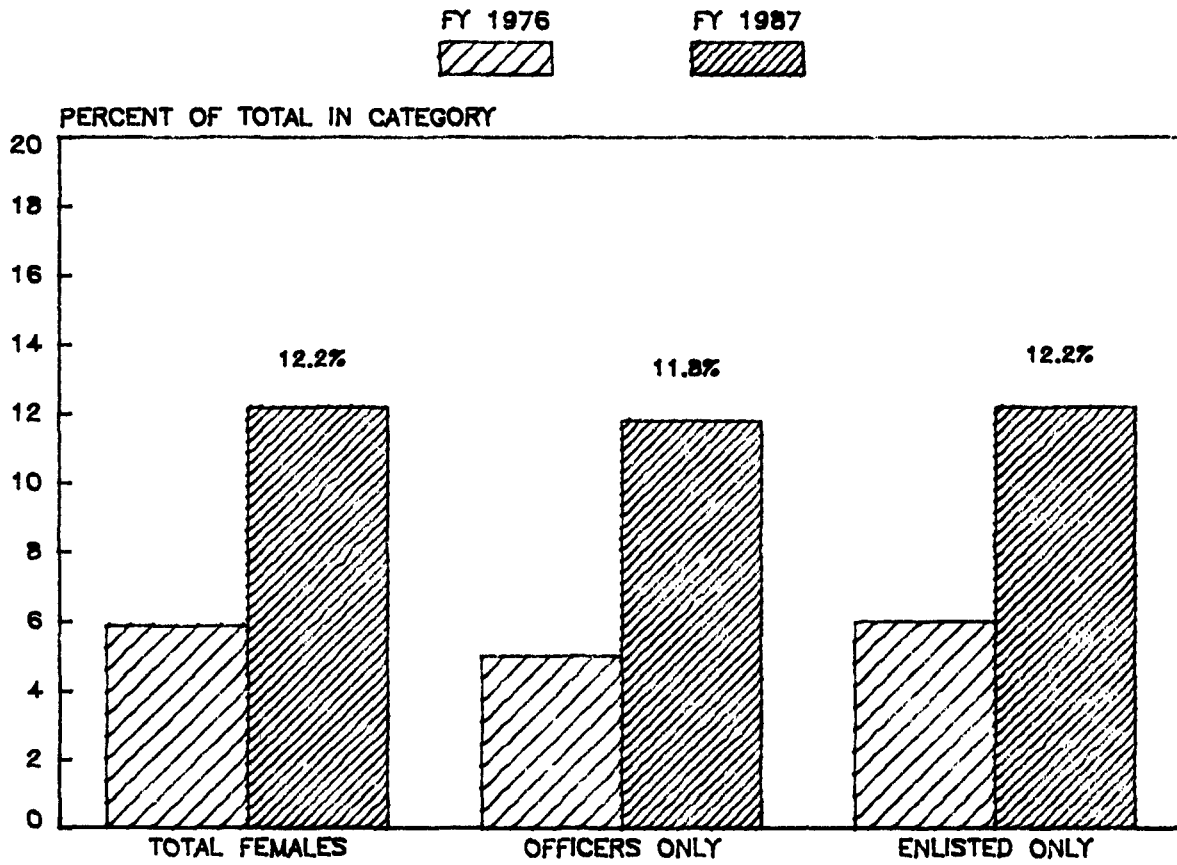
**OPR:**

Officers: AF/DPPP, Mr B Starry, Ext 78915, 4E153.

Enlisted: AF/DPPP, Ms J E Breeden, Ext 56711, 4E153.

FIGURE C-5

AIR FORCE ACTIVE DUTY MILITARY FEMALE POPULATION



DATA SOURCE: "UNITED STATES AIR FORCE BUDGET BOOK,"  
FY 88/89 (AMENDED), TABLE D-8.

TABLE C-22

MILITARY WOMEN BY GRADE 1/  
As of Sep 1987

GRADE	FISCAL YEAR						
	1980	1982	1983	1984	1985	1986	1987
<u>OFFICERS</u>							
General	3	2	3	3	2	2	2
Colonel	60	76	77	81	92	92	108
Lt Colonel	307	328	334	352	383	408	466
Major	735	769	930	1062	1189	1334	1490
Captain	2889	3903	4616	5312	5553	5702	5847
1st Lieutenant	1918	3064	2627	2141	2208	2386	2546
2nd Lieutenant	2591	1800	1973	2283	2500	2453	2183
I. TOTAL OFFICERS	8503	9942	10560	11234	11927	12377	12642
<u>ENLISTED</u>							
Chief Master Sergeant	12	14	13	14	20	22	23
Senior Master Sergeant	28	32	29	36	62	86	132
Master Sergeant	111	192	259	392	618	945	1267
Technical Sergeant	458	1198	1815	2487	3142	3992	4680
Staff Sergeant	7339	10592	11996	13702	14709	15509	15155
Sergean	15171	18245	18877	16782	16740	15742	16400
Airman First Class	17468	17588	15815	16113	13695	13730	16136
Airman	6073	3357	3336	2942	4460	6719	5399
Airman Basic	4737	2767	2637	2867	4140	3949	3474
II. TOTAL ENLISTED	51397	53985	54777	55335	57586	60694	62666
III. TOTAL CADETS	504	521	528	547	548	533	573
GRAND TOTAL	60404	64448	65865	67116	70061	73604	75881

Footnote:

1/ Excludes nonchargeables.

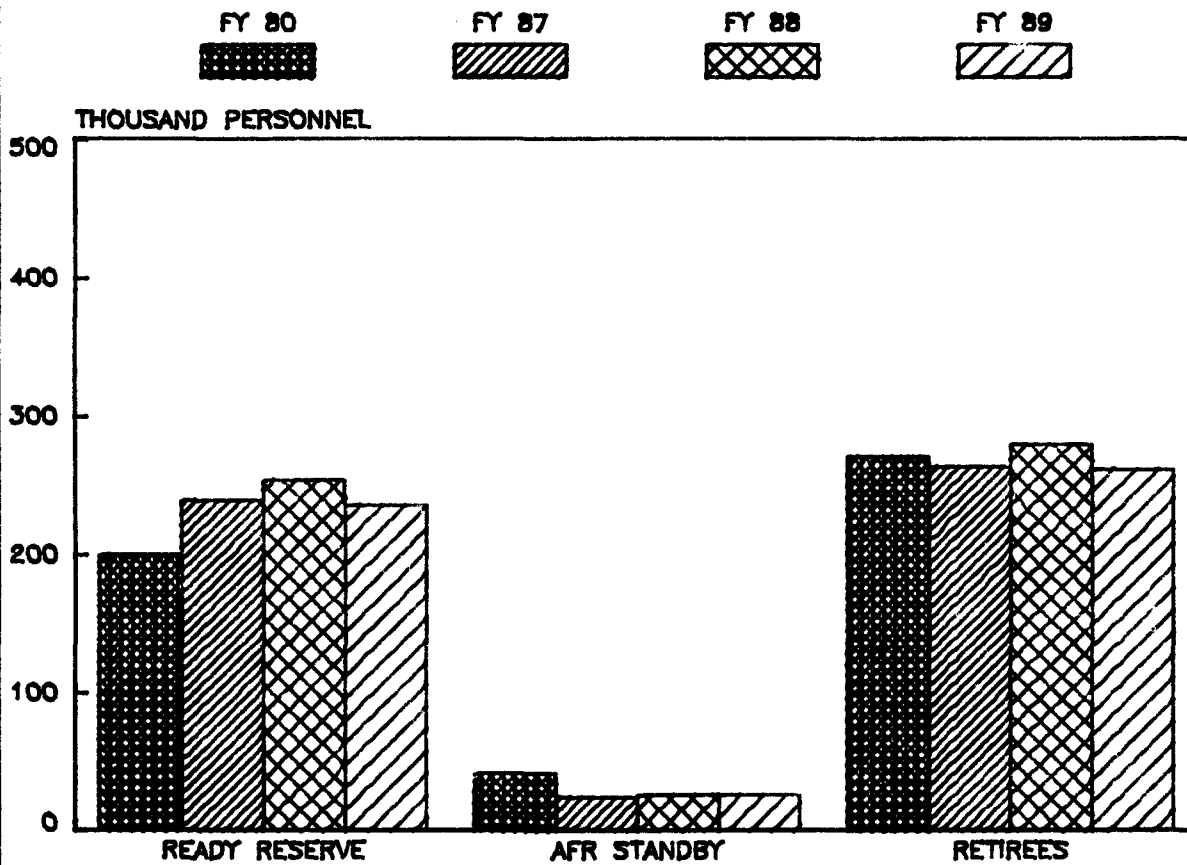
OPR:

Officers - AF/DPPP, Mr B Starry, Ext 78915, 4E153.

Enlisted - AF/DPPP, Ms J E Breeden, Ext 56711, 4E153.

FIGURE C-6

AIR RESERVE FORCES  
(READY RESERVE, AFR STANDBY, RETIREES)



Data Source: UNITED STATES AIR FORCE SUMMARY, FY 1988/1989  
(AMENDED), TABLE C-23.

TABLE C-23

AIR RESERVE FORCES  
(Thousands)  
As of Feb 1988

	Fiscal Year							
	1982	1984	1985	1986	1987	1988 (Est)	1989 (Est)	1990 (Est)
<u>READY RESERVE</u>								
ANG Paid								
Officers	12.5	12.8	13.0	13.4	13.8	14.5	14.3	14.3
Enlisted	88.1	92.2	96.4	99.2	100.8	101.4	100.9	100.8
AFR (Sel Res) <u>1/</u>	64.4	70.3	75.2	78.5	80.4	82.4	83.6	83.9
AFR (IRR) <u>2/</u>	38.1	37.2	42.3	44.6	43.8	55.2	36.6	43.7
TOTAL	203.2	212.6	226.9	235.7	238.8	253.5	235.4	242.7
AFR STANDBY	32.5	29.5	28.3	25.8	24.5	26.2	26.2	26.2
Sub-Total	235.7	242.1	255.2	261.5	263.3	279.7	261.6	268.9
Retirees	234.6	211.5	200.0	195.8	206.7	203.2	202.7	202.6
GRAND TOTAL	470.3	453.6	455.2	457.4	470.0	482.9	464.3	471.5

## Footnotes:

1/ "Selected Reserve" includes Category D (Active Duty Training Only) participants.

2/ Does not include training/pay categories J and K.

OPR: AF/REPP, Ms N Massie, Ext 55841, BF655.  
NGB/MPM, Ms M A Guy, Ext 56216, 2E375.

TABLE C-24

AIR FORCE RESERVE PERSONNEL  
As of Feb 1988

	Fiscal Year						
	1980	1982	1983	1984	1985	1986	1987
<u>OFFICER</u>							
A. READY RESERVE							
<u>1. Paid</u>							
<u>a. 48 Annual Drills (Units)</u>							
A-10	-	237	314	332	349	356	370
A-37	329	-	-	-	-	-	-
C-5 (Assoc)	341	409	406	355	375	386	386
C-5 (Equipped)	-	-	-	-	132	158	165
C-7	233	216	89	-	-	-	-
C-9	47	49	51	52	48	58	58
C-123	430	83	11	10	9	5	-
C-130	1193	1441	1496	1600	1616	1532	1633
AC-130	125	124	126	130	129	131	140
WC-130	95	104	101	100	110	106	33
C-141 (Associate)	1535	1327	1297	1311	1370	1355	1332
C-141 (Equipped)	-	-	-	-	-	122	130
F-4	101	469	528	574	608	599	578
F-16	-	-	-	85	102	113	176
F-105	253	70	79	-	-	-	-
CH-3	25	26	25	25	25	23	17
KC-10	-	26	51	83	113	150	190
KC-135	264	290	288	301	304	296	295
Aerial Port Sqd	193	229	240	250	250	251	272
Aeromed Evac Units	604	727	894	1016	1110	1149	1185
Aero Rescue & Recov	171	171	170	168	175	183	184
Numbered Air Forces	217	223	214	232	227	231	241
CE Sqd(Heavy Rep)	17	17	18	18	17	15	17
CE Units	144	207	209	241	272	349	395
Combat Log Spt Sqd	-	34	35	36	36	34	39
Maint & Supply Sqd	37	-	-	-	-	-	-
Med Service Sqd	367	415	493	631	751	765	806
Mobilization Aug	328	371	370	407	408	440	467
Basic Mil Tng Sqd	-	-	-	-	2	1	1
Info Sys Sqd	-	-	-	-	-	38	50
Comm Security	-	5	4	8	11	10	10
Total	7049	7270	7509	7965	8549	8856	9170
<u>b. 24 Annual Drills</u>							
Mobilization Aug	5787	6013	6357	6489	6579	6724	7017
<u>c. Full-Time</u>	131	137	140	139	155	168	177
<u>d. Active Duty</u>	781	470	411	385	332	266	196
<b>Total PAID (Sel Res)</b>	<b>13748</b>	<b>13890</b>	<b>14417</b>	<b>14978</b>	<b>15615</b>	<b>16014</b>	<b>16560</b>

TABLE C-24 (Cont'd)

AIR FORCE RESERVE PERSONNEL  
As of Feb 1988

	Fiscal Year						
	1980	1982	1983	1984	1985	1986	1987
<b>2. NON-PAID</b>							
a. <u>Obligated Res.</u>	4903	5681	5481	5041	5236	6107	6834
b. <u>Reinforcement Designees</u>	1778	2042	2189	2112	1962	2135	1982
c. <u>Chaplains/Legal</u>	256	308	307	297	313	301	301
d. <u>Other</u>	1676	1616	1547	1468	1351	1253	1289
<b>Total Non-Paid (IRR)</b>	<b>8613</b>	<b>9647</b>	<b>9524</b>	<b>8918</b>	<b>8862</b>	<b>9796</b>	<b>10406</b>
<b>TOTAL READY RESERVE</b>	<b>22361</b>	<b>23537</b>	<b>23941</b>	<b>23896</b>	<b>24477</b>	<b>25810</b>	<b>26966</b>
<b>B. STANDBY</b>							
1. <u>Active</u>	6361	5184	4124	3898	4158	4648	5387
2. <u>Inactive</u>	29722	24360	24309	24207	23040	20459	17964
<b>TOTAL STANDBY</b>	<b>36083</b>	<b>29544</b>	<b>28433</b>	<b>28105</b>	<b>27198</b>	<b>25107</b>	<b>23351</b>
<b>C. RETIRED TOTAL</b>	<b>108589</b>	<b>109914</b>	<b>110457</b>	<b>110957</b>	<b>108747</b>	<b>108013</b>	<b>118269</b>
<b>OFFICER GRAND TOTAL</b>	<b>167033</b>	<b>162995</b>	<b>162831</b>	<b>162958</b>	<b>160422</b>	<b>158930</b>	<b>168586</b>

<u>ENLISTED</u>							
<b>A. READY RESERVE</b>							
1. <u>PAID</u>							
a. <u>48-Annual Drills (Units)</u>							
A-10	-	1566	2364	2678	3003	2952	3040
A-37	1938	-	-	-	-	-	-
C-5 (Assoc)	2564	2742	2738	2736	2769	2887	2835
C-5 (Equip)	-	-	-	-	893	1242	1313
C-7	1166	1010	405	-	-	-	-
C-9	146	158	154	160	156	148	145
C-123	2223	488	25	29	29	26	-
AC-130	846	834	862	863	936	892	902
C-130	6460	7477	7441	7863	8002	7353	7538
C-141 (Equip)	-	-	-	-	-	544	674



TABLE C-24 (Cont'd)

AIR FORCE RESERVE PERSONNEL  
As of Feb 1988

	Fiscal Year						
	1980	1982	1983	1984	1985	1986	1987
<b>A. READY RESERVE (Cont'd)</b>							
<b>1. PAID (Cont'd)</b>							
WC-130	415	429	423	430	462	431	174
C-141 (Assoc)	7249	7313	7350	7450	7853	7637	7308
F-4	560	3169	3506	3867	4130	4050	3928
F-16	-	-	-	705	813	806	1262
F-105	1905	629	623	-	-	-	-
CH-3	118	134	119	119	123	140	64
KC-10	-	29	56	89	114	152	345
KC-135	1592	1775	1721	1686	1738	1675	1626
Comm Sec	-	20	24	49	73	46	56
Aerial Port Sqd	6083	7670	8196	8716	8810	8701	8663
Aeromed Evac Uts	1250	1523	1745	1896	1929	1897	1934
Aero Rescue & Recovery Sqd	623	673	673	704	747	834	824
Civ Eng Sqd (Heavy Repair)	366	360	364	371	390	381	387
Civ Eng Units	3301	4478	4420	4852	5729	6668	7140
Combat Log Spt Squadron	-	1414	1432	1532	1537	1464	1445
Maint & Sply Sqd	1343	-	-	-	-	-	-
Med Svc Sqd	1389	1647	1896	2286	2714	2713	2729
Ind Mob Augm't	3	54	111	141	161	157	172
Numbered AFs	202	204	217	230	244	263	269
Basic Mil Tng Squadrons	-	-	7	14	39	59	68
Info Sys Sqd	-	-	-	-	-	1081	1043
ESC Scty Pol Sqd	-	-	-	-	-	21	20
<b>Total</b>	<b>41742</b>	<b>45796</b>	<b>46872</b>	<b>49466</b>	<b>53394</b>	<b>55220</b>	<b>55904</b>
<b>b. 24-Annual Drills</b>							
Ind Mob Aug	2461	2943	3772	4090	4075	4562	5030
<b>c. Non-Prior Svc (NPS) Active Dty (Tng)</b>	<b>973</b>	<b>1233</b>	<b>1505</b>	<b>1136</b>	<b>1208</b>	<b>1284</b>	<b>1697</b>
<b>d. NPS Delay w/Pay</b>	<b>367</b>	<b>179</b>	<b>244</b>	<b>177</b>	<b>380</b>	<b>890</b>	<b>685</b>

TABLE C-24 (Cont'd)

AIR FORCE RESERVE PERSONNEL  
As of Feb 1988

	Fiscal Year						
	1980	1982	1983	1984	1985	1986	1987
<u>ENLISTED (Cont'd)</u>							
<u>A. READY RESERVE (Cont'd)</u>							
<u>1. PAID</u>							
<u>e. Full Time</u>	411	320	325	350	415	444	452
<u>f. Active Duty</u>	115	82	92	121	127	105	87
Total Paid (Sel Res)	46069	50553	52810	55340	59599	62505	63855
<u>2. NON-PAID</u>							
<u>a. NPS Delay</u>	271	278	318	280	251	1	-
<u>b. Obl Res</u>	36397	28607	25646	25054	31114	31894	29947
<u>c. Reinforcement     Designees</u>	188	4857	7376	6731	5757	7017	7935
Total Non-Paid (IRR)	36856	33742	33340	32065	37122	38912	37882
TOTAL READY RES	82925	84295	86150	87405	96721	101417	101737
<u>B. STANDBY</u>							
<u>1. Active</u>	3578	2577	506	1438	1119	710	1112
<u>Inactive</u>	1698	393	-	-	4	6	16
TOTAL STANDBY	5276	2970	<u>1/</u> 506	1438	1123	716	1128
<u>C. RETIRED TOTAL</u>	162125	124650	<u>2/</u> 111376	<u>2/</u> 100561	<u>2/</u> 91256	<u>2/</u> 87842	<u>2/</u> 88410
GRAND TOTAL: ENLISTED	250326	211915	198032	189404	189100	189975	191275

## Footnotes:

1/ Enlisted inactive standby deleted.

2/ Enlisted over 30 years total active and retired service excluded;  
transferred to Retired Regular.

OPR: Mrs N Massie, AF/REPP, Ext 55841, BF655.

TABLE C-25

RETIRED MILITARY POPULATION BY GRADE 1/  
As of Feb 1988

GRADE	Fiscal Year			
	1984	1985	1986	1987
<b>OFFICERS:</b>				
General	1,695	1,740	1,761	1,774
Colonel	24,037	24,685	25,063	25,237
Lieutenant Colonel	64,158	65,385	65,827	66,092
Major	36,998	38,056	38,666	39,165
Captain	8,067	8,305	8,450	8,554
1st Lieutenant	3,009	2,939	2,866	2,819
2nd Lieutenant	1,051	1,031	1,009	1,002
Warrant Officer	4,767	4,633	4,489	4,397
<b>Total Officer</b>	<b>143,782</b>	<b>146,774</b>	<b>148,131</b>	<b>149,040</b>
<b>ENLISTED:</b>				
Master Sergeant	23,463	24,517	25,296	25,679
Senior Master Sergeant	37,343	38,667	39,618	40,152
Master Sergeant	126,808	130,145	133,571	135,161
Technical Sergeant	110,929	111,375	111,500	111,424
Staff Sergeant	43,886	43,310	42,699	42,357
Sergeant	4,474	4,479	4,504	4,480
Airman 1st Class	1,541	1,508	1,503	1,489
Airman	422	407	397	394
Airman Basic	154	136	133	126
<b>Total Enlisted</b>	<b>349,020</b>	<b>354,544</b>	<b>359,221</b>	<b>361,262</b>
<b>GRAND TOTAL</b>	<b>492,802</b>	<b>501,318</b>	<b>507,352</b>	<b>510,302</b>

**Footnote:**

1/ Includes Title III which covers Reserve personnel retired at age 60.  
Includes only those paid by DoD.

OPR: AF/DPPB, Ms A J Rodriguez, Ext 56012, Room 4C239.  
End of Fiscal Year RCS HAF-DPP(M) 7126 Report,  
"Retired Personnel Receiving Pay By Grade";  
AFAFC, Mr. W Massey, AV-926-7010.

TABLE C-26

RETIRED MILITARY BY TYPE OF DISABILITY  
(Thousands)  
As of Feb 1988

NUMBER ON ROLE AT END OF FISCAL YEAR <u>1/</u>						
	1982	1983	1984	1985	1986	1987
<u>OFFICER</u>						
Non-Disability	119,273	123,805	128,423	131,741	133,418	135,610
Temporary Disability	280	323	358	370	326	254
Permanent Disability	15,783	15,403	15,001	14,663	14,387	14,055
Total	135,336	139,531	143,782	146,774	148,131	149,919
<u>ENLISTED</u>						
Non-Disability	311,744	317,351	323,568	329,405	334,348	339,055
Temporary Disability	1,548	1,617	1,657	1,748	1,640	1,216
Permanent Disability	25,025	24,384	23,795	23,391	23,233	23,041
Total	338,317	343,352	349,020	354,544	359,221	363,312
<u>TOTAL MILITARY</u>						
Non-Disability	431,017	441,156	451,991	461,146	467,766	474,665
Temporary Disability	1,828	1,940	2,015	2,118	1,966	1,470
Permanent Disability	40,808	39,787	38,796	38,054	37,620	37,092
GRAND TOTAL	473,653	482,883	492,802	501,318	507,352	513,231

**Footnote:**

1/ Includes Title III which covers Reserve personnel retired at age 60.

OPR: Air Force Retired Pay Budget Submissions, AF/DPPB, Ms A Rodriguez,  
Ext 56012, 4C239.

TABLE C-27

USAF MILITARY RETIREMENT PROGRAM  
(Cost in Billions)

CURRENT DOLLARS

	FY 85	FY 86	FY 87	(Est) FY 88	(Est) FY 89
Officer	\$2.915	\$2.971	\$3.044	\$3.145	\$3.249
Enlisted	3.431	3.509	3.601	3.724	3.839
Survivor Benefits	0.138	0.150	0.171	0.195	0.210
<b>Total</b>	<b>\$6.484</b>	<b>\$6.631</b>	<b>\$6.816</b>	<b>\$7.064</b>	<b>\$7.298</b>
<u>CONSTANT FY 89 DOLLARS</u> 1/					
Officer	\$3.286	\$3.222	\$3.228	\$3.264	\$3.249
Enlisted	3.868	3.806	3.818	3.863	3.839
Survivor Benefits	0.156	0.163	0.181	0.202	0.210
<b>Total</b>	<b>\$7.310</b>	<b>\$7.191</b>	<b>\$7.227</b>	<b>\$7.429</b>	<b>\$7.298</b>

RECIPIENTS  
(Population in Thousands)

	FY 85	FY 86	FY 87	(Est) FY 88	(Est) FY 89
Officer	146.8	148.1	149.9	152.7	155.6
Enlisted	354.5	359.2	363.3	368.8	374.4
Survivor Benefits	26.3	26.2	32.4	35.2	38.3
<b>Total</b>	<b>\$527.6</b>	<b>\$533.5</b>	<b>\$545.6</b>	<b>\$556.7</b>	<b>\$568.3</b>

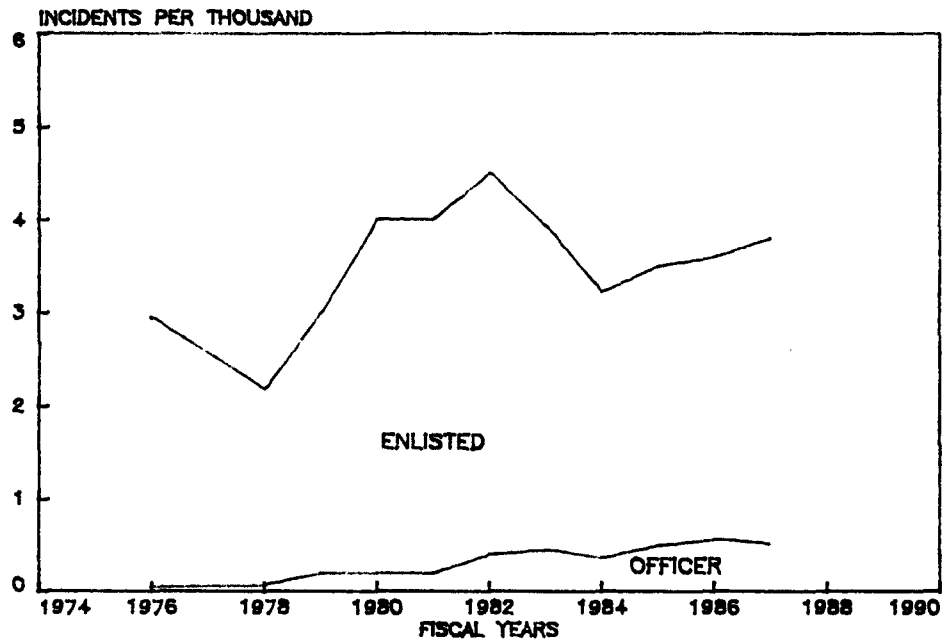
Footnote:

1/ Converted by AF/ACCE, L Col J B Streets, using indices from USAF SUMMARY, Table A-19.

OPR: AF/DPPB, Ms A Rodriguez, Ext 56012.

**FIGURE C-7**  
**AIR FORCE COURTS MARTIAL ACTIVITY**  
**(INCIDENTS PER THOUSAND MILITARY POPULATION)**

OFFICERS                      ENLISTED



**AIR FORCE ARTICLE 15 ACTIVITY**  
**(INCIDENTS PER THOUSAND MILITARY POPULATION)**

OFFICERS                      ENLISTED

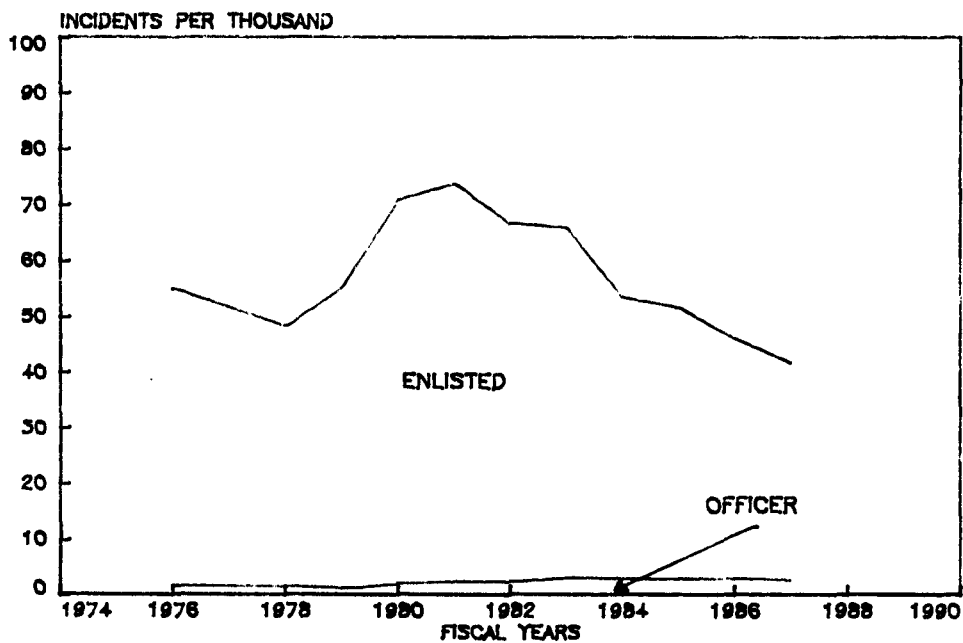


TABLE C-28

**SCHEDULE OF CIVILIAN PERMANENT AIR FORCE POSITIONS**  
(Paid From Funds Available to the Air Force)  
As of Feb 1988

Grade	Fiscal Year				
	1983	1984	1985	1986	1987
<u>Executive Level</u>	5	5	5	5	5
<u>Executive Service</u>	225	229	229	229	222
<u>General Schedule</u>					
GS-18 1/	1	1	1	1	1
GS-17 1/	0	0	0	0	0
GS-16 1/	2	2	2	1	1
GS/GM-15	1012	1050	1130	1130	1169
GS/GM-14	3169	3214	3427	3496	3651
GS/GM-13	8970	8381	8756	9014	9263
GS-12	17244	17221	18461	18738	19446
GS-11	16982	17258	18066	18365	19446
GS-10	1195	860	910	880	914
GS-9	18521	17107	17442	18158	19513
GS-8	3120	1970	2225	2159	2198
GS-7	14075	12679	14334	14793	14462
GS-1/6	57351	54541	58946	56681	53720
Total GS	141642	134284	143700	143650	144011
<u>U.S.C.1581;Sci &amp; Prof 1/</u>	6	6	6	5	6
<u>Ungraded 2/</u>	79999	87519	83444	86255	83000
<b>GRAND TOTAL</b>	<b>221877</b>	<b>222043</b>	<b>227384</b>	<b>229910</b>	<b>227017</b>

**Footnotes:**

- 1/ Effective July 1979, Executive Level V, GS-18, GS-17, GS-16 and the Secretary of Defense Scientific and Professional (10 U.S.C.1581) positions were incorporated into Executive Svc positions.
- 2/ Not GS, General Manager, Executive Level, or Executive Svc personnel, but Wage Board, Wage Leader and Wage Supervisor, e.g., "blue collar" and local foreign national employees.

OPR: AF/DPCX, Ms R Looney, Ext 42478, 4E240.

# FORCES / OPERATIONS



FIGURE D-1  
AIR FORCE AIRCRAFT INVENTORY  
ACTIVE AND RESERVE UNITS

ACTIVE FORCES      RESERVE FORCES  
———                      ······

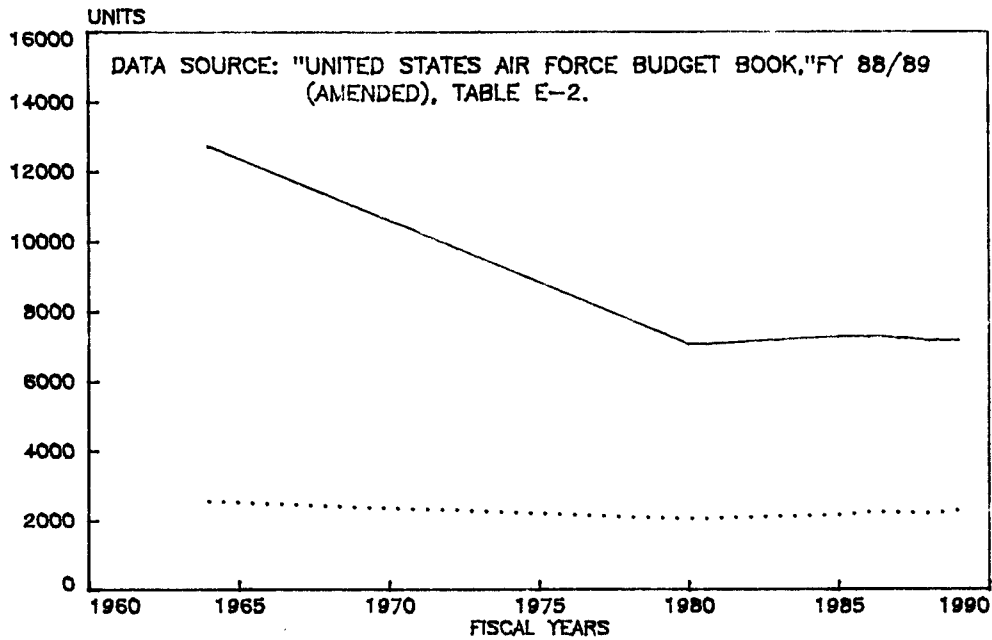


FIGURE D-2  
AIR FORCE ACTIVE AND RESERVE AIRCRAFT FLYING HOURS

ACTIVE FORCES      RESERVE FORCES  
———                      ······

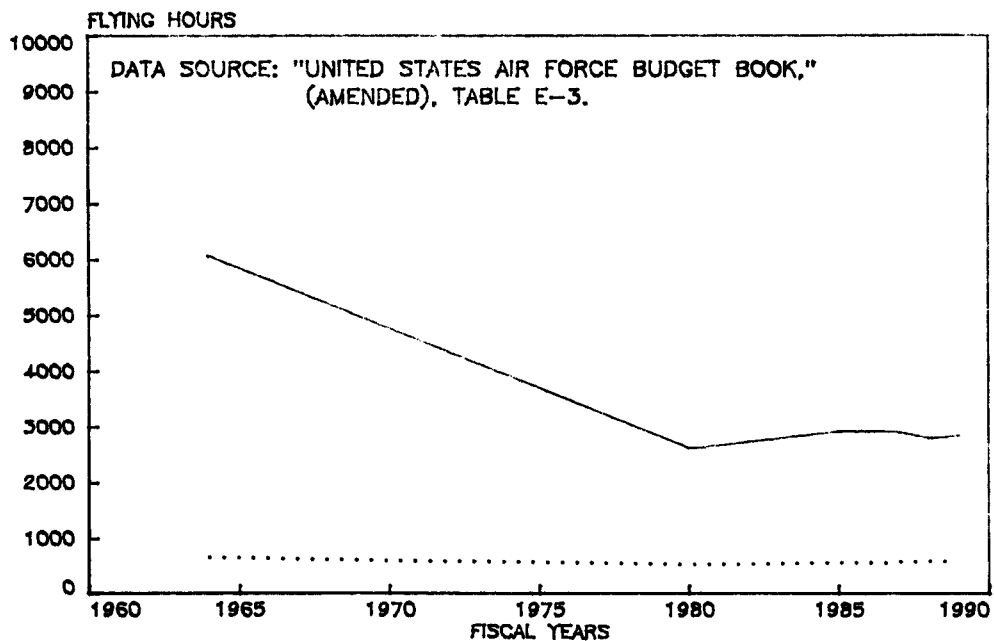


TABLE D-1

TOTAL ACTIVE AIRCRAFT INVENTORY, REGULAR AIR FORCE,  
AIR FORCE RESERVE, AND AIR NATIONAL GUARD 1/

FISCAL YEAR	ACTIVE AIRCRAFT INVENTORY			
	REGULAR AIR FORCE (AF)	AIR FORCE RESERVE (AFR)	AIR NATIONAL GUARD (ANG)	TOTAL AIR FORCE
1973	8538	406	1855	10799
1974	7930	428	1798	10156
1975	7239	448	1647	9334
1976	7181	467	1617	9265
1977	7189	478	1560	9227
1978	7093	478	1539	9110
1979	6922	487	1522	8931
1980	7010	474	1560	9044
1981	7069	452	1636	9157
1982	7104	447	1647	9198
1983	7169	458	1703	9330
1984	7228	464	1688	9448
1985	7271	468	1688	9427
1986	7245	467	1782	9494
1987	7179	502	1732	9413

**Footnote:**

1/ Data for FY 76 through FY 87 do not include classified aircraft.

OPR: AF/PRPRS, Ext 77518, 5C231.

TABLE D-2

USAF FLYING SQUADRONS BY MISSION 1/  
As of Feb 1988

FISCAL YEAR	64	80	85	86	87	*88	*89
-------------	----	----	----	----	----	-----	-----

\*Estimate

ACTIVE FORCES

Strategic Bomber	42	25	22	22	23	25	25
Air Refueling	41	33	32	36	36	36	37
Strategic Cmd & Control	13	6	6	6	6	6	6
Strategic Reconnaissance	2/	10	4	4	4	4	4
Strategic Interceptor	40	6	4	4	3	2	2
Tactical Bomber	2	-	-	-	-	-	-
Fighter	84	79	78	78	81	82	78
Tactical Reconnaissance	14	6	8	8	7	6	6
Tactical Electronic Warfare	-	-	3	3	4	4	4
Special Operations Forces	6	5	5	5	5	8	11
Tac Air Control Center	-	5	3	3	3	3	3
Tac Air Control Systems 2/	9	9	15	15	15	15	15
Weather	6	3	3	3	3	2	2
Rescue	14	7	10	10	9	5	3
Tactical Airlift	31	14	14	14	13	13	13
Strategic Airlift	32	17	17	17	17	18	18
Special Mission	2	1	1	1	1	1	1
Aeromedical Airlift	6	3	3	3	3	3	3
ICBM	26	26	23	22	20	20	20
Bomarc	6	-	-	-	-	-	-
Mace/Matador	2	-	-	-	-	-	-
Mapping	2	-	-	-	-	-	-
Total	378	255	251	254	253	253	251

AIR RESERVE FORCES

ANG Selected Reserve	66	91	91	91	91	91	91
AF Reserve 3/	37	53	56	57	57	58	58
Total	103	144	147	148	148	149	149

GRAND TOTAL	481	399	398	402	401	402	400
-------------	-----	-----	-----	-----	-----	-----	-----

Footnotes:

1/ Excludes training, support and OT&amp;E units.

2/ Includes consolidation of Control and Reporting Centers and Posts.

3/ Includes Associate squadrons.

Data Source: AF/PRPJA, Ms Helen M Covington, Ext 76559.

TABLE D-3

1/

TOTAL ACTIVE AIRCRAFT INVENTORY BY MISSION/DESIGNATION, REGULAR AIR FORCE  
As of Feb 1988

	Fiscal Year							
	1980	1981	1982	1983	1984	1985	1986	1987
<b>ATTACK</b>								
A-7	86	21	21	24	23	26	29	31
A-10	309	373	430	457	464	460	456	451
NA-37	4	4	1	-	3	3	3	3
AC-130	10	10	10	10	10	10	10	10
<b>Total</b>	<b>409</b>	<b>408</b>	<b>462</b>	<b>491</b>	<b>500</b>	<b>499</b>	<b>498</b>	<b>495</b>
<b>BOMBER</b>								
R-1	2	2	2	3	2	5	21	68
B-52	347	347	326	273	264	263	263	263
FR-111	65	63	63	62	62	62	62	62
<b>Total</b>	<b>414</b>	<b>412</b>	<b>391</b>	<b>338</b>	<b>328</b>	<b>330</b>	<b>346</b>	<b>393</b>
<b>CARGO</b>								
C-5	77	77	77	77	77	69	76	76
C-6	1	1	1	1	1	-	-	-
C-9	23	23	23	23	23	23	23	23
C-12	14	13	11	11	59	75	75	75
C-18	-	-	8	8	8	6	5	4
C-20	-	-	-	-	3	3	3	13
C-21	-	-	-	-	26	76	80	79
C-22	-	-	-	-	1	1	1	1
C-23	-	-	-	-	-	16	18	18
C-130	278	279	277	269	268	268	267	266
C-131	1	1	1	1	1	1	1	1
C-135	15	15	15	14	14	14	14	14
C-137	5	5	5	5	5	6	7	7
C-140	15	15	15	15	12	12	12	5
C-141	275	274	272	272	271	271	263	255
CT/T-39	132	132	131	131	94	18	10	12
<b>Total</b>	<b>836</b>	<b>835</b>	<b>836</b>	<b>827</b>	<b>862</b>	<b>859</b>	<b>855</b>	<b>849</b>
<b>FIGHTER/INTERCEPT</b>								
F-4	1078	951	805	704	662	624	539	448
F-5	105	104	101	105	101	103	100	94
F-15	505	584	634	663	699	719	711	732
F-16	156	306	444	577	671	787	866	944
F-100	-	-	5	31	12	3	10	23
F-101	20	19	-	-	-	-	-	-
F-106	142	128	119	102	64	24	25	5
F-111	354	350	338	324	310	298	295	292
<b>Total</b>	<b>2360</b>	<b>2442</b>	<b>2446</b>	<b>2506</b>	<b>2519</b>	<b>2558</b>	<b>2546</b>	<b>2538</b>

TABLE D-3 (Cont'd)

1/

TOTAL ACTIVE AIRCRAFT INVENTORY BY MISSION/DESIGNATION, REGULAR AIR FORCE  
As of Feb 1988

	Fiscal Year							
	1980	1981	1982	1983	1984	1985	1986	1987
<b>HELICOPTER</b>								
H-1	129	129	127	127	124	124	123	100
H-3	53	54	54	54	56	56	56	51
H-53	48	47	46	46	46	43	42	41
H-60	-	-	-	9	11	11	11	9
Total	230	230	227	236	237	234	232	201
<b>TANKER</b>								
KC-10	-	5	11	18	25	36	48	56
KC-135	529	529	531	528	531	523	524	520
Total	529	534	542	546	556	559	572	576
<b>TRAINER</b>								
TG-7	-	-	-	-	8	7	6	6
T-33	122	120	121	118	114	112	97	55
T-37	648	625	619	619	615	611	609	609
T-38	843	834	826	822	820	816	814	810
T-41	52	50	50	50	50	50	100	2/ 100
T-43	13	15	15	15	15	15	14	14
T-46	-	-	-	-	-	1	2	-
TC-135	-	-	-	-	-	1	1	1
Total	1678	1644	1631	1624	1622	1613	1643	1595
<b>OTHER</b>								
OA-37	-	27	34	48	41	31	30	22
O-2	107	99	77	75	67	68	9	5
U-6	1	1	1	1	1	1	1	1
U-26	-	-	-	1	1	1	1	1
OV-10	79	78	77	77	77	77	77	79
UV-18	2	2	2	2	2	2	2	2
X-29	-	-	2	2	2	-	-	-
Total	189	207	193	206	191	180	120	110
<b>RESCUE</b>								
C-130	35	36	36	35	35	37	37	35

TABLE D-3 (Cont'd)

TOTAL ACTIVE AIRCRAFT INVENTORY BY MISSION/DESIGNATION, REGULAR AIR FORCE<sup>1/</sup>  
As of Feb 1988

	Fiscal Year							
	1980	1981	1982	1983	1984	1985	1986	1987
<b>RECONNAISSANCE</b>								
EC-18	-	-	-	-	-	2	2	3
C-130	42	37	42	48	47	47	45	43
C-135	73	71	72	73	74	73	73	73
E-3	23	25	28	31	34	34	34	34
E-4	4	4	4	4	4	4	4	4
RF-4	186	182	182	181	180	180	176	166
EF-111	2	2	8	16	29	40	42	42
TR-1	-	-	4	7	9	13	20	22
<b>Total</b>	<b>330</b>	<b>321</b>	<b>340</b>	<b>360</b>	<b>377</b>	<b>393</b>	<b>396</b>	<b>387</b>
<b>TOTAL REGULAR AIR FORCE</b>	<b>6975</b>	<b>7033</b>	<b>7068</b>	<b>7134</b>	<b>7192</b>	<b>7225</b>	<b>7208</b>	<b>7179</b>

Footnotes:

1/ End of Fiscal Year position; totals do not include classified aircraft.

2/ 50 T-41As, which in previous years were reported in XU code, were changed to TF Code in FY 86.

OPR: AF/PRPRS, Ext 77518, 5C231.

TABLE D-4

1/

TOTAL ACTIVE AIRCRAFT INVENTORY BY MISSION/DESIGNATION, AIR FORCE RESERVES  
As of Feb 1988

	Fiscal Year							
	1980	1981	1982	1983	1984	1985	1986	1987
<u>ATTACK</u>								
A-10	5	50	82	97	100	99	99	97
A-37	81	25	-	-	-	-	-	-
AC-130	10	10	10	10	10	10	10	10
<b>Total</b>	<b>96</b>	<b>85</b>	<b>92</b>	<b>107</b>	<b>110</b>	<b>109</b>	<b>109</b>	<b>107</b>
<u>CARGO</u>								
C-5	-	-	-	-	-	5	5	15
C-7	36	28	18	9	-	-	-	-
C-123	54	36	4	4	4	4	-	-
C-130	120	122	129	140	142	143	144	138
C-141	-	-	-	-	-	-	4	8
<b>Total</b>	<b>210</b>	<b>186</b>	<b>151</b>	<b>153</b>	<b>146</b>	<b>152</b>	<b>153</b>	<b>161</b>
<u>FIGHTER/INT</u>								
F-4	31	62	110	113	112	112	112	117
F-16	-	-	-	1	26	26	26	44
F-105	64	49	25	14	-	-	-	-
<b>Total</b>	<b>95</b>	<b>111</b>	<b>135</b>	<b>128</b>	<b>138</b>	<b>138</b>	<b>138</b>	<b>161</b>
<u>HELICOPTER</u>								
H-1	10	10	9	10	10	10	10	5
H-3	14	14	14	14	14	14	14	18
<b>Total</b>	<b>24</b>	<b>24</b>	<b>23</b>	<b>24</b>	<b>24</b>	<b>24</b>	<b>24</b>	<b>23</b>
<u>TANKER</u>								
KC-135	24	24	24	24	24	24	22	24
<u>TRAINER</u>								
T-33	2	-	-	-	-	-	-	-

TABLE D-4 (Cont'd)

1/

TOTAL ACTIVE AIRCRAFT INVENTORY BY MISSION/DESIGNATION, AIR FORCE RESERVES  
As of Feb 1988

	Fiscal Year							
	1980	1981	1982	1983	1984	1985	1986	1987
<u>RESCUE</u>								
C-130	16	15	15	15	15	14	14	14
<u>RECONNAISSANCE</u>								
C-130	7	7	7	7	7	7	7	12
<u>TOTAL</u>								
AIR FORCE RESERVE	474	452	447	458	464	468	467	502

Footnote:

1/ End of Fiscal Year position; totals do not include classified aircraft.

OPR: AF/PRPRS, Ext 77518, 5C231.



TABLE D-5

1/

TOTAL ACTIVE AIRCRAFT INVENTORY BY MISSION/DESIGNATION, AIR NATIONAL GUARD  
As of Feb 1988

	Fiscal Year							
	1980	1981	1982	1983	1984	1985	1986	1987
<u>ATTACK</u>								
A-7	285	353	360	360	359	349	345	342
A-10	72	97	104	107	106	106	104	106
A-37	-	-	-	-	-	-	-	-
Total	357	450	464	467	465	455	449	448
<u>CARGO</u>								
C-5	-	-	-	-	-	3	3	5
C-7	2	2	2	2	-	-	-	-
C-12	-	-	-	-	-	2	6	6
C-21	-	-	-	-	-	-	-	3
C-22	-	-	-	-	-	4	4	4
C-130	179	179	175	174	173	175	192	194
C-131	33	33	33	33	32	29	23	16
C-141	-	-	-	-	-	-	4	8
CT/T-39	-	-	3	4	6	4	4	-
Total	214	214	213	213	211	217	236	236
<u>FTR/INTERCEPT</u>								
F-4	267	329	416	497	515	522	520	449
F-15	-	-	-	-	-	12	41	66
F-16	-	-	-	16	26	26	80	132
F-101	57	41	-	-	-	-	-	-
F-105	94	37	27	-	-	-	-	-
F-106	78	88	92	91	79	78	78	33
Total	496	495	535	604	620	638	719	680
<u>HELICOPTER</u>								
H-3	11	12	11	11	11	11	11	10
<u>TANKER</u>								
KC-135	104	104	100	103	99	104	104	104

TABLE D-5 (Cont'd)

1/

TOTAL ACTIVE AIRCRAFT INVENTORY BY MISSION/DESIGNATION, AIR NATIONAL GUARD  
As of Feb 1988

	Fiscal Year							
	1980	1981	1982	1983	1984	1985	1986	1987
<u>TRAINER</u>								
T-33	48	45	44	43	40	40	40	21
T-43	6	4	4	4	4	4	4	4
<b>Total</b>	<b>54</b>	<b>49</b>	<b>48</b>	<b>47</b>	<b>44</b>	<b>44</b>	<b>44</b>	<b>25</b>
<u>OTHER</u>								
OA-37	55	79	77	70	57	53	53	60
O-2	78	44	28	20	13	-	-	-
<b>Total</b>	<b>133</b>	<b>123</b>	<b>105</b>	<b>90</b>	<b>70</b>	<b>53</b>	<b>53</b>	<b>60</b>
<u>RESCUE</u>								
C-130	8	8	8	8	8	8	8	8
<u>RECONNAISSANCE</u>								
B-57	18	17	-	-	-	-	-	-
C-130	8	8	8	8	8	8	8	8
RF-4	157	156	155	152	152	150	150	153
<b>Total</b>	<b>183</b>	<b>181</b>	<b>163</b>	<b>160</b>	<b>160</b>	<b>158</b>	<b>158</b>	<b>161</b>
<b>GRAND TOTAL</b>	<b>1560</b>	<b>1636</b>	<b>1647</b>	<b>1703</b>	<b>1688</b>	<b>1688</b>	<b>1782</b>	<b>1732</b>

Footnote:

1/ End of Fiscal Year position; totals do not include classified aircraft.

OPR: AF/PRPRS, Ext 77518, 5C231.

FIGURE D-3  
 AIR FORCE ACTIVE AIRCRAFT AVERAGE AGE  
 BY MISSION CATEGORIES

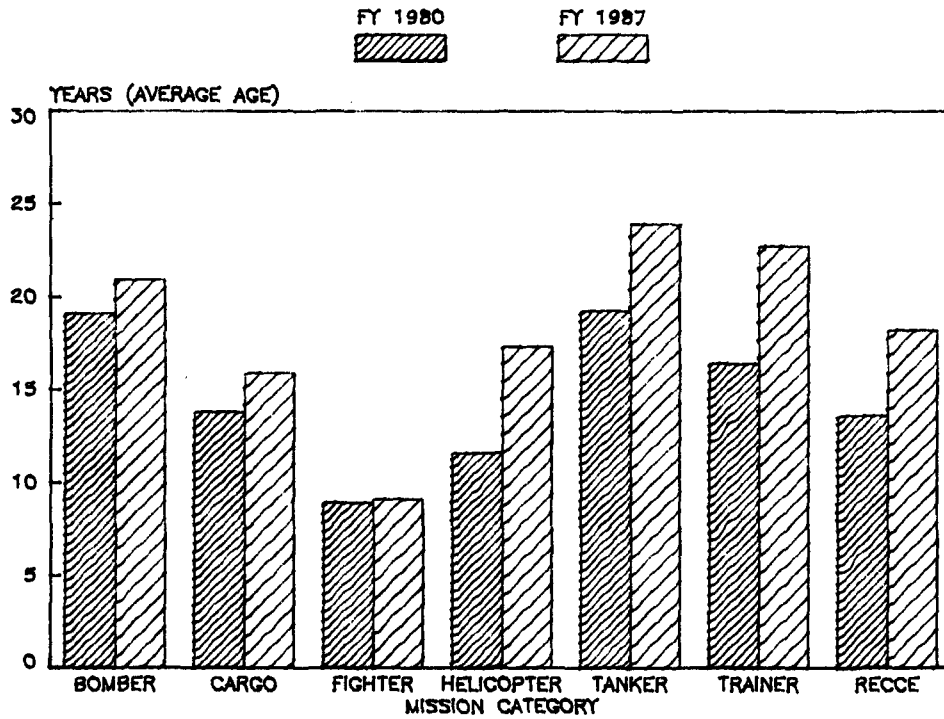


FIGURE D-4  
 PERCENT OF ACTIVE AND RESERVE AIR FORCE AIRCRAFT  
 WITH A MINIMUM AVERAGE AGE OF AT LEAST NINE YEARS

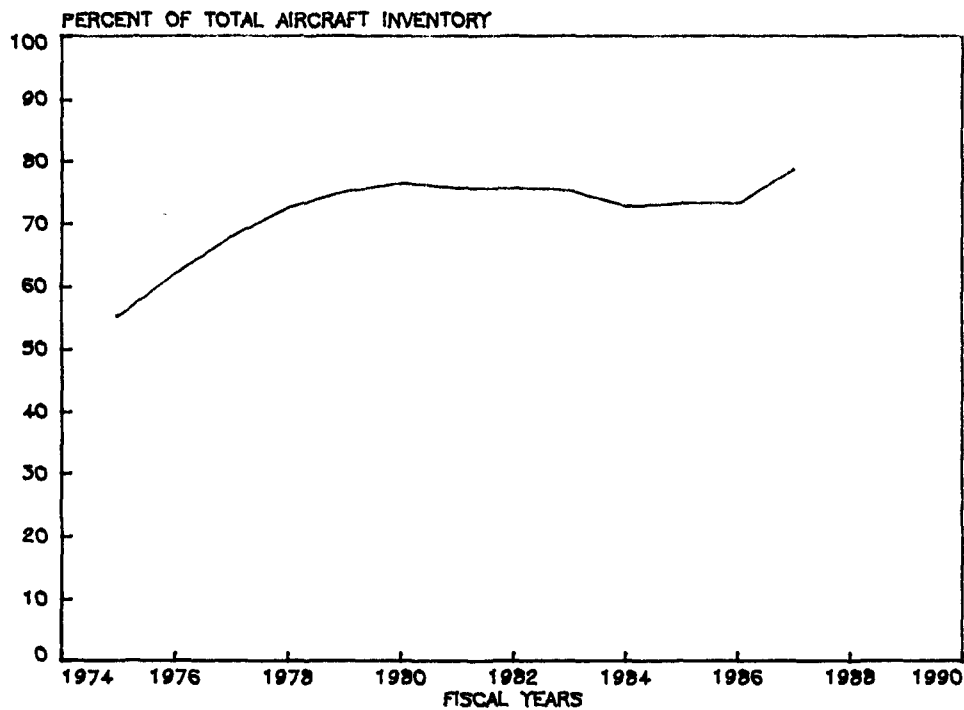


TABLE D-6

AVERAGE AGE OF REGULAR AIR FORCE AND AIR RESERVE FORCES AIRCRAFT INVENTORY  
 (YEARS)  
 As of Feb 1988

FISCAL YEAR	REGULAR AIR FORCE	AIR FORCE RESERVE	AIR NATIONAL GUARD	PERCENT OF AIRCRAFT NINE YEARS OR OLDER
1973	9.0	12.5	14.4	47.0
1974	9.6	12.8	14.8	53.0
1975	9.9	12.6	14.6	55.0
1976	10.4	12.9	14.5	62.0
1977	11.1	14.1	14.9	68.0
1978	11.8	15.0	15.2	72.6
1979	12.2	15.7	14.3	75.1
1980	12.7	16.3	14.9	76.5
1981	13.1	16.5	15.0	75.6
1982	13.5	16.1	15.5	75.6
1983	13.9	16.3	16.2	75.2
1984	14.4	16.4	17.0	72.7
1985	14.7	17.3	17.8	73.3
1986	15.2	17.8	17.8	73.2
1987	15.6	17.5	17.4	78.8

OPR: AF/PRPRS, Ext 77518, 5C231.

TABLE D-7

AVERAGE AIRCRAFT AGE BY MISSION/DESIGNATION, REGULAR AIR FORCE  
As of Feb 1988

	Fiscal Year							
	1980	1981	1982	1983	1984	1985	1986	1987
<b>ATTACK</b>								
A-7	8.1	10.4	11.4	12.5	13.5	14.1	14.9	15.9
A-10	1.8	2.1	2.4	3.1	3.9	4.9	5.9	7.0
A-37	8.7	8.9	-	-	12.6	13.6	14.6	15.8
AC-130	11.0	12.0	13.0	14.0	14.9	15.9	16.9	18.0
Average	3.4	2.8	3.0	3.8	4.6	5.5	6.8	8.8
<b>BOMBER</b>								
B-1	2.6	3.6	4.6	6.1	6.6	3.3	1.2	0.7
B-52	20.9	21.9	22.8	23.1	24.0	25.0	26.0	27.2
FB-111	9.9	10.9	11.9	12.9	13.9	14.9	15.9	17.1
Average	19.1	20.1	21.0	21.1	21.7	22.8	22.7	20.9
<b>CARGO</b>								
C-5	9.0	10.0	11.0	12.0	13.0	13.9	13.6	12.2
C-6	14.8	15.8	16.8	17.8	18.8	-	-	-
C-9	9.5	10.5	11.5	12.5	13.5	14.5	15.5	16.6
C-12	4.4	5.4	6.4	7.4	4.2	4.2	5.2	6.4
C-18	-	-	0.4	1.4	2.4	3.4	4.4	5.5
C-20	-	-	-	-	0.9	1.9	2.9	1.2
C-21	-	-	-	-	0.2	0.7	1.7	2.7
C-22	-	-	-	-	0.6	1.6	2.6	2.9
C-23	-	-	-	-	-	0.5	1.4	2.5
C-130	13.0	14.0	15.0	16.3	19.7	18.1	18.6	18.8
C-131	25.5	26.5	27.5	28.8	29.5	30.5	31.5	32.7
C-135	19.3	20.2	21.2	21.8	22.7	23.6	24.6	25.7
C-137	17.9	18.9	19.9	20.9	21.9	19.1	17.3	18.5
C-140	17.9	18.9	19.9	21.1	21.9	22.9	23.9	25.1
C-141	14.1	15.1	16.1	17.1	18.1	19.1	20.1	21.2
CT/T-39	18.1	19.1	20.1	21.1	22.1	23.8	25.1	25.9
Average	13.8	14.6	15.7	16.8	15.7	15.0	15.5	15.9
<b>FIGHTER/INTERCEPTOR</b>								
F-4	11.4	12.2	12.8	13.3	16.5	15.1	15.9	16.9
F-5	5.1	6.3	7.2	7.7	8.8	9.7	10.7	11.7
F-15	2.6	3.2	3.9	4.8	5.3	6.0	6.5	7.1
F-16	0.7	1.1	1.5	1.9	2.3	2.9	3.3	3.8
F-100	-	-	25.4	26.1	27.0	27.9	29.4	30.6
F-101	20.7	21.8	21.0	-	-	-	-	-
F-106	20.7	21.7	22.7	23.7	24.7	25.7	26.7	28.1
F-111	9.5	10.4	11.4	12.5	13.3	14.0	15.0	16.2
Average	8.9	8.7	8.5	8.7	9.2	8.6	8.9	9.1

TABLE D-7 (Cont'd)

AVERAGE AIRCRAFT AGE BY MISSION/DESIGNATION, REGULAR AIR FORCE  
As of Feb 1988

	Fiscal Year							
	1980	1981	1982	1983	1984	1985	1986	1987
<u>HELICOPTER</u>								
H-1	10.5	11.5	12.4	13.4	14.3	15.3	16.3	16.6
H-3	13.3	14.4	15.5	16.5	17.6	18.6	19.6	20.6
H-53	10.1	11.1	12.1	13.1	14.1	15.3	16.4	17.5
H-60	-	-	-	0.7	1.5	2.5	3.5	4.7
Average	11.6	12.1	13.1	13.7	14.4	15.5	16.5	17.3
<u>TANKER</u>								
KC-10	-	0.1	0.7	1.1	1.7	2.0	2.3	3.0
KC-135	19.2	20.2	21.2	22.2	24.0	24.4	25.4	26.1
Average	19.2	20.2	20.9	21.9	22.9	23.0	23.3	23.9
<u>TRAINER</u>								
TG-7	-	-	-	-	1.2	2.2	3.2	4.3
T-33	22.5	23.5	24.5	25.5	26.6	27.6	28.6	30.2
T-37	18.3	19.2	20.2	21.2	22.2	23.3	24.3	24.2
T-38	14.5	15.5	16.5	-	18.5	19.5	20.5	21.7
T-41	12.4	13.4	14.4	15.4	16.4	17.4	19.3	20.4
T-43	6.6	7.6	8.6	9.6	10.6	11.6	12.6	13.7
TC-135	-	-	-	-	-	23.2	24.2	25.5
Average	16.4	17.5	18.6	19.6	20.2	21.3	22.2	22.7
<u>OTHER</u>								
OA-37	-	-	9.9	10.7	11.5	12.1	13.1	14.2
O-2	10.8	11.8	12.7	13.7	14.6	15.7	17.2	18.3
U-6	0.3	1.3	2.3	3.3	4.0	5.0	6.0	7.2
U-26	-	-	-	0.3	1.0	2.0	3.0	4.2
OV-10	11.9	12.9	13.9	14.9	15.9	16.9	17.9	18.6
UV-18	3.0	4.0	5.0	6.0	7.0	8.0	9.0	10.2
X-29	-	-	0.5	1.5	2.3	-	-	-
Average	11.1	11.8	12.4	13.3	14.1	15.4	16.3	17.3
<u>RESCUE</u>								
C-130 Average	15.1	16.1	17.1	18.1	17.0	17.7	18.2	19.3
<u>RECONNAISSANCE</u>								
EC-18	-	-	-	-	-	3.6	4.6	5.6
C-130	13.0	14.0	15.0	16.0	14.7	17.9	19.5	19.6
C-135	19.6	20.0	21.0	22.0	22.6	22.8	23.8	25.1
E-3	2.3	3.1	3.7	4.5	4.9	5.9	6.9	7.9
E-4	6.3	7.3	8.9	9.3	10.3	11.3	12.3	13.5
RF-4	12.4	13.4	14.4	15.4	15.9	16.9	17.9	19.0
EF-111	12.2	13.2	14.2	15.2	16.4	17.3	18.2	19.3
TR-1	-	-	0.1	1.0	1.6	1.9	2.2	2.9
Average	13.6	15.0	15.2	15.5	15.7	16.7	17.4	18.2
Regular AF Average	12.7	13.1	13.5	14.0	14.4	14.7	15.2	15.5

TABLE D-8

AVERAGE AIRCRAFT AGE BY MISSION/DESIGNATION, AIR FORCE RESERVE  
As of Feb 1988

	Fiscal Year							
	1980	1981	1982	1983	1984	1985	1986	1987
<u>ATTACK</u>								
A-10	0.1	2.0	3.0	4.1	5.1	6.1	7.1	8.2
A-37	7.6	6.9	-	-	-	-	-	-
AC-130	24.2	25.2	26.2	27.2	28.0	29.0	30.0	31.2
Average	8.9	6.2	5.5	6.4	7.2	8.3	9.3	10.3
<u>CARGO</u>								
C-5	-	-	-	-	-	14.8	15.8	16.3
C-7	14.6	15.1	15.7	16.7	-	-	-	-
C-123	24.2	25.3	26.1	27.1	28.1	29.1	-	-
C-130	19.6	20.7	21.7	21.9	23.3	23.9	23.8	23.0
C-141	-	-	-	-	-	-	20.7	21.4
Average	19.9	20.7	21.1	22.3	23.4	23.8	23.4	22.3
<u>FIGHTER/INT</u>								
F-4	14.6	14.9	15.5	16.2	17.1	18.1	19.1	20.1
F-16	-	-	-	3.5	4.6	5.6	6.6	5.2
F-105	18.4	19.0	19.3	20.0	-	-	-	-
Average	17.2	16.7	16.2	16.7	14.7	15.8	16.8	16.0
<u>HELICOPTER</u>								
H-1	8.5	9.5	10.4	11.5	12.5	13.5	14.5	14.5
H-3	13.3	14.1	15.1	16.1	17.1	18.1	19.1	20.7
Average	11.3	12.2	13.1	14.4	15.2	16.2	17.3	19.4
<u>TANKER</u>								
KC-135 Average	21.5	22.5	23.5	24.5	25.5	26.5	27.5	28.1
<u>TRAINER</u>								
T-33 Average	22.0	-	-	-	-	-	-	-
<u>RESCUE</u>								
C-130 Average	15.3	16.3	17.3	18.3	17.8	18.8	19.8	20.9
<u>RECONNAISSANCE</u>								
C-130 Average	14.7	15.7	16.7	17.9	18.7	19.7	20.7	22.2
AFR Average	16.3	16.5	16.1	16.5	17.5	17.3	17.8	17.8

OPR: AF/PRPRS, Ext 77518, 5C231.

TABLE D-9

AVERAGE AIRCRAFT AGE BY MISSION/DESIGNATION, AIR NATIONAL GUARD  
As of Feb 1988

	Fiscal Year							
	1980	1981	1982	1983	1984	1985	1986	1987
<u>ATTACK</u>								
A-7	7.9	8.6	9.3	10.1	11.1	12.1	13.1	14.2
A-10	0.9	2.0	3.0	4.0	5.0	6.0	7.0	8.1
A-37	-	-	-	-	-	-	-	-
Average	6.5	7.2	7.9	8.7	9.7	10.7	11.7	12.8
<u>CARGO</u>								
C-5	-	-	-	-	-	15.1	16.1	16.7
C-7	16.7	17.7	18.7	19.7	-	-	-	-
C-12	-	-	-	-	-	0.0	0.9	2.0
C-22	-	-	-	-	-	0.7	1.7	2.7
C-130	18.5	19.1	19.5	19.9	20.5	20.5	20.0	20.2
C-131	25.1	26.1	27.1	28.1	29.1	30.1	31.1	32.3
C-141	-	-	-	-	-	-	20.7	21.4
CT/T-39	-	-	21.2	21.3	22.2	22.4	23.4	-
Average	19.5	20.2	20.8	21.4	21.9	21.2	20.3	20.0
<u>FIGHTER/INTERCEPTOR</u>								
F-4	15.0	15.9	16.8	17.6	18.7	19.6	20.1	20.3
F-15	-	-	-	-	-	10.3	10.6	11.1
F-16	-	-	-	3.4	4.2	5.2	4.7	5.6
F-100	-	-	-	-	-	-	-	-
F-101	20.4	21.4	-	-	-	-	-	-
F-105	18.3	17.7	18.3	-	-	-	-	-
F-106	20.9	21.9	22.8	23.8	24.9	25.9	26.9	28.0
Average	17.2	17.6	17.9	18.2	18.9	19.6	18.6	16.9
<u>HELICOPTER</u>								
H-3 Average	13.9	14.2	15.1	16.1	17.1	18.1	19.1	20.2
<u>TANKER</u>								
KC-135 Average	21.6	22.6	23.6	24.6	25.6	26.6	27.6	28.7
<u>TRAINER</u>								
T-33	24.8	25.8	26.9	27.9	28.8	29.8	30.8	32.0
T-43	6.5	7.5	8.5	9.5	10.5	11.5	12.5	13.6
Average	22.8	23.8	25.4	26.3	27.1	28.2	29.2	29.1
<u>OTHER</u>								
OA-37	8.1	9.2	10.2	11.2	11.8	12.6	13.6	14.7
O-2	12.2	13.2	14.0	14.8	15.7	-	-	-
Average	10.5	10.6	11.2	12.0	12.5	12.6	13.6	14.7
<u>RESCUE</u>								
C-130 Average	14.6	15.6	16.6	17.6	18.2	19.2	20.2	21.3



TABLE D-9 (Cont'd)

AVERAGE AIRCRAFT AGE BY MISSION/DESIGNATION, AIR NATIONAL GUARD  
As of Feb 1988

	Fiscal Year							
	1980	1981	1982	1983	1984	1985	1986	1987
<u>RECONNAISSANCE</u>								
B-57	25.7	26.7	-	-	-	-	-	-
C-130	16.7	17.7	18.7	19.7	20.6	21.6	22.6	23.7
RF-4	14.3	15.3	16.3	17.3	18.1	19.1	20.1	21.2
Average	15.5	16.5	16.4	17.4	18.2	19.8	20.3	21.3
Average ANG	14.9	15.0	15.5	16.4	18.8	17.8	17.8	17.5

OPR: AF/PRPRS, Ext 77518, 5C231.

TABLE D-10

AVERAGE AGE MISSILE AND DRONE INVENTORY  
As of Feb 1988

	Fiscal Year							
	1980	1981	1982	1983	1984	1985	1986	1987
ADM-20	-	-	-	-	-	-	-	-
AGM-28	-	-	-	-	-	-	-	-
AGM-69	6.6	7.6	8.6	9.6	10.6	11.6	12.6	13.6
AGM-86	-	0.3	0.3	0.7	1.2	1.8	2.5	3.5
BGM-109G	-	-	-	-	-	-	1.4	1.9
BQM-34	3.7	2.7	2.9	3.3	6.8	4.2	4.6	5.4
CIM/COM-10	18.4	14.3	15.9	21.6	23.1	24.1	25.1	26.1
LGM-25	16.3	17.3	18.3	19.4	20.3	21.3	22.4	-
LGM-30	9.4	10.4	11.4	12.4	13.4	14.4	15.4	16.4
MQM-107	-	-	-	-	-	0.4	0.6	1.3
PQM-102 <u>1/</u>	22.9	23.9	24.8	26.0	27.1	28.6	-	-
XQM-103	-	-	-	-	-	-	-	-
Y/QF-100 <u>1/</u>	-	-	25.0	26.2	27.2	28.2	29.2	30.1
Drone/Missile Average	8.6	9.2	9.5	8.9	14.6	9.2	9.0	9.6

Footnote:

1/ Drones ages are based upon age of basic system from which it was generated.

OPR: AF/PRPRS, Ext 77518, 5C231.

TABLE D-11

PROGRAMMED VS ACTUAL FLYING HOURS <sup>1/</sup>  
 (Major Command Detail - Actual)  
 (Thousands)  
 As of Feb 1988

	Fiscal Year						
	1981	1982	1983	1984	1985	1986	1987
<b><u>ACTUAL HOURS</u></b>							
Regular and Reserve Air Force							
Alaskan Air Command	19.4	19.1	25.5	26.3	25.7	25.9	24.0
Air Defense Command <sup>2/</sup>	-	-	-	-	-	-	-
Air Force Academy	-	-	22.93 <sup>3/</sup>	19.2	24.4	24.5	27.6
Air Force Communication Command	3.9	3.4	3.5	4.3	4.3	4.3	3.9
Air Force Logistics Cmd	6.2	6.0	5.5	5.6	5.9	5.6	4.8
Air Force Reserve	133.6	129.6	131.9	135.9	140.1	143.5	148.6
US Air Forces, Europe	212.2	222.8	223.9	228.0	223.9	219.1	227.2
Air Force Systems Command	42.6	41.9	43.3	46.0	43.9	46.6	40.6
Air National Guard	406.6	411.2	414.5	416.8	422.6	408.4	431.0
Air Training Command	603.6	662.9	660.8	662.3	656.1	640.4	614.9
Military Airlift Command	708.0	720.1	730.7	748.2	772.3	768.3	748.6
Pacific Air Forces	83.6	91.2	93.4	97.0	94.6	97.9	105.8
Strategic Air Command	345.0	345.8	327.0	333.7	339.0	341.2	363.1
Tactical Air Command	636.6	686.5	706.6	717.9	724.0	731.0	722.5
<b>TOTAL</b>	<b>3201.6</b>	<b>3340.5</b>	<b>3389.5</b>	<b>3441.3</b>	<b>3476.8</b>	<b>3456.6</b>	<b>3462.6</b>
<b><u>PROGRAMMED HOURS</u></b>							
Total Regular Air Force	2661.2	2799.7	2843.0	2908.0	2917.6	2927.4	2876.4
Total Reserve Force	540.1	540.8	546.5	553.0	564.4	513.5	588.3
<b>TOTAL</b>	<b>3251.7</b>	<b>3387.2</b>	<b>3432.9</b>	<b>3461.0</b>	<b>3482.0</b>	<b>3480.9</b>	<b>3464.7</b>
<b>PERCENT: ACTUAL vs PROGRAMMED HOURS</b>	<b>98.5%</b>	<b>98.6%</b>	<b>98.7%</b>	<b>99.4%</b>	<b>99.9%</b>	<b>99.3%</b>	<b>99.9%</b>

**Footnotes:**

<sup>1/</sup> Totals do not include flying hours for classified aircraft.

<sup>2/</sup> Constituted as Aerospace Defense Center, October 1979; activated as a Direct Reporting Unit, December 1979; incorporated into Space Command, October 1982.

<sup>3/</sup> Prior to 1983, flying hours were reported under Air Training Command.

OPR: AF/PRPRC, Ext 76919, 5C158.

TABLE D-12

FLYING HOURS BY AIRCRAFT MISSION/DESIGNATION, REGULAR AIR FORCE 1/  
(Thousands)  
As of Feb 1988

	Fiscal Year						
	1981	1982	1983	1984	1985	1986	1987
<u>ATTACK</u>							
A-7	11.9	5.3	6.0	6.5	6.5	7.6	8.5
A-10	135.2	168.8	178.2	174.7	173.6	171.0	173.6
A-37	0.9	0.4	14.1	-	0.7	0.7	0.7
AC-130	3.8	4.0	5.3	6.0	5.2	4.7	5.1
Total	151.8	178.5	203.6	187.2	186.0	184.0	187.9
<u>BOMBER</u>							
B-1	-	-	-	0.2	0.3	2.0	9.3
B-52	133.0	127.7	106.8	103.7	105.0	102.2	105.4
FB-111	17.3	16.0	17.9	19.1	20.6	20.2	20.0
Total	150.3	143.7	124.7	123.0	125.9	124.4	134.7
<u>CARGO/TRANSPORT</u>							
C-5	52.3	53.0	54.3	59.5	59.8	56.0	57.0
C-6	0.3	0.3	0.3	0.3	0.2	-	-
C-9	27.7	28.1	29.2	29.5	28.8	29.0	28.8
C-12	5.6	6.3	4.4	5.5	25.9	30.3	30.8
C-18	2/	2/	0.1	0.4	0.6	0.8	0.5
C-20	-	-	0.1	2.4	2.5	2.8	4.7
C-21	-	-	-	4.3	35.5	53.0	58.1
C-22	-	-	-	-	0.6	0.5	0.6
C-23	-	-	-	-	8.2	16.1	16.0
CT-39	75.6	77.2	73.1	72.6	23.0	0.3	0.1
C-130	181.4	190.1	181.7	178.0	185.5	181.0	166.0
C-131	0.2	2/	0.1	-	0.1	0.2	0.3
C-135	6.9	7.0	7.1	7.3	7.0	7.8	7.5
C-137	2.1	2.1	2.6	2.6	2.3	2.5	2.5
C-140	8.4	7.6	6.9	7.2	7.2	6.5	4.9
C-141	287.2	286.4	291.0	292.0	292.9	290.0	280.0
Total	647.7	658.1	650.9	661.6	680.3	676.8	657.8
<u>FIGHTER/INTERCEPTOR</u>							
F-4	219.3	192.4	177.8	163.3	157.1	138.4	119.9
F-5	31.4	29.9	30.1	29.4	28.6	27.5	26.3
F-15	126.7	149.6	163.9	175.3	181.9	191.7	195.3
F-16	46.3	95.8	137.7	186.1	201.8	231.8	268.2
F-100	2/	0.1	0.1	-	-	-	0.1
F-101	4.2	4.2	-	-	-	-	-
F-105	2/	-	-	-	-	-	-
F-106	38.5	32.9	29.8	20.1	10.8	4.4	2.2
F-111	77.4	78.1	75.5	72.9	70.2	71.1	73.7
Total	543.8	583.0	614.9	647.1	650.4	664.9	685.7

TABLE D-12 (Cont'd)

FLYING HOURS BY AIRCRAFT MISSION/DESIGNATION, REGULAR AIR FORCE 1/  
(Thousands)  
As of Feb 1988

	Fiscal Year						
	1981	1982	1983	1984	1985	1986	1987
<b>HELICOPTER</b>							
HH-1	8.5	8.8	8.6	8.5	8.8	9.0	9.1
TH-1	7.0	7.3	7.4	7.2	7.1	7.2	5.7
UH-1	29.5	29.7	30.1	29.5	28.8	28.0	27.6
CH-3	9.9	10.7	10.9	10.3	11.0	12.2	11.0
HH-3	8.6	8.4	9.2	10.0	10.2	9.0	9.7
CH-53	2.5	2.8	2.7	2.8	2.6	2.1	1.9
HH-53	11.0	11.1	11.0	11.0	9.8	9.8	6.9
MH-53	-	-	-	-	-	-	2.5
HH-60	-	-	2.3	4.1	3.0	4.1	3.0
Total	77.0	78.8	82.2	83.4	81.3	81.4	77.4
<b>OBS/UTILITY</b>							
O-2	41.1	31.4	27.9	25.0	25.7	20.0	0.9
OA-37	0.2	8.7	0.0	17.0	14.2	11.3	10.8
OV-10	30.7	31.8	28.8	24.3	24.9	32.0	32.1
RG-8	-	-	-	-	-	0.8	-
TG-7	-	-	-	-	4.0	3.3	3.2
U-6	0.1	0.2	0.2	0.2	0.2	0.3	0.2
UV-18	1.7	1.7	1.8	1.8	1.8	2.0	2.0
Total	73.8	73.8	58.7	68.3	70.8	69.7	49.2
<b>RECON/ELECTRONIC</b>							
E-3	23.8	26.4	29.2	30.2	30.0	28.5	30.6
E-4	2.2	1.9	1.5	1.4	1.4	1.8	1.9
RF-4	47.5	46.8	48.2	49.2	49.7	48.8	45.9
EC-18	-	-	-	-	-	-	0.4
EF-111	0.3	1.3	3.0	6.0	9.8	11.6	11.1
DC-130	0.4	0.1	1/	0.3	0.4	0.2	-
EC-130	3.4	4.7	7.9	7.9	8.0	8.4	9.9
MC-130	7.2	7.6	6.9	7.5	8.2	7.4	7.9
RC-130	-	-	-	-	-	-	-
WC-130	8.5	7.8	7.9	8.5	8.3	8.2	8.1
EC-135	24.0	24.1	24.7	25.0	25.3	25.7	25.1
RC-135	16.2	16.0	16.5	18.0	16.6	15.6	15.2
WC-135	4.1	4.2	4.1	3.9	3.8	3.9	3.7
TR-1	-	-	1.5	4.1	5.2	7.5	9.1
Total	137.6	140.9	151.4	162.0	166.7	167.6	168.9
<b>RESCUE (Fixed Wing)</b>							
HC-130	16.2	17.1	16.8	16.0	16.4	15.7	13.4
Total	16.2	17.1	16.8	16.0	16.4	15.7	13.4
<b>TANKER</b>							
KC-10	1.0	4.6	7.4	10.6	13.9	17.0	22.1
KC-135	157.1	158.1	156.1	156.5	157.1	155.7	161.3
Total	158.1	162.7	163.5	167.1	171.0	172.6	183.4

TABLE D-12 (Cont'd)

FLYING HOURS BY AIRCRAFT MISSION/DESIGNATION, REGULAR AIR FORCE 1/  
 (Thousands)  
 As of Feb 1988

	Fiscal Year						
	1981	1982	1983	1984	1985	1986	1987
<u>TRAINER</u>							
T-33	42.4	42.5	41.5	41.8	39.5	34.3	23.0
T-37	287.0	319.3	329.0	319.0	315.1	312.8	309.7
T-38	337.1	362.0	367.0	379.0	361.1	352.6	341.8
T-39	3.3	2.4	3.0	3.3	2.8	3.2	3.0
T-41	16.7	15.4	21.1	17.4	34.7	33.0	35.1
T-43	10.9	12.8	12.7	12.2	11.6	11.5	11.7
T-46	-	-	-	-	-	0.2	0.2
Total	697.4	754.4	774.3	772.7	764.8	747.7	724.5
<u>OTHER</u>	7.6	8.7	1.9	-	-	-	-
Total	7.6	8.7	1.9	-	-	-	-
<u>GRAND TOTAL 3/</u>	2661.3	2799.7	2842.9	2888.6	2913.6	2904.8	2882.9

## Footnotes:

1/ Totals do not include flying hours for classified aircraft.

2/ Less than 50 flying hours.

3/ Totals may not add due to rounding.

OPR: AF/PRPRC, Ext 76919, 5C158.

TABLE D-13

FLYING HOURS BY AIRCRAFT MISSION/DESIGNATION, AIF FORCE RESERVE  
 (Thousands)  
 As of Feb 1988

	Fiscal Year						
	1981	1982	1983	1984	1985	1986	1987
<u>ATTACK</u>							
A-10	6.2	14.5	20.0	21.5	21.4	22.6	22.9
A-37	10.7	1.1	-	-	-	-	-
AC-130	2.9	2.6	2.9	2.8	3.0	3.0	2.9
Total	19.8	18.2	22.9	24.3	24.4	25.6	25.8
<u>CARGO/TRANSPORT</u>							
C-5	-	-	-	-	0.5	2.6	3.5
C-7	9.1	8.5	3.7	-	-	-	-
C-123	14.7	8.0	0.7	0.7	0.9	0.4	-
C-130	46.8	49.0	51.6	55.0	54.5	51.5	50.8
C-141	-	-	-	-	-	0.3	2.6
Total	70.6	65.5	56.3	55.7	55.9	54.8	56.9
<u>FIGHTER/INTERCEPTOR</u>							
F-4	8.2	15.1	20.8	21.5	21.8	22.0	22.2
F-16	-	-	-	2.9	5.1	5.8	6.4
F-105	10.2	5.4	4.3	0.7	-	-	-
Total	18.4	20.5	25.1	25.1	26.9	27.8	28.6
<u>HELICOPTER</u>							
HH-1	2.3	2.3	2.2	2.4	2.3	2.3	1.4
CH-3	1.6	1.5	1.5	1.5	1.3	0.6	0.3
HH-3	1.8	1.9	2.0	1.9	2.1	2.3	2.4
Total	5.7	5.7	5.7	5.8	5.7	5.2	4.1
<u>RECONNAISSANCE/ ELECTRONIC</u>							
WC-130	4.2	3.9	4.0	4.0	4.1	3.6	3.4
Total	4.2	3.9	4.0	4.0	4.1	3.6	3.4
<u>RESCUE (FIXED WING)</u>							
HC-130	5.2	5.1	4.9	4.6	4.2	4.7	4.8
Total	5.2	5.1	4.9	4.6	4.2	4.7	4.8
<u>TANKER</u>							
KC-10	-	1.1	4.3	7.2	9.9	12.8	15.9
KC-135	9.6	9.6	9.1	9.1	9.0	9.0	9.0
Total	9.6	10.7	13.4	16.3	18.9	21.8	24.9
<u>TRAINER</u>							
T-33	0.1	-	-	-	-	-	-
Total	0.1	-	-	-	-	-	-

TABLE D-13 (Cont'd)

FLYING HOURS BY AIRCRAFT MISSION/DESIGNATION, AIR FORCE RESERVE  
 (Thousands)  
 As of Feb 1988

	Fiscal Year						
	1981	1982	1983	1984	1985	1986	1987
GRAND TOTAL 1/	133.6	129.6	132.0	135.9	140.1	143.5	148.5

Footnote:

1/ Totals may not add due to rounding.

OPR: AF/PRPRC, Ext 76919, 5C158.



TABLE D-14

FLYING HOURS BY AIRCRAFT MISSION/DESIGNATION, AIR NATIONAL GUARD  
(Thousands)  
As of Feb 1988

	Fiscal Year						
	1981	1982	1983	1984	1985	1986	1987
<u>ATTACK</u>							
A-7	71.6	78.4	79.3	77.9	78.3	73.1	74.7
A-10	22.9	27.9	29.0	28.9	27.2	26.2	27.5
A-37	-	-	-	-	-	-	-
Total	94.5	106.3	108.3	106.8	105.5	99.3	102.2
<u>CARGO/TRANSPORT</u>							
C-5	-	-	-	-	0.2	1.2	1.5
C-7	0.6	0.5	0.5	0.4	-	-	-
C-12	-	-	-	-	0.1	2.5	2.7
C-21	-	-	-	-	-	-	0.2
C-22	-	-	-	-	-	0.5	2.3
CT-39 1/	3/	2.0	2.8	2.6	2.9	2.6	2.0
C-130	77.1	78.7	76.7	75.4	77.1	74.1	83.3
C-131	12.2	11.4	11.2	10.4	10.0	7.2	4.9
C-141	-	-	-	-	-	0.4	3.2
Total	89.9	92.6	91.2	88.8	90.3	88.5	100.1
<u>FIGHTER/INTERCEPTOR</u>							
F-4	45.9	55.8	71.7	87.5	92.9	86.4	81.2
F-15	-	-	-	-	0.1	3.7	8.9
F-16	-	-	0.3	4.8	5.1	7.4	24.9
F-101	7.7	3.6	-	-	-	-	-
F-105	11.5	5.4	1.6	-	-	-	-
F-106	23.5	25.3	25.6	20.3	20.4	19.4	13.1
Total	88.6	90.1	99.2	112.6	118.5	116.9	128.1
<u>HELICOPTER</u>							
CH-3	-	-	0.2	0.3	0.2	0.2	0.1
HH-3	2.5	2.3	2.4	2.5	2.6	2.5	2.2
Total	2.5	2.3	2.6	2.8	2.8	2.7	2.3
<u>OBSERVATION/UTILITY</u>							
O-2	13.7	8.9	4.7	2.7	1.0	-	-
OA-37	14.0	13.3	13.5	13.5	13.4	14.2	14.3
Total	27.7	22.2	18.2	16.2	14.4	14.2	14.3
<u>RECONNAISSANCE/ELECTRONICS</u>							
RF-4	32.2	32.9	31.4	28.2	29.1	28.0	28.9
B-57 2/	0.8	0.2	-	-	-	-	-
EB-57	4.2	0.5	-	-	-	-	-
EC-130	3.9	4.2	3.9	3.7	3.9	4.3	3.8
Total	41.1	37.8	35.3	31.9	33.0	32.3	32.7

TABLE D-14 (Cont'd)

FLYING HOURS BY AIRCRAFT MISSION/DESIGNATION, AIR NATIONAL GUARD  
 (Thousands)  
 As of Feb 1988

	Fiscal Year						
	1981	1982	1983	1984	1985	1986	1987
<u>RESCUE (FIXED WING)</u>							
HC-130	3.8	3.5	3.6	3.2	3.2	3.0	2.9
Total	3.8	3.5	3.6	3.2	3.2	3.0	2.9
<u>TANKER</u>							
KC-135	40.9	41.3	41.0	40.8	41.4	38.9	39.3
Total	40.9	41.3	41.0	40.8	41.4	38.9	39.3
<u>TRAINER</u>							
T-33	11.0	10.4	10.4	9.1	9.1	8.1	4.8
T-43	6.6	4.7	4.7	4.5	4.4	4.3	4.3
Total	17.6	15.1	15.1	13.6	13.5	12.4	9.1
<u>GRAND TOTAL 4/</u>	406.6	411.2	414.5	416.8	422.6	408.3	431.0

Footnotes:

- 1/ CT-39 aircraft used to train ANG aircrews while transporting personnel.  
 2/ B-57 aircraft are included as bombers for the Regular AF Force.  
 3/ Actual hours flown were less than 50.  
 4/ Totals may not add due to rounding.  
 5/ See under Cargo/Transport.

OPR: AF/PRPRC, Ext 76919, 5C158.

TABLE D-15

AIRCRAFT MISHAP AND DESTROY RATES  
PER 100,000 FLYING HOURS 1/  
 As of Feb 1988

CALENDAR YEAR 2/	CLASS A MISHAP	FATAL MISHAP	AIRCRAFT DESTROYED
1970	3.0	1.1	2.5
1971	2.5	0.8	1.9
1972	3.0	1.2	2.6
1973	2.4	0.8	2.0
1974	2.9	1.3	2.4
1975	2.8	1.0	2.4
1976	2.8	1.1	2.2
1977	2.8	1.2	2.5
1978	3.2	1.3	2.9
1979	2.9	1.5	2.6
1980	2.6	1.3	2.3
1981	2.4	1.2	2.3
1982	2.3	1.0	2.3
1983	1.7	0.8	1.7
1984	1.8	0.9	1.6
1985	1.5	0.8	1.4
1986	1.8	0.7	1.8
FY 1987	1.6	0.9	1.6

Footnote:

1/ Data are based on major/Class A mishap classification in accordance with AFR 127-4.

2/ Beginning with FY 87, rates on fiscal year vice calendar year basis. Consequently, there is slight overlap in statistics between CY 86 & FY 87.

OPR: AFISC/SERD, Mrs D J Atkins, 8-876-7577, (Alternate Lt Col Miholick), Norton AFB, San Bernadino, CA, 92409-7001.

TABLE D-16

MISSION CAPABILITY RATES BY AIRCRAFT MISSION/DESIGNATION IN PERCENT 1/  
As of Feb 1988

AIRCRAFT	Fiscal Year					
	1982	1983	1984	1985	1986	1987
<u>ATTACK:</u>						
<u>A-7</u>						
FMC 3/	58.9	64.3	64.4	64.6	63.4	65.7
PMC 4/	9.4	8.3	7.9	7.1	6.0	9.2
Total MC 2/	68.3	72.6	72.4	71.8	69.4	75.9
NMCB 8/	7.1	5.8	6.3	7.0	7.5	6.3
NMCS 7/	6.1	4.0	4.3	4.8	5.1	4.2
NMCB 8/	7.1	5.8	6.3	7.0	7.5	6.3
Total NMC 5/	31.7	27.4	27.6	28.2	30.6	25.1
<u>A-10</u>						
FMC	68.1	73.1	77.2	80.2	80.6	81.4
PMC	3.3	2.9	2.6	2.0	1.9	1.9
Total MC	71.6	76.1	79.8	82.3	82.6	83.4
NMCB	5.3	5.2	4.6	3.8	3.3	4.0
NMCS	10.0	6.5	5.2	4.4	3.7	3.8
NMCB	5.3	5.2	4.6	3.8	3.3	4.0
Total NMC	28.4	23.9	20.2	17.7	17.4	16.6
<u>BOMBER:</u>						
<u>B-52</u>						
FMC	42.1	42.3	39.8	42.3	69.5	76.6
PMC	0.8	0.5	0.5	1.9	0.7	2.4
Total MC	43.0	42.8	40.3	44.2	70.3	79.1
NMCB	29.4	30.4	30.7	26.8	9.4	5.7
NMCS	13.0	12.9	14.3	14.0	8.2	4.5
NMCB	14.6	13.9	14.7	15.0	12.1	10.7
Total NMC	57.0	57.2	59.7	55.8	29.7	20.9
<u>FB-111</u>						
FMC	47.4	36.8	38.3	46.1	64.3	64.1
PMC	3.5	5.3	4.7	5.0	3.1	4.9
Total MC	50.9	42.1	43.0	51.2	67.4	69.0
NMCB	25.5	26.3	23.5	16.7	8.5	6.6
NMCS	7.2	13.0	8.3	7.6	8.0	5.4
NMCB	16.4	18.6	25.2	24.5	16.1	19.0
Total NMC	49.1	57.9	57.0	48.8	32.6	31.0
<u>CARGO/TANKER:</u>						
<u>C-5</u>						
FMC	40.5	48.7	49.7	47.0	44.3	53.4
PMC	9.2	5.1	4.9	3.7	4.1	8.1
Total MC	49.7	53.8	54.6	50.7	48.4	61.7
NMCB	9.5	8.7	10.2	13.1	13.6	9.2
NMCS	4.3	3.2	2.0	2.6	3.2	7.7
NMCB	36.5	34.3	33.2	33.6	34.8	21.4
Total NMC	50.3	46.2	45.4	49.3	51.6	38.3

TABLE D-16 (Cont'd)

MISSION CAPABILITY RATES BY AIRCRAFT MISSION/DESIGNATION IN PERCENT 1/  
As of Feb 1988

AIRCRAFT		Fiscal Year					
		1982	1983	1984	1985	1986	1987
<u>CARGO/TANKER</u> (Cont'd)	<u>C-130</u>						
	FMC	43.4	37.6	37.9	42.8	43.4	42.7
	PMC	19.5	23.0	21.5	19.5	19.8	28.4
	Total MC	63.0	60.6	59.4	62.3	63.3	71.2
	NMCM	21.9	22.5	23.1	21.6	22.0	14.2
	NMCS	4.4	5.2	5.4	4.6	4.3	5.0
	NMCB	10.7	11.7	12.1	11.5	10.4	9.6
	Total NMC	37.0	39.4	40.6	37.7	36.7	28.8
	<u>KC-135A</u>						
	FMC	66.4	66.9	68.4	71.6	84.3	87.4
	PMC	3.7	2.5	2.8	1.9	0.9	2.0
	Total MC	70.1	69.5	71.3	73.6	85.2	89.4
	NMCM	13.9	13.8	15.2	13.4	6.7	5.2
	NMCS	6.5	7.1	5.8	6.5	4.8	3.0
	NMCB	9.5	9.6	7.7	6.5	3.3	2.4
	Total NMC	29.9	30.5	28.7	26.4	14.8	13.6
	<u>C-141</u>						
	FMC	47.0	50.6	52.6	54.3	47.4	62.8
	PMC	17.0	16.6	14.6	14.0	22.9	16.3
	Total MC	64.1	67.3	67.2	68.3	70.3	79.2
	NMCM	26.0	24.7	25.2	25.2	22.5	14.0
	NMCS	4.5	3.8	2.8	2.6	2.9	2.8
	NMCB	5.4	4.2	4.8	3.9	4.3	4.0
	Total NMC	35.9	32.7	32.8	31.7	29.7	20.8
	<u>FIGHTER:</u>						
	<u>F-4</u>						
	FMC	51.0	51.5	56.2	62.8	65.2	67.6
PMC	13.5	14.4	12.2	9.2	7.2	6.4	
Total MC	64.6	65.8	68.3	72.0	72.6	74.1	
NMCM	21.6	21.2	19.9	18.0	18.5	17.7	
NMCS	6.3	5.3	4.8	4.0	3.6	3.2	
NMCB	7.5	7.7	7.0	6.0	5.3	5.0	
Total NMC	35.4	34.2	31.7	28.0	27.4	25.9	
<u>F-5</u>							
FMC	62.3	59.6	70.1	74.1	76.6	75.6	
PMC	6.0	12.0	4.2	4.3	3.0	3.1	
Total MC	68.4	71.7	74.3	78.4	79.6	78.6	
NMCM	16.5	13.7	11.9	10.9	9.9	9.6	
NMCS	10.4	9.3	8.7	5.5	4.5	6.0	
NMCB	4.7	5.3	5.1	5.2	6.0	5.8	
Total NMC	31.6	28.3	25.7	21.6	20.4	21.4	

TABLE D-16 (Cont'd)

MISSION CAPABILITY RATES BY AIRCRAFT MISSION/DESIGNATION IN PERCENT 1/  
As of Feb 1988

AIRCRAFT		Fiscal Year					
		1982	1983	1984	1985	1986	1987
<u>FIGHTER:</u> <u>(Cont'd)</u>	<u>F-15</u>						
	FMC	64.6	62.1	71.6	77.9	77.7	79.9
	PMC	1.6	1.7	1.4	0.9	1.4	1.8
	Total MC	66.3	63.9	73.0	78.7	79.2	81.9
	NMCM	15.4	16.3	13.5	12.1	11.2	10.1
	NMCS	14.4	16.1	9.6	6.2	6.4	5.0
	NMCB	3.9	3.7	3.9	3.0	3.2	3.0
	Total NMC	33.7	36.1	27.0	21.3	20.8	18.1
	<u>F-16</u>						
	FMC	60.3	65.8	75.8	80.5	83.9	83.8
	PMC	6.4	4.6	2.4	1.8	1.6	1.9
	Total MC	66.8	70.5	78.3	82.2	85.4	85.8
	NMCM	11.9	15.5	12.2	9.5	7.7	7.4
	NMCS	17.6	10.1	6.5	6.2	5.5	5.0
	NMCB	3.7	3.9	3.0	2.1	1.4	1.8
	Total NMC	33.2	29.5	21.7	17.8	14.6	14.2
	<u>F-106</u>						
	FMC	52.5	62.0	71.9	75.2	77.1	80.2
	PMC	16.6	11.0	4.5	3.5	1.6	1.0
	Total MC	69.1	73.0	76.5	78.8	78.7	82.3
NMCM	18.6	15.7	14.2	13.6	14.0	10.4	
NMCS	4.9	5.1	4.0	2.7	1.8	2.4	
NMCB	7.4	6.2	5.3	4.9	5.5	4.9	
Total NMC	30.9	27.0	23.5	21.2	21.3	17.7	
<u>F-111</u>							
FMC	54.6	50.5	56.7	62.8	62.8	66.4	
PMC	7.5	10.9	8.4	6.3	6.7	7.4	
Total MC	62.2	61.6	65.3	69.1	69.5	73.8	
NMCM	26.7	24.0	22.4	20.1	19.7	16.3	
NMCS	5.9	7.6	6.6	4.5	4.9	5.2	
NMCB	5.2	6.8	5.7	6.3	5.9	4.7	
Total NMC	37.8	38.4	34.7	30.9	30.5	26.2	
<u>RECONNAISSANCE/ELECTRONIC:</u>							
	<u>E-3</u>						
	FMC	69.5	71.0	75.7	76.1	82.1	83.1
	PMC	2.1	6.7	6.2	6.8	4.6	4.4
	Total MC	71.6	77.8	81.9	82.9	86.7	87.5
	NMCM	15.8	13.7	11.6	10.7	10.1	9.3
	NMCS	7.5	5.9	3.8	3.8	2.1	2.4
	NMCB	5.1	2.6	2.7	2.4	1.1	0.8
	Total NMC	28.4	22.2	18.1	16.9	13.3	12.5

TABLE D-16 (Con't)

MISSION CAPABILITY RATES BY AIRCRAFT MISSION/DESIGNATION IN PERCENT 1/  
As of Feb 1988

AIRCRAFT	Fiscal Year					
	1982	1983	1984	1985	1986	1987
<u>TRAINER:</u>						
<u>T-37</u>						
FMC	72.4	75.2	75.8	83.3	86.7	85.3
PMC	4.0	3.4	4.7	3.0	2.9	3.9
Total MC	76.4	78.7	80.5	86.3	89.7	89.2
NMC						
NMCB						
Total NMC	23.6	21.3	19.5	13.7	10.3	10.8
<u>T-38</u>						
FMC	59.6	64.6	66.8	73.0	76.0	76.0
PMC	6.2	4.6	5.7	5.4	5.9	7.5
Total MC	65.9	69.2	72.5	78.5	82.0	83.6
NMC						
NMCB						
Total NMC	34.1	30.8	27.5	21.5	18.0	16.4
<u>ALL AIRCRAFT:</u>						
FMC	58.2	59.4	63.1	68.1	71.5	73.5
PMC	8.6	8.7	7.7	6.5	6.3	7.1
TOTAL MC	66.8	68.2	71.0	74.7	77.9	80.6
NMC						
NMCB						
TOTAL NMC	33.2	31.8	29.0	25.3	22.1	19.4

Remarks: Total of MC and NMC may not add due to rounding.

Footnotes:

- 1/ Includes Air National Guard and Air Reserve Forces.
- 2/ MC - Mission Capable.
- 3/ FMC - Fully Mission Capable.
- 4/ PMC - Partially Mission Capable.
- 5/ NMC - Not Mission Capable.
- 6/ NMCB - Not Mission Capable, Maintenance.
- 7/ NMCS - Not Mission Capable, Supply.
- 8/ NMCB - Not Mission Capable, both Maintenance and Supply.

OPR: AF/LEYYC, Ms D Hayman, Ext 74668, 4A312.

TABLE D-17

AVIATION FUEL CONSUMPTION AND COST FACTORS  
As of Feb 1988

Fiscal Year	Flying Hours in Millions	CONSUMPTION		COST			
				TOTAL		AVERAGE PER FLYING HOUR	
		Total in Billions of Gallons	Average per Flying Hour	Billions of Current Dollars	Billions of Constant FY 89 Dollars	Current Dollars	Constant FY 89 Dollars
1972	5.5	6.17	1120	0.60	3.76	109	684
1973	4.9	5.50	1120	0.61	3.36	124	686
1974	3.8	4.12	1080	0.93	2.51	245	661
1975	3.6	4.03	1120	1.47	2.46	408	683
1976	3.1	3.65	1180	1.45	2.23	468	719
1977	3.2	3.65	1140	1.58	2.23	494	697
1978	3.1	3.61	1160	1.53	2.20	494	710
1979	3.2	3.61	1130	1.59	2.20	497	688
1980	3.1	3.61	1160	3.75	2.20	1210	710
1981	3.2	3.70	1160	4.34	2.26	1356	706
1982	3.3	3.86	1170	5.00	2.35	1515	712
1983	3.4	3.74	1100	4.40	2.28	1294	671
1984	3.4	3.75	1110	3.80	2.29	1118	674
1985	3.5	3.74	1142	3.74	2.28	1069	651
1986	3.5	3.92	1136	3.14	2.39	897	683
1987	3.5	4.00	1169	2,96	2.44	846	697

**Footnote:**

1/ USAF Raw Inflation Indices used to calculate constant dollars.  
OPR: AF/ACBOM, Mr John Uperti, Ext 43801.





# USAF ACTIVE MAJOR INSTALLATIONS

BY "OPERATING COMMAND" & MAJOR TENANT COMMANDS  
AS OF: 4 APRIL 1988  
(UNCLASSIFIED)

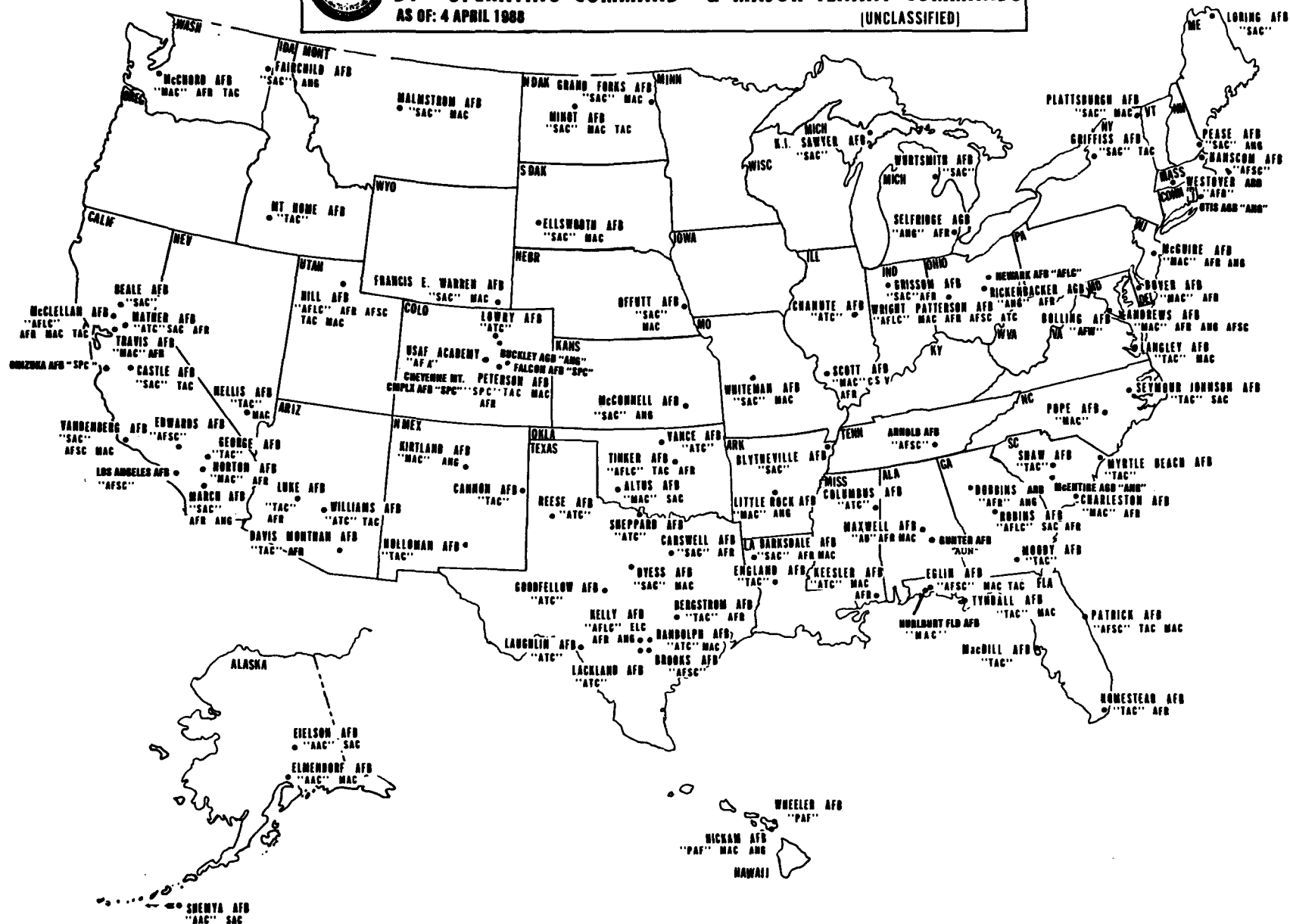


FIGURE D-5

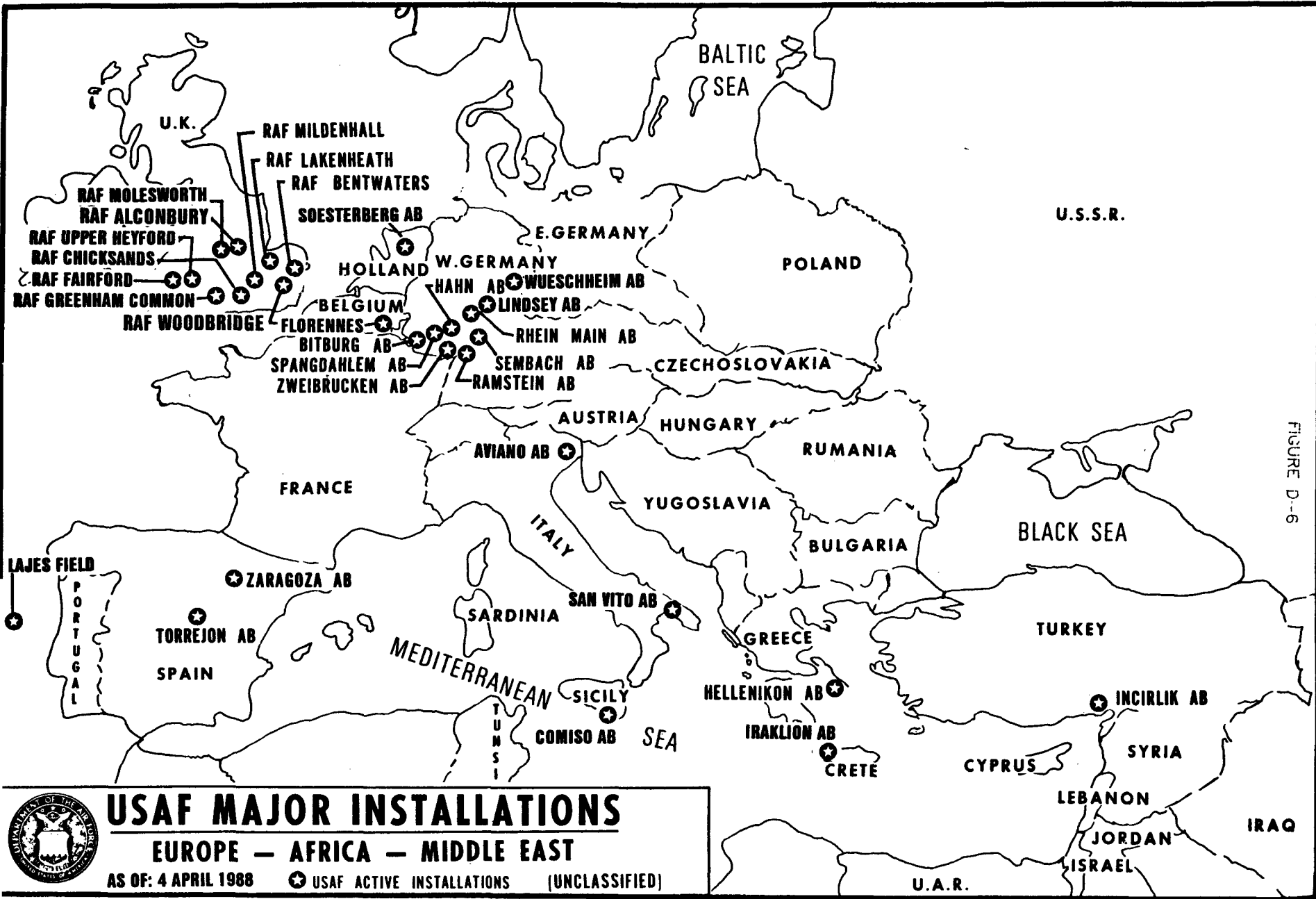
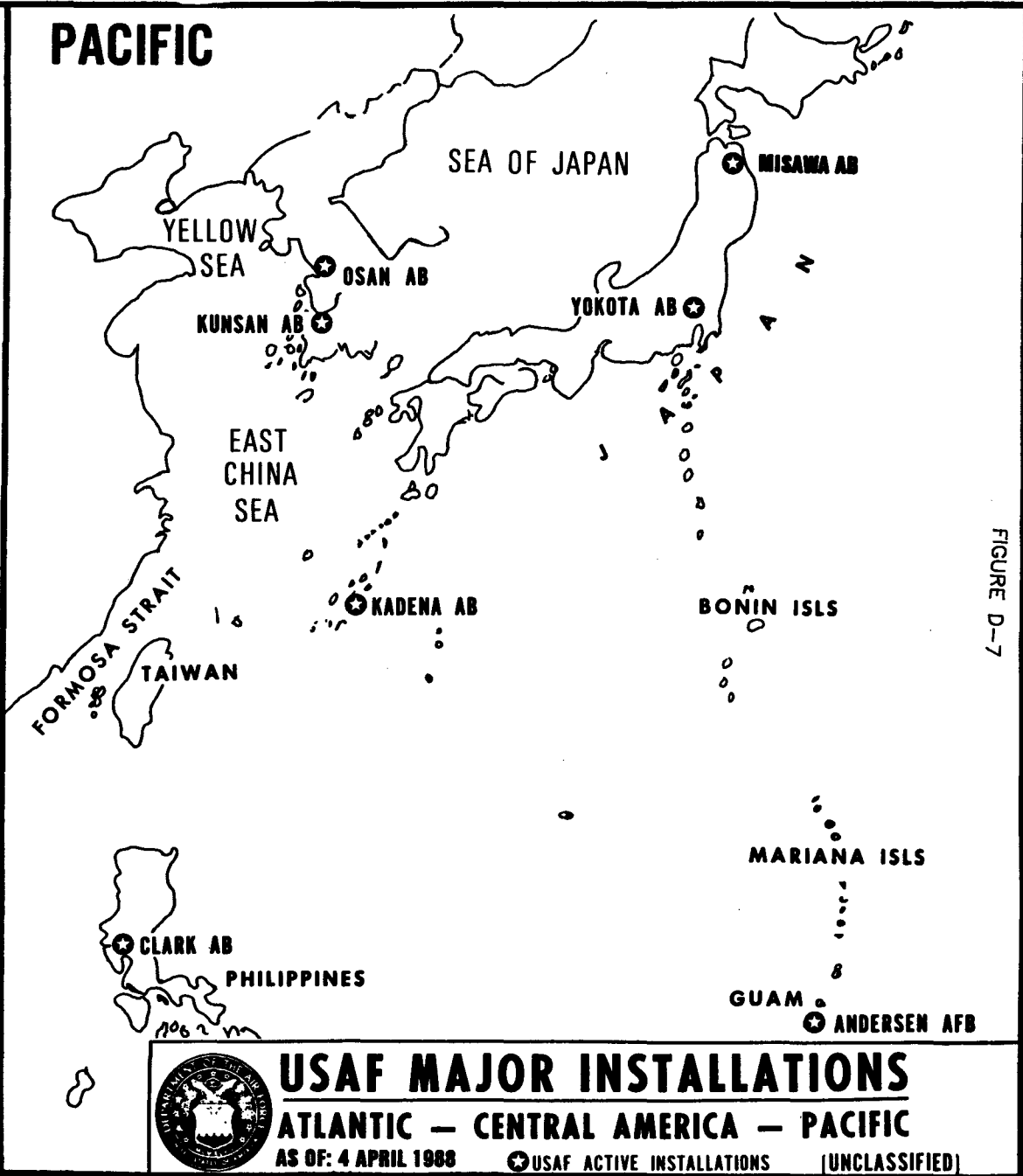
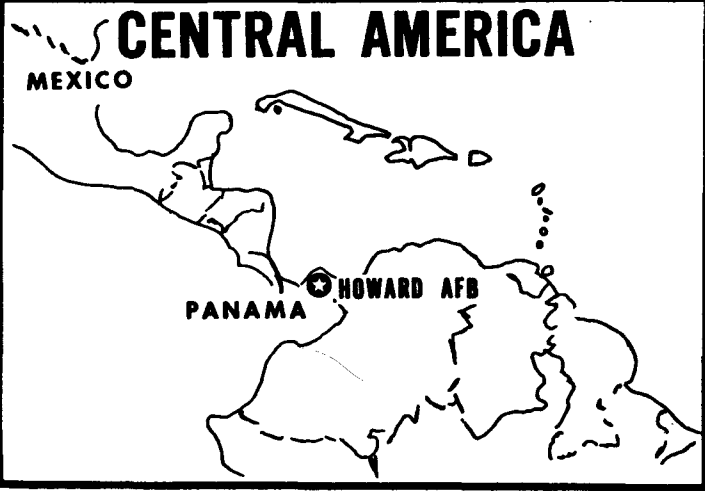


FIGURE D-6



## USAF MAJOR INSTALLATIONS

ATLANTIC — CENTRAL AMERICA — PACIFIC

AS OF: 4 APRIL 1988

⊙ USAF ACTIVE INSTALLATIONS

(UNCLASSIFIED)

FIGURE D-7

D-35

TABLE D-18

AIR FORCE INSTALLATION POSTURE  
(As of Feb 1988)

<u>MAJOR INSTALLATION</u> (Base) <u>1/</u>		
50 States and US Possessions <u>2/</u>	102	
Foreign	<u>38</u>	140
Worldwide		
<u>MINOR INSTALLATION</u> (Station) <u>3/</u>		
50 States and US Possessions <u>2/</u>	107	
Foreign	<u>14</u>	121
Worldwide		
<u>SUPPORT SITE</u> <u>4/</u>		
50 States and US Possessions <u>2/</u>	130	
Foreign	<u>116</u>	246
Worldwide		
<u>OTHER ACTIVITY</u> <u>5/</u>		
50 States and US Possessions <u>2/</u>	423	
Foreign	<u>401</u>	824
Worldwide		

Footnotes.

1/ Major Installation: (Air Force Base, Air Base, Air Reserve Base or Air Guard Base).

A self-supporting center of operations for actions of importance to Air Force combat, combat support, or training. Operated by an Active, Reserve, or Guard unit of group size or larger with all land, facilities and organic support needed to accomplish the unit mission. Must have real property accountability through ownership, lease, permit, or other written agreement for all real estate and facilities. Agreements with foreign governments which give the Air Force jurisdiction over real property meet this requirement. Shared use agreements (as opposed to joint use agreements where the Air Force owns the runway) do not meet the criteria to be major installations.

TABLE D-18 (Cont'd)

AIR FORCE INSTALLATIONS AND PROPERTIES

---

Footnotes (Cont'd).

2/ Includes Air Reserve Forces (AFRES and ANG).

3/ Minor Installation: (Air Force Station, Air Station, Air Reserve Station or Air Guard Station).

Facility operated by Active, Reserve, or Guard unit of at least squadron size that does not otherwise satisfy all the criteria for a major installation. Examples of minor installations are Reserve and Guard flying operations that are located at civilian-owned airports.

4/ Support Site: Facility operated by Active, Reserve, or Guard unit that provides overall support to the Air Force mission and does not satisfy the criteria for a major or minor installation. Examples of support sites are missile tracking sites; radar bomb scoring sites; Air Force-owned, contractor-operated plants; radio relay sites, etc.

5/ Other Activity: Air Force unit or activity that has little or no real property accountability over the real estate it occupies. Examples include Active, Guard or Reserve Air Force units that are located on installations belonging to other services or leased office space that supports recruiting detachments, Civil Air Patrol, etc.

---

OPR: AF/PRPJC, Mrs N Whitehurst, Ext 42129.  
Data Source: FY 90 POM.

TABLE D-19

AIR FORCE RESERVE FLYING UNIT LOCATIONS BY STATE, 1987  
As of Feb 1988

<u>ALABAMA</u> Maxwell AFB	<u>MICHIGAN</u> Selfridge AGB
<u>ARIZONA</u> Luke AFB Davis Monthan AFB	<u>MINNESOTA</u> Minneapolis-St Paul IAP
<u>CALIFORNIA</u> March AFB Mather AFB Norton AFB Travis AFB	<u>MISSISSIPPI</u> Keesler AFB
<u>COLORADO</u> Peterson AFB	<u>MISSOURI</u> Richards-Gebaur Apt
<u>DELAWARE</u> Dover AFB	<u>NEW JERSEY</u> McGuire AFB
<u>FLORIDA</u> Homestead AFB Eglin AFB Aux 3 (Duke Field)	<u>NEW YORK</u> Niagara Falls IAP
<u>GEORGIA</u> Dobbins AFB	<u>NORTH CAROLINA</u> Seymour-Johnson AFB
<u>ILLINOIS</u> Chicago O'Hare IAP Scott AFB	<u>OHIO</u> Rickenbacker AGB Wright-Patterson AFB Youngstown MAP
<u>INDIANA</u> Grissom AFB	<u>OKLAHOMA</u> Tinker AFB
<u>LOUISIANA</u> Barksdale AFB New Orleans NAS	<u>OREGON</u> Portland IAP
<u>MARYLAND</u> Andrews AFB	<u>PENNSYLVANIA</u> Gtr Pittsburgh IAP Willow Grove NAS
<u>MASSACHUSETTS</u> Westover AFB	<u>SOUTH CAROLINA</u> Charleston AFB

TABLE D-19 (Cont'd)

AIR RESERVE FLYING UNIT LOCATIONS BY STATE, 1987  
As of Feb 1988

<u>TEXAS</u> Bergstrom AFB Carswell AFB Kelly AFB  <u>UTAH</u> Hill AFB	<u>WASHINGTON</u> McChord AFB  <u>WISCONSIN</u> Gen B Mitchell Field
---	--

OPR: AF/PRPJB, Mr R DiCamillo, Ext 77356, 5C966.

Table D-20

AIR NATIONAL GUARD FLYING UNIT LOCATIONS BY STATE, 1987  
As of Feb 1988

<p><u>ALABAMA</u> Birmingham MAP Dannelly Field</p> <p><u>ALASKA</u> Anchorage IAP Eielson AFB</p> <p><u>ARIZONA</u> Phoenix-Sky Harbor IAP Tucson IAP</p> <p><u>ARKANSAS</u> Ft Smith MAP Little Rock AFB</p> <p><u>CALIFORNIA</u> Fresno Air Terminal March AFB Moffett NAS Van Nuys Apt</p> <p><u>COLORADO</u> Buckley AGB</p> <p><u>CONNECTICUT</u> Bradley IAP</p> <p><u>DELAWARE</u> Gtr Wilmington Apt</p> <p><u>FLORIDA</u> Jacksonville IAP</p> <p><u>GEORGIA</u> Dobbins AFB Savannah IAP</p> <p><u>HAWAII</u> Hickam AFB</p>	<p><u>IDAHO</u> Boise Air Terminal</p> <p><u>ILLINOIS</u> Capital MAP Chicago O'Hare IAP Gtr Peoria Apt</p> <p><u>INDIANA</u> Ft Wayne MAP Hulman Regional Apt</p> <p><u>IOWA</u> Des Moines IAP Sioux City MAP</p> <p><u>KANSAS</u> Forbes Field McConnell AFB</p> <p><u>KENTUCKY</u> Standiford Field</p> <p><u>LOUISIANA</u> New Orleans NAS</p> <p><u>MAINE</u> Bangor IAP</p> <p><u>MARYLAND</u> Andrews AFB Martin State Apt</p> <p><u>MASSACHUSETTS</u> Barnes MAP Otis AGB</p> <p><u>MICHIGAN</u> Selfridge, AGB W.K Kellogg Apt</p>
---	--



Table D-20 (Cont'd)

AIR NATIONAL GUARD FLYING UNIT LOCATIONS BY STATE, 1987  
As of Feb 1988

<p><u>MINNESOTA</u> Duluth IAP Minneapolis-St Paul IAP</p> <p><u>MISSISSIPPI</u> Allen C. Thompson Field Key Field</p> <p><u>MISSOURI</u> Lambert-St Louis IAP Rosecarns Mem Apt</p> <p><u>MONTANA</u> Great Falls IAP</p> <p><u>NEBRASKA</u> Lincoln MAP</p> <p><u>NEVADA</u> Reno IAP</p> <p><u>NEW HAMPSHIRE</u> Pease AFB</p> <p><u>NEW JERSEY</u> Atlantic City Apt McGuire AFB</p> <p><u>NEW MEXICO</u> Kirtland AFB</p> <p><u>NEW YORK</u> Hancock Field Niagara Falls IAP Schenectady Apt Stewart RTC Suffolk Co Apt</p> <p><u>NORTH CAROLINA</u> Douglas MAP</p>	<p><u>NORTH DAKOTA</u> Hector Field</p> <p><u>OHIO</u> Mansfield MPT Rickenbacker AGB Springfield MPT Toledo Express Apt</p> <p><u>OKLAHOMA</u> Tulsa IAP Will Rogers World Apt</p> <p><u>OREGON</u> Kingsley Field Portland IAP</p> <p><u>PENNSYLVANIA</u> Gtr Pittsburgh IAP Harrisonburg/Olmstead Willow Grove NAS</p> <p><u>RHODE ISLAND</u> Quonset State Apt</p> <p><u>SOUTH CAROLINA</u> McEntire AGB</p> <p><u>SOUTH DAKOTA</u> Joe Foss Field</p> <p><u>TENNESSEE</u> McGhee Tyson Apt Memphis IAP Nashville Metro Apt</p> <p><u>TEXAS</u> Ellington Field Kelly AFB Dallas NAS</p>
---	--

TABLE D-20 (Con't)

AIR NATIONAL GUARD FLYING UNIT LOCATIONS BY STATE, 1987  
As of Feb 1988

<u>UTAH</u> Salt Lake City IAP	<u>WEST VIRGINIA</u> Yeager Apt EWRA Shepherd Field
<u>VERMONT</u> Burlington IAP	<u>WISCONSIN</u> Gen B. Mitchell Field Truax Field
<u>VIRGINIA</u> Richmond IAP	<u>WYOMING</u> Cheyenne MAP
<u>WASHINGTON</u> Fairchild AFB	

OPR: AF/PRPJB, Mr R DiCamillo, Ext 77356, 5C966.

TABLE D-21

FAMILY HOUSING 1/  
(As of Feb 88)

	Fiscal Year						
	1981	1982	1983	1984	1985	1986	1987 & 1988
<u>Base Housing Units</u>							
Occupied Units	136,130	135,976	135,773	134,038	135,121	135,411	136,430
Unoccupied Units <sup>2/</sup>	2,121	1,972	1,764	1,646	2,235	7,756	6,600
Total Govt Owned/ Leased Housing Units <sup>3/</sup>	138,251	137,948	137,537	135,684	137,356	143,167	143,030
<u>Community Housing Units</u>							
Occupied Units	212,424	226,517	218,640	234,568	232,314	239,755	241,179
<u>Total Housing Occupied</u>	348,554	362,493	354,413	368,606	367,435	375,166	377,609

Footnotes:

- 1/ A "Family" person is defined as one eligible for BAQ at the "with dependent" rate.
- 2/ Beginning with 1986 statistics, "unoccupied units" include units inactive due to major repairs or disposal actions, as well as those for reasons of change of occupancy.
- 3/ Approximately 9,300 occupants are non-Air Force, i.e., Army, Navy, USMC, USCG, foreign military and civilians. Also 6,500 Air Force sponsors occupy other DoD housing.

OPR: AF/LEEHO, Mr W Christie, Ext 50392, 5D431.

# KEY PERSONNEL

TABLE E-1

CONGRESSIONAL COMMITTEES  
(Current as of Feb 1988)

Senate Appropriations Committee

<u>Democrats</u>	
Stennis, John C. (MS) Chmn.	Leahy, Patrick J. (VT)
Byrd, Robert C. (WV)	Sasser, James R. (TN)
Proxmire, William (WI)	DeConcini, Dennis (AZ)
Inouye, Daniel K. (HI)	Bumpers, Dale (AR)
Hollings, Ernest F. (SC)	Lautenberg, Frank (NJ)
Chiles, Lawton (FL)	Harkin, Tom (IA)
Johnston, J. Bennett, Jr.(LA)	Mikulski, Barbara (MD)
Burdick, Quentin N. (ND)	Reid, Harry (NV)
<u>Republicans</u>	
Hatfield, Mark O. (OR)	Kasten, Robert, Jr. (WI)
Stevens, Ted (AK)	D'Amato, Alfonse M. (NY)
Weicker, Lowell P., Jr.(CT)	Rudman, Warren (NH)
McClure, James A. (ID)	Specter, Arlen (PA)
Garn, Jake (UT)	Domenici, Pete (NM)
Cochran, Thad (MS)	Grassley, Charles (IA)
	Nickles, Don (OK)

Senate Appropriations Defense Subcommittee

<u>Democrats</u>	
Stennis, John C. (MS) Chmn.	Chiles, Lawton (FL)
Proxmire, William (WI)	Johnston, J. Bennett, Jr.(LA)
Inouye, Daniel K. (HI)	Byrd, Robert C. (WV)
Hollings, Ernest F. (SC)	Leahy, Patrick (VT)
	Sasser, James R. (TN)
	DeConcini, Dennis (AZ)
<u>Republicans</u>	
Stevens, Ted (AK)	Kasten, Robert W., Jr.(WI)
Weicker, Lowell P., Jr.(CT)	D'Amato, Alfonse M. (NY)
Garn, Jake (UT)	Rudman, Warren (NH)
McClure, James A. (ID)	Cochran, Thad (MS)

TABLE E-1 (Cont'd)

CONGRESSIONAL COMMITTEES  
(Current as of Feb 1988)

Senate Military Construction Subcommittee

Democrats

Sasser, James R. (TN) Chmn.      Proxmire, William (WI)  
Inouye, Daniel K. (HI)          Reid, Harry (NV)

Republicans

Specter, Arlen (PA)              Stevens, Ted (AK)  
Garn, Jake (UT)

House Appropriations Committee

Democrats

Whitten, Jamie, L. (MS) Chmn.	Sabo, Martin Olav (MN)
Boland, Edward P. (MA)	Dixon, Julian C. (CA)
Natcher, William H. (KY)	Fazio, Vic (CA)
Smith, Neal (IA)	Hefner, W.G. (Bill) (NC)
Yates, Sidney R. (IL)	AuCoin, Les (OR)
Obey, David R. (WI)	Akaka, Daniel K. (HI)
Roybal, Edward R. (CA)	Watkins, Wes (OK)
Stokes, Louis (OH)	Gray, William H. III (PA)
Bevill, Tom (AL)	Dwyer, Bernard J. (NJ)
Chappell, Bill Jr. (FL)	Hoyer, Steny H. (MD)
Alexander, Bill (AR)	Carr, Bob (MI)
Murtha, John P. (PA)	Mrazek, Robert J. (NY)
Traxler, Bob (MI)	Durbin, Richard (IL)
Early, Joseph D. (MA)	Coleman, Ronald (TX)
Wilson, Charles (TX)	Mollohan, Alan B. (WV)
Boggs, Lindy (LA)	Thomas, Robert L. (GA)
Dicks, Norman D. (WA)	
McHugh, Matthew F. (NY)	
Lehman, William (FL)	

TABLE E-1 (Cont'd)

CONGRESSIONAL COMMITTEES  
(Current as of Feb 1988)

House Appropriations Committee

Republicans

Conte, Silvio O. (MA)	Green, Bill (NY)
McDade, Joseph M. (PA)	Lewis, Jerry (CA)
Myers, John T. (IN)	Porter, John Edward (IL)
Miller, Clarence E. (OH)	Rogers, Harold (KY)
Coughlin, Lawrence (PA)	Skeen, Joe (NM)
Young, C. W. (Bill) (FL)	Wolf, Frank (VA)
Kemp, Jack F. (NY)	Lowery, Bill (CA)
Regula, Ralph S. (OH)	Weber, Vin (MN)
Smith, Virginia (NE)	DeLay, Thomas (TX)
Pursell, Carl D. (MI)	Kolbe, Jim (AZ)
Edwards, Mickey (OK)	
Livingston, Robert L. (LA)	

House Defense Subcommittee

Democrats

Chappell, Bill Jr. (FL) Chmn.	Wilson, Charles (TX)
Murtha, John P. (PA)	Hefner, W.G. (Bill) (NC)
Dicks, Norman D. (WA)	AuCoin, Les (OR)
	Sabo, Martin (MN)

Republicans

McDade, Joseph M. (PA)	Miller, Clarence E. (OH)
Young, C.W. Bill (FL)	Livingston, Robert L. (LA)

House Military Construction Subcommittee

Democrats

Hefner, W.G.(Bill)(NC) Chmn.	Early, Joseph D.(MA)
Alexander, Bill (AR)	Dicks, Norman (WA)
Coleman, Ronald (TX)	Fazio, Vic (CA)
Bevill, Tom (AL)	Thomas, Robert L. (GA)

TABLE E-1 (Cont'd)

CONGRESSIONAL COMMITTEES  
(Current as of Feb 1988)

House Military Construction Subcommittee (Cont'd)

Republicans

Lowery, Bill (CA)	Kolbe, Jim (AZ)
Edwards, Mickey (OK)	DeLay, Thomas (TX)

Senate Armed Services Committee

Democrats

Nunn, Sam (GA) Chmn.	Bingaman, Jeff (NM)
Stennis, John C. (MS)	Dixon, Alan J. (IL)
Exon, J. James (NE)	Glenn, John (OH)
Levin, Carl (MI)	Gore, Al (TN)
Kennedy, Edward M. (MA)	Wirth, Tim (CO)
	Shelby, Richard (AL)

Republicans

Warner, John W. (VA)	Quayle, Dan (IN)
Thurmond, Strom (SC)	Wilson, Pete (CA)
Humphrey, Gordon J. (NH)	Gramm, Phil (TX)
Cohen, William S. (ME)	Symms, Steven (ID)
	McCain, John (AZ)

Senate Strategic Forces and Nuclear Deterrence Subcommittee

Democrats

Exon, J. James (NE) Chmn.	Kennedy, Edward M. (MA)
Stennis, John C. (MS)	Bingaman, Jeff (NM)
Levin, Carl (MI)	Glenn, John (OH)

Republicans

Thurmond, Strom (SC)	Quayle, Dan (IN)
Humphrey, Gordon J. (NH)	Wilson, Pete (CA)
Cohen, William S. (ME)	



TABLE E-1 (Cont'd)

CONGRESSIONAL COMMITTEES  
(Current as of Feb 1988)

Senate Readiness, Sustainability and Support Subcommittee

<u>Democrats</u>	
Dixon, Alan J. (IL) Chmn.	Bingaman, Jeff (NM)
Stennis, John C. (MS)	Wirth, Tim (CO)
Levin, Carl (MI)	
<u>Republicans</u>	
Humphrey, Gordon (NH)	Gramm, Phil (TX)
Thurmond, Strom (SC)	McCain, John (AZ)

Senate Manpower and Personnel Subcommittee

<u>Democrats</u>	
Glenn, John (OH) Chmn.	Kennedy, Edward M. (MA)
Exon, J. James (NE)	Shelby, Richard (AL)
<u>Republicans</u>	
Wilson, Pete (CA)	McCain, John (AZ)
Symms, Steven (ID)	

Senate Defense Industry and Technology Subcommittee

<u>Democrats</u>	
Bingaman, Jeff (NM) Chmn.	Dixon, Alan J. (IL)
Gore, Al (TN)	Wirth, Tim (CO)
<u>Republicans</u>	
Gramm, Phil (TX)	Symms, Steven (ID)
Quayle, Dan (IN)	

TABLE E-1 (Cont'd)

CONGRESSIONAL COMMITTEES  
(Current as of Feb 1988)

Senate Conventional Forces and Alliance  
Defense Subcommittee

<u>Democrats</u>	
Levin, Carl (MI) Chmn.	Gore, Al (TN)
Dixon, Alan J (IL)	Wirth, Tim (CO)
Glenn, John (OH)	Shelby, Richard (AL)
<u>Republicans</u>	
Quayle, Dan (IN)	Wilson, Pete (CA)
Thurmond, Strom (SC)	Gramm, Phil (TX)
Cohen, William (ME)	

Senate Projection Forces and Regional  
Defense Subcommittee

<u>Democrats</u>	
Kennedy, Edward M. (MA) Chmn.	Gore, Al (TN)
Stennis, John C. (MS)	Shelby, Richard (AL)
Exon, J. James (NE)	
<u>Republicans</u>	
Cohen, William (ME)	Symms, Steven (ID)
Humphrey, Gordon (NH)	McCain, John (AZ)

Senate Budget Committee

<u>Democrats</u>	
Chiles, Lawton (FL) Chmn.	Lautenberg, Frank (NJ)
Hollings, Ernest (SC)	Simon, Paul (IL)
Johnston, J. Bennett (LA)	Sanford, Terry (NC)
Sasser, James R. (TN)	Wirth, Tim (CO)
Riegle, Donald W., Jr. (MI)	Fowler, Wyche (GA)
Exon, J. James (NE)	Conrad, Kent (ND)
	Dodd, Christopher (CT)

TABLE E-1 (Cont'd)

CONGRESSIONAL COMMITTEES  
(Current as of Feb 1988)

Senate Budget Committee (Cont'd)

Republicans

Domenici, Pete V. (NM)	Kasten, Robert W., Jr. (WI)
Armstrong, William L. (CO)	Quayle, Dan (IN)
Kassebaum, Nancy (KS)	Danforth, John C. (MO)
Boschwitz, Rudolph E. (MN)	Nickles, Don (OK)
Symms, Steven (ID)	Rudman, Warren (NH)
Grassley, Charles E. (IA)	

House Budget Committee

Democrats

Gray, William (PA) Chmn.	Leath, Marvin (TX)
Foley, Thomas (WA)	Schumer, Charles (NY)
Lowry, Mike (WA)	Boxer, Barbara (CA)
Derrick, Butler (SC)	MacKay, Buddy (FL)
Miller, George (CA)	Slattery, James (KS)
Williams, Pat (MT)	Atkins, Chester (MA)
Wolpe, Howard (MI)	Oberstar, James (MN)
Frost, Martin (TX)	Guarini, Frank (NJ)
Fazio, Vic (CA)	Durbin, Richard (IL)
Russo, Marty (IL)	Espy, Mike (MS)
Jenkins, Ed (GA)	

Republicans

Latta, Delbert L. (OH)	Thomas, William (CA)
Gradison, Willis D., Jr. (OH)	Rogers, Harold (KY)
Mack, Connie (FL)	Sundquist, Don (TN)
Goodling, William (PA)	Johnson, Nancy (CT)
Smith, Denny (OR)	Armey, Dick (TX)
Boulter, Beau (TX)	Buechner, Jack (MO)
Edwards, Mickey (OK)	Houghton, Amory (NY)

TABLE E-1 (Cont'd)

CONGRESSIONAL COMMITTEES

(Current as of Feb 1988)

House Armed Services Committee

Democrats

Aspin, Les (WI) Chmn.	Dyson, Roy (MD)
Price, Melvin (IL)	Hertel, Dennis M. (MI)
Bennett, Charles E. (FL)	Lloyd, Marilyn B. (TN)
Stratton, Samuel S. (NY)	Sisisky, Norman (VA)
Nichols, Bill (AL)	Ray, Richard (GA)
Montgomery, G.V. (Sonny) (MS)	Spratt, John M., Jr. (SC)
Dellums, Ronald V. (CA)	McCloskey, Frank (IN)
Schroeder, Patricia (CO)	Ortiz, Solomon P. (TX)
Byron, Beverly B. (MD)	Darden, George (GA)
Mavroules, Nicholas (MA)	Robinson, Tommy F. (AR)
Hutto, Earl D. (FL)	Bustamante, Albert G. (TX)
Skelton, Ike (MO)	Boxer, Barbara (CA)
Leath, Marvin (TX)	Hochbrueckner, George (NY)
McCurdy, Dave (OK)	Brennan, Joseph (ME)
Foglietta, T. M. (PA)	Pickett, Owen (VA)

Republicans

Dickinson, William L. (AL)	Martin, Lynn (IL)
Spence, Floyd (SC)	Bateman, Herbert (VA)
Badham, Robert E. (CA)	Sweeney, Mac (TX)
Stump, Bob (AZ)	Blaz, Ben (GU)
Courter, James A. (NJ)	Ireland, Andy (FL)
Hopkins, Larry J. (KY)	Hansen, James (UT)
Davis, Robert W. (MI)	Rowland, John (CT)
Hunter, Duncan L. (CA)	Weldon, Curt (PA)
Martin, David O.B. (NY)	Kyl, Jon (AZ)
Kasich, John R. (OH)	Ravenel, Arthur (SC)
	Davis, Jack (IL)

TABLE E-1 (Cont'd)

CONGRESSIONAL COMMITTEES  
(Current as of Feb 1988)

House Research and Development Subcommittee

Democrats

Price, Melvin (IL) Chmn.	Darden, George (GA)
Aspin, Les (WI)	Boxer, Barbara (CA)
Schroeder, Patricia (CO)	Hochbrueckner, George (NY)
McCurdy, Dave (OK)	Brennan, Joseph (ME)
Hertel, Dennis (MI)	Pickett, Owen (VA)
McCloskey, Frank (IN)	

Republicans

Dickinson, William L. (AL)	Hunter, Duncan (CA)
Courter, James A. (NJ)	Martin, Lynn (IL)
Davis, Robert W. (MI)	Sweeney, Mac (TX)
Stump, Bob (AZ)	

House Procurement & Military Nuclear Systems Subcommittee

Democrats

Stratton, S. E. (NY) Chmn.	Sisisky, Norman (VA)
Mavroules, Nicholas (MA)	Ray, Richard (GA)
Skelton, Ike (MO)	Spratt, John Jr. (SC)
Leath, Marvin (TX)	Bustamante, Albert (TX)
Dyson, Roy (MD)	Bennett, Charles (FL)
Lloyd, Marilyn L. (TN)	

Republicans

Badham, Robert E. (CA)	Blaz, Ben (GU)
Courter, James A. (NJ)	Ireland, Andy (FL)
Davis, Robert W. (MI)	Hansen, James (UT)
Hopkins, Larry (KY)	Rowland, John (CT)

TABLE E-1 (Cont'd)

CONGRESSIONAL COMMITTEES  
(Current as of Feb 1988)

House Military Personnel and Compensation Subcommittee

Democrats

Byron, Beverly (MD) Ch-person	Ray, Richard (GA)
Montgomery, G.V. (Sonny) (MS)	Bustamante, Albert (TX)
Schroeder, Patricia (CO)	Pickett, Owen (VA)
Skelton, Ike (MO)	Nichols, Bill (AL)
Dyson, Roy (MD)	

Republicans

Bateman, Herbert (VA)	Davis, Jack (IL)
Kyl, Jon (AZ)	Weldon, Curt (PA)
Ravenel, Arthur (SC)	

House Readiness Subcommittee

Democrats

Mavroules, Nicholas (MA) Chmn.	Darden, George (GA)
Hutto, Earl (FL)	Robinson, Tommy (AR)
Leath, Marvin (TX)	Hochbrueckner, George (NY)
Ray, Richard (GA)	Nichols, Bill (AL)

Republicans

Kasich, John (OH)	Hansen, James (UT)
Martin, David (NY)	Rowland, John (CT)
Davis, Jack (IL)	

House Investigations Subcommittee

Democrats

Nichols, Bill (AL) Chmn.	Ortiz, Solomon (TX)
Mavroules, Nicholas (MA)	Boxer, Barbara (CA)
Sisisky, Norman (VA)	Stratton, Samuel (NY)
Spratt, John, Jr. (SC)	Dellums, Ronald (CA)
McCloskey, Frank (IN)	Byron, Beverly (MD)

TABLE E-1 (Cont'd)

CONGRESSIONAL COMMITTEES  
(Current as of Feb 1988)

House Investigations Subcommittee (Cont'd)

Republicans

Hopkins, Larry (KY)	Kyl, Jon (AZ)
Stump, Bob (AZ)	Sweeney, Mac (TX)
Kasich, John (OH)	Ireland, Andy (FL)

House Military Installations & Facilities Subcommittee

Democrats

Dellums, Ronald (CA) Chmn.	McCurdy, Dave (OK)
Montgomery, G.V.(Sonny)(MS)	Foglietta, Thomas (PA)
Hutto, Earl (FL)	Hertel, Dennis (MI)
Skelton, Ike (MO)	Ortiz, Solomon (TX)
Leath, Marvin (TX)	Robinson, Tommy (AR)

Republicans

Martin, David (NY)	Spence, Floyd (SC)
Dickinson, William (AL)	Ravenel, Arthur (SC)
Martin, Lynn (IL)	Weldon, Curt (PA)
Blaz, Ben (GU)	

House Seapower and Strategic and Critical  
Materials Subcommittee

Democrats

Bennett, Chas. (FL) Chmn.	Ortiz, Solomon (TX)
Hutto, Earl (FL)	Hochbrueckner, George (NY)
Foglietta, Thomas (PA)	Brennan, Joseph (ME)
Dyson, Roy (MD)	Pickett, Owen (VA)
Sisisky, Norman (VA)	

Republicans

Spence, Floyd (SC)	Badham, Robert (CA)
Hunter, Duncan, (CA)	Weldon, Curt (PA)
Bateman, Herbert (VA)	

OPR: SAF/ACBME, Ms P Sheppard, Ext 48110.

DEPARTMENT OF THE AIR FORCE KEY PERSONNEL 1/  
(Current as of 15 May 88)

HEADQUARTERS UNITED STATES AIR FORCE

SECRETARIAT

OFFICE OF THE SECRETARY OF THE AIR FORCE

Secretary of the Air Force .....	Honorable Edward C. Aldridge, Jr.
Military Assistant to Secretary of the Air Force.....	BGen Jon A. Reynolds

OFFICE OF THE UNDERSECRETARY OF THE AIR FORCE

Under Secretary of the Air Force .....	Honorable James F. McGovern
Assistant to Under Secretary for Program Development .....	Mr John J. Nethery
Deputy Under Secretary of the Air Force, Space Systems .....	Mr Jimmie D. Hill

OFFICE OF THE ASSISTANT SECRETARY OF THE AIR FORCE, READINESS SUPPORT

Assistant Secretary of the Air Force, Readiness Support .....	Honorable Tidal W. McCoy
Principal Deputy Assistant Secretary, Readiness Support .....	Ms Karen R. Keesling
Deputy Assistant Secretary, Force Support .....	Mr J. Michael Kelly
Deputy Assistant Secretary, Installations, Environment and Safety .....	Mr James F. Boatright
Deputy Assistant Secretary, Logistics .....	Mr Lloyd K. Moseman, II

OFFICE OF THE ASSISTANT SECRETARY OF THE AIR FORCE, MANPOWER AND RESERVE AFFAIRS

Assistant Secretary of the Air Force, Manpower and Reserve Affairs .....	Honorable Richard E. Carver
Principal Deputy Assistant Secretary, Manpower and Reserve Affairs .....	Mr Richard A. Harshman
Deputy Assistant Secretary, Manpower Resources and Military Personnel .....	Mr Eric M. Thorson
Deputy Assistant Secretary, Reserve Affairs .....	Mr Dennis M. Kenneally
Deputy for Air Force Review Boards .....	Mr Joe G. Lineberger
Executive Director, Air Force Board for Correction of Military Records .....	Mr C. Bruce Braswell
Director, Air Force Personnel Council .....	BGen Donald C. Metz
Deputy for Equal Opportunity .....	Ms Estella G. Guerra



TABLE E-2 (Cont'd)

DEPARTMENT OF THE AIR FORCE KEY PERSONNEL 1/  
(Current as of 15 May 88)

OFFICE OF THE ASSISTANT SECRETARY OF THE AIR FORCE FOR ACQUISITION

Assistant Secretary of the Air Force for Acquisition .....	Honorable John J. Welch, Jr.
Principal Deputy Assistant Secretary for Acquisition .....	LtGen George L. Monahan, Jr.
Deputy Assistant Secretary for Acquisition Management and Policy .....	Mr Daniel S. Rak
Assistant Deputy Assistant Secretary for Acquisition Management and Policy .....	MajGen Donald L. Lamberson
Deputy Assistant Secretary for Space Plans and Policy .....	Dr Charles W. Cook
Deputy Assistant Secretary for C3 and Computer Systems .....	Mr Andrew E. Bilinski
AF Competition Advocate .....	Mr Anthony J. DeLuca
Director for Contracting and Manufacturing Policy) .....	BGen John D. Slinkard
Director for Special Programs .....	Col Michael D. Marks
Director for Tactical Programs .....	MajGen Ronald W. Yates
Director for Strategic, Special Operations Forces and Airlift Programs .....	MajGen Michael D. Hall
Director for Avionics and Electronic Combat .....	BGen Noah E. Loy
Director for Space and Space Defense Initiative Programs .....	MajGen Thomas S. Moorman, Jr.
Director for Program Planning and Integration .....	Col John W. Douglass <u>2/</u>
Director (Acting) for Science and Technology .....	Col John W. Douglass <u>2/</u>

OFFICE OF THE ADMINISTRATIVE ASSISTANT (SAF/AA)

The Administrative Assistant .....	Mr Robert J. McCormick
Deputy Administrative Assistant for Security and Administrative Programs .....	Col William A. Davidson
Director of Information Management and Administration .....	Col William O. Nations

OFC OF THE COMPTROLLER OF THE AIR FORCE (SAF/AC)

Comptroller of the Air Force .....	LtGen Claudius E. Watts, III
Deputy Comptroller of the Air Force .....	Mr Joseph P. Popple
Assistant Deputy Comptroller of the Air Force ..	Col Gerald E. Hahn
Executive to the Comptroller .....	LtCol Dennis Samic <u>2/</u>
Assistant Executive to the Comptroller .....	Maj Dave Price

TABLE E-2 (Cont'd)

DEPARTMENT OF THE AIR FORCE KEY PERSONNEL  
(Current as of 15 May 88)

OFFICE OF THE COMPTROLLER OF THE AIR FORCE (Cont'd)

Deputy Comptroller, Budget ..... MajGen Leo W. Smith II  
 Assistant Deputy Comptroller, Budget ..... Vacant  
 Director of Budget Investment ..... Mr Frederick E. Tillman  
 Director of Budget Management ..... Mr Jerome S. Coleman  
 Director of Budget Operations..... RGen John L. Finan

Deputy Comptroller, Cost and Economics  
 (also Commander, Air Force Cost Center) ..... BGen (S) M. L. Haines  
 Assistant Deputy Comptroller, Cost and Economics  
 (also Technical Director, Air Force Cost Center) ... Mr Leroy T. Baseman  
 Division Chief, Cost Programs ..... Col John C. Graser  
 Division Chief, Economics and Financial  
 Management ..... Col James R. Mark  
 Division Chief, Security Assistance ..... Mr David W. Hinton

Assistant Comptroller, Accounting and Finance  
 (also Commanader, Air Force Accounting and  
 Finance Center ..... BGen Mark J. Worrick

Deputy Comptroller, Financial Policy and Banking .... Mr Gary W. Amlin  
 Assistant Deputy Comptroller, Financial Policy  
 and Banking ..... Vacant  
 Division Chief (Acting), Audit Liaison  
 and Follow-up ..... Mr Dennis G. Schilcher  
 Division Chief (Acting), Banking and  
 Financial Services ..... Mr Steve Roebuck  
 Division Chief, Systems and Procedures ..... Mr Joseph A. Roj

Management Systems Deputy ..... Mr A. Ernest Fitzgerald

Assistant Comptroller for Plans ..... Col Alex L. Graham

OFFICE OF THE AUDIT AGENCY (SAF/AG)

Auditor General ..... John W Boddie  
 Deputy Auditor General ... BGen Basil H. Pflumm

OFFICE OF THE GENERAL COUNCIL (SAF/GC)

General Council ..... Ms Anne N. Foreman

OFFICE OF THE ASSISTANT FOR INTERNATIONAL AFFAIRS (SAF/IA)

Assistant for International Affairs ..... Mr Jacques Paul Klein

TABLE E-2 (Cont'd)

DEPARTMENT OF THE AIR FORCE KEY PERSONNEL  
(Current as of 15 May 88)

OFFICE OF THE INSPECTOR GENERAL (SAF/IG)

Inspector General ..... LtGen Buford D. Lary  
Deputy Inspector General ..... MajGen Donald A Rigg

OFFICE OF THE LEGISLATIVE LIAISON (SAF/LL)

Director, Legislative Liaison ..... BGen Burton R. Moore  
Deputy Director, Legislative Liaison ..... BGen John F Hullender

OFFICE OF PUBLIC AFFAIRS (SAF/PA)

Director, Public Affairs ..... BGen Michael P. McRaney  
Deputy Director, Public Affairs ..... Col Peter L. Sloan

OFFICE OF SMALL AND DISADVANTAGED BUSINESS UTILIZATION (SAF/SB)

Director, Small and Disadvantaged Business  
Utilization ..... Mr Donald E. Rellins

OFFICE OF SPACE SYSTEMS (SAF/SS)

Director, Space Systems ..... BGen Donald G. Hard

AIR STAFF

OFFICE OF THE CHIEF OF STAFF, UNITED STATES AIR FORCE (USAF)

Chief of Staff, USAF ..... Gen Larry D. Welsh  
Vice Chief of Staff, USAF ..... Gen Monroe W. Hatch, Jr.  
Assistant Vice Chief of Staff, USAF ..... LtGen Carl R. Smith  
Chief Master Sergeant of the Air Force ..... CMSAF James C. Binnicker  
Chief, Office of Air Force History ..... Dr Richard H. Kohn  
Chief Scientist ..... Dr Harold W. Sorenson  
Chairman, USAF Scientific Advisory Board ..... Dr Robert W. Lucky

OFFICE OF THE AIR FORCE RESERVE

Chief of Air Force Reserve ..... MajGen Roger P. Scheer  
Deputy Chief of Air Force Reserve ..... BGen Shirley M. Carpenter

TABLE E-2 (Cont'd)

DEPARTMENT OF THE AIR FORCE KEY PERSONNEL  
(Current as of 15 May 88)

OFFICE OF THE DIRECTOR, AIR NATIONAL GUARD

Director, Air National Guard ..... MajGen John B. Conaway  
Deputy Director, Air National Guard ..... BGen John F. McMerty

OFFICE OF THE ASSISTANT CHIEF OF STAFF, SYSTEMS FOR COMMAND,  
CONTROL, COMMUNICATIONS AND COMPUTERS

Assistant Chief of Staff, Systems for Command,  
Control, Communications and Computers ..... MajGen Robert H. Ludwig  
Deputy Assistant Chief of Staff, Systems for  
Command, Control, Communications and Computers .... BGen Denis M. Brown  
Assistant to Assistant Chief of Staff, Systems  
for Command, Control, Communications and  
Computers ..... Mr Laurence A. Bernosky  
Director, AF Board, Personnel and Joint  
Matters ..... Col Elbert S. Walter  
Director, Architecture and Technology ..... Col Keith Berry  
Director, Command and Control and Mission  
Support Systems ..... Col Kenneth Key  
Director, Plans, Policy and Programming ..... Col Frank D. Hale

OFFICE OF THE ASSISTANT CHIEF OF STAFF, INTELLIGENCE

Assistant Chief of Staff, Intelligence ..... MajGen C. Norman Wood  
Deputy Assistant Chief of Staff, Intelligence ..... Col Billy J. Bingham  
Director, Intelligence Plans and Systems ..... Col Phillip E. Thompson

OFFICE OF THE ASSISTANT CHIEF OF STAFF, STUDIES AND ANALYSES

Assistant Chief of Staff, Studies  
and Analyses ..... BGen Richard E. Carr 2/  
Deputy Assistant Chief of Staff, Studies  
and Analyses ..... Col Henry E. Shinol  
Director, Resources ..... Col William E. Hutchinson  
Director, Strategic Force Analyses ..... Col Mario V. Masciola  
Director, Theater Force Analyses ..... Col Edwin D. Handley, Jr.

OFFICE OF THE CHIEF OF CHAPLAINS

Chief of Chaplains ..... MajGen Stuart E. Barstad  
Deputy Chief of Chaplains ..... BGen John P. McDonough

TABLE E-2 (Cont'd)

DEPARTMENT OF THE AIR FORCE KEY PERSONNEL  
(Current as of 15 May 88)

OFFICE OF THE JUDGE ADVOCATE GENERAL

Judge Advocate General .....	MajGen Robert W. Norris
Deputy Judge Advocate General .....	MajGen Keithe E. Nelson
Director, Civil Law .....	Col Nolan Sklute 2/
Director, USAF Judiciary .....	Col Patrick J. O'Brien

OFFICE OF THE SURGEON GENERAL

Surgeon General .....	LtGen Murphy A. Chesney
Deputy Surgeon General .....	MajGen Alexander M. Sloan
Assistant Surgeon General for Dental Services .....	BGen Donald J. Butz
Director, Medical Plans and Resources .....	Col Robert W. Poel 2/
Chief, AF Nurse Corps .....	BGen Carmelita Schimmenti
Chief, Biomedical Sciences Corps .....	Col Phlllip E. Smead
Chief, Medical Service Corps .....	Col John E. Murphy

OFFICE OF THE DEPUTY CHIEF OF STAFF, LOGISTICS AND ENGINEERING

Deputy Chief of Staff, Logistics and Engineering ....	LtGen Charles C. MacDonald
Assistant Deputy Chief of Staff, Logistics and Engineering .....	MajGen Charles P. Skipton
Special Assistant to Deputy Chief of Staff, Logistics and Engineering; and Deputy Chief of Staff, Research, Development, and Acquisition; and Deputy Chief of Staff for Reliability and Maintainability .....	BGen Frank S. Goodell
Director, Logistics Plans and Programs .....	MajGen Edward R. Bracken
Director, Engineering and Services .....	MajGen George E. Ellis
Director, Maintenance and Supply .....	BGen Billy A. Barrett
Director, Transportation .....	BGen Clarence H. Lindsey, Jr.

OFFICE OF THE DEPUTY CHIEF OF STAFF, PERSONNEL

Deputy Chief of Staff, Personnel .....	LtGen Thomas J. Hickey
Assistant Deputy Chief of Staff, Personnel .....	MajGen Larry D. Dillingham
Assistant Deputy Chief of Staff, Personnel for Military Personnel .....	MajGen Ralph E. Havens
Assistant for General Officer Matters .....	Col John J. Salvadore 2/
Director, Personnel Plans .....	BGen Maralin K. Coffinger
Director, Personnel Programs .....	BGen Billy J. Boles 2/
Director, Civilian Personnel .....	Mr Pat L. Schittulli

TABLE E-2 (Cont'd)

DEPARTMENT OF THE AIR FORCE KEY PERSONNEL  
(Current as of 15 May 88)

OFFICE OF THE DEPUTY CHIEF OF STAFF, PLANS AND OPERATIONS

Deputy Chief of Staff, Plans and Operations .....	LtGen Michael J. Dugan
Assistant Deputy Chief of Staff, Plans and Operations .....	MajGen Anthony J. Burshnick
Director, Plans .....	MajGen Albert L. Logan
Director, Operations .....	RGen Walter E. Webb, III <u>2/</u>
Director, Joint and National Security Council Matters .....	Col Arthur S. Huber

OFFICE OF THE DEPUTY CHIEF OF STAFF, PROGRAMS AND RESOURCES

Deputy Chief of Staff, Programs and Resources ....	LtGen James P. McCarthy
Assistant Deputy Chief of Staff, Programs and Resources .....	MajGen Jack W. Sheppard
Director, Programs and Evaluation .....	MajGen Ronald R. Fogleman
Director, International Programs .....	BGen Donald L. Kaufman
Director, Manpower and Organization .....	BGen John E. Jackson, Jr.

MAJOR COMMANDS

<u>AIR FORCE COMMUNICATIONS COMMAND</u> .....	MajGen James S. Cassity, Jr.
AFCC Engineering Installation Division .....	Col Robert A. Reinman
Air Training Communications Division .....	Col Jan P. Huggins
European Communications Division .....	BGen Samuel J. Greene
Logistics Communication Division .....	Col John D. Enloe
Pacific Communication Division .....	Col David J. Warren
Research and Acquisition Communications Division .....	Col Paul G. Patton
Space Communications Division .....	Col Vincent Majkowski
Strategic Communications Division .....	Col Stancil L. Dilda, Jr. <u>2/</u>
Tactical Communications Division .....	Col Albert J. Edmonds <u>2/</u>
Standard Systems Center .....	Col Gerome A. Landry
1800 Information Systems Wing .....	Col John W. Graves
1931 Information Systems Wing .....	Col Harvey L. Dent, Jr.
<u>AIR FORCE LOGISTICS COMMAND</u> .....	General Alfred G. Hansen
Aerospace Guidance and Metrology Center .....	Col Lloyd R. Powell
Aerospace Maintenance and Regeneration Center .....	Col Hubert W. Grounds

TABLE E-2 (Cont'd)

DEPARTMENT OF THE AIR FORCE KEY PERSONNEL  
(Current as of 15 May 88)

AIR FORCE LOGISTICS COMMAND (CONT'D)

AF Contract Law Center .....	BGen Norman R. Thorpe
AF Acquisition Logistics Center .....	BGen Joseph K. Spiers <u>2/</u>
AFLC Cataloging and Standardization Center .....	Col Marvin L. Davis
AFLC International Logistics Center .....	BGen Ronald C. Spivey
AFLC Logistics Management Systems Center .....	BGen James W. Hopp <u>2/</u>
AFLC Logistics Operations Center .....	BGen Michael D. Pavich
AFLC Support Center Europe .....	Col Thomas L. Ringley
Ogden Air Logistics Center .....	MajGen Robert P. McCoy
Oklahoma City Air Logistics Center .....	MajGen William P. Bowden
Sacramento Air Logistics Center .....	MajGen Lee V. Greer
San Antonio Air Logistics Center .....	MajGen Lewis G. Curtis
Warner Robins Air Logistics Center .....	MajGen Richard F. Gillis
Wright-Patterson Contracting Center .....	Col James F. Sears
USAF Medical Center, Wright-Patterson .....	Col Charles H. Roadman, II
USAF Museum .....	Col (Ret) Richard L. Uppstrom
2750 Air Base Wing .....	Col Stephen F. Kollar

ALASKAN AIR COMMAND ..... LtGen David L. Nichols

21 Tactical Fighter Wing .....	Col Stuart L. Alton
343 Tactical Fighter Wing .....	Col Philip W. Nuber <u>2/</u>

AIR FORCE SYSTEMS COMMAND ..... General Bernard P. Randolph

Aeronautical Systems Division .....	LtGen William E. Thurman
Electronic Systems Division .....	LtGen Melvin F. Chubb, Jr.
Space Division .....	LtGen Aloysius G. Casey
Space and Missile Test Organization .....	MajGen Donald L. Cromer
Human Systems Division .....	MajGen Fredric F. Doppelt
AF Contract Management Division .....	MajGen Bernard L. Weiss
Armament Division .....	MajGen Richard E. Steere
Foreign Technology Division .....	Col Gary Culp
AF Flight Test Center .....	MajGen William T. Twinting
Arnold Engineering Development Center .....	Col Stephen P. Condon
Ballistic Missile Office .....	BGen Edward P. Barry, Jr. <u>2/</u>
National Aerospace Plane Joint Program Office .....	Mr Robert R. Barthelemy

TABLE E-2 (Cont'd)

DEPARTMENT OF THE AIR FORCE KEY PERSONNEL  
(Current as of 15 May 88)

<u>AIR TRAINING COMMAND</u> .....	LtGen John A. Shaud
AF Reserve Officers Training Corps .....	Col Ralph R. Rohatsch, Jr. 2/
AF Military Training Center .....	MajGen Chris O. Divich
Chanute Technical Training Center .....	BGen Joel M. McKean
Goodfellow Technical Training Center .....	Col William E. Collins 2/
Keesler Technical Training Center .....	MajGen James G. Jones
Lowry Technical Training Center .....	MajGen Larry N. Tibbetts
Sheppard Technical Training Center .....	MajGen David W. Forgan
San Antonio Contracting Center .....	Col Maurice W. Puype
San Antonio Real Property Maintenance Agency ...	Col Donald A. Heinz
USAF Recruiting Service .....	BGen Edward D. Cherry
Officer Training School .....	Col John R. Morrison
Community College of the Air Force .....	Col Rodney V. Cox, Jr.
12 Flying Training Wing .....	Col Nicholas B. Kehoe, III
14 Flying Training Wing .....	Col Charles A. Edwards
47 Flying Training Wing .....	Col Joseph R. Bleymaier
64 Flying Training Wing .....	Col Mark H. Lillard, III
71 Flying Training Wing .....	Col Ronald G. Shamblin
80 Flying Training Wing .....	Col Travis E. Harrell
82 Flying Training Wing .....	Col William F. Flanagan
323 Flying Training Wing .....	Col Roy D. Sheetz
3636 Combat Crew Training Wing (Survival) .....	Col Hans E. Hanson
<u>AIR UNIVERSITY</u> .....	LtGen C. Truman Spangrud
Air War College .....	MajGen Harold W. Todd
Air Command and Staff College .....	BGen Frank E. Willis
AF Institute of Technology .....	BGen Stuart R. Boyd
AF Chaplain School .....	Col James M. Thurman
AU Center for Aerospace Doctrine, Research and Education .....	Col Sidney J. Wise
AU Library .....	Mr Robert B. Lane
Civil Air Patrol -- USAF .....	Col John T. Massingale, Jr.
Extension Course Institute .....	Col William A. Wojciechowski
Center for Professional Development .....	Col David L. Hosely
AF Logistics Management Center .....	Col Albert H. Smith, Jr.
Squadron Officer School .....	Col Ellwood P. Hinmann, III
USAF Regional Hospital, Maxwell .....	Col Robert Jones
USAF Senior NCO Academy .....	CMSgt Frank T. Guidas, Jr.
3800 Air Base Wing .....	Col Mark J. Dierlam, III



TABLE E-2 (Cont'd)

DEPARTMENT OF THE AIR FORCE KEY PERSONNEL  
(Current as of 15 May 88)

<u>ELECTRONIC SECURITY COMMAND</u> .....	MajGen Paul H. Martin
Electronic Security, Alaska .....	Col Gerard D. Cookson
Electronic Security, Europe .....	Col John P. Lynch
Electronic Security, Pacific .....	Col Robert S. Address
Electronic Security, Strategic.....	Col George Flock
Electronic Security, Tactical .....	Col Robert D. Green
AF Electronic Warfare Center .....	Col Wesley Brown
AF Cryptologic Support Center .....	Col Gary W. Manini
6940 Electronic Security Wing .....	Col James I. Carver, II
<u>MILITARY AIRLIFT COMMAND</u> .....	General Duane H. Cassidy
21 Air Force .....	MajGen Donald A. Logeais
322 Airlift Division .....	MajGen Paul A. Harvey
22 Air Force .....	MajGen Alexander K. Davidson
834 Airlift Division .....	BGen Vernon J. Kondra
23 Air Force .....	MajGen Robert B. Patterson
Aerospace Audiovisual Service .....	Col Louis V. Pelini
Air Weather Service .....	BGen George E. Chapman
USAF Airlift Center .....	Col John D. Fox
USAF Medical Center Scott .....	Col Michael J. Torma
<u>PACIFIC AIR FORCES</u> .....	General Jack I. Gregory
5 Air Force .....	LtGen James B. Davis
313 Air Division .....	BGen Peter D. Robinson
7 Air Force .....	LtGen Craven C. Rogers, Jr.
13 Air Force .....	MajGen Donald Snyder
15 Air Base Wing .....	Col William J. Kennedy
<u>AIR FORCE SPACE COMMAND</u> .....	LtGen Donald J. Kutyna
2 Space Wing .....	Col Lester J. Weber <u>2/</u>
<u>STRATEGIC AIR COMMAND</u> .....	General John T. Chain, Jr.
1 Strategic Aerospace Division .....	MajGen Donald O. Aldridge
8 Air Force .....	LtGen Ellie G. Shuler, Jr.
7 Air Division .....	BGen Loring R. Astorino
19 Air Division .....	BGen Robert M. Alexander <u>2/</u>
40 Air Division .....	Col Raymund E. O'Mara <u>2/</u>
42 Air Division .....	BGen David J. Pederson
45 Air Division .....	BGen Stanley O. Smith
15 Air Force .....	LtGen Richard A. Burpee
3 Air Division .....	MajGen Donald L. Marks
4 Air Division .....	BGen Arlen D. Jameson
12 Air Division .....	BGen Robert M. Marquette, Jr.
14 Air Division .....	BGen Howell M. Estes, III
57 Air Division .....	BGen John L. Borling

TABLE E-2 (Cont'd)

DEPARTMENT OF THE AIR FORCE KEY PERSONNEL  
(Current as of 15 May 88)

<u>TACTICAL AIR COMMAND</u> .....	General Robert D. Russ
1 Air Force .....	MajGen Jimmie V. Adams
Southeast Air Division .....	BGen James M. Rhodes, Jr.
24 Air Division .....	MajGen David M. Goodrich
25 Air Div .....	BGen John M. Davey 2/
Air Forces Iceland .....	Col John L. Welde
USAF Air Defense Weapons Center .....	MajGen Clifford H. Rees, Jr.
9 Air Force .....	LtGen Charles A. Horner
12 Air Force .....	LtGen Merrill A. McPeak
831 Air Division .....	BGen Malcolm B. Armstrong
832 Air Division .....	BGen Daniel J. Sherlock
833 Air Division .....	BGen James S. Allen
836 Air Division .....	BGen Larry R. Keith
28 Air Division .....	BGen John D. Logeman, Jr.
USAF Tactical Air Warfare Center .....	MajGen John E. Jaquish
USAF Tactical Fighter Weapons Center .....	MajGen Peter T. Kempf
<u>UNITED STATES AIR FORCES IN EUROPE</u> .....	General William L. Kirk
3 Air Force .....	MajGen William K. James
16 Air Force .....	MajGen Winfield S. Harpe
The United States Logistics Group .....	MajGen John E. Scheidt, Jr
17 Air Force .....	MajGen Richard M. Pascoe
65 Air Division .....	MajGen John A. Corder
316 Air Division .....	BGen William A. Studer
<u>SEPARATE OPERATING AGENCIES</u>	
AF Accounting and Finance Center .....	BGen Mark J. Worrick
AF Audit Agency .....	BGen Basil H. Pflumm
AF Commissary Service .....	MajGen Melvin G. Alkire
AF Engineering and Services Center .....	Col Roy G. Kennington
AF Inspection and Safety Center .....	MajGen Stanton R. Musser
AF Intelligence Service .....	Col George B. Lotz
AF Legal Services Center .....	MajGen Robert W. Norris
AF Management Engineering Agency .....	Col James E. Roberts
AF Military Personnel Center .....	MajGen Ralph E. Havens
AF Office of Medical Support .....	Col Harold W. Grinstaff
AF Office of Security Police .....	BGen Frank K. Martin
AF Office of Special Investigations .....	BGen Francis R. Dillon
AF Operational Test and Evaluation Center .....	MajGen Cecil W. Powell
AF Service Information and News Center .....	Col Paul F. Heye
AF Reserve Personnel Center .....	Col Joseph C. Ramsey, Jr.

TABLE E-2 (Cont'd)

DEPARTMENT OF THE AIR FORCE KEY PERSONNEL  
(Current as of 15 May 88)

<u>AF RESERVE</u> .....	MajGen Roger P. Scheer
4 Air Force .....	MajGen James C. Wahleithner
302 Tactical Airlift Wing .....	(Vacant)
349 Military Airlift Wing (Associate) ....	(Vacant)
403 Tactical Airlift Wing .....	BGen Richard L. Hall, Jr.
433 Military Airlift Wing .....	Col James E. Sherrard, III <u>2/</u>
440 Tactical Airlift Wing .....	Col Terry G. Whitnell
10 Air Force .....	BGen John J. Closner
301 Tactical Fighter Wing .....	Col William H. Lawson
419 Tactical Fighter Wing .....	Col Forrest S. Winebarger <u>2/</u>
434 Air Refueling Wing .....	Col John F. Harvey
442 Tactical Fighter Wing .....	Col Robert A. McIntosh <u>2/</u>
452 Air Refueling Wing .....	Col James E. Hamer
482 Tactical Fighter Wing .....	Col David R. Smith
917 Tactical Fighter Wing .....	Col William D. Tracy
14 Air Force .....	Brig Gen Dale R. Baumler
94 Tactical Airlift Wing .....	BGen William W. Basnett
439 Tactical Airlift Wing .....	BGen Frederick D. Walter
459 Military Airlift Wing .....	Col Larrie C. Bates
514 Military Airlift Wing (Associate) ....	BGen Jack P. Ferguson

DIRECT REPORTING UNITS

AF Combat Operations Staff .....	LtGen Michael J. Dugan
AF District of Washington .....	BGen Edward N. Giddings
AF Technical Applications Center .....	Col Jay J. Jaynes
Air National Guard Support Center .....	MajGen John B. Conaway
USAF Academy .....	LtGen Charles R. Hamm
USAF Historical Research Center .....	Mr Lloyd H. Cornett, Jr.

OFFICE OF THE SECRETARY OF DEFENSE

Senior Military Assistant to SECDEF .....	MajGen Gordon E. Fornell
Director, Defense Mapping Agency .....	MajGen Robert F. Durkin
Director, Defense Intelligence Agency .....	LtGen Leonard H. Perroots
Director, Strategic Defense Initiative Organization .....	LtGen James A. Abrahamson

TABLE E-2 (Cont'd)

DEPARTMENT OF THE AIR FORCE KEY PERSONNEL  
(Current as of 15 May 88)

THE JOINT CHIEFS OF STAFF

Vice Chairman, Joint Chiefs of Staff .....	General Robert T. Herres
Director, JCS Support (Intelligence) .....	LtGen Leonard H. Perroots
President, National Defense University .....	LtGen Bradley C. Hosmer
Director, Joint Strategic Target Planning Staff .....	General John T. Chain, Jr.

SPECIFIED COMMANDS

Commander-in-Chief, Military Airlift Command .....	General Duane H. Cassidy
Commander-in-Chief, Strategic Air Command .....	General John T. Chain, Jr.

UNIFIED COMMAND

Commander-in-Chief, US Space Command .....	General John L. Piotrowski
Commander-in-Chief, US Transportation Command .....	General Duane H. Cassidy

COMBINED COMMAND


Commander-in-Chief, North American Aerospace Defense Command .....	General John L. Piotrowski
---	----------------------------

Footnotes:

1/ Inclusion or exclusion of a given position from this roster has absolutely no official bearing on the incumbent's, or his/her unit's, relative importance to the mission of the United States Air Force. For a more detailed listing of positions within the Air Force, consult The US Air Force Roster of Key Personnel, prepared by AFMPC/DPMSI5, Randolph AFB, TX 78150-6001.

2/ Selectee for next higher grade.

OPR: HQ USAF/DPG, TSgt Robert Guttormsen  
Rm 4E212, Pentagon; Washington, DC 20330-5060  
(AUTOVON: 224-4677, Commercial (202) 694-4677)



G L O S S A R Y

TABLE F-1

GLOSSARY

ACCEPTANCE. Aircraft, missile or drone which has been shop-assembled and fully inspected by constituted USAF, Navy or Army production authorities, and for which the title, responsibility, and accountability has been assumed by the contracting agency of the recipient.

ACS. Advanced Communications System.

ACTIVE DUTY FOR PAY ONLY. Reservists assigned to training categories which provide for pay only for their annual two-week tours or other special Annual Active Duty (AAD) tours. They may participate in additional inactive duty for training but for points only.

ACTIVE DUTY (AD) FOR TRAINING. A tour of AD reserve training under orders which provide for automatic reversions to the Air Reserve Forces (ARF) not on AD when the specified period of AD is completed. It includes annual tours, special tours, school tours, and the initial tour performed by enlistees without prior military service.

AEROSPACE DEFENSE CENTER (ADC). Constituted as Aerospace Defense Center, 18 October 1979; activated as a Direct Reporting Unit, 1 December 1979; incorporated into Space Command, 1 October 1982.

AIRCRAFT. A heavier-than-air vehicle, designed primarily for flight in the atmosphere, which has incorporated in its prime design the ability and/or requirement for human occupancy.

- a. ADMINISTRATIVE. Aircraft assigned to support command administrative, executive, and inspection functions.
- b. COMBAT FLYING SUPPORT. Aircraft assigned for the purpose of accomplishing essential combat flying functions that cannot be performed in tactical type aircraft.
- c. COMBAT SUPPORT. Aircraft assigned for the direct accomplishment of combat support operations.
- d. COMBAT UNIT. Aircraft assigned for the direct accomplishment of combat unit operations.
- e. COMBAT UNIT SUPPORT. Aircraft assigned for the direct support of combat units and combat supporting unit operations.
- f. COMMAND MISSION SUPPORT. Aircraft assigned to accomplish necessary unscheduled airlift or personnel and materiel in support of Air Force bases and units.
- g. GENERAL PURPOSE AIRCRAFT. Aircraft assigned to attain air superiority over battle areas, provide close air support, interdict enemy supply and communications facilities and provide air logistics support.
- h. INDUSTRIALLY FUNDED. Aircraft assigned to Military Airlift Command (MAC) for the accomplishment of single manager operations for airlift service.

TABLE F-1 (Cont'd)

GLOSSARY

- i. NON-OPERATING ACTIVE AIRCRAFT. Aircraft of the following types: Enroute aircraft other than ferry flights; enroute aircraft on ferry flights; MAP aircraft temporarily diverted to USAF; non-MAP aircraft temporarily diverted to USAF; new production aircraft; flyable storage; battle damage, evacuate to CONUS; repair by Rapid Area Maintenance (RAM) team; awaiting major components; battle damage, AFLC assistance not required; battle damage, evacuate to contractor; crash/battle damage, awaiting AFLC assistance or decision on contract work (for use by Air Force Logistics Command only); extended transient maintenance, (for base use only); depot level work-field teams; crash damage (base use only); depot work (for AFLC use only); depot prototyping, for use by Air Force Logistics Command only; major maintenance awaiting AFLC decision; crash damage, AFLC, contract work (for Air Force Systems Command only); major command programmed maintenance; excess to command requirements.
- j. OPERATING ACTIVE. Aircraft currently and actively engaged in or supporting flying missions.
- k. OPERATIONAL SUPPORT. Aircraft assigned to Air Force units in support of proficiency flying for those rated personnel who are not assigned to crew positions and cannot be provided their flying requirements in aircraft assigned in any other code.
- l. SPECIAL ACTIVITY. Aircraft assigned to accomplish special activities of the Air Force and other government agencies.
- m. STRATEGIC - DEFENSIVE. Aircraft to defend against enemy aerospace attack.
- n. STRATEGIC - OFFENSIVE. Aircraft with long-range weapons delivery capability.
- o. TEST. Aircraft assigned to evaluate other aircraft airframe and/or its components.
- p. TEST SUPPORT. Aircraft assigned for the purpose of supporting test programs by actual participation, or for the purpose of research, development, or test of equipment requiring airborne platforms.

AIR FORCE ACCOUNTING AND FINANCE CENTER (AFAFC). Established as Air Force Finance Division and organized as a Separate Operating Agency, 1 January 1951; redesignated Air Force Accounting and Finance Division, 1 September 1957; redesignated Air Force Accounting and Finance Center, 1 July 1959.

AIR FORCE AUDIT AGENCY (AFAA). Constituted as Air Force Audit Agency and activated as a Separate Operating Agency, 31 December 1971.

AIR FORCE COMBAT OPERATIONS STAFF (AFCOS). Constituted as Air Force Combat Operations Staff, 28 November 1978; activated as a Direct Reporting Unit, 1 December 1978.



TABLE F-1 (Cont'd)

GLOSSARY

AIR FORCE COMMISSARY SERVICE (AFCOMS). Constituted as Air Force Commissary Service and activated as a Separate Operating Agency, 1 January 1976; reassigned, as a subordinate unit, to Air Force Engineering and Services Agency (later, Center), 8 April 1977; returned to status of Separate Operating Agency, 1 December 1978.

AIR FORCE COMMUNICATIONS COMMAND (AFCC). Constituted as Army Airways Communications System Wing, 13 April 1943; activated as part of Flight Control Command, 26 April 1943; reassigned directly to Army Air Forces, 14 July 1943; redesignated Army Airways Communications System, 26 April 1944; redesignated Air Communications Service and reassigned Airways and Air Communications Service, 11 September 1946; reassigned to Military Air Transport Service, 1 June 1948; relieved from assignment to Military Air Transport Service, elevated to a Major Command, and redesignated Air Force Communications Service, 1 July 1961; designated Air Force Communications Command, 15 November 1979.

AIR FORCE ENGINEERING AND SERVICES CENTER (AFESC). Constituted as Air Force Engineering Agency and activated as a Separate Operating Agency, 8 April 1977; redesignated Air Force Engineering and Services Center, 30 June 1978.

AIR FORCE INSPECTION AND SAFETY CENTER (AFISC). Constituted as Air Force Inspection and Safety Center and activated as a Separate Operating Agency, 31 December 1971.

AIR FORCE INTELLIGENCE SERVICE (AFIS). Constituted as Air Force Intelligence Service and activated as a Separate Operating Agency, 27 June 1972.

AIR FORCE LEGAL SERVICES CENTER (AFLSC). Constituted as Air Force Legal Services Center and activated as a Separate Operating Agency, 1 July 1978.

AIR FORCE LOGISTICS COMMAND (AFLC). Established as Army Air Forces Materiel and Services, 14 July 1944; organized as a Major Command, 17 July 1944; redesignated Army Air Forces Air Technical Service Command, 1 July 1945; redesignated Air Technical Service Command, 9 March 1946; redesignated Air Force Logistics Command, 1 April 1961.

AIR FORCE MANPOWER AND PERSONNEL CENTER (AFMPC). Constituted as Air Force Military Personnel Center and activated as a Separate Operating Agency, 31 December 1971; redesignated Air Force Manpower and Personnel Center, 30 June 1978.

AIR FORCE MEDICAL SERVICE CENTER (AFMSC). Constituted as Air Force Medical Service Center and activated as a Separate Operating Agency, 1 July 1978.

AIR FORCE NATIONAL GUARD AIR ALERT PILOTS. Officers of the Air Force National Guard who are authorized to augment active Air Force Units for short periods of active duty to perform air alert duty.

TABLE F-1 (Cont'd)

GLOSSARY

AIR FORCE OFFICE OF SECURITY POLICE (AFOSP). Constituted as Air Force Office of Security Police and activated as a Separate Operating Agency, 1 September 1979 .

AIR FORCE OFFICE OF SPECIAL INVESTIGATIONS (AFOSI). Constituted as Air Force Office of Special Investigations and activated as a Separate Operating Agency, 31 December 1971.

AIR FORCE PERSONNEL. Air Force military personnel on active duty, not including Air Force Academy cadets or personnel on active duty for training.

AIR FORCE RESERVE (AFRES, AFR or USAFR). Constituted as Air Force Reserve and activated as a Separate Operating Agency, 21 June 1968; organized, 1 August 1968; status changed from a Separate Operating Agency to a Direct Reporting Unit, 1 July 1978.

- a. ACTIVE DUTY FOR PAY ONLY. Reservists assigned to training categories which provide for pay only for their annual two-week tours or other special Annual Active Duty (AAD) tours. They may participate in additional inactive duty for training but for points only.
- b. ACTIVE DUTY (AD) FOR TRAINING. A tour of AD reserve training under orders which provide for automatic reversions to the Air Reserve Forces (ARF) not on AD when the specified period of AD is completed. It includes annual tours, special tours, school tours, and the initial tour performed by enlistees without prior military service.
- c. DRILL PAY STATUS RESERVISTS. Reservists assigned to reserve sections in which they are authorized to receive pay for inactive and active duty for training performed.
- d. FULL TIME. Consists of selected reservists on active duty to provide unit and augmentation support to the Ready Reserve.
- e. INACTIVE DUTY TRAINING. Training performed by a USAFR member (while not on Active Duty (AD) for which pay and point credit may be authorized.
- f. MOBILIZATION AUGMENTEE. A Ready Reserve member not in a unit organized to serve as a unit but assigned against an individual manpower authorization, normally in, but not limited to, a Regular Air Force unit.
- g. NON-PRIOR SERVICE PERSONNEL. Individuals who do not hold and have never held status as members of any other armed service including any Reserve component. They are subject to the initial active duty training tour for a minimum of 12 weeks.
- h. OBLIGATED RESERVE SECTION (ORS). The ORS is an active status section of the Ready Reserve administered by the Air Reserve Personnel Center (ARPC). Individuals without assignments who have an unfulfilled Military Service Obligation or active service obligations are assigned to ORS pending completion or termination of their obligation.

TABLE F-1 (Cont'd)

GLOSSARY

- i. READY RESERVE. Consists of units and individual members of the ARF liable for involuntary order to Extended Active Duty (EAD) in time of war or national emergency, or to any situation that the national security requires.
- j. REINFORCEMENT DESIGNEE. A Ready Reserve member assigned to an Air Reserve Squadron, the Ready Reinforcement Personnel Section of the Obligated Reserve Section. They represent a pool resource providing the Air Force with an added manning capability for needs which can be anticipated but which cannot be precisely established by grade and AFSC. They are in nonpay status.
- k. RESERVE OFFICER REPRESENTATION ON AIR FORCE STAFFS (STATUTORY TOURS). USAFR officers assigned under 10 U.S.C 265, 8033, 8019 to USAF staff positions and Major Commands to formulate plans and policies affecting the USAFR.
- l. RETIRED RESERVE. Consists of USAFR members who, on the basis of law, have been determined eligible for retirement with or without pay and who are assigned upon their request or by law to the Retired Reserve.
- m. STANDBY RESERVE. Consists of the Nonaffiliated Reserve Section (NARS) (Active Status) and the Inactive Status List Reserve Section (ISLRS) assigned to and administered by ARPC. Members may only be ordered to EAD in time of war or national emergency declared by Congress.

AIR FORCE SERVICE INFORMATION AND NEWS CENTER (AFSINC). Constituted as Air Force Service Information and News Center and activated as a Separate Operating Agency, 1 June 1978.

AIR FORCE SYSTEMS COMMAND (AFSC). Established as Research and Development Command, 23 January 1950; organized as a Major Command, 1 February 1950; redesignated Air Research and Development Command, 16 September 1950; redesignated Air Force Systems Command, 1 April 1961.

AIR FORCE TEST AND EVALUATION CENTER (AFTEC). Constituted as Air Force Test and Evaluation Center and activated as a Separate Operating Agency, 1 January 1974.

AIRLIFT. Deployment of personnel, equipment and supplies.

AIR NATIONAL GUARD SUPPORT CENTER (ANGSC). Constituted as Air National Guard Support Center, 10 May 1979; activated as a Direct Reporting Unit, 1 June 1979.

AIR TRAINING COMMAND (ATC). Established as a Major Command under designation of Air Corps Flying Training Command, 23 January 1942; redesignated Army Air Forces Flying Training Command, March 1942; redesignated Army Air Forces Training Command, 31 July 1943; redesignated Air Training Command, 1 July 1946.

ALASKAN AIR COMMAND (AAC). Constituted as Alaskan Air Force, 28 December 1941; activated as a Major Command, 15 January 1942; redesignated Eleventh Air Force, 5 February 1942; redesignated Alaskan Air Command, 18 December 1945.

TABLE F-1 (Cont'd)

GLOSSARY

ALBERT F. SIMPSON HISTORICAL RESEARCH CENTER (AFSHRC). Constituted as Albert F. Simpson Historical Research Center, 25 May 1979; activated as a Direct Reporting Unit, 1 July 1979.

ALCM. Air Launched Cruise Missile.

AMRAAM. Advanced Medium Range Air-To-Air Missile.

APPROPRIATION. Funds enacted by Congress to provide to the Air Force dollars for acquiring, implementing, operating, maintaining, and supporting its mission, functions, and activities. Before FY 1971, the aircraft, missile, and other procurement appropriations were no-year accounts, that is, available for obligation until expended. Since FY 1971, these appropriations have been designated multiple year appropriations and are available for obligation for three years. Example: FY 1982 funds made available for these appropriations will expire for obligation purposes on 30 September 1984 and lapse for disbursement purposes on 30 September 1986. The Research, Development, Test and Evaluation appropriation (also a no-year account before FY 1971) is now a multiple year appropriation, but available for obligation only for two years. Example: FY 1982 funds made available for this appropriation will expire for obligation purposes on 30 September 1983 and lapse for disbursement purposes on 30 September 1985. Military Construction was a no-year account before FY 1979. Subsequent to FY 1979 the appropriation was designated as a multiple-year (5-year) appropriation by Congress. Examples: 1982 funds made available will expire for obligation purposes on 30 September 1986 and lapse for disbursement purposes on 30 September 1988. Single-year appropriations such as FY 1982 Operation and Maintenance (O&M); Military Personnel; Reserve Personnel Air Force; O&M Air Force Reserve; O&M National Guard; National Guard Personnel, Air Force; etc., will expire for obligation purposes on 30 September 1982. (AFR 173-13/Atch 1/1 Feb 82)

APPROPRIATION ACCOUNT. An account established to make amounts available for obligation and expenditure from the Treasury. Appropriation accounts include not only accounts to which money is appropriated, but also revolving funds, working funds, trust funds, etc. Appropriation accounts do not include official deposit funds. (AFR 173-13/Atch 1/1 Feb 82)

APPROPRIATION 3010: AIRCRAFT PROCUREMENT. Provides for fabricating and procuring aircraft weapon systems, modifications, direct ground support equipment, aircraft industrial facilities, spares and repair parts, war consumables, miscellaneous aircraft requirements, and first destination transportation. It includes procuring Air Force Stock Fund items (except from the stock fund), base procurement, contract technical services, engineering data, installing prototype modification under HO USAF-approved-and-directed modernization and maintenance programs, and labor required for Class IV and V modifications, when the aircraft are a part of the scheduled modernization program. (AFR 173-13/Atch 1/1 Feb 82)

TABLE F-1 (Cont'd)

GLOSSARY

APPROPRIATION 3020: MISSILE PROCUREMENT. Provides for fabricating and procuring missile weapon systems, operational space systems, modifications, spares and repair parts, component improvements, industrial facilities, miscellaneous missile requirements, first destination transportation, site activation, and technical data. It excludes procuring Air Force Stock Fund items (except from the stock fund), base procurement, and contract technical services. (AFR 173-13/Atch 1/ 1 Feb 82)

APPROPRIATION 3080: OTHER PROCUREMENT. Provides for fabricating and procuring direct and indirect ground weapon support material (munitions and associated equipment, vehicular equipment, electronic and telecommunication equipment, other base maintenance and support equipment), other industrial facilities, equipment modifications, investment-type spares, and first destination transportation. It includes installation and replacement of equipment, production, product improvement, testing, technical data and handbooks procured with end item equipments. (AFR 173-13/Atch 1/1 Feb 82)

APPROPRIATION 3300: MILITARY CONSTRUCTION. Provides for acquiring, constructing, installing and equipping temporary or permanent public works, military installations, and facilities for the Regular Air Force. It includes planning and design, major construction (inside and outside of the United States), minor construction, and support activities. (AFR 173-13/Atch 1/1 Feb 82)

APPROPRIATION 3400: OPERATION AND MAINTENANCE. Provides for financing day-to-day operating and maintenance costs of Air Force activities. These funds include amounts for pay of civilians, contract services for maintenance of equipment and facilities, fuel, supplies, and repair parts for weapon systems and equipment. (AFR 173-13/Atch 1/ 1 Feb 82)

APPROPRIATION 3500: MILITARY PERSONNEL. Provides for military personnel costs including pay and allowances for officers, enlisted personnel, and cadets; subsistence of enlisted personnel; movements-permanent change of station (PCS); and other military personnel costs such as apprehension of deserters, interest on enlisted personnel's deposits, and death gratuities. (AFR 173-13/Atch 1/1 Feb 82)

APPROPRIATION 3600: RESEARCH, DEVELOPMENT, TEST AND EVALUATION (RDT&E). Provides for research, development, test and evaluation, and for operating and maintaining R&D facilities, for example, technology base, advanced technology development, strategic programs, tactical programs, intelligence and communications programs, and program-wide management and support. (AFR 173-13/Atch 1/1 Feb 82)

TABLE F-1 (Cont'd)

GLOSSARY

APPROPRIATION REIMBURSEMENT. Amounts collected or to be collected for commodities, work or service furnished or to be furnished to another appropriation or fund or to an individual, firm or corporation which by law may be credited to an appropriation or fund account. Amounts to be collected include accounts receivable, reimbursements earned but not billed and amounts anticipated for the remainder of the year. They may also include inter-agency orders accepted and on hand for which delivery has not been made, to the extent that this order is a valid obligation of this ordering agency and the collection will be credited to the appropriation being reported.

APPROVED PROGRAM. Scope and dollar amount approved for implementation of construction and funding by appropriate authority of Office of the Secretary of Defense and/or the Office of Management and Budget through apportionment or program clearance.

ASAT. Anti-Satellite (Space Defense and Operations).

B-52 CMI. B-52 Cruise Missile Integration.

B-52 OAS. B-52 Offensive Avionics System.

BASE YEAR. A point of reference representing a fixed price level; usually defined as the fiscal year of initial funding on a program, for example, base year FY 1975 for the F-16, or fixed point in time for starting an index. (AFR 173-2)

BASE-YEAR DOLLARS. Constant dollars of a specified program base year, normally the year of the development estimate.

BUDGET PROGRAM. A subdivision established under an appropriation to identify a significant segment of Air Force operations.

C-1 FULLY READY. An organization fully capable of performing the mission(s) for which it is organized or designed.

C-2 SUBSTANTIALLY READY. An organization capable of performing the mission(s) for which it is organized or designed but having minor deficiencies which reduce its effectiveness.

C-3 MARGINALLY READY. An organization with major deficiencies of such magnitude as to limit severely its capability to perform the mission(s) for which it is organized or designed.

C-4 NOT READY. An organization not capable of performing the mission(s) for which it is organized or designed.

C-5 SERVICE PROGRAMMED NOT COMBAT READY. A unit which, due to service programs, does not possess the prescribed wartime resources or cannot perform the wartime mission for which it is organized, designed, or tasked.

TABLE F-1 (Cont'd)

GLOSSARY

CHARGEABLE MILITARY PERSONNEL:

1. All USAF Military Personnel on Extended Active Duty who are authorized and assigned to active Air Force Units against position spaces which are chargeable against USAF Authorized Manpower Ceilings.
2. USAF Academy Cadets.
3. Air Force National Guard Air Alert Pilots.

CONSTANT-YEAR DOLLARS. The purchasing power of a dollar of any specific year, past, present, or future.

CONUS OTH-B RADAR. Continental United States over the Horizon-Backscatter Radar.

CURRENT OR THEN-YEAR DOLLARS. Price level at the time expenditures are actually made; includes estimated inflation for out-years.

DEPARTMENT OF AIR FORCE MILITARY PERSONNEL. Military personnel who have been commissioned, appointed, enlisted, or recalled in the United States Air Force.

DEPLOYMENT AREA.

CONTINENTAL - North America and Caribbean Area  
FAR EAST - The Pacific Ocean Area  
EUROPE - Continental Europe, British Isles and North Africa

DISBURSEMENT. The amount of expenditure checks issued and cash payments made, net of refunds received. Disbursements include all advances.

DMSP. Defense Meteorological Satellite Program.

DRILL PAY STATUS RESERVISTS. Reservists assigned to reserve sections in which they are authorized to receive pay for inactive and active duty for training performed.

DRONE. Any aircraft or missile modified or produced as a target for weapon evaluation or crew training, or for reconnaissance, and which has incorporated into its prime design the capability to be flown by remote control.

DSCS III. Defense Satellite Communications System III.

DSP. Defense Support Program.

TABLE F-1 (Cont'd)

GLOSSARY

ELECTRONIC SECURITY COMMAND (ESC). Established as United States Air Force Security Service, 20 October 1948; organized as a Major Command, 26 October 1948; redesignated Electronic Security Command, 1 August 1979.

EXPENDITURE. Payment of obligations.

FIRST TERM AIRMAN. A Regular Air Force Airman with no prior military service, serving on his/her first enlistment in the United States Air Force.

FMC. Fully Mission Capable.

FLYAWAY COST. Airframe, Propulsion Equipment, Electronics, Armament, Avionics, Installed Government-Furnished Equipment, Nonrecurring Production Costs.

FLYING HOURS--MISSION (FH/M). For combat unit aircraft, the average annual flying hours flown on missions such as exercises, deployments, and those directed by higher headquarters. Hours scheduled specifically for the accomplishment of individual or crew proficiency training requirements are excluded. For combat support unit aircraft, these are the average quarterly flying hours flown in performance of the assigned unit mission. (AFR 173-13/Atch 1/1 Feb 82)

FULL TIME. Consists of selected reservists on active duty to provide unit and a gmentation support to the Ready Reserve.

FUND. A sum of money or other resource authorized by law to be set aside and to be used or expended only for specified purposes.

LANTIRN. Low Altitude Navigation and Targeting Infrared System for Night.

GUIDED MISSILE. Unmanned, self-propelled vehicle designed to move in a trajectory or flight path all or partially above the earth's surface and whose trajectory or course, while the vehicle is in motion, is capable of being controlled remotely or by homing systems, or by inertial and/or programmed guidance from within. This term does not include space vehicles, space boosters, or Naval torpedoes, but it does include target and reconnaissance drones.

INACTIVE AIRCRAFT. Aircraft which are exempt from reporting.

INACTIVE DUTY TRAINING. Training performed by a USAFR member (while not on Active Duty (AD)) for which pay and point credit may be authorized.



TABLE F-1 (Cont'd)

GLOSSARY

INDICES.

(a) Raw. An annual compounding of escalation or inflation rates from a fixed point of reference, designated as 100 or 1.0 and called the base year.

(b) Weighted. A combination of raw escalation or inflation indices and outlay rates that indicates the amount of escalation occurring over the entire period of time that is required to expend TOA. (AFR 173-2)

MAJOR FORCE PROGRAM (MFP). The first breakout of the Five Year Defense Program consisting of ten programs that are organized so that a basic distinction can be made between: (a) activities directly related to defense posture on which independent decisions can be made ("Strategic Forces," for example), and (b) activities whose size and resources are essentially dependent on the size and position of the independent activities ("Administration," for example.) MFPs are displayed so that the force-oriented (independent) programs are listed ahead of the support (dependent) programs. (AFR 173-13/Atch 1/1 Feb 82)

MAJOR INSTALLATIONS. (Two-Part Definition). A major installation is one at which full-time flying or missile operations are conducted either by a permanently assigned squadron, its equivalent, or higher Active or Reserve Air Force Units. (It may be an Air Force or other Service installation or a civil airport.)

A major installation is also one at which flying or missile operations are not conducted, but which does have assigned to it a wing headquarters, its equivalent, or a higher level Air Force organization.

MC. Mission Capable.

MILITARY AIRLIFT COMMAND (MAC). Established as Military Air Transport Service and organized as a Major Command, 1 June 1948; redesignated Military Airlift Command, 1 January 1966.

MILITARY STRENGTH BY COMMAND. All USAF Military Personnel (Permanent Party and Pipeline) who are assigned to active Air Force Units. This strength is composed of individuals, regardless of chargeability to military personnel ceilings, who as individuals are under the jurisdiction of the Secretary of the Air Force.

MINOR INSTALLATIONS. Include auxiliary air fields, missile sites, electronics stations or sites, general support annexes, and Air National Guard installations.

TABLE F-1 (Cont'd)

GLOSSARY

MISSION, DESIGN, AND SERIES (MDS). Air Force Regulation 82-1, dated 27 March 1974, "Designating and Naming Defense Equipment (Military Aircraft, Rockets, and Guided Missiles)," established a uniform system for designating and naming military aircraft and missiles. DOD Directive 4120.15-L, 15 April 1974, "Model Designation of Military Aircraft, Rockets and Guided Missiles," lists the current designation for each of these aerospace vehicles.

An alphanumeric code used to identify a specific type of aircraft. The Mission symbol, "a letter", is used to denote the primary function or capability of an aircraft (for example, "F" in F-4, for fighter). The Design number denotes different aircraft with the same function (for example, "4" in F-4, as opposed to "15" in F-15). The Series symbol, "a letter", is used to denote that significant differences exist between related aircraft because of follow-on production or major modification (for example, "C" in F-4C, as opposed to "D" in F-4D). In certain cases, another letter can precede the MDS designation. This letter is used to indicate that the particular aircraft no longer has the same characteristics as others of the same MDS; (for example, "R" in RF-4C, as opposed to F-4C). This application is termed "modified Mission symbol." Another example is "Y" in YF-4E, as opposed to F-4E. This application is termed "status prefix symbol." The modified Mission symbol indicates that the aircraft has more or different mission capabilities than others of the same MDS. The status prefix symbol indicates that the aircraft is not in standard configuration and, therefore, not usable in a standard force unit.

MOBILIZATION AUGMENTEE. A Ready Reserve member not in a unit organized to serve as a unit but assigned against an individual manpower authorization, normally in, but not limited to, a Regular Air Force unit.

NAVSTAR GPS. Navstar Global Positioning System.

NMCB. Not Mission Capable Both Supply and Maintenance.

NMCM. Not Mission Capable Maintenance.

NMCS. Not Mission Capable Supply.

NON-CHARGEABLE MILITARY PERSONNEL. All Military Personnel on Extended Active Duty who are authorized and assigned to active Air Force Units against position spaces which are an addition to and not chargeable against USAF Authorized Manpower Ceilings.

NON-PRIOR SERVICE PERSONNEL. Individuals who do not hold and have never held status as members of any other armed service including any Reserve component. They are subject to the initial active duty training tour for a minimum of 12 weeks.

OBLIGATED RESERVE SECTION (ORS). The ORS is an active status section of the Ready Reserve administered by the Air Reserve Personnel Center (ARPC). Individuals without assignments who have an unfulfilled Military Service Obligation or active service obligations are assigned to ORS pending completion or termination of their obligation.

TABLE F-1 (Cont'd)

GLOSSARY

OBLIGATION. The amount of an order placed, contract awarded, or service received, or any transaction which establishes a legal requirement for the ultimate disbursement of funds.

OBLIGATIONS INCURRED. Amounts of orders placed, contracts awarded, services received, and similar transactions during a given period requiring future payment of money.

OPERATING LOCATION. A permanent duty station of an individual. A station is considered permanent if the orders either specify no period or a period of three months or longer.

OUTLAYS. Gross payments less reimbursements, refunds, and loan repayments received and credited to the appropriation or fund account. Consists of expenditures and net lendings. The terms "outlay" and "expenditures" are virtually synonymous for the Air Force, since the only difference is a relatively insignificant amount of net lending.

PACIFIC AIR FORCES (PACAF). Constituted as Far East Air Forces, 31 July 1944; activated as a Major Command, 3 August 1944; redesignated Pacific Air Command, U.S. Army, 6 December 1945; redesignated Far East Air Forces, 1 January 1947; redesignated Pacific Air Forces, 1 July 1957.

PERMANENT PARTY PERSONNEL. Those USAF personnel assigned to an Air Force unit to perform their principal duty in the furtherance of the unit's mission and who are chargeable against the specific authorizations of the unit. This includes assigned overstrength.

PIPELINE PERSONNEL. Those USAF personnel who are assigned to an Air Force unit temporarily for the purpose of training or hospitalization, i.e., those who are temporarily ineffective. Such personnel are not chargeable against the specific authorizations of the unit to which they are assigned while in a pipeline status. Pipeline is composed of students and patients.

PLSS. Precision Location Strike System.

PMC. Partially Mission Capable.

PRIOR SERVICE ENLISTMENTS.

1. Former regular airmen who have served a continuous period of duty.
2. Former commissioned or warrant officers who have been separated from the Air Force and who have enlisted in the Regular Air Force as airmen.
3. Former enlisted or inductees of the Army or the Navy who have served on active military service for a continuous period.
4. Former enlisted members of a Reserve component of the Air Force who have served on active military service.

TABLE F-1 (Cont'd)

GLOSSARY

PROCUREMENT COST. Flyaway Cost plus: Peculiar Ground Support Equipment, Peculiar Training Equipment, Publications, Technical Data, Contractor Technical Services, Installation and Checkout, Factory Training, and Initial Spares.

PROGRAM ACQUISITION COST. (As shown in SAR): Procurement Costs plus Research Development Test and Evaluation, and as Appropriate, Military Construction and Operations & Maintenance.

PROGRAM YEAR. A fiscal year in the Five-Year Defense Program that ends not earlier than the second year beyond the current calendar year. Thus, during Calendar Year 1983, the first Program Year is 1985.

READY RESERVE. Consists of units and individual members of the ARF liable for involuntary order to Extended Active Duty (EAD) in time of war or national emergency, or to any situation that the national security requires.

REENLISTMENT. Airmen who enlist in the Regular Air Force within 90 days after separation from active Air Force duty. This applies to first term and career airmen.

REGULAR AIR FORCE PERSONNEL. Department of the Air Force Military Personnel who by enlistment, appointment, or commission are members of the Regular Air Force.

REINFORCEMENT DESIGNEE. A Ready Reserve member assigned to an Air Reserve Squadron, the Ready Reinforcement Personnel Section of the Obligated Reserve Section. They represent a pool resource providing the Air Force with an added manning capability for needs which can be anticipated but which cannot be precisely established by grade and AFSC. They are in nonpay status.

RESERVE OFFICERS TRAINING CORPS (ROTC). A training corps with units established at civilian educational institutions to qualify students for appointment as Reserve Officers.

RESERVE OFFICER REPRESENTATION ON AIR FORCE STAFFS (STATUTORY TOURS). USAFR officers assigned under 10 U.S.C. 265, 8033, 8019 to USAF staff positions and Major Commands to formulate plans and policies affecting the USAFR.

RETIRED RESERVE. Consists of USAFR members who, on the basis of law, have been determined eligible for retirement with or without pay and who are assigned upon their request or by law to the Retired Reserve.

STANDBY RESERVE. Consists of the nonaffiliated Reserve Section (Active Status) and the Inactive Status List Reserve Section (ISLRS) assigned to and administered by ARPC. Members may only be ordered to EAD in time of war or national emergency declared by Congress.

TABLE F-1 (Cont'd)

GLOSSARY

STRATEGIC AIR COMMAND (SAC). Constituted as Continental Air Forces, 13 December 1944; activated as a Major Command, 15 December 1944; redesignated Strategic Air Command, 21 March 1946.

STUDENTS. Personnel assigned in a training status to a unit charged with administration of individuals attending a formal course of instruction at a Service or civilian school or a base military training course.

TACTICAL AIR COMMAND (TAC). Established and activated as a Major Command, 21 March 1946; reassigned, as an operational command, to Continental Air Command, 1 December 1948; made an operational and administrative command under Continental Air Command, 20 September 1950; returned to status of Major Command, 1 December 1950.

UNITED STATES AIR FORCE ACADEMY (USAFA). Established, 27 July 1954; activated as a Separate Operating Agency, 14 August 1954; status changed from a Separate Operating Agency to a Direct Reporting Unit, 1 September 1978.

UNITED STATES AIR FORCES IN EUROPE (USAFE). Constituted as Eighth Air Force, 19 January 1942; activated as a Major Command, 28 January 1942; redesignated United States Strategic Air Forces in Europe, 22 February 1944; redesignated United States Air Forces in Europe, 7 August 1945.

USAFA CADET. U.S. Air Force Academy Cadet. USAFA Cadets are not assigned to active organized Air Force units. Students are assigned to the USAF Academy for training and ultimate commissioning as Regular Air Force officers. These personnel are not considered part of active forces but are chargeable to the active force ceiling.

WAR READINESS MATERIEL (WRM). Quantities of materiel necessary to assure immediate availability of resources to support the initial phase of approved Air Force war plans in the event of an emergency.

1947th ADMINISTRATIVE SUPPORT GROUP. Designated as 1947th Administrative Support group, 21 June 1978; activated as a Direct Reporting Unit, 30 June 1978.

TABLE F-1 (Cont'd)

GLOSSARY

PROCUREMENT COST. Flyaway Cost plus: Peculiar Ground Support Equipment, Peculiar Training Equipment, Publications, Technical Data, Contractor Technical Services, Installation and Checkout, Factory Training, and Initial Spares.

PROGRAM ACQUISITION COST. (As shown in SAR): Procurement Costs plus Research Development Test and Evaluation, and as Appropriate, Military Construction and Operations & Maintenance.

PROGRAM YEAR. A fiscal year in the Five-Year Defense Program that ends not earlier than the second year beyond the current calendar year. Thus, during Calendar Year 1983, the first Program Year is 1985.

READY RESERVE. Consists of units and individual members of the ARF liable for involuntary order to Extended Active Duty (EAD) in time of war or national emergency, or to any situation that the national security requires.

REENLISTMENT. Airmen who enlist in the Regular Air Force within 90 days after separation from active Air Force duty. This applies to first term and career airmen.

REGULAR AIR FORCE PERSONNEL. Department of the Air Force Military Personnel who by enlistment, appointment, or commission are members of the Regular Air Force.

REINFORCEMENT DESIGNEE. A Ready Reserve member assigned to an Air Reserve Squadron, the Ready Reinforcement Personnel Section of the Obligated Reserve Section. They represent a pool resource providing the Air Force with an added manning capability for needs which can be anticipated but which cannot be precisely established by grade and AFSC. They are in nonpay status.

RESERVE OFFICERS TRAINING CORPS (ROTC). A training corps with units established at civilian educational institutions to qualify students for appointment as Reserve Officers.

RESERVE OFFICER REPRESENTATION ON AIR FORCE STAFFS (STATUTORY TOURS). USAFR officers assigned under 10 U.S.C. 265, 8033, 8019 to USAF staff positions and Major Commands to formulate plans and policies affecting the USAFR.

RETIRED RESERVE. Consists of USAFR members who, on the basis of law, have been determined eligible for retirement with or without pay and who are assigned upon their request or by law to the Retired Reserve.

STANDBY RESERVE. Consists of the nonaffiliated Reserve Section (Active Status) and the Inactive Status List Reserve Section (ISLRS) assigned to and administered by ARPC. Members may only be ordered to EAD in time of war or national emergency declared by Congress.

TABLE F-1 (Cont'd)

GLOSSARY

STRATEGIC AIR COMMAND (SAC). Constituted as Continental Air Forces, 13 December 1944; activated as a Major Command, 15 December 1944; redesignated Strategic Air Command, 21 March 1946.

STUDENTS. Personnel assigned in a training status to a unit charged with administration of individuals attending a formal course of instruction at a Service or civilian school or a base military training course.

TACTICAL AIR COMMAND (TAC). Established and activated as a Major Command, 21 March 1946; reassigned, as an operational command, to Continental Air Command, 1 December 1948; made an operational and administrative command under Continental Air Command, 20 September 1950; returned to status of Major Command, 1 December 1950.

UNITED STATES AIR FORCE ACADEMY (USAFA). Established, 27 July 1954; activated as a Separate Operating Agency, 14 August 1954; status changed from a Separate Operating Agency to a Direct Reporting Unit, 1 September 1978.

UNITED STATES AIR FORCES IN EUROPE (USAFE). Constituted as Eighth Air Force, 19 January 1942; activated as a Major Command, 28 January 1942; redesignated United States Strategic Air Forces in Europe, 22 February 1944; redesignated United States Air Forces in Europe, 7 August 1945.

USAFA CADET. U.S. Air Force Academy Cadet. USAFA Cadets are not assigned to active organized Air Force units. Students are assigned to the USAF Academy for training and ultimate commissioning as Regular Air Force officers. These personnel are not considered part of active forces but are chargeable to the active force ceiling.

WAR READINESS MATERIEL (WRM). Quantities of materiel necessary to assure immediate availability of resources to support the initial phase of approved Air Force war plans in the event of an emergency.

1947th ADMINISTRATIVE SUPPORT GROUP. Designated as 1947th Administrative Support group, 21 June 1978; activated as a Direct Reporting Unit, 30 June 1978.

