DEPARTMENT OF THE AIR FORCE
HEADQUARTERS UNITED STATES AIR FORCE
WASHINGTON, D.C.

REPLY TO ATTN OF: ACMC

1 SEP 1978

SUBJECT: Declassification of Statistical Digest (Your ltr, 25 Aug 78)

TO: AF/CVAH(S)

All editions of the USAF Statistical Digest for the years 1945 thru 1963 are UNCLASSIFIED IAW Executive Order 11652 and downgrading instructions in AFR 205-1. Statistical Digests from 1964 thru 1977 are CLASSIFIED IAW instructions on the individual pages. Additional security information can be obtained from the office of primary responsibility.

K M Olver

K.M.OLVER, Colonel, USAF
Chief, Cost Analysis & Mgt Div
Directorate of Cost & Management Analysis

Underwrite Your Country's Might - Buy U.S. Savings Bonds

Reports Control Symbol
SSU-23

UNITED STATES AIR FORCE STATISTICAL DIGEST

FISCAL YEAR 1958

Thirteenth Edition

This document contains information affecting the national defense of the United States within the meaning of the Espionage Laws, Title 18 U.S.C., Sections 793 and 794, the transmission or the revelation of which in any manner to an unauthorized person is prohibited by law.

Retain or destroy this copy in accordance with AFR 205-1. Do not return.

DOWNGRADED AT 12 YEAR INTERVALS;
NOT AUTOMATICALLY DECLASSIFIED
DOD DIR. 5200.10

Prepared by:
Directorate of Statistical Services
Comptroller of the Air Force
Headquarters, USAF
Washington 25, D. C.



FOREWORD

The "USAF Statistical Digest" summarizes in one document selected statistical data collected and published by various offices in Headquarters, United States Air Force and certain major commands. It is published in accordance with AFR 5-24 and is to be used as the official basic reference document for the period and areas covered.

This is the thirteenth edition in an annual series which began in 1946. A 1945 edition, "Army Air Force Statistical Digest (World War II)" and "Supplement 1" summarized data on World War II and on selected subjects for 1945.

Immediately following the table of contents is a major air command listing containing information which is appropriate to all tables. Definitions and general information pertaining to specific subject matter areas are found in introductory statements in each part. In each of the annual editions an effort has been made to preserve the historical continuity of data in order to facilitate comparison and analysis.

Sources of data are the published and unpublished records of the Directorate of Statistical Services, except as otherwise noted in the source credit after each table.

Correspondence relative to the content of this document, as well as suggestions for future editions, should be addressed to the Director of Statistical Services, Headquarters, United States Air Force, Washington 25, D. C.

TABLE OF CONTENTS

		Page
FOREWORD		III
MAJOR AIR COMMAND LISTING		XIX
DEPARTMENT OF THE AIR FORCE ORGANIZATION CHART		XX
PART I — AIR FORCE UNITS AND CAPABILITIES		
Introduction and Definitions		1
Table 1	Summary of Active USAF Organizations by Command - As of 30 June 1958	2
Table 2	USAF Major Wings and Support Forces (Flying) World-Wide by Type - End Fiscal Years 1952 thru 1958	3
Table 3	USAF Major Wings and Support Forces (Flying) World-Wide, Continental U. S. and Overseas, by Type, by Month - Fiscal Year 58	4
Table 4	USAF Major Wings and Support Forces (Flying) by Command Area, by Type, by Month - Fiscal Year 1958	8
Table 5	USAF Major Wings and Support Forces (Flying) Equipped by Type of Unit Equipment Possessed by Quarter - Fiscal Year 1958	13
Table 6	USAF Major Wings and Support Forces (Flying) Equipped by Type of Unit Equipment Possessed - End Fiscal Years 1953 thru 1957	14
Table 7	Unit Equipment and Crews in USAF Major Wings and Support Forces (Flying) Units by Quarter - FY 1958	16
Table 8	Unit Equipment and Crews in USAF Major Wings and Support Forces (Flying) Units - by Fiscal Year 1955 thru 1958	18
Table 9	Operational Readiness of USAF Major Wings, by Quarter - Fiscal Year 1958	20
PART II — FLIGHT OPERATIONS		
Introduction and Definitions		21
Table 10	Summary of USAF Flying Hours - World-Wide by Type of Activity - Fiscal Years 1950 thru 1958	22
Table 11	USAF Flight Operations by Type of Activity - Quarterly - FY 1958	23
Table 12	USAF Flight Operations World-Wide by Type and Model of Operating Active Aircraft - Quarterly FY 1958	24
Table 13	Summary of Hours Flown by USAF Aircraft by Type and Model of Operating Active Aircraft - Fiscal Years 1950 thru 1958	28
Table 14	USAF Aircraft Hours Flown - by Command - Monthly - Fiscal Year 1958	33
PART III — SAFETY		
FLYING SAFETY		
Introduction and Definitions		35
Table 15	Flying Hours, Number and Rates of Major Accidents, Fatal Accidents and Fatalities for USAF and Components - 1921 through 1958	36
Table 16	Number and Rates of Aircraft Accidents, Fatalities and Aircraft Destroyed by Command - Fiscal Year 1958 by Quarters	37
Table 17	Number and Rates of Aircraft Accidents, Fatalities and Aircraft Destroyed by Type and Model - Fiscal Year 1958 by Quarters	39
Table 18	USAF Aircraft Bailment/Loan Accidents, by Type and Model - Fiscal Year 1958 by Quarters	44
Table 19	Causing Factors of Major Aircraft Accidents - Fiscal Year 1958 by Quarters	45
Table 20	Factors Related to Major Aircraft Accidents - Fiscal Year 1958 by Quarters	49
Table 21	Major Aircraft Accidents - by Phase of Operation - Fiscal Year 1958 by Quarters	53
Table 22	Personnel Fatalities and Injuries in Aircraft Accidents - Fiscal Year 1958 by Quarters	57

PART III — SAFETY (CONTINUED)
GROUND SAFETY

		Page
Definitions		60
Table 23	Summary--USAF Ground Accident Experience, by Comd, World-wide - CY 49 - 57	62
Table 24	Military and Civilian Ground Accidents by Accident Category, by Command - CY 1957	64
Table 25	Military and On-duty Civilian Disabling and Non-Disabling Injuries, by Command - CY 1957	65
Table 26	Military Personnel Injury Experience - Total by Command - CY 1957	65
Table 27	Military Personnel Injury Experience - On Duty by Command - CY 1957	66
Table 28	Military Personnel Injury Experience - Off Duty by Command - CY 1957	66
Table 29	On-duty Civilian Personnel Injury Experience - by Command - CY 1957	67
Table 30	USAF Motor Vehicle Ground Accident Experience - by Command - CY 1957	68
Table 31	Ground Accident Cost Analysis by Command - CY 1957	69
Table 32	Cost Analysis of USAF Military Personnel Injury Experience - Total - by Command CY 1957	69
Table 33	Cost Analysis of On-duty Civilian Personnel Injury Experience by Command - CY 1957	70
Table 34	Military Personnel Losses Resulting from USAF Motor Vehicle Accidents - by Command - CY 1957	71
Table 35	On-duty Civilian Personnel Losses Resulting from USAF Motor Vehicle Accidents - by Command - CY 1957	71
Table 36	Military Personnel Losses Resulting from Private Motor Vehicle Accidents - CY 1957	72
Table 37	On-duty Civilian Personnel Losses Resulting from Private Motor Vehicle Accidents - by Command - CY 1957	72
Table 38	Military Personnel Losses Resulting from Other (Non-vehicular) Accidents by Command - CY 1957	73
Table 39	On-duty Civilian Personnel Losses Resulting from All Other (Non-vehicular) Accidents by Command - CY 1957	73
Table 40	USAF Aircraft Damage Resulting from Ground Accidents, by Command, World-wide - CY 1957	74

PART IV — AIRCRAFT AND MATERIEL

Introduction and Definitions		75
Table 41	USAF Aircraft Acceptances by Recipient, Semiannual, Fiscal Year 1958	76
Table 42	Summary of USAF Aircraft Acceptances - Units and Airframe Weight, by Recipient - Fiscal Years 1950 through 1958	78
Table 43	USAF Aircraft Acceptances by Engine Type, Monthly, Fiscal Year 1958	78
Table 44	USAF Aircraft Acceptances of Models in Production during Fiscal Year 1958 - by Manufacturer and Recipient	79
Table 45	USAF Aircraft Procurement Programs by Fiscal Year Funding, Fiscal Years 1955 through 1958	82
Table 46	Flyaway Cost of Aircraft Procured by USAF	83
Table 47	USAF Acceptances of Guided Missiles, Guided Aircraft Rockets, and Target Drones, Fiscal Year 1958 and Prior	85
Table 48	USAF Guided Missile and Guided Aircraft Rocket Procurement Programs by Fiscal Year Funding - through Fiscal Year 1958	87
Table 49	Functional Distribution Summary of USAF Aircraft Possessed Fiscal Year 1950 - 1958	89
Table 50	Functional Distribution of Aircraft Inventory - USAF Commands - Quarterly - Fiscal Year 1958	90
Table 51	USAF Aircraft Functional Distribution by Type - Quarterly - Fiscal Year 1958	94
Table 52	USAF Aircraft Functional Distribution by Type, Model, and Selected Series as of 30 June 1958	96
Table 53	Calendar Age Distribution of USAF Aircraft as of 30 June 1958	101
Table 54	USAF Aircraft Inventory Net Gain and Loss Summary - as of 30 June 1958	104
Table 55	USAF and Components Aircraft Gains and Losses - Fiscal Year 1958	110
Table 56	USAF Average Active Aircraft Operationally and Not Operationally Ready by Command Fiscal Year 1958	114
Table 57	USAF Average Active Aircraft Operationally and Not Operationally Ready by Type and Model - Fiscal Year 1958	115
Table 58	USAF World-wide Inventory of Selected Items of Ammunition by Location - Semiannual, Fiscal Year 1958	118

PART V — AIRCRAFT ENGINES

Page

Introduction and Definitions 119

Table 59 Summary of Aircraft Engine Acceptances, by Recipient, Fiscal Years 1950 through 1958. 120
Table 60 Summary of USAF Aircraft Engine Acceptances by Type, Model, and Recipient, Fiscal Year 1958. 120
Table 61 USAF Aircraft Engine Acceptances of Models in Production during Fiscal Year 1958, by Manufacturer and Recipient 121
Table 62 World-wide Summary of USAF Aircraft Engine Inventory by Recipient and Major Type, Semiannual, Fiscal Year 1958 124
Table 63 World-wide Inventory and Status of USAF Aircraft Aircraft Engines by Type and Model, Semiannual, Fiscal Year 1958 125
Table 64 World-wide Inventory and Status of USAF Aircraft Engines by Recipient, by Type and Model, Semiannual, Fiscal Year 1958 127

PART VI — AVIATION FUEL AND OIL

Introduction and Definitions 133

Table 65 Inventory of USAF Aviation Fuel by Location, Fiscal Years 1956, 1957, and 1958 134
Table 66 Summary of Base Issues of USAF Owned Aviation Fuel by Recipient - Fiscal Years 1956, 1957 and 1958 134
Table 67 Base Issues of USAF Aviation Fuel, by Recipient - Fiscal Year 1958 135
Table 68 Aviation Fuel Receipts from Industry, and Others - Fiscal Year 1958 137
Table 69 World-wide USAF Aviation Fuel Inventory, by Location - Semiannual, Fiscal Year 1958 137
Table 70 Summary of USAF Aviation Oil Inventories, by Location - Fiscal Years 1956, 1957 and 1958 138
Table 71 Summary of Base Issues of USAF Aviation Oil, by Type - Fiscal Years 1956, 1957 and 1958 138
Table 72 World-wide USAF Aviation Oil Inventory by Location, Semiannual, Fiscal Year 1958 139
Table 73 Summary of Base Issues of USAF Aviation Oil by Type - Fiscal Year 1958
Table 74 Aviation Oil Receipts from Industry and Others - Fiscal Year 1958 139

PART VII — USAF VEHICLES

Introduction and Definitions 141

Table 75 USAF Vehicle Inventory by Major Air Command, as of 30 June 1958 142
Table 76 USAF Vehicle Inventory by Design, Application, and Use as of 30 June 1958 143
Table 77 Command USAF Vehicle Inventory by Design, Application and Use, as of 30 June 1958 . . . 145

PART VIII — WAR READINESS MATERIEL

Introduction and Definitions 149

Table 78 Pre-stockage of Selected Items of War Readiness Materiel Overseas, Project SEAWEED 150
Table 79 Pre-stockage of Selected Items of War Readiness Materiel in Continental U. S., Project NIGHT LIFE and Flyaway Kits 151

PART IX — STOCKPILING

Introduction 153

Table 80 Status of the Strategic Materials Stockpiling Program within the Department of the Air Force, by Material, as of 30 June 1958 154
Table 81 Status of the Strategic Material Stockpiling Program within the Department of the Air Force, by Depot - as of 30 June 1958 156

PART X — UNIT AUTHORIZATION LIST

Introduction and Definitions 157

Table 82 Monetary Value of Unit Authorization List (UAL) Equipment by Command - 30 Sep 57 158
Table 83 Monetary Value of Unit Mission Equipment (UME) by Command - 30 Sep 57 158
Table 84 Monetary Value of Unit Support Equipment by Command - 30 Sep 57. 159
Table 85 Monetary Value of Unit Authorization List (UAL) Equipment as Related to Number of Personnel Assigned - 30 Sep 57. 159

PART XI — RESEARCH AND DEVELOPMENT

Page

Introduction 161

Table 86 Status of USAF Research and Development Funds - Fiscal Years 1950 through 1958, as of 30 June 1958 162
Table 87 Department of the Air Force - Research and Development Appropriation Cumulative Obligations by Operating Agency, as of 30 June 1958. 163

PART XII — FISCAL

Introduction and Definitions. 167

Table 88 Department of the Air Force - Status of Unliquidated Obligations at Beginning and end of Fiscal Year 1958 168
Table 89 Department of the Air Force - Amounts Available for Obligation during Fiscal Year 1958 Reflecting New Obligating Authority and the Application of Prior Year Unobligated Balances. 170
Table 90 Obligations during Fiscal Year 1958 Against Funds Available for Obligation during Fiscal Year 1958. 172
Table 91 Department of the Air Force - Expenditures and Amounts Available for Expenditures during Fiscal Year 1958 174
Table 92 Deparment of the Air Force - Expenditures during Fiscal Year 1958 against Fiscal Year 1958 Programs. 177
Table 93 Department of the Air Force - Expenditures during Fiscal Year 1958 against Fiscal Year 1957 Programs. 179
Table 94 Department of the Air Force - Expenditures during Fiscal Year 1958 against Fiscal Year 1956 Programs. 181
Table 95 Department of the Air Force - Expenditures during Fiscal Year 1958 against Fiscal Year 1955 Programs. 183
Table 96 Department of the Air Force - Expenditures during Fiscal Year 1958 against Fiscal Year 1954 Programs. 184
Table 97 Department of the Air Force - Expenditures during Fiscal Year 1958 against Fiscal Year 1953 and Prior Year Programs 185
Table 98 Activity in Air Force Management Funds during Fiscal Year 1958. 186

PART XIII — TRANSPORTATION

Introduction and Definitions 189

Table 99 MATS Airlift of JMTC Allocated Traffic - Fiscal Year 1958 190
Table 100 Movement of USAF Sponsored Passengers via Ocean Transportation by Direction of Lift and Category of Personnel, Fiscal Year 1958 191
Table 101 Movement of USAF Sponsored Passengers via Ocean Transportation to and from CONUS - by Source and Destination, Accommodation, and Category of Personnel, Fiscal Year 1958. 192
Table 102 Movement of USAF Sponsored Dry Cargo by Direction of Lift and by Commodity, Fiscal Year 1958. 194
Table 103 Movement of AF Sponsored Dry Cargo via Ocean Transportation - to and from CONUS by Source and Destination and by Commodity, Fiscal Year 1958. 195
Table 104 Passengers Traveling from AF CONUS Installations on T/R's via Commercial Carriers, Fiscal Years 1956, 1957, and 1958 197
Table 105 Individual Passengers Traveling from AF CONUS Installations on T/R's by Commercial Transportation and by Type of Passenger, Fiscal Year 1958. 197
Table 106 Cargo Shipped out of Air Force CONUS Installations by Mode of Transportation - Fiscal Years 1956, 1957, and 1958 198
Table 107 Shipments of Household Goods from AF CONUS Installations via Commercial Carrier, Fiscal Years 1956, 1957, and 1958 199
Table 108 Cargo Shipped out of Air Force CONUS Installations via LOG Systems, Fiscal Years 1956, 1957, and 1958 200
Table 109 Movement of Air Force Bulk Petroleum via Ocean Transportation by Source and Destination, Fiscal Year 1958. 201
Table 110 Movement of Air Force Bulk Petroleum via Ocean Transportation by Type of Fuel, Fiscal Year 1958. 201

PART XIV — INSTALLATIONS, CONSTRUCTION, AND COST OF MAINTENANCE AND OPERATION OF USAF PROPERTY

Introduction and Definitions 203

Table 111 USAF Active Installations by Type and Command, as of 30 June 1958 204
Table 112 USAF Installations by Type and Geographical Area, as of 30 June 1958 204
Table 113 Status of the USAF Military Construction Program Cumulative - Fiscal Year 1958 and Prior. 205

PART XIV — INSTALLATIONS, CONTRUCTION AND COST OF MAINTENANCE AND OPERATION OF USAF PROPERTY (CONTINUED)

		Page
Table 114	Progress of USAF Military Construction Program - Fiscal Year 1958	205
Table 115	Cost to U. S. Government of Military Real Property Controlled by Department of the Air Force - as of 30 June 1958	206
Table 116	Cost to U. S. Government of Land Controlled by Department of the Air Force as of 30 June 1958	206
Table 117	Acreage of Military Real Property Controlled and Located at Department of the Air Force Installations, as of 30 June 1958	206

PART XV — MILITARY ASSISTANCE PROGRAM (MAP)

Definitions		207
Table 118	Military Assistance Grant Aid Program by Recipient Country Cumulative Accomplishment through Fiscal Year 1958	208
Table 119	Military Assistance Grant Aid Program by Major Category - Cumulative Accomplishment through Fiscal Year 1958	210
Table 120	Military Assistance Grant Aid Materiel Program by Source of Assistance Cumulative Accomplishment through Fiscal Year 1958	211
Table 121	Muutal Security Military Sales by Materiel Category - Cumulative Accomplishment through Fiscal Year 1958	212
Table 122	MAP-Supported Aircraft Inventory by Type and Model of Aircraft Quarterly - Fiscal Year 1958	213
Table 123	MAP-Supported Aircraft Inventory by Country - by Type and Model of Aircraft Quarterly, Fiscal Year 1958	214
Table 124	MAP Aircraft Attrition by Type and Model of Aircraft - Fiscal Year 1958	218
Table 125	MAP Aircraft Hours Flown by Type and Model of Aircraft, Quarterly, Fiscal Year 1958	219
Table 126	MAP Aircraft Hours Flown by Country - by Type, Model and Series of Aircraft, Quarterly, Fiscal Year 1958	220
Table 127	MAP Grant Aid Aircraft Deliveries by Type, Model, and Series of Aircraft Cumulative through Fiscal Year 1958	224
Table 128	MAP Grant Aid Aircraft Deliveries to Recipient Countries, by Type, Model, and Series of Aircraft Cumulative through Fiscal Year 1958	226
Table 129	Aircraft Deliveries to Eligible Foreign Countries under Mutual Security Military Sales - Fiscal Year 1951 through 1958	232
Table 130	MAP Grant Aid Training - Technical Representatives Completing Assignments, by Recipient Area - Cumulative Accomplishment through Fiscal Year 1958	232
Table 131	MAP Grant Aid Formal Training - Spaces Completed by Type of Training and Recipient Country Cumulative Accomplishment through Fiscal Year 1958	233
Table 132	MAP Grant Aid Training - Mobile Training Teams Furnished, by Recipient Country Cumulative Accomplishment through Fiscal Year 1958	234
Table 133	Summary - USAF Civilian Employees in Salaried and Wage Board Groups Employeed under Military Assistance Program (MAP) - Fiscal Years 1950 through 1958	235

PART XVI — MILITARY PERSONNEL

Definitions		237
STRENGTH		
Table 134	Summary - Military Strength by Type of Personnel, World-wide - 1 Aug 1907 - FY 58	242
Table 135	Peak Strength of Military Personnel by Fiscal and Calendar Years, World-wide - July 1939 through June 1958	244
Table 136	Operating Location Strength by State, Continental US - FY 1958	245
Table 137	Operating Location Strength by Country, Overseas - FY 1958	246
Table 138	Summary - Command Strength by Grade in which Serving, World-wide - 30 June 1948 through FY 1958	248
Table 139	Command Strength of Officers by Grade in which Serving, by Command - 30 June 1958	250
Table 140	Summary - Command Strength of General Officers by Grade in which Serving - FY 1952 through FY 1958	251
Table 141	Command Strength of Airmen by Grade in which Serving, by Command - 30 June 1958	252
Table 142	Summary - Command Strength by Type, by Personnel Identity - FY 1948 through FY 1958	253
Table 143	Command Strength by Component, by Departmental Status - 30 June 1948 through FY 1958	262
Table 144	Summary - Command Strength of Air Force Pipeline Personnel by Pipeline Category - World-wide - 30 June 1948 through FY 1958	264
Table 145	Summary - USAF Regular Commissioned Officers by Grade in which Serving, by by Control Branch - 30 June 1950 through 30 June 1958	266
Table 146	USAF General Officers by Permanent Grade, by Grade in which Serving - June 1952 through June 1958	269

PART XVI — MILITARY PERSONNEL (CONTINUED)

Page

STRENGTH

Table 147 Summary - Departmental Strength of Female Personnel - 30 Jun 1951 through 30 Jun 1958 270
Table 148 Summary - Departmental Strength of Female Medical Officers by Grade in which Serving - 30 Jun 1950 through FY 1958 272

PERSONNEL BY AERONAUTICAL STATUS

Table 149 Summary - USAF Officers by Aeronautical Rating, by Flying Status, by Grade in which Serving - FY 1949 through FY 1958 273
Table 150 Summary - USAF Officers by Aeronautical Status - FY 1958 275
Table 151 Summary - USAF Officers by Aeronautical Rating, by Flying, by Command - 15 June 1949 through 30 June 1958 276
Table 152 USAF Officers on Flying Status by Aeronautical Rating, by Age - 31 December 1957 30 June 1958 278
Table 153 Pilots on Flying Status by Grade in which Serving, by Age Group - 30 June 1958 279
Table 154 Navigators and Observers on Flying Status by Grade in which Serving, by Age Group - 30 June 1958 280
Table 155 USAF Officers - by Component, Aeronautical Status and Duty - FY 1958 281

SPECIALTIES AND SKILL LEVEL

Table 156 Summary - Authorized and Assigned USAF Officers by Occupational Field Based on Duty Specialty - FY 1954 through FY 1958 282
Table 157 Summary - Authorized and Assigned Airmen by Primary Air Force Specialty Code (AFSC) within Career Field - CY 1954 through FY 1958 284
Table 158 Summary - Authorized and Assigned Permanent Party Airmen by Primary Air Force Specialty, Within Career Field, by Skill Level - FY 1954 through FY 1958 287

GAINS AND LOSSES

Table 159 Summary - Gains and Losses of Military Personnel to Command Strength by Identity - Last Half FY 1949 through FY 1958 290
Table 160 Gains and Losses of Military Personnel to Command Strength - FY 1958 291
Table 161 Gains and Losses of Female Military Personnel to Command Strength - FY 1958 305
Table 162 Summary - Gains and Losses of Airmen by Age Group - FY 1955 through FY 1958 313
Table 163 Summary - Gains of Officers to Command Strength by Grade - FY 54 through FY 1958 314
Table 164 Summary - Gains of Enlisted Personnel to Command Strength by Grade - FY 1954 through FY 1958 315
Table 165 Summary - Losses of Officers to Command Strength by Grade - FY 1954 through FY 1958 316
Table 166 Summary - Losses of Enlisted Personnel from Command Strength by Grade - FY 1954 through FY 1958 317
Table 167 Summary - Losses of USAF Officers from Command Strength by Aeronautical Status, by Age Group - FY 1953 through FY 1958 318
Table 168 Summary - Losses of USAF Officers on Flying Status, by Age Group - FY 1955 through FY 1958 320

PROMOTIONS AND STATUS CHANGES

Table 169 Summary - Regular Officers Selected for Permanent Promotions - FY 1950 through FY 1958 322
Table 170 Summary - Temporary Promotions of Officers to General Officers by Grade to which Promoted - FY 1951 through FY 1958 323
Table 171 Summary - Officers Selected for Temporary Promotions by Fiscal Year in which Selected - FY 1949 through FY 1958 324
Table 172 Summary - Accession Status Changes of Military Personnel - FY 1953 through FY 1958 325
Table 173 Summary - Accession Status Changes of Female Military Personnel - FY 1953 through FY 1958 328

ENLISTMENTS AND REENLISTMENTS

Table 174 Summary - Enlistments and Reenlistments by Grade Last Half FY 1949 through FY 1958 331
Table 175 Summary - WAF Enlistments and Reenlistments by Grade - FY 1949 through FY 1958 333
Table 176 Summary - Enlistments and Reenlistments by Term of Enlistment - Last Half FY 1948 through FY 1958 335
Table 177 Summary - WAF Enlistments and Reenlistments by Term of Enlistment - FY 1952 through FY 1958 337

PART XVI — MILITARY PERSONNEL (CONTINUED)

Page

ENLISTMENTS AND REENLISTMENTS (Contd)

Table 178 Summary - Enlistments by Educational Level - FY 1954 through FY 1958 339
Table 179 Summary - Non-Prior Service Enlistments by Armed Forces Qualification Test (AFQT) Mental Group - Excluding Inductees - FY 1954 through FY 1958 342

OTHER

Table 180 Summary - Age Distribution of USAF Officers by Grade in which Serving, by Age - 30 November 1952 through 30 June 1958 343
Table 181 Summary - USAF Retired Officers and Airmen by Type of Retirement, by Component - FY 1957 through FY 1958 348

PART XVII — MILITARY TRAINING

Definitions 349

INDOCTRINATION TRAINING

Table 182 Summary - USAF Military Indoctrination Training of USAF Personnel - FY 1955 through FY 1958 351
Table 183 Summary - USAF Military Indoctrination Training of WAF Personnel - FY 1955 FY 1958 352

FLYING TRAINING

Table 184 Summary - USAF Flying Training of USAF Personnel - FY 1940 through FY 1958 353
Table 185 Summary - USAF Flying Training Fatalities of USAF Personnel - FY 1940 through FY 1958 364
Table 186 Summary - USAF Flying Training of Army and Navy Personnel - Last Half FY 1948 through FY 1958 365
Table 187 Summary - USAF Training of Foreign Personnel - FY 1942 through 1958. 366

TECHNICAL TRAINING

Table 188 Summary - Technical Training of USAF Officers by Air Training Command - FY 1941 through FY 1958 372
Table 189 Summary - Technical Training of Airmen by Air Training Command - FY 1941 through FY 1958 373
Table 190 Summary - Technical Training of WAF Officers by Air Training Command - FY 1950 through FY 1958 374
Table 191 Summary - Technical Training of WAF Airmen by Air Training Command - FY 1950 through FY 1958 375
Table 192 Summary - Technical Training of US Army Personnel by Air Training Command - Last Half FY 1949 through FY 1958 376
Table 193 Summary - Technical Training of US Navy Personnel by Air Training Command - Last Half FY 1949 through FY 1958 377

PROFESSIONAL AND TECHNOLOGICAL TRAINING

Table 194 Summary - USAF Professional, Technological, and Collegiate Training of USAF Officers by Air University - FY 1951 through FY 1958 378
Table 195 Summary - USAF Professional and Technological Training of Airmen - FY 1951 through FY 1958 384
Table 196 Summary - USAF Professional and Technological Training of WAF Officers by Air University - FY 1951 through FY 1958 388
Table 197 Summary - USAF Professional and Technological Training of WAF Airmen by Air University - FY 1951 through FY 1958 389
Table 198 Summary - USAF Professional and Technological Training of US Army Officers by Air University - FY 1951 through FY 1958 390
Table 199 Summary - USAF Professional and Technological Training of US Navy Officers - FY 1951 through FY 1958 391
Table 200 Summary - Technical Training of USAF Civilian Personnel by Air Training Command - FY 1951 through FY 1958 392
Table 201 Summary - USAF Professional and Technological Training of Foreign Nationals by Air University - FY 1951 through FY 1958 393
Table 202 Summary - Technical Training of Foreign Nationals by Air Training Command - FY 1951 through FY 1958. 395

TRAINING IN OTHER THAN USAF SCHOOLS

Table 203 Summary - Training of USAF Personnel in Other Military Schools - FY 1951 through FY 1958. 396

PART XVII — MILITARY TRAINING (CONTINUED)

Page

TRAINING IN OTHER THAN USAF SCHOOLS (Contd)

Table 204 Summary - Training of USAF Officers in US Army Schools - FY 1951 through FY 1958 397
Table 205 Summary - Training of Airmen in US Army Schools - FY 1951 through FY 1958 398
Table 206 Summary - Training of USAF Officers in US Navy Schools - FY 1951 through FY 1958 399
Table 207 Summary - Training of Airmen in US Navy Schools - FY 1951 through FY 1958 400

PART XVIII — MILITARY PERSONNEL SAMPLE SURVEYS

Introduction 401
Sampling Variability 402

Commentary - Officers - 31 October 1957 403
Table 208 USAF Male Regular Commissioned Officers on Flying Status by Aeronautical Rating, World-wide - 31 October 1957 408

Academic Major
Active Duty Preference as of Today
Active Duty, Reason for Original Entry in Air Force on
Career, Immediate Family's Feeling About Making Air Force
Career Plans, Present Air Force
Career, Most Favorable Feature of Air Force
Chief Worries When First Entered Air Force
Draft, Influence of, On Joining Air Force
Educational Level
Housing, Ownership of Present
Housing, Satisfaction with Present
Marital Status
Retirement Plans
Staying in or Leaving Air Force, Persons Most Influential in Making Up Mind About
Tour, Months Served on Last Overseas
Training, Receiving Pilot or Navigator/Observer

Table 209 USAF Male Career Reserve Commissioned Officers on Flying Status by Aeronautical Rating, World-wide - 31 October 1957 412

Academic Major
Active Duty Preference as of Today
Active Duty, Reason for Original Entry in Air Force on
Career, Immediate Family's Feeling about Making Air Force
Career Plans, Present Air Force
Career, Most Favorable Feature of Air Force
Chief Worries when First Entered Air Force
Draft, Influence of, on Joining Air Force
Educational Level
Housing, Ownership of Present
Housing, Satisfaction with Present
Marital Status
Retirement Plans
Staying in or Leaving Air Force, Persons Most Influential in Making Up Mind About
Tour, Months Served on Last Overseas
Training, Receiving Pilot or Navigator/Observer

Table 210 USAF Male Noncareer Reserve Commissioned Officers on Flying Status by Aeronautical Rating, World-wide - 31 October 1957 416

Academic Major
Active Duty Preference as of Today
Active Duty, Reason for Original Entry in Air Force on
Career, Immediate Family's Feeling About Making Air Force Career Plans, Present Air Force
Chief Worries When First Entered Air Force
Draft, Influence of, on Joining Air Force
Educational Level
Housing, Ownership of Present
Housing, Satisfaction with Present
Marital Status
Retirement Plans
Staying in or Leaving Air Force, Persons Most Influential in Making up Mind About
Tour, Months Served on Last Overseas
Training, Receiving Pilot or Navigator/Observer

PART XVIII – MILITARY PERSONNEL SAMPLE SURVEYS (CONTINUED)

Page

Table 211 USAF Regular Commmissioned Officers by Grade in which Serving and Air Force Career Plans, World-wide - 31 October 1957 420

Active Duty Preference as of Today
Age
Career, Immediate Family's Feeling About Making Air Force
Duty Occupational Area
Educational Level
Marital Status
Military Service, Total Federal
Rating and Flying Status
Source of Commission
Staying in or Leaving Air Force, Persons Most Influential in Making up Mind About

Table 212 USAF Career Reserve Commissioned Officers by Grade in Which Serving and Air Force Career Plans, World-wide - 31 October 1957 424

Active Duty Preference as of Today
Age
Career, Immediate Family's Feeling About Making Air Force
Duty Occupational Area
Educational Level
Marital Status
Military Service, Total Federal
Rating and Flying Status
Source of Commission
Staying in or Leaving Air Force, Persons Most Influential in Making up Mind About

Table 213 USAF Noncareer Reserve Commissioned Officers by Grade in Which Serving and Air Force Career Plans, World-wide - 31 October 1957 428

Active Duty Preference as of Today
Age
Career, Immediate Family's Feeling about Making Air Force
Duty Occupational Area
Educational Level
Marital Status
Military Service, Total Federal
Rating and Flying Status
Source of Commission
Staying in or Leaving Air Force, Persons Most Influential in Making up Mind About

Commentary - Airmen - 31 October 1957 430
Table 214 USAF Career Airmen by Grade in Which Serving and Reenlistment Intent, World-wide - 31 October 1957 434

Age
Educational Level
Marital Status, Present
Military Service, Total Federal
Reenlisting, Family Feeling About
Reenlistment Intent, Certainty of
Skill Level
Staying in or Separating, Persons Influential in Making Up Mind About
Technical Category

Table 215 USAF First Term Airmen by Grade in Which Serving and Reenlistment Intent; World-wide - 31 October 1957 438

Age
Educational Level
Marital Status, Present
Military Service, Total Federal
Reenlisting, Family Feeling About
Reenlisting, Certainty Of
Skill Level
Staying in or Separating, Persons Influential in Making Up Mind About
Technical Category

PART XVIII — MILITARY PERSONNEL SAMPLE SURVEYS (CONTINUED) Page

Table 216 USAF Airmen by Branch of U. S. Service in Which Previously Served and Category of Enlistment, World-wide - 31 October 1957. 442

Age
Air Force Plans, Certainty of
Air Force Plans, Present
Air Force Plans, When First Entered Air Force
Aspiration, Most Important in Life You Want to Lead
Aspirations, Where Do You Feel You Can Best Realize These
Career, Benefit or Improvement That Would Increase Value of Air Force
Chief Worries When First Entered Into Air Force
Date Last A Civilian
Dependents, Legal
Draft, Influence Of, In Decision to Enter Air Force
Educational Level
Flying Status
Grade, Present
Housing, Satisfaction with Present
Marital Status, Present
Pay and Allowances, Opinion of Air Force
Reenlisting, Immediate Family Feeling About Your
Work Assignments Adequately Explained by Supervisors

Commentary - Officers - 31 May 1958 446
Table 217 USAF Male Officers by Grade in Which Serving, World-wide - 31 May 1958 451

Air Force Plans and Years of Active Duty Planned
Age
Blue Summer Uniform Preference
Family Quarters Furnishings Preferred at Next Continental US Station if Provided by the Air Force
Family Quarters Required at Next Duty Station in Continental US
Information Desired from Hq US Air Force
Marital Status
Military Service, Active Federal
Phamphlets, Department of Defense
Problems Existing between Present Air Force Base and Nearby Community
Quarters, Adequacy of
Retirement, Date of
Schooling Received in Last Three Years, Months of Government Sponsored

Table 218 USAF Male Commissioned Officers by Career Category and Air Force Career Plans, World-wide - 31 May 1958. 456

Academic Major
Active Duty as a Commissioned Officer, Date of Entry on
Active Duty Obligation, Date Complete
Aeronautical Rating and Flying Status
Age
Air Force Job in Similar Field as Academic Major
Air Force Officer Qualifying Test (AFOQT) Scores
Air Force Plans and Years of Active Duty Planned
Career in the Air Force, Immediate Family's Feeling about Making a
Career Plans When First Entered the Air Force
Command Level at Which Present Performing Duty
Commission, Source of
Educational Level
Influence of Draft on Decision to Join the Air Force
Grade in Which Serving
Pay Raise on Air Force Career Plans, Effect of
Primary AFSC (PAFSC), Working in
Retirement, Date of
Separation, Date of
Marital Status and Dependents

Commentary - Airmen - 31 May 1958 462
Table 219 USAF Male Airmen by Grade in Which Serving, World-wide - 31 May 1958. 470

Age
Air Force Plans and Years of Active Duty Planned
Allowance, Quarters
Allowance, Subsistence

PART XVIII - MILITARY PERSONNEL SAMPLE SURVEYS (CONTINUED)

Page

Table 219 USAF Male Airmen by Grade in Which Serving, World-wide - 31 May 1958 (Cont'd) 470
Blue Summer Uniform Preference
Career in the Air Force, Thought Given to a
Career Plans When First Entered the Air Force
Educational Level
Enlistments Served
Family Quarters Furnishings Preferred at Next Continental U S Station if Provided by the Air Force
Family Quarters Furnishings Required at Next Duty Station in Continental U S
Marital Status and Dependents
Military Service, Active Federal
Military Service in Previous Lower, Active Federal
Military Service Spent Overseas, Active Federal
Military Service, Total Federal
Quarters During Current Tour or Last Four Years, Adequacy of
Technical Specialty Aptitude Index or General Aptitude Index Score
Tour Between Your Last Overseas Tour (Since 1948), Length of Continental US
Tour (Since 1948), Length of Last Oversea
Tours (Over 90 Days) Served Overseas Since 1948

Table 220 USAF Airmen by Category of Enlistment and Reenlistment Intent, World-wide - 31 May 1958 477
Age
Air Force Plans and Years of Active Duty Planned
"Airman Performance Report," Evaluation of Airman Based on
Career in the Air Force, Thought Given to a
Career Plans When First Entered the Air Force
Educational Level
Enlist, Reenlist, or Separate, Reasons Most Important in Making up Mind to
Enlistment in the Air Force, Reason for Original
Enlistments Served, Number of
Grade in which Serving
Information Informing of Air Force Activities, Best Source of
Marital Status
Promotion, Recommendation for
Technical Category
Technical Specialty Aptitude Index or General Aptitude Index Score
Tours (Over 90 days) Served Overseas Since 1948)

Commentary - Special Study - Airmen by Career Field - 31 May 1958 482
Table 221 USAF Airmen in Highly Technical Career Fields by Selected Characteristics and and Attitudes, - World-wide - 31 May 1958 486
Adequacy of Quarters
Air Force Reenlistment Intent
Airman Performance Reports in Airman's File
Duties Last Twelve Months Within Own AFSC
Educational Level
Effect of Pay Raise on Air Force Career Plans
Enlistments Served
Evaluation of Airmen Based on Airman's Performance Report
Grade in Which Serving
Marital Status and Dependents
Opinion of Overseas Tour Length
Reasons that are Important in Making up Mind on Reenlistment or Separation Intent
Satisfaction with Current Assignment
Volunteered for Overseas Duty
Working within own AFSC

Table 222 USAF Airmen in Technical Career Fields by Selected Characteristics and Attitudes - World-wide - 31 May 1958 494
Adequacy of Quarters
Air Force Reenlistment Intent
Airman Performance Reports in Airman's File
Duties Last Twelve Months within own AFSC
Educational Level
Effect of Pay Raise on Air Force Career Plans
Enlistments Served
Evaluation of Airmen Based on Airman's Performance Report

PART XVIII — MILITARY PERSONNEL SAMPLE SURVEYS (CONTINUED)

Page

Table 222 USAF Airmen in Technical Career Fields by Selected Characteristics and Attitudes - World-wide - 31 May 1958 (Cont'd) 494

Grade in Which Serving
Marital Status and Dependents
Opinion of Overseas Tour Length
Reasons that are Important in Making up Mind on Reenlistment or Separation Intent
Satisfaction with Current Assignment
Volunteered for Overseas Duty
Working within Own AFSC

Table 223 USAF Airmen in Semi-technical Carrier Fields by Selected Characteristics and Attitudes, World-wide - 31 May 1958. 502

Adequacy of Quarters
Air Force Reenlistment Intent
Airman Performance Reports in Airman's File
Duties Last Twelve Months within Own AFSC
Educational Level
Effect of Pay Raise on Air Force Career Plans
Enlistments Served
Evaluation of Airmen Based on Airman's Performance Report
Grade in Which Serving
Marital Status and Dependents
Opinion of Overseas Tour Length
Reasons that are Important in Making up Mind on Reenlistment or Separation Intent
Satisfaction with Current Assignment
Volunteered Overseas Duty
Working within Own AFSC

PART XIX — CIVILIAN PERSONNEL

Definitions 511

Table 224 Summary - USAF Civilian Employees - 30 June 1942 through 30 June 1958. 513
Table 225 Civilian Employees by Category, by Grade, World-wide - FY 1958 514
Table 226 Civilian Employees by Type of Appointment, by Employee Group - FY 1958 515
Table 227 Summary - WAE (When Actually Employed) Employees and Presidential Appointees - 30 June 1949 through 30 June 1958. 516
Table 228 Summary - Civilian Employees with Veterans Preference, by Preference Points within Major Air Commands - FY 1949 through FY 1958 517
Table 229 Summary - Civilian Employees by Sex, by Command - Last Half FY 1949 through FY 1958 519
Table 230 Civilian Employees by Citizenship or Non-citizenship Status, by Command, Overseas - FY 1958 523
Table 231 Summary - Departmental Civilian Employees by Type of Appointment, by Employee Group - FY 1955 through FY 1958 526
Table 232 Summary - Departmental Civilian Employees by Type of Service - FY 1955 through FY 1958 527
Table 233 Summary - Departmental Civilian Employees with Veterans Preference, by Preference Points - FY 1955 through FY 1958. 528
Table 234 Summary - Appointment of Physically Impaired Civilian Employees by Command. Continental U S - 30 June 1949 through 30 June 1958 529
Table 235 Civilian Employees by Duty Location Within Continental U S - FY 1958 530
Table 236 Civilian Employees by Duty Location Outside Continental U S - FY 1958. 531
Table 237 Summary - Accessions of USAF Civilian Employees by Type - Last Half FY 1949 through FY 1958 533
Table 238 Summary - Separations of USAF Civilian Employees by Type - Last Half FY 1949 through FY 1958 534
Table 239 Summary - Promotions of Civilian Empoyees by Veteran and Non-veteran Status, by Command, Continental U S - FY 1952 through FY 1958. 535
Table 240 Summary - Demotions of Civilian Employees by Veteran and Non-veteran Status, by Command, Continental U S - FY 1952 through FY 1958 536
Table 241 USAF Incentive Awards Program, World-wide - FY 1958. 537
Table 242 Air Force Aid Society Summaries - FY 1958 538
Table 243 Summary of USAF Civilian Retirement Fund Transactions, World-wide - as of 31 December 1957 538

PART XX — MEDICAL ACTIVITIES

Page

Definitions 539

Table 244 Summary - Admission Rates of USAF Personnel, World-wide - FY 1953 through FY 1958 542
Table 245 Summary - Noneffective Ratios of USAF Personnel, World-wide - FY 1953 through FY 1958 542
Table 246 Summary - Hospital Ratios of USAF Personnel, World-wide - FY 1953 through FY 1958 542
Table 247 Summary - Admissions and Number of Patients Occupying Beds in USAF Hospitals and Dispensaries by Type of Beneficiary, by Command - FY 1952 through FY 1958 543
Table 248 Volume of Selected Outpatient Activities by Type of Beneficiary, by Command - FY 1958 545
Table 249 Quarterly Staffing Averages of USAF Medical and Dental Treatment Facilities FY 1958 549
Table 250 Summary - Non-Battle Deaths of USAF Officers by Aeronautical Rating, by Grade in Which Serving at Time of Death - Last Half FY 1952 through FY1958 550
Table 251 Summary - Non-Battle Deaths of USAF Officers and Airmen by Grade in which Serving at Time of Death - Last Half FY 1952 through FY 1958 551
Table 252 Summary - Non-Battle Deaths of USAF Officers by Age Group, by Grade in which Serving at Time of Death - Last Half FY 1952 through FY 1958 552
Table 253 Summary - Non-Battle Deaths of Airmen by Age Group, by Grade in which Serving at Time of Death - Last Half FY 1952 through FY 1958 553
Table 254 Non-Battle Deaths of USAF Officers by Age Group, by Causative Agent - FY 1958 554
Table 255 Non-Battle Deaths of Airmen by Age Group, by Causative Agent - FY 1958 554
Table 256 USAF Dental Health Activities at USAF Installations, World-wide - FY 1958 555

PART XXI — SECURITY AND DISCIPLINE

PROVOST MARSHAL

Introduction and Definitions 557

Table 257 Provost Marshal Activities Data - FY 1958 558
Table 258 Summary - USAF Military Personnel Absent Without Leave and Man-Days Lost - Third Quarter FY 1947 thru FY 1958. 570

OFFICE OF SPECIAL INVESTIGATIONS

Definitions. 571

Table 259 Special Investigations Conducted by the Office of Special Investigations, Continental U S, Puerto Rico, and North East Portion of North America - FY 1958. 572

JUDGE ADVOCATE GENERAL

Introduction and Definitions. 576

Table 260 Summary - USAF Personnel Tried by Court-Martial for all Offenses, Absence Without Leave and Desertion only, World-Wide - FY 1952 through 1958. 577
Table 261 Summary - USAF Disposition of Criminal Offenses Subject to Trial by Foreign Courts - Last Half FY 1954 through First Half FY 1958 578
Table 262 Offenses Tried by Court-Martial, by Command, World-Wide - FY 1958 580

PART XXII — COMPONENTS

Definitions. 583

AIR FORCE RESERVE

Table 263 AF Reserve Strength Assigned to Continental Air Command by Location - FY 1958. 586
Table 264 Summary - AF Reserves in Pay Status and Nonpay Status Assignments by Grade - June 1953 through June 1958. 587
Table 265 Summary - AF Reserve Mobilization On-the-Job Training (OJT) Strength by Command of Assignment - FY 1952 through FY 1958 594
Table 266 Summary - AF Reserve Officers in Pay Status Assignments by Flying Status, by Grade, by Program Element - 25 June 1953 through 30 June 1958. 596
Table 267 Summary - AF Reserve Inactive Duty Training - FY 1951 through FY 1958 603
Table 268 Summary - AF Reserve Active Duty Training - FY 1951 through FY 1958. 605
Table 269 Summary - AF Reserve Gains and Losses - FY 1952 through FY 1958. 608

505282 O - 59 - 2

PART XXII — COMPONENTS (CONTINUED)

Page

AIR FORCE RESERVE (Cont'd)

Table 270 Summary - Air Force Reserve Personnel Not on Active Duty - 31 December 1947 through 30 June 1958 610
Table 271 Functional Distribution of Air Force Reserve Aircraft Inventory - Quarterly - FY 1958 611
Table 272 Functional Distribution of Air Force Reserve Aircraft Possessed Fiscal Years 1950 through 1958 613
Table 273 Air Force Reserve Aircraft Functional Distribution by Type and Model as of 30 June 1958 614
Table 274 Air Force Reserve Active Aircraft Operationally and Not Operationally Ready by Type and Model - Fiscal Year 1958 615
Table 275 Summary of Hours Flown by Air Force Reserve Aircraft by Type and Model - Fiscal Years 1950 through 1958 616

AIR NATIONAL GUARD

Table 276 Authorized and Assigned Air National Guard Strength in Federally Recognized Units by State or Territory - FY 1958 617
Table 277 Authorized and Assigned Air National Guard Military Strength by State or Territory - FY 1958 618
Table 278 Authorized and Assigned Strength of Air National Guard Warrant Officers - FY 1958 620
Table 279 Summary - Air National Guard Participation in Training Assemblies - FY 1952 through FY 1958 621
Table 280 Summary - Air National Guard Participation in Field Training - FY 1952 through FY 1958 622
Table 281 Summary - Air National Guard Pilot Training Replacement Program - FY 52 thru FY 58 . . 622
Table 282 Summary - Air National Guard School Training - FY 1952 through FY 1958 623
Table 283 Summary - Air National Guard Personnel Not on Active Duty - 30 November 1946 through 30 June 1958 624
Table 284 Obligations During Fiscal Year 1958 from Funds Appropriated for Air National Guard 625
Table 285 Functional Distribution Summary of Air National Guard Aircraft Possessed Fiscal Years 1950 - 1958 626
Table 286 Functional Distribution of Air National Guard Aircraft Inventory, Quarterly - Fiscal Year 1958 627
Table 287 Air National Guard Aircraft Functional Distribution by Type, Model, and Selected Series - as of 30 June 1958 629
Table 288 Summary of Hours Flown by Air National Guard Aircraft by Type and Model - Fiscal Years 1950 through 1958 630
Table 289 Air National Guard Average Active Aircraft Operationally and Not Operationally Ready by Type and Model - Fiscal Year 1958 631

AIR FORCE RESERVE OFFICERS TRAINING CORPS (AFROTC)

Table 290 Formally Enrolled AF Reserve Officer Training Corps (ROTC) Students - By Institution, by Year of Course, by State - FY 1958 632
Table 291 Summary - AFROTC Enrollment by Fiscal Year - October 1946 through June 1958 642
Table 292 Air Force Reserve Officer Training Corps (AFROTC) Cadet Enrollment by Category - FY 1958 643
Table 293 Summary - USAF Reserve Officer Training Corps (ROTC) Commissions Granted - FY 1947 thru FY 1958 643

CIVIL AIR PATROL

Table 294 Summary - Participation in Civil Air Patrol (CAP) Activities by Wing - FY 52 thru FY 58 . . 644
Table 295 Summary - Civil Air Patrol Units by Type - 30 June 1949 through 30 June 1958 646
Table 296 Civil Air Patrol Wing Headquarters by Location - as of 30 June 1958 646
Table 297 Summary - Flying Activity of Civil Air Patrol on Actual Missions (Search, Rescue, and Mercy) - CY 1953 through FY 1958 647
Table 298 Summary - Flying Activity of Civil Air Patrol on - Combatant Wartime Capability Effectiveness Test (Search and Rescue) - FY 1951 through 1958 647
Table 299 Summary - Civil Air Patrol Encampment by Calendar Year - 1947 through 1958 648
Table 300 Summary - Civil Air Patrol (CAP) - High School Aviation Education Program - 1949 (Fall) through 1958 (Fall) 648
Table 301 Civil Air Patrol Cadet Summer Encampment - 1958 649
Table 302 Functional Distribution of Civil Air Patrol Aircraft Inventory - Quarterly - Fiscal Year 1958 650

MAJOR AIR COMMANDS AND SEPARATE OPERATING AGENCIES OF THE UNITED STATES AIR FORCE

Fiscal Year 1958

Listed below are the major air commands and separate operating agencies which were operational during Fiscal Year 1958. A brief history of each is included to facilitate comparison and analysis with tables in Statistical Digests of previous years. Historical summaries of major air commands and separate operating agencies which were discontinued prior to Fiscal Year 1958 can be found in Statistical Digests of former years.

AIR DEFENSE COMMAND (ADC)
Established 21 March 1946; reassigned to Continental Air Command, 1 December 1948; discontinued, 1 July 1950; and re-established as a major air command 1 January 1951.

AIR FORCE ACCOUNTING AND FINANCE DIVISION (AFAFD)
Established as Air Force Finance Division effective 1 January 1951; redesignated as Air Force Accounting and Finance Division, 1 September 1957.

AIR MATERIEL COMMAND (AMC)
Established 17 July 1944 as AAF Materiel and Services; redesignated as AAF Air Technical Service Command; 31 August 1944; redesignated as Air Technical Service Command, 1 July 1945; and redesignated as Air Materiel Command, 9 March 1946.

AIR PROVING GROUND COMMAND (APGC)
Established as AAF School of Applied Tactics, 27 October 1942; redesignated as AAF Tactical Center, 28 October 1943; redesignated as AAF Center, 1 June 1945; redesignated as AAF Proving Ground Command, 26 February 1946; redesignated as Air Proving Ground Command, 10 July 1946; redesignated as Air Proving Ground and assigned to Air Materiel Command 20 January 1948; relieved of assignment to Air Materiel Command and designated a major air command, 1 June 1948; and redesignated as Air Proving Ground Command 20 December 1951; redesignated to Air Proving Ground Center effective 1 December 1957 and assigned to Air Research and Development Command. Concurrently its status as a major air command was terminated.

AIR RESEARCH AND DEVELOPMENT COMMAND (ARDC)
Established as Research and Development Command, 23 January 1950; redesignated as Air Research and Development Command, 15 September 1950, and assumed powers, missions, functions, and responsibilities of the Air Force Special Weapons Center (formerly Special Weapons Command), 1 April 1952.

AIR TRAINING COMMAND (ATC)
Established as Army Air Force Training Command, 7 July 1943; and redesignated as Air Training Command, 1 July 1946.

AIR UNIVERSITY (AU)
Established as AAF School of Applied Tactics, 1 November 1943; redesignated as Army Forces School, 1 June 1945 and redesignated as Air University, 12 March 1946.

ALASKAN AIR COMMAND (AAC)
Activated Alaskan Air Force, 15 January 1942; redesignated as 11th Air Force, 5 February 1942; and redesignated as Alaskan Air Command, 21 December 1945.

CARIBBEAN AIR COMMAND (CAIRC)
Activated Panama Canal Air Force, 20 November 1940; redesignated as Caribbean Air Force, 5 August 1941; redesignated as Sixth Air Force, 5 February 1942; redesignated as Caribbean Air Command, 31 July 1946; and assumed powers, missions, functions and responsibilities of Antilles Air Command, 31 July 1946.

CONTINENTAL AIR COMMAND (CONAC)
Established 1 December 1948.

HEADQUARTERS COMMAND, USAF (HQC)
Established as Bolling Field Command, 15 December 1946; and redesignated as Headquarters Command, USAF, 17 March 1948.

MILITARY AIR TRANSPORT SERVICE (MATS)
Established 1 June 1948 assuming all active units of the discontinued Air Transport Command and Air Transport Service; and assumed powers, missions, functions and responsibilities of Air Pictorial Service, 16 April 1952.

PACIFIC AIR FORCES (PACAF)
Activated Far East Air Forces, 3 August 1944; redesignated as Pacific Air Command, US Army, 6 December 1945; redesignated as Far East Air Forces, 1 January 1947 and redesignated to Pacific Air Forces effective 1 July 1957.

STRATEGIC AIR COMMAND (SAC)
Established 21 March 1946 concurrent with redesignation of Continental Air Forces.

TACTICAL AIR COMMAND (TAC)
Established 21 March 1946; reassigned to Continental Air Command, 1 December 1948; and relieved of assignment to Continental Air Command and designated a major air command, 1 December 1950.

USAF ACADEMY (USAFA)
Established 27 July 1954. The Headquarters of the Academy was activated 14 August 1954.

U. S. AIR FORCES IN EUROPE (USAFE)
Activated Eighth Air Force 28 January 1942; redesignated as United States Strategic Air Forces in Europe, 1 March 1944; redesignated as U. S. Air Forces in Europe, 7 August 1945.

USAF SECURITY SERVICE (USAFSS)
Established 20 October 1948.

SIXTEENTH AIR FORCE (16AF)
Established as a separate operating agency, 20 May 1954. Redesignated from Joint United States Military Group, Air Administration (Spain) to Sixteenth Air Force effective 15 July 1956. Effective 1 July 1957 its status as a separate operating agency was terminated, concurrently it was assigned to SAC.

DEPARTMENT OF THE AIR FORCE

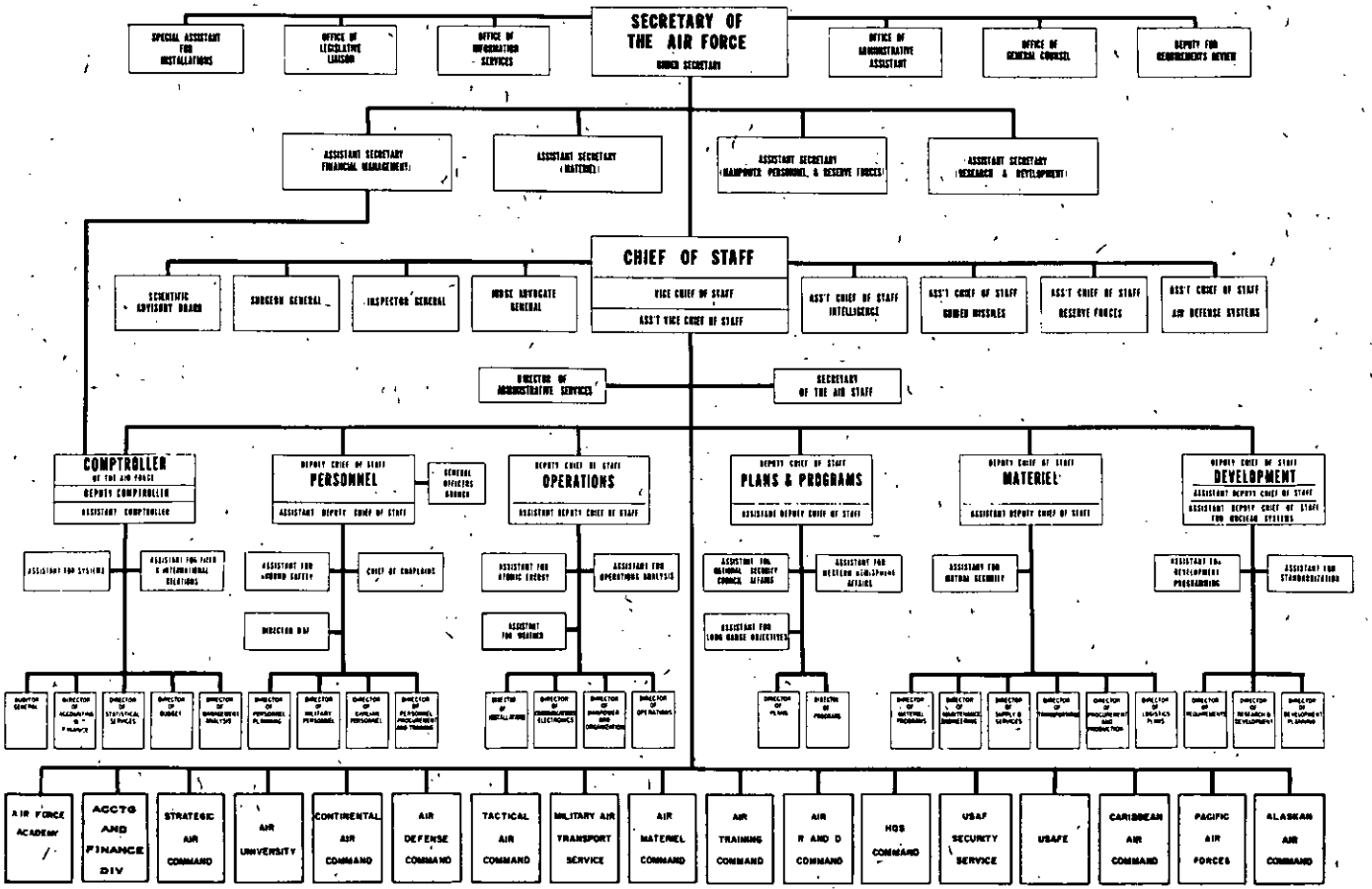

Air Force Units & Capabilities

PART I

AIR FORCE UNITS AND CAPABILITIES

INTRODUCTION

The tables included in this section provide a summary of all USAF units and summary data reflecting the status and deployment of USAF major wings and flying support units.

Tables reflecting status and deployment contain the following data:

1. Total units activated, Fiscal Years 1953 through 1958.
2. Equipped units by type of unit equipment possessed, Fiscal Years 1953 through 1958.
3. Authorized, possessed, combat-ready unit equipment and authorized, assigned, combat-ready crews in units by type of unit equipment, Fiscal Years 1955 through 1958.
4. Operational readiness of USAF major wings, Fiscal Year 1958.

DEFINITIONS

Major Wing An Air Force unit establishment on a level of command below the level of an air force or of an air division (if such exists) and above that of a group, in which the structure of organization provides for a primary mission group or its equivalent with the necessary supporting organizations and other services required by the primary mission group. It is designed for direct participation in operations against enemy forces or for providing airlift for combat elements.

Squadron Generally, the basic constituted and activated Air Force unit below the level of a wing or its equivalent.

Note: In some cases, major squadrons do not have a parent wing. Such units are shown in wing equivalents on the basis that three or four primary mission squadrons, depending on the type of unit and location, are the equivalent of a wing.

Flying Support Unit A flying unit which has a mission of furnishing operational assistance to combat elements.

Operational Readiness A measurement of relative capability. It is the degree to which a unit is manned, equipped, and trained for the satisfactory performance of its primary mission.

Primary Mission The principal mission currently assigned the unit. Normally, it is the preparation for or the execution of the task for which the unit was basically intended.

[redacted]

TABLE I — SUMMARY OF ACTIVE USAF ORGANIZATIONS BY COMMAND — AS OF 30 JUNE 1958

Organizations	COMMANDS																	
	TOTAL	ADC	AFN	AMC	ARDC	ATC	AU	CNC	HQC	MATS	SAC	TAC	USAFA	USAFSS	AAC	CAIRC	PACAF	USAFE
Headquarters USAF	1																	
Major Air Commands	14	1	-	1	1	1	1	1	1	1	1	1	-	-	1	1	1	1
Separate Operating Agencies	3	-	1	-	-	-	-	-	-	-	-	-	1	1	-	-	-	-
Sub Commands - Total	51	3	-	14	9	-	-	4	-	9	4	3	-	1	-	-	2	2
Air Forces	14	-	-	-	-	-	-	3	-	-	4	3	-	-	-	-	2	2
Forces - Air Def & Air Mat	6	3	-	2	-	-	-	-	-	1	-	-	-	-	-	-	-	-
Areas	12	-	-	12	-	-	-	-	-	-	-	-	-	-	-	-	-	-
Centers - Named	12	-	-	-	9	-	-	1	-	1	-	-	-	1	-	-	-	-
Division/MATS	3	-	-	-	-	-	-	-	-	3	-	-	-	-	-	-	-	-
Services/MATS	4	-	-	-	-	-	-	-	-	4	-	-	-	-	-	-	-	-
Divisions	62	18	-	-	-	-	-	-	1	-	25	6	-	-	2	-	7	3
Depots	6	-	-	6	-	-	-	-	-	-	-	-	-	-	-	-	-	-
Sectors	12	12	-	-	-	-	-	-	-	-	-	-	-	-	-	-	-	-
Wings	188	10	-	15	1	27	1	-	4	16	57	22	-	2	3	-	12	18
Groups	444	48	-	20	14	122	5	9	19	45	53	22	1	14	9	1	22	40
Squadrons	2762	384	-	68	51	339	10	31	64	387	736	211	5	16	40	4	163	253
Flights	69	4	-	6	1	1	-	1	1	19	14	1	-	5	2	1	8	5
Bands	48	3	-	2	4	9	1	1	1	2	10	3	1	-	2	1	4	4
Dispensaries	98	27	-	2	2	8	-	13	-	3	10	4	-	-	-	1	10	18
Hospitals	131	7	-	8	4	24	1	2	2	9	41	10	-	-	3	-	8	12
Miscellaneous	221	-	-	4	2	3	8	116	2	18	44	2	-	-	1	1	8	12
Air Reserve																		
Wings	15	-	-	-	-	-	-	15	-	-	-	-	-	-	-	-	-	-
Groups	161	-	-	-	-	-	-	161	-	-	-	-	-	-	-	-	-	-
Squadrons	763	-	-	-	-	-	-	763	-	-	-	-	-	-	-	-	-	-
Hospitals	25	-	-	-	-	-	-	25	-	-	-	-	-	-	-	-	-	-

Source: Operations Statistics Division, Directorate of Statistical Services, Comptroller of the Air Force.

[redacted]

TABLE 2 —USAF MAJOR WINGS AND SUPPORT FORCES (FLYING) WORLDWIDE BY TYPE, END FISCAL YEARS 1952 THRU 1958

(Figures in parentheses represent the number of squadrons comprising the wings shown)

TYPE OF UNIT	JUN 52	JUN 53	JUN 54	JUN 55	JUN 56	JUN 57	JUN 58
MAJOR WINGS - TOTAL	95 (288)	106 (322)	115 (355)	121 (375)	131 (402)	137 (420)	117 (369)
STRATEGIC - TOTAL	37 (112)	41 (124)	44 (133)	46 (140)	51 (153)	50 (150)	44 (132)
Bombardment, Heavy	4 (12)	6 (18)	6 (18)	7 (21)	11 (33)	11 (33)	11 (33)
Bombardment, Medium	22 (66)	22 (66)	24 (72)	23 (70)	28 (84)	28 (84)	28 (84)
Fighter Escort	3 (9)	- -	- -	- -	- -	- -	- -
Strategic Fighter	- -	5 (15)	6 (18)	6 (18)	5 (15)	4 (12)	- -
Strategic Reconnaissance, H	3 (9)	4 (12)	4 (12)	4 (12)	- -	- -	- -
Strategic Reconnaissance, M	5 (16)	4 (13)	4 (13)	5 (16)	5 (15)	5 (15)	4 (12)
Strategic Reconnaissance, L	- -	- -	- -	- -	1 (3)	1 (3)	1 (3)
Strategic Reconnaissance, Ftr	- -	- -	- -	1 (3)	1 (3)	1 (3)	- -
Strategic Missile a/	- -	- -	- -	- -	- -	- -	0 (4)
AIR DEFENSE - TOTAL	20 (60)	26 (78)	28 (84)	29 (87)	32 (96)	32 (96)	28 (83)
Fighter-Interceptor	20 (60)	26 (78)	28 (84)	29 (87)	32 (96)	32 (96)	28 (83)
TACTICAL - TOTAL	38 (116)	39 (120)	43 (138)	46 (148)	48 (153)	55 (174)	45 (154)
Bombardment, Light	4 (12)	4 (12)	5 (15)	5 (15)	- -	- -	- -
Bombardment, Tactical	- -	- -	- -	1 (3)	6 (18)	6 (18)	3 (10)
Tactical Missile b/	- -	- -	- -	- -	- -	1 (4)	1 (3)
Fighter-Bomber	15 (45)	15 (45)	16 (49)	16 (49)	17 (51)	18 (54)	16 (56)
Fighter-Day	- -	- -	1 (3)	6 (18)	7 (21)	10 (30)	7 (26)
Tactical Reconnaissance	4 (12)	4 (12)	5 (20)	5 (20)	5 (20)	5 (20)	5 (20)
Troop Carrier, Heavy c/	3 (9)	4 (13)	4 (13)	4 (13)	4 (13)	4 (12)	4 (12)
Troop Carrier, Medium c/	12 (37)	12 (38)	12 (38)	9 (30)	9 (30)	7 (24)	6 (18)
Troop Carrier, Assault d/	0 (1)	- -	- -	- -	- -	4 (12)	3 (9)
SUPPORT FORCES (Flying)							
Troop Carrier Group, Assault-Total	- -	0 (2)	0 (2)	2 (6)	4 (11)	- -	- -
Troop Carrier, Assault, FW	- -	0 (1)	0 (1)	0 (1)	2 (6)	- -	- -
Troop Carrier, Assault, RW	- -	0 (1)	0 (1)	2 (5)	2 (5)	- -	- -
Air Refueling Squadron - Total	15	22	32	39	44	44	48
Air Refueling (SAC)	-	-	-	-	-	38	42
Air Refueling (TAC)	-	-	-	-	-	6	6
Air Refueling, Heavy	-	-	-	2	3	-	-
Air Refueling, M (BM & SRM)	15	22	26	29	32	-	-
Air Refueling, SF (SF & SRF)	-	-	4	5	5	-	-
Air Refueling, Fighter Bomber	-	-	2	3	4	-	-
MATS Units - Total	49	61	67	72	53	70	59
Air Transport Sq e/	31	35	43	47	28	28	27
Aeromedical Transport Sq, L f/	-	-	-	-	-	5	5
Air Transport Sq, L (AE) g/	-	6	5	5	5	-	-
Air Rescue Sq g/	12	-	-	-	-	28	18
Air Rescue Gp g/	-	13	12	12	12	-	-
Photo Mapping Group g/	-	-	1	1	1	-	-
Mapping and Charting Sq h/	-	1	-	-	-	2	2
Weather Reconnaissance Sq g/	-	-	6	6	7	7	7
Weather Reconnaissance Flt g/	-	-	-	1	-	-	-
Strategic Recon Sq, M Weather g/	6	6	-	-	-	-	-
Separate Unit - Total	12	24	23	29	30	34	30
Strategic Support Squadron	3	4	4	4	4	4	4
Tow Target Squadron	4	6	5	8	7	7	4
Helicopter Squadron	-	-	-	-	-	5	3
Liaison Squadron	3	10	2	-	-	-	-
Air Resupply Squadron	2	3	3	3	3	-	-
Logistic Support Squadron	-	1	2	3	3	3	3
Radar Evaluation Unit	-	-	5	7	7	7	5
Airborne Early Warning & Control	-	-	2	4	6	6	6
Troop Carrier Sq, M (Special)	-	-	-	-	-	2	-
Drone Squadron i/	-	-	-	-	-	-	5
Guided Missile Squadrons - Total	2	2	2	3	4	-	-
Pilotless Bomber Sq, Light	2	2	2	-	-	-	-
Tactical Missile Sq	-	-	-	3	4	-	-

a/ Strategic Missile Squadrons are not operational and therefore not included in Major Wing totals.
b/ Shown in Support Forces prior to 1 Jun 57.
c/ Formerly shown under separate Troop Carrier total.
d/ Shown in Support Forces from 1 Jul 53 to 1 Feb 57.
e/ Air Transport Squadron shown as light and heavy in 1953 and 1954.
f/ Formerly Air Transport Squadron, L (AE).
g/ Shown in Separate Units prior to 1 Jul 54.
h/ Shown in Separate Units prior to 1 Jul 53.
i/ Shown in force structure for first time in December 1957.

Source: Operations Statistics Division, Directorate of Statistical Services, Comptroller of the Air Force.

TABLE 3 —USAF MAJOR WINGS AND SUPPORT FORCES (FLYING), WORLDWIDE, CONTINENTAL US AND OVERSEAS, BY TYPE, BY MONTH — FISCAL YEAR 1958

The following tables reflect the number of wings and/or groups, including Support Forces (Flying) units, and, in parentheses, the number of squadrons comprising the wings and/or groups. Major Squadrons not having wing or group assignments are shown in wing equivalents on the basis of approximately three or four squadrons to a wing depending on the type of unit and location.

Statistics presented include only those major units, including Support Forces (Flying) units, activated or organized and for which inactivation or discontinuance had not been accomplished on the date shown.

Units located within the continental limits of the United States are shown within their respective command of assignment. Units located outside the continental limits of the United States are shown under the major commands in which they are located.

The Support Forces (Flying) units for Fiscal Year 1958 are Air Refueling; Air Transport including those with Navy personnel; Aeromedical Transport, L; Air Rescue; Weather Reconnaissance; Photo Mapping; Airborne Early Warning and Control; Troop Carrier, M (Special); Logistic Support; Strategic Support; Radar Evaluation; Tow Target; Helicopter and Drone Squadrons.

TYPE OF UNIT	JUL 1957	AUG	SEP	OCT	NOV	DEC	JAN 1958	FEB	MAR	APR	MAY	JUN
	WORLDWIDE											
MAJOR WING- TOTAL	133 (407)	133 (404)	132 (407)	132 (413)	130 (408)	127 (399)	121 (381)	120 (378)	119 (377)	119 (376)	119 (376)	117 (369)
Strategic - Total	45 (135)	45 (135)	45 (135)	45 (135)	44 (132)	44 (132)	44 (132)	44 (132)	44 (132)	44 (132)	44 (132)	44 (132)
Strategic Bomb	39 (117)	39 (117)	39 (117)	39 (117)	39 (117)	39 (117)	39 (117)	39 (117)	39 (117)	39 (117)	39 (117)	39 (117)
Strategic Reconnaissance, Medium	5 (15)	5 (15)	5 (15)	5 (15)	4 (12)	4 (12)	4 (12)	4 (12)	4 (12)	4 (12)	4 (12)	4 (12)
Strategic Reconnaissance, Light	1 (3)	1 (3)	1 (3)	1 (3)	1 (3)	1 (3)	1 (3)	1 (3)	1 (3)	1 (3)	1 (3)	1 (3)
Strategic Missile a/	- -	- -	- -	- -	- -	0 (1)	0 (3)	0 (3)	0 (3)	0 (3)	0 (3)	0 (4)
Air Defense - Total	32 (96)	32 (96)	32 (96)	32 (96)	32 (96)	32 (95)	28 (84)	28 (84)	28 (84)	28 (84)	28 (84)	28 (83)
Fighter-Interceptor	32 (96)	32 (96)	32 (96)	32 (96)	32 (96)	32 (95)	28 (84)	28 (84)	28 (84)	28 (84)	28 (84)	28 (83)
Tactical - Total	56 (176)	56 (173)	55 (176)	55 (182)	54 (180)	51 (172)	49 (165)	48 (162)	47 (161)	47 (160)	47 (160)	45 (154)
Bomb, Tactical	6 (18)	6 (18)	6 (18)	6 (19)	6 (19)	6 (19)	5 (16)	5 (16)	5 (16)	5 (16)	5 (16)	3 (10)
Fighter-Bomber	18 (54)	18 (54)	17 (55)	17 (58)	17 (58)	16 (55)	17 (59)	16 (56)	16 (57)	16 (56)	16 (56)	16 (56)
Fighter-Day	11 (33)	11 (33)	11 (35)	11 (37)	10 (35)	9 (34)	7 (26)	7 (26)	7 (26)	7 (26)	7 (26)	7 (26)
Tactical Reconnaissance	5 (20)	5 (20)	5 (20)	5 (20)	5 (20)	5 (20)	5 (20)	5 (20)	5 (20)	5 (20)	5 (20)	5 (20)
Tactical Missile b/	1 (3)	1 (3)	1 (3)	1 (3)	1 (3)	1 (3)	1 (3)	1 (3)	1 (3)	1 (3)	1 (3)	1 (3)
Tactical Missile c/	0 (2)	0 (2)	0 (2)	0 (2)	0 (2)	0 (2)	0 (2)	0 (2)	0 (2)	0 (2)	0 (2)	0 (2)
Troop Carrier, Heavy	4 (12)	4 (12)	4 (12)	4 (12)	4 (12)	4 (12)	4 (12)	4 (12)	4 (12)	4 (12)	4 (12)	4 (12)
Troop Carrier, Medium	7 (21)	7 (21)	7 (21)	7 (21)	7 (21)	7 (20)	7 (20)	7 (20)	6 (18)	6 (18)	6 (18)	6 (18)
Troop Carrier, Assault	4 (12)	4 (12)	4 (12)	4 (12)	4 (12)	3 (9)	3 (9)	3 (9)	3 (9)	3 (9)	3 (9)	3 (9)
SUPPORT FORCES (Flying)												
Air Refueling Sq - Total	46	46	46	46	46	46	46	46	46	47	47	48
Air Refueling (SAC)	40	40	40	40	40	40	40	40	40	41	41	42
Air Refueling (TAC)	6	6	6	6	6	6	6	6	6	6	6	6
MATS Unit - Total	68	68	66	66	64	60	58	58	57	57	59	59
Air Transport Sq d/	27	27	27	27	27	26	26	26	25	25	27	27
Aeromedical Transport Sq, L	5	5	5	5	5	5	5	5	5	5	5	5
Air Rescue Squadron	27	27	24	24	23	20	18	18	18	18	18	18
Weather Reconnaissance Sq	7	7	7	7	7	7	7	7	7	7	7	7
Photo Mapping Squadron	2	2	2	2	2	2	2	2	2	2	2	2

TABLE 3 —USAF MAJOR WINGS AND SUPPORT FORCES (FLYING), WORLDWIDE, CONTINENTAL US AND OVERSEAS, BY TYPE, BY MONTH — FISCAL YEAR 1958 (CONTINUED)

TYPE OF UNIT	JUL 1957	AUG	SEP	OCT	NOV	DEC	JAN 1958	FEB	MAR	APR	MAY	JUN
SUPPORT FORCES (Flying) (CONTINUED)	WORLDWIDE (CONTINUED)											
Separate Unit - Total	34	34	34	33	33	34	32	32	32	32	30	30
Abn Early Wng & Control Sq	6	6	6	6	6	6	6	6	6	6	6	6
Troop Carrier, M (Special)	2	2	2	2	2	-	-	-	-	-	-	-
Logistic Support Sq	3	3	3	3	3	3	3	3	3	3	3	3
Strategic Support Sq	4	4	4	4	4	4	4	4	4	4	4	4
Radar Evaluation Unit	7	7	7	7	7	6	6	6	6	6	5	5
Drone Sqs	-	-	-	-	-	5	5	5	5	5	5	5
Tow Target Sq	7	7	7	7	7	6	5	5	5	5	4	4
Helicopter Sq	5	5	5	4	4	4	3	3	3	3	3	3
	CONTINENTAL US											
MAJOR WING - TOTAL	94 (286)	94 (283)	93 (286)	93 (291)	92 (288)	92 (287)	84 (269)	84 (267)	84 (267)	85 (270)	84 (267)	83 (263)
Strategic - Total	42 (125)	42 (125)	42 (125)	42 (124)	41 (121)	41 (121)	40 (120)	40 (119)	40 (119)	41 (122)	41 (122)	41 (122)
Strategic Bomb	35 (107)	36 (107)	36 (107)	36 (106)	36 (106)	36 (106)	35 (105)	35 (104)	35 (104)	36 (107)	36 (107)	36 (107)
Strategic Reconnaissance, Medium	5 (15)	5 (15)	5 (15)	5 (15)	4 (12)	4 (12)	4 (12)	4 (12)	4 (12)	4 (12)	4 (12)	4 (12)
Strategic Reconnaissance, Light	1 (3)	1 (3)	1 (3)	1 (3)	1 (3)	1 (3)	1 (3)	1 (3)	1 (3)	1 (3)	1 (3)	1 (3)
Strategic Missile a/	- -	- -	- -	- -	- -	0 (1)	0 (3)	0 (3)	0 (3)	0 (3)	0 (3)	0 (4)
Air Defense - Total	23 (68)	23 (68)	23 (68)	23 (68)	24 (70)	24 (71)	20 (61)	20 (61)	20 (61)	20 (61)	20 (61)	19 (58)
Fighter-Interceptor	23 (68)	23 (68)	23 (68)	23 (68)	24 (70)	24 (71)	20 (61)	20 (61)	20 (61)	20 (61)	20 (61)	19 (58)
Tactical - Total	29 (93)	29 (90)	28 (93)	28 (99)	27 (97)	27 (95)	24 (88)	24 (87)	24 (87)	24 (87)	23 (84)	23 (83)
Bomb, Tactical	3 (9)	3 (9)	3 (9)	3 (10)	3 (10)	3 (10)	2 (6)	2 (6)	2 (6)	2 (7)	2 (7)	1 (4)
Fighter-Bomber	7 (22)	7 (22)	6 (23)	6 (26)	6 (26)	7 (26)	7 (30)	7 (29)	7 (29)	7 (28)	7 (28)	7 (28)
Fighter-Day	8 (24)	8 (24)	8 (26)	8 (28)	7 (26)	7 (27)	5 (20)	5 (20)	5 (20)	5 (20)	5 (20)	5 (19)
Tactical Reconnaissance	2 (8)	2 (8)	2 (8)	2 (8)	2 (8)	2 (8)	2 (8)	2 (8)	2 (8)	2 (8)	2 (8)	2 (8)
Tactical Missile a/	0 (2)	0 (2)	0 (2)	0 (2)	0 (2)	0 (2)	0 (2)	0 (1)	0 (1)	0 (1)	0 (1)	0 (1)
Troop Carrier, Heavy	3 (9)	3 (9)	3 (9)	3 (9)	3 (9)	3 (9)	3 (9)	3 (9)	3 (9)	3 (9)	2 (6)	3 (9)
Troop Carrier, Medium	3 (12)	3 (9)	3 (9)	3 (9)	3 (9)	3 (9)	3 (9)	3 (9)	3 (9)	3 (9)	3 (9)	3 (9)
Troop Carrier, Assault, FW	3 (9)	3 (9)	3 (9)	3 (9)	3 (9)	2 (6)	2 (6)	2 (6)	2 (6)	2 (6)	2 (6)	2 (6)
SUPPORT FORCES (Flying)												
Air Refueling Sq - Total	38	38	38	38	38	38	38	36	36	39	39	40
Air Refueling (SAC)	34	34	34	34	34	34	34	33	33	35	35	36
Air Refueling (TAC)	4	4	4	4	4	4	4	3	3	4	4	4
MATS Unit - Total	40	40	38	38	38	37	37	37	36	36	38	37
Air Transport Sq d/	25	25	25	25	25	24	24	24	23	23	25	25
Aeromedical Transport Sq, L	5	5	5	5	5	5	5	5	5	5	5	5
Air Rescue Sq	7	7	5	5	5	5	5	5	5	5	5	4
Weather Reconnaissance Sq	1	1	1	1	1	1	1	1	1	1	1	1
Photo Mapping Sq	2	2	2	2	2	2	2	2	2	2	2	2

TABLE 3 —USAF MAJOR WINGS AND SUPPORT FORCES (FLYING), WORLDWIDE, CONTINENTAL US AND OVERSEAS, BY TYPE, BY MONTH — FISCAL YEAR 1958 (CONTINUED)

TYPE OF UNIT	JUL 1957	AUG	SEP	OCT	NOV	DEC	JAN 1958	FEB	MAR	APR	MAY	JUN
	CONTINENTAL US (CONTINUED)											
SUPPORT FORCES (Flying) (CONTINUED)												
Separate Unit - Total	23	23	23	22	22	27	27	27	27	27	26	26
Abn Early Wng & Con Sq	6	6	6	6	6	6	6	6	6	6	6	6
Logistic Support Sq	3	3	3	3	3	3	3	3	3	3	3	3
Strategic Support Sq	4	4	4	4	4	4	4	4	4	4	4	4
Radar Evaluation Unit	3	3	3	3	3	3	3	3	3	3	3	3
Drone Sqs	-	-	-	-	-	5	5	5	5	5	5	5
Tow Target Sq	5	5	5	5	5	5	5	5	5	5	4	4
Helicopter Sq	2	2	2	1	1	1	1	1	1	1	1	1
	OVERSEAS											
MAJOR WING - TOTAL	39 (121)	39 (121)	39 (121)	39 (122)	38 (120)	35 (112)	37 (112)	36 (111)	35 (110)	34 (106)	35 (109)	34 (106)
Strategic Wing - Total	3 (10)	3 (10)	3 (10)	3 (11)	3 (11)	3 (11)	4 (12)	4 (13)	4 (13)	3 (10)	3 (10)	3 (10)
Strategic Bomb	3 (10)	3 (10)	3 (10)	3 (11)	3 (11)	3 (11)	4 (12)	4 (13)	4 (13)	3 (10)	3 (10)	3 (10)
Air Defense - Total	9 (28)	9 (28)	9 (28)	9 (28)	8 (26)	8 (24)	8 (23)	8 (23)	8 (23)	8 (23)	8 (23)	9 (25)
Fighter-Interceptor	9 (28)	9 (28)	9 (28)	9 (28)	8 (26)	8 (24)	8 (23)	8 (23)	8 (23)	8 (23)	8 (23)	9 (25)
Tactical - Total	27 (83)	27 (83)	27 (83)	27 (83)	27 (83)	24 (77)	25 (77)	24 (75)	23 (74)	23 (73)	24 (76)	22 (71)
Bomb Tactical	3 (9)	3 (9)	3 (9)	3 (9)	3 (9)	3 (9)	3 (10)	3 (10)	3 (10)	3 (9)	3 (9)	2 (6)
Fighter-Bomber	11 (32)	11 (32)	11 (32)	11 (32)	11 (32)	9 (29)	10 (29)	9 (27)	9 (28)	9 (28)	9 (28)	9 (28)
Fighter-Day	3 (9)	3 (9)	3 (9)	3 (9)	3 (9)	2 (7)	2 (6)	2 (6)	2 (6)	2 (6)	2 (6)	2 (7)
Tactical Reconnaissance	3 (12)	3 (12)	3 (12)	3 (12)	3 (12)	3 (12)	3 (12)	3 (12)	3 (12)	3 (12)	3 (12)	3 (12)
Tactical Missile b/	1 (3)	1 (3)	1 (3)	1 (3)	1 (3)	1 (3)	1 (3)	1 (3)	1 (3)	1 (3)	1 (3)	1 (3)
Tactical Missile c/	- -	- -	- -	- -	- -	-	- -	0 (1)	0 (1)	0 (1)	0 (1)	0 (1)
Troop Carrier, Heavy	1 (3)	1 (3)	1 (3)	1 (3)	1 (3)	1 (3)	1 (3)	1 (3)	1 (3)	1 (3)	2 (6)	1 (3)
Troop Carrier, Medium	4 (12)	4 (12)	4 (12)	4 (12)	4 (12)	4 (11)	4 (11)	4 (11)	3 (9)	3 (9)	3 (9)	3 (9)
Troop Carrier, Assault	1 (3)	1 (3)	1 (3)	1 (3)	1 (3)	1 (3)	1 (3)	1 (3)	1 (3)	1 (3)	1 (3)	1 (3)
SUPPORT FORCES (Flying)												
Air Refueling Sq - Total	8	8	8	8	8	8	8	10	10	8	8	8
Air Refueling (SAC)	6	6	6	6	6	6	6	7	7	6	6	6
Air Refueling (TAC)	2	2	2	2	2	2	2	3	3	2	2	2
MATS UNIT - Total	28	28	27	27	26	23	21	21	21	21	21	22
Air Transport Sq c/	2	2	2	2	2	2	2	2	2	2	2	2
Air Rescue Sq	20	20	19	19	18	15	13	13	13	13	13	14
Weather Reconnaissance Sq	6	6	6	6	6	6	6	6	6	6	6	6

TABLE 3 —USAF MAJOR WINGS AND SUPPORT FORCES (FLYING), WORLDWIDE, CONTINENTAL US AND OVERSEAS, BY TYPE, BY MONTH — FISCAL YEAR 1958 (CONTINUED)

TYPE OF UNIT	JUL 1957	AUG	SEP	OCT	NOV	DEC	JAN 1958	FEB	MAR	APR	MAY	JUN
	OVERSEAS (CONTINUED)											
SUPPORT FORCES (Flying) (CONTINUED)												
Separate Unit - Total.	11/2	11/2	11/2	11/2	11/2	7/-	5/-	5/-	5/-	5/-	4/-	4/-
Troop Carrier, M (Special)	4	4	4	4	4	3	3	3	3	3	2	2
Radar Evaluation Unit.	2	2	2	2	2	1	-	-	-	-	-	-
Tow Target Sq.	3	3	3	3	3	3	2	2	2	2	2	2
Helicopter Sq.												

a/ Strategic Missile Squadrons are not operational and therefore not included in Major Wing totals.
b/ Does not include squadrons carried as adjunct.
c/ Carried as adjunct to Major Wings pending activation of Missile Wing(s) or equivalent thereof, and not included in Major Wing totals.
d/ Includes Air Transport Squadrons with Navy personnel.

Source: Operations Statistics Division, Directorate of Statistical Services, Comptroller of the Air Force.

[redacted]

TABLE 4 —USAF MAJOR WINGS AND SUPPORT FORCES (FLYING) BY COMMAND AREA, BY TYPE, BY MONTH — FISCAL YEAR 1958

(Figures in parentheses represent the number of squadrons comprising the wings shown)

TYPE OF UNIT	JUL 1957	AUG	SEP	OCT	NOV	DEC	JAN 1958	FEB	MAR	APR	MAY	JUN
	AIR DEFENSE COMMAND											
MAJOR WING - TOTAL	23 (68)	23 (68)	23 (68)	23 (68)	24 (70)	24 (71)	20 (61)	20 (61)	20 (61)	20 (61)	20 (61)	19 (58)
Air Defense - Total	23 (68)	23 (68)	23 (68)	23 (68)	24 (70)	24 (71)	20 (61)	20 (61)	20 (61)	20 (61)	20 (61)	19 (58)
Fighter-Interceptor	23 (68)	23 (68)	23 (68)	23 (68)	24 (70)	24 (71)	20 (61)	20 (61)	20 (61)	20 (61)	20 (61)	19 (58)
SUPPORT FORCES (Flying)												
Separate Units - Total	11	11	11	11	11	16	16	16	16	16	16	16
Airborne Early Wng & Con Sq	6	6	6	6	6	6	6	6	6	6	6	6
Radar Evaluation Unit	3	3	3	3	3	3	3	3	3	3	3	3
Tow Target Sq	2	2	2	2	2	2	2	2	2	2	2	2
Drone Sq a/	-	-	-	-	-	5	5	5	5	5	5	5
	AIR MATERIEL COMMAND											
SUPPORT FORCES (Flying)												
Separate Units - Total	3	3	3	3	3	3	3	3	3	3	3	3
Logistic Support Sq	3	3	3	3	3	3	3	3	3	3	3	3
	MILITARY AIR TRANSPORT SERVICE											
MAJOR WING - TOTAL	3 (9)	3 (9)	3 (9)	3 (9)	3 (9)	3 (9)	3 (9)	3 (9)	3 (9)	3 (9)	2 (6)	3 (9)
Tactical - Total	3 (9)	3 (9)	3 (9)	3 (9)	3 (9)	3 (9)	3 (9)	3 (9)	3 (9)	3 (9)	2 (6)	3 (9)
Troop Carrier, Heavy	3 (9)	3 (9)	3 (9)	3 (9)	3 (9)	3 (9)	3 (9)	3 (9)	3 (9)	3 (9)	2 (6)	3 (9)
SUPPORT FORCES (Flying)												
MATS UNIT - TOTAL	40	40	38	38	38	37	37	37	36	36	38	37
Air Transport Sq b/	25	25	25	25	25	24	24	24	23	23	25	25
Aeromedical Sq, L	5	5	5	5	5	5	5	5	5	5	5	5
Air Rescue Squadron	7	7	5	5	5	5	5	5	5	5	5	4
Weather Reconnaissance Sq	1	1	1	1	1	1	1	1	1	1	1	1
Photo Mapping Squadron	2	2	2	2	2	2	2	2	2	2	2	2
	STRATEGIC AIR COMMAND											
MAJOR WING - TOTAL	42 (125)	42 (125)	42 (125)	42 (124)	41 (121)	41 (121)	40 (120)	40 (119)	40 (119)	41 (122)	41 (122)	41 (122)
Strategic - Total	42 (125)	42 (125)	42 (125)	42 (124)	41 (121)	41 (121)	40 (120)	40 (119)	40 (119)	41 (122)	41 (122)	41 (122)
Strategic Bomb	36 (107)	36 (107)	36 (107)	36 (106)	36 (106)	36 (106)	35 (105)	35 (104)	35 (104)	36 (107)	36 (107)	36 (107)
Strat Reconnaissance, Medium	5 (15)	5 (15)	5 (15)	5 (15)	4 (12)	4 (12)	4 (12)	4 (12)	4 (12)	4 (12)	4 (12)	4 (12)
Strat Reconnaissance, Light	1 (3)	1 (3)	1 (3)	1 (3)	1 (3)	1 (3)	1 (3)	1 (3)	1 (3)	1 (3)	1 (3)	1 (3)
Strategic Missile c/	- -	- -	- -	- -	- -	0 (1)	0 (3)	0 (3)	0 (3)	0 (3)	0 (3)	0 (4)

[redacted]

[redacted]

TABLE 4 —USAF MAJOR WINGS AND SUPPORT FORCES (FLYING) BY COMMAND AREA, BY TYPE, BY MONTH — FISCAL YEAR 1958 (CONTINUED)

TYPE OF UNIT	JUL 1957	AUG	SEP	OCT	NOV	DEC	JAN 1958	FEB	MAR	APR	MAY	JUN
	STRATEGIC AIR COMMAND (CONTINUED)											
MAJOR WINGS (CONT'D)												
SUPPORT FORCES (Flying)												
Air Refueling Sq - Total	34	34	34	34	34	34	34	33	33	35	35	36
Air Refueling (SAC)	34	34	34	34	34	34	34	33	33	35	35	36
Separate Unit - Total	4	4	4	4	4	4	4	4	4	4	4	4
Strategic Support Sq	4	4	4	4	4	4	4	4	4	4	4	4
	TACTICAL AIR COMMAND											
MAJOR WING - TOTAL	26 (84)	26 (81)	25 (84)	25 (90)	24 (88)	24 (86)	21 (79)	21 (78)	21 (78)	21 (78)	21 (78)	20 (74)
Tactical - Total	26 (84)	26 (81)	25 (84)	25 (90)	24 (88)	24 (86)	21 (79)	21 (78)	21 (78)	21 (78)	21 (78)	20 (74)
Bomb, Tactical	3 (9)	3 (9)	3 (9)	3 (10)	3 (10)	3 (10)	2 (6)	2 (6)	2 (6)	2 (7)	2 (7)	1 (4)
Fighter-Bomber	7 (22)	7 (22)	6 (23)	6 (26)	6 (26)	7 (26)	7 (30)	7 (29)	7 (29)	7 (28)	7 (28)	7 (28)
Fighter-Day	8 (24)	8 (24)	8 (26)	8 (28)	7 (26)	7 (27)	5 (20)	5 (20)	5 (20)	5 (20)	5 (20)	5 (19)
Tactical Reconnaissance	2 (8)	2 (8)	2 (8)	2 (8)	2 (8)	2 (8)	2 (8)	2 (8)	2 (8)	2 (8)	2 (8)	2 (8)
Tactical Missile d/	0 (2)	0 (2)	0 (2)	0 (2)	0 (2)	0 (2)	0 (2)	0 (1)	0 (1)	0 (1)	0 (1)	0 (1)
Troop Carrier, Medium	3 (12)	3 (9)	3 (9)	3 (9)	3 (9)	3 (9)	3 (9)	3 (9)	3 (9)	3 (9)	3 (9)	3 (9)
Troop Carrier, Aslt, FW Gps & Sqs	3 (9)	3 (9)	3 (9)	3 (9)	3 (9)	2 (6)	2 (6)	2 (6)	2 (6)	2 (6)	2 (6)	2 (6)
SUPPORT FORCES (Flying)												
Air Refueling - Total	4	4	4	4	3	4	4	3	3	4	4	4
Air Refueling (TAC)	4	4	4	4	3	4	4	3	3	4	4	4
Separate Unit - Total	5	5	5	4	4	4	4	4	4	4	3	3
Tow Target Sq	3	3	3	3	3	3	3	3	3	3	2	2
Helicopter Sq	2	2	2	1	1	1	1	1	1	1	1	1
	ALASKAN AIR COMMAND											
MAJOR WING - TOTAL	2 (7)	2 (7)	2 (7)	2 (7)	1 (5)	1 (4)	1 (3)	1 (3)	1 (4)	1 (4)	1 (4)	1 (4)
Strategic - Total	0 (1)	0 (1)	0 (1)	0 (1)	0 (1)	0 (1)	- -	- -	0 (1)	0 (1)	0 (1)	0 (1)
Strategic Bomb	0 (1)	0 (1)	0 (1)	0 (1)	0 (1)	0 (1)	- -	- -	0 (1)	0 (1)	0 (1)	0 (1)
Air Defense - Total	2 (6)	2 (6)	2 (6)	2 (6)	1 (4)	1 (3)	1 (3)	1 (3)	1 (3)	1 (3)	1 (3)	1 (3)
Fighter-Interceptor	2 (6)	2 (6)	2 (6)	2 (6)	1 (4)	1 (3)	1 (3)	1 (3)	1 (3)	1 (3)	1 (3)	1 (3)

[redacted]

TABLE 4 —USAF MAJOR WINGS AND SUPPORT FORCES (FLYING) BY COMMAND AREA, BY TYPE, BY MONTH — FISCAL YEAR 1958 (CONTINUED)

TYPE OF UNIT	JUL 1957	AUG	SEP	OCT	NOV	DEC	JAN 1958	FEB	MAR	APR	MAY	JUN
	ALASKAN AIR COMMAND (CONTINUED)											
SUPPORT FORCES (Flying)												
Air Refueling Sq - Total	1	1	1	1	1	1	1	1	1	1	1	1
Air Refueling (SAC)	1	1	1	1	1	1	1	1	1	1	1	1
MATS Unit - Total	3	3	3	3	3	2	2	2	2	2	2	2
Air Rescue Squadron	2	2	2	2	2	1	1	1	1	1	1	1
Weather Reconnaissance	1	1	1	1	1	1	1	1	1	1	1	1
Separate Unit - Total	1	1	1	1	1	1	1	1	1	1	1	1
Radar Evaluation Unit	1	1	1	1	1	1	1	1	1	1	1	1
	CARIBBEAN AIR COMMAND											
MAJOR WING- TOTAL	1 (3)	1 (3)	1 (3)	1 (3)	1 (3)	1 (3)	1 (3)	1 (3)	1 (3)	1 (3)	1 (3)	1 (3)
Strategic - Total	1 (3)	1 (3)	1 (3)	1 (3)	1 (3)	1 (3)	1 (3)	1 (3)	1 (3)	1 (3)	1 (3)	1 (3)
Strategic Bomb	1 (3)	1 (3)	1 (3)	1 (3)	1 (3)	1 (3)	1 (3)	1 (3)	1 (3)	1 (3)	1 (3)	1 (3)
SUPPORT FORCES (Flying)												
Air Refueling Sq - Total	1	1	1	1	1	1	1	1	1	1	1	1
Air Refueling (SAC)	1	1	1	1	1	1	1	1	1	1	1	1
MATS Unit - Total	1	1	1	1	1	1	1	1	1	1	1	1
Weather Reconnaissance Squadron	1	1	1	1	1	1	1	1	1	1	1	1
	PACIFIC AIR FORCES											
MAJOR WING- TOTAL	13 (39)	13 (39)	13 (39)	13 (39)	13 (39)	11 (33)	11 (32)	11 (32)	11 (33)	11 (33)	11 (33)	11 (33)
Strategic - Total	1 (3)	1 (3)	1 (3)	1 (3)	1 (3)	1 (3)	1 (3)	1 (3)	1 (3)	1 (3)	1 (3)	1 (3)
Strategic Bomb	1 (3)	1 (3)	1 (3)	1 (3)	1 (3)	1 (3)	1 (3)	1 (3)	1 (3)	1 (3)	1 (3)	1 (3)
Air Defense - Total	3 (9)	3 (9)	3 (9)	3 (9)	3 (9)	3 (8)	3 (7)	3 (7)	3 (7)	3 (7)	3 (7)	3 (7)
Fighter-Interceptor	3 (9)	3 (9)	3 (9)	3 (9)	3 (9)	3 (8)	3 (7)	3 (7)	3 (7)	3 (7)	3 (7)	3 (7)
Tactical - Total	9 (27)	9 (27)	9 (27)	9 (27)	9 (27)	7 (22)	7 (22)	7 (22)	7 (23)	7 (23)	7 (23)	7 (23)
Bomb, Tactical	1 (3)	1 (3)	1 (3)	1 (3)	1 (3)	1 (3)	1 (3)	1 (3)	1 (3)	1 (3)	1 (3)	1 (3)
Fighter-Bomber	4 (12)	4 (12)	4 (12)	4 (12)	4 (12)	3 (9)	3 (9)	3 (9)	3 (10)	3 (10)	3 (10)	3 (10)
Fighter-Day	1 (3)	1 (3)	1 (3)	1 (3)	1 (3)	0 (1)	0 (1)	0 (1)	0 (1)	0 (1)	0 (1)	0 (1)
Tactical Reconnaissance	1 (4)	1 (4)	1 (4)	1 (4)	1 (4)	1 (4)	1 (4)	1 (4)	1 (4)	1 (4)	1 (4)	1 (4)
Tactical Missile d/	- -	- -	- -	- -	- -	- -	- -	0 (1)	0 (1)	0 (1)	0 (1)	0 (1)
Troop Carrier, Heavy	1 (2)	1 (2)	1 (2)	1 (2)	1 (2)	1 (2)	1 (2)	1 (2)	1 (2)	1 (2)	1 (2)	1 (2)
Troop Carrier, Medium	1 (3)	1 (3)	1 (3)	1 (3)	1 (3)	1 (3)	1 (3)	1 (3)	1 (3)	1 (3)	1 (3)	1 (3)

TABLE 4 —USAF MAJOR WINGS AND SUPPORT FORCES (FLYING) BY COMMAND AREA, BY TYPE, BY MONTH — FISCAL YEAR 1958 (CONTINUED)

	JUL 1957	AUG	SEP	OCT	NOV	DEC	JAN 1958	FEB	MAR	APR	MAY	JUN
	PACIFIC AIR FORCES (CONTINUED)											
SUPPORT FORCES (Flying)												
Air Refueling Sq - Total	1	1	1	1	2	1	1	1	1	1	1	1
Air Refueling (TAC)	1	1	1	1	2	1	1	1	1	1	1	1
MATS Unit - Total	12	12	11	11	10	10	10	10	10	10	10	11
Air Transport Sq	2	2	2	2	2	2	2	2	2	2	2	2
Air Rescue Sq	7	7	6	6	5	5	5	5	5	5	5	6
Weather Reconnaissance Sq	3	3	3	3	3	3	3	3	3	3	3	3
Separate Unit - Total	4	4	4	4	4	2	2	2	2	2	2	2
Troop Carrier, M(Special)	1	1	1	1	1	-	-	-	-	-	-	-
Radar Evaluation Unit	1	1	1	1	1	1	1	1	1	1	1	1
Tow Target Sq	1	1	1	1	1	-	-	-	-	-	-	-
Helicopter Sq	1	1	1	1	1	1	1	1	1	1	1	1
	COMMANDS IN NORTH ATLANTIC AREA											
MAJOR WING - TOTAL	1 (4)	1 (4)	1 (4)	1 (4)	1 (4)	1 (4)	1 (4)	1 (4)	1 (4)	1 (4)	1 (4)	1 (4)
Air Defense - Total	1 (4)	1 (4)	1 (4)	1 (4)	1 (4)	1 (4)	1 (4)	1 (4)	1 (4)	1 (4)	1 (4)	1 (4)
Fighter - Interceptor	1 (4)	1 (4)	1 (4)	1 (4)	1 (4)	1 (4)	1 (4)	1 (4)	1 (4)	1 (4)	1 (4)	1 (4)
SUPPORT FORCES (Flying)												
Air Refueling Sq - Total	3	3	3	3	3	3	3	4	4	3	3	3
Air Refueling (SAC)	3	3	3	3	3	3	3	4	4	3	3	3
MATS Unit - Total	4	4	4	4	4	4	3	3	3	3	3	4
Air Rescue Sq	4	4	4	4	4	4	3	3	3	3	3	4
Separate Unit - Total	2	2	2	2	2	2	2	2	2	2	1	1
Radar Evaluation Unit	1	1	1	1	1	1	1	1	1	1	-	-
Helicopter Sq	1	1	1	1	1	1	1	1	1	1	1	1

TABLE 4 —USAF MAJOR WINGS AND SUPPORT FORCES (FLYING)BY COMMAND AREA, BY TYPE, BY MONTH — FISCAL YEAR 1958 (CONTINUED)

TYPE OF UNIT	JUL 1957	AUG	SEP	OCT	NOV	DEC	JAN 1958	FEB	MAR	APR	MAY	JUN
	UNITED STATES AIR FORCES IN EUROPE											
MAJOR WING - TOTAL	22 (68)	22 (68)	22 (68)	22 (69)	22 (69)	21 (68)	23 (70)	22 (69)	21 (66)	20 (62)	21 (65)	20 (62)
Strategic - Total	1 (3)	1 (3)	1 (3)	1 (4)	1 (4)	1 (4)	2 (6)	2 (7)	2 (6)	1 (3)	1 (3)	1 (3)
Strategic Bomb	1 (3)	1 (3)	1 (3)	1 (4)	1 (4)	1 (4)	2 (6)	2 (7)	2 (6)	1 (3)	1 (3)	1 (3)
Air Defense - Total	3 (9)	3 (9)	3 (9)	3 (9)	3 (9)	3 (9)	3 (9)	3 (9)	3 (9)	3 (9)	3 (9)	4 (11)
Fighter - Interceptor	3 (9)	3 (9)	3 (9)	3 (9)	3 (9)	3 (9)	3 (9)	3 (9)	3 (9)	3 (9)	3 (9)	4 (11)
Tactical - Total	18 (56)	18 (56)	18 (56)	18 (56)	18 (56)	17 (55)	18 (55)	17 (53)	16 (51)	16 (50)	17 (53)	15 (48)
Bomb, Tactical	2 (6)	2 (6)	2 (6)	2 (6)	2 (6)	2 (6)	2 (7)	2 (7)	2 (7)	2 (6)	2 (6)	1 (3)
Fighter-Bomber	7 (20)	7 (20)	7 (20)	7 (20)	7 (20)	6 (20)	7 (20)	6 (18)	6 (18)	6 (18)	6 (18)	6 (18)
Fighter-Day	2 (6)	2 (6)	2 (6)	2 (6)	2 (6)	2 (5)	2 (5)	2 (5)	2 (5)	2 (5)	2 (5)	2 (6)
Tactical Reconnaissance	2 (8)	2 (8)	2 (8)	2 (8)	2 (8)	2 (8)	2 (8)	2 (8)	2 (8)	2 (8)	2 (8)	2 (8)
Tactical Missile	1 (3)	1 (3)	1 (3)	1 (3)	1 (3)	1 (3)	1 (3)	1 (3)	1 (3)	1 (3)	1 (3)	1 (3)
Troop Carrier, Heavy	0 (1)	0 (1)	0 (1)	0 (1)	0 (1)	0 (1)	0 (1)	0 (1)	0 (1)	0 (1)	1 (4)	0 (1)
Troop Carrier, Medium	3 (9)	3 (9)	3 (9)	3 (9)	3 (9)	3 (8)	3 (8)	3 (8)	2 (6)	2 (6)	2 (6)	2 (6)
Troop Carrier, Aslt, FW, Gps/Sqs	1 (3)	1 (3)	1 (3)	1 (3)	1 (3)	1 (3)	1 (3)	1 (3)	1 (3)	1 (3)	1 (3)	1 (3)
SUPPORT FORCES (Flying)												
Air Refueling Sq - Total	2	2	2	2	2	2	2	3	3	2	2	2
Air Refueling (SAC)	1	1	1	1	1	1	1	1	1	1	1	1
Air Refueling (TAC)	1	1	1	1	1	1	1	2	2	1	1	1
MATS Unit - Total	8	8	8	8	8	6	5	5	5	5	5	4
Air Rescue Squadrons	7	7	7	7	7	5	4	4	4	4	4	3
Weather Reconnaissace Sq	1	1	1	1	1	1	1	1	1	1	1	1
Separate Unit - Total	4	4	4	4	4	2	-	-	-	-	-	-
Troop Carrier, M (Special)	1	1	1	1	1	-	-	-	-	-	-	-
Helicopter Sq	1	1	1	1	1	1	-	-	-	-	-	-
Radar Evaluation Unit	1	1	1	1	1	-	-	-	-	-	-	-
Tow Target Sq	1	1	1	1	1	1	-	-	-	-	-	-

a/ Includes 3 Drone Squadrons assigned to ARDC. Drone Squadrons shown in force structure for first time in December 1957.
b/ Includes Air Transport Squadrons with Navy personnel.
c/ Strategic Missile Squadrons are not operational and therefore not included in Major Wing totals.
d/ Carried as adjunct to Major Wings pending activation of Missile Wing(s) or equivalent thereof, and not included in Major Wing totals.

Source: Operations Statistics Division, Directorate of Statistical Services, Comptroller of the Air Force

[redacted]

TABLE 5 —USAF MAJOR WINGS AND SUPPORT FORCES (FLYING) EQUIPPED BY TYPE UNIT EQUIPMENT POSSESSED, BY QUARTER — FISCAL YEAR 1958

(Figures in parentheses represent the number of squadrons comprising the wings shown)

TYPE OF UNIT EQUIPMENT POSSESSED BY TYPE OF UNIT	30 SEP 1957		31 DEC 1957		31 MAR 1958		30 JUN 1958	
MAJOR WING a/								
ACTIVATED - TOTAL	132	(407)	127	(399)	119	(377)	117	(369)
UNEQUIPPED - TOTAL	12	(39)	13	(46)	9	(26)	11	(33)
EQUIPPED - TOTAL b/	120	(368)	114	(353)	110	(351)	106	(336)
Bomber - Total	43	(128)	42	(126)	40	(124)	40	(121)
B-66	1	(3)	1	(3)	0	(2)	1	(3)
B-52	5	(14)	5	(15)	6	(19)	7	(21)
B/RB-36	4	(12)	4	(12)	3	(9)	2	(6)
B-47	28	(84)	28	(84)	28	(84)	28	(84)
B-57	4	(12)	4	(12)	3	(10)	2	(7)
B-45	1	(3)	-	-	-	-	-	-
Fighter - Total	51	(157)	47	(150)	47	(153)	44	(143)
F-104	-	-	-	-	1	(1)	1	(2)
F-102	6	(18)	7	(20)	7	(21)	8	(23)
F-101A	1	(3)	1	(4)	1	(4)	1	(4)
F-100	19	(58)	19	(68)	20	(71)	19	(67)
F-94	1	(4)	1	(2)	1	(2)	-	-
F-89	5	(16)	5	(15)	5	(15)	5	(15)
F-86F	3	(9)	1	(4)	1	(3)	-	-
F-86D/L	14	(42)	12	(34)	10	(32)	9	(28)
F-86H	1	(3)	-	-	-	-	-	-
F-84F	1	(3)	1	(3)	1	(3)	1	(3)
F-84G	0	(1)	-	-	0	(1)	0	(1)
Tactical Missile - Total	1	(3)	1	(3)	1	(3)	1	(3)
TM-61A/C	1	(3)	1	(3)	1	(3)	1	(3)
Reconnaissance - Total	10	(35)	10	(33)	9	(32)	8	(30)
RF-101	0	(2)	1	(3)	1	(3)	1	(4)
RB-66	2	(10)	3	(10)	2	(10)	2	(10)
RB-47	5	(15)	4	(12)	4	(12)	3	(9)
RB-57	1	(3)	1	(3)	1	(3)	1	(3)
RF-84	2	(5)	1	(5)	1	(4)	1	(4)
Troop Carrier - Total	11	(33)	11	(32)	10	(30)	10	(30)
C-124	4	(12)	4	(12)	4	(12)	4	(12)
C-130	2	(6)	3	(9)	3	(9)	3	(9)
C-119	5	(15)	4	(11)	3	(9)	3	(9)
Troop Carrier Group, Assault, FW - Total	4	(12)	3	(9)	3	(9)	3	(9)
C-123	4	(12)	3	(9)	3	(9)	3	(9)
SUPPORT FORCES (Flying)								
Air Refueling Squadron								
Activated - Total	46		46		46		48	
Unequipped - Total	4		5		4		4	
Equipped - Total b/	42		41		42		44	
KC-135	1		1		2		4	
KB-50	5		5		6		6	
KC-97	35		35		34		34	
KB-29	1		-		-		-	
MATS Air Transport Squadron								
Activated - Total	27		26		25		27	
Unequipped - Total	2		1		1		2	
Equipped - Total b/	25		25		24		25	
C-124	11		11		11		11	
C-121	2		2		2		3	
C-118	6		6		6		8	
C-97	3		3		3		3	
C-54	3		3		2		-	

a/ Does not include Missile Wings/Squadrons and Support Forces (Flying) units.
b/ Equipped includes all units possessing 50% or more of authorized number of aircraft.

Source: Operations Statistics Division, Directorate of Statistical Services, Comptroller of the Air Force.

505282 O - 59 - 3

[redacted]

[redacted]

TABLE 6 —USAF MAJOR WINGS AND SUPPORT FORCES (FLYING) EQUIPPED BY TYPE OF UNIT EQUIPMENT POSSESSED, END FISCAL YEARS 1953 THRU 1957

(Figures in parentheses represent the number of squadrons comprising the wings shown)

TYPE OF AIRCRAFT POSSESSED BY TYPE OF UNIT	FY 1953	FY 1954	FY 1955	FY 1956	FY 1957
MAJOR WINGS a/					
ACTIVATED - TOTAL	106 (322)	115 (355)	121 (375)	131 (402)	136 (417)
UNEQUIPPED - TOTAL	11 (35)	8 (27)	4 (15)	9 (24)	19 (57)
EQUIPPED - TOTAL b/	95 (287)	107 (328)	117 (360)	122 (378)	117 (360)
Bomber - Total	28 (83)	29 (87)	33 (97)	42 (128)	42 (127)
B-66	- -	- -	- -	0 (1)	1 (3)
B-52	- -	- -	- -	1 (3)	3 (10)
B/RB-36	5 (14)	6 (18)	6 (18)	9 (27)	5 (15)
B-47	4 (13)	13 (40)	21 (61)	27 (82)	28 (84)
B-50	5 (15)	2 (5)	- -	- -	- -
B-29	10 (29)	3 (9)	- -	- -	- -
B-57	- -	- -	1 (3)	4 (12)	4 (12)
B-45	1 (2)	1 (3)	1 (3)	1 (3)	1 (3)
B-26	3 (10)	4 (12)	4 (12)	- -	- -
Fighter - Total	42 (124)	50 (148)	57 (172)	57 (170)	52 (158)
F-102	- -	- -	- -	- -	4 (12)
F-100	- -	- -	1 (3)	6 (16)	16 (48)
F-94	7 (21)	6 (17)	3 (10)	3 (8)	1 (4)
F-89	1 (2)	3 (9)	6 (18)	7 (22)	7 (21)
F-86A/E/F	13 (39)	19 (56)	13 (38)	7 (22)	3 (10)
F-86D	3 (10)	13 (38)	19 (58)	20 (59)	15 (46)
F-86H	- -	- -	3 (9)	3 (9)	1 (3)
F-84	14 (42)	9 (28)	12 (36)	11 (34)	5 (14)
F-80	2 (5)	- -	- -	- -	- -
F-51	2 (5)	- -	- -	- -	- -
Reconnaissance - Total	10 (32)	12 (42)	14 (48)	11 (39)	9 (31)
RB-66	- -	- -	- -	1 (2)	2 (8)
RB-36	4 (12)	4 (12)	4 (12)	- -	- -
RB-47	- -	2 (6)	4 (13)	5 (15)	5 (15)
YRB-47	1 (2)	2 (6)	1 (4)	- -	- -
RB-50	1 (3)	0 (1)	0 (1)	- -	- -
RB-29	0 (2)	0 (1)	- -	- -	- -
RB-57	- -	0 (1)	0 (1)	0 (4)	- -
RB-45	0 (1)	0 (1)	0 (1)	0 (1)	- -
RB-26	1 (4)	2 (6)	2 (6)	1 (4)	- -
RF-84	- -	- -	1 (4)	4 (13)	2 (8)
RF-80	3 (8)	2 (8)	2 (6)	- -	- -
Troop Carrier - Total	15 (48)	16 (51)	13 (43)	12 (41)	14 (44)
C-130	- -	- -	- -	- -	1 (3)
C-124	3 (9)	4 (12)	4 (12)	4 (12)	4 (12)
C-123	- -	- -	- -	0 (1)	4 (11)
C-119	9 (27)	11 (33)	9 (30)	8 (27)	5 (18)
C-82	1 (2)	- -	- -	- -	- -
C-54	0 (1)	0 (1)	0 (1)	0 (1)	- -
C-47	0 (1)	0 (1)	- -	- -	- -
C-46	2 (8)	1 (4)	- -	- -	- -

[redacted]

TABLE 6 —USAF MAJOR WINGS AND SUPPORT FORCES (FLYING) EQUIPPED BY TYPE OF UNIT EQUIPMENT POSSESSED, END FISCAL YEARS 1953 THRU 1957 (CONTINUED)

TYPE OF AIRCRAFT POSSESSED BY TYPE OF UNIT	FY 1953	FY 1954	FY 1955	FY 1956	FY 1957
SUPPORT FORCES (Flying)					
Troop Carrier Group, Assault					
Activated - Total	0 (2)	0 (2)	2 (6)	4 (11)	- -
Unequipped - Total	- -	- -	- -	- -	- -
Equipped - Total b/	0 (2)	0 (2)	2 (6)	4 (11)	- -
C-123	- -	- -	- -	2 (6)	- -
C-122	0 (1)	0 (1)	0 (1)	- -	- -
H-19	0 (1)	0 (1)	1 (3)	0 (1)	- -
H-21	- -	- -	1 (2)	2 (4)	- -
Air Refueling Squadron					
Activated - Total	22	32	39	44	44
Unequipped - Total	4	3	2	2	4
Equipped - Total b/	18	29	37	42	40
KB-50	-	-	-	-	4
KC-97	10	23	30	36	35
KB-29	8	6	7	6	1
MATS Air Transport Squadron					
Activated - Total	35	43	47	28	27
Unequipped - Total	1	3	6	-	2
Equipped - Total b/	34	40	41	28	25
C-124	7	14	15	11	11
C-121	-	-	-	2	3
C-118	1	1	6	6	8
C-97	5	5	3	3	3
C-74	1	1	1	-	-
C-54	20	19	16	6	-

a/ Does not include Missile Wings/Squadrons and Support Forces (Flying) units.
b/ Equipped includes all units possessing 50% or more authorized number of aircraft.

Source: Operations Statistics Division, Directorate of Statistical Services, Comptroller of the Air Force.

[redacted]

TABLE 7 —UNIT EQUIPMENT AND CREWS IN USAF MAJOR WINGS AND SUPPORT FORCES (FLYING) UNITS BY QUARTER — FY 1958

BY TYPE AND MODEL OF UNIT EQUIPMENT	30 SEPTEMBER 1957						31 DECEMBER 1957					
	UNIT EQUIPMENT			CREWS			UNIT EQUIPMENT			CREWS		
	AUTH	ON HAND	COMBAT READY	AUTH	ASGD	COMBAT READY	AUTH	ON HAND	COMBAT READY	AUTH	ASGD	COMBAT READY
MAJOR WINGS & SUPPORT FORCES (FLYING) UNITS - TOTAL	9,742	8,983	5,772	12,430	11,226	7,106	9,317	8,437	5,651	11,696	10,635	7,245
Bomber - Total	1,923	1,835	1,347	2,694	2,405	1,368	1,923	1,841	1,495	2,682	2,365	1,446
B-36	60	73	67	72	86	59	60	64	54	72	60	49
B-45	48	43	28	60	41	35	-	45	32	-	34	31
B-47	1,260	1,281	962	1,848	1,808	1,038	1,260	1,270	1,047	1,848	1,756	1,071
DB-47	-	30	28	-	32	21	-	29	28	-	32	21
B-52	315	198	126	450	255	94	315	232	184	450	297	135
B-57	192	169	124	216	160	102	192	167	132	216	166	119
B-66	48	41	12	48	23	19	96	34	18	96	20	20
Fighter - Total	4,407	3,892	2,301	5,314	4,858	2,656	4,229	3,455	2,036	4,881	4,464	2,829
F-84G	50	30	21	72	37	29	-	25	23	-	34	31
F-84F	75	284	204	90	407	205	75	95	73	90	147	117
F-86	175	351	245	198	381	204	150	197	141	165	274	124
F-86D/L	1,075	1,144	768	1,471	1,408	1,141	950	977	647	1,226	1,332	1,054
F-89	475	449	256	593	553	356	525	400	235	619	454	275
F-94	100	110	69	100	149	83	100	52	34	100	64	48
F-100	1,635	1,118	604	1,812	1,391	591	1,557	1,176	631	1,677	1,515	971
F-101	97	31	9	97	17	-	97	56	23	97	50	44
F-102	650	375	125	806	515	47	675	477	229	807	594	165
F-104	75	-	-	75	-	-	100	-	-	100	-	-
Tactical Missile - Total a/	600	227	126	17	22	22	600	215	114	17	25	19
TM-61	600	227	126	17	22	22	600	215	114	17	22	19
TM-76	-	-	-	-	-	-	-	-	-	-	3	-
Strategic Missile - Total a/	-	-	-	-	-	-	15	-	-	-	-	-
SM-62	-	-	-	-	-	-	15	-	-	-	-	-
Reconnaissance - Total	737	734	427	955	821	539	692	701	435	880	797	503
RB-36	60	65	58	72	61	53	60	63	52	72	54	46
RB-47	225	243	175	330	306	184	180	198	181	264	259	165
RB-50	15	23	18	15	35	33	15	22	16	15	37	35
RB-57	-	10	4	-	8	5	-	5	2	-	4	-
RB-66	162	152	25	198	123	39	162	164	46	198	127	41
RC-45	15	6	6	15	3	3	15	6	6	15	2	2
RF-84F	90	130	100	110	181	150	90	111	81	110	166	121
RF-84K	-	5	3	-	5	2	-	6	5	-	6	5
RF-101	90	24	7	110	21	-	90	45	12	110	54	15
WB-47	-	-	-	-	-	-	-	1	1	-	1	1
WB-50	62	58	26	83	67	63	62	57	27	74	73	67
WB-66	18	10	-	22	-	-	18	18	5	22	14	5
WT-33	-	8	5	-	11	7	-	5	1	-	-	-
Trp Carr & Trans - Total b/	1,177	1,118	714	1,470	1,437	1,235	1,093	1,108	694	1,376	1,389	1,227
C-47	-	3	2	-	2	2	-	3	2	-	2	2
C-54	100	65	40	142	78	78	80	45	28	112	49	49
C-97	40	41	16	60	90	75	40	40	14	60	84	67
C-118	76	67	45	114	145	145	76	68	36	114	157	151
C-119	240	237	143	244	247	231	176	212	139	180	230	222
C-121	28	28	18	42	60	60	28	30	20	42	55	55
C-123	192	189	147	204	161	131	144	182	126	156	144	122
C-124	380	364	250	528	508	422	380	370	241	528	515	426
C-130	96	93	34	96	93	44	144	126	67	144	94	81
C-131	25	30	18	40	52	47	25	28	19	40	56	49
C-133	-	1	1	-	1	-	-	4	2	-	3	3
Air Refueling - Total	920	868	640	1,328	1,148	810	920	880	700	1,328	1,158	820
KB-29	20	43	25	30	48	38	-	8	3	-	8	8
KB-50	120	100	54	120	88	47	120	106	45	120	87	75
KC-97	700	713	550	1,058	978	725	700	745	637	1,058	993	737
KC-135	80	12	11	120	34	-	100	21	15	150	70	-
Miscellaneous - Total c/	578	536	343	669	557	498	460	452	291	549	462	420

a/ Missile totals are not included in overall total.
b/ Includes Troop Carrier, Logistic Support, MATS Air Transport, and Strategic Support units.
c/ Includes Airborne Early Warning, Air Rescue, Troop Carrier Medium (Special), Radar Evaluation, Tow Target and Helicopter units.
Source: Operations Statistics Division, Directorate of Statistical Services, Comptroller of the Air Force.

[redacted]

TABLE 7 —UNIT EQUIPMENT AND CREWS IN USAF MAJOR WINGS AND SUPPORT FORCES (FLYING) UNITS BY QUARTER — F.Y 1958 (CONTINUED)

BY TYPE AND MODEL OF UNIT EQUIPMENT	31 MARCH 1958						30 JUNE 1958					
	UNIT EQUIPMENT			CREWS			UNIT EQUIPMENT			CREWS		
	AUTH	ON HAND	COMBAT READY	AUTH	ASGD	COMBAT READY	AUTH	ON HAND	COMBAT READY	AUTH	ASGD	COMBAT READY
MAJOR WINGS & SUPPORT FORCES (FLYING) UNITS - TOTAL a/	8,769	8,256	5,717	11,009	10,601	7,218	8,661	7,912	5,683	11,277	10,451	7,223
Bomber - Total	1,920	1,815	1,483	2,721	2,441	1,561	1,839	1,762	1,462	2,649	2,463	1,487
B-36	60	45	37	72	60	36	30	32	29	36	27	22
B-45	-	45	31	-	24	24	-	12	10	-	14	14
B-47	1,260	1,266	1,067	1,848	1,813	1,161	1,260	1,235	1,059	1,848	1,846	1,112
DB-47	-	29	27	-	34	24	-	29	25	-	40	15
B-52	360	274	231	537	344	170	405	321	251	609	401	206
B-57	144	126	76	168	137	123	96	91	60	108	99	82
B-66	96	30	14	96	29	23	48	42	28	48	36	36
Fighter - Total	3,823	3,453	2,188	4,302	4,438	2,680	3,755	3,284	2,115	4,192	4,325	2,802
F-84G	25	22	16	25	24	24	25	21	18	25	34	19
F-84F	75	82	68	90	85	69	75	79	66	90	77	70
F-86	75	89	55	75	128	39	75	1	-	75	-	-
F-86D/L	825	933	668	1,016	1,206	888	750	814	559	928	1,052	805
F-89	425	407	258	490	461	263	425	387	262	478	489	266
F-94	50	48	31	50	54	33	25	20	13	25	31	22
F-100	1,464	1,289	794	1,564	1,761	1,126	1,428	1,281	804	1,523	1,798	1,320
F-101	72	64	-	72	98	59	97	73	47	97	87	58
F-102	737	502	293	845	611	179	737	557	333	833	719	242
F-104	75	17	5	75	10	-	100	51	13	100	38	-
F-105	-	-	-	-	-	-	18	-	-	18	-	-
Tactical Missile - Total a/	600	237	115	17	23	21	600	236	137	17	22	20
TM-61	600	236	115	17	22	21	480	233	135	14	21	20
TM-76	-	1	-	-	1	-	120	3	2	3	1	-
Strategic Missiles - Total a/	45	-	-	85	-	-	50	-	-	85	2	-
SM-62	15	-	-	30	-	-	15	-	-	30	2	-
SM-65	15	-	-	25	-	-	5	-	-	5	-	-
SM-78	15	-	-	30	-	-	30	-	-	50	-	-
Reconnaissance - Total	662	702	448	804	770	514	667	623	438	850	656	456
RB-36	30	62	55	36	51	46	30	44	43	36	40	36
RB-47	180	212	194	264	250	162	180	173	165	264	133	103
RB-50	15	12	10	15	19	16	17	13	9	24	22	15
RB-66	162	159	55	184	127	54	162	137	66	176	139	63
RF-84F	72	97	77	88	125	100	72	88	76	88	106	76
RF-84K	-	6	5	-	6	5	-	6	3	-	6	6
RF-101	108	50	-	108	80	34	108	68	25	124	98	55
RC-45	15	16	16	15	22	22	16	15	11	23	23	23
WB-47	-	1	-	-	1	1	-	-	-	-	-	-
WB-50	62	56	26	74	72	69	64	57	32	95	66	64
WB-66	18	31	10	20	17	5	18	22	8	20	23	15
Trp Carr & Trans - Total b/	1,037	984	622	1,317	1,316	1,163	1,068	924	610	1,700	1,323	1,167
C-54	56	26	20	85	31	31	-	6	4	-	-	-
C-97	40	38	14	60	87	73	40	38	24	94	85	72
C-118	76	67	41	114	145	144	107	78	44	247	139	138
C-119	144	151	101	148	132	123	144	111	86	148	110	107
C-121	28	30	16	42	60	60	56	29	21	117	71	71
C-123	144	136	97	156	135	129	144	124	93	156	145	144
C-124	380	354	218	528	531	422	388	343	213	711	537	434
C-130	144	145	93	144	127	117	145	161	105	146	168	134
C-131	25	30	20	40	55	51	28	27	19	45	55	54
C-133	-	7	2	-	13	13	16	7	1	36	13	13
Air Refueling - Total	920	900	702	1,328	1,221	911	950	923	777	1,374	1,286	959
KB-29	-	8	4	-	8	8	-	8	6	-	8	8
KB-50	120	95	50	120	111	87	120	84	61	120	106	93
KC-97	680	740	601	1,028	1,007	801	680	738	628	1,028	999	799
KC-135	120	57	47	180	95	15	150	93	82	226	173	59
Miscellaneous - Total c/	407	402	274	537	415	389	382	396	281	512	398	352

a/ Missile totals are not included in overall total.
b/ Includes Troop Carrier, Logistic Support, MATS Air Transport and Strategic Support units.
c/ Includes Airborne Early Warning, Air Rescue, Troop Carrier Medium (Special), Radar Evaluation, Tow Target, and Helicopter units.

Source: Operations Statistics Division, Directorate of Statistical Services, Comptroller of the Air Force.

TABLE 8 —UNIT EQUIPMENT AND CREWS IN USAF MAJOR WINGS AND SUPPORT FORCES (FLYING) UNITS BY FISCAL YEARS 1955 THRU 1958

BY TYPE AND MODEL OF UNIT EQUIPMENT	FISCAL YEAR 1955						FISCAL YEAR 1956					
	UNIT EQUIPMENT			CREWS			UNIT EQUIPMENT			CREWS		
	AUTH	ON HAND	COMBAT READY	AUTH	ASGD	COMBAT READY	AUTH	ON HAND	COMBAT READY	AUTH	ASGD	COMBAT READY
MAJOR WINGS & SUPPORT FORCES (FLYING) UNITS - TOTAL	9,382	8,740	5,619	12,172	9,932	6,727	10,089	9,081	5,565	13,006	10,286	7,314
Bomber - Total	1,533	1,344	969	2,064	1,466	986	1,788	1,640	1,078	2,397	1,845	1,109
B-26	80	190	124	80	162	134	-	22	14	-	14	14
B-36	180	181	143	216	194	161	150	159	128	180	159	133
B-45	48	45	34	60	51	41	48	39	29	60	48	46
B-47	1,035	888	649	1,528	1,002	650	1,260	1,216	879	1,827	1,371	859
B-50	-	5	5	-	-	-	-	-	-	-	-	-
B-52	30	-	-	30	-	-	90	35	17	90	63	23
B-57	160	35	14	160	57	-	192	156	7	192	165	34
B-66	-	-	-	-	-	-	48	13	4	48	25	-
Fighter - Total	4,300	4,177	2,519	5,737	4,959	2,892	4,575	3,988	2,344	5,922	4,767	3,141
F-80	-	1	1	-	-	-	-	-	-	-	-	-
F-84G	125	221	155	172	267	215	100	102	73	144	135	111
F-84F	775	667	401	896	703	284	750	722	507	843	740	561
F-86	1,150	1,137	694	1,380	1,379	594	650	688	388	762	850	644
F-86D	1,450	1,416	854	2,146	1,708	1,360	1,550	1,457	815	2,204	1,871	1,214
F-89	475	433	216	701	545	190	575	507	295	822	641	373
F-94	250	226	149	370	291	238	200	172	111	286	200	97
F-100	75	76	49	72	66	11	675	335	155	786	307	141
F-102	-	-	-	-	-	-	75	5	-	75	23	-
Reconnaissance - Total	869	760	482	1,033	922	664	897	812	489	1,111	784	591
RB-26	63	77	54	63	88	75	45	44	28	45	45	30
RB-29	-	1	1	-	1	1	-	1	1	-	1	1
RB-36	120	110	72	144	124	79	120	111	88	144	127	109
GRB-36	-	-	-	-	-	-	-	7	7	-	-	-
RB-45	12	14	12	12	12	12	12	11	8	12	11	11
RB-47	225	209	140	330	224	150	225	243	166	330	249	169
YRB-47	-	63	39	-	100	79	-	-	-	-	-	-
RB-50	13	20	13	18	35	23	-	18	15	-	17	9
RB-57	92	22	9	92	34	13	96	48	4	141	45	29
RB-66	-	-	-	-	-	-	54	27	4	66	8	-
RF-80	-	86	75	-	120	104	-	-	-	-	-	-
RF-84F/K	255	84	33	264	90	38	255	225	130	264	199	156
RF-86	-	11	6	-	15	14	-	5	1	-	-	-
WB-26	27	4	3	27	8	8	27	6	2	27	7	7
WB-29	62	59	25	83	71	68	41	24	16	55	29	29
WB-50	-	-	-	-	-	-	22	34	19	27	40	36
WT-33	-	-	-	-	-	-	-	8	-	-	6	5
Trp Carr & Trans - Total a/	1,281	1,150	719	1,535	1,234	1,062	1,311	1,269	712	1,591	1,349	1,144
C-47	-	-	-	-	-	-	-	7	5	-	3	3
C-54	170	152	107	244	201	196	118	110	75	172	141	129
C-74	8	9	2	12	6	6	-	-	-	-	-	-
C-97	48	41	22	60	77	74	40	32	21	60	63	51
C-118	64	57	46	90	54	47	68	73	52	102	115	113
C-119	480	461	285	480	419	329	480	450	239	480	402	346
C-121	-	-	-	-	-	-	24	32	10	36	31	31
C-122	16	8	6	16	14	14	-	-	-	-	-	-
C-123	-	-	-	-	-	-	96	116	43	96	68	34
C-124	390	320	180	513	390	339	380	347	216	525	440	363
C-131	25	26	17	40	35	34	25	23	17	40	37	33
H-19	48	43	34	48	17	13	16	17	10	16	7	7
H-21	32	33	20	32	21	10	64	62	24	64	42	34
Air Refueling - Total	756	737	547	1,110	847	685	870	837	639	1,270	1,001	833
KB-29	116	115	62	150	125	101	90	110	78	130	130	113
KB-50	-	-	-	-	-	-	60	-	-	60	-	-
KC-97	640	622	485	960	722	584	720	727	561	1,080	871	720
Miscellaneous - Total b/	643	572	383	693	504	438	648	535	303	715	540	496

a/ Includes Troop Carrier, Logistic Support, MATS Air Transport, Strategic Support, and Helicopter units.
b/ Includes Airborne Early Warning, Air Rescue, Troop Carrier Medium (Special), Radar Evaluation, and Tow Target units.
Source: Operations Statistics Division, Directorate of Statistical Services, Comptroller of the Air Force.

TABLE 8 —UNIT EQUIPMENT AND CREWS IN USAF MAJOR WINGS AND SUPPORT FORCES (FLYING) UNITS BY FISCAL YEARS 1955 THRU 1958 (CONTINUED)

BY TYPE AND MODEL OF UNIT EQUIPMENT	FISCAL YEAR 1957						FISCAL YEAR 1958					
	UNIT EQUIPMENT			CREWS			UNIT EQUIPMENT			CREWS		
	AUTH	HAND	COMBAT READY	AUTH	ASGD	COMBAT READY	AUTH	ON HAND	COMBAT READY	AUTH	ASGD	COMBAT READY
MAJOR WINGS & SUPPORT FORCES (FLYING) UNITS - Total a/	10,334	8,942	5,636	13,611	11,188	7,169	8,661	7,912	5,683	11,277	10,451	7,223
Bomber - Total	1,908	1,803	1,267	2,685	2,414	1,276	1,839	1,762	1,462	2,649	2,463	1,487
B-36	90	120	95	108	121	73	30	32	29	36	27	22
B-45	48	37	29	60	44	37	-	12	10	-	14	14
B-47	1,260	1,270	906	1,848	1,864	973	1,260	1,235	1,059	1,848	1,846	1,112
DB-47	-	26	23	-	25	15	-	29	25	-	40	15
B-52	270	147	97	405	201	68	405	321	251	609	401	206
B-57	192	166	105	216	123	100	96	91	60	108	99	82
B-66	48	37	12	48	36	10	48	42	28	48	36	36
Fighter - Total	4,800	3,924	2,330	6,272	4,925	2,931	3,755	3,284	2,115	4,192	4,325	2,802
F-84G	50	60	51	72	70	57	25	21	18	25	34	19
F-84F	375	435	319	423	584	403	75	79	66	90	77	70
F-86	175	366	282	198	367	208	75	1	-	75	-	-
F-86D/L	1,250	1,152	728	1,829	1,650	1,323	750	814	559	928	1,052	805
F-89	575	470	313	841	677	395	425	387	262	478	489	266
F-94	100	116	79	148	202	99	25	20	13	25	31	22
F-100	1,650	1,022	467	1,902	1,063	424	1,428	1,281	804	1,523	1,798	1,320
F-101	75	2	-	81	5	-	97	73	47	97	87	58
F-102	475	301	91	703	307	22	737	557	333	833	719	242
F-104	75	-	-	75	-	-	100	51	13	100	38	-
F-105	-	-	-	-	-	-	18	-	-	18	-	-
Tactical Missile - Total a/	600	246	101	15	22	20	600	236	137	17	22	20
TM-61	600	246	101	15	22	20	480	233	135	14	21	20
TM-76	-	-	-	-	-	-	120	3	2	3	1	-
Strategic Missiles - Total a/	-	-	-	-	-	-	50	-	-	85	2	-
SM-62	-	-	-	-	-	-	15	-	-	30	2	-
SM-65	-	-	-	-	-	-	5	-	-	5	-	-
SM-78	-	-	-	-	-	-	30	-	-	50	-	-
Reconnaissance - Total	857	709	387	1,121	774	501	667	623	438	850	656	456
RB-26	-	7	7	-	3	3	-	-	-	-	-	-
RB-36	60	68	55	72	65	47	30	44	43	36	40	36
RB-45	-	2	2	-	-	-	-	-	-	-	-	-
RB-47	225	238	159	330	306	161	180	173	165	264	133	103
RB-50	15	23	19	15	29	25	17	13	9	24	22	15
RB-57	60	19	12	105	16	11	-	-	-	-	-	-
RB-66	171	128	4	209	91	46	162	137	66	176	139	63
RF-84F	194	143	94	224	181	140	72	88	76	88	106	76
RF-84K	25	-	-	28	-	-	-	6	3	-	6	6
RF-101	36	6	-	44	-	-	108	68	25	124	98	55
RC-45	-	-	-	-	-	-	16	15	11	23	23	23
WB-26	-	4	-	-	3	3	-	-	-	-	-	-
WB-50	62	57	25	83	67	58	64	57	32	95	66	64
WB-66	9	-	-	11	-	-	18	22	8	20	23	15
WT-33	-	14	10	-	13	7	-	-	-	-	-	-
Trp Carr & Trans - Total b/	1,237	1,086	645	1,536	1,375	1,158	1,068	924	610	1,700	1,323	1,167
C-47	-	3	2	-	2	2	-	-	-	-	-	-
C-54	112	66	42	160	82	82	-	6	4	-	-	-
C-97	68	37	9	60	77	76	40	38	24	94	85	72
C-118	76	68	44	114	126	119	107	78	44	247	139	138
C-119	288	284	169	292	293	281	144	111	86	148	110	107
C-121	-	27	14	42	45	45	56	29	21	117	71	71
C-123	192	178	120	192	145	78	144	124	93	156	145	144
C-124	380	340	222	528	515	433	388	343	213	711	537	434
C-130	96	54	5	108	42	-	145	161	105	146	168	134
C-131	25	29	18	40	48	42	28	27	19	45	55	54
C-133	-	-	-	-	-	-	16	7	1	36	13	13
Air Refueling - Total	880	858	645	1,260	1,108	756	950	923	777	1,374	1,286	959
KB-29	20	51	34	30	47	37	-	8	6	-	8	8
KB-50	120	72	34	120	55	33	120	84	61	120	106	93
KC-97	720	735	577	1,080	1,006	686	680	738	628	1,028	999	799
KC-135	20	-	-	30	-	-	150	93	82	226	173	59
Miscellaneous - Total c/	652	562	362	737	592	547	382	396	281	512	398	352

a/ Missile totals are not included in overall totals.
b/ Includes Troop Carrier, Logistic Support, MATS Air Transport and Strategic Support units.
c/ Includes Airborne Early Warning, Air Rescue, Troop Carrier Medium (Special), Radar Evaluation, Tow Target, and Helicopter units.

Source: Operations Statistics Division, Directorate of Statistical Services, Comptroller of the Air Force.

[redacted]

TABLE 9 —OPERATIONAL READINESS OF USAF MAJOR WINGS, BY QUARTER — FISCAL YEAR 1958

Unit capabilities are expressed as "C" ratings. These evaluations are prepared by Headquarters USAF after considering all known factors affecting unit readiness.
C-1 High degree of relative effectiveness. Adequately manned, equipped and trained to perform assigned mission with latest type UE(first line aircraft and equipment).
C-2 Same as C-1 except with second line aircraft and equipment (B-45, F-86E etc.) or with first line aircraft and equipment not designed to perform the primary mission of the unit.
C-3 A lesser degree of capability than indicated above with either first or second line equipment. Shortage of personnel, equipment and facilities, etc., exists.
C-4 A very low degree of effectiveness. Extreme shortage in equipment, personnel and facilities exists.

TYPE WING	30 SEPTEMBER 1957					31 DECEMBER 1957				
	TOTAL	C-1	C-2	C-3	C-4	TOTAL	C-1	C-2	C-3	C-4
TOTAL	132	90	1	31 2/3	8 2/3	127	85 2/3	1 1/3	30	10
Bombardment, Heavy	11	6	-	2	3	11	7	-	2	2
Bombardment, Medium	28	25	-	3	-	28	28	-	-	-
Strategic Reconnaissance, Medium	5	5	-	-	-	4	4	-	-	-
Strategic Reconnaissance, Light	1	-	-	-	1	1	-	-	-	1
Fighter-Interceptor	32	21 2/3	-	5 2/3	4 2/3	31 2/3	14 2/3	-	11	6
Bombardment, Tactical	6	-	1	5	-	6	3	1	2	-
Fighter-Bomber / Fighter-Day	28	18	-	10	-	25 1/3	14	1/3	10	1
Tactical Reconnaissance	5	2	-	3	-	5	3	-	2	-
Tactical Missile	1	1	-	-	-	1	1	-	-	-
Troop Carrier, Heavy	4	4	-	-	-	4	4	-	-	-
Troop Carrier, Medium	7	5	-	2	-	7	5	-	2	-
Troop Carrier, Assault	4	3	-	1	-	3	2	-	1	-
	31 MARCH 1958					30 JUNE 1958				
TOTAL	119	90	1	23	5	117	83	-	22	12
Bombardment, Heavy	11	8	-	1	2	11	7	-	2	2
Bombardment, Medium	28	28	-	-	-	28	27	-	-	1
Strategic Reconnaissance, Medium	4	4	-	-	-	4	1	-	-	3
Strategic Reconnaissance, Light	1	-	-	-	1	1	-	-	-	1
Fighter-Interceptor	28	18	-	9	1	28	15	-	10	3
Bombardment, Tactical	5	3	1	-	1	3	3	-	-	-
Fighter-Bomber / Fighter-Day	23	17	-	6	-	23	17	-	4	2
Tactical Reconnaissance	5	-	-	5	-	5	1	-	4	-
Tactical Missile	1	1	-	-	-	1	1	-	-	-
Troop Carrier, Heavy	4	4	-	-	-	4	4	-	-	-
Troop Carrier, Medium	6	4	-	2	-	6	4	-	2	-
Troop Carrier, Assault	3	3	-	-	-	3	3	-	-	-

Source: Operations Statistics Division, Directorate Statistical Services, Comptroller of the Air Force.

[redacted]

Flight Operations

PART II

FLIGHT OPERATIONS

INTRODUCTION

Aircraft flight operations data included in this section are based on statistics submitted on AF Form 110A in accordance with AFR 65-110 as revised. The 110A report is compiled on a physical possession basis with the various activity categories determined by the assignment or status of the aircraft rather than actual use.

The tables provide summary data covering flight operations for Operating Active USAF aircraft and include aircraft flying hours, utilization, etc.

DEFINITIONS

Operating Active - Those aircraft which are actively engaged in supporting flying missions, including test aircraft and aircraft bailed to civilian activities for test. Assignment codes are as follows:

(AD) Administrative: Aircraft authorized major air commands for the performance of command administrative missions.

(CS) Operational Support: Aircraft assigned for essential liaison and logistic support not otherwise provided, and for the required combat readiness training of rated personnel not presently assigned to tactical units or crew positions.

(CC) Primary Tactical Unit: Aircraft assigned as primary unit equipment for the direct accomplishment of tactical unit operations.

(CP) Tactical Unit Support: Aircraft which are authorized and assigned as tactical unit support aircraft.

(CU) Student Training: Aircraft assigned to perform the mission of student and combat crew training within the Air Training Command, Military Air Transport Service and Air Force Academy.

(CT) MATS Transport: Aircraft assigned for the accomplishment of transport operations within MATS.

(CE) MATS Air Evacuation: Aircraft assigned for the accomplishment of air evacuation operations within MATS.

(TC) Combat Crew Training: Aircraft assigned specifically to combat training schools.

(EX) Test: Aircraft assigned for testing, research and development other than "X" models and aircraft on bailment contract.

(ES) Test Support: Aircraft assigned to support of test aircraft and allied equipment other than aircraft on bailment contract for test support.

(CM) Special Mission: Aircraft assigned to major air commands to accomplish missions of the Air Force in support of its own special activities and those of the governmental agencies which cannot be met as a by-product mission of other flying.

Non-Operating Active - Non-operating aircraft includes those aircraft in preparation for delivery to units or test activities through any of the logistical processes of supply, maintenance and modification, and those aircraft which are excess to command requirements. Flying in the following assignment codes, CD-CX-DP-DW-NR-RT and XJ are shown grouped together.

Inactive - Inactive aircraft includes aircraft Recommended for Reclamation, Flyable Inactive, Storage, Excess Flyable, Excess Grounded and Excess Storage. Flying in the following assignment codes, FI-RS-SS-XS-XG are shown grouped together.

[redacted]

TABLE 10 -SUMMARY OF USAF FLYING HOURS-WORLDWIDE BY TYPE OF ACTIVITY-FISCAL YEARS 1950-1958

TYPE OF ACTIVITY	FY 1950	FY 1951	FY 1952	FY 1953	FY 1954	FY 1955	FY 1956	FY 1957	FY 1958
TOTAL	3,667,293 a/	5,215,763	7,104,915	8,174,496	8,104,296	8,940,009	8,996,324	8,501,548	7,809,238
OPERATING ACTIVE	3,638,200	5,182,299	7,061,631	8,114,226	8,039,015	8,873,040	8,914,684	8,397,226	7,768,019
Administrative	102,095	164,214	94,305	42,050	42,140	48,283	61,078	66,405	73,002
Operational Support	1,147,324	1,206,118	1,339,811	1,271,358	989,175	1,284,750	1,358,508	1,253,493	1,377,112
Primary Tactical Unit	947,011	1,822,435	2,237,396	2,305,967	2,495,002	2,791,759	2,921,193	2,824,317	2,771,635
Tactical Unit Support	8,040	131,945	225,297	293,884	333,712	358,572	325,682	338,968	375,356
Student Training	944,073	1,133,506	2,342,528	3,277,632	3,223,127	3,277,940	3,015,868	2,691,661	1,983,517
MATS - Transport	186,289	297,839	337,538	318,962	371,236	519,982	581,383	613,900	585,097
MATS - Air Evacuation	-	24,719	51,335	48,894	47,051	41,978	37,128	31,004	36,062
Combat Crew Training	-	112,642	62,049	61,335	50,003	4,377	4,307	13,896	23,352
Test	58,908	71,886	78,137	81,688	76,143	22,646	19,082	18,963	15,512
Test Support	6,623	19,501	30,896	54,600	61,661	94,111	95,050	92,268	91,311
Special Mission	224,104	197,494	262,339	314,946	331,677	411,609	464,077	452,351	436,063
MAP Aircraft 1/	-	-	-	42,910	18,088	17,033	31,328	-	-
NON-OPERATING ACTIVE	14,978	18,522	24,730	41,876	39,556	36,378	71,655	99,912	24,822
INACTIVE	14,115	14,942	18,554	18,394	25,725	30,591	9,985	4,410	16,397

NOTE: Prior to 1953 Student Training was Flying and Technical Training. Prior to 1954 Operational Support was Minimum Individual Training and Primary Tactical Unit was Unit Training.

a/ 13,733 hours flown for 1st and 3rd quarters by CAP and Inspector General, not included in total hours flown.

1/ Prior to 1953 there was no Actual Flying Data available for MAP, During 1953 thru 1956 MAP was shown in Operating Active Category, beginning 1957 MAP hours were changed to Non-Operating Active Category.

Source: Operations Statistics Division, Directorate of Statistical Services, Comptroller of the Air Force.

[redacted]

[redacted]

TABLE II - WORLDWIDE—USAF FLIGHT OPERATIONS BY TYPE OF ACTIVITY—QUARTERLY—FY 1958

	FIRST QUARTER FISCAL YEAR 1958		SECOND QUARTER FISCAL YEAR 1958		THIRD QUARTER FISCAL YEAR 1958		FOURTH QUARTER FISCAL YEAR 1958	
	HOURS FLOWN	AVERAGE AIRCRAFT ON HAND	HOURS FLOWN	AVERAGE AIRCRAFT ON HAND	HOURS FLOWN	AVERAGE AIRCRAFT ON HAND	HOURS FLOWN	AVERAGE AIRCRAFT ON HAND
WORLDWIDE TOTAL	2,089,384	19,543	1,833,274	19,291	1,858,330	18,731	2,028,250	17,820
OPERATING ACTIVE	2,080,968	17,922	1,821,431	17,647	1,847,707	17,093	2,017,913	16,349
Administrative	15,955	105	18,503	110	18,577	120	19,967	111
Operational Support	345,279	2,356	316,347	2,438	339,459	2,393	376,027	2,306
Primary Tactical Unit	708,108	8,649	647,934	8,364	685,030	8,096	730,563	7,827
Tactical Unit Support	91,046	819	88,715	831	96,842	818	98,753	715
Student Training	618,160	4,056	461,149	3,968	421,956	3,741	482,252	3,505
MATS - Transport	148,056	406	151,947	403	141,514	390	143,580	348
MATS - Air Evacuation	8,176	32	8,204	29	8,882	29	10,800	30
Combat Crew Training	5,867	64	6,165	55	5,623	49	5,697	41
Test	5,267	111	4,385	118	3,581	94	2,279	64
Test Support	25,696	341	20,619	350	21,145	322	23,851	338
Special Mission	109,358	983	97,463	981	105,098	1,041	124,144	1,064
NON-OPERATING ACTIVE	5,372	1,621	5,224	1,644	6,899	1,638	7,327	1,471
INACTIVE	3,044	a/	6,619	a/	3,724	a/	3,010	a/

a/ Hours flown are shown for Inactive Aircraft in order that summary data shown in various tables be identical. The average of the Inactive Aircraft on hand has not been computed since any correlation between the two quantities would be meaningless and possibly misleading.

Source: Operations Statistics Division, Directorate of Statistical Services, Comptroller of the Air Force.

[redacted]

TABLE 12 USAF FLIGHT OPERATIONS WORLDWIDE BY TYPE AND MODEL

LINE NO	TYPE AND MODEL	FIRST QUARTER FISCAL YEAR 1958			SECOND QUARTER FISCAL YEAR 1958		
		HOURS FLOWN	AVERAGE AIRCRAFT ON HAND	QUARTER UTILIZATION RATE (HOURS)	HOURS FLOWN	AVERAGE AIRCRAFT ON HAND	QUARTER UTILIZATION RATE (HOURS)
1	TOTAL	2,086,340	19,543		1,826,655	19,291	
2	OPERATING ACTIVE	2,080,968	17,922		1,821,431	17,647	
3	NON-OPERATING ACTIVE	5,372	1,621		5,224	1,644	
							OPERATING
4	BOMBER	177,532	1,929	92	171,958	1,953	88
5	B-17	1,834	18	102	1,370	17	81
6	B-25	156	1	156	27	1	27
7	B-26	2,324	31	75	1,126	20	56
8	B-29	-	-	-	-	-	-
9	B-36	8,140	93	88	5,399	68	79
10	B-45	2,514	43	58	2,023	45	45
11	B-47	126,121	1,297	97	120,617	1,306	92
12	B-50	-	-	-	-	-	-
13	B-52	16,498	162	106	21,475	208	103
14	B-57	17,582	241	73	17,616	246	72
15	B-66	2,363	43	55	2,305	42	55
16	B-58	-	-	-	-	-	-
17	TANKER	80,515	846	95	82,375	868	95
18	KB-29	1,139	16	71	934	9	16
19	KB-50	5,866	90	65	8,850	108	82
20	KC-97	71,986	728	99	69,974	728	96
21	KC-135	1,524	12	127	2,617	23	114
22	FIGHTER	314,801	5,058	62	275,002	4,904	56
23	F-51	--	-	-	-	-	-
24	F-80	2,226	31	72	1,229	24	51
25	F-84 (Other)	6,080	87	70	2,673	48	56
26	F-84F	41,775	556	75	28,586	424	67
27	F-86 (Other)	39,359	591	67	30,591	475	65
28	F-86D/L	96,587	1,403	69	80,733	1,367	59
29	F-89	30,721	528	58	24,468	498	49
30	F-94	7,707	139	55	4,240	85	50
31	F-100	72,827	1,320	55	78,255	1,424	55
32	F-101	1,339	30	45	2,863	58	49
33	F/TF-102	15,705	359	44	20,467	479	43
34	F-104	475	14	34	897	22	41
35	F-105	-	-	-	-	-	-
36	F-106	-	-	-	-	-	-
37	RECONNAISSANCE	100,038	923	108	86,230	859	100
38	RB-25	163	2	82	-	-	-
39	RB-26	422	6	70	149	3	50
40	RB-29	1,314	19	69	441	4	110
41	WB-29	74	1	74	49	1	49
42	RB-36	5,766	65	89	5,082	64	79
43	RB-45	112	4	28	-	-	-
44	RB-47	22,276	238	94	19,629	215	91
45	RB-50	3,052	25	122	3,706	31	119
46	WB-50	15,567	61	255	15,085	60	251
47	RB-57	3,404	48	71	1,459	33	44
48	RB-66	4,938	150	33	6,635	158	42
49	WB-66	449	7	64	753	13	58
50	RC-45	2,119	15	141	1,237	15	82
51	RC-47	632	4	158	305	3	102
52	RC-121	25,610	61	420	19,158	67	286
53	RF-80	2,883	40	72	701	22	32
54	RF-84	9,729	141	69	9,709	132	74
55	RF-86	444	15	30	-	1	-
56	RF-101	1,084	21	52	2,132	37	58
57	RC-130	-	-	-	-	-	-
58	SEARCH AND RESCUE	27,381	294	93	24,413	284	86
59	SA-16	10,648	108	100	9,544	98	165
60	SC-47	5,771	60	96	5,268	52	101
61	SC-54	4,459	31	144	4,247	36	118
62	SH-19	5,070	77	66	4,353	79	55
63	SH-21	1,233	18	69	1,001	19	53

OF OPERATING ACTIVE AIRCRAFT QUARTERLY – FISCAL YEAR 1958

THIRD QUARTER FISCAL YEAR 1958			FOURTH QUARTER FISCAL YEAR 1958			TYPE AND MODEL	LINE NO.
HOURS FLOWN	AVERAGE AIRCRAFT ON HAND	QUARTER UTILIZATION RATE (HOURS)	HOURS FLOWN	AVERAGE AIRCRAFT ON HAND	QUARTER UTILIZATION RATE (HOURS)		
1,854,606	18,731		2,025,240	17,820		TOTAL	1
1,847,707	17,093		2,017,913	16,349		OPERATING ACTIVE	2
6,899	1,638		7,327	1,471		NON-OPERATING ACTIVE	3
ACTIVE							
179,059	1,956	92	176,613	1,805	98	BOMBER	4
138	3	46	102	2	51	B-17	5
19	-	-	-	-	-	B-25	6
1,255	19	66	1,306	17	77	B-26	7
-	-	-	-	-	-	B-29	8
4,050	52	78	2,773	36	77	B-36	9
2,609	44	59	1,368	29	47	B-45	10
129,889	1,315	99	119,690	1,167	102	B-47	11
-	-	-	-	-	-	B-50	12
20,063	258	78	30,691	300	102	B-52	13
19,262	232	83	18,007	214	84	B-57	14
1,758	33	53	2,663	39	68	B-66	15
16	-	-	13	1	13	B-58	16
87,383	888	98	96,796	938	103	TANKER	17
877	9	97	667	9	74	KB-29	18
7,610	98	78	9,361	88	106	KB-50	19
73,900	740	100	77,069	764	101	KC-97	20
4,996	41	122	9,699	77	126	KC-135	21
299,158	4,670	64	324,019	4,578	71	FIGHTER	22
-	-	-	-	-	-	F-51	23
1,612	28	58	1,380	25	55	F-80	24
2,739	36	76	2,921	29	101	F-84 (Other)	25
23,793	282	84	20,833	239	87	F-84F	26
26,559	350	76	19,242	278	69	F-86 (Other)	27
80,686	1,242	65	81,405	1,137	72	F-86D/L	28
29,077	485	60	33,454	463	72	F-89	29
3,367	61	55	3,092	49	63	F-94	30
103,086	1,523	68	118,922	1,594	75	F-100	31
1,727	73	24	6,076	84	72	F-101	32
25,318	554	45	34,902	621	56	F/TF-102	33
1,157	35	33	1,694	57	30	F-104	34
37	1	37	60	2	30	F-105	35
-	-	-	38	-	-	F-106	36
94,719	840	113	97,301	797	122	RECONNAISSANCE	37
-	-	-	-	-	-	RB-25	38
83	2	42	102	2	51	RB-26	39
-	-	-	-	-	-	RB-29	40
-	-	-	-	-	-	WB-29	41
6,627	65	102	5,167	61	85	RB-36	42
-	-	-	-	-	-	RB-45	43
19,787	222	89	16,355	197	83	RB-47	44
4,245	32	133	4,648	29	160	RB-50	45
13,371	58	231	14,031	57	246	WB-50	46
1,489	24	62	2,483	29	86	RB-57	47
6,847	159	43	7,923	150	53	RB-66	48
1,295	26	50	1,781	26	68	WB-66	49
1,001	15	67	1,804	15	120	RC-45	50
378	2	189	499	3	166	RC-47	51
25,875	59	439	28,551	58	492	RC-121	52
552	10	55	204	3	68	RF-80	53
12,142	111	109	10,249	101	101	RF-84	54
-	-	-	-	-	-	RF-86	55
955	54	18	3,360	65	52	RF-101	56
72	1	72	144	1	144	RC-130	57
25,754	275	94	27,370	263	104	SEARCH AND RESCUE	58
9,283	89	104	10,911	90	121	SA-16	59
6,378	50	128	6,273	45	139	SC-47	60
4,364	37	118	4,038	29	139	SC-54	61
4,614	80	58	4,844	82	59	SH-19	62
1,115	19	59	1,304	17	77	SH-21	63

TABLE 12 USAF FLIGHT OPERATIONS WORLDWIDE BY TYPE AND MODEL

LINE NO.	TYPE AND MODEL	FIRST QUARTER FISCAL YEAR 1958			SECOND QUARTER FISCAL YEAR 1958		
		HOURS FLOWN	AVERAGE AIRCRAFT ON HAND	QUARTER UTILIZATION RATE (HOURS)	HOURS FLOWN	AVERAGE AIRCRAFT ON HAND	QUARTER UTILIZATION RATE (HOURS)
							OPERATING
1	CARGO	573,461	3,256	176	544,457	3,252	167
2	VB-25	5,375	36	149	4,645	36	128
3	VB-26	166	1	166	199	2	99
4	C-45	72,612	580	125	60,569	510	119
5	C-47/53	170,223	935	182	157,309	962	164
6	C-54	61,581	286	215	56,466	299	189
7	C-97	19,794	57	347	21,219	56	379
8	C-117	4,432	23	193	3,895	24	162
9	C-118	32,409	81	400	33,422	79	423
10	C-119	55,795	490	114	43,549	434	100
11	C-121	15,926	39	408	16,362	42	390
12	C-123	19,862	190	105	19,650	221	89
13	C-124	91,047	360	253	99,674	369	270
14	C-130	6,690	81	83	9,004	115	78
15	C-131	17,307	96	180	17,810	95	187
16	C-133	238	1	238	680	7	97
17	C-134	4	-	-	4	1	4
18	TRAINER	762,246	5,050	151	592,054	4,908	121
19	TB-17	-	-	-	555	4	139
20	TB-25	158,462	810	196	103,924	691	150
21	TB-26	11,785	131	90	8,975	127	71
22	TB-29	3,101	33	94	2,349	29	81
23	TB-45	177	4	44	8	2	4
24	TB-47	11,103	97	114	9,552	94	102
25	TB-50	1,357	18	75	1,000	20	50
26	TC-45	8,514	59	144	6,477	58	112
27	TC-54	1,299	8	162	1,186	8	148
28	TF-80	-	-	-	10	1	10
29	TF-86	65	13	5	22	1	22
30	T-28	146,160	871	161	93,707	803	117
31	T-29	56,063	331	169	47,288	337	140
32	T-33	320,311	2,338	137	281,240	2,428	116
33	T-34	42,099	313	135	31,945	250	128
34	T-37	1,750	24	73	3,816	55	69
35	COMMUNICATION	43,895	545	81	43,748	596	73
36	L-17	287	28	10	1,440	32	45
37	L-19	88	1	88	44	1	44
38	L-20	15,430	158	98	13,338	161	83
39	L-23	45	1	45	-	-	-
40	L-26	1,592	14	114	1,180	14	84
41	L-27	6,134	27	227	8,756	58	151
42	H-5	544	20	27	431	21	21
43	H-13	3,137	44	71	2,574	42	61
44	H-19	8,163	116	70	8,191	128	64
45	H-21	8,455	134	64	7,759	137	57
46	H-32	1	2	1	7	1	7
47	H-37	19	-	-	23	-	-
48	YH-41	-	-	-	5	1	5
49	DJINN	-	-	-	-	-	-
50	AERIAL TARGETS	1,099	21	52	1,194	23	52
51	QB-17	722	13	56	970	15	65
52	QF-80	377	8	47	224	8	28
							NON-OPERATING
53	TOTAL	5,372	1,621	3	5,224	1,644	3

OF OPERATING ACTIVE AIRCRAFT QUARTERLY — FISCAL YEAR 1958 (CONTINUED)

THIRD QUARTER FISCAL YEAR 1958			FOURTH QUARTER FISCAL YEAR 1958			TYPE AND MODEL	LINE NO.
HOURS FLOWN	AVERAGE AIRCRAFT ON HAND	QUARTER UTILIZATION RATE (HOURS)	HOURS FLOWN	AVERAGE AIRCRAFT ON HAND	QUARTER UTILIZATION RATE (HOURS)		
ACTIVE (Cont'd)							
553,618	3,244	171	608,672	3,128	195	CARGO	1
4,547	34	134	5,664	32	177	VB-25	2
190	2	95	95	1	95	VB-26	3
65,879	552	119	81,773	598	137	C-45	4
171,835	963	179	186,405	960	194	C-47/53	5
54,294	294	185	51,239	262	196	C-54	6
19,772	56	353	19,646	56	351	C-97	7
4,253	26	164	4,718	25	189	C-117	8
33,421	82	407	37,990	85	447	C-118	9
35,607	356	100	27,362	230	119	C-119	10
16,464	41	402	17,578	40	439	C-121	11
25,929	232	112	33,235	229	145	C-123	12
89,692	363	247	103,231	352	293	C-124	13
12,415	142	87	17,884	157	114	C-130	14
17,581	92	193	20,837	92	226	C-131	15
1,737	9	193	1,013	8	127	C-133	16
2	-	-	2	1	2	C-134	17
558,662	4,609	121	626,260	4,239	148	TRAINER	18
1,046	13	80	884	12	74	TB-17	19
75,568	490	154	68,931	362	190	TB-25	20
8,487	110	78	8,130	79	125	TB-26	21
3,286	30	110	4,470	29	154	TB-29	22
-	-	-	-	-	-	TB-45	23
8,033	75	107	53,029	66	76	TB-47	24
1,002	20	50	927	16	58	TB-50	25
6,927	55	126	5,095	33	154	TC-45	26
1,362	8	170	1,324	8	166	TC-54	27
115	2	58	165	2	83	TF-80	28
5	-	-	10	-	-	TF-86	29
84,371	666	127	104,496	632	165	T-28	30
44,588	345	129	56,246	343	164	T-29	31
289,684	2,496	116	325,566	2,333	140	T-33	32
27,770	202	137	33,636	190	177	T-34	33
6,418	97	66	11,351	134	85	T-37	34
48,698	599	81	59,934	590	102	COMMUNICATION	35
1,509	33	46	1,117	34	33	L-17	36
23	1	23	82	1	82	L-19	37
14,790	163	91	19,486	163	120	L-20	38
-	-	-	-	-	-	L-23	39
1,399	14	100	1,820	12	152	L-26	40
11,446	77	149	14,576	80	182	L-27	41
428	18	24	493	18	27	H-5	42
2,037	40	51	2,378	33	72	H-13	43
8,834	124	71	10,209	122	84	H-19	44
8,205	127	65	9,739	124	79	H-21	45
14	1	14	-	2	-	H-32	46
-	-	-	13	1	13	H-37	47
13	1	13	-	-	-	YH-41	48
-	-	-	21	-	-	DJINN	49
656	12	55	948	11	86	AERIAL TARGETS	50
656	12	55	948	11	86	QB-17	51
-	-	-	-	-	-	QF-80	52
ACTIVE							
6,899	1,638	4	7,327	1,471	5	TOTAL	53

Source: Operations Statistics Division, Directorate of Statistical Services, Comptroller of the Air Force.

TABLE 13 · SUMMARY OF HOURS FLOWN BY USAF AIRCRAFT BY TYPE AND MODEL OF OPERATING ACTIVE AIRCRAFT – FISCAL YEARS 1950–1958

TYPE AND MODEL	FY 1950	FY 1951	FY 1952	FY 1953	FY 1954	FY 1955	FY 1956	FY 1957	FY 1958
TOTAL	3,667,293	5,215,763	7,104,915	8,174,496	8,104,296	8,940,009	8,996,324	8,501,548	7,809,238
OPERATING ACTIVE	3,638,200	5,182,299	7,061,631	8,114,226	8,039,015	8,873,040	8,914,684	8,397,226	7,768,019
NON-OPERATING ACTIVE	14,978	18,522	24,730	41,876	39,556	36,378	71,655	99,912	24,822
INACTIVE	14,115	14,942	18,554	18,394	25,725	30,591	9,985	4,410	16,397
TOTAL OPERATING ACTIVE	3,638,200	5,182,299	7,061,631	8,114,226	8,039,015	8,873,040	8,914,684	8,397,226	7,768,019
Bomber	268,898	462,268	634,497	661,090	595,422	556,092	578,611	623,959	705,162
B-17	8,133	8,329	6,967	9,224	26,290	8,137	18,406	7,386	3,444
B-25	2,257	1,745	1,990	2,324	16,176	1,759	1,890	1,057	202
B-26	36,013	131,033	192,717	195,606	124,797	91,431	35,272	12,209	6,011
B-29	154,560	218,411	276,752	256,953	122,353	35,886	11,246	203	-
B-36	9,920	23,544	38,703	50,715	72,574	78,714	80,516	54,071	20,362
B-45	6,067	6,869	11,602	9,453	10,603	10,654	10,077	9,933	8,514
B-47	-	907	12,316	40,862	155,380	293,597	392,445	452,692	496,317
B-50	51,948	71,397	93,449	95,875	67,001	27,977	2,408	843	-
B-52	-	-	-	-	-	-	7,685	30,359	88,727
B-57	-	-	-	-	248	7,937	27,673	47,637	72,467
B-66	-	-	-	-	-	-	976	7,569	9,089
JD-1	-	33	1	78	-	-	-	-	-
B-51	-	-	-	-	-	-	17	-	-
B-58	-	-	-	-	-	-	-	-	29
Tanker	14,223	40,911	73,536	101,319	158,400	256,841	290,669	304,944	347,069
KB-29	14,223	40,708	59,586	58,225	35,232	36,294	36,860	28,557	3,617
KB-50	-	-	-	-	-	-	230	9,122	31,687
KC-97	-	203	13,950	43,094	123,132	220,547	253,579	266,909	292,929
KC-119	-	-	-	-	36	-	-	-	-
KC-135	-	-	-	-	-	-	-	356	18,836
Fighter	368,495	805,216	1,039,644	1,199,014	1,264,104	1,315,341	1,347,008	1,265,424	1,212,980
FH-1	-	-	-	-	-	137	-	-	-
F-24	4	15	36	-	-	-	-	-	-
F-47	24,998	29,153	43,755	18,608	140	-	-	-	-
F-51	57,116	189,668	253,934	151,691	12,611	-	-	4	-
F-61	3,319	-	-	-	-	-	-	-	-
F-80	122,325	228,784	196,642	176,110	49,730	2,231	413	2,249	6,447
F-82	27,004	22,892	7,059	1,409	482	-	-	-	-
F-82F/G/H	11,233	-	-	-	-	-	-	-	-
F-84 (Other)	75,861	196,933	266,664	388,525	354,298	191,075	95,792	64,143	14,413
F-84F	-	-	-	-	11,548	101,013	180,418	179,190	114,987
F-86 (Other)	46,382	113,732	155,488	303,930	467,287	448,261	340,515	227,826	115,751
F-86D/L	-	-	-	-	173,181	363,627	465,829	396,275	339,411
F-89	-	865	6,466	6,127	33,809	89,667	142,417	146,039	117,720
F-94	253	23,174	109,600	152,614	160,968	114,634	72,903	62,618	18,406
F-100	-	-	-	-	18	4,542	46,546	165,898	373,090
F-101	-	-	-	-	-	-	977	769	12,005
F/TF-102	-	-	-	-	-	65	1,108	19,901	96,392
MIG-15	-	-	-	-	32	63	23	-	-
P2V-5	-	-	-	-	-	26	-	-	-
PV7	-	-	-	-	-	-	67	-	-

TABLE 13 SUMMARY OF HOURS FLOWN BY USAF AIRCRAFT BY TYPE AND MODEL OF OPERATING ACTIVE AIRCRAFT — FISCAL YEARS 1950–1958 (CONTINUED)

TYPE AND MODEL	FY 1950	FY 1951	FY 1952	FY 1953	FY 1954	FY 1955	FY 1956	FY 1957	FY 1958
Fighter (Cont'd)									
F-104	-	-	-	-	-	-	-	212	4,223
F-105	-	-	-	-	-	-	-	-	97
F-106	-	-	-	-	-	-	-	-	38
Reconnaissance	83,814	143,972	206,376	228,898	262,783	336,775	368,571	390,194	378,288
RB-17	15,441	5,388	5,114	4,176	919	366	483	123	-
RB-25	874	900	1,045	940	850	679	939	691	163
RB-26	7,865	22,045	34,801	38,676	31,656	33,487	28,536	6,927	756
WB-26	-	-	-	1,437	3,200	2,286	2,868	2,355	-
RB-29	41,415	29,629	15,938	13,012	10,949	6,316	2,146	546	1,755
WB-29	-	32,118	51,189	58,521	54,764	57,980	51,160	5,413	123
RB-36	48	8,791	21,986	37,703	48,879	46,699	44,852	32,364	22,642
RB-45	-	4,213	7,262	5,309	2,777	3,752	3,573	2,528	112
RB-47	-	-	-	499	34,924	86,909	86,419	81,378	78,047
WB-50	-	-	-	-	-	-	8,822	55,015	58,054
RB-50	57	5,815	15,260	13,764	14,148	11,299	13,829	14,225	15,651
RB-52	-	-	-	-	-	439	1,622	492	-
RB-57	-	-	-	-	886	4,442	10,499	14,576	8,835
RB-66	-	-	-	-	-	30	1,365	12,648	26,343
WB-66	-	-	-	-	-	-	-	2	4,278
RC-45	5,109	4,035	2,250	2,107	5,157	5,701	6,002	6,612	6,161
RC-47	1,171	1,535	2,173	3,080	3,135	3,546	2,867	3,144	1,814
RC-54	972	470	-	-	-	646	-	-	-
RC-121	-	-	-	-	1,420	15,529	44,051	92,870	99,194
RF-51	129	8,512	17,032	6,684	-	-	3	-	-
RF-80	10,733	20,521	32,037	42,435	47,276	46,150	18,618	2,517	4,340
RF-100	-	-	-	-	-	-	-	15	-
RF-84	-	-	-	-	108	6,066	34,129	51,840	41,829
WT-33	-	-	-	-	-	-	-	390	-
RF-86	-	-	289	555	1,635	4,453	5,659	3,266	444
RT-29	-	-	-	-	-	-	127	-	-
RT-33	-	-	-	-	100	-	2	-	-
RF-101	-	-	-	-	-	-	-	257	7,531
RC-130	-	-	-	-	-	-	-	-	216
Search and Rescue	42,742	55,482	82,961	100,773	111,466	143,692	158,820	122,304	104,918
A-10	5,542	-	-	-	-	-	-	-	-
SA-10	2,002	4,324	5,852	904	-	-	-	-	-
A-12	136	-	-	-	-	-	-	-	-
A-16	993	-	-	-	-	-	-	-	-
SA-16	1,647	17,599	38,592	71,304	87,989	87,101	85,609	54,227	40,586
SB-17	28,912	25,192	26,651	11,642	4,181	2,995	1,177	-	-
SB-29	300	4,965	7,108	13,203	13,956	13,696	6,116	-	-
SC-46	133	189	-	-	-	-	-	-	-
SC-47	744	1,158	3,048	1,966	3,728	38,188	33,391	26,430	23,690
SC-54	-	-	1,055	1,286	1,517	1,712	11,899	17,763	17,108
SL-5	1,127	902	-	-	-	-	-	-	-
SH-5	1,206	1,153	655	468	95	-	-	-	-
SH-19	-	-	-	-	-	-	20,628	19,805	18,881
SH-21	-	-	-	-	-	-	-	4,079	4,653

505282 O - 59 - 4

TABLE 13 SUMMARY OF HOURS FLOWN BY USAF AIRCRAFT BY TYPE AND MODEL OF OPERATING ACTIVE AIRCRAFT — FISCAL YEARS 1950–1958 (CONTINUED)

TYPE AND MODEL	FY 1950	FY 1951	FY 1952	FY 1953	FY 1954	FY 1955	FY 1956	FY 1957	FY 1958
Cargo	1,374,445	1,844,877	2,177,170	1,991,584	1,971,545	2,295,143	2,363,693	2,299,852	2,280,208
C-45	199,195	201,915	230,082	264,391	285,042	349,760	337,057	289,501	280,833
C-46	24,159	85,983	178,304	121,453	94,450	55,888	13,333	835	-
C-47/53	656,762	844,576	980,616	871,593	743,304	737,540	701,469	624,795	685,772
C-54	305,750	432,768	451,227	326,624	322,033	339,918	298,589	273,234	223,580
C-64	763	234	-	-	-	-	-	-	-
C-74	9,406	15,589	19,505	12,313	10,411	7,305	2,134	-	-
C-82	59,090	50,894	38,484	23,476	4,942	3,401	-	-	-
C-97	7,489	55,755	77,503	64,616	56,122	64,873	70,563	77,510	80,431
C-99	-	-	-	-	-	-	652	876	-
C-117	8,652	9,015	7,198	7,674	12,170	17,264	16,112	17,005	17,298
C-118	437	341	305	7,653	21,417	43,535	106,319	137,337	137,242
C-119	12,848	69,585	92,804	141,523	232,012	281,413	327,430	305,474	162,313
C-121	12,025	10,286	6,654	6,878	6,920	7,901	29,512	58,068	66,330
C-122	-	1,641	2,167	1,707	2,739	4,421	495	-	-
C-123	-	-	-	-	64	690	23,294	75,121	98,676
C-124	118	14,473	49,435	104,146	179,216	311,383	347,653	347,618	383,644
C-125	-	111	127	5	-	-	-	-	-
C-129	-	56	-	-	-	-	-	-	-
C-130	-	-	-	-	-	-	61	7,013	45,993
C-131	-	-	-	-	703	34,371	61,370	63,948	73,535
VB-17	19,222	17,384	16,863	15,325	-	16,322	4,971	555	-
VB-25	51,244	29,530	24,188	20,913	-	16,582	19,925	20,163	20,231
VB-26	7,285	4,740	1,708	1,285	-	656	663	773	650
VB-29	-	1	-	9	-	1,920	2,091	-	-
C-133	-	-	-	-	-	-	-	26	3,668
C-134	-	-	-	-	-	-	-	-	12
Trainer	1,430,256	1,754,093	2,707,771	3,574,606	3,386,329	3,659,706	3,481,543	3,200,687	2,539,222
TB-17	14,541	9,749	9,686	10,771	9,021	4,637	1,493	934	2,485
TB-25	372,943	444,494	498,839	566,962	485,668	612,604	650,611	619,739	406,885
TB-26	38,388	50,205	89,140	100,300	89,869	77,914	50,957	47,292	37,377
TB-29	2,427	11,310	25,527	41,385	44,846	43,928	58,947	25,672	13,206
TB-45	-	-	-	1,233	1,551	2,689	2,854	2,207	185
TB-47	-	-	-	1,671	14,326	22,675	27,482	33,851	33,717
TB-50	-	609	5,873	16,676	25,200	15,896	4,031	4,310	4,386
TC-45	-	-	718	36,703	41,113	45,422	35,673	37,578	27,013
TC-46	11	12,351	351	-	-	-	-	-	-
TC-47	47,106	47,619	51,077	48,939	35,507	26,036	10,803	2,386	-
TC-54	-	-	2,216	5,896	6,431	5,355	5,489	4,451	5,171
TF-47	-	385	384	29	-	-	-	-	-
TF-51	41,983	38,866	62,124	43,926	7,396	-	13	-	-
TF-80	18,384	25,774	20,974	16,406	302	-	-	7,763	290
TF-86	-	-	-	-	-	1,652	2,180	6,313	102
TL-19	-	-	-	-	-	-	-	927	-
TH-5	81	143	48	184	93	59	-	6	-
T-2	-	50	-	-	-	-	-	-	-
T-6	841,201	844,511	1,402,126	1,525,492	1,059,551	863,110	353,342	8,665	-
T-7	27,349	33,017	69,933	57,369	11,832	4,780	741	-	-
T-11	2,192	29,989	143,113	111,420	29,475	6,049	1,760	-	-
T-28	740	111,675	117,388	291,978	442,558	477,285	581,957	675,382	428,734
T-29	773	16,132	13,458	79,691	148,239	224,104	224,566	243,956	204,185

[redacted]

TABLE 13 SUMMARY OF HOURS FLOWN BY USAF AIRCRAFT BY TYPE AND MODEL OF OPERATING ACTIVE AIRCRAFT – FISCAL YEARS 1950–1958 (CONTINUED)

TYPE AND MODEL	FY 1950	FY 1951	FY 1952	FY 1953	FY 1954	FY 1955	FY 1956	FY 1957	FY 1958
Trainer (Cont'd)									
T-33	22,137	75,569	190,904	616,730	924,924	1,123,265	1,214,593	1,214,264	1,216,801
T-34	-	836	2,009	554	8,427	96,222	239,885	263,113	135,450
T-35	-	809	1,879	291	-	-	-	-	-
T-37	-	-	-	-	-	-	34	1,777	23,335
MK-4	-	-	-	-	-	6,024	3,449	-	-
LT-6	-	-	-	-	-	-	10,683 a/	-	-
TB-57	-	-	-	-	-	-	-	101	-
Communications	53,026	69,341	134,832	252,438	282,311	301,322	319,612	183,705	196,275
L-4	56	-	-	-	-	-	-	-	-
L-5	14,074	14,155	20,011	24,366	8,692	1,843	270	12	-
L-13	7,684	10,921	11,402	4,272	3,059	69	-	-	-
L-15	93	20	-	-	-	-	-	-	-
L-16	14,182	22,706	53,603	3,255	76	-	-	-	-
L-17	1	67	104	35	13	-	276	1,788	4,353
L-18	-	-	-	-	-	6	65	-	-
L-19	-	180	188	103	21,113	35,302	105,619	49,984	237
L-20	-	366	3,715	41,560	61,304	60,287	57,661	56,451	63,044
L-21	-	-	2,571	99,689	87,803	85,859	54,010	719	-
L-23	-	-	-	92	150	-	-	46	45
L-26	-	-	-	-	-	-	3,795	4,445	5,991
LC-126	3,154	2,990	1,391	786	-	-	-	-	-
LT-6	-	-	14,799	36,076	19,829	14,809	- a/	-	-
L-27	-	-	-	-	-	-	-	292	40,912
H-5	11,347	13,453	13,830	11,860	6,228	3,430	2,460	2,254	1,896
H-6	125	-	-	-	-	-	-	-	-
H-12	-	-	400	198	19	-	-	-	-
H-13	2,307	2,919	7,112	15,143	33,024	34,668	36,282	13,023	10,126
H-18	-	66	126	82	70	-	-	-	-
H-19	3	664	3,119	14,007	39,719	60,908	41,138	28,792	35,397
H-21	-	-	-	274	948	4,026	17,542	25,870	34,158
H-23	-	816	2,374	329	193	5	-	-	-
H-24	-	18	87	1	-	-	-	-	-
H-25	-	-	-	310	71	-	-	-	-
H-32	-	-	-	-	-	-	-	11	22
H-34	-	-	-	-	-	110	494	18	-
H-37	-	-	-	-	-	-	-	-	55
YH-41	-	-	-	-	-	-	-	-	18
DJINN	-	-	-	-	-	-	-	-	21
Glider	1,610	265	21	-	-	-	-	-	-
G-4	53	-	-	-	-	-	-	-	-
G-15	1,465	237	21	-	-	-	-	-	-
G-18	92	28	-	-	-	-	-	-	-
Aerial Target	691	5,874	4,823	4,504	6,655	8,128	6,157	6,157	3,897
Q-14	558	358	360	62	52	3	-	-	-
QB-17	81	4,990	4,078	3,457	4,223	5,437	4,002	4,520	3,296
QF-80	52	-	2	694	2,220	2,686	1,253	1,637	601
QT-24	-	8	1	-	-	-	-	-	-

[redacted]

[redacted]

TABLE 13 SUMMARY OF HOURS FLOWN BY USAF AIRCRAFT BY TYPE AND MODEL OF OPERATING ACTIVE AIRCRAFT — FISCAL YEARS 1950–1958 (CONTINUED)

TYPE AND MODEL	FY 1950	FY 1951	FY 1952	FY 1953	FY 1954	FY 1955	FY 1956	FY 1957	FY 1958
Aerial Target (Cont'd) . .									
QT-33	-	518	382	291	160	2	-	-	-
QB-26	-	-	-	-	-	-	22	-	-
TOTAL NON-OPERATING ACTIVE	14,978	18,522	24,730	41,876	39,556	36,378	71,655	99,912	24,822
TOTAL INACTIVE	14,115	14,942	18,554	18,394	25,725	30,591	9,985	4,410	16,397

a/ LT-6's were carried as Communication aircraft from 1952 thru 1955. During 1956, LT-6's are carried as Trainers.

Source: Operations Statistics Division, Directorate of Statistical Services, Comptroller of the Air Force.

[redacted]

[redacted]

TABLE 14 —USAF AIRCRAFT HOURS FLOWN BY COMMAND — MONTHLY — FISCAL YEAR 1958
(NOTE: This is a revised table; for comparable purposes see Table 15 SDFY 1957)

COMMAND	FISCAL YEAR 1958												
	TOTAL	JUL 1957	AUG	SEP	OCT	NOV	DEC	JAN 1958	FEB	MAR	APR	MAY	JUN
TOTAL USAF	7,809,238	738,999	709,432	640,953	676,298	580,656	576,320	619,897	575,560	662,873	677,405	701,601	649,244
Air Academy	27,656	2,146	2,348	2,470	2,329	1,995	1,673	2,173	2,244	2,446	2,461	2,804	2,567
Air Defense	796,390	72,658	71,565	63,865	59,736	53,791	61,407	62,248	60,497	71,244	73,863	75,981	69,535
Air Materiel	248,085	19,166	20,030	19,031	21,314	20,139	19,889	19,863	18,001	22,056	21,636	24,005	22,955
Air Proving Ground	22,288	4,714	4,746	4,099	4,463	4,266	a/ DEACTIVATED AS OF 30 NOVEMBER 57						
Air Research & Development	218,795	17,480	18,768	17,356	15,328	12,677	19,688	18,827	17,645	20,147	20,023	21,228	19,628
Air Training	2,123,616	241,095	230,324	186,108	201,810	154,435	135,639	160,934	139,295	155,149	172,750	181,914	164,163
Air University	93,021	5,179	6,767	5,182	8,720	7,745	7,878	8,610	8,180	8,993	9,157	8,809	7,801
Alaskan Air	60,159	5,752	5,272	4,300	5,636	3,953	3,867	4,679	4,884	5,423	5,651	5,594	5,148
Caribbean Air	16,014	1,271	1,428	1,168	1,483	1,164	1,580	1,228	1,043	1,492	1,346	1,324	1,487
Continental Air	54,183	4,766	3,432	3,753	4,508	3,605	3,795	4,203	4,603	5,118	5,309	5,643	5,448
Headquarters	204,373	13,940	13,520	13,140	17,822	16,408	14,182	17,480	15,621	18,765	21,152	22,224	19,719
Military Air Transport Service	1,030,467	93,121	95,045	90,150	88,360	80,369	84,591	80,223	73,426	87,491	85,239	86,210	86,242
Pacific Air Force	352,141	28,575	26,568	29,967	30,448	26,881	28,195	28,901	27,928	31,737	30,667	34,315	27,959
Strategic Air	1,336,177	115,888	100,732	113,095	118,261	103,771	99,484	109,425	106,292	120,850	121,581	119,227	107,571
Tactical Air	608,366	55,993	52,608	38,898	47,203	46,228	46,227	49,557	45,090	52,887	54,055	60,909	58,712
U.S. Air Force in Europe	613,758	56,996	55,511	48,236	48,534	42,991	47,948	51,297	50,519	58,649	52,104	51,020	49,953
U.S. Air Force Security Service	3,749	259	368	135	344	238	277	249	292	426	411	394	356

a/ On 1 Dec 57 Air Proving Ground Command was absorbed by Air Research & Development Command.
Source: Operations Statistics Division, Directorate of Statistical Services, Comptroller of the Air Force.

[redacted]

Safety

PART III

FLYING SAFETY

INTRODUCTION

The content of this section presents data on aircraft accidents which occurred in the United States Air Force, the Air National Guard, the Air Force Reserve, and the Navy units flying for the Military Air Transport Service during Fiscal Year 1958.

During Fiscal Year 1958, all accidents, major and minor, totalled 1,170. These accident statistics are reflected herein by command, by type and model of aircraft involved, by phase of operation in which the accident occurred, by the factors causing the accident and by the conditions affecting the accident. All rates are expressed in number of accidents per 100,000 flying hours.

DEFINITIONS

AIRCRAFT ACCIDENT:
A mishap involving one or more Air Force aircraft that occurs between the time the engine is started for the purpose of commencing flight and the time when the aircraft comes to rest with the engine(s) stopped and all personnel on board have deplaned in a normal manner, and which results in minor or substantial damage to, or destruction of, the aircraft.

MAJOR ACCIDENT:
A major accident is one in which the aircraft is destroyed or received substantial damage as defined in Paragraph 10, AFR 62-14.

MINOR ACCIDENT:
A minor accident is one in which the aircraft receives minor damage as defined in Paragraph 10, AFR 62-14.

FATAL ACCIDENT:
An accident in which damage to aircraft is sustained and death to personnel results.

FATALITY:
A death resulting from injuries or the complication arising therefrom, received in an aircraft accident. Fatalities enumerated include all persons killed and/or missing as a result of Air Force aircraft accidents. Pilot fatalities apply to USAF, ANG, AFR and MAT's Navy pilots only.

BAILMENT AND/OR LOAN:
Accidents in aircraft which are on bailment contract or on loan are included in the total number of accidents appearing in this section. However, flying time is not available for bailment/loan aircraft, and accidents in these planes have not been included in rate computations.

TABLE 15 – FLYING HOURS, NUMBER AND RATES OF MAJOR ACCIDENTS, FATAL ACCIDENTS AND FATALITIES FOR USAF INCLUDING COMPONENTS 1921 THROUGH 1958

(Includes ANG, AFR, MATS Navy Units, and Civil Air Patrol Aircraft in the USAF inventory. Rates computed on the basis of 100,000 Flying Hours)

YEAR	FLYING HOURS	MAJOR ACCIDENTS		FATAL ACCIDENTS		FATALITIES	
		Number	Rate	Number	Rate	Number	Rate
	WORLD-WIDE USAF						
Fiscal Years:							
1921	77,351	361	467	45	58	73	94
1922	65,214	330	506	24	37	44	68
1923	65,750	283	430	33	50	58	88
1924	97,834	275	281	23	24	34	35
1925	150,319	311	207	30	20	40	27
1926	158,402	334	211	27	17	43	27
1927	140,906	227	161	28	20	43	31
1928	182,903	249	136	25	14	27	15
1929	263,381	390	148	43	16	62	24
1930	325,223	468	144	37	11	52	16
1931	396,961	456	115	21	5	26	7
1932	371,254	423	114	32	9	49	13
1933	432,966	442	102	28	7	46	11
1934	374,235	412	110	35	9	54	14
1935	449,583	453	101	33	7	47	11
1936	518,749	430	83	42	8	59	11
1937	520,493	358	69	27	5	48	9
1938	598,907	375	63	38	6	62	10
1939	729,225	389	53	32	4	52	7
1940	937,922	478	51	46	5	90	10
1941	2,388,046	1,515	63	143	6	252	11
	CONTINENTAL USAF a/						
Calendar Years:							
1942	7,590,077	5,612	74	582	8	1,096	14
1943	22,335,007	15,830	71	1,840	8	4,468	20
1944	38,821,812	20,882	54	2,272	6	5,616	14
1945	26,010,715	10,801	42	1,381	5	3,783	15
	WORLD-WIDE USAF						
1946	6,217,101	3,313	53	410	7	1,220	20
1947 b/	3,541,584	1,860	53	235	7	668	19
1948	3,878,153	1,556	40	201	5	520	13
1949	4,783,678	1,855	39	274	6	689	14
1950 c/	4,427,639	1,596	36	222	5	601	14
1951	5,772,166	2,036	35	340	6	929	16
1952	7,286,631	2,216	30	365	5	1,018	14
1953	8,488,654	2,188	26	430	5	1,274	15
1954	8,628,610	2,046	23	403	5	817	9
1955	9,591,070	1,772	18	381	4	807	8
1956	9,706,496	1,516	15	324	3	749	8
1957	9,303,512	1,364	14	288	3	785	8
1958	8,527,701	1,026	12	259	3	651	8

a/ Overseas Accidents were not reported during war years.

b/ Accident data for the Air National Guard are included since 1947. This tabulation may, therefore, not necessarily agree with data published in prior years which excluded the ANG.

c/ Accidents and Flying Hours of Navy Units flying for MATS included since 1950.

Source: D/Flight Safety Research - The Inspector General.

TABLE 16 — NUMBER AND RATES OF AIRCRAFT ACCIDENTS, FATALITIES AND AIRCRAFT DESTROYED BY COMMAND — FY 58 BY QUARTER

(For USAF, ANG, AFR, MATS Navy Units, and Civil Air Patrol Aircraft in the USAF inventory. Rates are expressed in accidents per 100,000 hours.)

COMMAND	FLYING HOURS	MAJOR ACCIDENTS		FATAL ACCIDENTS		FATALITIES		AIRCRAFT DESTROYED		ALL ACCIDENTS	
		Number	Rate	Number	Rate	Number	Rate	Number	Rate	Number	Rate
TOTAL - FY 1958	8,527,701	1,026	12	259	3	651	8	581	7	1,170	13
1st Quarter	2,295,909	302	13	61	3	116	5	167	7	348	15
2nd Quarter	1,980,815	256	13	65	3	152	8	153	8	286	14
3rd Quarter	2,018,462	241	12	64	3	187	9	133	7	279	14
4th Quarter	2,232,515	227	10	69	3	196	9	128	6	257	11
AIR ACADEMY - TOTAL	27,686	3	11	1	4	2	7	1	4	4	14
1st Quarter	6,994	-	-	-	-	-	-	-	-	-	-
2nd Quarter	5,997	3	50	1	17	2	33	1	17	3	50
3rd Quarter	6,863	-	-	-	-	-	-	-	-	1	15
4th Quarter	7,832	-	-	-	-	-	-	-	-	-	-
AIR DEFENSE COMMAND - TOTAL	796,390	121	15	29	4	43	5	71	9	134	17
1st Quarter	208,088	27	13	6	3	7	3	13	6	33	16
2nd Quarter	174,934	30	17	7	4	12	7	22	13	33	19
3rd Quarter	193,989	36	19	10	5	14	7	22	11	38	20
4th Quarter	219,379	28	13	6	3	10	5	14	6	30	14
AIR MATERIEL COMMAND - TOTAL	248,085	32	6	3	1	6	2	11	2	39	8
1st Quarter	58,227	4	3	1	2	4	7	2	2	7	9
2nd Quarter	61,342	9	5	1	2	1	2	3	3	9	5
3rd Quarter	59,920	10	8	-	-	-	-	2	2	10	8
4th Quarter	68,596	9	6	1	-	1	-	4	1	13	9
AIR RESEARCH & DEVELOPMENT - TOTAL a/	240,643	35	15	12	5	19	8	21	9	48	20
1st Quarter	67,163	7	10	1	1	3	4	2	3	9	13
2nd Quarter	56,422	13	23	4	7	5	9	9	16	15	27
3rd Quarter	56,179	10	18	5	9	9	16	7	12	14	25
4th Quarter	60,879	5	8	2	3	2	3	3	5	10	16
AIR TRAINING COMMAND - TOTAL	2,123,616	259	12	54	3	126	6	122	6	306	14
1st Quarter	657,527	93	14	20	3	26	4	52	8	108	16
2nd Quarter	491,884	60	12	10	2	19	4	29	6	70	14
3rd Quarter	455,378	55	12	14	3	17	4	23	5	68	15
4th Quarter	518,827	51	10	10	2	64	12	18	3	60	12
AIR UNIVERSITY - TOTAL	93,021	6	6	1	1	1	1	3	3	6	6
1st Quarter	17,128	1	6	-	-	-	-	1	6	1	6
2nd Quarter	24,343	2	8	-	-	-	-	1	4	2	8
3rd Quarter	25,783	3	12	1	4	1	4	1	4	3	12
4th Quarter	25,767	-	-	-	-	-	-	-	-	-	-
ALASKAN AIR COMMAND - TOTAL	60,151	14	23	4	7	11	18	9	15	17	28
1st Quarter	15,324	7	46	1	7	2	13	4	26	8	52
2nd Quarter	13,456	2	15	1	7	6	45	2	15	4	30
3rd Quarter	14,978	2	13	-	-	-	-	1	7	2	13
4th Quarter	16,393	3	18	2	12	3	18	2	12	3	18
CARIBBEAN AIR COMMAND - TOTAL	16,014	1	6	-	-	-	-	-	-	1	6
1st Quarter	3,867	-	-	-	-	-	-	-	-	-	-
2nd Quarter	4,227	1	24	-	-	-	-	-	-	1	24
3rd Quarter	3,763	-	-	-	-	-	-	-	-	-	-
4th Quarter	4,157	-	-	-	-	-	-	-	-	-	-
CONTINENTAL AIR COMMAND - TOTAL	261,511	13	5	-	-	-	-	3	1	16	6
1st Quarter	71,194	6	8	-	-	-	-	2	3	6	8
2nd Quarter	57,981	3	5	-	-	-	-	-	-	3	5
3rd Quarter	63,767	3	5	-	-	-	-	1	2	6	9
4th Quarter	68,569	1	1	-	-	-	-	-	-	1	1
HEADQUARTERS COMMAND - TOTAL	203,989	14	7	2	1	5	2	4	2	15	7
1st Quarter	40,616	1	2	-	-	-	-	-	-	1	2
2nd Quarter	48,575	6	12	1	2	3	6	1	2	6	12
3rd Quarter	51,858	5	10	1	2	2	4	2	4	6	12
4th Quarter	62,940	2	3	-	-	-	-	1	2	2	3
MILITARY AIR TRANSPORT SERVICE - TOTAL	1,102,857	32	3	10	1	81	7	15	1	37	3
1st Quarter	294,834	8	3	2	1	2	1	4	1	10	3
2nd Quarter	270,845	7	3	1	*b/	3	1	3	1	8	3
3rd Quarter	259,473	6	2	3	1	58	22	4	2	8	3
4th Quarter	277,705	11	4	4	1	18	6	4	1	11	4

[redacted]

TABLE 16 – NUMBER AND RATES OF AIRCRAFT ACCIDENTS, FATALITIES AND AIRCRAFT DESTROYED BY COMMAND – FY 58 BY QUARTER (CONT)

COMMAND	FLYING HOURS	MAJOR ACCIDENTS		FATAL ACCIDENTS		FATALITIES		AIRCRAFT DESTROYED		ALL ACCIDENTS	
		Number	Rate	Number	Rate	Number	Rate	Number	Rate	Number	Rate
PACIFIC AIR FORCES - TOTAL	352,141	68	19	18	5	41	12	46	13	80	23
1st Quarter	85,110	24	28	5	6	20	23	14	16	28	33
2nd Quarter	85,524	15	18	4	5	10	12	12	14	15	18
3rd Quarter	88,566	13	15	5	6	6	7	9	10	18	20
4th Quarter	92,941	16	17	4	4	5	5	11	12	19	20
STRATEGIC AIR COMMAND - TOTAL	1,336,219	69	5	36	3	153	11	46	3	72	5
1st Quarter	329,757	15	5	8	2	26	8	9	3	16	5
2nd Quarter	321,516	21	7	10	3	50	16	14	4	22	7
3rd Quarter	336,567	21	6	10	3	42	12	15	4	22	7
4th Quarter	348,379	12	3	8	2	35	10	8	2	12	3
TACTICAL AIR COMMAND - TOTAL	608,366	122	20	26	4	39	6	79	13	135	22
1st Quarter	147,499	40	27	5	3	7	5	25	17	45	31
2nd Quarter	139,657	27	19	7	5	9	6	17	12	31	22
3rd Quarter	147,534	29	20	5	3	9	6	16	11	31	21
4th Quarter	173,676	26	15	9	5	14	8	21	12	28	16
U.S. AIR FORCES IN EUROPE - TOTAL	613,758	125	20	33	5	75	12	85	14	135	22
1st Quarter	160,743	36	22	6	4	9	6	21	13	39	24
2nd Quarter	139,473	36	26	10	7	21	15	26	19	38	27
3rd Quarter	160,465	26	16	6	4	25	16	17	11	30	19
4th Quarter	153,077	27	18	11	7	20	13	21	14	28	18
MISCELLANEOUS [c] TOTAL	7,486	-	-	-	-	-	-	-	-	-	-
1st Quarter	1,485	-	-	-	-	-	-	-	-	-	-
2nd Quarter	1,282	-	-	-	-	-	-	-	-	-	-
3rd Quarter	1,484	-	-	-	-	-	-	-	-	-	-
4th Quarter	3,235	-	-	-	-	-	-	-	-	-	-
AIR NATIONAL GUARD - TOTAL	435,768	94	22	25	6	44	10	56	13	105	24
1st Quarter	130,353	24	18	5	4	9	7	15	12	28	21
2nd Quarter	83,357	19	23	7	8	10	12	11	13	23	28
3rd Quarter	91,895	18	20	3	3	3	3	11	12	18	20
4th Quarter	130,163	33	25	10	8	22	17	19	15	36	28
USAF-AT-LARGE - TOTAL [d]	-	18	-	5	-	5	-	9	-	20	-
1st Quarter	-	9	-	1	-	1	-	3	-	9	-
2nd Quarter	-	2	-	1	-	1	-	2	-	3	-
3rd Quarter	-	4	-	1	-	1	-	2	-	4	-
4th Quarter	-	3	-	2	-	2	-	2	-	4	-

[a] ARDC absorbed the Air Proving Ground Command in December 1957. APG data are included in ARDC throughout.
[b] *Less than .5
[c] USAF Security Service and hours flown by USAF crew delivering aircraft to overseas MAP recipients.
[d] For statistical purposes accidents during ferrying in aircraft possessed by one command but operated by another are not charged to a specific command, but are included in the USAF totals.

Source: D/Flight Safety Research - The Inspector General

[redacted]

TABLE 17 — NUMBER AND RATES OF AIRCRAFT ACCIDENTS, FATALITIES AND AIRCRAFT DESTROYED BY TYPE AND MODEL — FY 58 BY QUARTER

(For USAF, ANG, AFR, MATS Navy Units, and Civil Air Patrol Aircraft in the USAF inventory. Rates are expressed in accidents per 100,000 hours).

TYPE AND MODEL	FLYING HOURS	MAJOR ACCIDENTS		FATAL ACCIDENTS		FATALITIES		AIRCRAFT DESTROYED		ALL ACCIDENTS	
		Number	Rate	Number	Rate	Number	Rate	Number	Rate	Number	Rate
TOTAL FY 1958	8,527,701	1,026	12	259	3	651	8	581	7	1,170	13
FIRST QUARTER-- TOTAL	2,295,909	302	13	61	3	116	5	167	7	348	15
BOMBER - TOTAL	442,787	30	7	10	2	29	7	15	3	34	8
Jet - (Sub Total)	205,104	17	8	8	4	21	10	11	5	20	10
B-45	2,967	1	34	1	34	3	101	1	34	1	34
B-47	159,357	8	5	5	3	15	9	6	4	9	6
B-52	16,677	-	-	-	-	-	-	-	-	-	-
B-57	21,192	2	1	5	2	9	2	2	9	4	19
B-66	7,911	6	76	1	13	1	13	2	25	6	76
Non-Jet - (Sub Total)	234,683	13	6	2	1	8	3	4	2	14	6
B-17	2,587	1	39	-	-	-	-	-	-	1	39
B-25	167,425	5	3	1	1	4	2	1	1	6	4
B-26	18,798	5	27	1	5	4	21	2	11	5	27
B-29	5,706	-	-	-	-	-	-	-	-	-	-
B-36	14,076	-	-	-	-	-	-	-	-	-	-
B-50	26,091	2	8	-	-	-	-	1	4	2	8
CARGO - TOTAL	681,686	15	2	3	a/	26	4	8	1	17	2
Jet - (Sub Total)	1,524	-	-	-	-	-	-	-	-	-	-
C-135	1,524	-	-	-	-	-	-	-	-	-	-
Turboprop - (Sub Total)	7,153	-	-	-	-	-	-	-	-	-	-
YC-97J	4	-	-	-	-	-	-	-	-	-	-
YC-121F	184	-	-	-	-	-	-	-	-	-	-
YC-130/C-130A	6,726	-	-	-	-	-	-	-	-	-	-
YC-131C	1	-	-	-	-	-	-	-	-	-	-
C-133A	238	-	-	-	-	-	-	-	-	-	-
Reciprocating - (Sub Total)	673,009	15	2	3	a/	26	4	8	1	17	3
C-46	21,581	2	9	-	-	-	-	1	5	3	14
C-47/53(C-117)	196,302	3	2	1	1	16	8	1	1	3	2
C-54	67,597	-	-	-	-	-	-	-	-	1	1
C-97	91,957	3	3	1	1	5	5	1	1	3	3
C-118 (R6D)	40,348	-	-	-	-	-	-	-	-	-	-
C-119	76,826	4	5	-	-	-	-	3	4	4	5
C-121 (R7V)	49,935	-	-	-	-	-	-	-	-	-	-
C-123	20,047	-	-	-	-	-	-	-	-	-	-
C-124	91,105	3	3	1	1	5	5	2	2	3	3
C-131	17,307	-	-	-	-	-	-	-	-	-	-
C-134	4	-	-	-	-	-	-	-	-	-	-
FIGHTER (ALL JET) - TOTAL	421,052	167	39	30	7	34	8	108	25	190	45
F-80	21,357	4	19	-	-	-	-	4	19	4	19
F-84F/X	64,311	33	51	4	6	4	6	24	37	36	56
F-84 (other)	15,219	7	46	1	7	2	13	6	39	7	46
F-86D/L	99,645	26	26	9	9	9	9	17	17	28	28
F-86H	12,010	2	17	-	-	-	-	1	8	2	17
F-86 (other)	51,272	12	23	2	4	2	4	7	14	16	31
F-89	38,844	9	23	3	8	4	10	8	21	14	36
F-94C	11,769	3	25	-	-	-	-	-	-	4	34
F-94 (other)	14,349	2	14	1	7	1	7	1	7	2	14
F-100F	1,730	-	-	-	-	-	-	-	-	-	-
F-100 (other)	71,575	57	80	9	13	11	15	35	49	62	87
F-101	2,423	2	83	-	-	-	-	-	-	2	83
F-102	16,068	8	50	1	6	1	6	4	25	11	68
F-104	480	2	-	-	-	-	-	1	-	2	-
TRAINER - TOTAL	686,048	77	11	17	2	26	4	32	5	93	14
Jet - (Sub Total)	344,086	62	18	14	4	23	7	27	8	74	22
T-33	342,336	62	18	14	4	23	7	27	8	74	22
T-37	1,750	-	-	-	-	-	-	-	-	-	-
Non-Jet - (Sub Total)	341,962	15	4	3	1	3	1	5	1	19	6
T-6	124	-	-	-	-	-	-	-	-	-	-
T-28	149,394	4	3	2	1	2	1	3	2	6	4
T-29	56,074	2	4	-	-	-	-	-	-	3	5
T-34	42,129	2	5	-	-	-	-	2	5	3	7
C-45	94,241	7	7	1	1	1	1	-	-	7	7
LIAISON - TOTAL	23,724	6	25	1	4	1	4	-	-	6	25
L-17	295	-	-	-	-	-	-	-	-	-	-
L-19	88	-	-	-	-	-	-	-	-	-	-
L-20	15,567	3	19	1	6	1	6	-	-	3	19
L-23	47	-	-	-	-	-	-	-	-	-	-
L-26	1,592	-	-	-	-	-	-	-	-	-	-
L-27	6,135	3	49	-	-	-	-	-	-	3	49

[redacted]

TABLE 17 — NUMBER AND RATES OF AIRCRAFT ACCIDENTS, FATALITIES AND AIRCRAFT DESTROYED BY TYPE AND MODEL — FY 58 BY QUARTER (CONT)

TYPE AND MODEL	FLYING HOURS	MAJOR ACCIDENTS		FATAL ACCIDENTS		FATALITIES		AIRCRAFT DESTROYED		ALL ACCIDENTS	
		Number	Rate	Number	Rate	Number	Rate	Number	Rate	Number	Rate
FIRST QUARTER - (CONT'D)											
HELICOPTER - TOTAL	26,701	6	22	-	-	-	-	4	15	7	26
Turbo Rotor - (Sub Total)	1	-	-	-	-	-	-	-	-	-	-
YH-32	1	-	-	-	-	-	-	-	-	-	-
Reciprocating-(Sub Total)	26,700	6	22	-	-	-	-	4	15	7	26
H-5	544	-	-	-	-	-	-	-	-	-	-
H-13	3,138	1	32	-	-	-	-	1	32	1	32
H-19	13,250	3	23	-	-	-	-	2	15	4	30
H-21	9,749	2	21	-	-	-	-	1	10	2	21
H-37	19	-	-	-	-	-	-	-	-	-	-
MISCELLANEOUS - TOTAL	13,911	1	7	-	-	-	-	-	-	1	7
A-16	13,876	1	7	-	-	-	-	-	-	1	7
P-2V5	5	-	-	-	-	-	-	-	-	-	-
S-2	30	-	-	-	-	-	-	-	-	-	-
SECOND QUARTER - TOTAL	1,980,815	256	13	65	3	152	8	153	8	286	14
BOMBER - TOTAL	372,297	27	7	12	3	43	12	14	4	32	8
Jet - (Sub Total)	202,790	19	8	11	5	37	18	13	6	24	11
B-45	2,093	-	-	-	-	-	-	-	-	-	-
B-47	150,199	10	7	7	5	23	15	8	5	11	7
B-52	21,504	4	9	1	5	8	37	2	9	4	9
B-57	19,150	4	21	2	10	3	16	2	10	6	31
B-66	9,844	1	10	1	10	3	30	1	10	3	30
Non-Jet - (Sub Total)	169,507	8	5	1	1	6	4	1	1	8	5
B-17	2,907	-	-	-	-	-	-	-	-	-	-
B-25	111,155	4	4	-	-	-	-	-	-	4	4
B-26	12,248	-	-	-	-	-	-	-	-	-	-
B-29	3,778	1	26	1	26	6	159	1	26	1	26
B-36	10,537	-	-	-	-	-	-	-	-	-	-
B-50	28,882	3	10	-	-	-	-	-	-	3	10
CARGO - TOTAL	650,846	22	3	7	1	41	6	11	2	23	4
Jet - (Sub Total)	2,617	-	-	-	-	-	-	-	-	-	-
C-135	2,617	-	-	-	-	-	-	-	-	-	-
Turboprop - (Sub Total)	10,256	-	-	-	-	-	-	-	-	-	-
YC-97J	1	-	-	-	-	-	-	-	-	-	-
YC-121F	167	-	-	-	-	-	-	-	-	-	-
YC-130/C-130A	9,408	-	-	-	-	-	-	-	-	-	-
C-133A	680	-	-	-	-	-	-	-	-	-	-
Reciprocating-(Sub Total)	637,973	22	3	7	1	41	6	11	2	23	4
C-46	15,947	-	-	-	-	-	-	-	-	-	-
C-47/53(C-117)	179,306	12	7	4	2	18	10	8	4	12	7
C-54	62,190	1	2	-	-	-	-	-	-	1	2
C-97	91,474	3	3	1	1	16	17	1	1	3	3
C-118 (R6D)	42,471	-	-	-	-	-	-	-	-	-	-
C-119	65,490	4	6	1	2	4	6	1	2	4	6
C-121 (R7V)	43,830	-	-	-	-	-	-	-	-	-	-
C-123	19,660	-	-	-	-	-	-	-	-	-	-
C-124	99,717	2	2	1	1	3	3	1	1	3	3
C-131	17,883	-	-	-	-	-	-	-	-	-	-
C-134	5	-	-	-	-	-	-	-	-	-	-
FIGHTER(ALL JET)-TOTAL	345,170	118	33	29	8	39	11	82	23	132	37
F-80	10,680	1	9	-	-	-	-	1	9	2	19
F-84F/K	49,338	21	43	5	10	6	12	16	32	23	47
F-84 (Other)	5,687	2	35	1	18	-	-	1	18	2	35
F-86D/L	84,357	15	18	3	4	3	4	10	12	16	19
F-86H	9,321	7	64	-	-	-	-	6	54	8	75
F-86 (other)	34,079	7	21	1	3	1	3	5	15	8	23
F-89	29,151	5	17	4	14	7	24	4	14	6	21
F-94C	9,186	2	22	1	11	1	11	1	11	2	22
F-94 (other)	7,550	3	40	1	13	1	13	2	26	3	40
F-100F	4,359	5	92	1	23	2	46	4	92	5	92
F-100 (other)	74,653	35	47	12	16	18	24	25	33	38	51
F-101	4,996	5	60	-	-	-	-	1	20	5	60
F-102	20,916	9	43	-	-	-	-	6	29	13	62
F-104	897	1	111	-	-	-	-	-	-	1	111
TRAINER - TOTAL	550,661	80	15	17	3	27	5	39	7	89	16
Jet - (Sub Total)	298,297	61	20	14	5	22	7	32	11	70	23
T-33	294,478	61	21	14	5	22	7	32	11	70	24
T-37	3,819	-	-	-	-	-	-	-	-	-	-

[redacted]

TABLE 17 — NUMBER AND RATES OF AIRCRAFT ACCIDENTS, FATALITIES AND AIRCRAFT DESTROYED BY TYPE AND MODEL — FY 58 BY QUARTER (CONT)

TYPE AND MODEL	FLYING HOURS	MAJOR ACCIDENTS		FATAL ACCIDENTS		FATALITIES		AIRCRAFT DESTROYED		ALL ACCIDENTS	
		Number	Rate	Number	Rate	Number	Rate	Number	Rate	Number	Rate
SECOND QUARTER - (CONT'D)											
TRAINER (CONT'D)											
Non-Jet - (Sub Total)	252,364	19	8	3	1	5	2	7	3	19	8
T-6	20	-	-	-	-	-	-	-	-	-	-
T-28	96,065	12	12	3	3	5	5	6	6	12	12
T-29	47,295	1	2	-	-	-	-	-	-	1	2
T-34	31,946	-	-	-	-	-	-	-	-	-	-
C-45	77,038	6	8	-	-	-	-	1	1	6	8
LIAISON - TOTAL	24,785	3	12	-	-	-	-	2	8	3	12
L-17	1,441	1	69	-	-	-	-	1	69	1	69
L-19	44	-	-	-	-	-	-	-	-	-	-
L-20	13,364	1	7	-	-	-	-	1	7	1	7
L-26	1,180	-	-	-	-	-	-	-	-	-	-
L-27	8,756	1	11	-	-	-	-	-	-	1	11
HELICOPTER - TOTAL	24,514	4	16	-	-	-	-	3	12	5	20
Turbo Rotor (Sub Total)	7	-	-	-	-	-	-	-	-	-	-
YH-32	7	-	-	-	-	-	-	-	-	-	-
Reciprocating (Sub Total)	24,507	4	16	-	-	-	-	3	12	5	20
H-5	437	-	-	-	-	-	-	-	-	-	-
H-13	2,591	1	39	-	-	-	-	1	39	1	39
H-19	12,556	1	8	-	-	-	-	1	8	2	16
H-21	8,895	2	22	-	-	-	-	1	11	2	22
H-37	23	-	-	-	-	-	-	-	-	-	-
H-41	5	-	-	-	-	-	-	-	-	-	-
MISCELLANEOUS - TOTAL	12,542	2	16	-	-	2	16	2	16	2	16
A-16	12,433	2	16	-	-	2	16	2	16	2	16
P-2V5	109	-	-	-	-	-	-	-	-	-	-
THIRD QUARTER - TOTAL	2,018,462	241	12	64	3	187	9	133	7	279	14
BOMBER - TOTAL	348,922	28	8	14	4	44	13	19	5	32	8
Jet - (Sub Total)	211,956	21	9	9	4	27	13	13	6	23	10
B-45	2,609	-	-	-	-	-	-	-	-	1	38
B-47	157,834	11	7	7	4	20	13	9	6	11	7
B-52	20,085	3	10	1	5	5	25	1	5	3	10
B-57	21,139	5	19	1	5	2	9	3	14	5	19
B-58	16	-	-	-	-	-	-	-	-	-	-
B-66	10,273	2	19	-	-	-	-	-	-	3	29
Non-Jet - (Sub Total)	136,966	7	4	5	4	17	12	6	4	9	6
B-17	1,860	-	-	-	-	-	-	-	-	-	-
B-25	82,213	3	4	2	2	4	5	2	2	3	4
B-26	11,525	3	17	2	17	3	26	3	26	3	17
B-29	4,183	-	-	-	-	-	-	-	-	1	24
B-36	10,756	-	-	-	-	-	-	-	-	-	-
B-50	26,429	1	4	1	4	10	38	1	4	2	8
CARGO - TOTAL	676,389	27	4	5	1	83	12	13	2	32	5
Jet - (Sub Total)	5,003	-	-	-	-	-	-	-	-	-	-
C-135	5,003	-	-	-	-	-	-	-	-	-	-
Turboprop - (Sub Total)	14,938	-	-	-	-	-	-	-	-	-	-
YC-97J	30	-	-	-	-	-	-	-	-	-	-
YC-121F	304	-	-	-	-	-	-	-	-	-	-
YC-130/C-130A	12,867	-	-	-	-	-	-	-	-	-	-
C-133A	1,737	-	-	-	-	-	-	-	-	-	-
Reciprocating-(Sub Total)	656,448	27	4	5	1	83	13	13	2	32	5
C-46	14,518	1	7	-	-	-	-	-	-	1	7
C-47/53(C-117)	196,099	9	5	1	1	16	8	3	2	9	5
C-54	60,424	1	2	-	-	-	-	-	-	1	2
C-97	93,927	5	5	2	2	8	9	3	3	6	6
C-118 (R6D)	42,010	1	2	1	2	41	98	1	2	1	2
C-119	64,370	4	6	1	2	3	5	2	3	7	11
C-121 (R7V)	51,779	1	2	-	-	-	-	1	2	1	2
C-123	26,010	2	8	-	-	-	-	1	4	3	12
C-124	89,721	2	2	-	-	15	17	1	1	2	2
C-131	17,588	1	6	-	-	-	-	1	6	1	6
C-134	2	-	-	-	-	-	-	-	-	-	-
FIGHTER(ALL JET)-TOTAL	375,301	116	31	26	7	32	9	66	17	132	35
F-80	9,293	2	22	2	22	2	22	2	22	3	32
F-84F/K	46,700	14	30	4	9	4	9	6	13	14	30
F-84 (Other)	5,306	3	57	2	38	3	57	4	76	3	57
F-86D/L	87,586	20	23	4	5	4	5	13	15	25	29

[redacted]

TABLE 17 — NUMBER AND RATES OF AIRCRAFT ACCIDENTS, FATALITIES AND AIRCRAFT DESTROYED BY TYPE AND MODEL — FY 58 BY QUARTER (CONT)

TYPE AND MODEL	FLYING HOURS	MAJOR ACCIDENTS		FATAL ACCIDENTS		FATALITIES		AIRCRAFT DESTROYED		ALL ACCIDENTS	
		Number	Rate	Number	Rate	Number	Rate	Number	Rate	Number	Rate
THIRD QUARTER (CONT'D)											
FIGHTER (CONT'D)											
F-86H	10,104	2	20	-	-	-	-	1	10	2	20
F-86 (other)	33,784	10	30	4	12	4	12	9	27	13	38
F-89	36,797	6	16	1	3	2	5	2	5	6	16
F-94C	7,567	2	26	1	13	2	26	1	13	2	26
F-94 (other)	4,033	1	25	-	-	-	-	1	25	1	25
F-100F	11,669	2	17	-	-	-	-	1	9	2	17
F-100 (other)	92,922	41	44	6	6	9	10	20	22	46	50
F-101	2,683	-	-	-	-	-	-	-	-	-	-
F-102	25,663	10	39	1	4	1	4	4	16	12	47
F-104	1,157	2	86	1	86	1	86	2	86	2	86
F-105	37	-	-	-	-	-	-	-	-	-	-
U-2	1	-	-	-	-	-	-	-	-	1	-
TRAINER - TOTAL	550,321	59	11	18	3	24	4	31	6	72	13
Jet - (Sub Total)	311,057	41	13	14	5	19	6	25	8	52	16
T-33	304,639	40	13	14	5	19	6	25	8	51	17
T-37	6,418	1	-	-	-	-	-	-	-	1	-
Non-Jet (Sub Total)	239,264	18	8	4	2	5	2	6	3	20	8
T-28	66,201	10	12	3	3	3	3	5	6	11	13
T-29	44,775	-	-	-	-	-	-	-	-	-	-
T-34	27,786	1	4	-	-	-	-	-	-	2	7
C-45	80,502	7	9	1	1	2	2	1	1	7	9
LIAISON - TOTAL	29,324	7	24	1	3	4	14	3	10	7	24
L-17	1,509	1	66	-	-	-	-	-	-	1	66
L-19	147	-	-	-	-	-	-	-	-	-	-
L-20	14,821	4	27	1	7	4	27	2	13	4	27
L-26	1,399	-	-	-	-	-	-	-	-	-	-
L-27	11,448	2	17	-	-	-	-	1	9	2	17
HELICOPTER - TOTAL	25,389	4	16	-	-	-	-	1	4	4	16
Turbo Rotor (Sub Total)	16	-	-	-	-	-	-	-	-	-	-
YH-32	16	-	-	-	-	-	-	-	-	-	-
Reciprocating - (Sub Total)	25,373	4	16	-	-	-	-	1	4	4	16
H-5	430	-	-	-	-	-	-	-	-	-	-
H-13	2,046	-	-	-	-	-	-	-	-	-	-
H-19	13,439	3	22	-	-	-	-	1	7	3	22
H-21	9,433	1	11	-	-	-	-	-	-	1	11
H-37	1	-	-	-	-	-	-	-	-	-	-
H-41	24	-	-	-	-	-	-	-	-	-	-
MISCELLANEOUS - TOTAL	12,816	-	-	-	-	-	-	-	-	-	-
A-16	12,760	-	-	-	-	-	-	-	-	-	-
P-2V5	56	-	-	-	-	-	-	-	-	-	-
FOURTH QUARTER - TOTAL	2,232,515	227	10	69	3	196	9	128	6	257	11
BOMBER - TOTAL	339,617	21	6	12	4	35	10	14	4	23	6
Jet - (Sub Total)	208,109	15	7	10	5	29	14	12	6	17	8
B-45	1,380	1	72	1	72	1	72	1	72	1	72
B-47	141,349	6	4	5	4	18	13	6	4	6	4
B-52	30,748	1	3	-	-	-	-	-	-	1	3
B-57	22,213	5	23	3	14	7	32	4	18	5	23
B-58	13	1	-	-	-	-	-	-	-	2	b/
B-66	12,406	1	8	1	8	3	24	1	8	2	16
Non-Jet - (Sub Total)	131,508	6	5	2	2	6	5	2	2	6	5
B-17	1,952	-	-	-	-	-	-	-	-	-	-
B-25	75,814	4	5	2	3	6	8	2	3	4	5
B-26	11,111	1	9	-	-	-	-	-	-	1	9
B-29	5,137	-	-	-	-	-	-	-	-	-	-
B-36	8,054	-	-	-	-	-	-	-	-	-	-
B-50	29,440	1	3	-	-	-	-	-	-	1	3
CARGO - TOTAL	734,235	17	2	5	1	33	4	7	1	18	2
Jet - (Sub Total)	9,735	1	10	1	10	15	154	1	10	1	10
C-135	9,735	1	10	1	10	15	154	1	10	1	10
Turboprop - (Sub Total)	20,016	3	15	1	5	4	20	1	5	3	15
YC-97J	172	-	-	-	-	-	-	-	-	-	-
YC-121F	370	-	-	-	-	-	-	-	-	-	-
YC-130/C-130A	18,461	1	5	-	-	-	-	-	-	1	5
C-133A	1,013	2	197	1	99	4	395	1	99	2	197

[redacted]

[redacted]

TABLE 17 — NUMBER AND RATES OF AIRCRAFT ACCIDENTS, FATALITIES AND AIRCRAFT DESTROYED BY TYPE AND MODEL — FY 58 BY QUARTER (CONT)

TYPE AND MODEL	FLYING HOURS	MAJOR ACCIDENTS		FATAL ACCIDENTS		FATALITIES		AIRCRAFT DESTROYED		ALL ACCIDENTS	
		Number	Rate	Number	Rate	Number	Rate	Number	Rate	Number	Rate
FOURTH QUARTER (CONT'D)											
Reciprocating (Sub Total)	704,484	13	2	3	a/	14	2	5	1	14	2
C-46	4,904	1	20	-	-	-	-	-	-	1	20
C-47/53(C-117)	215,330	4	2	1	a/	3	1	2	1	4	2
C-54	56,836	-	-	-	-	-	-	-	-	-	-
C-97	96,793	1	1	-	-	-	-	-	-	1	1
C-118(R6D)	47,352	3	6	-	-	-	-	-	-	3	6
C-119	69,293	2	3	-	-	-	-	1	1	2	3
C-121 (R7V)	56,411	1	2	1	2	5	9	1	2	1	2
C-123	33,443	-	-	-	-	-	-	-	-	-	-
C-124	103,268	1	1	1	1	6	6	1	1	2	2
C-131	20,852	-	-	-	-	-	-	-	-	-	-
C-134	2	-	-	-	-	-	-	-	-	-	-
FIGHTER(ALL JET)-TOTAL	426,761	122	28	35	8	40	9	80	18	138	31
F-80	7,373	-	-	-	-	-	-	-	-	-	-
F-84F/K	52,508	17	32	5	10	5	10	10	19	20	38
F-84 (other)	4,885	1	20	-	-	-	-	1	20	1	20
F-86D/L	98,175	24	23	6	6	6	6	18	17	28	28
F-86H	12,960	4	31	1	8	1	8	3	23	5	39
F-86 (other)	29,757	5	17	1	3	1	3	3	10	6	20
F-89	43,999	7	16	2	5	3	7	2	5	8	18
F-94C	7,138	3	42	1	14	2	28	1	14	3	42
F-94 (other)	2,961	-	-	-	-	-	-	-	-	-	-
F-100F	17,036	13	76	3	18	7	41	9	53	13	76
F-100 (other)	103,266	33	32	11	11	10	10	24	23	35	34
F-101	9,490	2	21	-	-	-	-	1	11	3	32
F-102	35,358	10	28	4	11	4	11	6	17	12	28
F-104	1,757	2	57	1	-	1	-	1	-	2	57
F-105	60	1	-	-	-	-	-	1	-	1	-
F-106	38	-	-	-	-	-	-	-	-	-	-
U-2	-	-	-	-	-	-	-	-	-	1	-
TRAINER - TOTAL	649,517	50	8	15	2	25	4	23	4	60	9
Jet - (Sub Total)	356,581	42	11	13	4	22	6	20	6	50	14
T-33	345,230	41	12	13	4	22	6	20	6	49	14
T-37	11,351	1	9	-	-	-	-	-	-	1	9
Non-Jet (Sub Total)	292,936	8	3	2	1	3	1	3	1	10	3
T-28	105,935	3	3	-	-	-	-	-	-	3	3
T-29	56,365	-	-	-	-	-	-	-	-	1	2
T-34	33,641	2	6	2	6	3	9	2	6	2	6
C-45	96,995	3	3	-	-	-	-	1	1	4	4
LIAISON - TOTAL	37,082	6	16	-	-	-	-	1	3	6	16
L-17	1,117	-	-	-	-	-	-	-	-	-	-
L-19	82	-	-	-	-	-	-	-	-	-	-
L-20	19,486	3	15	-	-	-	-	1	5	3	15
L-26	1,820	-	-	-	-	-	-	-	-	-	-
L-27	14,577	3	21	-	-	-	-	-	-	3	21
HELICOPTER - TOTAL	29,083	11	38	2	7	4	14	3	10	12	41
H-5	498	1	201	-	-	-	-	1	201	1	201
H-13	2,391	1	42	-	-	-	-	-	-	1	42
H-19	15,061	4	27	1	7	1	7	1	7	4	27
H-21	11,085	5	45	1	9	3	27	1	9	6	54
H-37	24	-	-	-	-	-	-	-	-	-	-
H-41	3	-	-	-	-	-	-	-	-	-	-
D'Jinn	21	-	-	-	-	-	-	-	-	-	-
MISCELLANEOUS - TOTAL	16,220	-	-	-	-	-	-	-	-	-	-
A-16	16,154	-	-	-	-	-	-	-	-	-	-
P-2V5	66	-	-	-	-	-	-	-	-	-	-
NON-USAF - TOTAL	-	-	-	-	-	59	-	3 c/	-	-	-

a/ Rate less than .5
b/ Rate computation not meaningful.
c/ Shown but not included in totals.

Source: D/Flight Safety Research - The Inspector General

[redacted]

[redacted]

TABLE 18 — USAF AIRCRAFT BAILMENT/LOAN ACCIDENTS, BY TYPE AND MODEL, FY 1958 BY QUARTER

(Accidents in aircraft on bailment contract or on loan are included in the total number of accidents. However, accidents in these aircraft have not been included in rate computations since their flying time is not available.)

COMMAND BY TYPE AND MODEL	MAJOR ACCIDENTS	FATAL ACCIDENTS	FATALITIES	AIRCRAFT DESTROYED	ALL ACCIDENTS
TOTAL - FY 1958	18	1	1	6	20
1st Quarter	2	-	-	1	2
F-104	2	-	-	1	2
2nd Quarter	6	-	-	1	6
B-52	2	-	-	1	2
F-86H	1	-	-	-	1
F-100F	1	-	-	-	1
F-101	2	-	-	-	2
3rd Quarter	5	-	-	1	5
B-52	1	-	-	-	1
B-57	1	-	-	-	1
B-26	1	-	-	-	1
F-104	1	-	-	1	1
T-37	1	-	-	-	1
4th Quarter	5	1	1	3	7
B-58	1	-	-	-	1
F-86D	1	-	-	1	1
F-102	-	-	-	-	2
F-104	1	1	1	1	1
F-105	1	-	-	1	1
T-33	1	-	-	-	1

Source: D/Flight Safety Research - The Inspector General.

[redacted]

TABLE 19 — CAUSING FACTORS OF MAJOR AIRCRAFT ACCIDENTS — FISCAL YEAR 1958 BY QUARTER

(Includes USAF, ANG, AFR, MATS Navy Units and CAP Aircraft in the USAF Inventory)

TYPE AND MODEL	TOTAL MAJOR ACCIDENTS	CAUSING FACTORS a/											
		PILOT ERROR		SUPERVISORY PERSONNEL		MAINTENANCE PERSONNEL		MATERIEL FAILURE		AIRBASE & AIRWAYS		OTHER b/	
		ALL	PRI	ALL	PRI	ALL	PRI	ALL	PRI	ALL	PRI	ALL	PRI
TOTAL - FY 1958	1,026	610	421	273	68	83	43	433	310	129	11	407	173
FIRST QUARTER - TOTAL	302	208	133	84	22	22	12	130	86	33	3	108	46
BOMBER - TOTAL	30	24	15	16	3	3	1	16	7	4	-	16	4
JET - (Sub Total)	17	16	9	10	2	1	1	9	2	4	-	12	3
B-45	1	-	-	-	-	-	-	-	1	1	-	1	-
B-47	8	6	3	8	2	1	1	3	-	2	-	6	2
B-57	2	2	1	1	-	-	-	-	-	-	-	2	1
B-66	6	8	5	1	-	-	-	5	1	2	-	3	1
Non-Jet - (Sub Total)	13	8	6	6	1	2	-	7	5	-	-	4	1
B-17	1	-	-	-	-	-	-	1	1	-	-	1	1
B-25	5	7	5	2	-	-	1	-	-	-	-	1	-
B-26	5	1	1	2	1	2	-	3	2	-	-	2	1
B-50	2	-	-	2	-	-	-	2	2	-	-	1	-
CARGO - TOTAL	15	17	9	8	1	4	1	7	3	3	1	11	-
Reciprocating	15	17	9	8	1	4	1	7	3	3	1	11	-
C-46	2	2	2	-	-	-	-	-	-	-	-	2	-
C-47/53 (C-117)	3	4	2	2	1	-	-	1	-	1	-	1	-
C-97	3	4	2	2	-	1	-	3	1	-	-	3	-
C-119	4	4	2	3	-	3	1	2	1	1	-	2	-
C-124	3	3	1	1	-	-	-	1	1	1	1	3	-
FIGHTER(ALL JET)-TOTAL	167	89	63	30	6	10	6	79	56	18	1	58	35
F-80	4	3	2	1	-	-	-	-	-	1	-	2	2
F-84F/K	33	12	10	4	1	2	1	23	18	1	-	5	3
F-84 (other)	7	7	6	3	-	-	-	1	1	-	-	2	-
F-86D/L	26	15	11	4	1	1	-	10	8	1	-	9	6
F-86H	2	2	2	2	-	-	-	1	-	1	-	2	-
F-86 (other)	12	9	6	1	1	-	-	3	3	-	-	2	2
F-89	9	8	3	3	1	1	1	4	2	1	-	4	2
F-94C	3	2	2	1	-	-	-	3	1	2	-	-	-
F-94 (other)	2	1	-	1	1	-	-	2	1	-	-	-	-
F-100 (other)	57	23	14	9	1	6	4	28	20	11	1	27	17
F-101	2	1	1	1	-	-	-	-	-	-	-	2	1
F-102	8	5	5	-	-	-	-	2	1	-	-	3	2
F-104	2	1	1	-	-	-	-	2	1	-	-	-	-
TRAINER - TOTAL	77	68	41	27	12	4	3	21	15	7	-	20	6
Jet - (Sub Total)	62	56	33	20	8	3	2	18	14	5	-	17	5
T-33	62	56	33	20	8	3	2	18	14	5	-	17	5
Non-Jet - (Sub Total)	15	12	8	7	4	1	1	3	1	2	-	3	1
T-28	4	3	3	1	-	-	-	1	1	-	-	-	-
T-29	2	2	-	1	1	1	1	-	-	-	-	-	-
T-34	2	1	1	2	1	-	-	1	-	-	-	-	-
C-45	7	6	4	3	2	-	-	1	-	2	-	3	1
LIAISON - TOTAL	6	7	4	2	-	1	1	2	-	-	-	1	1
L-20	3	5	3	2	-	-	-	2	-	-	-	-	-
L-27	3	2	1	-	-	1	1	-	-	-	-	1	1
HELICOPTER - TOTAL	6	2	1	1	-	-	-	4	4	1	1	2	-
H-13	1	-	-	1	-	-	-	1	1	-	-	-	-
H-19	3	2	1	-	-	-	-	1	1	1	1	2	-
H-21	2	-	-	-	-	-	-	2	2	-	-	-	-
MISCELLANEOUS - TOTAL	1	1	-	-	-	-	-	1	1	-	-	-	-
A-16	1	1	-	-	-	-	-	1	1	-	-	-	-
SECOND QUARTER - TOTAL	256	156	110	57	14	21	11	105	75	33	2	106	44
BOMBER TOTAL	27	18	14	7	1	2	2	12	7	6	-	9	3
Jet - (Sub Total)	19	12	9	7	1	2	2	9	4	4	-	7	3
B-47	10	10	7	4	-	-	-	7	2	3	-	4	1
B-52	4	1	1	2	1	-	-	2	2	1	-	-	-
B-57	4	1	1	1	-	2	2	-	-	-	-	2	1
B-66	1	-	-	-	-	-	-	-	-	-	-	1	1
Non-Jet (Sub Total)	8	6	5	-	-	-	-	3	3	2	-	2	-
B-25	4	3	3	-	-	-	-	1	1	1	-	-	-
B-29	1	1	1	-	-	-	-	-	-	-	-	1	-
B-50	3	2	1	-	-	-	-	2	2	1	-	1	-

[redacted]

TABLE 19 – CAUSING FACTORS OF MAJOR AIRCRAFT ACCIDENTS – FISCAL YEAR 1958 BY QUARTER (CONT)

(Includes USAF, ANG, AFR, MATS Navy Units and CAP Aircraft in the USAF Inventory)

TYPE AND MODEL	TOTAL MAJOR ACCIDENTS	CAUSING FACTORS a/											
		PILOT ERROR		SUPERVISORY PERSONNEL		MAINTENANCE PERSONNEL		MATERIEL FAILURE		AIRBASE & AIRWAYS		OTHER b/	
		ALL	PRI	ALL	PRI	ALL	PRI	ALL	PRI	ALL	PRI	ALL	PRI
SECOND QUARTER (CONT'D)													
CARGO - TOTAL	22	14	11	11	1	4	2	9	3	3	-	15	5
Reciprocating	22	14	11	11	1	4	2	9	3	3	-	15	5
C-47/53(C-117)	12	8	7	5	-	-	-	4	1	1	-	8	4
C-54	1	2	1	2	-	-	-	-	-	1	-	-	-
C-97	3	1	1	1	-	2	1	1	1	-	-	2	-
C-119	4	2	1	2	1	2	1	4	1	1	-	1	-
C-124	2	1	1	1	-	-	-	-	-	-	-	4	1
FIGHTER(ALL JET)-TOTAL	118	57	41	18	5	10	5	53	41	11	2	46	24
F-80	1	1	1	-	-	-	-	-	-	-	-	-	-
F-84F/K	21	9	7	2	-	2	2	7	7	2	-	11	5
F-84 (other)	2	1	1	1	-	-	-	-	-	-	-	2	1
F-86D/L	15	6	4	4	2	2	1	8	6	3	-	8	2
F-86H	7	4	3	2	-	-	-	4	4	-	-	2	-
F-86 (other)	7	4	3	-	-	-	-	2	2	-	-	2	2
F-89	5	3	2	1	-	-	-	-	-	1	-	3	3
F-94C	2	1	1	-	-	-	-	1	-	-	-	1	1
F-94 (other)	3	3	3	1	-	-	-	-	-	-	-	-	-
F-100F	5	3	3	1	1	-	-	2	1	1	-	1	-
F-100 (other)	35	17	11	4	1	4	2	19	13	1	1	12	7
F-101	5	-	-	1	-	2	-	5	3	-	-	2	2
F-102	9	4	1	1	1	-	-	5	5	3	1	2	1
F-104	1	1	1	-	-	-	-	-	-	-	-	-	-
TRAINER - TOTAL	80	63	42	21	7	2	1	25	19	13	-	35	11
Jet - (Sub Total)	61	47	31	18	6	2	1	17	14	12	-	28	9
T-33	61	47	31	18	6	2	1	17	14	12	-	28	9
Non-Jet (Sub Total)	19	16	11	3	1	-	-	8	5	1	-	7	2
T-28	12	9	6	1	1	-	-	6	5	-	-	1	1
T-29	1	1	1	-	-	-	-	1	-	-	-	1	-
C-45	6	6	4	2	1	-	-	1	-	1	-	5	1
LIAISON - TOTAL	3	3	1	-	-	2	1	1	1	-	-	-	-
L-17	3	3	1	-	-	1	-	-	-	-	-	-	-
L-20	1	-	-	-	-	-	-	1	1	-	-	-	-
L-27	1	-	-	-	-	1	1	-	-	-	-	-	-
HELICOPTER - TOTAL	4	1	1	-	-	1	-	3	3	-	-	-	-
H-13	1	1	1	-	-	-	-	-	-	-	-	-	-
H-19	1	-	-	-	-	1	-	1	1	-	-	-	-
H-21	2	-	-	-	-	-	-	2	2	-	-	-	-
MISCELLANEOUS - TOTAL	2	-	-	-	-	-	-	2	1	-	1	1	-
A-16	2	-	-	-	-	-	-	2	1	-	1	1	-
THIRD QUARTER - TOTAL	241	139	96	67	19	21	10	107	76	31	1	103	39
BOMBER - TOTAL	28	15	13	9	3	2	-	11	8	6	-	17	4
Jet - (Sub Total)	21	10	8	6	3	2	-	9	7	5	-	13	3
B-47	11	7	5	5	3	1	-	4	2	4	-	9	1
B-52	3	-	-	-	-	1	-	3	3	-	-	1	-
B-57	5	2	2	1	-	-	-	2	2	-	-	2	1
B-66	2	1	1	-	-	-	-	-	-	1	-	1	1
Non-Jet (Sub Total)	7	5	5	3	-	-	-	2	1	1	-	4	1
B-25	3	3	3	1	-	-	-	1	1	1	-	2	-
B-26	3	2	2	2	-	-	-	1	1	-	-	1	-
B-50	1	-	-	-	-	-	-	-	-	-	-	1	1
CARGO - TOTAL	27	20	11	12	3	6	4	9	5	2	-	10	4
Reciprocating - Total	27	20	11	12	3	6	4	9	5	2	-	10	4
C-46	1	-	-	-	-	1	-	1	1	-	-	-	-
C-47/53(C-117)	9	9	4	4	2	1	1	2	1	-	-	4	1
C-54	1	1	-	-	-	-	-	-	-	1	-	1	1
C-97	5	3	2	3	-	1	1	3	1	-	-	3	1
C-118	1	1	1	-	-	-	-	-	-	-	-	-	-
C-119	4	2	1	2	1	1	1	1	1	1	-	-	-
C-121	1	1	1	-	-	-	-	1	-	-	-	-	-
C-123	2	2	1	1	-	-	-	-	-	-	-	1	1
C-124	2	-	-	1	-	2	1	1	1	-	-	1	-
C-131	1	1	1	1	-	-	-	-	-	-	-	-	-

[redacted]

[redacted]

TABLE 19 — CAUSING FACTORS OF MAJOR AIRCRAFT ACCIDENTS — FISCAL YEAR 1958 BY QUARTER (CONT)

(Includes USAF, ANG, AFR, MATS Navy Units and CAP Aircraft in the USAF Inventory)

TYPE AND MODEL	TOTAL MAJOR ACCIDENTS	CAUSING FACTORS a/											
		PILOT ERROR		SUPERVISORY PERSONNEL		MAINTENANCE PERSONNEL		MATERIEL FAILURE		AIRBASE & AIRWAYS		OTHER b/	
		ALL	PRI	ALL	PRI	ALL	PRI	ALL	PRI	ALL	PRI	ALL	PRI
THIRD QUARTER (CONT'D)													
FIGHTER(ALL JET)-TOTAL	116	62	42	27	6	12	6	60	41	19	1	53	20
F-80	2	-	-	-	-	-	-	-	-	-	-	3	2
F-84F/K	14	7	5	4	1	1	-	4	3	2	1	5	4
F-84 (other)	3	-	-	-	-	-	-	2	2	-	-	2	1
F-86D/L	20	12	8	7	2	-	-	11	7	6	-	10	3
F-86H	2	2	2	2	-	-	-	-	-	-	-	2	-
F-86 (other)	10	6	4	1	-	1	-	6	4	-	-	3	2
F-89	6	4	4	-	-	-	-	2	1	1	-	3	1
F-94C	2	1	1	1	1	-	-	2	-	-	-	1	-
F-94 (other)	1	1	1	1	-	-	-	-	-	-	-	-	-
F-100F	2	1	1	2	-	1	1	-	-	-	-	1	-
F-100 (other)	41	21	12	8	2	8	4	24	18	9	-	16	5
F-102	10	6	3	1	-	1	1	7	4	1	-	6	2
F-104	2	-	-	-	-	-	-	2	2	-	-	1	-
U-2	1	1	1	-	-	-	-	-	-	-	-	-	-
TRAINER - TOTAL	59	35	24	16	6	1	-	24	20	4	-	18	9
Jet - (Sub Total)	41	26	19	11	2	1	-	18	14	4	-	14	6
T-33	40	25	18	11	2	1	-	18	14	3	-	14	6
T-37	1	1	1	-	-	-	-	-	-	1	-	-	-
Non-Jet (Sub Total)	18	9	5	5	4	-	-	6	6	-	-	4	3
T-28	10	2	2	1	-	-	-	5	5	-	-	3	3
T-34	1	-	-	-	-	-	-	1	1	-	-	-	-
C-45	7	7	3	4	4	-	-	-	-	-	-	1	-
LIAISON - TOTAL	7	5	5	2	-	-	-	1	-	-	-	5	2
L-17	1	1	1	-	-	-	-	-	-	-	-	-	-
L-20	4	3	3	1	-	-	-	-	-	-	-	4	1
L-27	2	1	1	1	-	-	-	1	-	-	-	1	1
HELICOPTER - TOTAL	4	2	1	1	1	-	-	2	2	-	-	-	-
H-19	3	2	1	1	1	-	-	1	1	-	-	-	-
H-21	1	-	-	-	-	-	-	1	1	-	-	-	-
FOURTH QUARTER - TOTAL	227	107	82	65	13	19	10	91	73	32	5	90	44
BOMBER - TOTAL	21	7	6	5	2	1	-	8	6	1	-	17	7
Jet-(Sub Total)	15	5	4	5	2	1	-	7	5	1	-	12	4
B-45	1	-	-	-	-	-	-	-	-	-	-	1	1
B-47	6	4	3	2	1	-	-	2	2	-	-	6	-
B-52	1	-	-	1	-	1	-	1	1	-	-	-	-
B-57	5	1	1	2	1	-	-	3	1	1	-	2	2
B-66	1	-	-	-	-	-	-	-	-	-	-	2	1
B-58	1	-	-	-	-	-	-	1	1	-	-	1	-
Non-Jet - (Sub Total)	6	2	2	-	-	-	-	1	1	-	-	5	3
B-25	4	1	1	-	-	-	-	1	1	-	-	4	2
B-26	1	1	1	-	-	-	-	-	-	-	-	-	-
B-50	1	-	-	-	-	-	-	-	-	-	-	1	1
CARGO - TOTAL	17	11	6	5	-	5	3	11	8	1	-	7	-
Jet - (Sub Total)	1	1	1	1	-	-	-	-	-	-	-	-	-
KC-135	1	1	1	1	-	-	-	-	-	-	-	-	-
Turboprop -(Sub Total	3	-	-	-	-	-	-	3	3	-	-	1	-
YC-130/C-130A	1	-	-	-	-	-	-	1	1	-	-	-	-
YC-133	2	-	-	-	-	-	-	2	2	-	-	1	-
Reciprocating(Sub Total)	13	10	5	4	-	5	3	8	5	1	-	6	-
C-46	1	-	-	1	-	1	1	-	-	-	-	-	-
C-47/53(C-117)	4	4	3	1	-	-	-	2	1	-	-	-	-
C-97	1	1	1	-	-	-	-	-	-	1	-	3	-
C-118	3	2	1	1	-	3	1	2	1	-	-	1	-
C-119	2	1	-	-	-	-	-	2	2	-	-	1	-
C-121	1	1	-	1	-	1	1	1	-	-	-	-	-
C-124	1	1	-	-	-	-	-	1	1	-	-	1	-
FIGHTER(ALL JET)-TOTAL	122	49	43	25	2	10	6	52	41	20	3	42	27
F-84F/K	17	8	8	4	-	-	-	11	7	4	1	5	2
F-84 (other)	1	-	-	-	-	-	-	-	-	-	-	1	1
F-86D/L	24	13	13	3	-	1	-	6	5	2	-	11	6
F-86H	4	3	2	1	-	-	-	2	2	2	-	-	-
F-86 (other)	5	4	3	2	-	-	-	2	1	-	-	1	1
F-89	7	4	4	1	-	1	-	4	2	2	-	2	1
F-94C	3	2	1	1	-	-	-	-	-	2	-	2	2
F-100F	13	2	1	2	1	-	-	6	6	3	2	4	3

[redacted]

TABLE 19 — CAUSING FACTORS OF MAJOR AIRCRAFT ACCIDENTS — FISCAL YEAR 1958 BY QUARTER (CONT)

(Includes USAF, ANG, AFR, MATS Navy Units and CAP Aircraft in the USAF Inventory)

TYPE AND MODEL /	TOTAL MAJOR ACCIDENTS	CAUSING FACTORS a/											
		PILOT ERROR		SUPERVISORY PERSONNEL		MAINTENANCE PERSONNEL		MATERIEL FAILURE		AIRBASE & AIRWAYS		OTHER b/	
		ALL	PRI	ALL	PRI	ALL	PRI	ALL	PRI	ALL	PRI	ALL	PRI
FOURTH QUARTER (CONT'D)													
FIGHTER (CONT'D)													
F-100 (other)	33	11	9	10	1	8	6	11	9	4	1	11	7
F-101	2	-	-	-	-	-	-	1	1	-	-	1	1
F-102	10	2	2	1	-	-	-	7	6	1	-	3	2
F-104	2	-	-	-	-	-	-	2	2	-	-	-	-
F-105	1	-	-	-	-	-	-	-	-	-	-	1	1
TRAINER - TOTAL	50	28	19	21	6	3	1	14	12	10	2	17	10
Jet - (Sub Total)	42	21	14	16	5	3	1	13	11	9	2	16	9
T-33	41	20	13	15	5	3	1	12	11	9	2	16	9
T-37	1	1	1	1	-	-	-	1	-	-	-	-	-
Non-Jet (Sub Total)	8	7	5	5	1	-	-	1	1	1	-	1	1
T-28	3	3	3	1	-	-	-	-	-	1	-	-	-
T-34	2	1	1	1	-	-	-	1	1	-	-	-	-
C-45	3	3	1	3	1	-	-	-	-	-	-	1	1
LIAISON - TOTAL	6	5	3	4	1	-	-	2	2	-	-	2	-
L-20	3	3	2	3	1	-	-	-	-	-	-	1	-
L-27	3	2	1	1	-	-	-	2	2	-	-	1	-
HELICOPTER - TOTAL	11	7	5	5	2	-	-	4	4	-	-	5	-
H-5	1	-	-	-	-	-	-	1	1	-	-	1	-
H-13	1	1	1	-	-	-	-	-	-	-	-	-	-
H-19	4	3	2	3	1	-	-	1	1	-	-	2	-
H-21	5	3	2	2	1	-	-	2	2	-	-	2	-

a/ There is only one primary causing factor per accident. Since many accidents have multiple causes the total of "all" causes may exceed the total major accidents.

b/ Includes other crew member error, other personnel, miscellaneous unsafe conditions, weather and undetermined.

Source: D/Flight Safety Research - The Inspector General

[redacted]

TABLE 20 – FACTORS RELATED TO MAJOR AIRCRAFT ACCIDENTS – FY 1958 BY QUARTER

(Includes USAF, ANG, AFR, MATS Navy Units and CAP Aircraft in the USAF Inventory)

TYPE AND MODEL	MAJOR ACCIDENTS	RELATED FACTORS a/							
		FIRE BEFORE ACCIDENTS	FIRE AFTER ACCIDENTS	FORCED LANDING	FUEL EXHAUSTION	ENGINE STOPPAGE	GCA OR ILAS APPROACH	GEAR FAILED TO EXTEND	OTHER
TOTAL - FY 1958	1,026	73	400	116	70	237	106	31	258
FIRST QUARTER - TOTAL	302	23	123	21	21	66	21	8	81
BOMBER - TOTAL	30	3	14	1	2	7	6	2	5
Jet - (Sub Total)	17	1	10	1	1	6	5	-	2
B-45	1	1	-	-	-	1	-	-	-
B-47	8	-	6	-	-	1	1	-	1
B-57	2	-	2	-	-	1	1	-	-
B-66	6	-	2	1	1	3	3	-	1
Non-Jet (Sub Total)	13	2	4	-	1	1	1	2	3
B-17	1	-	-	-	-	-	-	-	-
B-25	5	-	1	-	1	1	-	-	3
B-26	5	-	3	-	-	-	1	2	-
B-50	2	2	-	-	-	-	-	-	-
CARGO - TOTAL	15	-	6	4	-	5	3	-	3
Reciprocating-(Sub Total)	15	-	6	4	-	5	3	-	3
C-46	2	-	-	1	-	-	-	-	-
C-47/53(C-117)	3	-	1	-	-	-	-	-	1
C-97	3	-	1	1	-	2	1	-	1
C-119	4	-	1	2	-	2	-	-	1
C-124	3	-	3	-	-	1	2	-	-
FIGHTER(ALL JET)-TOTAL	167	17	78	4	11	32	6	4	51
F-80	4	1	1	-	-	-	-	-	-
F-84F/K	33	4	17	2	4	10	-	2	9
F-84 (other)	7	-	6	-	-	-	-	1	3
F-86D/L	26	4	15	1	1	7	4	1	7
F-86H	2	-	-	-	1	1	-	-	1
F-86 (other)	12	1	6	1	1	-	-	-	2
F-89	9	3	4	-	1	2	1	-	5
F-94C	3	-	-	-	-	-	-	-	-
F-94 (other)	2	-	1	-	-	-	-	-	-
F-100	57	4	23	-	2	9	1	-	21
F-101	2	-	-	-	-	-	-	-	-
F-102	8	-	3	-	1	2	-	-	2
F-104	2	-	2	-	-	-	-	-	-
TRAINER - TOTAL	77	2	25	9	7	19	6	2	17
Jet - (Sub Total)	62	2	24	7	5	16	5	2	15
T-33	62	2	24	7	5	16	5	2	15
Non-Jet - (Sub Total)	15	-	1	2	2	3	1	-	2
T-28	4	-	1	1	1	2	-	-	1
T-29	2	-	-	-	-	-	1	-	1
T-34	2	-	-	1	1	1	-	-	-
C-45	7	-	-	-	-	-	-	-	-
LIAISON - TOTAL	6	1	-	-	-	-	-	-	-
L-20	3	-	-	-	-	-	-	-	-
L-27	3	1	-	-	-	-	-	-	-
HELICOPTER - TOTAL	6	-	-	3	1	3	-	-	4
H-13	1	-	-	1	-	1	-	-	1
H-19	3	-	-	1	1	-	-	-	1
H-21	2	-	-	1	-	2	-	-	2
MISCELLANEOUS - TOTAL	1	-	-	-	-	-	-	-	1
A-16	1	-	-	-	-	-	-	-	1
SECOND QUARTER - TOTAL	256	14	97	37	22	70	36	8	60
BOMBER - TOTAL	27	1	16	-	-	2	4	1	7
Jet - (Sub Total)	19	1	13	-	-	1	3	-	5
B-47	10	1	8	-	-	1	2	-	3
B-52	4	-	2	-	-	-	1	-	-
B-57	4	-	2	-	-	-	-	-	2
B-66	1	-	1	-	-	-	-	-	-
Non-Jet - (Sub Total)	8	3	-	-	-	1	1	1	2
B-25	4	-	2	-	-	1	-	-	-
B-29	1	-	-	-	-	-	-	-	1
B-50	3	-	1	-	-	-	1	1	1

[redacted]

[redacted]

TABLE 20 – FACTORS RELATED TO MAJOR AIRCRAFT ACCIDENTS – FY 1958 BY QUARTER (CONT)

(Includes USAF, ANG, AFR, MATS Navy Units and CAP Aircraft in the USAF Inventory)

TYPE AND MODEL	MAJOR ACCIDENTS	RELATED FACTORS a/							
		FIRE BEFORE ACCIDENTS	FIRE AFTER ACCIDENTS	FORCED LANDING	FUEL EXHAUSTION	ENGINE STOPPAGE	GCA OR ILAS APPROACH	GEAR FAILED TO EXTEND	OTHER
SECOND QUARTER (CONT'D)									
CARGO - TOTAL	22	-	7	4	4	6	4	3	6
Reciprocating-(Sub Total	22	-	7	4	4	6	4	3	6
C-47/53(C-117)	12	-	3	3	4	5	2	-	2
C-54	1	-	-	-	-	-	1	-	1
C-97	3	-	2	-	-	-	-	2	1
C-119	4	-	1	1	-	1	-	1	1
C-124	2	-	1	-	-	-	1	-	1
FIGHTER(ALL JET)-TOTAL	118	11	48	13	8	32	16	4	22
F-80	1	-	1	-	-	-	-	-	1
F-84 F/K	21	1	7	1	1	6	6	-	5
F-84 (other)	2	-	-	-	-	1	-	-	-
F-86 D/L	15	4	5	2	1	3	3	-	2
F-86H	7	-	3	3	2	4	2	1	1
F-86 (other)	7	-	2	1	1	2	1	-	1
F-89	5	-	3	-	-	-	-	-	1
F-94C	2	-	-	-	-	-	-	-	1
F-94 (other)	3	-	2	1	1	1	-	-	-
F-100F	5	-	3	1	-	-	-	-	-
F-100 (other)	35	5	16	3	2	10	4	2	9
F-101	5	-	1	-	-	1	-	1	-
F-102	9	1	5	1	-	4	-	-	1
F-104	1	-	-	-	-	-	-	-	-
TRAINER - TOTAL	80	1	25	18	9	28	12	-	21
Jet - (Sub Total)	61	1	21	11	8	21	12	-	18
T-33	61	1	21	11	8	21	12	-	18
Non-Jet - (Sub Total)	19	-	4	7	1	7	-	-	3
T-28	12	-	3	6	1	6	-	-	-
T-29	1	-	-	-	-	-	-	-	3
C-45	6	-	1	1	-	1	-	-	-
LIAISON - TOTAL	3	-	-	2	1	2	-	-	-
L-17	1	-	-	1	1	1	-	-	-
L-20	1	-	-	1	-	1	-	-	-
L-27	1	-	-	-	-	-	-	-	-
HELICOPTER - TOTAL	4	-	1	-	-	-	-	-	2
H-13	1	-	-	-	-	-	-	-	-
H-19	1	-	1	-	-	-	-	-	1
H-21	2	-	-	-	-	-	-	-	1
MISCELLANEOUS - TOTAL	2	1	-	-	-	-	-	-	2
A-16	2	1	-	-	-	-	-	-	2
THIRD QUARTER - TOTAL	241	22	91	49	19	67	29	8	69
BOMBER - TOTAL	28	-	15	1	1	4	10	-	4
Jet - (Sub Total)	21	-	12	1	1	3	9	-	1
B-47	11	-	6	1	-	1	6	-	1
B-52	3	-	2	-	1	1	1	-	1
B-57	5	-	3	-	-	1	-	-	2
B-66	2	-	1	-	-	-	2	-	-
Non-Jet -(Sub Total)	7	-	3	-	-	1	1	-	-
B-25	3	-	1	-	-	1	1	-	-
B-26	3	-	2	-	-	-	-	-	-
B-50	1	-	-	-	-	-	-	-	-
CARGO - TOTAL	27	2	5	5	1	6	3	3	11
Reciprocating-(Sub Total	27	2	5	5	1	6	3	3	11
C-46	1	-	-	-	-	-	-	1	-
C-47/53(C-127)	9	2	2	2	-	2	-	-	2
C-54	1	-	-	-	-	-	-	-	-
C-97	5	-	1	-	1	2	2	1	2
C-118	1	-	1	-	-	-	-	-	1
C-119	4	-	-	1	-	-	-	1	-
C-121	1	-	1	1	-	1	-	-	1
C-123	2	-	-	1	-	-	-	-	1
C-124	2	-	-	-	-	-	1	-	2
C-131	1	-	-	-	-	1	-	-	2

[redacted]

[redacted]

TABLE 20 – FACTORS RELATED TO MAJOR AIRCRAFT ACCIDENTS – FY 1958 BY QUARTER (CONT)

(Includes USAF, ANG, AFR, MATS Navy Units and CAP Aircraft in the USAF Inventory)

TYPE AND MODEL	MAJOR ACCIDENTS	RELATED FACTORS a/							
		FIRE BEFORE ACCIDENT	FIRE AFTER ACCIDENT	FORCED LANDING	FUEL EXHAUS-TION	ENGINE STOPPAGE	GCA OR ILAS APPROACH	GEAR FAILED TO EXTEND	OTHER
THIRD QUARTER (CONT'D)									
FIGHTER(ALL JET)-TOTAL	116	13	46	17	8	29	11	5	39
F-80	2	-	2	-	-	-	-	-	1
F-84F/K	14	1	5	-	-	2	-	1	4
F-84 (other)	3	2	1	-	-	-	-	-	3
F-86D/L	20	2	8	5	3	5	6	2	4
F-86H	2	-	1	-	-	-	-	-	1
F-86 (other)	10	1	5	2	-	-	-	1	2
F-89	6	1	2	-	-	-	1	-	5
F-94C	2	-	1	-	-	1	-	-	1
F-94 (other)	1	-	-	-	-	-	-	-	1
F-100F	2	-	-	1	1	2	-	-	1
F-100 (other)	41	4	16	6	4	12	3	1	2
F-102	10	2	4	1	-	5	1	-	3
F-104	2	-	1	2	-	2	-	-	1
U-2	1	-	-	-	-	-	-	-	-
TRAINER - TOTAL	59	7	23	19	8	24	5	-	12
Jet - (Sub Total)	41	3	18	13	8	19	4	-	10
T-33	40	3	18	13	8	19	4	-	10
T-37	1	-	-	-	-	-	-	-	-
Non-Jet (Sub Total)	18	4	5	6	-	5	1	-	2
T-28	10	4	4	4	-	4	-	-	-
T-34	1	-	-	1	-	1	-	-	-
C-45	7	-	1	1	-	-	1	-	2
LIAISON - TOTAL	7	-	2	2	-	2	-	-	-
L-17	1	-	-	1	-	1	-	-	-
L-20	4	-	1	-	-	-	-	-	-
L-27	2	-	1	1	-	1	-	-	-
HELICOPTER - TOTAL	4	-	-	3	1	2	-	-	2
H-19	3	-	-	2	1	1	-	-	1
H-21	1	-	-	1	-	1	-	-	1
FOURTH QUARTER - TOTAL	227	14	89	9	8	34	20	7	48
BOMBER - TOTAL	21	-	15	-	-	1	4	-	5
Jet - (Sub Total)	15	-	12	-	-	1	3	-	3
B-45	1	-	1	-	-	-	-	-	-
B-47	6	-	6	-	-	-	2	-	1
B-52	1	-	-	-	-	-	-	-	-
B-57	5	-	3	-	-	1	-	-	2
B-58	1	-	1	-	-	-	-	-	-
B-66	1	-	1	-	-	-	1	-	-
Non-Jet (Sub Total)	6	-	3	-	-	-	1	-	2
B-25	4	-	3	-	-	-	1	-	2
B-26	1	-	-	-	-	-	-	-	-
B-50	1	-	-	-	-	-	-	-	-
CARGO - TOTAL	17	1	6	2	-	4	2	2	4
Jet - (Sub Total)	1	-	1	-	-	-	-	-	-
KC-135	1	-	1	-	-	-	-	-	-
Turboprop -(Sub Total)	3	1	1	-	-	1	-	-	1
YC-130/C-130A	1	-	-	-	-	-	-	-	1
YC-133	2	1	1	-	-	1	-	-	2
Reciprocating (Sub Total)	13	-	4	2	-	3	2	2	1
C-46	1	-	-	-	-	-	-	1	-
C-47/53(C-117)	4	-	1	1	-	1	-	-	1
C-97	1	-	1	-	-	-	1	-	-
C-118	3	-	-	-	-	-	1	-	-
C-119	2	-	-	-	-	1	-	1	-
C-121	1	-	1	1	-	-	-	-	-
C-124	1	-	1	-	-	1	-	-	-
FIGHTER(ALL JET)-TOTAL	122	13	47	4	5	19	12	3	23
F-84F/K	17	-	6	-	1	2	1	1	1
F-84 (other)	1	-	1	-	-	-	-	-	1
F-86D/L	24	4	8	1	3	4	2	1	3
F-86H	4	-	2	-	-	2	-	-	2
F-86 (other)	5	-	2	-	-	1	-	-	-

[redacted]

[redacted]

TABLE 20 – FACTORS RELATED TO MAJOR AIRCRAFT ACCIDENTS – FY 1958 BY QUARTER (CONT)

(Includes USAF, ANG, AFR MATS Navy Units and CAP Aircraft in the USAF Inventory)

TYPE AND MODEL	ACCIDENTS	RELATED FACTORS a/							
		FIRE BEFORE ACCIDENTS	FIRE AFTER ACCIDENTS	FORCED LANDING	FUEL EXHAUSTION	ENGINE STOPPAGE	GCA OR ILAS APPROACH	GEAR FAILED TO EXTEND	OTHER
FOURTH QUARTER (CONT'D)									
FIGHTER (CONT'D)									
F-89	7	1	2	-	-	2	2	-	-
F-94C	3	-	1	-	-	-	1	-	1
F-100F	13	1	5	1	-	-	2	-	2
F-100 (other)	33	2	17	1	-	7	2	1	9
F-101	2	-	1	-	-	-	-	-	2
F-102	10	3	1	1	1	-	2	-	2
F-104	2	1	1	-	-	1	-	-	-
F-105	1	1	-	-	-	-	-	-	-
TRAINER - TOTAL	50	-	21	2	2	8	2	1	11
Jet - (Sub Total)	42	-	20	-	1	6	2	1	11
T-33	41	-	20	-	1	6	2	1	8
T-37	1	-	-	-	-	-	-	-	3
Non-Jet (Sub Total)	8	-	1	2	1	2	-	-	-
T-28	3	-	-	-	-	-	-	-	-
T-34	2	-	1	1	1	1	-	-	-
C-45	3	-	-	1	-	1	-	-	-
LIAISON - TOTAL	6	-	-	1	1	1	-	1	1
L-20	3	-	-	1	1	1	-	-	1
L-27	3	-	-	-	-	-	-	1	-
HELICOPTER - TOTAL	11	-	-	-	-	1	-	-	4
H-5	1	-	-	-	-	1	-	-	1
H-13	1	-	-	-	-	-	-	-	1
H-19	4	-	-	-	-	1	-	-	1
H-21	5	-	-	-	-	-	-	-	1

a/ None, One, or more than one of these factors may be involved in any one aircraft accident.

Source: D/Flight Safety Research - The Inspector General.

[redacted]

TABLE 21 — MAJOR AIRCRAFT ACCIDENTS — BY PHASE OF OPERATION — FY 1958 BY QUARTER

(Includes USAF, ANG, AFR, MATS Navy Units and CAP Aircraft in the USAF Inventory)

TYPE AND MODEL	MAJOR ACCIDENTS	TAXIING	TAKE-OFF	IN FLIGHT	LANDING	GO AROUND	MISCELLANEOUS	UNDETERMINED
TOTAL FY 1958	1,026	21	167	345	437	38	18	-
FIRST QUARTER - TOTAL	302	7	43	103	132	11	6	-
BOMBER - TOTAL	30	1	3	7	16	2	1	-
Jet - (Sub Total)	17	-	2	6	8	1	-	-
B-45	1	-	1	-	-	-	-	-
B-47	8	-	1	3	4	-	-	-
B-57	2	-	-	1	-	1	-	-
B-66	6	-	-	2	4	-	-	-
Non-Jet - (Sub Total)	13	1	1	1	8	1	1	-
B-17	1	-	-	-	1	-	-	-
B-25	5	1	-	-	4	-	-	-
B-26	5	-	1	-	3	1	-	-
B-50	2	-	-	1	-	-	1	-
CARGO - TOTAL	15	1	4	1	9	-	-	-
Reciprocating	15	1	4	1	9	-	-	-
C-46	2	-	1	-	1	-	-	-
C-47/53(C-117)	3	-	-	1	2	-	-	-
C-97	3	-	1	-	2	-	-	-
C-119	4	1	1	-	2	-	-	-
C-124	3	-	1	-	2	-	-	-
FIGHTER(ALL JET)-TOTAL	167	4	26	71	58	4	4	-
F-80	4	-	-	1	2	1	-	-
F-84F/K	33	-	5	19	7	1	1	-
F-84 (other)	7	1	1	3	2	-	-	-
F-86D/L	26	-	6	9	9	-	2	-
F-86H	2	-	-	1	1	-	-	-
F-86 (other)	12	-	2	5	4	1	-	-
F-89	9	-	-	5	4	-	-	-
F-94C	3	-	1	-	2	-	-	-
F-94 (other)	2	-	-	1	1	-	-	-
F-100	57	2	11	24	20	-	-	-
F-101	2	-	-	-	1	-	1	-
F-102	8	1	-	2	4	1	-	-
F-104	2	-	-	1	1	-	-	-
TRAINER - TOTAL	77	1	8	22	42	4	-	-
Jet - (Sub Total)	62	1	8	17	32	4	-	-
T-33	62	1	8	17	32	4	-	-
Non-Jet - (Sub Total)	15	-	-	5	10	-	-	-
T-28	4	-	-	3	1	-	-	-
T-29	2	-	-	-	2	-	-	-
T-34	2	-	-	2	-	-	-	-
C-45	7	-	-	-	7	-	-	-
LIAISON - TOTAL	6	-	1	-	4	-	1	-
L-20	3	-	1	-	2	-	-	-
L-27	3	-	-	-	2	-	1	-
HELICOPTER - TOTAL	6	-	1	2	2	1	-	-
H-13	1	-	-	-	1	-	-	-
H-19	3	-	1	-	1	1	-	-
H-21	2	-	-	2	-	-	-	-
MISCELLANEOUS - TOTAL	1	-	-	-	1	-	-	-
A-16	1	-	-	-	1	-	-	-
SECOND QUARTER - TOTAL	256	5	44	83	112	10	2	-
BOMBER - TOTAL	27	1	8	7	10	-	1	-
Jet - (Sub Total)	19	-	7	6	6	-	-	-
B-47	10	-	4	4	2	-	-	-
B-52	4	-	2	-	2	-	-	-
B-57	4	-	-	2	2	-	-	-
B-66	1	-	1	-	-	-	-	-
Non-Jet - (Sub Total)	8	1	1	1	4	-	1	-
B-25	4	1	1	-	1	-	1	-
B-29	1	-	-	1	-	-	-	-
B-50	3	-	-	-	3	-	-	-
CARGO - TOTAL	22	2	3	3	13	1	-	-
Reciprocating	22	2	3	3	13	1	-	-
C-47/53(C-117)	12	-	2	2	8	-	-	-

[redacted]

TABLE 21 — MAJOR AIRCRAFT ACCIDENTS — BY PHASE OF OPERATION — FY 1958 BY QUARTER (CONT)

(Includes USAF, ANG, AFR, MATS Navy Units and CAP Aircraft in the USAF Inventory)

TYPE AND MODEL	MAJOR ACCIDENTS	TAXIING	TAKE-OFF	IN FLIGHT	LANDING	GO AROUND	MISCELLANEOUS	UNDETERMINED
SECOND QUARTER (CONT'D).								
CARGO (CONT'D)								
C-54	1	-	-	-	1	-	-	-
C-97	3	-	-	1	2	-	-	-
C-119	4	1	1	-	2	-	-	-
C-124	2	1	-	-	-	1	-	-
FIGHTER(ALL JET)-TOTAL	118	-	18	52	43	5	-	-
F-80	1	-	1	-	-	-	-	-
F-84F/K	21	-	-	15	5	1	-	-
F-84 (other)	2	-	1	-	1	-	-	-
F-86D/L	15	-	2	5	8	-	-	-
F-86H	7	-	-	-	5	2	-	-
F-86 (other)	7	-	-	5	2	-	-	-
F-89	5	-	2	2	1	-	-	-
F-94C	2	-	-	1	1	-	-	-
F-94 (other)	3	-	1	1	1	-	-	-
F-100F	5	-	1	2	2	-	-	-
F-100 (other)	35	-	8	15	11	1	-	-
F-101	5	-	-	3	2	-	-	-
F-102	9	-	2	3	3	1	-	-
F-104	1	-	-	-	1	-	-	-
TRAINER - TOTAL	80	2	13	18	43	3	1	-
Jet - (Sub Total)	61	-	10	14	34	2	1	-
T-33	61	-	10	14	34	2	1	-
Non-Jet (Sub Total)	19	2	3	4	9	1	-	-
T-28	12	1	1	4	6	1	-	-
T-29	1	-	-	-	1	-	-	-
C-45	6	2	2	-	2	-	-	-
LIAISON - TOTAL	3	-	1	1	1	-	-	-
L-17	1	-	1	-	-	-	-	-
L-20	1	-	-	1	-	-	-	-
L-27	1	-	-	-	1	-	-	-
HELICOPTER - TOTAL	4	-	-	2	1	1	-	-
H-13	1	-	-	-	1	-	-	-
H-19	1	-	-	-	-	1	-	-
H-21	2	-	-	2	-	-	-	-
MISCELLANEOUS - TOTAL	2	-	1	-	1	-	-	-
A-16	2	-	1	-	1	-	-	-
THIRD QUARTER - TOTAL	241	7	39	86	98	7	4	-
BOMBER - TOTAL	28	-	5	10	11	-	2	-
Jet - (Sub Total)	21	-	4	6	10	-	1	-
B-47	11	-	2	4	5	-	-	-
B-52	3	-	1	-	2	-	-	-
B-57	5	-	1	2	1	-	1	-
B-66	2	-	-	-	2	-	-	-
Non-Jet (Sub Total)	7	-	1	4	1	-	1	-
B-25	3	-	-	3	-	-	-	-
B-26	3	-	1	1	1	-	-	-
B-50	1	-	-	-	-	-	1	-
CARGO - TOTAL	27	4	5	5	12	1	-	-
Reciprocating	27	4	5	5	12	1	-	-
C-46	1	-	-	-	1	-	-	-
C-47/53(C-117)	9	1	2	2	4	-	-	-
C-54	1	-	-	-	1	-	-	-
C-97	5	-	-	2	3	-	-	-
C-118	1	-	1	-	-	-	-	-
C-119	4	1	1	1	1	-	-	-
C-121	1	-	-	-	1	-	-	-
C-123	2	1	1	-	-	-	-	-
C-124	2	1	-	-	-	1	-	-
C-131	1	-	-	-	1	-	-	-
FIGHTER(ALL JET)-TOTAL	116	2	18	47	45	3	1	-
F-80	2	-	-	2	-	-	-	-
F-84F/K	14	1	1	9	3	-	-	-
F-84 (other)	3	-	2	-	-	-	1	-
F-86D/L	20	-	4	4	11	1	-	-

[redacted]

TABLE 21 — MAJOR AIRCRAFT ACCIDENTS — BY PHASE OF OPERATION — FY 1958 BY QUARTER (CONT)

(Includes USAF, ANG, AFR, MATS Navy Units and CAP Aircraft in the USAF Inventory)

TYPE AND MODEL	MAJOR ACCIDENTS	TAXIING	TAKE-OFF	IN FLIGHT	LANDING	GO AROUND	MISCELLANEOUS	UNDETERMINED
THIRD QUARTER (CONT'D)								
FIGHTER (CONT'D)								
F-86H	2	-	-	1	1	-	-	-
F-86 (other)	10	-	-	7	3	-	-	-
F-89	6	-	1	1	3	1	-	-
F-94C	2	-	1	1	-	-	-	-
F-94 (other)	1	-	-	-	1	-	-	-
F-100F	2	-	-	1	1	-	-	-
F-100 (other)	41	1	9	14	16	1	-	-
F-102	10	-	-	6	4	-	-	-
F-104	2	-	-	1	1	-	-	-
U-2	1	-	-	-	1	-	-	-
TRAINER - TOTAL	59	1	8	22	24	3	1	-
Jet - (Sub Total)	41	1	2	18	18	2	-	-
T-33	40	-	2	18	18	2	-	-
T-37	1	1	-	-	-	-	-	-
Non-Jet (Sub Total)	18	-	6	4	6	1	1	-
T-28	10	-	3	3	3	-	1	-
T-34	1	-	-	-	1	-	-	-
C-45	7	-	3	1	2	1	-	-
LIAISON - TOTAL	7	-	2	2	3	-	-	-
L-17	1	-	-	-	1	-	-	-
L-20	4	-	1	2	1	-	-	-
L-27	2	-	1	-	1	-	-	-
HELICOPTER - TOTAL	4	-	1	-	3	-	-	-
H-19	3	-	1	-	2	-	-	-
H-21	1	-	-	-	1	-	-	-
FOURTH QUARTER - TOTAL	227	2	41	73	95	10	6	-
BOMBER - TOTAL	21	-	5	7	6	2	1	-
Jet - (Sub Total)	15	-	4	5	4	1	1	-
B-45	1	-	-	1	-	-	-	-
B-47	6	-	2	3	1	-	-	-
B-52	1	-	1	-	-	-	-	-
B-57	5	-	-	1	3	-	1	-
B-58	1	-	1	-	-	-	-	-
B-66	1	-	-	-	-	1	-	-
Non-Jet - (Sub Total)	6	-	1	2	2	1	-	-
B-25	4	-	-	2	1	1	-	-
B-26	1	-	-	-	1	-	-	-
B-50	1	-	1	-	-	-	-	-
CARGO - TOTAL	17	1	3	3	8	2	-	-
Jet - (Sub Total)	1	-	1	-	-	-	-	-
KC-135	1	-	1	-	-	-	-	-
Turbo Prop (Sub Total)	3	-	1	2	-	-	-	-
YC-130/C-130A	1	-	-	1	-	-	-	-
YC-133	2	-	1	1	-	-	-	-
Reciprocating	13	1	1	1	8	2	-	-
C-46	1	-	-	-	1	-	-	-
C-47/53(C-117)	4	-	-	-	2	2	-	-
C-97	1	-	-	-	1	-	-	-
C-118	3	1	-	-	2	-	-	-
C-119	2	-	-	-	2	-	-	-
C-121	1	-	-	1	-	-	-	-
C-124	1	-	1	-	-	-	-	-
FIGHTER(ALL JET)-TOTAL	122	1	22	45	49	3	2	-
F-84F/K	17	-	4	6	7	-	-	-
F-84 (other)	1	-	-	1	-	-	-	-
F-86D/L	24	-	2	11	9	1	1	-
F-86H	4	-	1	-	3	-	-	-
F-86 (other)	5	-	1	1	2	1	-	-
F-89	7	-	1	1	4	-	1	-
F-94C	3	-	1	-	2	-	-	-
F-100F	13	-	2	5	5	1	-	-
F-100 (other)	33	1	5	15	12	-	-	-
F-101	2	-	-	2	-	-	-	-
F-102	10	-	4	2	4	-	-	-
F-104	2	-	1	-	1	-	-	-
F-105	1	-	-	1	-	-	-	-

TABLE 21 — MAJOR AIRCRAFT ACCIDENTS — BY PHASE OF OPERATION — FY 1958 BY QUARTER (CONT)

(Includes USAF, ANG, AFR, MATS. Navy Units and CAP Aircraft in the USAF Inventory)

TYPE AND MODEL	MAJOR ACCIDENTS	TAXIING	TAKE-OFF	IN FLIGHT	LANDING	GO AROUND	MISCELLANEOUS	UNDETERMINED
FOURTH QUARTER (CONT'D)								
TRAINER - TOTAL	50	-	6	13	26	3	2	-
Jet - (Sub Total)	42	-	5	11	24	1	1	-
T-33	41	-	5	11	23	1	1	-
T-37	1	-	-	-	1	-	-	-
Non-Jet - (Sub Total)	8	-	1	2	2	2	1	-
T-28	3	-	1	1	-	-	1	-
T-34	2	-	-	1	-	1	-	-
C-45	3	-	-	-	2	1	-	-
LIAISON - TOTAL	6	-	3	-	3	-	-	-
L-20	3	-	3	-	-	-	-	-
L-27	3	-	-	-	3	-	-	-
HELICOPTER - TOTAL	11	-	2	5	3	-	1	-
H-5	1	-	-	1	-	-	-	-
H-13	1	-	1	-	-	-	-	-
H-19	4	-	-	3	1	-	-	-
H-21	5	-	1	1	2	-	1	-

Source: D/Flight Safety Research - The Inspector General

TABLE 22 — PERSONNEL FATALITIES AND INJURIES IN AIRCRAFT ACCIDENTS — FY 1958 BY QUARTER

(Includes USAF, ANG, AFR, MATS Navy Units and CAP Aircraft in the USAF Inventory)

TYPE AND MODEL	INJURIES - ALL PERSONNEL				INJURIES - USAF RATED PILOTS			
	TOTAL	FATAL	MAJOR	MINOR	TOTAL	FATAL	MAJOR	MINOR
TOTAL FY 1958	940	652	178	110	493	316	105	72
FIRST QUARTER - TOTAL	203	116	56	31	118	65	27	26
BOMBER - TOTAL	43	29	11	3	20	13	6	1
Jet - (Sub Total)	29	21	7	1	16	10	5	1
B-45	3	3	-	-	2	2	-	-
B-47	19	15	3	1	10	6	3	1
B-57	2	2	-	-	2	2	-	-
B-66	5	1	4	-	2	-	2	-
Non-Jet - (Sub Total)	14	8	4	2	4	3	1	-
B-25	5	4	1	-	1	1	-	-
B-26	4	4	-	-	2	2	-	-
B-50	5	-	4	1	1	-	1	-
CARGO - TOTAL	47	26	16	5	12	5	3	4
Reciprocating	47	26	16	5	12	5	3	4
C-46	1	-	-	1	1	-	-	1
C-47/53(C-117)	16	16	-	-	3	3	-	-
C-97	6	5	-	1	3	2	-	1
C-124	24	5	16	3	5	-	3	2
FIGHTER(ALL JET)-TOTAL	73	34	22	17	61	30	15	16
F-80	1	-	1	-	1	-	1	-
F-84F/K	11	4	4	3	11	4	4	3
F-84 (other)	6	2	2	2	6	2	2	2
F-86D/L	13	9	1	3	13	9	1	3
F-86 (other)	4	2	1	1	4	2	1	1
F-89	8	4	3	1	4	3	-	1
F-94 (other)	1	1	-	-	1	1	-	-
F-100 (other)	26	11	10	5	19	8	6	5
F-102	2	1	-	1	2	1	-	1
F-104	1	-	-	1	-	-	-	-
TRAINER - TOTAL	38	26	6	6	25	17	3	5
Jet - (Sub Total)	34	23	5	6	25	17	3	5
T-33	34	23	5	6	25	17	3	5
Non-Jet - (Sub Total)	4	3	1	-	-	-	-	-
T-28	2	2	-	-	-	-	-	-
T-34	1	-	1	-	-	-	-	-
C-45	1	1	-	-	-	-	-	-
LIAISON - TOTAL	2	1	1	-	-	-	-	-
L-20	2	1	1	-	-	-	-	-
SECOND QUARTER - TOTAL	241	152	56	33	135	88	34	13
BOMBER - TOTAL	51	43	6	2	24	21	1	2
Jet - (Sub Total)	41	37	2	2	21	18	1	2
B-47	24	23	-	1	14	13	-	1
B-52	10	8	2	-	4	3	1	-
B-57	4	3	-	1	2	1	-	1
B-66	3	3	-	-	1	1	-	-
Non-Jet - (Sub Total)	10	6	4	-	3	3	-	-
B-29	10	6	4	-	3	3	-	-
CARGO - TOTAL	58	41	16	1	24	20	4	-
Reciprocating	58	41	16	1	24	20	4	-
C-47/53(C-117)	32	18	13	1	14	11	3	-
C-97	16	16	-	-	6	6	-	-
C-119	4	4	-	-	3	3	-	-
C-124	6	3	3	-	1	-	1	-
FIGHTER(ALL JET)-TOTAL	79	40	18	21	52	29	16	7
F-84F/K	10	6	2	2	10	6	2	2
F-86D/L	7	3	3	1	7	3	3	1
F-86H	4	-	4	-	3	-	3	-
F-86 (other)	2	1	-	1	2	1	-	1
F-89	8	7	1	-	4	4	-	-
F-94C	1	1	-	-	1	1	-	-
F-94 (other)	2	1	1	-	2	1	1	-
F-100F	5	2	2	1	5	2	2	1
F-100 (other)	38	19	3	16	16	11	3	2
F-102	2	-	2	-	2	-	2	-

TABLE 22 — PERSONNEL FATALITIES AND INJURIES IN AIRCRAFT ACCIDENTS — FY 1958 BY QUARTER (CONT)

(Includes USAF, ANG, AFR, MATS Navy Units and CAP Aircraft in the USAF Inventory)

TYPE AND MODEL	INJURIES - ALL PERSONNEL				INJURIES - USAF RATED PILOTS			
	TOTAL	FATAL	MAJOR	MINOR	TOTAL	FATAL	MAJOR	MINOR
SECOND QUARTER (CONT-D)								
TRAINER - TOTAL	46	27	15	4	32	18	12	2
Jet - (Sub Total)	36	22	11	3	28	16	10	2
T-33	36	22	11	3	28	16	10	2
Non-Jet - (Sub Total)	10	5	4	1	4	2	2	-
T-28	5	5	-	-	2	2	-	-
C-45	5	-	4	1	2	-	2	-
LIAISON - TOTAL	1	-	1	-	1	-	1	-
L-20	1	-	1	-	1	-	1	-
HELICOPTER - TOTAL	3	-	-	3	2	-	-	2
H-21	3	-	-	3	2	-	-	2
NON-USAF - TOTAL	3	1	-	2	-	-	-	-
Bonanza	1	1	-	-	-	-	-	-
Meteor	2	-	-	2	-	-	-	-
THIRD QUARTER - TOTAL	258	187	42	29	127	82	25	20
BOMBER - TOTAL	54	44	5	5	25	21	3	1
Jet - (Sub Total)	34	27	3	4	19	15	2	1
B-47	22	20	2	-	16	14	2	-
B-52	9	5	-	4	1	-	-	1
B-57	3	2	1	-	2	2	-	-
Non-Jet - (Sub Total)	20	17	2	1	6	5	1	-
B-25	4	4	-	-	2	2	-	-
B-26	6	3	2	1	2	1	1	-
B-50	10	10	-	-	2	2	-	-
CARGO - TOTAL	107	83	17	7	25	14	7	4
Reciprocating	107	83	17	7	25	14	7	4
C-47	24	16	6	2	7	4	2	1
C-97	10	8	2	-	3	2	1	-
C-118	41	41	-	-	4	4	-	-
C-119	7	3	2	2	3	2	-	1
C-121	6	-	5	1	2	-	2	-
C-123	2	-	2	-	2	-	2	-
C-124	15	15	-	-	2	2	-	-
C-131	2	-	-	2	2	-	-	2
FIGHTER(ALL JET)-TOTAL	50	32	11	7	44	27	10	7
F-80	2	2	-	-	2	2	-	-
F-84F/K	4	4	-	-	4	4	-	-
F-84 (other)	3	3	-	-	3	3	-	-
F-86D/L	9	4	3	2	9	4	3	2
F-86H	1	-	-	1	1	-	-	1
F-86 (other)	6	4	1	1	6	4	1	1
F-89	3	2	-	1	2	1	-	1
F-94C	2	2	-	-	1	1	-	-
F-100F	3	1	2	-	3	1	2	-
F-100 (other)	13	8	3	2	9	5	2	2
F-102	3	1	2	-	3	1	2	-
F-104	1	1	-	-	1	1	-	-
TRAINER - TOTAL	37	24	4	9	29	18	4	7
Jet - (Sub Total)	30	19	4	7	27	17	4	6
T-33	30	19	4	7	27	17	4	6
Non-Jet (Sub Total)	7	5	-	2	2	1	-	1
T-28	4	3	-	1	1	-	-	1
C-45	3	2	-	1	2	1	-	1
LIAISON - TOTAL	10	4	5	1	4	2	1	1
L-20	5	-	5	-	3	2	-	1
L-27	5	-	5	-	1	-	1	-
FOURTH QUARTER - TOTAL	238	197	24	17	113	81	19	13
BOMBER - TOTAL	39	35	3	1	21	20	1	-
Jet - (Sub Total)	31	29	2	-	18	17	1	-
B-45	1	1	-	-	-	-	-	-
B-47	19	18	1	-	12	11	1	-
B-57	8	7	1	-	5	5	-	-
B-66	3	3	-	-	1	1	-	-

TABLE 22 — PERSONNEL FATALITIES AND INJURIES IN AIRCRAFT ACCIDENTS — FY 1958 BY QUARTER (CONT)

(Includes USAF, ANG, AFR, MATS Navy Units and CAP Aircraft in the USAF Inventory)

TYPE AND MODEL	INJURIES - ALL PERSONNEL				INJURIES - USAF RATED PILOTS			
	TOTAL	FATAL	MAJOR	MINOR	TOTAL	FATAL	MAJOR	MINOR
FOURTH QUARTER (CONT'D)								
BOMBER (CONT'D)								
Non-Jet (Sub Total)	8	6	1	1	3	3	-	-
B-25	6	6	-	-	3	3	-	-
B-26	2	-	1	1	-	-	-	-
CARGO - TOTAL	38	33	2	3	11	10	-	1
Jet - (Sub Total)	15	15	-	-	4	4	-	-
C-135	15	15	-	-	4	4	-	-
Turbo Prop - Total	6	4	-	2	3	2	-	1
YC-130/C-130A	2	1	-	1	1	-	-	1
YC-133	4	3	-	1	2	2	-	-
Reciprocating	17	14	2	1	4	4	-	-
C-47/53(C-117)	4	3	-	1	2	2	-	-
C-121	5	5	-	-	-	-	-	-
C-124	8	6	2	-	2	2	-	-
FIGHTER(ALL JET)-TOTAL	56	40	9	7	53	37	9	7
F-84F/K	6	5	-	1	6	5	-	1
F-84 (other)	1	-	1	-	1	-	1	-
F-86D/L	9	6	2	1	9	6	2	1
F-86H	1	1	-	-	1	1	-	-
F-86 (other)	1	1	-	-	1	1	-	-
F-89	3	3	-	-	2	2	-	-
F-94C	2	2	-	-	1	1	-	-
F-100F	9	7	2	-	9	7	2	-
F-100 (other)	16	10	3	3	16	10	3	3
F-102	6	4	-	2	6	4	-	2
F-104	1	1	-	-	-	-	-	-
F-105	1	-	1	-	1	-	1	-
TRAINER - TOTAL	33	25	6	2	21	13	6	2
Jet - (Sub Total)	30	22	6	2	21	13	6	2
T-33	30	22	6	2	21	13	6	2
Non-Jet - (Sub Total)	3	3	-	-	-	-	-	-
T-34	3	3	-	-	-	-	-	-
LIAISON - TOTAL	3	-	1	2	2	-	1	1
L-20	3	-	1	2	2	-	1	1
HELICOPTER - TOTAL	9	4	3	2	5	1	2	2
H-5	1	-	1	-	1	-	1	-
H-19	4	1	1	2	2	-	-	2
H-21	4	3	1	-	2	1	1	-
NON-USAF - TOTAL	60	60	-	-	-	-	-	-
Canberra	2	2	-	-	-	-	-	-
DC-7	47	47	-	-	-	-	-	-
Viscount	11	11	-	-	-	-	-	-

Source: D/Flight Safety Research - The Inspector General.

GROUND SAFETY

DEFINITIONS

The tables included in this section are USAF Ground Accident statistics approved and directed by the Air Force Regulation 32-1, dated 24 August 1948. In establishing the reporting system, standardized cost factors and definitions have been approved. The present standard accident costs for injuries and fatalities were established by the Air Force Regulation 32-2, dated 18 April 1956

ACCIDENT, GROUND

Any accident which occurs on or off an Air Force installation, base, or site which involves Air Force military personnel, Air Force civilian personnel on duty, or Air Force property. Reference paragraph 3, Air Force Regulation 32-2, dated 18 April 1956

ACCIDENT, PRIVATE MOTOR VEHICLE

A motor vehicle accident involving only non-Air Force motor vehicle or, if both Air Force and non-Air Force motor vehicles were involved, the Air Force motor vehicle was not being operated at the time of the accident. Motor vehicles which are not Air Force property will be considered as private motor vehicles. Vehicles which are the property of Government agencies other than the Air Force will also be considered as private motor vehicles.

ACCIDENT, USAF MOTOR VEHICLE

An accident involving the operating of an Air Force motor vehicle which results in either disabling or non-disabling injury to Air Force personnel and/or non-USAF persons and/or damage aggregating $25.00 or more to Air Force motor vehicles, or to other vehicles or property without regard to ownership.

ACCIDENT, USAF PROPERTY

An incident resulting from Air Force ground operation wherein Air Force property is accidently damaged in amount of $25.00 or more.

COST PER CAPITA

$$\text{Cost per Capita} = \frac{\text{Cost of Injuries} \,/\, \text{Cost of Fatalities} \,/\, \text{Cost of Property Damage}}{\text{Total Command Strength (Average Military and Average Civilian)}}$$

COST YARDSTICK

INJURY	JAN 1949 THROUGH DEC 1950		JAN 1951 THROUGH DEC 1951			JAN 1952 THROUGH Dec 1957	
	Military	Civilian	Military		Civilian	Military	Civilian
			Officer	Airman			
Non-Disabling. . .	$ 4.25	$ 4.25	$ 6.00	$ 6.00	$ 6.00	$ 7.00	$ 7.00
Temporary Total. .	441.00	119.00	32.00/Day	23.00/Day	17.00/Day	30.00/Day	14.00/Day
Permanent Partial.	441.00	119.00	37,000.00	37,000.00	8,500.00	43,000.00	10,500.00
Permanent Total. .	441.00	119.00	57,000.00	57,000.00	70,000.00	63,500.00	70,000.00
Fatal.	19,565.00	9,955.00	26,500.00	26,500.00	20,000.00	31,500.00	25,000.00

DAYS OUT OF SERVICE

Air Force vehicle "days out of service" and Air Force aircraft "days out of service" will be estimated total number of calendar days that the particular piece of equipment is out of service as a result of a ground accident, beginning with the day after the accident occurs and continuing up to the day on which it is estimated that the equipment will return to service.

INJURY, DISABLING

An injury which results in death, permanent total, permanent partial injury, or temporary total injury which in the opinion of competent medical authority makes it impossible for the injured to return to work or duty at any time during the next calendar day following date of injury.

INJURY, NON-DISABLING

A non-disabling injury is an injury which, although requiring medical attention, would not keep the injured person from performing his regularly assigned duties during the next calendar day or any subsequent day. This type is generally known as a first-aid case.

DEFINITIONS

PERSONNEL, CIVILIAN

Includes citizens and/or residents of the United States, its territories, and Canada, who are employed by the US Air Force and are paid from appropriated funds. Excludes Foreign Nationals.

PERSONNEL, MILITARY

Comprises officers and airmen serving on extended active duty with the Air Force. Members of other United States military services serving on extended active duty with Air Force units are included as Air Force Military Personnel.

RATES

Frequency rates were computed to the following formulas:

$$\text{Civilian Injury Rate} = \frac{\text{Number of Civilian Disabling and Fatal Injuries} \times 1{,}000{,}000}{\text{Total Hours of Civilian Employment}}$$

$$\text{Military Injury Rate (On Duty)} = \frac{\text{Number of Military Disabling and Fatal Injuries "On Duty"} \times 100{,}000}{\text{Total Military Man-Days of Exposure} \times 1/3}$$

$$\text{Military Injury Rate (Off Duty)} = \frac{\text{Number of Military Disabling and Fatal Injuries "Off Duty"} \times 100{,}000}{\text{Total Military Man-Days Exposure} \times 2/3}$$

$$\text{USAF Motor Vehicle Rate} = \frac{\text{Number of USAF Motor Vehicle Accidents} \times 100{,}000}{\text{Total USAF Motor Vehicle Mileage}}$$

STATUS

Indicates whether or not the person involved in the accident was on or off duty and whether the accident occurred on or off a military installation, base or site.

STRENGTH (AVERAGE), CIVILIAN

The derived civilian employee strength is developed by dividing the total civilian payroll man-hours worked (including legal holidays) during the report period by the standard number of work hours during the report period:

TOTAL CIVILIAN

$$\text{Derived Civilian Strength} = \frac{\text{Man Hours Worked}}{\text{Number of Standard Work Hours}}$$

The number of standard work-hours during the report period are the number of calendar days in the month minus Saturdays and Sundays multiplied by 8. Example - there were 21 paid payroll work-days in January 1955, therefore, the standard number of work-hours in the month was 21 multiplied by 8, or 168 hours.

STRENGTH (AVERAGE), MILITARY

The average military strength is obtained by dividing the total military man-days of exposure by the number of days in the report period:

$$\text{Average Military Strength} = \frac{\text{Exposure}}{\text{Number of Days in the Report Period}}$$

The total military exposure is the sum of daily assigned strength figures as shown on all morning reports for the entire report period.

TIME LOSS (CIVILIAN)

Time loss for a civilian employee will be the estimated total number of days he will be unable to report for work as a result of the injury beginning with the first day he is unable to report for work and continuing up to the date of return. Sick leave, annual leave, and holidays will be included in the time loss.

TIME LOSS (MILITARY)

Time loss for a military person will be the estimated number of calendar days he is unable to report for duty as a result of an accidental injury, beginning with the first day he is unable to report for duty and continued up to the date of return.

USAF AIRCRAFT DAMAGED FROM GROUND ACCIDENTS

USAF Aircraft damaged as the result of a ground accident.

TABLE 23 — SUMMARY — USAF GROUND ACCIDENT

(Cost yardstick changes for USAF Ground Accidents are shown on chart under "Definitions". Beginning with July 1953

LINE NO	INJURIES, PROPERTY DAMAGE, AND COST	CY 1949	CY 1950	CY 1951	CY 1952
1	MILITARY PERSONNEL				
2	Injuries				
3	Non-Disabling - Total	35,056	45,591	75,156	89,217
4	Disabling - Total	11,667	12,212	17,031	19,503
5	Fatalities	483	472	843	935
6	Permanent Total	) 133	119	(13	21
7	Permanent Partial	)		(183	215
8	Temporary Total	11,051	11,621	15,992	18,332
9	On-Duty Disabling Injuries - Total	3,965	3,837	6,011	6,358
10	Off-Duty Disabling Injuries - Total	7,702	8,375	11,020	13,145
11	Disabling Injury Rate - Total	7.73	7.63	6.04	5.55
12	On-Duty	7.96	7.26	6.41	5.44
13	Off-Duty	7.62	7.80	5.86	5.61
14	Man-Days Exposure - Total	150,958,405	160,153,908	281,829,035	351,224,770
15	Man-Days Lost - Total	180,304	193,645	276,473	338,025
16	Cost Of Injuries - Total	$ 14,531,045	$ 14,605,802	$ 31,442,808	$ 43,724,786
17	Non-Disabling	148,988	193,762	450,936	624,519
18	Disabling	14,382,057	14,412,040	30,991,872	43,100,267
19	CIVILIAN PERSONNEL b/				
20	Injuries				
21	Non-Disabling - Total	58,005	60,960	117,546	132,185
22	Disabling - Total	2,681	2,347	3,455	3,733
23	Fatalities	16	14	31	31
24	Permanent Total	) 43	54	(2	-
25	Permanent Partial	)		(71	58
26	Temporary Total	2,622	2,279	3,351	3,644
27	Disabling Injury Rate - Total	7.43	6.48	6.32	5.80
28	Man-Hours Exposure - Total	360,753,462	362,012,849	546,355,622	643,839,977
29	Man-Days Lost - Total	32,005	31,414	38,975	46,019
30	Cost Of Injuries - Total	$ 722,953	$ 676,097	$ 2,713,399	$ 2,692,047
31	Non-Disabling	246,521	259,080	705,276	925,295
32	Disabling	476,432	417,017	2,008,123	1,766,752
33	USAF PROPERTY DAMAGE				
34	USAF Government Motor Vehicles				
35	Total Number Of Motor Vehicle Accidents	7,775	6,934	5,167	7,003
36	Number Of Miles Operated	255,149,637	255,527,698	389,062,667	496,228,958
37	Accident Rate	3.05	2.71	1.33	1.41
38	Number Of Motor Vehicles Damaged - Total	6,796	5,723	3,922	5,427
39	Damaged In Motor Vehicle Accidents	a/	a/	3,922	5,413
40	Motor Vehicle Damaged By Other Causes	a/	a/	-	14
41	Days Out Of Service - Total	17,271	14,719	a/	a/
42	From Motor Vehicle Accidents	a/	a/	25,404	38,999
43	From Other Causes	a/	a/	a/	a/
44	Motor Vehicle Damage Cost - Total	$ 454,424	$ 402,054	$ 636,054	$ 952,585
45	Damaged In Motor Vehicle Accidents	454,424	402,054	636,054	919,385
46	Motor Vehicle Damaged By Other Causes	a/	a/	-	33,200
47	USAF Aircraft				
48	Number Damaged - Total	458	380	623	887
49	Damaged By USAF Motor Vehicle Accidents	a/	a/	a/	a/
50	Damaged By Other Causes	a/	a/	a/	a/
51	Days Out Of Service - Total	2,221	1,755	3,560	3,656
52	Caused By USAF Motor Vehicle Accidents	a/	a/	1,479	1,492
53	Other Causes	a/	a/	2,081	2,164
54	Aircraft Damage Cost - Total	$ 1,118,653	$ 552,473	$ 1,077,126	$ 2,538,704
55	Caused By USAF Motor Vehicle Accidents	a/	a/	474,575	388,233
56	Other Causes	a/	a/	602,551	2,150,471
57	Other USAF Property Damaged				
58	Cost Of Other USAF Property Damaged - Total	$ 372,115	$ 265,044	$ 411,730	$ 512,421
59	Caused By USAF Motor Vehicle Accidents	41,166	34,288	68,029	82,722
60	Other Causes	$ 330,949	230,756	$ 343,701	$ 429,699
61	INJURY AND PROPERTY DAMAGE COST c/				
62	Injury And Property Damage Cost - Total	$ 17,199,190	$ 16,501,470	$ 36,281,117	$ 50,420,543
63	Non-Disabling Injuries (Military And Civilian)	395,509	452,842	1,156,212	1,549,814
64	Disabling Injuries (Military And Civilian)	14,858,489	14,829,057	32,999,995	44,867,019
65	USAF Property Damage	1,945,192	1,219,571	2,124,910	4,003,710
66	COST PER CAPITA				
67	Military	$ 36.98	$ 33.11	$ 40.72	$ 45.56
68	Civilian	$ 4.18	$ 3.71	$ 10.05	$ 8.46
69	Total Cost	$ 30.39	$ 26.52	$ 34.82	$ 39.46

a/ Not available.
b/ Excludes Foreign Nationals beginning September 1953.
c/ Excludes cost of tort claims.

EXPERIENCE, WORLDWIDE — 1 JAN 1949 THROUGH 31 DEC 1957

the table below excludes Act of God, commercial carrier, and other reportable, but not chargeable accidents).

CY 1953	CY 1954	CY 1955	CY 1956	CY 1957	CY 1958	CY 1959	CY 1960	LINE NO
								1
86,103	79,348	76,988	80,013	76,926				2
19,942	18,412	18,204	17,593	16,905				3
856	808	859	816	786				4
21	16	13	15	8				5
168	44	37	32	27				6
18,897	17,544	17,295	16,730	16,084				7
a/	5,486	5,170	4,554	4,372				8
a/	12,926	13,034	13,039	12,533				9
5.68	5.37	5.23	5.29	5.10				10
a/	4.80	4.46	4.11	3.96				11
a/	5.65	5.62	5.88	5.68				12
351,211,777	342,949,842	348,135,767	332,708,476	331,201,192				13
314,239	271,099	250,291	246,184	233,758				14
$ 40,949,041	$ 37,048,406	$ 37,522,646	$ 35,978,111	$ 33,979,222				15
602,721	555,436	538,916	560,091	538,482				16
40,346,320	36,492,970	36,983,730	35,418,020	33,440,740				17
								18
								19
94,423	63,899	59,560	59,556	52,294				20
2,395	1,722	1,638	1,666	1,649				21
14	6	9	13	8				22
1	1	1	-	-				23
49	2	2	-	2				24
2,331	1,713	1,626	1,653	1,639				25
3.86	312	2.73	2.53	2.53				26
620,963,985	551,845,864	600,837,428	658,246,652	651,602,675				27
26,646	21,519	17,835	19,157	18,240				28
$ 1,832,057	$ 989,559	$ 982,610	$ 1,010,090	$ 842,418				29
660,268	447,293	416,920	416,892	366,058				30
1,171,789	542,266	565,690	593,198	476,360				31
								32
								33
6,338	5,230	5,362	4,507	4,058				34
533,261,614	529,156,342	566,696,918	538,313,389	524,407,589				35
1.19	.99	.95	.84	.77				36
5,010	4,364	4,633	3,923	3,640				37
a/	4,210	4,427	3,690	3,418				38
a/	154	206	233	222				39
47,275	34,987	39,805	31,484	26,523				40
a/	33,565	38,761	30,288	25,511				41
a/	1,422	1,044	1,196	1,012				42
$ 896,637	$ 770,132	$ 927,266	$ 711,082	$ 716,149				43
a/	749,413	901,213	684,491	679,211				44
a/	20,719	26,053	26,591	36,938				45
								46
								47
911	776	912	735	689				48
a/	a/	a/	102	114				49
a/	a/	a/	633	575				50
4,887	3,688	4,487	3,939	2,938				51
a/	a/	a/	534	349				52
a/	a/	a/	3,405	2,589				53
$ 1,675,606	$ 928,352	$ 1,136,427	$ 1,053,894	$ 740,678				54
a/	a/	a/	60,717	143,286				55
a/	a/	a/	993,177	597,392				56
								57
$ 676,394	$ 609,895	$ 805,003	$ 901,055	$ 1,033,192				58
a/	d/ 223,376	d/ 290,688	161,716	69,907				59
676,394	386,519	514,315	739,339	963,285				60
								61
$ 46,029,735	$ 40,346,344	$ 41,373,952	$ 39,654,232	$ 37,311,659				62
1,262,989	1,002,729	955,836	976,983	904,540				63
41,518,109	37,035,236	37,549,420	36,011,218	33,917,100				64
3,248,637	2,308,379	2,868,696	2,666,031	2,490,019				65
								66
$ 42.56	$ 39.43	$ 39.34	$ 39.58	$ 37.45				67
$ 6.09	$ 3.74	$ 3.40	$ 3.20	$ 2.70				68
$ 36.44	$ 33.51	$ 33.29	$ 32.39	$ 30.60				69

d/ Includes cost of Aircraft damaged by USAF motor vehicles.

Source: Assistant for Ground Safety, DCS/Personnel.

TABLE 24 — MILITARY AND CIVILIAN GROUND ACCIDENTS, BY ACCIDENT CATEGORY, BY COMMAND — CY 1957

— (Table below is a Modification of Table-26 FY 1957, "USAF Statistical Digest," Worldwide data only is shown.)

COMMAND	TOTAL	USAF MOTOR VEHICLE ACCIDENTS	PRIVATE MOTOR VEHICLE ACCIDENTS	USAF AIRCRAFT MAINTENANCE	USAF SUPPLY INCLUDING RELATED ACTIVITIES	USAF AIR INSTALLATIONS ACTIVITIES	ALTERCATION AND HORSEPLAY	SPORTS	RECREATION	ALL OTHER
WORLDWIDE - TOTAL	22,413	4,058	4,541	2,019	718	683	1,464	3,200	884	4,846
Air Defense Command	2,291	407	676	172	25	70	156	298	80	407
Air Force Accounting and Finance Center	9	1	1	-	-	-	-	-	-	7
Air Materiel Command	2,364	449	155	476	367	143	71	126	35	542
Air Proving Ground Command a/	273	43	39	16	7	17	20	47	14	70
Air Research and Development Command	565	91	109	57	28	20	18	93	17	132
Air Training Command	2,913	395	581	134	18	78	279	530	103	795
Air University	170	37	39	3	1	7	7	35	4	37
Continental Air Command	473	100	89	55	7	17	14	66	15	110
Headquarters Command	309	121	48	7	2	9	5	42	12	63
Military Air Transport Service	2,224	301	490	278	44	47	150	360	94	460
Strategic Air Command	3,762	544	1,017	325	60	124	198	492	120	882
Tactical Air Command	1,892	270	481	200	34	46	153	293	62	353
USAF Security Service	193	17	48	2	3	1	22	63	9	28
Alaskan Air Command	550	146	27	34	21	35	30	92	29	136
Caribbean Air Command	25	8	4	1	-	-	1	6	2	3
Pacific Air Forces	1,479	396	155	89	32	33	126	248	149	251
Northeast Air Command a/	75	17	3	7	-	3	4	4	8	29
US Air Forces, Europe	2,602	697	449	162	67	33	197	382	122	493
Miscellaneous	244	18	130	1	2	-	13	23	9	48

a/Northeast Air Command was discontineud, 1 April 1957 and personnel were transferred to Air Defense Command, Air Materiel Command, Headquarters Command, Military Air Transport Service, and Strategic Air Command; Air Proving Ground was transferred to Air Research and Development, 1 December 1957 but reporting for Ground Safety tables was continued under APG through December 1957.

Source: Assistant for Ground Safety, DCS/Personnel.

TABLE 25 — MILITARY AND ON-DUTY CIVILIAN DISABLING AND NON-DISABLING INJURIES BY COMMAND — CY 1957

(Table below is a Modification of Table 28 Fy 1957; "USAF Statistical Digest;" Worldwide data only is shown.)

COMMAND	TOTAL		MILITARY		CIVILIAN	
	DISABLING INJURIES	Non-Disabling Injuries	Disabling Injuries	Non-Disabling Injuries	Disabling Injuries	Non-Disabling Injuries
WORLDWIDE - TOTAL	18,554	129,220	16,905	76,926	1,649	52,294
Air Defense Command	2,042	13,443	1,973	12,503	69	940
Air Force Accounting and Finance Center	8	141	1	1	7	140
Air Materiel Command	1,568	40,116	599	1,724	969	38,392
Air Proving Ground Command a/	246	410	231	357	15	53
Air Research and Development Command	464	4,902	382	1,536	82	3,366
Air Training Command	2,578	14,453	2,405	10,646	173	3,807
Air University	133	716	118	524	15	192
Continental Air Command	364	1,597	307	834	57	763
Headquarters Command, USAF	182	447	162	238	20	209
Military Air Transport Service	1,915	9,919	1,825	7,672	90	2,247
Strategic Air Command	3,330	17,453	3,246	16,387	84	1,066
Tactical Air Command	1,705	7,210	1,671	6,792	34	418
USAF Security Service	200	398	200	385	-	13
Alaskan Air Command	386	2,698	366	2,403	20	295
Caribbean Air Command	17	137	17	136	-	1
Pacific Air Forces	1,093	6,734	1,084	6,519	9	215
Northeast Air Command a/	56	462	55	356	1	106
US Air Forces, Europe	2,028	7,954	2,026	7,889	2	65
Miscellaneous	239	30	237	24	2	6

a/See Table 24 for changes in these commands.

Source: Assistant for Ground Safety, DCS/Personnel.

TABLE 26 — MILITARY PERSONNEL INJURY EXPERIENCE — TOTAL, BY COMMAND — CY 1957

(Table below is a Modification of Table 30 Fy 1957, "USAF Statistical Digest;" Worldwide data only is shown.)

COMMAND	DISABLING INJURIES								NON DISABLING INJURIES
	Total Disabling Injuries	Fatal	Permanent Total	Permanent Partial	Temporary Total		Man-Days of Exposure	Rate	
					Number	Man-Days Lost			
WORLDWIDE - TOTAL	16,905	786	8	27	16,084	233,758	331,206,192	5.10	76,926
Air Defense Command	1,973	106	1	3	1,863	33,164	36,237,039	5.44	12,503
Air Force Accounting and Finance Center	1	-	-	-	1	20	19,687	5.08	1
Air Materiel Command	599	17	-	1	581	7,078	10,097,970	5.93	1,724
Air Proving Ground Command a/	231	18	-	1	212	2,230	3,011,281	7.67	357
Air Research and Development Command	382	14	-	-	368	3,953	6,090,335	6.27	1,536
Air Training Command	2,405	99	2	3	2,301	29,023	57,685,069	4.17	10,646
Air University	118	2	-	4	112	2,530	4,443,830	2.66	524
Continental Air Command	307	20	-	-	287	4,342	7,560,134	4.06	834
Headquarters Command, USAF	162	12	-	1	149	3,033	5,599,866	2.89	238
Military Air Transport Service	1,825	79	-	1	1,745	26,128	36,866,227	4.95	7,672
Strategic Air Command	3,246	176	2	4	3,064	49,526	74,900,330	4.33	16,387
Tactical Air Command	1,671	84	-	2	1,585	20,863	22,898,588	7.30	6,792
USAF Security Service	200	10	-	-	190	3,239	6,354,205	3.15	385
Alaskan Air Command	366	5	-	1	360	3,487	6,177,890	5.92	2,403
Caribbean Air Command	17	-	-	-	17	151	470,252	3.62	136
Pacific Air Forces	1,084	24	-	1	1,059	15,112	20,713,031	5.23	6,519
Northeast Air Command a/	55	-	-	-	55	737	1,152,534	4.77	356
US Air Forces, Europe	2,026	68	2	5	1,951	24,630	28,286,662	7.16	7,889
Miscellaneous	237	52	1	-	184	4,512	2,641,262	8.97	24

a/See Table 24 for changes in these commands.

Source: Assistant for Ground Safety, DCS/Personnel.

TABLE 27 — MILITARY PERSONNEL INJURY EXPERIENCE — ON-DUTY, BY COMMAND — CY 1957

(Table below is a Modification of Table 32 Fy 1957, "USAF Statistical Digest;" Worldwide data only is shown.)

COMMAND	DISABLING INJURIES (ON-DUTY)							
	Total Disabling Injuries	Fatal	Permanent Total	Permanent Partial	Temporary Total		Man-Days of Exposure	Rate
					Number	Man-Days Lost		
WORLDWIDE - TOTAL	4,372	65	1	4	4,302	49,059	110,402,062	3.96
Air Defense Command	381	7	-	-	374	4,579	12,079,013	3.15
Air Force Accounting and Finance Center	-	-	-	-	-	-	6,565	-
Air Materiel Command	134	-	-	1	133	1,350	3,365,990	3.98
Air Proving Ground Command a/	65	2	-	1	62	637	1,003,760	6.48
Air Research and Development Command	92	-	-	-	92	589	2,030,111	4.53
Air Training Command	660	3	-	-	657	6,636	19,228,356	3.43
Air University	33	-	-	1	32	636	1,481,276	2.23
Continental Air Command	84	2	-	-	82	929	2,520,044	3.33
Headquarters Command, USAF	36	2	-	-	34	841	1,866,622	1.93
Military Air Transport Service	441	10	-	-	431	5,083	12,288,742	3.59
Strategic Air Command	868	10	-	-	858	11,600	24,966,776	3.48
Tactical Air Command	452	6	-	-	446	3,894	7,632,863	5.92
USAF Security Service	26	2	-	-	24	234	2,118,068	1.23
Alaskan Air Command	128	-	-	-	128	1,058	2,059,297	6.22
Caribbean Air Command	6	-	-	-	6	51	156,750	3.19
Pacific Air Forces	248	8	-	1	239	3,158	6,904,344	3.57
Northeast Air Command a/	23	-	-	-	23	365	384,178	5.99
US Air Forces, Europe	675	12	1	-	662	7,051	9,428,887	7.16
Miscellaneous	20	1	-	-	19	368	880,420	2.27

a/See Table 24 for changes in these commands.

Source: Assistant for Ground Safety, DCS/Personnel

TABLE 28 — MILITARY PERSONNEL INJURY EXPERIENCE — OFF-DUTY, BY COMMAND — CY 1957

(Table below is a Modification of Table 34 Fy 1957, "USAF Statistical Digest," Worldwide data only is shown.)

COMMAND	DISABLING INJURIES (OFF DUTY)							
	Total Disabling Injuries	Fatal	Permanent Total	Permanent Partial	Temporary Total		Man-Days of Exposure	Rate
					Number	Man-Days Last		
WORLDWIDE - TOTAL	12,533	721	7	23	11,782	184,699	220,804,130	5.68
Air Defense Command	1,592	99	1	3	1,489	28,585	24,158,026	6.56
Air Force Accounting and Finance Center	1	-	-	-	1	20	13,122	7.62
Air Materiel Command	465	17	-	-	448	5,728	6,731,980	6.91
Air Proving Ground Command a/	166	16	-	-	150	1,593	2,007,521	8.27
Air Research and Development Command	290	14	-	-	276	3,364	4,060,224	7.14
Air Training Command	1,745	96	2	3	1,644	22,387	38,456,713	4.54
Air University	85	2	-	3	80	1,894	2,962,554	2.87
Continental Air Command	223	18	-	-	205	3,413	5,040,090	4.42
Headquarters Command, USAF	126	10	-	1	115	2,192	3,733,244	3.38
Military Air Transport Service	1,384	69	-	1	1,314	21,045	24,577,485	5.63
Strategic Air Command	2,378	166	2	4	2,206	37,926	49,933,554	4.76
Tactical Air Command	1,219	78	-	2	1,139	16,969	15,265,725	7.99
USAF Security Service	174	8	-	-	166	3,005	4,236,137	4.11
Alaskan Air Command	238	5	-	1	232	2,429	4,118,593	5.78
Caribbean Air Command	11	-	-	-	11	100	313,502	3.83
Pacific Air Forces	836	16	-	-	820	11,954	13,808,687	6.05
Northeast Air Command a/	32	-	-	-	32	372	768,356	4.16
US Air Forces, Europe	1,351	56	1	5	1,289	17,579	18,857,775	7.16
Miscellaneous	217	51	1	-	165	4,144	1,760,842	12.32

a/See Table 24 for changes in these commands.

Source: Assistant for Ground Safety, DCS/Personnel.

TABLE 29 — ON DUTY CIVILIAN PERSONNEL INJURY EXPERIENCE — BY COMMAND CY 1957

(Table below is a Modification of Table 36 Fy 1957, "USAF Statistical Digest;" Worldwide data only is shown.)

COMMAND	DISABLING INJURIES								NON DISABILING INJURIES
	Total Disabling Injuries	Fatal	Permanent Total	Permanent Partial	Temporary Total		Man-Hours of Exposure	Rate	
					Number	Man-Days Lost			
WORLDWIDE - TOTAL	1,649	8	-	2	1,639	18,240	651,602,675	2.53	52,294
Air Defense Command	69	2	-	-	67	1,066	24,843,478	2.78	940
Air Force Accounting and Finance Center	7	-	-	-	7	116	4,152,628	1.69	140
Air Materiel Command	969	4	-	-	965	9,889	341,624,388	2.84	38,392
Air Proving Ground Command a/	15	-	-	1	14	245	6,055,749	2.48	53
Air Research and Development Command	82	-	-	-	82	660	46,397,078	1.77	3,366
Air Training Command	173	1	-	1	171	2,211	79,158,716	2.19	3,807
Air University	15	-	-	-	15	101	6,276,383	2.39	192
Continental Air Command	57	-	-	-	57	740	18,634,811	3.06	763
Headquarters Command, USAF	20	-	-	-	20	294	11,319,768	1.77	209
Military Air Transport Service	90	-	-	-	90	1,051	29,341,288	3.07	2,247
Strategic Air Command	84	1	-	-	83	1,110	36,039,526	2.33	1,066
Tactical Air Command	34	-	-	-	34	321	13,006,283	2.61	418
USAF Security Service	-	-	-	-	-	-	1,382,752	-	13
Alaskan Air Command	20	-	-	-	20	244	6,416,077	3.12	295
Caribbean Air Command	-	-	-	-	-	-	376,614	-	1
Pacific Air Forces	9	-	-	-	9	58	7,798,742	1.15	215
Northeast Air Command a/	1	-	-	-	1	30	2,605,628	11.51	106
US Air Forces, Europe	2	-	-	-	2	94	4,369,446	.46	65
Miscellaneous	2	-	-	-	2	10	11,803,320	.17	6

a/See Table 24 for changes in these commands.

Source: Assistant for Ground Safety, DCS/Personnel.

TABLE 30 — USAF MOTOR VEHICLE GROUND ACCIDENT EXPERIENCE, BY COMMAND — CY 1957

(Table below is a Modification of Table 29 Fy 1957, "USAF Statistical Digest;" Worldwide data only is shown.)

COMMAND	Number of Accidents	Miles Operated	Accident Rate	COST							AVERAGE COST PER USAF MOTOR VEHICLE ACCIDENT	AVERAGE DAYS OUT OF SERVICE PER USAF MOTOR VEHICLE DAMAGED
				Total Cost (Property Damage and Disabling Injury)	USAF Property Damaged				Other USAF Property Damaged in Motor Vehicle Accidents	Disabling Injury Cost (Military and On Duty Civilian)		
					Total Cost	USAF Motor Vehicles						
						Cost	Number Damaged	Days out of Service				
WORLDWIDE - TOTAL	4,058	524,407,589	.77	$1,893,994	$ 892,404	$679,211	3,418	25,511	$ 213,193	$ 1,001,590	$ 467	6
Air Defense Command	407	46,437,705	.88	178,946	94,352	69,569	357	3,014	24,783	84,594	440	7
Air Force Accounting and Finance Center	1	65,983	1.52	87	87	87	1	3	-	-	87	3
Air Materiel Command	449	69,325,755	.65	91,845	61,337	49,510	388	1,995	11,827	30,508	205	4
Air Proving Ground Command a/	43	7,082,356	.61	6,175	4,765	4,538	37	126	227	1,410	144	3
Air Research and Development Command	91	17,484,696	.52	38,699	35,249	22,344	76	412	12,905	3,450	425	5
Air Training Command	395	56,044,517	.70	105,273	89,957	76,641	357	1,937	13,316	15,316	267	5
Air University	37	4,023,471	.92	5,681	5,091	5,000	32	103	91	590	154	3
Continental Air Command	100	9,103,249	1.10	51,186	13,764	13,314	94	556	450	37,422	512	6
Headquarters Command, USAF	121	13,346,530	.91	13,834	13,474	13,394	108	655	80	360	114	5
Military Air Transport Service	301	42,622,101	.71	104,541	60,133	42,884	259	1,616	17,249	44,408	347	5
Strategic Air Command	544	83,787,571	.65	332,529	163,735	109,235	448	3,076	54,500	168,794	611	6
Tactical Air Command	270	20,413,380	1.32	100,822	63,844	38,878	215	1,755	24,966	36,978	373	7
USAF Security Service	17	2,056,621	.83	36,578	4,178	3,178	15	352	1,000	32,400	2,152	21
Alaskan Air Command	146	9,471,217	1.54	21,963	18,273	15,583	99	713	2,690	3,690	150	5
Caribbean Air Command	8	2,059,713	.39	2,034	1,134	1,134	8	105	-	900	254	13
Pacific Air Forces	396	56,850,513	.70	243,210	79,200	58,574	287	2,752	20,626	164,010	614	7
Northeast Air Command a/	17	1,816,844	.94	5,577	5,277	4,967	10	74	310	300	328	4
US Air Forces, Europe	697	81,500,425	.86	520,066	175,196	147,238	608	6,151	27,958	344,870	746	9
Miscellaneous	18	914,942	1.97	34,948	3,358	3,143	19	116	215	31,590	1,942	6

a/See Table 24 for changes in these commands.

Source: Assistant for Ground Safety, DCS/Personnel.

TABLE 31 — GROUND ACCIDENT COST ANALYSIS, BY COMMAND — CY 1957

(Table below is a Modification of Table 27 Fy 1957, "USAF Statistical Digest;" Worldwide data only is shown.)

COMMAND	TOTAL COST	MILITARY INJURY COST	CIVILIAN INJURY COST	PROPERTY DAMAGE COST	COST PER CAPITA
WORLDWIDE - TOTAL	$ 37,311,659	$ 33,979,222	$ 842,418	$ 2,490,019	$ 30.60
Air Defense Command	4,911,382	4,613,941	71,504	225,937	44.18
Air Force Accounting and Finance Center	3,298	607	2,604	87	1.61
Air Materiel Command	1,887,812	802,908	507,190	577,714	9.87
Air Proving Ground Command a/	717,159	679,399	14,301	23,459	64.32
Air Research and Development Command	667,284	570,342	32,802	64,140	17.15
Air Training Command	4,538,035	4,319,712	93,103	125,220	23.16
Air University	323,123	314,568	2,758	5,797	21.28
Continental Air Command	813,864	766,098	15,701	32,065	27.46
Headquarters Command, USAF	535,420	513,656	5,579	16,185	25.79
Military Air Transport Service	3,565,378	3,369,044	30,443	165,891	30.99
Strategic Air Command	8,026,943	7,443,489	48,002	535,452	36.08
Tactical Air Command	3,581,095	3,405,434	7,420	168,241	51.93
USAF Security Service	419,164	414,865	91	4,208	23.19
Alaskan Air Command	376,958	321,931	5,481	49,546	18.85
Caribbean Air Command	6,623	5,482	7	1,134	4.51
Pacific Air Forces	1,452,554	1,297,993	2,317	152,244	24.02
Northeast Air Command a/	40,206	24,602	1,162	14,442	9.13
US Air Forces, Europe	3,604,583	3,278,123	1,771	324,689	45.29
Miscellaneous	1,840,778	1,837,028	182	3,568	142.83

a/ See Table 24 for changes in these commands.

Source: Assistant for Ground Safety, DCS/Personnel

TABLE 32 — COST ANALYSIS OF USAF MILITARY PERSONNEL INJURY EXPERIENCE — TOTAL BY COMMAND — CY 1957

(Table below is a modification of Table 31 Fy 1957, "USAF Statistical Digest," Worldwide data only is shown.)

COMMAND	TOTAL COST DISABLING AND NON-DISABLING INJURIES	DISABLING INJURY COST				NON-DISABLING INJURY COST	COST PER CAPITA
		Fatal	Permanent Total	Permanent Partial	Temporary Total		
WORLDWIDE - TOTAL	$ 33,979,222	$ 24,759,000	$508,000	$ 1,161,000	$ 7,012,740	$ 538,482	$37.45
Air Defense Command	4,613,941	3,339,000	63,500	129,000	994,920	87,521	46.47
Air Force Accounting and Finance Center	607	-	-	-	600	7	11.24
Air Materiel Command	802,908	535,500	-	43,000	212,340	12,068	29.02
Air Proving Ground Command a/	679,399	567,000	-	43,000	66,900	2,499	82.35
Air Research and Development Command	570,342	441,000	-	-	118,590	10,752	34.18
Air Training Command	4,319,712	3,118,500	127,000	129,000	870,690	74,522	27.33
Air University	314,568	63,000	-	172,000	75,900	3,668	25.84
Continental Air Command	766,098	630,000	-	-	130,260	5,838	36.99
Headquarters Command, USAF	513,656	378,000	-	43,000	90,990	1,666	33.48
Military Air Transport Service	3,369,044	2,488,500	-	43,000	783,840	53,704	33.36
Strategic Air Command	7,443,489	5,544,000	127,000	172,000	1,485,780	114,709	36.27
Tactical Air Command	3,405,434	2,646,000	-	86,000	625,890	47,544	54.28
USAF Security Service	414,865	315,000	-	-	97,170	2,695	23.83
Alaskan Air Command	321,931	157,500	-	43,000	104,610	16,821	19.02
Caribbean Air Command	5,482	-	-	-	4,530	952	4.26
Pacific Air Forces	1,297,993	756,000	-	43,000	453,360	45,633	22.87
Northeast Air Command a/	24,602	-	-	-	22,110	2,492	7.79
US Air Forces, Europe	3,278,123	2,142,000	127,000	215,000	738,900	55,223	42.30
Miscellaneous	1,837,028	1,638,000	63,500	-	135,360	168	253.91

a/See Table 24 for changes in these commands. Source: Assistant for Ground Safety, DCS/Personnel.

TABLE 33 — COST ANALYSIS OF ON-DUTY CIVILIAN PERSONNEL INJURY EXPERIENCE BY COMMAND — CY 1957

(Table below is a modification of Table 37 Fy 1957, "USAF Statistical Digest," Worldwide data only is shown.)

COMMAND	TOTAL COST DISABLING AND NON-DISABLING INJURIES	DISABLING INJURY COST				NON-DISABLING INJURY COST	COST PER CAPITA
		Fatal	Permanent Total	Permanent Partial	Temporary Total		
WORLDWIDE - TOTAL	$ 842,418	$ 200,000	$ -	$ 21,000	$ 255,360	$ 366,058	$ 2.70
Air Defense Command	71,504	50,000	-	-	14,924	6,580	6.01
Air Force Accounting and Finance Center	2,604	-	-	-	1,624	980	1.31
Air Materiel Command	507,190	100,000	-	-	138,446	268,744	3.10
Air Proving Ground Command a/	14,301	-	-	10,500	3,430	371	4.93
Air Research and Development Command	32,802	-	-	-	9,240	23,562	1.48
Air Training Command	93,103	25,000	-	10,500	30,954	26,649	2.46
Air University	2,758	-	-	-	1,414	1,344	.92
Continental Air Command	15,701	-	-	-	10,360	5,341	1.76
Headquarters Command, USAF	5,579	-	-	-	4,116	1,463	1.03
Military Air Transport Service	30,443	-	-	-	14,714	15,729	2.17
Strategic Air Command	48,002	25,000	-	-	15,540	7,462	2.78
Tactical Air Command	7,420	-	-	-	4,494	2,926	1.19
USAF Security Service	91	-	-	-	-	91	.14
Alaskan Air Command	5,481	-	-	-	3,416	2,065	1.78
Caribbean Air Command	7	-	-	-	-	7	.04
Pacific Air Forces	2,317	-	-	-	812	1,505	.62
Northeast Air Command a/	1,162	-	-	-	420	742	.93
U.S. Air Forces, Europe	1,771	-	-	-	1,316	455	.85
Miscellaneous	182	-	-	-	140	42	.03

a/See Table 24 for changes in these commands.

Source: Assistant for Ground Safety, DCS/Personnel

TABLE 34 — MILITARY PERSONNEL LOSSES RESULTING FROM USAF MOTOR VEHICLE ACCIDENTS, BY COMMAND — CY 1957

(Table below is a Modification of Table 38 Fy 1957, "USAF Statistical Digest;" Worldwide data only is shown.)

COMMAND	DISABLING INJURIES						
	Total Disabling Injuries	Fatal	Permanent Total	Permanent Partial	Temporary Total		Injury Cost
					Number	Man-Days Lost	
WORLDWIDE - TOTAL	426	22	1	-	403	6,998	$ 966,440
Air Defense Command	39	2	-	-	37	675	83,250
Air Force Accounting and Finance Center	-	-	-	-	-	-	-
Air Materiel Command	11	-	-	-	11	143	4,290
Air Proving Ground Command a/	5	-	-	-	5	47	1,410
Air Research and Development Command	10	-	-	-	10	115	3,450
Air Training Command	32	-	-	-	32	420	12,600
Air University	4	-	-	-	4	15	450
Continental Air Command	8	1	-	-	7	196	37,380
Headquarters Command, USAF	2	-	-	-	2	12	360
Military Air Transport Service	28	1	-	-	27	343	41,790
Strategic Air Command	82	4	-	-	78	1,363	166,890
Tactical Air Command	26	1	-	-	25	177	36,810
USAF Security Service	5	1	-	-	4	30	32,400
Alaskan Air Command	14	-	-	-	14	123	3,690
Caribbean Air Command	1	-	-	-	1	30	900
Pacific Air Forces	63	4	-	-	59	1,267	164,010
Northeast Air Command a/	1	-	-	-	1	10	300
US Air Forces, Europe	93	7	1	-	85	2,029	344,870
Miscellaneous	2	1	-	-	1	3	31,590

a/See Table 24 for changes in these commands.

Source: Assistant for Ground Safety, DCS/Personnel.

TABLE 35 — ON DUTY CIVILIAN PERSONNEL LOSSES RESULTING FROM USAF MOTOR VEHICLE ACCIDENTS, BY COMMAND — CY 1957

(Table below is a Modification of Table 39 Fy 1957, "USAF Statistical Digest;" Worldwide data only is shown.)

COMMAND	DISABLING INJURIES						
	Total Disabling Injuries	Fatal	Permanent Total	Permanent Partial	Temporary Total		Injury Cost
					Number	Man-Days Lost	
WORLDWIDE - TOTAL	28	1	-	-	27	725	$ 35,150
Air Defense Command	2	-	-	-	2	96	1,344
Air Force Accounting and Finance Center	-	-	-	-	-	-	-
Air Materiel Command	12	1	-	-	11	87	26,218
Air Proving Ground Command a/	-	-	-	-	-	-	-
Air Research and Development Command	-	-	-	-	-	-	-
Air Training Command	4	-	-	-	4	194	2,716
Air University	1	-	-	-	1	10	140
Continental Air Command	1	-	-	-	1	3	42
Headquarters Command, USAF	-	-	-	-	-	-	-
Military Air Transport Service	2	-	-	-	2	187	2,618
Strategic Air Command	4	-	-	-	4	136	1,904
Tactical Air Command	2	-	-	-	2	12	168
USAF Security Service	-	-	-	-	-	-	-
Alaskan Air Command	-	-	-	-	-	-	-
Caribbean Air Command	-	-	-	-	-	-	-
Pacific Air Forces	-	-	-	-	-	-	-
Northeast Air Command a/	-	-	-	-	-	-	-
US Air Forces, Europe	-	-	-	-	-	-	-
Miscellaneous	-	-	-	-	-	-	-

a/See Table 24 for changes in these commands.

Source: Assistant for Ground Safety, DCS/Personnel.

TABLE 36 — MILITARY PERSONNEL LOSSES RESULTING FROM PRIVATE MOTOR VEHICLE ACCIDENTS BY COMMAND — CY 1957

(Table below is a Modification of Table 40 Fy 1957, "USAF Statistical Digest;" Worldwide data only is shown.)

COMMAND	DISABLING INJURIES						
	Total Disabling Injuries	Fatal	Permanent Total	Permanent Partial	Temporary Total		Injury Cost
					Number	Man-Days Lost	
WORLDWIDE - TOTAL	5,602	586	5	15	4,996	112,294	$ 22,790,320
Air Defense Command	897	74	1	1	821	20,532	3,053,460
Air Force Accounting and Finance Center	1	-	-	-	1	20	600
Air Materiel Command	179	14	-	-	165	3,362	541,860
Air Proving Ground Command a/	54	13	-	-	41	562	426,360
Air Research and Development Command	131	11	-	-	120	1,993	406,290
Air Training Command	701	79	2	2	618	12,766	3,084,480
Air University	36	1	-	3	32	874	186,720
Continental Air Command	97	10	-	-	87	2,116	378,480
Headquarters Command, USAF	52	10	-	-	42	1,254	352,620
Military Air Transport Service	586	62	-	1	523	12,522	2,371,660
Strategic Air Command	1,229	145	-	1	1,083	24,825	5,355,250
Tactical Air Command	631	63	-	2	566	11,106	2,403,680
USAF Security Service	66	4	-	-	62	1,623	174,690
Alaskan Air Command	34	3	-	-	31	581	111,930
Caribbean Air Command	4	-	-	-	4	59	1,770
Pacific Air Forces	180	8	-	-	172	4,268	380,040
Northeast Air Command a/	3	-	-	-	3	77	2,310
US Air Forces, Europe	580	46	1	5	528	10,470	2,041,600
Miscellaneous	141	43	1	-	97	3,284	1,516,520

a/See Table 24 for changes in these commands.

Source: Assistant for Ground Safety, DCS/Personnel.

TABLE 37 — ON DUTY CIVILIAN PERSONNEL LOSSES RESULTING FROM PRIVATE MOTOR VEHICLE ACCIDENTS, BY COMMAND — CY 1957

(Table below is a Modification of Table 41 Fy 1957, "USAF Statistical Digest;" Worldwide data only is shown.)

COMMAND	DISABLING INJURIES						
	Total Disabling Injuries	Fatal	Permanent Total	Permanent Partial	Temporary Total		Injury Cost
					Number	Man-Days Lost	
WORLDWIDE - TOTAL	15	-	-	-	15	296	$ 4,144
Air Defense Command	1	-	-	-	1	90	1,260
Air Force Accounting and Finance Center	-	-	-	-	-	-	-
Air Materiel Command	9	-	-	-	9	112	1,568
Air Proving Ground Command a/	-	-	-	-	-	-	-
Air Research and Development Command	-	-	-	-	-	-	-
Air Training Command	1	-	-	-	1	32	448
Air University	-	-	-	-	-	-	-
Continental Air Command	1	-	-	-	1	12	168
Headquarters Command, USAF	1	-	-	-	1	21	294
Military Air Transport Service	1	-	-	-	1	15	210
Strategic Air Command	-	-	-	-	-	-	-
Tactical Air Command	-	-	-	-	-	-	-
USAF Security Service	-	-	-	-	-	-	-
Alaskan Air Command	1	-	-	-	1	14	196
Caribbean Air Command	-	-	-	-	-	-	-
Pacific Air Command	-	-	-	-	-	-	-
Northeast Air Command a/	-	-	-	-	-	-	-
US Air Forces, Europe	-	-	-	-	-	-	-
Miscellaneous	-	-	-	-	-	-	-

a/See Table 24 for changes in these commands.

Source: Assistant for Ground Safety, DCS/Personnel.

TABLE 38 — MILITARY PERSONNEL LOSSES RESULTING FROM ALL OTHER (NON-VEHICULAR) ACCIDENTS, BY COMMAND — CY 1957

(Table below is a Modification of Table 42 Fy 1957, "USAF Statistical Digest;" Worldwide data only is shown.)

COMMAND	DISABLING INJURIES						
	Total Disabling Injuries	Fatal	Permanent Total	Permanent Partial	Temporary Total		Injury Cost
					Number	Man-Days Lost	
WORLDWIDE - TOTAL	10,877	178	2	12	10,685	114,466	$ 9,683,980
Air Defense Command	1,037	30	-	2	1,005	11,957	1,389,710
Air Force Accounting and Finance Center	-	-	-	-	-	-	-
Air Materiel Command	409	3	-	1	405	3,573	244,690
Air Proving Ground Command a/	172	5	-	1	166	1,621	249,130
Air Research and Development Command	241	3	-	-	238	1,845	149,850
Air Training Command	1,672	20	-	1	1,651	15,837	1,148,110
Air University	78	1	-	1	76	1,641	123,730
Continental Air Command	202	9	-	-	193	2,030	344,400
Headquarters Command, USAF	108	2	-	1	105	1,767	159,010
Military Air Transport Service	1,211	16	-	-	1,195	13,263	901,890
Strategic Air Command	1,935	27	2	3	1,903	23,338	1,806,640
Tactical Air Command	1,014	20	-	-	994	9,580	917,400
USAF Security Service	129	5	-	-	124	1,586	205,080
Alaskan Air Command	318	2	-	1	315	2,783	189,490
Caribbean Air Command	12	-	-	-	12	62	1,860
Pacific Air Forces	841	12	-	1	828	9,577	708,310
Northeast Air Command a/	51	-	-	-	51	650	19,500
US Air Forces, Europe	1,353	15	-	-	1,338	12,131	836,430
Miscellaneous	94	8	-	-	86	1,225	288,750

a/See Table 24 for changes in these commands.

Source: Assistant for Ground Safety, DCS/Personnel.

TABLE 39 — ON DUTY CIVILIAN PERSONNEL LOSSES RESULTING FROM ALL OTHER (NON-VEHICULAR) ACCIDENTS, BY COMMAND — CY 1957

(Table below is a Modification of Table 43 Fy 1957, "USAF Statistical Digest;" Worldwide data only is shown.)

COMMAND	DISABLING INJURIES						
	Total Disabling Injuries	Fatal	Permanent Total	Permanent Partial	Temporary Total		Injury Cost
					Number	Man-Days Lost	
WORLDWIDE - TOTAL	1,606	7	-	2	1,597	17,219	$ 437,066
Air Defense Command	66	2	-	-	64	880	62,320
Air Force Accounting and Finance Center	7	-	-	-	7	116	1,624
Air Materiel Command	948	3	-	-	945	9,690	210,660
Air Proving Ground Command a/	15	-	-	1	14	245	13,930
Air Research and Development Command	82	-	-	-	82	660	9,240
Air Training Command	168	1	-	1	166	1,985	63,290
Air University	14	-	-	-	14	91	1,274
Contiental Air Command	55	-	-	-	55	725	10,150
Headquarters Command, USAF	19	-	-	-	19	273	3,822
Military Air Transport Service	87	-	-	-	87	849	11,886
Strategic Air Command	80	1	-	-	79	974	38,636
Tactical Air Command	32	-	-	-	32	309	4,326
USAF Security Service	-	-	-	-	-	-	-
Alaskan Air Command	19	-	-	-	19	230	3,220
Caribbean Air Command	-	-	-	-	-	-	-
Pacific Air Forces	9	-	-	-	9	58	812
Northeast Air Command a/	1	-	-	-	1	30	420
US Air Forces, Europe	2	-	-	-	2	94	1,316
Miscellaneous	2	-	-	-	2	10	140

a/ See Table 24 for changes in these commands.

Source: Assistant for Ground Safety, DCS/Personnel.

TABLE 40 - USAF AIRCRAFT DAMAGE RESULTING FROM GROUND ACCIDENTS, BY COMMAND, WORLDWIDE - CY 1957

(Table below is a Modification of Table 44, FY 1957, "USAF Statistical Digest," Worldwide data only is shown.)

COMMAND	AIRCRAFT DAMAGES											
	Total			Due To USAF Motor Vehicle Accidents			Due To Private Motor Vehicle Accidents			Due To All Other Ground Accidents		
	Aircraft Damages	Days Aircraft Out Of Service	Aircraft Damage Cost	Aircraft Damages	Days Aircraft Out Of Service	Aircraft Damage Cost	Aircraft Damages	Days Aircraft Out Of Service	Aircraft Damage Cost	Aircraft Damages	Days Aircraft Out Of Service	Aircraft Damage Cost
TOTAL	689	2,938	$ 740,678	114	349	$ 143,286	4	30	$ 1,828	571	2,559	$595,564
ADC	71	412	115,769	11	54	22,016	-	-	-	60	358	93,753
AFAFC	-	-	-	-	-	-	-	-	-	-	-	-
AMC [a/]	104	241	56,482	10	37	4,823	-	-	-	94	204	51,659
APGC	7	108	15,499	1	8	152	-	-	-	6	100	15,347
ARDC	20	77	35,521	4	15	12,536	-	-	-	16	62	22,985
ATC	57	212	27,749	18	46	8,133	-	-	-	39	166	19,616
AU	1	3	40	-	-	-	-	-	-	1	3	40
CONAC	14	111	14,754	-	-	-	-	-	-	14	111	14,754
HQ COMD, USAF	2	18	1,124	-	-	-	1	15	750	1	3	374
MATS	93	284	85,718	7	16	12,276	-	-	-	86	268	73,442
SAC	95	304	124,609	12	32	33,539	-	-	-	83	272	91,070
TAC	80	405	94,396	9	27	22,211	-	-	-	71	378	72,185
USAF, SS	-	-	-	-	-	-	-	-	-	-	-	-
AAC	19	62	8,555	4	4	862	-	-	-	15	58	7,693
CAIRC	-	-	-	-	-	-	-	-	-	-	-	-
PACAF	51	266	41,463	20	53	18,215	1	-	653	30	213	22,595
NEAC [a/]	1	4	1,156	-	-	-	-	-	-	1	4	1,156
USAFE	74	431	117,843	18	57	8,523	2	15	425	54	359	108,895
MISC	-	-	-	-	-	-	-	-	-	-	-	-

a/ See Table 24 for changes in these commands.

Source: Assistant for Ground Safety, DCS/Personnel.

Aircraft & Materiel

PART IV

AIRCRAFT — MATERIEL

INTRODUCTION AND DEFINITIONS

The tables included in this section provide summary data pertaining to the procurement, production, inventory, status, deployment, and disposition of USAF aircraft, and similar information for other major items or materiel in the USAF during Fiscal Year 1958. Production data for aircraft and guided missiles are obtained under the provision of AF Regulation 70-11, dated 4 October 1957.

In addition to information reflecting the status of aircraft procurement and production, these data contain the following information by type and model of aircraft: total aircraft inventory, active and inactive aircraft inventory, planned program, aircraft operationally and not operationally ready, aircraft in storage, aircraft excess to all military requirements, aircraft production, gains and losses to the aircraft inventory, and a summary of active and inactive aircraft by functional distribution.

The classification of aircraft herein is in accordance with AF Regulation 65-60, dated 15 June 1955, and T.O. 1-1-81, dated 15 August 1955 with revisions. The type classification is generally based upon the type designator or the prefix preceding the basic type designator of each aircraft model. A prefix is assigned an aircraft model when the aircraft is modified to perform a function (indicated by the prefix) other than its basically designated purpose.

The following definitions apply to the terms herein -

AIRCRAFT: A heavier-than-air vehicle, capable of flight, which has incorporated in its prime design the ability and/or requirement for human occupancy. (Ref T.O. 1-1-81)

OPERATING ACTIVE AIRCRAFT: Those aircraft which are currently and actively engaged in supporting flying missions, administrative aircraft, test aircraft including those test aircraft on bailment, aircraft provided for the required combat readiness training of rated personnel not presently assigned to tactical units or crew positions.

NON-OPERATING AIRCRAFT: Those aircraft in preparation for possession by units or test activities through any of the logistical processes of supply, maintenance, and modification; and those aircraft which are excess to command requirements.

INACTIVE AIRCRAFT: Those aircraft in the inventory other than operating active and non-operating active aircraft, such as aircraft on loan and bailment (except bailed for test, maintenance and modification); aircraft for which there is no longer a requirement in the active inventory, including those aircraft that have been accumulated in excess of immediate possible future needs and aircraft in the process of being dropped from the total aircraft inventory.

ACCEPTANCE: Aircraft which have been shop-assembled and fully inspected by constituted USAF or Navy production authorities, and the title, responsibility, and accountability assumed by the contracting agency of recipient.

OPERATIONALLY READY: An aircraft which, without additional repair or maintenance, ~~is safe and capable of normal flight operations. This does not necessarily~~ indicate that the aircraft is capable of performing a specific mission such as combat, photo, etc., ~~but merely that the aircraft is flyable and that the DD Form 781 does not bear a red cross. Weather, runway conditions, shortage of operations personnel, or other factors not relating to the aircraft itself will not cause an aircraft to be reported "not operationally ready".~~

ANORS: "Aircraft Not Operationally Ready for Supply" are those aircraft not operationally ready due to supply difficulties. This includes any time during which an aircraft lacks any component or part regardless of whether it is a part of the airframe, engine, or a system (i.e., fire control, radar, NAVAID, etc.). Aircraft will not be reported when awaiting parts for performance of modification in accordance with AFR 57-4, unless the modification will eliminate deficiencies which are deterring operational status and required parts have been requisitioned from normal supply source at the station where the aircraft is located and notification has been received that the required parts are unavailable.

ANORTOC: "Aircraft Not Operationally Ready For Technical Order Compliance" are those aircraft which are not operationally ready due to compliance with Technical Order, as specified in TO-00-20A-1 and exclude periodic maintenance and inspection.

ANORM: "Aircraft Not Operationally Ready for Maintenance" are those aircraft which are not operationally ready due to periodic maintenance or malfunction, defect or damage.

OTHER: "Aircraft Not Operationally Ready For Other Reasons" are those aircraft that were not operationally ready due to awaiting flight test, disassembly for shipment, grounded by proper authority, awaiting transfer and enroute.

AIRFRAME WEIGHT: The weight of the assembled principal structural components of an aircraft. It includes hull or fuselage, wings, stabilizers, vertical fins, control surfaces, landing gear, and nacelles.

GUIDED AIRCRAFT ROCKET: A type of self-propelled aircraft armament normally carried by piloted aircraft which, after launching, can be guided to the target which it destroys by means of an explosive war-head.

DRONE: Any aircraft or missile modified or produced to perform the mission of a target for weapons' evaluation or crew training and have incorporated into their prime design the ability to be flown by remote control.

USAF GUIDED MISSILES: An unmanned vehicle moving above (about) the earth's surface whose trajectory or flight path is capable of being altered by a mechanism within the vehicle.

USAF AMMUNITION: All stocks of serviceable and suspended Air Force ammunition items physically on hand.

TABLE 41 – USAF AIRCRAFT ACCEPTANCES BY RECIPIENT
SEMI-ANNUAL, FISCAL YEAR 1958

TYPE, MODEL, SERIES AND MANUFACTURER	TOTAL ACCEPTANCES		JUL 57 THRU DEC 57		JAN 58 THRU JUN 58	
	UNITS	AIRFRAME WEIGHT (000's lbs.)	UNITS	AIRFRAME WEIGHT (000's lbs.)	UNITS	AIRFRAME WEIGHT (000's lbs.)
TOTAL	3,307	58,029.2	1,884	31,963.4	1,423	26,065.8
RECIPIENT:						
USAF	2,289	54,149.6	1,291	29,683.7	998	24,465.9
ARMY	920	2,747.9	522	1,592.2	398	1,155.7
MAP	91	1,015.2	64	571.0	27	444.2
NAVY	2	2.0	2	2.0	-	-
CAA	5	114.5	5	114.5	-	-
	U. S. AIR FORCES					
BOMBER - TOTAL	203	21,605.6	118	12,295.6	85	9,310.0
B-52D Boeing	77	8,649.6	77	8,649.6	-	-
B-52E Boeing	100	11,345.0	29	3,290.0	71	8,055.0
B-52F Boeing	10	1,131.0	-	-	10	1,131.0
B-58A Convair	8	248.0	4	124.0	4	124.0
B-66B Douglas	8	232.0	8	232.0	-	-
FIGHTER - TOTAL	1,261	16,244.9	735	9,742.2	526	6,502.7
F-100D N. American, Ing.	166	2,324.0	109	1,526.0	57	798.0
F-100D N. American, Col.	120	1,650.0	120	1,650.0	-	-
F-100F N. American, Ing.	241	3,542.7	153	2,249.1	88	1,293.6
F-101A McDonnell	35	479.5	35	479.5	-	-
F-101B McDonnell	15	223.5	5	74.5	10	149.0
F-101C McDonnell	47	643.9	23	315.1	24	328.8
F-102A Convair	427	5,145.4	218	2,626.9	209	2,518.4
TF-102A Convair	76	961.4	37	468.0	39	493.4
F-104A Lockheed	94	728.6	25	193.8	69	534.8
F-104B Lockheed	14	121.1	3	26.0	11	95.2
F-105B Republic	6	105.0	1	17.5	5	87.5
JF-105B Republic	3	48.2	1	16.0	2	32.1
F-106A Convair	16	256.5	5	99.8	11	156.8
F-106B Convair	1	15.1	-	-	1	15.1
RECONNAISSANCE - TOTAL	135	2,481.9	73	1,598.2	62	883.7
RB-66B Douglas	8	237.2	8	237.2	-	-
WB-66D Douglas	32	939.2	30	880.5	2	58.7
RF-101A McDonnell	15	205.5	15	205.5	-	-
RF-101B McDonnell	80	1,100.0	20	275.0	60	825.0
TANKER - TOTAL	93	6,537.9	25	1,757.5	68	4,780.4
KC-135A Boeing	93	6,537.9	25	1,757.5	68	4,780.4
CARGO - TOTAL	135	5,360.9	88	3,278.2	47	2,082.7
C-123B Fairchild	51	1,170.5	41	941.0	10	229.5
C-130A Lockheed	73	3,182.8	41	1,787.6	32	1,395.2
C-133A Douglas	11	1,007.6	6	549.6	5	458.0
TRAINER - TOTAL	372	1,716.4	177	834.8	195	881.6
T-33A Lockheed	254	1,409.6	127	704.8	127	704.8
T-37A Cessna	118	306.8	50	130.0	68	176.8
HELICOPTER - TOTAL	10	70.0	10	70.0	-	-
H-21B Vertol	10	70.0	10	70.0	-	-
LIAISON - TOTAL	80	132.0	65	107.2	15	24.8
L-27A Cessna	80	132.0	65	107.2	15	24.8

TABLE 41 — USAF AIRCRAFT ACCEPTANCES BY RECIPIENT SEMI-ANNUAL, FISCAL YEAR 1958 (CONTINUED)

TYPE, MODEL, SERIES AND MANUFACTURER	TOTAL ACCEPTANCES		JUL 57 THRU DEC 57		JAN 58 THRU JUN 58	
	UNITS	AIRFRAME WEIGHT (000's lbs.)	UNITS	AIRFRAME WEIGHT (000's lbs.)	UNITS	AIRFRAME WEIGHT (000's lbs.)
	ARMY					
LIAISON - TOTAL	458	602.6	275	369.2	183	233.4
L-19E a/ Cessna	125	125.0	125	125.0	-	-
L-19E b/ Cessna	53	53.0	53	53.0	-	-
TL-19D Cessna	126	126.0	-	-	126	126.0
L-20A DeHavilland	107	171.2	67	107.2	40	64.0
L-20A b/ DeHavilland	4	6.4	-	-	4	6.4
L-23D Beech	41	116.8	28	79.8	13	37.0
RL-26D Aero Design	2	4.2	2	4.2	-	-
HELICOPTER - TOTAL	438	2,073.3	241	1,205.0	197	868.3
H-13H Bell	104	114.4	50	55.0	54	59.4
H-19D Sikorsky	52	205.4	22	86.9	30	118.5
H-21C c/ Vertol	68	476.0	60	420.0	8	56.0
H-23C b/ Hiller	1	1.2	-	-	1	1.2
H-23C d/ Hiller	27	33.8	27	33.8	-	-
H-23D d/ Hiller	31	37.2	3	3.6	28	33.6
YH-32 Hiller	2	.8	1	.4	1	.4
H-34A Sikorsky	100	570.0	49	279.3	51	290.7
H-37A Sikorsky	41	617.0	21	316.0	20	301.0
YH-41 Cessna	10	12.5	8	10.0	2	2.5
YHU-1 Bell	2	5.0	-	-	2	5.0
UTILITY - TOTAL	24	72.0	6	18.0	18	54.0
U-1A DeHavilland	24	72.0	6	18.0	18	54.0
	MILITARY ASSISTANCE PROGRAM					
FIGHTER - TOTAL	49	521.8	49	521.8	-	-
F-84F Republic	49	521.8	49	521.8	-	-
HELICOPTER - TOTAL	20	80.8	11	45.2	9	35.6
H-19D Sikorsky	19	75.1	10	39.5	9	35.6
H-34A e/ Sikorsky	1	5.7	1	5.7	-	-
CARGO - TOTAL	18	408.6	-	-	18	408.6
C-123B Fairchild	18	408.6	-	-	18	408.6
LIAISON - TOTAL	4	4.0	4	4.0	-	-
L-19E Cessna	4	4.0	4	4.0	-	-
	NAVY					
LIAISON - TOTAL	2	2.0	2	2.0	-	-
L-19E Cessna	2	2.0	2	2.0	-	-
	CAA					
CARGO - TOTAL	5	114.5	5	114.5	-	-
C-131E Douglas	5	114.5	5	114.5	-	-

a/ Cumulative totals include one L-19E diverted to the AF Academy.
b/ Army for MAP.
c/ Cumulative totals include one H-21C accepted in July 1955 from a USAF contract.
d/ Navy for Army.
e/ Diverted from Army.

SOURCE: Materiel Statistics Division, Directorate of Statistical Services, Comptroller of the Air Force.

[redacted]

TABLE 42 – SUMMARY OF USAF AIRCRAFT ACCEPTANCES – UNITS AND AIRFRAME WEIGHT BY RECIPIENT, FISCAL YEARS 1950 THROUGH 1958

(Airframe Weight In Thousands of Pounds)

FISCAL YEAR	TOTAL		USAF		USAF FOR ARMY		USAF FOR MAP		USAF FOR NAVY	
	UNITS	AIRFRAME WEIGHT	UNITS	AIRFRAME WEIGHT	UNITS	AIRFRAME WEIGHT	UNITS	AIRFRAME WEIGHT	UNITS	AIRFRAME WEIGHT
FY 1950	1,782	26,670.3	1,652	26,315.0	1	1.2	105	52.5	24	301.6
FY 1951	2,596	29,385.5	1,756	27,800.7	717	758.3	107	737.0	16	89.5
FY 1952	5,617	63,798.4	2,814	54,239.5	1,849	1,667.8	798	6,492.2	156	1,398.9
FY 1953	8,104	104,914.2	4,723	83,243.3	1,254	1,439.7	1,870	17,560.8	257	2,670.4
FY 1954	7,266	107,005.8	5,662	101,808.4	970	1,080.0	540	3,562.8	94	554.6
FY 1955	6,471	104,102.6	4,823	94,535.6	603	1,202.9	847	7,257.4	198	1,106.7
FY 1956	4,522	75,307.8	3,086	65,165.4	477	1,653.6	859	8,041.3	100	447.5
FY 1957	4,121	65,002.4	2,401	55,366.0	981	2,721.6	703	6,715.2	36	199.6
FY 1958 a/	3,307	58,029.2	2,289	54,149.6	920	2,747.9	91	1,015.2	2	2.0

a/ Total includes five aircraft accepted for CAA not included in detail.

SOURCE: Materiel Statistics Division, Directorate of Statistical Services, Comptroller of the Air Force

TABLE 43 – USAF AIRCRAFT ACCEPTANCES BY ENGINE TYPE MONTHLY, FISCAL YEAR 1958

(Excludes experimental, used and remanufactured aircraft. "USAF for Other" includes MAP, Army, Navy, and CAA. Turbo-prop aircraft are included with jet aircraft.)

MONTH AND YEAR	TOTAL	JET			PISTON		
		TOTAL	USAF	USAF FOR OTHER	TOTAL	USAF	USAF FOR OTHER
TOTAL - FISCAL YEAR 1958	3,307	2,113	2,064	49	1,194	225	969
July 1957	354	234	188	46	120	30	90
August	330	209	206	3	121	27	94
September	294	174	174	-	120	29	91
October	311	189	189	-	122	26	96
November	302	192	192	-	110	27	83
December	293	179	179	-	114	24	90
January 1958	258	165	165	-	93	15	78
February	216	148	148	-	68	6	62
March	242	168	168	-	74	6	68
April	225	147	147	-	78	6	72
May	232	153	153	-	79	10	69
June	250	155	155	-	95	19	76

SOURCE: Materiel Statistics Division, Directorate of Statistical Services, Comptroller of the Air Force.

[redacted]

[redacted]

TABLE 44 — USAF AIRCRAFT ACCEPTANCES OF MODELS IN PRODUCTION DURING FY 58 BY MANUFACTURER AND RECIPIENT.

TYPE, MODEL, AND SERIES	MANUFACTURER	ACCEPTED PRIOR TO 1 JUL 57	ACCEPTANCES FOR FISCAL YEAR 1958													TOTAL ACCEPTED TO DATE
			1957 Jul	Aug	Sep	Oct	Nov	Dec	1958 Jan	Feb	Mar	Apr	May	Jun	Total	
			USAF													
GRAND TOTAL a/. .			354	330	294	311	302	293	258	216	242	225	232	250	3,307	
USAF Total			218	233	203	215	219	203	180	154	174	153	163	174	2,289	
Bomber - Total			23	20	21	18	17	19	14	14	14	13	16	14	203	
B-52D	Boeing	93	20	18	17	16	6	(Complete)							77	170
B-52E	Boeing	-	-	-	-	1	10	18	14	14	13	13	14	3	100	100
B-52F	Boeing	-	-	-	-	-	-	-	-	-	-	-	-	10	10	10
B-58A	Convair.	3	-	1	1	-	1	1	-	-	1	-	2	1	8	11
B-66B	Douglas.	64	3	1	3	1	(Complete)								8	72
Fighter - Total			120	143	110	121	129	112	102	93	97	77	78	79	1,261	
F-100D	North Amer. Ing.	689	32	25	15	10	12	15	7	10	10	10	10	10	166	855
F-100D	North Amer. Col.	214	8	32	20	20	20	20	(Complete)						120	334
F-100F	North Amer. Ing.	14	16	20	30	35	28	24	24	19	15	10	10	10	241	255
F-101A	McDonnell. . . .	42	12	7	9	7	(Complete)								35	77
F-101B	McDonnell. . . .	1	2	-	1	1	-	1	2	2	2	1	-	3	15	16
F-101C	McDonnell. . . .	-	-	1	-	6	8	8	7	-	13	3	1	(Complete)	47	47
F-102A	Convair.	418	33	43	28	34	44	36	47	42	41	32	26	21	427	845
TF-102A	Convair.	30	7	6	5	6	7	6	-	5	7	9	9	9	76	106
F-104A	Lockheed	35	10	7	-	-	7	1	11	11	5	7	17	18	94	129
F-104B	Lockheed	1	-	-	1	1	1	-	1	2	1	1	3	3	14	15
F-105B	Republic	3	-	-	1	-	-	-	-	2	-	-	2	1	6	9
JF-105B	Republic	-	-	1	-	-	-	-	1	-	1	(Complete)			3	3
F-106A	Convair.	2	-	1	-	1	2	1	2	-	2	3	-	4	16	18
F-106B	Convair.	-	-	-	-	-	-	-	-	-	-	1	-	-	1	1
Reconnaissance - Total			13	12	11	13	13	11	9	1	14	11	13	14	135	
RB-66B	Douglas.	137	4	1	2	1	(Complete)								8	145
WB-66D	Douglas.	4	5	5	5	5	5	5	2	(Complete)					32	36
RF-101A	McDonnell. . . .	20	4	6	3	2	(Complete)								15	35
RF-101C	McDonnell. . . .	-	-	-	1	5	8	6	7	1	14	11	13	14	80	80
Tanker - Total			4	1	4	5	4	7	8	10	11	12	13	14	93	
KC-135A	Boeing	12	4	1	4	5	4	7	8	10	11	12	13	14	93	105
Cargo - Total			15	15	15	14	15	14	15	6	6	6	5	9	135	
C-123B	Fairchild	230	6	7	7	7	7	7	7	-	-	-	-	3	51	281
C-130A	Lockheed	111	8	7	7	6	7	6	7	5	5	5	5	5	73	184
C-133A	Douglas	8	1	1	1	1	1	1	1	1	1	1	-	1	11	19

[redacted]

[redacted]

TABLE 44 — USAF AIRCRAFT ACCEPTANCES OF MODELS IN PRODUCTION DURING FY 58
BY MANUFACTURER AND RECIPIENT (CONTINUED)

TYPE MODEL, AND SERIES	MANUFACTURER	ACCEPTED PRIOR TO 1 JUL 57	ACCEPTANCES FOR FISCAL YEAR 1958													TOTAL ACCEPTED TO DATE
			1957 Jul	Aug	Sep	Oct	Nov	Dec	1958 Jan	Feb	Mar	Apr	May	Jun	Total	
			USAF (Continued)													
Trainer - Total			28	30	28	32	29	30	32	30	32	34	33	34	372	
T-33A	Lockheed	3,589	21	22	20	23	20	21	22	20	21	22	21	21	254	3,843
T-37A	Cessna	57	7	8	8	9	9	9	10	10	11	12	12	13	118	175
Helicopter - Total			2	2	2	2	2	-	-	-	-	-	-	-	10	
H-21B	Vertol	151	2	2	2	2	2	(Complete)							10	161
Liaison - Total			13	10	12	10	10	10	-	-	-	-	5	10	80	
L-27A	Cessna	15	13	10	12	10	10	10	-	-	-	-	5	10	80	95
			USAF for ARMY													
TOTAL			86	92	90	92	78	84	74	54	63	68	65	74	920	
Liaison - Total			41	45	50	52	40	47	36	26	28	31	29	33	458	
L-19E a/	Cessna	181	25	33	33	34	(Complete)								125	306
L-19E b/	Cessna	-	-	-	-	-	23	30	(Complete)						53	53
TL-19D	Cessna	100	-	-	-	-	-	-	20	21	22	20	21	22	126	226
L-20A	DeHavilland	460	12	7	12	12	12	12	12	3	3	8	6	8	107	567
L-20A b/	DeHavilland	29	-	-	-	-	-	-	1	1	1	1	(Complete)		4	33
L-23D	Beech	28	4	5	5	5	5	4	3	1	2	2	2	3	41	69
RL-26D	Aero Design	-	-	-	-	1	-	1	(Complete)						2	2
Helicopter - Total			45	47	40	39	36	34	35	25	32	34	33	38	438	
H-13H	Bell	78	9	10	10	7	7	7	7	7	7	7	12	14	104	182
H-19D	Sikorsky	156	4	4	4	4	4	2	3	4	5	8	5	5	52	208
H-21C c/	Vertol	250	10	10	10	10	10	10	3	1	-	-	-	4	68	318
H-23C b/	Hiller	-	-	-	-	-	-	-	-	-	-	1	-	-	1	1
H-23C d/	Hiller	115	7	8	6	6	(Complete)								27	142
H-23D d/	Hiller	2	-	-	-	-	-	3	3	3	4	5	6	7	31	33
YH-32	Hiller	10	1	-	-	-	-	-	-	1	(Complete)				2	12
H-34A	Sikorsky	290	9	10	9	10	4	7	12	6	12	7	7	7	100	390
H-37A	Sikorsky	9	5	4	-	-	9	3	5	3	3	6	3	-	41	50
YH-41	Cessna	-	-	1	1	2	2	2	2	(Complete)					10	10
YHU-1	Bell	-	-	-	-	-	-	-	-	-	1	-	-	1	2	2
Utility - Total			-	-	-	1	2	3	3	3	3	3	3	3	24	
U-1A	DeHavilland	84	-	-	-	1	2	3	3	3	3	3	3	3	24	108

[redacted]

[redacted]

TABLE 44 – USAF AIRCRAFT ACCEPTANCES OF MODELS IN PRODUCTION DURING FY 58 BY MANUFACTURER AND RECIPIENT (CONTINUED)

TYPE, MODEL, AND SERIES	MANUFACTURER	ACCEPTED PRIOR TO 1 JUL 57	ACCEPTANCES FOR FISCAL YEAR 1958													TOTAL ACCEPTED TO DATE
			1957 Jul	Aug	Sep	Oct	Nov	Dec	1958 Jan	Feb	Mar	Apr	May	Jun	Total	
			USAF FOR MAP e/													
TOTAL			48	5	1	4	2	4	4	8	5	4	4	2	91	
GRANT AID			(46)	(3)	(1)	(4)	(2)	(4)	(4)	(3)	(1)	(-)	(-)	(1)	(69)	
Fighter - Total			46	3											49	
F-84F	Republic	803	46	3	(Complete)										49	852
Helicopter - Total			-	-	1	4	2	4	4	3	1	-	-	1	20	
H-19D	Sikorsky	-	-	-	-	4	2	4	4	3	1	-	-	1	19	19
H-34A f/	Sikorsky	-	-	1	-	-	-	-	-	-	-	-	-	-	1	1
MILITARY SALES PROGRAM			(2)	(2)	-	-	-	-	-	(5)	(4)	(4)	(4)	(1)	(22)	
Cargo - Total			-	-	-	-	-	-	-	5	4	4	4	1	18	
C-123B	Fairchild	-	-	-	-	-	-	-	-	5	4	4	4	1(Complete)	18	18
Liaison - Total			2	2	-	-	-	-	-	-	-	-	-	-	4	
L-19E	Cessna	5	2	2	(Complete)										4	9
			USAF FOR NAVY													
TOTAL			2	-	-	-	-	-	-	-	-	-	-	-	2	
Liaison - Total			2	-	-	-	-	-	-	-	-	-	-	-	2	
L-19E	Cessna	-	2	(Complete)											2	2
			USAF FOR CAA													
TOTAL			-	-	-	-	3	2	-	-	-	-	-	-	5	
Cargo - Total			-	-	-	-	3	2	-	-	-	-	-	-	5	
C-131E	Douglas	-	-	-	-	-	3	2	(Complete)						5	5

a/ Cumulative totals include one L-19E diverted to the AF Academy.
b/ Army for MAP.
c/ Cumulative totals include one H-21C accepted in July 1955 from a USAF contract.
d/ Navy for Army.
e/ Figures in parenthesis are sub-totals for MAP.
f/ Diverted from Army

SOURCE: Material Statistics Division, Directorate of Statistical Services, Comptroller of the Air Force.

[redacted]

[redacted]

TABLE 45 — USAF AIRCRAFT PROCUREMENT PROGRAMS BY FISCAL YEAR FUNDING
FISCAL YEARS 1955 THROUGH 1958

(Excludes experimental, used, and remanufactured aircraft.)

TYPE, MODEL, AND SERIES	FISCAL YEAR 1955	FISCAL YEAR 1956	FISCAL YEAR 1957	FISCAL YEAR 1958	TYPE, MODEL, AND SERIES	FISCAL YEAR 1955	FISCAL YEAR 1956	FISCAL YEAR 1957	FISCAL YEAR 1958
TOTAL	1,424	2,709	1,720	997					
Bomber - Total	171	133	202	118	Reconnaissance (Cont)				
B-52D	77	93	-	-	RF-101A	-	7	-	-
B-52E	-	40	60	-	RF-101C	-	166	-	-
B-52F	-	-	89	-	RC-121D	22	-	-	-
B-52G	-	-	53	101					
B-57E	68	-	-	-	Tanker - Total	29	68	118	130
B-58A	13	-	-	17					
B-66B	13	-	-	-	KC-135A	29	68	118	130
Fighter - Total	724	1,845	874	186	Cargo - Total	143	143	83	48
F-100C	25	-	-	-	C-123B	73	42	-	-
F-100D	534	557	-	-	C-130A	48	84	57	-
F-100F	-	295	-	29	RC-130A	-	-	15	-
F-101B	-	97	206	84	C-130B	-	-	5	48
F-101C	-	39	-	-	C-131D	12	-	-	-
F-102A	108	562	140	-	C-131E	10	-	-	-
TF-102A	28	63	-	-	C-133A	-	17	6	-
F-104A	17	153	-	-					
F-104B	-	6	20	-	Trainer - Total	277	347	363	397
F-104C	-	56	264	-					
F-104D	-	-	66	-	T-33A	107	220	240	274
F-105B	6	-	65	-	T-34A	150	-	-	-
JF-105B	3	-	-	-	T-37A	20	127	123	117
F-105D	-	-	-	20	T-38A	--	-	-	4
F-105E	-	-	-	8	YT-38A	-	-	-	2
F-106A	-	17	72	40					
F-106B	-	-	41	5	Liaison - Total	16	-	80	80
F-107A	3	-	-	-					
					XL-23C	1	-	-	-
Reconnaissance - Total	64	173	-	-	L-26B	15	-	-	-
					L-27A	-	-	80	80
RB-66C	6	-	-	-					
WB-66D	36	-	-	-	Helicopter - Total	-	-	-	38
					H-43A	-	-	-	18
					H-43B	-	-	-	20

NOTE: Based on the RC-301, USAF Aircraft Program Procurement Contract Status Report, dated 30 June 1958.

SOURCE: Materiel Statistics Division, Directorate of Statistical Services, Comptroller of the Air Force.

[redacted]

TABLE 46 — FLYAWAY COST OF AIRCRAFT PROCURED BY THE USAF

(This is a new table and does not appear in the previous fiscal year Statistical Digest)

TYPE, MODEL, AND SERIES OF AIRCRAFT	TOTAL FLYAWAY COST PER AIRCRAFT 1/
Bomber	
B-25	$ 146,261
B-26	242,865
B-29	639,188
B-36D	4,138,125
B-36F	4,138,125
B-36H	4,149,446
B-36J	3,640,214
B-45	1,080,603
B-47B	2,449,456
B-47E	1,869,667
B-50	1,144,296
B-52A	29,383,466
B-52B	14,430,872
B-52C	7,277,088
B-52D	6,678,775
B-52E	5,857,962
B-52F	6,608,933
B-57A	9,349,169
B-57B	1,264,182
B-57C	1,211,955
B-57E	1,083,515
B-58A	53,178,223
B-66B	3,109,614
Fighter	
F-80C	93,456
F-84D	212,241
F-84E	212,241
F-84F	769,330
F-84G	237,247
YF-84J	1,401,744
F-86A	178,408
F-86D	343,839
F-86E	219,457
F-86F	211,111
F-86H	582,493
F-86L	582,493
F-89A	1,085,882
F-89B	1,085,882
F-89C	797,202
F-89D	804,724
F-89H	1,011,750
F-89J	1,011,750
F-94A	258,123
F-94B	196,248
F-94C	534,073
F-100A	1,014,908
F-100C	661,931
F-100D	696,146
F-100F	752,064
F-101A	2,935,490
JF-101A	1,616,371
F-101B	1,831,410
F-101C	2,207,368
F-102A	1,204,981
TF-102A	1,465,641
F-104A	971,355
F-104B	1,195,862
F-105B	5,057,065
JF-105B	13,595,901
YF-105A	12,222,966
F-106A	4,428,682
F-107A	33,506,405

TYPE, MODEL, AND SERIES OF AIRCRAFT	TOTAL FLYAWAY COST PER AIRCRAFT 1/
Reconnaissance	
RB-36F	$ 4,133,876
RB-45C	1,080,603
RB-47E	2,057,213
RB-47H	2,126,917
RB-50	1,144,296
WB-50	1,144,296
RB-57A	1,661,313
RB-57D	2,535,500
RB-66A	15,516,211
RB-66B	2,331,894
RB-66C	2,714,753
WB-66D	2,003,985
RF-80A	107,796
RF-84F	654,633
RF-101A	1,616,371
YRF-101A	3,513,289
RF-101C	1,306,525
RC-121C	2,916,324
RC-121D	1,991,968
Tanker	
KB-29	639,188
KB-50	1,144,296
KC-97E	1,261,357
KC-97F	1,248,472
KC-97G	1,205,165
KC-135A	4,227,620
Cargo	
C-45B/F/G/H	57,838
C-46A/D/F	272,211
C-47A/D	95,466
YC-47D	95,466
C-54D/E/G/H	382,779
C-97A	1,158,698
C-97C	1,132,781
C-117A/B/C	80,139
C-118A	1,179,976
C-119C	480,884
C-119F	1,093,940
C-119G	590,028
C-121A	2,319,848
C-121C	1,747,308
YC-121E	2,647,380
YC-121F	3,939,563
C-123B	555,985
C-124A	1,780,947
C-124C	1,646,406
C-130A	2,754,297
C-131A	970,412
C-131B	757,540
C-131D	638,461
C-131E	728,325
VC-131A	970,412
YC-131C	2,733,609
C-133A	9,224,502
Trainer	
T-6	27,206
T-7	72,741
T-11	83,078
T-28	123,413

TABLE 46 — FLYAWAY COST OF AIRCRAFT PROCURED BY THE USAF (Continued)

TYPE, MODEL, AND SERIES OF AIRCRAFT	TOTAL FLYAWAY COST PER AIRCRAFT 1/
Trainer (Cont'd)	
T-29A	$ 643,273
T-29B	891,816
T-29C	781,991
T-29D	994,222
T-33	117,787
T-34A	50,761
T-37A	238,063
T-38A	4,537,472
TB-45A	1,080,603
TB-47B	2,449,456
TB-50	1,485,571
Liaison	
L-4	2,901
L-5	10,508
L-16	1,891
L-17	9,996
L-18	3,730
L-19	11,234
L-20A	44,701
L-21B	5,115
L-23	83,000
L-26B	92,101
L-27A	56,343
LC-126	29,776
Helicopter	
H-5F/G	$ 81,868
H-5H	149,892
H-13E	30,387
H-13G	30,811
H-19A	200,456
H-19B	149,512
SH-19B	149,512
H-21A	716,033
H-21B	405,510
YH-21	698,912
H-25A	310,347
YH-31	262,500
YH-32	67,395
H-40	689,455
YH-41	93,913
Utility	
U-1A	106,234

1/ Includes airframe, installed engine, propeller, electronics, ordnance, armament, etc.

NOTE: Based on T. O. 00-25-30, dated 10 September 1957.

SOURCE: Materiel Statistics Division, Directorate of Statistical Services, Comptroller of the Air Force.

[redacted]

TABLE 47 — USAF ACCEPTANCES OF GUIDED MISSILES, GUIDED AIRCRAFT ROCKETS, AND TARGET DRONES FISCAL YEAR 1958 AND PRIOR

MODEL DESIGNATION POPULAR NAME AND MANUFACTURER			TOTAL ACCEPTANCES THRU FY 58	FY 1953 AND PRIOR YEARS	FY 1954	FY 1955	FY 1956	FY 1957	FY 1958
USAF GUIDED MISSILES - TOTAL			1,670	190	244	311	252	437	236
XSAM-A-1	Tarzon	Bell	24	24	-	-	-	-	-
XSSM-A-1	Matador	Martin	15	15	-	-	-	-	-
XSSM-A-3	Snark	Northrop	16	16	-	-	-	-	-
XASM-N-7	Bullpup	Martin	60	-	-	-	-	39	21
YB-61	Matador	Martin	52	52	-	-	-	-	-
TM-61A	Matador	Martin	555	36	191	244	84	-	-
TM-61C	Matador	Martin	415	-	-	-	97	288	30
XSM-62	Snark	Northrop	66	2	6	13	12	17	16
SM-62A	Snark	Northrop	3	-	-	-	-	-	3
XGAM-63	Rascal	Bell	78	11	9	28	11	19	-
GAM-63/A	Rascal	Bell	39	-	-	-	2	1	36
XSM-64	Navaho	North American	9	-	-	-	2	7	-
XSM-65	Atlas	Convair	23	-	-	-	-	6	17
XGAM-67	Crossbow	Radioplane	28	-	4	8	9	7	-
XSM-68	Titan	Martin	1	-	-	-	-	-	1
XGAM-72	Quail	McDonnell	7	-	-	-	-	-	7
XSM-73	Goose	Fairchild	13	-	-	-	-	3	10
XSM-75	Thor	Douglas	40	-	-	-	-	8	32
YTM-76A	Mace	Martin	64	-	-	-	13	25	26
TM-76A	Mace	Martin	10	-	-	-	-	-	10
XIM-99	Bomarc	Boeing	51	3	5	8	10	9	16
YIM-99	Bomarc	Boeing	8	-	-	-	-	-	8
X-7A a/	Bomarc	Lockheed	24	-	-	6	7	8	3
-----	Oerlikon	Switzerland	25	-	25	-	-	-	-
X-9 b/	Shrike	Bell	31	31	-	-	-	-	-
X-10 c/	Navaho	North American	13	-	4	4	5	-	-
USAF GUIDED AIRCRAFT ROCKETS - TOTAL			20,274	501	95	299	3,159	4,608	11,612
XASM-A-1	Tarzon	Bell	200	200	-	-	-	-	-
YASM-A-1	Tarzon	Bell	110	110	-	-	-	-	-
XGAR-1	Falcon	Hughes, C C	65	48	17	-	-	-	-
XGAR-1	Falcon	Hughes, TUC	80	80	-	-	-	-	-
YGAR-1	Falcon	Hughes	122	-	78	44	-	-	-
GAR-1	Falcon	Hughes	4,336	-	-	253	3,018	1,065	-
YGAR-1B	Falcon	Hughes	54	-	-	-	54	-	-
GAR-1D	Falcon	Hughes	5,375	-	-	-	40	1,768	3,567
GAR-2/A	Falcon	Hughes	6,258	-	-	-	18	1,600	4,640
XASM-N-2B	Lark	Fairchild	32	32	-	-	-	-	-
XSAM-N-2C	Lark	Fairchild	31	31	-	-	-	-	-
XGAR-3	Falcon	Hughes	27	-	-	2	18	7	-
YGAR-3	Falcon	Hughes	75	-	-	-	-	7	68
GAR-3	Falcon	Hughes	85	-	-	-	-	-	85
XGAR-4	Falcon	Hughes	16	-	-	-	11	5	-
YGAR-4	Falcon	Hughes	75	-	-	-	-	10	65
GAR-4	Falcon	Hughes	60	-	-	-	-	-	60
GAR-8	SW-1	Philco	131	-	-	-	-	131	-
GAR-8	SW-1A	Philco	3,136	-	-	-	-	15	3,121
XGAR-11	Falcon	Hughes	6	-	-	-	-	-	6
USAF TARGET DRONES - TOTAL			5,117	2,964	1,500	11	125	130	387
OQ-19A		Radioplane	405	405	-	-	-	-	-
OQ-19B		Radioplane	6	-	-	-	6	-	-
OQ-19C		Radioplane	329	329	-	-	-	-	-
OQ-19D		Radioplane	3,900	2,140	1,500	-	-	-	260
XQ-1		Radioplane	28	28	-	-	-	-	-
XQ-2		Radioplane	62	62	-	-	-	-	-
Q-2A		Ryan	370	-	-	11	118	120	121
XQ-4		Radioplane	15	-	-	-	1	9	5
XQ-5		Lockheed	2	-	-	-	-	1	1

[redacted]

TABLE 47 – USAF ACCEPTANCES OF GUIDED MISSILES, GUIDED AIRCRAFT ROCKETS, AND TARGET DRONES FISCAL YEAR 1958 AND PRIOR (CONTINUED)

MODEL DESIGNATION POPULAR NAME AND MANUFACTURER	TOTAL ACCEPTANCES THRU FY 58	FY 1953 AND PRIOR YEARS	FY 1954	FY 1955	FY 1956	FY 1957	FY 1958
ARMY TARGET DRONES - TOTAL	24,586	8,096	781	4,647	4,775	3,394	2,893
OQ-19A Radioplane	457	457	-	-	-	-	-
OQ-19B Radioplane	9,287	520	-	3,575	3,105	1,269	818
OQ-19C Radioplane	389	389	-	-	-	-	-
OQ-19D Radioplane	14,447	6,730	775	1,072	1,670	2,125	2,075
YQ-1 Radioplane	6	-	6	-	-	-	-
GROUND NATIONAL GUARD TARGET DRONES - TOTAL	1,582	524	400	658	-	-	-
OQ-19B Radioplane	385	-	-	385	-	-	-
OQ-19D Radioplane	1,197	524	400	273	-	-	-

a/ The X-7 is a test vehicle for the Bomarc.
b/ The X-9 is a test vehicle for the Rascal.
c/ The X-10 is a test vehicle for the Navaho.

SOURCE: Materiel Statistics Division, Directorate of Statistical Services, Comptroller of the Air Force.

[redacted]

TABLE 48 – USAF GUIDED MISSILE AND GUIDED AIRCRAFT ROCKET PROCUREMENT PROGRAMS BY FISCAL YEAR FUNDING, THROUGH FISCAL YEAR 1958

(A breakdown by Fiscal Year is not available for all models, therefore Fiscal Year Procurement Programs will not add to total in all cases.)

MODEL DESIGNATION POPULAR NAME AND MANUFACTURER			FISCAL YEAR PROCUREMENT PROGRAMS					TOTAL	TOTAL ACCEPTED AS OF 30 JUNE 1958	BALANCE TO BE ACCEPTED
			1954 AND PRIOR	1955	1956	1957	1958			
USAF GUIDED MISSILES - TOTAL . . .			1,072	202	378	236	224	2,925	1,670	1,255
Strategic Missiles - Total			273	12	78	66	24	1,203	367	836
XSSM-A-3	Snark	Northrop . .	16	-	-	-	-	16	16	-
XSM-62	Snark	Northrop . .	60	6	-	-	-	66	66	-
SM-62A	Snark	Northrop . .	-	-	-	13	16	29	3	26
XGAM-63	Rascal	Bell	78	-	-	-	-	78	78	-
GAM-63/63A	Rascal	Bell	36	-	22	-	-	58	39	19
XSM-64	Navaho	N. American.	11	6	-	-	-	17	9	8
XSM-64A	Navaho	N. American.	-	-	4	5	-	9	-	9
XSM-65	Atlas	Convair. . .	-	-	-	-	-	96	23	73
SM-65	Atlas	Convair. . .	-	-	-	-	-	56	-	56
XGAM-67	Crossbow	Radioplane .	28	-	-	-	-	28	28	-
XSM-68	Titan	Martin . . .	-	-	-	-	-	65	1	64
SM-68	Titan	Martin . . .	-	-	-	-	-	1	-	1
XGAM-72	Quail	McDonnell. .	-	-	6	24	-	30	7	23
XGAM-72	Quail	McDonnell. .	-	-	-	24	-	24	-	24
GAM-72	Quail	McDonnell. .	-	-	-	-	-	24	-	24
XGAM-77	Hound Dog	N. American.	-	-	-	-	-	38	-	38
GAM-77	Hound Dog	N. American.	-	-	-	-	-	77	-	77
XSM-73	Goose	Fairchild. .	-	-	46	-	8	54	13	41
SM-73	Goose	Fairchild. .	-	-	-	-	-	31	-	31
XSM-75	Thor	Douglas. . .	-	-	-	-	-	82	40	42
SM-75	Thor	Douglas. . .	-	-	-	-	-	155	-	155
XSM-78	Jupiter	AEMA	-	-	-	-	-	31	-	31
XSM-78	Jupiter	Chrysler . .	-	-	-	-	-	10	-	10
SM-78	Jupiter	AEMA	-	-	-	-	-	26	-	26
SM-78	Jupiter	Chrysler . .	-	-	-	-	-	58	-	58
X-9 a/	- - - -	N. American.	31	-	-	-	-	31	31	-
X-10 b/	- - - -	N. American.	13	-	-	-	-	13	13	-
Tactical Missiles - Total			693	183	285	100	102	1,363	1,171	192
XSSM-A-1	Matador	Martin . . .	15	-	-	-	-	15	15	-
YTM-61	Matador	Martin . . .	52	-	-	-	-	52	52	-
TM-61A	Matador	Martin . . .	555	-	-	-	-	555	555	-
TM-61C	Matador	Martin . . .	27	183	205	-	-	415	415	-
YTM-76A	Mace	Martin . . .	44	-	20	-	-	64	64	-
TM-76A	Mace	Martin . . .	-	-	-	94	95	189	10	179
YTM-76B	Mace	Martin . . .	-	-	-	6	7	13	-	13
XASM-N7	Bullpup	Martin . . .	-	-	60	-	-	60	60	-
Interceptor Missiles - Total			106	7	15	70	98	359	132	227
XSAM-A-1	- - - -	Boeing . . .	24	-	-	-	-	24	24	-
XIM-99	Bomarc	Boeing . . .	51	-	-	-	-	51	51	-
YIM-99	Bomarc	Boeing . . .	-	-	7	38	-	45	8	37
IM-99A	Bomarc	Boeing . . .	-	-	-	23	78	101	-	101
XIM-99B	Bomarc	Boeing . . .	-	-	-	-	20	20	-	20
X-7A c/	- - - -	Lockheed . .	6	7	8	9	-	30	24	6
- - -	Oerlikon	Switzerland.	25	-	-	-	-	25	25	-
WS-117L	Satellite	Lockheed . .	-	-	-	-	-	35	-	35
Thor Booster	- - - -	- - - -	-	-	-	-	-	10	-	10
Atlas Booster	- - - -	- - - -	-	-	-	-	-	18	-	18

[redacted]

[redacted]

TABLE 48 — USAF GUIDED MISSILE AND GUIDED AIRCRAFT ROCKET PROCUREMENT PROGRAMS BY FISCAL YEAR FUNDING, THROUGH FISCAL YEAR 1958 (CONTINUED)

MODEL DESIGNATION POPULAR NAME AND MANUFACTURER			FISCAL YEAR PROCUREMENT PROGRAMS					TOTAL	TOTAL ACCEPTED AS OF 30 JUNE 1958	BALANCE TO BE ACCEPTED
			1954 AND PRIOR	1955	1956	1957	1958			
USAF GUIDED AIRCRAFT ROCKETS - TOTAL			1,263	5,835	6,228	16,645	5,659	35,699	20,274	15,425
XASM-A-1	Tarzon	Bell	200	-	-	-	-	200	200	-
XSAM-A-1	Tarzon	Bell	110	-	-	-	-	110	110	-
XSAM-N-2B	Lark	Fairchild	32	-	-	-	-	32	32	-
XSAM-N-2C	Lark	Fairchild	31	-	-	-	-	31	31	-
XGAR-1	Falcon	Hughes	145	-	-	-	-	145	145	-
YGAR-1	Falcon	Hughes	122	-	-	-	-	122	122	-
YGAR-1B	Falcon	Hughes	-	54	-	-	-	54	54	-
GAR-1	Falcon	Hughes	623	3,713	-	-	-	4,336	4,336	-
GAR-1D	Falcon	Hughes	-	2,047	2,928	4,000	-	8,975	5,375	3,600
GAR-1D(WSEM)	Falcon	Hughes	-	-	-	-	215	215	-	215
GAR-2/2A	Falcon	Hughes	-	-	3,218	6,383	-	9,601	6,258	3,343
GAR-2(WSEM)	Falcon	Hughes	-	-	-	-	195	195	-	195
XGAR-3	Falcon	Hughes	-	10	17	-	-	27	27	-
XGAR-3	Falcon	Hughes	-	-	30	45	-	75	75	-
GAR-3	Falcon	Hughes	-	-	-	196	284	480	85	395
GAR-3(WSEM)	Falcon	Hughes	-	-	-	-	40	40	-	40
XGAR-4	Falcon	Hughes	-	11	5	-	-	16	16	-
YGAR-4	Falcon	Hughes	-	-	30	45	-	75	75	-
GAR-4	Falcon	Hughes	-	-	-	196	-	196	60	136
XGAR-11	Falcon	Hughes	-	-	-	-	-	21	6	15
GAR-8 (SW-1)	Sidewinder	Philco	-	-	-	131	-	131	131	-
GAR-8 (SW-1A)	Sidewinder	Philco	-	-	-	5,649	4,925	10,574	3,136	7,438
XGAR-9	Sidewinder	Hughes	-	-	-	-	-	48	-	48
USAF TARGET DRONES - TOTAL			3,733	54	150	300	700	5,767	5,117	650
OQ-19A		Radioplane	-	-	-	-	-	405	405	-
OQ-19B		Radioplane	-	-	-	-	-	6	6	-
OQ-19C		Radioplane	-	-	-	-	-	329	329	-
OQ-19D		Radioplane	3,640	-	-	-	690	4,330	3,900	430
XQ-1		Radioplane	-	-	-	-	-	28	28	-
XQ-2		Radioplane	-	-	-	-	-	62	62	-
Q-2A		Ryan	89	41	150	290	-	570	370	200
XQ-2C		Ryan	-	-	-	10	-	10	-	10
XQ-4		Radioplane	4	11	-	-	-	15	15	-
XQ-4A		Radioplane	-	-	-	-	10	10	-	10
XQ-5		Lockheed	-	2	-	-	-	2	2	-
ARMY TARGET DRONES - TOTAL			11,088	9,378	2,200	2,650	1,682	27,850	26,168	1,682
OQ-19A		Radioplane	-	-	-	-	-	457	457	-
OQ-19B		Radioplane	2,174	6,848	-	650	682	10,354	9,672	682
OQ-19C		Radioplane	-	-	-	-	-	389	389	-
OQ-19D		Radioplane	8,914	2,530	2,200	2,000	1,000	16,644	15,644	1,000
YQ-1		Radioplane	-	-	-	-	-	6	6	-

a/ The X-9 is a test vehicle for the Rascal.
b/ The X-10 is a test vehicle for the Navaho.
c/ The X-7A is a test vehicle for the Bomarc.

SOURCE: Materiel Statistics Division, Directorate of Statistical Services, Comptroller of the Air Force.

[redacted]

TABLE 49 -FUNCTIONAL DISTRIBUTION SUMMARY OF USAF AIRCRAFT POSSESSED FISCAL YEARS 1950 - 1958.

DATE OF INVENTORY	TOTAL AIRCRAFT	ACTIVE											INACTIVE			
		TOTAL ACTIVE	OPERATING							NON-OPERATING			TOTAL IN-ACTIVE	STORAGE	BAILMENT AND LOAN	AWAITING DISPOSITION
			TOTAL OPERATING ACTIVE	TAC & TRANS	TRAINING	OPERATIONAL SUPPORT	ADMINISTRATION	SPECIAL MISSION	TEST	TOTAL NON-OPERATING	MAINT MOD & IRAN	OTHER				
FY 1950.																
30 June	17,063	9,489	7,968	4,870 a/		1,964	228	336	570	1,521	1,234	287	7,574	6,993	379	202
FY 1951.																
30 June	18,820	14,183	11,332	7,797 a/		2,096	337	447	655	2,851	2,499	352	4,637	4,204	415	18
FY 1952.																
30 June	19,800	16,955	13,825	5,912	4,544	1,955	74	550	790	3,130	2,746	384	2,845	2,234	579	32
FY 1953.																
30 June	21,363	18,590	15,677	7,067	4,948	2,083	67	684	828	2,913	2,507	406	2,773	2,024	724	25
FY 1954.																
30 June	23,465	20,111	17,133	8,432	5,102	1,933	80	812	774	2,978	2,488	490	3,354	2,414	788	152
FY 1955.																
30 June	25,088	22,111	18,528	9,624	4,947	2,237	93	942	685	3,583	3,270	313	2,977	2,094	685	198
FY 1956.																
30 June	24,572	22,787	18,823	10,045	4,681	2,164	92	1,074	767	3,964	3,615	349	1,785	1,491	196	98
FY 1957 1/ . . .																
30 June	23 412	22,115	18,126	9,886	4,241	2,208	98	987	706	3,989	3,586	403	1,297	717	189	391
FY 1958.																
30 September.	22,922	21,329	18,281	10,009	4,105	2,357	102	1,032	676	3,048	2,718	330	1,593	617	308	668
31 December	22,635	20,206	17,733	9,495	3,975	2,418	105	1,084	656	2,473	2,183	290	2,429	1,272	318	839
31 March.	22,014	19,521	17,130	9,318	3,708	2,313	99	1,074	618	2,391	2,202	189	2,493	1,472	370	651
30 June	21,367	18,837	16,085	8,719	3,456	2,216	100	1,035	559	2,752	2,538	214	2,530	1,517	378	635

a/ Data prior to 31 December 1951 represents totals of "Tac and Trans" and Training.
1/ Starting with 30 September 1956, Aerial Targets are not included in the total aircraft figure.

Source: Operations Statistics Division, Directorate of Statistical Services, Comptroller of the Air Force.

[redacted]

TABLE 50 -FUNCTIONAL DISTRIBUTION OF AIRCRAFT INVENTORY - USAF COMMANDS
QUARTERLY - FISCAL YEAR 1958

COMMAND	TOTAL AIRCRAFT ON HAND	ACTIVE											INACTIVE			
		TOTAL ACTIVE	OPERATING							NON-OPERATING			TOTAL INACTIVE	STORAGE	BAILMENT AND LOAN	AWAITING DISPOSITION
			TOTAL OPERATING	TAC & TRANS	TRAINING	OPERATIONAL SUPPORT	ADMINISTRATIVE	SPECIAL MISSION	TEST & TEST SUP.	TOTAL NON-OPERATING	MAINT, MOD & IRAN	OTHER				
	30 SEPTEMBER 1957															
USAF - TOTAL	22,922	21,329	18,281	10,009	4,105	2,357	102	1,032	676	3,048	2,718	330	1,593	617	308	668
CONTINENTAL US - TOTAL	18,399	16,951	14,250	6,862	4,095	1,919	69	631	674	2,701	2,416	285	1,448	552	301	595
Air Defense	2,486	2,455	2,286	1,998	12	198	6	70	2	169	168	1	31	1	26	4
Air Materiel	3,370	2,161	557	43	1	214	5	44	250	1,604	1,429	175	1,209	545	111	553
Air Proving Ground	150	145	140	-	-	28	2	13	97	5	5	-	5	-	3	2
Air Research & Development	649	602	512	-	-	127	4	56	325	90	90	-	47	3	33	11
Air Training	4,747	4,701	4,370	4	4,037	240	8	81	-	331	227	104	46	1	29	16
Air University	185	183	182	-	-	144	1	37	-	1	1	-	2	-	2	-
Continental Air	129	112	106	4	-	72	5	25	-	6	6	-	17	-	15	2
Headquarters Air	250	243	223	-	3	114	11	95	-	20	20	-	7	-	7	-
Military Air Transport Svs	1,075	1,063	943	600	4	216	8	115	-	120	120	-	12	-	12	-
Strategic Air	3,086	3,050	2,837	2,401	24	369	14	29	-	213	212	1	36	2	32	2
Tactical Air	2,202	2,169	2,036	1,812	4	156	5	59	-	133	133	-	33	-	28	5
U.S. Air Force Academy	65	62	54	-	10	41	-	3	-	8	4	4	3	-	3	-
USAF Security Service	5	5	4	-	-	-	-	4	-	1	1	-	-	-	-	-
OVERSEAS - TOTAL	4,523	4,378	4,031	3,147	10	438	33	401	2	347	302	45	145	65	7	73
Air Defense	77	77	76	60	-	8	1	7	-	1	-	1	-	-	-	-
Air Materiel	191	66	47	1	-	35	1	9	1	19	15	4	125	64	1	60
Air Research & Development	8	8	8	-	-	1	-	6	1	-	-	-	-	-	-	-
Alaskan Air	216	216	199	135	-	35	3	26	-	17	3	14	-	-	-	-
Caribbean Air	38	38	30	-	-	4	2	24	-	8	8	-	-	-	-	-
Headquarters Air	66	65	65	-	-	3	1	61	-	-	-	-	1	-	1	-
Military Air Transport Svs	362	360	357	303	-	23	4	27	-	3	2	1	2	1	1	-
Pacific Air Force	1,195	1,191	1,072	857	7	97	10	101	-	119	115	4	4	-	2	2
Strategic Air	426	424	423	328	2	54	3	36	-	1	1	-	2	-	2	-
Tactical Air	54	54	54	53	1	-	-	-	-	-	-	-	-	-	-	-
U.S. Air Forces in Europe	1,888	1,877	1,698	1,410	-	178	8	102	-	179	158	21	11	-	-	11
USAF Security Service	2	2	2	-	-	-	-	2	-	-	-	-	-	-	-	-

[redacted]

[redacted]

TABLE 50 -FUNCTIONAL DISTRIBUTION OF AIRCRAFT INVENTORY - USAF COMMANDS
QUARTERLY - FISCAL YEAR 1958 (CONTINUED)

COMMAND	TOTAL AIRCRAFT ON HAND	ACTIVE											INACTIVE			
		TOTAL ACTIVE	OPERATING							NON-OPERATING			TOTAL INACTIVE	STORAGE	BAILMENT AND LOAN	AWAITING DISPOSITION
			TOTAL OPERATING	TAC & TRANS	TRAINING	OPERATIONAL SUPPORT	ADMINISTRATIVE	SPECIAL MISSION	TEST & TEST SUP.	TOTAL NON-OPERATING	MAINT, MOD & IRAN	OTHER				
	31 DECEMBER 1957															
USAF - TOTAL	22,635	20,206	17,733	9,495	3,975	2,418	105	1,084	656	2,473	2,183	290	2,429	1,272	318	839
CONTINENTAL US - TOTAL	18,457	16,152	14,040	6,736	3,969	1,967	67	647	654	2,112	1,877	235	2,305	1,173	309	823
Air Defense	2,376	2,336	2,199	1,924	15	181	6	73	-	137	129	8	40	-	37	3
Air Materiel	3,992	1,942	551	42	1	234	5	39	230	1,391	1,226	165	2,050	1,172	105	773
Air Research & Development	765	713	645	-	-	149	7	65	424	68	67	1	52	1	39	12
Air Training	4,404	4,347	4,195	1	3,902	207	7	78	-	152	93	59	57	-	28	29
Air University	187	185	185	-	-	145	2	38	-	-	-	-	2	-	2	-
Continental Air	126	110	109	2	-	76	3	28	-	1	1	-	16	-	16	-
Headquarters Air	387	380	357	1	-	232	14	110	-	23	23	-	7	-	7	-
Military Air Transport Svs	960	948	861	613	11	125	5	107	-	87	87	-	12	-	12	-
Strategic Air	3,089	3,054	2,924	2,443	25	411	12	33	-	130	130	-	35	-	32	3
Tactical Air	2,115	2,084	1,963	1,710	2	177	5	69	-	121	121	-	31	-	28	3
U.S. Air Force Academy	51	48	46	-	13	30	1	2	-	2	-	2	3	-	3	-
USAF Security Service	5	5	5	-	-	-	-	5	-	-	-	-	-	-	-	-
OVERSEAS - TOTAL	4,178	4,054	3,693	2,759	6	451	38	437	2	361	306	55	124	99	9	16
Air Defense	93	93	90	73	-	9	1	7	-	3	-	3	-	-	-	-
Air Materiel	170	68	51	5	-	33	1	11	1	17	9	8	102	99	1	2
Air Research & Development	9	9	8	-	-	1	-	6	1	1	1	-	-	-	-	-
Alaskan Air	182	181	173	101	-	36	2	34	-	8	7	1	1	-	-	1
Caribbean Air	36	35	31	-	-	2	1	28	-	4	4	-	1	-	-	1
Headquarters Air	68	67	67	-	-	5	1	61	-	-	-	-	-	-	1	-
Military Air Transport Svs	315	314	306	249	-	23	5	29	-	8	2	6	1	-	1	-
Pacific Air Force	1,050	1,044	949	737	5	91	14	102	-	95	93	2	6	-	4	2
Strategic Air	381	379	379	271	1	56	5	46	-	-	-	-	2	-	2	-
Tactical Air	45	45	44	43	-	1	-	-	-	1	1	-	-	-	-	-
U.S. Air Forces in Europe	1,827	1,817	1,593	1,280	-	194	8	111	-	224	189	35	10	-	-	10
USAF Security Services	2	2	2	-	-	-	-	2	-	-	-	-	-	-	-	-

[redacted]

[redacted]

TABLE 50 -FUNCTIONAL DISTRIBUTION OF AIRCRAFT INVENTORY - USAF COMMANDS QUARTERLY - FISCAL YEAR 1958 (CONTINUED)

COMMAND	TOTAL AIRCRAFT ON HAND	ACTIVE											INACTIVE			
		TOTAL ACTIVE	OPERATING							NON-OPERATING			TOTAL IN-ACTIVE	STORAGE	BAILMENT AND LOAN	AWAITING DISPOSITION
			TOTAL OPERATING	TAC & TRANS	TRAINING	OPERATIONAL SUPPORT	ADMINISTRATIVE	SPECIAL MISSION	TEST & TEST SUP.	TOTAL NON-OPERATING	MAINT, MOD & IRAN	OTHER				
31 MARCH 1958																
USAF - TOTAL	22,014	19,521	17,130	9,318	3,708	2,313	99	1,074	618	2,391	2,202	189	2,493	1,472	370	651
CONTINENTAL - TOTAL	17,889	15,489	13,424	6,517	3,703	1,878	65	647	614	2,065	1,903	162	2,400	1,423	363	614
Air Defense	2,504	2,450	2,164	1,898	16	169	6	75	-	286	281	5	54	-	52	2
Air Materiel	3,822	1,709	545	37	1	229	5	43	230	1,164	1,067	97	2,113	1,416	111	586
Air Research & Development	687	638	579	-	-	126	6	63	384	59	58	1	49	1	39	9
Air Training	4,128	4,092	3,918	5	3,626	186	5	96	-	174	115	59	36	-	27	9
Air University	185	182	182	-	-	140	2	40	-	-	-	-	3	-	3	-
Continental Air	139	123	120	1	-	89	3	27	-	3	3	-	16	-	16	-
Headquarters Air	376	369	356	-	-	230	12	114	-	13	13	-	7	-	7	-
Military Air Transport Svs	873	856	758	561	6	104	8	79	-	98	98	-	17	4	12	1
Strategic Air	3,171	3,103	3,014	2,517	21	425	13	38	-	89	89	-	68	-	63	5
Tactical Air	1,932	1,899	1,721	1,498	2	151	5	65	-	178	178	-	33	2	29	2
U.S. Air Force Academy	67	63	62	-	31	29	-	2	-	1	1	-	4	-	4	-
USAF Security Service	5	5	5	-	-	-	-	5	-	-	-	-	-	-	-	-
OVERSEAS - TOTAL	4,125	4,032	3,706	2,801	5	435	34	427	4	326	299	27	93	49	7	37
Air Defense	93	93	92	75	-	16	-	7	-	1	-	1	-	-	-	-
Air Materiel	105	49	42	-	-	31	1	9	1	7	7	-	56	49	1	6
Air Research & Development	14	14	13	-	-	1	-	9	3	1	1	-	-	-	-	-
Alaskan Air	174	173	172	108	-	31	2	31	-	1	1	-	1	-	-	1
Caribbean Air	36	35	32	1	-	4	1	26	-	3	2	1	1	-	-	1
Headquarters Air	76	75	75	-	-	1	-	74	-	-	-	-	1	-	1	-
Military Air Transport Svs	316	315	306	253	-	22	5	26	-	9	3	6	1	-	1	-
Pacific Air Force	1,050	1,039	917	714	4	88	12	99	-	122	119	3	11	-	2	9
Strategic Air	414	412	411	305	1	57	5	43	-	1	1	-	2	-	2	-
Tactical Air	77	77	77	76	-	1	-	-	-	-	-	-	-	-	-	-
U.S. Air Forces in Europe	1,768	1,748	1,567	1,269	-	189	8	101	-	181	165	16	20	-	-	20
USAF Security Service	2	2	2	-	-	-	-	2	-	-	-	-	-	-	-	-

[redacted]

TABLE 50 -FUNCTIONAL DISTRIBUTION OF AIRCRAFT INVENTORY - USAF COMMANDS. QUARTERLY - FISCAL YEAR 1958 (CONTINUED)

COMMAND	TOTAL AIRCRAFT ON HAND	ACTIVE											INACTIVE			
		TOTAL ACTIVE	OPERATING						NON-OPERATING			TOTAL INACTIVE	STORAGE	BAILMENT AND LOAN	AWAITING DISPOSITION
			TOTAL OPERATING	TAC & TRANS	TRAINING	OPERATIONAL SUPPORT	ADMINISTRATIVE	SPECIAL MISSION	TEST & TEST SUP.	TOTAL NON-OPERATING	MAINT, MOD & IRAN	OTHER				
	30 JUNE 1958															
USAF - TOTAL	21,367	18,837	16,085	8,719	3,456	2,216	100	1,035	559	2,752	2,538	214	2,530	1,517	378	635
CONTINENTAL - TOTAL	17,338	14,966	12,609	6,111	3,451	1,799	68	634	546	2,357	2,185	172	2,372	1,465	371	536
Air Defense	2,419	2,367	2,062	1,801	18	158	7	78	-	305	304	1	52	-	52	-
Air Materiel	3,701	1,602	518	45	1	215	5	46	206	1,084	952	132	2,099	1,464	116	519
Air Research & Development	667	618	532	17	-	113	6	57	339	86	84	2	49	-	44	5
Air Training	3,948	3,914	3,668	5	3,378	194	3	88	-	246	209	37	34	-	27	7
Air University	164	161	161	2	-	119	2	38	-	-	-	-	3	-	3	-
Continental Air	139	122	114	10	-	76	3	25	-	8	8	-	17	-	16	1
Headquarters Air	406	399	377	12	-	241	14	110	-	22	22	-	7	-	7	-
Military Air Transport Svs	891	879	757	556	4	102	9	86	-	122	122	-	12	-	12	-
Strategic Air	3,193	3,127	2,763	2,282	16	413	13	39	-	364	364	-	66	1	62	3
Tactical Air	1,735	1,705	1,589	1,381	2	139	6	60	1	116	116	-	30	-	29	1
U.S. Air Force Academy	70	67	63	-	32	29	-	2	-	4	4	-	3	-	3	-
USAF Security Service	5	5	5	-	-	-	-	5	-	-	-	-	-	-	-	-
OVERSEAS - TOTAL	4,029	3,871	3,476	2,608	5	417	32	401	13	395	353	42	158	52	7	99
Air Defense	83	83	82	65	-	9	1	7	-	1	-	1	-	-	-	-
Air Materiel	177	53	41	2	-	28	2	8	1	12	11	1	124	52	1	71
Air Research & Development	24	24	24	-	-	1	1	10	12	-	-	-	-	-	-	-
Alaskan Air	165	165	165	116	-	19	2	28	-	-	-	-	-	-	-	-
Caribbean Air	38	38	30	2	-	3	1	24	-	8	7	1	-	-	-	-
Headquarters Air	71	70	70	-	-	2	1	67	-	-	-	-	-	-	1	-
Military Air Transport Svs	303	302	292	238	-	19	4	31	-	10	3	7	1	-	1	-
Pacific Air Force	959	949	830	633	4	94	12	87	-	119	109	10	10	-	2	8
Strategic Air	381	374	361	261	1	53	3	43	-	13	1	12	7	-	2	5
Tactical Air	122	122	122	120	-	2	-	-	-	-	-	-	-	-	-	-
U.S. Air Forces in Europe	1,704	1,689	1,457	1,171	-	187	5	94	-	232	222	10	15	-	-	15
USAF Security Service	2	2	2	-	-	-	-	2	-	-	-	-	-	-	-	-

SOURCE: Operations Statistics Division, Directorate of Statistical Services, Comptroller of the Air Force.

[redacted]

TABLE 51 -USAF AIRCRAFT FUNCTIONAL DISTRIBUTION BY TYPE - QUARTERLY - FISCAL YEAR 1958

TYPE OF AIRCRAFT	TOTAL AIRCRAFT	ACTIVE										INACTIVE			
		TOTAL ACTIVE	OPERATING ACTIVE						NON-OPERATING ACTIVE						
			TOTAL OPERATING ACTIVE	TAC & TRANS	TRAINING	OPERATIONAL SUPPORT	ADMINISTRATIVE	SPECIAL MISSION	TEST & TEST SUPPORT	TOTAL NON-OPERATING ACTIVE	MAINT, MOD & IRAN	OTHER	TOTAL INACTIVE	STORAGE	BAILMENT AND LOAN	AWAITING DISPOSITION
30 SEPTEMBER 1957															
TOTAL	22,922	21,329	18,281	10,009	4,105	2,357	102	1,032	676	3,048	2,718	330	1,593	617	308	668
Bomber	2,550	2,313	1,984	1,849	6	10	-	13	106	329	311	18	237	105	5	127
Tanker	955	949	865	813	38	-	-	-	14	84	82	2	6	-	3	3
Fighter	7,371	6,882	5,243	4,026	827	34	1	59	296	1,639	1,466	173	489	178	47	264
Reconnaissance	1,214	1,077	893	826	2	4	-	28	33	184	168	16	137	55	6	76
Search & Rescue	415	380	332	215	2	40	-	74	1	48	45	3	35	30	5	-
Special Research	2	-	-	-	-	-	-	-	-	-	-	-	2	-	2	-
Cargo	3,730	3,632	3,314	1,436	15	1,193	96	479	95	318	270	48	98	52	41	5
Trainer	5,965	5,428	5,067	753	3,112	1,028	4	67	103	361	312	49	537	183	163	191
Liaison	341	304	256	6	3	45	-	195	7	48	37	11	37	1	35	1
Helicopter	379	364	327	85	100	3	1	117	21	37	27	10	15	13	1	1
31 DECEMBER 1957																
TOTAL	22,635	20,206	17,733	9,495	3,975	2,418	105	1,084	656	2,473	2,183	290	2,429	1,272	318	839
Bomber	2,427	2,312	1,995	1,853	21	9	-	14	98	317	290	27	115	70	7	38
Tanker	980	962	876	826	39	-	-	1	10	86	80	6	18	-	2	16
Fighter	7,115	6,165	4,793	3,595	853	6	1	56	282	1,372	1,217	155	950	289	50	611
Reconnaissance	1,193	993	851	783	3	1	-	32	32	142	125	17	200	115	7	78
Search & Rescue	389	362	330	175	1	48	-	104	2	32	28	4	27	20	4	3
Special Research	2	-	-	-	-	-	-	-	-	-	-	-	2	-	2	-
Cargo	3,734	3,575	3,325	1,426	11	1,199	101	491	97	250	228	22	159	115	29	15
Trainer	6,031	5,136	4,966	775	2,929	1,081	3	68	110	170	138	32	895	648	176	71
Liaison	386	343	289	6	3	71	-	204	5	54	34	20	43	4	39	-
Helicopter	378	358	308	56	115	3	-	114	20	50	43	7	20	11	2	7

[redacted]

TABLE 51 -USAF AIRCRAFT FUNCTIONAL DISTRIBUTION BY TYPE - QUARTERLY - FISCAL YEAR 1958 (CONTINUED)

TYPE OF AIRCRAFT	TOTAL AIRCRAFT	ACTIVE											INACTIVE			
		TOTAL ACTIVE	OPERATING ACTIVE							NON-OPERATING ACTIVE						
			TOTAL OPERATING ACTIVE	TAC & TRANS	TRAINING	OPERATIONAL SUPPORT	ADMINISTRATIVE	SPECIAL MISSION	TEST & TEST SUPPORT	TOTAL NON-OPERATING ACTIVE	MAINT, MOD & IRAN	OTHER	TOTAL INACTIVE	STORAGE	BAILMENT AND LOAN	AWAITING DISPOSITION
31 MARCH 1958																
TOTAL	22,014	19,521	17,130	9,318	3,708	2,313	99	1,074	618	2,391	2,202	189	2,493	1,472	370	651
Bomber	2,357	2,296	1,990	1,847	27	2	-	17	97	306	283	23	61	36	7	18
Tanker	997	987	913	864	39	-	-	1	9	74	71	3	10	-	2	8
Fighter	6,829	6,022	4,725	3,565	843	4	-	46	267	1,297	1,198	99	807	232	44	531
Reconnaissance	1,115	985	855	792	4	-	-	31	28	130	104	26	130	92	8	30
Search & Rescue	378	354	321	165	2	52	-	100	2	33	27	6	24	17	3	4
Special Research	2	-	-	-	-	-	-	-	-	-	-	-	2	-	2	-
Cargo	3,686	3,422	3,174	1,288	10	1,204	96	479	97	248	234	14	264	221	29	14
Trainer	5,910	4,783	4,559	743	2,676	978	3	65	94	224	209	15	1,127	855	233	39
Liaison	369	325	293	4	3	70	-	212	4	32	31	1	44	6	37	1
Helicopter	371	347	300	50	104	3	-	123	20	47	45	2	24	13	5	6
30 JUNE 1958																
TOTAL	21,367	18,837	16,085	8,719	3,456	2,216	100	1,035	559	2,752	2,538	214	2,530	1,517	378	635
Bomber	2,320	2,257	1,728	1,593	23	2	-	8	102	529	507	22	63	25	8	30
Tanker	1,034	1,023	968	912	44	-	-	1	11	55	49	6	11	-	4	7
Fighter	6,426	5,568	4,422	3,392	756	6	-	33	235	1,146	1,046	100	858	336	49	473
Reconnaissance	1,077	944	748	684	7	-	-	31	26	196	163	33	133	108	8	17
Search & Rescue	362	349	312	163	3	53	-	92	1	37	31	6	13	7	3	3
Special Research	2	-	-	-	-	-	-	-	-	-	-	-	2	-	2	-
Cargo	3,672	3,334	3,020	1,185	16	1,165	97	473	84	314	301	13	338	288	34	16
Trainer	5,733	4,726	4,316	662	2,537	972	3	63	79	410	390	20	1,007	719	230	58
Liaison	381	311	305	74	2	12	-	214	3	6	4	2	70	5	36	29
Helicopter	360	325	266	54	68	6	-	120	18	59	47	12	35	29	4	2

SOURCE: Operations Statistics Division, Directorate of Statistical Services, Comptroller of the Air Force.

[redacted]

TABLE 52 -USAF AIRCRAFT FUNCTIONAL DISTRIBUTION BY TYPE, MODEL, AND SELECTED SERIES
AS OF 30 JUNE 1958

TYPE, MODEL AND SERIES	TOTAL AIRCRAFT	AIRCRAFT INVENTORY													
		ACTIVE										INACTIVE			
		TOTAL ACTIVE	OPERATING							NON-OPERATING			TOTAL INACTIVE	STORAGE	BAILMENT AND LOAN	AWAITING DISPOSITION
			TOTAL OPERATING ACTIVE	TAC & TRANS	TRAINING	OPERATIONAL SUPPORT	ADMINISTRATIVE	SPECIAL MISSION	TEST & TEST SUPPORT	TOTAL NON-OPERATING	MAINT MOD & IRAN	OTHER				
TOTAL AIRCRAFT 1/	21,367	18,837	16,085	8,719	3,456	2,216	100	1,035	559	2,752	2,538	214	2,530	1,517	378	635
Bomber	2,320	2,257	1,728	1,593	23	2	-	8	102	529	507	22	63	25	8	30
B-17	16	15	15	-	-	-	-	-	15	-	-	-	1	-	-	1
B-25	4	1	1	-	-	-	-	-	1	-	-	-	3	2	-	1
B-26	42	17	15	-	2	2	-	1	10	2	2	-	25	21	-	4
B-29	3	2	2	1	-	-	-	-	1	-	-	-	1	-	1	-
B-36	33	32	32	32	-	-	-	-	-	-	-	-	1	-	-	1
B-45	40	21	20	17	-	-	-	-	3	1	-	1	19	-	-	19
B-47	1,502	1,499	1,053	1,020	19	-	-	1	13	446	445	1	3	1	-	2
B-50	7	2	2	1	-	-	-	-	1	-	-	-	5	1	2	2
B-52	359	358	326	313	-	-	-	-	13	32	27	5	1	-	1	-
B-57	234	230	211	163	2	-	-	6	40	19	15	4	4	-	4	-
B-58	11	11	1	-	-	-	-	-	1	10	-	10	-	-	-	-
B-66	68	68	50	46	-	-	-	-	4	18	17	1	-	-	-	-
P2V-5	1	1	-	-	-	-	-	-	-	1	1	-	-	-	-	-
Tanker	1,034	1,023	968	912	44	-	-	1	11	55	49	6	11	-	4	7
KB-29P	16	9	9	8	-	-	-	-	1	-	-	-	7	-	-	7
KB-50	127	127	80	79	-	-	-	-	1	47	46	1	-	-	-	-
KC-97	787	784	782	737	44	-	-	-	1	2	2	-	3	-	3	-
KC-135	104	103	97	88	-	-	-	1	8	6	1	5	1	-	1	-
Fighter	6,426	5,568	4,422	3,392	756	6	-	33	235	1,146	1,046	100	858	336	49	473
F-3H	1	1	1	-	-	-	-	-	1	-	-	-	-	-	-	-
XF-4D	1	1	1	-	-	-	-	-	1	-	-	-	-	-	-	-
F-11F	1	1	1	-	-	-	-	-	1	-	-	-	-	-	-	-
F-51	33	-	-	-	-	-	-	-	-	-	-	-	33	-	1	32
F-80	224	25	-	-	-	-	-	-	-	25	25	-	199	195	2	2
F-84F	301	200	195	82	106	-	-	-	7	5	5	-	101	1	2	98
F-84E/G	104	22	21	21	-	-	-	-	-	1	1	-	82	2	-	80
F-86D/L	1,446	1,327	1,124	852	254	-	-	4	14	203	189	14	119	117	1	1
F-86F	428	409	199	6	174	6	-	7	6	210	208	2	19	14	5	-
F-86H	113	104	7	1	-	-	-	1	5	97	95	1	9	-	6	3
F-86A/E/K	20	6	5	-	-	-	-	4	1	1	-	1	14	-	3	11
F-88	1	-	-	-	-	-	-	-	-	-	-	-	1	-	1	-

[redacted]

TABLE 52 -USAF AIRCRAFT FUNCTIONAL DISTRIBUTION BY TYPE, MODEL, AND SELECTED SERIES
AS OF 30 JUNE 1958 (CONTINUED)

TYPE, MODEL AND SERIES	AIRCRAFT INVENTORY															
	TOTAL AIRCRAFT	ACTIVE										INACTIVE			
		TOTAL ACTIVE	OPERATING							NON-OPERATING			TOTAL INACTIVE	STORAGE	BAILMENT AND LOAN	AWAITING DISPOSITION
			TOTAL OPERATING ACTIVE	TAC & TRANS	TRAINING	OPERATIONAL SUPPORT	ADMINISTRATIVE	SPECIAL MISSION	TEST & TEST SUPPORT	TOTAL NON-OPERATING	MAINT MOD & IRAN	OTHER				
Fighter (Cont'd)																
F-89	548	531	460	403	44	-	-	-	13	71	64	7	17	-	2	15
F-94	268	39	36	22	1	-	-	-	13	3	3	-	229	1	4	224
F-100	1,815	1,801	1,591	1,333	177	-	-	15	66	210	191	19	14	5	7	2
F-101A/C	117	112	89	77	-	-	-	-	12	23	19	4	5	-	4	1
F-101B	16	16	13	-	-	-	-	-	13	3	-	3	-	-	-	-
F-102	823	813	558	536	-	-	-	1	21	255	236	19	10	1	5	4
F-104	133	130	97	59	-	-	-	1	37	33	8	25	3	-	3	-
F-105	13	13	11	-	-	-	-	-	11	2	1	1	-	-	-	-
F-106	19	17	13	-	-	-	-	-	13	4	-	4	2	-	2	-
F-107	1	-	-	-	-	-	-	-	-	-	-	-	1	-	1	-
Reconnaissance	1,077	944	748	684	7	-	-	31	26	196	163	33	133	108	8	17
RB-26	29	2	1	-	-	-	-	1	-	1	1	-	27	14	-	13
RB-36	46	46	46	44	-	-	-	-	2	-	-	-	-	-	-	-
RB-45	3	1	1	-	-	-	-	-	1	-	-	-	2	-	-	2
RB-47	283	206	155	147	5	-	-	-	3	51	51	-	77	77	-	-
WB-47	1	1	1	-	-	-	-	1	-	-	-	-	-	-	-	-
RB-50	37	36	31	14	2	-	-	13	2	5	4	1	1	-	-	1
WB-50	69	69	57	57	-	-	-	-	-	12	8	4	-	-	-	-
RB-52	1	1	1	1	-	-	-	-	-	-	-	-	-	-	-	-
RB-57	68	50	35	17	-	-	-	11	7	15	13	2	18	15	3	-
RB-66	182	178	144	141	-	-	-	-	3	34	32	2	4	-	3	1
WB-66	36	36	23	23	-	-	-	-	-	13	11	2	-	-	-	-
RC-45	15	15	15	15	-	-	-	-	-	-	-	-	-	-	-	-
RC-47	5	5	5	-	-	-	-	5	-	-	-	-	-	-	-	-
RC-121	78	78	60	60	-	-	-	-	-	18	18	-	-	-	-	-
RF-84F	100	97	90	89	-	-	-	-	1	7	7	-	3	2	1	-
RF-84K	6	6	6	6	-	-	-	-	-	-	-	-	-	-	-	-
RF-101	115	114	75	68	-	-	-	-	7	39	17	22	1	-	1	-
WT-33	3	3	2	2	-	-	-	-	-	1	1	-	-	-	-	-
Search & Rescue	362	349	312	163	3	53	-	92	1	37	31	6	13	7	3	3
SA-16	122	111	99	68	-	2	-	28	1	12	11	1	11	7	3	1
SC-47	82	80	79	26	-	51	-	2	-	1	1	-	2	-	-	2
SC-54	38	38	24	24	-	-	-	-	-	14	10	4	-	-	-	-
SH-19	101	101	91	30	3	-	-	58	-	10	9	1	-	-	-	-

[redacted]

TABLE 52 -USAF AIRCRAFT FUNCTIONAL DISTRIBUTION BY TYPE, MODEL, AND SELECTED SERIES AS OF 30 JUNE 1958 (CONTINUED)

TYPE, MODEL AND SERIES	AIRCRAFT INVENTORY														
	TOTAL AIRCRAFT	ACTIVE										INACTIVE			
		TOTAL ACTIVE	OPERATING						NON-OPERATING			TOTAL INACTIVE	STORAGE	BAILMENT AND LOAN	AWAITING DISPOSITION
			TOTAL OPERATING ACTIVE	TAC & TRANS	TRAINING	OPERATIONAL SUPPORT	ADMINISTRATIVE	SPECIAL MISSION	TEST & TEST SUPPORT	TOTAL NON-OPERATING	MAINT MOD & IHAN	OTHER				
Search & Rescue (Cont'd)															
SH-21	19	19	19	15	-	-	-	4	-	-	-	-	-	-	-
Special Research	2	-	-	-	-	-	-	-	-	-	-	2	-	2	-
X-1	2	-	-	-	-	-	-	-	-	-	-	2	-	2	-
Cargo	3,672	3,334	3,020	1,185	16	1,165	97	473	84	314	301	13	338	288	34	16
319A	1	1	1	-	-	-	-	-	1	-	-	-	-	-	-	-
VB-17	5	-	-	-	-	-	-	-	-	-	-	-	5	-	-	5
VB-25	36	29	29	-	-	28	-	1	-	-	-	-	7	7	-	-
VB-26	2	1	1	-	-	1	-	-	-	-	-	-	1	-	-	1
C-45	600	533	530	3	5	432	-	90	-	3	3	-	67	60	4	3
C-46	198	-	-	-	-	-	-	-	-	-	-	-	198	190	8	-
C-47	749	735	685	5	11	551	-	108	10	50	50	-	14	-	11	3
VC-47	254	253	226	-	-	129	-	97	-	27	27	-	1	-	1	-
C-53	2	2	2	-	-	1	-	1	-	-	-	-	-	-	-	-
C-54	281	245	231	37	-	-	59	122	13	14	14	-	36	31	5	-
VC-54	29	29	28	-	-	-	23	5	-	1	1	-	-	-	-	-
C-97	65	64	56	41	-	-	1	10	4	8	8	-	1	-	-	1
C-117	24	24	24	-	-	21	-	3	-	-	-	-	-	-	-	-
VC-117	2	2	1	-	-	-	-	1	-	1	1	-	-	-	-	-
C-118	121	121	113	110	-	-	2	1	-	8	8	-	-	-	-	-
VC-118	4	3	2	-	-	-	1	-	-	1	1	-	-	-	-	-
C-119	251	249	198	188	-	2	-	3	5	51	51	-	2	-	1	1
C-121	44	44	38	35	-	-	-	2	1	6	6	-	-	-	-	-
VC-121	1	1	1	1	-	-	-	-	-	-	-	-	-	-	-	-
C-123	272	269	233	214	-	-	-	14	5	36	32	4	3	-	2	1
C-124	413	412	343	341	-	-	-	2	-	69	69	-	1	-	-	1
C-130	185	185	168	159	-	-	-	1	8	17	11	6	-	-	-	-
C-131	109	107	92	42	-	-	9	10	31	15	13	2	2	-	2	-
VC-131	4	4	4	-	-	-	2	2	-	-	-	-	-	-	-	-
C-133	18	18	11	7	-	-	-	-	4	7	6	1	-	-	-	-
C-134	2	2	2	-	-	-	-	-	2	-	-	-	-	-	-	-

[redacted]

TABLE 52 -USAF AIRCRAFT FUNCTIONAL DISTRIBUTION BY TYPE, MODEL, AND SELECTED SERIES AS OF 30 JUNE 1958 (CONTINUED)

TYPE, MODEL AND SERIES	AIRCRAFT INVENTORY															
	TOTAL AIRCRAFT	ACTIVE										INACTIVE			
		TOTAL ACTIVE	OPERATING						NON-OPERATING			TOTAL INACTIVE	STORAGE	BAILMENT AND LOAN	AWAITING DISPOSITION
			TOTAL OPERATING ACTIVE	TAC & TRANS	TRAINING	OPERATIONAL SUPPORT	ADMIN-ISTRATIVE	SPECIAL MISSION	TEST & TEST SUPPORT	TOTAL NON-OPERATING	MAINT MOD & IRAN	OTHER				
Trainer	5,733	4,726	4,316	662	2,537	972	3	63	79	410	390	20	1,007	719	230	58
TB-17	2	1	-	-	-	-	-	-	-	1	1	-	1	-	-	1
TB-25	737	310	307	-	146	154	-	5	2	3	3	-	427	419	-	8
TB-26	156	80	75	50	3	17	-	2	3	5	5	-	76	68	-	8
TB-29	35	33	33	28	-	-	-	3	2	-	-	-	2	-	-	2
TB-47	98	66	63	-	55	-	-	-	8	3	3	-	32	3	2	27
TB-50	22	16	15	-	2	-	-	-	13	1	1	-	6	1	-	5
TB-57	6	6	6	1	-	5	-	-	-	-	-	-	-	-	-	-
TC-45	68	60	60	-	16	44	-	-	-	-	-	-	8	7	-	1
TC-46	2	-	-	-	-	-	-	-	-	-	-	-	2	2	-	-
TC-47	1	-	-	-	-	-	-	-	-	-	-	-	1	-	1	-
TC-54	8	8	8	-	8	-	-	-	-	-	-	-	-	-	-	-
TF-51	2	-	-	-	-	-	-	-	-	-	-	-	2	-	-	2
TF-80	14	11	11	-	-	9	-	2	-	-	-	-	3	2	-	1
TF-84G	8	8	8	-	8	-	-	-	-	-	-	-	-	-	-	-
TF-86F	1	1	1	-	-	-	-	-	1	-	-	-	-	-	-	-
TF-102	103	103	88	83	-	-	-	1	4	15	5	10	-	-	-	-
TH-5	1	-	-	-	-	-	-	-	-	-	-	-	1	-	-	1
T-28	837	618	616	-	605	-	-	7	4	2	2	-	219	217	1	1
T-29	351	351	347	1	284	37	3	14	8	4	4	-	-	-	-	-
T-33	2,698	2,693	2,333	499	1,070	706	-	29	29	360	350	10	5	-	5	-
T-34	408	190	190	-	190	-	-	-	-	-	-	-	218	-	217	1
T-37	174	170	154	-	150	-	-	-	4	16	16	-	4	-	4	-
TV-2	1	1	1	-	-	-	-	-	1	-	-	-	-	-	-	-
Liaison	381	311	305	74	2	12	-	214	3	6	4	2	70	5	36	29
L-5	3	-	-	-	-	-	-	-	-	-	-	-	3	-	3	-
L-17	74	34	34	-	-	-	-	34	-	-	-	-	40	4	7	29
L-19	1	1	1	-	-	-	-	1	-	-	-	-	-	-	-	-
L-20	168	167	165	1	-	2	-	159	3	2	2	-	1	1	-	-
L-21	26	-	-	-	-	-	-	-	-	-	-	-	26	-	26	-
L-23	1	1	-	-	-	-	-	-	-	1	-	1	-	-	-	-
L-26	14	14	13	11	-	-	-	2	-	1	1	-	-	-	-	-
L-27	94	94	92	62	2	10	-	18	-	2	1	1	-	-	-	-

TABLE 52 - USAF AIRCRAFT FUNCTIONAL DISTRIBUTION BY TYPE, MODEL, AND SELECTED SERIES AS OF 30 JUNE 1958 (CONTINUED)

TYPE, MODEL AND SERIES	AIRCRAFT INVENTORY															
	TOTAL AIRCRAFT	ACTIVE										INACTIVE			
		TOTAL ACTIVE	OPERATING							NON-OPERATING			TOTAL INACTIVE	STORAGE	BAILMENT AND LOAN	AWAITING DISPOSITION
			TOTAL OPERATING ACTIVE	TAC & TRANS	TRAINING	OPERATIONAL SUPPORT	ADMINISTRATIVE	SPECIAL MISSION	TEST & TEST SUPPORT	TOTAL NON-OPERATING	MAINT MOD & IRAN	OTHER				
Helicopter	360	325	266	54	68	6	-	120	18	59	47	12	35	29	4	2
YH-1	1	1	-	-	-	-	-	-	-	1	1	-	-	-	-	-
H-5	17	16	15	-	-	1	-	14	-	1	1	-	1	-	-	1
H-13	45	14	11	2	2	3	-	4	-	3	3	-	31	29	2	-
YH-16	1	1	1	-	-	-	-	-	1	-	-	-	-	-	-	-
H-19	121	120	107	-	43	2	-	57	5	13	13	-	1	-	1	-
H-21	156	154	126	52	23	-	-	45	6	28	28	-	2	-	1	1
H-23	11	11	-	-	-	-	-	-	-	11	-	11	-	-	-	-
H-34	1	1	1	-	-	-	-	-	1	-	-	-	-	-	-	-
H-37	1	1	1	-	-	-	-	-	1	-	-	-	-	-	-	-
YH-40	5	5	4	-	-	-	-	-	4	1	-	1	-	-	-	-
YH-41	1	1	-	-	-	-	-	-	-	1	1	-	-	-	-	-
Sailplanes	4	4	4	-	4	-	-	-	-	-	-	-	-	-	-	-
S-1B	1	1	1	-	1	-	-	-	-	-	-	-	-	-	-	-
S-2A	3	3	3	-	3	-	-	-	-	-	-	-	-	-	-	-
Aerial Targets	31	31	31	-	-	-	-	-	31	-	-	-	-	-	-	-
QB-17	11	11	11	-	-	-	-	-	11	-	-	-	-	-	-	-
QB-45	1	1	1	-	-	-	-	-	1	-	-	-	-	-	-	-
QF-80	19	19	19	-	-	-	-	-	19	-	-	-	-	-	-	-

1/ Aerial Targets and Sailplanes are not included in USAF total aircraft figure.
SOURCE: Operations Statistics Division, Directorate of Statistical Services, Comptroller of the Air Force.

TABLE 53 -CALENDAR AGE DISTRIBUTION OF USAF AIRCRAFT - AS O[illegible] 1958

TYPE AND MODEL	AVERAGE AGE IN MONTHS	TOTAL AIRCRAFT	AGE IN MONTHS									
			0-12	13-24	25-36	37-48	49-60	61-72	73-84	85-96	97-108	Over 109
AIRCRAFT - TOTAL	60.9	21,367	2,191	2,141	2,497	3,191	3,383	2,677	1,208	544	337	3,198
BOMBER - TOTAL	44.1	2,320	202	333	409	497	408	358	1	3	37	72
B-17		16	-	-	-	-	-	-	-	-	-	16
B-25		4	-	-	-	-	-	-	-	-	-	4
B-26		42	-	-	-	-	-	-	-	-	-	42
B-29		3	-	-	-	-	-	-	-	-	-	3
B-36		33	-	-	-	5	27	-	1	-	-	-
B-45		40	-	-	-	-	-	-	-	3	30	7
B-47		1,502	-	115	270	388	373	356	-	-	-	-
B-50		7	-	-	-	-	-	-	-	-	7	-
B-52		359	184	122	35	15	2	1	-	-	-	-
B-57		234	-	62	78	88	6	-	-	-	-	-
B-58		11	11	-	-	-	-	-	-	-	-	-
B-66		68	7	34	26	1	-	-	-	-	-	-
P2V-5		1	-	-	-	-	-	1	-	-	-	-
FIGHTER - TOTAL	38.7	6,426	1,135	1,147	918	1,243	1,058	440	116	93	38	238
F-3H		1	1	-	-	-	-	-	-	-	-	-
XF-4D		1	1	-	-	-	-	-	-	-	-	-
F-11F		1	1	-	-	-	-	-	-	-	-	-
F-51		33	-	-	-	-	-	-	-	-	-	33
F-80		224	-	-	-	-	-	-	-	-	19	205
F-84E		7	-	-	-	-	-	-	-	5	2	-
F-84F		301	-	-	55	210	35	1	-	-	-	-
F-84G		97	-	-	-	-	-	49	48	-	-	-
F-86A		10	-	-	-	-	-	-	-	1	9	-
F-86D		705	-	-	4	157	464	79	1	-	-	-
F-86E		9	-	-	-	-	-	3	4	2	-	-
F-86F		428	-	-	-	-	307	115	6	-	-	-
F-86H		113	-	-	45	65	2	1	-	-	-	-
F-86K		1	-	-	-	-	1	-	-	-	-	-
F-86L		741	-	-	103	419	95	123	1	-	-	-
XF-88		1	-	-	-	-	-	-	-	1	-	-
F-89		548	-	27	172	253	75	5	14	2	-	-
F-94		268	-	-	-	-	72	64	42	82	8	-
F-100		1,815	484	722	481	121	7	-	-	-	-	-
F-101A/C		117	82	12	11	12	-	-	-	-	-	-
F-101B		16	15	1	-	-	-	-	-	-	-	-
F-102		823	420	355	42	6	-	-	-	-	-	-
F-104		133	105	24	4	-	-	-	-	-	-	-
F-105		13	9	3	1	-	-	-	-	-	-	-
F-106		19	17	2	-	-	-	-	-	-	-	-
F-107		1	-	1	-	-	-	-	-	-	-	-
RECONNAISSANCE - TOTAL	44.7	1,077	133	161	218	216	148	22	33	12	64	70
RB-26		29	-	-	-	-	-	-	-	-	-	29
RB-36		46	-	-	-	-	2	10	31	3	-	-
RB-45		3	-	-	-	-	-	-	-	3	-	-
RB-47		284	-	5	48	134	96	-	1	-	-	-
RB-50		106	-	-	-	-	-	-	-	6	64	36
RB-52		1	-	-	1	-	-	-	-	-	-	-
RB-57		68	-	8	12	9	39	-	-	-	-	-
RB-66		182	8	114	52	7	1	-	-	-	-	-
WB-66		36	32	4	-	-	-	-	-	-	-	-
RC-45		15	-	-	-	-	5	10	-	-	-	-
RC-47		5	-	-	-	-	-	-	-	-	-	5
RC-121		78	-	10	33	30	5	-	-	-	-	-
RF-84		106	-	-	72	34	-	-	-	-	-	-
RF-101A		36	14	20	-	2	-	-	-	-	-	-
RF-101C		79	79	-	-	-	-	-	-	-	-	-
WT-33A		3	-	-	-	-	-	2	1	-	-	-
TANKER - TOTAL	54.3	1,034	92	28	123	163	245	170	92	39	57	25
KB-29		16	-	-	-	-	-	-	-	-	-	16
KB-50		127	-	-	-	-	-	24	-	37	57	9
KC-97		787	-	16	123	163	245	146	92	2	-	-
KC-135		104	92	12	-	-	-	-	-	-	-	-

TABLE 53 [redacted]AR AGE DISTRIBUTION OF USAF AIRCRAFT - AS OF 30 JUNE 1958 CONTINUED

TYPE AND MODEL	AVERAGE IN MONTHS	TOTAL AIRCRAFT	AGE IN MONTHS									
			0-12	13-24	25-36	37-48	49-60	61-72	73-84	85-96	97-108	OVER 109
SEARCH & RESCUE												
TOTAL	94.5	362	-	2	19	20	77	67	51	2	4	120
SA-16		122	-	-	-	-	16	60	36	2	4	-
SC-47		82	-	-	-	-	-	-	-	-	-	82
SC-54		38	-	-	-	-	-	-	-	-	-	38
SH-19		101	-	2	-	20	59	7	13	-	-	-
SH-21		19	-	-	19	-	-	-	-	-	-	-
SPECIAL RESEARCH												
TOTAL		2	-	-	-	-	-	1	-	-	-	1
X-1		2	-	-	-	-	-	1	-	-	-	1
CARGO - TOTAL	99.0	3,672	138	198	234	359	450	391	134	126	38	1,604
C-45		600	-	-	-	85	267	207	34	-	-	7
C-46		198	-	-	-	-	-	-	-	-	-	198
C-47		1,003	-	-	-	-	-	-	-	-	-	1,003
C-53		2	-	-	-	-	-	-	-	-	-	2
C-54		310	-	-	-	-	-	-	-	-	-	310
C-97		65	-	-	-	-	2	-	-	30	28	5
C-117		26	-	-	-	-	-	-	-	-	-	26
C-118		125	-	-	28	50	-	16	-	30	-	1
C-119		251	-	-	14	75	67	43	23	21	8	-
C-121		45	-	-	31	4	1	-	-	-	-	9
C-123		272	51	98	115	8	-	-	-	-	-	-
C-124		413	-	-	-	67	101	123	75	45	2	-
C-130		185	73	84	26	2	-	-	-	-	-	-
C-131		113	3	10	18	67	11	2	2	-	-	-
C-133		18	10	6	2	-	-	-	-	-	-	-
C-134		2	-	-	-	1	1	-	-	-	-	-
VB-17		5	-	-	-	-	-	-	-	-	-	5
VB-25		36	-	-	-	-	-	-	-	-	-	36
VB-26		2	-	-	-	-	-	-	-	-	-	2
319A		1	1	-	-	-	-	-	-	-	-	-
TRAINER - TOTAL	71.4	5,733	382	240	493	614	902	1,058	708	262	94	980
T-28		837	-	-	-	-	119	283	260	163	12	-
T-29		351	-	-	10	114	94	68	27	27	11	-
T-33		2,698	189	146	317	310	639	653	303	70	57	14
T-34		408	-	18	153	188	49	-	-	-	-	-
T-37		174	118	50	6	-	-	-	-	-	-	-
TB-17		2	-	-	-	-	-	-	-	-	-	2
TB-25		737	-	-	-	-	-	-	-	-	-	737
TB-26		156	-	-	-	-	-	-	-	-	-	156
TB-29		35	-	-	-	-	-	-	-	-	-	35
TB-47		98	-	-	-	-	-	8	88	2	-	-
TB-50		22	-	-	-	-	-	-	-	-	7	15
TB-57		6	-	-	4	2	-	-	-	-	-	-
TC-45		68	-	-	-	-	-	41	27	-	-	-
TC-46		2	-	-	-	-	-	-	-	-	-	2
TC-47		1	-	-	-	-	-	-	-	-	-	1
TC-54		8	-	-	-	-	-	-	-	-	-	8
TF-51		2	-	-	-	-	-	-	-	-	-	2
TF-80		14	-	-	-	-	-	-	-	-	7	7
TF-84		8	-	-	-	-	-	5	3	-	-	-
TF-86		1	-	-	-	-	1	-	-	-	-	-
TF-102		103	75	25	3	-	-	-	-	-	-	-
TH-5		1	-	-	-	-	-	-	-	-	-	1
TV-2		1	-	1	-	-	-	-	-	-	-	-
LIAISON - TOTAL	62.3	381	79	18	14	4	20	97	67	6	-	76
L-5		3	-	1	-	-	-	-	-	-	-	2
L-17		74	-	-	-	-	-	-	-	-	-	74
L-19		1	-	1	-	-	-	-	-	-	-	-
L-20		168	-	1	-	3	20	97	46	1	-	-
L-21		26	-	-	-	-	-	-	21	5	-	-
L-23		1	-	-	-	1	-	-	-	-	-	-
L-26		14	-	-	14	-	-	-	-	-	-	-
L-27		94	79	15	-	-	-	-	-	-	-	-

TABLE 53 -CALENDAR AGE DISTRIBUTION OF USAF AIRCRAFT - AS OF 30 JUNE 1958 CONTINUED

TYPE AND MODEL	AVERAGE IN MONTHS	TOTAL AIRCRAFT	AGE IN MONTHS									
			0-12	13-24	25-36	37-48	49-60	61-72	73-84	85-96	97-108	OVER 109
HELICOPTER - TOTAL	46.5	360	30	14	69	75	75	73	6	1	5	12
H-1		1	1	-	-	-	-	-	-	-	-	-
H-5		17	-	-	-	-	-	-	-	-	5	12
H-13		45	-	3	-	-	22	19	1	-	-	-
H-16		1	-	-	1	-	-	-	-	-	-	-
H-19		121	-	-	-	28	34	53	5	1	-	-
H-21		156	12	10	68	46	19	1	-	-	-	-
H-23		11	11	-	-	-	-	-	-	-	-	-
H-34		1	-	-	-	1	-	-	-	-	-	-
H-37		1	-	1	-	-	-	-	-	-	-	-
H-40		5	5	-	-	-	-	-	-	-	-	-
H-41		1	1	-	-	-	-	-	-	-	-	-

SOURCE: Operations Statistics Division, Directorate of Statistical Services, Comptroller of the Air Force.

[redacted]

TABLE 54 —USAF AIRCRAFT INVENTORY NET GAIN AND LOSS SUMMARY—AS OF 30 JUNE 1958

(CUMMULATIVE FROM FIRST ARTICLE, EXCLUDES EARMARKED AIRCRAFT)

(INCLUDES AIR FORCE AND AIR NATIONAL GUARD)

(Dashes indicate no breakdown available between actual losses and transfers and diversions.)

TYPE, MODEL AND SERIES	PROCUREMENT PROGRAM		NET LOSSES 1/			DAF 2/ INVENTORY	CONVERSION FROM 3/ ORIGINAL PRODUCTION	
	ACCEPTED TO DATE	DATE OF ACCEPTANCE	TOTAL	ACTUAL	TRANSFER AND DIVERSION	TOTAL	NUMBER	DESIGNATION
TOTAL AIRCRAFT						24,783		
B-17G	9,680	Aug 43 - Jul 45	9,652	-	-	4	30	TB, VB, QB
B-17P	-	Conv. B-17G	-	-	-	12	-	
B-25J	4,318	Dec 43 - Aug 45	3,540	-	-	4	775	TB-25, TB-25K, TB-25L/N, VB-25N
B-26B/C	2,246	Sep 43 - Mar 46	1,996	-	-	56	194	RB, RB, WB, VB
B-29	2,537	Sep 43 - Oct 45	2,489	-	-	-	48	KB, TB
XB-29	-	Conv. B-29	-	-	-	1	-	
B-29A	1,119	Jan 44 - Jun 46	1,113	-	-	2	4	TB
B-29B	311	Jan 45 - Sep 45	310	-	-	-	1	TB
B-36D	88	Aug 50 - Feb 52	88	88	0	0	0	
B-36F A/	34	Mar 51 - Jan 52	34	34	0	0	0	
B-36J A/	33	Sep 53 - Aug 54	1	1	0	32	0	
B-36H	83	Dec 51 - Sep 53	82	82	0	1	0	
B-45A	96	Apr 48 - Mar 50	56	-	-	35	5	TB, QB
B-45C	10	May 49 - Apr 50 & 1 Conv RB-45C	5	5	0	5	0	
B-47A	10	Dec 50 - Jul 51	10	10	-	-	-	
B-47B	397	Apr 51 - Jul 53	59	59	-	239	99	WB, TB, XB-47D
B-47E	1,341	Feb 53 - Feb 57	78	78	0	1,261	2	YDB-47E
YDB-47E	-	Conv. B-47E	-	-	-	2	-	
B-50D	222	Jan 49 - Dec 50	7	-	-	7	215	WB-50D, KB-50D/J/K TB, RB
YB-52	1	Mar 53	1	1	0	-	0	
XB-52	1	Apr 53	0	0	0	1	0	
B-52A	3	Jun 54 - Sep 54	0	0	0	3	0	
B-52B B/	8	Aug 54 - Aug 56	4	4	-	45	0	Includes 41 RB-52B
B-52C	35	Feb 56 - Dec 56	1	1	0	34	0	
B-52D	170	Jun 56 - Nov 58	4	4	0	166	0	
B-52E	100	Oct 56 - In Prod.	0	0	0	100	0	
B-52F	10	Jun 58 - In Prod.	0	0	0	10	0	
B-57A	8	Aug 53 - Dec 53	2	2	0	6	0	
B-57B	202	Jul 54 - May 56	28	28	-	174	0	
B-57C	38	Jan 55 - In Prod.	9	9	0	20	6	TB-57C
B-57E	68	May 56 - Mar 57	2	2	0	66	0	
B-58A	11	Nov 56 - In Prod.	-	-	-	11	-	
B-66B	72	Nov 54 - Oct 57	2	2	-	68	-	
P2V-5	-	Navy Prod.	-	-	-	1	-	
KB-29P	-	Conv. B-29	-	-	-	16	-	
KB-50	-	Conv. B-50, TB-50H	-	-	-	69	-	
KB-50J	-	Conv. B-50D	-	-	-	51	-	
KB-50K	-	Conv. B-50D	-	-	-	7	-	
KC-97E	60	Jun 51 - Feb 52	2	2	-	58	0	
KC-97F	158	Mar 52 - May 53	4	4	0	154	-	
KC-97G	592	May 53 - Nov 56	15	15	0	575	2	YC-97J
KC-135A	105	Jan 57 - In Prod.	1	1	0	104	0	
F-3H	-	Navy Prod.	-	-	-	1	-	
XF-4D	-	Navy Prod.	-	-	-	1	-	
F-11F	-	Navy Prod.	-	-	-	1	-	
F-51D	7,956	Oct 43 - Aug 45	7,921	-	-	33	2	TF
F-80A/B/C	1,563	Feb 45 - Oct 51 C/	-	-	-	265	38	QF, TF
F-84E	744	May 49 - May 51	716	-	-	27	1	YF-84F
F-84D	154	Nov 48 - Apr 49	154	-	-	- D/	-	
F-84F	1,496	Nov 52 - Feb 57	836	477	359 MAP 1(NAVY)	680	-	
YF-84F E/	3	Aug 50 - Sep 51	3	2	1 (NACA)	-	-	
F-84G F/	1,260	Jul 51 - Apr 53	1,277	765	512 (MAP)	97	8	TF
F-86A	554	Apr 48 - Feb 51	461	-	-	93	-	
F-86D	2,504	Mar 51 - Sep 55	612	503	108 1(NAVY)	934	958	TF, YF-86K, F-86L
F-86E	396	Feb 51 - Oct 52	279	279	-	100	17	17 acft ch to F-86F
F-86F G/	1,963	Mar 52 - Jun 54	1,553	416	6 (SAF) 1,131 (MAP)	454 H/	1	TF-86F
F-86H	473	Sep 53 - Oct 55	64	64	-	409	-	
NYF-86K	-	Conv. F-86D	-	-	-	2	-	
F-86L	-	Conv. F-86D	-	-	-	956	-	

[redacted]

TABLE 54 —USAF AIRCRAFT INVENTORY NET GAIN AND LOSS SUMMARY—AS OF 30 JUNE 1958 (CONTINUED)

(CUMMULATIVE FROM FIRST ARTICLE, EXCLUDES EARMARKED AIRCRAFT)

(INCLUDES AIR FORCE AND AIR NATIONAL GUARD)

TYPE, MODEL AND SERIES	PROCUREMENT PROGRAM		NET LOSSES 1/			DAF 2/ INVENTORY	CONVERSION FROM ORIGINAL PRODUCTION 3/	
	ACCEPTE	DATE OF ACCEPTANCE	TOTAL	ACTUAL	TRANSFER AND DIVERSION	TOTAL	NUMBER	DESIGNATION
XF-88B	1	Apr 51	0	0	0	1	0	
F-89A/B	48	Sep 50 - Sep 51	21	21	0	27	0	
F-89C	163	Sep 51 - Nov 52	122	122	0	41	0	
F-89D	682	Jun 52 - In Prod.	100	100	0	240	342	F-89J
F-89H	156	Sep 55 - Oct 56	16	16	0	140	0	
F-89J	-	Conv. F-89D	-	-	-	342	-	
F-94A	109	Dec 49 - Dec 50	50	50	-	59	0	
F-94B	356	Nov 50 - Jan 52	264	264	0	92	0	
F-94C	387	Jul 51 - May 54	161	160	1 (NAAC)	226	0	
F-100A	203	Oct 53 - Jul 55	32	32	0	171	0	
F-100C	476	Oct 54 - Jul 56	70	70	0	406	0	
F-100D	1,189	Nov 55 - Dec 57	133	100	33(MAP)	1,056	0	
F-100F	255	Mar 57 - In Prod.	26	12	9 (MAP)	229	0	
F-101A	77	Aug 54 - Oct 57	7	7	-	70	0	
F-101B	16	Mar 57 - In Prod.	0	0	0	16	0	
F-101C	47	Aug 56 - May 58	0	0	0	47	0	
YF-102 I/	10	Oct 53 - Oct 54	8	8	0	2	0	
F-102A	845	Jun 55 - In Prod.	25	25	0	820	-	
YF-102C	4	Dec 54 - Mar 55	3	-	-	1	-	
F-104A	129	Feb 56 - In Prod.	10	10	0	119	0	
F-104B	15	Jan 57 - In Prod.	1	1	0	14	0	
F-105A	2	Nov 55 - Jun 56	1	1	0	1	0	
F-105B	12	Aug 56 - In Prod.	0	0	0	12	0	
F-106A	18	Dec 56 - In Prod.	0	0	0	18	0	
F-106B	1	Apr 58 - In Prod.	0	0	0	1	0	
F-107A	3	Oct 56 - Dec 56	2	2	0	1	0	
RB-26B/C	-	Conv. B-26B/C	-	-	-	29	-	
RB-36E/F J/	24	May 51 - Dec 51	5	5	-	19	-	
RB-36D	24	Jun 50 - May 51	24	24	-	-	-	
RB-36H	73	Jan 52 - Sep 53	46	46	0	27	0	
RB-45C	33	Jul 50 - Feb 51	30	-	-	3	-	
RB-47E	255	Jul 53 - Aug 55	6	6	-	234	15	RB-47K
RB-47H	35	Jul 55 - Jun 57	1	1	0	34	0	
RB-47K	-	Conv. RB-47E	-	-	-	15	-	
WB-47B	-	Conv. B-47B	-	-	-	1	0	
RB-50D	-	Conv. B-50D	-	-	-	1	-	
RB-50E	-	Conv. B-50B	-	-	-	9	-	
RB-50F	-	Conv. B-50B	-	-	-	16	-	
RB-50G	-	Conv. B-50B	-	-	-	11	-	
WB-50D	-	Conv. B-50D	-	-	-	69	-	
RB-52B B/	42	Aug 54 - Aug 56	0	0	0	1	41	B-52B
RB-57A	67	Dec 53 - Aug 54	11	11	0	56	0	
RB-57D	20	Nov 55 - Mar 57	0	0	0	20	0	
RB-66A	5	Jun 54 - Dec 54	0	0	0	5	-	
RB-66B	145	Dec 54 - Oct 57	3	3	0	141	0	
RB-66C	36	Oct 55 - In Prod.	0	0	0	36	0	
WB-66D	36	May 57 - Jan 58	9	0	0	36	0	
RC-45H	-	Conv. C-45H	-	-	-	15	-	
RC-47A	-	Conv. C-47A	-	-	-	1	-	
RC-47D	-	Conv. C-47B	1	-	1	4	-	
RC-121C	10	Nov 53 - Oct 54	1	1	-	8	1	JC-121C
RC-121D	72	Aug 54 - Oct 56	2	2	0	70	0	
RF-84F	388	Aug 53 - In Prod.	150	82	68	232 K/	6	RF-84K
RF-84K	-	Conv. RF-84F	-	-	-	6	-	
RF-101A	35	Dec 56 - Oct 57	0	0	0	35	0	
YRF-101A	2	May 55 - Jun 55	1	1	-	1	-	
RF-101C	80	Sep 56 - In Prod.	1	1	-	79	-	
WT-33A	-	Conv. T-33A	-	-	-	3	-	
SA-16A	300	Jul 49 - Feb 54	122	36	86	125	53	SA-16B
SA-16B	-	Conv. SA-16A	-	-	-	53	-	
SC-47A	-	Conv. C-47A	-	-	-	37	-	
SC-47D	-	Conv. C-47D	-	-	-	45	-	
SC-54D	-	Conv. C-54D	-	-	-	38	-	
SH-19A	-	Conv. H-19A	-	-	-	13	-	
SH-19B	-	Conv. H-19B	-	-	-	88	-	
SH-21B	-	Conv. H-21B	-	-	-	19	-	

[redacted]

TABLE 54 —USAF AIRCRAFT INVENTORY NET GAIN AND LOSS SUMMARY—AS OF 30 JUNE 1958 (CONTINUED)

(CUMMULATIVE FROM FIRST ARTICLE, EXCLUDES EARMARKED AIRCRAFT)

(INCLUDES AIR FORCE AND AIR NATIONAL GUARD)

TYPE, MODEL AND SERIES	PROCUREMENT PROGRAM		NET LOSSES 1/			DAF 2/ INVENTORY	CONVERSION FROM 3/ ORIGINAL PRODUCTION	
	ACCEPTED TO DATE	DATE OF ACCEPTANCE	TOTAL	ACTUAL	TRANSFER AND DIVERSION	TOTAL	NUMBER	DESIGNATION
X-1	-	Conv. X-1A	-	-	-	1	-	
X-1B	1	Jan 53	0	0	0	1	0	
319A	-	From Navy	-	-	-	1	-	
VB-17G	-	Conv. B-17G	-	-	-	5	-	
VB-25J	-	Conv. B-25J	-	-	-	4	-	
VB-25N	-	Conv. B-25J	-	-	-	32	-	
VB-26B/C	-	Conv. B-26B	-	-	-	4	-	
C-45F L/	1,480	Mar 44 - Aug 45	-	-	-	7	-	
C-45G	372	Oct 51 - Jul 53 Remfg C-45B/F, T-7C & T-11	90	90	-	60	222	RC-45G
C-45H	432	Jul 53 - Mar 55 Remfg C-45B/F	-	-	-	610	15	RC-45H
C-46A	1,493	Oct 42 - Jun 45	1,414	-	-	79	0	
C-46D	1,410	Aug 44 - Jul 45	1,272	-	-	136	2	TC
C-46F	234	Jul 45 - Sep 45	228	-	-	6	0	
C-47	953	Jan 42 - Apr 43	950	-	-	3	-	
C/AC/VC-47A	5,131	Feb 43 - Jun 44	4,678	-	-	442	11	SC-47A
C/VC-47B	3,365	Jun 44 - Nov 45	3,353	-	-	12	-	
C/AC/VC-47D	-	Conv. C-47D	-	-	-	621	-	SC-47D
C-47E	-	Conv. C-47A/D	-	-	-	9	-	
C/VC-53	206	Oct 41 - Sep 42	205	-	-	1	-	
VC-53D	159	Feb 43 - Jul 43	158	-	-	1	0	
ZC-54A	252	Dec 42 - Oct 44	250	-	-	1	1	VC-54C
VC-54C	-	Conv. C-54A	-	-	-	1	-	
C/VC-54D	380	Jan 45 - Sept 45	210	203	7	132	38	SC-54D
C-54E	125	Jan 45 - Jun 45	62	-	-	36	27	C-54M
C/VC-54G	162	Jan 45 - Jan 46	49	-	-	113	0	
C-54M	-	Conv. C-54E	-	-	-	27	-	
YC-97	6	May 47 - Aug 47	4	4	0	2	0	
C-97A M/	53	Feb 48 - Dec 50	5	-	-	42	6	C-97D
C-97C	14	Feb 51 - May 51	2	2	-	12	0	
C-97D	-	Conv. 6 C-97A & 1 C-97B	-	-	-	7	-	
YC-97J	-	Conv. KC-97G	0	0	0	2	0	KC-97G
XC-99	1	Jun 49	1	1	-	-	-	
C/VC-117A	17	May 45 - Oct 45	2	-	-	7	8	C-118B
C/VC-117B	-	Conv. C-117A	-	-	-	8	-	
C-117C	-	Conv. C-47A	-	-	-	11	-	
C/VC-118A	101	Jul 52 - Jan 56	7	7	-	124	-	Includes 30 IF A/C
VC-118	1	Jul 47	0	0	0	1	0	
C-119B	54	Apr 49 - Mar 50	25	25	0	2	27	C-119C
C-119C	303	Mar 50 - Feb 53	36	33	3 (MAP)	294		Includes 27 Conv C-119B's
C-119F/G	588	Feb 53 - Nov 55	40	40		507 N/	41	Conv. to C-119J
C-119J	-	Conv. C-119G	-	-	-	41	-	
C-121A	9	Dec 48 - Mar 49	0	0	0	9	0	
C-121C	33	Jun 55 - May 56	0	0	0	33	0	
VC-121E	1	Sep 54	-	-	-	1	-	
YC-121F	2	Mar 55	0	0	0	2	0	
C-123B	282	Sep 53 - In Prod.	10	10	-	260	12	YC-134, C-123J
YC-123E	-	Conv. C-123B	0	0	0	1	0	
YC-123H	1	May 57	-	0	0	1	0	
XC-123D	1	Mar 55	1	-	1	-	-	
C-123J	1	Conv. C-123B	1	-	-	10	-	
C-124A	204	Apr 50 - Dec 52	20	20	-	184	-	
C-124C	243	Jan 53 - Apr 55	14	14	-	229	-	
YC-130	2	Aug 54 - Jan 55	0	0	0	2	0	
C-130A	184	Feb 55 - In Prod.	1	1	0	183	0	
C/VC-131A	26	Mar 54 - Dec 54	0	0	0	30	0	Includes 4 VT-29B's
C-131B	36	Dec 54 - Sep 55	0	-	0	36	0	
YC-131C	2	May 54 - Jun 54	0	0	0	2	0	
C-131D	33	Aug 54 - Jul 56	0	0	0	33	0	
C-131E	12	Jul 56 - Oct 56 & Dec 57	-	-	-	12	-	
C-133A	19	Apr 55 - In Prod.	1	1	0	18	0	
YC-134	-	Conv. YC-123B	-	-	-	1	-	
YC-134A	-	Conv. C-123B	-	-	-	1	-	
VT-29A	-	Conv. T-29	-	-	-	1	-	

[redacted]

TABLE 54 —USAF AIRCRAFT INVENTORY NET GAIN AND LOSS SUMMARY—AS OF 30 JUNE 1958 (CONTINUED)
(CUMMULATIVE FROM FIRST ARTICLE, EXCLUDES EARMARKED AIRCRAFT)
(INCLUDES AIR FORCE AND AIR NATIONAL GUARD)

TYPE, MODEL AND SERIES	PROCUREMENT PROGRAM		NET LOSSES 1/			DAF 2/ INVENTORY	CONVERSION FROM 3/ ORIGINAL PRODUCTION	
	ACCEPTED TO DATE	DATE OF ACCEPTANCE	TOTAL	ACTUAL	TRANSFER AND DIVERSION	TOTAL	NUMBER	DESIGNATION
U-1A	-	Army Prod.	-	-	-	9		
TB-17G	-	Conv. B-17G	-	-	-	2	-	
TB-25J	-	Conv. B-25J	-	-	-	16	-	
TB-25K	-	Conv. B-25J	-	-	-	50	-	
TB-25L	-	Conv. B-25J	-	-	-	75	-	
TB-25M	-	Conv. B-25J	-	-	-	35	-	
TB-25N	-	Conv. B-25J	-	-	-	563	-	
TB-26B/C	-	Conv. B-26B	-	-	-	160	-	
TB-29	-	Conv. B-29	-	-	-	30	-	
TB-29A	-	Conv. B-29A	-	-	-	4	-	
TB-29B	-	Conv. B-29B	-	-	-	1	-	
TB-47B	-	Conv. B-47B	-	-	-	98	-	
TB-50A	-	Conv. B-50A	-	-	-	11	-	
TB-50B	-	Conv. B-50B	-	-	-	1	-	
TB-50D	-	Conv. B-50D	-	-	-	10	-	
TB-57C	-	Conv. B-57C	-	-	-	6	-	
TC-45G	96	Apr 52 - Aug 52 Remfg C-45B/F, T-7C & T-11	28	28	-	8	60	TC-45H
TC-45H	-	Conv. TC-45H	-	-	-	60	-	
TC-46D	-	Conv. C-46D	-	-	-	2	-	
TC-47D	-	Conv. C-47D	-	-	-	46	-	
TC-54D	-	Conv. C-54D	-	-	-	8		
TF-51D	-	Conv. F-51D	-	-	-	2	-	
TF-80A/C	-	Conv. F-80C	-	-	-	14	-	
TF-84G	-	Conv. F-84G	-	-	-	8	-	
TF-86F	-	Conv. F-86F	-	-	-	1	-	
TF-102A	106	Nov 55 - Jul 58	3	3	0	103	-	
TH-5G	-	Conv. H-5G	-	-	-	1	-	
TL-19D	226	Jan 58 - Army Prod.	226	-	226	-	-	
T-6G 9/	1,645	Jan 50 - Nav 53 & Remfg T-6C/D	1,665	367	1,298	70	-	
T-28A	1,194	Jul 49 - Nov 50	337	309	28	857	0	
T-29A	48	Feb 50 - Dec 51	5	4	-	43	-	
T-29B	105	Dec 51 - Aug 53	7	7	0	98	0	
T-29C	119	Aug 53 - Apr 55	0	0	0	119	0	
T-29D	92	Sep 53 - Aug 55	1	1	0	91	-	
T-33A	3,843	Aug 48 - In Prod.	921	-	-	2,919	3	WT-33A
T-34A	450	Sep 53 - Sep 56	42	14	28	408	-	
T-37A	175	Sep 55 - In Prod.	1	1	-	174	0	
TV-2	-	Navy Prod.	-	-	-	1	-	
L-5	1,813	Nov 42 - Jul 44	1,811	-	-	2	-	
L-5G	115	Jul 45 - Aug 45	114	-	-	1	-	
L-17A	-	Army Prod.	-	-	-	3	-	
L-17B	-	Nov 48 - Feb 49	-	-	-	59	-	
L-17C	-	Army Prod.	-	-	-	12	-	
L-19A	20	Jun 53	20	-	20	-	-	
L-19E	-	Army Prod.	-	-	-	1	-	
YL-20	6	Feb 51 - Apr 51	5	0	-	1	-	
L-20A	212	Oct 51 - Oct 53	45	19	26 (Army)	167	-	
L-21A	-	Army Prod.	-	-	-	26	-	
L-23A	-	Army Prod.	-	-	-	8	-	
XL-23C	1	Feb 55	-	-	-	1	-	
L-23B	-	Army Prod.	-	-	-	13	-	
L-23D	-	Army Prod.	-	-	-	11	-	
L-26B	15	Jul 55 - Mar 56	1	-	-	14	0	
L-27A	95	May 57 - In Prod.	1	1	-	94	-	
H-5F	11	Apr 47 - Nov 47	9	-	-	2	0	
H-5G	39	Mar 48 - Mar 49	28	-	-	10	1	TH
H-5H	16	Jun 49 - Jan 50	11	-	-	5	0	
H-13E 8/	-	Army Prod.	-	-	-	18	-	
H-13D 8/	-	Army Prod.	-	-	-	1	-	
H-13G	51	Dec 53 - May 54	30	7	23	23 9/	-	
H-13H	-	Army Prod.	-	-	-	1	-	
H-13J	2	Mar 57	-	-	-	2	-	
YH-16	1	Sep 53	0	0	0	1	0	

TABLE 54 —USAF AIRCRAFT INVENTORY NET GAIN AND LOSS SUMMARY—AS OF 30 JUNE 1958 (CONTINUED)
(CUMMULATIVE FROM FIRST ARTICLE, EXCLUDES EARMARKED AIRCRAFT)
(INCLUDES AIR FORCE AND AIR NATIONAL GUARD)

TYPE, MODEL AND SERIES	PROCUREMENT PROGRAM		NET LOSSES 1/			DAF 2/ INVENTORY	CONVERSION FROM ORIGINAL PRODUCTION 3/	
	ACCEPTED TO DATE	DATE OF ACCEPTANCE	TOTAL	ACTUAL	TRANSFER AND DIVERSION	TOTAL	NUMBER	DESIGNATION
H-19A	50	Nov 51 - Jun 52	32	20	9 (Navy)	5	13	SH-19A
H-19B	234	Feb 53 - Nov 54 & Conv. H-19A	33	30	3 (MAP)	114	88	SH-19B
H-19D	-	Army Prod.	-	-	-	1	-	
YH-19	5	Apr 50 - Sep 50	4	-	-	1	-	
H-21A	32	Sep 53 - Nov 54	5	0	0	27	0	
H-21B	161	Nov 54 - Nov 57	16	13	3(MAP)	126	19	SH-21B
H-21C	-	Army Prod.	-	-	-	2	-	
YH-21	18	Dec 52 - Aug 53	15	14	1	1	2	H-21
H-21	-	Conv. YH-21	-	-	-	2		
H-23D	-	Army Prod.	-	-	-	70	-	
H-34A 4/	-	Army Prod.	-	-	-	1		
H-37A	-	Army Prod.	-	-	-	1	-	
YH-32	-	Army Prod.	-	-	-	2	-	
YH-1	-	Army Prod.	-	-	-	1	-	
XH-40	-	Army Prod.	-	-	-	3	-	
YH-40	-	Army Prod.	-	-	-	2	-	
YH-41	-	Army Prod.	-	-	-	1	-	
S-1B	-	Jun 57	0	0	0	1	0	
S-2A	-	Jun 57	0	0	0	3	0	
QB-17G	-	Conv. B-17G	-	-	-	1	-	
QB-17L	-	Conv. B-17G	-	-	-	1	-	
QB-17N	-	Conv. B-17G	-	-	-	9	-	
QB-45A	-	Conv. B-45A	-	-	-	1	-	
QF-80F	-	Conv. F-80A/B/C	-	-	-	19	-	

SOURCE: Operations Statistics Division, Directorate of Statistical Services, Comptroller of the Air Force.

TABLE 54 —USAF AIRCRAFT INVENTORY NET GAIN AND LOSS SUMMARY—AS OF 30 JUNE 1958 (CONTINUED)

(CUMMULATIVE FROM FIRST ARTICLE, EXCLUDES EARMARKED AIRCRAFT)

(INCLUDES AIR FORCE AND AIR NATIONAL GUARD)

FOOTNOTES:

1. A breakdown of losses is shown only for models produced since July 1949 as the information is not readily available for the earlier models. Net losses for converted models are included with the losses for the original models.
2. Includes USAF, Air Force Reserve and Air National Guard.
3. Includes only those converted models that remain in the inventory as of 30 June 1958.

A. Includes 62 aircraft produced as B-36B's. Three aircraft were lost as B-36B's and 59 were converted to B-36D.

B. Accepted as RB-52B's. However, the Aircraft Production Schedule shows those RB-52B's will be changed to B-52B's in the near future, which has been accomplished this fiscal year.

C. There were 152 RF-80A's manufactured as RF-80A aircraft from July 1946 through March 1947. There are also RF, TF and QF-80A, B and C aircraft being modified to and from F-80A, B, C; RF-80A and XRF-80A aircraft.

D. Includes 12 F-84F's produced for MAP temporarily reported in USAF inventory.

E. Includes 1 YF-84F that was converted from an F-84E and then subsequently converted to YRF-84F and lost to class 32.

F. Includes 471 F-84G's which were diverted to the USAF from MAP production.

G. Includes 4 F-86F's from the F-86E procurement program.

H. Includes 45 F-86F's produced for MAP temporarily reported in USAF inventory.

I. Accepted as F-102A's. However, the Aircraft Production Schedule shows four F-102A's will be changed to YF-102A's in the near future.

J. Twenty-two RB-36E's were produced as B-36A's and 1 as YB-36.

K. Includes 41 RF-84F produced for MAP temporarily reported in USAF inventory.

L. Some T-6C and T-6D aircraft are remanfactured as T-6G and LT-6G aircraft. Net losses for the original series are not shown because the exact quantity of each series being remanfactured is not available.

M. Three C-97's produced as KC-97A's.

N. Includes 2 C-119G's produced for MAP temporarily reported in USAF inventory.

O. Includes 20 T-6G's which were accepted for the USAF from the MAP procurement program.

P. H-13D and H-13E aircraft were originally accepted for the Department of the Army and were subsequently reassigned to the USAF (Air Training Command) to assist in training Army pilots.

Q. Includes 2 H-13G's accepted from Army contracts.

R. Includes 5 H-34A's produced for Army temporarily reported in USAF inventory.

[redacted]

TABLE 55 —USAF AND COMPONENTS AIRCRAFT GAINS AND LOSSES—FISCAL YEAR 1958

TYPE MODEL SERIES	GAINS						LOSSES															
								BEYOND ECONOMICAL REPAIR								NOT BEYOND ECON REPAIR						
								DETERIORATION						ACCIDENT								
	TOTAL	NEW PRODUCTION	TRANSFERS AND DIVERSIONS	RECLAMATION	CONV.	GROUND INSTRUCTION	TOTAL	FAIR WEAR AND TEAR	ABNORMAL IN USE	ABNORMAL STORAGE	NORMAL STORAGE	TESTED TO DESTRUCTION	FLYING ACCIDENT COMBAT MISSION	FLYING	GROUND	OBSOLETE	TRANSFERS AND DIVERSIONS	RECLAMATION	CLASS 26 OR MUSEUM	CONV.	ERRONEOUS GAINS
TOTAL AIRCRAFT	1/5,154	3,353	247	18	1,536		7,472	2			1	8	3	607	26	254	2,612	2,221	141	1,596	1
Bomber	279	211	15	4	49		528					1		47	5	38	31	308	3	95	
B-17							6								1			5			
B-25							1											1			
B-26	2			2			255							3		38	29	184		1	
B-29							3										1			2	
B-36							104										1	103			
B-45	1				1		14							3	1			9		1	
B-47	14		1	2	11		47					1		26	2			4	1	13	
B-50							39												1	38	
B-52	207	187			20		18							3	1				1	13	
B-57	16	5			11		33							11				1		21	
B-58	11	11																			
B-66	14	8			6		8							1				1		6	
P2V-5	14		14																		
Tanker	202	93			109		109							8	2			38		61	
KB-29P							38											38			
KB-50	106				106		63							2	2					59	
KC-97	1				1		5							5							
KC-135	95	93			2		3							1						2	
Fighter	2,209	1,261	145	5	798		3,399				1	5		321	13	78	951	1,069	97	864	
F-51							105										66	39			
F-80	3		1		2		131							3			92	8	4	24	
F-84F	115	49	57		9		502							52	1		266	145	29	9	
F-84 (Other)	58	1	55	1	1		521							12	5	76	111	279	20	18	
F-86D	5		3	2			622					1		36	2		106	31	6	440	
F-86F	44		27		17		317				1			17			282	12	1	4	
F-86H	9				9		32							12				9	2	9	
F-86 (Other)	457				457		296							30	2			210	21	33	
F-89	216				216		346							17				110	4	215	
F-94	7				7		245							9		2	1	219	7	7	
F-100	563	527		1	35		172					1		111			24	1		35	
F-101	117	96			21		23							1				1		21	
YF-102	1				1		5					3						1	1		
F-102	445	429			16		41							15	3			3	1	19	
XF-104							1							1							
F-104	136	133			3		33							5						28	
JF-105	5	3			2																
F-105	6	6					2													2	
F-106	17	17																			
F-107							2											1	1		
F3C	1		1				1										1				
F-3H	3		3				2										2				
F-11F	1		1																		

[redacted]

TABLE 55 —USAF AND COMPONENTS AIRCRAFT GAINS AND LOSSES—FISCAL YEAR 1958 (CONTINUED)

TYPE MODEL SERIES	GAINS. TOTAL	NEW PRODUCTION	TRANSFERS AND DIVERSIONS	RECLAMATION	CONV	GROUND INSTRUCTION	LOSSES. TOTAL	BEYOND ECONOMICAL REPAIR: DETERIORATION: FAIR WEAR AND TEAR	ABNORMAL IN USE	ABNORMAL STORAGE	NORMAL STORAGE	TESTED TO DESTRUCTION	FLYING ACCIDENT COMBAT MISSION	NON BEYOND ECON REPAIR: ACCIDENT: FLYING	GROUND	OBSOLETE	TRANSFERS AND DIVERSIONS	RECLAMATION	CLASS 26 OR MUSEUM	CONV.	ERRONEOUS GAINS
Reconnaissance	176	136		2	38		414							28	3	43	83	202	6	49	
RB-25							2											1	1		
RB-26							82									26	1	55			
WB-26							8									8					
WB-29							1											1			
RB-26							40								1			39			
GRB-36							10											10			
RB-45							14									8		5	1		
RB-47	2				2		4							2						2	
WB-47	1				1																
RB-50							3											2		1	
WB-50							1							1							
RB-52	1				1		8													8	
RB-57	2				2		4										2			2	
RB-66	16	8			8		11							3						8	
WB-66	33	32		1			1							1							
RC-45	15				15		16											1		15	
RC-47							1										1				
RC-121							3							1	1					1	
RF-80							78							1	1			72	2	2	
RF-84F	4			1	3		94							17		1	66	7		3	
RF-84K							3										1		2		
RF-86F							16										11	5			
RF-86A							2											2			
RF-86K							2											2			
RF-101	95	89			6		8							2						6	
RF-101C	6	6																			
RL-26	1	1					1										1				
WT-33							1													1	
Search and Rescue	56			2	54		79							9			27	3		39	1
SA-16	36				36		65							3			25	1		35	1
SC-47							2							2							
SH-19	20			2	18		11							3			2	2		4	
SH-21							1							1							
Utility	19	19					11										11				
U-1A	19	19					11										11				
Cargo	469	158	2	3	306		546					1	1	37		28	82	85	11	301	
VB-17							1											1			
VB-25	2				2		3							1				2			
C-45	208				208		311							4		27	10	61	1	208	
C-46							39							4			17	16	1	1	
C-47	5				5		32						1	12		1	15	2		1	
VC-47	1		1				4							1				1		2	
C-54	12		1		11		21										11			10	
VC-54	1				1		1										1				

TABLE 55 —USAF AND COMPONENTS AIRCRAFT GAINS AND LOSSES—FISCAL YEAR 1958 (CONTINUED)

TYPE MODEL SERIES	GAINS						LOSSES														
								BEYOND ECONOMICAL REPAIR								NOT BEYOND ECON REPAIR					
								DETERIORATION						ACCIDENT							
	TOTAL	NEW PRODUCTION	TRANSFERS AND DIVERSIONS	RECLAMATION	CONV	GROUND INSTRUCTION	TOTAL	FAIR WEAR AND TEAR	ABNORMAL IN USE	ABNORMAL STORAGE	NORMAL STORAGE	TESTED TO DESTRUCTION	FLYING ACCIDENT COMBAT MISSION	FLYING	GROUND	OBSOLETE	TRANSFERS AND DIVERSIONS	RECLAMATION	CLASS 26 OR MUSEUM	CONV.	ERRONEOUS GAINS
XC-99							1											1			
C-97							2							1					1		
YC-97	1				1		1													1	
C-118							1							1							
C-119	53				53		63							5					5	53	
C-121	1				1																
C-123	80	69			11		40							1			26	1		12	
C-124	1			1			8							5					3		
C-130	82	73			9		10					1								9	
C-131	7	5		1	1		4							1			2			1	
C-133	14	11		1	2		4							1						3	
YC-134	1				1																
Trainer	729	576	13	2	138		1,464					1	1	141	2	64	609	509	16	121	
TB-25	5				5		187							8	1	1		170	1	6	
TB-26	4				4		101							4		35	9	51		2	
TB-29	4				4		22					1		1		3	2	15			
TB-45							4											4			
TB-47	4				4		17							4			1	4	5	3	
TB-50	2				2		17										5	2		10	
TB-57	6				6		1													1	
TC-45	61				61		68											6		62	
TC-47							3										2			1	
TF-51							2										1			1	
TF-80	2				2		21							2				18		1	
TF-84G	17				17		9							1				8			
TF-86D							19										1	17	1		
TF-102	78	76			2		5							3						2	
T-6							367									1	270	96			
T-11							24									24					
T-28	7		6		1		129							16			6	99	8		
T-29							2													2	
T-33	279	255	6	1	17		248						1	95	1		117	17		17	
T-34	2		1	1			34							7			25	2			
T-37	131	118			13		13													13	
XT-37							1												1		
TL-19	126	126					118										118				
TV-2	1	1					5										5				
MK-4							47										47				
Liaison	513	423	57		33		446	2					1	7	1		396	3	1	35	
L-17	1		1				8							1			4	2	1		
L-19	184	184					206	1									205				
L-20	123	111	10		2		120							3	1		113	1		2	
L-21							3						1	2							
L-23	124	47	46		31		107	1									73			33	
L-26	1	1					1										1				
L-27	80	80					1							1							

TABLE 55 —USAF AND COMPONENTS AIRCRAFT GAINS AND LOSSES—FISCAL YEAR 1958 (CONTINUED)

TYPE MODEL SERIES	GAINS						LOSSES														
							BEYOND ECONOMICAL REPAIR									NOT BEYOND ECON REPAIR					
								DETERIORATION						ACCIDENT							
	TOTAL	NEW PRODUCTION	TRANSFERS AND DIVERSIONS	RECLAMATION	CONV.	GROUND INSTRUCTION	TOTAL	FAIR WEAR AND TEAR	ABNORMAL IN USE	ABNORMAL STORAGE	NORMAL STORAGE	TESTED TO DESTRUCTION	FLYING ACCIDENT COMBAT MISSION	FLYING	GROUND	OBSOLETE	TRANSFERS AND DIVERSIONS	RECLAMATION	CLASS 26 OR MUSEUM	CONV.	ERRONEOUS GAINS
Helicopter	502	476	15		11		476							9		3	422	4	7	31	
H-5	1				1		10							1		3	4			1	
H-13	104	104					108							1			105	2			
H-19	85	71	7		7		101							3			71	1	5	21	
H-21	92	85	5		2		109							4			97		2	8	
YH-21	1				1		3										1				
H-23	56	56					4										4				
YH-31							1										1				
H-32	2	2					2										2				
H-34	102	101	1				87										87				
H-37	42	41	1				41										41				
XH-40	3	3																			
YH-40	2	2																			
YH-41	10	10					8										8				
HOK-1							1										1				
YUH-1	1	1					1														
YH-1	1		1																	1	
Sailplanes	2	2																			
S-2A	2	2																			
Aerial Targets	156	127		1	28		133					65	10	32	17			7		2	
QB-17	4				4		28					14	1	7				4		2	
QF-80	24				24		24					15	3	5				1			
Q-2A	122	121		1			79					35	6	19	17			2			
XQ-4	5	5					1							1							
XQ-5	1	1					1					1									

1/ Total does not include Aerial Targets and Sailplanes.

SOURCE: Operations Statistics Division, Directorate of Statistical Services, Comptroller of the Air Force.

[redacted]

TABLE 56 —USAF AVERAGE ACTIVE AIRCRAFT OPERATIONALLY AND NOT OPERATIONALLY READY BY COMMAND – FISCAL YEAR 1958

COMMAND	AVERAGE AIRCRAFT ON HAND DURING FISCAL YEAR	AVERAGE AIRCRAFT OPERATIONALLY READY	% of AOH OPERATIONALLY READY	AVERAGE AIRCRAFT NOT OPERATIONALLY READY					NOT OPERATIONALLY READY, FLYABLE 2/
				AWAITING SUPPLY	TECH ORDER COMP	PERIODIC	MALFUNCTION DEFECT, DAMAGE	OTHER REASONS	
TOTAL USAF 1/	18,836	11,381	60	1,243	347	1,828	3,053	984	900
Alaskan Air	179	93	52	15	3	22	37	9	12
Air Force Academy	53	25	47	9	1	8	9	1	6
Air Defense	2,186	1,335	61	159	48	220	347	77	120
Air Defense O/S	91	58	64	12	-	6	10	5	6
U.S. Air Forces in Europe	1,685	1,030	61	162	34	165	174	120	97
Air Materiel	1,476	319	22	18	26	58	669	386	202
Air Materiel O/S	177	43	24	4	12	45	52	21	1
Air Research & Development 3/	675	363	54	63	16	71	101	61	14
Air Research & Development O/S	13	10	77	1	-	1	1	-	-
Air University	182	135	74	10	3	18	10	6	-
Caribbean Air	32	25	78	2	-	2	2	1	-
Continental Air	122	87	71	9	1	14	9	2	2
Headquarters Command	315	210	67	12	3	40	45	5	2
Headquarters Command O/S	68	63	93	1	-	1	2	1	1
Military Air Transport Sv	857	534	62	54	13	120	121	15	25
Military Air Transport Sv O/S	324	194	60	30	4	43	44	9	14
Pacific Air Forces	997	610	61	90	17	115	136	29	45
Strategic Air	2,941	2,302	78	113	46	174	267	39	80
Strategic Air O/S	388	298	77	19	2	23	32	14	7
Tactical Air	1,878	1,053	56	244	66	208	251	56	86
Tactical Air O/S	64	46	72	5	1	5	5	2	2
Air Training	4,126	2,542	62	211	51	468	729	125	178
Security Service	5	4	80	-	-	1	-	-	-
Security Service O/S	2	2	100	-	-	-	-	-	-
TOTAL AERIAL TARGETS	26	15	58	1	-	1	4	5	4
Air Materiel	1	1	100	-	-	-	-	-	-
Air Research & Development 3/	25	14	56	1	-	1	4	5	4

1/ Aerial Targets are not included in Command data.
2/ Includes Aircraft that were Not-Operationally Ready but capable of safe and normal flight. Data are a further breakdown of Not-Operationally Ready columns.
3/ Data of Air Proving Ground Command accumulated during its existence from 1 July 1957 until 1 December 1957 is included in Air Research and Development Command averages.

SOURCE: Operations Statistics Division, Directorate of Statistical Services, Comptroller of the Air Force.

[redacted]

TABLE 57 -USAF AVERAGE ACTIVE AIRCRAFT OPERATIONALLY AND NOT OPERATIONALLY READY BY TYPE AND MODEL - FISCAL YEAR 1958

TYPE AND MODEL OF AIRCRAFT	AVERAGE AIRCRAFT ON HAND DURING FISCAL YEAR	AVERAGE AIRCRAFT OPERATIONALLY READY	% OF ACE OPERATIONALLY READY	AVERAGE AIRCRAFT NOT OPERATIONALLY READY					NOT OPERATIONALLY READY FLYABLE
				AWAITING SUPPLY	TECH ORDER COMP.	MAINTENANCE		OTHER REASONS	
						PERIODIC	MALFUNCTION DEFECT, DAMAGE		
TOTAL USAF 1/	18,836	11,381	60	1,243	347	1,828	3,053	984	900
Bomber	1,995	1,533	77	62	34	107	195	64	82
B-17	16	11	69	-	-	2	1	2	1
B-25	1	-	-	-	-	-	1	-	-
B-26	23	15	65	1	-	2	4	1	-
B-29	1	1	100	-	-	-	-	-	-
B-36	62	51	82	-	-	4	5	2	3
B-45	42	30	71	1	-	4	5	2	1
B-47	1,314	1,070	81	30	19	53	115	27	39
B-50	1	-	-	-	-	-	-	1	-
B-52	244	185	76	5	10	12	18	14	9
B-57	251	156	62	17	3	26	37	12	20
B-66	40	14	35	8	2	4	9	3	9
Tanker	936	674	72	42	15	44	148	13	37
KB-29	17	10	59	1	-	2	3	1	2
KC-97	782	581	74	26	15	35	116	9	29
KC-135	39	31	79	2	-	2	3	1	1
KB-50	98	52	53	13	-	5	26	2	5
Fighter	5,714	2,800	49	414	128	530	1,336	506	420
F-80	52	11	21	2	-	1	8	30	4
F-84E	1	-	-	-	-	-	1	-	-
F-84F	562	280	50	16	5	42	191	28	32
F-84G	50	32	64	1	1	8	6	2	1
F-86A	5	1	20	-	-	-	2	2	-
F-86D	704	355	50	38	7	47	153	104	59
F-86E	15	5	33	1	-	2	5	2	1
F-86F	424	206	49	20	4	50	78	66	17
F-86H	98	58	59	8	2	13	13	4	2
F-86L	789	455	58	46	5	70	175	38	67
F-89	584	296	51	42	15	42	169	20	40
F-94	101	55	54	6	-	10	18	12	5
F-100	1,680	791	47	168	65	191	360	105	146
F-101A	46	12	26	9	3	4	8	10	4
F-101C	18	7	39	2	-	2	2	5	1
F-102	547	225	41	51	16	44	138	73	40
F-104	37	11	30	4	5	3	9	5	1
F-105	1	-	-	-	-	1	-	-	-
Reconnaissance . . .	949	490	52	116	27	74	196	46	100
RB-25	1	-	-	1	-	-	-	-	-
RB-26	4	2	50	-	-	-	1	1	-
WB-29	1	-	-	-	-	1	-	-	-
RB-36	64	45	70	-	-	7	12	-	-
RB-45	1	-	-	-	1	-	-	-	7
RB-47	221	182	82	9	3	8	17	2	8
RB-50	43	19	44	7	-	4	10	3	6
WB-50	52	26	50	7	-	6	10	3	5
RB-52	2	1	50	-	-	-	-	1	-
RB-57	53	18	34	5	-	3	21	6	20
RB-66	169	36	21	53	11	16	43	10	32
RC-45	15	12	80	1	-	1	1	-	-
RC-47	3	3	100	-	-	-	-	-	-
RC-121	64	34	53	2	-	8	19	1	4
RF-80	4	2	50	-	-	1	1	-	-
RF-84F	172	90	52	7	4	11	46	14	4
RF-84K	6	4	67	-	-	2	-	-	-
RF-86F	4	2	50	-	-	-	1	1	-

[redacted]

TABLE 57 -USAF AVERAGE ACTIVE AIRCRAFT OPERATIONALLY AND NOT OPERATIONALLY READY BY TYPE AND MODEL - FISCAL YEAR 1958 (CONTINUED)

TYPE AND MODEL OF AIRCRAFT	AVERAGE AIRCRAFT ON HAND DURING FISCAL YEAR	AVERAGE AIRCRAFT OPERATIONALLY READY	% OF AOH OPERATIONALLY READY	AVERAGE AIRCRAFT NOT OPERATIONALLY READY					NOT OPERATIONALLY READY FLYABLE
				AWAITING SUPPLY	TECH ORDER COMP.	MAINTENANCE		OTHER REASON	
						PERIODIC	MALFUNCTION DEFECT, DAMAGE		
Reconnaissance (Cont'd)									
WB-66	24	4	17	8	1	2	6	3	7
RF-101A	28	6	21	10	3	3	5	1	4
RF-101C	18	4	22	6	4	1	3	-	3
Search and Rescue	339	208	61	31	4	44	36	16	14
SA-16	105	62	59	9	2	14	13	5	8
SC-47	80	55	69	6	-	9	8	2	2
SC-54	34	22	65	3	-	5	3	1	1
SH-19	101	59	58	10	2	12	11	7	2
SH-21	19	10	53	3	-	4	1	1	1
Cargo	3,310	2,156	65	227	55	413	378	81	75
VB-25	35	23	66	2	-	5	4	1	-
VB-26	2	1	50	-	-	-	-	1	-
C-45	562	385	69	37	8	73	44	15	9
C-46	4	-	-	-	-	-	3	1	-
C-47	949	680	72	49	12	103	83	22	14
C-53	1	1	100	-	-	-	-	-	-
C-54	288	193	67	11	5	36	34	9	5
C-97	59	33	56	2	3	12	8	1	2
C-117	25	18	72	1	-	3	3	-	-
C-118	83	55	66	3	1	11	12	1	1
C-119	416	219	53	50	13	66	54	14	15
C-121	41	27	66	1	1	6	6	-	-
C-123	232	155	67	23	4	20	25	5	10
C-124	382	227	59	21	6	57	66	5	12
C-130	127	67	47	21	1	10	25	3	5
C-131	96	69	72	5	1	10	8	3	2
C-133	7	3	43	1	-	1	2	-	-
C-134	1	-	-	-	-	-	1	-	-
Trainer	4,981	3,146	63	293	77	554	683	228	160
TB-25	597	388	65	25	4	83	81	16	16
TB-26	113	84	74	5	-	12	9	3	2
TB-29	32	14	44	5	-	5	6	2	6
TB-45	1	1	100	-	-	-	-	-	-
TB-47	87	43	49	3	3	11	22	5	2
TB-50	22	9	41	2	-	2	5	4	-
TB-57	1	1	100	-	-	-	-	-	-
TC-45	62	40	65	5	-	9	7	1	1
TC-47	1	-	-	-	-	-	1	-	-
TC-54	8	5	63	1	-	1	1	-	-
TF-80	25	12	48	3	-	3	4	3	1
TF-84	13	6	46	2	-	2	2	1	1
TF-86D	4	1	25	-	-	-	-	3	-
TF-86F	1	1	100	-	-	-	-	-	-
TF-102	54	20	37	8	2	6	13	5	5
TH-5	1	1	100	-	-	-	-	-	-
MK-4	32	-	-	-	-	-	-	32	-
T-6	35	1	3	-	-	4	-	30	-
T-28	747	574	77	11	1	59	83	19	15
T-29	341	174	51	37	7	49	68	6	19
T-33	2,482	1,519	61	180	59	288	349	87	84
T-34	244	209	86	2	1	13	12	7	5
T-37	78	43	55	4	-	7	20	4	3
Liaison	279	206	74	17	1	23	21	11	4
L-17	35	25	71	3	-	1	3	3	-
L-19	1	1	100	-	-	-	-	-	-
L-20	168	121	72	12	1	16	12	6	2
L-26	13	10	77	-	-	1	2	-	-
L-27	62	49	79	2	-	5	4	2	2

[redacted]

TABLE 57 —USAF AVERAGE ACTIVE AIRCRAFT OPERATIONALLY AND NOT OPERATIONALLY READY BY TYPE AND MODEL — FISCAL YEAR 1958 (CONTINUED)

TYPE AND MODEL OF AIRCRAFT	AVERAGE AIRCRAFT ON HAND DURING FISCAL YEAR	AVERAGE AIRCRAFT OPERATIONALLY READY	% OF AOH OPERATIONALLY READY	AVERAGE AIRCRAFT NOT OPERATIONALLY READY					NOT OPERATIONALLY READY FLYABLE
				AWAITING SUPPLY	TECH ORDER COMP.	MAINTENANCE		OTHER REASON	
						PERIODIC	MALFUNCTION DEFECT, DAMAGE		
Helicopter	333	168	50	41	6	39	60	19	8
H-5	20	12	60	2	--	2	2	2	-
H-13	43	23	53	2	1	5	10	2	1
H-19	116	60	52	16	1	17	20	2	2
H-21	150	71	47	21	4	15	27	12	5
H-32	2	2	100	-	-	-	-	-	-
H-34	1	-	-	-	-	-	-	1	-
H-37	1	-	-	-	-	-	1	-	-
Aerial Targets	26	15	58	1	-	1	4	5	4
QB-17	13	8	62	-	-	1	2	2	2
QF-80	13	7	54	1	-	-	2	3	2

1/ Aerial Targets are not included in total figures.
SOURCE: Operations Statistics Division, Directorate of Statistical Services, Comptroller of the Air Force.

[redacted]

TABLE 58 — USAF WORLD-WIDE INVENTORY OF SELECTED ITEMS OF AMMUNITION BY LOCATION
SEMI-ANNUAL, FISCAL YEAR 1958

(For comparative purposes to the previous fiscal year table, see Table 61, SD FY 57)

ITEM	TOTAL WORLD-WIDE	TOTAL Z/I	TOTAL O/S	ALASKA	U. K.	EUROPE	PAF	MEDIT	NORTHEAST	ATLANTIC	SPAIN 1/
	31 DECEMBER 1957										
BOMB DEMOLITION											
750 lbs	428,673	421,820	6,853	-	-	5,000	-	1,853	-	-	-
1,000 lbs	15,956	15,956	-	-	-	-	-	-	-	-	-
JATO - TOTAL	416,716	269,814	146,902	11,341	42,841	7,640	30,172	33,155	13,825	7,928	-
14 AS/DS 1000 (M-4, M-8)	163,099	127,023	36,076	288	11,674	4,992	806	13,543	4,690	83	-
15 KS/1000	148,896	62,883	86,013	11,053	31,167	2,648	16,496	19,612	-	5,037	-
16 NS/1000	104,721	79,908	24,813	-	-	-	12,870	-	9,135	2,808	-
CART (Thous) 20 MM (M-39 Gun)	13,644	4,543	9,101	-	1,000	4,045	2,859	1,197	-	-	-
GAR - FALCON	8,413	7,279	1,134	1,134	-	-	-	-	-	-	-
GAR - SIDEWINDER	102	102	-	-	-	-	-	-	-	-	-
	30 JUNE 1958										
BOMB DEMOLITION											
750 lbs	424,545	396,538	28,007	1,436	12,614	10,292	352	3,313	-	-	-
1000 lbs	15,246	14,789	457	34	423	-	-	-	-	-	-
JATO - TOTAL	423,386	287,718	135,668	11,597	28,891	6,269	29,834	32,790	10,894	7,928	7,465
14 AS/DS 1000 (M-4, M-8)	158,986	135,679	23,307	394	8,115	2,409	2,035	7,361	2,910	83	-
15 KS/1000	146,933	65,569	81,364	11,023	20,776	2,492	15,004	25,429	1,603	5,037	-
16 NS/1000	117,467	86,470	30,997	180	-	1,368	12,795	-	6,381	2,808	7,465
CART (Thous) 20 MM (M-39 Gun)	12,512	3,520	8,992	-	940	3,538	3,312	1,202	-	-	-
GAR - FALCON	10,813	9,021	1,792	1,288	-	-	-	-	504	-	-
GAR - SIDEWINDER	1,530	1,530 a/	-	-	-	-	-	-	-	-	-

1/ Shown as a separate area for the first time in last half of fiscal 1958.
a/ All bases have not reported - estimated.

The following definitions apply to abbreviations used above:
JATO - Jet Assist Take-Off
GAR - Guided Aircraft Rocket

SOURCE: Materiel Statistics Division, Directorate of Statistical Services, Comptroller of the Air Force.

[redacted]

Aircraft Engines

PART V

AIRCRAFT ENGINES

INTRODUCTION AND DEFINITIONS

Data on production and inventory of aircraft, missile and drone engines are presented in this section. Engine production data are obtained under the provisions of AFR 70-11, dated 4 October 1957, while engine inventory data are obtained under the provisions of AFR 65-20, dated 12 March 1957.

The following definitions apply to the terms as used in this publication:

ACCEPTANCES: An aircraft engine that has been shop-assembled and fully inspected by authorized USAF or Navy plant representatives, and for which the title, responsibility, and accountability have been assumed by the contracting agency or recipient.

INSTALLED ENGINE: Serviceable or reparable engine assets which are either physically mounted on aircraft, missile or drone; or undergoing organizational maintenance for reinstallation in an aircraft, missile or drone.

UNINSTALLED ENGINE (formerly designated as SPARE): An engine available for distribution or installation, but without controls or built up accessories which convert it to a power pack.

REPARABLE ENGINE: Engines determined to be operationally unsuitable, requiring other than organizational or field maintenance.

SERVICEABLE ENGINE: Engines determined to be operationally suitable for installation, or are either awaiting or undergoing organizational or field maintenance.

[redacted]

TABLE 59 — SUMMARY OF AIRCRAFT ENGINE ACCEPTANCES BY RECIPIENT FISCAL YEARS 1950 THROUGH 1958

(Excludes experimental, remanufactured, and mock-up engine production. MAP includes RCAF production.)

FISCAL YEAR	TOTAL	USAF	USAF FOR ARMY	USAF FOR MAP	USAF FOR NAVY
FY 1950 a/	6,905	5,994	-	-	911
FY 1951	10,859	8,767	1,037	190	865
FY 1952	17,294	10,268	2,570	3,034	1,422
FY 1953	29,293	20,726	2,193	3,515	2,859
FY 1954	27,626	22,240	553	927	3,906
FY 1955	16,055	13,001	274	265	2,515
FY 1956	10,058	6,597	884	173	2,404
FY 1957	9,666	6,357	1,077	6	2,226
FY 1958	8,340	5,524	1,217	27	1,572

a/ Includes 34 experimental, special test and/or prototype models for which breakdown by recipient is not available.

SOURCE: Materiel Statistics Division, Directorate of Statistical Services, Comptroller of the Air Force.

TABLE 60 — SUMMARY OF USAF AIRCRAFT ENGINE ACCEPTANCES BY TYPE, MODEL, AND RECIPIENT FISCAL YEAR 1958

(Excludes experimental, remanufactured, and mock-up engine production.)

TYPE AND MODEL	TOTAL	USAF	USAF FOR ARMY	USAF FOR MAP	USAF FOR NAVY
ENGINES - TOTAL	8,340	5,524	1,217	27	1,572
JET - TOTAL	5,692	4,929	-	-	763
J33	49	-	-	-	49
RJ43	31	31	-	-	-
J44	23	23	-	-	-
J57	3,770	3,770	-	-	-
J65	400	-	-	-	400
J69	624	601	-	-	23
J71	256	29	-	-	227
J75	124	124	-	-	-
J79	407	343	-	-	64
J85	8	8	-	-	-
TURBO-PROP - TOTAL	571	514	27	27	3
T34	93	93	-	-	-
T53	17	-	17	-	-
T56	448	421	-	27	-
T58	13	-	10	-	3
RECIPROCATING - TOTAL	2,077	81	1,190	-	806
0435	257	-	227	-	30
0470	294	-	289	-	5
0480	253	-	253	-	-
0525	9	-	9	-	-
R1300	91	-	77	-	14
R1820	870	-	253	-	617
R2800	163	81	82	-	-
R3350	140	-	-	-	140

SOURCE: Materiel Statistics Division, Directorate of Statistical Services, Comptroller of the Air Force.

[redacted]

[redacted]

TABLE 61 — USAF AIRCRAFT ENGINE ACCEPTANCES OF MODELS IN PRODUCTION DURING FY 58
BY MANUFACTURER AND RECIPIENT

MANUFACTURER AND MODEL DESIGNATION	UTILIZATION	ACCEPTED PRIOR TO 1 JUL 57	ACCEPTANCES FOR FISCAL YEAR 1958													TOTAL ACCEPTED TO DATE
			1957 Jul	Aug	Sep	Oct	Nov	Dec	1958 Jan	Feb	Mar	Apr	May	Jun	TOTAL	
			USAF (Excludes Experimental Models)													
GRAND TOTALS/			898	705	758	776	718	716	710	646	644	615	562	592	8,340	
USAF - TOTAL			606	443	442	487	429	451	487	444	462	449	422	402	5,524	
Allison			60	51	40	40	35	36	38	37	35	35	30	13	450	
T-56-A-1/1A/9	C-130A	993	41	41	40	40	35	35	35	15	15	15	15	9	336	1,329
T-56-A-7	C-130MI	-	-	-	-	-	-	1	3	2	-	-	-	4	10	10
T-56-A-9	C-130A, RC-130A	-	-	-	-	-	-	-	-	20	20	20	15	-	75	75
J-71-A-13	B-66B RB-66B, WB-66D	217	19	10	(Complete)										29	246
Continental A & E			47	40	47	46	50	50	50	52	53	55	55	56	601	
J69-T-9	T-37A	186	32	25	42	36	40	40	40	42	43	43	43	42	468	654
YJ69-T-17	MX-2013	25	1	(Complete)											1	26
J69-T-19A	Q-2A	325	14	15	5	10	10	10	10	10	10	12	12	14	132	457
Fairchild			-	-	-	-	2	8	-	-	-	-	10	3	23	
J44-R-3	C-123B	-	-	-	-	-	2	8	-	-	-	-	10	3	23	23
Ford Motors			207	225	195	168	145	145	172	118	145	145	144	140	1,949	
XJ/YJ/J57-F-13	YRF/RF/F-101A/B/C	213	14	16	8	5	5	25	27	20	5	(Complete)		-	125	338
J57-F-19W	B-52D/E	668	103	94	141	105	57	59	84	15	43	39	4	4	748	1,416
J57-F-21A	F-100D/F	70	80	90	16	25	38	21	25	23	16	15	14	10	373	443
J57-F-23A	TF-102, F-102A	-	-	-	-	3	15	15	15	15	10	6	(Complete)		79	79
J57-F-43W/WA	B-52F/G, KC-135A	-	10	25	30	30	30	25	20	42	55	45	65	46	423	423
J57-F-55	F-101B	-	-	-	-	-	-	-	1	3	6	10	11	15	46	46
J57-F-59	KC-135A	-	-	-	-	-	-	-	-	-	10	30	50	65	155	155
General Electric			33	13	10	25	35	39	30	37	42	33	21	25	343	
Lockland																
YJ79-GE-1	B-58A	61	4	2	1	(Complete)									7	68
J79-GE-3	F-104A/B	72	11	1	1	1	-	(Complete)							14	86
J79-GE-3A	F-104A/B	8	18	9	4	22	29	31	19	25	26	21	13	12	229	237
YJ79-GE-5	B-58	1	-	1	4	1	6	4	8	9	11	3	(Complete)		47	48
J79-GE-5	B-58A	-	-	-	-	-	-	-	-	-	-	4	4	5	13	13
YJ79-GE-7	F-104A	-	-	-	-	1	-	4	3	3	4	3	(Complete		18	18
J79-GE-7	F-104A	-	-	-	-	-	-	-	-	-	1	2	4	8	15	15
General Electric			1	1	-	-	-	-	1	-	2	3	-	-	8	
W. Lynn																
XJ/YJ85-GE-3	XGAM-72	-	1	1	-	-	-	-	1	-	2	3	-	-	8	8
Marquardt Aircraft Company			2	-	4	-	4	2	2	2	3	3	4	5	31	
YRJ-43MA-3	YIM-99A	-	2	-	4	-	4	2	2	2	3	3	4	5	31	31

[redacted]

[redacted]

TABLE 61 — USAF AIRCRAFT ENGINE ACCEPTANCES OF MODELS IN PRODUCTION DURING FY 58
BY MANUFACTURER AND RECIPIENT (CONTINUED)

MANUFACTURER AND MODEL DESIGNATION	UTILIZATION	ACCEPTED, PRIOR TO 1 JUL 57	ACCEPTANCES FOR FISCAL YEAR 1958													TOTAL ACCEPTED TO DATE
			1957 Jul	Aug	Sep	Oct	Nov	Dec	1958 Jan	Feb	Mar	Apr	May	Jun	TOTAL	
			USAF (Excludes Experimental Models)													
Pratt & Whitney			256	113	146	208	158	171	194	198	182	175	158	160	2,119	
XJ/YJ/J57-P-13	F/YRF/RF-101A/B/C	544	10	(Complete)											10	554
J57-P-17	XSM/SM-62	21	-	-	-	-	1	1	1	1	1	2	2	2	11	32
J57-P-19W	B-52D/E	406	39	30	43	29	(Complete)								141	547
J57-P-21/21A	F-100C/D	1,307	11	-	8	13	-	-	-	-	-	-	-	-	32	1,339
J57-P-23A	F/TF-102A	102	70	39	24	37	22	30	14	10	10	9	(Complete)		265	367
J57-P-43W/WA	B-52F/G, KC-135A	284	88	30	49	95	99	99	137	114	122	109	92	93	1,127	1,411
J57-P-53	F-101B	42	5	3	9	1	(Complete)								18	60
J57-P-55	F-101B	-	1	2	4	9	13	19	-	39	15	14	21	20	157	157
J57-P-59W	KC-135A	-	-	-	-	-	-	-	-	-	5	15	20	20	60	60
J75-P-5	F-105B/C, JF-105	1	1	1	2	-	-	3	5	5	4	4	5	8	38	39
J75-P-9	F-106A/B	1	7	1	1	8	7	7	14	9	7	6	(Complete)		67	68
J75-P-17	F-106A/B	-	-	-	-	-	-	-	-	-	-	-	8	11	19	19
T34-P-7W	C-133A	2	5	1	-	10	10	6	17	13	11	10	4	6	93	95
R2800-99W	C-123B, C-131A/B, T-29C	528	19	6	6	6	6	6	6	7	7	6	6	(Complete)	81	609
			ARMY													
ARMY - TOTAL			115	95	120	119	112	117	114	106	94	78	56	91	1,217	
Continental Motors			-	5	31	31	29	29	29	29	29	29	29	28	298	
O470-15	L-19D, TL-19D	147	-	-	29	29	29	29	29	29	29	29	29	28	289	436
O525-1(FSO-526-A)	YH-41	4	-	5	2	2	(Complete)								9	13
General Electric			3	-	5	2	-	-	-	-	-	-	-	-	10	
YT58-GE-2A	H-21C	2	3	-	5	2	(Complete)								10	12
Lycoming, Bridgeport			65	41	28	35	31	36	32	22	21	17	5	14	347	
R1300-3A/B	H-19B/D	275	13	10	6	11	8	12	6	-	5	(Complete)			71	346
R1300-3A b/	H-19B/D	-	4	2	(Complete)										6	6
R1820-84	H-34A	720	10	10	17	24	23	24	24	20	12	13	5	9	191	911
R1820-103	H-21/A/B/C, YH-21	415	38	19	5	(Complete)									62	477
T53-L-1	YHU-1/1A, H-40A	-	-	-	-	-	-	-	2	2	4	4	-	5	17	17
Lycoming, Williamsport			39	45	48	43	44	44	45	47	36	24	16	49	480	
O435-23B	H-13H, H-23D	11	20	19	23	18	19	19	20	18	16	24	16	15	227	238
O480-1	L-23D	115	19	26	25	25	25	25	25	29	20	-	-	34	253	368
Pratt & Whitney			8	4	8	8	8	8	8	8	8	8	6	-	82	
R2800-54	H-37A	152	8	4	8	8	8	8	8	8	8	8	6	(Complete)	82	234

[redacted]

TABLE 61 – USAF AIRCRAFT ENGINE ACCEPTANCES OF MODELS IN PRODUCTION DURING FY 58
BY MANUFACTURER AND RECIPIENT (CONTINUED)

MANUFACTURER AND MODEL DESIGNATION	UTILIZATION	ACCEPTED PRIOR TO 1 JUL 57	ACCEPTANCES FOR FISCAL YEAR 1958													TOTAL ACCEPTED TO DATE
			1957 Jul	Aug	Sep	Oct	Nov	Dec	1958 Jan	Feb	Mar	Apr	May	Jun	TOTAL	
			NAVY													
NAVY - TOTAL			177	167	196	170	177	148	109	96	88	88	79	77	1,572	
Allison			29	27	27	26	25	25	23	21	21	21	17	14	276	
J33-A-18A	SSM-N-8/8A	390	8	5	5	4	4	4	4	3	3	3	3	3	49	439
J71-A-2	F-3H-1/2/2M/2N	379	21	22	22	22	21	21	19	18	18	18	14	11	227	606
Continental Motors			2	1	3	8	5	4	4	1	-	-	-	-	28	
O470-4	T-34B	191	-	-	-	5	(Complete)								5	196
J69-T-2	TT-1	-	2	1	3	3	5	4	4	1	(Complete)				23	23
General Electric			4	2	-	3	5	5	12	6	6	4	7	13	67	
YJ/J79-GE-2	F4H-1	-	-	-	-	-	-	-	2	2	4	2	4	6	20	20
YJ/J79-GE-3/3A	F4H-1, F11F-1	9	4	2	-	3	5	5	7	4	2	2	3	7	44	53
YT58-GE-2	HSS-1/2, HU2K-1	-	-	-	-	-	-	-	3	-	-	-	-	-	3	3
Lycoming, Bridgeport			62	52	79	63	88	70	38	39	43	45	37	32	648	
O435-6/6A	HUL-1, HTL-7	16	-	2	2	2	3	4	4	4	8	1	(Complete)		30	46
R1300-3B	HO4S-3G	-	2	2	2	2	1	(Complete)							9	9
R1300-4	ZS2G-1	22	3	-	2	(Complete)									5	27
R1820-82	S2F-1/2, TF-1, WF-2	1,754	30	20	34	38	58	40	18	19	19	28	23	18	345	2,099
R1820-84/84A/B	HSS-1, HUS-1, H-34A	354	20	20	30	21	26	26	16	16	16	16	14	14	235	589
R1820-86	T-28A/B/C	1,011	7	8	9	(Complete)									24	1,035
Wright Aero			80	85	87	70	54	44	32	29	18	18	18	18	553	
J65-W-16A	FJ3/4, A4D-1/2	934	46	46	60	50	40	30	20	20	10	10	10	10	352	1,286
J65-W-18	F11F-1	218	18	18	8	4	-	-	(Complete)						48	266
R1820-88 c/	ZPG-3W	1	-	2	-	4	2	2	2	1	-	-	-	-	13	14
R3350-34	R7V-1, WV-2/3	875 d/	10	10	7	(Complete)									27	902
R3350-32W	P2V-5/7, P5M-2	843	6	9	12	12	12	12	10	8	8	8	8	8	113	956
			MAP													
MAP - TOTAL			-	-	-	-	-	-	-	-	-	-	5	22	27	
Allison			-	-	-	-	-	-	-	-	-	-	5	22	27	
T56-A-11	C-130A	-	-	-	-	-	-	-	-	-	-	-	5	22	27	27

a/ Excludes experimental engines used for engine test only, remanufactured and mock-up engine production.
b/ Army for MAP
c/ Total accepted to date includes one R1820-88 (prototype) accepted as of September 1956 and formerly reflected in R1820-82 total.
d/ Reduced by 29 R3350-34/91 engines that were actually modifications of previously accepted aircraft engines.

SOURCE: Materiel Statistics Division, Directorate of Statistical Services, Comptroller of the Air Force.

[redacted]

TABLE 62 – WORLD-WIDE SUMMARY OF USAF AIRCRAFT ENGINE INVENTORY BY RECIPIENT AND MAJOR TYPE SEMI-ANNUAL, FISCAL YEAR 1958

TYPE	31 DECEMBER 1957					30 JUNE 1958				
	Total	Total Installed	UNINSTALLED			Total	Total Installed	UNINSTALLED		
			Total	Service-able	Repar-able			Total	Service-able	Repar-able
TOTAL ENGINES	108,149	53,302	54,847	28,978	25,869	102,404	53,028	49,376	24,966	24,410
Jet	58,174	29,532	28,642	15,127	13,515	56,911	30,058	26,853	13,950	12,903
Ram Jet	99	3	96	96	-	142	13	129	129	-
Liquid Rocket	-	-	-	-	-	41	21	20	8	12
Turbo-Prop	1,559	666	893	748	145	1,858	795	1,063	808	255
Reciprocating	48,317	23,101	25,216	13,007	12,209	43,452	22,141	21,311	10,071	11,240
U. S. AIR FORCE	90,715	44,260	46,455	22,685	23,770	84,804	43,488	41,316	18,728	22,588
Jet	46,335	23,673	22,662	10,701	11,961	44,763	23,906	20,857	9,446	11,411
Ram Jet	76	-	76	76	-	96	1	95	95	-
Liquid Rocket	-	-	-	-	-	35	15	20	8	12
Turbo-Prop	1,088	544	544	445	99	1,344	696	648	451	197
Reciprocating	43,216	20,043	23,173	11,463	11,710	38,566	18,870	19,696	8,728	10,968
AIR FORCE RESERVE	1,357	1,179	178	145	33	1,387	1,195	192	150	42
Jet	89	66	23	19	4	22	13	9	7	2
Reciprocating	1,268	1,113	155	126	29	1,365	1,182	183	143	40
AIR NATIONAL GUARD	3,509	2,770	739	488	251	3,780	2,938	842	593	249
Jet	2,667	2,128	539	318	221	3,007	2,348	659	437	222
Reciprocating	842	642	200	170	30	773	590	183	156	27
MILITARY ASSISTANCE PROGRAM	640	454	186	169	17	1,008	697	311	244	67
Jet	407	301	106	96	10	690	569	121	54	67
Reciprocating	233	153	80	73	7	318	128	190	190	-
ARMY	274	28	246	194	52	280	135	145	103	42
Jet	12	-	12	1	11	5	1	4	4	-
Turbo-Prop	-	-	-	-	-	1	-	1	1	-
Reciprocating	262	28	234	193	41	274	134	140	98	42
GOVERNMENT FURNISHED PROPERTY	7,651	3,691	3,960	2,315	1,645	7,305	3,904	3,401	2,095	1,306
Jet	5,626	2,757	2,869	1,619	1,250	5,454	2,771	2,683	1,553	1,130
Ram Jet	15	3	12	12	-	38	12	26	26	-
Liquid Rocket	-	-	-	-	-	6	6	-	-	-
Turbo-Prop	195	40	155	118	37	179	40	139	105	34
Reciprocating	1,815	891	924	566	358	1,628	1,075	553	411	142
GOVERNMENT FURNISHED AIRCRAFT EQUIPMENT	3,611	660	2,951	2,880	71	3,394	400	2,994	2,943	51
Jet	2,780	447	2,333	2,294	39	2,694	284	2,410	2,373	37
Ram Jet	8	-	8	8	-	6	-	6	6	-
Turbo-Prop	246	59	187	183	4	289	46	243	241	2
Reciprocating	577	154	423	395	28	405	70	335	323	12
BAILMENT	392	260	132	102	30	446	271	175	110	65
Jet	258	160	98	79	19	276	166	110	76	34
Ram Jet	-	-	-	-	-	2	-	2	2	-
Turbo-Prop	30	23	7	2	5	45	13	32	10	22
Reciprocating	104	77	27	21	6	123	92	31	22	9

SOURCE: Materiel Statistics Division, Directorate of Statistical Services, Comptroller of the Air Force.

TABLE 63 – WORLD-WIDE INVENTORY AND STATUS OF USAF AIRCRAFT ENGINES BY TYPE AND MODEL
SEMI-ANNUAL, FISCAL YEAR 1958

TYPE AND MODEL	31 DECEMBER 1957					30 JUNE 1958				
	Total	Total Installed	UNINSTALLED			Total	Total Installed	UNINSTALLED		
			Total	Service-able	Repar-able			Total	Service-able	Repar-able
TOTAL	108,149	53,302	54,847	28,978	25,869	102,404	53,028	49,376	24,966	24,410
JETS - TOTAL	58,174	29,532	28,642	15,127	13,515	56,911	30,058	26,853	13,950	12,903
I16	1	-	1	-	1	-	-	-	-	-
J30	25	2	23	17	6	27	3	24	13	11
J33	7,094	4,073	3,021	1,352	1,669	6,904	4,037	2,867	1,456	1,411
J34	7	-	7	6	1	9	-	9	6	3
J35	5,108	1,989	3,119	1,508	1,611	3,789	1,786	2,003	1,094	909
J40	4	-	4	4	-	5	-	5	2	3
J44	35	33	2	-	2	58	49	9	5	4
J47	27,107	15,094	12,013	5,874	6,139	25,439	14,223	11,216	4,969	6,247
J48	712	303	409	196	213	556	222	334	122	212
J57	10,215	4,684	5,531	4,378	1,153	11,983	6,169	5,814	4,355	1,459
J65	4,891	2,117	2,774	991	1,783	4,605	2,010	2,595	854	1,741
J67	16	-	16	12	4	16	-	16	14	2
J69	752	327	425	238	187	1,040	521	519	318	201
J71	936	480	456	209	247	933	494	439	285	154
J73	819	348	471	129	342	813	378	435	117	318
J75	74	11	63	45	18	169	32	137	101	36
J79	360	68	292	159	133	545	131	414	231	183
J81	17	3	14	8	6	17	3	14	5	9
J85	1	-	1	1	-	3	-	3	3	-
RAM JET - TOTAL	99	3	96	96	-	142	13	129	129	-
RJ43	16	3	13	13	-	56	10	46	46	-
RJ47	68	-	68	68	-	71	3	68	68	-
RJ55	14	-	14	14	-	14	-	14	14	-
RJ67	1	-	1	1	-	1	-	1	1	-
LIQUID ROCKET - TOTAL	-	-	-	-	-	41	21	20	8	12
LR11	-	-	-	-	-	16	1	15	7	8
LR67	-	-	-	-	-	20	15	5	1	4
LR79	-	-	-	-	-	1	1	-	-	-
LR89	-	-	-	-	-	4	4	-	-	-
TURBO-PROP - TOTAL	1,559	666	893	748	145	1,858	795	1,063	808	255
T31	2	-	2	2	-	2	-	2	2	-
T34	219	65	154	111	43	276	63	213	128	85
T37	1	1	-	-	-	-	-	-	-	-
T38	6	3	3	-	3	6	3	3	-	3
T40	1	-	1	-	1	1	-	1	-	1
T49	13	-	13	4	9	4	-	4	-	4
T51	1	-	1	1	-	1	-	1	1	-
T53	9	2	7	4	3	25	3	22	15	7
T54	4	-	4	-	4	20	-	20	1	19
T56	1,253	594	659	578	81	1,459	724	735	600	135
T69	2	1	1	1	-	4	2	2	2	-
T300	48	-	48	47	1	60	-	60	59	1

[redacted]

TABLE 63 - WORLD-WIDE INVENTORY AND STATUS OF USAF AIRCRAFT ENGINES BY TYPE AND MODEL SEMI-ANNUAL, FISCAL YEAR 1958 (CONTINUED)

TYPE AND MODEL	31 DECEMBER 1957					30 JUNE 1958				
	Total	Total Installed	UNINSTALLED			Total	Total Installed	UNINSTALLED		
			Total	Serviceable	Reparable			Total	Serviceable	Reparable
RECIPROCATING - TOTAL	48,317	23,101	25,216	13,007	12,209	43,452	22,141	21,311	10,071	11,240
0170	18	2	16	14	2	9	3	6	3	3
0190	9	3	6	4	2	8	3	5	3	2
0205	6	1	5	3	2	6	1	5	3	2
0235	1	1	-	-	-	1	1	-	-	-
0290	128	4	124	88	36	37	3	34	4	30
0335	414	62	352	293	59	286	53	233	177	56
0355	1	-	1	-	1	1	-	1	-	1
0425	2	-	2	1	1	2	-	2	1	1
0435	229	31	198	103	95	229	53	176	113	63
0470	1,230	553	677	354	323	1,276	635	641	297	344
0480	146	28	118	107	11	168	36	132	107	25
R755	22	-	22	6	16	7	-	7	6	1
R975	33	-	33	20	13	19	-	19	18	1
R985	3,067	1,729	1,338	1,080	258	2,915	1,710	1,205	749	456
R1300	2,301	1,162	1,139	757	382	2,032	1,053	979	583	396
R1340	1,060	289	771	226	545	730	186	544	109	435
R1820	1,680	801	879	564	315	1,365	705	660	374	286
R1830	5,405	2,417	2,988	1,154	1,834	5,363	2,447	2,916	789	2,127
R2000	3,399	1,442	1,957	532	1,425	2,968	1,476	1,492	442	1,050
R2600	3,184	1,833	1,351	910	441	2,582	1,575	1,007	758	249
R2800	6,843	3,196	3,647	1,431	2,216	5,632	2,883	2,749	1,131	1,618
R3350	4,272	2,158	2,114	1,013	1,101	3,942	2,151	1,791	871	920
R4360	14,736	7,279	7,457	4,326	3,131	13,789	7,104	6,685	3,511	3,174
V1650	131	110	21	21	-	83	63	20	20	-
V1710	-	-	-	-	-	2	-	2	2	-

SOURCE: Materiel Statistics Division, Directorate of Statistical Services, Comptroller of the Air Force.

[redacted]

[redacted]

TABLE 64 – WORLD-WIDE INVENTORY AND STATUS OF USAF AIRCRAFT ENGINES BY RECIPIENT, BY TYPE AND MODEL
SEMI-ANNUAL, FISCAL YEAR 1958

TYPE AND MODEL	31 December 1957					30 June 1958				
	Total	Total Installed	UNINSTALLED Total	Service-able	Repar-able	Total	Total Installed	UNINSTALLED Total	Service-able	Repar-able
TOTAL	108,149	53,302	54,847	28,978	25,869	102,404	53,028	49,376	24,966	24,410
Jet	58,174	29,532	28,642	15,127	13,515	56,911	30,058	26,853	13,950	12,903
Ram Jet	99	3	96	96	-	142	13	129	129	-
Liquid Rockets	-	-	-	-	-	41	21	20	8	12
Turbo-Props	1,559	666	893	748	145	1,858	795	1,063	808	255
Reciprocating	48,317	23,101	25,216	13,007	12,209	43,452	22,141	21,311	10,071	11,240
USAF - TOTAL	90,715	44,260	46,455	22,685	23,770	84,804	43,488	41,316	18,728	22,588
Jet - Total	46,335	23,673	22,662	10,701	11,961	44,763	23,906	20,857	9,446	11,411
I16	1	-	1	-	1	-	-	-	-	-
J30	14	2	12	11	1	23	2	21	13	8
J33	4,899	2,948	1,951	874	1,077	4,810	2,887	1,923	785	1,138
J34	7	-	7	6	1	7	-	7	6	1
J35	3,968	1,330	2,638	1,266	1,372	2,804	1,156	1,648	915	733
J40	1	-	1	1	-	4	-	4	1	3
J44	27	25	2	-	2	48	39	9	5	4
J47	23,837	13,103	10,734	4,996	5,738	21,949	12,207	9,742	4,097	5,645
J48	398	162	236	97	139	301	124	177	53	124
J57	7,161	3,847	3,314	2,221	1,093	9,070	5,330	3,740	2,365	1,375
J65	4,013	1,441	2,572	852	1,720	3,417	1,072	2,345	719	1,626
J67	16	-	16	12	4	16	-	16	14	2
J69	535	275	260	104	156	788	489	299	112	187
J71	804	408	396	161	235	808	443	365	217	148
J73	500	103	397	67	330	448	89	359	59	300
J75	28	4	24	12	12	74	9	65	43	22
J79	120	25	95	20	75	186	57	129	39	90
J81	6	-	6	1	5	10	2	8	3	5
Ram Jet - Total	76	-	76	76	-	96	1	95	95	-
RJ43	-	-	-	-	-	19	-	19	19	-
RJ47	61	-	61	61	-	62	1	61	61	-
RJ55	14	-	14	14	-	14	-	14	14	-
RJ67	1	-	1	1	-	1	-	1	1	-
Liquid Rockets - Total	-	-	-	-	-	35	15	20	8	12
LR11	-	-	-	-	-	16	1	15	7	8
LR67	-	-	-	-	-	19	14	5	1	4
LR79	-	-	-	-	-	-	-	-	-	-
LR89	-	-	-	-	-	-	-	-	-	-
Turbo-Props - Total	1,088	544	544	445	99	1,344	696	648	451	197
T31	2	-	2	2	-	2	-	2	2	-
T34	153	42	111	75	36	200	52	148	65	83
T37	1	1	-	-	-	-	-	-	-	-
T38	2	-	2	-	2	2	-	2	-	2
T40	1	-	1	-	1	1	-	1	-	1
T49	7	-	7	-	7	2	-	2	-	2
T51	1	-	1	1	-	1	-	1	1	-
T53	-	-	-	-	-	3	-	3	-	3
T54	4	-	4	-	4	4	-	4	1	3
T56	914	500	414	365	49	1,125	642	483	380	103
T69	2	1	1	1	-	3	2	1	1	-
T300	1	-	1	1	-	1	-	1	1	-
Reciprocating - Total	43,216	20,043	23,173	11,463	11,710	38,566	18,870	19,696	8,728	10,968
0170	18	2	16	14	2	8	2	6	3	3
0190	9	3	6	4	2	8	3	5	3	2
0205	6	1	5	3	2	6	1	5	3	2
0235	1	1	-	-	-	1	1	-	-	-

[redacted]

[redacted]

TABLE 64 – WORLD-WIDE INVENTORY AND STATUS OF USAF AIRCRAFT ENGINES BY RECIPIENT, BY TYPE AND MODEL
SEMI-ANNUAL, FISCAL YEAR 1958 (CONTINUED)

TYPE AND MODEL	31 December 1957					30 June 1958				
			UNINSTALLED					UNINSTALLED		
	Total	Total Installed	Total	Service-able	Repar-able	Total	Total Installed	Total	Service-able	Repar-able
Reciprocating (Cont'd)										
0290	126	3	123	87	36	34	3	31	3	28
0335	364	46	318	263	55	260	46	214	165	49
0355	1	-	1	-	1	1	-	1	-	1
0425	2	-	2	1	1	2	-	2	1	1
0435	70	13	57	40	17	83	24	59	44	15
0470	1,056	504	552	250	302	1,104	591	513	193	320
0480	95	26	69	60	9	61	26	35	24	11
R755	21	-	21	6	15	6	-	6	6	-
R975	12	-	12	-	12	-	-	-	-	-
R985	2,651	1,496	1,155	939	216	2,511	1,459	1,052	604	448
R1300	2,069	1,086	983	606	377	1,877	992	885	490	395
R1340	893	161	732	194	538	636	101	535	102	433
R1820	1,202	616	586	313	273	1,033	521	512	242	270
R1830	4,914	2,126	2,788	1,041	1,747	5,004	2,165	2,839	742	2,097
R2000	3,202	1,373	1,829	505	1,324	2,813	1,360	1,453	413	1,040
R2600	3,031	1,720	1,311	875	436	2,507	1,518	989	743	246
R2800	5,979	2,538	3,441	1,252	2,189	5,011	2,535	2,476	869	1,607
R3350	3,549	1,586	1,963	902	1,061	2,977	1,368	1,609	738	871
R4360	13,936	6,736	7,200	4,105	3,095	12,584	6,120	6,464	3,335	3,129
V1650	9	6	3	3	-	37	34	3	3	-
V1710	-	-	-	-	-	2	-	2	2	-
AIR FORCE RESERVE - TOTAL	1,357	1,179	178	145	33	1,387	1,195	192	150	42
Jet - Total	89	66	23	19	4	22	13	9	7	2
J33	32	29	3	-	3	9	7	2	-	2
J35	4	4	-	-	-	4	4	-	-	-
J47	18	3	15	15	-	8	2	6	6	-
J57	2	1	1	1	-	1	-	1	1	-
J65	3	-	3	3	-	-	-	-	-	-
J73	30	29	1	-	1	-	-	-	-	-
Reciprocating - Total	1,268	1,113	155	126	29	1,365	1,182	183	143	40
0290	1	-	1	1	-	1	-	1	1	-
0335	1	1	-	-	-	1	1	-	-	-
0435	1	-	1	1	-	-	-	-	-	-
0470	4	4	-	-	-	4	4	-	-	-
R985	120	94	26	23	3	90	64	26	23	3
R1300	21	17	4	4	-	4	4	-	-	-
R1820	19	18	1	1	-	24	19	5	4	1
R1830	87	72	15	13	2	79	73	6	3	3
R2000	6	2	4	3	1	1	1	-	-	-
R2600	6	6	-	-	-	-	-	-	-	-
R2800	324	302	22	16	6	93	84	9	6	3
R3350	446	389	57	42	15	649	564	85	71	14
R4360	232	208	24	22	2	419	368	51	35	16
AIR NATIONAL GUARD - TOTAL	3,509	2,770	739	488	251	3,780	2,938	842	593	249
Jet - Total	2,667	2,128	539	318	221	3,007	2,348	659	437	222
J33	714	570	144	73	71	448	325	123	78	45
J35	523	428	95	70	25	595	502	93	66	27
J47	621	473	148	87	61	764	573	191	122	69
J48	145	119	26	18	8	117	91	26	17	9
J49	4	4	-	-	-	4	4	-	-	-
J57	-	-	-	-	-	54	42	12	9	3
J65	527	406	121	65	56	730	568	162	110	52
J73	133	128	5	5	-	295	243	52	35	17

[redacted]

[redacted]

TABLE 64 – WORLD-WIDE INVENTORY AND STATUS OF USAF AIRCRAFT ENGINES BY RECIPIENT, BY TYPE AND MODEL
SEMI-ANNUAL, FISCAL YEAR 1958 (CONTINUED)

TYPE AND MODEL	31 DECEMBER 1957					30 JUNE 1958				
	Total	Total Installed	UNINSTALLED			Total	Total Installed	UNINSTALLED		
			Total	Serviceable	Reparable			Total	Serviceable	Reparable
Reciprocating - Total	842	642	200	170	30	773	590	183	156	27
0470	-	-	-	-	-	1	1	-	-	-
R985	180	103	77	72	5	223	135	88	86	2
R1300	39	30	9	7	2	32	30	2	2	-
R1340	3	3	-	-	-	6	5	1	1	-
R1820	60	54	6	4	2	89	68	21	16	5
R1830	190	136	54	37	17	199	165	34	18	16
R2000	-	-	-	-	-	5	5	-	-	-
R2600	80	55	25	24	1	28	18	10	9	1
R2800	181	153	28	25	3	110	93	17	16	1
R3350	4	4	-	-	-	51	41	10	8	2
V1650	105	104	1	1	-	29	29	-	-	-
MILITARY ASSISTANCE PROGRAM - TOTAL	640	454	186	169	17	1,008	697	311	244	67
Jet - Total	407	301	106	96	10	690	569	121	54	67
J33	41	12	29	25	4	135	99	36	28	8
J35	120	109	11	7	4	95	89	6	6	-
J47	69	38	31	30	1	148	131	17	17	-
J57	1	1	-	-	-	5	5	-	-	-
J65	175	140	35	34	1	305	243	62	3	59
J71	1	1	-	-	-	2	2	-	-	-
Reciprocating - Total	233	153	80	73	7	318	128	190	190	-
0470	8	7	1	1	-	4	3	1	1	-
R985	6	4	2	2	-	8	8	-	-	-
R1300	10	5	5	5	-	16	2	14	14	-
R1340	159	123	36	30	6	69	64	5	5	-
R1820	2	2	-	-	-	-	-	-	-	-
R1830	7	5	2	2	-	7	2	5	5	-
R2000	2	-	2	1	1	1	-	1	1	-
R2600	2	2	-	-	-	2	2	-	-	-
R2800	20	5	15	15	-	194	47	147	147	-
V1650	17	-	17	17	-	17	-	17	17	-
ARMY - TOTAL	274	28	246	194	52	280	135	145	103	42
Jet - Total	12	-	12	1	11	5	1	4	4	-
J33	-	-	-	-	-	1	1	-	-	-
J57	-	-	-	-	-	3	-	3	3	-
J65	1	-	1	1	-	1	-	1	1	-
J69	11	-	11	-	11	-	-	-	-	-
Turbo-Prop - Total	-	-	-	-	-	1	-	1	1	-
T53	-	-	-	-	-	1	-	1	1	-
Reciprocating - Total	262	28	234	193	41	274	134	140	98	42
0335	29	8	21	20	1	12	1	11	5	6
0435	33	-	33	1	32	43	8	35	1	34
0470	7	1	6	4	2	26	21	5	4	1
0480	35	-	35	35	-	74	-	74	74	-
R985	3	-	3	3	-	15	14	1	1	-
R1300	6	3	3	2	1	16	15	1	1	-
R1340	-	-	-	-	-	15	15	-	-	-
R1820	143	11	132	128	4	60	53	7	7	-
R1830	1	-	1	-	1	1	-	1	-	1
R2600	4	4	-	-	-	4	4	-	-	-
R2800	1	1	-	-	-	7	2	5	5	-
R3350	-	-	-	-	-	1	1	-	-	-

[redacted]

[redacted]

TABLE 64 — WORLD-WIDE INVENTORY AND STATUS OF USAF AIRCRAFT ENGINES BY RECIPIENT, BY TYPE AND MODEL
SEMI-ANNUAL, FISCAL YEAR 1958 (CONTINUED)

TYPE AND MODEL	31 DECEMBER 1957					30 JUNE 1958				
	Total	Total Installed	UNINSTALLED			Total	Total Installed	UNINSTALLED		
			Total	Serviceable	Reparable			Total	Serviceable	Reparable
GOVERNMENT FURNISHED - PROPERTY - TOTAL	7,651	3,691	3,960	2,315	1,645	7,305	3,904	3,401	2,095	1,306
Jet - Total	5,626	2,757	2,869	1,619	1,250	5,454	2,771	2,683	1,553	1,130
J30	9	-	9	4	5	5	1	4	-	4
J33	1,233	470	763	253	510	1,235	660	575	362	213
J35	466	98	368	160	208	258	11	247	100	147
J40	4	-	4	4	-	2	-	2	2	-
J47	2,335	1,360	975	639	336	2,452	1,265	1,187	658	529
J48	161	17	144	78	66	131	3	128	49	79
J57	971	608	363	316	47	963	653	310	244	66
J65	59	56	3	2	1	67	61	6	6	-
J69	47	15	32	21	11	37	16	21	15	6
J71	78	38	40	30	10	100	40	60	54	6
J73	144	86	58	47	11	63	46	17	16	1
J75	18	5	13	8	5	23	11	12	5	7
J79	101	4	97	57	40	117	4	113	42	71
J81	-	-	-	-	-	1	-	1	-	1
Ram Jet - Total	15	3	12	12	-	38	12	26	26	-
RJ43	15	3	12	12	-	34	10	24	24	-
RJ47	-	-	-	-	-	4	2	2	2	-
Liquid Rocket - Total	-	-	-	-	-	6	6	-	-	-
LR67	-	-	-	-	-	1	1	-	-	-
LR79	-	-	-	-	-	1	1	-	-	-
LR89	-	-	-	-	-	4	4	-	-	-
Turbo-Prop - Total	195	40	155	118	37	179	40	139	105	34
T34	20	10	10	6	4	24	9	15	13	2
T49	6	-	6	4	2	2	-	2	-	2
T53	9	2	7	4	3	11	1	10	6	4
T56	114	28	86	59	27	83	30	53	28	25
T69	-	-	-	-	-	1	-	1	1	-
T300	46	-	46	45	1	58	-	58	57	1
Reciprocating - Total	1,815	891	924	566	358	1,628	1,075	553	411	142
0170	-	-	-	-	-	1	1	-	-	-
0335	20	7	13	10	3	13	5	8	7	1
0435	123	16	107	61	46	101	19	82	68	14
0470	66	35	31	12	19	34	3	31	12	19
0480	10	2	8	6	2	30	10	20	6	14
R785	1	-	1	-	1	1	-	1	-	1
R975	21	-	21	20	1	19	-	19	18	1
R985	99	26	73	39	34	56	19	37	34	3
R1300	42	6	36	34	2	7	3	4	4	-
R1340	4	1	3	2	1	3	-	3	1	2
R1820	19	6	13	5	8	3	2	1	1	-
R1830	195	72	123	56	67	60	33	27	17	10
R2000	181	59	122	23	99	143	105	38	28	10
R2600	54	45	9	7	2	39	33	6	4	2
R2800	193	134	59	42	17	123	85	38	32	6
R3350	248	171	77	53	24	244	167	77	45	32
R4360	539	311	228	196	32	751	590	161	134	27

[redacted]

[redacted]

TABLE 64 – WORLD-WIDE INVENTORY AND STATUS OF USAF AIRCRAFT ENGINES BY RECIPEINT, BY TYPE AND MODEL
SEMI-ANNUAL, FISCAL YEAR 1958 (CONTINUED)

TYPE AND MODEL	31 DECEMBER 1957					30 JUNE 1958				
	Total	Total - Installed	UNINSTALLED			Total	Total Installed	UNINSTALLED		
			Total	Service-able	Repar-able			Total	Service-able	Repar-able
GOVERNMENT FURNISHED - AIRCRAFT EQUIPMENT	3,611	660	2,951	2,880	71	3,394	400	2,994	2,943	51
Jet - Total	2,780	447	2,333	2,294	39	2,694	284	2,410	2,373	37
J33	143	25	118	117	1	223	33	190	188	2
J35	-	-	-	-	-	3	-	3	3	-
J44	-	-	-	-	-	3	2	1	1	-
J47	151	61	90	89	1	75	18	57	56	1
J57	2,032	199	1,833	1,823	10	1,818	89	1,729	1,717	12
J65	102	68	34	29	5	69	56	13	10	3
J69	149	33	116	109	7	205	12	193	187	6
J71	36	24	12	10	2	11	3	8	8	-
J73	5	1	4	4	-	1	-	1	1	-
J75	28	2	26	25	1	57	5	52	50	2
J79	126	34	92	80	12	221	66	155	147	8
J81	7	-	7	7	-	5	-	5	2	3
J85	1	-	1	1	-	3	-	3	3	-
Ram Jet - Total	8	-	8	8	-	6	-	6	6	-
RJ43	1	-	1	1	-	1	-	1	1	-
RJ47	7	-	7	7	-	5	-	5	5	-
Turbo-Prop - Total	246	59	187	183	4	289	46	243	241	2
T34	43	13	30	28	2	49	2	47	47	-
T53	-	-	-	-	-	5	-	5	5	-
T56	202	46	156	154	2	234	44	190	188	2
T300	1	-	1	1	-	1	-	1	1	-
Reciprocating - Total	577	154	423	395	28	405	70	335	323	12
O470	87	-	87	87	-	87	-	87	87	-
O480	6	-	6	6	-	3	-	3	3	-
R985	4	3	1	1	-	5	4	1	1	-
R1300	113	14	99	99	-	77	5	72	71	1
R1820	227	88	139	113	26	153	40	113	103	10
R1830	8	4	4	4	-	5	2	3	3	-
R2000	6	6	-	-	-	1	1	-	-	-
R2800	119	39	80	79	1	65	13	52	52	-
R3350	6	-	6	6	-	1	-	1	1	-
R4360	1	-	1	-	1	8	5	3	2	1
BAILMENT - TOTAL	392	260	132	102	30	446	271	175	110	65
Jet - Total	258	160	98	79	19	276	166	110	76	34
J30	2	-	2	2	-	-	-	-	-	-
J33	32	19	13	10	3	43	25	18	14	4
J35	27	20	7	5	2	30	24	6	4	2
J44	8	8	-	-	-	8	8	-	-	-
J47	71	52	19	17	2	38	23	15	12	3
J48	8	5	3	3	-	7	4	3	3	-
J57	48	28	20	17	3	69	50	19	16	3
J65	11	6	5	5	-	16	10	6	5	1
J69	10	4	6	4	2	10	4	6	4	2
J71	17	9	8	8	-	12	6	6	6	-
J73	7	1	6	6	-	6	-	6	6	-
J75	-	-	-	-	-	15	7	8	3	5
J79	13	5	8	2	6	21	4	17	3	14
J81	4	3	1	-	1	1	1	-	-	-
Ram Jet - Total	-	-	-	-	-	2	-	2	2	-
RJ43	-	-	-	-	-	2	-	2	2	-

[redacted]

[redacted]

TABLE 64 - WORLD-WIDE INVENTORY AND STATUS OF USAF AIRCRAFT ENGINES BY RECIPIENT, BY TYPE AND MODEL, SEMI-ANNUAL, FISCAL YEAR 1958 (CONTINUED)

TYPE AND MODEL	31 DECEMBER 1957					30 JUNE 1958				
	Total	Total Installed	UNINSTALLED			Total	Total Installed	UNINSTALLED		
			Total	Serviceable	Reparable			Total	Serviceable	Reparable
Turbo-Prop - Total	30	23	7	2	5	45	13	32	10	22
T34	3	-	3	2	1	3	-	3	3	-
T38	4	3	1	-	1	4	3	1	-	1
T53	-	-	-	-	-	5	2	3	3	-
T54	-	-	-	-	-	16	-	16	-	16
T56	23	20	3	-	3	17	8	9	4	5
Reciprocating - Total	104	77	27	21	6	123	92	31	22	9
0290	1	1	-	-	-	2	-	2	-	2
0435	2	2	-	-	-	2	2	-	-	-
0470	2	2	-	-	-	16	12	4	-	4
R985	4	3	1	1	-	7	7	-	-	-
R1300	1	1	-	-	-	3	2	1	1	-
R1340	1	1	-	-	-	1	1	-	-	-
R1820	8	6	2	-	2	3	2	1	1	-
R1830	3	2	1	1	-	8	7	1	1	-
R2000	2	2	-	-	-	4	4	-	-	-
R2600	7	1	6	4	2	2	-	2	2	-
R2800	26	24	2	2	-	29	24	5	4	1
R3350	19	8	11	10	1	19	10	9	8	1
R4360	28	24	4	3	1	27	21	6	5	1

SOURCE: Materiel Statistics Division, Directorate of Statistical Services, Comptroller of the Air Force.

[redacted]

Aviation Fuel & Oil

PART VI

AVIATION FUEL AND OIL

INTRODUCTION AND DEFINITIONS

The information contained in this section summarizes USAF aviation fuel and oil, world-wide, for Fiscal Year 1958.

The data shown in the following tables include fuel and oil inventories, issues and receipts.

DEFINITIONS: The following definitions apply to the terms herein:

AVIATION FUEL - applies to aviation gasoline and jet fuel. Aviation gasoline is graded by octane rating in order - 115/145, 100/130, 91/96 and 80. Jet fuel consists of JP-4 and JP-5 types.

AVIATION OIL - a term which applies to aircraft engine lubricating oil, graded thus - 1120, 1100, 1080, 1065; jet oil - 1015, 1010, 1005; and special jet-7808. It includes reused product.

INVENTORY - product on hand at base, terminal, and in transit.

IN TRANSIT - product on way to destination. Applies to both overseas and zone of interior.

ISSUES - includes fuel consumption for flying purposes, fuel utilized for other than direct flight operations; i.e., marine equipment, engine block testing, and modification centers. "Issues" is broken down into four types: charge sales (issues to users of USAF, USAF Reserve and Air National Guard Aircraft, and other than aircraft), reimbursable sales to other than USAF Aircraft, issues for cash, and exchange account (Canadian AF or Canadian Navy).

RECEIPT - The increase in inventory caused by receipt of incoming shipment of product.

[redacted]

TABLE 65 — INVENTORY OF USAF AVIATION FUEL BY LOCATION
FISCAL YEARS 1956, 1957, AND 1958

LOCATION	BARRELS OF 42 U.S. GALLONS								
	FISCAL YEAR 1958			FISCAL YEAR 1957			FISCAL YEAR 1956		
	Total	Jet	Avgas	Total	Jet	Avgas	Total	Jet	Avgas
WORLD-WIDE - TOTAL . . .	43,406,469	31,463,968	11,942,501	47,079,869	30,557,807	16,522,062	39,187,537	22,303,813	16,883,724
ZONE OF INTERIOR	20,618,928	16,433,081	4,185,847	25,034,572	16,861,521	8,173,051	20,674,799	12,319,431	8,355,368
Base & Modification Center	5,842,114	4,343,864	1,498,250	5,805,258	3,947,987	1,857,271	5,247,516	3,389,327	1,858,189
Terminal	13,442,662	10,904,613	2,538,049	16,804,398	11,137,191	5,667,207	14,195,804	8,169,237	6,026,567
In Transit & Pipeline. . .	1,334,152	1,184,604	149,548	2,424,916	1,776,343	648,573	1,231,479	760,867	470,612
OVERSEAS	22,787,541	15,030,887	7,756,654	22,045,297	13,696,286	8,349,011	18,512,738	9,984,382	8,528,356
Base & Modification Center	8,793,888	5,635,458	3,158,430	8,480,785	5,131,241	3,349,544	8,139,276	4,455,894	3,683,382
Terminal	13,008,701	8,547,449	4,461,252	13,005,356	8,400,218	4,605,138	9,115,108	5,136,699	3,978,409
In Transit	984,952	847,980	136,972	559,156	164,827	394,329	1,258,354	391,789	866,565

SOURCE: Materiel Statistics Division, Directorate of Statistical Services, Comptroller of the Air Force.

TABLE 66 — SUMMARY OF BASE ISSUES OF USAF OWNED AVIATION FUEL BY RECIPIENT
FISCAL YEARS 1956, 1957, AND 1958

RECIPIENT	BARRELS OF 42 U.S. GALLONS								
	FISCAL YEAR 1958			FISCAL YEAR 1957			FISCAL YEAR 1956		
	Total	Jet	Avgas	Total	Jet	Avgas	Total	Jet	Avgas
WORLD-WIDE - TOTAL. . .	115,496,637	82,706,789	32,789,848	106,887,954	72,086,560	34,801,394	97,781,774	64,134,742	33,647,032
Aircraft of USAF Commands. .	99,006,513	71,915,405	27,091,108	91,209,489	62,545,679	28,663,810	80,845,357	54,685,942	26,159,415
Other Than Aircraft (Non-Flying)	3,718,923	2,827,184	891,739	3,563,365	2,676,971	886,394	4,657,986	3,809,642	848,344
Aircraft of Reserve Components	5,078,736	4,181,314	897,422	4,307,258	3,559,769	747,489	3,243,371	2,611,002	632,369
Base Into-Plane Issues . . .	2,874,335	913,312	1,961,023	2,985,706	769,001	2,216,705	2,781,462	709,621	2,071,841
Cash Issues.	10,316	2,764	7,552	14,855	494	14,361	21,720	6,362	15,358
Into-Plane Issues From Contractor & Govt-Owned Products (Other than Base)	4,807,814 a/	2,866,810	1,941,004	4,807,281 a/	2,534,646	2,272,635	6,231,878	2,312,173	3,919,705

a/ Excludes issues to aircraft of USAF commands and reserve components.

SOURCE: Materiel Statistics Division, Directorate of Statistical Services, Comptroller of the Air Force.

[redacted]

[redacted]

TABLE 67 – BASE ISSUES OF USAF AVIATION FUEL BY RECIPIENT
FISCAL YEAR 1958

RECIPIENT	GRADE OF FUEL (BARRELS OF 42 U.S. GALLONS)					
	TOTAL	JET FUEL	AVGAS			
			TOTAL	115/145	110/130	91/96-80
	SUMMARY 1 JULY 1957 - 30 JUNE 1958					
TOTAL NET ISSUES	115,496,637	82,706,789	32,789,848	25,212,986	6,629,916	946,946
Aircraft of USAF Commands (Flying)	99,006,513	71,915,405	27,091,108	21,617,617	4,749,354	724,137
Other Than Aircraft (Non-Flying)	3,718,923	2,827,184	891,739	475,309	335,128	81,302
Aircraft of Reserve Components	5,078,736	4,181,314	897,422	491,825	393,409	12,188
Base Into-Plane Issues	2,874,335	913,312	1,961,023	1,138,927	733,395	88,701
Cash Issues	10,316	2,764	7,552	2,253	3,128	2,171
Into-Plane Issues from Contractor & Govt Owned Products a/	4,807,814	2,866,810	1,941,004	1,487,055	415,502	38,447
	1 JULY 1957 - 31 DECEMBER 1957					
USAF CHARGE SALES						
AIRCRAFT OF USAF COMDS (Flying) - TOTAL	48,081,782	34,775,342	13,306,440	10,396,392	2,531,634	378,414
Air Defense Command	4,622,238	3,910,639	711,599	565,053	142,310	4,236
Air Materiel Command	585,512	248,145	337,367	194,103	136,997	6,267
Air Proving Ground Command	216,611	165,419	51,192	9,610	40,421	1,161
Air Research & Dev. Command	805,633	603,836	201,797	88,145	108,557	5,095
Air Training Command	6,999,337	5,653,485	1,345,852	288,973	741,867	315,012
Air University	123,141	72,214	50,927	1,414	48,247	1,266
Continental Air Command	192,678	43,153	149,525	80,072	65,644	3,809
Headquarters Command	214,323	64,121	150,202	8,566	137,418	4,218
Military Air Transport Service	3,735,058	170,692	3,564,366	3,352,215	204,798	7,353
Strategic Air Command	20,089,047	16,531,371	3,557,676	3,358,412	195,992	3,272
Tactical Air Command	3,353,266	2,845,092	508,174	394,935	109,247	3,992
USAF Security Service	4,987	140	4,847	506	4,277	64
USAF Academy	63,373	42,140	21,233	13,171	7,917	145
Alaskan Air Command	230,584	181,151	49,433	18,032	30,899	502
Air Forces in Europe	2,812,101	2,377,591	434,510	316,054	118,442	14
Caribbean Air Command	12,809	3,845	8,964	747	8,127	90
Pacific Air Forces	1,641,301	1,279,368	361,933	284,322	77,576	35
Joint U. S. Military Group, Spain	407	-	407	335	72	-
Into-Plane (Contractor and Govt. Owned Products) Other Than Base Issues	2,379,376	582,940	1,796,436	1,421,727	352,826	21,883
OTHER THAN AIRCRAFT (Non-Flying) - TOTAL	1,876,775	1,420,721	456,054	243,856	172,839	39,359
P412						
Marine Equipment	2,106	-	2,106	721	767	618
Emergency, Search & Rescue	1,533	-	1,533	188	331	1,014
Engine Block Test (Other Than AMC, IRAN, ARDC, APG & WADC)	134,670	125,159	9,511	5,222	4,164	125
Operational Missiles	21,316	21,311	5	-	5	-
Miscellaneous - USAF	211,152	35,361	175,791	34,639	114,143	27,009
P110 - AMC New Production Aircraft	330,290	329,953	337	8	329	-
P160 - AMC Modernization Program	412,662	393,263	19,399	19,399	-	-
P431 - AMC Maintenance Program	597,707	407,893	189,814	181,791	6,730	1,293
P690 - ARDC, APG & WADC	121,821	107,555	14,266	1,888	7,132	5,246
P923 - Dewline	43,518	226	43,292	-	39,238	4,054
AIRCRAFT OF RESERVE COMPONENTS - TOTAL	2,310,560	1,904,057	406,503	170,890	229,421	6,192
Air Force Reserves	360,928	79,735	281,193	166,214	111,390	3,589
Air National Guard	1,949,632	1,824,322	125,310	4,676	118,031	2,603
REIMBURSABLE AND EXCHANGE ACCOUNTS						
BASE INTO-PLANE ISSUES - TOTAL	1,320,788	401,323	919,465	523,092	354,902	41,471
U. S. Navy	557,015	148,024	408,991	363,586	38,850	6,555
U. S. Marine Corps	60,867	23,562	37,305	24,817	8,331	4,157
U. S. Army	24,262	1,070	23,192	8,617	13,164	1,411
U. S. Government Agencies	16,060	7,298	8,762	3,617	4,999	146
Commercial	374,461	307	374,154	78,894	266,260	29,000
Royal Canadian AF or Navy	27,626	17,947	9,679	7,932	1,715	32
Foreign Governments (Excluding MAP	113,844	80,487	33,357	15,990	17,356	11
Military Assistance Program	80,170	69,218	10,952	7,757	3,127	68
Other Reimbursable Transactions	66,483	53,410	13,073	11,882	1,100	91
INTO-PLANE FROM CONTRACTS & GOVT OWNED PRODUCTS OTHER THAN BASE - TOTAL a/	1,599,359	983,202	616,157	467,357	129,967	18,833
CASH ISSUES - TOTAL	2,646	228	2,418	1,001	931	486

[redacted]

TABLE 67 — BASE ISSUES OF USAF AVIATION FUEL BY RECIPIENT
FISCAL YEAR 1958 (CONTINUED)

RECIPIENT	GRADE OF FUEL (BARRELS OF 42 U.S. GALLONS)					
	TOTAL	JET FUEL	AVGAS			
			TOTAL	115/145	100/130	91/96-80
	1 JANUARY 1958 - 30 JUNE 1958					
USAF CHARGE SALES						
AIRCRAFT OF USAF COMDS (Flying) -						
TOTAL	50,924,731	37,140,063	13,784,668	11,221,225	2,217,720	345,723
Air Defense Command	4,793,696	3,949,539	844,157	683,044	156,453	4,660
Air Materiel Command	639,515	284,281	355,234	216,556	130,081	8,597
Air Research and Dev. Command	964,425	717,433	246,992	109,368	131,887	5,737
Air Training Command	6,268,603	5,286,797	981,806	377,415	341,980	262,411
Air University	162,222	107,687	54,535	1,879	38,844	13,812
Continental Air Command	211,611	24,038	187,573	122,649	61,431	3,493
Headquarters Command	334,557	156,440	178,117	13,508	159,881	4,728
Military Air Transport Service	3,731,976	139,883	3,592,093	3,430,897	153,612	7,584
Strategic Air Command	21,284,517	17,784,991	3,499,526	3,279,401	217,227	2,898
Tactical Air Command	3,886,654	3,339,351	547,303	447,939	92,154	7,210
USAF Security Service	6,908	107	6,801	1,801	4,923	77
USAF Academy	66,751	37,774	28,977	21,174	7,766	37
Alaskan Air Command	252,554	201,485	51,069	23,823	27,205	41
Air Forces in Europe	3,131,659	2,760,732	370,927	276,066	94,850	11
Caribbean Air Command	12,349	3,708	8,641	807	7,826	8
Pacific Air Forces	1,782,902	1,436,194	346,708	288,468	58,178	62
MATS Airlift Service	892	-	892	537	355	-
Joint U. S. Military Group, Spain	165	-	165	159	6	-
Into-Plane (Contractor and Govt. Owned Products Other Than Base Issues	3,392,775	909,623	2,483,152	1,925,734	533,061	24,357
OTHER THAN AIRCRAFT (Non-Flying) -						
TOTAL	1,842,148	1,406,463	435,685	231,453	162,289	41,943
P412						
Marine Equipment	1,680	-	1,680	191	829	660
Emergency Search & Rescue	845	17	828	177	133	518
Engine Block Test (Other Than AMC, IRAN, ARDC, APG & WADC)	156,497	145,694	10,803	6,074	4,648	81
Operational Missiles	3,134	3,134	-	-	-	-
Miscellaneous - USAF	250,838	34,466	216,372	43,516	137,354	35,502
P110 - AMC New Production Aircraft	310,001	305,576	4,425	3,704	721	-
P160 - AMC Modernization Program	389,271	367,038	22,233	22,222	11	-
P431 - AMC Maintenance Program	604,571	442,499	162,072	150,629	11,205	238
P690 - ARDC, APG & WADC	125,305	108,040	17,265	4,940	7,381	4,944
P923 - Devline	6	- 1	7	-	7	-
AIRCRAFT OF RESERVE COMPONENTS -						
TOTAL	2,768,176	2,277,257	490,919	320,935	163,988	5,996
Air Force Reserves	374,822	3,636	371,186	302,436	66,311	2,439
Air National Guard	2,393,354	2,273,621	119,733	18,499	97,677	3,557
REIMBURSABLE AND EXCHANGE ACCOUNTS						
BASE INTO-PLANE ISSUES - TOTAL	1,553,547	511,989	1,041,558	615,835	378,493	47,230
U. S. Navy	675,411	178,885	496,526	455,732	33,371	7,423
U. S. Marine Corps	65,751	24,781	40,970	24,890	11,051	5,029
U. S. Army	26,041	1,324	24,717	4,606	18,363	1,748
U. S. Government Agencies	18,820	9,035	9,785	3,289	6,247	249
Commercial	408,481	1,458	407,023	84,866	289,722	32,435
Royal Canadian AF or Navy	21,509	11,212	10,297	8,633	1,609	55
Foreign Governments (Excluding MAP)	184,223	151,596	32,627	17,279	15,269	79
Military Assistance Program	88,801	80,466	8,335	6,422	1,864	49
Other Reimbursable Transactions	64,510	53,232	11,278	10,118	997	163
INTO-PLANE FROM CONTRACTS & GOVT OWNED PRODUCTS OTHER THAN BASE - TOTAL a/	3,208,455	1,883,608	1,324,847	1,019,698	285,535	19,614
CASH ISSUES - TOTAL	7,670	2,536	5,134	1,252	2,197	1,685

a/ Excludes issues to aircraft of USAF commands and reserve components.

SOURCE: Materiel Statistics Division, Directorate of Statistical Services, Comptroller of the Air Force.

TABLE 68 — AVIATION FUEL RECEIPTS FROM INDUSTRY AND OTHERS FISCAL YEAR 1958

TYPE	BARRELS OF 42 U.S. GALLONS					
	TOTAL	JET FUEL	AVGAS			
			Total	115/145	100/130	91/96-80
GRAND TOTAL	109,829,605	80,025,303	29,804,302	22,557,980	6,320,203	926,119
Bulk from Industry	99,195,775	76,203,504	22,992,271	16,907,566	5,231,061	853,644
Into-Plane from Industry	4,490,698	1,058,700	3,431,998	2,394,129	994,577	43,292
Bulk and Into-Plane from Others	6,143,132	2,763,099	3,380,033	3,256,285	94,565	29,183

SOURCE: Materiel Statistics Division, Directorate of Statistical Services, Comptroller of the Air Force.

TABLE 69 — WORLD-WIDE USAF AVIATION FUEL INVENTORY BY LOCATION SEMI-ANNUAL, FISCAL YEAR 1958

AREA	BARRELS OF 42 U.S. GALLONS					
	TOTAL	JET FUEL	AVGAS			
			Total	115/145	100/130	91/96-80
	AS OF 31 DECEMBER 1957					
WORLD-WIDE - TOTAL	40,259,178	27,163,470	13,095,708	12,190,972	818,450	86,286
ZONE OF INTERIOR						
In Place	17,570,369	12,553,119	5,017,250	4,445,669	499,326	72,255
In Transit	1,073,779	1,024,544	49,235	35,934	2,530	10,771
OVERSEAS						
In Place	21,063,803	13,450,189	7,613,614	7,293,760	316,594	3,260
In Transit	551,227	135,618	415,609	415,609	-	-
OVERSEAS IN PLACE						
Alaska	815,226	571,417	243,809	215,170	26,812	1,827
Northeast	4,140,149	2,478,829	1,661,320	1,653,248	8,072	-
Atlantic	1,596,031	630,341	965,690	965,305	-	385
Europe	2,193,253	1,616,625	576,628	532,441	43,877	310
North Africa-Mid East	2,061,017	1,541,220	519,797	518,935	753	109
United Kingdom	3,666,403	2,889,585	776,818	772,576	4,242	-
Pacific	4,897,560	2,638,651	2,258,909	2,088,658	169,655	596
Caribbean	381,950	45,041	336,909	273,693	63,183	33
Spain	1,312,214	1,038,480	273,734	273,734	-	-
	AS OF 30 JUNE 1958					
WORLD-WIDE - TOTAL	43,406,469	31,463,968	11,942,501	10,990,662	871,845	79,994
ZONE OF INTERIOR						
In Place	19,284,776	15,248,477	4,036,299	3,365,286	594,476	76,537
In Transit	1,334,152	1,184,604	149,548	146,705	2,144	699
OVERSEAS						
In Place	21,802,589	14,182,907	7,619,682	7,341,699	275,225	2,758
In Transit	984,952	847,980	136,972	136,972	-	-
OVERSEAS IN PLACE						
Alaska	1,017,241	689,399	327,842	298,632	28,101	1,109
Northeast	3,310,843	2,090,182	1,220,661	1,218,172	2,489	-
Atlantic	1,805,321	705,419	1,099,902	1,099,009	-	893
Europe	2,285,672	1,829,380	456,292	434,918	21,262	112
North Africa-Mid East	2,778,427	2,216,111	562,316	561,381	785	150
United Kingdom	3,778,081	3,017,985	760,096	755,797	4,299	-
Pacific	4,607,516	2,234,455	2,373,061	2,197,695	174,872	494
Caribbean	298,449	44,674	253,775	210,358	43,417	-
Spain	1,921,039	1,355,302	565,737	565,737	-	-

SOURCE: Materiel Statistics Division, Directorate of Statistical Services, Comptroller of the Air Force.

TABLE 70 — SUMMARY OF USAF AVIATION OIL INVENTORIES BY LOCATION FISCAL YEARS 1956, 1957, AND 1958

LOCATION	BARRELS OF 42 U. S. GALLONS											
	FISCAL YEAR 1958				FISCAL YEAR 1957				FISCAL YEAR 1956			
	Total	Avoil	Jet Oil	Special Jet 7808	Total	Avoil	Jet Oil	Special Jet 7808	Total	Avoil	Jet Oil	Special Jet 7808
WORLD-WIDE - TOTAL	265,742	216,207	37,113	12,422	316,956	262,723	44,609	9,624	269,504	221,840	43,874	3,790
OVERSEAS												
Base and Modification Centers	99,473	82,092	14,185	3,196	97,861	81,345	13,912	2,604	91,503	75,833	14,568	1,102
Terminal	65,415	56,411	7,189	1,815	74,863	62,782	10,899	1,182	81,172	65,840	14,711	621
In Transit	3,975	3,769	-	206	21,396	19,533	1,162	701	10,636	10,183	164	289
ZONE OF INTERIOR												
Base and Modification Centers	96,879	73,935	15,739	7,205	118,268	97,027	16,109	5,132	83,482	69,877	11,858	1,747
Terminal	-	-	-	-	-	-	-	-	2,711	107	2,573	31
In Transit	-	-	-	-	4,568	2,036	2,527	5	-	-	-	-

SOURCE: Materiel Statistics Division, Directorate of Statistical Services, Comptroller of the Air Force.

TABLE 71 — SUMMARY OF BASE ISSUES OF USAF AVIATION OIL BY TYPE FISCAL YEARS 1956, 1957, AND 1958

LOCATION	BARRELS OF 42 U. S. GALLONS											
	FISCAL YEAR 1958				FISCAL YEAR 1957				FISCAL YEAR 1956			
	Total	Avoil	Jet Oil	Special Jet 7808	Total	Avoil	Jet Oil	Special Jet 7808	Total	Avoil	Jet Oil	Special Jet 7808
WORLD-WIDE - TOTAL	482,384	441,903	24,818	15,663	504,385	469,898	25,138	9,349	485,496	452,739	26,700	6,057
USAF CHARGE SALES												
Zone of Interior	345,235	312,735	20,493	12,007	354,381	327,571	19,821	6,989	324,770	298,585	21,288	4,897
Overseas	94,815	89,188	2,930	2,697	107,064	100,436	4,689	1,939	103,363	97,482	4,867	1,014
REIMBURSABLE AND EXCHANGE ACCOUNTS	42,334	39,980	1,395	959	42,940	41,891	628	421	57,363	56,672	545	146

SOURCE: Materiel Statistics Division, Directorate of Statistical Services, Comptroller of the Air Force.

TABLE 72 - WORLD-WIDE USAF AVIATION OIL INVENTORY BY LOCATION SEMI-ANNUAL, FISCAL YEAR 1958

LOCATION	BARRELS OF 42 U.S. GALLONS							
	Total	Avoil	Jet Oil	Special Jet 7808	Total	Avoil	Jet Oil	Special Jet 7808
	AS OF 31 DECEMBER 1957				AS OF 30 JUNE 1958			
WORLD-WIDE - TOTAL	284,841	231,967	40,173	12,701	265,742	216,207	37,113	12,422
OVERSEAS	179,589	150,328	24,280	4,981	168,863	142,272	21,374	5,217
Base	104,148	86,753	14,530	2,865	99,473	82,092	14,185	3,196
Terminal	69,123	57,503	9,750	1,870	65,415	56,411	7,189	1,815
Modification Centers	17	17	-	-	-	-	-	-
In Transit	6,301	6,055	-	246	3,975	3,769	-	206
ZONE OF INTERIOR	105,252	81,639	15,893	7,720	96,879	73,935	15,739	7,205
Base	103,837	80,903	15,514	7,420	96,777	73,833	15,739	7,205
Terminal	-	-	-	-	-	-	-	-
Modification Centers	1,415	736	379	300	102	102	-	-
In Transit	-	-	-	-	-	-	-	-

SOURCE: Materiel Statistics Division, Directorate of Statistical Services, Comptroller of the Air Force.

TABLE 73 — SUMMARY OF BASE ISSUES OF USAF AVIATION OIL BY TYPE FISCAL YEAR 1958

RECIPIENT	BARRELS OF 42 U.S. GALLONS			
	Total	Avoil	Jet Oil	Special Jet 7808
WORLD-WIDE - TOTAL	482,384	441,903	24,818	15,663
ISSUED TO				
USAF CHARGE SALES				
Aircraft of USAF Commands (Flying)	380,050	353,462	15,841	10,747
Other Than Aircraft (Non-Flying)	42,656	32,751	6,477	3,428
Aircraft of Reserve Components	17,344	15,710	1,105	529
REIMBURSABLE AND EXCHANGE ACCOUNTS				
Base Into-Plane Issues	20,969	20,554	232	183
Into-Plane from Contractor and Government Owned Products (Other than Base) Issues	21,271	19,332	1,163	776
Cash Issues	94	94	-	-

SOURCE: Materiel Statistics Division, Directorate of Statistical Services, Comptroller of the Air Force

TABLE 74 — AVIATION OIL RECEIPTS FROM INDUSTRY AND OTHERS FISCAL YEAR 1958

RECIPIENT	BARRELS OF 42 U.S. GALLONS			
	Total	Avoil	Jet Oil	Special Jet 7808
TOTAL	454,919	414,401	21,915	18,603
Bulk from Industry	385,843	346,439	20,969	18,435
Into-Plane from Industry	41,011	40,822	188	1
Bulk and Into-Plane from Others	28,065	27,140	758	167

SOURCE: Materiel Statistics Division, Directorate of Statistical Services, Comptroller of the Air Force.

Vehicles

PART VII

VEHICLES

INTRODUCTION AND DEFINITIONS

The tables included in this section provide summary data on the status of the USAF World-Wide Vehicle Inventory. Air Force Regulation 77-1, and Air Force Manual 171-5, Volume II constitute the basic authority for the system.

BASE STOCK. Vehicles on the property account of the base supply officer.

DEPOT STOCK. Vehicles in a depot for depot repair or storage (includes vehicles at commercial sites).

EXCESS TO INDIVIDUAL ORGANIZATIONS. Vehicles in excess to requirements of the individual responsible organizations. (These vehicles are not necessarily excess to total Air Force needs.)

INTRANSIT. Vehicles enroute from the manufacturer to a command, or from one command to another.

IN-USE. Vehicles assigned for use.

WAR READINESS AND SPECIAL PROJECTS. Vehicles committed to AF-GEN-1-50-OPR (Sea Weed and Night Life) and other special projects.

UNECONOMICALLY REPARABLE. Vehicles which are uneconomically reparable in accordance with TO 36A-1-70 (Maximum Repair Allowances for USAF Vehicles).

UNREPORTED STATUS. Vehicles which have been incorrectly reported, i.e., one of the above terms has not been used to correctly identify the status of the vehicle.

INDIGENOUS. Refers to off-shore procurement and occupation cost acquired vehicles.

505282 O - 59 - 11

[redacted]

TABLE 75 – USAF VEHICLE INVENTORY BY MAJOR AIR COMMAND
AS OF 30 JUNE 1958

COMMAND	TOTAL	IN-USE	BASE ACCOUNT			EXCESS TO INDIV. ORG.	WAR READINESS AND SPECIAL PROJECTS	DEPOT ACCOUNT			INTRANSIT	UNREPORTED STATUS	INDIG 2/
			Serv., Rep.	Pending Reassign 1/	Unecon. Rep.			Serv.	Rep.	Unecon. Rep.			
TOTAL	167,689	122,450	3,839	4,300	1,157	3,671	9,188	10,851	2,395	25	9,524	289	7,792
Alaskan Air	4,207	2,826	356	56	1	15	684	1	-	1	262	5	-
Air Force Academy	305	217	-	-	-	-	71	-	-	-	17	-	-
Air Defense	11,074	9,480	296	345	39	144	14	-	-	-	687	69	-
Air Finance Center	6	4	-	-	-	-	-	-	-	-	-	2	-
Air Materiel	37,417	18,607	422	611	296	743	1,352	10,811	2,390	22	2,105	58	486
Air Research and Development	6,498	5,665	34	198	106	51	35	-	-	-	402	7	-
Air Training	10,603	10,083	130	179	47	10	-	-	-	-	154	-	-
Air University	774	754	7	-	2	-	-	-	-	-	10	1	-
Caribbean Air	444	400	1	-	-	5	31	-	-	-	6	1	-
Civil Air Patrol	57	56	1	-	-	-	-	-	-	-	-	-	-
Continental Air	4,024	3,045	26	122	47	129	3	4	-	1	647	-	-
Pacific Air Force	14,409	11,647	1,157	367	257	127	150	3	-	-	697	4	-
Headquarters Command	2,085	1,991	5	-	12	4	1	-	1	1	67	3	1
Military Air Transport Service	8,706	7,210	44	112	14	254	677	-	-	-	381	14	26
Strategic Air	30,611	24,340	550	828	217	504	3,149	-	1	-	1,009	13	517
Tactical Air	8,506	7,622	35	231	34	115	5	2	-	-	389	73	-
U. S. Air Forces in Europe	26,406	17,248	775	1,187	85	1,367	3,016	30	3	-	2,657	38	6,696
USAF Security Service	1,557	1,255	-	64	-	203	-	-	-	-	34	1	66

1/ Vehicles in base account being held or required for reassignment in accordance with authorized requirement.

2/ "Indigenous" - Offshore procurement and occupation cost acquired vehicles. These quantities are included in the previous columns of this table.

SOURCE: Materiel Statistics Division, Directorate of Statistical Services, Comptroller of the Air Force.

[redacted]

TABLE 76 — USAF VEHICLE INVENTORY BY DESIGN, APPLICATION AND USE AS OF 30 JUNE 1958

DESIGN, APPLICATION AND USE	TOTAL	IN-USE	BASE ACCOUNT			EXCESS TO INDIV. ORG.	WAR READINESS AND SPECIAL PROJECTS	DEPOT ACCOUNT			INTRANSIT	UNREPORTED STATUS	INDIG 2/
			Serv., Rep.	Pending Reassign 1/	Unecon. Rep.			Serv.	Rep.	Unecon. Rep.			
TOTAL	167,689	122,450	3,839	4,300	1,157	3,671	9,188	10,851	2,395	25	9,524	289	7,792
Commercial Design													
General Purpose	43,255	38,921	580	759	328	473	621	65	162	6	1,296	44	5,260
Sedans	5,399	4,997	81	62	44	44	10	4	8	2	140	7	474
Bus, 27-33 Passenger, BOC and Integral	3,210	2,729	98	60	21	18	98	10	60	1	112	3	334
Bus, 37-44 Passenger, BOC, Integral and Convertible	458	410	7	18	-	1	-	-	4	-	18	-	1
Bus, Other	122	107	-	1	1	1	3	1	2	-	6	-	98
Station Wagon	3,252	3,114	20	30	-	9	9	-	1	-	65	4	157
Ambulance, Metropolitan	564	504	6	21	1	6	8	-	1	-	16	1	27
Carryall, Suburban	1,906	1,614	57	29	39	24	26	5	14	1	94	3	360
Motorcycles and Motor Bikes	801	713	6	19	26	12	-	-	-	-	23	2	-
Trucks	22,575	20,504	231	408	171	214	277	32	69	1	650	18	2,921
Truck Tractors	4,884	4,174	72	106	25	137	190	13	3	1	157	6	887
Trailers and Semi-trailers	-	-	-	-	-	-	-	-	-	-	-	-	-
Other	84	55	2	5	-	7	-	-	-	-	15	-	1
Special Purpose	5,033	4,197	106	153	32	79	142	110	16	-	194	5	273
Trucks	1,790	1,503	39	39	8	22	44	60	3	-	71	1	123
Trailers and Semi-trailers	-	-	-	-	-	-	-	-	-	-	-	-	-
Aircraft Towing Tractors	-	-	-	-	-	-	-	-	-	-	-	-	-
Sweepers	2,028	1,658	37	66	13	30	81	49	11	-	81	2	105
Snowplows	1,212	1,033	30	48	11	27	16	1	2	-	42	2	45
Other	3	3	-	-	-	-	-	-	-	-	-	-	-
Construction and Base Maintenance Equipment	11,631	8,264	340	309	155	304	275	874	195	5	879	31	249
Crane Shovels	1,540	1,113	38	29	15	29	64	109	33	-	108	2	24
Tractors	4,924	3,624	140	108	88	113	85	305	93	2	352	14	184
Loaders	219	177	6	7	5	13	-	1	2	-	8	-	-
Road Maintenance Equipment	2,548	1,712	91	81	28	73	76	231	14	3	230	9	36
Compressors	450	292	13	5	10	14	10	4	35	-	66	1	-
Mixing and Paving Equipment	629	376	19	22	2	22	17	120	4	-	47	-	-
Rock Crushing Equipment	38	20	2	-	1	2	6	-	-	-	7	-	-
Other	1,283	950	31	57	6	38	17	104	14	-	61	5	5

[redacted]

[redacted]

TABLE 76 — USAF VEHICLE INVENTORY BY DESIGN, APPLICATION, AND USE
AS OF 30 JUNE 1958 (CONTINUED)

DESIGN, APPLICATION AND USE	TOTAL	IN-USE	BASE ACCOUNT			EXCESS TO INDIV. ORG.	WAR READINESS AND SPECIAL PROJECTS	DEPOT ACCOUNT			INTRANSIT	UNREPORTED STATUS	INDIG 2/
			Serv., Rep.	Pending Reassign 1/	Unecon. Rep.			Serv.	Rep.	Unecon. Rep.			
Commercial Design (Cont)													
Materials Handling Equipment	19,182	15,329	484	603	252	361	595	371	435	6	723	23	277
Tractor, Warehouse	8,014	6,477	154	273	128	90	361	79	103	4	338	7	21
Truck, Fixed Platform	60	37	6	3	-	-	-	9	3	-	2	-	-
Truck, Forklift	9,813	7,875	280	288	116	193	230	181	312	2	321	15	164
Truck, Straddle Carry	209	187	6	4	3	2	-	-	2	-	5	-	-
Crane, Truck	790	542	27	26	2	37	4	95	14	-	42	1	-
Other	296	211	11	9	3	39	-	7	1	-	15	-	92
Military Design													
General Purpose	54,084	31,994	1,483	1,473	203	1,501	4,880	7,510	988	5	3,931	116	576
Ambulances	1,106	687	20	35	2	19	188	40	36	-	76	3	-
Armored Cars	316	135	20	17	2	20	90	-	8	-	21	3	-
Trucks	29,396	18,002	868	691	117	803	2,638	3,706	568	4	1,924	75	107
Truck Tractors	5,378	3,261	106	172	20	107	980	300	85	-	342	5	387
Semi-trailers	5,310	3,730	91	146	33	77	159	665	119	1	282	7	32
Trailers	10,966	5,512	339	348	23	361	786	2,321	155	-	1,100	21	50
Other	1,612	667	39	64	6	114	39	478	17	-	186	2	-
Special Purpose	33,585	23,100	826	977	185	940	2,641	1,843	586	3	2,416	68	1,148
Trucks	9,473	6,699	193	300	60	257	583	489	241	-	633	18	159
Truck Tractors	722	484	18	14	2	21	47	83	18	1	34	-	-
Semi-trailers	8,537	5,951	251	206	56	206	1,128	94	148	-	479	18	864
Trailers	11,346	7,306	261	342	64	377	657	1,154	162	2	1,006	15	124
Aircraft Towing Tractors	3,441	2,614	97	112	3	79	215	23	17	-	264	17	1
Sweepers and Snowplows	-	-	-	-	-	-	-	-	-	-	-	-	-
Other	66	46	6	3	-	-	11	-	-	-	-	-	-
Construction and Base Maintenance Equipment	808	569	19	24	1	11	33	77	13	-	59	2	-
Compressors, Truck and Trailer, Mounted	-	-	-	-	-	-	-	-	-	-	-	-	-
Other	808	569	19	24	1	11	33	77	13	-	59	2	-
"Incompletely Processed Stock Number" Vehicles	111	76	1	2	1	2	2	1	-	-	26	-	9

1/ Vehicles in base account being held or required for reassignment in accordance with authorized requirement.
2/ "Indigenous" - Offshore procurement and occupation cost acquired vehicles. These quantities are included in the previous columns of this table.

SOURCE: Materiel Statistics Division, Directorate of Statistical Services, Comptroller of the Air Force

[redacted]

TABLE 77 – COMMAND USAF VEHICLE INVENTORY BY DESIGN, APPLICATION AND USE
AS OF 30 JUNE 1958

DESIGN, APPLICATION AND USE	TOTAL	COMMAND								
		AAC	AFA	ADC	AFFC	AMC	ARD	ATC	AU	CAIRC
TOTAL	167,689	4,207	305	11,074	6	37,417	6,498	10,603	774	444
Commercial Design										
General Purpose	43,255	793	129	3,977	1	5,748	2,148	5,601	557	236
Passenger Carrying	15,712	238	47	1,615	1	1,714	540	2,265	346	103
Trucks	22,575	525	63	1,955	-	3,289	1,371	2,638	187	122
Truck Tractors	4,884	28	19	399	-	708	228	696	24	11
Trailers and Semi-trailers	-	-	-	-	-	-	-	-	-	-
Other	84	2	-	8	-	37	9	2	-	-
Special Purpose	5,033	269	20	650	-	669	175	346	18	7
Trucks	1,790	105	2	151	-	303	76	149	9	2
Truck Tractors	-	-	-	-	-	-	-	-	-	-
Trailers and Semi-trailers	-	-	-	-	-	-	-	-	-	-
Aircraft Towing Tractors	-	-	-	-	-	-	-	-	-	-
Sweepers	2,028	65	11	203	-	266	84	168	9	5
Snowplows	1,212	99	7	296	-	100	12	29	-	-
Other	3	-	-	-	-	-	3	-	-	-
Construction and Base Maintenance Equipment	11,631	440	36	1,030	-	2,855	526	917	72	39
Crane Shovels	1,540	51	3	93	-	450	74	80	9	4
Tractors	4,924	190	12	468	-	1,211	209	434	34	22
Loaders	219	8	1	31	-	43	11	16	1	-
Road Maintenance Equipment	2,548	120	10	251	-	499	119	194	8	7
Compressors	450	6	1	35	-	128	20	29	2	2
Mixing and Paving Equipment	629	18	1	40	-	199	28	37	5	1
Rock Crushing Equipment	38	4	-	6	-	11	3	-	-	-
Other	1,283	43	8	106	-	314	62	127	13	3
Materials Handling Equipment	19,182	329	48	1,325	5	7,509	698	1,045	45	54
Tractor, Warehouse	8,014	93	29	623	-	2,290	297	637	25	26
Truck, Fixed Platform	60	-	-	1	-	55	1	-	-	-
Truck, Forklift	9,813	230	19	540	5	4,709	352	340	19	28
Truck, Straddle Carry	209	-	-	-	-	57	3	2	-	-
Crane, Truck	790	2	-	134	-	238	42	50	1	-
Other	296	4	-	27	-	160	3	16	-	-

TABLE 77 – COMMAND USAF VEHICLE INVENTORY BY DESIGN, APPLICATION AND USE AS OF 30 JUNE 1958 (CONTINUED)

DESIGN, APPLICATION AND USE	COMMAND								
	CAP [1]	CONAC	PAF	HQC	MATS	SAC	TAC	USAFE	USS
TOTAL	57	4,024	14,409	2,085	8,706	30,611	8,506	26,406	1,557
Commercial Design									
General Purpose	57	1,989	1,422	1,437	2,126	9,063	1,888	5,995	88
Passenger Carrying	57	616	1,036	1,063	618	2,899	523	2,000	31
Trucks	-	1,152	257	314	1,289	5,260	1,050	3,046	57
Truck Tractors	-	213	129	58	219	891	313	948	-
Trailers and Semi-trailers	-	-	-	-	-	-	-	-	-
Other	-	8	-	2	-	13	2	1	-
Special Purpose	-	200	260	58	315	1,430	192	421	3
Trucks	-	60	111	32	178	376	77	156	3
Truck Tractors	-	-	-	-	-	-	-	-	-
Trailers and Semi-trailers	-	-	-	-	-	-	-	-	-
Aircraft Towing Tractors	-	-	-	-	-	-	-	-	-
Sweepers	-	88	116	15	91	602	114	191	-
Snowplows	-	52	33	11	46	452	1	74	-
Other	-	-	-	-	-	-	-	-	-
Construction and Base Maintenance Equipment	-	408	808	92	530	2,217	476	1,184	1
Crane Shovels	-	38	115	15	78	282	52	196	-
Tractors	-	187	286	50	200	906	230	484	1
Loaders	-	7	17	3	12	60	8	1	-
Road Maintenance Equipment	-	87	202	11	131	521	81	307	-
Compressors	-	19	36	7	13	93	18	41	-
Mixing and Paving Equipment	-	21	53	2	29	109	15	71	-
Rock Crushing Equipment	-	-	4	-	4	-	-	6	-
Other	-	49	95	4	63	246	72	78	-
Materials Handling Equipment	-	395	1,139	127	1,196	3,316	631	1,304	16
Tractor, Warehouse	-	211	585	80	552	1,608	365	592	1
Truck, Fixed Platform	-	-	-	-	-	2	1	-	-
Truck, Forklift	-	158	512	40	589	1,369	233	655	15
Truck, Straddle Carry	-	-	-	-	-	147	-	-	-
Crane, Truck	-	18	28	4	38	158	22	55	-
Other	-	8	14	3	17	32	10	2	-

TABLE 77 – COMMAND USAF VEHICLE INVENTORY BY DESIGN, APPLICATION AND USE AS OF 30 JUNE 1958 (CONTINUED)

DESIGN, APPLICATION AND USE	Total	COMMAND								
		AAC	AFA	ADC	AFFC	AMC	ARD	ATC	AU	CAIRC
Military Design										
General Purpose	54,084	1,558	44	1,766	-	14,441	1,302	896	18	59
Passenger Carrying	1,422	50	2	127	-	256	46	75	3	2
Trucks	29,396	975	10	1,010	-	6,694	628	281	6	30
Truck Tractors	5,378	238	-	84	-	1,030	66	58	-	7
Semi-trailers	5,310	90	21	210	-	2,173	207	198	9	11
Trailers	10,966	187	9	276	-	3,599	303	257	-	9
Other	1,612	18	2	59	-	689	52	27	-	-
Special Purpose	33,585	807	24	2,264	-	6,024	1,597	1,720	59	47
Trucks	9,473	237	11	531	-	2,001	514	564	20	18
Truck Tractors	722	9	1	37	-	211	27	50	2	5
Semi-trailers	8,537	195	-	425	-	1,183	439	621	19	7
Trailers	11,346	276	10	810	-	2,322	513	428	17	17
Aircraft Towing Tractors	3,441	73	2	461	-	307	104	57	1	-
Sweepers and Snowplows	-	-	-	-	-	-	-	-	-	-
Other	66	17	-	-	-	-	-	-	-	-
Construction and Base Maintenance Equipment	808	11	2	57	-	156	27	76	5	2
Compressors, Truck and Trailer, Mounted	-	-	-	-	-	-	-	-	-	-
Other	808	11	2	57	-	156	27	76	5	2
"Incompletely Processed Stock Number" Vehicles	111	-	2	5	-	15	25	2	-	-

TABLE 77 — COMMAND USAF VEHICLE INVENTORY BY DESIGN, APPLICATION AND USE AS OF 30 JUNE 1958 (CONTINUED)

DESIGN, APPLICATION AND USE	COMMAND								
	CAP[1]	CONAC	PAF	HQC	MATS	SAC	TAC	USAFE	USS
Military Design									
General Purpose	-	326	8,062	201	2,573	7,616	2,842	11,309	1,071
Passenger Carrying	-	33	186	10	42	293	52	245	-
Trucks	-	53	5,661	91	1,409	4,367	1,549	6,320	312
Truck Tractors	-	17	644	3	192	1,159	186	1,428	266
Semi-trailers	-	125	466	35	185	764	188	624	4
Trailers	-	91	1,011	38	710	951	807	2,498	220
Other	-	7	94	24	35	82	60	194	269
Special Purpose	-	680	2,644	164	1,919	6,735	2,430	6,094	377
Trucks	-	230	771	41	455	1,904	569	1,575	32
Truck Tractors	-	36	43	4	30	115	36	115	1
Semi-trailers	-	209	542	80	366	1,839	462	1,861	289
Trailers	-	150	1,030	34	859	2,119	750	1,956	55
Aircraft Towing Tractors	-	55	252	5	209	746	613	556	-
Sweepers and Snowplows	-	-	-	-	-	-	-	-	-
Other	-	-	6	-	-	12	-	31	-
Construction and Base Maintenance Equipment	-	23	69	4	40	221	43	72	-
Compressors, Truck and Trailer, Mounted	-	-	-	-	-	-	-	-	-
Other	-	23	69	4	40	221	43	72	-
"Incompletely Processed Stock Number" Vehicles	-	3	5	2	7	13	4	27	1

1/ Although CAP is not a major air command, it reports separately and possesses USAF vehicles.

SOURCE: Materiel Statistics Division, Directorate of Statistical Services, Comptroller of the Air Force

War Readiness Materiel

PART VIII

WAR READINESS MATERIEL

(Previously designated: MOBILIZATION RESERVE)

INTRODUCTION

The data on selected items of War Readiness Materiel (WRM) included in this section are based on information submitted in accordance with Air Force Regulation 67-43, and changes thereto.

The tables provide summary data depicting pre-stockage of equipment, supplies, and war consumables under two AF-GEN sub-projects: PROJECT SEAWEED, PROJECT NIGHT LIFE and FLYAWAY KITS.

DEFINITIONS

AF-GEN: The world-wide Air Force program for the distribution of those WRM items on hand or on order.

PROJECT SEAWEED: The project which directs the pre-stocking and pre-positioning of certain WRM supplies and equipment at overseas depots and bases to meet war plan requirements.

PROJECT NIGHT LIFE: The project which directs the pre-stocking and pre-positioning of certain WRM assets as follows:

At Continental U. S. bases to support immediate and continued operations after D-Day.

At Continental U. S. depots to be retained as a bulk reserve not required to be prepackaged.

STATION SET: Constitutes minimum requirements of mission-type equipment for wartime operations under austere conditions.

AEE: Absolute Essential Equipment. A list of station and housekeeping set items which, because they are considered the absolute minimum required to mount the first strike, must be available at the forward base.

FLYAWAY KIT: An air-transportable package of specified aircraft spare parts and technical supplies required to maintain a particular type and quantity of aircraft for thirty (30) days combat at wartime operating rates.

[redacted]

TABLE 78 – PRE-STOCKAGE OF SELECTED ITEMS OF WAR READINESS MATERIEL OVERSEAS PROJECT SEAWEED

ITEM	UNIT OF MEASURE	QUANTITY ON HAND	
		15 December 1957	15 July 1958
EQUIPMENT AND SUPPLIES			
Station Sets	Pieces	161,637	177,647
Absolute Essential Equipment		26,216	30,016
Not Absolute Essential Equipment		135,421	147,631
Housekeeping Sets		729,266	a/
Absolute Essential Equipment		366,980	a/
Not Absolute Essential Equipment		362,286	a/
WAR CONSUMABLES			
In Flight Packets	Each	911,050	1,001,814
Auxiliary Fuel Tanks	Each	26,654	31,368
Pylon Assemblies	Each	2,995	3,220
Window Material	Cartons	414,389	392,806
Dropsondes	Each	3,991	1,667
Drop Kits	Each	123	240
B-47 Short Bay Hi-Density Kits	Each	-	136
Gaseous Oxygen	Cubic Feet	4,608,648	2,943,363
Methyl Alcohol	Gallons	5,920,609	5,359,849
De-Icing Fluid	Gallons	811,609	670,777
Fuel Filter De-Icing Fluid (Ethyl)	Gallons	7,035	6,580
AMMUNITION AND RELATED ITEMS (SELECTED)			
ATO Racks	Each	1,671	3,451
Airborne Weapons (Guns)	Each	1,004	1,705
Film, Black & White Class L & N	Feet	22,522	274,204
Gun and Impact Camera, 50' Mag	Each	3,521	4,325

a/ Information no longer available due to revised reporting instructions in AFR 67-43.

SOURCE: Materiel Statistics Division, Directorate of Statistical Services, Comptroller of the Air Force.

[redacted]

[redacted]

TABLE 79 - PRE-STOCKAGE OF SELECTED ITEMS OF WAR READINESS MATERIEL IN CONTINENTAL U.S. — PROJECT NIGHT LIFE AND FLYAWAY KITS

ITEM	UNIT OF MEASURE	QUANTITY ON HAND	
		15 December 1957	15 July 1958
EQUIPMENT AND SUPPLIES			
Station Sets	Pieces	46,324	40,119
Absolute Essential Equipment		1,958	2,473
Not Absolute Essential Equipment		44,366	37,646
WAR CONSUMABLES			
Auxiliary Fuel Tanks	Each	11,502	16,489
Window Material	Cartons	248,434	197,630
Gaseous Oxygen	Cubic Feet	3,237,687	2,708,316
Methyl Alcohol	Gallons	1,490,040	1,524,808
De-Icing Fluid	Gallons	392,949	596,377
Fuel Filter De-Icing Fluid (Ethyl)	Gallons	54,661	52,700
Dropsondes	Each	888	868
Drop Kits	Each	35	99
AMMUNITION & RELATED ITEMS (SELECTED)			
ATO Racks	Each	4,765	5,140
Airborne Weapons (Guns)	Each	116	482
Film, Black & White			
Gun and Impact Camera, 50' Mag	Each	10,647	-
Class L	Feet	10,368	-
North American Data Air Recorder (NADAR)	Each	-	98

ITEM BY COMMAND AND TYPE OF AIRCRAFT	15 January 1958	15 July 1958
FLYAWAY KITS - TOTAL	274	276
STRATEGIC AIR COMMAND	222	217
Bombers	137	128
Cargo	48	49
Tankers	37	40
OTHER COMMANDS 1/	52	59
Bombers	8	7
Fighters	27	36
Cargo	12	12
Search & Rescue	3	2
Tankers	2	2

1/ ADC, MATS and TAC.

SOURCE: Materiel Statistics Division, Directorate of Statistical Services, Comptroller of the Air Force

[redacted]

Stockpiling

PART IX

STATUS OF THE USAF STRATEGIC MATERIALS STOCKPILING PROGRAM

The tables included in this section provide data on the "USAF Strategic Materials Stockpiling Program" for Fiscal Year 1958. The information on this subject covers the availability of storage space, its utilization by depot, and the tonnage occupying such space.

[redacted]

TABLE 80 - STATUS OF THE STRATEGIC MATERIALS STOCKPILING PROGRAM WITHIN THE DEPARTMENT OF THE AIR FORCE, BY MATERIAL AS OF 30 JUNE 1958

MATERIAL	DEPOT	IN SQUARE FEET						TOTAL TONS ON HAND
		STORAGE SPACE ALLOCATED BY DEPT OF AIR FORCE		STORAGE SPACE OCCUPIED BY STRATEGIC MATERIALS		BALANCE OF SPACE AVAILABLE		
		Warehouse	Open	Warehouse	Open	Warehouse	Open	
TOTAL		1,392,247	4,486,573	1,356,966	4,131,597	43,560	362,531	2,624,577
Aluminum	Marietta	-	105,000	-	79,358	-	25,642	16,392
	Maywood	-	3,648	-	3,648	-	-	971
	Mira Loma	-	118,336	-	118,336	-	-	19,914
Aluminum Alloy Plate	Maywood	288	-	288	-	-	-	42
Antimony Metal	Rome	3,950	8,650	3,950	8,650	-	-	3,115
Tank	SAAMA	4,000	-	4,000	-	-	-	943
Bauxite	Baton Rouge	-	1,642,028	-	1,642,028	-	-	1,402,503
Beryllium Copper Master Alloy	Marietta	-	-	a/ 6,822	-	-	-	2,217
Beryllium Ore	Marietta	-	36,000	-	43,555	-	-	9,853
	Rome	800	-	800	-	-	-	15
Brass	Rome	1,200	8,500	1,200	8,492	-	8	1,719
Cadmium	Marietta	-	-	a/ 712	-	-	-	238
Celestite	Marietta	-	80,000	-	68,753	-	11,247	13,646
Chrome Metallurgical Ore	Marietta	-	451,000	-	442,960	-	8,040	214,918
Chrome Refractory Ore	Marietta	-	110,000	-	103,490	-	6,510	74,747
Cobalt	Marietta	-	-	a/ 3,848	-	-	-	1,480
	Mira Loma	4,400	-	2,993	-	1,407	-	585
Copper	Maywood	-	44,250	-	44,250	-	-	23,628
	Rome	-	229,900	-	229,890	-	10	109,954
Copper-Cakes, Slabs, Bullets, Ingots, Ingot Bars	Terre Haute	684	-	684	-	-	-	326
Cordage Fiber	Mira Loma	35,000	-	22,432	-	12,568	-	1,526
Feathers and Down	Mira Loma	17,000	-	11,560	-	5,440	-	251
Flourspar Metallurgical Ore	Marietta	-	143,000	-	112,594	-	30,406	26,493
	Terre Haute	-	54,380	-	54,380	-	-	16,815
Graphite	Marietta	-	-	a/22,544	-	-	-	3,440
	Rome	22,000	-	21,604	-	396	-	2,419
Iodine	Mira Loma	1,500	-	1,500	-	-	-	139
Lead	Baton Rouge	-	500,000	-	410,974	-	89,026	152,230
	Marietta	-	50,000	-	45,079	-	4,921	25,650
	Maywood	-	28,450	-	28,450	-	-	18,597
	Mira Loma	-	20,000	-	6,417	-	13,583	3,340
	Rome	-	51,900	-	48,306	-	3,594	10,090
Manganese Battery Grade Ore	Marietta	-	149,000	-	114,000	-	35,000	33,092
Manganese Ore, Battery Grade, Synthetic	Topeka	25,000	-	23,550	-	1,450	-	5,107
Manganese Metallurgical Ore	Marietta	-	317,000	-	290,133	-	26,867	183,588
Manganese Ore Type B, Chemical	Marietta	-	10,000	-	3,860	-	6,140	106

[redacted]

[redacted]

TABLE 80 - STATUS OF THE STRATEGIC MATERIALS STOCKPILING PROGRAM WITHIN THE DEPARTMENT OF THE AIR FORCE, BY MATERIAL AS OF 30 JUNE 1958 (CONTINUED)

MATERIAL	DEPOT	IN SQUARE FEET						TOTAL TONS ON HAND
		STORAGE SPACE ALLOCATED BY DEPT OF AIR FORCE		STORAGE SPACE OCCUPIED BY STRATEGIC MATERIAL		BALANCE OF SPACE AVAILABLE		
		Warehouse	Open	Warehouse	Open	Warehouse	Open	
Manganese Ferro	Mira Loma	-	60,000	-	-	-	60,000	0
Magnesium	SAAMA	-	29,100	-	29,100	-	-	2,396
Mercury	Marietta	-	-	a/ 3,740		-	-	488
	Terre Haute	3,340	-	3,340	-	-	-	537
	Rome	7,200	-	7,147	-	53	-	413
Mercury Flasks	Terre Haute	140	-	140	-	-	-	b/ 3,934
MICA	MAAMA	23,874	-	23,874	-	-	-	2,245
	Rome	54,700	-	54,672	-	28	-	5,341
	Terre Haute	23,040	-	23,040	-	-	-	2,784
Molybdenum	MAAMA	1,235	-	1,235	-	-	-	246
Nickel	Mira Loma	100	-	79	-	21	-	14
Nickel Oxide	MAAMA	7,953	-	7,953	-	-	-	1,895
	Rome	15,000	-	14,996	-	4	-	2,273
Quartz	WPAFB	3,608	-	2,750	-	858	-	201
Quebracho	Mira Loma	1,000	-	1,000	-	-	-	163
Rubber	Maywood	60,000	-	68,279	-	-	-	3,710
	Mira Loma	70,000	-	68,483	-	1,517	-	6,018
	Rome	210,000	-	203,023	-	6,977	-	15,369
	Topeka	708,531	-	695,761	-	12,770	-	83,898
Selenium	Marietta	-	-	a/ 30	-	-	-	8
Talcum (Tank)	Marietta	2,000	-	2,000	-	-	-	1,511
Tin	Shreveport	-	25,000	-	25,000	-	-	6,008
Tungsten	Marietta	-	-	a/ 7,956	-	-	-	3,918
	Rome	65,400	-	65,329	-	71	-	22,430
	Terre Haute	19,304	-	19,304	-	-	-	6,127
Zinc	Marietta	-	139,000	-	104,094	-	34,906	42,724
	Maywood	-	27,431	-	27,431	-	-	17,413
	Mira Loma	-	45,000	-	38,369	-	6,631	16,358

a/ Space allocation for all material in covered storage was transferred from Marietta, Pennsylvania, to the Department of the Navy, Mechanicsburg, Pennsylvania, on 1 June 1958. Since that date, the Navy has provided storage for these materials for Air Force convenience. Shipments commenced subsequent to that date and have since been completed. (Amounts not included in total).

b/ Number of empty flasks on hand. (Amount not included in total).

SOURCE: Materiel Statistics Division, Directorate of Statistical Services, Comptroller of the Air Force

[redacted]

[redacted]

TABLE 81 – STATUS OF THE STRATEGIC MATERIALS STOCKPILING PROGRAM WITHIN THE DEPARTMENT OF THE AIR FORCE, BY DEPOT AS OF 30 JUNE 1958

DEPOT	IN SQUARE FEET						TOTAL TONS ON HAND
	STORAGE SPACE ALLOCATED BY DEPT OF AIR FORCE		STORAGE SPACE OCCUPIED BY STRATEGIC MATERIALS		BALANCE OF SPACE AVAILABLE		
	Warehouse	Open	Warehouse	Open	Warehouse	Open	
TOTAL	1,392,247	4,486,573	1,356,966	4,131,597	43,560	362,531	2,624,577
Baton Rouge	-	2,142,028	-	2,053,002	-	89,026	1,554,733
MAAMA	33,062	-	33,062	-	-	-	4,386
Marietta	a/ 2,000	1,590,000	a/ 2,000	1,407,876	-	189,679	654,509
Maywood	60,288	103,779	68,567	103,779	-	-	64,361
Mira Loma	129,000	243,336	108,047	163,122	20,953	80,214	48,308
Rome	380,250	298,950	372,721	295,338	7,529	3,612	173,138
SAAMA	4,000	29,100	4,000	29,100	-	-	3,339
Shreveport	-	25,000	-	25,000	-	-	6,008
Terre Haute	46,508	54,380	46,508	54,380	-	-	26,589
Topeka	733,531	-	719,311	-	14,220	-	89,005
WPAFB	3,608	-	2,750	-	858	-	201

a/ 2000 square feet is for tank storage of talcum. All other items in warehouse storage at Marietta were in process of transfer to Mechanicsburg, Pennsylvania where storage is made available by the Department of the Navy

SOURCE: Materiel Statistics Division, Directorate of Statistical Services, Comptroller of the Air Force

[redacted]

Unit Authorization List

PART X

UNIT AUTHORIZATION LIST

INTRODUCTION AND DEFINITIONS

The tables included in this section provide summary monetary data on the Unit Authorization List portion of the Organizational Equipment Allowance and Authorization System. The Air Force Regulations governing the system are 67-83, 67-92, and 67-96. Detailed instructions are contained in Volume XXI of the Air Force Supply Manual 67-1, and Volumes II and III of the Air Force Technical Data Processing Manual 171-5.

ORGANIZATIONAL EQUIPMENT. Nonexpendable and mission type expendable equipment, regardless of the procurement source, which is prescribed for and authorized to an organization by an approved Unit Authorization List (UAL).

UNIT AUTHORIZATION LIST (UAL). A list of required organizational equipment consisting of Unit Mission Equipment (UME) and Unit Support Equipment (USE) authorized and in-use (or on hand) quantities and other pertinent data.

UNIT MISSION EQUIPMENT (UME). The column of the Unit Authorization List applying to units which are constituted in accordance with a DAF AFOMO Letter. Normally includes organizational clothing and equipment as contained in Table of Allowance (T/A) 1-21; and appropriate items of organizational equipment as contained in the Master Equipment Allowance List (MEAL). Equipment listed in Special List of Equipment (SLOE) and Tentative Table of Equipment (TTE) may also be included when specific approval is granted by a DAF AFOMO Letter. Specifically, that portion of the organizational equipment required in performance of the unit mission, and which accompanies the unit upon relocation.

UNIT SUPPORT EQUIPMENT (USE). The column of the Unit Authorization List applying to units which are organized in accordance with major air command General Order, or to augment Unit Mission Equipment for constituted units. This includes organizational equipment, other than those items authorized as Unit Mission Equipment, required to support the mission of the unit while at a specific base; and which normally does not accompany the unit upon relocation.

505282 O - 59 - 12

TABLE 82 - MONETARY VALUE OF UNIT AUTHORIZATION LIST (UAL) EQUIPMENT BY COMMAND — 30 SEPTEMBER 1957

(For comparative purposes, see Table 84, SDFY 56.)

COMMAND	UNIT MISSION AND UNIT SUPPORT EQUIPMENT				
	Authorized		On Hand		Percent of Value On Hand to Value Authorized
	Dollar Value (000's)	Percent of Total	Dollar Value (000's)	Percent of Total	
TOTAL	3,291,962	100.0	2,575,171	100.0	78.2
Strategic Air	843,290	25.6	639,790	24.8	75.9
Air Training	503,243	15.3	440,174	17.1	87.5
Air Materiel	403,522	12.3	344,522	13.4	85.4
U. S. Air Forces in Europe	323,470	9.8	247,111	9.6	76.4
Air Defense	246,753	7.5	169,003	6.6	68.5
Tactical Air	225,014	6.8	159,369	6.2	70.8
Pacific Air Force	193,523	5.9	131,825	5.1	68.1
Military Air Transport Service	190,928	5.8	150,522	5.8	78.8
Air Research and Development	117,375	3.6	115,229	4.5	98.2
Continental Air	65,550	2.0	34,083	1.3	52.0
Alaskan Air	59,498	1.8	52,126	2.0	87.6
USAF Security Service	35,683	1.1	22,761	.9	63.8
Headquarters Command	26,781	.8	20,898	.8	78.0
Air Proving Ground	24,653	.7	21,339	.8	86.6
Air University	18,041	.5	15,710	.6	87.1
Caribbean Air	9,050	.3	7,926	.3	87.6
U.S. Air Force Academy	3,944	.1	1,236	.0	31.3
AF Accounting & Finance Center	1,644	.0	1,547	.1	94.1

SOURCE: Materiel Statistics Division, Directorate of Statistical Services, Comptroller of the Air Force

TABLE 83 — MONETARY VALUE OF UNIT MISSION EQUIPMENT (UME) BY COMMAND 30 SEPTEMBER 1957

(For comparative purposes, see Table 85, SDFY 56.)

COMMAND	UNIT MISSION EQUIPMENT				
	Authorized		On Hand		Percent of Value On Hand to Value Authorized
	Dollar Value (000's)	Percent of Total	Dollar Value (000's)	Percent of Total	
TOTAL	884,125	100.0	557,061	100.0	63.0
Strategic Air	345,103	39.0	262,668	47.2	76.1
Air Training	-	-	-	-	-
Air Materiel	10,127	1.1	7,642	1.4	75.5
U. S. Air Forces in Europe	126,662	14.3	91,508	16.4	72.2
Air Defense	68,113	7.7	36,502	6.6	53.6
Tactical Air	163,299	18.5	74,185	13.3	45.4
Pacific Air Force	70,718	8.0	33,526	6.0	47.4
Military Air Transport Service	64,949	7.3	42,079	7.6	64.8
Air Research and Development	27	.0	22	.0	81.5
Continental Air	33,049	3.7	7,742	1.4	23.4
Alaskan Air	1,910	.2	1,067	.2	55.9
USAF Security Service	-	-	-	-	-
Headquarters Command	108	.0	73	.0	72.2
Air Proving Ground	14	.0	12	.0	92.3
Air University	20	.0	13	.0	65.0
Caribbean Air	26	.0	22	.0	88.0
U.S. Air Force Academy	-	-	-	-	-
AF Accounting & Finance Center	-	-	-	-	-

SOURCE: Materiel Statistics Division, Directorate of Statistical Services, Comptroller of the Air Force

TABLE 84 — MONETARY VALUE OF UNIT SUPPORT EQUIPMENT BY COMMAND
30 SEPTEMBER 1957

(For comparative purposes, see Table 86, SDFY 56.)

COMMAND	UNIT SUPPORT EQUIPMENT				
	Authorized		On Hand		Percent of Value On Hand to Value Authorized
	Dollar Value (000's)	Percent of Total	Dollar Value (000's)	Percent of Total	
TOTAL	2,407,837	100.0	2,018,110	100.0	83.8
Strategic Air	498,187	20.7	377,122	18.7	75.7
Air Training	503,243	20.9	440,174	21.8	87.5
Air Materiel	393,395	16.3	336,880	16.7	85.6
U. S. Air Forces in Europe	196,808	8.2	155,603	7.7	79.1
Air Defense	178,640	7.4	132,501	6.6	74.2
Tactical Air	61,715	2.6	85,184	4.2	138.0[a]
Pacific Air Force	122,805	5.1	98,299	4.9	80.0
Military Air Transport Service	125,979	5.2	108,443	5.4	86.1
Air Research and Development	117,348	4.9	115,207	5.7	98.2
Continental Air	32,501	1.3	26,341	1.3	81.0
Alaskan Air	57,588	2.4	51,059	2.5	88.7
USAF Security Service	35,683	1.5	22,761	1.1	63.8
Headquarters Command	26,673	1.1	20,825	1.0	78.1
Air Proving Ground	24,639	1.0	21,327	1.1	86.6
Air University	18,021	.7	15,697	.8	87.1
Caribbean Air	9,024	.4	7,904	.4	87.6
U.S. Air Force Academy	3,944	.2	1,236	.1	31.3
AF Accounting & Finance Center	1,644	.1	1,547	.1	94.1

a/ Temporary overages caused by TAC reorganization at time report was rendered.

SOURCE: Materiel Statistics Division, Directorate of Statistical Services, Comptroller of the Air Force

TABLE 85 — MONETARY VALUE OF UNIT AUTHORIZATION LIST (UAL) EQUIPMENT AS RELATED TO NUMBER OF PERSONNEL ASSIGNED
30 SEPTEMBER 1957

(For comparative purposes, see Table 87, SDFY 56.)

COMMAND	PERSONNEL			DOLLAR VALUE OF UAL EQUIPMENT ON HAND (000's)	AVERAGE UAL DOLLAR VALUE PER ASSIGNED INDIVIDUAL, CIVILIAN AND MILITARY
	Total	Military	Civilian		
TOTAL	1,310,086[a]	912,385	397,701	2,575,171	1,966
Strategic Air	228,479	207,695	20,784	639,790	2,800
Air Training	186,107	149,733	36,374	440,174	2,365
Air Materiel	215,254	26,974	188,280	344,522	1,601
U. S. Air Forces in Europe	106,597	81,821	24,776	247,111	2,318
Air Defense	117,330	104,739	12,591	169,003	1,440
Tactical Air	67,728	62,135	5,593	159,369	2,353
Military Air Transport Service	123,639	104,351	19,288	150,522	1,217
Pacific Air Force	98,598	58,714	39,884	131,825	1,337
Air Research and Development	39,181	16,877	22,304	115,229	2,941
Alaskan Air	20,182	17,185	2,997	52,126	2,583
Continental Air	30,239[b]	21,110[b]	9,129	34,083	1,127
USAF Security Service	18,358	17,716	642	22,761	1,240
Air Proving Ground	10,992	8,326	2,666	21,339	1,941
Headquarters Command	25,002	18,931	6,071	20,898	836
Air University	15,464	12,618	2,846	15,710	1,016
Caribbean Air	2,189	1,294	895	7,926	3,621
AF Accounting & Finance Center	2,050	56	1,994	1,547	754
U.S. Air Force Academy	2,697[c]	2,110[c]	587	1,236	458

a/ Excludes Headquarters USAF.

b/ Excludes 1,301 Federalized Arkansas ANG personnel.

c/ Includes 787 U. S. Air Force Academy cadets.

SOURCE: Materiel Statistics Division, Directorate of Statistical Services, Comptroller of the Air Force

Research & Development

PART XI

RESEARCH AND DEVELOPMENT

This section provides data regarding funding operations on Research and Development. For definitions of the financial terms used herein, refer to the Fiscal Section, page 167

TABLE 86 – STATUS OF USAF RESEARCH AND DEVELOPMENT FUNDS FISCAL YEARS 1950 THROUGH 1958 AS OF 30 JUNE 1958

(Excludes reimbursements. In millions of dollars. Figures in parentheses denote minus amounts.)

ACCOUNT OR FISCAL YEAR	APPROPRIATION	ADJUSTMENTS a/	TOTAL AVAILABLE	OBLIGATIONS	EXPENDITURES	UNLIQUIDATED OBLIGATIONS
TOTAL	4,311.3	154.2	4,465.5	4,392.8	3,976.0	416.8
Appropriation Transfer Account.	1.6	(.4)	1.2	1.1	1.1	b/
Liquidation Account. .	-	24.3	24.3	22.7	16.9	5.8
1950-1953 . . .	1,480.6	23.7	1,504.3	1,504.3	1,504.3	-
1954 . . .	440.0	7.2	447.2	446.4	440.8	5.6
1955 . . .	418.1	8.5	426.6	425.3	416.5	8.9
1956 . . .	570.0	42.3	612.3	609.4	589.8	19.6
1957 . . .	710.0	(9.9)	700.1	689.9	617.5	72.4
1958 . . .	691.0	58.6	749.6	693.7	389.2	304.5

a/ The detail of the adjustments is shown below.
b/ Less than $50,000.

NOTE: Amounts do not necessarily add to totals due to rounding.

DETAIL OF ADJUSTMENTS (COLUMN 2 ABOVE)

	FY 1950-1953 PROGRAMS	FY 1954 PROGRAM	FY 1955 PROGRAM	FY 1956 PROGRAM	FY 1957 PROGRAM	FY 1958 PROGRAM	LIQUIDATION ACCOUNT	APPN TRFR ACCT
1. Transferred from "Emergency Fund, Department of Defense"	84.5	1.7	2.3	23.3	14.0	29.4	-	-
2. Transferred from "Aircraft and Related Procurement, Air Force"	5.0	-	-	-	-	-	-	-
3. Transferred to "Signal Service, Army" for Armed Forces Security Agency . .	(.7)	-	-	-	-	-	-	-
4. Transferred to "Expenses, Airways Modernization Board"	-	-	-	-	-	(5.3)	-	-
5. Applied to Subsequent FY Programs	(65.1)	-	-	-	(23.9)	-	-	-
6. Applied from Prior FY Programs	-	5.4	6.2	19.0	-	34.4	24.3	(.4)
TOTAL ADJUSTMENTS	23.7	7.2	8.5	42.3	(9.9)	58.6	24.3	(.4)

SOURCE: Financial Analysis Group, Directorate of Budget, Comptroller of the Air Force.

TABLE 87 – DEPARTMENT OF THE AIR FORCE – RESEARCH AND DEVELOPMENT APPROPRIATION
CUMULATIVE OBLIGATIONS BY OPERATING AGENCY – AS OF 30 JUNE 1958

(Includes Reimbursements)

OPERATING AGENCY	PROGRAM YEAR 1954										
	TOTAL ALL PROGRAMS	PROGRAM 610 AIRCRAFT	PROGRAM 620 GUIDED MISSILES	PROGRAM 630 PROPULSION	PROGRAM 640 ELECTRONICS	PROGRAM 650 ARMAMENT	PROGRAM 660 EQUIPMENT	PROGRAM 670 SCIENCE	PROGRAM 680 SPECIAL PROJECTS	PROGRAM 690 LABORATORY OPERATIONS	APPN TRFR ACCT
U. S. AIR FORCE - TOTAL . .	446,766,560	54,080,257	74,898,958	68,327,615	70,848,451	40,536,599	25,315,953	37,584,789	10,544,451	64,577,643	51,844
Continental U. S. - Total	446,352,952	54,080,257	74,898,958	68,327,615	70,848,451	40,536,599	25,315,953	37,285,500	10,544,451	64,515,168	-
Air Research and Development Command.	443,130,757	54,080,257	74,898,958	68,327,615	70,848,451	40,536,599	25,223,731	35,014,399	10,504,881	63,695,866	-
Air University.	2,861,638	-	-	-	-	-	-	2,151,101	-	710,537	-
Secretary of Air Staff. .	360,557	-	-	-	-	-	92,222	120,000	39,570	108,765	-
Overseas - Total.	361,764	-	-	-	-	-	-	299,289	-	62,475	-
Alaskan Air Command . . .	361,764	-	-	-	-	-	-	299,289	-	62,475	-
Appropriation Transfer Account	51,844	-	-	-	-	-	-	-	-	-	51,844

OPERATING AGENCY	PROGRAM YEAR 1955										
	TOTAL ALL PROGRAMS	PROGRAM 610 AIRCRAFT	PROGRAM 620 GUIDED MISSILES	PROGRAM 630 PROPULSION	PROGRAM 640 ELECTRONICS	PROGRAM 650 ARMAMENT	PROGRAM 660 EQUIPMENT	PROGRAM 670 SCIENCE	PROGRAM 680 SPECIAL PROJECTS	PROGRAM 690 LABORATORY OPERATIONS	APPN TRFR ACCT
U. S. AIR FORCE - TOTAL . .	425,853,815	31,962,491	69,462,984	65,165,746	81,222,717	33,512,932	24,730,130	40,892,793	9,151,703	69,437,445	314,874
Continental U. S. - Total	424,956,284	31,962,491	69,462,984	65,165,746	81,222,717	33,512,932	24,730,130	40,458,179	9,151,703	69,289,402	-
Air Research and Development Command.	416,758,230	31,962,491	69,462,984	65,165,746	75,728,717	33,512,932	24,722,385	38,537,225	9,151,703	68,514,047	-
Air University.	2,696,309	-	-	-	-	-	-	1,920,954	-	775,355	-
Director of Budget, HQ USAF.	5,501,745	-	-	-	5,494,000	-	7,745	-	-	-	-
Overseas - Total.	582,657	-	-	-	-	-	-	434,614	-	148,043	-
Alaskan Air Command . . .	582,657	-	-	-	-	-	-	434,614	-	148,043	-
Appropriation Transfer Account	314,874	-	-	-	-	-	-	-	-	-	314,874

TABLE 87 - DEPARTMENT OF THE AIR FORCE — RESEARCH AND DEVELOPMENT APPROPRIATION
CUMULATIVE OBLIGATIONS BY OPERATING AGENCY — AS OF 30 JUNE 1958. (CONTINUED)

(Includes Reimbursements)

OPERATING AGENCY	PROGRAM YEAR 1957						
	TOTAL ALL PROGRAMS	PROGRAM 610 AIRCRAFT AND RELATED EQUIPMENT	PROGRAM 620 GUIDED MISSILES AND RELATED EQUIPMENT	PROGRAM 660 AMMUNITION AND RELATED EQUIPMENT	PROGRAM 670 OTHER EQUIPMENT	PROGRAM 680 MILITARY SCIENCES	PROGRAM 690 OPERATION AND MANAGEMENT
U. S. AIR FORCE - TOTAL	700,167,884	137,526,109	85,147,561	8,792,262	82,901,042	65,203,545	320,597,365
Continental U. S. - Total	699,564,287	137,526,109	85,147,561	8,792,262	82,901,042	64,959,062	320,238,251
Air Proving Ground Command	26,905,943	-	-	-	-	-	26,905,943
Air Research and Development Command	668,018,277	137,526,109	85,147,561	8,792,262	82,901,042	63,326,726	290,324,577
Air University	4,640,067	-	-	-	-	1,632,336	3,007,731
Overseas - Total	603,597	-	-	-	-	244,483	359,114
Alaskan Air Command	603,597	-	-	-	-	244,483	359,114

OPERATING AGENCY	PROGRAM YEAR 1958						
	TOTAL ALL PROGRAMS	PROGRAM 610 AIRCRAFT AND RELATED EQUIPMENT	PROGRAM 620 GUIDED MISSILES AND RELATED EQUIPMENT	PROGRAM 660 AMMUNITION AND RELATED EQUIPMENT	PROGRAM 670 OTHER EQUIPMENT	PROGRAM 680 MILITARY SCIENCES	PROGRAM 690 OPERATION AND MANAGEMENT
U. S. AIR FORCE - TOTAL	699,053,029	108,954,864	110,711,337	7,968,157	52,654,470	87,138,221	331,625,980
Continental U. S. - Total	698,388,192	108,954,864	110,711,337	7,968,157	52,654,470	86,808,225	331,291,139
Air Research and Development Command	694,034,471	108,954,864	110,711,337	7,968,157	52,654,470	84,120,644	329,624,999
Air University	3,251,721	-	-	-	-	1,585,581	1,666,140
Secretary of Air Staff	1,102,000	-	-	-	-	1,102,000	-
Overseas - Total	664,837	-	-	-	-	329,996	334,841
Alaskan Air Command	664,837	-	-	-	-	329,996	334,841

Source: Financial Analysis Group, Directorate of Budget, Comptroller of the Air Force.

Fiscal

PART XII

FISCAL

INTRODUCTION

This section reflects the funding operations of the various Air Force Appropriations and/or funds with the respective major programs for the fiscal years indicated in the title of each table. Some of the related budget tables are to be found in other areas of the publication such as reports on the Reserve Forces, Mutual Assistance Program, and Research and Development.

DEFINITIONS

APPROPRIATION
An authorization by an Act of Congress to incur obligations for specified purposes and to make payments therefor out of the Treasury.

APPROPRIATION ACCOUNT
An account established to make amounts available for obligation and expenditure from the Treasury. In Budget-Treasury Regulation 1, appropriation accounts include not only accounts to which money is directly appropriated, but also revolving funds, working funds, trust funds, etc. Appropriation accounts do not include official deposit funds.

APPROPRIATION REIMBURSEMENT
Consists of earnings or collections for commodities, work, or services furnished or to be furnished between appropriations or to an individual, firm or corporation to be credited to an appropriation account.

BUDGET PROGRAM
A subdivision established under an appropriation to identify a significant segment of Air Force operations.

EXPENDITURE
The amount of liability incurred for goods and services received or assets acquired for which payment has been made. Synonymous with disbursements less expenditure refunds.

FUND
A sum of money or other resources, usually segregated, to be expended or used for specified purposes.

OBLIGATION
The amount of an order placed, contract awarded, or service received, or any transaction which establishes a legal requirement for the ultimate disbursement of funds.

OBLIGATIONS INCURRED
Amounts of orders placed, contracts awarded, services received, and similar transactions during a given period requiring future payment of money.

PROJECT ACCOUNT CLASSIFICATION
In appropriation and fund accounting, an approved system of subdivision of an appropriation or fund for administrative use.

REAL PROPERTY
Any interest in land and anything permanently attached to it, including structures, fixtures, and other improvements.

UNLIQUIDATED OBLIGATION
An obligation incurred for which payment has not been made.

UNOBLIGATED BALANCE
That portion of an authorization which has not been obligated.

TABLE 88 - DEPARTMENT OF THE AIR FORCE – STATUS OF UNLIQUIDATED OBLIGATIONS AT BEGINNING AND END OF FISCAL YEAR 1958

(In thousands of dollars. Figures in parentheses denote minus amounts.)

APPROPRIATION	UNLIQUIDATED OBLIGATIONS 1 JULY 1958	GROSS OBLIGATIONS DURING FY 1958	AVAILABLE FOR LIQUIDATION	LESS GROSS EXPENDITURES DURING FY 1958	TRANSFER OF UNLIQ. OBLIG. TO "M" ACCOUNTS	UNLIQUIDATED OBLIGATIONS CARRIED FORWARD INTO FY 1959
ALL APPROPRIATIONS - TOTAL	12,346,367	19,603,183	31,949,550	19,638,920	-	12,310,629
Aircraft and Related Procurement - Total	7,855,908	8,000,455	15,856,363	8,327,751	-	7,528,612
"Liquidation Account"	405,004	(104,247)	300,757	191,129	-	109,628
1954	239,136	(12,898)	226,238	159,643	-	66,594
1955	703,028	225,270	928,299	712,455	-	215,843
1956	2,501,588	594,147	3,095,735	2,347,754	-	747,981
1957	4,017,413	2,455,173	6,472,586	3,550,243	-	2,922,343
1958	-	4,843,015	4,843,015	1,338,587	-	3,504,428
Appropriation Transfer Account	5	(5)	1	1	-	-
Undistributed	(10,268)	-	(10,268)	27,937	-	(38,205)
Procurement Other Than Aircraft - Total	1,841,360	1,659,395	3,500,755	1,451,062	-	2,049,693
"Liquidation Account"	97,812	(14,723)	83,089	47,952	-	35,136
1954	131,533	(6,332)	125,202	92,726	-	32,475
1955	322,352	(5,487)	316,865	212,771	-	104,094
1956	414,811	52,700	467,511	299,149	-	168,362
1957	963,894	120,678	1,084,571	647,958	-	436,613
1958	-	1,512,454	1,512,454	189,909	-	1,322,545
Appropriation Transfer Account	69	105	175	163	-	12
Undistributed	(89,109)	-	(89,109)	(39,565)	-	(49,544)
Special Procurement ("M" Accounts)	388	(186)	201	17	-	184
Military Construction - Total	1,072,900	886,992	1,959,892	933,084	-	1,026,809
Operation and Maintenance - Total	972,373	4,195,203	5,167,577	4,080,403	-	1,087,173
Prior Years ("M" Account)	52,383	(20,645)	31,738	18,771	32,158	45,124
1953	21,206	(2,190)	19,016	3,706	-	15,310
1956	182,429	(14,461)	167,968	135,810	(32,158)	-
1957	716,356	(26,336)	690,020	614,764	-	75,256
1958	-	4,258,835	4,258,835	3,307,351	-	951,483
Military Personnel - Total	113,870	3,836,384	3,950,254	3,846,487	-	103,767
Prior Years ("M" Account)	(418)	168	(250)	(1,673)	3,186	4,609
1955	(710)	281	(429)	(1,564)	(1,134)	-
1956	8,750	(4,136)	4,614	2,563	(2,052)	-
1957	106,248	(1,561)	104,687	- 93,953	-	10,735
1958	-	3,841,632	3,841,632	3,753,208	-	88,424

TABLE 88 - DEPARTMENT OF THE AIR FORCE - STATUS OF UNLIQUIDATED OBLIGATIONS AT BEGINNING AND END OF FISCAL YEAR 1958 (CONTINUED)

(In thousands of dollars. Figures in parentheses denote minus amounts.)

APPROPRIATION	UNLIQUIDATED OBLIGATIONS 1 JULY 1958	GROSS OBLIGATIONS DURING FY 1958	AVAILABLE FOR LIQUIDATION	LESS GROSS EXPENDITURES DURING FY 1958	TRANSFER OF UNLIQ. OBLIG. TO "M" ACCOUNTS	UNLIQUIDATED OBLIGATIONS CARRIED FORWARD INTO FY 1959
Research and Development - Total	398,140	724,103	1,122,243	702,159	-	420,084
"Liquidation Account"	13,257	(401)	12,856	7,046	-	5,810
1954	19,066	(2,322)	16,744	11,126	-	5,617
1955	21,436	(3,001)	18,435	9,559	-	8,876
1956	67,817	1,910	69,727	50,137	-	19,590
1957	298,657	28,852	327,509	255,058	-	72,451
1958	-	699,053	699,053	392,819	-	306,234
Appropriation Transfer Account	107	12	120	102	-	18
Undistributed	(22,200)	-	(22,200)	(23,689)	-	1,489
Reserve Personnel - Total	6,841	47,385	54,226	47,710	-	6,515
Prior Years ("M" Account)	(1)	51	50	48	-	2
1956	(46)	124	77	77	-	-
1957	6,888	(554)	6,334	6,284	-	51
1958	-	47,764	47,764	41,301	-	6,463
Air National Guard - Total	84,587	253,453	338,039	250,247	-	87,793
Prior Years ("M" Account)	574	(505)	69	(43)	1,299	1,411
1956	9,739	(667)	9,072	7,773	(1,299)	-
1957	74,273	(2,896)	71,377	63,725	-	7,653
1958	-	257,521	257,521	178,792	-	78,728

NOTE: Amounts do not necessarily add to totals due to rounding.

a/ Transfer of unliquidated obligations to "M" Accounts, result from operation of P. L. 798-84th Congress.

SOURCE: Financial Analysis Group, Directorate of Budget, Comptroller of the Air Force.

TABLE 89 - DEPARTMENT OF THE AIR FORCE - AMOUNTS AVAILABLE FOR OBLIGATION DURING FISCAL YEAR 1958 REFLECTING NEW OBLIGATING AUTHORITY AND THE APPLICATION OF PRIOR YEAR UNOBLIGATED BALANCES

(Excludes reimbursements. In thousands of dollars. Figures in parentheses denote minus amounts.)

APPROPRIATION TITLES AND CITATIONS OF PUBLIC LAWS	OBLIGATING AUTHORITY ENACTED	CASH TRANSFERS	FISCAL YEAR 1958 PROGRAM			UNOBLIGATED CARRY-OVER APPLIED TO PRIOR YEARS PROGRAMS	TOTAL AVAILABLE FOR OBLIGATION DURING FY 1958
			NET NEW OBLIGATING AUTHORITY	UNOBLIGATED CARRY-OVER APPLIED TO FY 1958 PROGRAM	TOTAL FY 1958 PROGRAM		
ALL APPROPRIATIONS - TOTAL	17,756,917	(107,951)	17,648,966	1,024,829	18,673,795	4,397,757	23,071,553
Aircraft and Related Procurement (Continuing)							
P. L. 117, 85th Congress	5,886,000	(33,000) a/	5,853,000	521,912	6,374,912	4,034,933	10,409,846
Procurement Other Than Aircraft - Total (Continuing)	1,531,500	(5,693) b/	1,525,807	101,471	1,627,278	320,658	1,947,936
P. L. 117, 85th Congress	1,171,500	(5,693) b/	1,165,807	101,471	1,267,278	320,658	1,587,936
P. L. 322, 85th Congress	360,000	-	360,000	-	360,000	-	360,000
Military Construction - Total (Continuing)	1,420,000	-	1,420,000	367,012	1,787,012	-	1,787,012
P. L. 170, 85th Congress	900,000	-	900,000	367,012	1,267,012	-	1,267,012
P. L. 322, 85th Congress	520,000	-	520,000	-	520,000	-	520,000
Operation and Maintenance 1958 - Total	4,099,598	(86,100) c/	4,013,498	-	4,013,498	-	4,013,498
P. L. 117, 85th Congress	4,092,120	(86,100) c/	4,006,020	-	4,006,020	-	4,006,020
P. L. 472, 85th Congress	7,478	-	7,478	-	7,478	-	7,478
Military Personnel 1958 - Total	3,810,820	4,506 d/	3,815,325	-	3,815,325	-	3,815,325
P. L. 117, 85th Congress	3,801,600	-	3,801,600	-	3,801,600	-	3,801,600
P. L. 472, 85th Congress	9,220	4,506 d/	13,725	-	13,725	-	13,725
Research and Development - Total (Continuing)	691,000	24,142 e/	715,142	34,434	749,576	42,166	791,742
P. L. 117, 85th Congress	661,000	24,142 e/	685,142	34,434	719,576	42,166	761,742
P. L. 322, 85th Congress	30,000	-	30,000	-	30,000	-	30,000
Reserve Personnel 1958							
P. L. 117, 85th Congress	55,000	(7,202) f/	47,798	-	47,798	-	47,798
Air National Guard 1958							
P. L. 117, 85th Congress	263,000	(4,603) g/	258,397	-	258,397	-	258,397

a/ Transferred to "Emergency Fund, Department of Defense, 1958" as authorized by P. L. 85-117.

b/ Transferred to "Expenses, Airways Modernization Board" as authorized by P. L. 85-133.

c/ Transfers as follows:

To "Air Force Industrial Fund" as authorized by P. L. 85-170	$- 67,700,000
To "Emergency Fund, Department of Defense, 1958" as authorized by P. L. 85-117	- 18,400,000
Total	$- 86,100,000

d/ Transfers as follows:

From "Reserve Personnel, Air Force, 1958" as authorized by P. L. 85-472	$ 2,702,400
From "Air National Guard, Air Force, 1958" as authorized by P. L. 85-472	1,803,200
Total	$ 4,505,600

TABLE 89 — DEPARTMENT OF THE AIR FORCE — AMOUNTS AVAILABLE FOR OBLIGATION DURING FISCAL YEAR 1958 REFLECTING NEW OBLIGATIONAL AUTHORITY AND THE APPLICATION OF PRIOR YEAR UNOBLIGATED BALANCES (CONTINUED)

e/ Transfers as follows:	To "Expenses, Airways Modernization Board" as authorized by P. L. 85-133	$- 5,293,000
	From "Emergency Fund, Department of Defense, 1958" as authorized by P. L. 85-117	29,435,000
	Total	$ 24,142,000
f/ Transfers as follows:	To "Air Force Industrial Fund, as authorized by P. L. 85-170	$- 4,500,000
	To "Military Personnel, Air Force" as authorized by P. L. 85-472	- 2,702,400
	Total	$- 7,202,400
g/ Transfers as follows:	To "Air Force Industrial Fund" as authorized by P. L. 85-170	$- 2,800,000
	To "Military Personnel, Air Force" as authorized by P. L. 85-472	- 1,803,200
	Total	$- 4,603,200

NOTE: Amounts do not necessarily add to totals due to rounding.

SOURCE: Financial Analysis Group, Directorate of Budget, Comptroller of the Air Force.

TABLE 90 - OBLIGATIONS DURING FISCAL YEAR 1958 AGAINST FUNDS AVAILABLE FOR OBLIGATION DURING FISCAL YEAR 1958

(Includes reimbursements. In Thousands of dollars. Figures in parentheses denote minus amounts.)

PROGRAM NUMBER	APPROPRIATION AND PROGRAM TITLE	TOTAL AVAILABLE FOR OBLIGATION DURING FY 1958	TOTAL GROSS OBLIGATIONS	OBLIGATIONS			
				FIRST QUARTER	SECOND QUARTER	THIRD QUARTER	FOURTH QUARTER
	ALL APPROPRIATIONS - TOTAL	23,870,238	19,676,697	3,899,714	4,351,081	5,028,591	6,397,311
	AIRCRAFT AND RELATED PROCUREMENT - TOTAL	10,758,325	8,000,455	1,529,469	1,687,296	2,273,889	2,509,801
	Prior Year Programs	4,008,030	3,157,445	954,523	822,148	1,042,055	338,719
	Appropriation Transfer Account	(5)	(5)	-	-	-	(5)
	FY 1958 Program - Total	6,750,300	4,843,015	574,946	865,148	1,231,834	2,171,087
110	Aircraft, Complete	2,529,500	2,004,808	99,834	262,542	600,626	1,041,806
120	Aircraft Components	1,162,000	731,198	37,727	217,109	118,392	357,970
130	Guided Missiles, Complete	1,394,500	1,261,793	289,562	231,006	261,914	479,311
140	Guided Missile Components	78,100	42,451	5,401	6,929	2,989	27,132
150	Industrial Facilities and Equipment	99,400	44,074	4,794	11,827	9,648	17,805
160	Modification	547,600	466,074	137,628	135,735	71,518	121,193
170	Component Production Development	404,100	291,804	-	-	166,747	125,057
180	First Destination Transportation	1,500	813	-	-	-	813
	Reserved to Finance FY 1959 Program	525,000	-	-	-	-	-
	Administrative Reserve	8,600	-	-	-	-	-
	PROCUREMENT OTHER THAN AIRCRAFT - TOTAL	2,097,739	1,659,395	136,106	390,665	395,740	736,884
	Prior Year Programs	285,130	146,836	75,572	16,948	(1,463)	55,779
	Appropriation Transfer Account	414	105	4	25	7	69
	FY 1958 Program - Total	1,812,195	1,512,454	60,530	373,692	397,196	681,036
210	Weapons, Ammunition and Propellants	50,049	46,410	473	20,799	1,693	23,445
220	Vehicular Equipment	41,865	32,221	1,665	6,197	3,347	21,012
230	Ground Communications-Electronic Equipment	639,818	569,881	10,514	131,754	194,726	232,887
240	Ground Handling Equipment	657,833	609,445	37,389	166,986	157,521	247,549
250	Training Equipment	67,484	43,580	755	14,065	4,857	23,903
260	Support Equipment and Supplies	225,842	182,831	6,995	29,994	27,628	118,214
270	Base Maintenance Equipment	40,892	28,086	2,739	3,897	7,424	14,026
	Administrative Reserve	88,412	-	-	-	-	-
	MILITARY CONSTRUCTION - TOTAL	1,789,593	886,992	67,817	60,060	188,901	570,214

TABLE 90 - OBLIGATIONS DURING FISCAL YEAR 1958 AGAINST FUNDS AVAILABLE FOR OBLIGATION DURING FISCAL YEAR 1958 (CONTINUED)

(Includes reimbursements. In thousands of dollars. Figures in parentheses denote minus amounts.)

PROGRAM NUMBER	APPROPRIATION AND PROGRAM TITLE	TOTAL AVAILABLE FOR OBLIGATION DURING FY 1958	TOTAL GROSS OBLIGATIONS	OBLIGATIONS			
				FIRST QUARTER	SECOND QUARTER	THIRD QUARTER	FOURTH QUARTER
	OPERATION AND MAINTENANCE FY 58 - TOTAL	4,278,496	4,258,835	991,832	1,059,032	993,547	1,214,424
410	Aircraft Fuel and Oil	610,014	607,840	146,186	148,795	157,287	155,572
430	Logistical Support	1,644,178	1,626,930	394,849	400,521	388,183	443,377
440	Training Support	372,343	372,343	88,032	101,217	76,785	106,309
450	Operational Support	1,282,202	1,282,202	281,821	327,608	286,191	386,582
470	Medical Support	149,718	149,718	25,470	32,447	34,999	56,802
480	Service Wide, Support	215,991	215,991	54,938	47,249	49,584	64,220
490	Contingencies	4,041	3,802	536	1,195	518	1,553
	Appropriation Transfer Account	9	9	-	-	-	9
	MILITARY PERSONNEL FY 58 - TOTAL	3,842,448	3,841,632	969,261	957,742	936,572	978,057
510	Pay and Allowances	3,444,137	3,444,136	863,205	855,285	837,873	887,773
530	Movements - Permanent Change of Station	237,781	237,111	63,631	61,408	61,254	50,818
550	Subsistence	155,163	155,018	41,129	39,578	36,016	38,295
590	Other Military Personnel Costs	5,367	5,367	1,296	1,471	1,429	1,171
	RESEARCH AND DEVELOPMENT - TOTAL	796,775	724,103	125,225	136,694	180,492	281,692
	Prior Year Program	43,690	25,038	9,141	(1,091)	8,384	8,604
	Appropriation Transfer Account	76	12	6	11	-	(5)
	FY 1958 Program - Total	753,009	699,053	116,078	137,774	172,108	273,093
610	Aircraft and Related Equipment	115,463	108,955	-	15,830	49,873	43,252
620	Guided Missiles and Related Equipment	118,810	110,711	15,315	17,146	13,700	64,550
660	Ammunition and Related Equipment	8,916	7,968	71	871	1,251	5,775
670	Other Equipment	66,125	52,655	14,570	(52)	6,365	31,772
680	Military Sciences	103,753	87,138	11,650	9,299	25,688	40,501
690	Operation and Management	333,554	331,626	74,472	94,680	75,231	87,243
	Administrative Reserve	6,388	-	-	-	-	-
	RESERVE PERSONNEL - TOTAL	48,208	47,764	12,790	12,015	10,294	12,665
750	Reserve Personnel	42,208	42,012	11,393	9,255	9,534	11,830
770	Reserve Officer Candidates	6,000	5,752	1,397	2,760	760	835
	AIR NATIONAL GUARD - TOTAL	258,654	257,521	67,214	47,577	49,156	93,574
200	Major Procurement	14,215	14,121	1,863	2,078	2,008	8,172
300	Military Construction	25,808	24,965	1,194	1,413	1,939	20,419
400	Maintenance and Operations	172,859	172,840	46,600	36,466	39,245	50,529
500	Military Personnel	44,534	44,356	17,557	7,620	5,964	13,215
	Appropriation Transfer Account	1,240	1,239	-	-	-	1,239

NOTE: The amounts shown in column 1 for Annual Appropriations do not reflect transfers to Treasury of unobligated balances pursuant to P.L. 798, 84th Congress, as of 30 June 1958.

SOURCE: Financial Analysis Group, Directorate of Budget, Comptroller of the Air Force.

TABLE 91 - DEPARTMENT OF THE AIR FORCE – EXPENDITURES AND AMOUNTS AVAILABLE FOR EXPENDITURE DURING FISCAL YEAR 1958

(Excludes reimbursements. In thousands of dollars. Figures in parentheses denote minus amounts.)

APPROPRIATION AND PROGRAM YEAR	UNEXPENDED BALANCE 1 JULY 1957	FY 1958 NEW EXPENDITURE AUTHORITY	CASH AND ADMINISTRATIVE TRANSFERS	AVAILABLE FOR EXPENDITURE FY 1958	NET EXPENDITURES FY 1958	ACTION PURSUANT TO P. L. 798 RESTORATIONS	ACTION PURSUANT TO P. L. 798 a/ WITHDRAWALS	UNEXPENDED BALANCE 1 JULY 1958
Military Functions - Air Force - TOTAL	16,315,727	17,765,181	(34,082)	34,046,827	18,435,351	3,419	(99,201)	15,515,694
Direct Appropriations - TOTAL	16,059,846	17,765,181	(109,082)	33,715,945	18,451,209	2,849	(98,486)	15,169,099
Aircraft and Related Procurement - TOTAL	11,321,026	5,886,000	(33,000)	17,174,026	7,660,610	-	-	9,513,416
"Liquidation Accounts"	434,713	-	(89,000)	345,713	181,412	-	-	164,301
1954	203,355	-	(95,210)	108,145	4,664	-	-	103,481
1955	895,739	-	(29,942)	865,797	531,342	-	-	334,455
1956	2,702,291	-	68,400	2,770,691	2,092,881	-	-	677,810
1957	7,095,189	-	(376,156)	6,719,033	3,524,026	-	-	3,195,007
1958	-	5,886,000	488,912	6,374,912	1,298,345	-	-	5,076,567
Appropriation Transfer Account	6	-	(5)	1	1	-	-	-
Undistributed	(10,268)	-	-	(10,268)	27,937	-	-	(38,205)
Procurement Other Than Aircraft - TOTAL	1,758,252	1,531,500	(5,693)	3,284,059	1,264,243	-	-	2,019,817
"Liquidation Accounts"	116,774	-	(31,660)	85,114	47,568	-	-	37,546
1954	104,550	-	(45,561)	58,989	20,215	-	-	38,774
1955	251,706	-	(38,395)	213,311	133,662	-	-	79,649
1956	283,826	-	4,226	288,052	299,046	-	-	(10,994) b/
1957	1,089,971	-	9,971	1,099,942	643,190	-	-	456,752
1958	-	1,531,500	95,778	1,627,278	159,964	-	-	1,467,314
Appropriation Transfer Account	535	-	(52)	483	163	-	-	320
Undistributed	(89,109)	-	-	(89,109)	(39,565)	-	-	(49,544)
Special Procurement, ("M" Account)	388	-	-	388	17	-	(186)	184
Military Construction - TOTAL	1,435,856	1,420,000	-	2,855,856	927,984	-	-	1,927,872
Operation and Maintenance - TOTAL	869,044	4,099,598	(86,100)	4,882,541	3,783,176	2,721	(83,114)	1,018,972
Prior Years ("M" Account)	46,423	-	-	46,423	12,812	-	11,513	45,124
1953	16,295	-	-	16,295	3,706	2,721	-	15,310
1956	133,256	-	-	133,256	89,919	-	(43,337)	-
1957	673,070	-	-	673,070	569,556	-	(31,629)	71,884
1958	-	4,099,598	(86,100)	4,013,498	3,107,183	-	(19,661)	886,654
Military Personnel - TOTAL	112,135	3,810,820	4,506	3,927,460	3,817,093	-	(9,037)	101,330
Prior Years ("M" Account)	-	-	-	-	(1,905)	-	2,704	4,609
1955	(309)	-	-	(309)	(1,564)	-	(1,255)	-
1956	8,633	-	-	8,633	2,352	-	(6,281)	-
1957	103,811	-	-	103,811	89,795	-	(3,387)	10,629
1958	-	3,810,820	4,506	3,815,325	3,728,416	-	(816)	86,093

TABLE 91 - DEPARTMENT OF THE AIR FORCE — EXPENDITURES AND AMOUNTS AVAILABLE FOR EXPENDITURE DURING FISCAL YEAR 1958 (CONTINUED)

(See first page of this table for headnotes)

APPROPRIATION AND PROGRAM YEAR	UNEXPENDED BALANCE 1 JULY 1957	FY 1958 NEW EXPENDITURE AUTHORITY	CASH AND ADMINISTRATIVE TRANSFERS	AVAILABLE FOR EXPENDITURE FY 1958	NET EXPENDITURES FY 1958	ACTION PURSUANT TO P. L. 798 RESTORATIONS	ACTION PURSUANT TO P. L. 798 WITHDRAWALS	UNEXPENDED BALANCE 1 JULY 1958
Research and Development - TOTAL	469,399	691,000	24,142	1,184,541	693,627	-	-	490,914
"Liquidation Accounts"	16,237	-	(2,333)	13,904	6,812	-	-	7,092
1954	20,540	-	(3,097)	17,443	11,126	-	-	6,317
1955	24,615	-	(4,999)	19,616	9,559	-	-	10,057
1956	72,794	-	(7)	72,787	49,897	-	-	22,890
1957	357,179	-	(23,946)	333,233	250,652	-	-	82,581
1958	-	691,000	58,576	749,576	389,167	-	-	360,409
Appropriation Transfer Account	235	-	(52)	183	102	-	-	81
Undistributed	(22,200)	-	-	(22,200)	(23,689)	-	-	1,489
Reserve Personnel - TOTAL	6,879	55,000	(7,202)	54,677	47,297	127	(1,001)	6,506
Prior Years ("M" Account)	-	-	-	-	48	50	-	2
1956	-	-	-	-	77	77	-	-
1957	6,879	-	-	6,879	6,271	-	(557)	51
1958	-	55,000	(7,202)	47,798	40,901	-	(444)	6,453
Air National Guard - TOTAL	84,482	263,000	(4,603)	342,879	249,943	-	(5,146)	87,790
Prior Years ("M" Account)	574 c/	-	-	574	(43)	-	794	1,411
1956	9,634	-	-	9,634	7,775	-	(1,860)	-
1957	74,273	-	-	74,273	63,673	-	(2,947)	7,653
1958	-	263,000	(4,603)	258,397	178,538	-	(1,134)	78,725
Preparation For Sale or Salvage of Military Property - TOTAL	2,385	8,264	(1,131) e/	9,518	7,219	-	-	2,299
Prior Years ("M" Account)	35	-	68	103	(1)	-	-	103
1956	-	-	(624)	(624)	(624)	-	-	-
1957	2,351	-	(575)	1,776	1,296	-	-	480
1958	-	8,264	-	8,264	6,548	-	-	1,716
Miscellaneous Accounts - TOTAL	255,882	-	75,000	330,882	(15,858)	571	(716)	346,595
Air Force Management Fund - TOTAL	54,473	-	-	54,473	38,020	519	(716)	16,256
Prior Years ("M" Account)	6,101	-	-	6,101	3,508	519	467	3,580
1958	48,372	-	-	48,372	34,512	-	(1,183)	12,677
Air Force Stock Fund	194,208	-	-	194,208	(53,858)	-	-	248,066
Air Force Industrial Fund	7,120	-	75,000	82,120	7	-	-	82,113

TABLE 91 – DEPARTMENT OF THE AIR FORCE – EXPENDITURES AND AMOUNTS AVAILABLE FOR EXPENDITURE DURING FISCAL YEAR 1958 (CONTINUED)

(See first page of this table for headnotes)

APPROPRIATION AND PROGRAM YEAR	UNEXPENDED BALANCE 1 JULY 1957	FY 1958 NEW EXPENDITURE AUTHORITY	CASH AND ADMINISTRATIVE TRANSFERS	AVAILABLE FOR EXPENDITURE FY 1958	NET EXPENDITURES FY 1958	ACTION PURSUANT TO P. L. 798 RESTORATIONS	ACTION PURSUANT TO P. L. 798 WITHDRAWALS	UNEXPENDED BALANCE 1 JULY 1958
Consolidated Working Funds	60	-	-	60	(28)	42	-	130
Replacement of Personal Property Sold ("M" Account)	21 d/	-	-	21	2	10	-	29

Amounts do not necessarily add to totals due to rounding.

a/ Action pursuant to P. L. 798, 84th Congress includes unobligated balances transferred to or from the Treasury and unliquidated balances of lapsing appropriations transferred to "M" Accounts.

b/ This over-expenditure is due to expenditures made during Fiscal Year 1958 for procurement for military assistance Program Common Item Orders on which reimbursement will be received in subsequent years.

c/ The Unexpended Balance for this account was erroneously reported on the FY 1957 Table 93 as $1,441 instead of $574.

d/ This account was erroneously omitted from the FY 1957 Table 93.

e/ These funds have been transferred to Treasury Miscellaneous Receipt Account 575371 "Deposits, proceeds from sales of scrap, salvage and surplus material, Air Force".

Source: Financial Analysis Group, Directorate of Budget, Comptroller of the Air Force.

TABLE 92 - DEPARTMENT OF THE AIR FORCE - EXPENDITURES DURING FISCAL YEAR 1958 AGAINST FISCAL YEAR 1958 PROGRAMS

(In thousands of dollars. Figures in parentheses denote minus amounts.)

	APPROPRIATION AND PROGRAM TITLE	TOTAL NET EXPENDITURES	REIMBURSEMENTS COLLECTED	TOTAL GROSS EXPENDITURES	EXPENDITURES			
					FIRST QUARTER	SECOND QUARTER	THIRD QUARTER	FOURTH QUARTER
	ALL APPROPRIATIONS	9,830,497 a/	304,554	10,135,051	1,763,673	2,636,163	2,856,901	2,878,313
	Military Construction	927,984 a/	5,100	933,084	254,474	277,404	187,953	213,253
	All Appropriations Excluding Military Construction - Total	8,902,513	299,454	9,201,967	1,509,200	2,358,760	2,668,948	2,665,060
	Aircraft and Related Procurement - Total	1,298,345	40,242	1,338,587	104,860	378,089	636,310	219,328
110	Aircraft - Complete	339,436	8,094	347,530	79,276	116,472	225,893	(74,111)
120	Aircraft Components	67,979	31,647	99,626	10,198	54,031	38,684	(3,287)
130	Guided Missiles - Complete	517,406	5	517,411	8,391	154,642	196,805	157,573
140	Guided Missile Components	4,856	1	4,857	650	4,902	(1,284)	589
150	Industrial Facilities and Equipment	25,860	10	25,870	4,791	6,767	9,128	5,184
160	Modification	221,148	216	221,364	1,554	41,275	74,548	103,987
170	Component Production Development	121,134	11	121,145	-	-	92,537	28,608
180	First Destination Transportation	527	257	784	-	-	(1)	785
	Procurement Other Than Aircraft - Total	159,964	29,945	189,909	4,484	25,073	34,407	125,945
210	Weapons, Ammunition and Propellants	(3,482)	4,421	939	7	82	391	459
220	Vehicular Equipment	(378)	8,399	8,021	14	209	2,156	5,642
230	Ground Communications - Electronics Equipment	68,840	6,274	75,114	974	17,302	5,533	51,305
240	Ground Handling Equipment	68,179	903	69,082	b/	5,241	15,224	48,617
250	Training Equipment	3,445	2,619	6,064	b/	335	1,837	3,892
260	Support Equipment and Supplies	18,544	4,970	23,514	2,762	974	7,534	12,244
270	Base Maintenance Equipment	4,858	2,358	7,216	727	930	1,758	3,801
	Undistributed	(41)	-	(41)	-	-	(26)	(15)
	Operation and Maintenance - Total	3,107,183	200,168	3,307,351	481,025	846,526	906,738	1,073,062
410	Aircraft Fuel and Oil	532,141	2,788	534,929	65,443	154,915	138,263	176,308
430	Logistical Support	1,122,753	152,264	1,275,017	189,637	322,318	339,641	423,421
440	Training Support	289,035	7,308	296,343	58,492	75,325	75,884	86,642
450	Operational Support	866,145	20,997	887,142	107,766	217,123	257,989	304,264
470	Medical Support	106,910	15,160	122,070	14,802	32,106	29,761	45,401
480	Service-Wide Support	176,240	1,043	177,283	26,971	45,959	46,238	55,615
490	Contingencies	2,707	1	2,708	277	1,070	253	1,108
	Undistributed	11,252	607	11,859	15,637	(2,290)	18,209	(19,699)

TABLE 92 - DEPARTMENT OF THE AIR FORCE - EXPENDITURES DURING FISCAL YEAR 1958 AGAINST FISCAL YEAR 1958 PROGRAMS (CONTINUED)

(In thousands of dollars. Figures in parentheses denote minus amounts.)

	APPROPRIATION AND PROGRAM TITLE	TOTAL NET EXPENDITURES	REIMBURSEMENTS COLLECTED	TOTAL GROSS EXPENDITURES	EXPENDITURES			
					FIRST QUARTER	SECOND QUARTER	THIRD QUARTER	FOURTH QUARTER
	Military Personnel - Total	3,728,416	24,792	3,753,208	833,906	973,189	-929,934	1,016,179
510	Pay and Allowances	3,409,526	3,363	3,412,889	782,533	873,750	836,574	920,032
530	Movements - Permanent Change of Station	195,114	155	195,269	24,128	55,551	54,877	60,713
550	Subsistence	117,939	21,176	139,115	21,706	40,801	37,365	39,243
590	Other Military Personnel Costs	4,771	25	4,796	950	1,283	1,342	1,221
	Undistributed	1,066	73	1,139	4,589	1,804	(224)	(5,030)
	Research and Development - Total	389,167	3,652	392,819	46,420	93,961	95,798	156,640
610	Aircraft and Related Equipment	44,754	-	44,754	-	1,215	11,732	31,807
620	Guided Missiles and Related Equipment	35,511	-	35,511	3,180	7,634	8,359	16,338
660	Ammunition and Related Equipment	1,958	-	1,958	-	51	351	1,556
670	Other Equipment	17,771	-	17,771	-	5,736	2,700	9,335
680	Military Sciences	15,763	3	15,766	3	1,365	4,485	9,913
690	Operation and Management	264,269	3,648	267,917	43,237	70,520	67,737	86,423
	Undistributed	9,141	1	9,142	-	7,440	434	1,268
	Reserve Personnel - Total	40,901	400	41,301	7,923	10,199	10,082	13,097
750	Reserve Personnel	36,153	12	36,165	6,796	8,264	8,834	12,271
770	Reserve Officer Candidates	4,537	381	4,918	669	2,098	1,089	1,062
	Undistributed	211	7	218	458	(163)	159	(236)
	Air National Guard	178,538	255	178,792	30,581	31,723	55,679	60,809

a/ Inasmuch as fiscal records for the Military Construction Appropriation are not maintained by program year, the data shown here represent the activity against all funds available for expenditure during Fiscal Year 1958 for this appropriation.

b/ Less than $500.00

NOTE: Amounts do not necessarily add to totals due to rounding.

SOURCE: Financial Analysis Group, Directorate of Budget, Comptroller of the Air Force.

TABLE 93 - DEPARTMENT OF THE AIR FORCE - EXPENDITURES DURING FISCAL YEAR 1958 AGAINST FISCAL YEAR 1957 PROGRAMS

(In thousands of dollars. Figures in parentheses denote minus amounts.)

	APPROPRIATION AND PROGRAM TITLE	TOTAL NET EXPENDITURES	REIMBURSEMENTS COLLECTED	TOTAL GROSS EXPENDITURES	EXPENDITURES			
					FIRST QUARTER	SECOND QUARTER	THIRD QUARTER	FOURTH QUARTER
	ALL APPROPRIATIONS a/	5,147,165	84,820	5,231,985	1,378,408	1,058,117	991,892	1,803,568
	Aircraft and Related Procurement - Total	3,524,026	26,217	3,550,243	667,694	687,467	718,316	1,476,766
110	Aircraft - Complete	1,481,459	5,221	1,486,680	202,823	295,300	353,947	634,610
120	Aircraft Components	1,027,416	19,792	1,047,208	102,291	171,150	195,407	578,360
130	Guided Missiles - Complete	633,650	847	634,497	254,079	120,077	89,256	171,085
140	Guided Missile Components	30,089	0	30,089	10,108	8,512	9,188	2,281
150	Industrial Facilities and Equipment	93,504	337	93,841	13,825	22,863	24,307	32,846
160	Modification	257,914	14	257,928	84,337	69,229	46,068	58,294
170	First Destination Transportation	b/	b/	-	192	246	205	(643)
	Undistributed	(6)	6	-	39	90	(62)	(67)
	Procurement Other Than Aircraft - Total	643,190	4,768	647,958	131,125	161,567	131,111	224,155
210	Weapons, Ammunition and Propellants	34,113	139	34,252	2,902	7,721	13,528	10,101
220	Vehicular Equipment	18,588	1,086	19,674	7,213	4,007	3,122	5,332
230	Ground Communications and Electronics Equipment	156,822	392	157,214	40,951	23,781	24,349	68,134
240	Ground Handling Equipment	272,962	349	273,311	43,173	80,642	67,669	81,828
250	Training Equipment	18,964	18	18,982	3,490	4,182	4,763	6,547
260	Support Equipment and Supplies	107,397	2,311	109,708	26,577	30,704	10,544	41,883
270	Base Maintenance Equipment	34,396	471	34,867	6,694	10,480	7,358	10,334
	Undistributed	(52)	2	(50)	125	50	(222)	(3)
	Operation and Maintenance - Total	569,556	45,208	614,764	384,200	125,055	63,249	42,260
410	Aircraft Fuel and Oil	63,888	902	64,790	56,290	341	901	7,258
430	Logistical Support	230,895	34,538	265,433	156,086	53,743	30,946	24,658
440	Training Support	41,780	542	42,322	30,151	8,204	2,733	1,234
450	Operational Support	216,769	5,073	221,842	135,425	53,495	23,629	9,293
470	Medical Support	16,303	2,858	19,161	15,647	2,437	627	450
480	Service-Wide Support	25,416	720	26,136	16,455	4,085	2,659	2,937
490	Contingencies	1,063	40	1,103	636	161	191	115
	Undistributed	(26,558)	535	(26,023)	(26,490)	2,589	1,563	(3,685)

TABLE 93 - DEPARTMENT OF THE AIR FORCE - EXPENDITURES DURING FISCAL YEAR 1958 AGAINST FISCAL YEAR 1957 PROGRAMS (CONTINUED)

(In Thousands of dollars. Figures in parentheses denote minus amounts.)

	APPROPRIATION AND PROGRAM TITLE	TOTAL NET EXPENDITURES	REIMBURSEMENTS COLLECTED	TOTAL GROSS EXPENDITURES	EXPENDITURES			
					FIRST QUARTER	SECOND QUARTER	THIRD QUARTER	FOURTH QUARTER
	Military Personnel - Total	89,795	4,158	93,953	65,255	4,926	21,148	2,624
510	Pay and Allowances	31,462	1,362	32,824	14,366	(2,071)	18,777	1,752
530	Movement - Permanent Change of Station	40,876	677	41,553	30,038	7,854	(283)	3,944
550	Subsistence	15,196	2,009	17,205	16,272	501	3,031	(2,599)
590	Other Military Personnel Costs	170	110	280	241	29	9	1
	Undistributed	2,091	0	2,091	4,338	(1,387)	(386)	(474)
	Research and Development - Total	250,652	4,406	255,058	85,588	65,718	50,926	52,826
610	Aircraft and Related Equipment	65,949	1	65,950	20,274	14,043	16,860	14,773
620	Guided Missiles and Related Equipment	41,337	0	41,337	8,693	10,893	8,734	13,017
660	Ammunition and Related Equipment	5,144	0	5,144	1,452	1,198	1,540	954
670	Other Equipment	43,193	10	43,203	8,271	13,941	9,410	11,581
680	Military Sciences	37,805	95	37,900	10,338	10,965	8,897	7,700
690	Operation and Management	55,370	4,300	59,670	36,560	12,346	5,746	5,018
	Undistributed	1,854	b/	1,854	-	2,332	(261)	(217)
	Reserve Personnel - Total	6,271	12	6,284	6,000	205	46	33
750	Reserve Personnel	5,764	1	5,765	5,478	171	75	41
770	Reserve Officer Candidates	902	11	913	902	10	b/	1
	Undistributed	(394)	0	(394)	(380)	24	(29)	(9)
	Air National Guard - Total	63,673	51	63,725	38,546	13,179	7,096	4,904

a/ Inasmuch as fiscal records for the Military Construction Appropriation are not maintained by program year, data for this appropriation for Fiscal Year 1958 and prior years are shown on the table for Fiscal Year 1958 program.

b/ Less than $500.00.

NOTE: Amounts do not necessarily add to totals due to rounding.

SOURCE: Financial Analysis Group, Directorate of Budget, Comptroller of the Air Force.

TABLE 94 - DEPARTMENT OF THE AIR FORCE - EXPENDITURES DURING FISCAL YEAR 1958 AGAINST FISCAL YEAR 1956 PROGRAMS

(In thousands of dollars. Figures in parentheses denote minus amounts.)

	APPROPRIATION AND PROGRAM TITLE	TOTAL NET EXPENDITURES	REIMBURSEMENT COLLECTED	TOTAL GROSS EXPENDITURES	EXPENDITURES			
					FIRST QUARTER	SECOND QUARTER	THIRD QUARTER	FOURTH QUARTER
	ALL APPROPRIATIONS a/	2,541,947	301,316	2,843,263	922,071	765,188	646,393	509,612
	Aircraft and Related Procurement - Total	2,092,881	254,873	2,347,754	773,902	639,700	548,735	385,418
110	Aircraft - Complete	1,099,342	183,837	1,283,179	445,277	352,793	292,844	192,265
120	Initial Aircraft Component Spares & Spare Parts	449,051	71,415	520,466	161,191	110,577	137,045	111,653
130	Related Aircraft Procurement	269,600	-	269,600	81,831	104,413	51,128	32,229
140	Mod. of In-Service Aircraft and Comp. Equipment	103,119	-	103,119	34,426	34,410	23,789	10,493
150	Guided Missiles - Complete	171,848	(379)	171,469	50,923	36,081	45,800	38,666
180	Industrial Mobilization	216	-	216	19	16	29	152
190	Procurement Administration	(91)	b/	(91)	235	1,410	(1,696)	(40)
	Undistributed	(204)	-	(204)	-	-	(204)	-
	Major Procurement Other Than Aircraft - Total	299,046	103	299,149	59,647	76,108	65,135	98,259
210	Weapons, Ammunition, and Assist Take-Off Units	11,807	30	11,837	3,025	6,161	1,816	834
220	Ground Powered and Marine Equipment	7,721	-	7,721	1,968	1,708	1,318	2,727
230	Electronics and Communications Equipment	208,367	(2)	208,365	39,348	47,857	44,702	76,458
250	Training Equipment	25,752	76	25,828	6,214	6,710	6,892	6,012
270	Other Major Equipment	43,410	(2)	43,408	8,692	12,846	10,706	11,164
299	Classified Project	2,241	-	2,241	270	966	43	963
	Undistributed	(251)	-	(251)	130	(140)	(342)	101
	Maintenance and Operation - Total	89,919	45,891	135,810	56,949	36,899	22,826	19,136
410	Operation of Aircraft	42,992	41,221	84,213	32,236	24,234	14,795	12,948
420	Organization, Base & Maintenance Equipment and Supplies	10,799	4,851	15,650	8,043	3,526	386	3,696
430	Logistical Support	20,642	(747)	19,895	10,470	5,149	(585)	4,860
440	Training Support	1,690	2	1,692	273	524	533	362
450	Operational Support	11,446	508	11,954	10,064	(743)	1,155	1,477
470	Medical Support	92	75	167	72	44	28	23
480	Service-Wide Support	3,994	b/	3,994	(3)	1,322	95	2,580
490	Contingencies	524	-	524	126	51	275	71
	Appropriation Transfer Account	3	-	3	1	2	-	-
	Undistributed	(2,261)	(19)	(2,280)	(4,333)	2,790	6,144	(6,881)

TABLE 94 - DEPARTMENT OF THE AIR FORCE - EXPENDITURES DURING FISCAL YEAR 1958 AGAINST FISCAL YEAR 1956 PROGRAMS (CONTINUED)

(In thousands of dollars. Figures in parenthese denote minus amounts.)

	APPROPRIATION AND PROGRAM TITLE	TOTAL NET EXPENDITURES	REIMBURSEMENT COLLECTED	TOTAL GROSS EXPENDITURES	EXPENDITURES			
					FIRST QUARTER	SECOND QUARTER	THIRD QUARTER	FOURTH QUARTER
	Military Personnel - Total	2,352	211	2,563	2,314	132	(172)	289
510	Pay and Allowances	2,087	1	2,088	2,098	83	(344)	251
530	Movements - Permanent Change of Station	352	171	523	174	144	132	73
550	Subsistence	(46)	39	(7)	(3)	(3)	b/	(1)
590	Other Military Personnel Costs	1	6	7	1	1	5	b/
	Undistributed	(42)	(6)	(48)	44	(93)	35	(34)
	Research and Development - Total	49,897	240	50,137	25,488	9,883	9,008	5,758
610	Aircraft and Related Equipment	17,946	-	17,946	15,030	(2,477)	3,494	1,899
620	Guided Missiles and Related Equipment	5,245	-	5,245	1,137	3,651	565	(108)
660	Ammunition and Related Equipment	1,370	-	1,370	419	274	374	303
670	Other Equipment	10,701	3	10,704	4,087	3,076	1,479	2,062
680	Military Sciences	10,501	-	10,501	3,499	2,933	2,279	1,790
690	Operation and Management	3,808	237	4,045	1,316	1,679	875	175
	Undistributed	326	-	326	-	747	(58)	(363)
	Reserve Personnel - Total	77	-	77	23	26	15	13
750	Reserve Personnel	80	-	80	24	28	15	13
770	Reserve Officer Candidates	(3)	-	(3)	(3)	-	b/	b/
	Undistributed	b/	-	b/	2	(2)	b/	b/
	Air National Guard - Total	7,775	(2)	7,773	3,748	2,440	846	739

a/ Inasmuch as fiscal records for the Military Construction Appropriation are not maintained by program year, data for this appropriation for Fiscal Year 1958 and prior years are shown on the table for Fiscal Year 1958.

b/ Less than $500.00.

NOTE: Amounts do not necessarily add to totals due to rounding.

SOURCE: Financial Analysis Group, Directorate of Budget, Comptroller of the Air Force.

TABLE 95 - DEPARTMENT OF THE AIR FORCE - EXPENDITURES DURING FISCAL YEAR 1958 AGAINST FISCAL YEAR 1955 PROGRAMS

(In thousands of dollars. Figures in parentheses denote minus amounts.)

	APPROPRIATION AND PROGRAM TITLE	TOTAL NET EXPENDITURES	REIMBURSEMENTS COLLECTED	TOTAL GROSS EXPENDITURES	EXPENDITURES			
					FIRST QUARTER	SECOND QUARTER	THIRD QUARTER	FOURTH QUARTER
	ALL APPROPRIATIONS a/	672,999	260,222	933,221	299,995	218,607	219,776	194,843
	Aircraft and Related Procurement - Total	531,342	181,113	712,455	221,919	171,867	164,500	154,169
110	Aircraft - Complete	292,245	126,606	418,851	133,032	111,744	81,343	92,733
120	Initial Aircraft Component Spares and Spare Parts	143,224	54,506	197,730	58,595	49,482	51,074	38,578
130	Related Aircraft Procurement	70,416	0	70,416	20,396	2,529	28,708	18,784
140	Mod. of In-Service Aircraft and Comp. Equipment	2,239	0	2,239	1,741	(1,305)	436	1,366
150	Guided Missiles - Complete	22,895	0	22,895	8,034	9,276	2,899	2,685
180	Industrial Mobilization	(124)	0	(124)	1	8	15	(148)
190	Procurement Administration	496	0	496	120	133	73	171
	Undistributed	(48)	0	(48)	0	0	(48)	0
	Major Procurement Other Than Aircraft - Total	133,662	79,109	212,771	74,021	48,707	52,334	37,708
210	Weapons, Ammo., and Asst. Take-Off Units	3,152	3,382	6,534	2,861	130	2,621	922
220	Ground Powered and Marine Equipment	(4,031)	5,200	1,169	239	692	46	192
230	Electronics and Communications Equipment	93,667	71,235	164,902	59,479	36,809	40,477	28,138
250	Training Equipment	11,733	(225)	11,508	2,984	3,600	2,829	2,095
270	Other Major Equipment	27,015	(483)	26,532	8,104	7,346	5,088	5,993
299	Classified Project	2,185	0	2,185	339	145	1,304	397
	Undistributed	(59)	0	(59)	15	(15)	(31)	(29)
	Military Personnel - Total	(1,564)	0	(1,564)	(710)	(371)	(327)	(155)
510	Pay and Allowances	(1,446)	0	(1,446)	b/	(1,076) b/	(324)	(46)
530	Movements, Permanent Change of Station	(15)	0	(15)	b/	(4) b/	(3)	(7)
550	Subsistence	(102)	0	(102)	b/	0 b/	0	(102)
590	Other Military Personnel Costs	(1)	0	(1)	b/	(1) b/	0	0
	Research and Development - Total	9,559	0	9,559	4,765	(1,596)	3,269	3,121
610	Aircraft	2,425	0	2,425	797	107	257	1,263
620	Guided Missiles	(2,435)	0	(2,435)	(35)	(2,645)	171	74
630	Propulsion	(26)	0	(26)	797	(1,455)	307	325
640	Electronics	3,106	0	3,106	1,033	1,067	477	530
650	Armament	1,669	0	1,669	616	233	601	219
660	Equipment	2,262	0	2,262	597	577	826	262
670	Science	1,944	0	1,944	487	543	463	451
680	Special Projects	491	0	491	227	60	195	8
690	Laboratory Operations	71	0	71	252	(188)	0	6
	Undistributed	53	0	53	(6)	104	(28)	(18)

a/ Inasmuch as fiscal records for the Military Construction Appropriation are not maintained by program year, data for this appropriation for Fiscal Year 1958 and prior years are shown on the table for Fiscal Year 1958.

b/ Since no detail accounting records were available for this appropriation in the first quarter of Fiscal Year 1958, the cumulative amount for the first and second quarters is shown in the column "2nd Quarter".

NOTE: Amounts do not necessarily add to totals due to rounding.

Source: Financial Analysis Group, Directorate of Budget, Comptroller of the Air Force.

TABLE 96 - DEPARTMENT OF THE AIR FORCE - EXPENDITURES DURING FISCAL YEAR 1958 AGAINST FISCAL YEAR 1954 PROGRAMS

(In thousands of dollars. Figures in parentheses denote minus amounts.)

	APPROPRIATION AND PROGRAM TITLE	TOTAL NET EXPENDITURES	REIMBURSEMENTS COLLECTED	TOTAL GROSS EXPENDITURES	EXPENDITURES			
					FIRST QUARTER	SECOND QUARTER	THIRD QUARTER	FOURTH QUARTER
	ALL APPROPRIATIONS a/	36,005	227,490	263,495	47,703	84,238	68,535	63,020
	Aircraft and Related Procurement - Total	4,664	154,979	159,643	15,916	60,145	50,885	32,697
110	Aircraft - Complete	120,870	0	120,870	32,966	55,116	20,464	12,325
120	Initial Aircraft Component Spares & Spare Parts	31,273	0	31,273	15,089	(4,706)	16,863	4,026
130	Related Aircraft Procurement	25,982	1	25,983	13,074	1,622	4,114	7,173
140	Modification of In-Service Aircraft and Component Equipment	1,371	0	1,371	291	834	94	153
150	Guided Missiles - Complete	8,580	0	8,580	1,378	2,542	3,040	1,620
180	Industrial Mobilization	30	0	30	25	(4)	b/	8
190	Procurement and Production Administration	24	0	24	0	1	b/	23
900	Military Assistance	(183,692)	154,978	(28,714)	(46,907)	4,740	6,084	7,369
	Undistributed	226	0	226	0	0	226	b/
	Major Procurement Other Than Aircraft - Total	20,215	72,511	92,726	25,474	26,060	16,863	24,330
210	Weapons and Ammunition	3,291	3,122	6,413	2,926	2,000	1,092	396
220	Ground Powered and Marine Equipment	(4,447)	4,798	351	267	61	(170)	192
230	Electronics and Communications Equipment	65,007	1,705	66,712	16,066	19,711	16,533	14,402
250	Training Equipment	1,947	(203)	1,744	71	(219)	1,018	874
270	Other Major Equipment	3,036	(642)	2,394	821	870	(10,198)	10,901
299	Classified Project	0	0	0	0	0	0	0
900	Military Assistance	(48,503)	63,730	-15,227	5,323	3,068	9,272	(2,435)
	Undistributed	(115)	0	(115)	0	569	(684)	0
	Research and Development - Total	11,126	b/	11,126	6,313	(1,967)	787	5,993
610	Aircraft	3,187	0	3,187	2,447	(1,760)	26	2,475
620	Guided Missiles	2,484	0	2,484	1,987	(1,548)	14	2,030
630	Propulsion	353	0	353	(57)	138	(128)	399
640	Electronics	1,430	0	1,430	454	331	231	414
650	Armament	888	0	888	323	(5)	145	425
660	Equipment	1,671	0	1,671	682	495	319	175
670	Science	467	0	467	189	129	90	58
680	Special Projects	547	0	547	287	171	75	15
690	Laboratory Operations	71	b/	71	1	32	25	13
	Undistributed	29	0	29	0	50	(10)	(11)

a/ Inasmuch as fiscal records for the Military Construction Appropriation are not maintained by program year, data for this appropriation for Fiscal Year 1958 and prior years are shown on the table for Fiscal Year 1958.

b/ Less than $500.00.

NOTE: Amounts do not necessarily add to totals due to rounding.

SOURCE: Financial Analysis Group, Directorate of Budget, Comptroller of the Air Force.

TABLE 97 - DEPARTMENT OF THE AIR FORCE - EXPENDITURES DURING FISCAL YEAR 1958 AGAINST FISCAL YEAR 1953 AND PRIOR YEAR PROGRAMS

(In thousands of dollars. Figures in parentheses denote minus amounts.)

APPROPRIATION AND PROGRAM TITLE	TOTAL NET EXPENDITURES	REIMBURSEMENTS COLLECTED	TOTAL GROSS EXPENDITURES	EXPENDITURES			
				FIRST QUARTER	SECOND QUARTER	THIRD QUARTER	FOURTH QUARTER
ALL APPROPRIATIONS a/	215,359	16,527	231,885	330,449	86,471	(7,868)	(177,166)
Aircraft and Related Procurement - Total	209,350	9,717	219,067	294,627	80,391	(75,920)	(80,030)
Liquidation Account	181,412	9,717	191,129	104,852	22,080	26,706	37,492
Appropriation Transfer Account	1	-	1	1	0	0	0
Undistributed b/	27,937	0	27,937	189,774	58,311	(102,626)	(117,522)
Major Procurement Other Than Aircraft - Total	8,166	384	8,550	34,769	(104)	55,910	(82,024)
Liquidation Account	47,568	384	47,952	26,496	1,507	6,753	13,196
Appropriation Transfer Account	163	-	163	12	38	47	66
Undistributed b/	(39,565)	0	(39,565)	8,261	(1,649)	49,110	(95,286)
Maintenance and Operations - Total	16,518	5,960	22,477	4,174	6,618	9,228	2,458
FY 1953	3,706	0	3,706	1,833	1,550	328	(4)
"M" Account	12,812	5,960	18,771	2,341	5,068	8,900	2,463
Military Personnel "M" Account	(1,905)	232	(1,673)	(503)	(471)	(363)	(336)
Research and Development - Total	(16,775)	234	(16,541)	(2,583)	87	3,207	(17,252)
Liquidation Account	6,812	234	7,046	3,310	1,000	1,647	1,089
Appropriation Transfer Account	102	-	102	31	47	9	15
Undistributed b/	(23,689)	0	(23,689)	(5,924)	(960)	1,551	(18,356)
Reserve Personnel "M" Account	48	0	48	9	17	9	12
Air National Guard "M" Account	(43)	0	(43)	(44)	(67)	61	6

a/ Inasmuch as fiscal records for the Military Construction Appropriation are not maintained by program year, data for this appropriation for Fiscal Year 1958 and prior years are shown on the table for the Fiscal Year 1958 program.

b/ Represents balance of Treasury expenditures applicable to Air Force appropriations not distributed by budget program and/or program year.

- Entry not applicable.

0 No amount reported.

NOTE: This table includes data for Appropriation Transfer Accounts for convenience of presentation.

SOURCE: Financial Analysis Group, Directorate of Budget, Comptroller of the Air Force.

TABLE 98 - ACTIVITY IN AIR FORCE MANAGEMENT FUNDS DURING FISCAL YEAR 1958

The Air Force Management Fund was established under Section 406, Public Law 216, 81st Congress, National Security Act Amendments of 1949 to provide a means for simplifying administration of and bookkeeping for financial transactions of either a continuing or a one-time project to be financed by two or more appropriations, where the expenditures are not readily allocable to such appropriations initially. (Figures in parentheses indicate minus amounts.)

LINE NO.	ITEM	TOTAL DURING FY 1958	PROGRAM YEAR 1958	PROGRAM YEAR 1957	PROGRAM YEAR 1956	PROGRAM YEAR 1955	PROGRAM YEAR 1952 & 1953	"M" ACCOUNT	UNDISTRIBUTED
1	Unobligated Balance, 1 July 1957:								
	(a) Available for New Obligations in FY 58 (Corpus Only)	1,000,000	-	1,000,000	-	-	-	-	-
	(b) Available only for Adjustment of Prior Years Obligations	5,103,938	-	3,962,911	907,976	233,695	(644)	-	-
2	Unliquidated Obligations, 1 July 1957	52,024,322	-	49,715,909	2,048,573	29,167	-	6,100,862	(5,870,189)
3	Unexpended Balance, 1 July 1957	58,128,260	-	54,678,820	2,956,549	262,862	(644)	6,100,862	(5,870,189)
4	Transfer of Corpus	-	1,000,000	(1,000,000)	-	-	-	-	-
5	Advances by Source Appropriation:								
6	"Procurement Other Than Aircraft, Air Force"	3,366,000	3,366,000	-	-	-	-	-	-
7	"Operation and Maintenance, Air Force, 1958"	16,260,000	16,260,000	-	-	-	-	-	-
8	"Service-Wide Supply and Finance, Navy, 1958"	1,116,000	1,116,000	-	-	-	-	-	-
9	"Ships and Facilities, Navy, 1958"	82,000	82,000	-	-	-	-	-	-
10	"Operation and Maintenance, Army, 1958"	1,198,000	1,198,000	-	-	-	-	-	-
11	Total Advances by Source	22,022,000	22,022,000	-	-	-	-	-	-
12	Anticipated Reimbursements:								
13	"General Services Administration"	67,000	67,000	-	-	-	-	-	-
14	"Procurement Other Than Aircraft, Air Force"	(451,000)	-	(451,000)	-	-	-	-	-
15	"Canada and U. S. Weather Bureau"	5,821	-	-	5,821	-	-	-	-
16	Total Anticipated Reimbursements	(378,179)	67,000	(451,000)	5,821	-	-	-	-
17	Available For Fiscal Year 1958 Program (Lines 1(a), 4, 11, and 16)	23,089,000	23,089,000	-	-	-	-	-	-
18	Obligations Against Fiscal Year 1958 Program	20,679,980	20,679,980	-	-	-	-	-	-
19	Restoration Under P. L. 798, 84th Congress	519,288	-	-	-	-	-	519,288	-
20	Available for Adjustment of Prior Years Obligations (Lines 1 (a & b), 4, 11, 16, and 19)	5,178,047	-	3,511,911	913,797	233,695	(644)	519,288	-
21	Adjustment in Obligations of Prior Years	(4,955,583)	-	(5,640,775)	165,901	-	3	519,288	-
22	Total Available for Expenditure (Lines 3, 4, 11, 16, and 19)	80,291,369	23,089,000	53,227,820	2,962,370	262,862	(644)	6,620,150	(5,870,189)
23	Expenditure Activity During Fiscal Year 1958	54,021,896	12,515,405	41,263,311	1,776,486	-	3	3,507,567	(5,040,876)

TABLE 98 – ACTIVITY IN AIR FORCE MANAGEMENT FUNDS DURING FISCAL YEAR 1958 (CONTINUED)

(Figures in Parentheses denote minus amounts.)

LINE NO.	ITEM	TOTAL DURING FY 1958	PROGRAM YEAR 1958	PROGRAM YEAR 1957	PROGRAM YEAR 1956	PROGRAM YEAR 1955	PROGRAM YEAR 1952 and 1953	"M" ACCOUNT	UNDISTRIBUTED
24	Return of Prior Year Advances to Source Appropriation:								
25	"Procurement Other Than Aircraft, Air Force"	1,979,693	-	1,900,000	-	79,693	-	-	-
26	"Military Construction, Air Force"	1,410,002	-	1,056,000	200,000	154,002	-	-	-
27	"Operation and Maintenance, Air Force,1957"	5,400,000	-	5,400,000	-	-	-	-	-
28	Total Returns During Fiscal Year 1958	8,789,695	-	8,356,000	200,000	233,695	-	-	-
29	Unobligated Balances Withdrawn Pursuant to P. L. 798, 84th Congress	716,035	1,145,070	(379,727)	(48,661)	-	(647)	-	-
30	Unliquidated Obligations Transferred to "M" Account	-	-	-	(437,988)	(29,167)	-	467,155	-
31	Unobligated Balance, 30 June 1958:								
	(a) Available for Fiscal Year 1959 Program (Corpus Only)	1,000,000	1,000,000	-	-	-	-	-	-
	(b) Available for Adjustment of Prior Years Obligations (Lines 17 less 18, Plus 20, less 21, less 28, and 29, less Corpus)	2,036,920	263,950	1,176,413	596,557	-	-	-	-
32	Unliquidated Obligations, 30 June 1958 (Lines 2, 18, and 21, less 23 and 30)	13,726,823	8,164,575	2,811,823	-	-	-	3,579,738	(829,313)
33	Unexpended Balance, 30 June 1958	16,763,743	9,428,525	3,988,236	596,557	-	-	3,579,738	(829,313)

SOURCE: Financial Analysis Group, Directorate of Budget, Comptroller of the Air Force.

Transportation

PART XIII

TRANSPORTATION

INTRODUCTION

The data included in this section represent the actual movement of people and things world-wide.

MATS airlift as shown herein represents all operations that carried the traffic allocated by the Joint Military Transportation Committee (JMTC). It includes the utilization of military aircraft as well as commercial aircraft procured to support the JMTC requirement; it does not include the airlift procured by MATS at request of the Departments of Army, Navy, and Air Force.

Ocean Transportation as shown herein represents all traffic arranged for by the Military Sea Transportation Service on the following types of ships:

CARGO - (1) MSTS Ships: MSTS operated passenger and cargo vessels and MSTS contractor operated vessels.

(2) Commercial ships on time or voyage charter, shipping contract, and berth term.

(3) Maritime administration ships.

(4) Navy ships.

PASSENGER - MSTS Vessels, contract space on commercial vessels, and space on cargo vessels as required.

Tables reflecting movements out of AF CONUS Installations via commercial transportation refer to traffic within the CONUS where movement is accomplished by a bill of lading or a transportation request. Data as shown herein include movements by Air Force for other services and do not include movements for the Air Force by other services. Data are for the period in which traffic moved rather than for the period of payment for transportation service.

DEFINITIONS

LOGAIR - Commercial contract airlift in the Continental U. S. controlled by the Air Materiel Command and designed to provide scheduled air transportation for the movement of high priority cargo.

LOGLAND - Surface transportation system developed by the Air Force to provide rapid, controlled movement of small-lot shipments in scheduled motor common carrier service. The system services military installations and contractors' facilities.

LOGSEA - System developed to provide expeditious ocean movement of specified categories of Air Force and Air Force sponsored materials from Continental U. S. shipping activities to oversea destinations.

SPACE REQUIRED TRAVEL - Transportation space against which a requirement was accepted and an assignment made.

SPACE AVAILABLE TRAVEL - Space which is surplus after all space required traffic has been accommodated and which would otherwise be unused.

MEASUREMENT TON (M/T) - Unit of volume displacing 40 cubic feet of space.

505282 O - 59 - 14

TABLE 99 – MATS AIRLIFT OF JMTC ALLOCATED TRAFFIC
FY 1958

SOURCE AND DESTINATION	NUMBER OF PASSENGERS	SHORT TONS		
		Passengers	Cargo and Mail	Total
	AIR FORCE SPONSORED			
TOTAL	368,437	41,429.8	130,576.5	172,006.3
U.S. to Overseas - Total	148,539	16,991.0	59,191.8	76,182.8
Trans-Atlantic	80,100	9,100.5	27,460.0	36,560.5
Arctic	23,694	2,641.8	8,069.8	10,711.6
Caribbean	5,931	678.3	4,121.2	4,799.5
Pacific	26,858	3,160.7	13,481.2	16,641.9
Alaska	11,956	1,409.7	6,059.6	7,469.3
Overseas to U.S. - Total	180,451	19,950.0	58,947.8	78,897.8
Trans-Atlantic	99,753	10,690.6	30,539.2	41,229.8
Arctic	27,007	2,984.9	7,157.9	10,142.8
Caribbean	5,656	606.9	1,532.6	2,139.5
Pacific	36,673	4,352.9	14,869.9	19,222.8
Alaska	11,362	1,314.7	4,848.2	6,162.9
Intermediate - Total	39,447	4,488.8	12,436.9	16,925.7
Atlantic	11,812	1,335.1	3,385.8	4,720.9
Pacific	27,610	3,150.9	8,786.8	11,937.7
Alaska	25	2.8	264.3	267.1
	ALL TRAFFIC			
TOTAL	722,173	80,633.6	178,581.2	259,214.8
U.S. to Overseas - Total	309,060	35,013.9	90,548.7	125,562.6
Trans-Atlantic	148,008	16,690.1	39,679.1	56,369.2
Arctic	32,859	3,654.8	13,487.4	17,142.2
Caribbean	12,439	1,420.9	5,161.8	6,582.7
Pacific	98,099	11,199.6	25,643.6	36,843.2
Alaska	17,655	2,048.5	6,576.8	8,625.3
Overseas to U.S. - Total	320,347	35,038.4	69,046.5	104,084.9
Trans-Atlantic	158,966	16,770.7	34,039.9	50,810.6
Arctic	33,130	3,610.7	7,329.2	10,939.9
Caribbean	13,183	1,403.9	1,628.3	3,032.2
Pacific	96,480	11,105.2	20,588.0	31,693.2
Alaska	18,588	2,147.9	5,461.1	7,609.0
Intermediate - Total	92,766	10,581.3	18,986.0	29,567.3
Atlantic	15,139	1,695.4	3,584.7	5,280.1
Pacific	77,602	8,883.1	15,137.0	24,020.1
Alaska	25	2.8	264.3	267.1

NOTE: Trans-Atlantic: Europe, Mediterranean, Africa, Azores, Bermuda, Iceland.
Arctic: Newfoundland, Greenland, Labrador.
Pacific: Philippines, Far East, Pacific Islands, Indian Ocean Area.
Caribbean: Caribbean Area, South America, Ascension Island.
Alaska: Includes Aleutians.

SOURCE: Movement Control Division, Directorate of Transportation, DCS/Materiel

TABLE 100 - MOVEMENT OF USAF SPONSORED PASSENGERS VIA OCEAN TRANSPORTATION BY DIRECTION OF LIFT AND CATEGORY OF PERSONNEL FISCAL YEAR 1958

(This is a new table and does not appear in the previous fiscal year Statistical Digest.)

DIRECTION OF LIFT	TOTAL	MILITARY	DEPENDENT	OTHER
GRAND TOTAL	86,083	27,569	54,980	3,534
Outbound from Continental U.S.	34,895	6,473	28,021	401
Inbound to Continental U.S.	38,938	14,136	24,122	680
Intra-Area - Total	7,405	5,292	1,057	1,056
Japan/Korea	2,479	2,188	5	286
Other	4,926	3,104	1,052	770
Inter-Area - Total	4,093	922	1,779	1,392
To Japan/Korea 1/	407	130	254	23
From Japan/Korea 2/	502	291	184	27
Other	3,184	501	1,341	1,342
Coastwise 3/	751	745	1	5
Inter-Coastal 3/	1	1	-	-

1/ From other than U. S.
2/ To other than U.S.
3/ U.S.

SOURCE: Movement Control Division, Directorate of Transportation, DCS/Materiel

TABLE 101 — MOVEMENT OF USAF SPONSORED PASSENGERS VIA OCEAN TRANSPORTATION TO AND FROM CONUS — BY SOURCE AND DESTINATION, ACCOMMODATION, AND CATEGORY OF PERSONNEL — FISCAL YEAR 1958

(This is a new table and does not appear in the previous year Statistical Digest.)

CONTINENTAL U.S. PORT OVERSEA AREA CATEGORY OF PERSONNEL	OUTBOUND				INBOUND			
	Total	Space Required		Space Available	Total	Space Required		Space Available
		Cabin	Troop			Cabin	Troop	
GRAND TOTAL	34,895	33,786	78	1,031	38,938	31,371	6,069	1,498
MILITARY	6,473	6,253	49	171	14,136	7,958	6,058	120
DEPENDENT	28,021	27,195	-	826	24,122	22,844	-	1,278
OTHER	401	338	29	34	680	569	11	100
EAST COAST - TOTAL	14,799	14,402	17	380	16,462	13,268	2,521	673
Military	3,157	3,045	17	95	5,867	3,258	2,519	90
Dependent	11,421	11,140	-	281	10,292	9,747	-	545
Other	221	217	-	4	303	263	2	38
North Atlantic - Total	85	27	-	58	433	200	210	23
Military	14	5	-	9	312	94	210	8
Dependent	71	22	-	49	116	101	-	15
Other	-	-	-	-	5	5	-	-
Canal Zone - Total	716	664	1	51	419	326	9	84
Military	182	169	1	12	119	96	9	14
Dependent	527	488	-	39	290	222	-	68
Other	7	7	-	-	10	8	-	2
Caribbean - South America - Total	583	540	3	40	947	843	41	63
Military	133	118	3	12	299	258	41	-
Dependent	449	421	-	28	642	581	-	61
Other	1	1	-	-	6	4	-	2
British Isles - Total	4,166	4,108	3	55	5,218	4,207	863	148
Military	999	986	3	10	1,781	892	863	26
Dependent	3,145	3,102	-	43	3,347	3,236	-	111
Other	22	20	-	2	90	79	-	11
Europe - Total	3,955	3,808	6	141	5,998	4,567	1,210	221
Military	757	705	6	46	2,293	1,047	1,210	36
Dependent	3,130	3,035	-	95	3,566	3,401	-	165
Other	68	68	-	-	139	119	-	20
Mediterranean - Total	5,294	5,255	4	35	3,447	3,125	188	134
Military	1,072	1,062	4	6	1,063	871	186	6
Dependent	4,099	4,072	-	27	2,331	2,206	-	125
Other	123	121	-	2	53	48	2	3
GULF COAST - TOTAL	26	3	22	1	6	-	6	-
Military	4	1	3	-	6	-	6	-
Other	22	2	19	1	-	-	-	-
Caribbean - South America - Total	3	-	3	-	-	-	-	-
Military	1	-	1	-	-	-	-	-
Other	a/2	-	a/2	-	-	-	-	-
British Isles-Europe - Total	17	2	14	1	6	-	6	-
Military	b/3	b/1	b/2	-	6	-	6	-
Other	14	1	12	1	-	-	-	-
Mediterranean, Persian Gulf, Red Sea - Total	6	1	5	-	-	-	-	-
Other	c/6	1	c/5	-	-	-	-	-
CALIFORNIA COAST - TOTAL	12,439	11,991	38	410	16,234	12,941	2,781	512
Military	2,067	1,986	28	53	6,163	3,376	2,775	12
Dependent	10,294	9,947	-	347	9,859	9,388	-	471
Other	78	58	10	10	212	177	6	29
Hawaii - Total	2,601	2,449	13	139	4,301	3,729	385	187
Military	532	495	7	30	1,360	969	385	6
Dependent	2,049	1,946	-	103	2,915	2,741	-	174
Other	20	8	6	6	26	19	-	7
Central and South Pacific - Total	13	3	9	1	29	27	2	-
Military	11	2	9	-	9	7	2	-
Dependent	2	1	-	1	20	20	-	-

TABLE 101 – MOVEMENT OF USAF SPONSORED PASSENGERS VIA OCEAN TRANSPORTATION TO AND FROM CONUS – BY SOURCE AND DESTINATION, ACCOMMODATION, AND CATEGORY OF PERSONNEL – FISCAL YEAR 1958 (CONTINUED)

(This is a new table and does not appear in the previous year Statistical Digest.)

CONTINENTIAL U. S. PORT OVERSEA AREA CATEGORY OF PERSONNEL	OUTBOUND				INBOUND			
	Total	Space Required		Space Available	Total	Space Required		Space Available
		Cabin	Troop			Cabin	Troop	
CALIFORNIA COAST (Cont'd)								
Marianas-Bonins - Total	2,387	2,341	-	46	1,829	1,719	52	58
Military	401	400	-	1	471	419	51	1
Dependent	1,975	1,931	-	44	1,335	1,278	-	57
Other	11	10	-	1	23	22	1	-
Ryukyus Islands - Total	1,112	1,088	1	23	2,160	2,056	98	6
Military	113	110	1	2	624	527	97	-
Dependent	989	970	-	19	1,514	1,510	-	4
Other	10	8	-	2	22	19	1	2
Japan-Korea - Total	3,761	3,600	11	150	5,574	3,211	2,186	177
Military	683	661	8	14	3,069	882	2,185	2
Dependent	3,049	2,914	-	135	2,385	2,221	-	164
Other	29	25	3	1	120	108	1	11
Philippine Islands - Total	1,936	1,886	3	47	1,969	1,870	22	77
Military	227	219	3	5	502	481	19	2
Dependent	1,703	1,661	-	42	1,446	1,380	-	66
Other	6	6	-	-	21	9	3	9
Asia-East Coast - Total	629	624	1	4	372	329	36	7
Military	100	99	-	1	128	91	36	1
Dependent	527	524	-	3	244	238	-	6
Other	2	1	1	-	-	-	-	-
WASHINGTON-OREGON - TOTAL	7,631	7,390	1	240	6,236	5,162	761	313
Military	1,245	1,221	1	23	2,100	1,324	758	18
Dependent	6,306	6,108	-	198	3,971	3,709	-	262
Other	80	61	-	19	165	129	3	33
North Pacific - Total	1,674	1,559	1	114	2,617	1,885	597	135
Military	321	301	1	19	1,088	478	597	13
Dependent	1,339	1,247	-	92	1,451	1,344	-	107
Other	14	11	-	3	78	63	-	15
Hawaii - Total	4	3	-	1	-	-	-	-
Dependent	4	3	-	1	-	-	-	-
Ryukyus Islands - Total	563	558	-	5	297	295	-	2
Military	55	55	-	-	75	75	-	-
Dependent	505	500	-	5	218	216	-	2
Other	3	3	-	-	4	4	-	-
Japan-Korea - Total	5,336	5,216	-	120	3,314	2,974	164	176
Military	858	854	-	4	935	769	161	5
Dependent	4,415	4,315	-	100	2,296	2,143	-	153
Other	63	47	-	16	83	62	3	18
Asia-East Coast - Total	54	54	-	-	8	8	-	-
Military	11	11	-	-	2	2	-	-
Dependent	43	43	-	-	6	6	-	-

a/ Includes 1 passenger to Canal Zone.
b/ British Isles.
c/ Includes 3 passengers to Persian Gulf-Red Sea Area.

SOURCE: Movement Control Division, Directorate of Transportation, DCS/Materiel

TABLE 102 — MOVEMENT OF AIR FORCE SPONSORED DRY CARGO BY DIRECTION OF LIFT AND BY COMMODITY, FISCAL YEAR 1958

(In Measurement Tons)

(This is a new table and does not appear in the previous fiscal year Statistical Digest.)

DIRECTION OF LIFT	TOTAL	GENERAL CARGO 1/		SPECIAL CARGO 2/		AIRCRAFT	OTHER 3/
		Household Effects	Other	Private Vehicles	Other		
GRAND TOTAL	2,953,419	506,959	1,207,092	531,683	346,639	293,889	67,157
Outbound from Continental U.S.	1,588,239	229,772	647,125	253,952	168,172	266,057	23,161
Inbound to Continental U.S.	751,327	245,773	244,249	223,571	26,724	6,085	4,925
Intra-Area - Total	291,243	13,413	160,000	35,476	70,569	-	11,785
Japan/Korea	171,108	6,205	75,168	29,934	51,467	-	8,334
Other	120,135	7,208	84,832	5,542	19,102	-	3,451
Inter-Area - Total	281,107	16,030	141,996	12,594	80,975	2,226	27,286
To Japan/Korea 4/	17,737	1,351	9,861	2,177	3,043	853	452
From Japan/Korea 5/	74,758	6,641	37,440	6,928	20,173	1,373	2,203
Other	188,612	8,038	94,695	3,489	57,759	-	24,631
Coastwise 6/	30,885	725	7,835	2,944	77	19,304	-
Inter-Coastal 6/	10,618	1,246	5,887	3,146	122	217	-

1/ Includes packaged petroleum, oil, and lubricants, miscellaneous materiel packed in boxes, bales, bags (including U.S. Mail), barrels, and other items not requiring special stowage.
2/ Any wheeled and tracked vehicles, and any cargo weighing more than 10,000 pounds or measuring 35 feet in any dimension except uncrated aircraft.
3/ Includes: Reefer (perishable commodities requiring refrigerated storage) and ammunition and explosives.
4/ From other than U.S.
5/ To other than U.S.
6/ U.S.

SOURCE: Movement Control Division, Directorate of Transportation, DCS/Materiel

TABLE 103 — MOVEMENT OF AF SPONSORED DRY CARGO VIA OCEAN TRANSPORTATION — TO AND FROM CONUS BY SOURCE AND DESTINATION AND BY COMMODITY, FISCAL YEAR 1958

(In Measurement Tons)

(This is a new table and does not appear in the previous fiscal year Statistical Digest.)

CONTINENTAL U.S. PORT OVERSEA AREA	OUTBOUND FROM CONTINENTAL U. S.							INBOUND TO CONTINENTAL U.S.						
	TOTAL	GENERAL CARGO		SPECIAL CARGO		AIRCRAFT	OTHER	TOTAL	GENERAL CARGO		SPECIAL CARGO		AIRCRAFT	OTHER
		Household Effects	Other	Private Vehicles	Other				Household Effects	Other	Private Vehicles	Other		
WORLD-WIDE - TOTAL	1,588,239	229,772	647,125	253,952	168,172	266,057	23,161	751,327	245,773	244,249	223,571	26,724	6,085	4,925
N. Atlantic	126,963	9,341	94,483	5,157	16,677	-	1,305	56,765	10,699	32,790	5,677	7,599	-	-
Caribbean, S. America Canal Zone	104,494	10,694	62,188	12,921	13,776	236	4,679	30,864	7,195	12,030	7,637	3,986	-	16
Azores	18,208	3,879	8,778	3,188	2,340	-	23	4,727	370	3,912	379	66	-	-
Iceland	4,435	206	2,884	876	469	-	-	1,860	-	884	150	442	-	384
British Isles	103,950	34,430	38,560	18,224	7,333	125	5,278	138,766	64,102	29,689	39,960	1,993	-	3,022
Europe	315,094	51,742	105,628	55,771	31,448	64,941	5,564	203,407	81,925	25,869	86,703	3,803	4,034	1,073
Med-W.Coast Africa	388,780	71,835	137,525	42,650	39,351	94,475	2,944	118,877	38,697	54,388	21,181	4,284	-	327
Middle East 1/	16,253	1,304	9,160	311	2,310	3,167	1	8,078	48	8,030	-	-	-	-
Central & South Pacific 2/	95,560	7,570	35,114	25,142	11,196	16,255	283	39,201	8,762	9,816	19,301	1,322	-	-
Far East 3/	233,815	20,545	75,416	61,634	21,045	52,909	2,266	108,617	25,395	47,779	30,366	2,990	2,051	36
S.W. Pacific 4/	123,551	14,805	48,430	16,671	8,878	33,949	818	20,524	8,542	9,941	1,816	219	-	6
No. Pacific	57,136	3,421	28,959	11,407	13,349	-	-	19,641	38	9,121	10,401	20	-	61
EAST COAST - TOTAL	693,510	134,362	301,060	137,678	97,834	333	22,243	508,483	175,044	150,466	157,595	20,640	-	4,738
N. Atlantic	126,963	9,341	94,483	5,157	16,677	-	1,305	56,765	10,699	32,790	5,677	7,599	-	-
Caribbean, S.America Canal Zone	73,160	8,347	39,493	11,821	8,820	-	4,679	25,416	4,593	10,364	6,698	3,745	-	16
Azores	15,296	3,673	6,137	3,174	2,289	-	23	4,727	370	3,912	379	66	-	-
Iceland	4,435	206	2,884	876	469	-	-	1,860	-	884	150	442	-	384
British Isles	73,474	25,758	21,182	17,045	4,086	125	5,278	133,947	61,477	28,271	39,719	1,541	-	2,939
Europe	175,129	37,578	52,527	53,756	25,705	-	5,563	170,568	62,204	21,717	82,424	3,150	-	1,073
Med-W.Coast Africa	182,116	47,330	65,895	41,657	24,082	208	2,944	95,556	31,443	40,259	19,664	3,864	-	326
Middle East	6,614	1,239	3,957	228	1,189	-	1	8,078	48	8,030	-	-	-	-
Central & South Pacific	2,846	265	925	528	1,021	-	107	635	278	106	241	10	-	-
Far East	20,053	325	6,689	2,521	8,885	-	1,633	10,175	3,804	3,645	2,552	174	-	-
S.W. Pacific	13,424	300	6,888	915	4,611	-	710	756	128	488	91	49	-	-
GULF COAST - TOTAL	411,063	55,067	152,771	7,487	33,127	162,611	-	98,685	38,569	44,725	8,179	2,911	4,216	85
Caribbean, S.America Canal Zone	30,839	2,265	22,609	1,058	4,671	236	-	4,694	1,982	1,616	855	241	-	-
Azores	2,912	206	2,641	14	51	-	-	-	-	-	-	-	-	-
British Isles	26,827	8,671	13,965	1,150	3,041	-	-	4,437	2,625	1,043	234	452	-	83
Europe	113,891	14,161	28,686	1,490	4,613	64,941	-	27,431	16,463	3,496	2,842	596	4,034	-
Med-W.Coast Africa	190,489	23,592	58,836	950	12,844	94,267	-	23,007	7,056	14,098	1,432	420	-	1
Middle East	9,310	49	4,984	-	1,110	3,167	-	-	-	-	-	-	-	-
Central & South Pacific	6,760	520	4,786	187	1,267	-	-	703	141	387	175	-	-	-
Far East	22,263	3,909	12,230	1,993	4,131	-	-	37,822	10,149	23,759	2,529	1,202	182	1
S.W. Pacific	7,772	1,694	4,034	645	1,399	-	-	591	153	326	112	-	-	-

TABLE 103 – MOVEMENT OF AF SPONSORED DRY CARGO VIA OCEAN TRANSPORTATION – TO AND FROM CONUS BY SOURCE AND DESTINATION AND BY COMMODITY, FISCAL YEAR 1958 (CONTINUED)

(IN MEASUREMENT TONS)

(This is a new table and does not appear in the previous fiscal year Statistical Digest.)

CONTINENTAL U.S. PORT OVERSEA AREA	OUTBOUND FROM CONTINENTAL U.S.							INBOUND TO CONTINENTAL U.S.						
	TOTAL	GENERAL CARGO		SPECIAL CARGO		AIRCRAFT	OTHER	TOTAL	GENERAL CARGO		SPECIAL CARGO		AIRCRAFT	OTHER
		Household Effects	Other	Private Vehicles	Other				Household Effects	Other	Private Vehicles	Other		
CALIFORNIA - TOTAL	408,690	34,726	167,580	84,764	17,921	103,113	586	119,951	30,533	39,727	44,634	3,147	1,869	41
Caribbean, S.America														
Canal Zone	207	77	70	42	18	-	-	620	486	50	84	-	-	-
British Isles	2,870	1	2,694	-	175	-	-	382	-	375	7	-	-	-
Europe	24,962	-	24,329	495	137	-	1	5,408	3,258	656	1,437	57	-	-
Mediterranean	11,891	-	11,567	43	281	-	-	314	198	31	85	-	-	-
Middle East	121	16	11	83	11	-	-	-	-	-	-	-	-	-
Central & South Pacific	84,199	6,588	28,830	24,347	8,031	16,255	148	37,817	8,340	9,294	18,871	1,312	-	-
Far East	175,905	15,366	56,074	44,691	6,536	52,909	329	56,299	10,023	20,245	22,539	1,588	1,869	35
S.W. Pacific	100,575	12,656	36,558	14,894	2,410	33,949	108	19,051	8,228	9,036	1,611	170	-	6
N. Pacific	7,960	22	7,447	169	322	-	-	60	-	40	-	20	-	-
WASHINGTON-OREGON - TOTAL	74,976	5,617	25,714	24,023	19,290	-	332	24,208	1,627	9,331	13,163	26	-	61
Caribbean, S.America														
Canal Zone	288	5	16	-	267	-	-	134	134	-	-	-	-	-
British Isles	779	-	719	29	31	-	-	-	-	-	-	-	-	-
Europe	1,112	3	86	30	993	-	-	-	-	-	-	-	-	-
Mediterranean	4,284	913	1,227	-	2,144	-	-	-	-	-	-	-	-	-
Mid-East	208	-	208	-	-	-	-	-	-	-	-	-	-	-
Central & South Pacific	1,755	197	573	80	877	-	28	46	3	29	14	-	-	-
Far East	15,594	945	423	12,429	1,493	-	304	4,321	1,419	130	2,746	26	-	-
S.W. Pacific	1,780	155	950	217	458	-	-	126	33	91	2	-	-	-
N. Pacific	49,176	3,399	21,512	11,238	13,027	-	-	19,581	38	9,081	10,401	-	-	61

1/ Persian Gulf, Red Sea, Indian Ocean Areas.
2/ Includes Hawaii, Marianas, Bonins.
3/ Japan/Korea and Ryukyus Islands.
4/ Philippine Islands and Asia, East Coast.

SOURCE: Movement Control Division, Directorate of Transportation, DCS/Materiel

TABLE 104 – PASSENGERS TRAVELING FROM AF CONUS INSTALLATIONS ON T/R'S VIA COMMERCIAL CARRIERS, FISCAL YEARS 1956, 1957, AND 1958

(This is a new table and does not appear in the previous fiscal year Statistical Digest.)

	NUMBER T/R's ISSUED	NUMBER OF PASSENGERS			ESTIMATED TRANSPORTATION COSTS (In Thousands of Dollars)		
		Total	Individual	Group	Total	Individual	Group
	TOTAL MODES						
FY 56	291,667	625,407	384,414	240,993	$32,169	$23,703	$8,466
FY 57	291,761	658,278	391,541	266,737	34,342	25,451	8,891
FY 58	254,919	507,046	353,914	153,132	36,917	24,790	12,127
	AIR (ZI ONLY)						
FY 56	148,348	197,340	178,388	18,952	$19,464	$18,310	$1,154
FY 57	160,537	227,673	196,860	30,813	22,005	20,444	1,561
FY 58	152,028	212,237	194,884	17,353	21,363	20,300	1,063
	BUS						
FY 56	62,375	266,650	96,036	170,614	$837	$338	$499
FY 57	60,214	269,008	97,442	171,566	1,263	405	858
FY 58	47,158	146,533	75,432	71,101	864	373	491
	RAIL OR WATER (ZI ONLY)						
FY 56	78,742	124,039	107,874	16,165	$5,448	$4,786	$662
FY 57	69,127	130,296	93,428	36,868	5,222	4,177	1,045
FY 58	53,009	89,184	74,567	14,617	3,914	3,608	306
	AIR OR WATER (T/R's ISSUED THROUGH TO O/S DESTINATION)						
FY 56	2,202	37,378	2,116	35,262 a/	$6,420	$269	$6,151
FY 57	1,883	31,301	3,811	27,490 a/	5,852	425	5,427
FY 58	2,724	59,092	9,031	50,061 a/	10,776	509	10,267

a/ Includes personnel of all services traveling by commercial augmentation procured by MATS on a TR.

SOURCE: Movement Control Division, Directorate of Transportation, DCS/Materiel

TABLE 105 – INDIVIDUAL PASSENGERS TRAVELING FROM AF CONUS INSTALLATIONS ON T/R'S BY COMMERCIAL TRANSPORTATION AND BY TYPE OF PASSENGER FISCAL YEAR 1958

(This is a new table and does not appear in the previous fiscal year Statistical Digest.)

	TOTAL	MILITARY	CIVILIAN EMPLOYEES	DEPENDENTS
ALL MODES	353,914	246,703	80,854	26,357
AIR	194,884	121,747	60,535	12,602
BUS	75,432	71,413	2,802	1,217
RAIL OR WATER	74,567	51,768	16,237	6,562
THROUGH T/R's	9,031	1,775	1,280	5,976

SOURCE: Movement Control Division, Directorate of Transportation, DCS/Materiel

TABLE 106 – CARGO 1/ SHIPPED OUT OF AIR FORCE CONUS INSTALLATIONS BY MODE OF TRANSPORTATION
FISCAL YEARS 1956, 1957 AND 1958

(This is a new table and does not appear in the previous fiscal year Statistical Digest.)

DESCRIPTION	FISCAL YEAR 1956			FISCAL YEAR 1957			FISCAL YEAR 1958		
	SHIPMENTS (Number)	WEIGHT (000 Short Tons)	ESTIMATED TRANSPORTATION COST ($000)	SHIPMENTS (Number)	WEIGHT (000 Short Tons)	ESTIMATED TRANSPORTATION COST ($000)	SHIPMENTS (Number)	WEIGHT (000 Short Tons)	ESTIMATED TRANSPORTATION COST ($000)
COMMERCIAL - TOTAL	1,222,075	11,126.5	$128,188	1,185,177	12,406.8	$132,895	1,032,299	13,073.1	$132,338
RAIL									
C/L Coal	616	48.5	148	456	27.7	92	527	31.0	115
Tank Car- Petroleum	21,009	2,225.1	11,241	12,135	2,166.9	8,775	9,854	1,997.2	8,443
C/L - Other	42,506	693.8	25,988	33,533	580.2	23,420	26,214	457.6	20,921
Less Than Car Load	32,737	41.8	3,512	28,253	26.7	2,589	10,589	18.0	1,848
MOTOR									
Petroleum Tank T/L	131,462	4,648.0	15,000	70,771	4,632.0	13,166	67,608	4,606.2	13,964
T/L Other	45,025	507.1	17,538	43,705	479.5	18,790	42,317	433.3	20,658
Less Than Truck Load	457,435	336.9	21,574	465,707	332.7	23,948	437,526	289.5	24,436
RAILWAY EXPRESS									
Car Load	61	0.2	55	25	0.2	43	68	0.1	38
Less Than Car Load	214,657	19.4	3,928	208,182	19.9	4,198	178,072	15.7	3,926
AIR									
Common Carrier	33,299	5.8	1,728	34,191	7.5	2,601	36,362	5.6	2,149
Contract	105,881	97.8	14,000	173,119	135.6	17,720	133,024	159.3	20,766
Charter	178	0.9	460	141	0.9	700	18	a/	22
Express	25,186	0.7	360	17,935	0.3	207	21,775	0.2	260
FREIGHT FORWARDER									
Surface	102,383	59.8	7,164	88,380	49.9	6,154	58,966	34.0	4,406
Air	5,844	0.7	357	5,752	0.8	482	6,120	0.3	525
DRIVE-AWAY OR HAUL-AWAY	2,473	22.1	590	1,384	11.8	382	1,400	11.2	519
WATER									
Petroleum	923	2,085.2	2,932	1,119	2,693.6	4,395	970	2,491.1	3,949
Other	361	57.4	284	202	13.2	168	58	7.2	78
PIPELINE	39	275.3	1,329	187	1,227.4	5,065	831	2,515.6	5,315
GOVERNMENT - TOTAL	303,140	249.8	b/	197,501	189.4	b/	178,095	158.4	b/
Truck	231,582	162.2	b/	132,375	120.4	b/	109,611	82.9	b/
Air	71,327	66.9	b/	65,116	68.0	b/	68,460	75.5	b/
Barge	231	20.7	b/	10	1.0	b/	24	a/	b/

1/ Excludes household goods and personal effects.
a/ Less than 50 tons.
b/ Not applicable.

SOURCE: Movement Control Division, Directorate of Transportation, DCS/Materiel

TABLE 107 — SHIPMENTS OF HOUSEHOLD GOODS FROM AF CONUS INSTALLATIONS VIA COMMERCIAL CARRIER FISCAL YEARS 1956, 1957 AND 1958

(This is a new table and does not appear in the previous fiscal year Statistical Digest.)

	FISCAL YEAR 1956			FISCAL YEAR 1957			FISCAL YEAR 1958		
	SHIPMENTS (Number)	WEIGHT (000 Short Tons)	ESTIMATED 1/ TRANSPORTATION COST ($000)	SHIPMENTS (Number)	WEIGHT (000 Short Tons)	ESTIMATED 1/ TRANSPORTATION COST ($000)	SHIPMENTS (Number)	WEIGHT (000 Short Tons)	ESTIMATED 1/ TRANSPORTATION COST ($000)
ALL MODES	192,612	227.9	$33,043	176,256	217.8	$31,536	203,899	247.3	$40,199
Rail	12,463	35.7	2,579	7,972	25.5	1,677	3,886	15.3	1,306
Van	78,971	130.6	23,595	78,152	138.6	24,051	97,704	183.1	32,804
Freight Forwarder	20,201	12.7	2,016	13,859	10.5	1,634	12,327	7.8	1,322
Railway Express	26,693	3.2	752	25,426	2.8	686	37,365	3.9	1,098
Truck	53,915	45.6	4,065	49,903	40.2	3,415	51,428	37.0	3,500
Air	369	0.1	36	944	0.2	73	1,189	0.2	169

1/ Line-haul costs only.

SOURCE: Movement Control Division, Directorate of Transportation, DCS/Materiel

TABLE 108 - CARGO SHIPPED OUT OF AIR FORCE CONUS INSTALLATIONS VIA LOG SYSTEMS FISCAL YEARS 1956, 1957 AND 1958

(In Short Tons)

(This is a new table and does not appear in the previous fiscal year Statistical Digest.)

	FY 56	FY 57	FY 58
	LOGAIR		
TOTAL TONS ONLOADED	97,828	135,618	159,295
TOTAL TRANSPORATION COST (Millions)	$14.0	$17.7	$20.8
TOTAL TON MILES (Millions)	95.7	126.2	154.4
OVER-ALL COST/TON MILE	$.146	$.140	$.134
AMC INSTALLATIONS			
Tons Onloaded	80,458	106,084	122,457
Transportation Cost (Millions)	$11.5	$13.9	$16.0
NON-AMC INSTALLATIONS			
Tons Onloaded	17,370	29,534	36,838
Transportation Cost (Millions)	$2.5	$3.8	$4.8

ORIGINATING PORT	LOGSEA 1/ - FY 58 TONS SHIPPED
ALL PORTS	2,807
New York	1,560
Oakland	1,004
New Orleans	243

INSTALLATIONS	LOGLAND 2/ - FY 58 TONS SHIPPED	LOGLAND 2/ - FY 58 TRANSPORTATION COST ($000)
TOTAL	2,660	$378
Air Materiel Command	2,628	374
Air Resch & Devel Center	32	4

1/ LOGSEA System began September 1957.
2/ LOGLAND System began March 1958.

SOURCE: Movement Control Division, Directorate of Transportation, DCS/Materiel

TABLE 109 - MOVEMENT OF AIR FORCE BULK PETROLEUM VIA OCEAN TRANSPORTATION BY SOURCE AND DESTINATION, FISCAL YEAR 1958

(In Long Tons)

DESTINATION	SOURCE						
	Total	East Coast	Gulf Coast	California	Caribbean-S. America	Persian Gulf	Other
TOTAL	4,176,086	102,615	1,548,601	276,442	1,723,014	457,043	68,371
East Coast	1,698,546	31,531	319,395	-	1,347,620	-	-
Gulf Coast	360,774	-	232,829	-	127,945	-	-
California	70,538	-	56,428	14,110	-	-	-
Washington/Oregon	67,427	-	3,260	64,167	-	-	-
Caribbean, S. America, Canal Zone	73,428	3,448	47,190	3,497	19,293	-	-
Mediterranean, W. Coast Africa	268,750	24,751	112,236	-	1,612	130,151	-
British Isles	49,520	-	49,520	-	-	-	-
Europe	131,193	-	41,900	-	61,413	13,614	14,266 a/
Azores	182,371	2,060	141,027	-	-	6,432	32,852 b/
North Atlantic	577,002	40,825	368,442	-	165,131	-	2,604 c/
Central & South Pacific	3,389	-	-	-	-	-	3,389 d/
Far East	391,671	-	165,131	-	-	218,802	7,738 e/
South West Pacific	106,809	-	11,243	-	-	88,044	7,522 e/
North Pacific	194,668	-	-	194,668	-	-	-

a/ From Europe.
b/ From British Isles, 24,764; Europe, 6,702; Mediterranean, 1,386.
c/ From North Atlantic.
d/ From Hawaii.
e/ From Japan/Korea.

SOURCE: Movement Control Division, Directorate of Transportation, DCS/Materiel

TABLE 110 — MOVEMENT OF AIR FORCE BULK PETROLEUM VIA OCEAN TRANSPORTATION BY TYPE OF FUEL, FISCAL YEAR 1958

TYPE OF FUEL	Thousands of Barrels	Thousands of Long Tons
TOTAL	35,835	4,176
Aviation Gasoline/100	739	83
Aviation Gasoline/115	10,881	1,193
Motor Gasoline/80	303	34
Arctic Motor Gasoline	81	9
Fuel Oil	9	1
Jet Fuel Oil #4	21,742	2,586
Diesel Oil	863	113
L. P. Diesel Oil	1,217	157

SOURCE: Movement Control Division, Directorate of Transportation, DCS/Materiel

Installations

PART XIV

INVENTORY OF INSTALLATIONS, MILITARY CONSTRUCTION PROGRAM, AND USAF REAL PROPERTY

The information in this section covers a variety of subject matter such as: Installations Inventories, Construction and Real Property. The charts on Cost of Maintenance and Operations of USAF Real Property, included in previous year's Statistical Digests, have been excluded because data for FY 58 have not been received in acceptable form.

INVENTORY OF INSTALLATIONS

Definitions of Categories:

Operational: An installation, whose principal use is to provide support for Air Force combat and/or combat support, missile or flying units of squadron strength or greater.

Operational Flying Support: An installation whose principal use is to support flying activities other than combat or combat support flying forces (equivalent of squadron strength or greater).

Operational Non-Flying Support: An installation without flying facilities whose principal use is to support headquarters of numbered air forces or higher echelons.

Training: An installation whose principal use is to support a training mission.

Research and Test: An installation whose principal use is to support major research, development, or employment suitability testing missions.

Logistical: An installation whose principal use is to support a major depot or the Air Materiel Command Headquarters.

Contract Flying School: An installation in which the USAF has no real property interest but used by the USAF to support a training mission.

Foreign Base: An installation or location belonging to another government in which the USAF does not have a real property interest, but where in accordance with governmental agreements, the USAF has certain operational and budgetary responsibilities.

Industrial: A public or private plant which is operated by a contractor and is controlled by the USAF through ownership, lease, or permit, which is utilized for: the establishment or expansion of industrial capacity to produce, modify, maintain, and service aircraft, missiles, and related components, and for the storage of machine tools and equipment in support of such programs.

Ancillary: An installation subordinate to another installation of the USAF which is identifiable above.

Tenant on Other Services: An installation belonging to another service, Government, Department or Agency upon which the USAF has a unit or activity stationed as a tenant (other than Foreign Bases).

Active: An Air Force installation in use for the performance of an Air Force function.

Inactive: An Air Force installation not in use for the performance of an Air Force function.

MILITARY CONSTRUCTION PROGRAM

Definitions -

Authorized: The USAF Military Construction Program as approved by Congress.

Current Program: The scope and dollar amount deemed necessary for the completion of a line item determined essential to the mission of the USAF.

Approved Program: Scope and dollar amount approved for implementation of construction and funding by appropriate authority of OSD and/or BOB through apportionment, or program clearance.

Operational Program: The scope and dollar amount released to USAF construction agencies as approved for construction, obligation, and expenditures for the completion of a line item.

USAF REAL PROPERTY

These tables present the real property (facilities and land) controlled by the Air Force. The costs shown represent the cost at time of acquisition to the U. S. Government, and do not reflect the current value or estimated replacement costs.

[redacted]

TABLE III– USAF ACTIVE INSTALLATIONS BY TYPE AND COMMAND AS OF 30 JUNE 1958

(For comparative purposes to the previous fiscal year table, see Table 107, SD FY 57.)

COMMAND	GRAND TOTAL	USAF 1/								NON-USAF 3/		
		Total	Operational	Operational Support		Training	Research and Test	Logistical	Other 2/	Total	Contract Flying Schools	Foreign Bases
				Fly	Non-fly							
TOTAL WORLD-WIDE.	2,940	2,914	156	13	12	46	7	20	2,660	26	5	21
CONTINENTAL - TOTAL	1,872	1,867	81	5	3	46	7	16	1,709	5	5	-
Air Defense	379	379	23	1	1	-	-	-	354	-	-	-
Air Finance Division	1	1	-	-	-	-	-	-	1	-	-	-
Air Materiel.	273	273	-	-	-	-	-	16	257	-	-	-
Air Research and Development	119	119	1	-	-	-	7	-	111	-	-	-
Air Training.	170	165	-	-	-	26	-	-	139	5	5	-
Air University.	4	4	-	-	-	2	-	-	2	-	-	-
Continental Air	426	426	-	-	1	17	-	-	408	-	-	-
Headquarters Air Force	1	1	-	-	-	-	-	-	1	-	-	-
Headquarters.	74	74	1	1	-	-	-	-	72	-	-	-
Military Air Transport Service.	57	57	8	1	-	-	-	-	48	-	-	-
Strategic Air	242	242	35	2/	-	-	-	-	205	-	-	-
Tactical Air.	126	126	13	-	1	1	-	-	111	-	-	-
OVERSEAS - TOTAL.	1,068	1,047	75	8	9	-	-	4	951	21	-	21
Alaskan Air	94	94	5	-	-	-	-	-	89	-	-	-
Air Defense	89	89	-	1	1	-	-	-	87	-	-	-
Air Materiel.	46	46	-	-	-	-	-	4	42	-	-	-
Air Research and Development	50	50	-	-	-	-	-	-	50	-	-	-
Caribbean Air	6	6	-	1	-	-	-	-	5	-	-	-
Military Air Transport Service.	55	55	4	-	-	-	-	-	51	-	-	-
Pacific Air Force	244	239	15	2	1	-	-	-	221	5	-	5
Strategic Air	59	59	11	1	1	-	-	-	46	-	-	-
U.S. Air Forces in Europe.	425	409	40	3	6	-	-	-	360	16	-	16

1/ Includes only installations where the USAF has a real property interest.
2/ Includes Industrial, Ancillary, Tenant on Other Services, etc.,
3/ Installations utilized by USAF with no real property interest.

SOURCE: Materiel Statistics Division, Directorate of Statistical Services, Comptroller of the Air Force.

TABLE 112 – USAF INSTALLATIONS BY TYPE AND GEOGRAPHICAL AREA AS OF 30 JUNE 1958

TYPE OF INSTALLATION	WORLD-WIDE		CONTINENTAL U. S.		OVERSEAS	
	Active	Inactive	Active	Inactive	Active	Inactive
TOTAL ALL TYPES	2,940	287	1,872	180	1,068	107
Total Major Types.	280	-	163	-	117	-
Operational.	156	-	81	-	75	-
Operational Support, Flying.	13	-	5	-	8	-
Operational Support, Non-Flying.	12	-	3	-	9	-
Training	46	-	46	-	-	-
Research and Test.	7	-	7	-	-	-
Logistical	20	-	16	-	4	-
Contract Flying Schools.	5	-	5	-	-	-
Foreign bases.	21	-	-	-	21	-
Ancillary, Industrial, Tenant on Other Services, etc.	2,660	287	1,709	180	951	107

SOURCE: Materiel Statistics Division, Directorate of Statistical Services, Comptroller of the Air Force.

[redacted]

TABLE 113 – STATUS OF THE USAF MILITARY CONSTRUCTION PROGRAM
CUMULATIVE – FISCAL YEAR 1958 AND PRIOR
(In Dollars)

AUTHORIZATION - PUBLIC LAW	CONGRESS	AUTHORIZED PROGRAM	CURRENT PROGRAM	APPROVED PROGRAM	OPERATING PROGRAM
TOTAL		$11,827,391,929	$9,670,348,787	$9,663,923,360	$9,463,828,595
PLANNING		252,466,370	252,667,819	252,667,819	249,460,319
MINOR CONSTRUCTION		58,415,660	58,415,660	58,415,660	58,415,660
SUPPORTING ACTIVITIES		104,709,185	104,728,658	100,328,021	100,014,867
RESERVE FORCES		81,437,134	76,243,356	75,867,944	74,158,856
TOTAL, PUBLIC WORKS		11,330,363,580	9,178,293,294	9,176,643,916	8,981,778,893
703	Act 2 Jul 40	153,012,000	153,012,000	153,019,614	153,012,000
626	80/2	1,097,000	1,084,506	1,084,506	1,084,506
30	81/1	85,500,000	84,254,071	84,254,612	84,254,071
60	81/1	37,465,000	37,147,289	37,147,289	37,147,289
415	81/1	100,000,000	100,000,000	100,000,000	100,000,000
420	81/1	59,166,775	54,757,572	54,757,572	54,757,572
564	81/2	203,243,852	185,810,754	185,833,290	185,810,754
799	81/2	57,500,000	57,500,000	57,500,000	57,500,000
838	81/2	3,114,500	3,076,638	3,076,638	3,076,638
910	81/2	883,050,791	879,346,438	879,485,467	879,346,438
155	82/1	2,648,168,753	2,178,490,472	2,176,926,325	2,178,490,472
534 (FY 53 Auth)	82/2	a/1,697,604,764	1,411,426,796	1,396,779,413	1,392,274,308
209	83/1	253,498,395	189,743,949	188,919,665	189,743,949
325 (AF Academy)	83/2	135,425,000	135,425,961	135,426,921	135,425,961
534 (FY 55 Auth)	83/2	859,308,000	760,435,298	749,133,717	760,435,298
765 (OSD Funds)	83/2	29,830,000	29,610,191	29,610,960	29,610,191
765 (AF Funds)	82/2	58,788,750	36,116,251	32,705,742	36,116,251
165 (NATO Mgt Fund)	82/1	b/ 101,000,000	101,000,000	101,000,000	101,000,000
161	84/1	1,363,189,000	1,005,175,668	990,575,013	993,805,022
968	84/2	1,447,950,000	889,326,445	872,891,062	880,215,114
814 (Holloman)	84/2	1,000,000	350,000	-	-
241	85/1	601,781,000	422,058,535	429,301,403	401,356,809
325	85/2	549,670,000	463,144,460	498,119,332	327,316,250
Approved Apportionments		-	-	4,703,011	-
Contingencies		-	-	14,392,364	-

a/ P/L 534 (FY 53 Auth) includes $100,000,000 for Rental Guarantee for Overseas Family Housing.
b/ P/L 165 (NATO Management Fund) includes $50,000,000 transferred from P/L 155 (FY 52 Auth).

SOURCE: Materiel Statistics Division, Directorate of Statistical Services, Comptroller of the Air Force

TABLE 114 - PROGRESS OF USAF MILITARY CONSTRUCTION PROGRAM – FISCAL YEAR 1958
(In Millions of Dollars)
(Parentheses denote minus quantities)

MONTH	AUTHORIZED	AVAILABLE	APPORTIONED	RELEASED	CONTRACT AWARD	OBLIGATED		EXPENDED (GROSS)	
						Regular Appropriations	Other 1/ Programs	Regular Appropriations	Other 1/ Programs
CUM PRIOR YEARS THRU FY 57	10,435	8,226	8,117	8,113	8,023	7,745	101	6,672	95
FY 58									
July 1957	(4)	2	5	5	29	29	5	66	6
August	816	902	5	6	3	17	-	90	1
September	-	3	8	(2)	8	22	8	97	8
October	-	2	60	24	29	32	-	122	-
November	(7)	5	210	56	4	11	-	89	1
December	20	-	372	192	32	16	-	68	1
January 1958	19	-	332	558	47	37	-	75	1
February	550	520	546	192	39	40	1	61	-
March	3	10	(2)	212	120	112	-	52	-
April	(11)	4	10	36	164	159	9	54	10
May	1	-	1	28	200	175	-	58	-
June	5	13	-	62	254	237	-	101	-
CUM FY 58	1,392	1,461	1,547	1,369	929	887	23	933	28
CUM PRIOR YEARS THRU FY 58	11,827	9,687	9,664	a/ 9,482	8,952	8,632	124	7,605	123

1/ Obligations and Expenditures have been changed from previous presentations to include the other military construction programs; Family Housing, Mutual Security and the Spanish Management Fund. While these programs are always included in the other columns (Authorized, Available, Apportioned, Released, and Contract Award), they have not been reflected previously for Obligations and Expenditures.

a/ The difference between total releases in this chart and total operating program in the above chart represents the net amount of projects in the administrative pipeline.

SOURCE: Materiel Statistics Division, Directorate of Statistical Services, Comptroller of the Air Force.

TABLE 115 - COST TO U.S. GOVERNMENT OF MILITARY REAL PROPERTY CONTROLLED BY DEPARTMENT OF THE AIR FORCE - AS OF 30 JUNE 1958

(In Thousands of Dollars)

TYPE OF REAL PROPERTY	WORLD-WIDE	CONTINENTAL UNITED STATES	TERRITORIES AND POSSESSIONS	FOREIGN COUNTRIES
TOTAL COST	9,524,107	6,099,319	1,095,023	2,329,765
Land 1/	112,508	103,912	4,462	4,134
Buildings	5,321,771	3,452,034	600,923	1,268,814
Structures, Utilities, etc.	4,089,828	2,543,373	489,638	1,056,817

1/ Excludes acreage leased outside of installations.

SOURCE: Materiel Statistics Division, Directorate of Statistical Services, Comptroller of the Air Force

TABLE 116 COST TO U.S. GOVERNMENT OF LAND CONTROLLED BY DEPARTMENT OF THE AIR FORCE AS OF 30 JUNE 1958

(In Thousands of Dollars)

TYPE OF LAND	WORLD-WIDE	CONTINENTAL UNITED STATES	TERRITORIES AND POSSESSIONS	FOREIGN COUNTRIES
TOTAL	112,508	103,912	4,462	4,134
Owned	102,930	98,502	4,428	-
Public Domain (U.S. and Alaska)	-	-	-	-
License or Permit	1,906	1,906	-	-
Public Land (Territories and Possessions exclusive of Alaska)	-	-	-	-
Easements	3,537	3,503	34	-
Leased 1/	1	1	-	-
Foreign Rights	4,134	-	-	4,134

1/ Excludes acreage leased outside of installations.

SOURCE: Materiel Statistics Division, Directorate of Statistical Services, Comptroller of the Air Force

TABLE 117 - ACREAGE OF MILITARY REAL PROPERTY CONTROLLED AND LOCATED AT DEPARTMENT OF THE AIR FORCE INSTALLATIONS AS OF 30 JUNE 1958

TYPE OF PROPERTY	WORLD-WIDE	CONTINENTAL UNITED STATES	TERRITORIES AND POSSESSIONS	FOREIGN COUNTRIES
TOTAL	16,699,348	12,989,344	2,116,976	1,593,028
Owned	1,864,221	1,826,572	37,649	-
Public Domain (U.S. and Alaska)	12,076,871	10,046,839	2,030,032	-
License or Permit	196,683	163,123	26,794	6,766
Public Land (Territories and Possessions exclusive of Alaska)	3,713	-	3,713	-
Easements	50,998	50,132	866	-
Leased 1/	977,489	902,678	17,922	56,889
Foreign Rights	1,529,373	-	-	1,529,373

1/ Excludes acreage leased outside of installations.

SOURCE: Materiel Statistics Division, Directorate of Statistical Services, Comptroller of the Air Force

Military Assistance Program

PART XV

MILITARY ASSISTANCE PROGRAM (MAP)

DEFINITIONS — The following definitions apply to the terms used herein:

GRANT AID - Military assistance furnished gratuitously to eligible foreign countries, funded through annual appropriation by Congress.

MUTUAL SECURITY MILITARY SALES - Transactions for military materiel and services which have been ordered and paid for by eligible recipient countries. Such transactions were formerly designated as Reimbursable Military Assistance.

MAP AIRCRAFT - Aircraft in foreign countries provided by the USAF under Military Assistance Program.

AIRCRAFT ATTRITION - Aircraft lost from MAP inventories by reason of accident, obsolescence, or in combat.

MOBILE TRAINING TEAMS - A group of qualified personnel organized and equipped to provide training instruction, guidance, or assistance to recipient countries under the Military Assistance Program.

TECHNICAL REPRESENTATIVES - Civilian technical specialists obtained on a formal contract basis from manufacturers of Air Force equipment or other concerns to provide instruction or guidance in the operation and maintenance of newly designed or complicated equipment to recipient countries under the Military Assistance Program, and whose skills are not available from military sources.

SPACE - Represents one man-course completed by one student in one class covering a specific subject of instruction.

MAP EMPLOYEES - Category of civilian personnel engaged in activities required in carrying out the Military Assistance Program as administered by the Air Force. Employment is in terms of work units such as man-month equivalent.

[redacted]

TABLE 118- MILITARY ASSISTANCE GRANT AID PROGRAM BY RECIPIENT COUNTRY
CUMULATIVE ACCOMPLISHMENT THROUGH FISCAL YEAR 1958
(In Thousands of Dollars)

(Parentheses denote negative quantities)

Country	Cumulative Program Fiscal Year 1950-1958	Cumulative Deliveries Fiscal Year 1950-1958	Cumulative Deliveries Fiscal Year 1950-1957	FISCAL YEAR 1958 DELIVERIES BY QUARTER				
				Total	First Quarter	Second Quarter	Third Quarter	Fourth Quarter
VALUE OF GRANT AID - TOTAL	a/7,239,335	6,255,788	5,195,343	1,060,445	177,070	211,767	289,353	382,255
VALUE OF MATERIEL - TOTAL	a/6,255,480	5,352,655	4,404,083	948,572	157,378	183,803	266,168	341,223
Europe - Total	3,898,862	3,523,660	2,983,618	540,042	74,183	110,280	134,555	221,024
Belgium	276,737	270,145	252,045	18,100	(2,458)	3,199	6,956	10,403
Belgium (OSP)	31,143	31,143	-	31,143	-	8,814	9,402	12,927
Denmark	147,247	126,867	106,149	20,718	3,116	603	1,843	15,156
Fed. Rep. Germany	325,964	233,923	146,853	87,070	41,051	22,400	6,158	17,461
Stockpile "B"	52,451	90,097	42,602	47,495	5,664	15,264	9,187	17,380
Stockpile "B" (OSP)	5,051	5,051	-	5,051	-	-	3,209	1,842
France	770,176	737,985	650,754	87,231	14,432	9,952	16,745	46,102
France (OSP)	3,444	3,092	1,983	1,109	1,109	-	-	-
France, Bud. Support (OSP)	56,850	54,290	54,290	-	-	-	-	-
France, Lisbon	56,400	56,400	56,400	-	-	-	-	-
France, Mark IV (OSP)	86,540	86,540	87,473	(933)	(933)	-	-	-
Italy	446,188	433,057	391,005	42,052	(7,803)	11,461	16,329	22,065
Italy (OSP)	30,212	29,923	24,797	5,126	1,497	875	(1,678)	4,432
Netherlands	317,327	311,636	272,047	39,589	5,543	12,135	12,244	9,667
Netherlands (OSP)	344	-	-	-	-	-	-	-
Norway	249,402	225,971	180,462	45,509	10,644	4,711	14,242	15,912
Norway (OSP)	230	-	-	-	-	-	-	-
Stockpile "N"	-	11,000	-	11,000	-	-	7,655	3,345
Portugal	94,699	78,441	62,944	15,497	1,499	2,786	2,185	9,027
Spain	128,441	104,251	78,267	25,984	198	5,440	7,759	12,587
United Kingdom	452,687	299,531	305,628	(6,097)	(5,871)	(1,051)	3,974	(3,149)
United Kingdom (OSP)	155,202	146,681	139,595	7,086	(63)	10,993	6,017	(9,861)
Yugoslavia	146,200	143,592	127,998	15,594	6,355	2,697	5,460	1,082
Yugoslavia (OSP)	6,966	2,544	2,326	218	203	1	-	14
Stockpile "Y"	45,012	41,500	-	41,500	-	-	6,868	34,632
European Requirements	13,949	-	-	-	-	-	-	-
Near East, Africa and South Asia - Total	717,508	622,525	445,443	177,082	36,307	28,318	64,230	48,227
Ethiopia	2,447	940	-	940	940	-	-	-
Greece	253,796	236,550	158,935	77,615	7,727	12,480	36,363	21,045
Greece (OSP)	4,134	4,134	4,134	-	-	-	-	-
Iran	40,196	36,171	16,912	19,259	9,254	3,918	2,594	3,493
Iraq	2,720	1,091	-	1,091	-	-	-	1,091
Jordan	3,407	-	-	-	-	-	-	-
Lebanon	1,703	-	-	-	-	-	-	-
Pakistan	51,275	46,216	32,674	13,542	3,317	4,664	2,724	2,837
Turkey	348,044	288,936	232,788	56,148	11,352	6,545	19,485	18,766
Saudi Arabia	1,498	1,472	-	1,472	-	-	354	1,118
Stockpile "SA"	8,288	7,015	-	7,015	3,717	711	2,710	(123)
Far East and Pacific - Total	1,207,748	1,080,880	866,185	214,695	28,961	41,224	55,894	88,616
Burma	1,800	-	-	-	-	-	-	-
Cambodia	1,380	538	141	397	1	304	44	48
French Indo-China	126,308	126,203	137,449	(11,246)	(4,250)	(324)	837	(7,509)
French Indo-China Lisbon - (OSP)	3,600	3,473	3,600	(127)	-	-	(127)	-
Japan	246,845	201,589	137,203	64,386	4,592	8,948	16,365	34,481
Korea	131,917	95,833	48,595	47,238	8,655	2,454	8,899	27,230
Laos	1,254	953	581	372	(5)	49	266	62
Philippines	46,753	41,296	31,697	9,599	1,785	1,169	2,724	3,921
Taiwan	537,519	504,362	419,114	85,248	14,893	20,763	24,893	24,699
Thailand	84,376	77,377	65,832	11,545	1,132	6,350	1,539	2,524
Vietnam	25,996	29,256	21,973	7,283	2,158	1,511	454	3,160
Western Hemisphere - Total	118,113	109,707	65,109	44,598	3,800	5,947	17,529	17,322
Brazil	31,211	29,227	13,392	15,835	84	879	4,632	10,240
Chile	20,780	19,987	12,516	7,471	1,141	727	3,985	1,618
Colombia	14,052	13,441	8,693	4,748	499	1,413	2,325	511
Cuba	11,357	8,882	6,069	2,813	1,202	207	638	766
Stockpile "C"	79	-	-	-	-	-	-	-
Dominican Republic	4,387	3,953	3,538	415	45	31	246	93
Ecuador	8,190	8,023	5,357	2,666	(4)	188	1,562	920
Peru	18,192	17,148	10,743	6,405	243	1,476	2,561	2,125
Uruguay	9,865	9,046	4,801	4,245	590	1,026	1,580	1,049

[redacted]

TABLE 118 — MILITARY ASSISTANCE GRANT AID PROGRAM BY RECIPIENT COUNTRY CUMULATIVE ACCOMPLISHMENT THROUGH FISCAL YEAR 1958 (CONTINUED)

(IN THOUSANDS OF DOLLARS)

(Parentheses denote negative quantities)

Country	Cumulative Program Fiscal Year 1950-1958	Cumulative Deliveries Fiscal Year 1950-1958	Cumulative Deliveries Fiscal Year 1950-1957	FISCAL YEAR 1958 DELIVERIES BY QUARTER				
				Total	First Quarter	Second Quarter	Third Quarter	Fourth Quarter
MAP Ownership Account . .	16,034	15,883	43,728	(27,845)	14,127	(1,966)	(6,040)	(33,966)
VALUE OF SERVICES - TOTAL . .	983,855	903,133	791,260	111,873	19,692	27,964	23,185	41,032
Europe	607,993	565,216	561,694	3,522	9,908	(5,641)	(18,098)	17,353
Near East, Africa and South Asia.	122,904	112,036	95,857	16,179	2,875	5,990	3,052	4,262
Far East and Pacific . . .	165,197	144,059	124,385	19,674	6,117	11,297	(8,840)	11,100
Western Hemisphere	15,129	11,640	9,322	2,318	792	1,917	(3,183)	2,792
Undistributed by Area. . .	72,632	70,182	2	70,180	-	14,401	50,254	5,525

a/ Includes $297,215 thousand of materiel programmed on a world-wide basis. Direct Forces Support and Consumables are included in the data.

NOTE: Cumulative deliveries FY 1950-1957 are greater than previously shown in Table 116 FY 1957 Statistical Digest because of the addition of Direct Forces Support data, which was ruled a part of the Grant Aid Program by OSD in FY 1958.

SOURCE: Materiel Statistics Division, Directorate of Statistical Services, Comptroller of the Air Force

[redacted]

TABLE 119 – MILITARY ASSISTANCE GRANT AID PROGRAM BY MAJOR CATEGORY – CUMULATIVE ACCOMPLISHMENT THROUGH FISCAL YEAR 1958

(In Thousands of Dollars)

(Parentheses denote negative values.)

CATEGORY	CUMULATIVE PROGRAM FY 1950-1958	CUMULATIVE DELIVERIES FY 1950-1958	CUMULATIVE DELIVERIES FY 1950-1957	FISCAL YEAR 1958 DELIVERIES BY QUARTER				
				Total	First Quarter	Second Quarter	Third Quarter	Fourth Quarter
VALUE OF GRANT AID - TOTAL	7,239,335	6,255,788	5,195,343	1,060,445	177,070	211,767	289,353	382,255
VALUE OF MATERIEL - TOTAL	6,255,480	5,352,655	4,404,083	948,572	157,378	183,803	266,168	341,223
Aircraft, Components, and Spare Parts	4,380,789	4,021,710	3,297,668	724,042	130,148	155,035	201,393	237,466
Ships and Harbor Craft	613	613	586	27	27	-	-	-
Vehicles	150,047	138,349	113,892	24,457	11,662	1,370	1,159	10,266
Artillery	53,305	50,921	46,390	4,531	996	15	736	2,784
Weapons	21,829	21,759	21,474	285	(1,050)	(1,354)	1,446	1,243
Ammunition	473,627	457,067	428,745	28,322	1,362	1,599	12,868	12,493
Guided Missiles	247,986	-	-	-	-	-	-	-
Electronics and Communications Equipment	507,273	394,236	292,852	101,384	7,063	16,129	25,089	53,107
Facilities Assistance	6,100	844	-	844	4	5	13	822
Major Materiel Handling Equipment	2,529	2,342	1,836	506	136	37	68	265
Construction Equipment	28,168	28,197	26,209	1,988	548	533	524	383
Training Equipment	73,256	47,295	30,246	17,049	1,332	4,363	3,499	7,855
Shop and Utilities Equipment	7,307	6,790	40,448	(33,658)	1,331	1,435	(36,923)	499
Printing and Production Equipment	27	4	2	2	-	-	2	-
Photographic Equipment	6,057	4,880	8,456	(3,576)	153	468	(4,523)	326
Petroleum Oil and Lubricants (POL)	36,548	22,393	12,541	9,852	787	1,542	4,586	2,937
Medical Equipment and Supplies	3,211	2,204	1,710	494	87	52	121	234
Organization Base and Maintenance Equip	176,505	152,070	80,976	71,094	2,792	2,221	55,785	10,296
Subsistence	50	50	50	-	-	-	-	-
Development of Advanced Weapons Design	988	215	-	215	-	6	146	63
Special Projects	79,265	716	2	714	-	347	183	184
SERVICES - TOTAL	983,855	903,133	791,260	111,873	19,692	27,964	23,185	41,032
Supply Operations	466,072	411,499	342,358	69,141	13,693	17,843	14,116	23,489
Training	305,319	293,410	263,401	30,009	2,727	7,503	5,622	14,157
Administration	37,653	35,851	33,033	2,818	598	709	763	748
Industrial Plants and Expansion	114,939	110,829	105,563	5,266	1,390	807	1,780	1,289
Construction	57,740	50,890	46,600	4,290	1,274	1,056	728	1,232
Mutual Weapons Development and Modernization and Advance Weapons	2,015	560	224	336	10	38	180	108
Special Projects	117	94	81	13	-	8	(4)	9

NOTE: Cumulative deliveries FY 1950-1957 are greater than previously shown in Table 117 FY 1957 Statistical Digest because of the addition of Direct Forces Support data, which was ruled a part of the Grant Aid Program by OSD in FY 1958.

SOURCE: Materiel Statistics Division, Directorate of Statistical Services, Comptroller of the Air Force

[redacted]

[redacted]

TABLE 120 — MILITARY ASSISTANCE GRANT AID MATERIEL PROGRAM BY SOURCE OF ASSISTANCE
CUMULATIVE ACCOMPLISHMENT THROUGH FISCAL YEAR 1958
(In Thousands of Dollars)

(Parentheses denote negative values)
(This is a new table and does not appear in the previous fiscal year Statistical Digest.)

MATERIEL CATEGORY	CUMULATIVE PROGRAM FY 1950-1958					CUMULATIVE DELIVERIES FY 1950-1958				
	TOTAL	COMMON ITEMS	EXCESS	OFFSHORE PROCUREMENT	DIRECT FORCES SUPPORT	TOTAL	COMMON ITEMS	EXCESS	OFFSHORE PROCUREMENT	DIRECT FORCES SUPPORT
TOTAL MATERIEL	6,255,480	5,470,144	323,139	445,226	16,971	5,352,655	4,619,084	294,745	423,270	15,556
Aircraft, Spares and Spare Parts	4,380,789	3,704,601	297,367	378,821	-	4,021,710	3,384,318	278,655	358,737	-
Ship and Harbor Craft	613	583	30	-	-	613	583	30	-	-
Vehicles	150,047	134,257	3,442	12,041	307	138,349	125,178	1,800	11,287	84
Artillery	53,305	51,387	598	1,320	-	50,921	49,601	-	1,320	-
Weapons	21,829	17,918	11	3,900	-	21,759	18,328	11	3,420	-
Ammunition	473,627	427,938	10,078	35,611	-	457,067	416,725	4,855	35,487	-
Guided Missiles	247,986	247,986	-	-	-	-	-	-	-	-
Electronics and Communications Equipment	507,273	497,071	5,018	5,184	-	394,236	385,790	3,546	4,900	-
Major Materiel Handling Equipment	2,529	2,529	-	-	-	2,342	2,342	-	-	-
Construction Equipment	28,168	28,001	167	-	-	28,197	28,032	165	-	-
Training Equipment	73,256	67,858	5,010	388	-	47,295	42,164	4,812	319	-
Shop and Utilities Equipment	7,307	6,929	54	324	-	6,790	6,421	45	324	-
Printing and Production Equipment	27	11	-	-	16	4	-	-	-	4
Photographic Equipment	6,057	5,988	54	-	15	4,880	4,923	(58)	-	15
Petroleum, Oil and Lubricants (POL)	36,548	22,534	2	5	14,007	22,393	9,282	(2)	5	13,108
Medical Equipment and Supplies	3,211	2,656	-	-	555	2,204	1,649	-	-	555
Organization, Base and Maintenance Equipment	176,505	166,530	1,308	7,632	1,035	152,070	142,689	886	7,471	1,024
Subsistence	50	-	-	-	50	50	-	-	-	50
Facilities Assistance	6,100	6,100	-	-	-	844	844	-	-	-
Special Projects	80,253	79,267	-	-	986	931	215	-	-	716

SOURCE: Materiel Statistics Division, Directorate of Statistical Services, Comptroller of the Air Force

[redacted]

[redacted]

TABLE 121 – MUTUAL SECURITY MILITARY SALES BY MATERIEL CATEGORY – CUMULATIVE ACCOMPLISHMENT THROUGH FISCAL YEAR 1958

(In Thousands of Dollars)

(Parentheses denote negative values)

MATERIEL CATEGORY	CUMULATIVE CASES APPROVED FY 1950-1958	CUMULATIVE DELIVERIES FY 1950-1958	CUMULATIVE DELIVERIES FY 1950-1957	FISCAL YEAR 1958 DELIVERIES BY QUARTER				
				TOTAL	FIRST QUARTER	SECOND QUARTER	THIRD QUARTER	FOURTH QUARTER
TOTAL MATERIEL	520,864	391,946	325,713	66,233	3,989	10,068	19,914	32,262
Aircraft, Spares and Equipment	466,582	351,997	292,292	59,705	1,912	9,005	17,605	31,183
Vehicles	290	113	73	40	4	-	43	(7)
Weapons	869	801	633	168	160	-	2	6
Ammunition	11,745	10,826	9,617	1,209	1,537	164	43	(535)
Electronics and Communications Equipment	22,444	12,343	9,898	2,445	219	494	866	866
Training Equipment	5,342	4,689	2,535	2,154	42	298	1,409	405
Petroleum, Oil and Lubricants (POL)	8,393	8,350	8,285	65	4	61	-	-
Organization, Base and Maintenance Equipment	3,296	2,399	2,067	332	108	35	(73)	262
Construction Equipment	14	14	9	5	3	-	(8)	10
Shop and Utilities Equipment	1,588	195	137	58	1	1	26	30
Medical Equipment	177	166	166	-	(2)	-	2	-
Photographic Equipment	124	53	1	52	1	10	(1)	42

SOURCE: Materiel Statistics Division, Directorate of Statistical Services, Comptroller of the Air Force

[redacted]

TABLE 122 — MAP-SUPPORTED AIRCRAFT INVENTORY BY TYPE AND MODEL OF AIRCRAFT QUARTERLY — FISCAL YEAR 1958

TYPE AND MODEL OF AIRCRAFT	30 SEPTEMBER 1957			31 DECEMBER 1957			31 MARCH 1958			30 JUNE 1958		
	TOTAL	ACTIVE	IN-ACTIVE	TOTAL	ACTIVE	IN-ACTIVE	TOTAL	ACTIVE	IN-ACTIVE	TOTAL	ACTIVE	IN-ACTIVE
TOTAL INVENTORY	6,665	6,325	340	7,069	6,721	348	6,935	6,516	419	6,406	5,923	483
BOMBER - TOTAL	120	119	1	128	128	-	142	140	2	146	142	4
B-25	49	48	1	53	53	-	53	51	2	52	48	4
B-26	59	59	-	65	65	-	79	79	-	84	84	-
P4Y2	12	12	-	10	10	-	10	10	-	10	10	-
FIGHTER - TOTAL	3,621	3,418	203	3,856	3,659	197	3,757	3,497	260	3,694	3,310	384
F-8F	125	116	9	96	89	7	93	90	3	86	86	-
F-80C	-	-	-	-	-	-	37	37	-	73	73	-
F-84	2,000	1,916	84	2,184	2,122	62	2,012	1,950	62	1,823	1,682	141
F-86	1,496	1,386	110	1,576	1,448	128	1,615	1,420	195	1,672	1,429	243
F-100	-	-	-	-	-	-	-	-	-	40	40	-
RECONNAISSANCE - TOTAL	307	304	3	383	369	14	367	345	22	371	346	25
RB-57	2	-	2	2	2	-	1	1	-	1	1	-
RF-84F	220	219	1	296	291	5	301	292	9	300	290	10
RF-86F	7	7	-	7	7	-	7	7	-	17	15	2
RLT-6G	4	4	-	4	4	-	4	4	-	4	4	-
RT-33A	74	74	-	74	65	9	54	41	13	49	36	13
SEARCH AND RESCUE - TOTAL	18	18	-	18	18	-	18	18	-	25	25	-
SA-16A	18	18	-	18	18	-	18	18	-	25	25	-
CARGO - TOTAL	504	485	19	513	493	20	494	471	23	460	455	5
C-45	8	8	-	8	8	-	8	6	2	8	8	-
C-46	163	147	16	165	148	17	164	149	15	129	124	5
C-47	282	279	3	289	286	3	271	265	6	270	270	-
C-54	3	3	-	3	3	-	3	3	-	5	5	-
C-119	48	48	-	48	48	-	48	48	-	48	48	-
TRAINER - TOTAL	1,895	1,785	110	2,010	1,896	114	1,986	1,881	105	1,535	1,470	65
T-6	1,070	1,011	59	1,212	1,144	68	1,197	1,143	54	1,018	966	52
T-28	-	-	-	6	6	-	6	6	-	6	6	-
T-33A	738	700	38	790	744	46	766	715	51	492	483	9
T-34	-	-	-	2	2	-	17	17	-	19	15	4
Mark IV (HVD)	87	74	13	-	-	-	-	-	-	-	-	-
COMMUNICATIONS - TOTAL	200	196	4	161	158	3	171	164	7	175	175	-
L-18C	39	37	2	-	-	-	-	-	-	-	-	-
L-19	85	85	-	85	84	1	85	83	2	85	85	-
L-20	1	1	-	-	-	-	2	2	-	1	1	-
LT-6G	45	45	-	45	45	-	45	45	-	45	45	-
H-19	30	28	2	30	28	2	38	33	5	44	44	-
H-34	-	-	-	1	1	-	1	1	-	-	-	-

SOURCE: Materiel Statistics Division, Directorate of Statistical Services, Comptroller of the Air Force.

[redacted]

TABLE 123 — MAP-SUPPORTED AIRCRAFT INVENTORY BY COUNTRY — BY TYPE AND MODEL OF AIRCRAFT
QUARTERLY, FISCAL YEAR 1958

COUNTRY AND TYPE AND MODEL OF AIRCRAFT	30 SEP 57			31 DEC 57			31 MAR 58			30 JUN 58		
	Total	Active	In-Active	Total	Active	In-Active	Total	Active	In-Active	Total	Active	In-Active
WORLD-WIDE - TOTAL	6,665	6,325	340	7,069	6,721	348	6,935	6,516	419	6,406	5,923	483
EUROPE - TOTAL	2,908	2,804	104	3,090	2,993	97	2,802	2,716	86	2,488	2,341	147
Denmark	194	194	-	194	194	-	189	189	-	214	176	38
F-84G	173	173	-	173	173	-	169	169	-	165	165	-
RF-84F	10	10	-	10	10	-	9	9	-	-	-	-
T-33A	11	11	-	11	11	-	11	11	-	11	11	-
F-86D	-	-	-	-	-	-	-	-	-	38	-	38
France	664	626	38	669	627	42	668	614	54	659	593	66
F-84F	328	307	21	328	308	20	325	292	33	276	245	31
F-86K	60	60	-	60	60	-	60	60	-	59	59	-
F-100F	-	-	-	-	-	-	-	-	-	7	7	-
F-100D	-	-	-	-	-	-	-	-	-	33	33	-
RF-84F	65	65	-	71	67	4	74	67	7	75	67	8
RT-33A	6	6	-	6	4	2	6	4	2	6	5	1
T-6	85	73	12	85	81	4	85	81	4	85	72	13
T-6G	39	34	5	38	36	2	37	35	2	37	28	9
T-33A	81	81	-	81	71	10	81	75	6	81	77	4
Germany	323	283	40	441	432	9	442	433	9	335	325	10
F-84F	106	98	8	279	271	8	280	272	8	280	272	8
RF-84F	1	-	1	55	54	1	55	54	1	55	53	2
T-33A	90	74	16	107	107	-	107	107	-	-	-	-
Mark IV (HVD)	87	74	13	-	-	-	-	-	-	-	-	-
L-18C	39	37	2	-	-	-	-	-	-	-	-	-
Italy	547	547	-	550	550	-	549	549	-	564	564	-
F-84F	164	164	-	163	163	-	162	162	-	169	169	-
F-86E	173	173	-	173	173	-	171	171	-	169	169	-
F-86K	57	57	-	61	61	-	61	61	-	58	58	-
RF-84F	55	55	-	55	55	-	56	56	-	65	65	-
RT-33A	6	6	-	6	6	-	6	6	-	5	5	-
SA-16A	-	-	-	-	-	-	1	1	-	6	6	-
C-119	40	40	-	40	40	-	40	40	-	40	40	-
T-33A	52	52	-	52	52	-	52	52	-	52	52	-
Netherlands	274	252	22	270	252	18	269	250	19	-	-	-
F-84F	157	144	13	155	147	8	154	146	8	-	-	-
F-86K	61	60	1	61	51	10	61	50	11	-	-	-
RF-84F	18	18	-	17	17	-	17	17	-	-	-	-
RT-33A	3	3	-	3	3	-	3	3	-	-	-	-
T-33A	35	27	8	34	34	-	34	34	-	-	-	-
Norway	251	251	-	242	242	-	271	271	-	272	243	29
F-84G	118	118	-	110	110	-	109	109	-	76	47	29
F-86K	29	29	-	29	29	-	55	55	-	84	84	-
F-86K	54	54	-	54	54	-	54	54	-	53	53	-
RF-84F	18	18	-	17	17	-	21	21	-	22	22	-
C-47	4	4	-	4	4	-	4	4	-	4	4	-
C-119	8	8	-	8	8	-	8	8	-	8	8	-
T-33A	20	20	-	20	20	-	20	20	-	21	21	-
H-19	-	-	-	-	-	-	-	-	-	4	4	-
Portugal	128	128	-	129	129	-	4	4	-	6	6	-
F-84G	73	73	-	72	72	-	-	-	-	-	-	-
F-86F	-	-	-	2	2	-	2	2	-	2	2	-
SA-16A	3	3	-	3	3	-	-	-	-	-	-	-
C-54	2	2	-	2	2	-	2	2	-	4	4	-
T-6	18	18	-	18	18	-	-	-	-	-	-	-
T-6G	16	16	-	16	16	-	-	-	-	-	-	-
T-33A	15	15	-	15	15	-	-	-	-	-	-	-
H-19	1	1	-	1	1	-	-	-	-	-	-	-

[redacted]

TABLE 123 - MAP-SUPPORTED AIRCRAFT INVENTORY BY COUNTRY - BY TYPE AND MODEL OF AIRCRAFT QUARTERLY, FISCAL YEAR 1958 (CONTINUED).

COUNTRY AND TYPE AND MODEL OF AIRCRAFT	30 SEP 57			31 DEC 57			31 MAR 58			30 JUNE 58		
	Total	Active	In-Active	Total	Active	In-Active	Total	Active	In-Active	Total	Active	In-Active
Spain	312	308	4	361	333	28	410	406	4	438	434	4
F-86F	201	199	2	219	217	2	217	215	2	226	224	2
SA-16A	5	5	-	5	5	-	5	5	-	6	6	-
C-47	15	15	-	22	22	-	22	22	-	22	22	-
T-6	56	55	1	56	55	1	56	55	1	56	55	1
T-6G	-	-	-	-	-	-	60	60	-	60	60	-
T-33A	30	29	1	30	29	1	30	29	1	48	47	1
T-34	-	-	-	5	5	-	15	15	-	15	15	-
H-19	5	5	-	24	-	24	5	5	-	5	5	-
Yugoslavia	215	215	-	234	234	-	-	-	-	-	-	-
F-84G	122	122	-	135	135	-	-	-	-	-	-	-
F-86E	30	30	-	36	36	-	-	-	-	-	-	-
C-47	19	19	-	19	19	-	-	-	-	-	-	-
T-33A	24	24	-	24	24	-	-	-	-	-	-	-
RT-33A	20	20	-	20	20	-	-	-	-	-	-	-
Mark IV	-	-	-	-	-	-	-	-	-	-	-	-
NEAR EAST, AFRICA AND SOUTH ASIA TOTAL	1,460	1,383	77	1,519	1,422	97	1,548	1,481	67	1,631	1,525	106
Greece	442	424	18	451	398	53	473	458	15	533	478	55
F-84F	6	6	-	24	24	-	60	60	-	116	76	40
F-84G	165	150	15	158	134	24	144	137	7	125	112	13
F-86E	90	90	-	88	75	13	89	85	4	87	85	2
RF-84F	20	20	-	20	20	-	20	20	-	23	23	-
RT-33A	15	15	-	15	9	6	15	15	-	14	14	-
C-47	50	47	3	50	47	3	50	46	4	50	50	-
T-6	48	48	-	48	48	-	47	47	-	47	47	-
T-6G	16	16	-	16	14	2	16	16	-	28	28	-
T-33A	32	32		32	27	5	32	32	-	39	39	-
H-19	-	-	-	-	-	-	-	-	-	4	4	-
Iran	134	134	-	143	142	1	149	148	1	149	148	1
F-84G	45	45	-	52	52	-	57	57	-	57	57	-
C-47	11	11	-	10	10	-	11	11	-	11	11	-
T-6	23	23	-	23	22	1	23	22	1	23	22	1
T-33A	6	6	-	9	9	-	9	9	-	9	9	-
LT-6G	45	45	-	45	45		45	45	-	45	45	-
RLT-6G	4	4		4	4	-	4	4	-	4	4	-
Pakistan	164	133	31	175	135	40	177	140	37	176	144	32
F-86F	102	82	20	113	83	30	115	96	19	111	94	17
RT-33A	4	4	-	4	4	-	4	4	-	4	4	-
SA-16A	-	-	-	-	-	-	2	2	-	3	3	-
T-6	43	35	8	43	36	7	42	28	14	42	30	12
T-33A	15	12	3	15	12	3	14	10	4	14	11	3
H-19	-	-	-	-	-	-	-	-	-	2	2	-
Saudi-Arabia	-	-	-	29	29	-	29	29	-	30	26	4
F-86F	-	-	-	12	12	-	12	12	-	12	12	-
T-28	-	-	-	6	6	-	6	6	-	6	6	-
T-33A	-	-	-	8	8	-	8	8	-	8	8	-
T-34A	-	-	-	2	2	-	2	2	-	4	-	4
H-34	-	-	-	1	1	-	1	1	-	-	-	-
Turkey	720	692	28	721	718	3	720	706	14	743	729	14
F-84G	367	340	27	335	333	2	335	333	2	335	333	2
F-86E	90	89	1	90	89	1	90	89	1	86	85	1
RF-84F	15	15	-	33	33	-	32	32	-	41	41	-
RT-33A	11	11	-	11	11	-	11	-	11	11	-	11
C-47	72	72	-	72	72	-	72	72	-	72	72	-
T-6	120	120	-	105	105	-	105	105	-	102	102	-
T-6G	-	-	-	30	30	-	30	30	-	30	30	-
T-33A	45	45	-	45	45		45	45	-	62	62	-
LT-6G	-	-	-	-	-	-	-	-	-	-	-	-
H-19	-	-	-	-	-	-	-	-	-	4	4	-

[redacted]

TABLE 123 – MAP-SUPPORTED AIRCRAFT INVENTORY BY COUNTRY – BY TYPE AND MODEL OF AIRCRAFT QUARTERLY, FISCAL YEAR 1958 (CONTINUED)

COUNTRY AND TYPE AND MODEL OF AIRCRAFT	30 SEP 57			31 DEC 57			31 MAR 58			30 JUN 58		
	Total	Active	In-Active	Total	Active	In-Active	Total	Active	In-Active	Total	Active	In-Active
FAR EAST & PACIFIC TOTAL	1,961	1,810	151	2,115	1,961	154	2,194	1,930	264	1,860	1,632	228
Cambodia	13	13	-	13	13	-	13	13	-	15	15	-
C-47	3	3	-	3	3	-	3	3	-	5	5	-
L-19	10	10	-	10	10	-	10	10	-	10	10	-
Indo China	11	11	-	10	9	1	10	5	5	-	-	-
C-47	2	2	-	2	2	-	2	2	-	-	-	-
H-19	8	8	-	8	7	1	8	3	5	-	-	-
L-20	1	1	-	-	-	-	-	-	-	-	-	-
Japan	567	464	103	632	523	109	676	470	206	283	131	152
F-86D	-	-	-	-	-	-	4	-	4	6	2	4
F-86F	210	133	77	235	171	64	257	119	138	277	129	148
C-46	33	28	5	35	29	6	35	27	8	-	-	-
T-6	18	15	3	-	-	-	-	-	-	-	-	-
T-6G	143	135	8	176	163	13	175	159	16	-	-	-
T-33A	163	153	10	186	160	26	205	165	40	-	-	-
Korea	166	166	-	167	166	1	166	158	8	205	198	7
F-86F	81	81	-	80	80	-	81	74	7	102	95	7
RF-86F	-	-	-	-	-	-	-	-	-	10	10	-
C-46	18	18	-	18	18	-	18	18	-	18	18	-
T-6	32	32	-	32	32	-	31	31	-	31	31	-
T-33A	21	21	-	23	23	-	22	22	-	30	30	-
L-19	14	14	-	14	13	1	14	13	1	14	14	-
Laos	12	12	-	12	12	-	14	14	-	13	13	-
C-47	6	6	-	6	6	-	6	6	-	6	6	-
L-19	6	6	-	6	6	-	6	6	-	6	6	-
L-20	-	-	-	-	-	-	2	2	-	1	1	-
Philippines	89	88	1	87	87	-	86	84	2	84	81	3
F-86F	30	29	1	29	29	-	29	29	-	28	28	-
SA-16A	4	4	-	4	4	-	4	4	-	4	4	-
C-47	16	16	-	15	15	-	15	15	-	15	15	-
T-6	21	21	-	21	21	-	20	18	2	18	16	2
T-6G	8	8	-	8	8	-	8	8	-	8	8	-
T-33A	6	6	-	6	6	-	6	6	-	7	6	1
H-19	4	4	-	4	4	-	4	4	-	4	4	-
Taiwan	707	669	38	735	699	36	773	738	35	814	748	66
B-25	9	8	1	9	9	-	9	9	-	8	6	2
P4Y2	12	12	-	10	10	-	10	10	-	10	10	-
F-84G	146	146	-	170	170	-	188	184	4	196	178	18
F-86F	219	211	8	225	217	8	249	240	9	266	242	24
RB-57	2	-	2	2	2	-	1	1	-	1	1	-
RF-84F	18	18	-	18	18	-	17	16	1	19	19	-
RF-86F	7	7	-	7	7	-	7	7	-	7	5	2
RT-33A	6	6	-	6	5	1	6	6	-	6	5	1
SA-16A	6	6	-	6	6	-	6	6	-	6	6	-
C-46	112	101	11	112	101	11	111	104	7	111	106	5
C-47	26	26	-	26	26	-	26	26	-	26	26	-
C-54	1	1	-	1	1	-	1	1	-	1	1	-
T-6	99	85	14	99	85	14	99	85	14	94	80	14
T-33A	40	40	-	40	39	1	39	39	-	59	59	-
H-19	4	2	2	4	3	1	4	4	-	4	4	-
Thailand	269	269	-	314	314	-	307	307	-	305	305	-
F-8F	91	91	-	62	62	-	60	60	-	60	60	-
F-84G	30	30	-	30	30	-	29	29	-	28	28	-
RT-33A	3	3	-	3	3	-	3	3	-	3	3	-
C-45	6	6	-	6	6	-	6	6	-	6	6	-
C-47	12	12	-	14	14	-	14	14	-	14	14	-
T-6	113	113	-	111	111	-	107	107	-	106	106	-
T-6G	-	-	-	74	74	-	74	74	-	74	74	-

[redacted]

TABLE 123 – MAP-SUPPORTED AIRCRAFT INVENTORY BY COUNTRY – BY TYPE AND MODEL OF AIRCRAFT QUARTERLY, FISCAL YEAR 1958 (CONTINUED)

COUNTRY AND TYPE AND MODEL OF AIRCRAFT	30 SEP 57			31 DEC 57			31 MAR 58			30 JUN 58		
	Total	Active	In-Active	Total	Active	In-Active	Total	Active	In-Active	Total	Active	In-Active
Thailand (Cont)												
T-33A	6	6	-	6	6	-	6	6	-	6	6	-
H-19	8	8	-	8	8	-	8	8	-	8	8	-
Vietnam	127	118	9	145	138	7	149	141	8	141	141	-
F-8F	34	25	9	34	27	7	33	30	3	26	26	-
C-45	2	2	-	2	2	-	2	-	2	2	2	-
C-47	36	36	-	36	36	-	36	34	2	35	35	-
T-6G	-	-	-	18	18	-	18	18	-	18	18	-
L-19	55	55	-	55	55	-	55	54	1	55	55	-
H-19A	-	-	-	-	-	-	5	5	-	5	5	-
WESTERN HEMISPHERE TOTAL	336	328	8	345	345	-	391	389	2	427	425	2
Brazil	76	76	-	76	76	-	93	93	-	106	106	-
B-25	32	32	-	32	32	-	32	32	-	32	32	-
F-80C	-	-	-	-	-	-	13	13	-	26	26	-
T-6	40	40	-	40	40	-	40	40	-	40	40	-
T-33A	4	4	-	4	4	-	4	4	-	4	4	-
H-19	-	-	-	-	-	-	4	4	-	4	4	-
Chile	64	64	-	64	64	-	71	71	-	78	78	-
B-26	22	22	-	22	22	-	32	32	-	34	34	-
F-80C	-	-	-	-	-	-	3	3	-	10	10	-
T-6	15	15	-	15	15	-	12	12	-	11	11	-
T-6G	23	23	-	23	23	-	20	20	-	19	19	-
T-33A	4	4	-	4	4	-	4	4	-	4	4	-
Colombia	37	37	-	41	41	-	47	47	-	51	51	-
B-26	12	12	-	16	16	-	16	16	-	15	15	-
F-80C	-	-	-	-	-	-	7	7	-	11	11	-
T-6	16	16	-	16	16	-	16	16	-	17	17	-
T-33A	9	9	-	9	9	-	8	8	-	8	8	-
Cuba	41	41	-	42	42	-	41	41	-	37	37	-
B-26	15	15	-	17	17	-	17	17	-	17	17	-
C-47	10	10	-	10	10	-	10	10	-	10	10	-
T-6	8	8	-	7	7	-	6	6	-	2	2	-
T-33A	8	8	-	8	8	-	8	8	-	8	8	-
Dominican Republic	4	4	-	4	4	-	4	4	-	4	4	-
T-33A	4	4	-	4	4	-	4	4	-	4	4	-
Ecuador	17	17	-	17	17	-	23	23	-	28	28	-
F-80C	-	-	-	-	-	-	6	6	-	11	11	-
T-6	6	6	-	6	6	-	6	6	-	6	6	-
T-6G	7	7	-	7	7	-	7	7	-	7	7	-
T-33A	4	4	-	4	4	-	4	4	-	4	4	-
Peru	53	53	-	53	53	-	59	59	-	70	70	-
B-26	10	10	-	10	10	-	14	14	-	18	18	-
F-80C	-	-	-	-	-	-	3	3	-	10	10	-
F-86F	9	9	-	9	9	-	8	8	-	8	8	-
T-6	25	25	-	25	25	-	25	25	-	25	25	-
T-33A	9	9	-	9	9	-	9	9	-	9	9	-
Uruguay	44	36	8	48	48	-	53	51	2	53	51	2
B-25	8	8	-	12	12	-	12	10	2	12	10	2
F-80C	-	-	-	-	-	-	5	5	-	5	5	-
T-6	22	22	-	22	22	-	22	22	-	22	22	-
T-6G	10	2	8	10	10	-	10	10	-	10	10	-
T-33A	4	4	-	4	4	-	4	4	-	4	4	-

SOURCE: Materiel Statistics Division, Directorate of Statistical Services, Comptroller of the Air Force

[redacted]

TABLE 124 -MAP AIRCRAFT ATTRITION BY TYPE AND MODEL OF AIRCRAFT FISCAL YEAR 1958

TYPE AND MODEL OF AIRCRAFT	TOTAL	OPERATIONAL	NON-OPERATIONAL
TOTAL ATTRITION	471	266	205
BOMBER - TOTAL	13	2	11
B-25	1	-	1
B-26	3	2	1
P4Y2	9	-	9
FIGHTER - TOTAL	360	183	177
F-8F	47	2	45
F-80C	3	3	-
F-84F	36	32	4
F-84G	198	76	122
F-86E	21	19	2
F-86F	34	31	3
F-86K	21	20	1
RECONNAISSANCE - TOTAL	18	16	2
RB-57	1	1	-
RF-84F	14	12	2
RT-33A	3	3	-
SEARCH AND RESCUE - TOTAL	2	2	-
SA-16A	2	2	-
CARGO - TOTAL	7	6	1
C-46	3	3	-
C-47	4	3	1
TRAINER - TOTAL	67	53	14
T-6	36	25	11
T-6G	12	9	3
T-33A	19	19	-
COMMUNICATIONS - TOTAL	4	4	-
L-18C	2	2	-
L-19	1	1	-
LT-6G	1	1	-

SOURCE: Materiel Statistics Division, Directorate of Statistical Services, Comptroller of the Air Force

[redacted]

TABLE 125 – MAP AIRCRAFT HOURS FLOWN BY TYPE AND MODEL OF AIRCRAFT, QUARTERLY FISCAL YEAR 1958

TYPE AND MODEL OF AIRCRAFT	HOURS FLOWN IN FISCAL YEAR 1958, BY QUARTERS				
	TOTAL	FIRST QUARTER	SECOND QUARTER	THIRD QUARTER	FOURTH QUARTER
TOTAL FLYING TIME	1,285,942	351,244	324,436	305,341	304,921
BOMBER - TOTAL	20,251	5,653	5,507	4,302	4,789
B-25	9,523	2,601	3,052	1,879	1,991
B-26	7,609	2,347	1,533	1,799	1,930
P4Y2	3,119	705	922	624	868
FIGHTER - TOTAL	545,718	146,687	129,929	127,488	141,614
F-8F	10,180	3,061	2,473	2,359	2,287
F-80C	868	-		153	715
F-84F	102,954	31,355	19,429	27,418	24,752
F-84G	209,707	60,999	54,259	44,386	50,063
F-86D	3	-	-	3	-
F-86E	63,842	16,669	14,129	15,953	17,091
F-86F	132,451	27,270	33,903	30,809	40,469
F-86K	25,507	7,333	5,736	6,407	6,031
F-100D	101	-	-	-	101
F-100F	105	-	-	-	105
RECONNAISSANCE - TOTAL	49,843	14,716	10,988	11,581	12,558
RB-57	138	-	66	40	32
RF-84F	37,701	10,204	6,819	10,028	10,650
RF-86F	1,946	345	412	373	816
RLT-6G	463	174	103	143	43
RT-33A	9,595	3,993	3,588	997	1,017
SEARCH AND RESCUE - TOTAL	5,372	1,463	1,363	1,189	1,357
SA-16A	5,372	1,463	1,363	1,189	1,357
CARGO - TOTAL	145,530	35,857	35,940	35,934	37,799
C-45	369	98	98	77	96
C-46	41,216	9,543	10,715	11,558	9,400
C-47	87,097	21,798	21,002	20,422	23,875
C-54	1,801	440	463	420	478
C-119	15,047	3,978	3,662	3,457	3,950
TRAINER - TOTAL	482,279	132,529	133,153	117,546	99,051
T-6	207,254	55,628	56,453	49,566	45,607
T-6G	86,678	18,066	25,382	25,381	17,849
T-28	762	-	92	324	346
T-33A	165,122	44,034	46,363	42,243	32,482
T-34	2,820	-	21	32	2,767
Mark IV	19,643	14,801	4,842	-	-
COMMUNICATIONS - TOTAL	36,949	14,339	7,556	7,301	7,753
L-18C	4,904	4,904	-	-	-
L-19	18,273	5,496	4,572	3,809	4,396
L-20	173	-	-	110	63
LT-6G	8,648	2,932	1,819	2,038	1,859
H-19	4,951	1,007	1,165	1,344	1,435

SOURCE: Materiel Statistics Division, Directorate of Statistical Services, Comptroller of the Air Force

[redacted]

TABLE 126 — MAP AIRCRAFT HOURS FLOWN BY COUNTRY — BY TYPE, MODEL AND SERIES OF AIRCRAFT QUARTERLY, FISCAL YEAR 1958

COUNTRY AND TYPE, MODEL, AND SERIES OF AIRCRAFT	TOTAL FISCAL YEAR 1958	FIRST QUARTER	SECOND QUARTER	THIRD QUARTER	FOURTH QUARTER
WORLD-WIDE - TOTAL	1,285,942	351,244	324,436	305,341	304,921
EUROPE - TOTAL	481,791	152,272	113,724	107,513	108,282
DENMARK	38,733	11,175	8,301	7,978	11,279
F-84G	33,421	9,670	7,326	6,740	9,685
RF-84F	1,335	522	269	351	193
T-33A	3,977	983	706	887	1,401
FRANCE	117,049	31,922	24,124	32,997	28,006
F-84F	34,430	13,566	4,556	9,428	6,780
F-86K	4,735	1,433	798	1,334	1,170
F-100D	101	-	-	-	101
F-100F	105	-	-	-	105
RF-84F	6,478	2,392	883	1,829	1,374
RT-33A	433	93	142	57	141
T-6D	36,112	6,973	8,871	10,482	9,786
T-6G	13,159	3,463	3,179	3,646	2,871
T-33A	21,496	3,902	5,695	6,221	5,678
GERMANY	48,262	28,750	9,992	7,070	2,450
F-84F	4,315	902	284	861	2,268
RF-84F	182	-	-	-	182
T-33A	19,218	8,143	4,866	6,209	-
Mark IV (HVD)	19,643	14,801	4,842	-	-
L-18C	4,904	4,904	-	-	-
ITALY	128,853	32,136	26,751	32,202	37,764
F-84F	41,631	10,470	8,311	10,463	12,387
F-86E	33,103	8,204	6,461	8,460	9,978
F-86K	10,987	2,916	2,660	2,365	3,046
RF-84F	13,910	3,401	2,638	3,764	4,107
RT-33A	1,765	501	458	453	353
SA-16A	158	-	-	-	158
C-119G	12,621	3,239	3,045	3,122	3,215
T-33A	14,678	3,405	3,178	3,575	4,520
NETHERLANDS	27,483	9,821	8,538	9,124	-
F-84F	17,439	6,313	5,686	5,440	-
F-86K	3,416	1,190	931	1,295	-
RF-84F	1,591	705	369	517	-
RT-33A	261	127	50	84	-
T-33A	4,776	1,486	1,502	1,788	-
NORWAY	47,403	14,661	9,818	10,107	12,817
F-84G	18,086	7,380	4,093	3,474	3,139
F-86F	7,984	1,409	1,169	1,860	3,546
F-86K	6,369	1,794	1,347	1,413	1,815
RF-84F	3,980	1,067	737	978	1,198
C-47	2,054	668	444	470	472
C-119	2,426	739	617	335	735
T-33A	6,315	1,604	1,411	1,577	1,723
H-19D	189	-	-	-	189
PORTUGAL	14,408	6,896	6,743	366	403
F-84G	6,398	3,239	3,159	-	-
SA-16A	305	159	146	-	-
C-54	1,566	397	400	366	403
T-6	2,460	1,065	1,395	-	-
T-6G	2,146	1,143	1,003	-	-
T-33A	1,495	855	640	-	-
H-19A	38	38	-	-	-
SPAIN	39,466	6,697	9,537	7,669	15,563
F-86F	12,997	2,465	2,503	2,577	5,452
SA-16A	1,485	425	230	275	555
C-47	5,318	679	1,685	1,713	1,241
T-6	11,456	2,427	3,400	1,939	3,690
T-33A	4,740	581	1,622	930	1,607
T-34	2,765	-	-	-	2,765
H-19B	705	120	97	235	253

[redacted]

TABLE 126 — MAP AIRCRAFT HOURS FLOWN BY COUNTRY — BY TYPE, MODEL AND SERIES OF AIRCRAFT QUARTERLY, FISCAL YEAR 1958 (CONTINUED)

COUNTRY AND TYPE, MODEL AND SERIES OF AIRCRAFT	TOTAL FISCAL YEAR 1958	FIRST QUARTER	SECOND QUARTER	THIRD QUARTER	FOURTH QUARTER
YUGOSLAVIA	20,134	10,214	9,920	-	-
F-84G	11,047	5,447	5,600	-	-
F-86E	2,250	1,160	1,090	-	-
RT-33A	3,030	1,326	1,704	-	-
C-47	2,134	1,304	830	-	-
T-33A	1,673	977	696	-	-
NEAR EAST, AFRICA AND SOUTH ASIA - TOTAL	290,341	72,815	66,978	70,434	80,114
GREECE	101,535	25,389	21,387	25,891	28,868
F-84F	5,139	4	592	1,226	3,317
F-84G	25,385	8,103	4,970	6,940	5,372
F-86E	14,117	3,448	3,219	3,694	3,756
RF-84F	2,631	502	194	754	1,181
RT-33A	948	308	125	204	311
C-47	11,487	3,099	2,509	2,693	3,186
T-6	18,467	4,449	4,298	4,318	5,402
T-6G	8,522	1,641	2,192	2,309	2,380
T-33A	14,683	3,835	3,288	3,753	3,807
H-19D	156	-	-	-	156
IRAN	25,035	6,664	6,248	6,262	5,861
F-84G	4,251	482	1,043	1,041	1,685
RLT-6G	463	174	103	143	43
C-47	5,022	1,222	1,208	1,189	1,403
T-6	5,326	1,549	1,616	1,482	679
T-33A	1,325	305	459	369	192
LT-6G	8,648	2,932	1,819	2,038	1,859
PAKISTAN	23,724	5,204	6,656	5,785	6,079
F-86F	12,069	2,627	3,187	2,708	3,547
RT-33A	454	144	158	65	87
SA-16A	37	-	-	-	37
T-6	8,085	1,672	2,416	2,288	1,709
T-33A	3,018	761	895	724	638
H-19D	61	-	-	-	61
SAUDI ARABIA	3,335	-	987	1,033	1,315
F-86F	975	-	259	403	313
T-28	762	-	92	324	346
T-33A	1,543	-	615	274	654
T-34A	55	-	21	32	2
TURKEY	136,712	35,558	31,700	31,463	37,991
F-84G	64,926	17,698	15,591	14,218	17,419
F-86E	14,372	3,857	3,359	3,799	3,357
RF-84F	3,158	481	470	1,110	1,097
RT-33A	1,908	1,179	729	-	-
C-47	18,104	4,903	3,882	3,728	5,591
T-6	23,005	5,914	5,885	5,404	5,802
T-6G	4,606	-	330	1,637	2,639
T-33A	6,532	1,526	1,454	1,567	1,985
H-19	101	-	-	-	101
FAR EAST AND PACIFIC - TOTAL	453,163	108,771	127,786	114,829	101,777
CAMBODIA	2,699	735	766	607	591
C-47	619	85	144	170	220
L-19	2,080	650	622	437	371
INDO-CHINA	1,749	597	688	464	-
C-47	241	98	95	48	-
H-19A	1,508	499	593	416	-
JAPAN	79,645	22,555	29,507	23,277	4,306
F-86D	3	-	-	3	-
F-86F	13,727	2,574	3,224	3,623	4,306
C-46	6,065	1,847	2,270	1,948	-
T-6	1,573	1,573	-	-	-
T-6G	37,081	10,545	15,421	11,115	-
T-33A	21,196	6,016	8,592	6,588	-

TABLE 126 — MAP AIRCRAFT HOURS FLOWN BY COUNTRY — BY TYPE, MODEL, AND SERIES OF AIRCRAFT QUARTERLY, FISCAL YEAR 1958 (CONTINUED)

COUNTRY AND TYPE, MODEL AND SERIES OF AIRCRAFT	TOTAL FISCAL YEAR 1958	FIRST QUARTER	SECOND QUARTER	THIRD QUARTER	FOURTH QUARTER
KOREA	58,013	14,015	16,899	12,298	14,801
F-86F	17,673	4,084	5,930	2,644	5,015
RF-86F	322	-	-	-	322
C-46	5,612	1,327	1,458	1,313	1,514
T-6	20,491	4,973	5,167	5,868	4,483
T-33A	8,608	2,052	2,625	1,646	2,285
L-19	5,307	1,579	1,719	827	1,182
LAOS	2,988	861	467	899	761
C-47	1,719	299	284	617	519
L-19	1,096	562	183	172	179
L-20	173	-	-	110	63
PHILIPPINES	21,856	4,688	5,409	5,817	5,942
F-86F	4,537	811	1,363	1,447	916
SA-16A	672	101	228	213	130
C-47	4,705	1,128	1,239	938	1,400
T-6	7,481	2,097	1,512	1,845	2,027
T-6G	2,240	75	423	658	1,084
T-33A	1,957	431	574	624	328
H-19A	264	45	70	92	57
THAILAND	49,664	11,099	13,014	14,776	10,775
F-8F	7,567	2,480	1,845	1,642	1,600
F-84G	3,159	487	1,229	830	613
RT-33A	388	62	96	105	125
C-45	369	98	98	77	96
C-47	2,878	552	736	841	749
T-6	25,217	7,109	7,213	6,414	4,481
T-6G	8,115	-	1,258	4,274	2,583
T-33A	1,044	194	285	249	316
H-19A	927	117	254	344	212
TAIWAN	209,702	48,090	55,300	49,503	56,809
B-25	3,413	968	1,036	798	611
P4V2	3,119	705	922	624	868
F-84G	43,034	8,493	11,248	11,143	12,150
F-86F	61,872	12,937	16,128	15,475	17,332
RB-57A	138	-	66	40	32
RF-84F	4,436	1,134	1,259	725	1,318
RF-86F	1,624	345	412	373	494
RT-33A	408	253	126	29	-
SA-16A	2,715	778	759	701	477
C-46	29,539	6,369	6,987	8,297	7,886
C-47	10,630	2,878	2,940	2,229	2,583
C-54	235	43	63	54	75
T-6	26,007	7,705	6,968	4,714	6,620
T-33A	21,693	5,294	6,235	4,047	6,117
H-19B	839	188	151	254	246
VIETNAM	26,847	6,131	5,736	7,188	7,792
F8F	2,613	581	628	717	687
C-47	13,464	2,845	3,060	3,887	3,672
T-6G	829	-	-	208	621
L-19	9,790	2,705	2,048	2,373	2,664
H-19A	151	-	-	3	148
WESTERN HEMISPHERE - TOTAL	60,647	17,386	15,948	12,565	14,748
BRAZIL	15,025	4,561	5,274	3,093	2,097
B-25	5,038	1,312	1,917	824	985
F-80C	276	-	-	76	200
T-6	9,451	3,132	3,339	2,160	820
T-33A	248	117	18	33	80
H-19D	12	-	-	-	12
CHILE	9,297	2,550	2,062	1,991	2,694
B-26	2,270	882	122	414	852
F-80C	23	-	-	-	23
T-6	2,202	857	597	425	323
T-6G	4,025	679	1,116	966	1,264
T-33A	777	132	227	186	232

TABLE 126 – MAP AIRCRAFT HOURS FLOWN BY COUNTRY – BY TYPE, MODEL, AND SERIES OF AIRCRAFT QUARTERLY, FISCAL YEAR 1958 (CONTINUED)

COUNTRY AND TYPE, MODEL AND SERIES OF AIRCRAFT	TOTAL FISCAL YEAR 1958	FIRST QUARTER	SECOND QUARTER	THIRD QUARTER	FOURTH QUARTER
COLOMBIA	5,686	1,458	1,343	1,404	1,481
B-26	1,696	298	349	609	440
F-80C	175	-	-	11	164
T-6	2,718	871	736	505	606
T-33A	1,097	289	258	279	271
CUBA	12,492	3,440	2,780	2,484	3,788
B-26	1,827	568	378	383	498
C-47	8,722	2,038	1,946	1,899	2,839
T-6	1,301	575	338	41	347
T-33A	642	259	118	161	104
DOMINICAN REPUBLIC	261	41	37	94	89
T-33A	261	41	37	94	89
ECUADOR	3,109	1,018	233	642	1,216
F-80C	182	-	-	40	142
T-6	1,552	281	147	283	841
T-6G	756	436	3	207	110
T-33A	619	301	83	112	123
PERU	6,752	2,406	2,249	1,319	778
B-26	1,816	599	684	393	140
F-80C	46	-	-	4	42
F-86F	617	363	140	72	42
T-6	3,240	1,002	1,186	633	419
T-33A	1,033	442	239	217	135
URUGUAY	8,025	1,912	1,970	1,538	2,605
B-25	1,072	321	99	257	395
F-80C	166	-	-	22	144
T-6	4,679	1,404	1,369	765	1,141
T-6G	1,630	84	457	361	728
T-33A	478	103	45	133	197

SOURCE: Materiel Statistics Division, Directorate of Statistical Services, Comptroller of the Air Force

TABLE 127 — MAP GRANT AID AIRCRAFT DELIVERIES BY TYPE, MODEL, AND SERIES OF AIRCRAFT CUMULATIVE THROUGH FISCAL YEAR 1958

(Parentheses denote negative quantities)

TYPE, MODEL, AND SERIES OF AIRCRAFT	CUMULATIVE DELIVERIES AS OF 30 JUNE 1957	DELIVERIES DURING FY 1958					CUMULATIVE DELIVERIES AS OF 30 JUNE 1958
		FIRST QUARTER	SECOND QUARTER	THIRD QUARTER	FOURTH QUARTER	TOTAL	
TOTAL DELIVERIES	10,332	540	245	604	582	1,971	12,303
BOMBER - TOTAL	335	-	13	18	-	31	366
B-17	5	-	-	-	-	-	5
B-25	-	-	4	-	-	4	4
B-26	136	-	9	18	-	27	163
B-29	84	-	-	-	-	-	84
P2V5	52	-	-	-	-	-	52
PBY5A	20	-	-	-	-	-	20
P4Y2	38	-	-	-	-	-	38
FIGHTER - TOTAL	7,108	318	164	414	497	1,393	8,501
F-47D	330	-	-	-	-	-	330
F-47N	195	-	-	-	-	-	195
F-51D	236	-	-	68	-	68	304
F-80C	-	-	-	40	38	78	78
F-84E	100	-	-	-	-	-	100
F-84F	1,090	89	31	148	70	338	1,428
F-84G	2,271	3	26	15	16	60	2,331
F-86D	-	-	-	4	93	97	97
F-86E	60	-	-	-	-	-	60
F-86E (GFP)	370	-	-	-	-	-	370
F-86F	850	65	26	61	183	335	1,185
F-86F(Ship Sets)	22	126	-	29	-	155	177
F-86K	119	-	-	-	-	-	119
F-86K (Ship Sets)	133	22	13	18	35	88	221
YF-86K (Proto Type)	2	-	-	-	-	-	2
CF-100	-	-	-	31	22	53	53
F-100D	-	-	-	-	33	33	33
F-100F	-	-	-	-	7	7	7
F8F	378	-	-	-	-	-	378
Hawker Hunter	432	13	68	-	-	81	513
Mystere (MD 452)	225	-	-	-	-	-	225
Ouragan	185	-	-	-	-	-	185
Vampire 5	35	-	-	-	-	-	35
Vampire 53	75	-	-	-	-	-	75
RECONNAISSANCE - TOTAL	450	17	3	37	23	80	530
RB-26	8	-	-	-	-	-	8
RB-29	3	-	-	-	-	-	3
RB-57A	-	-	2	-	-	2	2
RF-51	18	-	-	-	-	-	18
RF-84	327	17	1	37	13	68	395
RF-86	7	-	-	-	10	10	17
RT-33A	87	-	-	-	-	-	87
SEARCH AND RESCUE - TOTAL	21	-	-	1	10	11	32
SA-16A	21	-	-	1	10	11	32
CARGO - TOTAL	370	5	2	-	3	10	380
C-45	7	-	-	-	-	-	7
C-46D	48	4	2	-	-	6	54
C-47	232	-	-	-	-	-	232
C-54	-	-	-	-	3	3	3
C-119C	3	-	-	-	-	-	3
C-119F	18	-	-	-	-	-	18
C-119G	62	-	-	-	-	-	62
C-121	-	1	-	-	-	1	1
TRAINER - TOTAL	1,860	185	58	126	43	412	2,272
T-6D	277	-	-	-	-	-	277
T-6F	48	-	-	-	-	-	48
T-6G	288	82	56	66	1	205	493
LT-6G	75	-	-	-	-	-	75
T-7	28	-	-	-	-	-	28
T-13	2	-	-	-	-	-	2
T-28	-	6	-	-	-	6	6
T-33A	757	8	-	21	38	67	824
T-33A (Ship Sets)	59	89	-	24	2	115	174
T-34A	-	-	2	15	2	19	19
Harvard Mark IV	291	-	-	-	-	-	291
Morane 733	25	-	-	-	-	-	25
Sipa 12	10	-	-	-	-	-	10

TABLE 127 — MAP GRANT AID AIRCRAFT DELIVERIES BY TYPE, MODEL, AND SERIES OF AIRCRAFT CUMULATIVE THROUGH FISCAL YEAR 1958 (CONTINUED)

(Parentheses denote negative quantities)

TYPE, MODEL AND SERIES OF AIRCRAFT	CUMULATIVE DELIVERIES AS OF 30 JUNE 1957	DELIVERIES DURING FY 1958					CUMULATIVE DELIVERIES AS OF 30 JUNE 1958
		FIRST QUARTER	SECOND QUARTER	THIRD QUARTER	FOURTH QUARTER	TOTAL	
COMMUNICATIONS - TOTAL	188	15	5	8	6	34	222
L-4	5	-	-	-	-	-	5
L-5	9	-	-	-	-	-	9
L-18C	40	-	-	-	-	-	40
L-19	76	15	-	-	-	15	91
L-20	6	-	-	2	(2)	-	6
H-19A	14	-	-	-	-	-	14
H-19B	28	-	-	-	-	-	28
H-19D	-	-	4	6	8	18	18
H-34	-	-	1	-	-	1	1
Dragon Fly	10	-	-	-	-	-	10

SOURCE: Materiel Statistics Division, Directorate of Statistical Services, Comptroller of the Air Force

[redacted]

TABLE 128— MAP GRANT AID AIRCRAFT DELIVERIES TO RECIPIENT COUNTRIES, BY TYPE, MODEL, AND SERIES OF AIRCRAFT CUMULATIVE THROUGH FISCAL YEAR 1958

(Parentheses denote negative quantities)

TYPE, MODEL, AND SERIES OF AIRCRAFT	CUMULATIVE DELIVERIES AS OF 30 JUNE 57	DELIVERIES DURING FY 1958					CUMULATIVE DELIVERIES AS OF 30 JUNE 58
		FIRST QUARTER	SECOND QUARTER	THIRD QUARTER	FOURTH QUARTER	TOTAL	
WORLD-WIDE - TOTAL	10,332	540	245	604	582	1,971	12,303
EUROPE - TOTAL	6,631	101	103	215	336	755	7,386
Belgium	426	(18)	(5)	34	41	52	478
F-84E	21	-	-	-	-	-	21
F-84F	180	-	-	-	17	17	197
F-84G	99	(18)	(5)	-	1	(22)	77
RF-84F	20	-	-	3	1	4	24
CF-100	-	-	-	31	22	53	53
C-119G	22	-	-	-	-	-	22
T-6D	16	-	-	-	-	-	16
T-33A	38	-	-	-	-	-	38
Harvard Mark IV	30	-	-	-	-	-	30
Denmark	275	-	-	-	41	41	316
PBY5A	2	-	-	-	-	-	2
F-84E	6	-	-	-	-	-	6
F-84G	238	-	-	-	2	2	240
F-86D	-	-	-	-	38	38	38
RF-84F	10	-	-	-	1	1	11
C-47	6	-	-	-	-	-	6
T-6D	1	-	-	-	-	-	1
T-33A	12	-	-	-	-	-	12
Federal Republic of Germany	471	81	11	15	12	119	590
F-84F	192	79	11	3	-	93	285
RF-84F	55	-	-	-	-	-	55
T-33A	96	2	-	12	12	26	122
Harvard Mark IV	88	-	-	-	-	-	88
L-18C	40	-	-	-	-	-	40
Stockpile "B"	126	13	c 9	79	41	142	268
F-84F	-	-	-	77	13	90	90
F-86K (Ship Sets)	-	22	13	18	35	88	88
C-47	35	(7)	(4)	(4)	-	(15)	20
T-33A	39	(2)	-	(12)	(7)	(21)	18
Harvard Mark IV	52	-	-	-	-	-	52
L-18C	-	-	-	-	-	-	-
France	1,714	(29)	(9)	3	44	9	1,723
F-84E	46	-	-	-	-	-	46
F-84F	359	2	1	-	-	3	362
F-84G	228	(34)	(10)	3	4	(37)	191
F-86K (Ship Sets)	60	-	-	-	-	-	60
F-100D	-	-	-	-	33	33	33
F-100F	-	-	-	-	7	7	7
RF-84F	83	-	-	-	-	-	83
RT-33A	3	3	-	-	-	3	6
C-45	1	-	-	-	-	-	1
C-47	49	-	-	-	-	-	49
T-6D	119	-	-	-	-	-	119
T-6G	62	-	-	-	-	-	62
T-33A	98	-	-	-	-	-	98
Harvard Mark IV	51	-	-	-	-	-	51
Ouragan (MD 452)	185	-	-	-	-	-	185
Vampire 5	35	-	-	-	-	-	35
Vampire 53	75	-	-	-	-	-	75
Mystere (MD 452)	225	-	-	-	-	-	225
Morane	25	-	-	-	-	-	25
Sipa 12	10	-	-	-	-	-	10
Italy	1,034	(25)	(32)	7	18	(32)	1,002
F-47D	75	-	-	-	-	-	75
F-51D	100	-	-	-	-	-	100
F-84F	179	-	-	-	16	16	195

[redacted]

TABLE 128 – MAP GRANT AID AIRCRAFT DELIVERIES TO RECIPIENT COUNTRIES, BY TYPE, MODEL, AND SERIES OF AIRCRAFT CUMULATIVE THROUGH FISCAL YEAR 1958 (CONTINUED)

(Parentheses denote negative quantities)

TYPE, MODEL, AND SERIES OF AIRCRAFT	CUMULATIVE DELIVERIES AS OF 30 JUNE 57	DELIVERIES DURING FY 1958					CUMULATIVE DELIVERIES AS OF 30 JUNE 58
		FIRST QUARTER	SECOND QUARTER	THIRD QUARTER	FOURTH QUARTER	TOTAL	
Italy (Continued)							
F-84G	151	(29)	(32)	(3)	(10)	(74)	77
F-86E (GFP)	180	-	-	-	-	-	180
F-86K (Ship Sets)	63	-	-	-	-	-	63
YF-86K (Proto Type)	2	-	-	-	-	-	2
RF-84F	62	-	-	10	6	16	78
RT-33A	2	4	-	-	-	4	6
SA-16A	-	-	-	-	6	6	6
C-119G	40	-	-	-	-	-	40
T-6D	20	-	-	-	-	-	20
T-6G	30	-	-	-	-	-	30
T-33A	60	-	-	-	-	-	60
Harvard Mark IV	70	-	-	-	-	-	70
Netherlands	459	(9)	(4)	2	(4)	(15)	444
F-84E	21	-	-	-	-	-	21
F-84F	180	-	-	-	-	-	180
F-84G	85	(10)	(4)	(2)	(4)	(20)	65
F-86K	59	-	-	-	-	-	59
F-86K (Ship Sets)	6	-	-	-	-	-	6
RF-84F	20	-	-	4	-	4	24
RT-33A	2	1	-	-	-	1	3
C-47	16	-	-	-	-	-	16
T-7	28	-	-	-	-	-	28
T-33A	42	-	-	-	-	-	42
Norway	344	10	-	30	45	85	429
PBY5A	6	-	-	-	-	-	6
F-84E	6	-	-	-	-	-	6
F-84G	196	-	-	-	4	4	200
F-86F	20	10	-	26	34	70	90
F-86K	60	-	-	-	-	-	60
F-86K (Ship Sets)	4	-	-	-	-	-	4
RF-84F	20	-	-	4	1	5	25
C-47	4	-	-	-	-	-	4
C-119F	8	-	-	-	-	-	8
T-33A	20	-	-	-	2	2	22
H-19D	-	-	-	-	4	4	4
Stockpile "N"	-	-	-	-	60	60	60
F-86F	-	-	-	-	60	60	60
Portugal	181	-	6	-	16	22	203
F-47D	50	-	-	-	-	-	50
F-84G	92	-	6	-	11	17	109
F-86F	-	-	-	-	2	2	2
SA-16A	3	-	-	-	-	-	3
C-54	-	-	-	-	3	3	3
T-6G	20	-	-	-	-	-	20
T-33A	15	-	-	-	-	-	15
H-19A	1	-	-	-	-	-	1
Spain	314	11	44	55	37	147	461
F-86F	203	6	16	2	17	41	244
SA-16A	6	-	-	-	1	1	7
C-47	10	5	4	2	1	12	22
T-6D	60	-	-	-	-	-	60
T-6G	-	-	24	36	-	60	60
T-33A	30	-	-	-	18	18	48
T-34A	-	-	-	15	-	15	15
H-19B	5	-	-	-	-	-	5
United Kingdom	804	-	55	(75)	(3)	(23)	781
B-29	84	-	-	-	-	-	84
P2V5	52	-	-	-	-	-	52
F-86E	60	-	-	-	-	-	60
F-86E (GFP)	173	(13)	(13)	(75)	(3)	(104)	69
RB-29	3	-	-	-	-	-	3
Hawker Hunter	432	13	68	-	-	81	513

[redacted]

TABLE 128 — MAP GRANT AID AIRCRAFT DELIVERIES TO RECIPIENT COUNTRIES, BY TYPE, MODEL, AND SERIES OF AIRCRAFT CUMULATIVE THROUGH FISCAL YEAR 1958 (CONTINUED)

(Parentheses denote negative quantities)

TYPE, MODEL, AND SERIES OF AIRCRAFT	CUMULATIVE DELIVERIES AS OF 30 JUNE 57	DELIVERIES DURING FY 58					CUMULATIVE DELIVERIES AS OF 30 JUNE 58
		FIRST QUARTER	SECOND QUARTER	THIRD QUARTER	FOURTH QUARTER	TOTAL	
Yugoslavia	359	28	28	-	-	56	415
F-47D	126	-	-	-	-	-	126
F-84G	139	15	15	-	-	30	169
F-86E (GFP)	17	13	13	-	-	26	43
RT-33A	22	-	-	-	-	-	22
C-47	20	-	-	-	-	-	20
T-33A	25	-	-	-	-	-	25
Dragon Fly	10	-	-	-	-	-	10
Stockpile "Y"	-	-	153	75	(12)	216	216
F-84G	-	-	153	-	(15)	138	138
F-86E (GFP)	-	-	-	75	3	78	78
European Recap	124	39	(153)	(10)	-	(124)	-
F-84G	114	39	(153)	-	-	(114)	-
C-119F	10	-	-	(10)	-	(10)	-
NEAR EAST, AFRICA AND SOUTH ASIA - TOTAL	1,098	98	57	103	64	322	1,420
Ethiopia	-	1	-	-	-	1	1
C-121	-	1	-	-	-	1	1
Greece	320	7	19	85	27	138	458
F-84F	-	8	19	68	24	119	119
F-84G	234	(1)	-	-	-	(1)	233
RF-84F	20	-	-	3	1	4	24
RT-33A	19	-	-	-	-	-	19
T-6G	17	-	-	12	-	12	29
T-33A	30	-	-	-	-	-	30
H-19D	-	-	-	2	2	4	4
Iran	100	29	15	1	9	54	154
F-84G	21	24	15	-	7	46	67
C-47	5	2	-	1	-	3	8
T-6D	5	-	-	-	-	-	5
T-13	2	-	-	-	-	-	2
T-33A	6	3	-	-	2	5	11
L-4	5	-	-	-	-	-	5
LT-6G	56	-	-	-	-	-	56
Iraq	-	-	-	-	5	5	5
F-86F	-	-	-	-	5	5	5
Pakistan	112	16	10	3	3	32	144
F-86F	94	14	10	2	-	26	120
T-33A	14	2	-	-	-	2	16
RT-33A	4	-	-	-	-	-	4
SA-16A	-	-	-	1	3	4	4
Turkey	558	34	10	14	9	67	625
F-84G	457	14	9	2	6	31	488
RF-84F	17	17	1	8	3	29	46
RT-33A	23	(8)	-	-	-	(8)	15
T-6G	-	11	-	-	-	11	11
LT-6G	19	-	-	-	-	-	19
T-33A	42	-	-	-	-	-	42
H-19	-	-	-	4	-	4	4
Stockpile "SA"	8	11	3	-	11	25	33
F-86F	-	3	-	-	9	12	12
T-28	-	6	-	-	-	6	6
T-33A	8	2	-	-	-	2	10
T-34	-	-	2	-	2	4	4
H-34A	-	-	1	-	-	1	1

[redacted]

TABLE 128 – MAP GRANT AID AIRCRAFT DELIVERIES TO RECIPIENT COUNTRIES, BY TYPE, MODEL, AND SERIES OF AIRCRAFT CUMULATIVE THROUGH FISCAL YEAR 1958 (CONTINUED)

(Parentheses denote negative quantities)

TYPE, MODEL AND SERIES OF AIRCRAFT	CUMULATIVE DELIVERIES AS OF 30 JUNE 57	DELIVERIES DURING FY 58					CUMULATIVE DELIVERIES AS OF 30 JUNE 58
		FIRST QUARTER	SECOND QUARTER	THIRD QUARTER	FOURTH QUARTER	TOTAL	
FAR EAST & PACIFIC - TOTAL	2,381	341	68	218	144	771	3,152
Cambodia	10	3	-	-	-	3	13
L-19	10	-	-	-	-	-	10
C-47	-	3	-	-	-	3	3
French Expeditionary Command	13	-	-	(13)	-	(13)	-
H-19A	7	-	-	(7)	-	(7)	-
L-20	6	-	-	(6)	-	(6)	-
Indo-China	244	(5)	(4)	13	(3)	1	245
B-26	72	-	-	-	-	-	72
F-8F	102	(1)	-	-	-	(1)	101
RB-26	8	-	-	-	-	-	8
C-45	6	-	-	-	-	-	6
C-47	35	(4)	(4)	-	(1)	(9)	26
C-119C	3	-	-	-	-	-	3
H-19A	-	-	-	6	-	6	6
H-19B	18	-	-	1	-	1	19
L-20	-	-	-	6	(2)	4	4
Japan	510	242	8	57	57	364	874
F-86D	-	-	-	4	55	59	59
F-86F	180	-	-	-	-	-	180
F-86F (Ship Sets)	22	126	-	29	-	155	177
C-46D	30	4	2	-	-	6	36
T-6D	9	-	-	-	-	-	9
T-6F	11	-	-	-	-	-	11
T-6G	131	23	6	-	-	29	160
T-33A	68	-	-	-	-	-	68
T-33A (Ship Sets)	59	89	-	24	2	115	174
Korea	175	16	-	76	40	132	307
F-51D	10	-	-	68	-	68	78
F-86F	85	-	-	6	21	27	112
F-86F	-	-	-	-	10	10	10
C-46D	18	-	-	-	-	-	18
T-6D	30	-	-	-	-	-	30
T-6F	7	-	-	-	-	-	7
T-33A	25	1	-	2	7	10	35
L-19	-	15	-	-	-	15	15
H-19D	-	-	-	-	2	2	2
Laos	10	1	-	3	-	4	14
C-47	4	1	-	1	-	2	6
L-19	6	-	-	-	-	-	6
L-20	-	-	-	2	-	2	2
Philippines	192	-	-	-	11	11	203
F-51D	126	-	-	-	-	-	126
F-86F	30	-	-	-	10	10	40
C-47	4	-	-	-	-	-	4
T-6G	8	-	-	-	-	-	8
T-33A	6	-	-	-	1	1	7
L-5	9	-	-	-	-	-	9
H-19A	5	-	-	-	-	-	5
SA-16A	4	-	-	-	-	-	4
Taiwan	783	32	34	64	38	168	951
PBY5A	12	-	-	-	-	-	12
P4Y2	38	-	-	-	-	-	38
F-47N	195	-	-	-	-	-	195
F-84G	189	-	32	15	10	57	246
F-86F	238	32	-	25	25	82	320

[redacted]

TABLE 128 — MAP GRANT AID AIRCRAFT DELIVERIES TO RECIPIENT COUNTRIES, BY TYPE, MODEL, AND SERIES OF AIRCRAFT CUMULATIVE THROUGH FISCAL YEAR 1958 (CONTINUED)

(Parentheses denote negative quantities)

TYPE, MODEL, AND SERIES OF AIRCRAFT	CUMULATIVE DELIVERIES AS OF 30 JUNE 57	DELIVERIES DURING FY 1958					CUMULATIVE DELIVERIES AS OF 30 JUNE 58
		FIRST QUARTER	SECOND QUARTER	THIRD QUARTER	FOURTH QUARTER	TOTAL	
Taiwan - (Continued)		-					
RF-51	18	-	-	-	-	-	18
RF-84F	20	-	-	5	-	5	25
RF-86F	7	-	-	-	-	-	7
RT-33A	9	-	-	-	-	-	9
SA-16A	8	-	-	-	-	-	8
T-33A	45	-	-	19	3	22	67
H-19B	4	-	-	-	-	-	4
RB-57A	-	-	2	-	-	2	2
Thailand	281	51	30	-	1	82	363
F8F	207	-	-	-	-	-	207
F-84G	28	3	-	-	-	3	31
RT-33A	3	-	-	-	-	-	3
C-47	5	-	4	-	-	4	9
T-6F	30	-	-	-	-	-	30
T-6G	-	48	26	-	1	75	75
T-33A	6	-	-	-	-	-	6
H-19A	2	-	-	-	-	-	2
Vietnam	163	1	-	18	-	19	182
F8F	69	1	-	-	-	1	70
C-47	34	-	-	-	-	-	34
T-6G	-	-	-	18	-	18	18
L-19	60	-	-	-	-	-	60
WESTERN HEMISPHERE - TOTAL	222	-	17	58	38	113	335
Brazil	34	-	4	13	13	30	64
B-17	5	-	-	-	-	-	5
F-47D	25	-	-	-	-	-	25
F-80C	-	-	-	13	13	26	26
T-33A	4	-	-	-	-	-	4
H-19D	-	-	4	-	-	4	4
Chile	55	-	-	15	7	22	77
B-26	24	-	-	12	-	12	36
F-47D	17	-	-	-	-	-	17
F-80C	-	-	-	3	7	10	10
T-6G	10	-	-	-	-	-	10
T-33A	4	-	-	-	-	-	4
Colombia	32	-	5	7	6	18	50
B-26	14	-	5	-	-	5	19
F-47D	14	-	-	-	-	-	14
F-80C	-	-	-	7	6	13	13
T-33A	4	-	-	-	-	-	4
Cuba	25	-	-	8	(6)	2	27
B-26	16	-	-	2	-	2	18
C-47	5	-	-	-	-	-	5
T-33A	4	-	-	-	-	-	4
F-80C	-	-	-	6	(6)	-	-
Dominican Republic	4	-	-	-	-	-	4
T-33A	4	-	-	-	-	-	4
Ecuador	22	-	-	3	8	11	33
F-47D	11	-	-	-	-	-	11
F-80C	-	-	-	3	8	11	11
T-6D	7	-	-	-	-	-	7
T-33A	4	-	-	-	-	-	4

[redacted]

TABLE 128 — MAP GRANT AID AIRCRAFT DELIVERIES TO RECIPIENT COUNTRIES, BY TYPE, MODEL, AND SERIES OF AIRCRAFT CUMULATIVE THROUGH FISCAL YEAR 1958 (CONTINUED)

(Parentheses denote negative quantities)

TYPE, MODEL, AND SERIES OF AIRCRAFT	CUMULATIVE DELIVERIES AS OF 30 JUNE 57	DELIVERIES DURING FY 1958					CUMULATIVE DELIVERIES AS OF 30 JUNE 58
		FIRST QUARTER	SECOND QUARTER	THIRD QUARTER	FOURTH QUARTER	TOTAL	
Peru	26	-	4	7	7	18	44
B-26	10	-	4	4	-	8	18
F-80C	-	-	-	3	7	10	10
T-33A	4	-	-	-	-	-	4
P-47D	12	-	-	-	-	-	12
Uruguay	24	-	4	5	3	12	36
B-25	-	-	4	-	-	4	4
F-80C	-	-	-	5	3	8	8
T-6D	10	-	-	-	-	-	10
T-6G	10	-	-	-	-	-	10
T-33A	4	-	-	-	-	-	4
MAP OWNERSHIP ACCOUNT	-	-	-	10	-	10	10

SOURCE: Materiel Statistics Division, Directorate of Statistical Services, Comptroller of the Air Force.

[redacted]

TABLE 129 – AIRCRAFT DELIVERIES TO ELIGIBLE FOREIGN COUNTRIES UNDER MUTUAL SECURITY MILITARY SALES FISCAL YEARS 1951 THROUGH 1958

TYPE, MODEL, AND SERIES OF AIRCRAFT	CUMULATIVE DELIVERIES AS OF 30 JUNE 58	FY 51 - 53	FY 54	FY 55	FY 56	FY 57	FY 58
TOTAL DELIVERIES	1,153	285	99	112	376	254	27
BOMBER - TOTAL	112	-	5	6	3	90	8
B-25	5	-	5	-	-	-	-
B-26	99	-	-	6	3	90	-
P2V5	8	-	-	-	-	-	8
FIGHTER - TOTAL	227	153	23	10	25	16	-
F-47D	73	53	20	-	-	-	-
F-47N	3	-	3	-	-	-	-
F-51D	117	100	-	10	7	-	-
F-86F	34	-	-	-	18	16	-
CARGO - TOTAL	140	26	14	19	34	29	18
C-45	20	-	-	-	17	3	-
C-47	23	-	3	-	-	20	-
C-82	12	-	-	12	-	-	-
C-119F	35	26	9	-	-	-	-
C-119G	26	-	2	7	17	-	-
C-123	24	-	-	-	-	6	18
TRAINER - TOTAL	615	96	57	61	311	89	1
T-6D	80	-	30	50	-	-	-
T-6G	400	-	-	-	311	89	-
T-11	10	10	-	-	-	-	-
T-33A	36	20	8	8	-	-	-
T-35	10	6	4	-	-	-	-
TB-17	3	-	-	3	-	-	-
TB-25	75	60	15	-	-	-	-
TF-51	1	-	-	-	-	-	1
COMMUNICATIONS - TOTAL	26	10	-	8	3	5	-
L-19A	6	6	-	-	-	-	-
H-13G	2	-	-	2	-	-	-
H-21A	6	-	-	6	-	-	-
H-21B	8	-	-	-	3	5	-
H-23A	4	4	-	-	-	-	-
MISCELLANEOUS - TOTAL	33	-	-	8	-	25	-
RB-17	6	-	-	6	-	-	-
SB-17	2	-	-	2	-	-	-
VB-17	8	-	-	-	-	8	-
SA-16A	17	-	-	-	-	17	-

SOURCE: Materiel Statistics Division, Directorate of Statistical Services, Comptroller of the Air Force

TABLE 130 - MAP GRANT AID TRAINING – TECHNICAL REPRESENTATIVES COMPLETING ASSIGNMENTS, BY RECIPIENT AREA – CUMULATIVE ACCOMPLISHMENT THROUGH FISCAL YEAR 1958

RECIPIENT AREA	NUMBER OF TECHNICAL REPRESENTATIVES WHO HAVE COMPLETED ASSIGNMENTS	MAN-MONTHS USED TO COMPLETE ASSIGNMENTS
WORLD-WIDE	1,682	7,305
Europe	1,151	4,592
Near East and South Asia	261	1,166
Far East and Pacific	239	1,323
Western Hemisphere	31	224

NOTE: Man-months data above supersedes data shown in Table 127 FY 57 Statistical Digest because of revisions by reporting activities during FY 58.

SOURCE: Materiel Statistics Division, Directorate of Statistical Services, Comptroller of the Air Force

[redacted]

[redacted]

TABLE 131 — MAP GRANT AID FORMAL TRAINING — SPACES COMPLETED BY TYPE OF TRAINING AND RECIPIENT COUNTRY
CUMULATIVE ACCOMPLISHMENT THROUGH FISCAL YEAR 1958

AREA AND COUNTRY	TOTAL SPACES COMPLETED WORLD-WIDE FY 1950-58	FORMAL TRAINING COMPLETED IN THE ZONE OF INTERIOR						FORMAL TRAINING COMPLETED OVERSEAS				
		Total Spaces ZI	Pilot	Other Flying	Aircraft and Aero Equip Maint	Electronics and Comm.	Other Training	Total Spaces OS	Flying Other Than Pilot	Aircraft and Aero Equip Maint	Electronics and Comm.	Other Training
WORLD-WIDE - TOTAL	42,212	25,304	3,419	2,649	5,996	4,880	8,360	16,908	2,586	3,965	6,089	4,268
EUROPE - TOTAL	20,055	14,087	2,956	1,897	3,443	2,413	3,378	5,968	1,021	2,261	1,507	1,179
Belgium	1,662	1,296	394	193	102	311	296	366	69	124	102	71
Denmark	1,448	941	314	166	79	231	151	507	40	38	353	76
Federal Republic of Germany	430	330	50	2	2	71	205	100	-	51	38	11
France	6,150	4,633	1,258	797	1,547	397	634	1,517	314	882	81	240
Italy	2,431	1,467	134	163	436	215	519	964	94	345	258	267
Netherlands	2,100	1,187	367	199	120	162	339	913	32	344	262	275
Norway	2,326	1,464	298	147	343	262	414	862	121	383	168	190
Portugal	683	453	27	40	121	164	101	230	74	33	107	16
Spain	1,924	1,600	30	85	536	374	575	324	215	54	50	5
United Kingdom	429	358	84	78	33	99	64	71	43	-	28	-
Yugoslavia	472	358	-	27	124	127	80	114	19	7	60	28
NEAR EAST, AFRICA AND SOUTH ASIA - TOTAL	3,851	2,676	99	169	935	467	1,006	1,175	346	218	381	230
Afghanistan	-	-	-	-	-	-	-	-	-	-	-	-
Greece	984	720	-	48	215	220	237	264	41	58	101	64
Iran	672	581	26	9	261	87	198	91	55	14	-	22
Iraq	45	45	1	-	2	3	39	-	-	-	-	-
Pakistan	565	339	-	63	66	28	182	226	67	97	40	22
Saudi Arabia	47	47	-	-	21	12	14	-	-	-	-	-
Turkey	1,538	944	72	49	370	117	336	594	183	49	240	122
FAR EAST AND PACIFIC - TOTAL	16,327	6,761	150	351	1,333	1,859	3,068	9,566	1,219	1,374	4,179	2,794
Japan	5,869	1,331	-	100	194	328	709	4,538	695	933	2,291	619
Korea	5,441	1,776	53	56	312	479	876	3,665	86	215	1,416	1,948
Philippines	1,678	1,021	3	57	256	243	462	657	2	159	442	54
Taiwan	1,910	1,402	64	77	168	700	393	508	436	18	-	54
Thailand	668	581	10	24	142	83	322	87	-	2	-	85
Vietnam	761	650	20	37	261	26	306	111	-	47	30	34
WESTERN HEMISPHERE-TOTAL	1,979	1,780	214	232	285	141	908	199	-	112	22	65
Brazil	215	215	-	12	14	66	123	-	-	-	-	-
Chile	161	149	33	14	14	6	82	12	-	5	1	6
Colombia	470	460	61	67	86	12	234	10	-	10	-	-
Cuba	190	149	44	19	15	-	71	41	-	29	6	6
Dominican Republic	140	99	1	27	17	5	49	41	-	19	5	17
Ecuador	201	144	20	15	4	9	96	57	-	28	8	21
Guatemala	56	56	12	3	9	2	30	-	-	-	-	-
Haiti	13	13	1	-	6	2	4	-	-	-	-	-
Honduras	30	30	2	3	2	1	22	-	-	-	-	-
Nicaragua	100	100	7	13	47	1	32	-	-	-	-	-
Peru	349	311	33	40	64	31	143	38	-	21	2	15
Uruguay	54	54	-	19	7	6	22	-	-	-	-	-

SOURCE: Materiel Statistics Division, Directorate of Statistical Services, Comptroller of the Air Force

[redacted]

[redacted]

TABLE 132 – MAP GRANT AID TRAINING – MOBILE TRAINING TEAMS FURNISHED, BY RECIPIENT COUNTRY
CUMULATIVE ACCOMPLISHMENT THROUGH FISCAL YEAR 1958

AREA AND COUNTRY	WORLD-WIDE			ZONE OF INTERIOR 1/			OVERSEAS 1/		
	TEAMS	PERSONNEL	MAN-MONTHS	TEAMS	PERSONNEL	MAN-MONTHS	TEAMS	PERSONNEL	MAN-MONTHS
WORLD-WIDE - TOTAL	1,198	4,811	18,705	403	2,154	9,428	795	2,657	9,277
EUROPE - TOTAL	650	2,436	10,141	198	1,093	5,345	452	1,343	4,796
Belgium	107	227	1,378	26	46	270	81	181	1,108
Denmark	68	281	731	12	46	198	56	235	533
Federal Republic of Germany	20	167	612	11	107	438	9	60	174
France	93	414	1,926	42	276	1,427	51	138	499
Italy	99	448	1,850	30	190	957	69	258	893
Netherlands	86	244	1,198	21	122	721	65	122	477
Norway	41	153	584	18	101	426	23	52	158
Portugal	45	131	471	7	31	143	38	100	328
Spain	61	194	682	20	62	238	41	132	444
United Kingdom	8	79	429	6	73	411	2	6	18
Yugoslavia	22	98	280	5	39	116	17	59	164
NEAR EAST, AFRICA & SOUTH ASIA-TOTAL	276	1,024	3,858	81	357	1,539	195	667	2,319
Afghanistan	-	-	-	-	-	-	-	-	-
Greece	91	262	1,148	25	98	503	66	164	645
Iran	44	189	750	8	49	250	36	140	500
Iraq	-	-	-	-	-	-	-	-	-
Pakistan	24	118	386	4	33	102	20	85	284
Saudi Arabia	9	54	78	5	13	15	4	41	63
Turkey	108	401	1,496	39	164	669	69	237	827
FAR EAST AND PACIFIC - TOTAL	233	1,107	4,318	85	460	2,156	148	647	2,162
Indo-China	20	90	378	8	59	326	12	31	52
Japan	21	145	633	12	78	345	9	67	288
Korea	3	24	96	3	24	96	-	-	-
Philippines	15	57	123	8	34	81	7	23	42
Taiwan	130	686	2,705	44	236	1,164	86	450	1,541
Thailand	39	98	367	8	25	130	31	73	237
Vietnam	5	7	16	2	4	14	3	3	2
WESTERN HEMISPHERE - TOTAL	39	244	388	39	244	388	-	-	-
Brazil	8	50	100	8	50	100	-	-	-
Chile	5	31	52	5	31	52	-	-	-
Colombia	3	23	25	3	23	25	-	-	-
Cuba	3	13	14	3	13	14	-	-	-
Dominican Republic	4	14	29	4	14	29	-	-	-
Equador	5	38	29	5	38	29	-	-	-
Peru	9	54	78	9	54	78	-	-	-
Uruguay	2	21	61	2	21	61	-	-	-

1/ Indicates the geographic area from which personnel were organized into mobile teams to provide training instruction, guidance or assistance.

SOURCE: Materiel Statistics Division, Directorate of Statistical Services, Comptroller of the Air Force

[redacted]

TABLE 133 — SUMMARY — USAF CIVILIAN EMPLOYEES IN SALARIED AND WAGE BOARD GROUPS EMPLOYED UNDER MILITARY ASSISTANCE PROGRAM (MAP) — FY 1950 THROUGH FY 1958

GROUP BY LOCATION	JUL	AUG	SEP	OCT	NOV	DEC	JAN	FEB	MAR	APR	MAY	JUN
	FISCAL YEAR 1950											
WORLDWIDE - TOTAL	NOT AVAILABLE						825	589	598	632	883	891
SALARIED - TOTAL							481	560	486	490	532	537
WAGE BOARD - TOTAL							344	29	112	142	351	354
CONTINENTAL US - TOTAL							799	561	574	574	822	826
Salaried							471	550	480	480	522	526
Wage Board							328	11	94	94	300	300
OVERSEAS - TOTAL							26	28	24	58	61	65
Salaried							10	10	6	10	10	11
Wage Board							16	18	18	48	51	54
	FISCAL YEAR 1951											
WORLDWIDE - TOTAL	908	743	886	910	1,116	1,003	1,319	1,293	1,173	1,195	1,529	1,821
SALARIED - TOTAL	557	635	669	674	724	730	844	947	891	1,008	1,277	1,237
WAGE BOARD - TOTAL	351	108	217	236	392	273	475	346	282	187	252	584
CONTINENTAL US - TOTAL	775	661	805	822	1,025	911	1,230	1,199	1,078	1,098	1,390	1,513
Salaried	537	610	642	643	693	698	815	917	860	975	1,202	1,174
Wage Board	238	51	163	179	332	213	415	282	218	123	188	339
OVERSEAS - TOTAL	133	82	81	88	91	92	89	94	95	97	139	308
Salaried	20	25	27	31	31	32	29	30	31	33	75	63
Wage Board	113	57	54	57	60	60	60	64	64	64	64	245
	FISCAL YEAR 1952											
WORLDWIDE - TOTAL	2,178	2,871	3,067	3,002	3,282	3,574	4,005	4,748	4,554	4,714	5,078	5,376
SALARIED - TOTAL	1,748	1,551	1,716	1,655	1,901	2,066	2,353	2,520	2,412	2,494	2,793	2,872
WAGE BOARD - TOTAL	430	1,320	1,351	1,347	1,381	1,508	1,652	2,228	2,142	2,220	2,285	2,504
CONTINENTAL US - TOTAL	1,733	1,705	1,868	1,797	2,029	2,226	2,544	3,080	2,685	2,745	3,021	3,268
Salaried	1,378	1,420	1,566	1,490	1,709	1,855	2,122	2,261	2,123	2,173	2,447	2,506
Wage Board	355	285	302	307	320	371	422	819	562	572	574	762
OVERSEAS - TOTAL	445	1,166	1,199	1,205	1,253	1,348	1,461	1,668	1,869	1,969	2,057	2,108
Salaried	370	131	150	165	192	211	231	259	289	321	346	366
Wage Board	75	1,035	1,049	1,040	1,061	1,137	1,230	1,409	1,580	1,648	1,711	1,742
	FISCAL YEAR 1953											
WORLDWIDE - TOTAL	4,925	4,759	5,025	5,005	5,118	4,985	5,293	5,748	4,857	4,096	3,895	3,918
SALARIED - TOTAL	3,063	2,897	3,350	3,380	3,458	3,539	3,711	3,940	3,502	2,916	2,897	2,867
WAGE BOARD - TOTAL	1,862	1,862	1,675	1,625	1,660	1,446	1,582	1,808	1,355	1,180	998	1,051
CONTINENTAL US - TOTAL	3,534	3,304	3,460	3,821	3,910	3,606	3,866	4,357	4,270	3,509	3,301	3,323
Salaried	2,674	2,504	2,587	2,757	2,817	2,778	2,824	3,069	3,130	2,549	2,519	2,488
Wage Board	860	800	873	1,064	1,093	828	1,042	1,288	1,140	960	782	835
OVERSEAS - TOTAL	1,391	1,455	1,565	1,184	1,208	1,379	1,427	1,391	587	587	594	595
Salaried	389	393	763	623	641	761	887	871	372	367	378	379
Wage Board	1,002	1,062	802	561	567	618	540	520	215	220	216	216
	FISCAL YEAR 1954											
WORLDWIDE - TOTAL	3,607	3,976	3,250	2,967	2,900	2,966	3,161	3,315	3,405	3,284	3,435	4,210
SALARIED - TOTAL	2,789	2,750	2,490	2,370	2,372	2,377	2,452	2,417	2,389	2,415	2,470	2,436
WAGE BOARD - TOTAL	818	1,226	760	597	528	589	709	898	1,016	869	965	1,774
CONTINENTAL US - TOTAL	2,979	3,374	2,664	2,402	2,334	2,527	2,484	2,509	2,567	2,431	2,573	3,317
Salaried	2,392	2,376	2,128	2,034	2,021	2,043	2,054	2,005	1,971	1,992	2,024	1,982
Wage Board	587	998	536	368	313	484	430	504	596	439	549	1,335
OVERSEAS - TOTAL	628	602	586	565	566	439	677	806	838	853	862	893
Salaried	397	374	362	336	351	334	398	412	418	423	446	454
Wage Board	231	228	224	229	215	105	279	394	420	430	416	439
	FISCAL YEAR 1955											
WORLDWIDE - TOTAL	3,151	3,274	3,348	3,378	3,425	2,740	2,773	2,776	2,792	3,105	3,979	3,186
SALARIED - TOTAL	2,415	2,485	2,288	2,312	2,276	2,271	2,318	2,330	2,321	2,244	2,310	2,227
WAGE BOARD - TOTAL	736	789	1,060	1,066	1,149	469	455	446	471	861	1,669	959
CONTINENTAL US - TOTAL	2,348	2,355	2,390	2,469	2,542	2,403	2,424	2,438	2,448	2,709	3,585	2,779
Salaried	1,989	1,975	2,043	2,072	2,065	2,061	2,103	2,124	2,112	2,029	2,097	2,001
Wage Board	359	380	347	397	477	342	321	314	336	680	1,486	778
OVERSEAS - TOTAL	803	919	958	909	883	337	349	338	344	396	396	407
Salaried	426	510	245	240	211	210	215	206	209	215	213	226
Wage Board	377	409	713	669	672	127	134	132	135	181	183	181

TABLE 133 — SUMMARY — USAF CIVILIAN EMPLOYEES IN SALARIED AND WAGE BOARD GROUPS EMPLOYED UNDER MILITARY ASSISTANCE PROGRAM (MAP) — FY 1950 THROUGH FY 1958 (CONTINUED)

GROUP AND LOCATION	JUL	AUG	SEP	OCT	NOV	DEC	JAN	FEB	MAR	APR	MAY	JUN
	FISCAL YEAR 1956											
WORLDWIDE - TOTAL	380	394	401	398	410	409	405	404	405	416	419	420
SALARIED - TOTAL	338	355	362	359	371	370	366	365	366	376	380	381
WAGE BOARD - TOTAL	42	39	39	39	39	39	39	39	39	40	39	39
CONTINENTAL US - TOTAL	264	260	262	259	259	253	251	256	259	263	268	258
Salaried	264	260	262	259	259	253	251	256	259	263	268	258
Wage Board	-	-	-	-	-	-	-	-	-	-	-	-
OVERSEAS - TOTAL	116	134	139	139	151	156	154	148	146	153	151	162
Salaried	74	95	100	100	112	117	115	109	107	113	112	123
Wage Board	42	39	39	39	39	39	39	39	39	40	39	39
	FISCAL YEAR 1957											
WORLDWIDE - TOTAL	422	430	433	433	476	475	450	445	452	442	433	416
SALARIED - TOTAL	383	385	390	390	432	432	406	401	407	398	389	372
WAGE BOARD - TOTAL	39	45	43	43	44	43	44	44	45	44	44	44
CONTINENTAL US - TOTAL	275	277	283	286	285	288	286	289	294	295	296	292
Salaried	275	277	283	286	285	288	286	289	294	295	296	292
Wage Board	-	-	-	-	-	-	-	-	-	-	-	-
OVERSEAS - TOTAL	147	153	150	147	191	187	164	156	158	147	137	124
Salaried	108	108	107	104	147	144	120	112	113	103	93	80
Wage Board	39	45	43	43	44	43	44	44	45	44	44	44
	FISCAL YEAR 1958											
WORLDWIDE - TOTAL	410	399	386	372	357	353	362	360	359	357	356	337
SALARIED - TOTAL	366	355	342	328	314	310	206	317	316	313	312	301
WAGE BOARD - TOTAL	44	44	44	44	43	43	156	43	43	44	44	36
CONTINENTAL US - TOTAL	295	288	285	273	271	264	263	260	261	257	258	246
Salaried	295	288	285	273	271	264	150	260	261	256	257	246
Wage Board	-	-	-	-	-	-	113	-	-	1	1	-
OVERSEAS - TOTAL	115	111	101	99	86	89	99	100	98	100	98	91
Salaried	71	67	57	55	43	46	56	57	55	57	55	55
Wage Board	44	44	44	44	43	43	43	43	43	43	43	36
	FISCAL YEAR 1959											
WORLDWIDE - TOTAL												
SALARIED - TOTAL												
WAGE BOARD - TOTAL												
CONTINENTAL US - TOTAL												
Salaried												
Wage Board												
OVERSEAS - TOTAL												
Salaried												
Wage Board												
	FISCAL YEAR 1960											
WORLDWIDE - TOTAL												
SALARIED - TOTAL												
WAGE BOARD - TOTAL												
CONTINENTAL US - TOTAL												
Salaried												
Wage Board												
OVERSEAS - TOTAL												
Salaried												
Wage Board												

Source: Personnel Statistics Division, Directorate of Statistical Services, Comptroller of the Air Force

Military Personnel

PART XVI

MILITARY PERSONNEL

DEFINITIONS

ACTIVE FEDERAL MILITARY SERVICE
Normal full-time duty with a Federal Military Service as opposed to inactive duty status of Reservist.

AERONAUTICAL STATUS
The general grouping of Air Force personnel with reference to their aeronautical rating, aeronautical designation, and flying status. The principal groupings are:

1. Rated Personnel: USAF Officers who have been awarded an aeronautical rating of Pilot, Aircraft Observer, Navigator or Flight Surgeon on personnel orders per authority AFR 50-7.

2. Non-Rated Personnel: Personnel who do not have an aeronautical rating of Pilot, Aircraft Observer, Navigator or Flight Surgeon, including personnel who have aeronautical designation, e.g. Aviation Medical Examiner, Flight Nurse, Non-Rated Crew Member, and Non-Rated Non-Crew Member, even though such personnel may be on Flying Status.

AIR FORCE OFFICER QUALIFYING TEST (AFOQT)
The AFOQT battery is given to newly commissioned officers and to persons being considered for officer training. These tests are designed to predict proficiency in AF specialties or success in training, classifying individuals by aptitude clusters.

AIR FORCE COMMAND STRENGTH
All military personnel (permanent party and pipeline, USAF, SCARWAF, and Navy) who are assigned to Air Force units. This strength is chargeable against the personnel ceiling of the Department of the Air Force and is under the command jurisdiction of the Chief of Staff, USAF. (SCARWAF discontinued as of 1 March 1956: found only in historical data prior to that date.)

1. Command Strength, Continental: The total strength of military personnel who are assigned to units of which the Headquarters have permanent station location in the Continental US or to units which are enroute between Continental and Overseas stations but are assigned to a Continental Command or the Continental US portion of a Global Command.

2. Command Strength, Overseas: The total strength of military personnel who are assigned to units of which the Headquarters have permanent station location outside the Continental US or to units which are enroute between Continental and Overseas Stations but are assigned to an Overseas Command or to the overseas portion of a Global Command.

3. Command Strength, Worldwide: The total strength of personnel assigned to Air Force units (USAF and SCARWAF) regardless of location. (SCARWAF discontinued as of 1 March 1956; found only in historical data prior to that date.)

AIR FORCE DEPARTMENTAL STRENGTH
The total strength of military personnel commissioned, appointed, or enlisted in the United States Air Force, whether or not such personnel have been placed on duty with another Department.

AIR FORCE PERSONNEL
A general term comprising all military personnel (USAF, SCARWAF, or Navy) assigned to Air Force Units. (SCARWAF discontinued as of 1 March 1956; found only in historical data prior to that date.)

AIR FORCE SPECIALTY (AFS)
A grouping of positions which require common qualifications. An AFS is identified by a Title and Code.

505282 O - 59 - 17

MILITARY PERSONNEL (Continued)

DEFINITIONS

AIR FORCE SPECIALTY CODE (AFSC) - AIRMEN

A combination of meaningful digits used to identify an AFS. For example:

AFSC 68150 (Statistical Specialist)

68	Career Field (Statistical Analysis Data Processing and Programming)
1	Career Field Subdivision (Statistical Services)
5	Skill Level (Skilled)
0	Specialty (Statistical Specialist)
68150	

ARMED FORCE QUALIFICATION TEST SCORE (AFQT SCORE)

The test contains questions on arithmetic reasoning, word knowledge, tool functions, and spatial visualization. The "Score" is a composite index of performance on all these items, and as such, is an indication of general learning ability.

CAREER AIRMAN

A Regular Air Force Airman who has completed one or more enlistments in the United States Air Force or serving first enlistment in the Air Force with prior service in the Army, Navy, Marine Corps or Coast Guard.

CAREER FIELD

A grouping of related AFS's involving basically similar knowledges and skills.

CAREER RESERVE OFFICER

A commissioned officer who has signed a statement that he desires to serve on active duty for an unlimited period.

COMMAND

A major organizational division of the United States Air Force.

1. Continental Command: A Command whose command headquarters and subordinate units are located within the Continental United States.

2. Overseas Command: A Command whose command headquarters and subordinate units are located outside the Continental United States.

3. Global Command: A command whose command headquarters is located either inside or outside the Continental US and whose subordinate units are located both inside and outside the Continental US.

COMMAND ABBREVIATIONS

Listed below are the commands and abbreviations as used in this area of the publication.

AAC	- Alaskan Air Command	PAF	- Pacific Air Force c/
ADC	- Air Defense Command	HQC	- Headquarters Command, USAF
AFAFC	- Air Force Accounting and Finance Center a/	HQ USAF	- Headquarters USAF
AMC	- Air Materiel Command	MATS	- Military Air Transport Service
APGC	- Air Proving Ground Command b/	NEAC	- Northeast Air Command d/
ARDC	- Air Research and Development Command	SAC	- Strategic Air Command
ATC	- Air Training Command	TAC	- Tactical Air Command
AU	- Air University	USAFA	- USAF Academy
CAIRC	- Caribbean Air Command	USAFSS	- USAF Security Service
CONAC	- Continental Air Command	USAFE	- US Air Forces in Europe

a/ Change effective September 1958

b/ Discontinued, 1 Dec 1957 and combined with ARDC

c/ FEAF was redesignated PAF-Pacific Air Force, 1 July 1957

d/ Northeast Air Command was discontinued 1 April 1957

CONTROL AIR FORCE SPECIALTY (Control AFS)

The AFS for manning purposes in which an airman's reassignment is projected, and which represents his highest usable skill based on total Air Force requirements. It should be his Primary AFS; however, if there is an Air Force surplus of the PAFS, it may be an additional awarded AFS, or an AFS in which the airman is being trained.

FIRST TERM AIRMAN

A Regular Air Force Airman with no prior military service, serving on his first enlistment in the United States Air Force.

MILITARY PERSONNEL (CONTINUED)

DEFINITIONS

FRINGE BENEFITS
Benefits which are not a part of military pay made directly to USAF personnel, such as medical care for dependents, commissary privileges, etc.

FUNCTIONAL CATEGORY (APPLIES TO CAREER FIELD)
A grouping of airman career fields into four broad categories of highly technical, technical, semi-technical and non-technical jobs to be performed. (The grouping was changed to three during FY 1958)

FUNCTIONAL GROUP
The general grouping of personnel according to their status as to permanent party or pipeline.

GRADE IN WHICH SERVING
Grade as used in this report applies to grade in which individuals are currently serving.

IMMEDIATE REENLISTMENT
A reenlistment in the Regular Air Force within 24 hours within the same unit from which separated.

INACTIVE FEDERAL MILITARY SERVICE
All military service other than active, whether as a commissioned officer, warrant or flight officer, or in enlisted status. (AFR 35-3)

MUSTERING OUT PAY (MOP)
An extra sum of money payable to any of certain persons upon or after his release from active duty for service during wartime. It is not to be confused with terminal-leave pay.

NONCAREER RESERVE OFFICER
A commissioned officer whose present tour of duty has a definite scheduled date of separation.

ON-THE-JOB-TRAINING (OJT)
The training received by an individual in actual performance of his duties or while performing assigned duties.

OPERATING CONTROL
Control exercise over the combat or service operation of subordinate or other organizations. Operational control comprises those functions of a command involving the composition of subordinate forces, the assignment of tasks, the designation of objectives, and the authoritative direction necessary to accomplish the mission. Normally it does not include such matters as administration, discipline, or internal organization.

OPERATING LOCATION
A permanent duty station of an individual. A station is considered permanent if the orders specify a period of three months or longer. If no period is specified, the duty station is considered permanent.

PERMANENT CHANGE OF STATION (PCS)
A physical transfer of a person, group of persons, or unit from one station to another, made without plan or expectation of return to the station of first instance.

PERMANENT PARTY PERSONNEL
Those personnel assigned to an AF unit to perform their principal duty in the furtherance of the mission of the unit and who are chargeable against the specific authorization of the unit. (This includes assigned over strength).

PIPELINE PERSONNEL
Those USAF, SCARWAF, and Navy personnel who are (Assigned to an Air Force Unit temporarily for the purpose of administration and enlistment, reenlistment, replacement processing, training or hospitalization), i.e., those who are temporarily ineffective. Such personnel are not chargeable against the specific authorizations of the unit to which they are assigned while in a pipeline status. Prior to 1 May 1958, Pipeline consisted of transients, patients, and students; after that date it consisted only of Students and Patients. (SCARWAF was discontinued, 1 March 1956 and is found only in historical data prior to that date.)

TRANSIENTS
(1) Overseas Replacements: Personnel who are assigned to a unit specifically charged with administering processing for overseas movement. They are assigned for further re-assignment and movement to duty with an Overseas US unit. (Discontinued, 1 May 1958)

DEFINITIONS

(2) Returnees: Personnel who are assigned to a unit specifically charged with administering and processing individuals returned from overseas. They are assigned for further re-assignment and movement to duty with a Continental US Unit. (Discontinued, 1 May 1958)

(3) Fillers: Personnel assigned temporarily to a unit who are awaiting reassignment to another unit for duty, return to duty, training, or oversea movement. This group may include prior service enlistees; reenlistees within 90 days; and immediate reenlistees at a port upon return from overseas; personnel recalled to Extended Active Duty (EAD) while awaiting permanent duty assignment ; prisoners in confinement, and prisoners restored to duty; and personnel returned to military control from Dropped Form Rolls (DFR) status. It does not include personnel assigned to a unit or headquarters for further reassignment to a subordinate unit; overseas replacements; returnees or student personnel. (Discontinued, 1 May 1958)

(4) Patients: Hospitalized personnel assigned to an Air Force unit which administers personnel undergoing inpatient treatment at a medical facility operated by any of the three military departments.

(5) Supplementary Pilots: Graduates of basic pilot training performing supplementary pilot duties on active duty who did not sign a 4 year service contract. (Discontinued, 1 May 1958)

(6) Students: Personnel assigned in a training status to a unit charged with administration of individuals attending a formal course of instruction at a service or civilian school or a basic military training course.

PRIMARY AIR FORCE SPECIALTY (Primary AFS)
The awarded AFS in which an Officer or Airman is most highly qualified to perform duty.

QUARTERS ALLOWANCE
A basic allowance for quarters.

RATED PERSONNEL
USAF Officers holding a currently effective aeronautical rating.

REENLISTMENT
A person who reenlisted within 90 days from date of separation from a regular term of service.

REENLISTMENT INTENT
Expressed attitude toward reenlistment, made by airmen in response to attitude questions.

REGULAR AIR FORCE PERSONNEL
Department of the Air Force military personnel who, by enlistment, appointment, or commission, are members of the Regular Air Force.

RESERVE OFFICERS TRAINING CORPS (ROTC)
A training corps with units established at civilian educational institutions to qualify students for appointment as reserve officers.

SELECTED CHARACTERISTICS AND ATTITUDES

1. Selected: Used to imply that data presented in this report are not necessarily the complete body of data rather, data presented were picked subjectively, as being the most pertinent.

2. Characteristics: Refer to those elements which are more or less stable in nature, e.g., grade, age, marital status, rating etc.

3. Attitudes: Refers to responses to those questions in which individuals express degree of predisposed feeling for a thing, institution, or situation.

SCARWAF PERSONNEL
Those Department of the Army Personnel assigned as permanent party or pipeline to USAF or SCARWAF unit. (SCARWAF were discontinued as of 1 March 1956; found only in historical data prior to that date.)

DEFINITIONS

SKILL LEVEL
The level of an AFS which indicates the degree of qualification of airmen:

Skill Level	Fourth Digit of AFSC
Advanced	7
Skilled	5
Semi-skilled	3
Unskilled	1

SUBSISTENCE ALLOWANCE
A monetary allowance given a military person in lieu of food.

TECHNICAL SPECIALIST APTITUDE INDEX (TSAI) SCORE
A separate rating or score for each of certain AF Specialties, indicating the predictive aptitude of a person, arrived at by converting raw scores received on a battery of aptitude tests to a standard score.

TECHNICAL TRAINING
In a broad sense, that training for both military and civilian personnel in specialties other than those of an AF pilot or navigator, as in the phrase "Technical Training Air Force."

TOTAL FEDERAL MILITARY SERVICE
Includes both, active and inactive military service.

TRANSFER
Permanent change in departmental status, regardless of whether or not accompanied by a change of command status and/or unit assignment.

UNIVERSAL MILITARY TRAINING AND SERVICE ACT (UMTS)
The UMTS Act provides that all males who first entered the armed forces through Inactive Reserve Service or Active Duty after 19 June 1951 and before 9 August 1955, and who were not yet 26 years old when they entered, are subject to an eight-year period of Inactive or Active Duty or combination of such duty.

USAF PERSONNEL
Those Department of the Air Force military personnel assigned as permanent party or pipeline to a USAF of SCARWAF unit. (SCARWAF discontinued as of 1 March 1956; found only in historical data prior to that date.)

TABLE 134 — SUMMARY — MILITARY STRENGTH BY TYPE OF PERSONNEL, WORLDWIDE — 1 AUG 1907 THROUGH FY 1958

NOTE: Annual strength figures are as of 30 June except as noted. The history of the AAF falls into several well defined phases. On 1 August 1907, the Aeronautical Division of the Signal Corps was established, and this division continued until 1 July 1914 when it was reorganized as the Aviation Section of the Signal Corps. In May 1918 Army aviation was divorced from the Signal Corps by Presidential order and comprised the Division of Military Aeronautics, Bureau of Aircraft Production, and the Spruce Section which had been organized in November 1917. (The latter was created to expedite lumber production for aircraft construction.) Legislative cognizance of a separate arm occurred on 4 June 1920 when the Air Service was created. The Air Corps was established in July 1926 and continued until the reorganization of the Army in March 1942. At that time, the Army Air Forces came into being and continued under this organization until the three defense agencies were established in 1947. On 17 September 1947, James V. Forrestal took the oath of office as Secretary of Defense. The Air Force was officially separated from the Army the following day and the new agency, U.S. Air Force, was established, but it was not until 1948 that Air Force reporting was entirely divorced from the Army. Blank columns in the table below indicate that breaks were not available for the period; and other necessary explanations are covered with foot notes. Army personnel on duty with the US Air Force known as SCARWAF, were included in this table from September 1947 through June 1955. SCARWAF was discontinued as of 31 March 1956. USAF Academy cadets are not included in Worldwide Total.

YEAR	TOTAL ARMY AIR FORCES	YEAR	TOTAL ARMY AIR FORCES	YEAR	TOTAL ARMY AIR FORCES	YEAR	TOTAL ARMY AIR FORCES
1907 (1 Aug)	3	1915 (30 Jun)	208	1923 (30 Jun)	9,441	1931 (30 Jun)	14,780
1908 (30 Jun)	13	1916 (30 Jun)	311	1924 (30 Jun)	10,547	1932 (30 Jun)	15,028
1909 (30 Jun)	27	1917 (6 Apr)	1,218	1925 (30 Jun)	9,670	1933 (30 Jun)	15,099
1910 (30 Jun)	11	1918 (11 Nov)	195,023	1926 (30 Jun)	9,674	1934 (30 Jun)	15,861
1911 (30 Jun)	23	1919 (30 Jun)	25,603	1927 (30 Jun)	10,078	1935 (30 Jun)	16,247
1912 (1 Nov)	51	1920 (30 Jun)	9,050	1928 (30 Jun)	10,549	1936 (30 Jun)	17,233
1913 (30 Sep)	114	1921 (30 Jun)	11,649	1929 (30 Jun)	12,131	1937 (30 Jun)	19,147
1914 (30 Jun)	122	1922 (30 Jun)	9,642	1930 (30 Jun)	13,531	1938 (30 Jun)	21,089
						1939 (30 Jun)	23,455

END OF FISCAL YEAR	WORLDWIDE					CONTINENTAL US					OVERSEAS				USAF ACADEMY CADET
	Total	Officer a/	Warrant Officer	Enlisted Personnel	Aviation Cadet b/	Total	Officer a/	Warrant Officer	Enlisted Personnel	Aviation Cadet b/	Total	Officer a/	Warrant Officer	Enlisted Personnel	
June 1940	51,165	3,361		45,910	1,894	40,229	2,999		35,336	1,894	10,936	362		10,574	-
June 1941	152,125	10,611		132,887	8,627	129,767	9,463		111,677	8,627	22,358	1,148		21,210	-
June 1942	764,415	55,956		658,246	50,213	649,091	45,449		553,429	50,213	115,324	10,507		104,817	-
June 1943	2,197,114	205,874		1,891,568	99,672	1,764,969	156,417		1,508,880	99,672	432,145	49,457		382,688	-
June 1944	2,372,292	333,401		1,956,244	82,647	1,334,958	205,156		1,047,155	82,647	1,037,334	128,245		909,089	-
June 1945	2,282,259	381,454		1,884,041	16,764	1,153,373	239,561		897,048	16,764	1,128,886	141,893		986,993	-
June 1946	455,515	81,733		373,775	7	296,964	58,907		238,050	7	158,551	22,826		135,725	-
June 1947	305,827	42,745		263,029	53	206,226	29,640		176,533	53	99,601	13,105		86,496	-
June 1948	387,730	47,709	1,248	337,435	1,338	268,896	34,675	891	231,992	1,338	118,834	13,034	357	105,443	-
June 1949	419,347	55,773	2,078	359,636	1,860	293,870	40,908	1,625	249,477	1,860	125,477	14,865	453	110,159	-
June 1950	411,277	54,914	2,092	352,085	2,186	317,816	43,604	1,665	270,361	2,186	93,461	11,310	427	81,724	-
June 1951	788,381	104,443	2,656	678,806	2,476	628,954	84,747	1,931	539,800	2,476	159,427	19,696	725	139,006	-
June 1952	973,474	124,239	4,162	838,291	6,782	723,163	94,705	3,159	618,517	6,782	250,311	29,534	1,003	219,774	-
June 1953	977,593	126,769	4,000	837,667	9,157	681,978	94,383	2,821	575,617	9,157	295,615	32,386	1,179	262,050	-
June 1954	947,918	126,067	3,685	809,094	9,072	673,321	93,722	2,503	568,024	9,072	274,597	32,345	1,182	241,070	-
June 1955	959,946	133,183	3,966	818,478	4,319	689,635	99,845	2,853	582,618	4,319	270,311	33,338	1,113	235,860	-
June 1956	909,695	138,106	3,987	764,609	2,993	648,365	106,155	2,864	536,353	2,993	261,330	31,951	1,123	228,256	263
June 1957	919,331	136,022	4,541	776,566	2,202	651,170	104,763	3,091	541,114	2,202	268,161	31,259	1,450	235,452	504
June 1958	869,987	128,398	4,541	735,738	1,310	633,019	100,003	3,082	528,624	1,310	236,968	28,395	1,459	207,114	1,169
June 1959															
June 1960															

TABLE 134 - SUMMARY — MILITARY STRENGTH, BY TYPE OF PERSONNEL, WORLDWIDE — FY 1958 (CONTINUED)

END OF MONTH	WORLDWIDE					CONTINENTAL US					OVERSEAS				USAF ACADEMY CADETS
	Total	Officer a/	Warrant Officer	Enlisted Personnel	Aviation Cadet b/	Total	Officer a/	Warrant Officer	Enlisted Personnel	Aviation Cadet b/	Total	Officer a/	Warrant Officer	Enlisted Personnel	
	FY 1958														
July (1957).	919,950	136,013	4,518	777,202	2,217	652,199	104,965	3,054	541,963	2,217	267,751	31,048	1,464	235,239	810
August . . .	921,454	135,597	4,501	779,357	1,999	655,891	104,725	3,040	546,127	1,999	265,563	30,872	1,461	233,230	795
September. .	915,942	134,491	4,496	775,205	1,750	651,123	104,189	3,030	542,154	1,750	264,819	30,302	1,466	233,051	787
October . .	901,371	133,947	4,479	761,372	1,573	636,864	103,724	2,979	528,588	1,573	264,507	30,223	1,500	232,784	772
November . .	890,122	132,378	4,444	751,833	1,467	627,555	102,159	2,932	520,997	1,467	262,567	30,219	1,512	230,836	758
December . .	877,902	130,916	4,613	740,951	1,422	619,111	101,070	3,062	513,557	1,422	258,791	29,846	1,551	227,394	755
January(1958)	876,265	129,058	4,614	741,293	1,300	625,741	99,824	3,075	521,542	1,300	250,524	29,234	1,539	219,751	751
February . .	877,088	128,106	4,606	743,112	1,264	629,371	99,387	3,090	525,630	1,264	247,717	28,719	1,516	217,482	736
March . . .	874,993	127,953	4,594	741,197	1,249	629,828	99,373	3,075	526,131	1,249	245,165	28,580	1,519	215,066	727
April . . .	872,135	127,654	4,576	738,649	1,256	630,493	99,050	3,068	527,119	1,256	241,642	28,604	1,508	211,530	725
May	870,018	127,832	4,558	736,422	1,206	628,447	99,044	3,054	525,143	1,206	241,571	28,788	1,504	211,279	722
June	869,987	128,398	4,541	735,738	1,310	633,019	100,003	3,082	528,624	1,310	236,968	28,395	1,459	207,114	1,169

a/ Prior to 30 June 1948, Warrant Officers were included in the Officer Strength.
b/ Includes Aviation Students.

Source: Personnel Statistics Division, Directorate of Statistical Services, Comptroller of the Air Force.

TABLE 135 — PEAK STRENGTH OF MILITARY PERSONNEL BY FISCAL AND CALENDAR YEARS, WORLDWIDE — JUL 1939 THROUGH JUN 1958

(Peak strengths for the respective types of military personnel are underscored and other types are shown for the corresponding periods. The lowest point reached in Worldwide USAF military strength since World War II was in May 1947 with a total of 303,614 personnel - 43,076 Officers and 260,538 Enlisted. Table excludes USAF Academy Cadets.)

DATE	TOTAL	OFFICER a/	ENLISTED b/	CALENDAR YEAR	TOTAL	OFFICER a/	ENLISTED b/
PEAK STRENGTH BY FISCAL YEAR				PEAK STRENGTH BY CALENDAR YEAR			
1940				1939 (Last Half)			
June (1940)	51,165	3,361	47,804	November	39,058	3,030	36,028
				December	43,118	3,006	40,112
1941				1940			
May (1941)	152,641	9,078	143,563	December	99,993	5,203	94,790
June (1941)	152,125	10,611	141,514				
1942				1941			
June (1942)	764,415	55,956	708,459	December	354,161	24,521	329,640
1943				1942			
June (1943)	2,197,114	205,874	1,991,240	December	1,597,049	127,267	1,469,782
1944				1943			
November (1943)	2,383,370	265,630	2,117,740	November	2,383,370	265,630	2,117,740
March (1944)	2,411,294	306,889	2,104,405	December	2,373,882	274,347	2,099,535
June (1944)	2,372,292	333,401	2,038,891				
1945				1944			
July (1944)	2,403,806	342,914	2,060,892	January	2,400,151	287,294	2,112,857
May (1945)	2,310,436	388,295	1,922,141	March	2,411,294	306,889	2,104,405
				December	2,359,456	375,973	1,983,483
1946				1945			
July (1945)	2,262,092	371,269	1,890,823	January	2,345,068	377,426	1,967,642
				May	2,310,436	388,295	1,922,141
1947				1946			
July (1946)	450,626	72,983	377,643	January	733,786	141,643	592,143
1948				1947			
June (1948)	387,730	48,957	338,773	January	327,404	48,021	279,383
				December	339,246	47,021	292,225
1949				1948			
June (1949)	419,347	57,851	361,496	December	412,312	53,948	358,364
1950				1949			
July (1949)	422,515	59,120	363,395	July	422,515	59,120	363,395
December (1949)	413,286	60,770	352,516	December	413,286	60,770	352,516
1951				1950			
June (1951)	788,381	107,099	681,282	December	559,329	69,901	489,428
1952				1951			
June (1952)	973,474	128,401	845,073	December	897,366	121,635	775,731
1953				1952			
October (1952)	969,566	132,621	836,945	June	973,474	128,401	845,073
April (1953)	980,205	129,685	850,520	August	975,603	131,868	843,735
				October	969,566	132,621	836,945
1954				1953			
July (1953)	977,338	129,448	847,890	April	980,205	129,685	850,520
June (1954)	947,918	129,752	818,166	June	977,593	130,769	846,824
1955				1954			
November (1954)	966,411	132,196	834,215	November	966,411	132,196	834,215
June (1955)	959,946	137,149	822,797	December	947,247	132,444	814,803
1956				1955			
July (1955)	955,822	137,713	818,109	June	959,946	137,149	822,797
August (1955)	959,501	141,400	818,101	May	959,908	135,615	824,293
January (1956)	938,396	143,958	794,438	December	936,456	143,641	792,815
1957				1956			
January (1957)	917,876	142,005	775,871	January	938,396	143,958	794,438
June (1957)	919,331	140,563	778,768				
1958				1957			
July (1957)	919,950	140,531	779,419	January	917,876	142,005	775,871
August (1957)	921,454	140,098	781,356	August	921,454	140,098	781,356

a/ Includes Flight and Warrant Officers.
b/ Includes Aviation Cadets and Aviation Students.

Source: Personnel Statistics Division, Directorate of Statistical Services, Comptroller of the Air Force.

TABLE 136 — OPERATING LOCATION STRENGTH BY STATE — CONTINENTAL US — FY 1958

(Table below excludes USAF Academy Cadets. For inclusion of USAF Academy Cadets, see table "Command Strength by Grade in Which Serving W/W - FY 1958)

STATE	JULY (1957)	AUGUST	SEP-TEMBER	OCTOBER	NO-VEMBER	DE-CEMBER	JANUARY (1958)	FEB-RUARY	MARCH	APRIL	MAY	JUNE
TOTAL	648,980	651,923	648,055	633,006	623,756	615,716	621,211	624,808	624,681	627,168	624,654	628,924
Ala	8,986	9,369	9,550	9,473	9,500	9,423	9,614	9,788	9,915	9,966	9,980	9,790
Ariz	16,550	16,428	16,292	16,059	15,714	15,595	15,628	15,640	15,606	15,561	15,579	15,520
Ark	8,949	9,058	10,190	8,712	8,479	8,300	7,922	7,673	7,343	7,356	7,331	7,219
Calif	60,483	62,113	62,474	61,030	60,148	60,088	62,311	62,385	64,136	64,801	63,929	64,405
Colo	14,550	14,256	13,810	13,404	13,069	12,679	12,538	12,423	12,316	12,282	12,383	12,314
Conn	408	386	317	402	376	322	405	375	302	321	420	345
Del	8,198	8,429	8,442	8,358	8,268	8,066	6,751	7,853	7,773	7,853	7,872	7,759
Dist of Columbia	10,591	9,975	9,169	9,161	9,157	9,113	9,337	9,135	9,102	9,165	9,145	9,137
Fla	42,735	43,175	43,378	43,238	43,036	43,210	44,325	44,009	43,891	44,429	44,340	43,929
Ga	18,884	18,573	18,252	17,518	17,519	17,596	18,442	18,310	18,460	18,646	18,668	18,686
Ida	3,913	3,960	3,905	3,784	3,789	3,806	3,987	3,967	3,967	4,042	4,041	4,056
Ill	21,693	20,070	18,851	17,926	17,781	17,154	16,974	17,400	17,368	17,099	16,915	16,923
Ind	4,015	2,815	2,785	2,806	2,889	2,957	3,095	3,217	3,274	3,346	3,384	3,503
Ia	1,672	1,665	1,646	1,623	1,619	1,661	1,762	1,781	1,795	1,791	1,798	1,814
Kans	16,236	16,370	16,285	15,932	15,853	15,886	16,240	16,397	16,299	16,375	16,404	16,568
Ky	817	817	750	739	695	742	757	765	763	758	744	762
La	20,681	20,375	19,667	19,245	20,648	18,344	18,632	18,940	19,074	19,155	19,206	19,310
Me	11,403	11,543	11,415	11,253	10,684	10,698	10,941	11,088	11,232	11,367	11,385	11,446
Md	9,773	9,818	10,109	10,096	10,149	10,171	10,278	9,191	9,524	9,665	9,699	9,877
Mass	18,829	18,696	18,660	18,431	18,324	18,453	18,903	19,071	19,258	19,487	19,509	19,713
Mich	8,689	8,648	8,552	8,437	8,417	8,442	8,871	8,944	9,093	9,405	9,367	9,591
Minn	4,236	4,278	4,305	4,212	4,158	3,976	3,662	3,593	3,542	3,480	3,477	3,474
Miss	15,689	16,780	15,738	15,679	15,429	15,230	14,938	14,731	15,346	15,638	15,617	16,314
Mo	7,849	7,868	7,861	7,861	7,859	7,924	8,103	8,094	8,126	8,410	8,121	8,295
Mont	4,813	4,726	5,035	4,912	4,902	4,974	5,103	5,184	5,237	5,228	5,271	5,267
Nebr	11,851	11,952	12,068	11,989	11,850	11,935	12,026	12,119	12,245	12,381	12,544	12,694
Nev	7,245	7,122	6,689	6,320	6,041	5,957	6,032	6,074	6,192	6,455	6,633	6,682
N H	4,488	4,516	4,324	4,311	4,393	4,613	4,981	5,042	5,098	5,160	5,157	5,276
N J	7,896	7,900	7,950	8,390	8,851	8,510	8,745	8,843	9,425	9,464	9,771	10,209
N Mex	18,368	18,781	18,872	18,749	18,724	18,665	18,915	18,946	18,633	18,869	18,861	19,099
N Y	21,827	22,713	23,117	22,217	21,905	21,641	22,318	22,636	22,094	22,006	21,639	21,621
N C	6,378	6,488	6,613	6,594	6,644	6,717	6,824	6,928	6,844	6,791	6,721	6,776
N Dak	747	982	945	677	662	671	694	717	741	776	804	868
Ohio	15,800	16,122	16,110	16,084	14,394	16,356	16,881	16,939	17,052	17,337	17,414	17,388
Okla	13,830	14,024	12,970	13,101	13,100	14,043	14,006	13,889	13,787	13,590	13,574	13,619
Oreg	2,247	2,066	2,084	2,341	2,387	2,435	2,485	2,438	2,458	2,478	2,505	2,548
Pa	2,971	2,931	2,943	2,882	2,895	2,839	2,562	2,583	2,635	2,605	2,617	2,626
R I	69	59	36	47	46	46	45	46	46	50	49	41
S C	24,031	24,587	23,915	23,214	23,412	23,030	24,286	23,631	23,569	23,335	22,824	23,532
S Dak	5,662	5,819	5,788	5,691	5,691	5,993	6,018	6,096	6,120	6,137	6,137	6,205
Tenn	6,859	6,982	6,925	6,975	6,899	6,148	5,612	5,812	5,694	5,693	5,629	5,597
Tex	114,916	115,876	114,918	110,175	104,779	99,702	96,794	99,075	96,183	95,083	94,338	94,939
Utah	2,105	2,007	2,038	2,050	1,949	1,865	1,772	1,779	1,816	1,794	1,802	1,830
Vt	1,476	1,517	1,510	1,484	1,498	1,527	1,630	1,668	1,690	1,703	1,726	1,780
Va	10,270	10,318	10,743	10,816	10,474	10,338	10,800	11,052	11,015	10,904	10,726	10,858
Wash	18,616	18,554	19,020	18,529	19,286	18,772	19,326	19,658	19,805	19,854	19,840	20,040
W Va	340	329	318	312	321	315	320	318	307	305	301	307
Wis	3,410	3,463	3,755	3,457	3,373	3,402	3,515	3,544	3,536	3,609	3,626	3,772
Wyo	6,673	6,429	6,108	5,435	4,882	4,583	4,296	4,170	4,094	4,209	3,964	3,717
Unknown	263	195	858	875	838	803	809	851	860	954	867	883

Source: Personnel Statistics Division, Directorate of Statistical Services, Comptroller of the Air Force

[redacted]

TABLE 137 – OPERATING LOCATION STRENGTH BY COUNTRY – OVERSEAS – FY 1958

COUNTRY	JULY (1957)	AUGUST	SEP-TEMBER	OCTOBER	NO-VEMBER	DE-CEMBER	JANUARY (1958)	FEB-RUARY	MARCH	APRIL	MAY	JUNE
TOTAL	270,970	269,531	267,887	268,365	266,366	262,186	255,054	252,280	250,312	244,967	245,364	241,063
Afghanistan	4	6	5	5	5	5	5	5	5	5	5	5
Alaska	21,783	21,784	21,314	21,173	20,767	20,073	18,465	17,795	17,683	17,550	17,346	17,223
Algeria	-	-	-	-	-	-	-	1	-	-	-	-
Argentina	18	20	21	21	21	21	21	21	21	21	21	24
Ascension	1	23	35	26	21	15	3	19	1	5	1	1
Australia	18	18	17	17	17	18	18	23	25	25	22	18
Austria	11	11	10	10	10	10	10	10	10	9	10	10
Azores	1,720	1,719	1,756	1,814	1,896	1,968	1,816	1,988	2,056	2,085	2,139	2,134
Bahamas	6	7	6	3	4	3	4	3	3	3	4	3
Belgium	75	66	79	77	88	81	75	77	77	76	71	73
Bermuda	2,475	2,450	2,397	2,436	2,499	2,498	2,375	2,533	2,568	2,546	2,643	2,644
Bolivia	10	10	10	9	9	9	9	14	13	9	9	9
Brazil	89	84	93	78	61	51	55	73	102	95	91	85
Burma	7	7	7	8	8	8	8	8	8	8	7	6
Cambodia	-	13	12	2	2	2	1	1	1	-	-	-
Canada	12,946	12,520	12,609	12,503	12,490	12,481	11,915	11,804	11,927	11,815	11,815	11,824
Canal Zone	1,252	1,242	1,244	1,263	1,244	1,222	1,240	1,269	1,249	1,300	1,263	1,261
Chile	18	22	20	19	18	16	15	16	16	19	19	19
China	1	1	6	8	8	8	8	8	8	8	8	8
Columbia	18	19	19	19	18	18	18	19	18	18	18	18
Costa Rica	3	3	3	2	2	3	3	2	2	3	3	3
Crete	296	321	352	374	437	412	418	486	549	573	591	606
Cuba	19	20	18	18	18	18	17	17	16	16	16	16
Czechoslovakia	2	2	2	2	2	2	2	2	2	2	2	2
Denmark	32	24	25	28	27	27	27	22	44	22	19	38
Dom. Rep	8	8	7	8	8	8	6	8	8	8	10	9
Ecuador	35	30	31	15	15	15	15	19	18	16	16	16
Egypt	10	9	8	9	9	9	9	9	9	9	10	10
Eire	-	-	-	-	-	-	6	6	7	7	7	4
El Salvador	9	12	12	11	9	9	9	11	9	9	9	9
England	35,948	35,308	34,931	35,422	34,094	33,557	32,542	32,935	32,033	31,360	30,120	30,781
Eritrea	2	2	3	3	3	3	2	2	3	3	3	1
Finland	8	8	8	8	8	8	7	8	8	8	8	11
France	25,155	25,759	26,001	26,113	25,410	25,194	24,136	23,367	22,882	22,837	22,944	22,556
French I C	14	-	-	-	-	-	-	-	-	-	-	-
Germany	40,781	39,698	39,349	38,942	38,964	38,052	37,514	37,032	36,909	36,310	35,895	36,483
Greece	841	847	877	883	886	890	885	827	786	821	763	742
Greenland	5,440	5,342	5,246	5,251	5,061	4,949	4,756	4,730	4,918	4,736	4,956	4,853
Guam	5,007	4,885	4,800	4,786	4,770	4,746	6,075	5,964	5,862	4,362	4,415	4,394
Guatemala	14	16	15	14	14	14	14	14	14	14	14	14
Haiti	8	8	8	7	7	7	8	8	8	8	8	8
Honduras	8	12	9	8	8	8	8	9	9	8	8	8
Hong Kong	7	4	-	-	-	-	-	-	-	-	-	-
Hungary	2	2	3	3	3	3	3	3	2	2	2	2
Iceland	3,395	3,434	3,355	3,406	3,378	3,387	3,341	3,155	3,262	3,184	3,106	3,022
India	9	11	10	10	10	9	10	8	8	8	8	7
Indonesia	3	3	3	3	3	3	3	3	3	3	2	2
Iran	60	59	61	62	61	58	57	61	64	58	54	54
Iraq	11	10	10	11	11	12	12	13	14	15	15	15
Israel	10	5	6	5	5	5	5	5	10	10	10	11
Italy	2,134	2,317	1,667	1,824	1,717	1,607	1,488	1,333	1,307	1,264	1,276	1,319
Japan	48,800	48,085	47,454	46,718	45,798	44,568	43,029	41,463	40,139	38,519	37,686	35,382
Johnston Isl.	154	127	130	117	131	137	118	106	110	116	178	191
Korea	8,557	8,510	8,732	8,867	8,900	8,383	7,496	7,507	7,191	7,090	7,291	7,046
Laos	-	102	100	-	-	-	-	-	-	-	-	-
Lebanon	2	2	2	1	1	1	1	1	1	2	1	3
Leeward Isl	-	1	1	1	1	1	1	1	1	1	1	1
Libya	5,311	5,166	5,311	5,375	5,490	5,535	5,370	5,361	5,402	5,402	5,344	5,228
Malaya	7	8	7	7	7	6	5	3	5	5	5	5
Malta	1	1	-	-	-	-	-	-	-	-	-	-

[redacted]

TABLE 137 — OPERATING LOCATION STRENGTH BY COUNTRY — OVERSEAS — FY 1958 (CONTINUED)

COUNTRY	JULY (1957)	AUGUST	SEP-TEMBER	OCTOBER	NO-VEMBER	DE-CEMBER	JANUARY (1958)	FEB-RUARY	MARCH	APRIL	MAY	JUNE
Marshall Isl	550	544	564	581	557	596	597	654	1,125	1,152	1,175	1,399
Mexico . . .	5	5	6	5	5	5	5	5	5	5	5	5
Midway Isl .	8	8	7	7	9	9	14	13	11	12	15	2
Morocco . . .	9,066	8,671	8,762	8,869	8,815	8,792	8,686	8,386	8,287	8,266	8,168	8,345
Netherlands .	478	488	462	454	436	446	444	443	429	414	404	409
New Zealand .	-	-	-	252	249	62	62	-	-	-	-	-
Nicaragua . .	9	9	8	8	8	8	8	10	8	8	8	8
Norway . . .	203	209	194	186	251	270	274	256	265	267	274	230
Pakistan . .	32	29	28	27	25	27	30	31	32	35	33	30
Palestine . .	-	5	5	17	6	5	5	6	-	-	-	-
Panama . . .	28	27	35	28	28	29	5	4	26	3	3	3
Paraguay . .	11	12	12	11	11	10	10	10	10	9	9	9
Peru	26	27	27	39	40	38	36	30	46	43	50	45
Philippines .	5,010	5,705	5,125	5,123	5,130	5,073	5,055	5,382	5,646	5,322	5,414	5,173
Poland . . .	3	3	3	3	3	3	3	3	3	3	3	2
Portugal . .	36	31	29	29	28	26	26	38	39	39	37	37
Puerto Rico .	4,564	4,537	4,483	4,405	4,376	4,310	4,217	4,294	4,467	4,609	4,636	4,573
Rumania . . .	1	1	1	1	1	1	1	1	1	2	2	2
Russia . . .	12	12	12	12	12	12	12	12	12	13	12	12
Ryukyu Isl .	9,636	9,712	10,194	10,346	10,531	10,389	10,037	10,215	9,707	9,508	9,627	9,666
Saudi Arabia	1,267	1,278	1,233	1,245	1,357	1,560	1,474	1,625	1,654	1,708	1,674	1,544
Scotland . .	1,372	1,350	1,314	1,325	1,360	1,344	1,328	1,361	1,340	1,348	1,370	1,360
Spain	2,702	3,040	3,521	3,827	4,153	4,500	4,579	4,915	5,040	5,319	5,692	6,082
Svalbard Isl.	54	-	-	-	-	-	-	-	-	-	-	-
Sweden . . .	12	11	13	14	13	13	13	13	13	13	13	13
Switzerland .	4	4	4	4	4	4	4	4	4	4	4	4
Syria	9	6	6	6	6	6	6	6	6	6	6	6
Taiwan . . .	1,283	800	1,243	1,295	1,415	1,455	1,505	1,911	1,990	1,932	1,862	2,062
Territory of Hawaii . .	7,870	8,056	8,098	8,138	8,156	8,003	8,009	7,830	8,044	7,837	7,638	7,041
Thailand . .	84	80	80	80	76	74	72	74	73	91	81	68
Trinidad . .	-	-	-	-	-	-	-	-	-	-	1	1
Turkey . . .	3,120	3,166	3,289	3,344	3,427	3,499	3,488	3,506	3,613	3,539	3,677	3,754
Union of So Africa . .	6	6	6	6	5	6	6	6	6	6	6	6
Uruguay . . .	15	16	16	17	16	14	14	17	17	15	16	16
Venezuela . .	29	31	30	30	28	28	28	28	28	29	29	28
Viet Nam . .	89	-	-	125	133	136	142	140	144	143	146	150
Virgin Isl .	1	1	-	-	-	-	-	-	-	-	-	-
Volcanic Isl	448	434	466	498	512	546	525	502	482	501	497	500
Wake Isl . .	-	8	10	11	16	14	11	10	7	3	4	1
Wales	46	32	9	4	3	1	1	1	1	-	-	-
Windward Isl.	1	1	-	-	-	-	-	-	-	-	-	-
Yugoslavia .	27	26	24	24	25	26	26	26	12	10	10	10
Unknown . . .	298	967	351	164	686	693	837	324	313	345	2,475	250

Note: Labrador and Newfoundland are now included in Canada.
Taiwan previously reported as Formosa.
Viet Nam previously reported as Laos 31 August 1957.

Source: Personnel Statistics Division, Directorate of Statistical Services, Comptroller of the Air Force.

TABLE 138 - SUMMARY - COMMAND STRENGTH BY GRADE IN WHICH SERVING, WORLDWIDE - 30 JUN 1948 THROUGH FY 1958

GRADE IN WHICH SERVING	FISCAL YEAR SUMMARIES					
	30 JUNE 1948	30 JUNE 1949	30 JUNE 1950	30 JUNE 1951	30 JUNE 1952	30 JUNE 1953
W/W - TOTAL (Incl USAFA Cts)	387,730	419,347	411,277	788,381	973,474	977,593
USAFA CADETS - TOTAL	a/	a/	a/	a/	a/	a/
W/W - TOTAL (Excl USAFA Cts)	387,730	419,347	411,277	788,381	973,474	977,593
Officer and Warrant Officer - Total	48,957	57,851	57,006	107,099	128,401	130,769
Officer - Total	47,709	55,773	54,914	104,443	124,239	126,769
General - Total	177	207	227	285	320	382
General	4	4	3	4	5	7
Lieutenant General	10	12	14	17	14	18
Major General	69	84	93	105	120	134
Brigadier General	94	107	117	159	181	223
Colonel	1,532	1,894	1,847	2,936	4,118	4,314
Lieutenant Colonel	3,202	3,760	3,887	6,852	8,437	8,324
Major	6,490	7,054	7,601	13,969	20,666	20,805
Captain	14,613	18,900	17,521	37,042	39,845	36,649
First Lieutenant	19,669	21,050	19,267	28,900	29,213	32,090
Second Lieutenant	2,026	2,908	4,564	14,459	21,640	24,205
Warrant Officer - Total	1,248	2,078	2,092	2,656	4,162	4,000
Chief Warrant Officer, W-4	753	723	705	75	131	139
Chief Warrant Officer, W-3	b/	b/	b/	164	285	397
Chief Warrant Officer, W-2	b/	b/	b/	799	1,025	1,275
Warrant Officer, Junior Grade W-1	495	1,355	1,387	1,618	2,721	2,189
Enlisted - Total	337,435	359,636	352,085	678,806	838,291	837,667
Master Sergeant	22,876	21,118	21,361	37,713	44,986	45,176
Technical Sergeant and Sergeant 1st Class	20,605	25,571	27,701	46,064	53,676	54,279
Staff Sergeant and Sergeant	45,058	55,891	57,535	96,862	126,219	131,342
Airman 1st Class and Corporal	55,337	59,365	63,482	104,437	158,712	171,893
Airman 2nd Class and Private 1st Class	62,225	67,604	76,935	108,586	179,705	205,478
Airman 3rd Class and private 2	93,641	102,590	76,356	221,663	225,388	200,638
Basic Airman and Private 1	37,699	27,497	28,715	63,481	49,605	28,861
Aviation Cadet - Total	1,338	1,860	2,186	2,476	6,782	9,157

	30 JUNE 1954	30 JUNE 1955	30 JUNE 1956	30 JUNE 1957	30 JUNE 1958	30 JUNE 1959
W/W - TOTAL (Incl USAFA Cts)	947,918	959,946	909,958	919,835	871,156	
USAFA CADETS - TOTAL	a/	a/	263	504	1,169	
W/W - TOTAL (Excl USAFA Cts)	947,918	959,946	909,695	919,331	869,987	
Officer and Warrant Officer - Total	129,752	137,149	142,093	140,563	132,939	
Officer - Total	126,067	133,183	138,106	136,022	128,398	
General - Total	374	396	422	414	425	
General	9	9	8	8	11	
Lieutenant General	20	22	21	23	24	
Major General	128	135	142	150	174	
Brigadier General	217	230	251	233	216	
Colonel	4,383	4,530	4,619	4,732	4,774	
Lieutenant Colonel	8,293	8,744	9,205	9,638	9,775	
Major	20,429	21,476	21,872	22,392	22,379	
Captain	34,936	36,229	40,041	41,820	42,790	
First Lieutenant	32,010	36,596	37,949	42,575	37,262	
Second Lieutenant	25,642	25,212	23,998	14,451	10,993	
Warrant Officer - Total	3,685	3,966	3,987	4,541	4,541	
Chief Warrant Officer, W-4	148	136	166	169	186	
Chief Warrant Officer, W-3	438	536	713	779	902	
Chief Warrant Officer, W-2	1,510	1,567	2,183	2,570	2,832	
Warrant Officer, Junior Grade W-1	1,589	1,727	925	1,023	621	
Enlisted - Total	809,094	818,478	764,609	776,566	735,759	
Master Sergeant	47,762	51,597	54,149	55,463	55,716	
Technical Sergeant and Sergeant 1st Class	57,285	62,968	66,340	69,634	71,561	
Staff Sergeant and Sergeant	129,662	122,376	125,541	138,731	149,084	
Airman 1st Class and Corporal	167,191	156,942	147,758	161,371	126,591	
Airman 2nd Class and Private 1st Class	206,500	204,994	202,740	186,779	206,485	
Airman 3rd Class and Private 2	154,585	173,800	126,776	130,932	104,669	
Basic Airman and Private 1	46,109	45,801	41,305	33,656	21,653	
Aviation Cadet - Total	9,072	4,319	2,993	2,202	1,289	

TABLE 138 — SUMMARY — COMMAND STRENGTH BY GRADE IN WHICH SERVING, WORLDWIDE — 30 JUNE 1948 THROUGH FY 1958 (CONTINUED)

GRADE IN WHICH SERVING	FY 1958					
	JULY (1957)	AUGUST	SEPTEMBER	OCTOBER	NOVEMBER	DECEMBER
W/W - TOTAL (Incl USAFA Cts)	920,760	922,249	916,729	902,143	890,880	878,657
USAFA CADETS - TOTAL	810	795	787	772	758	755
W/W - TOTAL (Excl USAFA Cts)	919,950	921,454	915,942	901,371	890,122	877,902
Officer and Warrant Officer - Total	140,531	140,098	138,987	138,426	136,822	135,529
Officer - Total	136,013	135,597	134,491	133,947	132,378	130,916
General - Total	409	426	430	424	424	423
General	10	11	11	11	11	11
Lieutenant General	22	23	23	23	24	24
Major General	146	165	166	161	160	160
Brigadier General	231	227	230	229	229	228
Colonel	4,719	4,660	4,652	4,633	4,618	4,603
Lieutenant Colonel	9,680	9,652	9,627	9,610	9,541	9,493
Major	22,257	22,240	22,211	22,124	22,020	21,914
Captain	41,824	41,667	41,806	41,615	41,368	41,069
First Lieutenant	42,877	42,644	41,736	41,448	40,745	40,097
Second Lieutenant	14,247	14,308	14,029	14,093	13,662	13,317
Warrant Officer - Total	4,518	4,501	4,496	4,479	4,444	4,613
Chief Warrant Officer, W-4	171	174	164	169	164	164
Chief Warrant Officer, W-3	820	817	817	820	817	827
Chief Warrant Officer, W-2	2,663	2,674	2,686	2,678	2,663	2,672
Warrant Officer, Junior Grade W-1	864	836	829	812	800	950
Airman - Total	777,259	779,410	775,255	761,410	751,868	740,981
Master Sergeant	55,352	55,182	55,631	55,451	55,244	55,532
Technical Sergeant	69,545	69,460	70,272	70,208	70,179	70,846
Staff Sergeant	137,783	136,756	142,663	141,543	140,493	145,862
Airman 1st Class	159,973	157,982	158,220	148,347	141,246	136,847
Airman 2nd Class	186,688	186,243	192,836	188,559	185,040	190,411
Airman 3rd Class	132,682	137,459	124,633	128,535	132,579	118,280
Basic Airman	35,236	36,328	31,000	28,767	27,087	23,203
Aviation Cadet - Total	2,160	1,946	1,700	1,535	1,432	1,392

	JANUARY (1958)	FEBRUARY	MARCH	APRIL	MAY	JUNE
W/W - TOTAL (Incl USAFA Cts)	877,016	877,824	875,720	872,860	870,740	871,156
USAFA CADETS - TOTAL	751	736	727	725	722	1,169
W/W - TOTAL (Excl USAFA Cts)	876,265	877,088	874,993	872,135	870,018	869,987
Officer and Warrant Officer - Total	133,672	132,712	132,547	132,230	132,390	132,939
Officer - Total	129,058	128,106	127,953	127,654	127,832	128,398
General - Total	418	416	428	428	428	425
General	11	11	11	11	11	11
Lieutenant General	24	24	24	26	26	24
Major General	157	155	177	175	175	174
Brigadier General	226	226	216	216	216	216
Colonel	4,582	4,556	4,728	4,834	4,795	4,774
Lieutenant Colonel	9,449	9,408	9,307	9,651	9,801	9,775
Major	21,863	21,944	22,176	22,128	22,374	22,379
Captain	40,736	40,777	41,202	41,923	42,349	42,790
First Lieutenant	38,837	38,170	37,252	36,256	35,800	37,262
Second Lieutenant	13,173	12,835	12,860	12,434	12,285	10,993
Warrant Officer - Total	4,614	4,606	4,594	4,576	4,558	4,541
Chief Warrant Officer, W-4	170	160	159	158	181	186
Chief Warrant Officer, W-3	876	852	823	820	895	902
Chief Warrant Officer, W-2	2,673	2,741	2,760	2,755	2,791	2,832
Warrant Officer, Junior Grade W-1	895	853	852	843	691	621
Airman - Total	741,314	743,131	741,218	738,667	736,442	735,759
Master Sergeant	55,226	55,344	55,810	55,686	55,568	55,716
Technical Sergeant	70,691	70,752	71,341	71,237	71,118	71,561
Staff Sergeant	144,937	144,075	148,114	147,744	147,021	149,084
Airman 1st Class	136,293	136,029	135,838	133,064	129,767	126,591
Airman 2nd Class	188,781	186,193	195,564	194,545	194,174	206,485
Airman 3rd Class	122,156	126,279	110,521	113,838	117,763	104,669
Basic Airman	23,230	24,459	24,030	22,553	21,031	21,653
Aviation Cadet - Total	1,279	1,245	1,228	1,238	1,186	1,289

a/ Not applicable until June 1956.
b/ Not applicable prior to June 1951.

Source: Personnel Statistics Division, Directorate of Statistical Services, Comptroller of the Air Force.

[redacted]

TABLE 139 – COMMAND STRENGTH OF OFFICERS BY GRADE IN WHICH SERVING, BY COMMAND – 30 JUNE 1958

COMMAND	TOTAL	COMMISSIONED OFFICERS								WARRANT OFFICERS				
		Total	General	Colonel	Lieutenant Colonel	Major	Captain	First Lieutenant	Second Lieutenant	Total	Warrant Officer 4	Warrant Officer 3	Warrant Officer 2	Warrant Officer 1
WORLDWIDE - TOTAL	132,939	128,398	425	4,774	9,775	22,379	42,790	37,262	10,993	4,541	186	902	2,832	621
PERMANENT PARTY - TOTAL	120,304	115,785	417	4,679	9,403	21,173	40,292	33,591	6,230	4,519	185	897	2,823	614
CONTINENTAL - TOTAL	90,467	87,405	332	3,629	7,021	15,766	30,092	25,643	4,922	3,062	152	633	1,859	418
Air Defense Command	12,196	11,716	33	304	664	1,672	3,435	4,767	841	480	15	76	220	169
AF Finance Division	53	52	-	10	16	11	15	-	-	1	-	1	-	-
Air Materiel Command	3,655	3,535	31	348	491	791	1,179	512	183	120	10	30	73	7
Air Research and Development Command	5,610	5,442	28	288	670	1,134	1,934	1,035	353	168	16	37	99	16
Air Training Command	11,714	11,306	16	255	518	1,296	4,260	4,241	720	408	26	85	268	29
Air University	2,808	2,761	9	285	378	642	1,159	231	57	47	3	13	25	6
Continental Air Command	2,639	2,549	10	135	299	572	995	442	96	90	3	28	55	4
Headquarters Command, USAF	3,818	3,625	17	236	507	903	1,286	442	234	193	7	60	118	8
Headquarters, USAF	3,025	2,960	108	795	955	859	225	12	6	65	12	25	26	2
Military Air Transport Service	9,231	8,761	16	197	474	1,682	3,187	2,711	494	470	20	83	307	60
Strategic Air Command	27,659	26,967	37	541	1,590	5,155	9,706	8,384	1,554	692	30	135	447	80
Tactical Air Command	6,942	6,664	22	186	353	847	2,205	2,704	347	278	8	49	190	31
USAF Academy	498	486	2	30	56	102	236	59	1	12	-	4	7	1
USAF Security Service	619	581	3	19	50	100	270	103	36	38	2	7	24	5
OVERSEAS - TOTAL	29,837	28,380	85	1,050	2,382	5,407	10,200	7,948	1,308	1,457	33	264	964	196
Air Defense Atlantic	549	533	-	14	38	91	171	203	16	16	-	4	11	1
Air Materiel Command	1,258	1,170	5	68	142	323	390	193	49	88	-	24	61	3
Air Research and Development Command	40	40	-	2	4	9	13	11	1	-	-	1	-	-
Alaskan Air Command	1,403	1,342	4	43	100	231	483	420	61	61	3	12	40	6
Caribbean Air Command	244	226	3	24	32	77	76	11	3	18	-	4	14	-
Headquarters Command, USAF	1,984	1,900	26	240	440	576	465	127	26	84	8	30	38	8
Military Air Transport Service	4,060	3,705	4	42	183	679	1,375	1,244	178	355	4	52	247	52
Pacific Air Force	6,652	6,398	23	234	575	1,111	2,052	2,006	397	254	7	42	157	48
Strategic Air Command	3,213	3,038	6	91	243	683	1,401	556	58	175	5	26	132	12
US Air Force, Europe	9,790	9,419	13	282	589	1,512	3,473	3,046	504	371	6	63	242	60
USAF Security Service	644	609	1	10	36	115	301	131	15	35	-	7	22	6
PIPELINE - TOTAL	12,635	12,613	8	95	372	1,206	2,498	3,671	4,763	22	1	5	9	7
Students	12,356	12,348	-	75	340	1,152	2,419	3,624	4,738	8	-	-	3	5
Patients	279	265	8	20	32	54	79	47	25	14	1	5	6	2

Source: Personnel Statistics Division, Directorate of Statistical Services, Comptroller of the Air Force.

[redacted]

TABLE 140 — SUMMARY — COMMAND STRENGTH OF GENERAL OFFICERS BY GRADE IN WHICH SERVING — FY 1952 THROUGH FY 1958

END OF MONTH	TOTAL			GENERAL			LIEUTENANT GENERAL			MAJOR GENERAL			BRIGADIER GENERAL		
	Total	Contl U S	O/S	Total	Contl U S	O/S	Total	Contl U S	O/S	Total	Contl U S	O/S	Total	Contl U S	O/S
	END OF FISCAL YEAR SUMMARIES														
June 1952	320	255	65	5	5	-	14	10	4	120	103	17	181	137	44
June 1953	382	306	76	7	5	2	18	14	4	134	113	21	223	174	49
June 1954	374	287	87	9	6	3	20	14	6	128	100	28	217	167	50
June 1955	396	302	95	9	6	3	22	17	5	135	108	27	230	170	60
June 1956	422	325	97	8	6	2	21	15	6	142	118	24	251	186	65
June 1957	414	318	95	8	6	2	23	18	5	150	119	31	233	176	57
June 1958	425	341	84	11	7	4	24	19	5	174	140	34	216	175	41
June 1959															
June 1960															
	FISCAL YEAR 1958														
July (1957)	409	321	88	10	7	3	22	17	5	146	116	30	231	181	50
August	426	337	89	11	8	3	23	18	5	165	131	34	227	180	47
September	430	343	87	11	8	3	23	18	5	166	132	34	230	185	45
October	424	334	90	11	8	3	23	18	5	161	126	35	229	182	47
November	424	335	89	11	8	3	24	19	5	160	126	34	229	182	47
December	423	334	89	11	8	3	24	19	5	160	126	34	228	181	47
January (1958)	418	329	89	11	8	3	24	19	5	157	124	33	226	178	48
February	416	329	87	11	8	3	24	19	5	155	123	32	226	179	47
March	428	340	88	11	8	3	24	19	5	177	144	33	216	169	47
April	428	339	89	11	7	4	26	21	5	175	140	35	216	171	45
May	428	340	88	11	7	4	26	21	5	175	141	34	216	171	45
June	425	341	84	11	7	4	24	19	5	174	140	34	216	175	41

Source: Personnel Statistics Division, Directorate of Statistical Services, Comptroller of The Air Force

[redacted]

TABLE 141 – COMMAND STRENGTH OF AIRMEN BY GRADE IN WHICH SERVING, BY COMMAND – 30 JUNE 1958

COMMAND	TOTAL	AIRMEN							AVIATION CADETS AND USAFA CADETS
		Master Sergeant	Technical Sergeant	Staff Sergeant	Airman 1/C	Airman 2/C	Airman 3/C	Airman Basic	
WORLDWIDE - TOTAL (Includes USAFA Cadets)	738,217	55,716	71,561	149,084	126,591	206,485	104,669	21,653	2,458
USAFA CADETS - TOTAL	1,169	-	-	-	-	-	-	-	1,169
WORLDWIDE - TOTAL (Excludes USAFA Cadets)	737,048	55,716	71,561	149,084	126,591	206,485	104,669	21,653	1,289
PERMANENT PARTY - TOTAL	701,651	55,214	70,417	147,042	125,468	204,268	90,462	8,780	-
CONTINENTAL - TOTAL	494,583	41,096	51,397	105,044	90,038	137,202	63,736	6,070	-
Air Defense Command	95,510	5,278	7,863	18,231	16,794	31,490	14,404	1,450	-
Air Finance Division	-	-	-	-	-	-	-	-	-
Air Materiel Command	10,316	964	1,156	2,554	2,036	2,402	1,106	98	-
Air Research and Dev Command	19,046	1,921	2,173	4,280	3,568	4,779	2,124	201	-
Air Training Command	69,458	7,734	9,785	15,746	12,368	15,301	7,793	731	-
Air University	4,641	754	738	1,194	680	712	527	36	-
Continental Air Command	13,727	1,659	1,785	3,465	2,483	2,629	1,519	187	-
Headquarters Command, USAF	12,557	1,379	1,570	2,996	2,690	2,586	1,222	114	-
Headquarters, USAF	-	-	-	-	-	-	-	-	-
Military Air Transport Service	59,552	4,846	6,556	13,131	9,673	16,228	8,399	719	-
Strategic Air Command	158,983	12,960	14,789	32,598	29,838	45,800	21,042	1,956	-
Tactical Air Command	45,487	3,231	4,458	9,787	8,602	13,624	5,220	565	-
USAF Academy	1,230	93	129	297	333	270	108	-	-
USAF Security Service	4,076	277	395	765	973	1,381	272	13	-
OVERSEAS - TOTAL	207,068	14,118	19,020	41,998	35,430	67,066	26,726	2,710	-
Air Defense Atlantic	3,216	176	284	584	456	1,113	581	22	-
Air Materiel Command	10,935	977	1,251	2,537	2,097	2,988	935	150	-
Air Research and Dev Command	230	21	20	43	54	67	25	-	-
Alaskan Air Command	12,080	701	1,067	2,369	2,262	3,671	1,840	170	-
Caribbean Air Command	1,040	188	193	256	136	183	77	7	-
Headquarters Command, USAF	3,405	654	593	1,055	467	572	59	5	-
Military Air Transport Sv.	32,348	2,491	3,452	5,933	3,994	11,117	4,979	382	-
Pacific Air Force	39,441	2,395	3,376	7,745	6,660	12,640	5,925	700	-
Strategic Air Command	28,936	2,099	2,529	6,616	5,471	9,222	2,746	253	-
US Air Force, Europe	62,748	3,987	5,517	12,884	11,913	19,661	7,860	926	-
USAF Security Service	12,689	429	738	1,976	1,920	5,832	1,699	95	-
PIPELINE - TOTAL	35,397	502	1,144	2,042	1,123	2,217	14,207	12,873	1,289
Aviation Students	21	-	2	19	-	-	-	-	-
Other Students	33,758	339	988	1,680	810	1,846	14,002	12,804	1,289
Patients	1,618	163	154	343	313	371	205	69	-

Source: Personnel Statistics Division, Directorate of Statistical Services, Comptroller of the Air Force.

[redacted]

[redacted]

TABLE 142 - SUMMARY — COMMAND STRENGTH BY TYPE, BY PERSONNEL IDENTITY — FY 1948 — FY 1958

(Military Personnel strength of each command reflects permanent party only)

END OF FISCAL YEAR	TOTAL a/	OFFICER			WARRANT OFFICER		AVIATION CADET AND AVIATION STUDENT	ENLISTED	
		Male	WAF	AFNC and MSC	Male	Female		Male	Female
FISCAL YEAR SUMMARIES									
WORLDWIDE									
30 June 1948	387,730	46,986	158	565	1,238	10	1,338	336,002	1,433
30 June 1949	419,347	54,808	262	703	2,070	8	1,860	357,289	2,347
30 June 1950	411,277	53,389	303	1,222	2,085	7	2,186	348,303	3,782
30 June 1951	788,381	101,715	480	2,248	2,649	7	2,476	671,292	7,514
30 June 1952	973,474	120,418	942	2,879	4,156	6	6,782	827,348	10,943
30 June 1953	977,593	122,636	1,023	3,110	3,994	6	9,157	825,888	11,779
30 June 1954	947,918	122,514	789	2,764	3,680	5	9,072	799,366	9,728
30 June 1955	959,946	130,108	704	2,371	3,961	5	4,384	810,131	8,282
30 June 1956	909,695	134,776	634	2,696	3,983	4	3,061	756,688	7,853
30 June 1957	919,331	132,327	630	3,065	4,536	5	2,261	769,049	7,458
30 June 1958	869,987	124,795	672	2,931	4,536	5	1,310	728,526	7,212
CONTINENTAL US b/									
30 June 1948	268,896	34,089	115	471	882	9	1,338	230,837	1,155
30 June 1949	293,870	40,140	198	570	1,618	7	1,860	247,302	2,175
30 June 1950	317,816	42,457	233	914	1,659	6	2,186	266,777	3,584
30 June 1951	628,954	82,579	392	1,776	1,927	4	2,476	532,581	7,219
30 June 1952	723,163	91,653	815	2,237	3,155	4	6,782	607,984	10,533
30 June 1953	681,978	91,289	792	2,302	2,818	3	9,157	565,048	10,569
30 June 1954	673,321	91,224	520	1,978	2,501	2	9,072	559,432	8,592
30 June 1955 b/	697,801	98,995	423	1,603	2,882	5	4,384	582,019	7,490
30 June 1956 b/	652,180	104,434	389	1,849	2,882	4	3,061	532,584	6,979
30 June 1957 b/	656,747	102,827	431	2,199	3,111	4	2,261	539,248	6,666
30 June 1958 b/	633,082	97,443	520	2,055	3,081	3	1,310	521,978	6,692
OVERSEAS									
30 June 1948	118,834	12,897	43	94	356	1	-	105,165	278
30 June 1949	125,477	14,668	64	133	452	1	-	109,987	172
30 June 1950	93,461	10,932	70	308	426	1	-	81,526	198
30 June 1951	159,427	19,136	88	472	722	3	-	138,711	295
30 June 1952	250,311	28,765	127	642	1,001	2	-	219,364	410
30 June 1953	295,615	31,347	231	808	1,176	3	-	260,840	1,210
30 June 1954	274,597	31,290	269	786	1,179	3	-	239,934	1,136
30 June 1955	262,145	31,113	281	768	1,079	-	-	228,112	792
30 June 1956	257,515	30,342	245	847	1,103	-	-	224,104	874
30 June 1957	262,584	29,500	199	866	1,425	1	-	229,801	792
30 June 1958	236,905	27,352	152	876	1,455	2	-	206,548	520

[redacted]

TABLE 142 -SUMMARY—COMMAND STRENGTH BY TYPE, BY PERSONNEL IDENTITY—FY 1948 THROUGH FY 1958
(CONTINUED)

END OF MONTH	TOTAL a/	OFFICER			WARRANT OFFICER		AVIATION CADET AND AVIATION STUDENT	AIRMAN	
		Male	WAF	AFNC and MSC	Male	Female		Male	Female
	FY 1958								
	WORLDWIDE								
FY 1958									
July (1957)	919,950	132,357	634	3,022	4,513	5	2,217	769,449	7,753
August	921,454	131,913	636	3,048	4,496	5	1,999	771,516	7,841
September	915,942	130,813	632	3,046	4,491	5	1,750	767,518	7,687
October	901,371	130,235	658	3,054	4,474	5	1,573	753,855	7,517
November	890,122	128,670	665	3,043	4,439	5	1,467	744,393	7,440
December	877,902	127,275	655	2,986	4,608	5	1,422	733,665	7,286
January (1958)	876,265	125,483	636	2,939	4,609	5	1,300	734,026	7,267
February	877,088	124,493	688	2,925	4,601	5	1,264	735,881	7,231
March	874,993	124,326	682	2,945	4,589	5	1,249	734,002	7,195
April	872,135	124,030	694	2,930	4,571	5	1,256	731,485	7,164
May	870,018	124,247	692	2,893	4,553	5	1,206	729,274	7,148
June	869,587	124,795	672	2,931	4,536	5	1,310	728,526	7,212
	CONTINENTAL US b/								
FY 1958									
July (1957)	658,448	103,168	438	2,187	3,089	4	2,217	540,403	6,942
August	661,863	103,012	447	2,157	3,074	4	1,999	544,115	7,055
September	656,303	102,254	457	2,160	3,049	4	1,750	539,695	6,934
October	641,907	101,524	486	2,156	2,993	3	1,573	526,379	6,793
November	632,552	99,983	494	2,142	2,943	3	1,467	518,774	6,746
December	624,362	98,906	490	2,091	3,074	2	1,422	511,745	6,632
January (1958)	632,244	97,957	471	2,070	3,111	2	1,300	520,686	6,647
February	633,039	97,183	535	2,056	3,099	3	1,264	522,280	6,619
March	635,005	97,100	515	2,087	3,093	3	1,249	524,365	6,593
April	634,539	96,711	534	2,075	3,083	3	1,256	524,288	6,589
May	628,511	96,504	541	2,014	3,054	3	1,206	518,589	6,600
June	633,082	97,443	520	2,055	3,081	3	1,310	521,978	6,692
	OVERSEAS								
FY 1958									
July (1957)	261,502	29,189	196	835	1,424	1	-	229,046	811
August	259,591	28,901	189	891	1,422	1	-	227,401	786
September	259,639	28,559	175	886	1,442	1	-	227,823	753
October	259,464	28,711	172	898	1,481	2	-	227,476	724
November	257,570	28,687	171	901	1,496	2	-	225,619	694
December	253,540	28,369	165	895	1,534	3	-	221,920	654
January (1958)	244,021	27,526	165	869	1,498	3	-	213,340	620
February	244,049	27,310	153	869	1,502	2	-	213,601	612
March	239,988	27,226	167	858	1,496	2	-	209,637	602
April	237,596	27,319	160	855	1,488	2	-	207,197	575
May	241,507	27,743	151	879	1,499	2	-	210,685	548
June	236,905	27,352	152	876	1,455	2	-	206,548	520

(CONTINUED)

[redacted]

TABLE 142 - SUMMARY -- COMMAND STRENGTH BY TYPE, BY PERSONNEL IDENTITY - FY 1948 THROUGH FY 1958 (CONTINUED)

END OF MONTH	TOTAL	OFFICER			WARRANT OFFICER		AVIATION CADET AND AVIATION STUDENT	AIRMAN	
		Male	WAF	AFNC and MSC	Male	Female		Male	Female
	CONTINENTAL US								
	AIR DEFENSE COMMAND								
FY 1958									
July (1957)	99,315	11,544	70	63	451	-	-	85,909	1,278
August	100,435	11,465	70	62	450	-	-	87,170	1,218
September	100,581	11,213	73	67	448	-	-	87,565	1,215
October	100,024	11,166	74	70	444	-	-	87,018	1,252
November	100,464	11,139	80	70	443	-	-	87,460	1,272
December	100,636	10,996	79	67	467	-	-	87,739	1,288
January (1958)	101,999	10,893	79	66	477	-	-	89,209	1,275
February	103,165	10,924	79	73	474	-	-	90,369	1,246
March	104,139	10,969	76	79	465	-	-	91,293	1,269
April	105,424	11,073	81	80	464	-	-	92,457	1,269
May	106,142	11,238	85	75	469	-	-	93,004	1,271
June	107,706	11,547	89	80	480	-	-	94,228	1,282
	AIR FORCE FINANCE DIVISION								
FY 1958									
July (1957)	54	50	1	-	1	-	-	2	-
August	54	52	1	-	1	-	-	-	-
September	56	54	1	-	1	-	-	-	-
October	55	53	1	-	1	-	-	-	-
November	55	53	1	-	1	-	-	-	-
December	55	53	1	-	1	-	-	-	-
January (1958)	55	53	1	-	1	-	-	-	-
February	56	54	1	-	1	-	-	-	-
March	57	55	1	-	1	-	-	-	-
April	53	52	-	-	1	-	-	-	-
May	55	54	-	-	1	-	-	-	-
June	53	52	-	-	1	-	-	-	-
	AIR FORCE TRANSIENTS AND PATIENTS c/								
FY 1958									
July (1957)	15,087	1,940	28	83	60	-	-	12,945	31
August	16,282	1,990	18	51	74	-	-	14,108	41
September	16,506	1,819	23	50	65	1	-	14,501	47
October	14,502	1,505	19	37	47	1	-	12,847	46
November	14,113	1,407	15	41	40	1	-	12,572	37
December	11,855	1,176	21	25	40	-	-	10,542	51
January (1958)	14,474	1,459	15	38	61	-	-	12,855	46
February	10,465	974	16	25	31	-	-	9,384	35
March	12,454	1,117	22	21	36	-	-	11,230	28
April	9,838	813	19	17	31	-	-	8,929	29
May	2,060	294	8	7	15	-	-	1,719	17
June	1,897	248	6	11	14	-	-	1,599	19
	AIR MATERIEL COMMAND								
FY 1958									
July (1957)	13,374	3,214	8	110	121	-	-	9,921	-
August	13,157	3,176	13	110	118	-	-	9,740	-
September	13,314	3,200	13	112	114	-	-	9,875	-
October	13,256	3,251	13	115	115	-	-	9,762	-
November	13,211	3,241	11	116	114	-	-	9,729	-
December	13,324	3,251	9	115	116	-	-	9,833	-
January (1958)	13,716	3,248	15	110	117	-	-	10,179	47
February	13,854	3,276	16	111	117	-	-	10,288	46
March	13,905	3,301	16	122	115	-	-	10,304	47
April	14,064	3,329	17	117	116	-	-	10,433	52
May	13,936	3,331	17	109	114	-	-	10,312	53
June	13,971	3,405	17	113	120	-	-	10,267	49

(CONTINENTAL US - CONTINUED)

[redacted]

TABLE 142 – SUMMARY – COMMAND STRENGTH BY TYPE, BY PERSONNEL IDENTITY – FY 1948 THROUGH FY 1958 (CONTINUED)

END OF MONTH	TOTAL	OFFICER			WARRANT OFFICER		AVIATION CADET AND AVIATION STUDENT	AIRMAN	
		Male	WAF	AFNC and MSC	Male	Female		Male	Female
	AIR PROVING GROUND COMMAND d/								
FY 1958									
July (1957)	8,154	868	7	47	36	-	-	6,802	394
August	8,181	858	9	44	36	-	-	6,848	386
September	8,183	864	11	45	37	-	-	6,856	370
October	8,091	871	8	51	37	-	-	6,745	379
November	7,926	860	7	50	38	-	-	6,589	382
December	-	-	-	-	-	-	-	-	-
January (1958)	-	-	-	-	-	-	-	-	-
February	-	-	-	-	-	-	-	-	-
March	-	-	-	-	-	-	-	-	-
April	-	-	-	-	-	-	-	-	-
May	-	-	-	-	-	-	-	-	-
June	-	-	-	-	-	-	-	-	-
	AIR RESEARCH AND DEVELOPMENT COMMAND d/								
FY 1958									
July (1957)	16,492	4,827	24	42	130	-	-	11,469	-
August	16,568	4,824	22	45	129	-	-	11,548	-
September	16,593	4,803	23	43	126	-	-	11,598	-
October	16,626	4,861	25	43	124	-	-	11,573	-
November	16,832	4,840	25	49	123	-	-	11,795	-
December	24,770	5,649	33	95	170	-	-	18,456	367
January (1958)	23,835	5,376	36	81	164	-	-	17,819	359
February	23,988	5,386	37	82	163	-	-	17,971	349
March	23,885	5,314	35	84	164	-	-	17,956	332
April	23,999	5,319	33	88	161	-	-	18,072	326
May	24,063	5,315	39	91	161	-	-	18,150	307
June	24,656	5,313	39	90	168	-	-	18,732	314
	AIR TRAINING COMMAND								
FY 1958									
July (1957)	90,212	12,692	94	719	492	1	-	75,070	1,144
August	89,153	12,509	92	705	477	1	-	74,271	1,098
September	87,348	12,346	92	696	463	1	-	72,652	1,098
October	84,152	12,127	97	642	440	1	-	69,709	1,136
November	82,949	11,825	96	622	431	1	-	68,709	1,265
December	81,625	11,658	97	606	446	1	-	67,488	1,329
January (1958)	81,785	11,247	98	613	447	1	-	68,000	1,379
February	80,499	11,018	93	579	441	1	-	67,003	1,364
March	80,893	10,898	92	589	428	1	-	67,533	1,352
April	80,593	10,708	95	580	421	1	-	67,447	1,341
May	81,481	10,629	99	570	412	1	-	68,421	1,349
June	81,172	10,602	103	601	407	1	-	68,102	1,356
	AIR UNIVERSITY								
FY 1958									
July (1957)	6,992	2,657	16	90	51	-	-	4,072	106
August	6,810	2,467	14	92	50	-	-	4,084	103
September	6,703	2,414	13	96	50	-	-	4,037	93
October	6,670	2,418	14	95	46	-	-	4,010	87
November	6,670	2,407	14	95	45	-	-	4,016	93
December	6,739	2,415	15	96	54	-	-	4,065	94
January (1958)	6,820	2,396	15	94	56	-	-	4,169	90
February	6,918	2,410	13	91	54	-	-	4,267	83
March	6,940	2,399	15	84	54	-	-	4,306	82
April	7,021	2,420	15	87	51	-	-	4,341	107
May	7,134	2,477	10	90	49	-	-	4,394	114
June	7,449	2,660	11	90	47	-	-	4,517	124

(CONTINENTAL US - CONTINUED)

[redacted]

TABLE 142 - SUMMARY – COMMAND STRENGTH BY TYPE, BY PERSONNEL IDENTITY – FY 1948 THROUGH FY 1958 (CONTINUED)

END OF MONTH	TOTAL	OFFICER			WARRANT OFFICER		AVIATION CADET AND AVIATION STUDENT	AIRMAN	
		Male	WAF	AFNC and MSC	Male	Female		Male	Female
CONTINENTAL AIR COMMAND									
FY 1958									
July (1957)	15,532	2,555	27	129	86	1	-	12,574	160
August	15,312	2,527	26	130	81	1	-	12,392	155
September	16,382	2,661	23	129	81	1	-	13,350	137
October	15,098	2,539	23	131	73	1	-	12,211	120
November	15,114	2,526	23	133	73	1	-	12,244	114
December	15,429	2,493	19	131	76	1	-	12,588	121
January (1958)	16,410	2,498	18	130	74	1	-	13,552	137
February	16,604	2,462	17	132	77	1	-	13,791	124
March	16,587	2,459	16	130	77	1	-	13,793	111
April	17,046	2,482	17	129	85	1	-	14,241	91
May	16,801	2,467	13	125	85	1	-	14,043	67
June	16,366	2,425	13	111	89	1	-	13,677	50
HEADQUARTERS COMMAND, USAF									
FY 1958									
July (1957)	13,050	3,330	11	31	184	1	-	9,431	62
August	12,984	3,314	3	38	181	1	-	9,386	61
September	12,933	3,247	10	30	180	1	-	9,402	63
October	15,455	3,437	12	42	189	-	-	11,651	124
November	15,283	3,427	11	41	189	-	-	11,496	119
December	15,181	3,418	18	40	191	-	-	11,386	128
January (1958)	15,735	3,449	16	42	192	-	-	11,883	153
February	15,993	3,546	17	45	192	1	-	12,038	154
March	16,231	3,557	18	44	193	1	-	12,268	150
April	16,278	3,556	19	44	193	1	-	12,318	147
May	16,304	3,553	21	46	197	1	-	12,336	150
June	16,375	3,554	21	50	193	-	-	12,414	143
HEADQUARTERS, USAF									
FY 1958									
July (1957)	3,273	3,181	21	8	63	-	-	-	-
August	3,141	3,047	22	8	64	-	-	-	-
September	3,043	2,954	21	7	61	-	-	-	-
October	3,058	2,969	20	7	62	-	-	-	-
November	3,049	2,960	20	7	62	-	-	-	-
December	3,032	2,946	18	7	61	-	-	-	-
January (1958)	3,023	2,937	16	7	63	-	-	-	-
February	2,995	2,910	14	7	64	-	-	-	-
March	2,979	2,896	14	7	62	-	-	-	-
April	2,981	2,896	14	7	64	-	-	-	-
May	2,976	2,889	14	7	66	-	-	-	-
June	3,025	2,939	15	6	64	1	-	-	-
MILITARY AIR TRANSPORT SERVICE									
FY 1958									
July (1957)	63,180	8,671	40	138	438	1	-	52,164	1,728
August	63,685	8,589	38	137	438	1	-	52,790	1,692
September	64,169	8,582	38	137	443	-	-	53,279	1,690
October	62,595	8,624	41	176	439	-	-	51,683	1,632
November	62,137	8,648	47	169	429	-	-	51,206	1,638
December	62,871	8,633	48	169	455	-	-	51,968	1,598
January (1958)	63,373	8,269	36	176	450	-	-	52,851	1,591
February	64,474	8,382	50	170	453	-	-	53,849	1,570
March	65,315	8,277	51	181	456	-	-	54,792	1,558
April	66,197	8,299	53	175	459	-	-	55,668	1,543
May	67,548	8,377	63	172	456	-	-	56,941	1,539
June	68,783	8,539	52	170	470	-	-	58,027	1,525

(CONTINENTAL US - CONTINUED)

[redacted]

TABLE 142 — SUMMARY — COMMAND STRENGTH BY TYPE, BY PERSONNEL IDENTITY — FY 1948 THROUGH FY 1958 (CONTINUED)

END OF MONTH	TOTAL	OFFICERS			WARRANT OFFICER		AVIATION CADET AND AVIATION STUDENT	AIRMAN	
		Male	WAF	AFNC and MSC	Male	Female		Male	Female
	STRATEGIC AIR COMMAND								
FY 1958									
July (1957)	174,994	25,164	59	541	610	-	-	147,647	973
August	176,079	25,145	63	550	617	-	-	148,756	948
September	175,649	25,162	63	535	624	-	-	148,332	933
October	173,831	25,560	79	541	616	-	-	146,111	924
November	172,682	25,534	69	542	606	-	-	145,030	901
December	172,801	25,592	67	532	631	-	-	145,104	875
January (1958)	176,324	25,561	68	502	646	-	-	148,695	852
February	178,736	25,572	89	533	667	-	-	151,020	855
March	180,042	25,589	73	545	681	-	-	152,343	811
April	183,095	25,801	78	554	684	-	-	155,196	782
May	184,567	25,949	94	529	681	-	-	156,545	769
June	186,642	26,346	79	542	692	-	-	158,216	767
	STUDENTS								
FY 1958									
July (1957)	69,300	14,572	19	45	19	-	2,217	51,362	1,066
August	70,283	15,086	43	41	13	-	1,999	51,750	1,351
September	67,171	15,042	40	69	13	-	1,750	48,969	1,288
October	62,315	14,213	47	69	18	-	1,573	45,302	1,093
November	57,343	13,291	63	70	16	-	1,467	41,511	925
December	52,370	12,844	52	74	16	-	1,422	37,181	781
January (1958)	51,222	12,892	46	89	12	-	1,300	36,165	718
February	52,560	12,539	79	87	12	-	1,264	37,786	793
March	49,982	12,537	71	69	11	-	1,249	35,180	865
April	47,806	12,261	77	65	9	-	1,256	33,236	902
May	45,818	12,263	61	58	8	-	1,206	31,258	964
June	46,135	12,234	59	55	8	-	1,310	31,406	1,063
	TACTICAL AIR COMMAND								
FY 1958									
July (1957)	63,896	6,864	8	141	297	-	-	56,586	-
August	64,152	6,923	8	144	296	-	-	56,779	2
September	62,135	6,858	7	144	293	-	-	54,833	-
October	60,740	6,915	7	137	296	-	-	53,385	-
November	59,364	6,838	7	137	289	-	-	52,093	-
December	58,327	6,808	6	134	302	-	-	51,077	-
January (1958)	58,048	6,708	6	122	303	-	-	50,909	-
February	57,177	6,765	7	121	303	-	-	49,981	-
March	55,889	6,765	7	132	301	-	-	48,684	-
April	54,432	6,714	7	132	294	-	-	47,285	-
May	53,525	6,663	7	135	289	-	-	46,431	-
June	52,429	6,522	6	136	278	-	-	45,487	-
	US AIR FORCE ACADEMY								
FY 1958									
July (1957)	1,258	436	1	-	13	-	-	808	-
August	1,289	443	1	-	13	-	-	832	-
September	1,283	441	1	-	13	-	-	828	-
October	1,259	417	1	-	12	-	-	829	-
November	1,251	401	1	-	12	-	-	837	-
December	1,247	396	1	-	12	-	-	838	-
January (1958)	1,268	397	1	-	12	-	-	858	-
February	1,333	398	1	-	12	-	-	922	-
March	1,382	403	1	-	12	-	-	966	-
April	1,451	429	1	-	12	-	-	1,009	-
May	1,560	441	1	-	12	-	-	1,106	-
June	1,728	485	1	-	12	-	-	1,230	-

(CONTINENTAL US - CONTINUED)

[redacted]

[redacted]

TABLE 142 – SUMMARY – COMMAND STRENGTH BY TYPE, BY PERSONNEL IDENTITY – FY 1948 THROUGH FY 1958 (CONTINUED)

END OF MONTH	TOTAL	OFFICER			WARRANT OFFICER		AVIATION CADET AND AVIATION STUDENT	AIRMAN	
		Male	WAF	AFNC and MSC	Male	Female		Male	Female
	US SECURITY SERVICE								
FY 1958									
July (1957)	4,285	603	4	-	37	-	-	3,641	-
August	4,298	597	4	-	36	-	-	3,661	-
September	4,254	594	5	-	37	-	-	3,618	-
October	4,180	598	5	-	34	-	-	3,543	-
November	4,109	586	4	-	32	-	-	3,487	-
December	4,100	578	6	-	36	-	-	3,480	-
January (1958)	4,157	574	5	-	36	-	-	3,542	-
February	4,222	567	6	-	38	-	-	3,611	-
March	4,325	564	7	-	37	-	-	3,717	-
April	4,261	559	8	-	38	-	-	3,656	-
May	4,541	564	9	-	39	-	-	3,929	-
June	4,695	572	9	-	38	-	-	4,076	-
	OVERSEAS (PERMAMENT PARTY)								
	AIR DEFENSE ATLANTIC								
FY 1958									
July (1957)	4,311	636	2	11	10	-	-	3,652	-
August	4,202	626	2	11	11	-	-	3,552	-
September	3,985	577	2	12	11	-	-	3,383	-
October	4,001	567	2	12	13	-	-	3,407	-
November	4,091	553	1	14	11	-	-	3,512	-
December	4,097	536	2	9	14	-	-	3,536	-
January (1958)	3,954	518	2	9	17	-	-	3,408	-
February	3,946	517	1	8	17	-	-	3,403	-
March	3,865	511	1	7	17	-	-	3,329	-
April	3,804	529	1	8	15	-	-	3,251	-
May	3,821	527	1	8	16	-	-	3,269	-
June	3,765	524	1	8	16	-	-	3,216	-
	AIR MATERIEL COMMAND								
FY 1958									
July (1957)	14,176	1,273	15	-	101	-	-	12,764	23
August	13,796	1,232	14	-	97	-	-	12,436	17
September	13,471	1,181	12	-	94	-	-	12,171	13
October	13,177	1,198	12	-	93	-	-	11,863	11
November	12,908	1,183	12	-	93	-	-	11,610	10
December	12,649	1,184	12	-	91	-	-	11,354	8
January (1958)	12,544	1,183	9	-	91	-	-	11,254	7
February	12,895	1,205	8	-	92	-	-	11,583	7
March	12,657	1,209	8	-	94	-	-	11,339	7
April	12,507	1,212	8	-	94	-	-	11,186	7
May	12,485	1,221	8	-	96	-	-	11,154	6
June	12,193	1,162	8	-	88	-	-	10,931	4
	AIR RESEARCH AND DEVELOPMENT COMMAND								
FY 1958									
July (1957)	260	33	-	-	-	-	-	227	-
August	253	34	-	-	-	-	-	219	-
September	261	35	-	-	-	-	-	226	-
October	279	36	-	-	-	-	-	243	-
November	261	36	-	-	-	-	-	225	-
December	269	38	-	-	-	-	-	231	-
January (1958)	259	38	-	-	-	-	-	221	-
February	269	40	-	-	-	-	-	229	-
March	295	41	-	-	-	-	-	254	-
April	288	38	-	-	-	-	-	250	-
May	268	37	-	-	-	-	-	231	-
June	270	40	-	-	-	-	-	230	-

[redacted]

(OVERSEAS - CONTINUED)

[redacted]

TABLE 142 – SUMMARY – COMMAND STRENGTH BY TYPE, BY PERSONNEL IDENTITY – FY 1948 THROUGH FY 1958 (CONTINUED)

END OF MONTH	TOTAL	OFFICER			WARRANT OFFICER		AVIATION CADET AND AVIATION STUDENT	AIRMAN	
		Male	WAF	AFNC and MSC	Male	Female		Male	Female
	ALASKAN AIR COMMAND								
FY 1958									
July (1957)	17,161	1,603	9	72	65	-	-	15,409	3
August	17,142	1,567	9	78	74	-	-	15,411	3
September	17,148	1,577	9	76	74	-	-	15,409	3
October	16,892	1,539	10	80	77	-	-	15,183	3
November	16,590	1,488	8	80	78	-	-	14,933	3
December	15,956	1,417	2	77	77	-	-	14,379	4
January (1958)	14,437	1,313	7	78	70	-	-	12,965	4
February	13,910	1,282	8	73	68	-	-	12,475	4
March	13,801	1,267	6	72	69	-	-	12,384	3
April	13,687	1,274	7	74	64	-	-	12,265	3
May	13,494	1,277	6	71	63	-	-	12,074	3
June	13,483	1,259	6	77	61	-	-	12,078	2
	CARIBBEAN AIR COMMAND								
FY 1958									
July (1957)	1,290	225	-	2	21	-	-	1,042	-
August	1,306	236	-	2	22	-	-	1,046	-
September	1,294	222	-	2	20	-	-	1,050	-
October	1,294	221	-	2	20	-	-	1,051	-
November	1,280	218	-	2	20	-	-	1,040	-
December	1,262	224	-	2	19	-	-	1,017	-
January (1958)	1,255	217	-	2	19	-	-	1,017	-
February	1,309	234	-	2	19	-	-	1,054	-
March	1,301	233	-	2	19	-	-	1,047	-
April	1,310	228	-	2	18	-	-	1,062	-
May	1,305	234	-	2	19	-	-	1,050	-
June	1,284	224	-	2	18	-	-	1,040	-
	HEADQUARTERS COMMAND USAF								
FY 1958									
July (1957)	5,370	1,978	6	-	88	1	-	3,249	48
August	5,236	1,924	6	-	81	1	-	3,176	48
September	5,128	1,855	6	-	79	1	-	3,140	47
October	5,240	1,833	6	-	77	1	-	3,277	46
November	5,346	1,849	6	-	76	1	-	3,366	48
December	5,371	1,851	6	-	81	1	-	3,386	46
January (1958)	5,275	1,817	6	-	81	1	-	3,327	43
February	5,252	1,819	5	-	79	-	-	3,309	40
March	5,251	1,827	5	-	79	-	-	3,298	42
April	5,275	1,854	7	-	82	-	-	3,292	40
May	5,348	1,865	7	-	81	-	-	3,357	38
June	5,389	1,893	7	-	84	-	-	3,366	39
	MILITARY AIR TRANSPORT SERVICE								
FY 1958									
July (1957)	38,260	4,018	20	48	322	-	-	33,750	102
August	38,147	3,933	20	48	320	-	-	33,725	101
September	38,009	3,844	18	48	314	-	-	33,687	98
October	37,964	3,815	18	49	319	1	-	33,666	96
November	38,048	3,760	18	52	326	1	-	33,800	91
December	37,628	3,641	18	51	343	1	-	33,486	88
January (1958)	36,152	3,571	19	45	341	1	-	32,093	82
February	37,026	3,533	17	54	355	1	-	32,982	84
March	37,100	3,615	17	50	351	1	-	32,986	80
April	36,704	3,676	16	49	353	1	-	32,533	76
May	36,795	3,708	12	53	354	1	-	32,593	74
June	36,408	3,644	12	49	354	1	-	32,279	69

(OVERSEAS - CONTINUED)

[redacted]

[redacted]

TABLE 142 -SUMMARY—COMMAND STRENGTH BY TYPE, BY PERSONNEL IDENTITY—FY 1948 THROUGH FY 1958
(CONTINUED)

END OF MONTH	TOTAL	OFFICER			WARRANT OFFICER		AVIATION CADET AND AVIATION STUDENT	AIRMAN	
		Male	WAF	AFNC and MSC	Male	Female		Male	Female
	PACIFIC AIR FORCE								
FY 1958									
July (1957)	56,535	6,662	26	222	257	-	-	49,285	83
August	56,059	6,668	29	219	254	-	-	48,810	79
September	56,447	6,615	26	221	266	-	-	49,248	71
October	56,534	6,650	24	228	269	-	-	49,296	67
November	56,071	6,711	24	231	267	-	-	48,778	60
December	54,289	6,666	22	242	270	1	-	47,030	58
January (1958)	51,843	6,442	25	227	264	1	-	44,825	59
February	51,453	6,350	21	226	264	1	-	44,532	59
March	49,123	6,295	28	217	263	1	-	42,264	55
April	48,023	6,289	30	213	272	1	-	41,169	49
May	48,667	6,352	23	218	272	1	-	41,754	47
June	46,093	6,166	22	210	253	1	-	39,402	39
	STRATEGIC AIR COMMAND								
FY 1958									
July (1957)	31,176	2,818	27	77	169	-	-	28,013	72
August	30,768	2,779	19	98	164	-	-	27,640	68
September	31,070	2,737	14	102	167	-	-	27,985	65
October	31,190	2,811	16	111	176	-	-	28,022	54
November	30,949	2,806	16	112	181	-	-	27,784	50
December	31,156	2,799	19	106	183	-	-	28,010	39
January (1958)	30,305	2,710	15	110	179	-	-	27,256	35
February	30,383	2,755	16	112	178	-	-	27,289	33
March	30,333	2,758	17	113	180	-	-	27,225	40
April	30,386	2,758	18	114	174	-	-	27,281	41
May	31,529	2,827	18	116	180	-	-	28,346	42
June	32,149	2,897	19	122	175	-	-	28,891	45
	US AIR FORCE, EUROPE								
FY 1958									
July (1957)	80,531	9,385	85	403	357	-	-	69,821	480
August	80,027	9,364	84	435	364	-	-	69,310	470
September	80,074	9,376	83	425	384	-	-	69,350	456
October	80,161	9,487	79	416	402	-	-	69,330	447
November	79,117	9,525	80	410	405	-	-	68,265	432
December	78,237	9,450	79	408	414	-	-	67,475	411
January (1958)	75,473	9,158	78	398	396	-	-	65,053	390
February	74,745	9,004	72	394	391	-	-	64,499	385
March	73,422	8,900	80	397	385	-	-	63,285	375
April	72,711	8,881	68	395	379	-	-	62,629	359
May	74,449	9,090	71	411	384	-	-	64,155	338
June	72,538	8,939	72	408	371	-	-	62,426	322
	USAF SECURITY SERVICE								
FY 1958									
July (1957)	12,432	558	6	-	34	-	-	11,834	-
August	12,655	538	6	-	35	-	-	12,076	-
September	12,752	540	5	-	33	-	-	12,174	-
October	12,732	554	5	-	35	-	-	12,138	-
November	12,909	558	6	-	39	-	-	12,306	-
December	12,626	563	5	-	42	-	-	12,016	-
January (1958)	12,524	559	4	-	40	-	-	11,921	-
February	12,861	571	5	-	39	-	-	12,246	-
March	12,840	570	5	-	39	-	-	12,226	-
April	12,901	580	5	-	37	-	-	12,279	-
May	13,346	605	5	-	34	-	-	12,702	-
June	13,333	604	5	-	35	-	-	12,689	-

a/ Totals exclude USAF Academy Cadets. For inclusion of USAF Academy Cadets, see table "Command Strength by grade in Which Serving W/W - 1957 thru 1958".
b/ These data include all pipeline personnel assigned to USAF Continental US and Overseas.
c/ As of 31 May 1958, Transients Personnel were included in Permanent Party.
d/ APG was absorbed by ARDC effective, 1 December 1957.

Source: Personnel Statistics Division, Directorate of Statistical Services, Comptroller of the Air Force.

[redacted]

TABLE 143 — COMMAND STRENGTH BY COMPONENT, BY DEPARTMENTAL STATUS—30 JUN 1948 THROUGH FY 1958

TYPE OF PERSONNEL BY DATE	TOTAL	REGULAR AIR FORCE AND REGULAR ARMY		AIR FORCE RESERVE AND ORGANIZED RESERVE CORPS (ARMY)		AIR NATIONAL GUARD US AND US NATIONAL GUARD (ARMY)		US AIR FORCE (AF OF THE US) AND ARMY OF THE US	
		USAF	SCARWAF	USAF	SCARWAF	USAF	SCARWAF	USAF	SCARWAF
	FISCAL YEAR SUMMARIES								
30 June 1948 - Total	387,730	355,533	1,270	24,908	2,614	10	9	2,060	1,326
Commissioned Officer	47,709	16,656	1,269	24,908	2,614	10	9	972	1,271
Warrant Officer	1,248	104	1	-	-	-	-	1,088	55
Enlisted	338,773	338,773	a/	a/	a/	a/	a/	-	a/
30 June 1949 - Total	419,347	380,794	1,134	33,566	2,436	20	8	965	424
Commissioned Officer	55,773	18,184	1,105	33,566	2,436	20	8	54	400
Warrant Officer	2,078	1,114	29	-	-	-	-	911	24
Enlisted	361,496	361,496	a/	a/	a/	a/	a/	-	a/
30 June 1950 - Total	411,277	374,391	137	34,947	543	14	-	1,234	11
Commissioned Officer	54,914	20,110	137	34,046	542	14	-	62	3
Warrant Officer	2,092	1,247	-	17	1	-	-	819	8
Enlisted	354,271	353,034	b/	884	b/	-	b/	353	b/
30 June 1951 - Total	788,381	604,872	14,581	158,734	4,312	4,224	42	1,573	43
Commissioned Officer	104,443	21,052	104	78,317	664	4,179	32	89	6
Warrant Officer	2,656	1,079	1	-	-	45	10	1,484	37
Enlisted	681,282	582,741	14,476	80,417	3,648	c/	c/	c/	c/
30 June 1952 - Total	973,474	784,136	12,550	122,898	1,902	33,358	922	3,019	14,689
Commissioned Officer	124,239	22,070	80	95,269	1,007	5,691	49	66	7
Warrant Officer	4,162	936	5	-	15	58	24	2,953	171
Enlisted	845,073	761,130	12,465	27,629	880	27,609	849	-	14,511
30 June 1953 - Total	977,593	836,396	10,831	103,719	1,692	4,719	71	2,896	17,269
Commissioned Officer	126,769	23,182	78	99,313	1,327	2,817	24	21	7
Warrant Officer	4,000	892	11	-	60	17	4	2,875	141
Enlisted	846,824	812,322	10,742	4,406	305	1,885	43	-	17,121
30 June 1954 - Total	947,918	817,969	8,733	102,053	1,242	1,746	125	1,891	14,159
Commissioned Officer	126,067	23,452	77	99,930	971	1,613	19	-	5
Warrant Officer	3,685	917	6	627	84	20	4	1,891	136
Enlisted	818,166	793,600	8,650	1,496	187	113	102	-	14,018
30 June 1955 - Total	d/959,946	821,229	13,925	108,455	1,599	1,019	161	1,291	9,702
Commissioned Officer	133,183	23,990	63	106,955	1,117	974	10	-	2
Warrant Officer	3,966	1,272	16	1,088	152	14	5	1,291	124
Enlisted	822,797	795,967	13,846	412	330	31	146	-	9,576
June 1956 - Total	909,958	794,564	e/	110,810	e/	3,679	e/	905	e/
Commissioned Officer	138,106	25,201	e/	109,226	e/	3,649	e/	30	e/
Warrant Officer	3,987	2,619	e/	742	e/	14	e/	612	e/
Airman	767,602	766,744	e/	842	e/	16	e/	-	e/
USAF Academy Cadets	263	-	e/	-	e/	-	e/	263	e/
June 1957 - Total	919,835	804,957	e/	112,837	e/	887	e/	1,154	e/
Commissioned Officer	136,022	25,497	e/	109,644	e/	870	e/	11	e/
Warrant Officer	4,541	2,904	e/	1,200	e/	4	e/	433	e/
Airman	778,768	776,556	e/	1,993	e/	13	e/	206	e/
USAF Academy Cadets	504	-	e/	-	e/	-	e/	504	e/
June 1958 - Total									
Commissioned Officer									
Warrant Officer									
Airman									
USAF Academy Cadets									
June 1959 - Total									
Commissioned Officer									
Warrant Officer									
Airman									
USAF Academy Cadets									
June 1960 - Total									
Commissioned Officer									
Warrant Officer									
Airman									
USAF Academy Cadets									

TABLE 143 — COMMAND STRENGTH BY COMPONENT, BY DEPARTMENTAL STATUS — 30 JUNE 1948 THROUGH FY 1958 (CONTINUED)

END OF MONTH	TOTAL	REGULAR AIR FORCE	AIR FORCE RESERVE	ANG	AFUS	TOTAL	REGULAR AIR FORCE	AIR FORCE RESERVE	ANG	AFUS
	30 September 1957					31 December 1957				
W/W - TOTAL (Incl USAFA Cts).	916,729	802,966	110,352	1,994	1,417	878,657	769,956	106,782	558	1,361
USAFA CADETS - TOTAL	787	-	-	-	787	755	-	-	-	755
W/W - TOTAL (Excl USAFA Cts).	915,942	802,966	110,352	1,994	630	877,902	769,956	106,782	558	606
Officer and Warrant Officer - Total	138,987	29,503	108,234	825	425	135,529	30,059	104,548	542	380
Officer - Total	134,491	26,608	107,058	814	11	130,916	27,017	103,352	536	11
General - Total	430	418	7	5	-	423	413	6	4	-
General	11	11	-	-	-	11	11	-	-	-
Lieutenant General	23	23	-	-	-	24	24	-	-	-
Major General	166	160	3	3	-	160	156	2	2	-
Brigadier General	230	224	4	2	-	228	222	4	2	-
Colonel	4,652	4,051	579	22	-	4,603	4,034	551	18	-
Lieutenant Colonel	9,627	5,611	3,973	42	1	9,493	5,682	3,771	40	-
Major	22,211	6,405	15,691	113	2	21,914	6,426	15,396	91	1
Captain	41,806	5,310	36,188	300	8	41,069	5,284	35,544	232	9
First Lieutenant	41,736	3,987	37,486	263	-	40,097	4,489	35,462	146	-
Second Lieutenant	14,029	826	13,134	69	-	13,317	689	12,622	5	1
Warrant Officer - Total	4,496	2,895	1,176	11	414	4,613	3,042	1,196	6	369
Chief Warrant Officer, W-4	164	136	20	-	8	164	133	25	-	6
Chief Warrant Officer, W-3	817	659	106	-	52	827	672	109	-	46
Chief Warrant Officer, W-2	2,686	1,491	838	9	348	2,672	1,494	857	6	315
Warrant Officer, W-1	829	609	212	2	6	950	743	205	-	2
Airman - Total	775,255	771,763	2,118	1,169	205	740,981	738,505	2,234	16	226
Master Sergeant	55,631	55,371	203	57	-	55,532	55,326	206	-	-
Technical Sergeant	70,272	69,920	270	82	-	70,846	70,576	269	1	-
Staff Sergeant	142,663	141,236	1,190	237	-	145,862	144,594	1,263	5	-
Airman 1st Class	158,220	157,602	427	191	-	136,847	136,389	457	1	-
Airman 2nd Class	192,836	192,545	17	274	-	190,411	190,378	28	5	-
Airman 3rd Class	124,633	124,293	7	296	37	118,280	118,232	6	3	39
Basic Airman	31,000	30,796	4	32	168	23,203	23,010	5	1	187
Aviation Cadet - Total	1,700	1,700	-	-	-	1,392	1,392	-	-	-
	31 March 1958					30 June 1958				
W/W - TOTAL (Incl USAFA Cts).	875,720	778,317	95,676	422	1,305	871,156	780,402	88,722	346	1,686
USAFA CADETS - TOTAL	727	-	-	-	727	1,169	-	-	-	1,169
W/W - TOTAL (Excl USAFA Cts).	874,993	778,317	95,676	422	578	869,987	780,402	88,722	346	517
Officer and Warrant Officer - Total	132,547	38,497	93,300	401	349	132,939	46,116	86,164	326	333
Officer - Total	127,953	35,432	92,118	395	8	128,398	43,074	84,996	320	6
General - Total	428	418	7	3	-	425	415	7	3	-
General	11	11	-	-	-	11	11	-	-	-
Lieutenant General	24	24	-	-	-	24	24	-	-	-
Major General	177	172	4	1	-	174	169	4	1	-
Brigadier General	216	211	3	2	-	216	211	3	2	-
Colonel	4,728	4,164	547	17	-	4,774	4,384	375	15	-
Lieutenant Colonel	9,307	6,520	2,763	23	1	9,775	7,109	2,639	26	1
Major	22,176	9,143	12,963	69	1	22,379	10,472	11,851	55	1
Captain	41,202	8,709	32,307	180	6	42,790	13,089	29,548	149	4
First Lieutenant	37,252	5,948	31,202	102	-	37,262	6,621	30,570	71	-
Second Lieutenant	12,860	530	12,329	1	-	10,993	984	10,008	1	-
Warrant Officer - Total	4,594	3,065	1,182	6	341	4,541	3,042	1,166	6	327
Chief Warrant Officer, W-4	159	130	25	-	4	186	154	29	-	3
Chief Warrant Officer, W-3	823	676	103	-	44	902	730	132	-	40
Chief Warrant Officer, W-2	2,760	1,602	861	6	291	2,832	1,736	807	6	283
Warrant Officer, W-1	852	657	193	-	2	621	422	198	-	1
Airman - Total	741,218	738,592	2,376	21	229	735,759	732,997	2,558	20	184
Master Sergeant	55,810	55,597	213	-	-	55,716	55,506	209	1	-
Technical Sergeant	71,341	71,040	299	2	-	71,561	71,246	314	1	-
Staff Sergeant	148,114	146,794	1,313	7	-	149,084	147,705	1,372	7	-
Airman 1st Class	135,838	135,336	502	-	-	126,591	125,982	609	-	-
Airman 2nd Class	195,564	195,517	37	10	-	206,485	206,438	38	9	-
Airman 3rd Class	110,521	110,477	7	1	36	104,669	104,625	11	1	32
Basic Airman	24,030	23,831	5	1	193	21,653	21,495	5	1	152
Aviation Cadet - Total	1,228	1,228	-	-	-	1,289	1,289	-	-	-

a/ Enlisted personnel breakout by Departmental Status and Component not available.
b/ SCARWAF personnel included in USAF total.
c/ Air Force Reserve and Org Reserve Corps includes Air Nat'l Guard and AFUS strength (breakout not available).
d/ Total includes 2,565 Distant Early Warning Project (DEW) personnel not distributed by component.
e/ As of 1 March 1956, SCARWAF personnel was returned to jurisdiction of the Army.

Source: Personnel Statistics Division, Directorate of Statistical Services, Comptroller of the Air Force.

TABLE 144 — SUMMARY — COMMAND STRENGTH OF AIR FORCE PIPELINE PERSONNEL BY PIPELINE CATEGORY WORLDWIDE — 30 JUN 1948 THROUGH FY 1958

END OF MONTH	TOTAL	PIPELINE CATEGORY						
		Students a/	Transients				Patients	Supplementary Pilots
			Fillers	Overseas Replacements	Returnees	Separatees		
	FISCAL YEAR SUMMARIES							
June (1948) - Total	64,639	33,181	12,832	12,541	2,779	57	3,249	-
Officers	5,340	3,774	81	609	329	30	517	-
Enlisted	59,299	29,407	12,751	11,932	2,450	27	2,732	-
June (1949) - Total	65,108	41,338	10,220	4,155	7,611	13	1,771	-
Officers	6,355	4,607	218	567	701	-	262	-
Enlisted	58,753	36,731	10,002	3,588	6,910	13	1,509	-
June (1950) - Total	76,505	59,365	6,852	4,789	3,345	-	2,154	-
Officers	7,471	6,335	10	534	311	-	281	-
Enlisted	69,034	53,030	6,842	4,255	3,034	-	1,873	-
June (1951) - Total	150,015	122,543	8,527	13,354	3,412	-	2,179	-
Officers	10,565	6,924	1,011	1,904	468	-	258	-
Enlisted	139,450	115,619	7,516	11,450	2,944	-	1,921	-
June (1952) - Total	161,068	123,691	1,917	23,516	9,342	-	2,602	-
Officers	13,712	8,914	535	3,201	688	-	374	-
Enlisted	147,356	114,777	1,382	20,315	8,654	-	2,228	-
June (1953) - Total	141,008	102,907	2,920	23,340	9,602	-	2,239	-
Officers	18,216	11,764	860	4,005	1,213	-	374	-
Enlisted	122,792	91,143	2,060	19,335	8,389	-	1,865	-
June (1954) - Total	145,363	103,985	4,521	21,619	11,770	1,531	1,937	-
Officers	19,465	13,893	1,329	2,318	1,395	214	316	-
Enlisted	125,898	90,092	3,192	19,301	10,375	1,317	1,621	-
June (1955) - Total	139,145	110,790	3,680	13,211	6,868	1,834	2,033	729
Officers	18,868	15,457	58	1,350	877	110	287	729
Enlisted	120,277	95,333	3,622	11,861	5,991	1,724	1,746	-
June (1956) - Total	108,477	85,405	9,297	7,986	2,759	972	2,005	53
Officers	19,305	17,409	119	849	441	136	298	53
Enlisted	89,172	67,996	9,178	7,137	2,318	836	1,707	-
June (1957) - Total	86,238	70,835	2,050	5,682	5,020	717	1,934	-
Officers	17,227	15,353	129	672	653	146	274	-
Airmen	69,011	55,482	1,921	5,010	4,367	571	1,660	-
June (1958) - Total								
Officers								
Airmen								
June (1959) - Total								
Officers								
Airmen								

TABLE 144 — SUMMARY — COMMAND STRENGTH OF AIR FORCE PIPELINE PERSONNEL BY PIPELINE CATEGORY — WORLDWIDE — 30 JUN 1948 THROUGH FY 1958 (CONTINUED)

END OF MONTH	TOTAL	PIPELINE CATEGORY						
		Students a/	Transients				Patients	Supplementary Pilots
			Fillers	Overseas Replacements	Returnees	Separatees		
	FY 1958							
July (1957) -- Total	84,387	69,300	1,817	4,350	5,848	1,078	1,994	-
Officers	16,766	14,655	34	600	1,065	153	259	-
Airmen	67,621	54,645	1,783	3,750	4,783	925	1,735	-
August - Total	86,565	70,283	1,700	6,449	5,521	593	2,019	-
Officers	17,316	15,183	27	849	854	134	269	-
Airmen	69,249	55,100	1,673	5,600	4,667	459	1,750	-
September - Total	83,677	67,171	2,059	6,833	4,605	910	2,099	-
Officers	17,122	15,164	133	794	633	119	279	-
Airmen	66,555	52,007	1,926	6,039	3,972	791	1,820	-
October - Total	76,817	62,315	1,881	4,966	4,334	1,093	2,228	-
Officers	15,956	14,347	51	726	416	101	315	-
Airmen	60,861	47,968	1,830	4,240	3,918	992	1,913	-
November - Total	71,456	57,343	1,772	4,669	4,052	1,295	2,325	-
Officers	14,944	13,440	29	518	378	237	342	-
Airmen	56,512	43,903	1,743	4,151	3,674	1,058	1,983	-
December - Total	64,225	52,370	2,061	1,988	4,617	998	2,191	-
Officers	14,248	12,986	133	426	199	148	356	-
Airmen	49,977	39,384	1,928	1,562	4,418	850	1,835	-
January (1958) - Total	65,696	51,222	1,859	3,168	6,047	1,229	2,171	-
Officers	14,612	13,039	89	299	625	236	324	-
Airmen	51,084	38,183	1,770	2,869	5,422	993	1,847	-
February - Total	63,025	52,560	1,798	2,691	3,062	710	2,204	-
Officers	13,763	12,717	89	183	371	79	324	-
Airmen	49,262	39,843	1,709	2,508	2,691	631	1,880	-
March - Total	62,436	49,982	1,812	3,021	4,688	661	2,272	-
Officers	13,884	12,688	280	206	308	64	338	-
Airmen	48,552	37,294	1,532	2,815	4,380	597	1,934	-
April - Total	57,644	47,806	1,622	2,300	3,476	331	2,109	-
Officers	13,292	12,412	118	160	258	34	310	-
Airmen	44,352	35,394	1,504	2,140	3,218	297	1,799	-
May - Total	47,878	45,818	b/	b/	b/	b/	2,060	-
Officers	12,714	12,390	b/	b/	b/	b/	324	-
Airmen	35,164	33,428	b/	b/	b/	b/	1,736	-
June - Total	48,032	46,135	b/	b/	b/	b/	1,897	-
Officers	12,635	12,356	b/	b/	b/	b/	279	-
Airmen	35,397	33,779	b/	b/	b/	b/	1,618	-

a/ Depot Level Trainees not applicable subsequent to FY 1955.
b/ As of 31 May 1958 Transients were included in Permanent Party.

Source: Personnel Statistics Division, Directorate of Statistical Services, Comptroller of the Air Force.

TABLE 145 — SUMMARY — USAF REGULAR COMMISSIONED OFFICERS BY GRADE IN WHICH SERVING, BY CONTROL BRANCH — 30 JUN 1950 THROUGH 30 JUN 1958

CONTROL BRANCH	TOTAL	GENERAL	COLONEL	LIEUTENANT COLONEL	MAJOR	CAPTAIN	FIRST LIEUTENANT	SECOND LIEUTENANT
	FISCAL YEAR SUMMARIES							
30 JUNE (1950) - TOTAL	20,110	221	1,678	3,126	4,655	6,460	3,096	874
Air Force Nurse	284	-	-	3	11	206	62	2
Chaplain	116	1	5	35	52	23	-	-
Dentist	189	1	12	61	53	58	4	-
Medical	442	8	81	101	107	130	15	-
Medical Service	151	-	1	15	52	72	11	-
Veterinary	41	-	2	4	27	8	-	-
Women's Medical Specialist	28	-	-	1	2	9	15	1
Women in the Air Force	196	-	-	8	88	76	24	-
All Other Air Force	18,663	211	1,577	2,898	4,263	5,878	2,965	871
30 JUNE (1951) - TOTAL	21,052	257	2,455	4,154	5,433	5,754	2,048	951
Air Force Nurse	419	-	-	5	36	323	54	1
Chaplain	130	1	10	44	57	15	3	-
Dentist	233	1	27	66	45	83	11	-
Medical	573	11	112	114	113	204	19	-
Medical Service	192	-	3	36	67	62	20	4
Veterinary	56	-	3	11	25	17	-	-
Women's Medical Specialist	36	-	-	1	2	15	17	1
Women in the Air Force	214	-	-	21	122	54	8	9
All Other Air Force	19,199	244	2,300	3,856	4,966	4,981	1,916	936
30 JUNE (1952) - TOTAL	22,070	297	3,387	4,681	6,824	4,464	1,530	887
Air Force Nurse	416	-	1	7	79	311	17	1
Chaplain	141	1	16	47	54	20	3	-
Dentist	262	-	50	69	94	42	7	-
Medical	677	13	140	124	232	158	10	-
Medical Service	245	-	11	57	108	39	22	8
Veterinary	57	-	4	26	19	6	2	-
Women's Medical Specialist	31	-	1	1	5	19	5	-
Women in the Air Force	193	-	-	37	118	30	7	1
All Other Air Force	20,048	283	3,164	4,313	6,115	3,839	1,457	877
30 JUNE (1953) - TOTAL	22,829	364	3,675	4,824	6,878	4,119	2,223	746
Air Force Nurse	387	-	1	13	106	258	9	-
Chaplain	150	1	18	49	52	28	2	-
Dentist	276	1	56	67	119	29	4	-
Medical	750	17	155	127	278	171	2	-
Medical Service	283	-	16	56	108	44	50	9
Veterinary	69	1	6	27	20	9	6	-
Women's Medical Specialist	27	-	1	1	6	14	5	-
Women in the Air Force	182	-	-	39	108	24	10	1
All Other Air Force	20,705	344	3,422	4,445	6,081	3,542	2,135	736
30 JUNE (1954) - TOTAL	23,452	357	3,821	4,953	6,756	4,383	2,285	897
Air Force Nurse	392	-	1	18	109	250	14	-
Chaplain	153	2	19	49	48	32	3	-
Dentist	277	1	57	65	109	41	4	-
Medical	747	17	158	115	254	181	22	-
Medical Service	300	-	19	57	107	49	68	-
Veterinary	72	1	7	26	20	18	-	-
Women's Medical Specialist	25	-	1	1	6	15	2	-
Women in the Air Force	178	-	1	42	100	20	15	-
All Other Air Force	21,308	336	3,558	4,580	6,003	3,777	2,157	897
30 JUNE (1955) - TOTAL	23,990	383	3,956	5,129	6,630	4,605	2,524	763
Air Force Nurse	389	-	1	17	112	234	24	1
Chaplain	154	2	19	49	48	33	3	-
Dentist	278	1	55	68	98	50	6	-
Medical	784	17	162	107	245	195	58	-
Medical Service	305	-	21	64	98	58	64	-
Veterinary	75	1	7	25	21	20	1	-
Women's Medical Specialist	23	-	1	1	5	15	1	-
Women in the Air Force	178	-	1	53	84	26	14	-
All Other Air Force	21,804	362	3,689	4,745	5,919	3,974	2,353	762

TABLE 145 — SUMMARY — USAF REGULAR COMMISSIONED OFFICERS BY GRADE IN WHICH SERVING, BY CONTROL BRANCH — 30 JUN 1950 THROUGH 30 JUN 1958 (CONTINUED)

CONTROL BRANCH	TOTAL	GENERAL	COLONEL	LIEUTENANT COLONEL	MAJOR	CAPTAIN	FIRST LIEUTENANT	SECOND LIEUTENANT
	FISCAL YEAR SUMMARIES							
30 JUNE (1956) - TOTAL	25,201	409	4,055	5,339	6,606	4,955	2,957	880
Air Force Nurse	407	-	2	19	122	239	25	-
Chaplain	171	2	21	50	44	47	7	-
Dentist	302	2	56	67	110	58	9	-
Medical	885	16	171	118	256	207	117	-
Medical Service	315	-	24	68	91	76	53	3
Veterinary	84	1	9	25	22	23	4	-
Women's Medical Specialist	23	-	1	1	6	13	2	-
Women in the Air Force	173	-	1	62	67	27	16	-
All Other Air Force	22,841	388	3,770	4,929	5,888	4,265	2,724	877
30 JUNE (1957) - TOTAL	25,497	403	4,130	5,581	6,492	5,298	2,774	819
Air Force Nurse	387	-	1	22	141	203	20	-
Chaplain	165	2	22	51	40	48	2	-
Dentist	344	2	56	69	125	73	19	-
Medical	1,049	18	183	132	258	436	22	-
Medical Service	317	-	28	84	76	89	39	1
Veterinary	86	1	10	28	23	23	1	-
Women's Medical Specialist	24	-	1	1	8	12	2	-
Women in the Air Force	164	-	1	58	71	23	11	-
All Other Air Force	22,961	380	3,828	5,136	5,750	4,391	2,658	818
30 JUNE (1958) - TOTAL								
Air Force Nurse								
Chaplain								
Dentist								
Medical								
Medical Service								
Veterinary								
Women's Medical Specialist								
Women in the Air Force								
All Other Air Force								
30 JUNE (1959) - TOTAL								
Air Force Nurse								
Chaplain								
Dentist								
Medical								
Medical Service								
Veterinary								
Women's Medical Specialist								
Women in the Air Force								
All Other Air Force								
30 JUNE (1960) - TOTAL								
Air Force Nurse								
Chaplain								
Dentist								
Medical								
Medical Service								
Veterinary								
Women's Medical Specialist								
Women in the Air Force								
All Other Air Force								
30 JUNE (1961) - TOTAL								
Air Force Nurse								
Chaplain								
Dentist								
Medical								
Medical Service								
Veterinary								
Women's Medical Specialist								
Women in the Air Force								
All Other Air Force								

TABLE 145 – SUMMARY – USAF REGULAR COMMISSIONED OFFICERS BY GRADE IN WHICH SERVING, BY CONTROL BRANCH – 30 JUN 1950 THROUGH 30 JUN 1958 (CONTINUED)

CONTROL BRANCH	TOTAL	GENERAL	COLONEL	LIEUTENANT COLONEL	MAJOR	CAPTAIN	FIRST LIEUTENANT	SECOND LIEUTENANT
	FY 1958							
30 SEPTEMBER (1957) - TOTAL	26,608	418	4,051	5,611	6,405	5,310	3,987	826
Air Force Nurse	380	-	1	19	139	202	19	-
Chaplain	165	2	20	52	39	50	2	-
Dentist	349	2	56	69	126	84	12	-
Medical Corps	1,062	18	176	132	245	467	23	1
Medical Service	313	-	26	83	74	88	42	-
Veterinary	84	-	10	28	23	22	1	-
Women's Medical Specialist	24	-	1	2	7	12	2	-
Women in the Air Force	161	-	1	58	70	22	10	-
All other Air Force	24,070	396	3,760	5,168	5,682	4,363	3,876	825
31 DECEMBER - TOTAL	27,017	413	4,034	5,682	6,426	5,284	4,489	689
Air Force Nurse	393	-	1	22	188	161	21	-
Chaplain	172	2	20	52	39	54	5	-
Dentist	368	2	55	71	131	84	25	-
Medical Corps	1,093	18	177	139	248	489	21	1
Medical Service	329	-	24	84	72	92	57	-
Veterinary	84	-	10	28	24	21	1	-
Women's Medical Specialist	26	-	1	2	7	13	3	-
Women in the Air Force	156	-	1	54	70	21	10	-
All Other Air Force	24,396	391	3,745	5,230	5,647	4,349	4,346	688
31 MARCH (1958) - TOTAL	35,432	418	4,164	6,520	9,143	8,709	5,948	530
Air Force Nurse	414	-	1	23	240	120	30	-
Chaplain	179	2	20	55	34	59	9	-
Dentist	393	2	54	72	129	114	22	-
Medical Corps	1,101	19	177	138	245	520	2	-
Medical Service	341	-	26	87	71	108	49	-
Veterinary	83	-	10	28	23	22	-	-
Women's Medical Specialist	28	-	1	2	7	15	3	-
Women in the Air Force	164	-	1	55	67	31	10	-
All Other Air Force	32,729	395	3,874	6,060	8,327	7,720	5,823	530
30 JUNE - TOTAL	43,074	415	4,384	7,109	10,472	13,089	6,621	984
Air Force Nurse	418	-	3	25	253	115	22	-
Chaplain	296	2	22	61	55	101	55	-
Dentist	399	1	56	75	129	133	5	-
Medical Corps	1,104	19	198	155	225	506	1	-
Medical Service	522	-	33	107	109	164	105	4
Veterinary	82	-	11	26	25	20	-	-
Women's Medical Specialist	29	-	1	2	9	14	3	-
Women in the Air Force	206	-	1	57	63	75	10	-
All Other Air Force	40,018	393	4,059	6,601	9,604	11,961	6,420	980

Source: Personnel Statistics Division, Directorate of Statistical Services, Comptroller of the Air Force.

TABLE 146 — USAF GENERAL OFFICERS BY PERMANENT GRADE, BY GRADE IN WHICH SERVING — JUN 1952 THROUGH JUN 1958

END OF MONTH	Total b/	PERMANENT GRADE a/															
		Major General				Brigadier General				Colonel				Lieutenant Colonel			
		Grade in Which Serving															
		General	Lieutenant General	Major General	Brigadier General	General	Lieutenant General	Major General	Brigadier General	General	Lieutenant General	Major General	Brigadier General	General	Lieutenant General	Major General	Brigadier General
		END OF FISCAL YEAR SUMMARIES															
June 1952 . .	297	5	14	32	-	-	-	57	17	-	-	25	144	-	-	1	2
June 1953 . .	364	7	18	32	-	-	-	61	7	-	-	32	207	-	-	-	-
June 1954 . .	357	9	18	34	-	-	2	63	6	-	-	23	202	-	-	-	-
June 1955 . .	384	9	22	35	-	-	-	69	2	-	-	26	221	-	-	-	-
June 1956 . .	409	8	21	42	-	-	-	70	7	-	-	25	236	-	-	-	-
June 1957 . .	402	8	22	39	-	-	-	76	7	-	-	29	221	-	-	-	-
June 1958 . .	415	11	24	42	-	-	-	85	3	-	-	42	208	-	-	-	-
June 1959 . .																	
June 1960 . .																	
		FISCAL YEAR 1958															
July (1957) .	398	10	22	37	-	-	-	74	3	-	-	29	223	-	-	-	-
August . . .	415	11	23	31	-	-	-	74	3	-	-	55	218	-	-	-	-
September . .	418	11	23	31	-	-	-	73	3	-	-	56	221	-	-	-	-
October . . .	414	11	23	31	-	-	-	72	3	-	-	54	220	-	-	-	-
November . .	414	11	24	31	-	-	-	72	3	-	-	54	219	-	-	-	-
December . .	414	11	24	30	-	-	-	72	3	-	-	54	220	-	-	-	-
January (1958)	407	11	24	29	-	-	-	71	3	-	-	52	217	-	-	-	-
February . .	406	11	24	28	-	-	-	71	3	-	-	52	217	-	-	-	-
March	418	11	24	44	-	-	-	85	3	-	-	43	208	-	-	-	-
April	418	11	26	42	-	-	-	85	3	-	-	43	208	-	-	-	-
May	418	11	26	42	-	-	-	85	3	-	-	43	208	-	-	-	-
June	415	11	24	42	-	-	-	85	3	-	-	42	208	-	-	-	-

a/ No General Officers on Active Duty in the USAF possess permanent grade of General or Lieutenant General.
b/ Regular Officers only.

Source: Personnel Statistics Division, Directorate of Statistical Services, Comptroller of The Air Force

505282 O - 59 - 19

TABLE 147 – SUMMARY – DEPARTMENTAL STRENGTH OF FEMALE PERSONNEL – 30 JUN 1951 THROUGH 30 JUN 1956

GRADE	TOTAL	WOMEN IN THE AIR FORCE	AIR FORCE NURSE CORPS	MEDICAL SPECIALISTS	TOTAL	WOMEN IN THE AIR FORCE	AIR FORCE NURSE CORPS	MEDICAL SPECIALISTS	TOTAL	WOMEN IN THE AIR FORCE	AIR FORCE NURSE CORPS	MEDICAL SPECIALISTS
	30 June 1951				30 June 1952				30 June 1953			
TOTAL	10,247	8,001	2,153	93	14,770	11,891	2,879	- [a]	15,918	12,808	2,963	147
Officer and Warrant Officer - Total	2,733	487	2,153	93	3,827	948	2,879	-	4,139	1,029	2,963	147
Off - Total	2,726	480	2,153	93	3,821	942	2,879	-	4,133	1,023	2,963	147
Col	1	1	-	-	3	1	2	-	3	1	1	1
Lieut Col	27	21	5	1	48	37	11	-	57	41	15	1
Maj	177	131	43	3	236	141	95	-	280	141	129	10
Capt	793	144	617	32	955	141	814	-	967	123	803	41
1st Lt	997	68	881	48	1,329	256	1,073	-	1,734	389	1,296	49
2nd Lt	731	115	607	9	1,250	366	884	-	1,092	328	719	45
W/O - Total	7	7	-	-	6	6	-	-	6	6	-	-
WO, W-4	1	1	-	-	6	6	-	-	-	-	-	-
WO, W-3	b/	b/	-	-	b/	b/	-	-	-	-	-	-
WO, W-2	b/	b/	-	-	b/	b/	-	-	5	5	-	-
WO, W-1	6	6	-	-	-	-	-	-	1	1	-	-
Airman - Total	7,514	7,514	-	-	10,943	10,943	-	-	11,779	11,779	-	-
Master Sergeant	79	79	-	-	129	129	-	-	155	155	-	-
Technical Sergeant	248	248	-	-	345	345	-	-	326	326	-	-
Staff Sergeant	647	647	-	-	1,047	1,047	-	-	1,070	1,070	-	-
Airman 1st Class	905	905	-	-	1,753	1,753	-	-	1,740	1,740	-	-
Airman 2nd Class	1,730	1,730	-	-	2,553	2,553	-	-	3,293	3,293	-	-
Airman 3rd Class	3,127	3,127	-	-	3,737	3,737	-	-	4,652	4,652	-	-
Basic Airman	778	778	-	-	1,379	1,379	-	-	543	543	-	-
	30 June 1954				30 June 1955				30 June 1956			
TOTAL	13,286	10,522	2,622	142	11,362	8,991	2,250	121	11,187	8,491	2,571 [c]	125 [c]
Officer and Warrant Officer - Total	3,558	794	2,622	142	3,080	709	2,250	121	3,334	638	2,571	125
Off - Total	3,553	789	2,622	142	3,075	704	2,250	121	3,330	634	2,571	125
Col	3	1	1	1	3	1	1	1	3	1	1	1
Lieut Col	62	41	20	1	74	55	18	1	85	63	20	2
Maj	276	135	130	11	257	112	135	10	245	100	134	11
Capt	974	104	823	47	1,031	140	846	45	1,186	198	943	45
1st Lt	1,595	410	1,125	60	1,387	372	963	52	1,267	237	987	43
2nd Lt	643	98	523	22	323	24	287	12	544	35	486	23
W/O - Total	5	5	-	-	5	5	-	-	4	4	-	-
WO, W-4	-	-	-	-	-	-	-	-	-	-	-	-
WO, W-3	-	-	-	-	-	-	-	-	-	-	-	-
WO, W-2	5	5	-	-	4	4	-	-	3	3	-	-
WO, W-1	-	-	-	-	1	1	-	-	1	1	-	-
Airman - Total	9,728	9,728	-	-	8,282	8,282	-	-	7,853	7,853	-	-
Master Sergeant	159	159	-	-	172	172	-	-	177	177	-	-
Technical Sergeant	331	331	-	-	321	321	-	-	326	326	-	-
Staff Sergeant	851	851	-	-	712	712	-	-	845	845	-	-
Airman 1st Class	1,551	1,551	-	-	1,114	1,114	-	-	1,154	1,154	-	-
Airman 2nd Class	3,279	3,279	-	-	2,849	2,849	-	-	2,602	2,602	-	-
Airman 3rd Class	2,805	2,805	-	-	2,471	2,471	-	-	2,136	2,136	-	-
Basic Airman	752	752	-	-	643	643	-	-	613	613	-	-

TABLE 147 – SUMMARY – DEPARTMENTAL STRENGTH OF FEMALE PERSONNEL – 30 JUN 1951 THROUGH 30 JUN 1958 (CONTINUED)

GRADE	TOTAL	WOMEN IN THE AIR FORCE	AIR FORCE NURSE CORPS	MEDICAL SPECIALISTS	TOTAL	WOMEN IN THE AIR FORCE	AIR FORCE NURSE CORPS	MEDICAL SPECIALISTS	TOTAL	WOMEN IN THE AIR FORCE	AIR FORCE NURSE CORPS
	30 June 1957				30 June 1958				30 June 1959		
TOTAL	11,158	8,093	2,921 c/	144 c/	10,820	7,889	2,783 c/	148 c/			
Officer and Warrant Officer - Total	3,700	635	2,921	144	3,608	677	2,783	148			
Off - Total	3,695	630	2,921	144	3,603	672	2,783	148			
Col	3	1	1	1	5	1	3	1			
Lieut Col	86	59	25	2	92	58	29	5			
Maj	289	108	166	15	404	95	291	18			
Capt	1,249	222	979	48	1,173	251	877	45			
1st Lt	1,347	181	1,119	47	1,403	140	1,208	55			
2nd Lt	721	59	631	31	526	127	375	24			
W/O - Total	5	5	-	-	5	5	-	-			
WO, W-4	-	-	-	-	-	-	-	-			
WO, W-3	1	1	-	-	1	1	-	-			
WO, W-2	3	3	-	-	3	3	-	-			
WO, W-1	1	1	-	-	1	1	-	-			
Airman - Total	7,458	7,458	-	-	7,212	7,212	-	-			
Master Sergeant	176	176	-	-	189	189	-	-			
Technical Sergeant	318	318	-	-	303	303	-	-			
Staff Sergeant	855	855	-	-	762	762	-	-			
Airman 1st Class	1,092	1,092	-	-	606	606	-	-			
Airman 2nd Class	2,419	2,419	-	-	2,142	2,142	-	-			
Airman 3rd Class	2,172	2,172	-	-	2,592	2,592	-	-			
Basic Airman	426	426	-	-	618	618	-	-			
	30 June 1960				30 June 1961				30 June 1962		
TOTAL											
Officer and Warrant Officer - Total											
Off - Total											
Col											
Lieut Col											
Maj											
Capt											
1st Lt											
2nd Lt											
W/O - Total											
WO, W-4											
WO, W-3											
WO, W-2											
WO, W-1											
Airman - Total											
Master Sergeant											
Technical Sergeant											
Staff Sergeant											
Airman 1st Class											
Airman 2nd Class											
Airman 3rd Class											
Basic Airman											

a/ Includes both Air Force Nurses and Medical Specialists. b/ Not applicable prior to June 1953.
c/ Includes Male Nurses and Male Medical Specialists.
Source: Personnel Statistics Division, Directorate of Statistical Services, Comptroller of the Air Force.

TABLE 148 — SUMMARY — DEPARTMENTAL STRENGTH OF FEMALE MEDICAL OFFICERS BY GRADE. IN WHICH-SERVING — 30 JUNE 1950 THROUGH FY 1958

END OF MONTH	TOTAL	GENERAL	COLONEL	LIEUTENANT COLONEL	MAJOR	CAPTAIN	FIRST LIEUTENANT	SECOND LIEUTENANT	WARRANT OFFICER
	FISCAL YEAR SUMMARIES								
30 June 1950	1,207	-	-	4	16	386	640	161	-
30 June 1951	2,246	-	-	6	46	649	929	616	-
30 June 1952	2,879	-	2	11	95	814	1,073	884	-
30 June 1953	3,110	-	2	16	139	844	1,345	764	-
30 June 1954	2,764	-	2	21	141	870	1,185	545	-
30 June 1955	2,371	-	2	19	145	891	1,015	299	-
30 June 1956	2,696	-	2	22	145	988	1,030	509	-
30 June 1957	3,065	-	2	27	181	1,027	1,166	662	-
30 June 1958									
30 June 1959									
30 June 1960									
		FY 1958 a/							
July (1957)	3,022	-	2	28	177	1,022	1,168	625	-
August	3,048	-	2	28	178	1,029	1,177	634	-
September	3,046	-	2	25	179	1,029	1,202	609	-
October	3,054	-	2	28	181	1,026	1,241	576	-
November	3,043	-	2	33	200	1,021	1,258	529	-
December	2,986	-	2	26	238	939	1,275	506	-
January (1958)	2,939	-	2	28	274	902	1,274	459	-
February	2,925	-	2	26	284	884	1,293	436	-
March	2,945	-	2	30	301	882	1,296	434	-
April	2,930	-	3	35	295	903	1,266	428	-
May	2,893	-	3	38	305	918	1,236	393	-
June	2,931	-	4	34	309	922	1,263	399	-

a/ Includes Male Nurses and Male Medical Specialists.

Source: Personnel Statistics Division, Directorate of Statistical Services, Comptroller of the Air Force.

TABLE 149 — SUMMARY -- USAF OFFICERS BY AERONAUTICAL RATING, BY FLYING STATUS, BY GRADE IN WHICH SERVING — FY 1949 THROUGH FY 1958

(Table below depicts data developed for operational and planning purposes and will not necessarily agree with the official total strength or grade strength of the Air Force for the date indicated or with tables containing similar data as of 31 December 1957.)

AERONAUTICAL RATING AND FISCAL YEAR	30 SEPTEMBER		31 DECEMBER		31 MARCH		30 JUNE	
	On Flying Status	Not on Flying Status	On Flying Status	Not on Flying Status	On Flying Status	Not on Flying Status	On Flying Status	Not on Flying Status
	FISCAL YEAR SUMMARIES							
FY 1949								
PILOT - TOTAL	24,911	616	26,720	624	28,269	482	28,668	625
AIRCRAFT OBSERVER - TOTAL	5,015	638	5,193	648	5,369	702	5,496	653
NON-RATED - TOTAL	654	18,840	663	20,100	620	21,320	550	21,676
FY 1950								
PILOT - TOTAL	28,485	497	30,396	630	27,282	1,668	25,640	2,893
AIRCRAFT OBSERVER - TOTAL	5,756	604	5,793	598	5,329	782	5,190	801
NON-RATED - TOTAL	892	23,607	614	22,678	782	21,631	929	21,352
FY 1951								
PILOT - TOTAL	27,504	2,545	30,835	2,067	36,198	2,587	43,256	3,601
AIRCRAFT OBSERVER - TOTAL	5,855	861	7,133	1,023	9,290	1,425	11,636	2,074
NON-RATED - TOTAL	763	24,198	1,070	27,375	1,127	32,421	1,562	41,912
FY 1952								
PILOT - TOTAL	45,144	3,936	a/ 45,695	a/ 3,417	46,004	4,121	46,425	4,448
AIRCRAFT OBSERVER - TOTAL	12,829	2,409	a/ 13,938	a/ 2,232	14,057	2,776	14,321	2,893
NON-RATED - TOTAL	1,842	49,131	a/ 2,531	a/ 51,430	2,869	51,655	3,408	54,665
FY 1953 b/								
PILOT - TOTAL	46,883	4,446	46,596	4,033	47,239	3,930	48,469	3,514
AIRCRAFT OBSERVER - TOTAL	14,187	2,664	14,122	2,436	13,840	2,326	14,104	2,263
NON-RATED - TOTAL	2,615	60,213	2,994	58,563	3,352	57,767	3,391	57,232
FY 1954								
PILOT - TOTAL	47,747	3,068	47,806	3,028	48,448	2,874	49,503	2,895
AIRCRAFT OBSERVER - TOTAL	14,060	1,980	14,424	1,964	15,004	1,959	15,522	1,922
NON-RATED - TOTAL	3,808	50,770	5,020	49,772	4,825	50,958	4,785	53,791
FY 1955								
PILOT - TOTAL	50,682	2,885	51,297	2,920	52,285	2,845	53,007	2,942
AIRCRAFT OBSERVER - TOTAL	16,239	1,982	17,008	2,015	17,948	2,088	18,654	2,159
NON-RATED - TOTAL	5,436	52,287	5,964	51,830	6,191	51,595	7,497	51,325
FY 1956								
PILOT - TOTAL	53,404	3,085	54,570	3,021	54,897	3,300	55,490	3,045
AIRCRAFT OBSERVER - TOTAL	18,790	2,195	19,088	2,215	19,158	2,312	19,526	2,229
NON-RATED - TOTAL	7,602	55,783	7,132	56,195	8,385	54,329	9,125	52,678
FY 1957								
PILOT - TOTAL	56,082	3,020	56,847	3,203	57,249	3,399	57,643	3,495
NAVIGATOR/OBSERVER - TOTAL	19,474	2,160	19,339	2,329	19,891	2,395	20,180	2,897
FLIGHT SURGEON - TOTAL	448	70	330	198	419	220	574	82
NON-RATED - TOTAL	7,899	52,197	7,125	52,083	6,382	51,465	5,961	50,031
FY 1958								
PILOT - TOTAL								
NAVIGATOR/OBSERVER - TOTAL								
FLIGHT SURGEON - TOTAL								
NON-RATED - TOTAL								
FY 1959								
PILOT - TOTAL								
NAVIGATOR/OBSERVER - TOTAL								
FLIGHT SURGEON - TOTAL								
NON-RATED - TOTAL								
FY 1960								
PILOT - TOTAL								
NAVIGATOR/OBSERVER - TOTAL								
FLIGHT SURGEON - TOTAL								
NON-RATED - TOTAL								

TABLE 149 — SUMMARY — USAF OFFICERS BY AERONAUTICAL RATING, BY FLYING STATUS, BY GRADE IN WHICH SERVING — FY 1949 THROUGH FY 1958 (CONTINUED)

AERONAUTICAL RATING AND GRADE	30 SEPTEMBER 1957		31 DECEMBER 1957		31 MARCH 1958		30 JUNE 1958	
	On Flying Status	Not on Flying Status	On Flying Status	Not on Flying Status	On Flying Status	Not on Flying Status	On Flying Status	Not on Flying Status
PILOT - TOTAL	57,191	3,220	56,771	3,246	55,172	3,713	54,910	3,828
General	348	8	339	9	343	10	339	13
Colonel	2,768	105	2,756	104	2,750	119	2,860	127
Lieutenant Colonel	4,237	239	4,251	245	4,219	269	4,405	299
Major	10,815	838	10,743	853	10,800	981	10,942	1,030
Captain	18,428	1,801	18,229	1,796	17,825	2,102	18,327	2,156
First Lieutenant	18,421	201	17,852	197	17,036	214	16,660	178
Second Lieutenant	2,174	12	2,601	26	2,199	9	1,377	11
Warrant Officer	-	16	-	16	-	9	-	14
NAVIGATOR/OBSERVER - TOTAL	19,939	2,467	19,541	2,467	18,730	2,745	18,704	2,759
General	2	2	1	2	2	2	1	2
Colonel	52	69	51	67	51	73	62	74
Lieutenant Colonel	552	196	557	208	525	230	576	239
Major	2,279	645	2,211	659	2,252	733	2,292	761
Captain	5,832	1,332	5,718	1,354	5,499	1,512	5,753	1,494
First Lieutenant	9,166	164	8,994	157	8,865	168	8,870	158
Second Lieutenant	2,056	55	2,009	18	1,536	22	1,150	24
Warrant Officer	-	4	-	2	-	5	-	7
FLIGHT SURGEON - TOTAL	535	66	534	71	598	70	632	69
General	17	1	17	1	18	1	18	1
Colonel	175	3	177	4	181	5	201	5
Lieutenant Colonel	132	13	134	11	135	10	142	13
Major	107	20	110	19	117	16	104	19
Captain	101	27	94	36	146	38	167	31
First Lieutenant	2	2	2	-	1	-	-	-
Second Lieutenant	1	-	-	-	-	-	-	-
Warrant Officer	-	-	-	-	-	-	-	-
NON-RATED - TOTAL	4,915	50,596	3,702	49,451	3,396	48,533	3,665	48,445
General	-	49	-	50	-	48	-	53
Colonel	5	1,447	4	1,425	5	1,410	6	1,445
Lieutenant Colonel	19	4,196	20	4,087	18	4,022	20	4,107
Major	76	7,413	68	7,220	74	7,145	62	7,168
Captain	374	13,571	416	13,268	432	13,522	472	14,308
First Lieutenant	577	13,080	420	11,882	367	10,748	366	10,843
Second Lieutenant	3,847	6,383	2,758	6,941	2,489	7,064	2,727	6,010
Warrant Officer	17	4,457	16	4,578	11	4,574	12	4,511

a/ 30 November 1951 data used. December data not available.
b/ All data prior to 31 March 1953 have an as of date of the 15th of the month.
Source: Personnel Statistics Division, Directorate of Statistical Services, Comptroller of the Air Force.

TABLE 150 — USAF OFFICERS BY AERONAUTICAL STATUS — FY 1958

(Table below depicts data developed for operational and planning purposes and will not necessarily agree with the official total strength or grade strength of the Air Force for the date indicated or with tables containing similar data as of 31 December 1957.)

RATING AND DESIGNATION	30 SEPTEMBER 1957		31 DECEMBER 1957		31 MARCH 1958		30 JUNE 1958	
	On Flying Status	Not on Flying Status	On Flying Status	Not on Flying Status	On Flying Status	Not On Flying Status	On Flying Status	Not on Flying Status
TOTAL	82,580	56,349	80,548	55,235	77,896	55,061	77,911	55,101
RATED - TOTAL	77,665	5,753	76,846	5,784	74,500	6,528	74,246	6,656
Pilot - Total	57,191	3,220	56,771	3,246	55,172	3,713	54,910	3,828
Command	5,580	58	6,884	52	8,434	67	10,384	114
Senior	24,734	480	23,970	487	22,682	633	21,328	662
Pilot	26,877	2,682	25,917	2,707	24,056	3,013	23,198	3,052
Aircraft Observer - Total	8,521	2,051	6,465	2,041	4,726	2,136	3,848	2,095
Senior	1,995	109	1,511	116	1,116	131	939	133
Aircraft Observer	6,526	1,942	4,954	1,925	3,610	2,005	2,909	1,962
Navigator - Total	11,418	416	13,076	426	14,004	609	14,856	664
Senior	3,200	36	3,889	46	4,512	74	5,000	91
Navigator	8,218	380	9,187	380	9,492	535	9,856	573
Flight Surgeon - Total	535	66	534	71	598	70	632	69
Chief	67	2	69	2	74	3	76	2
Senior	104	10	103	10	104	6	104	6
Flight Surgeon	364	54	362	59	420	61	452	61
NON-RATED - TOTAL a/	4,915	50,596	3,702	49,451	3,396	48,533	3,665	48,445
Aeronautical Designation - Total	441	539	494	585	506	587	508	612
Aviation Medical Examiner	266	66	320	92	341	81	351	74
Flight Nurse	175	473	174	493	165	506	157	538
Other - Total	4,474	50,057	3,208	48,866	2,890	47,946	3,157	47,833

a/ Includes Warrant Officers

Source: Personnel Statistics Division, Director of Statistical Services, Comptroller of the Air Force

[redacted]

TABLE 151 — SUMMARY — USAF OFFICERS BY AERONAUTICAL RATING, BY FLYING STATUS, BY COMMAND — 15 JUN 1949 THROUGH 30 JUN 1958

(Table below depicts data developed for operational and planning purposes and will not necessarily agree with the official total strength or grade strength of the Air Force for the date indicated or with tables containing similar data as of 31 December 1957.)

FUNCTIONAL GROUP AND FISCAL YEAR ENDS	TOTAL		PILOT		NAV/OBS		OTHER	
	On Flying Status	Not on Flying Status	On Flying Status	Not on Flying Status	On Flying Status	Not on Flying Status	On Flying Status	Not on Flying Status
	FISCAL YEAR SUMMARIES							
15 JUNE 1949 - TOTAL	34,714	22,954	28,668	625	5,496	653	550	21,676
Students, Transients, and Patients - Total	3,467	2,074	2,203	116	1,026	56	238	1,902
Permanent Party - Total	31,247	20,880	26,465	509	4,470	597	312	19,774
CONTINENTAL US - TOTAL	21,321	15,178	17,877	352	3,204	397	240	14,429
OVERSEAS - TOTAL	9,926	5,702	8,588	157	1,266	200	72	5,345
15 JUNE 1950 - TOTAL	31,759	25,046	25,640	2,893	5,190	801	929	21,352
Students, Transients, and Patients - Total	4,092	2,883	2,773	332	698	80	621	2,471
Permanent Party - Total	27,667	22,163	22,867	2,561	4,492	721	308	18,881
CONTINENTAL US - TOTAL	21,344	16,735	17,278	1,803	3,837	544	229	14,388
OVERSEAS - TOTAL	6,323	5,428	5,589	758	655	177	79	4,493
15 JUNE 1951 - TOTAL	56,454	47,587	43,256	3,601	11,636	2,074	1,562	41,912
Students, Transients, and Patients - Total	5,513	4,007	2,743	265	1,900	142	870	3,600
Permanent Party - Total	50,941	43,580	40,513	3,336	9,736	1,932	692	38,312
CONTINENTAL US - TOTAL	39,685	34,968	31,305	2,784	7,900	1,641	480	30,543
OVERSEAS - TOTAL	11,256	8,612	9,208	552	1,836	291	212	7,769
15 JUNE 1952 - TOTAL	64,154	62,006	46,425	4,448	14,321	2,893	3,408	54,665
Students, Transients, and Patients - Total	8,281	4,463	3,577	285	2,515	140	2,189	4,038
Permanent Party - Total	55,873	57,543	42,848	4,163	11,806	2,753	1,219	50,627
CONTINENTAL US - TOTAL	40,954	42,837	30,848	3,000	9,259	2,157	847	37,680
OVERSEAS - TOTAL	14,919	14,706	12,000	1,163	2,547	596	372	12,947
30 JUNE 1953 - TOTAL	65,964	63,009	48,469	3,514	14,104	2,263	3,391	57,232
Students, Transients, and Patients - Total	9,075	7,854	4,148	258	2,355	171	2,572	7,425
Permanent Party - Total	56,889	55,155	44,321	3,256	11,749	2,092	819	49,807
CONTINENTAL US - TOTAL	41,334	38,244	31,596	2,161	9,222	1,429	516	34,654
OVERSEAS - TOTAL	15,555	16,911	12,725	1,095	2,527	663	303	15,153
30 JUNE 1954 - TOTAL	69,810	58,608	49,503	2,895	15,522	1,922	4,785	53,791
Students, Transients, and Patients - Total	10,383	8,981	4,188	277	2,302	118	3,893	8,586
Permanent Party - Total	59,427	49,627	45,315	2,618	13,220	1,804	892	45,205
CONTINENTAL US - TOTAL	44,113	33,727	33,271	1,750	10,249	1,192	593	30,785
OVERSEAS - TOTAL	15,314	15,900	12,044	868	2,971	612	299	14,420
30 JUNE 1955 - TOTAL	79,158	56,426	53,007	2,942	18,654	2,159	7,497	51,325
Students, Transients, and Patients - Total	14,268	4,556	4,793	228	2,352	177	7,123	4,151
Permanent Party - Total	64,890	51,870	48,214	2,714	16,302	1,982	374	47,174
CONTINENTAL US - TOTAL	49,664	34,861	36,140	1,861	13,338	1,347	186	31,653
OVERSEAS - TOTAL	15,226	17,009	12,074	853	2,964	635	188	15,521
30 JUNE 1956 - TOTAL	84,141	57,952	55,490	3,045	19,526	2,229	9,125	52,678
Students, Transients, and Patients - Total	14,712	4,593	3,801	210	2,819	151	8,092	4,232
Permanent Party - Total	69,429	53,359	51,689	2,835	16,707	2,078	1,033	48,446
CONTINENTAL US - TOTAL	53,168	37,083	38,725	1,970	13,778	1,453	665	33,660
OVERSEAS - TOTAL	16,261	16,276	12,964	865	2,929	625	368	14,786
30 JUNE 1957 - TOTAL	84,358	56,505	57,643	3,495	20,180	2,897	6,535	50,113
Students, Transients, and Patients - Total	12,483	4,949	3,967	318	3,141	209	5,375	4,422
Permanent Party - Total	71,875	51,556	53,676	3,177	17,039	2,688	1,160	45,691
CONTINENTAL US - TOTAL	56,510	35,780	41,387	2,206	14,368	1,943	755	31,631
OVERSEAS - TOTAL	15,365	15,776	12,289	971	2,671	745	405	14,060
30 JUNE 1958 - TOTAL								
Students, Transients, and Patients - Total								
Permanent Party - Total								
CONTINENTAL US - TOTAL								
OVERSEAS - TOTAL								
30 JUNE 1959 - TOTAL								
Students, Transients, and Patients - Total								
Permanent Party - Total								
CONTINENTAL US - TOTAL								
OVERSEAS - TOTAL								
30 JUNE 1960 - TOTAL								
Students, Transients, and Patients - Total								
Permanent Party - Total								
CONTINENTAL US - TOTAL								
OVERSEAS - TOTAL								

[redacted]

TABLE 151 — SUMMARY — USAF OFFICERS BY AERONAUTICAL RATING, BY FLYING STATUS, BY COMMAND — 15 JUN 1949 THROUGH 30 JUN 1958 (CONTINUED)

(Air Proving Ground was transferred to Air Research and Development Command 1 Dec 1957, Consequently no statistics are shown for it in the table below)

COMMAND AND FUNCTIONAL GROUP	TOTAL		PILOT		NAV/OBS		OTHER	
	On Flying Status	Not on Flying Status	On Flying Status	Not on Flying Status	On Flying Status	Not on Flying Status	On Flying Status	Not on Flying Status
	FY 1958							
31 DECEMBER 1957 - TOTAL	80,547	55,238	56,771	3,246	19,540	2,469	4,236	49,523
STUDENTS, TRANSIENTS, AND PATIENTS - TOTAL	9,897	4,486	3,796	211	3,041	155	3,060	4,120
PERMANENT PARTY - TOTAL	70,650	50,752	52,975	3,035	16,499	2,314	1,176	45,403
CONTINENTAL US - TOTAL	55,843	35,121	41,110	2,138	13,938	1,577	795	31,406
Air Defense Command	7,143	5,041	5,612	347	1,464	187	67	4,507
Air Force Finance Division	5	50	4	1	1	4	-	45
Air Materiel Command	1,230	2,250	1,009	125	187	93	34	2,032
Air Research and Development Command	2,666	3,306	2,169	161	400	143	97	3,002
Air Training Command	7,935	4,899	6,082	285	1,714	179	139	4,435
Air University	1,312	1,259	1,076	92	178	68	58	1,099
Continental Air Command	1,225	1,500	956	108	237	66	32	1,326
Headquarters Command, USAF	1,033	2,622	917	175	89	149	27	2,298
Headquarters, US Air Force	1,591	1,443	1,445	105	109	101	37	1,237
Military Air Transport Service	6,266	3,078	4,588	172	1,558	84	120	2,822
Strategic Air Command	20,135	6,691	12,764	397	7,251	383	120	5,911
Tactical Air Command	4,947	2,306	4,221	128	663	85	63	2,093
USAF Academy	263	151	198	13	65	13	-	125
USAF Security Service	92	525	69	29	22	22	1	474
OVERSEAS - TOTAL	14,807	15,631	11,865	897	2,561	737	381	13,997
Air Materiel Command	393	908	351	64	41	38	1	806
Air Research and Development Command	16	3	13	-	3	-	-	3
Alaskan Air Command	642	934	493	52	132	33	17	849
Caribbean Air Command	127	116	117	13	3	9	7	94
Headquarters Command, USAF	1,017	934	932	52	77	53	8	829
Military Air Transport Service	2,307	1,800	1,636	105	588	64	83	1,631
Pacific Air Force	3,539	3,654	2,916	222	538	153	85	3,279
Strategic Air Command	1,256	1,838	837	110	385	141	34	1,587
US Air Force, Europe	5,354	4,992	4,459	253	749	215	146	4,524
USAF Security Service	156	452	111	26	45	31	-	395
30 JUNE 1958 - TOTAL	77,911	55,101	54,910	3,828	18,704	2,759	4,297	48,514
STUDENTS AND PATIENTS - TOTAL	9,177	3,543	3,205	211	2,933	167	3,039	3,165
PERMANENT PARTY - TOTAL	68,734	51,558	51,705	3,617	15,771	2,592	1,258	45,349
CONTINENTAL US - TOTAL	54,670	36,252	40,535	2,584	13,282	1,787	853	31,881
Air Defense Command	7,190	5,513	5,739	422	1,401	239	50	4,852
Air Force Finance Division	3	50	2	1	1	4	-	45
Air Materiel Command	1,350	2,281	1,110	147	200	98	40	2,036
Air Research and Development Command	2,534	3,089	2,084	184	372	144	78	2,761
Air Training Command	6,911	4,801	5,407	307	1,342	206	162	4,288
Air University	1,461	1,337	1,221	117	180	88	60	1,132
Continental Air Command	1,183	1,460	958	125	196	72	29	1,263
Headquarters Command, USAF	1,112	2,716	984	182	96	173	32	2,361
Headquarters, US Air Force	1,605	1,423	1,465	116	101	101	39	1,206
Military Air Transport Service	5,929	3,271	4,401	202	1,403	88	125	2,981
Strategic Air Command	20,271	7,314	12,698	560	7,407	433	166	6,321
Tactical Air Command	4,737	2,267	4,169	170	496	103	72	1,994
USAF Academy	296	197	227	15	69	16	-	166
USAF Security Service	88	533	70	36	18	22	-	475
OVERSEAS - TOTAL	14,064	15,306	11,170	1,033	2,489	805	405	13,468
Air Materiel Command	382	878	333	89	47	62	2	727
Air Research and Development Command	15	5	12	-	3	-	-	5
Alaskan Air Command	554	858	439	60	93	37	22	761
Caribbean Air Command	128	117	119	14	3	6	6	97
Headquarters Command, USAF	1,028	959	941	66	77	50	10	843
Military Air Transport Service	2,252	1,815	1,600	116	573	69	79	1,630
Pacific Air Force	3,337	3,402	2,673	198	569	161	95	3,043
Strategic Air Command	1,258	1,951	858	148	365	156	35	1,647
US Air Force, Europe	4,960	4,831	4,089	316	715	231	156	4,284
USAF Security Service	150	490	106	26	44	33	-	431

Source: Personnel Statistics Division, Directorate of Statistical Services, Comptroller of the Air Force.

TABLE 152 — USAF OFFICERS ON FLYING STATUS BY AERONAUTICAL RATING, BY AGE — 31 DEC 1957 AND 30 JUN 1958

(Non-rated officers referenced below include Flight Surgeons. Table includes generals.)

AGE GROUP	31 DECEMBER 1957				30 JUNE 1958			
	Total	Pilot	Navigator/ Observer	Non-Rated	Total	Pilot	Navigator/ Observer	Non-Rated
TOTAL	80,543	56,771	19,540	4,232	77,911	54,910	18,704	4,297
20 through 24 - Total	15,428	7,581	5,353	2,494	9,167	3,882	3,078	2,207
20	39	16	21	2	1	1	-	-
21	378	154	184	40	110	47	57	6
22	1,994	867	632	495	662	245	245	172
23	5,595	2,354	1,837	1,404	2,884	934	704	1,246
24	7,422	4,190	2,679	553	5,510	2,655	2,072	783
25 through 29 - Total	19,453	13,040	5,489	924	22,423	14,482	6,890	1,051
25	5,866	3,791	1,850	225	6,639	3,908	2,465	266
26	4,248	2,751	1,290	207	5,123	3,332	1,607	184
27	3,798	2,542	996	260	3,975	2,593	1,137	245
28	3,105	2,153	790	162	3,667	2,531	914	222
29	2,436	1,803	563	70	3,019	2,118	767	134
30 through 34 - Total	13,076	10,195	2,681	200	11,123	8,546	2,378	199
30	1,345	1,021	285	39	2,371	1,767	549	55
31	1,322	1,020	269	33	1,308	992	282	34
32	2,659	2,000	624	35	1,283	996	260	27
33	3,621	2,895	676	50	2,620	1,968	616	36
34	4,129	3,259	827	43	3,541	2,823	671	47
35 through 39 - Total	23,516	19,021	4,300	195	22,735	18,446	4,076	213
35	4,616	3,727	834	55	4,019	3,173	804	42
36	5,535	4,509	980	46	4,386	3,564	767	55
37	5,187	4,226	920	41	5,276	4,304	928	44
38	4,274	3,469	781	24	4,952	4,064	847	41
39	3,904	3,090	785	29	4,102	3,341	730	31
40 through 44 - Total	7,657	5,903	1,614	140	10,770	8,430	2,200	140
40	3,092	2,388	674	30	3,711	2,962	723	26
41	2,254	1,730	498	26	2,959	2,300	626	33
42	1,447	1,102	316	29	2,162	1,672	462	28
43	569	446	99	24	1,396	1,072	295	29
44	295	237	27	31	542	424	94	24
45 through 49 - Total	791	614	40	137	926	735	52	139
45	197	153	12	32	283	231	23	29
46	177	146	7	24	184	144	10	30
47	155	116	9	30	172	142	5	25
48	144	114	6	24	146	106	9	31
49	118	85	6	27	141	112	5	24
50 through 54 - Total	354	276	7	71	406	306	10	90
50	78	62	1	15	108	78	4	26
51	95	73	3	19	68	53	1	14
52	92	74	2	16	91	70	3	18
53	57	41	-	16	89	71	2	16
54	32	26	1	5	50	34	-	16
55 through 59 - Total	51	35	1	15	73	53	1	19
55	25	16	1	8	29	24	-	5
56	10	7	-	3	24	15	1	8
57	10	9	-	1	9	6	-	3
58	4	1	-	3	7	6	-	1
59	2	2	-	-	4	2	-	2
60 and Older - Total	2	2	-	-	2	2	-	-
Unknown - Total	215	104	55	56	286	28	19	239

Source: Personnel Statistics Division, Directorate of Statistical Services, Comptroller of the Air Force.

[redacted]

TABLE 153 — PILOTS ON FLYING STATUS BY GRADE IN WHICH SERVING, BY AGE GROUP — 30 JUNE 1958

DUTY AND AGE	TOTAL	COLONEL	LIEUTENANT COLONEL	MAJOR	CAPTAIN	FIRST LIEUTENANT	SECOND LIEUTENANT
TOTAL	54,571	2,860	4,405	10,942	18,327	16,660	1,377
24 AND YOUNGER - TOTAL	3,882	-	-	-	2	2,849	1,031
25 THROUGH 29 - TOTAL	14,482	-	-	2	1,449	12,701	330
30 THROUGH 34 - TOTAL	8,546	1	48	644	6,795	1,049	9
35 THROUGH 39 - TOTAL	18,446	626	1,947	7,285	8,543	44	1
40 THROUGH 44 - TOTAL	8,376	1,676	2,254	2,931	1,513	2	-
45 AND OLDER - TOTAL	811	557	155	79	20	-	-
UNKNOWN - TOTAL	28	-	1	1	5	15	6
Crew - Total	25,947	14	592	2,843	9,013	12,615	870
24 and Younger	2,599	-	-	-	2	1,936	661
25 through 29	10,964	-	-	2	909	9,853	200
30 through 34	4,473	-	19	214	3,447	787	6
35 through 39	6,311	6	336	1,941	4,003	24	1
40 through 44	1,552	8	230	668	644	2	-
45 and Older	31	-	7	18	6	-	-
Unknown	17	-	-	-	2	13	2
Command, Operational Staff, and Technical - Total	8,760	1,159	1,444	2,884	2,738	528	7
24 and Younger	46	-	-	-	-	42	4
25 through 29	575	-	-	-	136	436	3
30 through 34	1,277	-	16	190	1,024	47	-
35 through 39	4,191	288	628	1,958	1,314	3	-
40 through 44	2,387	664	750	715	258	-	-
45 and Older	284	207	50	21	6	-	-
Unknown	-	-	-	-	-	-	-
Rated Mobilization and Professional Resource - Total	16,663	1,602	2,167	4,632	5,774	2,421	67
24 and Younger	601	-	-	-	-	552	49
25 through 29	1,952	-	-	-	260	1,676	16
30 through 34	2,325	1	11	198	1,937	176	2
35 through 39	7,120	311	870	2,953	2,970	16	-
40 through 44	4,174	949	1,188	1,441	596	-	-
45 and Older	485	341	97	39	8	-	-
Unknown	6	-	1	1	3	1	-
Pipeline - Total	3,201	85	202	583	802	1,096	433
24 and Younger	636	-	-	-	-	319	317
25 through 29	991	-	-	-	144	736	111
30 through 34	471	-	2	42	387	39	1
35 through 39	824	21	113	433	256	1	-
40 through 44	263	55	86	107	15	-	-
45 and Older	11	9	1	1	-	-	-
Unknown	5	-	-	-	-	1	4

Source: Personnel Statistics Division, Directorate of Statistical Services, Comptroller of the Air Force.

[redacted]

[redacted]

TABLE 154 — NAVIGATORS AND OBSERVERS ON FLYING STATUS BY GRADE IN WHICH SERVING, BY AGE GROUP — 30 JUNE 1958

DUTY AND AGE	TOTAL	COLONEL	LIEUTENANT COLONEL	MAJOR	CAPTAIN	FIRST LIEUTENANT	SECOND LIEUTENANT
TOTAL	18,703	62	576	2,292	5,753	8,870	1,150
24 AND YOUNGER - TOTAL	3,078	-	-	-	-	2,174	904
25 THROUGH 29 - TOTAL	6,890	-	-	4	432	6,210	244
30 THROUGH 34 - TOTAL	2,378	-	7	161	1,750	460	-
35 THROUGH 39 - TOTAL	4,076	5	161	1,206	2,696	8	-
40 THROUGH 44 - TOTAL	2,199	49	385	903	860	2	-
45 AND OLDER - TOTAL	63	8	23	18	14	-	-
UNKNOWN - TOTAL	19	-	-	-	1	16	2
Crew - Total	11,963	-	92	1,116	3,540	6,429	786
24 and Younger	2,231	-	-	-	-	1,600	631
25 through 29	4,865	-	-	4	246	4,460	155
30 through 34	1,461	-	4	113	993	351	-
35 through 39	2,355	-	44	571	1,733	7	-
40 through 44	1,024	-	43	419	560	2	-
45 and Older	18	-	1	9	8	-	-
Unknown	9	-	-	-	-	9	-
Command, Operational Staff and Technical - Total	637	6	152	352	114	13	-
24 and Younger	3	-	-	-	-	3	-
25 through 29	12	-	-	-	2	10	-
30 through 34	48	-	1	17	30	-	-
35 through 39	281	-	39	178	64	-	-
40 through 44	285	6	107	154	18	-	-
45 and Older	8	-	5	3	-	-	-
Unknown	-	-	-	-	-	-	-
Rated Mobilization and Professional Resource - Total	3,170	55	298	672	1,499	642	4
24 and Younger	96	-	-	-	-	92	4
25 through 29	600	-	-	-	112	488	-
30 through 34	600	-	2	23	514	61	-
35 through 39	1,056	5	61	361	628	1	-
40 through 44	784	42	219	284	239	-	-
45 and Older	33	8	16	4	5	-	-
Unknown	1	-	-	-	1	-	-
Pipeline - Total	2,933	1	34	152	600	1,786	360
24 and Younger	748	-	-	-	-	479	269
25 through 29	1,413	-	-	-	72	1,252	89
30 through 34	269	-	-	8	213	48	-
35 through 39	384	-	17	96	271	-	-
40 through 44	106	1	16	46	43	-	-
45 and Older	4	-	1	2	1	-	-
Unknown	9	-	-	-	-	7	2

Source: Personnel Statistics Division, Directorate of Statistical Services, Comptroller of the Air Force.

[redacted]

TABLE 155 — USAF OFFICERS BY COMPONENT, AERONAUTICAL STATUS, BY DUTY — FY 1958

(Table below excludes Generals and Warrant Officers. The table depicts data developed for operational and planning purposes and will not necessarily agree with the official total strength or grade strength of the Air Force for the dates indicated.)

SERVICE COMMITMENT, SOURCE OF COMMISSION, AND DUTY	RATED OFFICERS ON FLYING STATUS			
	Pilot		Navigator/Observer	
	31 December 1957	31 May 1958	31 December 1957	31 May 1958
TOTAL	56,432	54,527	19,539	18,691
REGULAR - TOTAL	15,022	23,344	2,358	4,571
CAREER RESERVE - TOTAL	36,059	28,209	14,119	12,016
ROTC - TOTAL	4,339	4,146	1,780	1,800
AVIATION CADET - TOTAL	27,742	20,872	10,652	8,781
OTHER - TOTAL	3,978	3,191	1,687	1,435
NON-CAREER RESERVE - TOTAL	5,351	2,974	3,062	2,104
ROTC - TOTAL	3,703	2,416	1,944	1,682
AVIATION CADET - TOTAL	1,553	509	1,070	394
OTHER - TOTAL	95	49	48	28
Crew - Total	26,208	25,997	12,393	11,958
Regular	3,699	8,121	1,045	2,269
Career Reserve - Total	18,729	15,960	9,069	8,124
ROTC	3,200	2,945	1,298	1,380
Aviation Cadet	13,794	11,560	6,789	5,855
Other	1,735	1,455	982	889
Non-Career Reserve - Total	3,780	1,916	2,279	1,565
ROTC	2,448	1,454	1,262	1,176
Aviation Cadet	1,270	432	981	370
Other	62	30	36	19
Command, Operational, and Technical - Total	10,100	8,679	624	625
Regular	4,354	5,283	246	399
Career Reserve - Total	5,637	3,316	371	222
ROTC	148	112	12	10
Aviation Cadet	4,785	2,765	308	184
Other	704	439	51	28
Non-Career Reserve - Total	109	80	7	4
ROTC	50	55	4	2
Aviation Cadet	53	21	3	2
Other	6	4	-	-
Rated Mobilization and Professional Resource-Total	16,330	16,448	3,481	3,173
Regular	5,793	8,292	750	1,257
Career Reserve - Total	9,696	7,249	2,521	1,839
ROTC	608	587	219	196
Aviation Cadet	7,717	5,650	1,932	1,391
Other	1,371	1,012	370	252
Non-Career Reserve - Total	841	907	210	77
ROTC	614	842	137	61
Aviation Cadet	207	50	67	14
Other	20	15	6	2
Pipeline - Total	3,794	3,403	3,041	2,935
Regular	1,176	1,648	317	646
Career Reserve - Total	1,997	1,684	2,158	1,831
ROTC	383	502	251	214
Aviation Cadet	1,446	897	1,623	1,351
Other	168	285	284	266
Non-Career Reserve - Total	621	71	566	458
ROTC	591	65	541	443
Aviation Cadet	23	6	19	8
Other	7	-	6	7

	RATED AND NON-RATED OFFICERS NOT ON FLYING STATUS	
	31 December 1957	31 May 1958
TOTAL	54,782	54,253
Regular	9,215	13,656
Career Reserve - Total	29,446	26,404
ROTC	6,375	5,665
Aviation Cadet	4,571	4,273
Other	18,500	16,466
Non-Career Reserve - Total	16,121	14,193
ROTC	8,957	6,832
Aviation Cadet	59	42
Other	7,105	7,319

Source: Personnel Statistics Division, Directorate of Statistical Services, Comptroller of the Air Force.

[redacted]

TABLE 156 — SUMMARY — AUTHORIZED AND ASSIGNED USAF OFFICERS BY OCCUPATIONAL FIELD BASED ON DUTY SPECIALTY — FY 1954 THROUGH FY 1958

(Effective as of 28 February 1958, data on officers became available only as of the last day of February, May, August, and November.)

OCCUPATIONAL FIELD	TOTAL ASSIGNED	PERMANENT PARTY		PIPELINE	
		Authorized	Assigned	Students	Transients and Patients
	FISCAL YEAR SUMMARIES				
FY 1954					
31 DECEMBER (1953) - TOTAL	121,454	118,611	105,104	11,545	4,805
30 JUNE (1954) - TOTAL	127,765	116,310	108,468	13,891	5,406
FY 1955					
31 DECEMBER (1954) - TOTAL	129,639	119,146	113,653	13,892	2,094
30 JUNE (1955) - TOTAL	132,484	122,701	114,463	15,455	2,566
FY 1956					
31 DECEMBER (1955) - TOTAL	138,894	126,806	120,637	16,445	1,812
30 JUNE (1956) - TOTAL	138,204	127,524	118,856	17,477	1,871
FY 1957					
31 DECEMBER (1956) - TOTAL	137,343	128,402	119,776	16,422	1,145
30 JUNE (1957) - TOTAL	135,859	124,587	118,709	15,333	1,817
FY 1958					
31 DECEMBER (1957) - TOTAL					
30 JUNE (1958) - TOTAL					
FY 1959					
31 DECEMBER (1958) - TOTAL					
30 JUNE (1959) - TOTAL					
FY 1960					
31 DECEMBER (1959) - TOTAL					
30 JUNE (1960) - TOTAL					
	FY 1958				
31 DECEMBER 1957 - TOTAL	130,838	118,219	116,644	12,970	1,224
Command and Director	4,887	4,280	4,584	287	16
Combat and Operations	57,231	47,384	49,217	7,720	294
Intelligence and Psychological Warfare	3,220	3,151	2,971	215	34
Photography and Cartography	353	366	327	20	6
Weather	1,833	1,904	1,589	236	8
Communications-Electronics	6,567	6,343	5,494	1,017	56
Armament	2,832	2,443	2,519	298	15
Maintenance Engineering	5,417	5,358	4,989	390	38
Installations Engineering	1,967	1,858	1,818	133	16
Transportation	1,293	1,358	1,194	85	14
Supply	5,778	6,240	5,525	198	55
Production and Procurement	1,602	1,534	1,495	101	6
Comptroller	2,779	2,811	2,611	152	16
Administrative Services	5,203	5,026	4,969	200	34
Information Services	706	688	672	27	7
Personnel	5,414	5,183	5,064	315	35
Education and Training	2,809	2,943	2,711	91	7
Air Police	1,092	1,089	1,042	39	11
Legal	1,182	1,275	1,168	8	6
Chaplain	1,150	1,083	1,120	17	13
Special Investigations	1,079	1,137	1,058	18	3
Research and Development	3,991	3,910	3,723	261	7
Medical	10,808	10,236	9,704	1,048	56
Unclassified	1,055	-	497	94	464
General Officer	590	619	583	-	7
31 MAY 1958 - TOTAL	127,743	114,143	115,050	12,385	a/ 308
Command and Director	4,132	3,612	3,899	233	-
Combat and Operations	55,821	46,989	48,204	7,617	-
Intelligence and Psychological Warfare	3,144	3,030	2,932	212	-
Photography and Cartography	344	316	326	18	-
Weather	1,846	1,833	1,593	253	-
Communications Electronics	6,744	5,984	5,766	976	2

[redacted]

TABLE 156 — SUMMARY — AUTHORIZED AND ASSIGNED USAF OFFICERS BY OCCUPATIONAL FIELD BASED ON DUTY SPECIALTY — FY 1954 THROUGH FY 1958 (CONTINUED)

OCCUPATIONAL FIELD	TOTAL ASSIGNED	PERMANENT PARTY		PIPELINE	
		Authorized	Assigned	Students	Transients and Patients
	FY 1958 - (CONTINUED)				
31 MAY 1958 - (CONTINUED)					
Guided Missile Maintenance	216	204	185	31	-
Armament	2,344	2,033	2,179	165	-
Maintenance Engineering	5,256	4,977	4,871	385	-
Installations Engineering	2,059	1,829	1,907	152	-
Transportation	1,317	1,288	1,267	50	-
Supply	5,804	5,983	5,603	199	2
Production Procurement	1,643	1,538	1,546	97	-
Comptroller	2,796	2,613	2,652	143	1
Administrative Services	5,146	4,666	4,968	178	-
Information Services	710	664	690	20	-
Personnel	5,045	4,697	4,798	246	1
Education and Training	2,971	2,944	2,871	99	1
Air Police	1,050	1,039	1,015	35	-
Legal	1,186	1,082	1,183	3	-
Chaplain	1,028	1,165	1,015	9	4
Special Investigations	1,130	1,073	1,115	15	-
Research and Development	3,936	4,051	3,704	232	-
Medical Services	2,112	1,905	1,771	341	-
Women's Medical Specialist	149	141	136	12	1
Medical Professional	3,396	3,019	2,882	514	-
Nurse	2,750	2,829	2,700	49	1
Dental	1,852	1,737	1,793	59	-
Veterinary	309	281	301	8	-
Unclassified	885	-	563	34	288
General Officer	622	621	615	-	7

a/ Effective as of 1 May 1958, Transients were changed from Pipeline to Permanent Party.

Source: Personnel Statistics Division, Directorate of Statistical Services, Comptroller of the Air Force

[redacted]

TABLE 157 — SUMMARY — AUTHORIZED AND ASSIGNED AIRMEN BY PRIMARY AIR FORCE SPECIALTY CODE (AFSC) WITHIN CAREER FIELD — FY 1954 THROUGH FY 1958

(Effective as of 30 June 1958, data based upon Primary AFS is no longer available, data is based upon Control AFS.)

CAREER FIELD	TOTAL ASSIGNED	PERMANENT PARTY		PIPELINE	
		Authorized	Assigned	Students	Transients and Patients
	FISCAL YEAR SUMMARIES				
FY 1954					
31 DECEMBER (1953) - TOTAL	773,943	677,127	669,326	66,259	38,358
30 JUNE (1954) - TOTAL	793,659	673,216	671,326	89,751	32,582
FY 1955					
31 DECEMBER (1954) - TOTAL	789,263	686,775	676,508	91,281	21,474
30 JUNE (1955) - TOTAL	794,484	703,839	677,159	95,102	22,223
FY 1956					
31 DECEMBER (1955) - TOTAL	770,714	700,452	666,726	85,674	18,314
30 JUNE (1956) - TOTAL	763,622	710,708	678,433	67,996	17,193
FY 1957					
31 DECEMBER (1956) - TOTAL	772,777	712,792	688,233	73,473	11,071
30 JUNE (1957) - TOTAL	777,215	727,797	709,757	53,929	13,529
FY 1958					
31 DECEMBER (1957) - TOTAL					
30 JUNE (1958) - TOTAL					
FY 1959					
31 DECEMBER (1958) - TOTAL					
30 JUNE (1959) - TOTAL					
FY 1960					
31 DECEMBER (1959) - TOTAL					
30 JUNE (1960) - TOTAL					
	FY 1958 - 31 DECEMBER 1957				
31 DECEMBER 1957 - TOTAL	741,948	732,570	692,396	38,959	10,593
Highly Technical - Total	355,729	313,453	332,043	19,098	4,588
Intelligence	9,623	7,432	8,157	1,011	455
Weather	6,869	5,587	6,600	212	57
Air Traffic Control and Warning	32,717	30,738	31,063	1,213	441
Communications Operations	43,966	35,724	40,241	2,891	834
Radio-Radar Systems	50,723	41,439	44,666	5,459	598
Guided Missile Systems	1,750	2,117	1,691	49	10
Armament Systems Maintenance	18,820	15,145	17,644	1,065	111
Atomic Weapons	1,482	1,047	1,443	19	20
Training Devices	2,281	2,580	2,115	140	26
Wire Maintenance	11,324	9,960	10,907	236	181
Intricate Equipment Maintenance	3,143	2,516	3,040	63	40
Aircraft Accessories Maintenance	25,876	21,643	24,853	788	235
Aircraft and Engine Maintenance	125,124	118,527	118,715	5,304	1,105
Munitions and Weapons Maintenance	18,179	15,672	17,462	470	247
Education and Training	3,852	3,326	3,446	178	228
Technical - Total	133,547	126,324	128,916	2,990	1,641
Production Control	1,360	2,517	1,350	2	8
Metal Working	11,921	10,192	11,485	323	113
Procurement	636	866	627	-	9
Finance, Accounting and Auditing	7,073	6,839	6,889	108	76
Statistical, Analysis, Data Processing, and Programming	6,711	7,423	6,560	86	65
Administrative	51,531	46,359	50,121	670	740
Information	1,703	1,581	1,676	12	15
Personnel	24,067	23,067	23,301	493	273
Special Investigations	1,003	960	984	18	1
Medical	20,917	20,077	19,632	1,026	259
Aircrew Protection	3,384	3,311	3,191	162	31
Dental	3,241	3,132	3,100	90	51
Semi-Technical - Total	232,864	226,685	225,487	4,367	3,010
Photomapping	4,831	4,061	4,750	25	56
Photographic	4,511	4,144	4,318	145	48

[redacted]

TABLE 157 — SUMMARY — AUTHORIZED AND ASSIGNED AIRMEN BY PRIMARY AIR FORCE SPECIALTY CODE (AFSC) WITHIN CAREER FIELD — FY 1954 THROUGH FY 1958 (CONTINUED)

CAREER FIELD	TOTAL ASSIGNED	PERMANENT PARTY		PIPELINE	
		Authorized	Assigned	Students	Transients and Patients
	FY 1958 - 31 DECEMBER 1957 - (CONTINUED)				
Semi-Technical - (Continued)					
Motorized and Miscellaneous Equipment Maintenance	20,823	19,257	20,341	146	336
Construction	10,946	12,899	10,715	85	146
Utilities	12,143	12,537	11,716	235	192
Firefighting	12,194	12,972	11,861	207	126
Fabric, Leather, and Rubber	4,394	3,527	4,121	226	47
Marine	744	324	683	38	23
Transportation	27,011	25,108	26,514	240	257
Food Service	23,658	21,952	22,889	411	358
Supply	66,420	64,562	63,925	1,683	812
Printing	1,403	1,263	1,367	12	24
Special Services	2,982	2,736	2,920	25	37
Band	2,131	2,341	2,008	89	34
Air Police	38,673	39,002	37,359	800	514
Basic Airman - Total	9,750	-	154	9,537	59
Reporting Codes - Total	10,058	66,108	5,796	2,967	1,295
	FY 1958 - 30 JUNE 1958				
30 JUNE 1958 - TOTAL a/	738,217	732,145	701,651	34,948	b/ 1,618
Highly Technical - Total	364,073	307,221	345,083	18,879	111
Intelligence	10,047	7,164	8,727	1,318	2
Weather	6,683	5,458	6,583	99	1
Air Traffic Control and Warning	36,053	30,395	34,545	1,500	8
Communications Operations	42,591	33,471	39,994	2,579	18
Radio-Radar Systems	52,677	40,652	47,705	4,963	9
Guided Missile Systems	2,264	2,316	2,220	42	2
Armament Systems Maintenance	18,254	15,009	17,213	1,038	3
Atomic Weapons	1,555	1,041	1,455	100	-
Training Devices	2,613	2,466	2,439	173	1
Wire Maintenance	10,680	9,500	10,573	105	2
Intricate Equipment Maintenance	2,904	2,301	2,875	28	1
Aircraft Accessories Maintenance	26,177	21,152	24,680	1,491	6
Aircraft and Engine Maintenance	129,937	117,900	125,007	4,877	53
Munitions and Weapons Maintenance	17,840	14,871	17,276	559	5
Education and Training	3,798	3,525	3,791	7	-
Technical - Total	128,176	119,401	125,611	2,523	42
Production Control	2,870	2,739	2,845	24	1
Metal Working	10,660	9,600	10,509	145	6
Procurement	1,022	946	1,022	-	-
Finance, Accounting and Auditing	6,883	6,407	6,828	54	1
Statistical, Analysis, Data Processing and Programming	7,687	7,076	7,495	192	-
Administrative	45,267	43,206	45,114	140	13
Information	1,790	1,350	1,787	1	2
Personnel	23,906	21,449	23,152	746	8
Special Investigations	971	904	956	15	-
Medical	20,037	19,480	19,084	946	7
Aircrew Protection	3,906	3,183	3,690	213	3
Dental	3,177	3,061	3,129	47	1
Semi-Technical - Total	226,450	214,634	224,020	2,365	65
Photomapping	4,645	3,795	4,642	2	1
Photographic	3,976	3,704	3,899	77	-
Motorized and Miscellaneous Equipment Maintenance	19,351	18,233	19,168	178	5
Construction	11,742	12,065	11,727	12	3
Utilities	14,405	12,638	14,172	227	6
Firefighting	12,687	12,296	12,573	114	-
Fabric, Leather, and Rubber	4,040	3,354	3,955	83	2
Marine	349	287	346	3	-
Transportation	25,894	24,501	25,857	24	13

[redacted]

TABLE 157 — SUMMARY — AUTHORIZED AND ASSIGNED AIRMEN BY PRIMARY AIR FORCE SPECIALTY CODE (AFSC) WITHIN CAREER FIELD — FY 1954 THROUGH FY 1958 (CONTINUED)

CAREER FIELD	TOTAL ASSIGNED	PERMANENT PARTY		PIPELINE	
		Authorized	Assigned	Students	Transients and Patients
	FY 1958 - 30 JUNE 1958 - (CONTINUED)				
Semi-Technical - (Continued)					
Food Service	21,301	21,357	21,261	31	9
Supply	64,434	60,903	63,850	566	18
Printing	1,396	1,230	1,395	-	1
Special Services	3,026	2,541	3,024	2	-
Band	2,071	1,766	1,973	97	1
Air Police	37,133	35,964	36,178	949	6
All Other - Total a/	19,518	61,722	6,937	11,181	1,400
Unallotted AFSC - Total	-	43,600	-	-	-
Overallotted AFSC - Total c/	-	14,433	-	-	-

a/ Includes Reporting Codes, Basic Airmen, Training Command Supplements, USAF Cadets, Pipeline Authorizations, and Upgrade Training Authorizations.
b/ Effective as of 1 May 1958, Transients were changed from Pipeline to Permanent Party.
c/ Overallotted AFSC must be deducted to compute total authorization.

Source: Personnel Statistics Division, Directorate of Statistical Services, Comptroller of the Air Force.

[redacted]

[redacted]

TABLE 158 — SUMMARY — AUTHORIZED AND ASSIGNED PERMANENT PARTY AIRMEN BY PRIMARY AF SPECIALTY WITHIN CAREER FIELD, BY SKILL LEVEL — FY 1954 THROUGH FY 1958

(Effective as of 30 June 1958, data based upon Primary AFS are no longer available, data are based upon Control AFS.)

OCCUPATIONAL AREA AND DATE	TOTAL		SKILL LEVEL STATUS							
			Unskilled (1)		Semi-Skilled (3)		Skilled (5)		Advanced (7)	
	Authorized	Assigned	Authorized	Assigned	Authorized	Assigned	Authorized	Assigned	Authorized	Assigned
	FISCAL YEAR SUMMARIES									
FY 1954										
31 DECEMBER (1953) - TOTAL	678,000	695,200	46,400	45,100	151,900	250,100	357,200	285,300	122,500	114,700
30 JUNE (1954) - TOTAL	673,100	668,800	36,100	37,200	166,400	195,300	348,100	312,900	122,500	123,400
FY 1955										
31 DECEMBER (1954) - TOTAL	684,646	668,261	34,436	60,160	166,547	180,943	355,590	300,359	128,073	126,799
30 JUNE (1955) - TOTAL	694,026	670,751	32,433	59,564	163,648	167,391	364,322	312,400	133,623	131,396
FY 1956										
31 DECEMBER (1955) - TOTAL	691,182	661,251	28,845	52,792	160,999	164,956	362,706	305,388	138,632	138,115
30 JUNE (1956) - TOTAL	688,621	674,956	24,870	44,657	161,373	160,642	361,861	323,693	140,517	145,964
FY 1957										
31 DECEMBER (1956) - TOTAL	693,498	684,937	24,341	36,857	163,119	153,704	361,247	341,524	144,791	152,852
30 JUNE (1957) - TOTAL	695,495	704,775	22,348	36,353	165,148	142,792	362,173	370,978	145,826	154,652
	FY 1958									
31 DECEMBER 1957 - TOTAL	666,462	686,446	22,581	34,016	231,585	124,972	285,637	369,626	126,659	157,832
Highly Technical - Total	313,453	332,043	2,954	2,645	99,604	69,241	138,855	179,562	72,040	80,595
Intelligence	7,432	8,157	3	18	2,865	2,961	2,663	3,326	1,901	1,852
Weather	5,587	6,600	10	1	2,727	1,093	1,706	4,007	1,144	1,499
Air Traffic Control and Warning	30,738	31,063	117	1,132	11,427	6,197	13,054	17,774	6,140	5,960
Communications Operations	35,724	40,241	278	127	13,913	8,394	16,572	24,771	4,961	6,949
Radio-Radar Systems	41,439	44,666	120	85	10,947	12,175	21,718	24,507	8,654	7,899
Guided Missile Systems	2,117	1,691	12	3	390	453	1,007	945	708	290
Armament Systems Maintenance	15,145	17,644	29	4	3,701	4,003	6,817	10,579	4,598	3,058
Atomic Weapons	1,047	1,443	-	1	70	298	529	859	448	285
Training Devices	2,580	2,115	9	7	1,080	405	834	982	657	721
Wire Maintenance	9,960	10,907	231	371	3,344	2,816	4,828	5,764	1,557	1,956
Intricate Equipment Maintenance	2,516	3,040	23	15	764	583	1,334	1,992	395	520
Aircraft Accessories Maintenance	21,643	24,853	118	89	7,067	5,772	11,289	15,402	3,169	3,590
Aircraft and Engine Maintenance	118,527	118,715	1,537	501	35,627	20,879	48,142	57,052	33,221	40,283
Munitions and Weapons Maintenance	15,672	17,462	466	284	5,565	3,082	6,712	10,172	2,929	3,924
Education and Training	3,326	3,446	1	7	177	200	1,650	1,430	1,558	1,809
Technical - Total	126,324	128,916	2,038	9,960	38,882	19,430	56,479	63,614	28,925	35,912
Production Control	2,517	1,350	-	-	1,109	497	-	-	1,408	853
Metal Working	10,192	11,485	168	484	3,866	2,352	4,893	6,437	1,265	2,212

[redacted]

TABLE 158 — SUMMARY — AUTHORIZED AND ASSIGNED PERMANENT PARTY AIRMEN BY PRIMARY AF SPECIALTY WITHIN CAREER FIELD, BY SKILL LEVEL — FY 1954 THROUGH FY 1958 (CONTINUED)

OCCUPATIONAL AREA AND DATE	TOTAL		SKILL LEVEL STATUS							
			Unskilled (1)		Semi-Skilled (3)		Skilled (5)		Advanced (7)	
	Authorized	Assigned	Authorized	Assigned	Authorized	Assigned	Authorized	Assigned	Authorized	Assigned
	FY 1958 - (CONTINUED)									
Technical - (Continued)										
Procurement	866	627	-	-	210	39	325	247	331	341
Finance, Accounting, and Auditing	6,839	6,889	58	51	1,961	1,063	3,137	3,823	1,683	1,952
Statistical, Analysis, Data Processing, and Programming	7,423	6,560	44	[illegible]58	1,969	1,370	3,612	3,071	1,798	1,761
Administration	46,359	50,121	984	[illegible]	15,665	7,909	22,585	23,498	7,125	10,822
Information	1,581	1,676	4	189	360	289	684	601	533	597
Personnel	23,067	23,301	97	277	4,692	2,650	8,932	9,331	9,346	11,043
Special Investigations	960	984	-	-	268	194	-	-	692	790
Medical	20,077	19,632	573	402	6,406	2,130	9,421	12,813	3,677	4,287
Aircrew Protection	3,311	3,191	35	285	1,333	610	1,330	1,588	613	708
Dental	3,132	3,100	75	22	1,043	327	1,560	2,205	454	546
Semi-Technical - Total	226,685	225,487	17,589	21,411	93,099	36,301	90,303	126,450	25,694	41,325
Photomapping	4,061	4,750	23	135	1,054	953	2,443	3,005	541	657
Photography	4,144	4,318	180	85	1,692	442	1,663	2,560	609	1,231
Motorized and Miscellaneous Equipment Maintenance	19,257	20,341	789	1,142	7,546	4,134	8,772	11,612	2,150	3,453
Construction	12,899	10,715	1,821	2,349	5,996	1,406	4,066	5,147	1,016	1,813
Utilities	12,537	11,716	1,118	1,731	4,735	2,826	5,620	5,619	1,064	1,540
Firefighting	12,972	11,861	1,498	2,066	6,348	2,153	4,437	6,357	689	1,285
Fabric, Leather, and Rubber	3,527	4,121	59	100	1,394	690	1,741	2,676	333	655
Marine	324	683	11	14	85	16	143	314	85	339
Transportation	25,108	26,514	1,424	4,880	12,693	4,169	9,225	13,978	1,766	3,487
Food Service	21,952	22,889	3,063	1,305	7,162	1,489	9,323	15,095	2,404	5,000
Supply	64,562	63,925	2,996	4,184	23,185	10,267	26,702	33,134	11,679	16,340
Printing	1,263	1,367	30	104	405	261	642	719	186	283
Special Services	2,736	2,920	235	447	1,059	661	1,064	1,171	378	641
Band	2,341	2,008	-	-	1,012	845	953	773	376	390
Air Police	39,002	37,359	4,342	2,869	18,733	5,989	13,509	24,290	2,418	4,211
30 JUNE 1958 - TOTAL	641,256	694,714	19,763	5,109	206,319	145,355	289,612	389,804	125,562	154,446
Highly Technical - Total	307,221	345,083	2,177	428	85,473	68,464	146,170	193,531	73,401	82,660
Intelligence	7,164	8,727	2	14	3,127	3,288	2,347	3,438	1,688	1,987
Weather	5,458	6,583	3	-	1,695	725	1,829	4,298	1,931	1,560
Air Traffic Control and Warning	30,395	34,545	68	56	8,721	8,494	15,293	19,496	6,313	6,499
Communications Operations	33,471	39,994	124	29	12,356	7,674	16,304	25,696	4,687	6,595
Radio-Radar Systems	40,652	47,705	37	22	9,111	12,213	22,649	27,230	8,855	8,240
Guided Missile Systems	2,316	2,220	10	2	368	659	1,019	1,228	919	331
Armament Systems Maintenance	15,009	17,213	9	7	3,330	3,973	7,168	10,160	4,502	3,073
Atomic Weapons	1,041	1,455	-	-	33	192	594	948	414	315

TABLE 158 — SUMMARY — AUTHORIZED AND ASSIGNED PERMANENT PARTY AIRMEN BY PRIMARY AF SPECIALTY WITHIN CAREER FIELD, BY SKILL LEVEL — FY 1954 THROUGH FY 1958 (CONTINUED)

OCCUPATIONAL AREA AND DATE	TOTAL		SKILL LEVEL STATUS							
			Unskilled (1)		Semi-Skilled (3)		Skilled (5)		Advanced (7)	
	Authorized	Assigned	Authorized	Assigned	Authorized	Assigned	Authorized	Assigned	Authorized	Assigned
	FY 1958 - (CONTINUED)									
Highly Technical - (Continued)										
Training Devices	2,466	2,439	6	-	1,017	964	800	789	643	686
Wire Maintenance	9,500	10,573	216	15	2,705	2,409	4,998	6,194	1,581	1,955
Intricate Equipment Maintenance	2,301	2,875	13	2	649	305	1,272	2,063	367	505
Aircraft Accessories Maintenance	21,152	24,680	99	17	6,436	4,298	11,381	16,600	3,236	3,765
Aircraft and Engine Maintenance	117,900	125,007	1,234	200	30,595	20,300	52,220	63,099	33,851	41,408
Munitions and Weapons Maintenance	14,871	17,276	338	64	5,111	2,368	6,555	10,859	2,867	3,985
Education and Training	3,525	3,791	18	-	219	602	1,741	1,433	1,547	1,756
Technical - Total	119,401	125,611	1,623	676	36,459	27,447	54,018	62,673	27,301	34,815
Production Control	2,739	2,845	-	-	1,365	1,716	-	-	1,374	1,129
Metal Working	9,600	10,509	158	49	3,433	1,927	4,760	6,615	1,249	1,918
Procurement	946	1,022	-	-	240	206	350	411	356	405
Finance, Accounting, and Auditing	6,407	6,828	37	17	1,821	1,155	2,969	3,618	1,580	2,038
Statistical, Analysis, Data Processing, and Programming	7,076	7,495	20	14	1,971	2,160	3,386	3,485	1,699	1,836
Administrative	43,206	45,114	744	361	13,959	12,701	21,748	22,384	6,755	9,668
Information	1,350	1,787	-	11	256	464	619	649	475	663
Personnel	21,449	23,152	95	36	4,459	3,023	8,314	9,517	8,581	10,576
Special Investigations	904	956	-	-	296	152	-	-	608	804
Medical	19,480	19,084	465	150	6,395	2,331	8,965	12,210	3,655	4,393
Aircrew Protection	3,183	3,690	31	30	1,295	1,142	1,336	1,714	521	804
Dental	3,061	3,129	73	8	969	470	1,571	2,070	448	581
Semi-Technical - Total	214,634	224,020	15,963	4,005	84,387	49,444	89,424	133,600	24,860	36,971
Photomapping	3,795	4,642	34	16	1,023	933	2,252	3,025	486	668
Photographic	3,704	3,899	126	23	1,467	467	1,612	2,388	499	1,021
Motorized and Miscellaneous Equipment Maintenance	18,233	19,168	536	173	6,858	3,034	8,733	12,276	2,106	2,885
Construction	12,065	11,727	1,633	497	5,295	4,280	4,131	5,368	1,006	1,582
Utilities	12,638	14,172	1,008	414	4,505	5,383	5,928	6,787	1,197	1,588
Firefighting	12,296	12,573	1,358	206	5,954	4,436	4,288	6,768	696	1,163
Fabric, Leather, and Rubber	3,354	3,955	69	9	1,303	644	1,658	2,758	324	544
Marine	287	346	5	8	74	11	124	178	84	149
Transportation	24,501	25,857	1,334	406	11,338	7,315	9,949	14,848	1,880	3,288
Food Service	21,357	21,261	3,415	904	6,749	1,137	8,937	15,099	2,256	4,121
Supply	60,903	63,850	2,600	946	20,564	12,399	26,656	35,623	11,083	14,882
Printing	1,230	1,395	25	19	386	299	640	793	179	284
Special Services	2,541	3,024	244	175	980	900	959	1,316	358	633
Band	1,766	1,973	-	-	708	765	712	798	346	410
Air Police	35,964	36,178	3,576	209	17,183	6,641	12,845	25,575	2,360	3,753

Source: Personnel Statistics Division, Directorate of Statistical Services, Comptroller of the Air Force

TABLE 159 — SUMMARY — GAINS AND LOSSES OF MILITARY PERSONNEL TO COMMAND STRENGTH BY IDENTITY — LAST HALF FY 1949 THROUGH FY 1958

(Table below includes SCARWAF through March 1956)

FISCAL YEAR	TOTAL	COMMISSIONED OFFICER			WARRANT OFFICER		ENLISTED	
		Male	Female	AFN/MSC	Male	Female	Male	Female
	GAINS							
LAST HALF FY 1949	54,059	4,146	a/ 274	-	824	-	47,640	1,175
FY 1950	99,731	5,912	a/ 897	-	175	3	90,648	2,096
FY 1951	433,122	47,685	194	1,098	819	-	378,276	5,050
FY 1952	296,037	20,776	435	1,004	1,766	-	265,985	6,071
FY 1953	212,045	b/ 25,152	-	-	145	-	c/ 186,748	-
FY 1954	174,665	20,538	55	505	131	-	150,625	2,811
FY 1955	237,778	19,774	17	342	547	1	213,599	3,498
FY 1956	188,204	19,883	35	793	474	-	163,442	3,577
FY 1957	163,190	12,265	73	830	742	-	146,278	3,002
FY 1958	114,647	9,253	125	453	208	-	101,180	3,428
FY 1959								
FY 1960								
	LOSSES							
LAST HALF FY 1949	47,024	1,219	a/ 40	-	81	1	45,571	112
FY 1950	107,801	7,331	a/ 337	-	160	4	99,308	661
FY 1951	60,875	4,724	36	178	247	-	54,526	1,164
FY 1952	121,379	6,608	76	428	277	1	111,443	2,546
FY 1953	207,416	b/ 25,999	-	-	287	-	c/ 181,130	-
FY 1954	199,743	20,644	286	877	436	1	172,775	4,724
FY 1955	221,677	11,968	103	714	240	1	203,746	4,905
FY 1956	235,815	15,465	109	530	459	1	215,284	3,967
FY 1957	152,424	14,661	81	475	183	-	133,640	3,384
FY 1958	163,366	16,966	81	603	214	-	141,846	3,656
FY 1959								
FY 1960								

a/ Includes female Air Force Nurses and Women Medical Specialists.

b/ Includes male and female Commissioned Officers.

c/ Includes female Enlisted personnel.

Source: Personnel Statistics Division, Directorate of Statistical Services, Comptroller of the Air Force.

TABLE 160 — GAINS AND LOSSES OF MILITARY PERSONNEL TO COMMAND STRENGTH — FY 1958

GAIN OR LOSS BY TYPE	TOTAL	JUL (1957)	AUG	SEP	OCT	NOV	DEC	JAN (1958)	FEB	MAR	APR	MAY	JUN
GAIN - TOTAL	114,647	12,212	12,217	9,012	9,209	8,781	7,591	10,798	11,387	8,989	7,532	7,293	9,626
OFFICER - TOTAL	9,831	1,130	1,242	941	1,025	333	631	805	471	981	474	589	1,209
WARRANT OFFICER - TOTAL	208	-	-	-	1	-	168	25	11	2	-	-	1
AIRMAN - TOTAL	104,608	11,082	10,975	8,071	8,183	8,448	6,792	9,968	10,905	8,006	7,058	6,704	8,416
To Extended Active Duty From Air Force Reserve (Airman) - Total	1,219	136	146	134	123	120	63	69	44	91	111	91	91
Officer	-	-	-	-	-	-	-	-	-	-	-	-	-
Warrant Officer	-	-	-	-	-	-	-	-	-	-	-	-	-
Airman	1,219	136	146	134	123	120	63	69	44	91	111	91	91
To Extended Active Duty From Air National Guard (Airman) - Total	11	-	-	-	1	-	-	1	-	3	4	-	2
Officer	-	-	-	-	-	-	-	-	-	-	-	-	-
Warrant Officer	-	-	-	-	-	-	-	-	-	-	-	-	-
Airman	11	-	-	-	1	-	-	1	-	3	4	-	2
To EAD From AFRes (Officer - Initial Tour) - Total	7,485	984	1,060	633	839	240	378	668	363	736	397	541	646
Officer	7,484	984	1,060	633	838	240	378	668	363	736	397	541	646
Warrant Officer	1	-	-	-	1	-	-	-	-	-	-	-	-
Airman	-	-	-	-	-	-	-	-	-	-	-	-	-
To EAD From AFRes (Officer - Second or Subsequent Tour) - Total	93	25	9	22	5	3	4	8	4	2	1	1	9
Officer	93	25	9	22	5	3	4	8	4	2	1	1	9
Warrant Officer	-	-	-	-	-	-	-	-	-	-	-	-	-
Airman	-	-	-	-	-	-	-	-	-	-	-	-	-
To EAD From ANG (Officer - Initial Tour) - Total	2	1	-	-	-	-	-	-	-	-	-	-	1
Officer	2	1	-	-	-	-	-	-	-	-	-	-	1
Warrant Officer	-	-	-	-	-	-	-	-	-	-	-	-	-
Airman	-	-	-	-	-	-	-	-	-	-	-	-	-
To EAD From ANG (Officer - Second or Subsequent Tour) - Total	9	3	-	-	2	1	-	1	-	-	1	1	-
Officer	9	3	-	-	2	1	-	1	-	-	1	1	-
Warrant Officer	-	-	-	-	-	-	-	-	-	-	-	-	-
Airman	-	-	-	-	-	-	-	-	-	-	-	-	-
To EAD From Retired Status (Officer) - Total	2	-	-	-	-	-	-	-	1	-	1	-	-
Officer	2	-	-	-	-	-	-	-	1	-	1	-	-
Warrant Officer	-	-	-	-	-	-	-	-	-	-	-	-	-
Airman	-	-	-	-	-	-	-	-	-	-	-	-	-
To EAD From Retired Status (Airman) - Total	23	1	2	2	1	2	2	1	1	4	1	3	3
Officer	-	-	-	-	-	-	-	-	-	-	-	-	-
Warrant Officer	-	-	-	-	-	-	-	-	-	-	-	-	-
Airman	23	1	2	2	1	2	2	1	1	4	1	3	3

TABLE 160 — GAINS AND LOSSES OF MILITARY PERSONNEL TO COMMAND STRENGTH — FY 1958 (CONTINUED)

GAIN OR LOSS BY TYPE	TOTAL	JUL (1957)	AUG	SEP	OCT	NOV	DEC	JAN (1958)	FEB	MAR	APR	MAY	JUN
Commissioned in Regular Air Force - Total	55	5	1	14	2	-	1	11	1	-	3	-	17
Officer	55	5	1	14	2	-	1	11	1	-	3	-	17
Warrant Officer	-	-	-	-	-	-	-	-	-	-	-	-	-
Airman	-	-	-	-	-	-	-	-	-	-	-	-	-
Commissioned in Regular Air Force From USMA, USNA - Total	327	-	-	-	-	-	-	-	-	-	-	-	327
Officer	327	-	-	-	-	-	-	-	-	-	-	-	327
Warrant Officer	-	-	-	-	-	-	-	-	-	-	-	-	-
Airman	-	-	-	-	-	-	-	-	-	-	-	-	-
Non-Prior Service - Total	62,296	8,306	8,152	5,398	5,232	5,150	3,073	4,846	6,021	3,672	3,306	3,747	5,393
Officer	-	-	-	-	-	-	-	-	-	-	-	-	-
Warrant Officer	-	-	-	-	-	-	-	-	-	-	-	-	-
Airman	62,296	8,306	8,152	5,398	5,232	5,150	3,073	4,846	6,021	3,672	3,306	3,747	5,393
Prior Active Military Service - Total	19,288	1,442	1,489	1,422	1,435	1,576	1,347	2,248	2,339	1,843	1,654	1,256	1,237
Officer	-	-	-	-	-	-	-	-	-	-	-	-	-
Warrant Officer	-	-	-	-	-	-	-	-	-	-	-	-	-
Airman	19,288	1,442	1,489	1,422	1,435	1,576	1,347	2,248	2,339	1,843	1,654	1,256	1,237
Former Commissioned Officer or Warrant Officer - Total	574	7	4	7	8	8	115	67	201	53	70	19	15
Officer	-	-	-	-	-	-	-	-	-	-	-	-	-
Warrant Officer	-	-	-	-	-	-	-	-	-	-	-	-	-
Airman	574	7	4	7	8	8	115	67	201	53	70	19	15
For Aviation Cadet - Total	1,184	106	74	20	108	70	104	131	45	91	128	182	125
Officer	-	-	-	-	-	-	-	-	-	-	-	-	-
Warrant Officer	-	-	-	-	-	-	-	-	-	-	-	-	-
Airman	1,184	106	74	20	108	70	104	131	45	91	128	182	125
For Officer Candidate School - Total	11	-	-	2	-	-	2	-	-	5	1	-	1
Officer	-	-	-	-	-	-	-	-	-	-	-	-	-
Warrant Officer	-	-	-	-	-	-	-	-	-	-	-	-	-
Airman	11	-	-	2	-	-	2	-	-	5	1	-	1
Airman within 90 days of Separation from Regular Air Force - Total	16,982	841	834	782	978	1,234	1,828	2,329	2,013	1,967	1,573	1,230	1,373
Officer	-	-	-	-	-	-	-	-	-	-	-	-	-
Warrant Officer	-	-	-	-	-	-	-	-	-	-	-	-	-
Airman	16,982	841	834	782	978	1,234	1,828	2,329	2,013	1,967	1,573	1,230	1,373
Airman within 90 Days of Separation from Non-Regular Air Force Extended Active Duty Status - Total	17	1	-	2	1	-	13	-	-	-	-	-	-
Officer	-	-	-	-	-	-	-	-	-	-	-	-	-
Warrant Officer	-	-	-	-	-	-	-	-	-	-	-	-	-
Airmen	17	1	-	2	1	-	13	-	-	-	-	-	-
Appointed Warrant Officer or Commissioned Officer From Airman Status (Initial Tour in Commissioned Status) - Total	277	4	41	1	1	1	169	37	8	1	10	3	1
Officer	81	4	41	1	1	1	7	12	1	-	10	3	-
Warrant Officer	196	-	-	-	-	-	162	25	7	1	-	-	1
Airman	-	-	-	-	-	-	-	-	-	-	-	-	-

TABLE 160 — GAINS AND LOSSES OF MILITARY PERSONNEL TO COMMAND STRENGTH — FY 1958 (CONTINUED)

GAIN OR LOSS BY TYPE	TOTAL	JUL (1957)	AUG	SEP	OCT	NOV	DEC	JAN (1958)	FEB	MAR	APR	MAY	JUN
Commissioned Officer from Enlisted Status (Second or Subsequent Tour in Commissioned Status) - Total	1	-	-	-	-	-	-	-	1	-	-	-	-
Officer	1	-	-	-	-	-	-	-	1	-	-	-	-
Warrant Officer	-	-	-	-	-	-	-	-	-	-	-	-	-
Airman	-	-	-	-	-	-	-	-	-	-	-	-	-
Appointed Warrant Officer From Officer Status or Commissioned Officer From Warrant Officer Status - Total	14	-	-	2	-	-	6	-	4	1	1	-	-
Officer	3	-	-	2	-	-	-	-	-	-	1	-	-
Warrant Officer	11	-	-	-	-	-	6	-	4	1	-	-	-
Airman	-	-	-	-	-	-	-	-	-	-	-	-	-
Commissioned Officer From Officer Candidate School - Total	524	-	-	103	1	-	106	-	-	167	-	-	147
Officer	524	-	-	103	1	-	106	-	-	167	-	-	147
Warrant Officer	-	-	-	-	-	-	-	-	-	-	-	-	-
Airman	-	-	-	-	-	-	-	-	-	-	-	-	-
Commissioned Officer From Aviation Cadet or Aviation Student-Total	1,226	107	130	166	174	88	133	101	94	71	58	43	61
Officer	1,226	107	130	166	174	88	133	101	94	71	58	43	61
Warrant Officer	-	-	-	-	-	-	-	-	-	-	-	-	-
Airman	-	-	-	-	-	-	-	-	-	-	-	-	-
Transferred From Department of Army or Navy - Total	5	1	1	-	2	-	-	-	-	-	-	-	1
Officer	5	1	1	-	2	-	-	-	-	-	-	-	1
Warrant Officer	-	-	-	-	-	-	-	-	-	-	-	-	-
Airman	-	-	-	-	-	-	-	-	-	-	-	-	-
Returned From Desertion - Total	2,174	184	191	207	219	215	168	208	173	211	157	119	122
Officer	1	-	-	-	-	-	-	-	-	1	-	-	-
Warrant Officer	-	-	-	-	-	-	-	-	-	-	-	-	-
Airman	2,173	184	191	207	219	215	168	208	173	210	157	119	122
Returned From Prisoner - Total	556	47	36	69	57	46	52	40	44	49	34	43	39
Officer	1	-	-	-	-	-	-	-	1	-	-	-	-
Warrant Officer	-	-	-	-	-	-	-	-	-	-	-	-	-
Airman	555	47	36	69	57	46	52	40	43	49	34	43	39
Returned From Missing or Prisoner of War - Total	2	-	-	-	-	-	-	-	1	1	-	-	-
Officer	2	-	-	-	-	-	-	-	1	1	-	-	-
Warrant Officer	-	-	-	-	-	-	-	-	-	-	-	-	-
Airman	-	-	-	-	-	-	-	-	-	-	-	-	-
Returned From Conviction by Civil Court - Total	-	-	-	-	-	-	-	-	-	-	-	-	-
Officer	-	-	-	-	-	-	-	-	-	-	-	-	-
Warrant Officer	-	-	-	-	-	-	-	-	-	-	-	-	-
Airman	-	-	-	-	-	-	-	-	-	-	-	-	-

TABLE 160 — GAINS AND LOSSES OF MILITARY PERSONNEL TO COMMAND STRENGTH — FY 1958 (CONTINUED)

GAIN OR LOSS BY TYPE	TOTAL	JUL (1957)	AUG	SEP	OCT	NOV	DEC	JAN (1958)	FEB	MAR	APR	MAY	JUN
Correction - Deletion of Previously Reported as dropped from Rolls - Total	103	3	7	9	11	10	13	12	12	9	8	5	4
Officer	-	-	-	-	-	-	-	-	-	-	-	-	-
Warrant Officer	-	-	-	-	-	-	-	-	-	-	-	-	-
Airman	103	3	7	9	11	10	13	12	12	9	8	5	4
Correction of Previously Reported Separation - Total	187	8	40	17	9	17	14	20	17	12	13	9	11
Officer	15	-	-	-	-	-	2	4	4	3	2	-	-
Warrant Officer	-	-	-	-	-	-	-	-	-	-	-	-	-
Airman	172	8	40	17	9	17	12	16	13	9	11	9	11
LOSS - TOTAL	163,366	11,604	10,644	15,580	23,229	20,231	19,040	11,702	10,964	11,078	10,126	8,930	10,238
OFFICER - TOTAL	17,650	1,373	1,670	2,296	1,386	1,922	2,049	2,588	1,504	1,071	796	422	573
WARRANT OFFICER - TOTAL	214	22	16	22	20	16	16	20	14	19	17	18	14
AIRMAN - TOTAL	145,502	10,209	8,958	13,262	21,823	18,293	16,975	9,094	9,446	9,988	9,313	8,490	9,651
Contract Termination (Officer) - Total	3,686	430	692	885	503	352	177	226	47	58	64	58	194
Officer	3,686	430	692	885	503	352	177	226	47	58	64	58	194
Warrant Officer	-	-	-	-	-	-	-	-	-	-	-	-	-
Airman	-	-	-	-	-	-	-	-	-	-	-	-	-
Obligation Termination (Officer) - Total	896	136	116	146	89	47	47	105	45	41	44	30	50
Officer	896	136	116	146	89	47	47	105	45	41	44	30	50
Warrant Officer	-	-	-	-	-	-	-	-	-	-	-	-	-
Airman	-	-	-	-	-	-	-	-	-	-	-	-	-
Career Reserve Released from Extended Active Duty - Total	455	22	28	48	32	43	59	42	34	44	33	33	37
Officer	455	22	28	48	32	43	59	42	34	44	33	33	37
Warrant Officer	-	-	-	-	-	-	-	-	-	-	-	-	-
Airman	-	-	-	-	-	-	-	-	-	-	-	-	-
Medical Personnel Released from Extended Active Duty-Total	838	350	312	118	53	5	-	-	-	-	-	-	-
Officer	838	350	312	118	53	5	-	-	-	-	-	-	-
Warrant Officer	-	-	-	-	-	-	-	-	-	-	-	-	-
Airman	-	-	-	-	-	-	-	-	-	-	-	-	-
Regular Airman Upon Expiration of Term of Service - Total	20,226	2,498	2,580	1,963	1,816	1,888	1,200	1,636	1,593	1,327	1,120	1,091	1,514
Officer	-	-	-	-	-	-	-	-	-	-	-	-	-
Warrant Officer	-	-	-	-	-	-	-	-	-	-	-	-	-
Airman	20,226	2,498	2,580	1,963	1,816	1,888	1,200	1,636	1,593	1,327	1,120	1,091	1,514

TABLE 160 — GAINS AND LOSSES OF MILITARY PERSONNEL TO COMMAND STRENGTH — FY 1958 (CONTINUED)

GAIN OR LOSS BY TYPE	TOTAL	JUL (1957)	AUG	SEP	OCT	NOV	DEC	JAN (1958)	FEB	MAR	APR	MAY	JUN
Air Force Reserve or Air National Guard upon ETS - Total	66	13	23	5	3	4	2	2	4	4	3	-	3
Officer	-	-	-	-	-	-	-	-	-	-	-	-	-
Warrant Officer	-	-	-	-	-	-	-	-	-	-	-	-	-
Airman	66	13	23	5	3	4	2	2	4	4	3	-	3
To Accept Appointment as Warrant Officer - Total	205	-	-	-	1	2	168	20	9	2	1	1	1
Officer	18	-	-	-	-	2	7	4	3	-	1	1	-
Warrant Officer	-	-	-	-	-	-	-	-	-	-	-	-	-
Airman	187	-	-	-	1	-	161	16	6	2	-	-	1
Officer or Warrant Officer to Enlist - Total	7	1	-	2	-	-	1	1	-	1	1	-	-
Officer	6	1	-	1	-	-	1	1	-	1	1	-	-
Warrant Officer	1	-	-	1	-	-	-	-	-	-	-	-	-
Airman	-	-	-	-	-	-	-	-	-	-	-	-	-
National Health, Safety or Interest - Total	64	1	18	12	8	2	6	8	1	2	2	2	2
Officer	6	-	-	1	2	-	2	1	-	-	-	-	-
Warrant Officer	-	-	-	-	-	-	-	-	-	-	-	-	-
Airman	58	1	18	11	6	2	4	7	1	2	2	2	2
To Accept Public Office - Total	2	1	-	-	1	-	-	-	-	-	-	-	-
Officer	-	-	-	-	-	-	-	-	-	-	-	-	-
Warrant Officer	-	-	-	-	-	-	-	-	-	-	-	-	-
Airman	2	1	-	-	1	-	-	-	-	-	-	-	-
To NARS Pending Appointment in Air National Guard - Total	322	11	28	23	37	21	40	16	34	43	29	23	17
Officer	-	-	-	-	-	-	-	-	-	-	-	-	-
Warrant Officer	-	-	-	-	-	-	-	-	-	-	-	-	-
Airman	322	11	28	23	37	21	40	16	34	43	29	23	17
To Accept Commission as Officer (Other Than OCS or AVC) - Total	92	8	37	7	2	4	5	15	-	1	9	3	1
Officer	-	-	-	-	-	-	-	-	-	-	-	-	-
Warrant Officer	3	-	-	2	-	-	-	-	-	-	1	-	-
Airman	89	8	37	5	2	4	5	15	-	1	8	3	1
To Accept Commission as Officer From OCS - Total	526	-	-	103	1	-	106	-	-	169	-	-	147
Officer	-	-	-	-	-	-	-	-	-	-	-	-	-
Warrant Officer	-	-	-	-	-	-	-	-	-	-	-	-	-
Airman	526	-	-	103	1	-	106	-	-	169	-	-	147
To Accept Commission as Officer from AVC - Total	1,223	107	130	166	172	89	133	101	94	71	60	40	60
Officer	-	-	-	-	-	-	-	-	-	-	-	-	-
Warrant Officer	-	-	-	-	-	-	-	-	-	-	-	-	-
Airman	1,223	107	130	166	172	89	133	101	94	71	60	40	60
To Attend USAF Service Academy - Total	11	6	2	-	-	-	1	-	-	-	1	-	1
Officer	-	-	-	-	-	-	-	-	-	-	-	-	-
Warrant Officer	-	-	-	-	-	-	-	-	-	-	-	-	-
Airman	11	6	2	-	-	-	1	-	-	-	1	-	1

TABLE 160 – GAINS AND LOSSES OF MILITARY PERSONNEL TO COMMAND STRENGTH – F.Y 1958 (CONTINUED)

GAIN OR LOSS BY TYPE	TOTAL	JUL (1957)	AUG	SEP	OCT	NOV	DEC	JAN (1958)	FEB	MAR	APR	MAY	JUN
To Attend USMA, USNA or Their Preparatory Schools - Total	1	1	-	-	-	-	-	-	-	-	-	-	-
Officer	-	-	-	-	-	-	-	-	-	-	-	-	-
Warrant Officer	-	-	-	-	-	-	-	-	-	-	-	-	-
Airman	1	1	-	-	-	-	-	-	-	-	-	-	-
Airman With Less Than 90 Days Retainability Assigned to a Reassigned Unit - Total	21	-	3	1	1	2	-	6	-	-	1	-	7
Officer	-	-	-	-	-	-	-	-	-	-	-	-	-
Warrant Officer	-	-	-	-	-	-	-	-	-	-	-	-	-
Airman	21	-	3	1	1	2	-	6	-	-	1	-	7
Aviation Cadet and OCS Eliminees who have Completed Active Duty Commitment - Total	218	28	25	45	18	8	27	11	15	11	6	8	16
Officer	-	-	-	-	-	-	-	-	-	-	-	-	-
Warrant Officer	-	-	-	-	-	-	-	-	-	-	-	-	-
Airman	218	28	25	45	18	8	27	11	15	11	6	8	16
To Attend Medical or Dental Schools - Total	5	-	2	3	-	-	-	-	-	-	-	-	-
Officer	-	-	-	-	-	-	-	-	-	-	-	-	-
Warrant Officer	-	-	-	-	-	-	-	-	-	-	-	-	-
Airman	5	-	2	3	-	-	-	-	-	-	-	-	-
To Attend School Other Than Medical School - Total	2,125	80	398	1,134	58	26	41	145	54	36	8	35	110
Officer	-	-	-	-	-	-	-	-	-	-	-	-	-
Warrant Officer	-	-	-	-	-	-	-	-	-	-	-	-	-
Airman	2,125	80	398	1,134	58	26	41	145	54	36	8	35	110
Returned From Overseas With Less Than Minimum Retainability-Total	10,969	854	1,239	1,148	1,208	898	703	540	409	575	978	1,077	1,340
Officer	898	113	184	163	138	82	110	40	7	12	16	13	20
Warrant Officer	-	-	-	-	-	-	-	-	-	-	-	-	-
Airman	10,071	741	1,055	985	1,070	816	593	500	402	563	962	1,064	1,320
Undue Hardship - Total	67	4	1	3	8	12	3	6	3	6	7	6	8
Officer	67	4	1	3	8	12	3	6	3	6	7	6	8
Warrant Officer	-	-	-	-	-	-	-	-	-	-	-	-	-
Airman	-	-	-	-	-	-	-	-	-	-	-	-	-
Release or Discharge Because of Age - Total	24	2	1	2	1	5	1	1	1	5	-	4	1
Officer	24	2	1	2	1	5	1	1	1	5	-	4	1
Warrant Officer	-	-	-	-	-	-	-	-	-	-	-	-	-
Airman	-	-	-	-	-	-	-	-	-	-	-	-	-
Miscellaneous Reasons - Section G, AFR 36-22 - Total	4,544	21	104	685	309	820	919	754	366	306	169	61	30
Officer	4,544	21	104	685	309	820	919	754	366	306	169	61	30
Warrant Officer	-	-	-	-	-	-	-	-	-	-	-	-	-
Airman	-	-	-	-	-	-	-	-	-	-	-	-	-

TABLE 160 — GAINS AND LOSSES OF MILITARY PERSONNEL TO COMMAND STRENGTH — FY 1958 (CONTINUED)

GAIN OR LOSS BY TYPE	TOTAL	JUL (1957)	AUG	SEP	OCT	NOV	DEC	JAN (1958)	FEB	MAR	APR	MAY	JUN
Reserve Officer Declining to Serve in Lower Grade - Total	2	1	-	-	-	-	-	-	1	-	-	-	-
Officer	2	1	-	-	-	-	-	-	1	-	-	-	-
Warrant Officer	-	-	-	-	-	-	-	-	-	-	-	-	-
Airman	-	-	-	-	-	-	-	-	-	-	-	-	-
Erroneous Enlistment - Separation by USAF Directive - Total	21	17	-	-	-	1	-	2	-	-	1	-	-
Officer	-	-	-	-	-	-	-	-	-	-	-	-	-
Warrant Officer	-	-	-	-	-	-	-	-	-	-	-	-	-
Airman	21	17	-	-	-	1	-	2	-	-	1	-	-
Mass Release - Separation by USAF Directive - Total	1,009	55	19	83	13	42	546	57	26	31	13	24	100
Officer	-	-	-	-	-	-	-	-	-	-	-	-	-
Warrant Officer	-	-	-	-	-	-	-	-	-	-	-	-	-
Airman	1,009	55	19	83	13	42	546	57	26	31	13	24	100
Individual Release - Separation by USAF Directive - Total	1,183	108	56	105	143	95	127	51	46	92	139	116	105
Officer	-	-	-	-	-	-	-	-	-	-	-	-	-
Warrant Officer	-	-	-	-	-	-	-	-	-	-	-	-	-
Airman	1,183	108	56	105	143	95	127	51	46	92	139	116	105
Involuntary Separation - Separation by USAF Directive - Total	21,122	3,274	902	3,826	2,844	2,346	1,848	1,777	1,740	1,198	689	378	300
Officer	3,425	1	2	9	27	272	438	1,146	770	406	240	81	33
Warrant Officer	4	-	-	-	-	-	-	2	-	1	-	1	-
Airman	17,693	3,273	900	3,817	2,817	2,074	1,410	629	970	791	449	296	267
Voluntary Separation - Separation by USAF Directive - Total	50,722	177	410	1,542	12,058	9,735	9,136	2,851	3,053	3,320	3,014	2,762	2,664
Officer	-	-	-	-	-	-	-	-	-	-	-	-	-
Warrant Officer	-	-	-	-	-	-	-	-	-	-	-	-	-
Airman	50,722	177	410	1,542	12,058	9,735	9,136	2,851	3,053	3,320	3,014	2,762	2,664
Conscientious Objector - Separation by USAF Directive - Total	21	3	-	3	-	2	6	2	-	2	1	2	-
Officer	-	-	-	-	-	-	-	-	-	-	-	-	-
Warrant Officer	-	-	-	-	-	-	-	-	-	-	-	-	-
Airman	21	3	-	3	-	2	6	2	-	2	1	2	-
Resignation - Unconditional - Total	511	62	69	66	46	43	43	37	37	31	32	24	21
Officer	217	30	27	33	17	12	19	17	13	10	16	9	14
Warrant Officer	6	-	-	-	1	-	1	2	-	-	1	1	-
Airman	288	32	42	33	28	31	23	18	24	21	15	14	7
Medical Officer Upon Application for Honorable Discharge - Total	16	-	2	-	-	8	-	2	-	1	-	1	2
Officer	16	-	2	-	-	8	-	2	-	1	-	1	2
Warrant Officer	-	-	-	-	-	-	-	-	-	-	-	-	-
Airman	-	-	-	-	-	-	-	-	-	-	-	-	-
Resignation - Hardship - Total	23	2	2	3	2	2	2	2	2	1	2	2	1
Officer	23	2	2	3	2	2	2	2	2	1	2	2	1
Warrant Officer	-	-	-	-	-	-	-	-	-	-	-	-	-
Airman	-	-	-	-	-	-	-	-	-	-	-	-	-

TABLE 160 — GAINS AND LOSSES OF MILITARY PERSONNEL TO COMMAND STRENGTH [1] FY 1958 (CONTINUED)

GAIN OR LOSS BY TYPE	TOTAL	JUL (1957)	AUG	SEP	OCT	NOV	DEC	JAN (1958)	FEB	MAR	APR	MAY	JUN
Resignation - National Health, Safety or Interest - Total	2	1	-	-	-	-	-	1	-	-	-	-	-
Officer	2	1	-	-	-	-	-	1	-	-	-	-	-
Warrant	-	-	-	-	-	-	-	-	-	-	-	-	-
Airman	-	-	-	-	-	-	-	-	-	-	-	-	-
Resignation - In Lieu of Demotion - Total	5	1	1	1	-	-	-	1	-	-	-	1	-
Officer	1	1	-	-	-	-	-	-	-	-	-	-	-
Warrant Officer	-	-	-	-	-	-	-	-	-	-	-	-	-
Airman	4	-	1	1	-	-	-	1	-	-	-	1	-
Resignation - In Lieu of Elimination for Security Reasons - Total	-	-	-	-	-	-	-	-	-	-	-	-	-
Officer	-	-	-	-	-	-	-	-	-	-	-	-	-
Warrant Officer	-	-	-	-	-	-	-	-	-	-	-	-	-
Airman	-	-	-	-	-	-	-	-	-	-	-	-	-
Resignation - In Lieu of Elimination or Release by Reason of Conduct or Efficiency - Total	66	8	2	11	6	7	2	5	4	3	11	3	4
Officer	64	8	2	11	5	7	2	5	4	3	11	3	3
Warrant Officer	2	-	-	-	1	-	-	-	-	-	-	-	1
Airman	-	-	-	-	-	-	-	-	-	-	-	-	-
Resignation - For Good of Service - Homosexual - Total	39	1	6	6	1	2	1	2	2	4	8	3	3
Officer	37	1	6	6	1	2	1	2	2	3	7	3	3
Warrant Officer	2	-	-	-	-	-	-	-	-	1	1	-	-
Airman	-	-	-	-	-	-	-	-	-	-	-	-	-
For Good of Service in Lieu of Elimination for Fear of Flying - Total	23	-	1	1	3	1	5	3	1	2	4	2	-
Officer	23	-	1	1	3	1	5	3	1	2	4	2	-
Warrant Officer	-	-	-	-	-	-	-	-	-	-	-	-	-
Airman	-	-	-	-	-	-	-	-	-	-	-	-	-
Resulting in General Discharge - Total	3	-	1	-	-	-	-	1	-	-	1	-	-
Officer	3	-	1	-	-	-	-	1	-	-	1	-	-
Warrant Officer	-	-	-	-	-	-	-	-	-	-	-	-	-
Airman	-	-	-	-	-	-	-	-	-	-	-	-	-
For Good of Service in Lieu of Trial - Total	85	11	7	5	10	8	8	12	6	8	5	3	2
Officer	79	9	6	4	10	8	7	12	6	8	4	3	2
Warrant Officer	3	1	1	-	-	-	1	-	-	-	-	-	-
Airman	3	1	-	1	-	-	-	-	-	-	1	-	-
For Good of Service - Under Suspended Sentence of Separation - Total	-	-	-	-	-	-	-	-	-	-	-	-	-
Officer	-	-	-	-	-	-	-	-	-	-	-	-	-
Warrant Officer	-	-	-	-	-	-	-	-	-	-	-	-	-
Airman	-	-	-	-	-	-	-	-	-	-	-	-	-

TABLE 160 — GAINS AND LOSSES OF MILITARY PERSONNEL TO COMMAND STRENGTH — FY 1958 (CONTINUED)

GAIN OR LOSS BY TYPE	TOTAL	JUL (1957)	AUG	SEP	OCT	NOV	DEC	JAN (1958)	FEB	MAR	APR	MAY	JUN
Release from EAD - Revert to Retired List - Total	92	20	8	7	11	10	9	7	5	6	3	2	4
Officer	32	11	4	1	3	5	2	2	1	3	-	-	-
Warrant Officer	7	3	-	1	3	-	-	-	-	-	-	-	-
Airman	53	6	4	5	5	5	7	5	4	3	3	2	4
Voluntary Retirement - By Years of Service-Total	1,878	154	172	196	159	258	222	178	121	131	93	79	115
Officer	565	43	45	48	35	103	104	65	37	35	19	9	22
Warrant Officer	123	14	12	14	10	10	10	12	7	13	9	4	8
Airman	1,190	97	115	134	114	145	108	101	77	83	65	66	85
Involuntary Retirement - Total	71	3	11	5	6	6	2	6	9	4	4	8	7
Officer	60	2	9	4	4	4	2	6	8	3	4	8	6
Warrant Officer	11	1	2	1	2	2	-	-	1	1	-	-	1
Airman	-	-	-	-	-	-	-	-	-	-	-	-	-
Age 60 - Placement on USAF Retired List - Total	3	1	-	-	-	-	-	1	-	-	-	1	-
Officer	2	-	-	-	-	-	-	1	-	-	-	1	-
Warrant Officer	1	1	-	-	-	-	-	-	-	-	-	-	-
Airman	-	-	-	-	-	-	-	-	-	-	-	-	-
Disability - Placed on Temporary Disability Retired List - Total	1,440	121	103	91	110	129	110	128	116	172	135	32	193
Officer	167	11	17	9	11	17	17	10	17	18	12	4	24
Warrant Officer	4	-	-	2	-	-	-	-	1	-	-	-	1
Airman	1,269	110	86	80	99	112	93	118	98	154	123	28	168
Disability - Permanently Retired - Total	1,122	66	76	73	92	88	110	97	110	102	118	26	164
Officer	287	15	19	18	21	25	24	28	28	21	44	4	40
Warrant Officer	23	-	-	-	3	4	2	4	3	2	4	-	1
Airman	812	51	57	55	68	59	84	65	79	79	70	22	123
Disability - With Entitlement to Severance Pay - Total	85	7	1	8	3	3	6	9	6	8	9	16	9
Officer	85	7	1	8	3	3	6	9	6	8	9	16	9
Warrant Officer	-	-	-	-	-	-	-	-	-	-	-	-	-
Airman	-	-	-	-	-	-	-	-	-	-	-	-	-
Disability - Retired in Lieu of Discharge with Entitlement to Receive Severance Pay - Total	5	1	-	1	1	-	-	1	-	-	1	-	-
Officer	1	-	-	-	-	-	-	-	-	-	1	-	-
Warrant Officer	-	-	-	-	-	-	-	-	-	-	-	-	-
Airman	4	1	-	1	1	-	-	1	-	-	-	-	-
Failure of Selection for Promotion - Total	4	-	1	-	2	-	-	-	-	-	-	1	-
Officer	4	-	1	-	2	-	-	-	-	-	-	1	-
Warrant Officer	-	-	-	-	-	-	-	-	-	-	-	-	-
Airman	-	-	-	-	-	-	-	-	-	-	-	-	-
Regular Warrant Officer - Twice Deferred - Total	10	-	-	-	-	-	-	-	-	-	-	9	1
Officer	-	-	-	-	-	-	-	-	-	-	-	-	-
Warrant Officer	10	-	-	-	-	-	-	-	-	-	-	9	1
Airman	-	-	-	-	-	-	-	-	-	-	-	-	-

TABLE 160 – GAINS AND LOSSES OF MILITARY PERSONNEL TO COMMAND STRENGTH – FY 1958 (CONTINUED)

GAIN OR LOSS BY TYPE	TOTAL	JUL (1957)	AUG	SEP	OCT	NOV	DEC	JAN (1958)	FEB	MAR	APR	MAY	JUN
Reserve Warrant Officer - Twice Deferred - Total	-	-	-	-	-	-	-	-	-	-	-	-	-
Officer	-	-	-	-	-	-	-	-	-	-	-	-	-
Warrant Officer	-	-	-	-	-	-	-	-	-	-	-	-	-
Airman	-	-	-	-	-	-	-	-	-	-	-	-	-
Medical Officer Completing Service Obligation - Total	65	47	11	4	-	3	-	-	-	-	-	-	-
Officer	65	47	11	4	-	3	-	-	-	-	-	-	-
Warrant Officer	-	-	-	-	-	-	-	-	-	-	-	-	-
Airman	-	-	-	-	-	-	-	-	-	-	-	-	-
Release of Regular Officer Under Dismissal - Total	-	-	-	-	-	-	-	-	-	-	-	-	-
Officer	-	-	-	-	-	-	-	-	-	-	-	-	-
Warrant Officer	-	-	-	-	-	-	-	-	-	-	-	-	-
Airman	-	-	-	-	-	-	-	-	-	-	-	-	-
Mandatory Discharge or Elimination - Deferred Regular 2nd Lieutenants - Total	-	-	-	-	-	-	-	-	-	-	-	-	-
Officer	-	-	-	-	-	-	-	-	-	-	-	-	-
Warrant Officer	-	-	-	-	-	-	-	-	-	-	-	-	-
Airman	-	-	-	-	-	-	-	-	-	-	-	-	-
Mandatory Discharge or Elimination - Deferred AFRes 2nd Lieutenants - Total	17	4	1	1	2	-	1	2	1	1	-	2	2
Officer	17	4	1	1	2	-	1	2	1	1	-	2	2
Warrant Officer	-	-	-	-	-	-	-	-	-	-	-	-	-
Airman	-	-	-	-	-	-	-	-	-	-	-	-	-
Twice Passed Over for Permanent Promotion - Discharged from AFRes Commission - Total	8	-	-	5	1	1	-	-	-	-	1	-	-
Officer	7	-	-	4	1	1	-	-	-	-	1	-	-
Warrant Officer	1	-	-	1	-	-	-	-	-	-	-	-	-
Airman	-	-	-	-	-	-	-	-	-	-	-	-	-
Twice Passed Over for Permanent Promotion - AFRes Commission Retained - Total	7	-	-	3	3	-	1	-	-	-	-	-	-
Officer	7	-	-	3	3	-	1	-	-	-	-	-	-
Warrant Officer	-	-	-	-	-	-	-	-	-	-	-	-	-
Airman	-	-	-	-	-	-	-	-	-	-	-	-	-
Revocation of Appointment - Regular Officer Who Accepts Non-Compatible Public Office - Total	-	-	-	-	-	-	-	-	-	-	-	-	-
Officer	-	-	-	-	-	-	-	-	-	-	-	-	-
Warrant Officer	-	-	-	-	-	-	-	-	-	-	-	-	-
Airman	-	-	-	-	-	-	-	-	-	-	-	-	-
Revocation of Commission - AFRes for Misconduct - Total	30	5	5	1	4	3	1	1	3	2	-	2	3
Officer	30	5	5	1	4	3	1	1	3	2	-	2	3
Warrant Officer	-	-	-	-	-	-	-	-	-	-	-	-	-
Airman	-	-	-	-	-	-	-	-	-	-	-	-	-

TABLE 160 — GAINS AND LOSSES OF MILITARY PERSONNEL TO COMMAND STRENGTH — FY 1958 (CONTINUED)

GAIN OR LOSS BY TYPE	TOTAL	JUL (1957)	AUG	SEP	OCT	NOV	DEC	JAN (1958)	FEB	MAR	APR	MAY	JUN
Termination of Appointment - Fear of Flying - Total	9	1	-	1	1	1	-	2	1	-	-	1	1
Officer	9	1	-	1	1	1	-	2	1	-	-	1	1
Warrant Officer	-	-	-	-	-	-	-	-	-	-	-	-	-
Airman	-	-	-	-	-	-	-	-	-	-	-	-	-
Removal From Active List - Regular Officer for Misconduct - Total	4	-	1	1	-	-	-	-	1	-	-	1	-
Officer	4	-	1	1	-	-	-	-	1	-	-	1	-
Warrant Officer	-	-	-	-	-	-	-	-	-	-	-	-	-
Airman	-	-	-	-	-	-	-	-	-	-	-	-	-
Marriage - Total	814	45	83	83	73	53	71	65	57	79	74	68	63
Officer	31	2	6	1	5	2	1	1	4	4	2	2	1
Warrant Officer	-	-	-	-	-	-	-	-	-	-	-	-	-
Airman	783	43	77	82	68	51	70	64	53	75	72	66	62
Pregnancy - Total	1,378	132	120	107	127	102	116	110	108	112	123	111	110
Officer	207	19	15	15	17	10	14	27	18	13	22	17	20
Warrant Officer	-	-	-	-	-	-	-	-	-	-	-	-	-
Airman	1,171	113	105	92	110	92	102	83	90	99	101	94	90
Minor Children - Total	20	2	2	3	-	-	3	1	1	2	1	2	3
Officer	5	1	1	-	-	-	-	1	-	1	-	1	-
Warrant Officer	-	-	-	-	-	-	-	-	-	-	-	-	-
Airman	15	1	1	3	-	-	3	-	1	1	1	1	3
Disloyal or Subversive - Total	4	1	-	1	1	1	-	-	-	-	-	-	-
Officer	1	-	-	1	-	-	-	-	-	-	-	-	-
Warrant Officer	-	-	-	-	-	-	-	-	-	-	-	-	-
Airman	3	1	-	-	1	1	-	-	-	-	-	-	-
Physical Disability - Entitled to Severance Pay - Total	1,167	60	84	69	88	109	104	109	98	112	124	120	90
Officer	-	-	-	-	-	-	-	-	-	-	-	-	-
Warrant Officer	-	-	-	-	-	-	-	-	-	-	-	-	-
Airman	1,167	60	84	69	88	109	104	109	98	112	124	120	90
Physical Disability - Not Entitled to Severance Pay - Total	2,724	262	223	257	277	279	234	215	208	238	248	164	119
Officer	55	8	1	2	5	9	7	3	3	8	6	3	-
Warrant Officer	-	-	-	-	-	-	-	-	-	-	-	-	-
Airman	2,669	254	222	255	272	270	227	212	205	230	242	161	119
Physical Disability - Intentional Misconduct or Willful Neglect - No Severance Pay - Total	23	4	2	2	-	3	2	1	1	2	2	2	2
Officer	2	-	1	1	-	-	-	-	-	-	-	-	-
Warrant Officer	-	-	-	-	-	-	-	-	-	-	-	-	-
Airman	21	4	1	1	-	3	2	1	1	2	2	2	2

TABLE 160 — GAINS AND LOSSES OF MILITARY PERSONNEL TO COMMAND STRENGTH — FY 1958 (CONTINUED)

GAIN OR LOSS BY TYPE	TOTAL	JUL (1957)	AUG	SEP	OCT	NOV	DEC	JAN (1958)	FEB	MAR	APR	MAY	JUN
Removal from Active List - Warrant Officer, Sub-standard Performance - Total	2	-	-	-	-	-	-	-	-	1	-	-	1
Officer	-	-	-	-	-	-	-	-	-	-	-	-	-
Warrant Officer	2	-	-	-	-	-	-	-	-	1	-	-	1
Airman	-	-	-	-	-	-	-	-	-	-	-	-	-
Release of Officer Recommended for Elimination - Total	42	3	6	4	6	9	5	1	-	3	3	-	2
Officer	41	3	6	4	6	9	4	1	-	3	3	-	2
Warrant Officer	1	-	-	-	-	-	1	-	-	-	-	-	-
Airman	-	-	-	-	-	-	-	-	-	-	-	-	-
Minority - Underage - Total	127	15	23	21	9	12	7	10	6	5	5	6	8
Officer	-	-	-	-	-	-	-	-	-	-	-	-	-
Warrant Officer	-	-	-	-	-	-	-	-	-	-	-	-	-
Airman	127	15	23	21	9	12	7	10	6	5	5	6	8
Dependency or Hardship - Total	3,657	252	288	270	379	376	410	302	285	322	289	238	246
Officer	-	-	-	-	-	-	-	-	-	-	-	-	-
Warrant Officer	-	-	-	-	-	-	-	-	-	-	-	-	-
Airman	3,657	252	288	270	379	376	410	302	285	322	289	238	246
Discharge - Homosexual - Total	1,018	116	102	83	97	89	67	76	76	80	82	80	70
Officer	-	-	-	-	-	-	-	-	-	-	-	-	-
Warrant Officer	-	-	-	-	-	-	-	-	-	-	-	-	-
Airman	1,018	116	102	83	97	89	67	76	76	80	82	80	70
Fraudulent Enlistment - Total	474	57	56	39	54	37	41	26	30	30	42	44	18
Officer	-	-	-	-	-	-	-	-	-	-	-	-	-
Warrant Officer	-	-	-	-	-	-	-	-	-	-	-	-	-
Airman	474	57	56	39	54	37	41	26	30	30	42	44	18
Absentee or Deserter - Trial Barred by UCMJ or Waived - Total	40	2	5	7	1	3	4	3	1	6	4	2	2
Officer	-	-	-	-	-	-	-	-	-	-	-	-	-
Warrant Officer	-	-	-	-	-	-	-	-	-	-	-	-	-
Airman	40	2	5	7	1	3	4	3	1	6	4	2	2
Discharge - Conviction by Civil Court - Total	1,461	121	125	123	151	116	149	112	122	140	117	72	113
Officer	-	-	-	-	-	-	-	-	-	-	-	-	-
Warrant Officer	-	-	-	-	-	-	-	-	-	-	-	-	-
Airman	1,461	121	125	123	151	116	149	112	122	140	117	72	113
Dishonorable or Bad Conduct Discharge (Desertion) - Total	88	7	4	4	14	6	6	10	2	8	9	11	7
Officer	-	-	-	-	-	-	-	-	-	-	-	-	-
Warrant Officer	-	-	-	-	-	-	-	-	-	-	-	-	-
Airman	88	7	4	4	14	6	6	10	2	8	9	11	7

TABLE 160 — GAINS AND LOSSES OF MILITARY PERSONNEL TO COMMAND STRENGTH — FY 1958 (CONTINUED)

GAIN OR LOSS BY TYPE	TOTAL	JUL (1957)	AUG	SEP	OCT	NOV	DEC	JAN (1958)	FEB	MAR	APR	MAY	JUN
Dismissal From the Service (Officer) Dishonorable or Bad Conduct Discharge (Airman - Other Than Desertion) - Total	1,343	102	106	99	117	145	118	137	86	124	103	103	103
Officer	6	-	-	-	1	1	-	-	-	1	-	3	-
Warrant Officer	-	-	-	-	-	-	-	-	-	-	-	-	-
Airman	1,337	102	106	99	116	144	118	137	86	123	103	100	103
Inaptitude or Unsuitability - Total	11,247	675	816	873	853	887	842	721	980	1,128	1,192	1,107	1,173
Officer	-	-	-	-	-	-	-	-	-	-	-	-	-
Warrant Officer	-	-	-	-	-	-	-	-	-	-	-	-	-
Airman	11,247	675	816	873	853	887	842	721	980	1,128	1,192	1,107	1,173
Unfitness (Character) - Total	5,974	441	518	477	611	535	551	468	471	473	500	439	490
Officer	-	-	-	-	-	-	-	-	-	-	-	-	-
Warrant Officer	-	-	-	-	-	-	-	-	-	-	-	-	-
Airman	5,974	441	518	477	611	535	551	468	471	473	500	439	490
Deaths - Total	1,743	200	124	134	151	133	166	132	150	131	157	129	136
Officer	493	51	33	35	53	33	53	35	52	34	47	31	36
Warrant Officer	10	2	1	-	-	-	1	-	2	-	1	3	-
Airman	1,240	147	90	99	98	100	112	97	96	97	109	95	100
Application for Honorable Discharge (Regular Officer) in Lieu of Elimination by Reason of Conduct or Efficiency - Total	10	1	1	1	-	-	-	4	1	-	1	1	-
Officer	10	1	1	1	-	-	-	4	1	-	1	1	-
Warrant Officer	-	-	-	-	-	-	-	-	-	-	-	-	-
Airman	-	-	-	-	-	-	-	-	-	-	-	-	-
As Absentee or Deserter - Total	2,224	244	229	247	255	175	202	184	138	142	120	156	132
Officer	3	-	-	-	-	-	1	1	1	-	-	-	-
Warrant Officer	-	-	-	-	-	-	-	-	-	-	-	-	-
Airman	2,221	244	229	247	255	175	201	183	137	142	120	156	132
As Prisoner (Other Than Prisoner of War) - Total	1,171	104	94	103	99	114	95	101	111	87	86	87	90
Officer	2	-	-	-	-	-	-	-	-	-	-	2	-
Warrant Officer	-	-	-	-	-	-	-	-	-	-	-	-	-
Airman	1,169	104	94	103	99	114	95	101	111	87	86	85	90
As Missing or Prisoner of War - Total	52	11	-	2	1	7	4	14	4	-	2	3	4
Officer	31	2	-	2	-	5	3	13	4	-	-	1	1
Warrant Officer	-	-	-	-	-	-	-	-	-	-	-	-	-
Airman	21	9	-	-	1	2	1	1	-	-	2	2	3

TABLE 160 — GAINS AND LOSSES OF MILITARY PERSONNEL TO COMMAND STRENGTH — FY 1958 (CONTINUED)

GAIN OR LOSS BY TYPE	TOTAL	JUL (1957)	AUG	SEP	OCT	NOV	DEC	JAN (1958)	FEB	MAR	APR	MAY	JUN
Dropped from Unit Rolls - Conviction by Civil Court - Total	-	-	-	-	-	-	-	-	-	-	-	-	-
Officer	-	-	-	-	-	-	-	-	-	-	-	-	-
Warrant Officer	-	-	-	-	-	-	-	-	-	-	-	-	-
Airman	-	-	-	-	-	-	-	-	-	-	-	-	-
Correction of Previously Reported as Gained From Dropped From Unit Rolls - Total	43	7	5	4	2	1	5	4	1	5	5	4	-
Officer	-	-	-	-	-	-	-	-	-	-	-	-	-
Warrant Officer	-	-	-	-	-	-	-	-	-	-	-	-	-
Airman	43	7	5	4	2	1	5	4	1	5	5	4	-
Correction of Previously Reported Accession - Total	224	15	21	19	21	17	13	23	27	27	17	8	16
Officer	91	7	5	12	9	8	8	5	13	9	5	2	8
Warrant Officer	-	-	-	-	-	-	-	-	-	-	-	-	-
Airman	133	8	16	7	12	9	5	18	14	18	12	6	8

SOURCE: Personnel Statistics Division, Directorate of Statistical Services, Comptroller of the Air Force.

TABLE 161- GAINS AND LOSSES OF FEMALE MILITARY PERSONNEL TO COMMAND STRENGTH — FY 1958

(Figures in parentheses represent WAF Officers only and are included in open figures which include both Air Force Nurses and Women's Medical Specialists Officers. Data are included in "Gains and Losses of Military Personnel to Command Strength" table. Summaries may be found in "Summary - Military Personnel Gains and Losses" table.)

GAIN OR LOSS	TOTAL	JUL (1957)	AUG	SEP	OCT	NOV	DEC	JAN (1958)	FEB	MAR	APR	MAY	JUN
GAIN - TOTAL	(125) 4,007	(1) 626	(2) 452	(3) 259	(26) 295	(24) 308	(1) 173	(2) 312	(37) 290	(4) 321	(18) 303	(1) 255	(6) 413
OFFICER - TOTAL	(125) 578	(1) 22	(2) 47	(3) 37	(26) 67	(24) 65	(1) 2	(2) 53	(37) 67	(4) 64	(18) 59	(1) 11	(6) 84
WARRANT OFFICER - TOTAL	-	-	-	-	-	-	-	-	-	-	-	-	-
AIRMAN - TOTAL	3,429	604	405	222	228	243	171	259	223	257	244	244	329
To Extended Active Duty From Air Force Reserve (Airman) - Total	3	-	-	-	-	1	-	1	1	-	-	-	-
Officer	-	-	-	-	-	-	-	-	-	-	-	-	-
Warrant Officer	-	-	-	-	-	-	-	-	-	-	-	-	-
Airman	3	-	-	-	-	1	-	1	1	-	-	-	-
To EAD from AFRes (Officer - Initial Tour) - Total	(108) 552	(1) 22	45	34	(26) 66	(24) 63	1	(1) 49	(37) 67	60	(18) 58	(1) 11	76
Officer	(108) 552	(1) 22	45	34	(26) 66	(24) 63	1	(1) 49	(37) 67	60	(18) 58	(1) 11	76
Warrant Officer	-	-	-	-	-	-	-	-	-	-	-	-	-
Airman	-	-	-	-	-	-	-	-	-	-	-	-	-
To EAD From AFRes (Officer - Second or Subsequent Tour) - Total	9	-	-	-	1	2	-	3	-	-	1	-	2
Officer	9	-	-	-	1	2	-	3	-	-	1	-	2
Warrant Officer	-	-	-	-	-	-	-	-	-	-	-	-	-
Airman	-	-	-	-	-	-	-	-	-	-	-	-	-
No Prior Service - Total	3,112	586	386	192	208	216	140	230	195	227	213	219	300
Officer	-	-	-	-	-	-	-	-	-	-	-	-	-
Warrant Officer	-	-	-	-	-	-	-	-	-	-	-	-	-
Airman	3,112	586	386	192	208	216	140	230	195	227	213	219	300
Prior Active Military Service - Total	110	7	7	10	8	8	8	3	11	16	10	12	10
Officer	-	-	-	-	-	-	-	-	-	-	-	-	-
Warrant Officer	-	-	-	-	-	-	-	-	-	-	-	-	-
Airman	110	7	7	10	8	8	8	3	11	16	10	12	10
Former Commissioned Officer or Warrant Officer - Total	3	-	-	-	-	-	-	-	-	-	3	-	-
Officer	-	-	-	-	-	-	-	-	-	-	-	-	-
Warrant Officer	-	-	-	-	-	-	-	-	-	-	-	-	-
Airman	3	-	-	-	-	-	-	-	-	-	3	-	-
For Officer Candidate School - Total	11	-	-	2	-	-	2	-	-	5	1	-	1
Officer	-	-	-	-	-	-	-	-	-	-	-	-	-
Warrant Officer	-	-	-	-	-	-	-	-	-	-	-	-	-
Airman	11	-	-	2	-	-	2	-	-	5	1	-	1

TABLE 161 - GAINS AND LOSSES OF FEMALE MILITARY PERSONNEL TO COMMAND STRENGTH — FY 1958 (CONTINUED)

GAIN OR LOSS	TOTAL		JUL (1957)	AUG	SEP	OCT	NOV	DEC	JAN (1958)	FEB	MAR	APR	MAY	JUN
Airman Within 90 Days of Separation From Regular Air Force - Total		173	7	10	15	12	14	21	25	15	8	16	13	17
Officer		-	-	-	-	-	-	-	-	-	-	-	-	-
Warrant Officer		-	-	-	-	-	-	-	-	-	-	-	-	-
Airman		173	7	10	15	12	14	21	25	15	8	16	13	17
Appointed Warrant Officer or Commissioned Officer From Airman Status (Initial Tour in Commissioned Status) - Total	(4)	4	-	(2) 2	-	-	-	(1) 1	(1) 1	-	-	-	-	-
Officer	(4)	4	-	(2) 2	-	-	-	(1) 1	(1) 1	-	-	-	-	-
Warrant Officer		-	-	-	-	-	-	-	-	-	-	-	-	-
Airman		-	-	-	-	-	-	-	-	-	-	-	-	-
Commissioned Officer From Officer Candidate School - Total	(13)	13	-	-	(3) 3	-	-	-	-	-	(4) 4	-	-	(6) 6
Officer	(13)	13	-	-	(3) 3	-	-	-	-	-	(4) 4	-	-	(6) 6
Warrant Officer		-	-	-	-	-	-	-	-	-	-	-	-	-
Airman		-	-	-	-	-	-	-	-	-	-	-	-	-
Returned From Desertion - Total		14	3	2	2	-	3	-	-	1	1	1	-	1
Officer		-	-	-	-	-	-	-	-	-	-	-	-	-
Warrant Officer		-	-	-	-	-	-	-	-	-	-	-	-	-
Airman		14	3	2	2	-	3	-	-	1	1	1	-	1
Correction of Previously Reported Separation - Total		3	1	-	1	-	1	-	-	-	-	-	-	-
Officer		-	-	-	-	-	-	-	-	-	-	-	-	-
Warrant Officer		-	-	-	-	-	-	-	-	-	-	-	-	-
Airman		3	1	-	1	-	1	-	-	-	-	-	-	-
LOSS - TOTAL	(81)	4,340	(6) 350	(2) 372	(8) 400	(3) 455	(6) 367	(1) 385	(15) 368	(16) 303	(8) 361	(7) 345	(6) 306	(3) 328
OFFICER - TOTAL	(81)	684	(6) 49	(2) 47	(8) 44	(3) 50	(6) 51	(1) 46	(15) 101	(16) 68	(8) 53	(7) 65	(6) 51	(3) 59
WARRANT OFFICER - TOTAL		-	-	-	-	-	-	-	-	-	-	-	-	-
AIRMAN - TOTAL		3,656	301	325	356	405	316	339	267	235	308	280	255	269
Contract Termination (Officer) - Total	(2)	128	-	-	(1) 3	4	(1) 16	6	26	11	17	12	15	18
Officer	(2)	128	-	-	(1) 3	4	(1) 16	6	26	11	17	12	15	18
Warrant Officer		-	-	-	-	-	-	-	-	-	-	-	-	-
Airman		-	-	-	-	-	-	-	-	-	-	-	-	-

TABLE 161 – GAINS AND LOSSES OF FEMALE MILITARY PERSONNEL TO COMMAND STRENGTH – FY 1958 (CONTINUED)

GAIN OR LOSS	TOTAL	JUL (1957)	AUG	SEP	OCT	NOV	DEC	JAN (1958)	FEB	MAR	APR	MAY	JUN
Obligation Termination (Officer) - Total	(8) 36	(1) 1	(1) 1	(3) 3	(1) 1	(2) 2	2	8	4	4	4	-	6
Officer	(8) 36	(1) 1	(1) 1	(3) 3	(1) 1	(2) 2	2	8	4	4	4	-	6
Warrant Officer	-	-	-	-	-	-	-	-	-	-	-	-	-
Airman	-	-	-	-	-	-	-	-	-	-	-	-	-
Medical Personnel Rel fr EAD - Total	45	17	15	9	4	-	-	-	-	-	-	-	-
Officer	45	17	15	9	4	-	-	-	-	-	-	-	-
Warrant Officer	-	-	-	-	-	-	-	-	-	-	-	-	-
Airman	-	-	-	-	-	-	-	-	-	-	-	-	-
Career Reserve Released from EAD-Total	(9) 12	(1) 1	-	(1) 1	-	-	(1) 2	(3) 3	(1) 1	-	(1) 2	-	(1) 2
Officer	(9) 12	(1) 1	-	(1) 1	-	-	(1) 2	(3) 3	(1) 1	-	(1) 2	-	(1) 2
Warrant Officer	-	-	-	-	-	-	-	-	-	-	-	-	-
Airman	-	-	-	-	-	-	-	-	-	-	-	-	-
Regular Airman Upon ETS - Total	405	69	68	48	55	21	17	21	17	17	15	25	32
Officer	-	-	-	-	-	-	-	-	-	-	-	-	-
Warrant Officer	-	-	-	-	-	-	-	-	-	-	-	-	-
Airman	405	69	68	48	55	21	17	21	17	17	15	25	32
National Health, Safety or Interest - Total	1	-	-	-	-	-	1	-	-	-	-	-	-
Officer	1	-	-	-	-	-	1	-	-	-	-	-	-
Warrant Officer	-	-	-	-	-	-	-	-	-	-	-	-	-
Airman	-	-	-	-	-	-	-	-	-	-	-	-	-
To Accept Commission as Officer (Other Than OCS or AVC) - Total	6	2	-	-	-	-	1	2	-	-	1	-	-
Officer	-	-	-	-	-	-	-	-	-	-	-	-	-
Warrant Officer	-	-	-	-	-	-	-	-	-	-	-	-	-
Airman	6	2	-	-	-	-	1	2	-	-	1	-	-
To Accept Commission as Officer From OCS - Total	13	-	-	3	-	-	-	-	-	4	-	-	6
Officer	-	-	-	-	-	-	-	-	-	-	-	-	-
Warrant Officer	-	-	-	-	-	-	-	-	-	-	-	-	-
Airman	13	-	-	3	-	-	-	-	-	4	-	-	6
Aviation Cadet and OCS Eliminees who Have Completed Active Duty Commitment - Total	2	-	-	2	-	-	-	-	-	-	-	-	-
Officer	-	-	-	-	-	-	-	-	-	-	-	-	-
Warrant Officer	-	-	-	-	-	-	-	-	-	-	-	-	-
Airman	2	-	-	2	-	-	-	-	-	-	-	-	-

TABLE 161- GAINS AND LOSSES OF FEMALE MILITARY PERSONNEL TO COMMAND STRENGTH – FY 1958 (CONTINUED)

GAIN OR LOSS	TOTAL	JUL (1957)	AUG	SEP	OCT	NOV	DEC	JAN (1958)	FEB	MAR	APR	MAY	JUN
To Attend School Other Than Medical School - Total	33	2	10	15	-	-	-	2	-	-	-	-	4
Officer	-	-	-	-	-	-	-	-	-	-	-	-	-
Warrant Officer	-	-	-	-	-	-	-	-	-	-	-	-	-
Airman	33	2	10	15	-	-	-	2	-	-	-	-	4
Returned From Overseas With Less Than Minimum Retainability - Total	110	6	10	8	13	11	5	8	3	8	12	14	12
Officer	45	1	3	2	10	5	1	5	2	2	8	4	2
Warrant Officer	-	-	-	-	-	-	-	-	-	-	-	-	-
Airman	65	5	7	6	3	6	4	3	1	6	4	10	10
Undue Hardship - Total	2	1	-	-	-	-	-	1	-	-	-	-	-
Officer	2	1	-	-	-	-	-	1	-	-	-	-	-
Warrant Officer	-	-	-	-	-	-	-	-	-	-	-	-	-
Airman	-	-	-	-	-	-	-	-	-	-	-	-	-
Miscellaneous Reason - Section G, AFR 36-22 - Total	(5) 30	-	1	(1) 1	2	(1) 3	6	(1) 4	(1) 5	1	(1) 4	3	-
Officer	(5) 30	-	1	(1) 1	2	(1) 3	6	(1) 4	(1) 5	1	(1) 4	3	-
Warrant Officer	-	-	-	-	-	-	-	-	-	-	-	-	-
Airman	-	-	-	-	-	-	-	-	-	-	-	-	-
Reserve Officer Declining to Serve in Lower Grade - Total	1	-	-	-	-	-	-	-	1	-	-	-	-
Officer	1	-	-	-	-	-	-	-	1	-	-	-	-
Warrant Officer	-	-	-	-	-	-	-	-	-	-	-	-	-
Airman	-	-	-	-	-	-	-	-	-	-	-	-	-
Erroneous Enlistment - Separation by USAF Directive - Total	1	-	-	-	-	-	-	-	-	-	1	-	-
Officer	-	-	-	-	-	-	-	-	-	-	-	-	-
Warrant Officer	-	-	-	-	-	-	-	-	-	-	-	-	-
Airman	1	-	-	-	-	-	-	-	-	-	1	-	-
Mass Release - Separation by USAF Directive - Total	8	-	3	-	-	-	4	1	-	-	-	-	-
Officer	-	-	-	-	-	-	-	-	-	-	-	-	-
Warrant Officer	-	-	-	-	-	-	-	-	-	-	-	-	-
Airman	8	-	3	-	-	-	4	1	-	-	-	-	-
Individual Release - Separation by USAF Directive - Total	19	-	2	1	2	-	-	3	1	2	1	3	4
Officer	-	-	-	-	-	-	-	-	-	-	-	-	-
Warrant Officer	-	-	-	-	-	-	-	-	-	-	-	-	-
Airman	19	-	2	1	2	-	-	3	1	2	1	3	4

TABLE 161 — GAINS AND LOSSES OF FEMALE MILITARY PERSONNEL TO COMMAND STRENGTH — FY 1958 (CONTINUED)

GAIN OR LOSS	TOTAL		JUL (1957)	AUG	SEP	OCT	NOV	DEC	JAN (1958)	FEB	MAR	APR	MAY	JUN
Involuntary Separation - Separation by USAF Directive - Total	(22)	108	16	1	6	7	(1) 17	8	(8) 18	(11) 20	(2) 6	3	-	6
Officer	(22)	50	-	-	-	-	(1) 4	5	(8) 16	(11) 17	(2) 2	1	-	5
Warrant Officer		-	-	-	-	-	-	-	-	-	-	-	-	-
Airman		58	16	1	6	7	13	3	2	3	4	2	-	1
Voluntary Separation - Separation by USAF Directive - Total		494	10	10	36	107	87	91	41	26	46	20	11	9
Officer		-	-	-	-	-	-	-	-	-	-	-	-	-
Warrant Officer		-	-	-	-	-	-	-	-	-	-	-	-	-
Airman		494	10	10	36	107	87	91	41	26	46	20	11	9
Resignation - Unconditional - Total	(1)	7	1	1	-	(1) 2	1	-	-	-	1	1	-	-
Officer	(1)	4	1	-	-	(1) 1	1	-	-	-	1	-	-	-
Warrant Officer		-	-	-	-	-	-	-	-	-	-	-	-	-
Airman		3	-	1	-	1	-	-	-	-	-	1	-	-
Medical Officer Upon Application for Honorable Discharge - Total		3	-	-	-	-	1	-	1	-	1	-	-	-
Officer		3	-	-	-	-	1	-	1	-	1	-	-	-
Warrant Officer		-	-	-	-	-	-	-	-	-	-	-	-	-
Airman		-	-	-	-	-	-	-	-	-	-	-	-	-
Resignation - Hardship - Total	(2)	3	-	-	-	-	-	1	(1) 1	-	-	-	(1) 1	-
Officer	(2)	3	-	-	-	-	-	1	(1) 1	-	-	-	(1) 1	-
Warrant Officer		-	-	-	-	-	-	-	-	-	-	-	-	-
Airman		-	-	-	-	-	-	-	-	-	-	-	-	-
Resignation - In Lieu of Elimination or Release by Reason of Conduct or Efficiency - Total	(1)	6	-	-	-	1	2	-	1	-	1	(1) 1	-	-
Officer	(1)	6	-	-	-	1	2	-	1	-	1	(1) 1	-	-
Warrant Officer		-	-	-	-	-	-	-	-	-	-	-	-	-
Airman		-	-	-	-	-	-	-	-	-	-	-	-	-
For Good of Service - Homosexual - Total		5	-	-	-	-	-	-	-	-	2	1	-	2
Officer		5	-	-	-	-	-	-	-	-	2	1	-	2
Warrant Officer		-	-	-	-	-	-	-	-	-	-	-	-	-
Airman		-	-	-	-	-	-	-	-	-	-	-	-	-
For Good of Service in Lieu of Trial - Total		2	-	1	1	-	-	-	-	-	-	-	-	-
Officer		2	-	1	1	-	-	-	-	-	-	-	-	-
Warrant Officer		-	-	-	-	-	-	-	-	-	-	-	-	-
Airman		-	-	-	-	-	-	-	-	-	-	-	-	-

TABLE 161 — GAINS AND LOSSES OF FEMALE MILITARY PERSONNEL TO COMMAND STRENGTH — FY 1958 (CONTINUED)

GAIN OR LOSS	TOTAL		JUL (1957)		AUG	SEP	OCT	NOV	DEC	JAN (1958)	FEB	MAR	APR	MAY	JUN
Release from EAD - Revert to Retired List - Total	(2)	2	(2)	2	-	-	-	-	-	-	-	-	-	-	-
Officer	(2)	2	(2)	2	-	-	-	-	-	-	-	-	-	-	-
Warrant Officer		-		-	-	-	-	-	-	-	-	-	-	-	-
Airman		-		-	-	-	-	-	-	-	-	-	-	-	-
Voluntary Retirement - By Years of Service - Total		1		-	-	-	-	-	-	1	-	-	-	-	-
Officer		1		-	-	-	-	-	-	1	-	-	-	-	-
Warrant Officer		-		-	-	-	-	-	-	-	-	-	-	-	-
Airman		-		-	-	-	-	-	-	-	-	-	-	-	-
Involuntary Retirement - Total	(8)	9		-	-	(1) 1	(1) 1	-	-	-	(1) 1	-	(1) 1	(4) 4	1
Officer	(8)	9		-	-	(1) 1	(1) 1	-	-	-	(1) 1	-	(1) 1	(4) 4	1
Warrant Officer		-		-	-	-	-	-	-	-	-	-	-	-	-
Airman		-		-	-	-	-	-	-	-	-	-	-	-	-
Disability - Placed on Temporary Disability Retired List - Total	(1)	27		1	(1) 4	3	2	2	4	3	2	2	-	-	4
Officer	(1)	9		1	(1) 3	1	-	-	3	-	-	-	-	-	1
Warrant Officer		-		-	-	-	-	-	-	-	-	-	-	-	-
Airman		18		-	1	2	2	2	1	3	2	2	-	-	3
Disability - Permanently Retired - Total	(5)	17		2	1	1	2	(1) 3	-	(1) 3	-	1	(2) 2	-	(1) 2
Officer	(5)	12		1	1	1	1	(1) 3	-	(1) 2	-	-	(2) 2	-	(1) 1
Warrant Officer		-		-	-	-	-	-	-	-	-	-	-	-	-
Airman		5		1	-	-	1	-	-	1	-	1	-	-	1
Disability - With Entitlement to Severance Pay - Total	(2)	6		-	-	1	-	-	-	1	-	-	(1) 3	(1) 1	-
Officer	(2)	6		-	-	1	-	-	-	1	-	-	(1) 3	(1) 1	-
Warrant Officer		-		-	-	-	-	-	-	-	-	-	-	-	-
Airman		-		-	-	-	-	-	-	-	-	-	-	-	-
Marriage - Total	(2)	814		45	83	83	73	53	71	65	57	(2) 79	74	68	63
Officer	(2)	31		2	6	1	5	2	1	1	4	(2) 4	2	2	1
Warrant Officer		-		-	-	-	-	-	-	-	-	-	-	-	-
Airman		783		43	77	82	68	51	70	64	53	75	72	66	62
Pregnancy - Total	(8)	1,378	(2)	132	120	(1) 107	127	102	116	(1) 110	(2) 108	(1) 112	123	111	(1) 110
Officer	(8)	207	(2)	19	15	(1) 15	17	10	14	(1) 27	(2) 18	(1) 13	22	17	(1) 20
Warrant Officer		-		-	-	-	-	-	-	-	-	-	-	-	-
Airman		1,171		113	105	92	110	92	102	83	90	99	101	94	90
Minor Children - Total	(1)	20		2	2	3	-	-	3	1	1	(1) 2	1	2	3
Officer	(1)	5		1	1	-	-	-	-	1	-	(1) 1	-	1	-
Warrant Officer		-		-	-	-	-	-	-	-	-	-	-	-	-
Airman		15		1	1	3	-	-	3	-	1	1	1	1	3

TABLE 161 – GAINS AND LOSSES OF FEMALE MILITARY PERSONNEL TO COMMAND STRENGTH – FY 1958 (CONTINUED)

GAIN OR LOSS	TOTAL	JUL (1957)	AUG	SEP	OCT	NOV	DEC	JAN (1958)	FEB	MAR	APR	MAY	JUN
Physical Disability - Entitled to Severance Pay - Total	23	3	-	1	-	5	2	3	1	4	1	1	2
Officer	-	-	-	-	-	-	-	-	-	-	-	-	-
Warrant Officer	-	-	-	-	-	-	-	-	-	-	-	-	-
Airman	23	3	-	1	-	5	2	3	1	4	1	1	2
Physical Disability - Not Entitled to Severance Pay - Total	(1) 66	4	2	9	6	5	6	5	8	(1) 6	7	4	4
Officer	(1) 9	-	-	1	1	1	-	1	1	(1) 3	1	-	-
Warrant Officer	-	-	-	-	-	-	-	-	-	-	-	-	-
Airman	57	4	2	8	5	4	6	4	7	3	6	4	4
Release of Officer Recommended for Elimination - Total	3	-	-	1	-	-	1	-	-	-	1	-	-
Officer	3	-	-	1	-	-	1	-	-	-	1	-	-
Warrant Officer	-	-	-	-	-	-	-	-	-	-	-	-	-
Airman	-	-	-	-	-	-	-	-	-	-	-	-	-
Minority - Underage - Total	3	-	1	-	-	-	-	-	2	-	-	-	-
Officer	-	-	-	-	-	-	-	-	-	-	-	-	-
Warrant Officer	-	-	-	-	-	-	-	-	-	-	-	-	-
Airman	3	-	1	-	-	-	-	-	2	-	-	-	-
Dependency or Hardship - Total	50	3	1	3	7	6	4	3	4	4	8	4	3
Officer	-	-	-	-	-	-	-	-	-	-	-	-	-
Warrant Officer	-	-	-	-	-	-	-	-	-	-	-	-	-
Airman	50	3	1	3	7	6	4	3	4	4	8	4	3
Discharge - Homosexual - Total	62	7	4	7	9	4	4	5	4	2	7	2	7
Officer	-	-	-	-	-	-	-	-	-	-	-	-	-
Warrant Officer	-	-	-	-	-	-	-	-	-	-	-	-	-
Airman	62	7	4	7	9	4	4	5	4	2	7	2	7
Fradulent Enlistment - Total	3	-	-	2	-	-	-	-	-	-	-	1	-
Officer	-	-	-	-	-	-	-	-	-	-	-	-	-
Warrant Officer	-	-	-	-	-	-	-	-	-	-	-	-	-
Airman	3	-	-	2	-	-	-	-	-	-	-	1	-
Absentee or Deserter - Trial Barred by UCMJ or Waived - Total	1	-	-	1	-	-	-	-	-	-	-	-	-
Officer	-	-	-	-	-	-	-	-	-	-	-	-	-
Warrant Officer	-	-	-	-	-	-	-	-	-	-	-	-	-
Airman	1	-	-	1	-	-	-	-	-	-	-	-	-

TABLE 161,— GAINS AND LOSSES OF FEMALE MILITARY PERSONNEL TO COMMAND STRENGTH — FY 1958 (CONTINUED)

GAIN OR LOSS	TOTAL	JUL (1957)	AUG	SEP	OCT	NOV	DEC	JAN (1958)	FEB	MAR	APR	MAY	JUN
Dishonorable or Bad Conduct Discharge (Desertion) - Total	2	-	-	-	-	-	-	1	-	-	-	1	-
Officer	-	-	-	-	-	-	-	-	-	-	-	-	-
Warrant Officer	-	-	-	-	-	-	-	-	-	-	-	-	-
Airman	2	-	-	-	-	-	-	1	-	-	-	1	-
Dismissal From the service (Officer) Dishonorable or Bad Conduct Discharge (Airman - other than Desertion)-Total	6	-	1	1	-	2	1	-	-	-	-	-	1
Officer	-	-	-	-	-	-	-	-	-	-	-	-	-
Warrant Officer	-	-	-	-	-	-	-	-	-	-	-	-	-
Airman	6	-	1	1	-	2	1	-	-	-	-	-	1
Inaptitude or Unsuitability - Total	295	15	25	34	23	20	23	22	16	35	33	26	23
Officer	-	-	-	-	-	-	-	-	-	-	-	-	-
Warrant Officer	-	-	-	-	-	-	-	-	-	-	-	-	-
Airman	295	15	25	34	23	20	23	22	16	35	33	26	23
Unfitness (Character) - Total	24	1	3	1	3	2	1	2	2	1	4	2	2
Officer	-	-	-	-	-	-	-	-	-	-	-	-	-
Warrant Officer	-	-	-	-	-	-	-	-	-	-	-	-	-
Airman	24	1	3	1	3	2	1	2	2	1	4	2	2
Deaths - Total	18	3	1	2	1	1	-	-	4	1	1	4	-
Officer	5	1	-	1	-	-	-	-	1	-	-	3	-
Warrant Officer	-	-	-	-	-	-	-	-	-	-	-	-	-
Airman	13	2	1	1	1	1	-	-	3	1	1	2	-
As Absentee or Deserter - Total	14	4	-	1	1	-	2	-	2	1	1	1	1
Officer	-	-	-	-	-	-	-	-	-	-	-	-	-
Warrant Officer	-	-	-	-	-	-	-	-	-	-	-	-	-
Airman	14	4	-	1	1	-	2	-	2	1	1	1	1
As Prisoner (Other Than Prisoner of War) - Total	1	-	-	-	-	-	-	-	-	-	-	1	-
Officer	-	-	-	-	-	-	-	-	-	-	-	-	-
Warrant Officer	-	-	-	-	-	-	-	-	-	-	-	-	-
Airman	1	-	-	-	-	-	-	-	-	-	-	1	-
Correction of Previously Reported as Gained from Dropped from Unit Rolls - Total	3	-	1	-	-	-	-	-	2	-	-	-	-
Officer	2	-	-	-	-	-	-	-	2	-	-	-	-
Warrant Officer	-	-	-	-	-	-	-	-	-	-	-	-	-
Airman	1	-	1	-	-	-	-	-	-	-	-	-	-
Correction of Previously Reported Accession - Total	(1) 12	-	-	1	2	1	3	2	-	(1) 1	-	1	1
Officer	(1) 10	-	-	1	2	1	3	1	-	(1) 1	-	1	-
Warrant Officer	-	-	-	-	-	-	-	-	-	-	-	-	-
Airman	2	-	-	-	-	-	-	1	-	-	-	-	1

SOURCE: Personnel Statistics Division, Directorate of Statistical Services, Comptroller of the Air Force.

TABLE 162 — SUMMARY — GAINS AND LOSSES OF AIRMEN BY AGE GROUP — FY 1955 THROUGH FY 1958

(Table below excludes SCARWAF)

MONTH	TOTAL	AGE GROUP											
		18 and Younger	19	20	21	22	23	24	25	26	27 Through 33	34 Through 40	41 And Older
		GAINS - FISCAL YEAR SUMMARIES											
FY 1955 - TOTAL	199,213	98,995	37,011	19,730	7,448	6,749	6,239	5,522	4,060	2,932	7,590	2,434	503
FY 1956 - TOTAL	161,715	72,113	26,246	13,410	8,608	7,056	6,403	5,967	4,346	3,333	9,404	3,913	916
FY 1957 - TOTAL	149,280	58,178	26,497	13,907	8,842	10,285	7,519	5,100	3,210	2,678	8,957	2,452	1,655
FY 1958 - TOTAL													
FY 1959 - TOTAL													
FY 1960 - TOTAL													
		GAINS - FY 1958											
FY 1958 TOTAL	104,608	31,692	17,974	9,378	7,035	8,651	7,284	5,027	3,038	2,271	8,744	2,629	885
July (1957)	11,682	5,072	2,037	801	519	647	438	404	226	148	627	134	29
August	10,975	5,047	1,946	849	554	647	452	328	202	170	612	131	37
September	8,071	3,475	1,318	536	399	477	356	296	194	155	653	172	40
October	8,183	3,379	1,247	638	487	524	409	295	163	164	648	168	61
November	8,448	3,517	1,176	584	558	555	449	279	203	159	703	210	55
December	6,792	2,224	651	444	600	653	485	317	189	179	658	281	111
January (1958)	9,968	1,296	2,009	1,182	713	1,013	963	743	410	258	988	280	113
February	10,905	1,779	2,326	1,295	825	1,019	915	632	389	255	946	370	154
March	8,006	1,084	1,414	762	634	863	893	573	347	241	838	268	89
April	7,058	873	1,188	754	672	751	748	472	277	195	785	256	87
May	6,704	1,234	1,198	775	541	713	619	349	224	180	654	164	53
June	8,416	2,712	1,464	758	533	789	557	339	214	167	632	195	56
		LOSSES - FISCAL YEAR SUMMARIES											
FY 1955 - TOTAL	197,839	5,232	3,383	6,534	14,095	31,311	46,983	40,429	23,343	10,575	11,220	3,325	1,409
FY 1956 - TOTAL	191,000	4,771	4,483	5,397	16,643	30,207	39,221	36,726	19,669	10,029	16,906	4,938	2,010
FY 1957 - TOTAL	137,024	4,965	5,029	5,799	12,611	21,645	27,260	29,719	8,005	4,366	10,689	3,765	3,171
FY 1958 - TOTAL													
FY 1959 - TOTAL													
FY 1960 - TOTAL													
		LOSSES - FY 1958											
FY 1958 TOTAL	145,502	3,675	6,161	12,108	26,750	34,559	26,070	12,197	4,485	3,043	10,316	3,731	2,407
July (1957)	10,209	382	364	848	1,962	2,047	1,883	1,120	330	205	685	227	156
August	8,958	383	426	687	1,258	1,752	1,784	917	290	232	787	259	183
September	13,262	399	966	1,814	2,296	2,707	2,309	912	346	241	805	282	185
October	21,823	452	703	1,421	4,900	6,513	4,235	1,346	431	297	966	331	228
November	18,293	457	594	1,922	4,183	4,721	3,159	1,023	433	300	929	341	231
December	16,975	432	470	1,844	4,856	4,060	2,304	741	362	311	989	371	235
January (1958)	9,094	125	325	518	1,120	1,930	1,809	1,125	453	226	893	334	236
February	9,446	161	424	604	1,411	2,110	1,749	1,010	388	231	837	322	199
March	9,988	213	471	657	1,509	2,147	1,744	1,058	381	266	963	382	197
April	9,313	201	512	659	1,111	2,181	1,766	998	361	245	828	262	189
May	8,490	223	454	544	1,029	2,070	1,554	907	323	225	747	276	138
June	9,651	247	452	590	1,115	2,321	1,774	1,040	387	264	887	344	230

Source: Personnel Statistics Division, Directorate of Statistical Services, Comptroller of the Air Force

TABLE 163 — SUMMARY — GAINS OF OFFICERS TO COMMAND STRENGTH BY GRADE — FY 1954 THROUGH FY 1958

(Table below includes SCARWAF through March 1956)

DEPARTMENTAL STATUS BY DATE	TOTAL	GENERAL	COLONEL	LIEUTENANT COLONEL	MAJOR	CAPTAIN	FIRST LIEUTENANT	SECOND LIEUTENANT	WARRANT OFFICER
	FISCAL YEAR SUMMARIES								
FY 1954 - TOTAL. . .	21,229	1	9	53	176	455	1,417	18,987	131
USAF - TOTAL.	20,610	1	6	34	128	351	1,346	18,687	57
SCARWAF - TOTAL	619	-	3	19	48	104	71	300	74
FY 1955 - TOTAL. . .	20,681	2	8	53	171	701	1,999	17,200	547
USAF - TOTAL	19,828	2	2	35	113	571	1,949	16,767	389
SCARWAF - TOTAL.	853	-	6	18	58	130	50	433	158
FY 1956 - TOTAL. . .	21,185	6	11	31	72	322	2,013	18,256	474
USAF - TOTAL.	20,971	6	10	27	60	300	1,994	18,143	431
SCARWAF - TOTAL	214	-	1	4	12	22	19	113	43
FY 1957 - TOTAL. . .	13,910	2	7	7	54	1,375	1,955	9,768	742
FY 1958 - TOTAL. . .									
FY 1959 - TOTAL. ...									
FY 1960 - TOTAL. . .									
	FY 1958								
FY 1958 - TOTAL. . .	10,039	-	4	10	15	812	1,018	7,972	208
July (1957)	1,130	-	1	1	-	261	160	707	-
August.	1,242	-	-	1	-	161	136	944	-
September	941	-	-	-	2	248	114	577	-
October	1,026	-	-	1	3	45	170	806	1
November.	333	-	-	1	-	9	111	212	-
December.	799	-	-	1	-	7	17	606	168
January (1958).	830	-	1	1	4	30	44	725	25
February.	482	-	2	1	2	6	72	388	11
March	983	-	-	1	1	6	55	918	2
April	474	-	-	-	2	3	45	424	-
May	589	-	-	1	-	3	14	571	-
June.	1,210	-	-	1	1	33	80	1,094	1

Source: Personnel Statistics Division, Directorate of Statistical Services, Comptroller of the Air Force.

TABLE 164 – SUMMARY – GAINS OF ENLISTED PERSONNEL TO COMMAND STRENGTH BY GRADE – FY 1954 THROUGH 1958

(Table below includes SCARWAF through March 1956)

DEPARTMENTAL STATUS BY DATE	TOTAL	MASTER SERGEANT	TECHNICAL SERGEANT OR SERGEANT FIRST CLASS	STAFF SERGEANT OR SERGEANT	AIRMAN FIRST CLASS OR CORPORAL	AIRMAN SECOND CLASS OR PRIVATE FIRST CLASS	AIRMAN THIRD CLASS OR PRIVATE 2	BASIC AIRMAN OR PRIVATE 1	AVIATION CADET
	FISCAL YEAR SUMMARIES								
FY 1954 - TOTAL	153,436	1,840	2,458	5,997	4,987	4,279	22,625	111,236	14
USAF - TOTAL	138,482	1,700	2,225	5,716	4,714	3,754	9,588	110,771	14
SCARWAF - TOTAL	14,954	140	233	281	273	525	13,037	465	-
FY 1955 - TOTAL	217,097	1,334	2,716	11,027	9,304	5,559	24,701	162,456	-
USAF - TOTAL	199,213	1,061	1,917	9,527	8,130	3,954	12,308	162,316	-
SCARWAF - TOTAL	17,884	273	799	1,500	1,174	1,605	12,393	140	-
FY 1956 - TOTAL	167,019	2,323	3,456	9,880	12,686	6,057	14,180	118,424	13
USAF - TOTAL	161,715	2,270	3,313	9,581	12,313	5,277	10,613	118,335	13
SCARWAF - TOTAL	5,304	53	143	299	373	780	3,567	89	-
FY 1957 - TOTAL	149,280	1,128	3,077	7,978	10,789	5,013	9,597	111,695	3
FY 1958 - TOTAL									
FY 1959 - TOTAL									
FY 1960 - TOTAL									
	FY 1958								
FY 1958 - TOTAL	104,608	1,121	2,661	7,570	11,939	7,142	9,711	64,464	-
July (1957)	11,082	63	194	488	660	378	766	8,533	-
August	10,975	60	194	530	642	433	753	8,363	-
September	8,071	68	200	498	676	349	700	5,580	-
October	8,183	89	223	530	686	446	736	5,473	-
November	8,448	101	229	598	872	535	757	5,356	-
December	6,792	167	205	600	1,026	786	754	3,254	-
January (1958)	9,968	89	283	788	1,293	1,157	1,376	4,982	-
February	10,905	168	257	776	1,518	780	1,264	6,142	-
March	8,006	98	213	822	1,478	793	737	3,865	-
April	7,058	77	229	726	1,172	626	760	3,468	-
May	6,704	60	204	606	889	459	543	3,943	-
June	8,416	81	230	608	1,027	400	565	5,505	-

Source: Personnel Statistics Division, Directorate of Statistical Services, Comptroller of the Air Force

TABLE 165 — SUMMARY — LOSSES OF OFFICERS TO COMMAND STRENGTH BY GRADE — FY 1954 THROUGH FY 1958

(Table below includes SCARWAF through March 1956)

DEPARTMENTAL STATUS BY DATE	TOTAL	GENERAL	COLONEL	LIEUTENANT COLONEL	MAJOR	CAPTAIN	FIRST LIEUTENANT	SECOND LIEUTENANT	WARRANT OFFICER
	FISCAL YEAR SUMMARIES								
FY 1954 - TOTAL	22,244	46	200	551	1,761	5,737	9,209	4,304	436
USAF - TOTAL	21,372	46	196	542	1,723	5,577	9,022	3,880	386
SCARWAF - TOTAL	872	-	4	9	38	160	187	424	50
FY 1955 - TOTAL	13,026	27	129	264	575	3,028	8,049	714	240
USAF - TOTAL	12,589	27	123	246	543	2,948	7,892	621	189
SCARWAF - TOTAL	437	-	6	18	32	80	157	93	51
FY 1956 - TOTAL	16,564	24	181	297	662	2,171	11,722	1,048	459
USAF - TOTAL	14,994	24	166	237	482	1,838	11,375	736	136
SCARWAF - TOTAL	1,570	-	15	60	180	333	347	312	323
FY 1957 - TOTAL	15,400	42	179	242	576	2,902	10,280	996	183
FY 1958 - TOTAL									
FY 1959 - TOTAL									
FY 1960 - TOTAL									
	FY 1958								
FY 1959 - TOTAL	17,864	44	191	459	996	2,896	12,515	549	214
July (1957)	1,395	6	14	42	54	454	766	37	22
August	1,686	13	19	38	56	336	1,176	32	16
September	2,318	4	20	33	59	222	1,916	42	22
October	1,406	2	12	34	57	166	1,075	40	20
November	1,938	7	20	57	136	253	1,378	71	16
December	2,065	-	14	65	177	221	1,495	77	16
January (1958)	2,608	3	25	50	145	378	1,923	64	20
February	1,518	1	19	50	124	310	949	51	14
March	1,090	3	8	30	67	127	802	34	19
April	813	1	13	25	56	133	535	33	17
May	440	-	9	16	24	95	254	24	18
June	587	4	18	19	41	201	246	44	14

Source: Personnel Statistics Division, Directorate of Statistical Services, Comptroller of the Air Force.

TABLE 166 — SUMMARY — LOSSES OF ENLISTED PERSONNEL FROM COMMAND STRENGTH BY GRADE — FY 1954 THROUGH FY 1958

(Table below includes SCARWAF through March 1956)

DEPARTMENTAL STATUS BY DATE	TOTAL	MASTER SERGEANT	TECHNICAL SERGEANT OR SERGEANT FIRST CLASS	STAFF SERGEANT OR SERGEANT	AIRMAN FIRST CLASS OR CORPORAL	AIRMAN SECOND CLASS OR PRIVATE FIRST CLASS	AIRMAN THIRD CLASS OR PRIVATE 2	BASIC AIRMAN OR PRIVATE 1	AVIATION CADET
	FISCAL YEAR SUMMARIES								
FY 1954 - TOTAL. .	177,499	3,593	6,949	36,553	50,056	30,679	21,608	21,273	6,788
USAF - TOTAL.	160,870	3,418	6,595	35,143	40,227	27,330	20,336	21,033	6,788
SCARWAF - TOTAL	16,629	175	354	1,410	9,829	3,349	1,272	240	-
FY 1955 - TOTAL. .	208,651	2,699	4,660	65,111	78,157	23,921	12,490	15,261	6,352
USAF - TOTAL.	197,839	2,602	4,489	64,511	70,855	22,142	11,774	15,114	6,352
SCARWAF - TOTAL	10,812	97	171	600	7,302	1,779	716	147	-
FY 1956 - TOTAL. .	219,251	4,719	6,371	45,909	87,429	36,920	17,330	17,607	2,966
USAF - TOTAL.	191,000	3,743	4,471	41,517	76,666	29,535	14,811	17,294	2,963
SCARWAF - TOTAL	28,251	976	1,900	4,392	10,763	7,385	2,519	313	3
FY 1957 - TOTAL. .	137,024	2,925	3,747	26,753	49,806	18,717	13,917	19,228	1,931
FY 1958 - TOTAL. .									
FY 1959 - TOTAL. .									
FY 1960 - TOTAL. .									
	FY 1958								
FY 1958 - TOTAL. .	145,502	2,505	3,291	16,734	39,904	38,077	23,379	20,098	1,514
July (1957)	10,209	171	231	1,269	1,762	1,033	3,749	1,878	116
August.	8,958	177	284	1,433	2,268	1,267	1,728	1,645	156
September	13,262	217	266	1,540	2,384	2,545	4,077	2,044	189
October.	21,823	233	241	1,423	2,402	12,766	2,629	1,929	200
November.	18,293	292	255	1,600	7,827	4,373	2,047	1,789	110
December.	16,975	367	310	1,725	6,927	4,243	1,546	1,690	167
January (1958).	9,094	219	291	1,612	1,790	2,419	1,231	1,421	111
February.	9,446	169	257	1,372	1,324	3,011	1,672	1,515	126
March	9,988	184	331	1,290	1,740	3,114	1,526	1,690	113
April	9,313	153	248	1,062	3,692	1,255	1,199	1,615	89
May	8,490	119	229	989	3,766	945	971	1,408	63
June.	9,651	204	348	1,419	4,022	1,106	1,004	1,474	74

SOURCE: Personnel Statistics Division, Directorate of Statistical Services, Comptroller of the Air Force.

505282 O - 59 - 22

TABLE 167 — SUMMARY — LOSSES OF USAF OFFICERS FROM COMMAND STRENGTH BY AERONAUTICAL STATUS, BY AGE GROUP — FY 1953 THROUGH FY 1958

MONTH OF LOSS AND AERONAUTICAL STATUS	TOTAL	AGE GROUP										
		23 And Younger	24 Thru 26	27 Thru 29	30 Thru 32	33 Thru 35	36 Thru 38	39 Thru 41	42 Thru 44	45 Thru 47	48 Thru 50	51 And Older
	FISCAL YEAR SUMMARIES											
FY 1953 - TOTAL	26,286	1,501	2,918	6,509	6,684	4,518	2,122	770	467	336	176	285
PILOTS - TOTAL	7,479	190	419	2,134	2,553	1,481	518	63	29	25	15	52
OTHER RATED - TOTAL	4,303	51	93	1,474	1,439	899	312	14	3	3	2	13
NON-RATED - TOTAL	14,504	1,260	2,406	2,901	2,692	2,138	1,292	693	435	308	159	220
FY 1954 - TOTAL	21,372	1,611	6,497	3,098	3,404	2,422	1,505	577	452	377	259	1,170
PILOTS - TOTAL	4,685	131	642	850	1,323	991	462	55	30	22	19	160
OTHER RATED - TOTAL	1,740	88	288	322	439	331	201	28	11	3	2	27
NON-RATED - TOTAL	14,947	1,392	5,567	1,926	1,642	1,100	842	494	411	352	238	983
FY 1955 - TOTAL	12,589	840	6,132	1,944	1,463	1,004	476	222	134	102	81	191
PILOTS - TOTAL	2,124	60	802	488	311	263	117	28	6	6	7	36
OTHER RATED - TOTAL	815	28	399	131	102	85	43	14	4	-	1	8
NON-RATED - TOTAL	9,650	752	4,931	1,325	1,050	656	316	180	124	96	73	147
FY 1956 - TOTAL	14,994	719	8,753	3,111	697	512	335	233	182	123	110	219
PILOTS - TOTAL	3,028	51	1,617	834	184	157	101	25	10	9	10	30
OTHER RATED - TOTAL	1,553	55	949	385	58	42	24	19	12	2	1	6
NON-RATED - TOTAL	10,413	613	6,187	1,892	455	313	210	189	160	112	99	183
FY 1957 - TOTAL	15,400	451	8,041	3,957	795	579	364	323	212	201	155	322
PILOTS - TOTAL	3,292	50	1,836	827	131	144	101	72	21	15	9	86
OBSERVERS - TOTAL	1,367	64	793	329	34	47	44	30	10	5	3	8
NAVIGATORS - TOTAL	153	2	89	46	9	2	2	2	1	-	-	-
FLIGHT SURGEONS - TOTAL	123	-	2	67	19	14	5	2	3	1	4	6
NON-RATED - TOTAL	10,465	335	5,321	2,688	602	372	212	217	177	180	139	222
FY 1958 - TOTAL												
PILOTS - TOTAL												
OBSERVERS - TOTAL												
NAVIGATORS - TOTAL												
FLIGHT SURGEONS - TOTAL												
NON-RATED - TOTAL												
FY 1959 - TOTAL												
PILOTS - TOTAL												
OBSERVERS - TOTAL												
NAVIGATORS - TOTAL												
FLIGHT SURGEONS - TOTAL												
NON-RATED - TOTAL												
FY 1960 - TOTAL												
PILOTS - TOTAL												
OBSERVERS - TOTAL												
NAVIGATORS - TOTAL												
FLIGHT SURGEONS - TOTAL												
NON-RATED - TOTAL												
	FY 1958											
FY 1958 - TOTAL	17,864	438	9,919	3,549	604	546	786	600	366	290	276	490
PILOTS - TOTAL	5,399	116	3,328	871	123	224	342	214	82	23	13	63
OBSERVERS - TOTAL	1,076	36	676	162	21	32	53	51	22	9	5	9
NAVIGATORS - TOTAL	1,625	63	1,189	217	19	24	47	46	18	1	-	1
FLIGHT SURGEONS - TOTAL	144	-	6	89	22	10	7	1	2	1	1	5
NON-RATED - TOTAL	9,620	223	4,720	2,210	419	256	337	288	242	256	257	412
July (1957) - Total	1,395	21	634	441	64	51	56	38	20	25	9	36
Pilots	256	1	144	47	15	12	14	11	1	2	-	9
Observers	112	7	80	18	1	-	2	3	-	-	1	-
Navigators	71	1	62	5	-	3	-	-	-	-	-	-
Flight Surgeons	54	-	3	42	6	1	-	-	-	-	-	2
Non-Rated	902	12	345	329	42	35	40	24	19	23	8	25
August - Total	1,686	28	991	435	43	37	30	25	26	22	17	32
Pilots	421	2	298	67	6	9	9	7	2	3	3	15
Observers	118	7	85	17	-	2	-	2	1	2	1	1
Navigators	126	2	108	15	-	-	-	-	-	1	-	-
Flight Surgeons	6	-	-	4	-	1	-	1	-	-	-	-
Non-Rated	1,015	17	500	332	37	25	21	15	23	16	13	16

TABLE 167 – SUMMARY – LOSSES OF USAF OFFICERS FROM COMMAND STRENGTH BY AERONAUTICAL STATUS BY AGE GROUP – FY 1953 THROUGH FY 1958 (CONTINUED)

MONTH OF LOSS AND AERONAUTICAL STATUS	TOTAL	AGE GROUP										
		23 And Younger	24 Thru 26	27 Thru 29	30 Thru 32	33 Thru 35	36 Thru 38	39 Thru 41	42 Thru 44	45 Thru 47	48 Thru 50	51 And Older
	FY 1958 (Continued)											
September - Total	2,318	47	1,654	396	38	25	40	35	18	15	20	30
Pilots	612	3	469	98	5	14	9	9	1	1	2	1
Observers	190	4	154	23	3	1	1	2	-	-	1	1
Navigators	201	6	172	19	-	2	-	2	-	-	-	-
Flight Surgeons	26	-	-	16	2	1	3	-	-	1	1	2
Non-Rated	1,289	34	859	240	28	7	27	22	17	13	16	26
October - Total	1,406	54	906	241	25	40	36	32	18	13	17	24
Pilots	372	6	245	68	5	17	17	7	2	-	1	4
Observers	72	-	53	7	2	2	4	1	-	2	-	1
Navigators	78	5	57	10	1	2	1	1	1	-	-	-
Flight Surgeons	6	-	1	1	1	2	-	-	-	-	-	1
Non-Rated	878	43	550	155	16	17	14	23	15	11	16	18
November - Total	1,938	96	1,150	269	44	46	77	69	47	32	53	55
Pilots	572	26	362	67	9	24	36	20	15	1	4	8
Observers	133	6	83	17	6	4	3	7	4	1	1	1
Navigators	168	15	124	15	-	2	5	7	-	-	-	-
Flight Surgeons	9	-	1	4	-	2	1	-	1	-	-	-
Non-Rated	1,056	49	580	166	29	14	32	35	27	30	48	46
December - Total	2,065	130	1,229	229	43	62	100	87	33	57	47	48
Pilots	728	54	449	72	16	29	59	40	6	2	-	1
Observers	108	11	66	12	3	3	3	7	2	-	1	-
Navigators	211	23	156	10	2	5	5	6	4	-	-	-
Flight Surgeons	5	-	-	4	-	1	-	-	-	-	-	-
Non-Rated	1,013	42	558	131	22	24	33	34	21	55	46	47
January - Total	2,608	16	1,298	583	108	96	172	109	79	37	35	75
Pilots	1,021	6	567	206	19	51	88	52	22	3	1	6
Observers	147	-	70	37	2	7	14	10	5	2	-	-
Navigators	349	6	211	71	9	5	20	18	8	-	-	1
Flight Surgeons	10	-	-	6	3	-	-	-	1	-	-	-
Non-Rated	1,081	4	450	263	75	33	50	29	43	32	34	68
February - Total	1,518	11	683	262	61	88	147	90	52	41	22	61
Pilots	547	6	288	78	18	39	66	35	11	4	-	2
Observers	108	-	48	17	1	8	16	8	6	1	-	3
Navigators	132	2	90	21	3	1	8	6	1	-	-	-
Flight Surgeons	2	-	-	-	2	-	-	-	-	-	-	-
Non-Rated	729	3	257	146	37	40	57	41	34	36	22	56
March - Total	1,090	16	596	230	45	22	38	35	27	15	23	43
Pilots	356	7	228	68	11	5	11	12	7	2	1	4
Observers	36	-	18	5	1	1	5	4	-	1	-	1
Navigators	123	3	95	17	3	1	4	-	-	-	-	-
Flight Surgeons	6	-	-	2	3	-	1	-	-	-	-	-
Non-Rated	569	6	255	138	27	15	17	19	20	12	22	38
April - Total	813	8	413	168	48	31	37	27	23	14	7	37
Pilots	259	3	153	41	7	15	17	10	6	3	-	4
Observers	25	1	9	7	1	3	1	1	2	-	-	-
Navigators	100	-	78	16	-	-	1	2	3	-	-	-
Flight Surgeons	3	-	-	1	1	-	1	-	-	-	-	-
Non-Rated	426	4	173	103	39	13	17	14	12	11	7	33
May - Total	440	4	198	102	32	17	22	24	4	11	9	17
Pilots	128	-	76	29	6	4	6	2	1	1	-	3
Observers	8	-	5	-	-	-	1	2	-	-	-	-
Navigators	39	-	26	7	-	2	2	2	-	-	-	-
Flight Surgeons	3	-	1	-	2	-	-	-	-	-	-	-
Non-Rated	262	4	90	66	24	11	13	18	3	10	9	14
June - Total	587	7	167	193	53	31	31	29	19	8	17	32
Pilots	127	2	49	30	6	5	10	9	8	1	1	6
Observers	19	-	5	2	1	1	3	4	2	-	-	1
Navigators	27	-	10	11	1	1	1	2	1	-	-	-
Flight Surgeons	14	-	-	9	2	2	1	-	-	-	-	-
Non-Rated	400	5	103	141	43	22	16	14	8	7	16	25

Source: Personnel Statistics Division, Directorate of Statistical Services, Comptroller of the Air Force.

TABLE 168 — SUMMARY — LOSSES OF USAF OFFICERS ON FLYING STATUS, BY AGE GROUP — FY 1955 THROUGH FY 1958

(Figures are included in "Losses of USAF Officers from Command Strength by Aeronautical Status by Age Group")

DATE OF LOSS AND FLYING STATUS	TOTAL	AGE GROUP										
		23 And Younger	24 Thru 26	27 Thru 29	30 Thru 32	33 Thru 35	36 Thru 38	39 Thru 41	42 Thru 44	45 Thru 47	48 Thru 50	51 And Older
	FISCAL YEAR SUMMARIES											
FY 1955 - TOTAL	2,510	60	1,052	555	354	273	146	32	7	5	3	23
PILOTS - TOTAL	1,836	37	712	447	266	205	113	22	6	5	3	20
OTHER RATED - TOTAL	674	23	340	108	88	68	33	10	1	-	-	3
FY 1956 - TOTAL	4,196	85	2,441	1,169	197	145	87	24	15	6	6	21
PILOTS - TOTAL	2,798	44	1,561	807	152	112	73	15	4	4	6	20
OTHER RATED - TOTAL	1,398	41	880	362	45	33	14	9	11	2	-	1
FY 1957 - TOTAL	4,516	91	2,675	1,178	158	150	101	58	17	13	10	65
PILOTS - TOTAL	3,087	36	1,819	798	117	115	73	41	12	11	6	59
OBSERVERS - TOTAL	1,225	53	770	306	26	25	23	15	4	1	-	2
NAVIGATORS - TOTAL	126	2	84	31	5	1	1	1	1	-	-	-
FLIGHT SURGEONS - TOTAL	78	-	2	43	10	9	4	1	-	1	4	4
FY 1958 - TOTAL												
PILOTS - TOTAL												
OBSERVERS - TOTAL												
NAVIGATORS - TOTAL												
FLIGHT SURGEONS - TOTAL												
FY 1959 - TOTAL												
PILOTS - TOTAL												
OBSERVERS - TOTAL												
NAVIGATORS - TOTAL												
FLIGHT SURGEONS - TOTAL												
FY 1960 - TOTAL												
PILOTS - TOTAL												
OBSERVERS - TOTAL												
NAVIGATORS - TOTAL												
FLIGHT SURGEONS - TOTAL												
	FY 1958											
FY 1958 - TOTAL	7,735	206	5,131	1,252	168	240	347	215	81	24	12	59
PILOTS - TOTAL	5,126	113	3,314	818	113	190	276	164	59	18	10	51
OBSERVERS - TOTAL	910	33	633	147	18	21	28	17	5	4	1	3
NAVIGATORS - TOTAL	1,572	60	1,179	207	18	20	37	34	15	1	-	1
FLIGHT SURGEONS - TOTAL	127	-	5	80	19	9	6	-	2	1	1	4
July (1957) - Total	458	9	284	105	18	15	10	6	-	1	-	10
Pilots	238	1	142	46	14	11	9	6	-	1	-	8
Observers	101	7	77	16	-	-	1	-	-	-	-	-
Navigators	71	1	62	5	-	3	-	-	-	-	-	-
Flight Surgeons	48	-	3	38	4	1	-	-	-	-	-	2
August - Total	638	11	478	95	6	11	7	5	2	5	3	15
Pilots	404	2	291	61	6	10	7	5	2	3	3	14
Observers	107	7	80	17	-	1	-	-	-	1	-	1
Navigators	125	2	107	15	-	-	-	-	-	1	-	-
Flight Surgeons	2	-	-	2	-	-	-	-	-	-	-	-
September - Total	995	13	785	149	8	16	10	8	1	2	2	1
Pilots	595	3	464	96	4	13	7	5	1	1	1	-
Observers	177	4	150	19	2	1	-	1	-	-	-	-
Navigators	199	6	171	19	-	1	-	2	-	-	-	-
Flight Surgeons	24	-	-	15	2	1	3	-	-	1	1	1

TABLE 168 — SUMMARY — LOSSES OF USAF OFFICERS ON FLYING STATUS, BY AGE GROUP — FY 1955 THROUGH FY 1958 (CONTINUED)

DATE OF LOSS AND FLYING STATUS	TOTAL	AGE GROUP										
		23 And Younger	24 Thru 26	27 Thru 29	30 Thru 32	33 Thru 35	36 Thru 38	39 Thru 41	42 Thru 44	45 Thru 47	48 Thru 50	51 And Older
	FY 1958 (Continued)											
October - Total	496	10	361	71	9	13	20	3	3	-	1	5
Pilots	353	5	256	54	5	9	16	2	2	-	1	3
Observers	59	-	47	6	2	-	3	-	-	-	-	1
Navigators	78	5	57	10	1	2	1	1	1	-	-	-
Flight Surgeons	6	-	1	1	1	2	-	-	-	-	-	1
November - Total	835	45	559	91	14	30	41	27	14	2	4	8
Pilots	554	26	361	58	8	23	35	19	12	1	3	8
Observers	114	5	76	16	6	4	2	2	1	1	1	-
Navigators	160	14	122	14	-	1	3	6	-	-	-	-
Flight Surgeons	7	-	-	3	-	2	1	-	1	-	-	-
December - Total	993	84	654	93	19	28	58	44	11	1	-	1
Pilots	701	53	444	69	16	23	51	37	6	1	-	1
Observers	87	10	59	10	2	-	2	3	1	-	-	-
Navigators	200	21	151	10	1	4	5	4	4	-	-	-
Flight Surgeons	5	-	-	4	-	1	-	-	-	-	-	-
January (1958)-Total	1,442	12	837	318	32	54	93	59	28	4	-	5
Pilots	968	6	560	207	18	43	67	41	19	3	-	4
Observers	125	-	67	34	2	6	9	5	1	1	-	-
Navigators	339	6	210	71	9	5	17	13	7	-	-	1
Flight Surgeons	10	-	-	6	3	-	-	-	1	-	-	-
February - Total	719	8	427	107	22	41	64	37	7	5	-	1
Pilots	507	6	288	74	17	34	48	30	5	4	-	1
Observers	83	-	49	12	1	6	9	3	2	1	-	-
Navigators	128	2	90	21	3	1	7	4	-	-	-	-
Flight Surgeons	1	-	-	-	1	-	-	-	-	-	-	-
March - Total	490	9	337	88	15	7	14	9	4	2	1	4
Pilots	341	6	226	68	8	5	9	8	4	2	1	4
Observers	25	-	16	5	1	1	1	1	-	-	-	-
Navigators	119	3	95	14	3	1	3	-	-	-	-	-
Flight Surgeons	5	-	-	1	3	-	1	-	-	-	-	-
April - Total	354	3	239	58	8	15	14	6	6	2	-	3
Pilots	240	3	157	35	6	13	13	5	3	2	-	3
Observers	17	-	6	8	1	2	-	-	-	-	-	-
Navigators	94	-	76	14	-	-	-	1	3	-	-	-
Flight Surgeons	3	-	-	1	1	-	1	-	-	-	-	-
May - Total	162	-	105	33	7	5	6	3	1	-	-	2
Pilots	117	-	74	26	5	3	5	1	1	-	-	2
Observers	5	-	4	-	-	-	-	1	-	-	-	-
Navigators	37	-	26	7	-	2	1	1	-	-	-	-
Flight Surgeons	3	-	1	-	2	-	-	-	-	-	-	-
June - Total	153	2	65	44	10	5	10	8	4	-	1	4
Pilots	108	2	51	24	6	3	9	5	4	-	1	3
Observers	10	-	2	4	1	-	1	1	-	-	-	1
Navigators	22	-	12	7	1	-	-	2	-	-	-	-
Flight Surgeons	13	-	-	9	2	2	-	-	-	-	-	-

Source: Personnel Statistics Division, Directorate of Statistical Services, Comptroller of the Air Force

TABLE 169 — SUMMARY — REGULAR OFFICERS SELECTED FOR PERMANENT PROMOTIONS - FY 1950 THROUGH FY 1958

(All data indicates officers selected for promotion and not necessarily the number of actual promotions due to resignations, etc. All selections with the exception of lieutenants were made by Selection Boards. Data are based on the dates of the board reports which are not necessarily dates of actual promotions. Promotions for lieutenants were accomplished under Public Law 381, Sec. 508, 1947 and Sec. 8298, Title 10, US Code. According to this Law, all second lieutenants were automatically promoted to first lieutenant after completing three (3) years of Promotion List Service. Records of second lieutenants are reviewed under the provisions of AFR 36-11.)

Grade to Which Promoted	FY 1949	FY 1950	FY 1951	FY 1952	FY 1953	FY 1954
TOTAL	11,942	4,623	7,759	2,063	1,907	2,040
LINE - TOTAL	11,942	4,343	7,349	1,804	1,681	1,887
OTHER THAN LINE - TOTAL	-	280	410	259	226	153
Colonel - Total	-	481	71	-	373	156
Line	-	431	51	-	362	149
Other than Line	-	50	20	-	11	7
Lieutenant Colonel - Total	66	713	2,291	279	87	300
Line	66	656	2,170	255	51	283
Other than Line	-	57	121	24	36	17
Major - Total	3,071	839	3,795	487	220	369
Line	3,071	783	3,648	435	162	328
Other than Line	-	56	147	52	58	41
Captain - Total	8,059	2,421	1,090	607	301	69
Line	8,059	2,306	991	455	192	36
Other than Line	-	115	99	152	109	33
First Lieutenant - Total	746	169	512	690	926	1,146
Line	746	167	489	659	914	1,091
Other than Line	-	2	23	31	12	55

	FY 1955	FY 1956	FY 1957	FY 1958	FY 1959	FY 1960
TOTAL	2,644	4,598	6,129	8,885		
LINE - TOTAL	2,462	4,372	5,334	8,308		
OTHER THAN LINE - TOTAL	182	226	795	577		
Colonel - Total	160	157	325	465		
Line	150	150	300	423		
Other than Line	10	7	25	42		
Lieutenant Colonel - Total	300	281	1,296	1,352		
Line	283	250	1,178	1,288		
Other than Line	17	31	118	64		
Major - Total	369	2,249	2,224	2,540		
Line	328	2,187	1,882	2,367		
Other than Line	41	62	342	173		
Captain - Total	1,159	1,162	1,531	3,471		
Line	1,061	1,046	1,233	3,182		
Other than Line	98	116	298	289		
First Lieutenant - Total	656	749	753	1,057		
Line	640	739	741	1,048		
Other than Line	16	10	12	9		

Source: Promotions Branch, Promotions and Separations Division, Directorate of Military Personnel.

TABLE 170 — SUMMARY — TEMPORARY PROMOTIONS OF OFFICERS TO GENERAL OFFICERS BY GRADE TO WHICH PROMOTED — FY 1951 THROUGH FY 1958

(Table below indicates the number of actual promotions by month in which promoted for the periods covered. Temporary promotions covered both regular and non-regular officers. No SCARWAF included.)

DATE	TOTAL	GENERAL	LIEUTENANT GENERAL	MAJOR GENERAL	BRIGADIER GENERAL
	FISCAL YEAR SUMMARIES				
FY 1951	78	1	5	22	50
FY 1952	103	3	4	31	65
FY 1953	143	3	11	37	92
FY 1954	57	3	6	16	32
FY 1955	82	1	3	29	49
FY 1956	68	-	4	17	47
FY 1957	65	-	3	32	30
FY 1958	116	2	7	53	54
FY 1959					
FY 1960					
	FISCAL YEAR 1958				
FY 1958 - TOTAL	116	2	7	53	54
July (1957)	5	2	3	-	-
August	63	-	1	31	31
September	6	-	-	-	6
October	2	-	-	-	2
November	1	-	1	-	-
December	-	-	-	-	-
January (1958)	-	-	-	-	-
February	-	-	-	-	-
March	35	-	-	22	13
April	3	-	2	-	1
May	-	-	-	-	-
June	1	-	-	-	1

Source: Promotions Branch, Promotions and Separations Division, Directorate of Military Personnel.

TABLE 171 — SUMMARY — OFFICERS SELECTED FOR TEMPORARY PROMOTIONS BY FISCAL YEAR IN WHICH SELECTED — FY 1949 THROUGH FY 1958

(Selections made by Selection Boards do not necessarily mean actual promotions, as cancellations may be made because of normal attritions, etc. The table includes both regular and nonregular officers. The table excludes selections of Captains for promotions accomplished through other than Selection Board actions such as those selected under AFR 36-14 and AFR 36-30. Temporary promotions of Second Lieutenants to First Lieutenants are also excluded as such promotions were not accomplished by action of a Selection Board. Complete data on temporary promotion of lieutenants were not available for this publication.)

GRADE TO WHICH SELECTED	FY 1949	FY 1950	FY 1951	FY 1952
TOTAL	2,957	2,705	15,097	20,933
LINE - TOTAL	2,957	2,157	14,282	19,595
OTHER THAN LINE - TOTAL	-	548	815	1,338
Colonel - Total	251	218	740	1,277
Line	251	199	693	1,200
Other than Line	-	19	47	77
Lieutenant Colonel - Total	400	85	1,499	2,607
Line	400	66	1,428	2,426
Other than Line	-	19	71	181
Major - Total	793	665	3,591	8,644
Line	793	607	3,444	8,008
Other than Line	-	58	147	636
Captain - Total	1,513	1,737	9,267	8,405
Line	1,513	1,285	8,717	7,961
Other than Line	-	452	550	444

	FY 1953	FY 1954	FY 1955	FY 1956
TOTAL	9,861	7,254	8,365	7,812
LINE - TOTAL	9,153	6,825	7,960	7,253
OTHER THAN LINE - TOTAL	708	429	405	559
Colonel - Total	560	250	290	300
Line	516	234	276	270
Other than Line	44	16	14	30
Lieutenant Colonel - Total	1,043	598	827	851
Line	964	565	798	788
Other than Line	79	33	29	63
Major - Total	2,741	2,140	2,070	1,896
Line	2,430	2,075	2,002	1,764
Other than Line	311	65	68	132
Captain - Total	5,517	4,266	5,178	4,765
Line	5,243	3,951	4,884	4,431
Other than Line	274	315	294	334

	FY 1957	FY 1958	FY 1959	FY 1960
TOTAL	7,311	7,040		
LINE - TOTAL	6,730	6,554		
OTHER THAN LINE - TOTAL	581	486		
Colonel - Total	300	306		
Line	260	266		
Other than Line	40	40		
Lieutenant Colonel - Total	857	818		
Line	761	719		
Other than Line	96	99		
Major - Total	1,986	1,606		
Line	1,795	1,476		
Other than Line	191	130		
Captain - Total	4,168	4,310		
Line	3,914	4,093		
Other than Line	254	217		

Source: Promotions Branch, Promotions and Separations Division, Directorate of Military Personnel.

TABLE 172 - SUMMARY — ACCESSION STATUS CHANGES OF MILITARY PERSONNEL — FY 1953 THROUGH FY 1958

(An Accession Status Change is the loss and immediate gain of the same individual and does not affect the strength of the Air Force. Table includes SCARWAF through March 1956)

TYPE OF STATUS CHANGE	TOTAL	JUL	AUG	SEP	OCT	NOV	DEC	JAN	FEB	MAR	APR	MAY	JUN
	FISCAL YEAR SUMMARIES												
FY 1953 - TOTAL	39,786	5,366	6,244	6,713	5,111	3,537	3,393	2,316	1,911	1,604	1,131	1,017	1,443
OFFICER - TOTAL	9,669	278	1,192	1,777	1,593	1,036	918	604	446	384	383	365	693
WARRANT OFFICER - TOTAL	8	-	2	2	-	1	-	-	1	-	-	-	2
ENLISTED - TOTAL	30,109	5,088	5,050	4,934	3,518	2,500	2,475	1,712	1,464	1,220	748	652	748
FY 1954 - TOTAL	15,157	1,187	1,033	710	950	895	930	1,472	1,342	1,156	1,183	1,225	3,074
OFFICER - TOTAL	1,746	585	513	258	80	43	23	22	69	61	47	23	22
WARRANT OFFICER - TOTAL	3	2	-	-	1	-	-	-	-	-	-	-	-
ENLISTED - TOTAL	13,408	600	520	452	869	852	907	1,450	1,273	1,095	1,136	1,202	3,052
FY 1955 - TOTAL	75,542	8,908	8,823	7,832	6,735	5,451	6,729	6,863	4,730	4,728	4,377	4,532	5,834
OFFICER - TOTAL	794	54	118	64	50	16	5	22	47	68	163	114	73
WARRANT OFFICER - TOTAL	7	-	-	-	-	7	-	-	-	-	-	-	-
ENLISTED - TOTAL	74,741	8,854	8,705	7,768	6,685	5,428	6,724	6,841	4,683	4,660	4,214	4,418	5,761
FY 1956 - TOTAL	95,912	9,715	10,051	9,048	9,622	8,642	9,243	7,162	7,065	6,868	6,446	6,083	5,967
OFFICER - TOTAL	988	10	12	31	114	33	35	15	9	95	485	92	57
WARRANT OFFICER - TOTAL	749	-	-	76	600	45	14	5	6	1	-	-	2
ENLISTED -TOTAL	94,175	9,705	10,039	8,941	8,908	8,564	9,194	7,142	7,050	6,772	5,961	5,991	5,908
FY 1957 - TOTAL	66,487	6,472	6,087	5,377	5,957	4,863	7,241	5,190	5,244	5,542	5,279	4,347	4,888
OFFICER - TOTAL	546	55	52	53	129	52	50	30	10	40	34	19	22
WARRANT OFFICER - TOTAL	142	-	-	-	1	119	8	1	4	3	2	4	-
AIRMAN - TOTAL	65,799	6,417	6,035	5,324	5,827	4,692	7,183	5,159	5,230	5,499	5,243	4,324	4,866
FY 1958 - TOTAL													
OFFICER - TOTAL													
WARRANT OFFICER - TOTAL													
AIRMAN - TOTAL													
FY 1959 - TOTAL													
OFFICER - TOTAL													
WARRANT OFFICER - TOTAL													
AIRMAN - TOTAL													
FY 1960 - TOTAL													
OFFICER - TOTAL													
WARRANT OFFICER - TOTAL													
AIRMAN - TOTAL													

TABLE 172 – SUMMARY – ACCESSION STATUS CHANGES OF MILITARY PERSONNEL – FY 1953 THROUGH FY 1958 (CONTINUED)

TYPE OF STATUS CHANGE	TOTAL	JUL (1957)	AUG	SEP	OCT	NOV	DEC	JAN (1958)	FEB	MAR	APR	MAY	JUN
	FY 1958												
ACCESSION STATUS CHANGES - TOTAL	81,635	5,887	5,137	5,529	4,981	5,057	6,929	4,418	6,587	13,304	10,528	6,195	7,083
OFFICER - TOTAL	17,059	763	312	274	232	66	1	26	1,265	7,252	4,850	1,465	553
WARRANT OFFICER - TOTAL	2	-	-	-	1	-	-	-	-	-	-	1	-
AIRMAN - TOTAL	64,574	5,124	4,825	5,255	4,748	4,991	6,928	4,392	5,322	6,052	5,678	4,729	6,530
IMMEDIATE REENLISTMENTS - TOTAL	56,163	4,659	4,234	4,558	4,267	4,515	6,404	3,879	4,509	5,079	4,718	3,751	5,590
OFFICER - TOTAL	-	-	-	-	-	-	-	-	-	-	-	-	-
WARRANT OFFICER - TOTAL	-	-	-	-	-	-	-	-	-	-	-	-	-
AIRMAN - TOTAL	56,163	4,659	4,234	4,558	4,267	4,515	6,404	3,879	4,509	5,079	4,718	3,751	5,590
Upon Expiration of Term of Service (Regular Personnel) - Total	15,441	850	932	1,068	1,411	1,466	1,378	1,379	1,580	1,407	1,206	1,168	1,596
Officer	-	-	-	-	-	-	-	-	-	-	-	-	-
Warrant Officer	-	-	-	-	-	-	-	-	-	-	-	-	-
Airman	15,441	850	932	1,068	1,411	1,466	1,378	1,379	1,580	1,407	1,206	1,168	1,596
Prior to Expiration of Term of Service (Regular Personnel) - Total	34,625	3,205	2,741	2,903	2,250	2,524	4,550	2,089	2,497	3,175	3,043	2,229	3,419
Officer	-	-	-	-	-	-	-	-	-	-	-	-	-
Warrant Officer	-	-	-	-	-	-	-	-	-	-	-	-	-
Airman	34,625	3,205	2,741	2,903	2,250	2,524	4,550	2,089	2,497	3,175	3,043	2,229	3,419
Upon Expiration of Term of Service (Non-Regular Personnel) - Total	32	2	1	5	6	2	1	2	2	3	-	-	8
Officer	-	-	-	-	-	-	-	-	-	-	-	-	-
Warrant Officer	-	-	-	-	-	-	-	-	-	-	-	-	-
Airman	32	2	1	5	6	2	1	2	2	3	-	-	8
Prior to Expiration of Term of Service (Non-Regular Personnel) - Total	585	57	19	43	31	56	59	36	55	66	57	38	68
Officer	-	-	-	-	-	-	-	-	-	-	-	-	-
Warrant Officer	-	-	-	-	-	-	-	-	-	-	-	-	-
Airman	585	57	19	43	31	56	59	36	55	66	57	38	68
Reaignee Immediately Reenlisted in Regular Air Force (Regular Personnel) - Total	1,325	234	184	170	150	100	99	74	71	60	51	38	94
Officer	-	-	-	-	-	-	-	-	-	-	-	-	-
Warrant Officer	-	-	-	-	-	-	-	-	-	-	-	-	-
Airman	1,325	234	184	170	150	100	99	74	71	60	51	38	94
Regular Airmen Immediately Reenlisted in Regular Air Force Upon Expiration Term of Service for Another Base or Technical School - Total	4,155	311	357	369	419	367	317	299	304	368	361	278	405
Officer	-	-	-	-	-	-	-	-	-	-	-	-	-
Warrant Officer	-	-	-	-	-	-	-	-	-	-	-	-	-
Airman	4,155	311	357	369	419	367	317	299	304	368	361	278	405

TABLE 172 – SUMMARY – ACCESSION STATUS CHANGES OF MILITARY PERSONNEL – FY 1953 THROUGH FY 1958 (CONTINUED)

TYPE OF STATUS CHANGE	TOTAL	JUL (1957)	AUG	SEP	OCT	NOV	DEC	JAN (1958)	FEB	MAR	APR	MAY	JUN
	FY 1958												
NON-REGULAR OFFICERS OR WARRANT OFFICERS ON EXTENDED ACTIVE DUTY INTEGRATED INTO REGULAR AIR FORCE - TOTAL	17,027	760	303	273	227	63	-	26	1,258	7,251	4,848	1,465	553
OFFICER - TOTAL	17,026	760	303	273	226	63	-	26	1,258	7,251	4,848	1,465	553
WARRANT OFFICER - TOTAL	1	-	-	-	1	-	-	-	-	-	-	-	-
AIRMAN - TOTAL	-	-	-	-	-	-	-	-	-	-	-	-	-
IMMEDIATE RECALL - TOTAL	7	-	3	1	1	-	1	-	-	1	-	-	-
OFFICER - TOTAL	3	-	2	-	-	-	1	-	-	-	-	-	-
WARRANT OFFICER - TOTAL	-	-	-	-	-	-	-	-	-	-	-	-	-
AIRMAN - TOTAL	4	-	1	1	1	-	-	-	-	1	-	-	-
Retired and Transferred to Air Force Reserve and Immediately Recalled to Active Duty - Total	5	-	2	-	1	-	1	-	-	1	-	-	-
Officer	3	-	2	-	1	-	1	-	-	-	-	-	-
Warrant Officer	-	-	-	-	-	-	-	-	-	-	-	-	-
Airman	2	-	-	-	1	-	-	-	-	1	-	-	-
AF Reserve and Air National Guard Separated and Volunteer for 24 Months Active Military Service - Total	2	-	1	1	-	-	-	-	-	-	-	-	-
Officer	-	-	-	-	-	-	-	-	-	-	-	-	-
Warrant Officer	-	-	-	-	-	-	-	-	-	-	-	-	-
Airman	2	-	1	1	-	-	-	-	-	-	-	-	-
TERM OF ENLISTMENT EXTENDED - TOTAL	8,390	465	583	690	478	476	523	513	813	972	960	977	940
OFFICER - TOTAL	-	-	-	-	-	-	-	-	-	-	-	-	-
WARRANT OFFICER - TOTAL	-	-	-	-	-	-	-	-	-	-	-	-	-
AIRMAN - TOTAL	8,390	465	583	690	478	476	523	513	813	972	960	977	940
AIR NATIONAL GUARD OFFICER ON EXTENDED ACTIVE DUTY APPOINTED IN AIR FORCE RESERVE - TOTAL	29	3	7	1	5	2	-	-	7	1	2	1	-
OFFICER - TOTAL	28	3	7	1	5	2	-	-	7	1	2	1	-
WARRANT OFFICER - TOTAL	1	-	-	-	-	-	-	-	-	-	-	-	-
AIRMAN - TOTAL	-	-	-	-	-	-	-	-	-	-	-	-	-
CORRECTION OF PREVIOUSLY REPORTED ACCESSION STATUS CHANGE - TOTAL	19	-	7	6	3	1	1	-	-	-	-	1	-
OFFICER - TOTAL	2	-	-	-	1	1	-	-	-	-	-	-	-
WARRANT OFFICER	-	-	-	-	-	-	-	-	-	-	-	-	-
AIRMAN - TOTAL	17	-	7	6	2	-	1	-	-	-	-	1	-

Source: Personnel Statistics Division, Directorate of Statistical Services, Comptroller of the Air Force

TABLE 173 — SUMMARY — ACCESSION STATUS CHANGES OF FEMALE MILITARY PERSONNEL — FY 1953 THROUGH FY 1958

(An Accession Status Change is the loss and immediate gain of the same individual and does not affect the strength of the Air Force. Figures in parentheses represent WAF Officers only and are included in open figures which includes both Air Force Nurses/Women's Medical Specialists and WAF Officers. Data in table below included in "Accession Status Changes of Military Personnel" Table).

TYPE OF STATUS CHANGE	TOTAL	JUL	AUG	SEP	OCT	NOV	DEC	JAN	FEB	MAR	APR	MAY	JUN
	FISCAL YEAR SUMMARIES												
FY 1953 - TOTAL	(58) 331	31	(3) 57	(11) 59	(13) 38	(4) 23	(2) 27	(6) 21	(1) 19	(2) 31	(3) 8	(1) 1	(12) 16
OFFICER - TOTAL	(58) 62	1	(3) 3	(11) 11	(13) 13	(4) 4	(2) 2	(6) 6	(1) 2	(2) 4	(3) 3	(1) 1	(12) 12
WARRANT OFFICER - TOTAL	-	-	-	-	-	-	-	-	-	-	-	-	-
AIRMAN - TOTAL	269	30	54	48	25	19	25	15	17	27	5	-	4
FY 1954 - TOTAL	(38) 135	(3) 5	(29) 33	(4) 13	7	7	9	9	12	9	(2) 10	10	11
OFFICER - TOTAL	(38) 58	(3) 4	(29) 30	(4) 7	4	1	-	1	6	1	(2) 3	-	1
WARRANT OFFICER - TOTAL	-	-	-	-	-	-	-	-	-	-	-	-	-
AIRMAN - TOTAL	77	1	3	6	3	6	9	8	6	8	7	10	10
FY 1955 - TOTAL	(14) 749	(1) 37	(4) 63	(6) 112	(1) 68	34	43	50	50	(1) 79	91	65	(1) 57
OFFICER - TOTAL	(14) 33	(1) 1	(4) 4	(6) 9	(1) 6	-	-	-	-	(1) 4	2	2	(1) 5
WARRANT OFFICER - TOTAL	-	-	-	-	-	-	-	-	-	-	-	-	-
AIRMAN - TOTAL	716	36	59	103	62	34	43	50	50	75	89	63	52
FY 1956 - TOTAL	(4) 511	69	72	(1) 82	70	32	36	18	15	(1) 30	(1) 34	24	(1) 29
OFFICER - TOTAL	(4) 15	-	3	(1) 1	2	-	-	-	-	(1) 3	(1) 1	1	(1) 4
WARRANT OFFICER - TOTAL	-	-	-	-	-	-	-	-	-	-	-	-	-
AIRMAN - TOTAL	496	69	69	81	68	32	36	18	15	27	33	23	25
FY 1957 - TOTAL	(1) 349	40	21	29	38	(1) 20	18	34	23	33	27	32	34
OFFICER - TOTAL	(1) 13	3	1	1	4	(1) 1	1	-	-	2	-	-	-
WARRANT OFFICER - TOTAL	-	-	-	-	-	-	-	-	-	-	-	-	-
AIRMAN - TOTAL	336	37	20	28	34	19	17	34	23	31	27	32	34
FY 1958 - TOTAL													
OFFICER - TOTAL													
WARRANT OFFICER - TOTAL													
AIRMAN - TOTAL													
FY 1959 - TOTAL													
OFFICER - TOTAL													
WARRANT OFFICER - TOTAL													
AIRMAN - TOTAL													
FY 1960 - TOTAL													
OFFICER - TOTAL													
WARRANT OFFICER - TOTAL													
AIRMAN - TOTAL													

TABLE 173 — SUMMARY — ACCESSION STATUS CHANGES OF FEMALE MILITARY PERSONNEL — FY 1953 THROUGH FY 1958 (CONTINUED)

TYPE OF STATUS CHANGE	TOTAL	JUL (1957)	AUG	SEP	OCT	NOV	DEC	JAN (1958)	FEB	MAR	APR	MAY	JUN
	FY 1958												
ACCESSION STATUS CHANGES - TOTAL	(52) 503	29	25	49	52	41	35	(1) 16	(3) 53	(11) 52	(25) 78	(10) 37	(2) 36
OFFICER - TOTAL	(52) 103	-	-	4	17	3	-	(1) 1	(3) 20	(11) 13	(25) 30	(10) 12	(2) 3
WARRANT OFFICER - TOTAL	-	-	-	-	-	-	-	-	-	-	-	-	-
AIRMAN - TOTAL	400	29	25	45	35	38	35	15	33	39	48	25	33
IMMEDIATE REENLISTMENTS - TOTAL	298	16	19	35	27	30	31	13	17	29	36	18	27
OFFICER - TOTAL	-	-	-	-	-	-	-	-	-	-	-	-	-
WARRANT OFFICER - TOTAL	-	-	-	-	-	-	-	-	-	-	-	-	-
AIRMAN - TOTAL	298	16	19	35	27	30	31	13	17	29	36	18	27
Upon Expiration of Term of Service (Regular Personnel) - Total	158	5	9	28	13	14	11	6	11	13	19	9	20
Officer	-	-	-	-	-	-	-	-	-	-	-	-	-
Warrant Officer	-	-	-	-	-	-	-	-	-	-	-	-	-
Airman	158	5	9	28	13	14	11	6	11	13	19	9	20
Prior to Expiration of Term of Service (Regular Personnel) - Total	103	10	6	7	8	12	17	7	6	9	9	7	5
Officer	-	-	-	-	-	-	-	-	-	-	-	-	-
Warrant Officer	-	-	-	-	-	-	-	-	-	-	-	-	-
Airman	103	10	6	7	8	12	17	7	6	9	9	7	5
Prior to Expiration of Term of Service (Non-Regular Personnel) - Total	2	1	-	-	-	1	-	-	-	-	-	-	-
Officer	-	-	-	-	-	-	-	-	-	-	-	-	-
Warrant Officer	-	-	-	-	-	-	-	-	-	-	-	-	-
Airman	2	1	-	-	-	1	-	-	-	-	-	-	-

TABLE 173 –SUMMARY – ACCESSION STATUS CHANGES OF FEMALE MILITARY PERSONNEL – FY 1953 THROUGH FY 1958 (CONTINUED)

TYPE OF STATUS CHANGE	TOTAL	JUL (1957)	AUG	SEP	OCT	NOV	DEC	JAN (1958)	FEB	MAR	APR	MAY	JUN
	FY 1958 (continued)												
Resignee Immediately Reenlisted in Regular Air Force (Regular Personnel) - Total	9	-	1	-	4	1	-	-	-	1	1	-	1
Officer	-	-	-	-	-	-	-	-	-	-	-	-	-
Warrant Officer	-	-	-	-	-	-	-	-	-	-	-	-	-
Airman	9	-	1	-	4	1	-	-	-	1	1	-	1
Regular Airmen Immediately Reenlisted in Regular Air Force Upon Expiration Term of Service for Another Base or Technical School - Total	26	-	3	-	2	2	3	-	-	6	7	2	1
Officer	-	-	-	-	-	-	-	-	-	-	-	-	-
Warrant Officer	-	-	-	-	-	-	-	-	-	-	-	-	-
Airman	26	-	3	-	2	2	3	-	-	6	7	2	1
NON-REGULAR OFFICERS ON EXTENDED ACTIVE DUTY INTEGRATED INTO REGULAR AIR FORCE - TOTAL	(52) 103	-	-	4	17	3	-	(1) 1	(3) 20	(11) 13	(25) 30	(10) 12	(2) 3
OFFICER - TOTAL	(52) 103	-	-	4	17	3	-	(1) 1	(3) 20	(11) 13	(25) 30	(10) 12	(2) 3
WARRANT OFFICER - TOTAL	-	-	-	-	-	-	-	-	-	-	-	-	-
AIRMAN - TOTAL	-	-	-	-	-	-	-	-	-	-	-	-	-
TERM OF ENLISTMENT EXTENDED - TOTAL	102	13	6	10	8	8	4	2	16	10	12	7	6
OFFICER - TOTAL	-	-	-	-	-	-	-	-	-	-	-	-	-
WARRANT OFFICER - TOTAL	-	-	-	-	-	-	-	-	-	-	-	-	-
AIRMAN - TOTAL	102	13	6	10	8	8	4	2	16	10	12	7	6

Source: Personnel Statistics Division, Directorate of Statistical Services, Comptroller of the Air Force.

TABLE 174 — SUMMARY — ENLISTMENTS AND REENLISTMENTS BY GRADE — LAST HALF FY 1949 THROUGH FY 1958

(Prior service enlistments includes 171 Master Sergeants, 37 Technical Sergeants, 44 Staff Sergeants, 316 Airmen First Class, 5 Airmen Third Class, and 1 Airman Basic who were former Commissioned and Warrant Officers. Last Half FY 1949 through FY 1953 does not include enlistments for Officer Candidate School and Reenlistment within 90 Days.)

TYPE OF ENLISTMENT OR REENLISTMENT BY DATE	TOTAL	MASTER SERGEANT	TECHNICAL SERGEANT	STAFF SERGEANT	AIRMAN FIRST CLASS	AIRMAN SECOND CLASS	AIRMAN THIRD CLASS	AIRMAN BASIC
	FISCAL YEAR SUMMARIES							
LAST HALF FY 1949	69,981	5,155	6,491	14,222	7,296	4,183	5,197	27,437
FY 1950	139,421	9,771	12,277	28,209	14,187	5,942	12,043	56,992
FY 1951	329,653	4,446	6,874	22,114	19,424	8,875	28,988	238,932
FY 1952	288,143	7,501	6,357	16,862	14,822	5,268	16,281	221,052
FY 1953	175,567	6,822	6,623	12,183	6,325	2,951	6,642	134,021
FY 1954	144,954	4,005	4,595	11,064	6,358	3,651	7,187	108,094
FY 1955	267,827	21,921	19,823	29,636	17,873	6,457	11,337	160,780
FY 1956	247,501	13,738	18,351	35,542	35,445	17,379	10,037	117,009
FY 1957	204,811	5,455	10,865	21,807	28,567	19,002	8,940	110,175
FY 1958								
FY 1959								
FY 1960								
	FY 1958							
FY 1958 - TOTAL	156,512	5,611	9,659	21,368	25,621	21,770	9,245	63,238
NO PRIOR SERVICE ENLISTMENT - TOTAL	62,296	-	-	-	-	-	468	61,828
ENLISTMENT FOR OCS OR AVN CADET - TOTAL	1,195	-	2	1	5	3	113	1,071
PRIOR SERVICE ENLISTMENT - TOTAL	19,862	192	580	1,858	5,393	3,516	8,054	269
REENLISTMENT WITHIN 90 DAYS - TOTAL	16,998	820	1,896	5,014	5,758	3,193	266	51
IMMEDIATE REENLISTMENT - TOTAL	56,161	4,599	7,181	14,495	14,465	15,058	344	19
July (1957) - Total	15,362	486	838	1,528	1,951	1,421	712	8,426
No Prior Service Enlistment	8,306	-	-	-	-	-	-	8,306
Enlistment for OCS or Avn Cadet	106	-	-	-	-	1	9	96
Prior Service Enlistment	1,449	6	45	112	317	277	673	19
Reenlistment Within 90 Days	842	44	133	300	290	63	10	2
Immediate Reenlistment	4,659	436	660	1,116	1,344	1,080	20	3
August - Total	14,787	433	840	1,580	1,707	1,290	688	8,249
No Prior Service Enlistment	8,152	-	-	-	-	-	-	8,152
Enlistment for OCS or Avn Cadet	74	-	-	-	1	1	2	70
Prior Service Enlistment	1,493	3	34	136	306	325	665	24
Reenlistment Within 90 Days	834	46	139	302	275	64	6	2
Immediate Reenlistment	4,234	384	667	1,142	1,125	900	15	1
September - Total	12,191	481	834	1,526	1,864	1,409	631	5,446
No Prior Service Enlistment	5,398	-	-	-	-	-	-	5,398
Enlistment for OCS or Avn Cadet	22	-	1	1	-	-	2	18
Prior Service Enlistment	1,429	3	35	139	364	254	608	26
Reenlistment Within 90 Days	784	55	144	290	240	47	5	3
Immediate Reenlistment	4,558	423	654	1,096	1,260	1,108	16	1
October - Total	12,026	630	831	1,598	1,671	1,280	663	5,353
No Prior Service Enlistment	5,232	-	-	-	-	-	-	5,232
Enlistment for OCS or Avn Cadet	108	-	1	-	1	-	9	97
Prior Service Enlistment	1,443	7	65	143	340	245	620	23
Reenlistment Within 90 Days	978	75	144	308	277	162	12	-
Immediate Reenlistment	4,265	548	621	1,147	1,053	873	22	1

TABLE 174 — SUMMARY — ENLISTMENTS AND REENLISTMENTS BY GRADE — LAST HALF FY 1949 THROUGH FY 1958 (CONTINUED)

TYPE OF ENLISTMENT OR REENLISTMENT BY DATE	TOTAL	MASTER SERGEANT	TECH-NICAL SERGEANT	STAFF SERGEANT	AIRMAN FIRST CLASS	AIRMAN SECOND CLASS	AIRMAN THIRD CLASS	AIRMAN BASIC
	FY 1958							
November - Total	12,553	641	844	1,676	1,969	1,488	694	5,241
No Prior Service Enlistment	5,150	-	-	-	-	-	-	5,150
Enlistment for OCS or Avn Cadet	70	-	-	-	-	-	7	63
Prior Service Enlistment	1,584	4	75	182	388	263	646	26
Reenlistment Within 90 Days	1,234	89	136	348	365	276	19	1
Immediate Reenlistment	4,515	548	633	1,146	1,216	949	22	1
December - Total	12,886	531	846	1,952	2,831	2,814	752	3,160
No Prior Service Enlistment	3,073	-	-	-	-	-	28	3,045
Enlistment for OCS or Avn Cadet	106	-	-	-	-	1	10	95
Prior Service Enlistment	1,462	36	50	140	367	220	634	15
Reenlistment Within 90 Days	1,841	123	148	417	612	513	24	4
Immediate Reenlistment	6,404	372	648	1,395	1,852	2,080	56	1
January (1958) - Total	13,500	376	824	1,900	2,152	2,026	1,332	4,890
No Prior Service Enlistment	4,846	-	-	-	-	-	120	4,726
Enlistment for OCS or Avn Cadet	131	-	-	-	2	-	11	118
Prior Service Enlistment	2,315	12	69	187	474	377	1,158	38
Reenlistment Within 90 Days	2,329	67	198	551	762	724	22	5
Immediate Reenlistment	3,879	297	557	1,162	914	925	21	3
February - Total	15,128	495	866	2,046	2,609	1,830	1,231	6,051
No Prior Service Enlistment	6,021	-	-	-	-	-	63	5,958
Enlistment for OCS or Avn Cadet	45	-	-	-	-	-	6	39
Prior Service Enlistment	2,540	78	57	204	634	421	1,102	44
Reenlistment Within 90 Days	2,013	84	188	544	841	318	32	6
Immediate Reenlistment	4,509	333	621	1,298	1,134	1,091	28	4
March - Total	12,710	400	771	2,069	2,737	2,304	689	3,740
No Prior Service Enlistment	3,672	-	-	-	-	-	42	3,630
Enlistment for OCS or Avn Cadet	96	-	-	-	-	-	11	85
Prior Service Enlistment	1,896	17	33	171	693	400	569	13
Reenlistment Within 90 Days	1,967	71	162	605	718	361	39	11
Immediate Reenlistment	5,079	312	576	1,293	1,326	1,543	28	1
April - Total	11,450	321	753	1,880	2,224	2,147	739	3,386
No Prior Service Enlistment	3,306	-	-	-	-	-	61	3,245
Enlistment for OCS or Avn Cadet	129	-	-	-	-	-	15	114
Prior Service Enlistment	1,724	10	40	163	616	302	574	19
Reenlistment Within 90 Days	1,573	58	176	501	482	297	52	7
Immediate Reenlistment	4,718	253	537	1,216	1,126	1,548	37	1
May - Total	10,185	319	599	1,563	1,696	1,602	541	3,865
No Prior Service Enlistment	3,747	-	-	-	-	-	66	3,681
Enlistment for OCS or Avn Cadet	182	-	-	-	1	-	18	163
Prior Service Enlistment	1,275	8	38	145	452	216	400	16
Reenlistment Within 90 Days	1,230	44	153	417	376	212	23	5
Immediate Reenlistment	3,751	267	408	1,001	867	1,174	34	-
June - Total	13,734	498	813	2,050	2,210	2,159	573	5,431
No Prior Service Enlistment	5,393	-	-	-	-	-	88	5,305
Enlistment for OCS or Avn Cadet	126	-	-	-	-	-	13	113
Prior Service Enlistment	1,252	8	39	136	442	216	405	6
Reenlistment Within 90 Days	1,373	64	175	431	520	156	22	5
Immediate Reenlistment	5,590	426	599	1,483	1,248	1,787	45	2

Source: Personnel Statistics Division, Directorate of Statistical Services, Comptroller of the Air Force

TABLE 175 — SUMMARY — WAF ENLISTMENTS AND REENLISTMENTS BY GRADE — FY 1949 THROUGH FY 1958

(Table below excludes reenlistment in the Army for SCARWAF duty. The data in the table are included in "Enlistments and Reenlistments by Grade" Table. FY 1949 through FY 1953 excludes Enlistment for Officer Candidate School and Reenlistment within 90 days.)

TYPE OF ENLISTMENT AND REENLISTMENT AND DATE	TOTAL	MASTER SERGEANT	TECHNICAL SERGEANT	STAFF SERGEANT	AIRMAN FIRST CLASS	AIRMAN SECOND CLASS	AIRMAN THIRD CLASS	AIRMAN BASIC
	FISCAL YEAR SUMMARIES							
FY 1949 - TOTAL	2,140	26	50	291	416	168	70	1,119
FY 1950 - TOTAL	2,217	13	20	125	11	12	37	1,999
FY 1951 - TOTAL	4,622	6	20	152	23	22	86	4,313
FY 1952 - TOTAL	6,361	20	58	152	86	42	60	5,943
FY 1953 - TOTAL	5,141	26	59	120	45	35	35	4,821
FY 1954 - TOTAL	2,864	6	14	96	29	16	25	2,678
FY 1955 - TOTAL	4,152	57	114	259	313	147	49	3,213
FY 1956 - TOTAL	4,017	40	66	146	343	167	50	3,205
FY 1957 - TOTAL	3,229	14	32	70	217	98	50	2,748
FY 1958 - TOTAL								
FY 1959 - TOTAL								
FY 1960 - TOTAL								
	FY 1958							
FY 1958 - TOTAL	3,707	19	48	117	208	145	51	3,119
NO PRIOR SERVICE ENLISTMENT - TOTAL	3,112	-	-	-	-	-	3	3,109
ENL FOR OCS OR AVN CADET - TOTAL	11	-	-	-	-	-	1	10
PRIOR SERVICE ENLISTMENT - TOTAL	113	-	-	5	37	28	43	-
REENLISTMENT WITHIN 90 DAYS - TOTAL	173	2	12	30	81	46	2	-
IMMEDIATE REENLISTMENT - TOTAL	298	17	36	82	90	71	2	-
July (1957) - Total	616	-	1	5	13	8	3	586
No Prior Service Enlistment	586	-	-	-	-	-	-	586
Enlistment for OCS or Avn Cadet	-	-	-	-	-	-	-	-
Prior Service Enlistment	7	-	-	-	3	1	3	-
Reenlistment within 90 Days	7	-	1	1	4	1	-	-
Immediate Reenlistment	16	-	-	4	6	6	-	-
August - Total	422	2	7	6	11	6	4	386
No Prior Service Enlistment	386	-	-	-	-	-	-	386
Enlistment for OCS or Avn Cadet	-	-	-	-	-	-	-	-
Prior Service Enlistment	7	-	-	-	1	2	4	-
Reenlistment Within 90 Days	10	-	1	1	6	2	-	-
Immediate Reenlistment	19	2	6	5	4	2	-	-
September - Total	254	2	4	16	24	11	4	193
No Prior Service Enlistment	192	-	-	-	-	-	-	192
Enlistment for OCS or Avn Cadet	2	-	-	-	-	-	1	1
Prior Service Enlistment	10	-	-	-	3	4	3	-
Reenlistment Within 90 Days	15	-	1	2	9	3	-	-
Immediate Reenlistment	35	2	3	14	12	4	-	-
October - Total	255	3	7	9	14	6	8	208
No Prior Service Enlistment	208	-	-	-	-	-	-	208
Enlistment for OCS or Avn Cadet	-	-	-	-	-	-	-	-
Prior Service Enlistment	8	-	-	-	1	1	6	-
Reenlistment Within 90 Days	12	-	1	4	5	1	1	-
Immediate Reenlistment	27	3	6	5	8	4	1	-

TABLE 175 - SUMMARY — WAF ENLISTMENTS AND REENLISTMENTS BY GRADE — FY 1949 THROUGH FY 1958 (CONTINUED)

TYPE OF ENLISTMENT AND REENLISTMENT DATE	TOTAL	MASTER SERGEANT	TECHNICAL SERGEANT	STAFF SERGEANT	AIRMAN - FIRST CLASS	AIRMAN SECOND CLASS	AIRMAN THIRD CLASS	AIRMAN BASIC
	FY 1958 (Continued)							
November - Total	268	4	4	8	23	8	5	216
No Prior Service Enlistment	216	-	-	-	-	-	-	216
Enlistment for OCS or Avn Cadet	-	-	-	-	-	-	-	-
Prior Service Enlistment	8	-	-	-	2	1	5	-
Reenlistment Within 90 Days	14	-	-	2	10	2	-	-
Immediate Reenlistment	30	4	4	6	11	5	-	-
December - Total	202	1	5	8	18	23	5	142
No Prior Service Enlistment	140	-	-	-	-	-	-	140
Enlistment for OCS or Avn Cadet	2	-	-	-	-	-	-	2
Prior Service Enlistment	8	-	-	-	3	1	4	-
Reenlistment Within 90 Days	21	-	1	1	11	8	-	-
Immediate Reenlistment	31	1	4	7	4	14	1	-
January (1958) - Total	271	-	2	8	16	13	2	230
No Prior Service Enlistment	230	-	-	-	-	-	-	230
Enlistment for OCS or Avn Cadet	-	-	-	-	-	-	-	-
Prior Service Enlistment	3	-	-	-	-	1	2	-
Reenlistment Within 90 Days	25	-	-	3	14	8	-	-
Immediate Reenlistment	13	-	2	5	2	4	-	-
February - Total	238	1	6	13	12	7	4	195
No Prior Service Enlistment	195	-	-	-	-	-	-	195
Enlistment for OCS or Avn Cadet	-	-	-	-	-	-	-	-
Prior Service Enlistment	11	-	-	2	3	2	4	-
Reenlistment Within 90 Days	15	-	4	4	5	2	-	-
Immediate Reenlistment	17	1	2	7	4	3	-	-
March - Total	285	1	2	14	17	16	3	232
No Prior Service Enlistment	227	-	-	-	-	-	-	227
Enlistment for OCS or Avn Cadet	5	-	-	-	-	-	-	5
Prior Service Enlistment	16	-	-	2	6	5	3	-
Reenlistment Within 90 Days	8	-	1	2	3	2	-	-
Immediate Reenlistment	29	1	1	10	8	9	-	-
April - Total	279	3	4	10	26	19	4	213
No Prior Service Enlistment	213	-	-	-	-	-	1	212
Enlistment for OCS or Avn Cadet	1	-	-	-	-	-	-	1
Prior Service Enlistment	13	-	-	-	8	2	3	-
Reenlistment Within 90 Days	16	-	1	1	5	9	-	-
Immediate Reenlistment	36	3	3	9	13	8	-	-
May - Total	262	-	1	8	19	11	5	218
No Prior Service Enlistment	219	-	-	-	-	-	1	218
Enlistment for OCS or Avn Cadet	-	-	-	-	-	-	-	-
Prior Service Enlistment	12	-	-	1	3	4	4	-
Reenlistment Within 90 Days	13	-	1	3	5	4	-	-
Immediate Reenlistment	18	-	-	4	11	3	-	-
June - Total	355	2	5	12	15	17	4	300
No Prior Service Enlistment	300	-	-	-	-	-	1	299
Enlistment for OCS or Avn Cadet	1	-	-	-	-	-	-	1
Prior Service Enlistment	10	-	-	-	4	4	2	-
Reenlistment Within 90 Days	17	2	-	6	4	4	1	-
Immediate Reenlistment	27	-	5	6	7	9	-	-

SOURCE: Personnel Statistics Division, Directorate of Statistical Services, Comptroller of the Air Force

TABLE 176 — SUMMARY — ENLISTMENTS AND REENLISTMENTS BY TERM OF ENLISTMENT — LAST HALF FY 1948 THROUGH FY 1958

(Prior service enlistments includes 379 four (4) year enlistments and 195 six (6) year enlistments who were former Commissioned and Warrant Officers. Last half FY 1948 through FY 1953 does not include enlistments for Officer Candidate School or Reenlistment within 90 days). Table below is a modification of Table 171, FY 1957 and excludes SCARWAF through March 1956).

TYPE OF ENLISTMENT OR REENLISTMENT BY DATE	TOTAL	1 YEAR	2 YEARS	3 YEARS	4 YEARS	5 YEARS	6 YEARS	INDEFINITE
	FISCAL YEAR SUMMARIES							
LAST HALF FY 1948 - TOTAL	60,683	-	-	58,162	327	1,743	451	-
FY 1949 - TOTAL	154,763	7,259	-	138,121	408	537	1,446	6,992
FY 1950 - TOTAL	139,421	1,018	-	39,312	51,028	440	16,146	31,477
FY 1951 - TOTAL	329,653	-	-	14,395	267,144	109	25,450	22,555
FY 1952 - TOTAL	288,143	-	858	21,676	235,284	134	23,157	7,034
FY 1953 - TOTAL	175,567	-	3,464	22,331	137,576	157	10,290	1,749
FY 1954 - TOTAL	144,954	-	6,539	4,058	120,325	9	13,914	109
FY 1955 - TOTAL	267,827	-	4,187	3,553	187,383	-	72,704	-
FY 1956 - TOTAL	247,501	-	1,968	3,545	147,019	-	94,969	-
FY 1957 - TOTAL	204,811	-	1,747	2,961	135,563	-	64,540	-
FY 1958 - TOTAL	—							
FY 1959 - TOTAL								
FY 1960 - TOTAL								

	TOTAL	2 YEARS	3 YEARS	4 YEARS	6 YEARS
	FY 1958				
FY 1958 - TOTAL	156,512	1,230	3,376	91,444	60,462
NO PRIOR SERVICE ENLISTMENT - TOTAL	62,296	46	3,112	59,137	1
ENL FOR OCS OR AVN CADET - TOTAL	1,195	1,184	11	-	-
PRIOR SERVICE ENLISTMENT - TOTAL	19,862	-	95	19,277	490
REENLISTMENT WITHIN 90 DAYS - TOTAL	16,998	-	88	5,410	11,500
IMMEDIATE REENLISTMENT - TOTAL	56,161	-	70	7,620	48,471
July (1957) - Total	15,362	110	595	9,956	4,701
No Prior Service Enlistment	8,306	4	586	7,716	-
Enlistment for OCS or Avn Cadet	106	106	-	-	-
Prior Service Enlistment	1,449	-	7	1,426	16
Reenlistment within 90 Days	842	-	1	265	576
Immediate Reenlistment	4,659	-	1	549	4,109
August - Total	14,787	77	405	9,971	4,334
No Prior Service Enlistment	8,152	3	386	7,762	1
Enlistment for OCS or Avn Cadet	74	74	-	-	-
Prior Service Enlistment	1,493	-	6	1,464	23
Reenlistment Within 90 Days	834	-	8	258	568
Immediate Reenlistment	4,234	-	5	487	3,742
September - Total	12,191	26	217	7,386	4,562
No Prior Service Enlistment	5,398	6	192	5,200	-
Enlistment for OCS or Avn Cadet	22	20	2	-	-
Prior Service Enlistment	1,429	-	8	1,391	30
Reenlistment within 90 Days	784	-	7	230	547
Immediate Reenlistment	4,558	-	8	565	3,985
October - Total	12,026	115	228	7,385	4,298
No Prior Service Enlistment	5,232	7	208	5,017	-
Enlistment for OCS or Avn Cadet	108	108	-	-	-
Prior Service Enlistment	1,443	-	8	1,412	23
Reenlistment within 90 Days	978	-	7	336	635
Immediate Reenlistment	4,265	-	5	620	3,640

TABLE 176 — SUMMARY — ENLISTMENTS AND REENLISTMENTS BY TERM OF ENLISTMENT — LAST HALF FY 1948 THROUGH FY 1958 (CONTINUED)

TYPE OF ENLISTMENT OR REENLISTMENT BY DATE	TOTAL	2 YEARS	3 YEARS	4 YEARS	6 YEARS
	FY 1958 (Continued)				
November - Total	12,553	75	243	7,476	4,759
No Prior Service Enlistment	5,150	5	216	4,929	-
Enlistment for OCS or Avn Cadet	70	70	-	-	-
Prior Service Enlistment	1,584	-	8	1,534	42
Reenlistment Within 90 Days	1,234	-	11	368	855
Immediate Reenlistment	4,515	-	8	645	3,862
December - Total	12,886	104	160	5,684	6,938
No Prior Service Enlistment	3,073	-	140	2,933	-
Enlistment for OCS or Avn Cadet	106	104	2	-	-
Prior Service Enlistment	1,462	-	6	1,401	55
Reenlistment Within 90 Days	1,841	-	6	539	1,296
Immediate Reenlistment	6,404	-	6	811	5,587
January (1958) - Total	13,500	135	249	8,252	4,864
No Prior Service Enlistment	4,846	4	230	4,612	-
Enlistment for OCS or Avn Cadet	131	131	-	-	-
Prior Service Enlistment	2,315	-	2	2,263	50
Reenlistment Within 90 Days	2,329	-	14	770	1,545
Immediate Reenlistment	3,879	-	3	607	3,269
February - Total	15,128	50	215	9,529	5,334
No Prior Service Enlistment	6,021	5	195	5,821	-
Enlistment for OCS or Avn Cadet	45	45	-	-	-
Prior Service Enlistment	2,540	-	10	2,416	114
Reenlistment Within 90 Days	2,013	-	7	664	1,342
Immediate Reenlistment	4,509	-	3	628	3,878
March - Total	12,710	91	257	6,614	5,748
No Prior Service Enlistment	3,672	-	227	3,445	-
Enlistment for OCS or Avn Cadet	96	91	5	-	-
Prior Service Enlistment	1,896	-	11	1,827	58
Reenlistment Within 90 Days	1,967	-	5	643	1,319
Immediate Reenlistment	5,079	-	9	699	4,371
April - Total	11,450	130	236	5,929	5,155
No Prior Service Enlistment	3,306	2	213	3,091	-
Enlistment for OCS or Avn Cadet	129	128	1	-	-
Prior Service Enlistment	1,724	-	8	1,676	40
Reenlistment Within 90 Days	1,573	-	9	510	1,054
Immediate Reenlistment	4,718	-	5	652	4,061
May - Total	10,185	190	238	5,699	4,058
No Prior Service Enlistment	3,747	8	219	3,520	-
Enlistment for OCS or Avn Cadet	182	182	-	-	-
Prior Service Enlistment	1,275	-	11	1,238	26
Reenlistment Within 90 Days	1,230	-	4	373	853
Immediate Reenlistment	3,751	-	4	568	3,179
June - Total	13,734	127	333	7,563	5,711
No Prior Service Enlistment	5,393	2	300	5,091	-
Enlistment For OCS or Avn Cadet	126	125	1	-	-
Prior Service Enlistment	1,252	-	10	1,229	13
Reenlistment Within 90 Days	1,373	-	9	454	910
Immediate Reenlistment	5,590	-	13	789	4,788

SOURCE: Personnel Statistics Division, Directorate of Statistical Services, Comptroller of the Air Force.

TABLE 177 — SUMMARY — WAF ENLISTMENTS AND REENLISTMENTS BY TERM OF ENLISTMENT — FY 1952 THROUGH FY 1958

(Table below excludes reenlistments in the Army for SCARWAF duty. The data in the table are included in "Enlistments and Reenlistments by Term of Enlistment" Table. FY 1952 and FY 1953 excludes Enlistments for Officer Candidate School and Reenlistments within 90 Days).

TYPE OF ENLISTMENT OR REENLISTMENT BY DATE	TOTAL	1 YEAR	2 YEARS	3 YEARS	4 YEARS	5 YEARS	6 YEARS	INDEFINITE
	FISCAL YEAR SUMMARIES							
FY 1952 - TOTAL	6,361	-	-	4,077	2,132	-	89	63
FY 1953 - TOTAL	5,141	-	-	4,968	108	1	45	19
FY 1954 - TOTAL	2,864	-	-	2,774	43	1	46	-
FY 1955 - TOTAL	4,152	-	-	3,551	208	-	393	-
FY 1956 - TOTAL	4,017	-	-	3,545	160	-	312	-
FY 1957 - TOTAL	3,229	-	-	2,961	74	-	194	-
FY 1958 - TOTAL								
FY 1959 - TOTAL								
FY 1960 - TOTAL								

	TOTAL	2 YEARS	3 YEARS	4 YEARS	6 YEARS
	FY 1958				
FY 1958 - TOTAL	3,707	-	3,376	74	257
NO PRIOR SERVICE ENLISTMENT - TOTAL	3,112	-	3,112	-	-
ENLISTMENT FOR OCS OR AVN CADET - TOTAL	11	-	11	-	-
PRIOR SERVICE ENLISTMENT - TOTAL	113	-	95	14	4
REENLISTMENT WITHIN 90 DAYS - TOTAL	173	-	88	23	62
IMMEDIATE REENLISTMENT - TOTAL	298	-	70	37	191
July (1957) - Total	616	-	595	1	20
No Prior Enlistment	586	-	586	-	-
Enlistment for OCS or Avn Cadet	-	-	-	-	-
Prior Service Enlistment	7	-	7	-	-
Reenlistment Within 90 Days	7	-	1	1	5
Immediate Reenlistment	16	-	1	-	15
August - Total	422	-	405	-	17
No Prior Service Enlistment	386	-	386	-	-
Enlistment for OCS or Avn Cadet	-	-	-	-	-
Prior Service Enlistment	7	-	6	-	1
Reenlistment Within 90 Days	10	-	8	-	2
Immediate Reenlistment	19	-	5	-	14
September - Total	254	-	217	12	25
No Prior Service Enlistment	192	-	192	-	-
Enlistment for OCS or Avn Cadet	2	-	2	-	-
Prior Service Enlistment	10	-	8	2	-
Reenlistment Within 90 Days	15	-	7	3	5
Immediate Reenlistment	35	-	8	7	20
October - Total	255	-	228	4	23
No Prior Service Enlistment	208	-	208	-	-
Enlistment for OCS or Avn Cadet	-	-	-	-	-
Prior Service Enlistment	8	-	8	-	-
Reenlistment Within 90 Days	12	-	7	2	3
Immediate Reenlistment	27	-	5	2	20

TABLE 177 — SUMMARY — WAF ENLISTMENTS AND REENLISTMENTS BY TERM OF ENLISTMENT — FY 1952 THROUGH 1958 (CONTINUED)

TYPE OF ENLISTMENT OR REENLISTMENT BY DATE	TOTAL	2 YEARS	3 YEARS	4 YEARS	6 YEARS
	FY 1958 (Continued)				
November - Total	268	-	243	4	21
No Prior Service Enlistment	216	-	216	-	-
Enlistment for OCS or Avn Cadet	-	-	-	-	-
Prior Service Enlistment	8	-	8	-	-
Reenlistment Within 90 Days	14	-	11	-	3
Immediate Reenlistment	30	-	8	4	18
December - Total	202	-	160	7	35
No Prior Service Enlistment	140	-	140	-	-
Enlistment for OCS or Avn Cadet	2	-	2	-	-
Prior Service Enlistment	8	-	6	2	-
Reenlistment Within 90 Days	21	-	6	2	13
Immediate Reenlistment	31	-	6	3	22
January (1958) - Total	271	-	249	11	11
No Prior Service Enlistment	230	-	230	-	-
Enlistment for OCS or Avn Cadet	-	-	-	-	-
Prior Service Enlistment	3	-	2	1	-
Reenlistment Within 90 Days	25	-	14	6	5
Immediate Reenlistment	13	-	3	4	6
February - Total	238	-	215	3	20
No Prior Service Enlistment	195	-	195	-	-
Enlistment for OCS or Avn Cadet	-	-	-	-	-
Prior Service Enlistment	11	-	10	1	-
Reenlistment Within 90 Days	15	-	7	1	7
Immediate Reenlistment	17	-	3	1	13
March - Total	285	-	257	8	20
No Prior Service Enlistment	227	-	227	-	-
Enlistment for OCS or Avn Cadet	5	-	5	-	-
Prior Service Enlistment	16	-	11	5	-
Reenlistment Within 90 Days	8	-	5	-	3
Immediate Reenlistment	29	-	9	3	17
April - Total	279	-	236	8	35
No Prior Service Enlistment	213	-	213	-	-
Enlistment for OCS or Avn Cadet	1	-	1	-	-
Prior Service Enlistment	13	-	8	2	3
Reenlistment Within 90 Days	16	-	9	2	5
Immediate Reenlistment	36	-	5	4	27
May - Total	262	-	238	10	14
No Prior Service Enlistment	219	-	219	-	-
Enlistment for OCS or Avn Cadet	-	-	-	-	-
Prior Service Enlistment	12	-	11	1	-
Reenlistment Within 90 Days	13	-	4	4	5
Immediate Reenlistment	18	-	4	5	9
June - Total	355	-	333	6	16
No Prior Service Enlistment	300	-	300	-	-
Enlistment for OCS or Avn Cadet	1	-	1	-	-
Prior Service Enlistment	10	-	10	-	-
Reenlistment Within 90 Days	17	-	9	2	6
Immediate Reenlistment	27	-	13	4	10

Source: Personnel Statistics Division, Directorate of Statistical Services, Comptroller of the Air Force.

TABLE 178 – SUMMARY – ENLISTMENTS BY EDUCATIONAL LEVEL – FY 1954 THROUGH FY 1958

(Table below is a modification of Table 173, FY 1957)

DATE AND TYPE OF ENLISTMENT	EDUCATIONAL LEVEL												
	TOTAL			Non-High School or Non-Graduate		High School Graduate		Less Than 2 Years College		More Than 2 Years College No Degree		One or More Degrees	
	Total	Male	Female	Male	Female	Male	Female	Male	Female	Male	Female	Male	Female
	FY SUMMARIES												
FY 1954 - TOTAL	108,124	105,438	2,686	52,198	360	40,543	2,037	6,396	172	4,696	76	1,605	41
NO PRIOR SERVICE ENLISTMENT	101,623	98,937	2,686	52,169	360	39,215	2,037	4,832	172	2,077	76	644	41
ENLISTMENT FOR AVIATION CADET	6,501	6,501	-	29	-	1,328	-	1,564	-	2,619	-	961	-
FY 1955 - TOTAL	161,886	158,669	3,217	77,100	310	66,519	2,579	9,029	195	4,389	93	1,632	40
NO PRIOR SERVICE ENLISTMENT	158,107	154,893	3,214	77,095	310	65,463	2,579	7,907	194	3,227	93	1,201	38
ENLISTMENT FOR AVIATION CADET	3,779	3,776	3	5	-	1,056	-	1,122	1	1,162	-	431	2
FY 1956 - TOTAL	135,581	132,258	3,323	58,585	226	63,109	2,769	6,152	190	3,559	106	853	32
NO PRIOR SERVICE ENLISTMENT	116,566	113,347	3,219	51,442	221	54,571	2,689	4,544	182	2,289	101	501	28
PRIOR SERVICE ENLISTMENT	17,117	17,017	100	7,094	5	7,915	82	1,073	8	723	3	212	2
ENLISTMENT FOR OFFICER CANDIDATE SCHOOL OR AVIATION CADET	1,898	1,894	4	49	-	623	-	535	-	547	2	140	2
FY 1957 - TOTAL	128,297	125,447	2,850	51,884	165	63,328	2,443	5,554	147	3,717	70	964	25
NO PRIOR SERVICE ENLISTMENT	109,925	107,182	2,743	44,990	156	54,701	2,365	4,338	138	2,489	61	664	23
PRIOR SERVICE ENLISTMENT	16,826	16,732	94	6,893	9	8,240	71	835	4	619	8	145	2
ENLISTMENT FOR OFFICER CANDIDATE SCHOOL OR AVIATION CADET	1,546	1,533	13	1	-	387	7	381	5	609	1	155	-
FY 1958 - TOTAL													
NO PRIOR SERVICE ENLISTMENT													
PRIOR SERVICE ENLISTMENT													
ENLISTMENT FOR OFFICER CANDIDATE SCHOOL OR AVIATION CADET													
FY 1959 - TOTAL													
NO PRIOR SERVICE ENLISTMENT													
PRIOR SERVICE ENLISTMENT													
ENLISTMENT FOR OFFICER CANDIDATE SCHOOL OR AVIATION CADET													
FY 1960 - TOTAL													
NO PRIOR SERVICE ENLISTMENT													
PRIOR SERVICE ENLISTMENT													
ENLISTMENT FOR OFFICER CANDIDATE SCHOOL OR AVIATION CADET													

TABLE 178 — SUMMARY — ENLISTMENTS BY EDUCATIONAL LEVEL — FY 1954 THROUGH FY 1958 (CONTINUED)

DATE AND TYPE OF ENLISTMENT	EDUCATIONAL LEVEL												
	TOTAL			Non-High School or Non-Graduate		High School Graduate		Less Than 2 Years College		More Than 2 Years College No Degree		One or More Degrees	
	Total	Male	Female	Male	Female	Male	Female	Male	Female	Male	Female	Male	Female
	FY 1958												
FY 1958 - TOTAL	83,353	80,117	3,236	25,455	184	47,031	2,811	4,114	153	2,799	76	718	12
NO PRIOR SERVICE ENLISTMENT - TOTAL	62,296	59,184	3,112	18,469	182	35,952	2,711	2,833	151	1,529	58	401	10
PRIOR SERVICE ENLISTMENT - TOTAL	19,862	19,749	113	6,982	2	10,830	100	1,011	2	710	8	216	1
ENLISTMENT FOR OFFICER CANDIDATE SCHOOL OR AVIATION CADET - TOTAL	1,195	1,184	11	4	-	249	-	270	-	560	10	101	1
July (1957) - Total	9,861	9,268	593	2,251	47	6,235	510	378	26	296	8	108	2
No Prior Service Enlistment	8,306	7,720	586	1,691	46	5,486	506	283	26	186	6	74	2
Prior Service Enlistment	1,449	1,442	7	559	1	729	4	79	-	56	2	19	-
Enlistment for Officer Candidate School or Aviation Cadet	106	106	-	1	-	20	-	16	-	54	-	15	-
August - Total	9,719	9,326	393	2,623	27	5,916	339	432	14	262	11	93	2
No Prior Service Enlistment	8,152	7,766	386	2,018	27	5,139	334	349	13	191	11	69	1
Prior Service Enlistment	1,493	1,486	7	605	-	762	5	69	1	43	-	7	1
Enlistment For Officer Candidate School or Aviation Cadet	74	74	-	-	-	15	-	14	-	28	-	17	-
September - Total	6,849	6,645	204	1,736	14	4,284	174	363	14	200	2	62	-
No Prior Service Enlistment	5,398	5,206	192	1,217	14	3,505	164	283	14	152	-	49	-
Prior Service Enlistment	1,429	1,419	10	519	-	774	10	78	-	36	-	12	-
Enlistment for Officer Candidate School or Aviation Cadet	22	20	2	-	-	5	-	2	-	12	2	1	-
October - Total	6,783	6,567	216	1,939	9	3,960	191	364	11	241	3	63	2
No Prior Service Enlistment	5,232	5,024	208	1,382	9	3,208	183	261	11	142	3	31	2
Prior Service Enlistment	1,443	1,435	8	557	-	741	8	84	-	37	-	16	-
Enlistment for Officer Candidate School or Aviation Cadet	108	108	-	-	-	11	-	19	-	62	-	16	-
November - Total	6,804	6,580	224	2,388	7	3,697	195	288	15	164	6	43	1
No Prior Service Enlistment	5,150	4,934	216	1,783	7	2,832	188	206	15	84	5	29	1
Prior Service Enlistment	1,584	1,576	8	605	-	846	7	74	-	44	1	7	-
Enlistment for Officer Candidate School or Aviation Cadet	70	70	-	-	-	19	-	8	-	36	-	7	-
December - Total	4,641	4,491	150	1,863	5	2,172	136	216	5	183	4	57	-
No Prior Service Enlistment	3,073	2,933	140	1,309	5	1,438	128	115	5	57	2	14	-
Prior Service Enlistment	1,462	1,454	8	554	-	717	8	74	-	74	-	35	-
Enlistment for Officer Candidate School or Aviation Cadet	106	104	2	-	-	17	-	27	-	52	2	8	-
January (1958) - Total	7,292	7,059	233	2,705	7	3,768	205	312	13	239	8	35	-
No Prior Service Enlistment	4,846	4,616	230	1,827	7	2,501	203	177	13	98	7	13	-
Prior Service Enlistment	2,315	2,312	3	878	-	1,235	2	102	-	81	1	16	-
Enlistment for Officer Candidate School or Aviation Cadet	131	131	-	-	-	32	-	33	-	60	-	6	-

TABLE 178 — SUMMARY — ENLISTMENTS BY EDUCATIONAL LEVEL — FY 1954 THROUGH FY 1958 (CONTINUED)

DATE AND TYPE OF ENLISTMENT	EDUCATIONAL LEVEL												
	TOTAL			Non-High School or Non-Graduate		High School Graduate		Less Than 2 Years College		More Than 2 Years College No Degree		One or More Degrees	
	Total	Male	Female	Male	Female	Male	Female	Male	Female	Male	Female	Male	Female
	FY 1958 (Continued)												
February - Total	8,606	8,400	206	3,187	12	4,441	184	414	5	289	5	69	-
No Prior Service Enlistment	6,021	5,826	195	2,259	12	3,103	174	294	5	150	4	20	-
Prior Service Enlistment	2,540	2,529	11	927	-	1,331	10	109	-	116	1	46	-
Enlistment for Officer Candidate School or Aviation Cadet	45	45	-	1	-	7	-	11	-	23	-	3	-
March - Total	5,664	5,416	248	1,927	20	2,952	197	292	15	207	12	38	4
No Prior Service Enlistment	3,672	3,445	227	1,317	19	1,824	183	186	14	101	8	17	3
Prior Service Enlistment	1,896	1,880	16	609	1	1,109	14	89	1	58	-	15	-
Enlistment for Officer Candidate School or Aviation Cadet	96	91	5	1	-	19	-	17	-	48	4	6	1
April - Total	5,159	4,932	227	1,509	13	2,753	191	349	13	275	9	46	1
No Prior Service Enlistment	3,306	3,093	213	1,011	13	1,692	180	247	13	125	5	18	1
Prior Service Enlistment	1,724	1,711	13	498	-	1,037	11	83	-	73	2	20	-
Enlistment for Officer Candidate School or Aviation Cadet	129	128	1	-	-	24	-	19	-	77	1	8	-
May - Total	5,204	4,973	231	1,677	17	2,650	202	376	9	228	3	42	-
No Prior Service Enlistment	3,747	3,528	219	1,351	17	1,820	191	223	9	113	2	21	-
Prior Service Enlistment	1,275	1,263	12	325	-	794	11	90	-	43	1	11	-
Enlistment for Officer Candidate School or Aviation Cadet	182	182	-	1	-	36	-	63	-	72	-	10	-
June - Total	6,771	6,460	311	1,650	6	4,203	287	330	13	215	5	62	-
No Prior Service Enlistment	5,393	5,093	300	1,304	6	3,404	277	209	13	130	4	46	-
Prior Service Enlistment	1,252	1,242	10	346	-	755	10	80	-	49	-	12	-
Enlistment for Officer Candidate School or Aviation Cadet	126	125	1	-	-	44	-	41	-	36	1	4	-

Source: Personnel Statistics Division, Directorate of Statistical Services, Comptroller of the Air Force

TABLE 179 —SUMMARY— NON—PRIOR SERVICE ENLISTMENTS BY ARMED FORCES QUALIFICATION TEST (AFQT) MENTAL GROUP, EXCLUDING INDUCTEES — FY 1954 THROUGH FY 1958

(Table below is a modification of Table 174 - FY 1957 "USAF Statistical Digest")

MONTH AND YEAR	TOTAL		PERSONNEL BY MENTAL GROUP							
			Group 1 (93 Through 100)		Group 2 (65 Through 92)		Group 3 (31 Through 64)		Group 4 (10 Through 30)	
	Number	Per Cent	Number	Per Cent	Number	Per Cent	Number	Per Cent	Number	Per Cent
FISCAL YEAR SUMMARIES										
FY 1954 - TOTAL. . .	101,623	100.0	6,452	6.4	26,642	26.2	41,886	41.2	26,643	26.2
FY 1955 - TOTAL. . .	158,107	100.0	10,091	6.4	41,205	26.1	65,641	41.5	41,170	26.0
FY 1956 - TOTAL. . .	116,566	100.0	8,601	7.4	33,967	29.1	53,187	45.6	20,811	17.9
FY 1957 - TOTAL. . .	109,925	100.0	8,996	8.2	30,023	27.3	54,663	49.7	16,243	14.8
FY 1958 - TOTAL. . .										
FY 1959 - TOTAL. . .										
FY 1960 - TOTAL. . .										
FY 1958										
FY 1958 - TOTAL	62,252	100.0	7,047	11.3	21,323	34.3	29,400	47.2	4,482	7.2
MALE - TOTAL . . .	59,140	100.0	6,696	11.3	19,676	33.3	28,286	47.8	4,482	7.6
FEMALE - TOTAL . . .	3,112	100.0	351	11.3	1,647	52.9	1,114	35.8	-	-
July (1957) - Total.	8,302	100.0	814	9.8	2,928	35.3	4,530	54.5	30	0.4
Male	7,716	100.0	784	10.2	2,612	33.8	4,290	55.6	30	0.4
Female	586	100.0	30	5.1	316	53.9	240	41.0	-	-
August - Total . . .	8,152	100.0	842	10.3	2,844	34.9	4,444	54.5	22	0.3
Male	7,766	100.0	807	10.4	2,645	34.0	4,292	55.3	22	0.3
Female	386	100.0	35	9.1	199	51.5	152	39.4	-	-
September - Total. .	5,392	100.0	635	11.8	1,903	35.3	2,551	47.3	303	5.6
Male	5,200	100.0	618	11.9	1,792	34.5	2,487	47.8	303	5.8
Female	192	100.0	17	8.9	111	57.8	64	33.3	-	-
October - Total. . .	5,225	100.0	604	11.5	1,868	35.8	2,465	47.2	288	5.5
Male	5,017	100.0	576	11.5	1,757	35.0	2,396	47.8	288	5.7
Female	208	100.0	28	13.4	111	53.4	69	33.2	-	-
November - Total . .	5,145	100.0	578	11.2	1,605	31.3	2,376	46.1	586	11.4
Male	4,929	100.0	558	11.3	1,483	30.1	2,302	46.7	586	11.9
Female	216	100.0	20	9.2	122	56.5	74	34.3	-	-
December - Total . .	3,073	100.0	260	8.5	917	29.8	1,535	50.0	361	11.7
Male	2,933	100.0	248	8.4	844	28.8	1,480	50.5	361	12.3
Female	140	100.0	12	8.6	73	52.1	55	39.3	-	-
January (1958) - Total	4,842	100.0	485	10.0	1,522	31.5	2,302	47.5	533	11.0
Male	4,612	100.0	471	10.2	1,387	30.1	2,221	48.2	533	11.5
Female	230	100.0	14	6.1	135	58.7	81	35.2	-	-
February - Total . .	6,016	100.0	635	10.6	1,939	32.2	2,763	45.9	679	11.3
Male	5,821	100.0	605	10.4	1,834	31.5	2,703	46.4	679	11.7
Female	195	100.0	30	15.4	105	53.8	60	30.8	-	-
March - Total. . . .	3,672	100.0	387	10.5	1,194	32.5	1,695	46.2	396	10.8
Male	3,445	100.0	343	10.0	1,078	31.3	1,628	47.2	396	11.5
Female	227	100.0	44	19.4	116	51.1	67	29.5	-	-
April - Total. . . .	3,304	100.0	573	17.3	1,223	37.0	1,191	36.1	317	9.6
Male	3,091	100.0	533	17.2	1,123	36.3	1,118	36.2	317	10.3
Female	213	100.0	40	18.8	100	46.9	73	34.3	-	-
May - Total.	3,738	100.0	525	14.1	1,361	36.4	1,478	39.5	374	10.0
Male	3,519	100.0	495	14.1	1,248	35.5	1,402	39.8	374	10.6
Female	219	100.0	30	13.7	113	51.6	76	34.7	-	-
June - Total	5,391	100.0	709	13.2	2,019	37.4	2,070	38.4	593	11.0
Male	5,091	100.0	658	12.9	1,873	36.8	1,967	38.6	593	11.7
Female	300	100.0	51	17.0	146	48.7	103	34.3	-	-

Source: Personnel Statistics Division, Directorate of Statistical Services, Comptroller of the Air Force.

TABLE 180 — SUMMARY — AGE DISTRIBUTION OF USAF OFFICERS BY GRADE IN WHICH SERVING, BY AGE — 30 NOV 1952 THROUGH 30 JUN 1958

(Prior to FY 1957, Age Grouping was not consistant throughout the fiscal years covered. Extreme and unknown ages were prorated for the same dates. The table depicts data developed for operational and planning purposes and will not necessarily agree with the official total strength or grade strength of the Air Force for the dates indicated.)

AGE OR AGE GROUP	TOTAL	GENERAL	COLONEL	LIEUTENANT COLONEL	MAJOR	CAPTAIN	FIRST LIEUTENANT	SECOND LIEUTENANT	WARRANT OFFICER
FISCAL YEAR SUMMARIES									
30 NOVEMBER 1952									
TOTAL . . .	130,158	366	3,957	8,143	19,837	37,688	30,804	25,421	3,942
Years									
20 through 24. .	20,570	-	-	-	-	76	2,832	17,656	6
25 through 29. .	29,546	-	-	15	650	7,868	14,499	6,367	147
30 through 34. .	47,218	-	354	2,479	9,702	20,764	11,188	1,263	1,468
35 through 39. .	20,969	9	1,416	2,917	6,072	6,974	2,089	133	1,359
40 through 44. .	6,738	75	1,043	1,386	1,953	1,493	164	2	622
45 through 49. .	3,534	150	722	848	1,087	443	32	-	252
50 through 54. .	1,130	82	271	347	282	70	-	-	78
55 through 59. .	432	40	145	147	91	-	-	-	9
60 and Older . .	21	10	6	4	-	-	-	-	1
31 MAY 1953									
TOTAL . . .	128,267	363	4,168	8,162	20,791	37,156	31,300	22,522	3,805
Years									
20 through 24. .	18,165	-	-	-	-	26	3,275	14,858	6
25 through 29. .	27,527	-	-	8	351	4,926	15,271	6,897	74
30 through 34. .	43,853	-	194	1,696	8,539	21,043	10,619	712	1,050
35 through 39. .	25,838	6	1,529	3,538	8,076	9,056	1,995	51	1,587
40 through 44. .	7,030	64	1,118	1,424	2,085	1,537	133	4	665
45 through 49. .	3,960	149	819	915	1,270	486	7	-	314
50 through 54. .	1,349	97	344	394	353	82	-	-	79
55 through 59. .	487	33	146	173	110	-	-	-	25
60 and Older . .	58	14	18	14	7	-	-	-	5
30 NOVEMBER 1953									
TOTAL . . .	120,978	371	4,235	8,022	19,475	32,767	28,291	24,302	3,515
Years									
21 through 25. .	29,501	-	-	-	-	115	7,042	22,332	12
26 through 30. .	23,381	-	-	38	898	7,604	13,005	1,725	111
31 through 35. .	40,321	-	503	2,692	10,010	18,400	7,156	245	1,315
36 through 40. .	17,882	15	1,593	2,910	5,768	5,354	1,013	-	1,229
41 through 45. .	5,781	92	1,110	1,272	1,723	965	75	-	544
46 through 50. .	2,912	171	718	727	815	257	-	-	224
51 through 55. .	911	68	224	276	202	72	-	-	69
56 through 60. .	276	17	84	106	59	-	-	-	10
61 and Older . .	13	8	3	1	-	-	-	-	1
31 MAY 1954									
TOTAL . . .	126,333	376	4,314	8,176	19,928	34,849	31,278	23,956	3,456
Years									
21 through 25. .	30,499	-	-	-	-	92	9,352	21,051	4
26 through 30. .	22,799	-	-	6	356	5,870	13,680	2,852	35
31 through 35. .	38,741	-	271	1,784	8,712	19,875	7,071	53	975
36 through 40. .	23,361	10	1,699	3,649	7,879	7,515	1,112	-	1,497
41 through 45. .	6,201	89	1,138	1,461	1,740	1,121	63	-	589
46 through 50. .	3,345	169	821	835	945	309	-	-	266
51 through 55. .	1,062	84	290	311	243	67	-	-	67
56 through 60. .	320	19	95	130	53	-	-	-	23
61 and Older . .	5	5	-	-	-	-	-	-	-

TABLE 180 – SUMMARY – AGE DISTRIBUTION OF USAF OFFICERS BY GRADE IN WHICH SERVING, BY AGE 30 NOV 1952 THROUGH 30 JUNE 1958 (CONTINUED)

AGE OR AGE GROUP	TOTAL	GENERAL	COLONEL	LIEUTENANT COLONEL	MAJOR	CAPTAIN	FIRST LIEUTENANT	SECOND LIEUTENANT	WARRANT OFFICER
	FISCAL YEAR SUMMARIES (Continued)								
	30 SEPTEMBER 1954								
TOTAL	129,511	381	4,365	8,348	20,315	33,810	31,253	27,596	3,443
Years									
20 through 24	25,427	-	-	-	-	7	4,080	21,336	4
25 through 29	25,499	-	-	-	73	2,759	16,435	6,197	35
30 through 34	37,444	-	134	982	6,932	19,279	9,089	57	971
35 through 39	28,584	7	1,601	4,142	9,887	9,895	1,558	6	1,488
40 through 44	7,141	68	1,252	1,780	1,977	1,390	85	-	589
45 through 49	3,695	172	904	904	1,076	367	6	-	266
50 through 54	1,292	112	370	373	289	81	-	-	67
55 through 59	409	20	96	159	79	32	-	-	23
60 and Older	20	2	8	8	2	-	-	-	-
	30 JUNE 1955								
TOTAL	135,584	396	4,516	8,680	21,302	35,864	36,368	24,793	3,665
Years									
20 through 24	26,350	-	-	-	-	2	7,191	19,157	-
25 through 29	29,416	-	-	2	22	2,521	21,245	5,588	38
30 through 34	30,900	-	39	515	5,080	18,288	6,441	36	501
35 through 39	33,173	4	1,503	4,238	11,637	12,618	1,414	10	1,749
40 through 44	9,440	60	1,422	2,223	2,894	1,886	68	1	886
45 through 49	4,195	161	988	1,026	1,208	421	7	-	384
50 through 54	1,613	145	443	488	360	93	2	-	82
55 through 59	454	25	112	163	96	33	-	1	24
60 and Older	43	1	9	25	5	2	-	-	1
	31 DECEMBER 1955								
TOTAL	142,221	428	4,391	8,747	21,333	36,225	39,161	28,217	3,719
Years									
20 through 24	34,543	-	-	-	-	3	10,367	24,127	46
25 through 29	28,890	-	-	1	20	2,689	22,017	4,064	99
30 through 34	30,469	-	38	540	5,105	18,570	5,506	19	691
35 through 39	32,697	8	1,487	4,206	11,667	12,616	1,209	7	1,497
40 through 44	9,466	81	1,408	2,345	2,845	1,847	51	-	889
45 through 49	4,124	172	953	1,021	1,250	390	11	-	327
50 through 54	1,612	144	410	481	349	83	-	-	145
55 through 59	411	22	92	149	96	27	-	-	25
60 and Older	9	1	3	4	1	-	-	-	-
	30 JUNE 1956								
TOTAL	142,093	422	4,619	9,205	21,872	40,041	37,949	23,998	3,987
Years									
20 through 24	28,540	-	-	-	-	38	9,248	19,228	26
25 through 29	32,478	-	-	-	8	4,655	22,944	4,732	139
30 through 34	24,504	-	17	271	3,213	16,038	4,365	31	569
35 through 39	37,001	2	1,290	4,066	12,817	15,873	1,308	7	1,638
40 through 44	12,538	55	1,655	2,890	4,033	2,804	75	-	1,026
45 through 49	4,560	158	1,023	1,226	1,243	481	8	-	421
50 through 54	1,918	178	518	564	438	114	1	-	105
55 through 59	525	28	102	180	116	36	-	-	63
60 and Older	29	1	14	8	4	2	-	-	-

TABLE 180 — SUMMARY — AGE DISTRIBUTION OF USAF OFFICERS BY GRADE IN WHICH SERVING, BY AGE— 30 NOV 1952 THROUGH 30 JUN 1958 (CONTINUED)

AGE OR AGE GROUP	TOTAL	GENERAL	COLONEL	LIEUTENANT COLONEL	MAJOR	CAPTAIN	FIRST LIEUTENANT	SECOND LIEUTENANT	WARRANT OFFICER
	FISCAL YEAR SUMMARIES (Continued)								
	31 DECEMBER 1956								
TOTAL . . .	141,459	426	4,527	9,311	22,006	40,276	39,436	21,503	3,974
Years									
20 through 24. .	31,230	-	-	-	-	76	13,349	17,783	22
25 through 29. .	29,352	-	-	-	15	4,952	21,166	3,151	68
30 through 34. .	23,818	-	18	245	3,169	16,457	3,474	36	419
35 through 39. .	36,166	4	1,299	4,117	13,010	15,266	959	8	1,503
40 through 44. .	12,283	64	1,640	2,987	3,953	2,694	49	-	896
45 through 49. .	4,385	167	991	1,200	1,209	443	2	-	373
50 through 54. .	1,810	167	480	547	420	102	-	-	94
55 through 59. .	484	24	87	171	115	29	-	-	58
60 and Older . .	12	-	7	3	1	1	-	-	-
Unknown.	1,919	-	5	41	114	256	437	525	541
	30 JUNE 1957								
TOTAL . . .	140,863	415	4,707	9,640	22,389	41,651	42,154	15,352	4,555
Years									
20 through 24. .	21,743	-	-	-	-	60	10,101	11,562	20
25 through 29. .	36,863	-	-	-	17	5,214	27,976	3,499	147
30 through 34. .	19,587	-	2	129	1,911	14,071	2,989	46	439
35 through 39. .	37,662	-	1,032	3,604	12,772	17,502	845	5	1,902
40 through 44. .	16,671	49	1,928	3,639	5,630	4,001	53	-	1,371
45 through 49. .	4,896	151	1,055	1,361	1,308	548	1	-	472
50 through 54. .	2,195	177	570	662	524	132	-	-	130
55 through 59. .	526	36	102	192	121	33	-	-	42
60 and Older . .	54	2	12	24	12	2	-	-	2
Unknown.	666	-	6	29	94	88	189	230	30
	31 DECEMBER 1957								
TOTAL . . .									
Years									
20 through 24. .									
25 through 29. .									
30 through 34. .									
35 through 39. .									
40 through 44. .									
45 through 49. .									
50 through 54. .									
55 through 59. .									
60 and Older . .									
Unknown.									
	30 JUNE 1958								
TOTAL . . .									
Years									
20 through 24. .									
25 through 29. .									
30 through 34. .									
35 through 39. .									
40 through 44. .									
45 through 49. .									
50 through 54. .									
55 through 59. .									
60 and Older . .									
Unknown.									

TABLE 180 — SUMMARY — AGE DISTRIBUTION OF USAF OFFICERS BY GRADE IN WHICH SERVING, BY AGE
30 NOV 1952 THROUGH 30 JUN 1958 (CONTINUED)

AGE OR AGE GROUP	TOTAL	GENERAL	COLONEL	LIEUTENANT COLONEL	MAJOR	CAPTAIN	FIRST LIEUTENANT	SECOND LIEUTENANT	WARRANT OFFICER
	FY 1958 (31 December 1957)								
TOTAL	135,784	419	4,588	9,513	21,883	40,912	39,504	14,353	4,612
YEARS									
20	42	-	-	-	-	-	-	42	-
21	514	-	-	-	-	-	2	511	1
22	3,105	-	-	-	-	1	417	2,687	-
23	8,544	-	-	-	-	5	2,940	5,599	-
24	10,757	-	-	-	-	39	7,912	2,798	8
25	8,912	-	-	-	-	227	7,638	1,036	11
26	7,017	-	-	-	-	606	5,834	552	25
27	6,455	-	-	-	-	1,006	4,955	477	17
28	5,357	-	-	-	3	1,568	3,500	242	44
29	4,180	-	-	-	10	1,804	2,264	51	51
30	2,350	-	-	-	13	1,334	939	10	54
31	2,290	-	-	-	27	1,533	671	9	50
32	3,768	-	-	10	204	2,940	518	2	94
33	5,056	-	-	36	650	3,850	385	3	132
34	5,830	-	2	82	1,050	4,171	352	2	171
35	6,648	-	24	176	1,699	4,231	266	-	252
36	8,413	-	62	492	2,752	4,501	244	-	362
37	8,287	-	208	803	2,933	3,723	183	-	437
38	7,116	-	320	973	2,698	2,617	75	-	433
39	6,821	-	425	1,166	2,610	2,088	38	1	493
40	5,521	6	445	985	2,067	1,613	19	-	386
41	4,308	9	428	930	1,517	1,084	8	-	332
42	3,238	19	416	893	1,005	607	11	-	287
43	1,921	15	353	542	486	310	4	-	211
44	1,380	17	256	352	370	226	-	-	159
45	1,254	20	219	363	331	177	-	-	144
46	959	35	209	281	234	114	1	-	85
47	911	35	215	260	230	93	-	-	78
48	782	44	201	198	203	64	-	-	72
49	707	27	186	192	188	54	-	-	60
50	592	34	146	162	147	43	-	-	60
51	516	41	147	137	128	32	-	-	31
52	432	42	122	140	89	23	-	-	16
53	253	30	56	81	58	18	-	-	10
54	192	14	51	61	52	8	-	-	6
55	131	13	27	49	30	5	-	-	7
56	106	6	17	39	32	9	-	-	3
57	89	6	17	30	24	2	-	-	10
58	77	3	12	35	20	6	-	-	1
59	61	1	13	25	10	7	-	-	5
60 and Older	23	2	6	10	4	-	-	-	1
Unknown	869	-	5	10	9	173	328	331	13
	FY 1958 (30 June 1958)								
TOTAL	133,012	427	4,780	9,801	22,378	42,708	37,075	11,299	4,544
YEARS									
20	1	-	-	-	-	-	-	1	-
21	125	-	-	-	-	-	-	125	-
22	964	-	-	-	-	1	17	946	-
23	4,822	-	-	-	-	1	1,175	3,646	-
24	8,902	-	-	-	-	24	5,718	3,160	-

TABLE 180 — SUMMARY — AGE DISTRIBUTION OF USAF OFFICERS BY GRADE IN WHICH SERVING, BY AGE 30 NOV 1952 THROUGH 30 JUN 1958 (CONTINUED)

AGE OR AGE GROUP	TOTAL	GENERAL	COLONEL	LIEUTENANT COLONEL	MAJOR	CAPTAIN	FIRST LIEUTENANT	SECOND LIEUTENANT	WARRANT OFFICER
	FY 1958 (30 June 1958) - (Continued)								
25	9,612	-	-	-	-	135	8,252	1,217	8
26	7,644	-	-	-	-	436	6,686	511	11
27	6,534	-	-	-	-	947	5,095	468	24
28	6,199	-	-	-	2	1,865	3,944	371	17
29	5,107	-	-	-	5	2,303	2,650	106	43
30	3,982	-	-	-	9	2,384	1,521	15	53
31	2,294	-	-	-	15	1,575	647	3	54
32	2,259	-	-	1	31	1,732	437	3	55
33	3,696	-	-	13	231	3,128	228	2	94
34	4,990	-	1	54	695	3,939	161	2	138
35	5,716	-	4	113	1,160	4,130	136	-	173
36	6,511	-	28	243	1,837	4,061	89	1	252
37	8,263	-	83	568	2,931	4,241	76	-	364
38	8,150	-	246	853	3,079	3,472	61	-	439
39	7,010	-	359	1,055	2,762	2,376	26	1	431
40	6,686	1	475	1,206	2,584	1,919	12	-	489
41	5,411	7	484	1,010	2,074	1,459	4	-	373
42	4,211	12	452	941	1,504	975	1	-	326
43	3,160	24	435	890	987	542	1	-	281
44	1,888	17	367	538	486	269	-	-	211
45	1,336	19	258	351	364	190	-	-	154
46	1,204	19	223	359	321	145	-	-	137
47	920	36	214	272	222	95	1	-	80
48	867	36	214	256	205	83	-	-	73
49	756	45	197	194	193	57	-	-	70
50	657	28	186	188	160	42	-	-	53
51	559	34	139	162	130	38	-	-	56
52	474	41	139	128	118	24	-	-	24
53	385	42	107	126	80	16	-	-	14
54	216	27	48	72	52	9	-	-	8
55	168	13	44	52	49	4	-	-	6
56	119	13	25	43	27	3	-	-	8
57	81	4	14	31	22	7	-	-	3
58	77	4	15	29	19	1	-	-	9
59	58	3	9	29	15	2	-	-	-
60 and Older	44	2	10	20	5	2	-	-	5
Unknown	954	-	4	4	4	76	137	721	8

Source: Personnel Statistics Division, Directorate of Statistical Services, Comptroller of the Air Force.

TABLE 181 USAF RETIRED OFFICERS AND AIRMEN BY TYPE OF RETIREMENT, BY COMPONENT — FY 1957 THROUGH FY 1958

(Table below is a new table. The data included herein represents inventories of USAF Military Retired Personnel regardless of whether or not the individual is receiving retired pay.)

DATE OF RETIREMENT	TOTAL	TYPE OF RETIREMENT					
		Non - Disability		Temporary Disability		Permanent Disability	
		Regular	Non-Regular	Regular	Non-Regular	Regular	Non-Regular
	FISCAL YEAR SUMMARIES - OFFICERS AND AIRMEN						
FY 1957 - TOTAL	28,296	8,319	3,316	2,789	294	6,184	7,394
OFFICERS - TOTAL	12,582	900	3,253	33	290	750	7,356
AIRMEN - TOTAL	15,714	7,419	63	2,756	4	5,434	38
FY 1958 - TOTAL	32,095	9,467	4,140	3,223	375	7,272	7,618
OFFICERS - TOTAL	13,971	1,108	4,075	40	368	802	7,578
AIRMEN - TOTAL	18,124	8,359	65	3,183	7	6,470	40
FY 1959 - TOTAL							
OFFICERS - TOTAL							
AIRMEN - TOTAL							
FY 1960 - TOTAL							
OFFICERS - TOTAL							
AIRMEN - TOTAL							
	FY 1958 - OFFICERS						
TOTAL	13,971	1,108	4,075	40	368	802	7,578
July (1957)	12,684	935	3,304	33	293	758	7,361
August	12,801	962	3,366	35	301	764	7,373
September	12,881	984	3,420	31	305	753	7,388
October	12,962	995	3,482	31	306	755	7,393
November	13,219	1,008	3,702	33	303	758	7,415
December	13,375	1,027	3,797	33	316	769	7,433
January (1958)	13,512	1,041	3,881	34	317	774	7,465
February	13,634	1,058	3,943	37	329	779	7,488
March	13,732	1,071	3,990	37	345	783	7,506
April	13,829	1,081	4,023	38	348	793	7,546
May	13,883	1,093	4,070	38	349	793	7,540
June	13,971	1,108	4,075	40	368	802	7,578
	FY 1958 - AIRMEN						
TOTAL	18,124	8,359	65	3,183	7	6,470	40
July (1957)	15,882	7,512	64	2,742	4	5,522	38
August	16,110	7,617	64	2,795	4	5,592	38
September	16,287	7,727	64	2,775	4	5,679	38
October	16,550	7,844	65	2,833	4	5,766	38
November	16,719	7,916	65	2,863	4	5,833	38
December	16,932	7,987	65	2,902	4	5,936	38
January (1958)	17,121	8,050	65	2,937	4	6,027	38
February	17,330	8,110	65	3,020	4	6,093	38
March	17,599	8,189	65	3,109	5	6,191	40
April	17,774	8,218	65	3,184	5	6,262	40
May	17,828	8,283	65	3,133	5	6,302	40
June	18,124	8,359	65	3,183	7	6,470	40

Source: Personnel Statistics Division, Directorate of Statistical Services, Comptroller of the Air Force

Military Training

PART XVII

MILITARY TRAINING

DEFINITIONS

COURSE LENGTHS

A table indicating the approximate length of some of the Air University courses follows:

Air War College	
Air War College (Top Secret)	10 Months
Air Command and Staff College	
Command and Staff School (Top Secret)	
For RAD US Personnel	39 Weeks
For Short-Tour US Personnel	15 Weeks
For Allied Personnel	21 Weeks
Air Weapons Course (Top Secret)	7 Weeks
Academic Instructor Course (Unclassified)	6 Weeks
USAF School of Aviation Medicine	
Aviation Medicine Specialty (Secret)	
Phase I	9 Months
Phase II	12 Months
Phase III	12 Months
Phase IV	2 Years
Clinical Laboratory (Unclassified)	16 Weeks
USAF Institute of Technology	
Advanced Logistics	9 Months
AF Advanced Management	1 Year
Bio-Radiology (Nuclear Engineering Effects)	2 Years
Reactor Technology	1 Year
Department of Defense Colleges	
National War College (Top Secret)	10 Months
Command and General Staff College (Top Secret)	10 Months

DEPOT LEVEL TRAINING

Depot Level Training is training designed to train Air Force personnel at depot level to overhaul equipment to bring it up to new standards.

FATALITY

This type of attrition is a student lost from a course by reason of accidental death, occurring as a direct result of training while actually undergoing instruction. (Students becoming fatalities by reason of death from other causes are reported as "Other".)

FOREIGN NATIONALS

Students who are detailed to the school in an attached status from any foreign country, territory, or possession, excluding those possessions and territories of the United States of America.

GRADUATES

Students who have successfully completed a course in which enrolled.

HOLDOVERS

Students who do not graduate when normally scheduled, but are still enrolled in the course. These students are reported as enrolled at the beginning of the ensuing period unless otherwise disposed of.

505282 O - 59 - 24

DEFINITIONS

LOSSES

Losses includes three groups of students:

1. Those who fail a course because of academic or flying deficiency.

2. Those who are losses from service because of fatality as a direct result of training.

3. Those who are withdrawn from a course because of illness, death, or any reason other than 1 and 2 above and who will not continue that course at a later date.

ON-JOB-TRAINING (OJT)

The training received by an individual in actual performance of his duties or while performing assigned duties.

STUDENTS

Training students are those personnel enrolled for the purpose of undergoing standardized courses of instruction at service schools conducted by the US Air Force, Army, Navy, and civilian schools and hospitals. (This group includes USAF, Army, Navy, and civilian students, or foreign nationals.) In referring to USAF Training, students fall under these categories:

1. Assigned - Personnel assigned to the school unit and for whom the school unit is responsible for morning report strength accountability.

2. Attached - Personnel attached to the school unit from other units of the Air Force or other Federal Agencies, who are scheduled to return to their respective units upon completion of the course, and for whom strength accountability is at all times maintained by such other units.

TABLE 182 — SUMMARY — USAF MILITARY INDOCTRINATION TRAINING OF USAF PERSONNEL — FY 1955 THROUGH FY 1958

TYPE OF TRAINING	UNDER INSTRUCTION (BEGINNING OF PERIOD)	DURING PERIOD			UNDER INSTRUCTION (END OF PERIOD)
		Entries	Graduates	Losses	
	FISCAL YEAR SUMMARIES				
FY 1955 - TOTAL	28,175	170,397	164,513	5,527	28,532
BASIC MILITARY TRAINING - TOTAL	27,895	169,662	163,914	5,400	28,243
OFFICER BASIC MILITARY COURSE - TOTAL	5	50	55	-	-
OFFICER BASIC MILITARY COURSE (CHAPLAIN) - TOTAL	14	103	72	27	18
OFFICER CANDIDATE TRAINING - TOTAL	261	582	472	100	271
FY 1956 - TOTAL	28,532	138,356	142,215	8,065	16,608
BASIC MILITARY TRAINING - TOTAL	28,243	137,891	141,643	8,006	16,485
OFFICER BASIC MILITARY COURSE - TOTAL	-	7	4	-	3
OFFICER BASIC MILITARY COURSE (CHAPLAIN) - TOTAL	18	175	192	1	-
OFFICER CANDIDATE TRAINING - TOTAL	271	283	376	58	120
FY 1957 - TOTAL	16,608	146,532	141,547	10,351	11,242
BASIC MILITARY TRAINING - TOTAL	16,485	145,658	140,821	10,213	11,109
OFFICER BASIC MILITARY COURSE - TOTAL	3	128	131	-	-
OFFICER BASIC MILITARY COURSE (CHAPLAIN) - TOTAL	-	135	128	1	6
OFFICER CANDIDATE TRAINING - TOTAL	120	611	467	137	127
FY 1958 - TOTAL					
BASIC MILITARY TRAINING - TOTAL					
OFFICER BASIC MILITARY COURSE - TOTAL					
OFFICER BASIC MILITARY COURSE (CHAPLAIN) - TOTAL					
OFFICER CANDIDATE TRAINING - TOTAL					
FY 1959 - TOTAL					
BASIC MILITARY TRAINING - TOTAL					
OFFICER BASIC MILITARY COURSE - TOTAL					
OFFICER BASIC MILITARY COURSE (CHAPLAIN) - TOTAL					
OFFICER CANDIDATE TRAINING - TOTAL					
FY 1960 - TOTAL					
BASIC MILITARY TRAINING - TOTAL					
OFFICER BASIC MILITARY COURSE - TOTAL					
OFFICER BASIC MILITARY COURSE (CHAPLAIN) - TOTAL					
OFFICER CANDIDATE TRAINING - TOTAL					
	FY 1958				
FY 1958 - TOTAL	11,242	70,046	67,415	7,651	6,222
BASIC MILITARY TRAINING - TOTAL	11,109	69,099	66,668	7,491	6,049
OFFICER BASIC MILITARY COURSE - TOTAL	-	203	182	2	19
OFFICER BASIC MILITARY COURSE (CHAPLAIN) - TOTAL	6	40	36	-	10
OFFICER CANDIDATE TRAINING - TOTAL	127	704	529	158	144
FIRST QUARTER - TOTAL	11,242	23,830	20,294	1,577	13,201
Basic Military Training	11,109	23,593	20,174	1,515	13,011
Officer Basic Military Course	-	62	-	-	62
Officer Basic Military Course (Chaplain)	6	17	13	-	10
Officer Candidate Training	127	158	105	62	118
SECOND QUARTER - TOTAL	13,201	16,334	21,549	964	7,022
Basic Military Training	13,011	16,100	21,367	946	6,798
Officer Basic Military Course	62	30	65	2	25
Officer Basic Military Course (Chaplain)	10	13	10	-	13
Officer Candidate Training	118	191	107	16	186
THIRD QUARTER - TOTAL	7,022	17,653	13,983	1,642	9,050
Basic Military Training	6,798	17,390	13,752	1,604	8,832
Officer Basic Military Course	25	81	53	-	53
Officer Basic Military Course (Chaplain)	13	-	13	-	-
Officer Candidate Training	186	182	165	38	165
FOURTH QUARTER - TOTAL	9,050	12,229	11,589	3,468	6,222
Basic Military Training	8,832	12,016	11,373	3,426	6,049
Officer Basic Military Course	53	30	64	-	19
Officer Basic Military Course (Chaplain)	-	10	-	-	10
Officer Candidate Training	165	173	152	42	144

Source: Personnel Statistics Division, Directorate of Statistical Services, Comptroller of the Air Force

TABLE 183 – SUMMARY – USAF MILITARY INDOCTRINATION TRAINING OF WAF PERSONNEL – FY 1955 THROUGH FY 1958

TYPE OF TRAINING	UNDER INSTRUCTION (BEGINNING OF PERIOD)	DURING PERIOD			UNDER INSTRUCTION (END OF PERIOD)
		Entries	Graduates	Losses	
	FISCAL YEAR SUMMARIES				
FY 1955 - TOTAL	571	3,369	3,348	73	519
BASIC MILITARY TRAINING - TOTAL	568	3,353	3,338	73	510
OFFICER BASIC MILITARY COURSE - TOTAL	-	1	1	-	-
OFFICER CANDIDATE TRAINING - TOTAL	3	15	9	-	9
FY 1956 - TOTAL	519	3,225	3,143	160	441
BASIC MILITARY TRAINING - TOTAL	510	3,189	3,122	151	426
OFFICER BASIC MILITARY COURSE - TOTAL	-	3	-	-	3
OFFICER CANDIDATE TRAINING - TOTAL	9	33	21	9	12
FY 1957 - TOTAL	441	2,919	2,905	132	323
BASIC MILITARY TRAINING - TOTAL	426	2,845	2,834	122	315
OFFICER BASIC MILITARY COURSE - TOTAL	3	47	50	-	-
OFFICER CANDIDATE TRAINING - TOTAL	12	27	21	10	8
FY 1958 - TOTAL					
BASIC MILITARY TRAINING - TOTAL					
OFFICER BASIC MILITARY COURSE - TOTAL					
OFFICER CANDIDATE TRAINING - TOTAL					
FY 1959 - TOTAL					
BASIC MILITARY TRAINING - TOTAL					
OFFICER BASIC MILITARY COURSE - TOTAL					
OFFICER CANDIDATE TRAINING - TOTAL					
FY 1960 - TOTAL					
BASIC MILITARY TRAINING - TOTAL					
OFFICER BASIC MILITARY COURSE - TOTAL					
OFFICER CANDIDATE TRAINING - TOTAL					
	FY 1958				
FY 1958 - TOTAL	323	3,063	2,760	191	435
BASIC MILITARY TRAINING - TOTAL	315	2,909	2,638	173	413
OFFICER BASIC MILITARY COURSE - TOTAL	-	130	109	2	19
OFFICER CANDIDATE TRAINING - TOTAL	8	24	13	16	3
FIRST QUARTER - TOTAL	323	1,188	840	69	602
Basic Military Training	315	1,136	837	61	553
Officer Basic Military Course	-	48	-	-	48
Officer Candidate Training	8	4	3	8	1
SECOND QUARTER - TOTAL	602	550	857	23	272
Basic Military Training	553	520	812	20	241
Officer Basic Military Course	48	24	45	2	25
Officer Candidate Training	1	6	-	1	6
THIRD QUARTER - TOTAL	272	636	419	50	439
Basic Military Training	241	591	391	48	393
Officer Basic Military Course	25	39	24	-	40
Officer Candidate Training	6	6	4	2	6
FOURTH QUARTER - TOTAL	439	689	644	49	435
Basic Military Training	393	662	598	44	413
Officer Basic Military Course	40	19	40	-	19
Officer Candidate Training	6	8	6	5	3

Source: Personnel Statistics Division, Directorate of Statistical Services, Comptroller of the Air Force.

TABLE 184 — SUMMARY — USAF FLYING TRAINING OF USAF PERSONNEL — FY 1940 THROUGH FY 1958

(The figures below reflect the number of courses completed by students and not the number of different individuals graduated. Students who complete more than one course of training are counted as graduates from each course. "Advance Pilot Training"course prior to Fy 1952 is comparable to "Basic Pilot Training" subsequent to Fy 1952.)

TYPE OF TRAINING BY COURSE	UNDER INSTRUCTION BEGINNING OF PERIOD	DURING PERIOD			UNDER INSTRUCTION END OF PERIOD
		Entries	Graduates	Losses	
	FISCAL YEAR SUMMARIES				
FY 1940 - TOTAL	-	6,713	3,506	1,358	1,849
Advanced Pilot Training	-	1,099	665	7	427
FY 1941 - TOTAL	1,849	26,039	15,368	5,558	6,962
Advanced Pilot Training	427	4,652	3,393	38	1,648
Navigation, Bombardier	-	192	172	20	-
FY 1942 - TOTAL	6,962	118,702	70,755	17,534	37,375
Advanced Pilot Training	1,648	18,896	14,279	173	6,092
Navigation, Bombardier, Bombardier-Navigation	-	7,173	3,119	741	3,313
FY 1943 - TOTAL	37,375	535,282	399,078	59,091	114,488
Advanced Pilot Training	6,092	53,118	46,972	978	11,260
Navigation, Bombardier, Bombardier-Navigation	3,313	31,774	19,358	2,993	12,736
FY 1944 - TOTAL	114,488	789,927	675,092	69,405	159,918
Advanced Pilot Training	11,260	94,101	86,931	2,502	15,928
Navigation, Bombardier, Bombardier-Navigation, Radar Observer-Bombardment	12,736	47,447	35,918	7,580	16,685
FY 1945 - TOTAL	159,918	285,789	373,141	42,773	29,793
Advanced Pilot Training	15,928	30,543	41,332	2,879	2,260
Navigation, Bombardier, Bombardier-Navigation Radar Observer-Bombardment	16,685	37,802	42,755	4,814	6,918
FY 1946 - TOTAL	29,793	9,476	34,593	4,080	596
Advanced Pilot Training	2,260	1,005	2,929	243	93
Navigation, Bombardier, Bombardier-Navigation Radar Observer-Bombardment	6,918	563	6,435	973	73
FY 1947 - TOTAL	596	3,186	2,726	932	124
Advanced Pilot Training	93	304	369	28	-
Radar Observer-Bombardment	73	-	18	13	42
FY 1948 - TOTAL	124	4,447	2,941	711	919
Advanced Pilot Training	-	740	698	41	1
Aircraft Observer-Bombardment	42	417	104	22	333
FY 1949 - TOTAL	919	5,576	2,392	1,431	2,672
Advanced Pilot Training	1	2,767	a/1,356	93	1,319
Aircraft Observer-Bombardment	333	602	436	44	455
FY 1950 - TOTAL	2,672	9,041	5,745	2,570	3,398
Advanced Pilot Training	1,319	1,169	1,568	210	710
Aircraft Observer-Bombardment, Navigation	455	1,490	752	124	1,069
FY 1951 - TOTAL	3,398	17,878	12,118	2,173	b/ 7,239
Advanced Pilot Training	710	2,627	2,033	179	1,125
Aircraft Observer-Bombardment, Radar, ECM, Navigation and All Weather Fighter	1,069	3,003	2,464	221	c/ 1,605
FY 1952 - TOTAL	7,239	42,874	32,335	3,928	b/ 13,854
Basic Pilot Training	1,125	4,280	2,702	198	2,505
Aircraft Observer, AOB-26, 29N, 29R, ECM, Radar, All Weather Fighter, Navigation-Bombardment	1,605	3,908	3,328	312	d/ 1,719
FY 1953 - TOTAL	13,954	55,981	47,394	6,053	b/ 16,439
Basic Pilot Training	2,505	5,385	4,595	547	2,748
Aircraft Observer Training (New Production) e/	1,719	3,396	3,160	486	1,019

TABLE 184 — SUMMARY — USAF FLYING TRAINING OF USAF PERSONNEL — FY 1940 THROUGH FY 1958 (CONTINUED)

TYPE OF TRAINING BY COURSE	UNDER INSTRUCTION BEGINNING OF PERIOD	DURING PERIOD			UNDER INSTRUCTION END OF PERIOD
		Entries	Graduates	Losses	
	FISCAL YEAR SUMMARIES (Cont'd)				
FY 1954 - TOTAL	16,439	57,904	51,603	6,139	f/ 16,762
Basic Pilot Training	2,748	5,807	5,313	609	2,633
Aircraft Observer Training	-	4,964	2,924	229	-
FY 1955 - TOTAL g/	16,775	52,828	49,706	4,625	h/ 15,110
Basic Pilot Training	2,633	6,597	5,787	737	2,706
Aircraft Observer Training	3,200	5,739	4,359	889	2,933
FY 1956 - TOTAL	15,110	55,316	51,329	4,395	i/ 14,702
Basic Pilot Training	2,706	6,410	5,701	569	2,846
Aircraft Observer Training (New Production) e/	2,921	3,279	2,555	855	3,861
FY 1957 - TOTAL	14,752	46,274	46,069	3,559	11,398
Basic Pilot Training	2,846	5,204	5,333	686	2,031
Navigator Training (New Production)	3,006	2,419	2,791	375	2,259
FY 1958 - TOTAL					
Basic Pilot Training					
Navigator Training (New Production)					
FY 1959 - TOTAL					
Basic Pilot Training					
Navigator Training (New Production)					
FY 1960 - TOTAL					
Basic Pilot Training					
Navigator Training (New Production)					
	FY 1958 - TOTAL				
TOTAL	11,398	34,325	34,025	3,707	7,964
OFFICER - TOTAL	9,640	30,232	30,144	2,935	6,783
Pilot Training - Total	4,296	9,447	8,642	2,183	2,901
Preflight Training (Pilot)	407	2,388	2,284	358	j/ 144
Undergraduate Pilot Training - Total	3,681	5,995	5,280	1,784	2,612
Primary	2,132	3,331	2,431	1,491	1,541
Basic - Total	1,549	2,664	2,849	293	1,071
Single Engine	692	1,848	1,463	234	k/ 844
Multi-Engine	857	816	1,386	59	k/ 227
Specialized Pilot Training - Total	208	1,064	1,078	41	145
Jet Qualification	32	526	481	11	66
Basic Pilot Instructor School - Total	161	531	582	30	79
Single Engine	137	482	510	29	79
Multi-Engine	24	49	72	1	-
Tactical Reconnaissance Pilot RF-84F	15	7	15	-	l/ -
Navigator and Related Training - Total	3,533	6,899	7,597	514	2,329
Preflight Training (Navigator)	143	850	782	135	j/ 85
Primary-Basic Navigator (New Production)	1,755	1,029	1,657	228	898
Primary-Basic Observer, Upgrading	258	386	377	50	217
Advanced Courses - Total	926	2,420	2,275	88	983
Reconnaissance-Bombardment - Total	548	1,568	1,482	66	568
I Navigation	55	196	206	9	36
II K-Radar	484	1,318	1,214	56	532
III TAC, Upgrading	9	54	62	1	-
Radar Intercept	108	357	308	13	144
Electronic Countermeasures	269	495	484	9	271
Aircraft Performance Engineer	1	-	1	-	-

TABLE 184 — SUMMARY — USAF FLYING TRAINING OF USAF PERSONNEL — FY 1940 THROUGH FY 1958 (CONTINUED)

TYPE OF TRAINING BY COURSE	UNDER INSTRUCTION BEGINNING OF PERIOD	DURING PERIOD			UNDER INSTRUCTION END OF PERIOD
		Entries	Graduates	Losses	
	FY 1958 - TOTAL (Cont'd)				
Upgrading Courses - Total	386	821	1,072	12	123
B-47 Upgrading	10	11	20	1	-
B-52 Aircraft	45	469	442	-	72
Navigator Training for Pilots	287	119	400	6	-
Radar Equipment Air Maintenance	16	164	163	1	16
Staff Aircraft Performance Engineer	28	58	47	4	35
Familiarization and Special Courses - Total	65	1,393	1,434	1	23
Commanders Radar Bombing Familiarization	-	291	290	1	-
Senior Officer ECM Familiarization	-	23	23	-	-
Staff Officer ECM Refresher	-	127	127	-	-
Senior Navigator Technical Specialist	31	-	31	-	-
Staff Officer ECM Familiarization	-	493	493	-	-
Navigator Instructor School	34	133	161	-	6
Supervisors Course	-	326	309	-	17
Combat Flying Training (Individual) - Total	1,811	13,886	13,905	238	1,553
Bomber/Tanker Combat Schools - Total	707	4,916	4,944	39	640
B-47 Medium Bomber - Total	375	1,870	1,940	24	279
Pilots	324	1,385	1,406	22	279
Navigators	51	485	534	2	-
B-47 Nuclear Weapons Training	m/ 93	1,373	1,448	2	15
Celestial Navigation Phase	37	498	535	-	-
KC-97 Tanker	202	1,043	1,021	13	214
B-47 Academics (Special)	-	132	-	-	132
Combat Flying Schools (Fighter/Fighter Bomber) - Total	448	860	1,081	30	194
F-33/F-84	64	38	100	2	-
F-84F, Phase I	139	402	29	7	f/ 19
F-84F/F-100A, Phase II	47	1	461	11	63
T-33/F-86	70	21	88	3	-
F-86F, Phase I	93	398	55	5	n/ 112
F-86F/F-100A, Phase II	35	-	348	2	-
Combat Flying Schools (Interceptor) - Total	324	802	756	32	341
F-86 D/L	265	727	644	31	316
F-86D Interceptor Weapons School	23	-	23	-	-
F-86D/L Instructor Course	16	75	69	1	n/ 25
F-89D - Total o/	13	-	13	-	-
Pilots	7	-	7	-	-
Observers	6	-	6	-	-
F-94C - Total o/	7	-	7	-	-
Pilots	4	-	4	-	-
Observers	3	-	3	-	-
Related Combat Flying Courses - Total	332	7,045	6,861	137	378
Instrument Pilot Instructor School (Jet)	15	184	152	1	46
Instrument Pilot Instrucotr School (Conv)	12	114	108	2	16
Interceptor Controller	232	1,201	1,348	10	f/ 73
Interceptor Director (AN/GPA-23)	-	187	186	1	-
KC-97 Instructor Course	-	37	35	1	1
Fighter Instructor, Upgrading F-100	-	37	33	4	-
Ground Observer Instructor	5	47	51	1	-
Survival Training	-	3,902	3,662	98	142
SAC Survival Training Refresher	-	1,028	1,013	15	-
Fighter F-86F Instructor, Upgrading	-	35	27	-	8
Helicopter Pilot	68	218	223	4	f/ 60
B-47 Instructor Course	-	54	22	-	32
Turret Systems Mechanic Gunner, B-52 (A-3A)	-	1	1	-	-
Nuclear Weapons Delivery Training - Total m/	-	263	263	-	-
Nuclear Weapons Delivery Tng (B-36/52)	-	114	114	-	-
Nuclear Weapons Delivery Tng (B-36/47/52)	-	37	37	-	-
Nuclear Weapons Delivery Operations (Refresher)	-	112	112	-	-
AIRMAN - TOTAL	1,758	4,093	3,881	772	1,181
Pilot Training - Total	1,022	1,816	1,783	502	552
Preflight Training (Pilot)	97	683	470	133	p/ 176

TABLE 184 — SUMMARY — USAF FLYING TRAINING OF USAF PERSONNEL — FY 1940 THROUGH FY 1958 (Continued)

TYPE OF TRAINING BY COURSE	UNDER INSTRUCTION BEGINNING OF PERIOD	DURING PERIOD			UNDER INSTRUCTION END OF PERIOD
		Entries	Graduates	Losses	
	FY 1958 - TOTAL (Continued)				
Undergraduate Pilot Training - Total	925	1,133	1,313	369	376
Primary	443	510	544	214	195
Basic - Total	482	623	769	155	181
Single Engine	319	338	493	93	71
Multi-Engine	163	285	276	62	110
Navigator Training - Total	637	1,261	1,074	224	583
Preflight Training (Navigator)	62	677	339	122	e/ 280
Primary-Basic Navigator (New Production)	504	357	455	102	303
Navigator Instructor School	1	12	13	-	-
Airman Flying Courses - Total	70	215	267	-	g/ -
Turret Systems Gunner, B-52 (A-3A)	70	215	267	-	-
Combat Flying Training - Total	99	1,016	1,024	46	46
Ground Observer Training	-	135	129	6	-
Survival Training	-	213	192	13	8
SAC Survival Training (Refresher)	-	232	228	4	-
KC-97 Tanker	99	344	390	20	f/ 34
KC-97 Instructor	-	22	15	3	4
Ground Observer Instructor Training	-	70	70	-	-
	FY 1958 - FIRST QUARTER				
TOTAL	11,398	10,385	10,270	1,589	9,926
OFFICER - TOTAL	9,640	9,180	9,018	1,326	8,475
Pilot Training - Total	4,296	2,871	2,770	1,109	3,288
Preflight Training (Pilot)	407	792	719	79	401
Undergraduate Pilot Training - Total	3,681	1,745	1,744	1,015	2,667
Primary	2,132	781	790	921	1,202
Basic - Total	1,549	964	954	94	1,465
Single Engine	692	510	419	67	716
Multi-Engine	857	454	535	27	749
Specialized Pilot Training - Total	208	334	307	15	220
Jet Qualification	32	79	90	1	20
Basic Pilot Instructor School - Total	161	255	202	14	200
Single Engine	137	229	173	13	180
Multi-Engine	24	26	29	1	20
Tactical Reconnaissance Pilot RF-84F	15	-	15	-	-
Navigator and Related Training - Total	3,533	1,855	2,122	151	3,115
Preflight Training (Navigator)	143	60	177	24	2
Primary-Basic Navigator (New Production)	1,755	253	510	87	1,411
Primary-Basic Observer, Upgrading	258	145	78	16	309
Advanced Courses - Total	926	668	569	18	1,007
Reconnaissance-Bombardment - Total	548	433	387	13	581
I Navigation	55	59	58	1	55
II K-Radar	484	340	301	11	512
III TAC, Upgrading	9	34	28	1	14
Radar Intercept	108	107	65	3	147
Electronic Countermeasures	269	128	116	2	279
Aircraft Performance Engineer	1	-	1	-	-
Upgrading Courses - Total	386	307	355	6	332
B-47 Upgrading	10	11	19	-	2
B-52 Aircraft	45	151	119	-	77
Navigator Training for Pilots	287	87	160	5	209
Radar Equipment Air Maintenance	16	47	48	-	15
Staff Aircraft Performance Engineer	28	11	9	1	29

TABLE 164 — SUMMARY — USAF FLYING TRAINING OF USAF PERSONNEL — FY 1940 THROUGH FY 1958 (CONTINUED)

TYPE OF DUTY BY COURSE	UNDER INSTRUCTION BEGINNING OF PERIOD	DURING PERIOD			UNDER INSTRUCTION END OF PERIOD
		Entries	Graduates	Losses	
	FY 1958 - FIRST QUARTER (Cont'd)				
Familiarization and Special Courses - Total	65	422	433	-	54
Commanders Radar Bombing Familiarization	-	65	61	-	4
Senior Officer ECM Familiarization	-	11	11	-	-
Staff Officer ECM Refresher	-	36	36	-	-
Senior Navigator Technical Specialist	31	-	31	-	-
Staff Officers ECM Familiarization	-	133	133	-	-
Navigator Instructor School	34	72	81	-	25
Supervisors Course	-	105	80	-	25
Combat Flying Training (Individual) - Total	1,811	4,454	4,126	66	2,072
Bomber/Tanker Combat Schools - Total	707	1,679	1,705	15	666
B-47 Medium Bomber - Total	375	654	683	5	341
Pilots	324	431	474	5	276
Navigators	51	223	209	-	65
B-47 Nuclear Weapons Training	93	539	550	1	81
Celestial Navigation Phase	37	224	230	-	31
K-97 Tanker	202	262	242	9	213
B-47 Academics (Special)	-	-	-	-	-
Combat Flying Schools (Fighter/Fighter Bomber) - Total	448	288	345	12	376
T-33/F-84	64	26	61	1	28
F-84F, Phase I	139	144	20	-	n/ 136
F-84F/F-100A, Phase II	47	-	97	7	69
T-33/F-86	70	6	67	3	6
F-86F, Phase I	93	112	19	-	n/ 103
F-86F/F-100A, Phase II	35	-	81	1	34
Combat Flying Schools (Interceptor) - Total	324	222	205	18	326
F-86 D/L	265	193	145	17	295
F-86D Interceptor Weapons School	23	-	23	-	-
F-86 D/L Instructor Course	16	29	17	1	n/ 31
F-89D - Total o/	13	-	13	-	-
Pilots	7	-	7	-	-
Observers	6	-	6	-	-
F-94C - Total o/	7	-	7	-	-
Pilots	4	-	4	-	-
Observers	3	-	3	-	-
Related Combat Flying Courses - Total	332	2,184	1,827	21	667
Instrument Pilot Instructor School (Jet)	15	49	33	-	34
Instrument Pilot Instructor School (Conv)	12	42	27	1	26
Interceptor Controller	232	393	424	4	f/ 195
Interceptor Director AN/GPA-23)	-	57	49	-	8
KC-97 Instructor Course	-	17	-	-	17
Fighter Instructor; Upgrading	-	14	7	-	7
Ground Observer Instructor	5	11	16	-	-
Survival Training	-	858	632	6	220
SAC Survival Training Refresher	-	668	568	8	92
Fighter-F-86F-Instructor, Upgrading	-	8	-	-	8
Helicopter Pilot	68	67	71	2	f/ 63
B-47 Instructor Course	-	-	-	-	-
Turret Systems Gunner B-52 (A-39)	-	-	-	-	-
Nuclear Weapons Delivery Training - Total	-	81	44	-	37
B-36/B-52	-	44	44	-	-
B-36/B-47/B-52	-	37	-	-	37
Nuclear Weapons Delivery Operations	-	-	-	-	-
AIRMAN - TOTAL	1,758	1,205	1,252	263	1,451
Pilot Training - Total	1,022	584	556	219	832
Preflight Training (Pilot)	97	149	93	29	124
Undergraduate Pilot Training - Total	925	435	463	190	708
Primary	443	131	227	123	224
Basic - Total	482	304	236	67	484
Single Engine	319	172	152	36	304
Multi-Engine	163	132	84	31	180

TABLE 184 — SUMMARY — USAF FLYING TRAINING OF USAF PERSONNEL — FY 1940 THROUGH FY 1958 (CONTINUED)

TYPE OF TRAINING BY COURSE	UNDER INSTRUCTION BEGINNING OF PERIOD	DURING PERIOD			UNDER INSTRUCTION END OF PERIOD
		Entries	Graduates	Losses	
	FY 1958 - FIRST QUARTER (Cont'd)				
Navigator and Related Training - Total	637	208	340	38	468
Preflight Training (Navigator)	62	35	62	4	p/ 32
Primary-Basic Navigator (New Production)	504	64	166	34	368
Navigator Instructor School	1	5	3	-	3
Airman Flying Courses - Total	70	104	109	-	65
Turret Systems Gunner, B-52 (A-3A)	70	104	109	-	65
Combat Flying Training - Total	99	413	356	6	151
Ground Observer Training	-	65	47	3	15
Survival Training	-	66	54	1	11
SAC Survival Training (Refresher)	-	148	133	2	13
KC-97 Tanker	99	129	122	-	r/ 107
KC-97 Instructor	-	5	-	-	5
Ground Observer Instructor Training	-	-	-	-	-
	FY 1958 - SECOND QUARTER				
TOTAL	9,926	7,674	8,979	925	7,694
OFFICER - TOTAL	8,475	6,836	7,953	774	6,582
Pilot Training - Total	3,288	2,181	2,223	563	2,684
Preflight Training (Pilot)	401	654	567	208	s/ 281
Undergraduate Pilot Training - Total	2,667	1,306	1,338	342	2,293
Primary	1,202	866	506	249	1,313
Basic - Total	1,465	440	832	93	980
Single Engine	716	336	361	77	614
Multi-Engine	749	104	471	16	366
Specialized Pilot Training - Total	220	221	318	13	110
Jet Qualification	20	136	111	4	41
Basic Pilot Instructor School - Total	200	78	207	9	62
Single Engine	180	62	173	9	60
Multi Engine	20	16	34	-	2
Tactical Reconnaissance Pilot RF-84F	-	7	-	-	7
Navigator and Related Training - Total	3,115	1,447	2,011	140	2,410
Preflight Training (Navigator)	2	238	100	20	s/ 119
Primary-Basic Navigator (New Production)	1,411	82	469	82	942
Primary-Basic Observer, Upgrading	309	83	107	14	271
Advanced Courses - Total	1,007	597	563	20	1,021
Reconnaissance-Bombardment - Total	581	375	356	17	583
I Navigation	55	35	51	4	35
II K-Radar	512	320	271	13	548
III TAC, Upgrading	14	20	34	-	-
Radar Intercept	147	93	72	3	165
Electronic Countermeasures	279	129	135	-	273
Aircraft Performance Engineer	-	-	-	-	-
Upgrading Courses - Total	332	165	436	4	57
B-47 Upgrading	2	-	1	1	-
B-52 Aircraft	77	85	134	-	28
Navigator Training for Pilots	209	32	240	1	-
Radar Equipment Air Maintenance	15	36	43	1	7
Staff Aircraft Performance Engineer	29	12	18	1	22
Familiarization and Special Courses - Total	54	282	336	-	-
Commanders Radar Bombing Familiarization	4	52	56	-	-
Senior Officer ECM Familiarization	-	12	12	-	-
Staff Officer ECM Refresher	-	39	39	-	-
Senior Navigator Technical Specialist	-	-	-	-	-
Staff Officers ECM Familiarization	-	103	103	-	-
Navigator Instructor School	25	22	47	-	-
Supervisors Course	25	54	79	-	-

TABLE 184 — SUMMARY — USAF FLYING TRAINING OF USAF PERSONNEL — FY 1940 THROUGH FY 1958 (CONTINUED)

TYPE OF TRAINING BY COURSE	UNDER INSTRUCTION BEGINNING OF PERIOD	DURING PERIOD			UNDER INSTRUCTION END OF PERIOD
		Entries	Graduates	Losses	
	FY 1958 - SECOND QUARTER (Cont'd)				
Combat Flying Training (Individual) - Total	2,072	3,208	3,719	71	1,488
Bomber/Tanker Combat Schools - Total	666	1,249	1,425	11	476
B-47 Medium Bomber - Total	341	491	522	10	298
Pilots	276	363	330	10	297
Navigators	65	128	192	-	1
B-47 Nuclear Weapons Training	81	324	401	-	3
Celestial Navigation Phase	31	187	218	-	-
KC-97 Tanker	213	247	284	1	175
B-47 Academics	-	-	-	-	-
Combat Flying Schools (Fighter/Fighter Bomber) - Total	376	275	214	3	434
F-33/F-84	28	12	26	1	13
F-84F, Phase I	136	139	-	2	196
F-84F/F-100A, Phase II	69	-	116	-	32
T-33/F-86	6	15	6	-	15
F-86F, Phase I	103	109	12	-	136
F-86F/F-100A, Phase II	34	-	54	-	42
Combat Flying Schools (Interceptor) - Total	326	175	173	7	321
F-86D/L	295	159	155	7	292
F-86D Interceptor Weapons School	-	-	-	-	-
F-86D/L Instructor Course	31	16	18	-	29
Related Combat Flying Courses - Total	667	1,358	1,719	50	256
Instrument Pilot Instructor School (Jet)	31	25	43	-	13
Instrument Pilot Instructor School (Conv)	26	25	41	-	10
Interceptor Controller	195	272	300	1	166
Interceptor Director (AN/GPA-23)	8	40	48	-	-
KC-97 Instructor Course	17	8	13	1	11
Fighter Instructor, Upgrading F-100	7	12	14	-	5
Ground Observer Instructor	-	10	10	-	-
Survival Training	220	552	731	41	-
SAC Survival Training Refresher	92	360	445	7	-
Fighter F-86F Instructor, Upgrading	8	11	11	-	8
Helicopter Pilots	63	43	63	-	43
B-47 Instructor Course	-	-	-	-	-
Turret Systems Gunner B-52 (A-3A)	-	-	-	-	-
Nuclear Weapons Delivery Training - Total	37	151	188	-	-
Nuclear Weapons Delivery Training (B-36/52)	-	39	39	-	-
Nuclear Weapons Delivery Training (B-36/47/52)	37	-	37	-	-
Nuclear Weapons Delivery Operations(Refresher)	-	112	112	-	-
AIRMAN - TOTAL	1,451	838	1,026	151	1,112
Pilot Training - Total	832	349	489	88	604
Preflight Training (Pilot) - Total	124	162	117	11	158
Undergraduate Pilot Training - Total	708	187	372	77	446
Primary	224	118	107	30	205
Basic - Total	484	69	265	47	241
Single Engine	304	37	192	29	120
Multi-Engine	180	32	73	18	121
Navigator Training - Total	468	233	239	41	421
Preflight Training (Navigator)	32	149	30	19	132
Primary-Basic Navigator (New Production)	368	29	128	22	247
Navigator Instructor School	3	2	5	-	-
Airmen Flying Courses - Total	65	53	76	-	42
Turret Systems Gunner B-52 (A-3A)	65	53	76	-	42
Combat Flying Training - Total	151	256	298	22	87
Ground Observer Training	15	35	49	1	-
Survival Training	11	26	32	5	-
SAC Survival Training (Refresher)	13	84	95	2	-
KC-97 Tanker	107	104	117	14	80
KC-97 Instructor	5	7	5	-	7
Ground Observer Instructor Training	-	-	-	-	-

TABLE 184 — SUMMARY — USAF FLYING TRAINING OF USAF PERSONNEL — FY 1940 THROUGH FY 1958 (CONTINUED)

TYPE OF TRAINING BY COURSE	UNDER INSTRUCTION BEGINNING OF PERIOD	DURING PERIOD			UNDER INSTRUCTION END OF PERIOD
		Entries	Graduates	Losses	
	FY 1958 - THIRD QUARTER				
TOTAL	7,694	8,539	7,275	599	8,352
OFFICER - TOTAL	6,582	7,497	6,405	444	7,225
Pilot Training - Total	2,684	2,316	1,772	250	2,968
Preflight Training (Pilot)	281	591	515	33	1/ 321
Undergraduate Pilot Training - Total	2,293	1,476	1,071	209	2,489
Primary	1,313	840	470	164	1,519
Basic - Total	980	636	601	45	970
Single Engine	614	447	316	41	k/ 705
Multi-Engine	366	189	285	4	k/ 265
Specialized Pilot Training - Total	110	249	186	8	158
Jet Qualification	41	131	109	2	61
Basic Pilot Instructor School - Total	62	118	77	6	97
Single Engine	60	111	68	6	97
Multi-Engine	2	7	9	-	-
Tactical Reconnaissance Pilot RF-84F 1/	7	-	-	-	-
Navigator and Related Training - Total	2,410	1,707	1,478	131	2,510
Preflight Training (Navigator)	119	251	203	48	1/ 122
Primary-Basic Navigator (New Production)	942	317	333	36	889
Primary-Basic Observer, Upgrading	271	66	45	15	277
Advanced Courses - Total	1,021	579	483	30	1,087
Reconnaissance-Bombardment - Total	583	382	305	22	638
I Navigation	35	52	32	-	55
II K-Radar	548	330	273	22	583
III TAC, Upgrading	-	-	-	-	-
Radar Intercept	165	75	66	3	171
Electronic Countermeasures	273	122	112	5	278
Aircraft Performance Engineer	-	-	-	-	-
Upgrading Courses - Total	57	157	114	1	99
B-47 Upgrading	-	-	-	-	-
B-52 Aircraft	28	95	70	-	53
Navigator Training for Pilots	-	-	-	-	-
Radar Equipment Air Maintenance	7	39	35	-	11
Staff Aircraft Performance Engineer	22	23	9	1	35
Familiarization and Special Courses - Total	-	337	300	1	36
Commanders Radar Bombing Familiarization	-	94	85	1	8
Senior Officer ECM	-	-	-	-	-
Staff Officer ECM Refresher	-	18	18	-	-
Senior Navigator Technical Specialist	-	-	-	-	-
Staff Officer ECM Familiarization	-	104	104	-	-
Navigator Instructor School	-	26	17	-	9
Supervisors Course	-	95	76	-	19
Combat Flying Training (Individual) - Total	1,488	3,474	3,155	63	1,747
Bomber/Tanker Combat Schools - Total	476	1,199	1,141	10	527
B-47 Medium Bomber - Total	298	506	518	8	280
Pilots	297	372	385	6	280
Navigators	1	134	133	2	-
B-47 Nuclear Weapons Training	3	364	332	1	35
Celestial Navigation Phase	-	87	87	-	-
KC-97 Tanker	175	242	204	1	212
B-47 Academics	-	-	-	-	-
Combat Flying Schools (Fighter/Fighter Bomber) - Total	434	197	229	9	394
T-33/F-84	13	-	7	-	6
F-84F, Phase I	196	93	9	4	120
F-84F/F-100A, Phase II	32	-	114	3	71
T-33/F-86	15	-	7	-	8
F-86F, Phase I	136	104	4	2	148
F-86F/F-100A, Phase II	42	-	88	-	41

TABLE 184 — SUMMARY — USAF FLYING TRAINING OF USAF PERSONNEL — FY 1940 THROUGH FY 1958 (CONTINUED)

TYPE OF TRAINING BY COURSE	UNDER INSTRUCTION BEGINNING OF PERIOD	DURING PERIOD			UNDER INSTRUCTION END OF PERIOD
		Entries	Graduates	Losses	
	FY 1958 - THIRD QUARTER (Cont'd)				
Combat Flying Schools (Interceptor) - Total	321	178	178	3	318
F-86 D/L	292	161	162	3	288
F-86D Interceptor Weapons School	-	-	-	-	-
F-86 D/L Instructor Course	29	17	16	-	30
Related Combat Flying Courses - Total	256	1,899	1,606	41	508
Instrument Pilot Instructor School (Jet)	13	38	26	1	24
Instrument Pilot Instructor School (Conv)	10	21	21	1	9
Interceptor Controller	166	388	353	2	199
Interceptor Director (An/GPA-23)	-	61	47	1	13
KC-97 Instructor Course	11	11	10	-	12
Fighter Instructor, Upgrading F-100	5	5	5	-	5
Ground Observer Instructor	-	11	10	1	-
Survival Training	-	1,254	1,088	33	133
SAC Survival Training Refresher	-	-	-	-	-
Fighter F-86F, Instructor, Upgrading	8	8	8	-	8
Helicopter Pilot	43	66	31	2	76
B-47 Instructor Course	-	35	6	-	29
Turret Systems Gunner, B-52 (A-3A)	-	1	1	-	-
Nuclear Weapons Delivery Training - Total	-	1	1	-	-
B-36/B-52	-	1	1	-	-
B-36/B-47/B-52	-	-	-	-	-
Nuclear Weapons Delivery Operations (Refresher)	-	-	-	-	-
AIRMAN - TOTAL	1,112	1,042	870	155	1,127
Pilot Training - Total	604	451	403	85	567
Preflight Training (Pilot)	158	163	137	35	149
Undergraduate Pilot Training - Total	446	288	266	50	418
Primary	205	135	89	27	224
Basic - Total	241	153	177	23	194
Single Engine	120	98	76	17	125
Multi-Engine	121	55	101	6	69
Navigator and Related Training - Total	421	372	269	58	464
Preflight Training (Navigator)	132	181	113	40	160
Primary-Basic Navigator (New Production)	247	130	89	18	268
Navigator Instructor School	-	3	-	-	3
Airman Flying Courses - Total	42	58	67	-	33
Turret Systems Gunner (B-52) (A-3A)	42	58	67	-	33
Combat Flying Training (Individual) - Total	87	219	198	12	96
Ground Observer Training	-	35	33	2	-
Survival Training	-	77	70	3	4
SAC Survival Training (Refresher)	-	-	-	-	-
KC-97 Tanker	80	65	71	4	70
KC-97 Instructor	7	6	6	3	4
Ground Observer Instructor Training	-	36	18	-	18
	FY 1958 FOURTH QUARTER				
TOTAL	8,352	7,727	7,501	594	7,964
OFFICER - TOTAL	7,225	6,719	6,768	391	6,783
Pilot Training - Total	2,968	2,079	1,877	261	2,901
Preflight Training (Pilot)	321	351	483	38	1/ 144
Undergraduate Pilot Training - Total	2,489	1,468	1,127	218	2,612
Primary	1,519	844	665	157	1,541
Basic - Total	970	624	462	61	1,071
Single Engine	705	555	367	49	844
Multi-Engine	265	69	95	12	227

TABLE 184 — SUMMARY — USAF FLYING TRAINING OF USAF PERSONNEL — FY 1940 THROUGH FY 1958 (CONTINUED)

TYPE OF TRAINING BY COURSE	UNDER INSTRUCTION BEGINNING OF PERIOD	DURING PERIOD			UNDER INSTRUCTION END OF PERIOD
		Entries	Graduates	Losses	
	FY 1958 FOURTH QUARTER (Continued)				
Specialized Pilot Training - Total	158	260	267	5	145
Jet Qualification	61	180	171	4	66
Basic Pilot Instructor School - Total	97	80	96	1	79
Single Engine	97	80	96	1	79
Multi-Engine	-	-	-	-	-
Tactical Reconnaissance Pilot RF-84F	-	-	-	-	-
Navigator and Related Training - Total	2,510	1,890	1,986	92	2,329
Preflight Training (Navigator)	122	301	302	43	d/ 85
Primary-Basic Navigator (New Production)	889	377	345	23	898
Primary-Basic Observer, Upgrading	277	92	147	5	217
Advanced Courses - Total	1,087	576	660	20	983
Reconnaissance-Bombardment - Total	638	378	434	14	568
I Navigation	55	50	65	4	36
II K-Radar	583	328	369	10	532
III TAC, Upgrading	-	-	-	-	-
Radar Intercept	171	82	105	4	144
Electronic Countermeasures	278	116	121	2	271
Aircraft Performance Engineer	-	-	-	-	-
Upgrading Courses - Total	99	192	167	1	123
B-47 Upgrading	-	-	-	-	-
B-52 Aircraft	53	138	119	-	72
Navigator Training Pilots	-	-	-	-	-
Radar Equipment Air Maintenance	11	42	37	-	16
Staff Aircraft Performance Engineer	35	12	11	1	35
Familiarization and Special Courses - Total	36	352	365	-	23
Commanders Radar Bombing Familiarization	8	80	88	-	-
Senior Officer ECM Familiarization	-	-	-	-	-
Staff Officer ECM Refresher	-	34	34	-	-
Senior Navigator Technical Specialist	-	-	-	-	-
Staff Officer ECM Familiarization	-	153	153	-	-
Navigator Instructor School	9	13	16	-	6
Supervisors Course	19	72	74	-	17
Combat Flying Training (Individual) - Total	1,747	2,750	2,905	38	1,553
Bomber/Tanker Combat Schools - Total	527	789	673	3	640
B-47 Medium Bomber - Total	280	219	217	1	279
Pilots	280	219	217	1	279
Navigators	-	-	-	-	-
B-47 Nuclear Weapons Training	35	146	165	-	15
Celestial Navigation Phase	-	-	-	-	-
KC-97 Tanker	212	292	291	2	f/ 214
B-47 Academics (Special)	-	132	-	-	132
Combat Flying Schools (Fighter/Fighter Bomber) - Total	394	100	223	6	194
T-33/F84	6	-	6	-	-
F-84F, Phase I	120	26	-	1	19
F-84F/F-100A, Phase II	71	1	134	1	63
T-33/F-86	8	-	8	-	-
F-86F, Phase I	148	73	20	3	f/ 112
F-86F/F-100A, Phase II	41	-	125	1	-
Combat Flying Schools (Interceptor) - Total	318	227	200	4	341
F-86 D/L	288	214	182	4	316
F-86D Interceptor Weapons School	-	-	-	-	-
F-86 D/L Instructor Course	30	13	18	-	25
Related Combat Flying Courses - Total	508	1,604	1,709	25	378
Instrument Pilot Instructor School (Jet)	24	72	50	-	46
Instrument Pilot Instructor School (Conv)	9	26	19	-	16
Interceptor Controller	199	148	271	3	73
Interceptor Director (AN/GPA-23)	13	29	42	-	-
KC-97 Instructor Course	12	1	12	-	1
Fighter Instructor, Upgrading F-100	5	6	7	4	-
Ground Observer Instructor	-	15	15	-	-
Survival Training	133	1,238	1,211	18	142
SAC Survival Training Refresher	-	-	-	-	-

TABLE 184 — SUMMARY — USAF FLYING TRAINING OF USAF PERSONNEL — FY 1940 THROUGH FY 1958 (CONTINUED)

TYPE OF TRAINING BY COURSE	UNDER INSTRUCTION BEGINNING OF PERIOD	DURING PERIOD			UNDER INSTRUCTION END OF PERIOD
		Entries	Graduates	Losses	
	FY 1958 - FOURTH QUARTER (Cont'd)				
Related Combat Flying Courses - Total (Cont'd)					
Fighter F-86F Instructor, Upgrading	8	8	8	-	8
Helicopter Pilots	76	42	58	-	60
B-47 Instructor Course	29	19	16	-	32
Turret Systems Gunner B-52 (A-3A)	-	-	-	-	-
Nuclear Weapons Delivery Training - Total	-	30	30	-	-
Nuclear Weapons Delivery Tng. (B-36/52)	-	30	30	-	-
Nuclear Weapons Delivery Tng. (B-36/47/52)	-	-	-	-	-
Nuclear Weapons Delivery Operations(Refresher)	-	-	-	-	-
AIRMAN - TOTAL	1,127	1,008	733	203	1,181
Pilot Training - Total	567	432	335	110	552
Preflight Training (Pilot) - Total	149	209	123	58	p/ 176
Undergraduate Pilot Training - Total	418	223	212	52	376
Primary	224	126	121	34	195
Basic - Total	194	97	91	18	181
Single Engine	125	31	73	11	f/ 71
Multi-Engine	69	66	18	7	110
Navigator Training - Total	464	448	226	87	583
Preflight Training (Navigator)	160	312	134	59	p/ 280
Primary-Basic Navigator (New Production)	268	134	72	28	f/ 303
Navigator Instructor School	3	2	5	-	-
Airman Flying Courses - Total	33	-	15	-	g/ -
Turret Systems Gunner B-52 (A-3A)	33	-	15	-	-
Combat Flying Training - Total	96	128	172	6	46
Ground Observer Training	-	-	-	-	-
Survival Training	4	44	36	4	8
SAC Survival Training (Refresher)	-	-	-	-	-
KC-97 Tanker	70	46	80	2	34
KC-97 Instructor	4	4	4	-	4
Ground-Observer Instructor Training	18	34	52	-	-

a/ Due to reporting date of 28 June 1949 preceding graduation date of 29 June 1949, 542 graduates were reported in July 1949 (FY 1950). FY 1949 production has been adjusted to include these graduates.
b/ Students transferred from Technical Training Air Force and/or Air University not included in entries but shown in "Under Instruction at end of Period", 254 in FY 1951; 4 in FY 1952; 51 in FY 1953.
c/ Two hundred and fifteen students transferred from Technical Training Air Force.
d/ Data does not audit because of transfers to and from other training courses.
e/ Rated and non-rated not shown separately prior to graduation from basic observer courses.
f/ Differences accounted for by eliminations due to faulty reporting and reinstatement of certain students.
g/ Includes formal training performed by TAC previously reported separately.
h/ One hundred and three students undergoing training when course was discontinued, 59 holdover losses.
i/ Difference in number under instruction at end of period (FY 1956) and beginning of period (FY 1957) due in part to exclusion of students in Celestial Navigation phase, B-47, and Special Co-pilot Phase, B-47 in FY 1956 and holdover losses/or gains.
j/ Nine officers transferred to Preflight Navigator Training Courses; one student transferred to Preflight Pilot Training.
k/ One student transferred from Multi-Engine to Single Engine Course.
l/ Tactical Air Command relieved from reporting responsibility with seven officers enrolled beginning of period.
m/ B-47 Nuclear Weapons Training Course transferred from Nuclear Weapons Delivery Training group.
n/ Three students should have been entered in F-86 D/L Instructor Course, one student omitted from F-86 D/L Instructor Course.
o/ Training was discontinued during the first quarter of FY 1958.
p/ One Aviation Cadet transferred to Preflight Navigator Training; one entered in error in Preflight Navigator Training.
q/ Eighteen Airmen were changed to Weapons Control Systems Mechanic Course and transferred to Lowry AFB during April 1958.
r/ One Airman omitted on previous report.

Source: Personnel Statistics Division, Directorate of Statistical Services, Comptroller of the Air Force.

TABLE 185 — SUMMARY — USAF FLYING TRAINING FATALITIES OF USAF PERSONNEL — FY 1940 THROUGH FY 1958

(Other fatalities reported in Flying Training during FY 1958 but not included in figures below were: 1 Air National Guard officer and 1 Air National Guard aviation cadet in Basic Single Engine Pilot Training, 2 Air National Guard aviation cadets in Primary Pilot Training; 1 Foreign officer in Fighter F-86 Training and 1 Foreign Aviation Cadet in Primary Pilot Training.)

FISCAL YEAR	FATALITIES	FISCAL YEAR	FATALITIES	FISCAL YEAR	FATALITIES
FISCAL YEAR SUMMARIES					
FY 1940 - TOTAL	7	FY 1950 - TOTAL	26	FY 1956 - TOTAL	64
		OFFICER - TOTAL	4	OFFICER - TOTAL	59
FY 1941 - TOTAL	44	ENLISTED - TOTAL	22	ENLISTED - TOTAL	5
FY 1942 - TOTAL	182	FY 1951 - TOTAL	58		
		OFFICER - TOTAL	34	FY 1957 - TOTAL	51
FY 1943 - TOTAL	681	ENLISTED - TOTAL	24	OFFICER - TOTAL	45
				AIRMAN - TOTAL	6
FY 1944 - TOTAL	1,138	FY 1952 - TOTAL	111		
		OFFICER - TOTAL	75		
FY 1945 - TOTAL	421	ENLISTED - TOTAL	36	FY 1958 - TOTAL	
				OFFICER - TOTAL	
FY 1946 - TOTAL	72	FY 1953 - TOTAL	155	AIRMAN - TOTAL	
		OFFICER - TOTAL	98		
FY 1947 - TOTAL	11	ENLISTED - TOTAL	57		
				FY 1959 - TOTAL	
FY 1948 - TOTAL	8	FY 1954 - TOTAL	99	OFFICER - TOTAL	
OFFICER - TOTAL	4	OFFICER - TOTAL	75	AIRMAN - TOTAL	
ENLISTED - TOTAL	4	ENLISTED - TOTAL	24		
FY 1949 - TOTAL	26	FY 1955 - TOTAL	60	FY 1960 - TOTAL	
OFFICER - TOTAL	10	OFFICER - TOTAL	40	OFFICER - TOTAL	
ENLISTED - TOTAL	16	ENLISTED - TOTAL	20	AIRMAN - TOTAL	

TYPE OF TRAINING BY COURSE	TOTAL	FIRST QUARTER	SECOND QUARTER	THIRD QUARTER	FOURTH QUARTER
	FY - 1958				
TOTAL	40	18	4	9	9
OFFICER - TOTAL	37	18	3	8	8
Pilot Training - Total	16	7	3	2	4
Undergraduate Pilot Training - Total	15	7	2	2	4
Primary	3	2	1	-	-
Basic - Total	12	5	1	2	4
Single Engine	7	2	1	2	2
Multi-Engine	5	3	-	-	2
Specialized Pilot Training - Total	1	-	1	-	-
Jet Qualification	1	-	1	-	-
Combat Flying Training (Individual) - Total	21	11	-	6	4
F-84F	8	5	-	3	-
F-86F	3	2	-	1	-
F-86D	6	4	-	-	2
F-100	2	-	-	1	1
Bomber/Tanker Combat Schools - Total	2	-	-	1	1
B-47 Medium Bomber - Total	1	-	-	1	-
Pilot	1	-	-	1	-
KC-Tanker	1	-	-	-	1
AIRMAN - TOTAL	3	-	1	1	1
Undergraduate Pilot Training - Total	3	-	1	1	1
Primary	2	-	-	1	1
Basic - Total	1	-	1	-	-
Single Engine	1	-	1	-	-
Multi-Engine	-	-	-	-	-

Source: Personnel Statistics Division, Directorate of Statistical Services, Comptroller of the Air Force.

TABLE 186 — SUMMARY — USAF FLYING TRAINING OF ARMY AND NAVY PERSONNEL — LAST HALF FY 1948 THROUGH FY 1958

(Table below is a modification of Table 201, FY 1957 in "Type of Training By Course" only.)

TYPE OF TRAINING BY COURSE	UNDER INSTRUCTION BEGINNING OF PERIOD		DURING PERIOD						UNDER INSTRUCTION END OF PERIOD	
			Entries		Graduates		Losses			
	Army	Navy	Army	Navy	Army	Navy	Army	Navy	Army	Navy
	FISCAL YEAR SUMMARIES									
LAST HALF FY 1948 - TOTAL	4	a/	120	-	91	-	18	-	15	-
FY 1949 - TOTAL b/	15	-	301	15	213	9	35	-	68	6
FY 1950 - TOTAL	68	6	160	25	152	23	37	1	39	7
FY 1951 - TOTAL	39	7	399	30	241	31	70	-	127	6
FY 1952 - TOTAL	127	6	805	23	449	23	224	3	259	3
FY 1953 - TOTAL	259	3	1,408	16	956	16	394	-	317	3
FY 1954 - TOTAL	317	3	1,649	23	1,162	19	448	-	356	7
FY 1955 - TOTAL c/	356	7	3,758	378	3,252	342	445	10	417	33
FY 1956 - TOTAL	417	33	3,650	437	3,094	448	419	-	554	23
FY 1957 - TOTAL	554	23	1,181	276	1,517	273	218	8	-	18
FY 1958 - TOTAL										
FY 1959 - TOTAL										
FY 1960 - TOTAL										
	FY 1958 - TOTAL									
TOTAL	-	18	20	140	20	148	-	1	-	9
OFFICER - TOTAL	-	18	20	121	20	130	-	1	-	8
Specialized Pilot Training - Total	-	-	-	1	-	1	-	-	-	-
Basic Pilot Instructor School	-	-	-	1	-	1	-	-	-	-
Navigator and Related Training - Total	-	-	18	10	18	7	-	-	-	3
Advanced Navigator Radar Intercept	-	-	-	5	-	4	-	-	-	1
Advanced Navigator ECM	-	-	-	1	-	-	-	-	-	1
Commanders Radar Bombing Familiarization	-	-	1	1	1	1	-	-	-	-
Staff Officers ECM Familiarization	-	-	17	2	17	2	-	-	-	-
Supervisors School	-	-	-	1	-	-	-	-	-	1
Advanced Flying Training - Total	-	18	2	110	2	122	-	1	-	5
F-86F Instructor Upgrading	-	-	-	1	-	1	-	-	-	-
F-86 D/L Instructor Upgrading	-	-	-	1	-	1	-	-	-	-
F-100 Instructor Upgrading	-	-	-	1	-	1	-	-	-	-
Interceptor Controller	-	18	-	85	-	97	-	1	-	5
Advanced Survival Training	-	-	2	20	2	20	-	-	-	-
SAC Survival Training	-	-	-	1	-	1	-	-	-	-
B-47 Nuclear Weapons Training	-	-	-	1	-	1	-	-	-	-
AIRMAN - TOTAL	-	-	-	19	-	18	-	-	-	1
Survival Training	-	-	-	19	-	18	-	-	-	1

a/ Not available.

b/ Data for "Other US Military" for January through June 1949, shown as Army-Navy for last half of FY 1949.

c/ Includes Air-Ground Operation Training previously shown in separate table.

Source: Personnel Statistics Division, Directorate of Statistical Services, Comptroller of the Air Force.

505282 O - 59 - 25

TABLE 187 – SUMMARY – USAF TRAINING OF FOREIGN PERSONNEL – FY 1942 THROUGH FY 1958

(Table below is a modification in Type of Training by Course only over Table 202, FY 1957)

TYPE OF TRAINING BY COURSE	UNDER INSTRUCTION BEGINNING OF PERIOD	DURING PERIOD			UNDER INSTRUCTION END OF PERIOD
		Entries	Graduates	Losses	
	FISCAL YEAR SUMMARIES				
PRIOR TO 1942 - TOTAL	a/	a/	2,035	1,139	2,800
LAST HALF FY 1942 - TOTAL	2,800	8,742	7,280	1,748	2,514
FY 1943 - TOTAL	2,514	4,812	6,235	658	433
FY 1944 - TOTAL	433	5,813	4,316	683	1,247
FY 1945 - TOTAL	1,247	11,541	9,174	1,262	2,352
FY 1946 - TOTAL	2,352	4,714	5,591	534	941
FY 1947 - TOTAL	941	191	942	190	-
FY 1948 - TOTAL	-	145	81	24	40
FY 1949 - TOTAL	40	76	58	25	33
FY 1950 - TOTAL	33	159	43	21	128
FY 1951 - TOTAL	128	1,108	368	173	695
FY 1952 - TOTAL	695	2,613	1,587	422	1,299
FY 1953 - TOTAL	1,299	4,833	3,681	652	1,799
FY 1954 - TOTAL	1,799	4,801	4,990	566	1,044
FY 1955 - TOTAL b/	1,044	2,770	3,258	248	308
FY 1956 - TOTAL	308	1,688	1,610	103	283
FY 1957 - TOTAL	283	1,518	1,409	69	323
FY 1958 - TOTAL					
FY 1959 - TOTAL					
FY 1960 - TOTAL					
	FY 1958 - TOTAL				
TOTAL	326	1,533	1,392	118	354
OFFICER - TOTAL	150	972	889	39	200
Pilot Training - Total	71	531	461	30	112
Preflight Training	-	283	283	-	-
Undergraduate Pilot Training - Total	63	216	144	28	108
Primary	32	119	85	20	46
Basic - Total	31	97	59	8	62
Single Engine	15	88	38	8	57
Multi Engine	c/ 16	9	21	-	d/ 5
Specialized Pilot Training - Total	8	32	34	2	4
Jet Qualification	-	7	7	-	-
Basic Pilot Instructor School	8	25	27	2	4
Navigator and Related Training - Total	24	77	94	-	12
Primary Basic Navigator	14	6	14	-	6
Advanced Navigator, Electronic Countermeasure	10	23	27	-	6
Commander Radar Bombing Familiarization	-	1	1	-	-
Interceptor Director GPA/23 Conversion	-	5	e/ 10	-	e/ -
Supervisors School	-	1	1	-	-
Staff Officer ECM Familiarization	-	25	25	-	-
Navigator Instructor School	-	16	16	-	-

TABLE 187 — SUMMARY — USAF TRAINING OF FOREIGN PERSONNEL — FY 1942 THROUGH FY 1958 (CONTINUED)

TYPE OF TRAINING BY COURSE	UNDER INSTRUCTION BEGINNING OF PERIOD	DURING PERIOD			UNDER INSTRUCTION END OF PERIOD
		Entries	Graduates	Losses	
	FY 1958 - TOTAL (Continued)				
Combat Flying Training (Individual) - Total	55	364	334	9	76
F-84	-	76	54	5	17
F-86	f/ 23	79	68	2	32
F-86D	-	2	-	-	2
Instrument Pilot Instructor (Jet)	-	25	19	-	6
Instrument Pilot Instructor (Conv)	4	6	9	1	-
Interceptor Controller	17	146	145	1	17
Helicopter Pilot	11	24	35	-	-
B-47 Instructor Training	-	1	-	-	1
Instrument Pilot Instructor School	-	2	2	-	-
F-86 D/L Instructor Upgrading	-	1	-	-	1
F-100 Instructor Upgrading	-	1	1	-	-
Ground Observer Training	-	1	1	-	-
AIRMAN - TOTAL	176	561	503	79	154
Pilot Training - Total	175	536	493	79	138
Preflight Training	-	173	173	-	-
Undergraduate Pilot Training - Total	175	363	320	79	138
Primary	147	160	207	52	48
Basic - Total	28	203	113	27	90
Single Engine	25	169	102	25	67
Multi Engine	3	34	11	2	d/ 23
Navigator and Related Training - Total	1	2	1	-	2
Primary Basic Navigator	1	2	1	-	2
Combat Flying Training (Individual) - Total	-	23	9	-	14
Helicopter Pilot	-	4	4	-	-
Interceptor Controller	-	5	5	-	-
F-84 (Flight Course)	-	14	-	-	14
	FY 1958 - FIRST QUARTER				
TOTAL	326	360	288	30	368
OFFICER - TOTAL	150	195	177	7	161
Pilot Training - Total	71	97	95	5	68
Preflight Training	-	43	43	-	-
Undergraduate Pilot Training - Total	63	38	33	4	64
Primary	32	23	9	3	43
Basic - Total	31	15	24	1	21
Single Engine	15	14	12	1	16
Multi Engine	c/ 16	1	12	-	5
Specialized Pilot Training - Total	8	16	19	1	4
Jet Qualification	-	3	3	-	-
Basic Pilot Instructor	8	13	16	1	4
Navigator and Related Training - Total	24	18	14	-	28
Primary Basic Navigator	14	-	4	-	10
Advanced Navigator ECM	10	7	7	-	10
Commanders Radar Bombing Familiarization	-	1	1	-	-
Interceptor Director GPA/23 Conversion	-	-	-	-	-
Supervisors School	-	-	-	-	-
Staff Officer ECM Familiarization	-	-	-	-	-
Navigator Instructor School	-	10	2	-	8

TABLE 187 — SUMMARY — USAF TRAINING OF FOREIGN PERSONNEL — FY 1942 THROUGH FY 1958 (CONTINUED)

TYPE OF TRAINING BY COURSE	UNDER INSTRUCTION BEGINNING OF PERIOD	DURING PERIOD			UNDER INSTRUCTION END OF PERIOD
		Entries	Graduates	Losses	
	FY 1958 - FIRST QUARTER (Continued)				
Combat Flying Training (Individual) - Total	55	80	68	2	65
F-84	-	20	-	-	20
F-86	f/ 23	20	21	1	21
F-86D	-	-	-	-	-
Instrument Pilot Instructor (Jet)	-	3	-	-	3
Instrument Pilot Instructor (Conv)	4	3	4	1	2
Interceptor Controller	17	24	29	-	12
Helicopter Pilot	11	9	13	-	7
B-47 Instructor Training	-	-	-	-	-
Instrument Pilot Instructor School	-	-	-	-	-
F-86 D/L Instructor, Upgrading	-	-	-	-	-
F-100 Instructor, Upgrading	-	-	-	-	-
Ground Observer Training	-	1	1	-	-
AIRMAN - TOTAL	176	165	111	23	207
Pilot Training - Total	175	165	111	23	206
Preflight Training	-	38	38	-	-
Undergraduate Pilot Training - Total	175	127	73	23	206
Primary	147	65	68	11	133
Basic - Total	28	62	5	12	73
Single Engine	25	62	4	10	73
Multi Engine	3	-	1	2	-
Navigator and Related Training - Total	1	-	-	-	1
Primary Basic Navigator	1	-	-	-	1
Combat Flying Training (Individual) - Total	-	-	-	-	-
Helicopter Pilot	-	-	-	-	-
Interceptor Controller	-	-	-	-	-
F-84 (Fighter Course)	-	-	-	-	-
	FY 1958 - SECOND QUARTER				
TOTAL	368	393	369	41	351
OFFICER - TOTAL	161	282	263	15	165
Pilot Training - Total	68	180	138	8	102
Preflight Training	-	111	111	-	-
Undergraduate Pilot Training - Total	64	66	21	8	101
Primary	43	51	14	5	75
Basic - Total	21	15	7	3	26
Single Engine	16	12	4	3	21
Multi Engine	5	3	3	-	5
Specialized Pilot Training - Total	4	3	6	-	1
Jet Qualification	-	2	2	-	-
Basic Pilot Instructor School	4	1	4	-	1
Navigator and Related Training - Total	28	36	44	-	20
Primary Basic Navigator	10	1	3	-	8
Advanced Navigator, ECM	10	7	5	-	12
Commanders Radar Bombing Familiarization	-	-	-	-	-
Interceptor Director GPA/23 Conversion	-	-	-	-	-
Supervisors School	-	-	-	-	-
Staff Officer ECM Familiarization	-	25	25	-	-
Navigator Instructor School	8	3	11	-	-

TABLE 187 — SUMMARY — USAF TRAINING OF FOREIGN PERSONNEL — FY 1942 THROUGH FY 1958 (CONTINUED)

TYPE OF TRAINING BY COURSE	UNDER INSTRUCTION BEGINNING OF PERIOD	DURING PERIOD			UNDER INSTRUCTION END OF PERIOD
		Entries	Graduates	Losses	
	FY 1958 - SECOND QUARTER (Continued)				
Combat Flying Training (Individual) - Total	65	66	81	7	43
F-84	20	9	15	5	9
F-86	21	4	20	1	4
F-86D	-	-	-	-	-
Instrument Pilot Instructor (Jet)	3	8	9	-	2
Instrument Pilot Instructor (Conv)	2	-	2	-	-
Interceptor Controller	12	37	26	1	22
Helicopter Pilot	7	7	9	-	5
B-47 Instructor Training	-	-	-	-	-
Instrument Pilot Instructor School	-	-	-	-	-
F-86 D/L Instructor, Upgrading	-	-	-	-	-
F-100 Instructor, Upgrading	-	1	-	-	1
Ground-Observer Training	-	-	-	-	-
AIRMAN - TOTAL	207	111	106	26	186
Pilot Training - Total	206	110	106	26	184
Preflight Training	-	35	35	-	-
Undergraduate Pilot Training - Total	206	75	71	26	184
Primary	133	45	45	18	115
Basic - Total	73	30	26	8	69
Single Engine	73	21	26	8	60
Multi-Engine	-	9	-	-	9
Navigator and Related Training - Total	1	-	-	-	1
Primary-Basic Navigator	1	-	-	-	1
Combat Flying Training (Individual) - Total	-	1	-	-	1
Helicopter Pilot	-	1	-	-	1
Interceptor Controller	-	-	-	-	-
F-84 (Fighter Course)	-	-	-	-	-
	FY 1958 - THIRD QUARTER				
TOTAL	351	497	398	16	434
OFFICER - TOTAL	165	300	226	4	235
Pilot Training - Total	102	159	138	4	119
Preflight Training	-	99	99	-	-
Undergraduate Pilot Training - Total	101	54	37	4	114
Primary	75	27	24	3	75
Basic - Total	26	27	13	1	39
Single Engine	21	25	11	1	34
Multi-Engine	5	2	2	-	5
Specialized Pilot Training - Total	1	6	2	-	5
Jet Qualification	-	-	-	-	-
Basic Pilot Instructor School	1	6	2	-	5
Navigator and Related Training - Total	20	11	19	-	12
Primary Basic Navigator	8	2	6	-	4
Advanced Navigator, ECM	12	5	9	-	8
Commanders Radar Bombing Familiarization	-	-	-	-	-
Interceptor Director, GPA/23 Conversion	-	-	-	-	-
Supervisors School	-	1	1	-	-
Staff Officer ECM Familiarization	-	-	-	-	-
Navigator Instructor School	-	3	3	-	-

TABLE 187 — SUMMARY — USAF TRAINING OF FOREIGN PERSONNEL — FY 1942 THROUGH FY 1958 (CONTINUED)

TYPE OF TRAINING BY COURSE	UNDER INSTRUCTION BEGINNING OF PERIOD	DURING PERIOD			UNDER INSTRUCTION END OF PERIOD
		Entries	Graduates	Losses	
	FY 1958 - THIRD QUARTER (Continued)				
Combat Flying Training (Individual) - Total	43	130	69	-	104
F-84	9	32	5	-	36
F-86	4	23	10	-	17
F-86D	-	2	-	-	2
Instrument Pilot Instructor (Jet)	2	7	5	-	4
Instrument Pilot Instructor (Conv)	-	3	3	-	-
Interceptor Controller	22	55	40	-	37
Helicopter Pilot	5	6	5	-	6
B-47 Instructor Training	-	-	-	-	-
Instrument Pilot Instructor School	-	2	-	-	2
F-86 D/L Instructor Upgrading	-	-	-	-	-
F-100 Instructor Upgrading	1	-	1	-	-
Ground-Observer Training	-	-	-	-	-
AIRMAN - TOTAL	186	197	172	12	199
Pilot Training - Total	184	188	170	12	190
Preflight Training	-	70	70	-	-
Undergraduate Pilot Training - Total	184	118	100	12	190
Primary	115	38	59	9	85
Basic - Total	69	80	41	3	105
Single Engine	60	64	38	3	83
Multi-Engine	9	16	3	-	22
Navigator and Related Training - Total	1	2	1	-	2
Primary-Basic Navigator	1	2	1	-	2
Combat Flying Training (Individual) - Total	1	7	1	-	7
Helicopter Pilot	1	3	1	-	3
Interceptor Controller	-	4	-	-	4
F-84 (Fighter Course)	-	-	-	-	-
	FY 1958 - FOURTH QUARTER				
TOTAL	434	283	337	31	354
OFFICER - TOTAL	235	195	223	13	200
Pilot Training - Total	119	95	90	13	112
Preflight Training	-	30	30	-	-
Undergraduate Pilot Training - Total	114	58	53	12	108
Primary	75	18	38	9	46
Basic - Total	39	40	15	3	62
Single Engine	34	37	11	3	57
Multi Engine	5	3	4	-	d/ 5
Specialized Pilot Training - Total	5	7	7	1	4
Jet Qualification	-	2	2	-	-
Basic Pilot Instructor School	5	5	5	1	4
Navigator and Related Training - Total	12	12	17	-	12
Primary Basic Navigator	4	3	1	-	6
Advanced Navigator, ECM	8	4	6	-	6
Commanders Radar Bombing Familiarization	-	-	-	-	-
Interceptor Director, GPA/23 Conversion	-	5	e/ 10	-	e/ -
Supervisors School	-	-	-	-	-
Staff Officer ECM Familiarization	-	-	-	-	-
Navigator Instructor School	-	-	-	-	-

TABLE 187 — SUMMARY — USAF TRAINING OF FOREIGN PERSONNEL — FY 1942 THROUGH FY 1958 (CONTINUED)

TYPE OF DUTY BY COURSE	UNDER INSTRUCTION BEGINNING OF PERIOD	DURING PERIOD			UNDER INSTRUCTION END OF PERIOD
		Entries	Graduates	Losses	
	FY 1958 - FOURTH QUARTER (Continued)				
Combat Flying Training (Individual) - Total	104	88	116	-	76
F-84	36	15	34	-	17
F-86	17	32	17	-	32
F-86D	2	-	-	-	2
Instrument Pilot Instructor (Jet)	4	7	5	-	6
Instrument Pilot Instructor (Conv)	-	-	-	-	-
Interceptor Controller	37	30	50	-	17
Helicopter Pilot	6	2	8	-	-
B-47 Instructor Training	-	1	-	-	1
Instrument Pilot Instructor School	2	-	2	-	-
F-86 D/L Instructor, Upgrading	-	1	-	-	1
F-100 Instructor, Upgrading	-	-	-	-	-
Ground Observer Training	-	-	-	-	-
AIRMAN - TOTAL	199	88	114	18	154
Pilot Training - Total	190	73	106	18	138
Preflight Training	-	30	30	-	-
Undergraduate Pilot Training - Total	190	43	76	18	138
Primary	85	12	35	14	48
Basic - Total	105	31	41	4	90
Single Engine	83	22	34	4	67
Multi-Engine	22	9	7	-	d/ 23
Navigator and Related Training - Total	2	-	-	-	2
Primary - Basic Navigator	2	-	-	-	2
Combat Flying Training (Individual) - Total	7	15	8	-	14
Helicopter Pilot	3	-	3	-	-
Interceptor Controller	4	1	5	-	-
F-84 (Fighter Course)	-	14	-	-	14

a/ Not Available.

b/ Includes "Air-Ground Operations School" reported on Table 186, FY 1954.

c/ One officer omitted from previous report.

d/ One officer previously reported as aviation cadet.

e/ Five Canadians previously reported as USAF officers.

f/ Two officers previously reported as USAF officers.

Source: Personnel Statistics Division, Directorate of Statistical Services, Comptroller of the Air Force.

TABLE 188 — SUMMARY — TECHNICAL TRAINING OF USAF OFFICERS BY AIR TRAINING COMMAND — FY 1941 THROUGH FY 1958

OCCUPATIONAL FIELD	UNDER INSTRUCTION (BEGINNING OF PERIOD)	DURING PERIOD			UNDER INSTRUCTION (END OF PERIOD)
		Entries	Graduates	Losses	
	FISCAL YEAR SUMMARIES				
FY 1941 - TOTAL	194	532	360	10	356
FY 1942 - TOTAL	356	14,107	5,492	293	8,678
FY 1943 - TOTAL	8,678	56,796	49,552	4,744	11,178
FY 1944 - TOTAL	11,178	31,256	32,275	5,125	5,034
FY 1945 - TOTAL	5,034	40,746	30,989	5,651	9,140
FY 1946 - TOTAL	9,140	10,138	11,696	6,721	861
FY 1947 - TOTAL	861	4,587	3,650	931	867
FY 1948 - TOTAL	867	2,595	1,878	403	1,181
FY 1949 - TOTAL	1,181	3,788	2,845	245	1,879
FY 1950 - TOTAL	1,879	5,032	4,535	348	2,028
FY 1951 - TOTAL	2,028	4,911	4,766	243	1,930
FY 1952 - TOTAL	1,930	6,843	6,475	307	1,991
FY 1953 - TOTAL	1,991	6,990	6,087	199	2,695
FY 1954 - TOTAL	2,695	7,881	6,261	1,204	3,111
FY 1955 - TOTAL	3,111	7,638	8,507	537	1,705
FY 1956 - TOTAL	1,705	8,096	7,936	202	1,663
FY 1957 - TOTAL	1,663	4,577	4,865	174	1,201
FY 1958 - TOTAL					
FY 1959 - TOTAL					
FY 1960 - TOTAL					
	FY 1958				
FY 1958 - TOTAL	1,201	5,614	5,464	123	1,228
Combat and Operations	4	1,109	980	39	94
Intelligence and Psychological Warfare	66	275	273	5	63
Photography and Cartography	1	22	23	-	-
Weather	4	86	74	-	16
Communications Electronics	353	829	735	18	429
Guided Missile Maintenance	-	36	20	-	16
Armament	264	571	712	19	104
Maintenance Engineer	292	876	979	12	177
Installations Engineer	3	3	6	-	-
Transportation	11	147	133	-	25
Supply	65	456	429	6	86
Production Procurement	-	42	31	-	11
Comptroller	64	439	426	10	67
Administrative Services	-	-	-	-	-
Information Services	-	-	-	-	-
Personnel	25	222	163	8	76
Education and Training	21	156	144	5	28
Air Police	28	244	236	-	36
Legal	-	23	23	-	-
Chaplain	-	75	74	1	-
Special Investigations	-	-	-	-	-
Medical Services	-	2	2	-	-
Women's Medical Specialist	-	1	1	-	-

Source: Personnel Statistics Division, Directorate of Statistical Services, Comptroller of the Air Force

TABLE 189 — SUMMARY — TECHNICAL TRAINING OF AIRMEN BY AIR TRAINING COMMAND — FY 1941 THROUGH FY 1958

(Table below is a modification of Table 204, FY 1957 "USAF Statistical Digest." See changes in categorical arrangement of career fields; the Non-Technical grouping has been completely absorbed by other categories.)

CAREER FIELD	UNDER INSTRUCTION (BEGINNING OF PERIOD)	DURING PERIOD			UNDER INSTRUCTION (END OF PERIOD)
		Entries	Graduates	Losses	
	FISCAL YEAR SUMMARIES				
FY 1941 - TOTAL	4,086	40,137	20,107	2,163	21,953
FY 1942 - TOTAL	21,953	162,449	99,996	13,283	71,123
FY 1943 - TOTAL	71,123	672,330	526,571	61,645	155,237
FY 1944 - TOTAL	155,237	379,558	384,384	84,850	65,561
FY 1945 - TOTAL	65,561	281,128	236,155	69,086	41,448
FY 1946 - TOTAL	41,448	117,656	84,551	53,299	21,254
FY 1947 - TOTAL	21,254	97,600	78,503	26,263	14,088
FY 1948 - TOTAL	14,088	45,831	34,717	11,174	14,028
FY 1949 - TOTAL	14,028	47,245	37,135	5,226	18,912
FY 1950 - TOTAL	18,912	68,037	52,638	9,019	25,292
FY 1951 - TOTAL	25,292	175,386	142,014	11,007	47,657
FY 1952 - TOTAL	47,657	186,745	171,007	11,878	51,517
FY 1953 - TOTAL	51,517	168,592	158,912	12,057	49,140
FY 1954 - TOTAL	49,140	132,568	128,158	13,031	40,519
FY 1955 - TOTAL	40,519	150,051	124,061	21,143	45,366
FY 1956 - TOTAL	45,366	134,185	127,704	13,025	38,822
FY 1957 - TOTAL	38,822	127,569	125,651	11,401	29,339
FY 1958 - TOTAL					
FY 1959 - TOTAL					
FY 1960 - TOTAL					
	FY 1958				
FY 1958 - TOTAL	29,339	77,962	76,928	10,402	19,971
HIGHLY TECHNICAL - TOTAL	24,156	62,376	60,921	8,937	16,674
Intelligence	164	334	457	24	17
Weather	516	689	892	90	223
Air Traffic Control and Warning	902	5,876	5,510	288	980
Communications Operations	1,910	6,104	5,460	569	1,985
Radio-Radar Systems	6,195	13,015	12,168	2,366	4,676
Guided Missile Systems	149	202	276	18	57
Armament Systems Maintenance	2,748	2,949	3,585	958	1,154
Atomic Weapons	136	182	202	23	93
Training Devices	80	377	258	34	165
Wire Maintenance	611	793	981	264	159
Intricate Equipment Maintenance	177	169	326	15	5
Aircraft Accessories Maintenance	2,069	5,365	5,206	726	1,502
Aircraft and Engine Maintenance	7,020	20,575	20,129	2,632	4,834
Munitions and Weapons Maintenance	752	1,999	2,153	147	451
Education and Training	727	3,747	3,318	783	373
TECHNICAL - TOTAL	2,231	6,831	6,555	896	1,611
Production Control	65	220	199	57	29
Metal Working	318	1,012	1,158	40	132
Procurement	14	153	148	1	18
Finance, Accounting and Auditing	189	341	414	40	76
Statistical, Analysis, Data Processing and Programming	139	533	427	65	180
Administrative	214	469	556	33	94
Personnel	808	1,079	870	441	576
Medical	417	2,247	2,155	162	347
Aircrew Protection	67	777	628	57	159
SEMI-TECHNICAL - TOTAL	2,786	8,236	8,958	470	1,594
Photomapping	27	-	26	1	-
Photographic	18	247	182	2	81
Motorized and Misc Equipment Maintenance	442	613	856	29	170
Construction	-	-	-	-	-
Utilities	254	507	573	36	152
Firefighting	42	381	361	14	48
Fabric, Leather, and Rubber	159	569	591	42	95
Transportation	289	677	922	28	16
Food Service	55	27	65	2	15
Supply	879	2,770	3,098	183	368
Air Police	621	2,445	2,284	133	649
REPORTING CODES - TOTAL	166	519	494	99	92

Source: Personnel Statistics Division, Directorate of Statistical Services, Comptroller of the Air Force

TABLE 190 — SUMMARY — TECHNICAL TRAINING OF WAF OFFICERS BY AIR TRAINING COMMAND — FY 1950 THROUGH FY 1958

(Data in table below are included in table titled "Technical Training of USAF Officers by Air Training Command.")

OCCUPATIONAL FIELD	UNDER INSTRUCTION (BEGINNING OF PERIOD)	DURING PERIOD			UNDER INSTRUCTION (END OF PERIOD)
		Entries	Graduates	Losses	
	FISCAL YEAR SUMMARIES				
FY 1950 - TOTAL	8	15	19	-	4
FY 1951 - TOTAL	4	13	13	-	4
FY 1952 - TOTAL	4	29	22	-	11
FY 1953 - TOTAL	11	109	94	6	20
FY 1954 - TOTAL	20	111	108	12	11
FY 1955 - TOTAL	11	73	62	10	12
FY 1956 - TOTAL	12	40	37	4	11
FY 1957 - TOTAL	11	31	29	-	13
FY 1958 - TOTAL					
FY 1959 - TOTAL					
FY 1960 - TOTAL					
	FY 1958				
FY 1958 - TOTAL	13	74	65	3	19
Combat and Operations	-	1	1	-	-
Intelligence and Psychological Warfare	-	6	6	-	-
Communications Electronics	-	2	1	-	1
Transportation	-	3	1	-	2
Supply	-	3	2	1	-
Comptroller	1	6	5	-	2
Personnel	11	50	45	2	14
Education and Training	1	2	3	-	-
Legal	-	1	1	-	-

Source: Personnel Statistics Division, Directorate of Statistical Services, Comptroller of the Air Force.

TABLE 191 — SUMMARY — TECHNICAL TRAINING OF WAF AIRMEN BY AIR TRAINING COMMAND — FY 1950 THROUGH FY 1958

(Table below is a modification of Table 206, FY 1957 "USAF Statistical Digest." See changes in categorical arrangement of career fields; the Non-Technical grouping has been completely absorbed by other categories. Data in table below are included in table titled "Technical Training of Airmen by Air Training Command.")

CAREER FIELD	UNDER INSTRUCTION (BEGINNING OF PERIOD)	DURING PERIOD			UNDER INSTRUCTION (END OF PERIOD)
		Entries	Graduates	Losses	
	FISCAL YEAR SUMMARIES				
FY 1950 - TOTAL	234	1,502	1,230	94	412
FY 1951 - TOTAL	412	2,532	2,214	96	634
FY 1952 - TOTAL	634	2,600	2,351	257	626
FY 1953 - TOTAL	626	3,968	3,521	334	739
FY 1954 - TOTAL	739	2,601	2,208	395	737
FY 1955 - TOTAL	737	1,559	1,902	217	177
FY 1956 - TOTAL	177	2,101	1,556	140	582
FY 1957 - TOTAL	582	1,940	2,241	201	80
FY 1958 - TOTAL					
FY 1959 - TOTAL					
FY 1960 - TOTAL					
	FY 1958				
FY 1958 - TOTAL	80	998	740	65	273
HIGHLY TECHNICAL - TOTAL	44	314	301	24	33
Intelligence	-	1	1	-	-
Weather	13	36	42	6	1
Air-Traffic Control and Warning	19	183	197	5	-
Communications Operations	5	53	28	3	27
Radio-Radar Systems	2	1	3	-	-
Aircraft Accessories Maintenance	-	1	1	-	-
Education and Training	5	39	29	10	5
TECHNICAL - TOTAL	36	616	407	40	205
Procurement	-	2	2	-	-
Finance, Accounting and Auditing	4	44	39	4	5
Statistical, Analysis, Data Processing and Programming	11	98	66	15	28
Administrative	19	119	107	6	25
Information	-	-	-	-	-
Personnel	2	122	34	2	88
Medical	-	231	159	13	59
SEMI-TECHNICAL - TOTAL	-	67	31	1	35
Photographic	-	3	3	-	-
Fabric, Leather, and Rubber	-	2	-	-	2
Transportation	-	1	-	1	-
Supply	-	61	28	-	33
REPORTING CODES - TOTAL	-	1	1	-	-

Source: Personnel Statistics Division, Directorate of Statistical Services, Comptroller of the Air Force

TABLE 192 – SUMMARY – TECHNICAL TRAINING OF US ARMY PERSONNEL BY AIR TRAINING COMMAND – LAST HALF FY 1949 THROUGH FY 1958

TYPE OF PERSONNEL	UNDER INSTRUCTION (BEGINNING OF PERIOD)	DURING PERIOD			UNDER INSTRUCTION (END OF PERIOD)
		Entries	Graduates	Losses	
	FISCAL YEAR SUMMARIES				
LAST HALF FY 1949 - TOTAL	-	-	133	19	82
OFFICER - TOTAL	-	-	16	2	2
ENLISTED - TOTAL	-	-	117	17	80
FY 1950 - TOTAL	82	363	344	19	82
OFFICER - TOTAL	2	42	36	1	7
ENLISTED - TOTAL	80	321	308	18	75
FY 1951 - TOTAL	82	798	674	19	187
OFFICER - TOTAL	7	72	79	-	-
ENLISTED - TOTAL	75	726	595	19	187
FY 1952 - TOTAL	187	2,305	1,806	119	567
OFFICER - TOTAL	-	18	18	-	-
ENLISTED - TOTAL	187	2,287	1,788	119	567
FY 1953 - TOTAL	567	2,286	2,161	112	580
OFFICER - TOTAL	-	1	-	-	1
ENLISTED - TOTAL	567	2,285	2,161	112	579
FY 1954 - TOTAL	580	3,567	2,922	161	1,064
OFFICER - TOTAL	1	2	3	-	-
ENLISTED - TOTAL	579	3,565	2,919	161	1,064
FY 1955 - TOTAL	1,064	1,517	2,444	82	55
OFFICER - TOTAL	-	-	-	-	-
ENLISTED - TOTAL	1,064	1,517	2,444	82	55
FY 1956 - TOTAL	55	1,187	814	68	360
OFFICER - TOTAL	-	3	3	-	-
ENLISTED - TOTAL	55	1,184	811	68	360
FY 1957 - TOTAL	360	466	688	56	82
OFFICER - TOTAL	-	1	1	-	-
ENLISTED - TOTAL	360	465	687	56	82
FY 1958 - TOTAL	82	428	259	120	131
OFFICER - TOTAL	-	51	41	1	9
ENLISTED - TOTAL	82	377	218	119	122
FY 1959 - TOTAL					
OFFICER - TOTAL					
ENLISTED - TOTAL					
FY 1960 - TOTAL					
OFFICER - TOTAL					
ENLISTED - TOTAL					

Source: Personnel Statistics Division, Directorate of Statistical Services, Comptroller of the Air Force

TABLE 193 — SUMMARY — TECHNICAL TRAINING OF US NAVY PERSONNEL BY AIR TRAINING COMMAND — LAST HALF FY 1949 THROUGH FY 1958

TYPE OF PERSONNEL	UNDER INSTRUCTION (BEGINNING OF PERIOD)	DURING PERIOD			UNDER INSTRUCTION (END OF PERIOD)
		Entries	Graduates	Losses	
	FISCAL YEAR SUMMARIES				
LAST HALF FY 1949 - TOTAL	-	-	47	2	27
OFFICER - TOTAL	-	-	25	1	16
ENLISTED - TOTAL	-	-	22	1	11
FY 1950 - TOTAL	27	88	92	3	20
OFFICER - TOTAL	16	50	54	-	12
ENLISTED - TOTAL	11	38	38	3	8
FY 1951 - TOTAL	20	48	65	-	3
OFFICER - TOTAL	12	29	41	-	-
ENLISTED - TOTAL	8	19	24	-	3
FY 1952 - TOTAL	3	107	87	3	20
OFFICER - TOTAL	-	5	5	-	-
ENLISTED - TOTAL	3	102	82	3	20
FY 1953 - TOTAL	20	77	82	8	7
OFFICER - TOTAL	-	-	-	-	-
ENLISTED - TOTAL	20	77	82	8	7
FY 1954 - TOTAL	7	120	98	2	27
OFFICER - TOTAL	-	10	10	-	-
ENLISTED - TOTAL	7	110	88	2	27
FY 1955 - TOTAL	27	122	131	4	14
OFFICER - TOTAL	-	13	10	1	2
ENLISTED - TOTAL	27	109	121	3	12
FY 1956 - TOTAL	14	589	457	16	130
OFFICER - TOTAL	2	5	4	3	-
ENLISTED - TOTAL	12	584	453	13	130
FY 1957 - TOTAL	130	764	767	9	118
OFFICER - TOTAL	-	2	2	-	-
ENLISTED - TOTAL	130	762	765	9	118
FY 1958 - TOTAL	118	488	500	10	96
OFFICER - TOTAL	-	22	16	-	6
ENLISTED - TOTAL	118	466	484	10	90
FY 1959 - TOTAL					
OFFICER - TOTAL					
ENLISTED - TOTAL					
FY 1960 - TOTAL					
OFFICER - TOTAL					
ENLISTED - TOTAL					

Source: Personnel Statistics Division, Directorate of Statistical Services, Comptroller of the Air Force

TABLE 194 — SUMMARY — USAF PROFESSIONAL, TECHNOLOGICAL, AND COLLEGIATE TRAINING OF USAF OFFICERS BY AIR UNIVERSITY — FY 1951 THROUGH FY 1958

TYPE OF TRAINING BY COURSE	UNDER INSTRUCTION (BEGINNING OF PERIOD)	DURING PERIOD			UNDER INSTRUCTION (END OF PERIOD)
		Entries	Graduates	Losses	
	FISCAL YEAR SUMMARIES				
FY 1951 - TOTAL a/	1,109	4,374	4,575	227	681
AIR COMMAND AND STAFF SCHOOL - TOTAL	784	3,175	3,253	193	513
AIR WAR COLLEGE - TOTAL	-	100	99	1	-
USAF INSTITUTE OF TECHNOLOGY - TOTAL	314	221	373	25	137
USAF SCHOOL OF AVIATION MEDICINE - TOTAL	11	878	850	8	31
FY 1952 - TOTAL a/	681	9,208	8,356	82	1,451
AIR COMMAND AND STAFF SCHOOL - TOTAL	513	6,220	5,717	39	977
AIR WAR COLLEGE - TOTAL	-	105	105	-	-
USAF INSTITUTE OF TECHNOLOGY - TOTAL	137	364	237	19	245
USAF SCHOOL OF AVIATION MEDICINE - TOTAL	31	2,519	2,297	24	229
FY 1953 - TOTAL a/	1,451	10,639	11,062	166	862
AIR COMMAND AND STAFF SCHOOL - TOTAL	977	6,432	7,085	89	235
AIR WAR COLLEGE - TOTAL	-	124	124	-	-
USAF INSTITUTE OF TECHNOLOGY - TOTAL	245	306	218	20	313
USAF SCHOOL OF AVIATION MEDICINE - TOTAL	229	3,777	3,635	57	314
FY 1954 - TOTAL a/	862	9,002	8,727	287	850
AIR COMMAND AND STAFF SCHOOL - TOTAL	235	5,648	5,580	123	180
AIR WAR COLLEGE - TOTAL	-	130	129	1	-
USAF INSTITUTE OF TECHNOLOGY - TOTAL	313	501	354	44	416
USAF SCHOOL OF AVIATION MEDICINE - TOTAL	314	2,723	2,664	119	254
FY 1955 - TOTAL a/	850	9,283	8,688	135	1,310
AIR COMMAND AND STAFF SCHOOL - TOTAL	180	5,351	4,650	41	840
AIR WAR COLLEGE - TOTAL	-	131	131	-	-
USAF INSTITUTE OF TECHNOLOGY - TOTAL	416	497	527	25	361
USAF SCHOOL OF AVIATION MEDICINE - TOTAL	254	3,304	3,380	69	109
FY 1956 - TOTAL	2,402	11,266	11,051	131	2,486
AIR COMMAND AND STAFF SCHOOL - TOTAL	840	5,964	6,016	41	747
AIR WAR COLLEGE - TOTAL	-	131	131	-	-
DEPARTMENT OF DEFENSE COLLEGES - TOTAL	125	184	161	1	147
USAF INSTITUTE OF TECHNOLOGY - TOTAL	1,328	1,670	1,472	63	1,463
USAF SCHOOL OF AVIATION MEDICINE - TOTAL	109	3,317	3,271	26	129
FY 1957 - TOTAL	2,486	11,349	10,332	268	3,235
AIR COMMAND AND STAFF SCHOOL - TOTAL	747	4,869	4,827	35	754
AIR WAR COLLEGE - TOTAL	-	133	133	-	-
DEPARTMENT OF DEFENSE COLLEGES - TOTAL	147	219	325	41	-
USAF INSTITUTE OF TECHNOLOGY - TOTAL	1,268	1,810	1,231	100	1,747
USAF SCHOOL OF AVIATION MEDICINE - TOTAL	324	4,318	3,816	92	734
FY 1958 - TOTAL					
AIR COMMAND AND STAFF SCHOOL - TOTAL					
AIR WAR COLLEGE - TOTAL					
DEPARTMENT OF DEFENSE COLLEGES - TOTAL					
USAF INSTITUTE OF TECHNOLOGY - TOTAL					
USAF SCHOOL OF AVIATION MEDICINE - TOTAL					
FY 1959 - TOTAL					
AIR COMMAND AND STAFF SCHOOL - TOTAL					
AIR WAR COLLEGE - TOTAL					
DEPARTMENT OF DEFENSE COLLEGES - TOTAL					
USAF INSTITUTE OF TECHNOLOGY - TOTAL					
USAF SCHOOL OF AVIATION MEDICINE - TOTAL					
FY 1960 - TOTAL					
AIR COMMAND AND STAFF SCHOOL - TOTAL					
AIR WAR COLLEGE - TOTAL					
DEPARTMENT OF DEFENSE COLLEGES - TOTAL					
USAF INSTITUTE OF TECHNOLOGY - TOTAL					
USAF SCHOOL OF AVIATION MEDICINE - TOTAL					

TABLE 194 — SUMMARY — USAF PROFESSIONAL, TECHNOLOGICAL, AND COLLEGIATE TRAINING OF USAF OFFICERS BY AIR UNIVERSITY — FY 1951 THROUGH FY 1958 (CONTINUED)

TYPE OF TRAINING BY COURSE	UNDER INSTRUCTION (BEGINNING OF PERIOD)	DURING PERIOD			UNDER INSTRUCTION (END OF PERIOD)
		Entries	Graduates	Losses	
	FY 1958				
FY 1958 - TOTAL	3,235	9,712	9,543	202	3,202
AIR COMMAND AND STAFF SCHOOL - TOTAL	754	4,678	4,581	52	799
Academic Instructor	171	563	548	6	180
Air Weapons Refresher	-	37	35	2	-
Command and Staff School	-	789	780	9	-
Jr Squadron Officer Orientation	-	228	228	-	-
Missile Orientation Familiarization	-	109	108	1	-
Squadron Officer School	583	1,826	1,758	32	619
Weapons Employment Indoctrination Course	-	157	156	1	-
Weapons Orientation Course	-	968	967	1	-
Per Eq Phase II	-	1	1	-	-
AIR WAR COLLEGE - TOTAL	-	130	130	-	-
DEPARTMENT OF DEFENSE COLLEGES - TOTAL	-	201	199	2	-
Armed Forces Staff College	-	129	129	-	-
Industrial College of Armed Forces	-	38	38	-	-
National War College	-	34	32	2	-
USAF INSTITUTE OF TECHNOLOGY - TOTAL	1,747	1,746	1,555	124	1,814
Advanced Management	254	127	222	4	155
Aeronautical Engineering	170	98	90	17	161
Armament Engineering	16	8	8	1	15
Business Administration	279	205	214	9	261
Chemical Engineering	1	-	1	-	-
Chemistry	14	9	4	1	18
Civil Engineering	36	216	212	8	32
Education	6	13	5	-	14
Electrical Engineering	235	228	131	15	317
Geophysics	3	3	1	-	5
Guided Missiles	21	16	9	3	25
Industrial Engineering	99	58	62	1	94
Language	52	99	129	19	3
Mathematics	40	15	24	4	27
Mechanical Engineering	39	41	27	3	50
Meteorology	250	360	235	23	352
Nuclear Engineering	25	28	22	2	29
Petroleum Engineering	5	9	-	2	12
Photography	20	14	12	1	21
Physics	9	18	4	1	22
Political and Social Science	108	74	73	3	106
Psychology	11	14	6	-	19
Reactor Engineering Seminar	-	12	5	7	-
Training with Industry	53	80	59	-	74
All Other	1	1	-	-	2
USAF SCHOOL OF AVIATION MEDICINE - TOTAL	734	2,957	3,078	24	589
Aviation Medicine, Advanced	7	17	15	1	8
Aviation Medicine, Primary	-	329	326	3	-
Civilian Hospitals	480	359	406	8	425
Clinical Laboratory	-	21	20	1	-
Flight Nurse	-	155	124	6	25
Flight Surgeon, Refresher	-	16	16	-	-
Medical Administration, Basic	22	172	173	2	19
Medical Orientation, Basic	195	1,666	1,758	-	103
Medical Supply Officer	30	26	47	-	9
Medical Supply Officer, Symposium	-	40	37	3	-
Physiological Training	-	23	23	-	-
Physiological Training Officer, Symposium	-	49	49	-	-
Veterinary Officer, Basic	-	72	72	-	-
Aviation Medicine, Review	-	12	12	-	-
FIRST QUARTER - TOTAL	3,235	4,880	3,121	57	4,937
AIR COMMAND AND STAFF SCHOOL - TOTAL	754	2,098	1,438	14	1,400
Academic Instructor	171	201	367	5	-
Air Weapons Refresher	-	20	-	-	20

TABLE 194 — SUMMARY — USAF PROFESSIONAL, TECHNOLOGICAL, AND COLLEGIATE TRAINING OF USAF OFFICERS BY AIR UNIVERSITY — FY 1951 THROUGH FY 1958 (CONTINUED)

TYPE OF TRAINING BY COURSE	UNDER INSTRUCTION (BEGINNING OF PERIOD)	DURING PERIOD			UNDER INSTRUCTION (END OF PERIOD)
		Entries	Graduates	Losses	
	FY 1958 - (CONTINUED)				
AIR COMMAND AND STAFF SCHOOL - (CONTINUED)					
Command and Staff School	-	786	-	-	786
Jr Squadron Officer Orientation	-	228	228	-	-
Squadron Officer School	583	599	579	9	594
Weapons Employment Indoctrination Course	-	12	12	-	-
Weapons Orientation Course	-	252	252	-	-
AIR WAR COLLEGE - TOTAL	-	130	-	-	130
DEPARTMENT OF DEFENSE COLLEGES - TOTAL	-	136	-	-	136
Armed Forces Staff College	-	65	-	-	65
Industrial College of Armed Forces	-	38	-	-	38
National War College	-	33	-	-	33
USAF INSTITUTE OF TECHNOLOGY - TOTAL	1,747	1,028	501	41	2,233
Advanced Management	254	107	129	1	231
Aeronautical Engineer	170	56	53	6	167
Armament Engineer	16	8	8	-	16
Business Administration	279	146	63	2	360
Chemical Engineering	1	-	-	-	1
Chemistry	14	7	-	-	21
Civil Engineering	36	93	3	3	123
Education	6	11	2	-	15
Electrical Engineer	235	120	53	4	298
Geophysics	3	-	-	-	3
Guided Missiles	21	12	6	2	25
Industrial Engineering	99	19	30	-	88
Language	52	42	29	13	52
Mathematics	40	7	2	1	44
Mechanical Engineering	39	24	2	2	59
Meteorology	250	225	80	6	389
Nuclear Engineering	25	25	6	-	44
Petroleum Engineering	5	9	-	-	14
Photography	20	5	1	-	24
Physics	9	9	1	-	17
Political and Social Science	108	35	23	1	119
Psychology	11	9	2	-	18
Training with Industry	53	58	8	-	103
All Other	1	1	-	-	2
USAF SCHOOL OF AVIATION MEDICINE - TOTAL	734	1,488	1,182	2	1,038
Aviation Medicine, Advanced	7	17	7	-	17
Aviation Medicine, Primary	-	117	-	-	117
Civilian Hospitals	480	249	76	2	651
Clinical Laboratory	-	12	-	-	12
Flight Nurse	-	25	-	-	25
Medical Administration, Basic	22	61	22	-	61
Medical Orientation, Basic	195	972	1,021	-	146
Medical Supply Officer	30	-	30	-	-
Physiological Training	-	12	12	-	-
Veterinary Officer, Basic	-	23	14	-	9
SECOND QUARTER - TOTAL	4,937	708	1,677	44	3,924
AIR COMMAND AND STAFF SCHOOL - TOTAL	1,400	78	676	17	785
Academic Instructor	-	36	36	-	-
Air Weapons Refresher	20	-	20	-	-
Command and Staff School	786	3	-	4	785
Squadron Officer School	594	-	581	13	-
Weapons Employment Indoctrination Course	-	39	39	-	-
AIR WAR COLLEGE - TOTAL	130	-	-	-	130
DEPARTMENT OF DEFENSE COLLEGES - TOTAL	136	1	1	-	136
Armed Forces Staff College	65	-	-	-	65
Industrial College of Armed Forces	38	-	-	-	38
National War College	33	1	1	-	33

TABLE 194 — SUMMARY — USAF PROFESSIONAL, TECHNOLOGICAL, AND COLLEGIATE TRAINING OF USAF OFFICERS BY AIR UNIVERSITY — FY 1951 THROUGH FY 1958 (CONTINUED)

TYPE OF TRAINING BY COURSE	UNDER INSTRUCTION (BEGINNING OF PERIOD)	DURING PERIOD			UNDER INSTRUCTION (END OF PERIOD)
		Entries	Graduates	Losses	
	FY 1958 - (CONTINUED)				
USAF INSTITUTE OF TECHNOLOGY - TOTAL	2,233	74	158	16	2,133
Advanced Management	231	1	21	-	211
Aeronautical Engineer	167	-	-	1	166
Armament Engineer	16	-	-	-	16
Business Administration	360	-	4	6	350
Chemical Engineering	1	-	-	-	1
Chemistry	21	1	-	1	21
Civil Engineering	123	34	69	1	87
Education	15	-	-	-	15
Electrical Engineer	298	-	-	1	297
Geophysics	3	1	-	-	4
Guided Missiles	25	-	-	1	24
Industrial Engineering	88	1	1	-	88
Language	52	16	33	-	35
Mathematics	44	1	-	-	45
Mechanical Engineering	59	1	1	-	59
Meteorology	389	3	1	2	389
Nuclear Engineering	44	-	-	1	43
Petroleum Engineering	14	-	-	1	13
Photography	24	-	-	1	23
Physics	17	-	-	-	17
Political and Social Science	119	-	4	-	115
Psychology	18	-	-	-	18
Reactor Engineering Seminar	-	10	-	-	10
Training with Industry	103	5	24	-	84
All Other	2	-	-	-	2
USAF SCHOOL OF AVIATION MEDICINE - TOTAL	1,038	555	842	11	740
Aviation Medicine, Advanced	17	-	-	-	17
Aviation Medicine, Primary	117	99	215	1	-
Civilian Hospitals	651	82	6	4	723
Clinical Laboratory	12	-	12	-	-
Flight Nurse	25	25	45	5	-
Medical Administration, Basic	61	-	60	1	-
Medical Orientation, Basic	146	311	457	-	-
Physiological Training Officer, Symposium	-	23	23	-	-
Veterinary Officer, Basic	9	15	24	-	-
THIRD QUARTER -- TOTAL	3,924	1,799	994	51	4,678
AIR COMMAND AND STAFF SCHOOL - TOTAL	785	1,025	368	8	1,434
Academic Instructor	-	85	37	1	47
Command and Staff School	785	-	-	1	784
Squadron Officer School	-	607	-	4	603
Weapons Employment Indoctrination Course	-	70	69	1	-
Weapons Orientation Course	-	263	262	1	-
AIR WAR COLLEGE - TOTAL	130	-	-	-	130
DEPARTMENT OF DEFENSE COLLEGES - TOTAL	136	64	65	-	135
Armed Forces Staff College	65	64	65	-	64
Industrial College of Armed Forces	38	-	-	-	38
National War College	33	-	-	-	33
USAF INSTITUTE OF TECHNOLOGY - TOTAL	2,133	281	290	40	2,084
Advanced Management	211	6	30	2	185
Aeronautical Engineer	166	23	9	6	174
Armament Engineer	16	-	-	1	15
Business Administration	350	45	51	-	344
Chemical Engineering	1	-	-	-	1
Chemistry	21	-	2	-	19
Civil Engineering	87	31	36	3	79
Education	15	-	-	-	15
Electrical Engineer	297	42	42	5	292
Geophysics	4	1	-	-	5

TABLE 194 — SUMMARY — USAF PROFESSIONAL, TECHNOLOGICAL, AND COLLEGIATE TRAINING OF USAF OFFICERS BY AIR UNIVERSITY — FY 1951 THROUGH FY 1958 (CONTINUED)

TYPE OF TRAINING BY COURSE	UNDER INSTRUCTION (BEGINNING OF PERIOD)	DURING PERIOD			UNDER INSTRUCTION (END OF PERIOD)
		Entries	Graduates	Losses	
	FY 1958 - (CONTINUED)				
USAF INSTITUTE OF TECHNOLOGY - (CONTINUED)					
Guided Missiles	24	-	1	-	23
Industrial Engineering	88	31	8	-	111
Language	35	37	11	3	58
Mathematics	45	-	13	-	32
Mechanical Engineering	59	7	10	1	55
Meteorology	389	35	39	11	374
Nuclear Engineering	43	-	13	1	29
Petroleum Engineering	13	-	-	1	12
Photography	23	1	3	-	21
Physics	17	2	1	-	18
Political and Social Science	115	7	9	2	111
Psychology	18	-	2	-	16
Reactor Engineering Siminar	10	2	-	4	8
Training with Industry	84	11	10	-	85
All Other	2	-	-	-	2
USAF SCHOOL OF AVIATION MEDICINE - TOTAL	740	429	271	3	895
Aviation Medicine, Advanced	17	-	-	1	16
Aviation Medicine, Primary	-	66	-	-	66
Civilian Hospitals	723	26	10	2	737
Clinical Laboratory	-	9	-	-	9
Flight Nurse	-	53	26	-	27
Flight Surgeon, Refresher	-	16	16	-	-
Medical Administration, Basic	-	63	40	-	23
Medical Orientation, Basic	-	146	146	-	-
Medical Supply Officer	-	17	-	-	17
Veterinary Officer, Basic	-	21	21	-	-
Aviation Medicine, Review	-	12	12	-	-
FOURTH QUARTER - TOTAL	4,678	2,325	3,751	50	3,202
AIR COMMAND AND STAFF SCHOOL - TOTAL	1,434	1,477	2,099	13	799
Academic Instructor	47	241	108	-	180
Air Weapons Refresher	-	17	15	2	-
Command and Staff School	784	-	780	4	-
Missile Orientation Familiarization	-	109	108	1	-
Squadron Officer School	603	620	598	6	619
Weapons Employment Indoctrination Course	-	36	36	-	-
Weapons Orientation Course	-	453	453	-	-
Per Eq Phase III	-	1	1	-	-
AIR WAR COLLEGE - TOTAL	130	-	130	-	-
DEPARTMENT OF DEFENSE COLLEGES - TOTAL	135	-	133	2	-
Armed Forces Staff College	64	-	64	-	-
Industrial College of Armed Forces	38	-	38	-	-
National War College	33	-	31	2	-
USAF INSTITUTE OF TECHNOLOGY - TOTAL	2,084	363	606	27	1,814
Advanced Management	185	13	42	1	155
Aeronautical Engineering	174	19	28	4	161
Armament Engineering	15	-	-	-	15
Business Administration	344	14	96	1	261
Chemical Engineering	1	-	1	-	-
Chemistry	19	1	2	-	18
Civil Engineering	79	58	104	1	32
Education	15	2	3	-	14
Electrical Engineering	292	66	36	5	317
Geophysics	5	1	1	-	5
Guided Missiles	23	4	2	-	25
Industrial Engineering	111	7	23	1	94
Language	58	4	56	3	3
Mathematics	32	7	9	3	27
Mechanical Engineering	55	9	14	-	50
Meteorology	374	97	115	4	352
Nuclear Engineering	29	3	3	-	29

TABLE 194 — SUMMARY — USAF PROFESSIONAL, TECHNOLOGICAL, AND COLLEGIATE TRAINING OF USAF OFFICERS BY AIR UNIVERSITY — FY 1951 THROUGH FY 1958 (CONTINUED)

TYPE OF TRAINING BY COURSE	UNDER INSTRUCTION (BEGINNING OF PERIOD)	DURING PERIOD			UNDER INSTRUCTION (END OF PERIOD)
		Entries	Graduates	Losses	
	FY 1958 - (CONTINUED)				
USAF INSTITUTE OF TECHNOLOGY - (CONTINUED)					
Petroleum Engineering	12	-	-	-	12
Photography	21	8	8	-	21
Physics	18	7	2	1	22
Political and Social Science	111	32	37	-	106
Psychology	16	5	2	-	19
Reactor Engineering Seminar	8	-	5	3	-
Training with Industry	85	6	17	-	74
All Other	2	-	-	-	2
USAF SCHOOL OF AVIATION MEDICINE - TOTAL	895	485	783	8	589
Aviation Medicine, Advanced	16	-	8	-	8
Aviation Medicine, Primary	66	47	111	2	-
Civilian Hospitals	737	2	314	-	425
Clinical Laboratory	9	-	8	1	-
Flight Nurse	27	52	53	1	25
Medical Administration, Basic	23	48	51	1	19
Medical Orientation, Basic	-	237	134	-	103
Medical Supply Officer	17	9	17	-	9
Medical Supply Officer, Symposium	-	40	37	3	-
Physiological Training	-	11	11	-	-
Physiological Training Officer, Symposium	-	26	26	-	-
Veterinary Officer, Basic	-	13	13	-	-

a/ Excludes Department of Defense Colleges and Civilian Schools.

Source: Personnel Statistics Division, Directorate of Statistical Services, Comptroller of the Air Force.

TABLE 195 — SUMMARY — USAF PROFESSIONAL AND TECHNOLOGICAL TRAINING OF AIRMEN — BY AIR UNIVERSITY — FY 1951 THROUGH FY 1958

TYPE OF TRAINING BY COURSE	UNDER INSTRUCTION (BEGINNING OF PERIOD)	DURING PERIOD			UNDER INSTRUCTION (END OF PERIOD)
		Entries	Graduates	Losses	
	FISCAL YEAR SUMMARIES				
FY 1951 - TOTAL a/.	5	848	475	33	345
AIR COMMAND AND STAFF SCHOOL - TOTAL . .	5	366	172	6	193
USAF INSTITUTE OF TECHNOLOGY - TOTAL . .	-	-	-	-	-
USAF SCHOOL OF AVIATION MEDICINE - TOTAL	-	482	303	27	152
FY 1952 - TOTAL a/.	345	2,576	2,033	146	742
AIR COMMAND AND STAFF SCHOOL - TOTAL . .	193	724	794	46	77
USAF INSTITUTE OF TECHNOLOGY - TOTAL . .	-	-	-	-	-
USAF SCHOOL OF AVIATION MEDICINE - TOTAL	152	1,852	1,239	100	665
FY 1953 - TOTAL a/.	742	2,198	2,487	166	287
AIR COMMAND AND STAFF SCHOOL - TOTAL . .	77	352	409	19	1
USAF INSTITUTE OF TECHNOLOGY - TOTAL . .	-	-	-	-	-
USAF SCHOOL OF AVIATION MEDICINE - TOTAL	665	1,846	2,078	147	286
FY 1954 - TOTAL a/.	287	1,595	1,362	112	408
AIR COMMAND AND STAFF SCHOOL - TOTAL . .	1	455	418	29	9
USAF INSTITUTE OF TECHNOLOGY - TOTAL . .	-	-	-	-	-
USAF SCHOOL OF AVIATION MEDICINE - TOTAL	286	1,140	944	83	399
FY 1955 - TOTAL a/.	408	2,982	2,444	265	681
AIR COMMAND AND STAFF SCHOOL - TOTAL . .	9	394	393	10	-
USAF INSTITUTE OF TECHNOLOGY - TOTAL . .	-	-	-	-	-
USAF SCHOOL OF AVIATION MEDICINE - TOTAL	399	2,588	2,051	255	681
FY 1956 - TOTAL	1,097	3,619	3,321	321	1,074
AIR COMMAND AND STAFF SCHOOL - TOTAL . .	-	365	357	8	-
USAF INSTITUTE OF TECHNOLOGY - TOTAL . .	416	689	584	123	398
USAF SCHOOL OF AVIATION MEDICINE - TOTAL	681	2,565	2,380	190	676
FY 1957 - TOTAL	1,074	3,288	3,251	340	771
AIR COMMAND AND STAFF SCHOOL - TOTAL . .	-	422	405	17	-
USAF INSTITUTE OF TECHNOLOGY - TOTAL . .	398	967	753	155	457
USAF SCHOOL OF AVIATION MEDICINE - TOTAL	676	1,899	2,093	168	314
FY 1958 - TOTAL					
AIR COMMAND AND STAFF SCHOOL - TOTAL . .					
USAF INSTITUTE OF TECHNOLOGY - TOTAL . .					
USAF SCHOOL OF AVIATION MEDICINE - TOTAL					
FY 1959 - TOTAL					
AIR COMMAND AND STAFF SCHOOL - TOTAL . .					
USAF INSTITUTE OF TECHNOLOGY - TOTAL . .					
USAF SCHOOL OF AVIATION MEDICINE - TOTAL					
FY 1960 - TOTAL					
AIR COMMAND AND STAFF SCHOOL - TOTAL . .					
USAF INSTITUTE OF TECHNOLOGY - TOTAL . .					
USAF SCHOOL OF AVIATION MEDICINE - TOTAL					
	FY 1958				
FY 1958 - TOTAL	771	4,348	3,917	369	833
AIR COMMAND AND STAFF SCHOOL - TOTAL . .	-	544	510	34	-
Academic Instructor	-	388	360	28	-
Per Eq Phase II.	-	156	150	6	-
USAF INSTITUTE OF TECHNOLOGY - TOTAL . .	457	1,004	790	226	445
Languages.	457	1,004	790	226	445

TABLE 195 — SUMMARY — USAF PROFESSIONAL AND TECHNOLOGICAL TRAINING OF AIRMEN — BY AIR UNIVERSITY — FY 1951 THROUGH FY 1958 (CONTINUED)

TYPE OF TRAINING BY COURSE	UNDER INSTRUCTION (BEGINNING OF PERIOD)	DURING PERIOD			UNDER INSTRUCTION (END OF PERIOD)
		Entries	Graduates	Losses	
	FY 1958/- (CONTINUED)				
USAF SCHOOL OF AVIATION MEDICINE - TOTAL	314	2,800	2,617	109	388
Aeromedical Evacuation Specialist	-	28	28	-	-
Aeromedical Specialist, Apprentice	-	45	44	1	-
Aeromedical Technician	-	114	112	2	-
Air Rescue Specialist	-	34	32	2	-
Chrome Cobalt Dental Prosthetics	-	83	72	-	11
Composite Denture Prosthetics	-	42	42	-	-
Crown Bridge Denture	-	12	12	-	-
Dental Laboratory Specialist, Apprentice	-	101	42	15	44
Dental Laboratory Technician	35	-	35	-	-
Dental Specialist, Apprentice	-	290	278	12	-
Dental Technician	-	80	40	-	40
Medical Administrative Specialist, App	-	351	304	1	46
Medical Administrative Supervisor	-	93	90	3	-
Medical Equipment Specialist	-	43	21	1	21
Medical Laboratory Specialist	57	86	87	7	49
Medical Laboratory Technician	-	68	43	1	24
Medical Materiel Specialist	-	157	104	3	50
Medical Materiel Supervisor	-	52	50	2	-
Medical Services Specialist, Apprentice	17	286	245	8	50
Medical Services Technician	116	390	423	30	53
Partial Denture Prosthetics	-	13	13	-	-
Pharmacy Specialist, Apprentice	-	75	68	7	-
Physiological Training Specialist, App	40	32	71	1	-
Physiological Training Supervisor	-	57	52	5	-
Preventive Medicine Specialist, App	49	16	62	3	-
Preventive Medical Supervisor	-	68	68	-	-
Radiobiology	-	58	57	1	-
Radiology Specialist, Apprentice	-	31	30	1	-
Veterinary Specialist, Apprentice	-	34	33	1	-
Veterinary Technician	-	61	59	2	-
FIRST QUARTER - TOTAL	771	1,319	745	52	1,293
AIR COMMAND AND STAFF SCHOOL - TOTAL	-	-	-	-	-
USAF SCHOOL OF TECHNOLOGY - TOTAL	457	343	169	24	607
Languages	457	343	169	24	607
USAF SCHOOL OF AVIATION MEDICINE - TOTAL	314	976	576	28	686
Aeromedical Evacuation Specialist	-	28	28	-	-
Air Rescue Specialist	-	12	12	-	-
Chrome Cobalt Dental Prosthetics	-	28	28	-	-
Composite Denture Prosthetics	-	42	42	-	-
Dental Laboratory Specialist, Apprentice	-	50	-	1	49
Dental Laboratory Technician	35	-	35	-	-
Dental Specialist, Apprentice	-	47	45	2	-
Dental Technician	-	40	-	-	40
Medical Administrative Specialist, App	-	98	46	-	52
Medical Administrative Supervisor	-	46	-	-	46
Medical Equipment Specialist	-	21	-	-	21
Medical Laboratory Specialist	57	-	29	3	25
Medical Laboratory Technician	-	26	-	1	25
Medical Materiel Specialist	-	107	48	2	57
Medical Materiel Supervisor	-	28	27	1	-
Medical Services Specialist, Apprentice	17	100	55	4	58
Medical Services Technician	116	170	60	7	219
Pharmacy Specialist, Apprentice	-	2	-	2	-
Physiological Training Specialist, App	40	2	41	1	-
Physiological Training Supervisor	-	20	-	-	20
Preventive Medicine Specialist, App	49	-	47	2	-
Preventive Medicine Supervisor	-	35	-	-	35
Radiobiology	-	40	-	1	39
Veterinary Technician	-	34	33	1	-
SECOND QUARTER - TOTAL	1,293	999	1,165	167	960
AIR COMMAND AND STAFF SCHOOL - TOTAL	-	106	97	9	-
Academic Instructor	-	106	97	9	-

TABLE 195 — SUMMARY — USAF PROFESSIONAL AND TECHNOLOGICAL TRAINING OF AIRMEN — BY AIR UNIVERSITY — FY 1951 THROUGH FY 1958 (CONTINUED)

TYPE OF TRAINING BY COURSE	UNDER INSTRUCTION (BEGINNING OF PERIOD)	DURING PERIOD			UNDER INSTRUCTION (END OF PERIOD)
		Entries	Graduates	Losses	
	FY 1958 - (CONTINUED)				
USAF SCHOOL OF TECHNOLOGY - TOTAL	607	264	208	121	542
Languages	607	264	208	121	542
USAF SCHOOL OF AVIATION MEDICINE - TOTAL	686	629	860	37	418
Aeromedical Specialist, Apprentice	-	45	44	1	-
Aeromedical Technician	-	39	39	-	-
Chrome Cobalt Dental Prosthetics	-	28	28	-	-
Dental Laboratory Specialist, Apprentice	49	-	-	6	43
Dental Specialist, Apprentice	-	102	47	4	51
Dental Technician	40	-	40	-	-
Medical Administrative Specialist, App	52	110	104	-	58
Medical Administrative Supervisor	46	-	44	2	-
Medical Equipment Specialist	21	-	-	-	21
Medical Laboratory Specialist	25	36	25	2	34
Medical Laboratory Technician	25	-	25	-	-
Medical Materiel Specialist	57	-	56	1	-
Medical Services Specialist, Apprentice	58	32	54	4	32
Medical Services Technician	219	56	155	11	109
Pharmacy Specialist, Apprentice	-	73	43	3	27
Physiological Training Specialist, App	-	30	30	-	-
Physiological Training Supervisor	20	-	19	1	-
Preventive Medicine Specialist, App	-	13	-	-	13
Preventive Medicine Supervisor	35	-	35	-	-
Radiobiology	39	-	39	-	-
Radiology Specialist, Apprentice	-	31	-	1	30
Veterinary Specialist, Apprentice	-	34	33	1	-
THIRD QUARTER - TOTAL	960	1,138	1,006	82	1,010
AIR COMMAND AND STAFF SCHOOL - TOTAL	-	282	172	9	101
Academic Instructor	-	200	91	8	101
Per Eq Phase II	-	82	81	1	-
USAF SCHOOL OF TECHNOLOGY - TOTAL	542	237	210	53	516
Languages	542	237	210	53	516
USAF SCHOOL OF AVIATION MEDICINE - TOTAL	418	619	624	20	393
Aeromedical Technician	-	39	39	-	-
Chrome Cobalt Dental Prosthetics	-	16	9	-	7
Crown Bridge Denture	-	12	12	-	-
Dental Laboratory Specialist, Apprentice	43	51	42	4	48
Dental Specialist, Apprentice	51	93	90	6	48
Medical Administrative Specialist, App	58	50	107	1	-
Medical Equipment Specialist	21	-	21	-	-
Medical Laboratory Specialist	34	26	33	1	26
Medical Laboratory Technician	-	18	-	-	18
Medical Materiel Supervisor	-	24	-	1	23
Medical Services Specialist, Apprentice	32	60	50	-	42
Medical Services Technician	109	164	108	2	163
Pharmacy Specialist, Apprentice	27	-	25	2	-
Physiological Training Supervisor	-	18	17	1	-
Preventive Medicine Specialist, App	13	3	15	1	-
Radiobiology	-	18	-	-	18
Radiology Specialist, Apprentice	30	-	30	-	-
Veterinary Technician	-	27	26	1	-
FOURTH QUARTER - TOTAL	1,010	892	1,001	68	833
AIR COMMAND AND STAFF SCHOOL - TOTAL	101	156	241	16	-
Academic Instructor	101	82	172	11	-
Per Eq Phase II	-	74	69	5	-
USAF SCHOOL OF TECHNOLOGY - TOTAL	516	160	203	28	445
Languages	516	160	203	28	445

TABLE 195 — SUMMARY — USAF PROFESSIONAL AND TECHNOLOGICAL TRAINING OF AIRMEN — BY AIR UNIVERSITY — FY 1951 THROUGH FY 1958 (CONTINUED)

TYPE OF TRAINING BY COURSE	UNDER INSTRUCTION (BEGINNING OF PERIOD)	DURING PERIOD			UNDER INSTRUCTION (END OF PERIOD)
		Entries	Graduates	Losses	
	FY 1958 - (CONTINUED)				
USAF SCHOOL OF AVIATION MEDICINE - TOTAL	393	576	557	24	388
Aeromedical Technician	-	36	34	2	-
Air Rescue Specialist	-	22	20	2	-
Chrome Cobalt Dental Prosthetics	7	11	7	-	11
Dental Laboratory Specialist, Apprentice	48	-	-	4	44
Dental Specialist, Apprentice	48	48	96	-	-
Dental Technician	-	40	-	-	40
Medical Administrative Specialist, App	-	93	47	-	46
Medical Administrative Supervisor	-	47	46	1	-
Medical Equipment Specialist	-	22	-	1	21
Medical Laboratory Specialist	26	24	-	1	49
Medical Laboratory Technician	18	24	18	-	24
Medical Materiel Specialist	-	50	-	-	50
Medical Materiel Supervisor	23	-	23	-	-
Medical Services Specialist, Apprentice	42	94	86	-	50
Medical Services Technician	163	-	100	10	53
Partial Denture Prosthetics	-	13	13	-	-
Physiological Training Supervisor	-	19	16	3	-
Preventive Medical Supervisor	-	33	33	-	-
Radiobiology	18	-	18	-	-

a/ Excludes Civilian Schools

Source: Personnel Statistics Division, Directorate of Statistical Services, Comptroller of the Air Force

TABLE 196 – SUMMARY – USAF PROFESSIONAL AND TECHNOLOGICAL TRAINING OF WAF OFFICERS BY AIR UNIVERSITY – FY 1951 THROUGH FY 1958

TYPE OF TRAINING BY COURSE	UNDER INSTRUCTION (BEGINNING OF PERIOD)	DURING PERIOD			UNDER INSTRUCTION (END OF PERIOD)
		Entries	Graduates	Losses	
	FISCAL YEAR SUMMARIES				
FY 1951 - TOTAL	43	389	351	4	77
AIR COMMAND AND STAFF SCHOOL - TOTAL	6	10	14	-	2
USAF INSTITUTE OF TECHNOLOGY - TOTAL	37	1	2	-	36
USAF SCHOOL OF AVIATION MEDICINE - TOTAL	-	378	335	4	39
FY 1952 - TOTAL	77	914	870	5	116
AIR COMMAND AND STAFF SCHOOL - TOTAL	2	30	25	-	7
USAF INSTITUTE OF TECHNOLOGY - TOTAL	36	49	34	-	51
USAF SCHOOL OF AVIATION MEDICINE - TOTAL	39	835	811	5	58
FY 1953 - TOTAL	116	1,170	1,150	22	114
AIR COMMAND AND STAFF SCHOOL - TOTAL	7	70	75	1	1
USAF INSTITUTE OF TECHNOLOGY - TOTAL	51	62	58	13	42
USAF SCHOOL OF AVIATION MEDICINE - TOTAL	58	1,038	1,017	8	71
FY 1954 - TOTAL	114	871	912	9	64
AIR COMMAND AND STAFF SCHOOL - TOTAL	1	65	65	-	1
USAF INSTITUTE OF TECHNOLOGY - TOTAL	42	28	43	5	22
USAF SCHOOL OF AVIATION MEDICINE - TOTAL	71	778	804	4	41
FY 1955 - TOTAL	64	477	461	10	70
AIR COMMAND AND STAFF SCHOOL - TOTAL	1	34	26	1	8
USAF INSTITUTE OF TECHNOLOGY - TOTAL	22	18	22	-	18
USAF SCHOOL OF AVIATION MEDICINE - TOTAL	41	425	413	9	44
FY 1956 - TOTAL	70	777	756	3	88
AIR COMMAND AND STAFF SCHOOL - TOTAL	8	43	46	-	5
USAF INSTITUTE OF TECHNOLOGY - TOTAL	18	26	17	2	25
USAF SCHOOL OF AVIATION MEDICINE - TOTAL	44	708	693	1	58
FY 1957 - TOTAL a/	88	833	863	7	51
AIR COMMAND AND STAFF SCHOOL - TOTAL	5	26	20	-	11
USAF INSTITUTE OF TECHNOLOGY - TOTAL	3	5	3	-	5
USAF SCHOOL OF AVIATION MEDICINE - TOTAL	80	802	840	7	35
FY 1958 - TOTAL					
AIR COMMAND AND STAFF SCHOOL - TOTAL					
USAF INSTITUTE OF TECHNOLOGY - TOTAL					
USAF SCHOOL OF AVIATION MEDICINE - TOTAL					
FY 1959 - TOTAL					
AIR COMMAND AND STAFF SCHOOL - TOTAL					
USAF INSTITUTE OF TECHNOLOGY - TOTAL					
USAF SCHOOL OF AVIATION MEDICINE - TOTAL					
FY 1960 - TOTAL					
AIR COMMAND AND STAFF SCHOOL - TOTAL					
USAF INSTITUTE OF TECHNOLOGY - TOTAL					
USAF SCHOOL OF AVIATION MEDICINE - TOTAL					
	FY 1958				
FY 1958 - TOTAL	51	633	518	11	155
AIR COMMAND AND STAFF SCHOOL - TOTAL	11	17	22	2	4
Academic Instructor	10	3	12	-	1
Command and Staff School	-	1	1	-	-
Squadron Officer School	1	12	8	2	3
Weapons Orientation	-	1	1	-	-
USAF INSTITUTE OF TECHNOLOGY - TOTAL	5	8	3	1	9
Business Administration	2	3	1	1	3
Education	1	1	1	-	1
Meteorology	1	4	1	-	4
Political and Social Science	1	-	-	-	1
USAF SCHOOL OF AVIATION MEDICINE - TOTAL	35	608	493	8	142
Civilian Hospitals	19	31	20	2	28
Clinical Laboratory	-	2	2	-	-
Flight Nurse	-	141	112	6	23
Medical Orientation, Basic	16	434	359	-	91

a/ Training in Civilian Hospitals was included in USAF School of Aviation Medicine data for the first time during FY 1957; prior to FY 1957 such data could not be broken out.

Source: Personnel Statistics Division, Directorate of Statistical Services, Comptroller of the Air Force

TABLE 197 – SUMMARY – USAF PROFESSIONAL AND TECHNOLOGICAL TRAINING OF WAF AIRMEN BY AIR UNIVERSITY – FY 1951 THROUGH FY 1958

TYPE OF TRAINING BY COURSE	UNDER INSTRUCTION (BEGINNING OF PERIOD)	DURING PERIOD			UNDER INSTRUCTION (END OF PERIOD)
		Entries	Graduates	Losses	
	FISCAL YEAR SUMMARIES				
FY 1951 - TOTAL	-	1	1	-	-
AIR COMMAND AND STAFF SCHOOL - TOTAL	-	1	1	-	-
FY 1952 - TOTAL	-	10	-	2	8
AIR COMMAND AND STAFF SCHOOL - TOTAL	-	-	-	-	-
USAF INSTITUTE OF TECHNOLOGY - TOTAL	-	3	-	1	2
USAF SCHOOL OF AVIATION MEDICINE - TOTAL	-	7	-	1	6
FY 1953 - TOTAL	8	20	20	3	5
AIR COMMAND AND STAFF SCHOOL - TOTAL	-	-	-	-	-
USAF INSTITUTE OF TECHNOLOGY - TOTAL	2	-	2	-	-
USAF SCHOOL OF AVIATION MEDICINE - TOTAL	6	20	18	3	5
FY 1954 - TOTAL	5	20	18	3	4
AIR COMMAND AND STAFF SCHOOL - TOTAL	-	1	1	-	-
USAF INSTITUTE OF TECHNOLOGY - TOTAL	-	2	2	-	-
USAF SCHOOL OF AVIATION MEDICINE - TOTAL	5	17	15	3	4
FY 1955 - TOTAL	4	34	11	5	22
AIR COMMAND AND STAFF SCHOOL - TOTAL	-	-	-	-	-
USAF INSTITUTE OF TECHNOLOGY - TOTAL	-	-	-	-	-
USAF SCHOOL OF AVIATION MEDICINE - TOTAL	4	34	11	5	22
FY 1956 - TOTAL	22	94	104	6	6
AIR COMMAND AND STAFF SCHOOL - TOTAL	-	-	-	-	-
USAF INSTITUTE OF TECHNOLOGY - TOTAL	-	-	-	-	-
USAF SCHOOL OF AVIATION MEDICINE - TOTAL	22	94	104	6	6
FY 1957 - TOTAL	6	86	60	10	22
AIR COMMAND AND STAFF SCHOOL - TOTAL	-	-	-	-	-
USAF INSTITUTE OF TECHNOLOGY - TOTAL	-	-	-	-	-
USAF SCHOOL OF AVIATION MEDICINE - TOTAL	6	86	60	10	22
FY 1958 - TOTAL					
AIR COMMAND AND STAFF SCHOOL - TOTAL					
USAF INSTITUTE OF TECHNOLOGY - TOTAL					
USAF SCHOOL OF AVIATION MEDICINE - TOTAL					
FY 1959 - TOTAL					
AIR COMMAND AND STAFF SCHOOL - TOTAL					
USAF INSTITUTE OF TECHNOLOGY - TOTAL					
USAF SCHOOL OF AVIATION MEDICINE - TOTAL					
	FY 1958				
FY 1958 - TOTAL	22	134	130	8	18
AIR COMMAND AND STAFF SCHOOL - TOTAL	-	2	2	-	-
Academic Instructor	-	2	2	-	-
USAF SCHOOL OF AVIATION MEDICINE - TOTAL	22	132	128	8	18
Chrome Cobalt Dental Prosthetics	-	1	1	-	-
Composite Denture Prosthetics	-	1	1	-	-
Dental Specialist, Apprentice	-	19	19	-	-
Dental Technician	-	1	-	-	1
Medical Administrative Specialist, App	-	17	10	-	7
Medical Administrative Supervisor	-	3	3	-	-
Medical Laboratory Specialist	4	10	5	3	6
Medical Laboratory Technician	-	3	2	-	1
Medical Services Specialist, Apprentice	17	68	79	3	3
Medical Services Technician	1	1	2	-	-
Pharmacy Specialist, Apprentice	-	2	-	2	-
Radiobiology	-	2	2	-	-
Radiology Specialist, Apprentice	-	4	4	-	-

Source: Personnel Statistics Division, Directorate of Statistical Services, Comptroller of the Air Force

TABLE 198 — SUMMARY — USAF PROFESSIONAL AND TECHNOLOGICAL TRAINING OF US ARMY OFFICERS BY AIR UNIVERSITY — FY 1951 THROUGH FY 1958

TYPE OF TRAINING BY COURSE	UNDER INSTRUCTION (BEGINNING OF PERIOD)	DURING PERIOD			UNDER INSTRUCTION (END OF PERIOD)
		Entries	Graduates	Losses	
	FISCAL YEAR SUMMARIES				
FY 1951 - TOTAL	11	82	62	-	31
AIR COMMAND AND STAFF SCHOOL - TOTAL	11	68	48	-	31
AIR WAR COLLEGE - TOTAL	-	13	13	-	-
USAF SCHOOL OF AVIATION MEDICINE - TOTAL	-	1	1	-	-
FY 1952 - TOTAL	31	91	108	1	13
AIR COMMAND AND STAFF SCHOOL - TOTAL	31	77	94	1	13
AIR WAR COLLEGE - TOTAL	-	13	13	-	-
USAF SCHOOL OF AVIATION MEDICINE - TOTAL	-	1	1	-	-
FY 1953 - TOTAL	13	86	90	2	7
AIR COMMAND AND STAFF SCHOOL - TOTAL	13	68	72	2	7
AIR WAR COLLEGE - TOTAL	-	13	13	-	-
USAF SCHOOL OF AVIATION MEDICINE - TOTAL	-	5	5	-	-
FY 1954 - TOTAL	7	57	64	-	1
AIR COMMAND AND STAFF SCHOOL - TOTAL	7	38	45	-	-
AIR WAR COLLEGE - TOTAL	-	12	12	-	-
USAF SCHOOL OF AVIATION MEDICINE - TOTAL	-	7	7	-	-
FY 1955 - TOTAL	-	63	56	-	7
AIR COMMAND AND STAFF SCHOOL - TOTAL	-	32	31	-	1
AIR WAR COLLEGE - TOTAL	-	10	10	-	-
USAF SCHOOL OF AVIATION MEDICINE - TOTAL	-	21	15	-	6
FY 1956 - TOTAL	7	144	151	-	-
AIR COMMAND AND STAFF SCHOOL - TOTAL	1	113	114	-	-
AIR WAR COLLEGE - TOTAL	-	10	10	-	-
USAF SCHOOL OF AVIATION MEDICINE - TOTAL	6	21	27	-	-
FY 1957 - TOTAL	-	118	116	-	2
AIR COMMAND AND STAFF SCHOOL - TOTAL	-	82	82	-	-
AIR WAR COLLEGE - TOTAL	-	10	10	-	-
USAF INSTITUTE OF TECHNOLOGY - TOTAL	-	4	2	-	2
USAF SCHOOL OF AVIATION MEDICINE - TOTAL	-	22	22	-	-
FY 1958 - TOTAL	2	50	49	1	2
AIR COMMAND AND STAFF SCHOOL - TOTAL	-	21	20	1	-
AIR WAR COLLEGE - TOTAL	-	10	10	-	-
USAF INSTITUTE OF TECHNOLOGY - TOTAL	2	2	2	-	2
USAF SCHOOL OF AVIATION MEDICINE - TOTAL	-	17	17	-	-
FY 1959 - TOTAL					
AIR COMMAND AND STAFF SCHOOL - TOTAL					
AIR WAR COLLEGE - TOTAL					
USAF INSTITUTE OF TECHNOLOGY - TOTAL					
USAF SCHOOL OF AVIATION MEDICINE - TOTAL					
FY 1960 - TOTAL					
AIR COMMAND AND STAFF SCHOOL - TOTAL					
AIR WAR COLLEGE - TOTAL					
USAF INSTITUTE OF TECHNOLOGY - TOTAL					
USAF SCHOOL OF AVIATION MEDICINE - TOTAL					

Source: Personnel Statistics Division, Directorate of Statistical Services, Comptroller of the Air Force

TABLE 199 — SUMMARY — USAF PROFESSIONAL AND TECHNOLOGICAL TRAINING OF US NAVY OFFICERS BY AIR UNIVERSITY — FY 1951 THROUGH FY 1958

TYPE OF TRAINING BY COURSE	UNDER INSTRUCTION (BEGINNING OF PERIOD)	DURING PERIOD			UNDER INSTRUCTION (END OF PERIOD)
		Entries	Graduates	Losses	
	FISCAL YEAR SUMMARIES				
FY 1951 - TOTAL	9	148	130	-	27
AIR COMMAND AND STAFF SCHOOL - TOTAL	9	63	57	-	15
AIR WAR COLLEGE - TOTAL	-	8	8	-	-
USAF INSTITUTE OF TECHNOLOGY - TOTAL	-	2	-	-	2
USAF SCHOOL OF AVIATION MEDICINE - TOTAL	-	75	65	-	10
FY 1952 - TOTAL	27	73	93	-	7
AIR COMMAND AND STAFF SCHOOL - TOTAL	15	40	49	-	6
AIR WAR COLLEGE - TOTAL	-	12	12	-	-
USAF INSTITUTE OF TECHNOLOGY - TOTAL	2	1	2	-	1
USAF SCHOOL OF AVIATION MEDICINE - TOTAL	10	20	30	-	-
FY 1953 - TOTAL	7	54	57	1	3
AIR COMMAND AND STAFF SCHOOL - TOTAL	6	39	42	1	2
AIR WAR COLLEGE - TOTAL	-	14	14	-	-
USAF INSTITUTE OF TECHNOLOGY - TOTAL	1	1	1	-	1
USAF SCHOOL OF AVIATION MEDICINE - TOTAL	-	-	-	-	-
FY 1954 - TOTAL	3	37	39	1	-
AIR COMMAND AND STAFF SCHOOL - TOTAL	2	27	29	-	-
AIR WAR COLLEGE - TOTAL	-	10	10	-	-
USAF INSTITUTE OF TECHNOLOGY - TOTAL	1	-	-	1	-
USAF SCHOOL OF AVIATION MEDICINE - TOTAL	-	-	-	-	-
FY 1955 - TOTAL	-	22	22	-	-
AIR COMMAND AND STAFF SCHOOL - TOTAL	-	12	12	-	-
AIR WAR COLLEGE - TOTAL	-	10	10	-	-
USAF INSTITUTE OF TECHNOLOGY - TOTAL	-	-	-	-	-
USAF SCHOOL OF AVIATION MEDICINE - TOTAL	-	-	-	-	-
FY 1956 - TOTAL	-	39	36	3	-
AIR COMMAND AND STAFF SCHOOL - TOTAL	-	29	26	3	-
AIR WAR COLLEGE - TOTAL	-	10	10	-	-
USAF INSTITUTE OF TECHNOLOGY - TOTAL	-	-	-	-	-
USAF SCHOOL OF AVIATION MEDICINE - TOTAL	-	-	-	-	-
FY 1957 - TOTAL	-	37	33	1	3
AIR COMMAND AND STAFF SCHOOL - TOTAL	-	23	23	-	-
AIR WAR COLLEGE - TOTAL	-	10	9	1	-
USAF INSTITUTE OF TECHNOLOGY - TOTAL	-	4	1	-	3
USAF SCHOOL OF AVIATION MEDICINE - TOTAL	-	-	-	-	-
FY 1958 - TOTAL	3	38	38	-	3
AIR COMMAND AND STAFF SCHOOL - TOTAL	-	25	25	-	-
AIR WAR COLLEGE - TOTAL	-	10	10	-	-
USAF INSTITUTE OF TECHNOLOGY - TOTAL	3	2	2	-	3
USAF SCHOOL OF AVIATION MEDICINE - TOTAL	-	1	1	-	-
FY 1959 - TOTAL					
AIR COMMAND AND STAFF SCHOOL - TOTAL					
AIR WAR COLLEGE - TOTAL					
USAF INSTITUTE OF TECHNOLOGY - TOTAL					
USAF SCHOOL OF AVIATION MEDICINE - TOTAL					
FY 1960 - TOTAL					
AIR COMMAND AND STAFF SCHOOL - TOTAL					
AIR WAR COLLEGE - TOTAL					
USAF INSTITUTE OF TECHNOLOGY - TOTAL					
USAF SCHOOL OF AVIATION MEDICINE - TOTAL					

Source: Personnel Statistics Division, Directorate of Statistical Services, Comptroller of the Air Force

TABLE 200 — SUMMARY — TECHNICAL TRAINING OF USAF CIVILIAN PERSONNEL BY AIR TRAINING COMMAND — FY 1951 THROUGH FY 1958

FISCAL YEAR	UNDER INSTRUCTION (BEGINNING OF PERIOD)	DURING PERIOD			UNDER INSTRUCTION (END OF PERIOD)
		Entries	Graduates	Losses	
	FISCAL YEAR SUMMARIES				
FY 1951 - TOTAL.	39	1,233	1,022	45	205
FY 1952 - TOTAL.	205	1,387	1,411	54	127
FY 1953 - TOTAL.	127	1,431	1,293	37	228
FY 1954 - TOTAL.	228	1,967	1,898	130	167
FY 1955 - TOTAL.	167	2,902	2,541	72	456
FY 1956 - TOTAL.	456	3,770	3,705	84	437
FY 1957 - TOTAL.	437	3,579	3,630	102	284
FY 1958 - TOTAL.	284	2,671	2,585	98	272
FY 1959 - TOTAL.					
FY 1960 - TOTAL.					

Source: Personnel Statistics Division, Directorate of Statistical Services, Comptroller of the Air Force

TABLE 201 – SUMMARY – USAF PROFESSIONAL AND TECHNOLOGICAL TRAINING OF FOREIGN NATIONALS BY AIR UNIVERSITY – FY 1951 THROUGH FY 1958

TYPE OF TRAINING BY COURSE	UNDER INSTRUCTION (BEGINNING OF PERIOD)	DURING PERIOD			UNDER INSTRUCTION (END OF PERIOD)
		Entries	Graduates	Losses	
	FISCAL YEAR SUMMARIES				
FY 1951 - TOTAL	18	107	84	-	41
OFFICER - TOTAL	18	107	84	-	41
AIR COMMAND AND STAFF SCHOOL - TOTAL	12	84	58	-	38
AIR WAR COLLEGE - TOTAL	-	3	3	-	-
USAF INSTITUTE OF TECHNOLOGY - TOTAL	3	3	3	-	3
USAF SCHOOL OF AVIATION MEDICINE-TOTAL	3	17	20	-	-
FY 1952 - TOTAL	41	145	171	-	15
OFFICER - TOTAL	41	141	167	-	15
AIR COMMAND AND STAFF SCHOOL - TOTAL	38	110	137	-	11
AIR WAR COLLEGE - TOTAL	-	2	2	-	-
USAF INSTITUTE OF TECHNOLOGY - TOTAL	3	8	9	-	2
USAF SCHOOL OF AVIATION MEDICINE-TOTAL	-	21	19	-	2
AIRMAN - TOTAL	-	4	4	-	-
USAF SCHOOL OF AVIATION MEDICINE-TOTAL	-	4	4	-	-
FY 1953 - TOTAL	15	207	206	1	15
OFFICER - TOTAL	15	205	206	1	13
AIR COMMAND AND STAFF SCHOOL - TOTAL	11	150	157	-	4
AIR WAR COLLEGE - TOTAL	-	4	4	-	-
USAF INSTITUTE OF TECHNOLOGY - TOTAL	2	20	17	1	4
USAF SCHOOL OF AVIATION MEDICINE-TOTAL	2	31	28	-	5
AIRMAN - TOTAL	-	2	-	-	2
USAF SCHOOL OF AVIATION MEDICINE-TOTAL	-	2	-	-	2
FY 1954 - TOTAL	15	216	197	-	34
OFFICER - TOTAL	13	214	195	-	32
AIR COMMAND AND STAFF SCHOOL - TOTAL	4	162	142	-	24
AIR WAR COLLEGE - TOTAL	-	5	5	-	-
USAF INSTITUTE OF TECHNOLOGY - TOTAL	4	12	15	-	1
USAF SCHOOL OF AVIATION MEDICINE-TOTAL	5	35	33	-	7
AIRMAN - TOTAL	2	2	2	-	2
USAF SCHOOL OF AVIATION MEDICINE-TOTAL	2	2	2	-	2
FY 1955 - TOTAL	34	128	127	1	34
OFFICER - TOTAL	32	128	125	1	34
AIR COMMAND AND STAFF SCHOOL - TOTAL	24	90	93	-	21
AIR WAR COLLEGE - TOTAL	-	5	5	-	-
USAF INSTITUTE OF TECHNOLOGY - TOTAL	1	10	9	1	1
USAF SCHOOL OF AVIATION MEDICINE-TOTAL	7	23	18	-	12
AIRMAN - TOTAL	2	-	2	-	-
USAF SCHOOL OF AVIATION MEDICINE-TOTAL	2	-	2	-	-
FY 1956 - TOTAL	34	230	223	2	39
OFFICER - TOTAL	34	224	217	2	39
AIR COMMAND AND STAFF SCHOOL - TOTAL	21	138	126	-	33
AIR WAR COLLEGE - TOTAL	-	5	4	1	-
USAF INSTITUTE OF TECHNOLOGY - TOTAL	1	15	13	-	3
USAF SCHOOL OF AVIATION MEDICINE-TOTAL	12	66	74	1	3
AIRMAN - TOTAL	-	6	6	-	-
USAF SCHOOL OF AVIATION MEDICINE-TOTAL	-	6	6	-	-
FY 1957 - TOTAL	39	197	207	1	28
OFFICER - TOTAL	36	193	200	1	28
AIR COMMAND AND STAFF SCHOOL - TOTAL	33	120	131	-	22
AIR WAR COLLEGE - TOTAL	-	4	4	-	-
USAF INSTITUTE OF TECHNOLOGY - TOTAL	3	8	6	1	4
USAF SCHOOL OF AVIATION MEDICINE-TOTAL	3	61	62	-	2
AIRMAN - TOTAL	-	4	4	-	-
USAF SCHOOL OF AVIATION MEDICINE-TOTAL	-	4	4	-	-

TABLE 201 — SUMMARY — USAF PROFESSIONAL AND TECHNOLOGICAL TRAINING OF FOREIGN NATIONALS BY AIR UNIVERSITY — FY 1951 THROUGH FY 1958 (CONTINUED)

TYPE OF TRAINING BY COURSE	UNDER INSTRUCTION (BEGINNING OF PERIOD)	DURING PERIOD			UNDER INSTRUCTION (END OF PERIOD)
		Entries	Graduates	Losses	
	FISCAL YEAR SUMMARIES - (CONTINUED)				
FY 1958 - TOTAL	28	233	233	7	21
OFFICER - TOTAL	28	233	233	7	21
AIR COMMAND AND STAFF SCHOOL - TOTAL	22	129	132	5	14
AIR WAR COLLEGE - TOTAL	-	5	5	-	-
USAF INSTITUTE OF TECHNOLOGY - TOTAL	4	28	26	1	5
USAF SCHOOL OF AVIATION MEDICINE-TOTAL	2	71	70	1	2
AIRMAN - TOTAL	-	-	-	-	-
USAF SCHOOL OF AVIATION MEDICINE-TOTAL	-	-	-	-	-
FY 1959 - TOTAL					
OFFICER - TOTAL					
AIR COMMAND AND STAFF SCHOOL - TOTAL					
AIR WAR COLLEGE - TOTAL					
USAF INSTITUTE OF TECHNOLOGY - TOTAL					
USAF SCHOOL OF AVIATION MEDICINE-TOTAL					
AIRMAN - TOTAL					
USAF SCHOOL OF AVIATION MEDICINE-TOTAL					
FY 1960 - TOTAL					
OFFICER - TOTAL					
AIR COMMAND AND STAFF SCHOOL - TOTAL					
AIR WAR COLLEGE - TOTAL					
USAF INSTITUTE OF TECHNOLOGY - TOTAL					
USAF SCHOOL OF AVIATION MEDICINE-TOTAL					
AIRMAN - TOTAL					
USAF SCHOOL OF AVIATION MEDICINE-TOTAL					

Source: Personnel Statistics Division, Directorate of Statistical Services, Comptroller of the Air Force

TABLE 202 — SUMMARY — TECHNICAL TRAINING OF FOREIGN NATIONALS BY AIR TRAINING COMMAND — FY 1951 THROUGH FY 1958

TYPE OF PERSONNEL	UNDER INSTRUCTION (BEGINNING OF PERIOD)	DURING PERIOD			UNDER INSTRUCTION (END OF PERIOD)
		Entries	Graduates	Losses	
	FISCAL YEAR SUMMARIES				
FY 1951 - TOTAL	221	1,155	822	10	544
OFFICER - TOTAL	68	356	228	4	192
AIRMAN - TOTAL	153	799	594	6	352
FY 1952 - TOTAL	544	2,274	2,045	65	708
OFFICER - TOTAL	192	572	486	7	271
AIRMAN - TOTAL	352	1,702	1,559	58	437
FY 1953 - TOTAL	708	3,060	2,976	74	718
OFFICER - TOTAL	271	787	828	11	219
AIRMAN - TOTAL	437	2,273	2,148	63	499
FY 1954 - TOTAL	718	1,709	1,991	97	339
OFFICER - TOTAL	219	514	574	19	140
AIRMAN - TOTAL	499	1,195	1,417	78	199
FY 1955 - TOTAL	339	2,147	1,709	147	630
OFFICER - TOTAL	140	765	591	34	280
AIRMAN - TOTAL	199	1,382	1,118	113	350
FY 1956 - TOTAL	630	2,308	2,315	33	590
OFFICER - TOTAL	280	907	900	12	275
AIRMAN - TOTAL	350	1,401	1,415	21	315
FY 1957 - TOTAL	590	1,585	1,589	38	548
OFFICER - TOTAL	275	671	694	21	231
AIRMAN - TOTAL	315	914	895	17	317
FY 1958 - TOTAL					
OFFICER - TOTAL					
AIRMAN - TOTAL					
FY 1959 - TOTAL					
OFFICER - TOTAL					
AIRMAN - TOTAL					
FY 1960 - TOTAL					
OFFICER - TOTAL					
AIRMAN - TOTAL					
	FY 1958				
FY 1958 - TOTAL	548	1,486	1,486	61	487
OFFICER - TOTAL	231	583	589	14	211
AIRMAN - TOTAL	317	903	897	47	276
FIRST QUARTER - TOTAL	548	409	438	26	493
Officer	231	133	184	9	171
Airman	317	276	254	17	322
SECOND QUARTER - TOTAL	493	197	293	23	374
Officer	171	84	128	1	126
Airman	322	113	165	22	248
THIRD QUARTER - TOTAL	374	479	410	5	438
Officer	126	186	119	4	189
Airman	248	293	291	1	249
FOURTH QUARTER - TOTAL	438	401	345	7	487
Officer	189	180	158	-	211
Airman	249	221	187	7	276

Source: Personnel Statistics Division, Directorate of Statistical Services, Comptroller of the Air Force

TABLE 203 – SUMMARY – TRAINING OF USAF PERSONNEL IN OTHER MILITARY SCHOOLS – FY 1951 THROUGH FY 1958

TYPE OF TRAINING	UNDER INSTRUCTION (BEGINNING OF PERIOD)	DURING PERIOD			UNDER INSTRUCTION (END OF PERIOD)
		Entries	Graduates	Losses	
	FISCAL YEAR SUMMARIES				
FY 1951 - TOTAL	55	174	94	4	131
FY 1952 - TOTAL	131	202	246	4	83
FY 1953 - TOTAL	83	323	306	2	98
FY 1954 - TOTAL	98	334	325	1	106
FY 1955 - TOTAL	106	209	190	-	125
FY 1956 - TOTAL	125	193	161	10	147
FY 1957 - TOTAL	147	219	325	41	-
FY 1958 - TOTAL					
FY 1959 - TOTAL					
FY 1960 - TOTAL					
	FY 1958				
FY 1958 - TOTAL	-	201	199	2	-
Armed Forces Staff College	-	129	129	-	-
Industrial College of Armed Forces	-	38	38	-	-
National War College	-	34	32	2	-
FIRST QUARTER - TOTAL	-	136	-	-	136
Armed Forces Staff College	-	65	-	-	65
Industrial College of Armed Forces	-	38	-	-	38
National War College	-	33	-	-	33
SECOND QUARTER - TOTAL	136	1	1	-	136
Armed Forces Staff College	65	-	-	-	65
Industrial College of Armed Forces	38	-	-	-	38
National War College	33	1	1	-	33
THIRD QUARTER - TOTAL	136	64	65	-	135
Armed Forces Staff College	65	64	65	-	64
Industrial College of Armed Forces	38	-	-	-	38
National War College	33	-	-	-	33
FOURTH QUARTER - TOTAL	135	-	133	2	-
Armed Forces Staff School	64	-	64	-	-
Industrial College of Armed Forces	38	-	38	-	-
National War College	33	-	31	2	-

Source: Personnel Statistics Division, Directorate of Statistical Services, Comptroller of the Air Force

TABLE 204 – SUMMARY – TRAINING OF USAF OFFICERS IN US ARMY SCHOOLS – FY 1951 THROUGH FY 1958

TYPE OF TRAINING	UNDER INSTRUCTION (BEGINNING OF PERIOD)	DURING PERIOD			UNDER INSTRUCTION (END OF PERIOD)
		Entries	Graduates	Losses	
	FISCAL YEAR SUMMARIES				
FY 1951 - TOTAL	371	1,117	1,059	41	388
FY 1952 - TOTAL	388	2,194	2,289	85	208
FY 1953 - TOTAL	208	1,274	1,278	55	149
FY 1954 - TOTAL	149	602	636	61	54
FY 1955 - TOTAL	54	659	596	60	57
FY 1956 - TOTAL	57	489	422	44	80
FY 1957 - TOTAL	80	342	369	19	34
FY 1958 - TOTAL					
FY 1959 - TOTAL					
FY 1960 - TOTAL					
	FY 1958				
FY 1958 - TOTAL	34	417	407	8	36
Area Intelligence	-	1	-	1	-
Army Language	9	9	9	2	7
Army War College	-	4	4	-	-
Atomic Weapons	-	92	92	-	-
Attache School	9	54	56	2	5
Chemical Corp	-	5	4	1	-
Command and General Staff College	-	11	11	-	-
Command Management	-	1	1	-	-
Dentistry, Advanced	-	9	9	-	-
Industrial Security Orientation	-	24	24	-	-
Infantry	-	19	14	-	5
Joint Military Packaging	-	9	9	-	-
Judge Advocate General School	-	8	8	-	-
Medical Field Service School	-	4	-	-	4
Medical Service Graduate School	7	46	41	2	10
Personnel Security	-	2	2	-	-
Provost Marshal General Staff	-	2	2	-	-
Public Information	-	21	21	-	-
Quartermaster	-	6	6	-	-
Signal	4	-	4	-	-
Special Warfare	-	16	16	-	-
Strategic Intelligence	5	71	71	-	5
Transportation	-	3	3	-	-

Source: Personnel Statistics Division, Directorate of Statistical Services, Comptroller of the Air Force

505282 O - 59 - 27

TABLE 205 — SUMMARY — TRAINING OF AIRMEN IN US ARMY SCHOOLS — FY 1951 THROUGH FY 1958

TYPE OF TRAINING	UNDER INSTRUCTION (BEGINNING OF PERIOD)	DURING PERIOD			UNDER INSTRUCTION (END OF PERIOD)
		Entries	Graduates	Losses	
	FISCAL YEAR SUMMARIES				
FY 1951 - TOTAL	7,090	15,632	16,634	1,829	4,259
FY 1952 - TOTAL	4,259	32,932	28,433	3,704	5,054
FY 1953 - TOTAL	5,054	7,799	11,256	1,017	580
FY 1954 - TOTAL	580	4,121	3,307	818	576
FY 1955 - TOTAL	576	3,767	2,963	771	609
FY 1956 - TOTAL	609	3,646	2,878	745	632
FY 1957 - TOTAL	632	2,619	2,367	553	331
FY 1958 - TOTAL					
FY 1959 - TOTAL					
FY 1960 - TOTAL					
	FY 1958				
FY 1958 - TOTAL	331	1,551	1,379	163	340
Adjutant General School	-	4	3	1	-
Army Language School	155	445	323	60	217
Attache School	-	100	93	2	5
Cryptographic Security	-	16	16	-	-
Engineer School	68	381	324	42	83
Engineer Specialist	-	35	32	-	3
Infantry School	-	57	49	6	2
Joint Military Packaging	-	16	16	-	-
Medical Field Service School	18	303	281	29	11
Provost Marshal General School	-	7	7	-	-
Public Information	-	46	43	3	-
Quartermaster School	56	97	126	9	18
Signal School	34	42	64	11	1
Transportation	-	2	2	-	-

Source: Personnel Statistics Division, Directorate of Statistical Services, Comptroller of the Air Force

TABLE 206 — SUMMARY — TRAINING OF USAF OFFICERS IN US NAVY SCHOOLS — FY 1951 THROUGH FY 1958

TYPE OF TRAINING	UNDER INSTRUCTION (BEGINNING OF PERIOD)	DURING PERIOD			UNDER INSTRUCTION (END OF PERIOD)
		Entries	Graduates	Losses	
	FISCAL YEAR SUMMARIES				
FY 1951 - TOTAL	17	361	364	1	13
EDUCATIONAL TRAINING - TOTAL	6	16	22	-	-
TECHNICAL TRAINING - TOTAL	11	345	342	1	13
FY 1952 - TOTAL	13	313	300	3	23
EDUCATIONAL TRAINING - TOTAL	-	25	17	2	6
TECHNICAL TRAINING - TOTAL	13	288	283	1	17
FY 1953 - TOTAL	23	244	245	6	16
EDUCATIONAL TRAINING - TOTAL	6	29	32	1	2
TECHNICAL TRAINING - TOTAL	17	215	213	5	14
FY 1954 - TOTAL	16	224	222	5	13
EDUCATIONAL TRAINING - TOTAL	2	19	19	-	2
TECHNICAL TRAINING - TOTAL	14	205	203	5	11
FY 1955 - TOTAL	13	314	202	6	119
EDUCATIONAL TRAINING - TOTAL	2	80	-	-	82
TECHNICAL TRAINING - TOTAL	11	234	202	6	37
FY 1956 - TOTAL	119	410	493	16	20
EDUCATIONAL TRAINING - TOTAL	82	140	218	-	4
TECHNICAL TRAINING - TOTAL	37	270	275	16	16
FY 1957 - TOTAL	20	436	433	7	16
EDUCATIONAL TRAINING - TOTAL	4	142	144	-	2
TECHNICAL TRAINING - TOTAL	16	294	289	7	14
FY 1958 - TOTAL					
EDUCATIONAL TRAINING - TOTAL					
TECHNICAL TRAINING - TOTAL					
FY 1959 - TOTAL					
EDUCATIONAL TRAINING - TOTAL					
TECHNICAL TRAINING - TOTAL					
FY 1960 - TOTAL					
EDUCATIONAL TRAINING - TOTAL					
TECHNICAL TRAINING - TOTAL					
	FY 1958				
FY 1958 - TOTAL	16	187	181	4	18
EDUCATIONAL TRAINING - TOTAL	2	13	11	-	4
Naval Postgraduate School	2	3	1	-	4
Naval War College	-	10	10	-	-
TECHNICAL TRAINING - TOTAL	14	174	170	4	14
ADR and OR	1	1	2	-	-
Atomic Defense	3	8	11	-	-
Atomic Weapons	-	5	5	-	-
Biological and Chemical Warfare	-	5	5	-	-
Fleet Training Center-Short Courses	-	8	8	-	-
Guided Missile Orientation	-	1	1	-	-
Land Force Training Unit	-	6	6	-	-
Land Ordnance	7	29	29	1	6
Land Ordnance Refresher	-	8	8	-	-
Marine	-	2	-	-	2
Naval Amphibian Training Unit	-	5	5	-	-
Naval Damage Control School	-	18	16	-	2
Naval Intelligence	1	5	4	1	1
Nuclear Warfare	-	1	1	-	-
Short Courses	-	30	30	-	-
Weapons Disposal	2	33	31	1	3
Weapons Disposal Refresher	-	7	6	1	-
Weapons Orientation	-	2	2	-	-

Source: Personnel Statistics Division, Directorate of Statistical Services, Comptroller of the Air Force

TABLE 207 — SUMMARY — TRAINING OF AIRMEN IN US NAVY SCHOOLS — FY 1951 THROUGH FY 1958

TYPE OF TRAINING	UNDER INSTRUCTION (BEGINNING OF PERIOD)	DURING PERIOD			UNDER INSTRUCTION (END OF PERIOD)
		Entries	Graduates	Losses	
	FISCAL YEAR SUMMARIES				
FY 1951 - TOTAL	60	696	534	42	180
EDUCATIONAL TRAINING - TOTAL	-	36	-	12	24
TECHNICAL TRAINING - TOTAL	60	660	534	30	156
FY 1952 - TOTAL	180	1,976	1,632	173	351
EDUCATIONAL TRAINING - TOTAL	24	57	44	37	-
TECHNICAL TRAINING - TOTAL	156	1,919	1,588	136	351
FY 1953 - TOTAL	351	821	788	326	58
EDUCATIONAL TRAINING - TOTAL	-	18	6	12	-
TECHNICAL TRAINING - TOTAL	351	803	782	314	58
FY 1954 - TOTAL	58	514	463	79	30
EDUCATIONAL TRAINING - TOTAL	-	15	4	11	-
TECHNICAL TRAINING - TOTAL	58	499	459	68	30
FY 1955 - TOTAL	30	505	437	46	52
EDUCATIONAL TRAINING - TOTAL	-	12	6	6	-
TECHNICAL TRAINING - TOTAL	30	493	431	40	52
FY 1956 - TOTAL	52	583	521	42	72
EDUCATIONAL TRAINING - TOTAL	-	22	21	1	-
TECHNICAL TRAINING - TOTAL	52	561	500	41	72
FY 1957 - TOTAL	72	648	641	50	29
EDUCATIONAL TRAINING - TOTAL	-	30	8	21	1
TECHNICAL TRAINING - TOTAL	72	618	633	29	28
FY 1958 - TOTAL					
EDUCATIONAL TRAINING - TOTAL					
TECHNICAL TRAINING - TOTAL					
FY 1959 - TOTAL					
EDUCATIONAL TRAINING - TOTAL					
TECHNICAL TRAINING - TOTAL					
FY 1960 - TOTAL					
EDUCATIONAL TRAINING - TOTAL					
TECHNICAL TRAINING - TOTAL					
	FY 1958				
FY 1958 - TOTAL	29	782	626	105	80
EDUCATIONAL TRAINING - TOTAL	1	100	30	71	-
US Naval Preparatory School	1	100	30	71	-
TECHNICAL TRAINING - TOTAL	28	682	596	34	80
Atomic Weapons	-	77	77	-	-
Firefighting	-	29	29	-	-
Fleet Training Center	-	67	67	-	-
Instructor "C"	-	31	29	-	2
Land Ordnance	12	127	86	16	37
Land Ordnance Refresher	2	46	45	2	1
Marine	-	2	-	-	2
Motion Picture Operator "C"	-	6	6	-	-
Naval Damage Control School	-	39	38	-	1
Naval Intelligence	2	9	5	2	4
Naval Justice	-	59	50	1	8
Radiac Instrument Maintenance	-	2	2	-	-
Shipbuilding and Storage	-	1	1	-	-
Short Courses	-	44	44	-	-
Teletype Maintenance "C"	1	5	5	1	-
Weapons Disposal	11	106	90	6	21
Weapons Disposal Refresher	-	32	22	6	4

Source: Personnel Statistics Division, Directorate of Statistical Services, Comptroller of the Air Force

Military Personnel Sample Surveys

PART XVIII

MILITARY PERSONNEL SAMPLE SURVEYS

INTRODUCTION

Data in this part are derived from the U. S. Air Force Personnel Report - Characteristics and Attitudes from Sample Surveys (SS-PS-1d, Statistical Compendium), which is prepared periodically and released as part of the SS-PS-1 series of personnel statistics reports.

This report is designed to meet those needs for statistical information that can be provided most economically and most readily by means of a probability sample. Data in this part are from sample surveys conducted during fiscal year 1958.

The sample surveys are designed to include 10.0 per cent of the officers and 5.0 per cent of the airmen strength. The actual survey response for officers and airmen are provided on pages preceding each section.

Validity of question items is determined by pre-testing in the the field. Response error is evaluated and controlled by means of quality check procedure.

Measures of sampling variability are presented on page 402. Definitions of terms used can be found in the table of definitions on pages 237 thru 241.

SAMPLING VARIABILITY

The reliability of an estimated percentage depends upon both the size of the percentage and the size of the total on which it is based. The following tables provide the approximate sampling variability of estimated percentages, based on population totals of selected sizes.

If the estimated percentage is 2 or 98, 5 or 95, etc., (as indicated on the left index of the table), and the total (base figure) is 300, 500, etc., (as indicated on the top index of the table), then the chances are approximately 19 out of 20 that the difference (in percentage points), due to the sampling variability, between the estimated percentage and the percentage which would be available if all individuals had been interviewed, is less than:

OFFICERS (8.6% Sample)

ESTIMATED PERCENTAGE / BASE FIGURE	300	500	2,000	5,000	7,500	10,000	20,000	40,000	50,000	100,000	127,404
2 or 98	5.4	4.2	2.1	1.7	1.1	0.9	0.7	0.5	0.4	0.3	0.3
5 or 95	8.5	6.6	3.3	2.7	1.7	1.5	1.0	0.7	0.6	0.5	0.4
10 or 90	11.7	9.1	4.5	3.7	2.3	2.0	1.4	1.3	0.9	0.6	0.6
25 or 75	16.9	13.1	6.5	5.3	3.4	2.9	2.1	1.8	1.3	0.9	0.8
50	19.5	15.1	6.9	6.2	3.9	3.4	2.4	2.1	1.5	1.1	0.9

AIRMEN (4.0% Sample)

ESTIMATED PERCENTAGE / BASE FIGURE	1,000	2,500	5,000	7,500	10,000	25,000	50,000	100,000	250,000	400,000	736,442
2 or 98	4.3	2.7	1.9	1.5	1.4	0.9	0.6	0.4	0.3	0.2	0.2
5 or 95	6.8	4.3	3.0	2.5	2.1	1.4	1.0	0.7	0.4	0.3	0.2
10 or 90	9.3	5.9	4.2	3.4	2.9	1.9	1.3	0.9	0.6	0.5	0.3
25 or 75	13.4	8.5	6.0	4.9	4.2	2.7	1.9	1.3	0.8	0.7	0.5
50	15.5	9.8	6.9	5.7	4.9	3.1	2.2	1.5	1.0	0.8	0.6

EXAMPLE

To illustrate 90.5 per cent of the Airmen Basic (20,530) do not receive Quarters Allowance because government quarters are provided. The sampling variability is 1.9 per cent and the chances are about 19 out of 20 that the percentage obtained by a 100 per cent survey would be between 88.6 and 92.4 per cent.

MILITARY PERSONNEL SAMPLE SURVEYS

OFFICERS – 31 OCT 1957

DATA ON OFFICERS ARE BASED ON A 8.9 PER CENT SAMPLE TAKEN FROM THE USAF OFFICER STRENGTH (EXCLUDING GENERAL OFFICERS) OF 138,002 AS OF 31 OCT 1957.

SAMPLE SURVEY COMMENTARY

OFFICERS – 31 OCT 1957

USAF REGULAR OFFICERS BY GRADE IN WHICH SERVING AND AIR FORCE CAREER PLANS. - So few Air Force Regular Commissioned officers indicate that they do not plan an Air Force career that the Sample Survey for the negative columns has too few observations to warrant distribution by selected characteristics and attitudes.

Educational Level: Regular Second Lieutenants have the highest level of education since most of them are graduates of the service academies. While 88 per cent have baccalaureate degrees, none hold graduate degrees. Regular Colonels rank next with 44 per cent having baccalaureate degrees and 28 per cent more holding graduate degrees.

Source of Commission: Aviation Cadet training is the source of commission for most of the officers above grade of Lieutenant. In the Lieutenant grades, 36 per cent of the officers are graduates of the Academies. Nearly one-third of the Academy graduates are undecided about making the Air Force a career. Of the Regular Lieutenants who are undecided about an Air Force career, 66 per cent are Academy graduates.

Rating and Flying Status: Regular officers not on flying status are most likely to be undecided about an Air Force career.

Persons Most Influential In Making Up Mind About Staying In Or Leaving The Air Force: The wife (or girl friend) has the most influence on a Regular officer's decision to stay in the Air Force, while his friends in the military service and associates on the job vie for second place as most influential. For those who are undecided about an Air Force career, the same influences are evident but to a lesser degree and the officer indicates he is working out his own problems rather than being influenced by others. Family feeling about an Air Force career is generally favorable where the officer plans to stay in, but family dislike for an Air Force career is very evident when the officer is undecided about remaining on active duty.

Active Duty Preferences As Of Today: About half of the Regular officers who are undecided in their Air Force career plans would prefer to remain on active duty if they have to make a choice as of 31 October 1957. The other half are undecided.

Total Federal Military Service: Over half of the Regular Colonels entered on active duty between 1941 and 1945, as did 75 per cent of the Lt Colonels, and nearly 80 per cent of the Majors. Most of the Regular Captains entered military service during the Korean Air War. Nearly all the Regular First Lieutenants have less than seven years service and the Second Lieutenants less than three years.

Duty Occupational Area: Only in the occupational area of "Research and Development" is the percentage of officers who are undecided about staying in the Air Force in excess of their areas percentage of assigned strength. This occurs in all grades. Nearly eight per cent of all officers are in Research and Development occupational area, while 15 per cent of the officers who are undecided about an Air Force career are in the Research and Development Occupational area.

USAF CAREER RESERVE OFFICERS BY GRADE IN WHICH SERVING AND AIR FORCE CAREER PLANS. - More than 95 per cent of the Career Reserve officers in grade of Captain and above intend an Air Force Career. So few of these officers indicate that they are undecided or do not plan an Air Force career that no distribution by characteristics and attitudes are possible in most cases. But in the grade of First Lieutenant, 25 per cent are undecided or plan to separate as are 36 per cent of the Second Lieutenants.

Educational Level: Educational level is highest for Colonels. In the Lieutenant grades, 44 per cent have bachelor degrees or better. Officers having college degree drop to 25 per cent for Captains, then increase

SAMPLE SURVEY COMMENTARY (CONTINUED)

OFFICERS — 31 OCT 1957

by grade to 52 per cent for Colonels. About 38 per cent of the Career Reserve Lieutenants having college degrees are undecided about an Air Force career or plan to separate.

Source of Commission: The Reserve Officer Training Corps is the source of commission for:

40 per cent of the Second Lieutenants
33 per cent of the First Lieutenants
5 per cent of the Captains
3 per cent of the Majors
14 per cent of the Lieutenant Colonels, and
19 per cent of the Colonels

Aviation Cadet training and Officer Candidate School and Direct Appointments share the balance of the source of commission about equally in grade of Major and above, but in Captain grade and lower, Aviation Cadet training commissions predominate. Of the ROTC commissioned Career Reserve officers, 52 per cent of the Second Lieutenants, 61 per cent of the First Lieutenants, and 89 per cent of the Captains plan an Air Force career. Of the officers who received commissions other than through the ROTC, 62 per cent of the Second Lieutenants, 79 per cent of the First Lieutenants, and 95 per cent of the Captains plan an Air Force career.

Rating and Flying Status: Only 22 per cent of the Career Reserve Lieutenants are not rated and/or on flying status. There is no indication that being on or off flying status affects their Air Force career intent. In grade of Career Reserve Captain, a greater percentage of those planning to separate are not on flying status, but only one per cent have negative Air Force career plans and four per cent are undecided.

Persons Influential In Making Up Mind About Staying In Or Leaving The Air Force: As with Regular officers the persons most influential with Career Reserve Officers are, in order, his wife, his friends in the military service, and his associates on the job. When an officer is undecided about an Air Force career or planning to separate, his wife is most influential, but he is more likely not to be influenced by an individual. The influence of the family's feeling about making the Air Force a career is indicated percentagewise below:

GRADE	FAMILY LIKES AF CAREER PLAN		OFFICERS PLANNING AN AF CAREER	
	Regular	Career Reserve	Regular	Career Reserve
Colonel	78	81	92	95
Lieutenant Colonel	77	83	95	96
Major	73	78	94	97
Captain	73	78	86	95
First Lieutenant	70	69	81	75

In Second Lieutenant grade only half the officers are married and "family" becomes "parents" who are usually "Neutral".

Active Duty Preferences As Of Today: Most Career Reserve officers in grade of Captain and lower who do not plan an Air Force career would prefer separating immediately. Most of those who are undecided about an Air Force career are undecided about immediate separation as well.

SAMPLE SURVEY COMMENTARY (CONTINUED)

OFFICERS — 31 OCT 1957

Total Federal Military Service: Fifty-five per cent of the Career Reserve Colonels, 75 per cent of the Lieutenant Colonels, 92 per cent of the Majors, and 59 per cent of the Captains entered on active duty between 1941 and 1945. About 70 per cent of the First Lieutenants entered military service during the Korean conflict and 99 per cent of the Second Lieutenants have less than three years total Federal military service.

Duty Occupational Area: The majority of the Career Reserve officers in company grade are in Combat and Operations duty occupational area. Field grade officers are largely in Commander and Director and Combat and Operations Occupational areas (35%) and the remaining 65 per cent spread through all other areas.

USAF NONCAREER RESERVE OFFICERS BY GRADE IN WHICH SERVING AND AIR FORCE CAREER PLANS. - There are only 140 Noncareer Reserve officers in grade of Major or higher. In a ten per cent sample survey, this small number does not provide enough observations for reliable estimates. In grade of Captain, 98 per cent of such officers are in the medical, nursing, dental and veterinary occupational areas and are analyzed separately below.

Noncareer Reserve Captains: Only 10 per cent of the Noncareer Reserve Captains plan an Air Force career, half of whom are medical, dental, and veterinary officers and the rest medical specialists, nurses, and non-medical officers.

The Education Level of Noncareer Reserve Captains is naturally very high. Only one per cent did not attend college, seven per cent attended college and half graduated, 92 per cent earned medical, dental, or veterinary degrees.

The Source of commission for 97 per cent of the Noncareer Reserve Captains was through direct appointment. Nearly all the rest received AFROTC commissions.

Eighty-three per cent of the Noncareer Reserve Captains hold no aeronautical rating and are not on flying status, seven per cent are Flight Surgeons on flying status, seven per cent are on flying status (possibly, having aeronautical designations) and three per cent are pilots, observers, or navigators.

The persons most influential in making up the Captain's mind about staying in or leaving the Air Force is his spouse. Of the Noncareer Reserve Captains intending an Air Force career, only one-third are not influenced by some person. But of those who do not plan to stay in, 78 per cent are not influenced by anyone. The immediate family's reaction is in accord to career intent - families of Captains staying in like the idea of an Air Force career, families of those who are undecided are neutral, and the 60 per cent of the families disliking the idea of an Air Force career help produce the 73 per cent negative career intent.

When asked "As Of Today, What Are Your Active Duty Preferences?" only 17 per cent of those who were "undecided" (600), wanted to separate immediately, but 74 per cent of those (2,500) who did not plan an Air Force career would prefer to separate, 17 per cent would prefer to stay on active duty, and nine per cent were undecided.

Seventy-five per cent of the Noncareer Reserve Captains have less than three years total Federal military service; 14 per cent, three through seven years; and 11 per cent, eight years or more. A student in his senior year in medical school may receive a direct appointment as a Second Lieutenant and agree to serve up to 84 months, and a doctor serving internship may be appointed a First Lieutenant agreeing to serve 72 months. These officers are not accountable to the Air Force strength until they enter on active duty. Doctors, who have completed internship, may also receive direct appointments to grades based on length of medical practice and other factors.

SAMPLE SURVEY COMMENTARY (CONTINUED)

OFFICERS — 31 OCT 1957

Noncareer Reserve First and Second Lieutenants: The Air Force career intent of Noncareer Reserve Lieutenants is:

GRADE	AIR FORCE CAREER INTENT (Percentaged Distribution)			
	Total	Yes	Undecided	No
Second Lieutenant	100.0	13.7	28.8	57.5
First Lieutenant	100.0	16.2	19.4	64.4

The only significant difference in career intent is that more Second Lieutenants are undecided about an Air Force career, while more First Lieutenants have arrived at decisions.

The Educational Level of Noncareer Second Lieutenants is high (85% are college graduates) since 77 per cent received commissions after completing AFROTC training. Seven per cent are from Aviation Cadet training, and 16 per cent from other sources. No Second Lieutenants are medical officers. Over 20 per cent of the First Lieutenants received commissions after Aviation Cadet training and 31 per cent plan an Air Force career. The Air Force career intent of officers with college degrees is affirmative for only eight per cent of the Second Lieutenants and 11 per cent of the First Lieutenants.

Thirty-eight per cent of the Second Lieutenants and 57 per cent of the First Lieutenants are on flying status and only 18 per cent in each grade plan an Air Force career. In numbers this reads, that out of 9,500 Noncareer Second Lieutenants, 3,600 are on flying status and only 600 definitely plan an Air Force career, and there are nearly 15,000 Noncareer First Lieutenants of whom 8,500 are on flying status and only 1,500 say they plan to stay on active duty.

As of today, only one-fourth of the Lieutenants who are undecided about an Air Force career prefer to remain on active duty. This decision may indicate only a desire to complete training.

By duty occupational area, only five per cent of the First Lieutenants are medical or dental officers, three per cent of whom plan an Air Force career.

TABLE 208 — USAF MALE REGULAR COMMISSIONED OFFICERS ON FLYING STATUS BY AERONAUTICAL RATING, BY SELECTED CHARACTERISTICS AND ATTITUDES, WORLDWIDE — 31 OCT 1957

SELECTED CHARACTERISTICS AND ATTITUDES	TOTAL REGULAR OFFICERS ON FLYING STATUS	RATED OFFICERS ON FLYING STATUS				NONRATED ON FLYING STATUS
		Pilot	Observer	Navigator	Flight Surgeon	
OFFICER - TOTAL	18,198	14,988	877	1,475	399	460
PER CENT - TOTAL	100.0	100.0	100.0	100.0	100.0	100.0
MARITAL STATUS						
Never Married	6.3	4.9	11.5	8.7	-	37.5
Married	92.8	94.2	87.2	89.9	100.0	62.5
Divorced	0.6	0.6	1.3	0.7	-	-
Legally Separated	0.2	0.2	-	0.7	-	-
Widowed	0.1	0.1	-	-	-	-
EDUCATIONAL LEVEL						
Less Than High School Graduate	0.1	0.2	-	-	-	-
High School Graduate	4.4	5.1	-	2.7	-	-
College, Less Than Two Years	7.8	8.1	9.0	6.0	-	5.0
College, Two Years Or More, No Degree	28.8	30.8	20.5	29.5	-	-
College, Bachelor Degree	46.9	45.3	59.0	52.4	-	85.0
Law Degree	0.7	0.7	1.3	0.7	-	-
Masters Degree	8.8	9.2	6.4	8.7	-	7.5
Doctorate Degree	0.4	0.5	1.3	-	-	-
Medical Or Dental Degree	2.1	0.1	2.5	-	100.0	2.5
PRESENT AIR FORCE CAREER PLANS						
Remain On Active Duty Indefinitely Or Until Retirement	91.4	91.8	89.7	90.6	98.6	82.5
Remain On Active Duty Only To Complete Present Commitment	0.5	0.2	2.6	1.3	-	2.5
Separate Immediately	0.2	0.2	-	-	-	-
Undecided	7.9	7.8	7.7	8.1	3.4	15.0
REASON FOR ORIGINAL ENTRY ON ACTIVE DUTY INTO AIR FORCE						
Can't Remember Original Reason	1.0	1.0	-	-	3.4	5.0
Drafted Or Ordered To Active Duty	5.6	4.7	9.0	9.4	20.8	5.0
Travel, Adventure, New Experiences	1.9	1.7	2.6	1.3	13.8	2.5
Joined Air Force In Preference To Other Military Services	14.0	13.1	12.8	21.5	6.9	20.0
Air Force Career Opportunities Looked Better Than Civilian Life	4.8	4.3	14.1	3.4	-	10.0
Air Force Pay And Fringe Benefits	1.3	1.4	-	1.3	-	-
Wanted Air Force Education And Technical Training To Use Later As A Civilian	1.3	1.3	2.6	0.7	3.4	-
Wanted To Take Advantage Of G.I. Bill Later In Civilian Life	0.3	0.4	-	-	-	-
Patriotic Feelings And National Defense	14.5	14.5	11.5	16.1	24.2	7.5
Interested In Aviation And Flying	48.7	51.6	41.0	37.6	10.3	37.5
Security Of Air Force Life	1.7	1.6	1.3	2.7	3.4	2.5
None Of The Above Reasons	4.9	4.4	5.1	6.0	13.8	10.0
INFLUENCE OF DRAFT ON JOINING AIR FORCE						
Not Applicable (Or Entered Before Draft)	52.4	54.2	37.2	38.9	72.5	62.5
Definitely Would Not Have Joined If There Had Been No Draft	2.8	2.4	5.1	5.4	3.4	-
Probably Would Not Have If There Had Been No Draft	11.1	9.7	23.1	18.1	6.9	7.5
Probably Would Have Joined Anyway	12.2	12.3	16.7	10.7	3.4	10.0
Definitely Would Have Joined Anyway	21.5	21.4	17.9	26.9	13.8	20.0

TABLE 208 — USAF MALE REGULAR COMMISSIONED OFFICERS ON FLYING STATUS BY AERONAUTICAL RATING, BY SELECTED CHARACTERISTICS AND ATTITUDES, WORLDWIDE — 31 OCT 1957 (CONTINUED)

SELECTED CHARACTERISTICS AND ATTITUDES	TOTAL REGULAR OFFICERS ON FLYING STATUS	RATED OFFICERS ON FLYING STATUS				NONRATED ON FLYING STATUS
		Pilot	Observer	Navigator	Flight Surgeon	
PERSONS MOST INFLUENTIAL IN MAKING UP MIND ABOUT STAYING IN OR LEAVING THE AIR FORCE						
Friends (Other Than Those In Military)	1.6	1.5	-	2.0	3.4	5.0
Friends (In The Military Services)	10.6	10.0	17.9	10.0	13.8	15.0
Wife Or Girl Friend	13.2	12.9	12.8	12.8	20.7	17.5
Family Or Parents	2.5	2.5	2.6	2.0	-	5.0
ROTC Instructors	1.1	0.7	2.6	2.7	3.4	2.5
Present Immediate Supervisor	0.3	0.1	2.6	0.7	3.4	-
Previous Immediate Supervisor	2.2	1.9	2.6	3.4	6.9	5.0
Associates On The Job	8.1	8.1	7.7	10.1	6.9	2.5
None Of The Above	60.4	62.3	51.2	56.3	41.5	47.5
IMMEDIATE FAMILY'S FEELING ABOUT MAKING A CAREER IN THE AIR FORCE						
Like It Very Much	42.0	42.5	37.2	41.6	41.5	40.0
Like It	29.5	30.1	25.6	28.9	24.1	22.5
Neutral	21.3	20.2	28.2	21.5	31.0	32.5
Dislike It	6.0	6.0	7.7	7.3	3.4	-
Dislike It Very Much	1.2	1.2	1.3	0.7	-	5.0
ACADEMIC-MAJOR						
No Major Subject Or Not Applicable	8.5	9.0	1.3	8.1	-	15.0
Mathematics	5.0	5.3	1.3	3.4	-	12.5
Engineering	29.4	29.2	28.1	30.9	-	47.5
Biological Science	1.8	1.9	2.6	0.7	-	2.5
Physical Science	4.5	4.7	6.4	4.0	-	-
Social Science	6.0	5.2	12.8	11.4	-	2.5
Business Administration	19.4	20.2	19.2	20.0	-	2.5
Agriculture	1.7	1.6	2.6	2.7	-	2.5
Fine Arts	1.0	1.0	2.6	-	-	-
Literature And Language	2.0	2.0	1.3	4.0	-	-
Education	4.6	4.7	5.1	4.7	-	2.5
Pre-Professional (Pre-Law And Pre-Med)	2.9	2.9	3.8	2.7	6.9	-
Medical Or Dental (MD, DDS, Vet'n)	2.4	0.6	2.6	0.7	93.1	2.5
Nursing And Medical Specialties	-	-	-	-	-	-
Law	1.2	1.3	-	1.3	-	-
Journalism	0.4	0.5	1.3	-	-	-
Other	9.2	9.9	9.0	5.4	-	10.0
RECEIVING PILOT OR NAVIGATOR/ OBSERVER TRAINING						
No	96.7	99.2	96.2	92.6	100.0	30.0
Yes, Pilot Training	2.2	0.6	1.3	2.0	-	57.5
Yes, Navigator/Observer Training	1.1	0.2	2.5	5.4	-	12.5
OWNERSHIP OF PRESENT HOUSING						
US Government Property, Permanent-Type Of Housing	16.7	16.6	5.1	15.4	38.0	30.0
US Government Temporary-Type Of Housing	5.7	5.5	9.0	4.0	6.9	10.0
Wherry Housing	10.5	9.7	23.1	13.4	3.4	5.0
Capehart Housing	0.7	0.7	-	0.7	3.4	-
Lanham Act Housing	0.6	0.7	-	-	-	-
Officer, Or His Family Owns It	31.5	31.7	23.1	38.4	41.5	10.0
Other Privately Owned Housing	32.2	33.2	35.9	26.8	3.4	40.0
Other	2.1	1.9	3.8	1.3	3.4	5.0

TABLE 208 — USAF MALE REGULAR COMMISSIONED OFFICERS ON FLYING STATUS BY AERONAUTICAL RATING, BY SELECTED CHARACTERISTICS AND ATTITUDES, WORLDWIDE — 31 OCT 1957 (CONTINUED)

SELECTED CHARACTERISTICS AND ATTITUDES	TOTAL REGULAR OFFICERS ON FLYING STATUS	RATED OFFICERS ON FLYING STATUS				NONRATED ON FLYING STATUS
		Pilot	Observer	Navigator	Flight Surgeon	
CONSIDER PRESENT HOUSING SATISFACTORY						
Yes	44.0	42.6	50.0	47.0	58.6	57.5
No, Because:						
Not Conveniently Located	5.8	5.9	5.1	6.0	-	5.0
Not As Comfortable As It Should Be	4.3	4.2	5.1	4.0	3.4	7.5
Too Expensive	18.3	19.2	12.9	18.2	6.9	7.5
Poor Appearance	2.1	2.3	-	2.0	-	2.5
Too Small For Size Of Family	12.9	13.5	12.9	10.8	13.8	2.5
Insufficient Bathroom Facilities	1.5	1.4	2.5	1.3	-	2.5
Insufficient Storage Space	2.7	2.5	3.8	4.0	3.5	2.5
Substandard Construction	4.9	4.8	7.7	3.4	10.4	5.0
Do Not Like The Type Of Neighborhood	0.7	0.6	-	2.0	-	-
Some Other Reason Than Above	2.8	3.0	-	1.3	3.4	7.5
ACTIVE DUTY PREFERENCE AS OF TODAY						
Prefer To Remain On Active Duty	94.0	94.1	94.9	91.9	100.0	90.0
Prefer To Separate	0.6	0.3	1.3	2.0	-	5.0
Undecided	5.4	5.6	3.8	6.1	-	5.0
LENGTH OF SERVICE ON LAST OVERSEAS TOUR						
Never Had An Air Force Overseas Tour	14.6	11.6	25.7	24.8	3.4	62.5
Overseas Now On First Air Force Overseas Tour	4.9	5.1	6.4	1.3	13.8	2.5
Last Overseas Tour Lasted:						
Less Than 12 Months	16.3	15.9	29.6	18.8	-	5.0
12 To 17 Months	14.8	15.0	11.5	17.4	6.9	10.0
18 To 23 Months	9.3	10.3	3.8	7.4	3.4	-
24 To 29 Months	10.9	12.0	3.8	5.4	10.3	10.0
30 To 35 Months	13.5	13.9	7.7	12.8	20.8	7.5
36 Months Or More	15.7	16.2	11.5	12.1	41.4	2.5
RETIREMENT PLANS						
Do Not Plan To Remain For Minimum Retirement Of 20 Years	0.8	0.8	-	1.3	-	2.5
Undecided As To Whether Will Remain For 20 Years	4.7	4.3	3.8	6.7	-	17.5
Intend To Remain A Minimum Of 20 Years But Undecided Whether Will Stay A Full 30 Years	45.0	46.1	43.6	39.6	48.3	27.5
Intend To Remain Only 20 Or 22 Years Because:	5.7	5.8	5.1	4.0	13.8	5.0
Prefer To Return To Civilian Life	(20.2)	(22.0)	(-)	(33.3)	(-)	(-)
Want To Settle Down	(25.8)	(28.7)	(-)	(16.7)	(-)	(50.0)
Expect To Get A Good Civilian Job	(25.8)	(24.6)	(25.0)	(50.0)	(25.0)	(-)
Interested In Retiring Completely	(6.7)	(5.5)	(25.0)	(-)	(-)	(50.0)
Other Reasons	(21.5)	(19.2)	(50.0)	(-)	(75.0)	(-)
Intend To Remain Until 30 Year Retirement Because:	43.8	43.0	47.5	48.4	37.9	47.5
Want To Retire At The Higher Retirement Pay	(26.8)	(27.4)	(29.7)	(23.5)	(9.1)	(26.3)
Want To Retain The Fringe Benefits For Myself And Family	(1.8)	(1.5)	(-)	(5.6)	(-)	(-)
Want To Keep Doing The Kind Of Work Interested In	(31.4)	(33.1)	(10.8)	(29.2)	(18.2)	(42.1)
Will Be Too Young To Retire Before Then	(8.5)	(7.7)	(16.2)	(12.5)	(9.1)	(-)
Like Air Force Life	(24.9)	(23.9)	(27.1)	(25.0)	(54.5)	(31.6)
Other Reasons	(6.6)	(6.4)	(16.2)	(4.2)	(9.1)	(-)

TABLE 208 — USAF MALE REGULAR COMMISSIONED OFFICERS ON FLYING STATUS BY AERONAUTICAL RATING, BY SELECTED CHARACTERISTICS AND ATTITUDES, WORLDWIDE — 31 OCT 1957 (CONTINUED)

SELECTED CHARACTERISTICS AND ATTITUDES	TOTAL REGULAR OFFICERS ON FLYING STATUS	RATED OFFICERS ON FLYING STATUS				NONRATED ON FLYING STATUS
		Pilot	Observer	Navigator	Flight Surgeon	
CHIEF WORRIES WHEN FIRST ENTERED AIR FORCE						
Lengthy Obligated Service Period	0.7	0.7	-	0.7	-	-
Leaving Home Life	1.7	1.5	2.6	1.4	3.4	5.1
Accepting Military Discipline, Control And Regulations	1.8	1.6	3.8	2.0	6.9	-
Social Status Or Prestige Of Being A Serviceman	1.8	1.6	1.3	2.0	6.9	2.6
Breaking The News To Parents	0.7	0.7	-	0.7	-	-
Not Knowing Whether Would Qualify For And Receive The Training Or Job Wanted	24.1	24.0	21.8	25.5	3.4	23.1
Duty Assignments Would Not Be Interesting	2.6	2.5	3.8	2.7	3.4	2.6
Possibility Of Death Or Injury	0.9	1.0	-	0.7	-	-
Would Not Be Able To Go Overseas	0.7	0.7	-	0.7	3.4	-
Rigors Of Flying Training	7.6	8.3	1.3	4.1	-	7.7
Would Have To Go Overseas	0.5	0.4	-	2.0	-	-
Wouldn't Earn Enough To Support My Dependents	2.5	1.8	5.1	4.7	10.4	2.6
Entering A New Life	2.8	4.0	7.7	4.1	10.4	15.3
Wouldn't Be Promoted When Eligible	1.6	1.4	2.6	2.7	-	2.6
Would Not Get A Chance To Complete My Schooling	3.7	3.6	3.8	4.1	6.9	2.6
Afraid That Friends Would Think That Had Made A Mistake In Joining Up	0.3	0.3	-	-	-	2.6
Might Be Wasting Several Years Of My Life	4.7	4.3	9.0	5.4	-	5.1
Might Get Into Serious Trouble Due To Military Laws And Regulations	0.4	0.6	-	-	-	-
No Worry Of Any Kind	38.8	39.0	35.9	34.5	38.0	25.5
Other Reasons	2.1	2.0	1.3	2.0	6.9	2.6
MOST FAVORABLE FEATURE OF AN AIR FORCE CAREER						
Adventure, Travel, New Experiences	4.6	4.3	5.1	4.7	13.9	5.0
Opportunities For More Training And Education In The Air Force	6.5	5.1	14.1	10.1	10.3	20.0
Retirement Benefits And Equity	15.9	15.6	15.4	18.1	13.9	17.5
The Prestige Attached To An Air Force Or Military Service Career	3.7	3.9	3.8	3.4	-	-
Pay And Allowances	3.0	2.5	7.7	4.7	-	2.5
Good Promotion Opportunities	0.1	0.2	-	-	-	-
Feel The Air Force Is A Good Place To Raise Family	1.1	1.2	1.3	0.7	-	-
Like Military Life In General	20.8	19.4	24.4	30.2	31.0	17.5
Like Flying And Aviation	34.7	38.7	19.2	17.4	3.4	27.5
Like My Job And Duty Assignment	6.9	6.2	7.7	8.7	24.1	7.5
Some Other Reason	2.7	2.9	1.3	2.0	3.4	2.5

Source: Sample Survey, Personnel Statistics Division, Directorate of Statistical Services, Comptroller of the Air Force

TABLE 209 — USAF MALE CAREER RESERVE COMMISSIONED OFFICERS ON FLYING STATUS BY AERONAUTICAL RATING, BY SELECTED CHARACTERISTICS AND ATTITUDES, WORLDWIDE — 31 OCT 1957

SELECTED CHARACTERISTICS AND ATTITUDES	TOTAL CAREER OFFICERS ON FLYING STATUS	RATED OFFICERS ON FLYING STATUS				NONRATED ON FLYING STATUS
		Pilot	Observer	Navigator	Flight Surgeon a/	
OFFICER - TOTAL	51,276	35,638	5,822	8,147	57	1,612
PER CENT - TOTAL	100.0	100.0	100.0	100.0	100.0	100.0
MARITAL STATUS						
Never Married	12.1	10.1	15.0	16.0	-	32.7
Married	86.3	88.2	83.5	82.7	100.0	66.5
Divorced	1.2	1.2	1.3	1.2	-	0.8
Legally Separated	0.3	0.4	0.2	-	-	-
Widowed	0.1	0.1	-	0.1	-	-
EDUCATIONAL LEVEL						
Less Than High School Graduate	0.6	0.7	0.4	0.3	-	0.9
High School Graduate	17.7	18.6	19.6	13.3	-	13.3
College, Less Than Two Years	22.6	23.9	21.8	20.3	-	7.1
College, Two Years Or More, No Degree	32.7	32.5	33.8	37.1	-	10.6
College, Bachelor Degree	24.0	22.3	21.8	26.8	-	61.9
Law Degree	0.3	0.3	0.4	0.1	-	0.9
Masters	1.8	1.6	2.0	2.1	-	4.4
Doctorate	0.1	0.1	0.2	-	-	-
Medical Or Dental	0.2	0 -	-	-	100.0	0.9
PRESENT AIR FORCE CAREER PLANS						
Remain On Active Duty Indefinitely Or Until Retirement	87.7	88.4	86.6	87.1	83.3	67.3
Remain On Active Duty Only To Complete Present Commitment	2.4	2.1	3.1	3.5	-	6.2
Separate Immediately	1.4	1.3	2.6	1.0	16.7	1.8
Undecided	8.5	8.2	7.7	8.4	-	24.7
REASON FOR ORIGINAL ENTRY ON ACTIVE DUTY INTO AIR FORCE						
Can't Remember Original Reason	1.2	1.2	1.3	1.2	-	1.8
Drafted Or Ordered To Active Duty	7.8	6.6	9.7	11.3	-	11.5
Travel, Adventure, New Experiences	1.6	1.3	2.4	2.2	16.7	1.8
Joined Air Force In Preference To Other Military Services	18.5	16.7	24.9	21.7	33.3	14.2
Air Force Career Opportunities Looked Better Than Civilian Life	4.1	3.5	4.0	5.8	-	10.6
Air Force Pay And Fringe Benefits	0.3	0.2	1.3	0.6	-	-
Wanted Air Force Education And Technical Training To Use Later As A Civilian	1.3	1.2	1.5	1.9	-	0.9
Wanted To Take Advantage Of G. I. Bill Later In Civilian Life	0.5	0.4	1.1	1.1	-	-
Patriotic Feelings And National Defense	11.9	11.3	15.2	13.8	-	3.5
Interested In Aviation And Flying	48.2	53.8	33.5	33.5	16.7	47.7
Security Of Air Force Life	1.2	1.1	1.1	1.5	-	2.7
None Of The Above Reasons	3.4	2.7	4.0	5.4	33.3	5.3
INFLUENCE OF DRAFT ON JOINING AIR FORCE						
Not Applicable (Or Entered Before Draft)	31.9	33.1	30.1	29.7	33.3	22.1
Definitely Would Not Have Joined If There Had Been No Draft	4.4	3.4	8.1	6.2	-	5.3
Probably Would Not Have If There Had Been No Draft	17.2	16.1	21.1	18.4	33.3	22.1
Probably Would Have Joined Anyway	20.7	19.7	22.2	22.6	-	30.1
Definitely Would Have Joined Anyway	25.8	27.7	18.5	23.1	33.4	20.4

TABLE 209 — USAF MALE CAREER RESERVE COMMISSIONED OFFICERS ON FLYING STATUS BY AERONAUTICAL RATING, BY SELECTED CHARACTERISTICS AND ATTITUDES, WORLDWIDE — 31 OCT 1957 (CONTINUED)

SELECTED CHARACTERISTICS AND ATTITUDES	TOTAL CAREER OFFICERS ON FLYING STATUS	RATED OFFICERS ON FLYING STATUS				NONRATED ON FLYING STATUS
		Pilot	Observer	Navigator	Flight Surgeon a/	
PERSONS MOST INFLUENTIAL IN MAKING UP MIND ABOUT STAYING IN OR LEAVING THE AIR FORCE				—		
Friends (Other Than Those In Military)	1.4	1.2	1.8	2.1	-	1.8
Friends (In The Military Services)	9.4	9.0	9.2	11.0	16.7	12.4
Wife Or Girl Friend	16.8	16.7	13.9	19.1	50.0	17.7
Family Or Parents	4.1	3.5	5.5	5.7	-	5.3
ROTC Instructors	1.0	0.7	0.9	1.7	-	7.1
Present Immediate Supervisor	0.7	0.7	0.4	0.8	-	1.8
Previous Immediate Supervisor	2.5	2.6	3.3	1.5	-	3.5
Associates On The Job	9.4	9.5	9.7	8.0	-	13.3
None Of The Above	54.7	56.1	55.3	50.1	33.3	37.1
IMMEDIATE FAMILY'S FEELING ABOUT MAKING A CAREER IN THE AIR FORCE						
Like It Very Much	42.4	43.5	36.3	41.9	33.3	40.7
Like It	27.0	26.6	26.9	29.2	50.0	23.0
Neutral	24.1	23.6	29.3	22.6	16.7	28.3
Dislike It	5.2	5.0	5.7	5.5	-	6.2
Dislike It Very Much	1.3	1.3	1.8	0.8	-	1.8
ACADEMIC MAJOR						
No Major Subject Or Not Applicable	17.6	18.9	16.7	12.7	-	13.3
Mathematics	8.9	8.5	10.3	10.4	-	5.3
Engineering	18.9	18.9	20.5	18.0	-	16.7
Biological Science	1.9	1.9	2.4	1.9	-	1.8
Physical Science	3.9	3.7	3.3	5.1	-	6.2
Social Science	4.7	4.3	4.2	6.1	-	7.1
Business Administration	17.6	17.3	16.3	19.6	-	17.6
Agriculture	3.2	3.2	2.6	4.0	-	2.7
Fine Arts	1.5	1.5	0.9	2.2	-	-
Literature And Language	1.6	1.5	2.9	1.5	-	2.7
Education	5.3	5.3	5.5	5.1	-	5.3
Pre-Professional (Pre-Law And Pre-Med)	3.3	3.4	3.3	2.8	-	5.3
Medical Or Dental (MD, DDS, Vet'n)	0.7	0.6	0.2	0.7	100.0	0.9
Nursing And Medical Specialties	0.1	0.1	-	0.1	-	-
Law	0.8	0.9	0.7	0.6	-	1.8
Journalism	0.8	0.7	0.7	1.2	-	0.9
Other	9.2	9.3	9.5	8.0	-	12.4
RECEIVING PILOT OR NAVIGATOR/ OBSERVER TRAINING						
No	95.0	98.8	89.2	94.0	100.0	20.4
Yes, Pilot Training	3.5	1.0	6.2	2.5	-	66.4
Yes, Navigator/Observer Training	1.5	0.2	4.6	3.5	-	13.2
OWNERSHIP OF PRESENT HOUSING						
US Government Property, Permanent-Type Of Housing	14.7	15.1	11.3	12.8	-	30.1
US Government Temporary-Type Of Housing	4.4	4.6	4.9	3.5	-	5.3
Wherry Housing	10.0	9.6	13.2	11.0	16.7	3.5
Capehart Housing	0.7	0.6	1.1	1.1	-	-
Lanham Act Housing	0.2	0.3	-	0.1	-	-
Officer, Or His Family Owns It	27.8	29.3	24.1	25.0	50.0	12.4
Other Privately Owned Housing	39.4	37.8	41.9	43.9	33.3	43.4
Other	2.8	2.7	3.5	2.6	-	5.3

TABLE 209 — USAF MALE CAREER RESERVE COMMISSIONED OFFICERS ON FLYING STATUS BY AERONAUTICAL RATING, BY SELECTED CHARACTERISTICS AND ATTITUDES, WORLDWIDE — 31 OCT 1957 (CONTINUED)

SELECTED CHARACTERISTICS AND ATTITUDES	TOTAL CAREER OFFICERS ON FLYING STATUS	RATED OFFICERS ON FLYING STATUS				NONRATED ON FLYING STATUS
		Pilot	Observer	Navigator	Flight Surgeon a/	
CONSIDER PRESENT HOUSING SATISFACTORY						
Yes	50.9	51.5	48.3	49.3	66.6	55.8
No, Because:						
Not Conveniently Located	5.4	5.4	4.2	5.9	-	8.0
Not As Comfortable As It Should Be	4.1	3.8	5.5	4.1	-	5.3
Too Expensive	13.7	13.6	13.5	14.9	-	10.6
Poor Appearance	2.8	2.9	3.8	1.8	-	3.5
Too Small For Size Of Family	10.3	10.1	10.4	11.0	16.7	9.7
Insufficient Bathroom Facilities	1.4	1.6	1.5	0.7	-	-
Insufficient Storage Space	2.9	2.7	3.3	3.7	-	-
Substandard Construction	4.8	5.1	3.5	4.6	16.7	2.7
Do Not Like The Type Of Neighborhood	0.9	0.9	1.1	0.8	-	0.9
Some Other Reason Than Above	2.8	2.4	4.9	3.2	-	3.5
ACTIVE DUTY PREFERENCE AS OF TODAY						
Prefer To Remain On Active Duty	91.1	91.7	90.6	89.7	83.3	83.1
Prefer To Separate	2.7	2.4	4.6	2.8	-	2.7
Undecided	6.2	5.9	4.8	7.5	16.7	14.2
LENGTH OF SERVICE ON LAST OVERSEAS TOUR						
Never Had An Air Force Overseas Tour	24.4	19.3	29.2	36.6	33.3	64.6
Overseas Now On First Air Force Overseas Tour	5.9	5.9	9.0	4.3	16.7	3.5
Last Overseas Tour Lasted:						
Less Than 12 Months	18.5	17.7	23.1	21.7	33.3	3.5
12 To 17 Months	14.0	15.4	12.3	10.0	16.7	8.0
18 To 23 Months	8.1	8.7	7.5	6.2	-	5.3
24 To 29 Months	7.6	8.0	7.5	6.2	-	4.4
30 To 35 Months	9.3	10.6	5.9	7.1	-	2.7
36 Months Or More	12.2	14.4	5.5	7.9	-	8.0
RETIREMENT PLANS						
Do Not Plan To Remain For Minimum Retirement Of 20 Years	4.8	4.1	6.8	5.4	-	8.0
Undecided As To Whether Will Remain For 20 Years	10.2	9.2	9.7	11.2	16.7	31.9
Intend To Remain A Minimum Of 20 Years But Undecided Whether Will Stay A Full 30 Years	47.1	48.4	48.2	43.1	33.3	39.8
Intend To Remain Only 20 Or 22 Years Because:	8.6	8.7	9.7	8.0	33.3	2.7
Prefer To Return To Civilian Life	(9.9)	(8.6)	(13.6)	(12.1)	(-)	(33.3)
Want To Settle Down	(39.6)	(41.9)	(34.1)	(34.5)	(-)	(33.3)
Expect To Get A Good Civilian Job	(16.8)	(16.5)	(20.5)	(17.2)	(-)	(-)
Interested In Retiring Completely	(8.8)	(7.9)	(13.6)	(10.3)	(-)	(-)
Other Reasons	(24.9)	(25.1)	(18.2)	(25.9)	(100.0)	(33.4)
Intend To Remain Until 30 Year Retirement Because:	29.3	29.6	25.6	32.3	16.7	17.6
Want To Retire At The Higher Retirement Pay	(23.0)	(23.1)	(25.0)	(22.6)	(-)	(10.0)
Want To Retain The Fringe Benefits For Myself And Family	(2.4)	(2.0)	(5.2)	(3.0)	(-)	(-)
Want To Keep Doing The Kind Of Work Interested In	(37.9)	(40.6)	(33.6)	(29.1)	(-)	(45.0)
Will Be Too Young To Retire Before Then	(13.3)	(11.4)	(14.7)	(19.2)	(-)	(20.0)
Like Air Force Life	(19.9)	(19.5)	(18.1)	(22.2)	(100.0)	(20.0)
Other Reasons	(3.5)	(3.4)	(3.4)	(3.9)	(-)	(5.0)

TABLE 209 — USAF MALE CAREER RESERVE COMMISSIONED OFFICERS ON FLYING STATUS BY AERONAUTICAL RATING, BY SELECTED CHARACTERISTICS AND ATTITUDES, WORLDWIDE — 31 OCT 1957 (CONTINUED)

SELECTED CHARACTERISTICS AND ATTITUDES	TOTAL CAREER OFFICERS ON FLYING STATUS	RATED OFFICERS ON FLYING STATUS				NONRATED ON FLYING STATUS
		Pilot	Observer	Navigator	Flight Surgeon a/	
CHIEF WORRIES WHEN FIRST ENTERED AIR FORCE						
Lengthy Obligated Service Period	1.9	1.8	2.4	1.7	-	5.3
Leaving Home Life	2.8	3.0	3.3	2.2	-	-
Accepting Military Discipline, Control And Regulations	2.6	2.5	3.1	3.0	-	1.8
Social Status Or Prestige Of Being A Serviceman	0.9	0.8	1.6	1.1	-	0.9
Breaking The News To Parents	0.6	0.5	1.3	0.4	-	0.9
Not Knowing Whether Would Qualify For And Receive The Training Or Job Wanted	29.7	32.0	25.1	24.1	16.7	23.8
Duty Assignments Would Not Be Interesting	1.6	1.5	0.4	2.1	16.7	5.3
Possibility Of Death Or Injury	1.3	1.2	2.2	1.5	-	-
Would Not Be Able To Go Overseas	0.4	0.4	0.2	0.1	-	0.9
Rigors Of Flying Training	5.9	7.0	2.4	3.9	-	4.4
Would Have To Go Overseas	0.3	0.3	0.4	0.1	-	-
Wouldn't Earn Enough To Support My Dependents	2.6	2.5	2.9	1.9	-	8.0
Entering A New Life	5.1	4.4	8.0	6.1	-	4.4
Wouldn't Be Promoted When Eligible	0.5	0.5	0.2	0.4	-	1.8
Would Not Get A Chance To Complete My Schooling	3.3	2.8	5.8	4.3	-	-
Afraid That Friends Would Think That Had Made A Mistake In Joining Up	0.4	0.5	-	0.7	-	-
Might Be Wasting Several Years Of My Life	6.4	5.3	6.9	10.4	-	8.0
Might Get Into Serious Trouble Due To Military Laws And Regulations	0.4	0.3	0.9	0.3	-	-
No Worry Of Any Kind	30.8	30.3	29.8	33.2	66.6	32.7
Other Reasons	2.5	2.4	3.1	2.5	-	1.8
MOST FAVORABLE FEATURE OF AN AIR FORCE CAREER						
Adventure, Travel, New Experiences	3.6	3.3	4.4	3.7	-	8.0
Opportunities For More Training And Education In The Air Force	8.6	7.4	10.4	12.6	-	11.5
Retirement Benefits And Equity	21.8	21.0	27.4	22.9	33.3	12.4
The Prestige Attached To An Air Force Or Military Service Career	2.7	2.6	1.5	3.2	-	5.3
Pay And Allowances	5.7	4.6	8.8	9.4	-	0.9
Good Promotion Opportunities	0.2	0.1	0.4	0.6	-	0.9
Feel The Air Force Is A Good Place To Raise Family	1.1	1.2	0.8	1.1	-	-
Like Military Life In General	13.8	12.3	16.1	18.4	16.7	13.3
Like Flying And Aviation	35.2	40.7	19.9	20.7	-	40.6
Like My Job And Duty Assignment	5.6	5.4	6.6	5.5	33.3	5.3
Some Other Reason	1.7	1.4	2.7	1.9	16.7	1.8

a/ Too few observations (6) for reliability, but percentaged distribution is included here to facilitate combining of career categories.

Source: Sample Survey, Personnel Statistics Division, Directorate of Statistical Services, Comptroller of the Air Force

TABLE 210 — USAF MALE NON-CAREER RESERVE COMMISSIONED OFFICERS ON FLYING STATUS BY AERONAUTICAL RATING, BY SELECTED CHARACTERISTICS AND ATTITUDES, WORLDWIDE — 31 OCT 1957

SELECTED CHARACTERISTICS AND ATTITUDES	TOTAL NONCAREER OFFICERS ON FLYING STATUS	RATED OFFICERS ON FLYING STATUS				NONRATED ON FLYING STATUS
		Pilot	Observer	Navigator	Flight Surgeon	
OFFICER - TOTAL	12,111	6,402	967	2,586	59	2,097
PER CENT - TOTAL	100.0	100.0	100.0	100.0	100.0	100.0
MARITAL STATUS						
Never Married	36.5	32.9	47.0	42.3	5.3	38.1
Married	63.0	66.7	52.2	56.7	94.7	61.9
Divorced	0.3	0.4	-	0.5	-	-
Legally Separated	0.1	-	0.8	-	-	-
Widowed	0.1	-	-	0.5	-	-
EDUCATIONAL LEVEL						
Less Than High School Graduate	0.2	0.4	-	-	-	-
High School Graduate	5.9	6.6	6.1	7.9	-	1.4
College, Less Than Two Years	9.4	8.9	17.4	13.2	-	1.4
College, Two Years Or More, No Degree	12.9	14.4	20.9	14.3	-	1.4
College, Bachelor Degree	66.0	67.8	53.0	63.0	-	81.5
Law Degree	-	-	-	-	-	-
Masters	1.8	1.7	0.9	1.6	-	3.4
Doctorate	-	-	-	-	-	-
Medical Or Dental	3.8	0.2	1.7	-	100.0	10.9
PRESENT AIR FORCE CAREER PLANS						
Remain On Active Duty Indefinitely Or Until Retirement	17.7	19.3	17.4	18.5	5.3	12.9
Remain On Active Duty Only To Complete Present Commitment	39.4	39.5	36.5	40.3	57.9	37.4
Separate Immediately	19.5	21.7	15.7	19.0	5.3	17.0
Undecided	23.4	19.5	30.4	22.2	31.5	32.7
REASON FOR ORIGINAL ENTRY ON ACTIVE DUTY INTO AIR FORCE						
Can't Remember Original Reason	0.9	0.9	1.7	0.5	-	0.7
Drafted Or Ordered To Active Duty	8.2	7.6	6.1	9.0	26.3	8.9
Travel, Adventure, New Experiences	1.5	1.1	0.9	2.6	-	2.1
Joined Air Force In Preference To Other Military Services	28.7	24.8	41.8	34.5	57.8	21.2
Air Force Career Opportunities Looked Better Than Civilian Life	2.3	2.5	0.9	2.1	-	3.4
Air Force Pay And Fringe Benefits	0.5	0.2	1.7	0.5	5.3	-
Wanted Air Force Education And Techical Training To Use Later As A Civilian	1.2	1.7	0.9	0.5	-	0.7
Wanted To Take Advantage Of G.I. Bill Later In Civilian Life	0.8	0.9	0.9	1.1	-	-
Patriotic Feelings And National Defense	2.0	1.3	1.7	2.6	5.3	3.4
Interested In Aviation And Flying	42.5	49.0	31.3	30.2	5.3	48.6
Security Of Air Force Life	0.6	0.4	1.7	1.1	-	-
None Of The Above Reasons	10.8	9.6	10.4	15.3	-	11.0
INFLUENCE OF DRAFT ON JOINING AIR FORCE						
Not Applicable (Or Entered Before Draft)	14.5	15.9	14.8	15.3	-	10.2
Definitely Would Not Have Joined If There Had Been No Draft	15.7	14.8	11.3	19.0	31.6	16.3
Probably Would Not Have If There Had Been No Draft	33.4	31.3	37.4	32.3	52.6	36.1
Probably Would Have Joined Anyway	25.4	26.2	26.1	22.8	10.5	27.2
Definitely Would Have Joined Anyway	11.0	11.8	10.4	10.6	5.3	10.2

TABLE 210 — USAF MALE NON-CAREER RESERVE COMMISSIONED OFFICERS ON FLYING STATUS BY AERONAUTICAL RATING, BY SELECTED CHARACTERISTICS AND ATTITUDES, WORLDWIDE — 31 OCT 1957 (CONTINUED)

SELECTED CHARACTERISTICS AND ATTITUDES	TOTAL NONCAREER OFFICERS ON FLYING STATUS	RATED OFFICERS ON FLYING STATUS				NONRATED ON FLYING STATUS
		Pilot	Observer	Navigator	Flight Surgeon	
PERSONS MOST INFLUENTIAL IN MAKING UP MIND ABOUT STAYING IN OR LEAVING THE AIR FORCE						
Friends (Other Than Those In Military)	2.5	2.5	3.5	3.2	-	1.4
Friends (In The Military Services)	7.4	6.6	9.6	7.4	10.5	8.2
Wife Or Girl Friend	13.6	14.9	7.8	13.8	10.5	13.6
Family Or Parents	4.8	4.2	5.2	6.9	-	4.8
ROTC Instructors	2.1	1.5	2.6	2.6	-	3.4
Present Immediate Supervisor	2.9	2.8	2.6	1.6	10.5	4.1
Previous Immediate Supervisor	1.5	2.3	0.9	0.5	-	0.7
Associates On The Job	10.6	11.7	13.0	9.0	10.5	6.8
None Of The Above	54.6	53.5	54.8	55.0	58.0	57.0
IMMEDIATE FAMILY'S FEELING ABOUT MAKING A CAREER IN THE AIR FORCE						
Like It Very Much	7.5	8.3	4.3	7.9	-	7.5
Like It	14.4	14.4	19.1	11.6	10.5	15.0
Neutral	48.0	47.0	49.6	51.4	42.1	46.3
Dislike It	23.3	24.2	20.0	23.3	42.1	20.4
Dislike It Very Much	6.8	6.1	7.0	5.8	5.3	10.8
ACADEMIC MAJOR						
No Major Subject Or Not Applicable	5.5	5.5	4.3	8.5	-	3.4
Mathematics	4.1	3.0	6.1	6.3	-	4.1
Engineering	23.3	23.4	26.2	23.3	-	23.1
Biological Science	2.1	1.5	6.1	2.1	-	1.4
Physical Science	3.9	4.7	1.7	4.8	-	2.0
Social Science	6.2	6.8	6.1	4.8	-	6.8
Business Administration	23.1	23.9	23.5	25.4	-	20.4
Agriculture	5.1	6.6	2.6	3.2	-	4.8
Fine Arts	1.5	2.3	-	1.6	-	-
Literature And Language	2.1	1.7	3.5	2.1	-	2.7
Education	4.7	4.9	5.2	3.7	-	5.4
Pre-Professional (Pre-Law And Pre-Med)	4.6	5.7	1.7	4.8	5.2	2.7
Medical Or Dental (MD, DDS, Vet'n)	3.7	0.4	2.6	-	94.8	9.5
Nursing And Medical Specialties	-	-	-	-	-	-
Law	0.9	1.1	-	1.0	-	0.7
Journalism	1.3	0.8	4.3	1.0	-	1.4
Other	7.9	7.7	6.1	7.4	-	11.6
RECEIVING PILOT OR NAVIGATOR/ OBSERVER TRAINING						
No	82.7	95.3	92.2	89.4	100.0	19.0
Yes, Pilot Training	9.6	3.6	-	-	-	52.4
Yes, Navigator/Observer Training	7.7	1.1	7.8	10.6	-	28.6
OWNERSHIP OF PRESENT HOUSING						
US Government Property, Permanent-Type Of Housing	19.7	18.0	16.5	20.6	10.5	28.6
US Government Temporary-Type Of Housing	5.5	4.3	4.3	4.8	15.8	10.2
Wherry Housing	6.2	7.2	2.6	3.7	21.0	6.8
Capehart Housing	0.3	0.4	0.9	-	-	-
Lanham Act Housing	-	-	-	-	-	-
Officer, Or His Family Owns It	9.8	12.1	7.8	7.4	5.3	6.8
Other Privately Owned Housing	54.6	53.1	64.4	60.3	47.4	45.6
Other	3.9	4.9	3.5	3.2	-	2.0

TABLE 210 — USAF MALE NON-CAREER RESERVE COMMISSIONED OFFICERS ON FLYING STATUS BY AERONAUTICAL RATING, BY SELECTED CHARACTERISTICS AND ATTITUDES, WORLDWIDE, — 31 OCT 1957 (CONTINUED)

SELECTED CHARACTERISTICS AND ATTITUDES	TOTAL NONCAREER OFFICERS ON FLYING STATUS	RATED OFFICERS ON FLYING STATUS				NONRATED ON FLYING STATUS
		Pilot	Observer	Navigator	Flight Surgeon	
CONSIDER PRESENT HOUSING SATISFACTORY						
Yes	53.5	53.8	52.2	53.4	63.1	52.3
No, Because:						
Not Conveniently Located	5.0	5.5	7.8	4.2	5.3	2.0
Not As Comfortable As It Should Be	8.8	5.9	8.7	14.3	26.3	10.2
Too Expensive	11.9	11.3	12.2	11.6	-	15.7
Poor Appearance	3.3	4.7	2.6	1.1	-	2.0
Too Small For Size Of Family	4.5	3.8	5.2	6.3	-	4.8
Insufficient Bathroom Facilities	1.3	1.5	0.9	1.6	-	0.7
Insufficient Storage Space	1.6	2.6	-	-	-	1.4
Substandard Construction	4.3	5.5	4.3	1.1	5.3	4.1
Do Not Like The Type Of Neighborhood	1.0	1.1	-	1.6	-	0.7
Some Other Reason Than Above	4.8	4.3	6.1	4.8	-	6.1
ACTIVE DUTY PREFERENCE AS OF TODAY						
Prefer To Remain On Active Duty	27.7	28.9	27.8	25.9	21.1	26.5
Prefer To Separate	51.7	54.3	50.4	51.9	47.4	43.6
Undecided	20.6	16.8	21.8	22.2	31.5	29.9
LENGTH OF SERVICE ON LAST OVERSEAS TOUR						
Never Had An Air Force Overseas Tour	81.6	78.3	87.8	80.4	63.2	92.6
Overseas Now On First Air Force Overseas Tour	9.3	10.6	7.8	10.1	26.3	2.7
Last Overseas Tour Lasted:						
Less Than 12 Months	3.1	4.2	3.5	2.6	-	-
12 To 17 Months	2.4	2.6	0.9	2.6	-	2.7
18 To 23 Months	1.2	1.3	-	1.6	10.5	-
24 To 29 Months	0.3	0.2	-	1.1	-	-
30 To 35 Months	1.1	1.7	-	1.1	-	-
36 Months Or More	1.0	1.1	-	0.5	-	2.0
RETIREMENT PLANS						
Do Not Plan To Remain For Minimum Retirement Of 20 Years	59.2	61.2	53.0	58.8	73.7	55.2
Undecided As To Whether Will Remain For 20 Years	24.4	20.4	29.6	25.9	26.3	32.6
Intend To Remain A Minimum Of 20 Years But Undecided Whether Will Stay A Full 30 Years	9.9	10.4	12.2	11.1	-	6.1
Intend To Remain Only 20 Or 22 Years Because:	1.9	2.1	0.9	2.1	-	2.0
Prefer To Return To Civilian Life	(47.4)	(36.4)	(100.0)	(50.0)	(-)	(66.7)
Want To Settle Down	(5.2)	(9.1)	(-)	(-)	(-)	(-)
Expect To Get a Good Civilian Job	(21.1)	(36.3)	(-)	(-)	(-)	(-)
Interested In Retiring Completely	(5.2)	(9.1)	(-)	(-)	(-)	(-)
Other Reasons	(21.1)	(9.1)	(-)	(50.0)	(-)	(33.3)
Intend To Remain Until 30 Year Retirement Because:	4.6	5.9	4.3	2.1	-	4.1
Want To Retire At The Higher Retirement Pay	(30.4)	(32.3)	(40.0)	(-)	(-)	(33.3)
Want To Retain The Fringe Benefits For Myself And Family	(-)	(-)	(-)	(-)	(-)	(-)
Want To Keep Doing The Kind Of Work Interested In	(30.4)	(35.5)	(20.0)	(-)	(-)	(33.3)
Will Be Too Young To Retire Before Then	(26.1)	(19.4)	(40.0)	(75.0)	(-)	(16.7)
Like Air Force Life	(10.9)	(9.7)	(-)	(25.0)	(-)	(16.7)
Other Reasons	(2.2)	(3.1)	(-)	(-)	(-)	(-)

TABLE 210 — USAF MALE NON-CAREER RESERVE COMMISSIONED OFFICERS ON FLYING STATUS BY AERONAUTICAL RATING, BY SELECTED CHARACTERISTICS AND ATTITUDES, WORLDWIDE — 31 OCT 1957 (CONTINUED)

SELECTED CHARACTERISTICS AND ATTITUDES	TOTAL NONCAREER OFFICERS ON FLYING STATUS	RATED OFFICERS ON FLYING STATUS				NONRATED ON FLYING STATUS
		Pilot	Observer	Navigator	Flight Surgeon	
CHIEF WORRIES WHEN FIRST ENTERED AIR FORCE						
Lengthy Obligated Service Period	9.1	10.1	5.2	10.2	5.3	7.5
Leaving Home Life	1.4	1.3	-	2.7	-	1.4
Accepting Military Discipline, Control And Regulations	3.3	2.5	0.9	3.2	5.3	8.2
Social Status Or Prestige Of Being A Serviceman	0.3	0.4	-	0.5	-	-
Breaking The News To Parents	0.2	0.2	-	0.5	-	-
Not Knowing Whether Would Qualify For And Receive The Training Or Job Wanted	19.9	22.4	16.5	16.7	-	20.3
Duty Assignments Would Not Be Interesting	4.2	2.5	4.3	4.3	26.3	7.5
Possibility Of Death Or Injury	1.0	1.0	0.9	1.6	-	0.7
Would Not Be Able To Go Overseas	0.7	0.6	0.9	1.1	5.3	-
Rigors Of Flying Training	8.1	10.8	6.1	5.3	-	4.8
Would Have To Go Overseas	0.2	0.2	-	0.5	-	-
Wouldn't Earn Enough To Support My Dependents	1.3	1.1	0.9	0.5	-	3.4
Entering A New Life	3.5	3.0	7.0	3.7	10.5	1.4
Wouldn't Be Promoted When Eligible	0.2	0.4	-	-	-	-
Would Not Get A chance To Complete My Schooling	4.0	3.8	7.0	5.3	-	1.4
Afraid That Friends Would Think That Had Made A Mistake In Joining Up	0.5	1.0	-	-	-	-
Might Be Wasting Several Years Of My Life	14.3	13.5	23.4	11.8	21.0	12.2
Might Get Into Serious Trouble Due To Military Laws And Regulations	0.3	0.2	-	0.5	-	0.7
No Worry Of Any Kind	25.7	23.5	23.4	28.9	26.3	29.8
Other Reasons	1.8	1.5	3.5	2.7	-	0.7
MOST FAVORABLE FEATURE OF AN AIR FORCE CAREER						
Adventure, Travel, New Experiences	11.5	8.5	14.8	12.2	10.4	19.0
Opportunities For More Training And Education In The Air Force	10.4	6.4	14.8	16.9	15.8	12.2
Retirement Benefits And Equity	18.9	17.2	21.8	21.7	31.6	17.8
The Prestige Attached To An Air Force Or Military Service Career	1.6	1.3	1.7	2.6	-	1.4
Pay And Allowances	11.2	10.8	13.0	16.4	5.3	5.4
Good Promotion Opportunities	0.2	-	-	0.5	-	0.7
Feel The Air Force Is A Good Place To Raise Family	0.4	0.4	0.9	0.5	-	-
Like Military Life In General	3.4	3.0	3.5	4.8	-	3.4
Like Flying And Aviation	36.2	45.6	24.3	18.6	31.6	34.7
Like My Job And Duty Assignment	3.4	4.0	3.5	2.1	5.3	2.7
Some Other Reason	2.8	2.8	1.7	3.7	-	2.7

Source: Sample Survey, Personnel Statistics Division, Directorate of Statistical Services, Comptroller of the Air Force

TABLE 211 — USAF REGULAR COMMISSIONED OFFICERS BY GRADE IN WHICH SERVING AND AIR FORCE

SELECTED CHARACTERISTICS AND ATTITUDES	GRADE IN WHICH SERVING								
	Colonel			Lieutenant Colonel			Major		
	Yes	Undecided	No	Yes	Undecided	No	Yes	Undecided	No
OFFICER - TOTAL	3,738	300	12	5,320	262	46	6,016	302	101
PER CENT - TOTAL	100.0	100.0	a/	100.0	100.0	a/	100.0	100.0	a/
MARITAL STATUS									
Never Married	1.5	-		2.6	4.3		5.4	-	
Married	97.9	100.0		96.3	91.4		93.5	92.6	
Other	0.6	-		1.1	4.3		1.1	7.4	
EDUCATIONAL LEVEL									
High School, Graduate Or Less	2.1	-		4.1	4.3		6.7	-	
College, No Degree	26.5	18.5		36.2	13.0		48.2	18.5	
College Degree	43.2	59.2		37.9	47.8		25.9	33.3	
Law, Masters, Doctorate, Medical Or Dental Degrees	28.2	22.3		21.8	34.9		19.2	48.2	
SOURCE OF COMMISSION									
Aviation Cadet	50.3	29.6		53.8	43.5		61.6	33.3	
Reserve Officer Training Corps	15.0	14.8		9.1	4.3		2.8	7.4	
USMA Or USNA	11.1	29.6		3.2	13.0		5.3	14.8	
Other	23.6	26.0		33.9	39.2		30.3	44.5	
RATING AND FLYING STATUS									
Pilot, On Flying Status	61.4	51.8		50.0	65.3		59.3	51.9	
Pilot, Not On Flying Status	2.7	-		4.1	4.3		4.1	3.7	
Observer, On Flying Status	1.2	-		2.4	-		2.8	3.7	
Observer, Not On Flying Status	0.6	3.7		3.2	-		1.9	-	
Navigator, On Flying Status	2.1	-		6.9	8.7		7.3	-	
Navigator, Not On Flying Status	1.2	-		1.5	-		0.9	3.7	
Flight Surgeon, On Flying Status	4.5	-		1.3	4.3		1.1	-	
Flight Surgeon, Not On Flying Status	-	-		-	-		0.6	7.4	
Other, On Flying Status	0.3	3.7		0.7	-		0.4	-	
Other, Not On Flying Status	26.0	40.8		29.9	17.4		21.6	29.6	
PERSONS MOST INFLUENTIAL IN MAKING UP MIND ABOUT STAYING IN OR LEAVING THE AIR FORCE									
Friends (Other Than Military)	0.6	3.7		0.9	-		1.9	7.4	
Friends (In The Military Services)	12.2	3.7		11.8	4.3		9.9	-	
Wife Or Girl Friend (Female Officers; Husband Or Boy Friend)	10.1	11.1		17.3	13.1		15.5	14.8	
Family Or Parents	1.5	-		1.9	4.3		2.0	-	
ROTC Instructors	1.2	-		0.2	-		-	-	
Present Immediate Supervisor	0.3	-		0.2	-		0.2	-	
Previous Immediate Supervisor	3.0	3.7		4.1	4.3		3.0	11.1	
Associates On The Job	8.6	7.4		8.1	13.1		8.0	3.7	
None Of The Above	62.5	70.4		55.5	60.9		59.5	63.0	
IMMEDIATE FAMILY'S FEELING ABOUT MAKING A CAREER IN THE AIR FORCE									
Like It Very Much	51.2	18.5		47.1	30.4		42.8	7.4	
Like It	27.1	26.0		30.6	17.4		29.8	22.2	
Neutral	17.6	44.4		18.2	39.2		20.7	40.7	
Dislike It	3.3	7.4		3.2	8.7		5.4	18.5	
Dislike It Very Much	0.8	3.7		0.9	4.3		1.3	11.2	

CAREER PLANS BY SELECTED CHARACTERISTICS AND ATTITUDES, WORLDWIDE – 31 OCT 1957

AND AIR FORCE CAREER PLANS									SELECTED CHARACTERISTICS AND ATTITUDES
Captain			First Lieutenant			Second Lieutenant			
Yes	Undecided	No	Yes	Undecided	No	Yes	Undecided	No	
4,609	635	129	3,449	665	135	640	218	13	OFFICER - TOTAL
100.0	100.0	a/	100.0	100.0	a/	100.0	100.0	a/	PER CENT - TOTAL
									MARITAL STATUS
7.9	7.4		14.4	20.3		46.0	64.7		Never Married
90.8	90.7		84.6	77.9		54.0	35.3		Married
1.3	1.9		1.0	1.8		-	-		Other
									EDUCATIONAL LEVEL
2.8	1.9		2.6	-		8.0	-		High School, Graduate Or Less
28.6	9.3		29.1	6.8		6.0	5.9		College, No Degree
46.7	35.2		65.4	83.0		86.0	94.1		College Degree
21.9	53.6		2.9	10.2		-	-		Law, Masters, Doctorate, Medical Or Dental Degrees
									SOURCE OF COMMISSION
45.9	13.0		33.6	10.2		14.3	5.9		Aviation Cadet
15.3	16.7		31.9	16.9		8.2	17.6		Reserve Officer Training Corps
12.4	40.7		21.8	62.7		77.5	76.5		USMA Or USNA
26.4	29.6		12.7	10.2		-	-		Other
									RATING AND FLYING STATUS
52.2	35.2		59.2	54.2		38.0	23.5		Pilot, On Flying Status
3.6	1.9		0.3	3.4		-	-		Pilot, Not On Flying Status
3.8	3.7		7.8	3.4		2.0	5.9		Observer, On Flying Status
2.8	-		-	-		-	-		Observer, Not On Flying Status
5.4	1.9		10.5	11.9		8.0	11.8		Navigator, On Flying Status
0.8	-		-	-		-	-		Navigator, Not On Flying Status
0.3	-		-	-		-	-		Flight Surgeon, On Flying Status
0.5	-		-	-		-	-		Flight Surgeon, Not On Flying Status
1.3	-		2.9	3.4		36.0	17.6		Other, On Flying Status
29.3	57.3		19.3	23.7		16.0	41.2		Other, Not On Flying Status
									PERSONS MOST INFLUENTIAL IN MAKING UP MIND ABOUT STAYING IN OR LEAVING THE AIR FORCE
0.5	1.9		2.6	-		4.0	0		Friends (Other Than Military)
8.7	14.8		11.1	11.9		10.0	5.9		Friends (In The Military Services)
17.9	22.2		12.7	15.2		4.0	11.8		Wife Or Girl Friend (Female Officers; Husband Or Boy Friend)
2.8	-		3.3	1.7		6.0	5.9		Family Or Parents
1.8	-		3.6	-		4.0	-		ROTC Instructors
0.3	1.9		1.0	-		-	-		Present Immediate Supervisor
3.1	-		3.6	1.7		4.0	-		Previous Immediate Supervisor
6.9	5.6		9.5	11.9		4.0	5.9		Associates On The Job
58.0	53.6		52.6	57.6		64.0	70.5		None Of The Above
									IMMEDIATE FAMILY'S FEELING ABOUT MAKING A CAREER IN THE AIR FORCE
40.6	11.1		34.0	5.1		38.0	5.9		Like It Very Much
32.7	14.8		35.6	13.6		34.0	23.5		Like It
20.4	59.3		23.5	50.8		26.0	47.1		Neutral
5.6	13.0		5.9	27.1		2.0	23.5		Dislike It
0.7	1.8		1.0	3.4		-	-		Dislike It Very Much

TABLE 211 — USAF REGULAR COMMISSIONED OFFICERS BY GRADE IN WHICH SERVING AND AIR FORCE

SELECTED CHARACTERISTICS AND ATTITUDES	GRADE IN WHICH SERVING								
	Colonel			Lieutenant Colonel			Major		
	Yes	Undecided	No	Yes	Undecided	No	Yes	Undecided	No
AGE									
24 Years And Under	-	-		-	-		-	-	
25 Through 29 Years	-	-		-	-		-	-	
30 Through 34 Years	-	-		1.7	4.3		13.4	33.3	
35 Through 39 Years	25.6	14.8		38.1	47.9		67.8	48.1	
40 Through 44 Years	40.8	51.8		48.0	43.5		17.5	18.6	
45 Years And Over	33.6	33.4		12.2	4.3		1.3	-	
ACTIVE DUTY PREFERENCES AS OF TODAY									
Prefer To Remain On Active Duty	97.0	55.5		97.9	69.6		99.2	29.6	
Prefer To Separate	-	-		0.2	-		0.2	3.7	
Undecided	3.0	44.5		1.9	30.4		0.6	66.7	
TOTAL FEDERAL MILITARY SERVICE									
Less Than 3 Years	-	-		-	-		-	-	
3 Through 7 Years	-	-		1.5	-		3.7	7.4	
8 Through 12 Years	0.6	-		3.0	13.1		15.3	22.2	
13 Through 17 Years	58.1	40.7		75.4	73.8		79.1	70.4	
18 Through 22 Years	20.8	55.6		16.3	13.1		1.3	-	
22 Years Or Over	20.5	3.7		3.8	-		0.6	-	
DUTY OCCUPATIONAL AREA									
Commander And Director	52.3	55.6		24.0	30.3		2.6	-	
Combat And Operations	5.0	-		17.6	13.0		38.0	33.3	
Intelligence And Psychological Warfare	3.0	7.4		5.6	-		2.6	3.7	
Photography And Cartography	-	-		0.2	-		0.2	-	
Weather	0.3	-		0.9	-		1.7	-	
Communications - Electronics	1.5	-		3.4	4.4		2.8	3.7	
Armament	0.6	-		2.1	4.4		0.9	-	
Maintenance Engineering	0.6	3.7		3.4	8.7		5.8	-	
Installation Engineering	3.0	3.7		2.1	4.3		0.7	-	
Transportation	0.6	-		0.6	-		0.7	-	
Supply	1.5	-		2.6	-		4.5	-	
Production And Procurement	3.8	7.4		3.2	4.4		2.2	-	
Comptroller	1.5	-		1.7	-		2.1	3.7	
Administration Services	3.3	3.7		5.4	-		4.5	3.7	
Information Services	1.2	-		0.4	-		0.6	-	
Personnel	1.8	-		4.3	-		5.2	3.7	
Education And Training	4.2	7.4		5.4	4.4		5.6	-	
Air Police	0.6	-		0.4	-		0.7	-	
Legal	1.5	3.7		2.8	-		2.4	-	
Chaplain	0.9	-		1.5	-		0.6	-	
Special Investigation	0.6	-		-	-		0.4	-	
Research And Development	4.5	7.4		6.9	21.7		6.1	11.2	
Medical Administrative And Laboratory	0.6	-		2.4	-		0.6	-	
Medical Specialist	-	-		-	-		-	-	
Medical Officers	5.0	-		1.7	4.4		3.5	29.6	
Nurses	-	-		0.4	-		2.6	-	
Dental	2.1	-		0.6	-		2.2	7.4	
Veterinary	-	-		0.4	-		0.2	-	

a/ Too few observations for reliability.

Source: Sample Survey, Personnel Statistics Division, Directorate of Statistical Services, Comptroller of the Air Force

CAREER PLANS BY SELECTED CHARACTERISTICS AND ATTITUDES, WORLDWIDE – 31 OCT 1957 (CONTINUED)

AND AIR FORCE CAREER PLANS									SELECTED CHARACTERISTICS AND ATTITUDES
Captain			First Lieutenant			Second Lieutenant			
Yes	Undecided	No	Yes	Undecided	No	Yes	Undecided	No	
									AGE
-	-		9.0	8.8		73.3	66.7		24 Years And Under
17.4	19.6		81.9	84.2		26.7	33.3		25 Through 29 Years
57.4	68.6		8.7	7.0		-	-		30 Through 34 Years
22.6	9.8		0.4	-		-	-		35 Through 39 Years
2.6	2.0		-	-		-	-		40 Through 44 Years
-	-		-	-		-	-		45 Years And Over
									ACTIVE DUTY PREFERENCES AS OF TODAY
98.2	51.8		99.0	33.9		98.0	52.9		Prefer To Remain On Active Duty
-	3.7		0.3	-		-	5.9		Prefer To Separate
1.8	44.5		0.7	66.1		2.0	41.2		Undecided
									TOTAL FEDERAL MILITARY SERVICE
2.8	14.8		14.4	18.6		94.0	94.1		Less Than 3 Years
48.7	46.3		82.3	81.4		6.0	5.9		3 Through 7 Years
30.4	31.4		3.3	-		-	-		8 Through 12 Years
17.3	5.6		-	-		-	-		13 Through 17 Years
0.3	-		-	-		-	-		18 Through 22 Years
0.5	1.9		-	-		-	-		22 Years Or Over
									DUTY OCCUPATIONAL AREA
0.8	-		-	-		-	-		Commander And Director
37.7	22.1		67.0	62.6		80.0	70.5		Combat And Operations
1.0	1.9		0.7	-		-	-		Intelligence And Psychological Warfare
-	-		-	-		-	-		Photography And Cartography
1.8	5.6		2.0	-		-	5.9		Weather
2.6	-		3.6	3.4		4.0	-		Communications - Electronics
4.3	3.7		1.6	3.4		8.0	5.9		Armament
3.1	1.9		3.3	1.7		2.0	-		Maintenance Engineering
0.8	3.7		1.0	-		-	5.9		Installation Engineering
-	-		0.7	-		-	-		Transportation
2.3	-		2.0	-		4.0	-		Supply
3.1	-		0.7	1.7		-	5.9		Production And Procurement
1.5	-		0.3	1.7		-	-		Comptroller
2.8	5.6		3.0	3.4		-	-		Administration Services
0.3	-		-	-		-	-		Information Services
2.6	-		4.9	3.4		-	-		Personnel
4.6	-		1.3	-		-	-		Education And Training
0.5	-		0.7	-		-	-		Air Police
1.5	-		-	-		-	-		Legal
1.5	-		0.3	-		-	-		Chaplain
0.5	-		1.0	1.7		2.0	5.9		Special Investigation
12.0	24.0		3.3	10.2		-	-		Research And Development
2.0	-		1.3	1.7		-	-		Medical Administrative And Laboratory
0.5	-		-	-		-	-		Medical Specialist
4.8	27.8		-	1.7		-	-		Medical Officers
4.6	3.7		1.0	-		-	-		Nurses
2.0	-		0.3	3.4		-	-		Dental
0.8	-		-	-		-	-		Veterinary

TABLE 212 — USAF CAREER RESERVE COMMISSIONED OFFICERS BY GRADE IN WHICH SERVING AND AIR FORCE

SELECTED CHARACTERISTICS AND ATTITUDES	GRADE IN WHICH SERVING								
	Colonel			Lieutenant Colonel			Major		
	Yes	Undecided	No	Yes	Undecided	No	Yes	Undecided	No
OFFICER - TOTAL	544	26	-	3,789	97	64	15,112	368	130
PER CENT - TOTAL	100.0	a/	-	100.0	a/	a/	100.0	100.0	a/
MARITAL STATUS									
Never Married	2.4			2.8			2.6	9.7	
Married	95.2			94.9			95.1	90.3	
Other	2.4			2.3			2.3	-	
EDUCATIONAL LEVEL									
High School, Graduate Or Less	7.1			11.9			18.4	22.6	
College, No Degree	40.5			45.7			55.3	48.4	
College, Degree	38.1			28.4			19.2	16.1	
Law, Masters, Doctorate, Medical Or Dental Degrees	14.3			14.0			7.1	12.9	
SOURCE OF COMMISSION									
Aviation Cadet	38.1			37.7			54.5	58.1	
Reserve Officer Training Corps	19.0			14.0			3.1	3.2	
USMA Or USNA	-			-			-	-	
Other	42.9			48.3			42.4	38.7	
RATING AND FLYING STATUS									
Pilot, On Flying Status	38.1			31.3			43.3	51.6	
Pilot, Not On Flying Status	2.4			2.9			4.6	6.5	
Observer, On Flying Status	4.8			1.7			3.7	3.2	
Observer, Not On Flying Status	4.8			1.1			2.6	-	
Navigator, On Flying Status	-			3.7			6.9	6.5	
Navigator, Not On Flying Status	2.4			0.9			1.1	-	
Flight Surgeon, On Flying Status	-			0.6			0.2	-	
Flight Surgeon, Not On Flying Status	-			-			-	-	
Other, On Flying Status	-			0.6			0.3	-	
Other, Not On Flying Status	47.5			57.2			37.3	32.2	
PERSONS MOST INFLUENTIAL IN MAKING UP MIND ABOUT STAYING IN OR LEAVING THE AIR FORCE									
Friends (Other Than Military)	-			0.6			0.9	-	
Friends (In The Military Services)	16.7			9.1			8.8	3.2	
Wife Or Girl Friend (Female Officers; Husband Or Boy Friend)	7.1			17.6			20.6	19.3	
Family Or Parents	-			2.8			4.0	6.5	
ROTC Instructors	-			-			-	-	
Present Immediate Supervisor	2.4			-			0.4	3.2	
Previous Immediate Supervisor	2.4			2.6			2.2	6.5	
Associates On The Job	9.5			7.1			7.4	6.5	
None Of The Above	61.9			60.2			55.7	54.8	
IMMEDIATE FAMILY'S FEELING ABOUT MAKING A CAREER IN THE AIR FORCE									
Like It Very Much	66.6			58.1			54.0	12.9	
Like It	14.3			25.0			24.4	29.0	
Neutral	16.7			15.1			17.1	35.5	
Dislike It	2.4			0.9			2.7	16.1	
Dislike It Very Much	-			0.9			1.8	6.5	

a/ Too few observations for reliability.

CAREER PLANS BY SELECTED CHARACTERISTICS AND ATTITUDES, WORLDWIDE – 31 OCT 1957

AND AIR FORCE CAREER PLANS									SELECTED CHARACTERISTICS AND ATTITUDES
Captain			First Lieutenant			Second Lieutenant			
Yes	Undecided	No	Yes	Undecided	No	Yes	Undecided	No	
31,184	1,249	371	16,806	3,456	2,052	2,381	991	360	OFFICER - TOTAL
100.0	100.0	100.0	100.0	100.0	100.0	100.0	100.0	100.0	PER CENT - TOTAL
									MARITAL STATUS
4.9	17.1	24.2	19.5	25.1	32.7	45.3	50.0	56.8	Never Married
93.5	81.1	75.8	79.1	73.1	65.5	54.3	48.0	40.5	Married
1.6	1.8	-	1.4	1.8	1.8	0.4	2.0	2.7	Other
									EDUCATIONAL LEVEL
19.5	7.2	9.1	16.1	10.6	8.3	16.7	6.9	10.8	High School, Graduate Or Less
57.0	36.9	33.3	45.7	31.1	20.2	47.7	36.3	21.6	College, No Degree
18.4	34.3	39.4	35.4	53.0	66.1	35.2	54.8	64.8	College, Degree
5.1	21.6	18.2	2.8	5.3	5.4	0.4	2.0	2.8	Law, Masters, Doctorate, Medical Or Dental Degrees
									SOURCE OF COMMISSION
59.7	51.4	45.5	55.8	40.6	34.1	49.6	45.0	41.7	Aviation Cadet
4.8	10.8	12.1	27.0	49.2	58.1	32.0	52.0	58.3	Reserve Officer Training Corps
-	-	-	-	-	-	-	-	-	USMA Or USNA
35.5	37.8	42.4	17.2	10.2	7.8	18.4	3.0	-	Other
									RATING AND FLYING STATUS
46.8	41.4	27.3	47.8	51.2	45.2	38.4	40.1	29.7	Pilot, On Flying Status
5.9	5.4	6.0	1.2	1.1	1.8	1.2	2.9	-	Pilot, Not On Flying Status
5.7	8.1	12.1	12.1	8.1	12.5	5.3	2.0	2.7	Observer, On Flying Status
3.3	0.9	6.1	0.7	0.4	0.6	-	1.0	-	Observer, Not On Flying Status
10.2	3.6	-	14.9	13.4	13.1	17.5	16.7	27.0	Navigator, On Flying Status
1.4	4.5	-	0.3	-	0.6	-	1.0	-	Navigator, Not On Flying Status
-	0.9	-	-	-	-	-	-	-	Flight Surgeon, On Flying Status
-	0.9	3.0	-	-	-	-	-	-	Flight Surgeon, Not On Flying Status
0.5	1.8	-	1.7	1.4	1.2	17.5	21.6	18.9	Other, On Flying Status
26.2	32.5	45.5	21.3	24.4	25.0	20.1	14.7	21.7	Other, Not On Flying Status
									PERSONS MOST INFLUENTIAL IN MAKING UP MIND ABOUT STAYING IN OR LEAVING THE AIR FORCE
0.9	5.4	9.1	1.7	2.1	1.8	2.9	-	5.4	Friends (Other Than Military)
8.9	7.2	3.0	12.2	7.8	4.8	11.0	13.7	10.8	Friends (In The Military Services)
19.3	18.0	12.1	15.0	20.8	17.3	9.4	19.6	10.8	Wife Or Girl Friend (Female Officers; Husband Or Boy Friend)
3.7	2.7	3.0	4.1	4.6	7.1	8.6	6.9	5.4	Family Or Parents
0.3	-	3.0	1.8	1.1	1.2	9.0	5.9	2.7	ROTC Instructors
0.4	2.7	6.1	1.2	1.8	2.4	0.8	-	2.7	Present Immediate Supervisor
2.5	6.3	6.1	4.4	4.2	2.4	2.0	-	-	Previous Immediate Supervisor
6.7	6.3	3.0	11.0	13.4	6.0	13.5	11.8	5.4	Associates On The Job
57.3	51.4	54.6	48.6	44.2	57.0	42.8	42.1	56.8	None Of The Above
									IMMEDIATE FAMILY'S FEELING ABOUT MAKING A CAREER IN THE AIR FORCE
49.9	10.9	9.1	35.2	6.4	2.4	44.1	4.9	2.7	Like It Very Much
27.8	16.2	9.1	33.8	19.1	5.4	29.8	25.5	16.2	Like It
18.7	49.5	48.5	25.5	53.4	58.9	23.7	57.8	59.5	Neutral
3.1	18.0	24.2	4.8	17.7	26.2	1.6	8.8	16.2	Dislike It
0.5	5.4	9.1	0.7	3.4	7.1	0.8	3.0	5.4	Dislike It Very Much

TABLE 212 — USAF CAREER RESERVE COMMISSIONED OFFICERS BY GRADE IN WHICH SERVING AND AIR FORCE

SELECTED CHARACTERISTICS AND ATTITUDES	GRADE IN WHICH SERVING								
	Colonel			Lieutenant Colonel			Major		
	Yes	Undecided	No	Yes	Undecided	No	Yes	Undecided	No
AGE									
24 Years And Under	-			0.3			-	-	
25 Through 29 Years	-			-			-	-	
30 Through 34 Years	-			0.9			5.0	12.9	
35 Through 39 Years	11.9			27.8			56.2	51.6	
40 Through 44 Years	30.9			32.4			27.8	22.6	
45 Years And Over	57.2			38.6			11.0	12.9	
AS OF TODAY, WHAT ARE YOUR ACTIVE DUTY PREFERENCES									
Prefer To Remain On Active Duty	97.6			98.8			99.0	22.6	
Prefer To Separate	-			0.9			0.5	3.2	
Undecided	2.4			0.3			0.5	74.2	
TOTAL FEDERAL MILITARY SERVICE									
Less Than 3 Years	-			0.3			-	-	
3 Through 7 Years	-			-			0.9	3.2	
8 Through 12 Years	-			0.9			3.6	12.9	
13 Through 17 Years	54.7			74.7			92.6	83.9	
18 Through 22 Years	11.9			11.1			1.3	-	
22 Years Or Over	33.4			13.0			1.6	-	
DUTY OCCUPATIONAL AREA									
Commander And Director	38.0			17.6			2.3	-	
Combat And Operations	2.4			13.6			32.0	32.2	
Intelligence And Psychological Warfare	2.4			2.3			2.8	3.2	
Photography And Cartography	-			0.3			0.6	-	
Weather	-			2.3			2.4	9.7	
Communications - Electronics	7.1			6.0			7.1	9.7	
Armament	-			0.6			2.9	9.7	
Maintenance Engineering	2.4			4.5			6.4	12.9	
Installation Engineering	-			4.8			1.9	6.5	
Transportation	2.4			1.7			1.6	3.2	
Supply	4.8			10.2			7.1	-	
Production And Procurement	7.1			3.1			1.2	-	
Comptroller	2.4			1.7			4.1	-	
Administration Services	7.1			10.8			6.4	-	
Information Services	7.1			1.4			1.0	-	
Personnel	4.8			4.8			6.4	-	
Education And Training	2.4			4.0			4.0	3.2	
Air Police	-			1.1			1.3	-	
Legal	-			0.9			0.5	3.2	
Chaplain	-			0.9			1.3	6.5	
Special Investigation	2.4			1.1			1.6	-	
Research And Development	2.4			2.6			2.0	-	
Medical Administrative And Laboratory	-			1.1			2.3	-	
Medical Specialist	-			-			0.1	-	
Medical Officers	4.8			0.9			0.1	-	
Nurses	-			-			0.1	-	
Dental	-			1.7			0.2	-	
Veterinary	-			-			0.3	-	

a/ Too few observations for reliability.

Source: Sample Survey, Personnel Statistics Division, Directorate of Statistical Services, Comptroller of the Air Force

CAREER PLANS BY SELECTED CHARACTERISTICS AND ATTITUDES, WORLDWIDE – 31 OCT 1957 (CONTINUED)

AND AIR FORCE CAREER PLANS									SELECTED CHARACTERISTICS AND ATTITUDES
Captain			First Lieutenant			Second Lieutenant			
Yes	Undecided	No	Yes	Undecided	No	Yes	Undecided	No	
									AGE
	-	-	21.6	28.4	32.9	73.0	84.2	91.7	24 Years And Under
4.3	13.5	12.1	64.2	63.1	59.9	26.2	15.8	8.3	25 Through 29 Years
31.7	36.9	30.3	9.8	6.7	6.6	0.8	-	-	30 Through 34 Years
48.7	39.7	48.5	4.3	1.8	0.6	-	-	-	35 Through 39 Years
12.9	7.2	3.0	0.1	-	-	-	-	-	40 Through 44 Years
2.4	2.7	6.1	-	-	-	-	-	-	45 Years And Over
									AS OF TODAY, WHAT ARE YOUR ACTIVE DUTY PREFERENCES
98.9	27.9	18.2	98.4	35.3	16.2	98.0	53.9	35.1	Prefer To Remain On Active Duty
0.3	2.7	75.8	0.1	2.5	74.9	-	-	45.9	Prefer To Separate
0.8	69.4	6.0	1.5	62.2	8.9	2.0	46.1	19.0	Undecided
									TOTAL FEDERAL MILITARY SERVICE
0.1	2.7	-	24.5	39.2	44.6	98.8	99.0	97.3	Less Than 3 Years
16.6	31.5	27.3	70.8	58.6	53.0	1.2	1.0	2.7	3 Through 7 Years
23.6	15.3	21.2	2.8	0.7	1.2	-	-	-	8 Through 12 Years
59.5	50.5	42.4	1.5	1.1	0.6	-	-	-	13 Through 17 Years
0.1	-	-	-	-	-	-	-	-	18 Through 22 Years
0.1	-	9.1	0.4	0.4	0.6	-	-	-	22 Years Or Over
									DUTY OCCUPATIONAL AREA
0.1	-	3.0	-	-	-	-	-	-	Commander And Director
43.1	36.1	36.4	68.3	67.8	69.0	77.7	82.2	81.1	Combat And Operations
2.2	2.7	-	2.0	1.8	1.7	1.6	1.0	-	Intelligence And Psychological Warfare
0.4	-	-	0.2	0.7	1.2	0.4	-	-	Photography And Cartography
1.8	1.8	3.0	0.9	0.4	2.4	-	-	-	Weather
7.4	8.1	9.1	3.6	5.3	1.2	4.9	3.9	5.4	Communications - Electronics
2.7	1.8	6.1	1.6	0.7	1.8	1.6	1.0	-	Armament
7.3	3.6	6.1	3.8	2.5	2.4	1.2	4.9	-	Maintenance Engineering
0.9	2.7	3.0	0.5	0.7	-	0.4	1.0	2.7	Installation Engineering
1.2	-	-	0.8	1.0	1.2	1.6	-	-	Transportation
5.8	4.5	3.0	3.6	2.5	2.4	0.8	-	-	Supply
1.0	1.8	-	0.6	1.0	0.6	0.4	2.0	-	Production And Procurement
2.5	1.8	-	0.7	0.4	1.8	0.8	-	2.7	Comptroller
5.0	4.5	-	3.1	4.9	2.4	2.9	-	-	Administration Services
0.6	-	-	0.3	0.4	-	0.4	-	-	Information Services
6.0	6.3	3.0	3.6	3.5	4.1	2.5	2.0	-	Personnel
3.2	3.6	6.1	1.0	0.7	-	0.4	-	2.7	Education And Training
1.3	-	-	0.7	0.4	1.2	-	-	2.7	Air Police
0.7	2.7	3.0	0.1	0.7	2.4	-	-	-	Legal
0.9	4.5	-	0.2	0.7	-	-	-	-	Chaplain
1.0	1.8	-	0.6	0.3	-	-	-	-	Special Investigation
1.6	6.3	6.1	0.9	1.4	1.8	0.4	-	2.7	Research And Development
1.2	-	-	1.5	-	1.2	0.4	1.0	-	Medical Administrative And Laboratory
0.1	-	3.0	0.1	-	-	0.4	-	-	Medical Specialist
0.1	1.8	3.0	-	-	-	-	-	-	Medical Officers
1.6	1.8	6.1	1.3	1.8	1.2	1.2	1.0	-	Nurses
0.2	1.8	-	-	0.4	-	-	-	-	Dental
0.1	-	-	-	-	-	-	-	-	Veterinary

TABLE 213 — USAF NON-CAREER RESERVE COMMISSIONED OFFICERS BY GRADE IN WHICH SERVING AND AIR FORCE CAREER PLANS BY SELECTED CHARACTERISTICS AND ATTITUDES, WORLDWIDE — 31 OCT 1957

SELECTED CHARACTERISTICS AND ATTITUDES	GRADE IN WHICH SERVING AND AIR FORCE CAREER PLANS								
	Captain			First Lieutenant			Second Lieutenant		
	Yes	Undecided	No	Yes	Undecided	No	Yes	Undecided	No
OFFICER - TOTAL	333	591	2,514	2,409	2,886	9,590	1,303	2,733	5,454
PER CENT - TOTAL	100.0	100.0	100.0	100.0	100.0	100.0	100.0	100.0	100.0
MARITAL STATUS									
Never Married	48.1	35.4	20.6	30.7	41.3	38.7	37.3	46.7	43.1
Married	48.1	62.5	79.4	68.3	57.4	60.9	61.8	51.4	56.9
Other	3.8	2.1	-	1.0	1.3	0.4	0.9	1.9	-
EDUCATIONAL LEVEL									
High School, Graduate Or Less	7.4	2.1	-	10.9	5.0	3.4	10.8	3.3	1.2
College, No Degree	29.6	6.2	-	38.6	22.3	13.3	42.2	13.0	5.4
College, Degree	18.5	6.2	0.5	43.1	57.8	69.7	42.2	73.4	86.4
Law, Masters, Doctorate, Medical Or Dental Degrees	44.5	85.5	99.5	7.4	14.9	13.6	4.8	10.3	7.0
SOURCE OF COMMISSION									
Aviation Cadet	3.7	-	-	38.3	20.5	15.5	19.0	9.1	3.1
Reserve Officer Training Corps	3.7	2.1	3.1	36.3	56.5	72.5	38.0	68.4	89.8
USMA Or USNA	-	-	-	-	-	-	-	-	-
Other	92.6	97.9	96.9	25.4	23.0	12.0	43.0	22.5	7.1
RATING AND FLYING STATUS									
Pilot, On Flying Status	7.4	-	-	45.5	31.9	34.9	8.7	12.1	10.5
Pilot, Not On Flying Status	7.4	-	-	0.5	-	0.7	2.9	-	0.7
Observer, On Flying Status	-	2.1	-	8.9	10.0	6.3	2.0	5.1	2.1
Observer, Not On Flying Status	-	-	0.5	-	-	0.2	-	0.5	-
Navigator, On Flying Status	3.7	-	-	7.9	13.7	10.5	16.7	4.2	6.6
Navigator, Not On Flying Status	3.7	-	1.5	0.5	0.4	1.0	2.0	-	0.2
Flight Surgeon, On Flying Status	-	12.5	5.9	-	-	-	-	-	-
Flight Surgeon, Not On Flying Status	-	-	-	-	-	0.1	-	-	-
Other, On Flying Status	11.1	4.2	6.4	0.5	0.8	1.5	16.7	20.6	13.1
Other, Not On Flying Status	66.7	81.2	85.7	36.2	43.2	44.8	51.0	57.5	66.8
PERSONS MOST INFLUENTIAL IN MAKING UP MIND ABOUT STAYING IN OR LEAVING THE AIR FORCE									
Friends (Other Than Military)	7.4	2.1	1.5	1.0	2.5	4.4	2.0	1.9	3.0
Friends (In The Military Services)	14.8	12.5	2.9	14.8	10.3	4.5	11.8	13.1	2.8
Wife Or Girl Friend (Female Officers; Husband Or Boy Friend)	22.3	14.6	6.4	14.3	19.4	12.4	17.6	19.6	14.0
Family Or Parents	7.4	4.2	1.5	4.0	5.8	4.5	7.8	3.7	7.3
ROTC Instructors	-	-	-	3.5	1.7	0.2	8.8	6.5	1.9
Present Immediate Supervisor	7.4	6.2	4.9	4.0	1.7	2.7	1.0	1.4	1.2
Previous Immediate Supervisor	-	2.1	2.0	2.0	0.4	2.2	2.9	-	2.3
Associates On The Job	7.4	6.2	2.9	11.4	11.2	8.6	11.8	7.9	7.3
None Of The Above	33.3	52.1	77.9	45.0	47.0	60.5	36.3	45.9	60.2
IMMEDIATE FAMILY'S FEELING ABOUT MAKING A CAREER IN THE AIR FORCE									
Like It Very Much	26.0	-	-	28.2	5.8	1.5	43.2	5.6	1.4
Like It	37.0	10.6	1.0	33.7	16.1	5.1	29.4	16.8	3.0
Neutral	33.3	70.2	38.9	31.2	61.2	52.2	22.5	63.1	49.9
Dislike It	3.7	14.9	36.5	6.4	12.8	31.0	3.9	12.6	35.6
Dislike It Very Much	-	4.3	23.6	0.5	4.1	10.2	1.0	1.9	10.1

TABLE 213 — USAF NON-CAREER RESERVE COMMISSIONED OFFICERS BY GRADE IN WHICH SERVING AND AIR FORCE CAREER PLANS BY SELECTED CHARACTERISTICS AND ATTITUDES, WORLDWIDE — 31 OCT 1957 (CONTINUED)

SELECTED CHARACTERISTICS AND ATTITUDES	GRADE IN WHICH SERVING AND AIR FORCE CAREER PLANS								
	Captain			First Lieutenant			Second Lieutenant		
	Yes	Undecided	No	Yes	Undecided	No	Yes	Undecided	No
OFFICER - TOTAL	333	591	2,514	2,409	2,886	9,950	1,303	2,733	5,454
PER CENT - TOTAL	100.0	100.0	100.0	100.0	100.0	100.0	100.0	100.0	100.0
AGE									
24 Years And Under	3.7	6.7	1.0	28.0	40.1	43.9	64.0	86.5	83.7
25 Through 29 Years	44.4	66.6	93.4	54.5	55.0	55.0	36.0	13.0	16.0
30 Through 34 Years	3.7	17.8	3.6	14.5	4.1	0.9	-	0.5	0.3
35 Through 39 Years	40.8	6.7	1.5	3.0	0.4	0.2	-	-	-
40 Through 44 Years	7.4	2.2	0.5	-	0.4	-	-	-	-
45 Years And Over	-	-	-	-	-	-	-	-	-
AS OF TODAY, WHAT ARE YOUR ACTIVE DUTY PREFERENCES									
Prefer To Remain On Active Duty	96.3	25.0	16.7	97.0	24.0	6.0	94.1	23.8	15.0
Prefer To Separate	-	16.7	74.0	1.0	6.2	88.4	2.0	6.5	78.2
Undecided	3.7	58.3	9.3	2.0	69.8	5.6	3.9	69.7	6.8
TOTAL FEDERAL MILITARY SERVICE									
Less Than 3 Years	48.2	62.5	81.4	54.0	69.4	69.4	96.1	94.4	95.5
3 Through 7 Years	33.3	18.7	9.8	44.6	28.1	28.5	3.9	5.6	4.5
8 Through 12 Years	11.1	16.7	8.8	1.4	2.5	2.1	-	-	-
13 Through 17 Years	7.4	2.1	-	-	-	-	-	-	-
18 Through 22 Years	-	-	-	-	-	-	-	-	-
22 Years Or Over	-	-	-	-	-	-	-	-	-
DUTY OCCUPATIONAL AREA									
Commander And Director	-	-	-	-	-	-	1.9	0.9	0.5
Combat And Operations	-	-	-	55.0	52.8	52.2	48.0	47.1	42.9
Intelligence And Psychological Warfare	-	-	-	3.0	2.1	1.9	1.0	0.5	2.6
Photography And Cartography	-	-	-	0.5	0.5	0.2	1.0	0.5	0.5
Weather	-	-	-	0.5	1.2	1.1	4.9	5.6	1.6
Communications - Electronics	3.7	-	-	3.5	3.3	3.0	2.9	2.8	3.7
Armament	-	-	-	1.0	0.8	1.5	2.0	1.4	2.8
Maintenance Engineering	-	-	-	2.5	1.2	3.2	3.9	1.4	4.9
Installation Engineering	-	-	-	-	-	1.4	2.0	3.3	4.7
Transportation	-	-	-	1.0	0.5	2.0	-	-	1.4
Supply	-	-	-	2.5	1.2	5.1	2.0	2.8	5.4
Production And Procurement	-	-	-	0.5	1.2	1.2	-	0.9	1.2
Comptroller	-	-	-	1.5	1.2	3.0	1.0	0.5	3.3
Administration Services	-	-	-	1.5	2.5	2.2	1.0	0.9	1.4
Information Services	-	-	-	-	0.5	0.1	-	-	0.2
Personnel	-	-	-	3.0	3.3	3.6	2.9	3.3	3.7
Education And Training	7.4	-	-	-	0.5	0.2	1.0	1.4	0.9
Air Police	-	-	-	-	-	0.2	-	-	1.4
Legal	3.7	-	-	1.0	3.3	2.9	-	-	1.2
Chaplain	-	-	-	9.0	2.5	0.4	-	-	-
Special Investigation	-	-	-	0.5	0.5	0.4	1.0	-	-
Research And Development	-	-	-	-	1.2	3.8	-	5.6	8.9
Medical Administrative And Laboratory	-	-	-	4.5	1.2	1.5	12.7	10.3	2.1
Medical Specialist	3.7	2.1	-	-	-	0.1	1.0	0.5	-
Medical Officers	22.3	58.3	69.5	0.5	2.5	1.6	-	-	-
Nurses	33.3	12.5	0.5	8.0	11.5	3.5	9.8	10.3	4.7
Dental	22.2	25.0	30.0	0.5	3.7	3.0	-	-	-
Veterinary	3.7	2.1	-	-	0.8	0.7	-	-	-

Note: Only 140 Non-career Reserve officers are in grade of Major or above. Too few observations for reliability.

Source: Sample Survey, Personnel Statistics Division, Directorate of Statistical Services, Comptroller of the Air Force

50528Z O - 59 - 29

MILITARY PERSONNEL SAMPLE SURVEYS

AIRMEN — 31 OCTOBER 1957

DATA ON AIRMEN ARE BASED ON A 4.5 PER CENT SAMPLE OF AIRMAN STRENGTH OF 762,945 AS OF 31 OCT 1957.

SAMPLE SURVEY COMMENTARY

AIRMEN — 31 OCT 1957

CAREER AIRMEN BY GRADE IN WHICH SERVING AND REENLISTMENT INTENT. - This analysis of Career Airmen probes deeper into their characteristics and attitudes by stratifying them by grade and reenlistment intent. This group of 378,000 airmen are serving their second or later Air Force enlistment or their first Air Force enlistment with prior service in another branch of the military service. Aviation cadets are excluded.

Certainty of Reenlistment Intent: Career Airmen have a highly favorable reenlistment intent with 73 per cent intending to reenlist; 15 per cent, undecided about reenlisting; and 12 per cent, not planning to reenlist. The negative reenlistment intent runs from two per cent for Master Sergeants to 41 per cent for Basic Airmen (16 per cent of whom might change their minds). Of the 12 per cent of the Career Airmen not intending to reenlist, nearly one-third indicate that they might change their minds. Only 11 per cent of those who intend to reenlist say they might change their minds.

Marital Status: Married men are more likely to intend an Air Force career than never married men. This applies to all grades. The family's feeling about reenlisting has great influence on the airman's decision. In all grades above Airman Second Class, when the airman intends to reenlist, over 60 per cent of the families are in favor of his reenlisting and less than five per cent are against it. Airmen who are undecided about reenlisting usually have families who are neither for nor against his doing so or have not discussed reenlisting prospect with him. Only one-third of the families of airmen who do not intend to reenlist are against his reenlisting, 10 per cent are in favor of his reenlisting, and the rest have no opinion or have not discussed the matter with the airman. Favorable or neutral family attitude is a possible reason why nearly one-third of the airmen who say they do not plan to reenlist also say they may change their minds.

Skill Level And Technical Category: The potential loss of Career Airmen in skill levels 5 and 7, who are in highly technical or technical career fields, is great. About 14,700 Staff Sergeants, 14,400 Airmen First Class, and 8,000 Airmen Second Class do not intend to reenlist. Most of these airmen are leaving on completion of their second tour of service. Of the Staff Sergeants planning to separate 87 per cent are in skill levels 5 (63%) and 7 (24%) and 46 per cent are in highly technical career fields and 22 per cent in technical fields. Likewise, 87 per cent of the Airmen First Class are in skill level 5 (1% in 7) and 30 per cent are in highly technical career fields and 26 per cent in technical fields. Sixty-seven per cent of the Airmen Second Class are in skill level 5 and 46 per cent are in highly technical and 14 per cent in Technical career fields. In these grades alone the potential loss is 37,100 career airmen of whom 80,900 (83%) are in Skill Level "Skilled" (5) or "Advanced" (7) and in Technical or Highly Technical career fields. Over 3,400 Technical Sergeants, 82 per cent of whom are in the highest skill level also state they do not intend to reenlist.

FIRST TERM AIRMEN BY GRADE IN WHICH SERVING AND REENLISTMENT INTENT. - The source data pattern is the same as for Career Airmen above. First Term airmen with no prior military service comprise 50 per cent of the USAF airmen strength. Aviation Cadets are not included in this analysis.

Certainty Of Reenlistment Intent: First Term airmen take a dim view of reenlisting. Only 15 per cent indicate they will reenlist, 33 per cent are undecided and 52 per cent say they will not reenlist. Only 18 per cent of those not intending to reenlist think they might change their minds. Of those intending to reenlist, 24 per cent might change their minds. Only 11 per cent of the Airmen First Class, over 70 per cent of whom will complete their tours in the near future, intend to reenlist. About 25 per cent of the Airmen Second Class have served over three

SAMPLE SURVEY COMMENTARY (CONTINUED)

AIRMEN – 31 OCT 1957

years of their enlistment and are becoming eligible for separation. Only 13 per cent plan to reenlist. The low reenlistment intent of Airmen First and Second Class is due in part to the substantial number of First Term airmen who reenlisted prior to expiration of their normal tour, thereby becoming classified as Career Airmen. There are about 1,200 Master and Technical Sergeants (most of whom were formerly officers) serving their first Air Force enlistment. Approximately 1,000 of these airmen plan to stay in the Air Force.

Marital Status: Only one-fourth of the First Term airmen are married. They are shown to be inclined toward an Air Force career in that within each intent a greater percentage of married men will reenlist than will not, for example: of the Airmen Second Class who intend to reenlist, 34 per cent are married and of those who do not intend to reenlist, only 21 per cent are married. But while 20,600 intend to reenlist, 84,200 do not. Family's feeling about reenlisting have much more effect when the family is the airman's own and not his parents. About half the First Term airmen say no other person influenced their decision on reenlistment.

Skill Level and Technical Category: Of the First Term Airmen Third Class who do not intend to reenlist (53,400), 14 per cent are "Skilled" as compared to nine per cent of those intending to reenlist (19,100). In grade of Airman Second Class, both the skill level and technical category are higher for those not intending to reenlist than for those who plan an Air Force career. Skill level and technical category is about the same for Airmen First Class and Staff Sergeants regardless of reenlistment intent, but the potential loss to Air Force strength, as shown below, is tremendous:

GRADE	REENLISTMENT INTENT		
	Yes	Undecided	No
Staff Sergeant	2,800	3,000	6,300
Airman First Class	8,700	17,500	43,200
Airman Second Class	20,600	50,700	84,200

Nearly all the Staff Sergeants have completed over three years of their present enlistment, as have 70 per cent of the Airmen First Class, and 25 per cent of the Airmen Second Class. Assuming these airmen are on four-year tours, and considering only those who do not intend to reenlist, the separation of about 60,000 skilled airmen is indicated during CY 1958.

AIRMEN BY BRANCH OF US SERVICE IN WHICH PREVIOUSLY SERVED AND CATEGORY OF ENLISTMENT. - Approximately 123,000 (16%) of the Air Force enlisted strength is composed of airmen who have had previous service in the Army, Navy, Marines, or Coast Gurad. Those with previous service in the Army comprise 69 per cent of these airmen. Airmen with prior military service have attitudes similar to Career Airmen (airmen on second or later Air Force enlistment) who have served only in the Air Force. First Term airmen with prior service, often lost a stripe in transferring to the Air Force, but more than half of them enlisted with the idea of making an Air Force career, about 30 per cent were undecided about an Air Force career and waited to see how well they liked it, and 20 per cent enlisted with the intent of serving no more than one or two tours.

Present Plans: Nearly three-fourths of all airmen with prior service before entering the Air Force presently plan an Air Force career. Favorable Air Force career intent goes as high as 83 per cent for prior service airmen who are on their second or later Air Force tour, while 68 per cent of the Career Airmen with only Air Force service indicate they plan to stay in until retirement.

SAMPLE SURVEY COMMENTARY (Continued)

AIRMEN – 31 OCT 1957

Level of Education: There is little difference in the educational level of airmen by category of enlistment. Airmen with only Air Force service have the greatest percentage of high school graduates (58%), with Navy veterans second (55%), and those with Army background third (50%). About 15 per cent of the airmen have attended college. Only one per cent have a bachelor degree or equivalent.

Present Grade: Career Airmen with previous Army service have the greatest percentage in the top three grades (83%), while 81 per cent of the Navy veterans and 68 per cent of Air Force service only Career Airmen who are in these grades.

Chief Concern (Or "Worry") When Enlisting In The Air Force: The chief concern that airmen had when first entering the Air Force was in not knowing whether they could qualify for, or receive, training for the job they wanted. A major concern among First Termers with no prior service was the length of their obligated service. Only 23 per cent of the First Termers say they had no worry of any kind, while 39 per cent of the Career Airmen, perhaps with memory dulled by time, state they had no worries when they first entered the Air Force.

Aspiration: The most important aspirations in the life First Termers want to lead is "More training or education" and "Opportunity to get ahead". With Career Airmen, a "Steady income" is most important, followed by "Stable family life" and "Good retirement pay".

Where Aspirations Can Be Best Realized: Nearly half of the First Termers with no prior military service feel their aspirations can best be realized in civilian life, 30 per cent say in the Air Force, and the rest say "Both about Equally". Approximately 63 per cent of the Career Airmen chose the Air Force as the place they can realize their aspirations, 18 per cent say either in Air Force or civilian life, and 19 per cent pick civilian life.

Benefit Of Improvement That Would Increase The Value Of An Air Force Career: Regardless of category of enlistment, airmen feel increased pay and allowances would do most to increase the value of an Air Force career. First Termers also want more opportunity to select base of assignment. Besides more pay, Career airmen want the promotion system changed.

Opinion Of Air Force Pay and Allowances: A high percentage (78%) of the First Termers with no prior military service hold the opinion that Air Force pay and allowances they are receiving is less than they could get as a civilian and only two per cent feel that Air Force pay is more than they can earn as a civilian. This opinion can be explained partly by the fact that 78 per cent of the First Term, no prior service, airmen are in grade of Airman Second Class or below. However, only seven per cent of the Career Airmen feel Air Force pay is more than they can earn as a civilian, 47 per cent think their Air Force pay is about equal to civilian pay they can earn, and 46 per cent believe thay can make more in civilian life.

Adequacy of Explanation of Work Assignments By Supervisors: Nearly half (46%) of the First Termers think supervisors are doing a very good job in explaining work assignments and so do 43 per cent of the Career Airmen with only Air Force service; however, about 20 per cent of all airmen think most of the supervisors don't do as good a job as they should. In comparison, it is interesting to note that 38 per cent of the Career Airmen with previous service in the Army think that supervisors are not doing as good a job as they should, 52 per cent say they are doing a fairly good job and ten per cent of the Army veterans indicate supervisors are doing a very good job.

TABLE 214 — USAF CAREER AIRMEN BY GRADE IN WHICH SERVING AND REENLISTMENT

LINE NO	SELECTED CHARACTERISTICS AND ATTITUDES	GRADE								
		Master Sergeant			Technical Sergeant			Staff Sergeant		
		Yes	Undecided	No	Yes	Undecided	No	Yes	Undecided	No
1	AIRMAN - TOTAL	51,610	2,409	1,085	60,452	5,492	3,438	93,573	21,118	14,703
2	PER CENT - TOTAL	100.0	100.0	100.0	100.0	100.0	100.0	100.0	100.0	100.0
	PRESENT MARITAL STATUS									
3	Never Married	4.3	9.0	6.0	8.0	13.0	12.3	13.4	18.9	21.7
4	Married	92.0	89.2	92.0	87.3	83.0	79.4	82.1	77.2	73.3
5	Divorced	2.9	1.8	2.0	3.8	2.0	5.8	4.0	3.3	3.8
6	Legally Separated	0.4	-	-	0.4	1.6	1.9	0.4	0.3	1.2
7	Widowed	0.4	-	-	0.5	0.4	0.6	0.1	0.3	-
	PERSONS MOST INFLUENTIAL IN MAKING UP MIND ABOUT STAYING IN OR LEAVING THE AIR FORCE									
8 9	Friends (Other Than Those In The Military)	1.8	4.5	4.0	2.2	1.6	2.6	2.8	3.7	2.9
10	Friends (In The Military Services)	5.0	0.9	-	6.4	3.7	1.9	6.7	2.9	3.4
11 12	Wife Or Girl Friend (WAFS; Husband Or Boy Friend)	21.4	14.4	18.0	21.7	24.0	16.9	21.3	21.7	20.0
13	Family Or Parents	7.2	3.6	2.0	7.6	6.5	3.9	7.4	5.7	4.0
14	Present Immediate Supervisor	0.6	4.5	2.0	0.9	1.6	8.4	1.3	4.7	7.8
15	Previous Immediate Supervisor	1.7	1.8	6.0	1.9	3.3	3.9	3.3	2.5	3.4
16	Associates On The Job	4.4	4.5	4.0	4.1	2.4	7.8	4.8	5.4	7.4
17	None Of The Above	57.9	65.8	64.0	55.2	56.9	54.6	52.4	53.4	51.1
	FAMILY FEELING ABOUT REENLISTING									
18	In Favor Of Reenlisting	67.3	18.0	18.0	67.8	20.3	14.9	64.0	21.5	10.2
19	Against It	5.4	12.6	28.0	4.4	16.7	53.1	4.7	18.3	40.2
20	Neither For Nor Against It	18.1	52.3	42.0	18.6	51.2	44.9	21.4	47.3	38.5
21	Have Never Discussed It With Me	9.2	17.1	12.0	9.2	11.8	7.1	9.9	12.9	11.1
	CERTAINTY OF REENLISTMENT INTENT									
22	Undecided	0.2	100.0	2.0	0.4	100.0	0.6	0.8	100.0	0.9
23	Sure Won't Change Mind	76.8	-	38.0	62.6	-	33.8	54.7	-	35.2
24	Probably Won't Change Mind	17.7	-	32.0	29.0	-	33.1	31.8	-	26.5
25	Might Change Mind	5.3	-	28.0	8.0	-	32.5	12.7	-	37.4
	EDUCATIONAL LEVEL									
26	Less Than High School Graduate	14.9	14.4	12.0	20.6	12.6	13.0	30.2	20.3	16.9
27	High School Graduate; Some College	83.9	83.8	86.0	78.6	85.8	85.7	69.2	79.3	82.3
28	College Degree And Above	1.2	1.8	2.0	0.8	1.6	1.3	0.6	0.4	0.8
	AGE									
29	18 Years And Younger	-	-	-	-	-	-	-	-	-
30	19 Years	-	-	-	-	-	-	-	-	-
31	20 Through 24 Years	-	-	-	0.7	3.3	4.5	18.1	30.2	28.6
32	25 Through 29 Years	4.1	4.5	14.0	34.7	52.8	58.6	48.5	56.2	56.4
33	30 Through 34 Years	17.3	18.9	8.0	28.6	24.4	17.5	18.3	8.8	10.1
34	35 Through 39 Years	46.4	51.4	36.0	23.0	13.8	13.0	9.1	3.9	4.5
35	40 Through 44 Years	21.9	22.5	30.0	9.2	4.1	5.8	4.0	0.7	0.3
36	45 Through 49 Years	7.3	2.7	10.0	2.8	0.8	0.6	1.6	0.2	0.1
37	50 Years And Older	3.0	-	2.0	1.0	0.8	-	0.4	-	-

INTENT BY SELECTED CHARACTERISTICS AND ATTITUDES, WORLDWIDE – 31 OCT 1957

IN WHICH SERVING AND REENLISTMENT INTENT												LINE
Airman First Class			Airman Second Class			Airman Third Class			Airman Basic			
Yes	Undecided	No	Yes	Undecided	No	Yes	Undecided	No	Yes	Undecided	No	NO
45,702	16,793	14,387	16,559	8,427	8,064	5,169	3,837	3,182	1,023	642	1,164	1
100.0	100.0	100.0	100.0	100.0	100.0	100.0	100.0	100.0	100.0	100.0	100.0	2
21.0	32.1	35.5	36.9	50.8	51.4	56.8	68.8	58.9	45.1	59.4	58.6	3
73.2	64.2	60.3	57.6	42.5	42.4	33.2	23.5	32.6	39.2	31.3	34.5	4
4.5	2.9	3.9	4.5	5.4	4.8	8.3	7.7	6.4	11.8	6.3	6.9	5
1.2	0.7	0.3	0.7	1.1	1.4	1.3	-	2.1	-	3.0	-	6
0.1	0.1	-	0.3	0.2	-	0.4	-	-	3.9	-	-	7
												8
3.3	3.1	2.7	2.6	1.9	2.5	2.6	5.3	3.6	5.9	9.4	5.2	9
6.9	5.9	2.2	8.9	5.1	4.2	9.2	2.4	6.4	3.9	6.3	-	10
												11
18.3	18.2	15.2	16.0	21.2	14.6	11.4	16.5	10.7	9.8	12.5	10.3	12
7.0	6.8	5.0	9.0	8.1	6.2	7.9	7.1	5.7	15.7	3.1	6.9	13
2.6	4.1	6.2	1.9	3.0	8.7	4.4	4.1	10.0	-	12.5	12.1	14
4.1	3.2	4.1	2.3	4.0	6.7	2.2	1.2	7.9	3.9	6.3	12.1	15
5.2	4.8	7.8	4.4	5.4	8.7	5.2	2.9	7.9	-	3.1	3.4	16
52.6	53.9	56.8	54.9	51.3	48.4	57.1	60.5	47.8	60.8	46.8	50.0	17
61.4	19.5	11.0	50.6	18.8	10.7	45.0	21.2	9.9	41.2	18.8	6.9	18
4.1	12.2	33.0	5.5	14.5	34.5	7.0	12.9	33.4	5.9	15.6	22.4	19
20.9	48.5	37.4	23.4	40.6	30.9	22.7	30.0	25.5	19.6	28.1	36.2	20
13.6	19.8	18.6	20.5	26.1	23.9	25.3	35.9	31.2	33.3	37.5	34.5	21
1.0	100.0	1.2	1.4	100.0	1.4	2.6	100.0	2.8	3.9	100.0	-	22
52.8	-	43.6	48.9	-	47.9	44.5	-	56.0	66.7	-	78.9	23
30.7	-	24.1	31.0	-	22.5	36.7	-	19.2	19.6	-	5.3	24
15.5	-	31.1	18.7	-	28.2	16.2	-	22.0	9.8	-	15.8	25
43.3	36.0	31.9	45.9	39.0	41.8	45.8	40.6	44.0	43.1	53.1	44.8	26
56.0	63.5	66.9	53.8	60.7	57.4	52.9	57.0	54.6	53.0	46.9	53.5	27
0.7	0.5	1.2	0.3	0.3	0.8	1.3	2.4	1.4	3.9	-	1.7	28
-	0.3	-	0.5	0.3	0.8	7.4	12.4	10.6	13.7	12.5	3.4	29
0.4	0.4	-	5.5	5.6	6.8	7.0	8.8	9.9	12.0	6.3	1.7	30
45.6	56.9	61.0	54.5	65.1	65.2	45.0	57.1	49.7	29.4	50.0	51.8	31
36.0	35.2	30.3	27.2	21.8	21.3	27.5	17.6	24.1	29.4	12.5	25.9	32
11.5	5.5	6.6	7.2	5.6	4.8	8.3	4.1	5.0	11.8	9.4	10.3	33
4.4	1.6	1.6	4.4	1.6	1.1	3.1	-	-	7.8	6.3	5.2	34
1.7	0.1	0.5	0.5	-	-	1.3	-	0.7	3.9	3.0	-	35
0.3	-	-	0.2	-	-	0.4	-	-	2.0	-	1.7	36
0.1	-	-	-	-	-	-	-	-	-	-	-	37

TABLE 214 — USAF CAREER AIRMEN BY GRADE IN WHICH SERVING AND REENLISTMENT

LINE NO	SELECTED CHARACTERISTICS AND ATTITUDES	GRADE								
		Master Sergeant			Technical Sergeant			Staff Sergeant		
		Yes	Undecided	No	Yes	Undecided	No	Yes	Undecided	No
	TOTAL FEDERAL MILITARY SERVICE									
1	Less Than 3 Years	0.1	-	-	0.1	-	0.6	0.5	0.2	0.6
2	3 Through 7 Years	0.1	0.9	2.0	6.0	19.5	18.8	42.7	66.8	65.8
3	8 Through 12 Years	8.4	11.7	22.0	31.3	37.0	37.7	25.7	19.9	17.1
4	13 Through 17 Years	57.7	57.7	40.0	54.9	41.9	39.1	28.4	12.5	15.9
5	18 Through 22 Years	16.0	18.0	16.0	3.3	0.8	1.9	1.4	0.1	0.3
6	Over 22 Years	17.7	11.7	20.0	4.4	0.8	1.9	1.3	0.5	0.3
	SKILL LEVEL									
7	Advanced (7)	86.7	86.5	94.0	83.5	84.6	81.9	24.7	26.3	23.7
8	Skilled (5)	1.8	3.6	2.0	2.9	2.8	3.9	61.3	60.8	63.3
9	Semi-Skilled (3)	3.6	1.8	2.0	5.6	6.5	8.4	6.8	6.1	5.8
10	Unskilled (1)	0.7	-	2.0	0.9	0.4	0.6	1.0	0.9	1.7
11	Other (2 And Others)	7.2	8.1	-	7.1	5.7	5.2	6.2	5.9	5.5
	TECHNICAL CATEGORY									
12	Highly Technical	48.7	44.2	60.0	48.9	57.4	61.5	40.0	45.4	46.4
13	Technical	25.2	32.4	22.0	19.1	21.1	19.5	16.9	19.7	21.7
14	Semi-Skilled	18.2	15.3	16.0	24.0	15.4	13.0	35.9	28.4	24.7
15	No Career Field Reported	7.9	8.1	2.0	8.0	6.1	6.0	7.2	6.5	7.2

Source: Sample Survey, Personnel Statistics Division, Directorate of Statistical Services, Comptroller of the Air Force

INTENT BY SELECTED CHARACTERISTICS AND ATTITUDES, WORLDWIDE – 31 OCT 1957 (CONTINUED)

IN WHICH SERVING AND REENLISTMENT INTENT												LINE NO
Airman First Class			Airman Second Class			Airman Third Class			Airman Basic			
Yes	Undecided	No	Yes	Undecided	No	Yes	Undecided	No	Yes	Undecided	No	
2.6	4.1	3.7	17.2	23.7	21.1	19.2	33.5	32.6	19.6	28.1	15.5	1
68.1	85.3	83.3	67.6	69.8	68.8	69.0	61.2	56.1	56.9	46.9	58.7	2
15.1	5.9	8.0	8.8	2.7	7.6	3.1	2.4	9.9	7.8	12.5	10.3	3
12.9	4.5	4.5	6.0	3.8	2.2	7.9	2.9	1.4	7.8	12.5	10.3	4
0.5	0.1	-	0.1	-	0.3	0.4	-	-	2.0	-	-	5
0.8	0.1	0.5	0.3	-	-	0.4	-	-	5.9	-	5.2	6
0.6	0.4	0.8	0.4	0.8	0.3	0.9	-	1.4	7.8	3.1	5.2	7
86.4	87.7	86.5	63.3	59.4	66.9	19.6	19.4	36.1	31.4	37.5	44.8	8
6.7	4.3	5.5	26.4	28.5	27.2	57.3	64.7	51.8	31.4	37.5	31.0	9
0.5	0.5	0.8	1.5	1.3	1.1	15.7	10.0	4.3	19.6	18.8	12.1	10
5.8	7.1	6.4	8.4	10.0	4.5	6.5	5.9	6.4	9.8	3.1	6.9	11
29.3	29.6	29.8	43.8	47.6	45.8	35.4	37.6	39.0	29.4	34.3	36.2	12
14.7	29.3	25.6	13.9	14.5	13.5	8.7	15.3	15.6	5.9	9.5	6.9	13
49.8	43.3	37.6	32.5	27.1	35.1	34.9	35.3	36.9	39.2	34.3	37.9	14
6.2	7.8	7.0	9.8	10.8	5.6	21.0	11.8	8.5	25.5	21.9	19.0	15

TABLE 215 — USAF FIRST TERM AIRMEN BY GRADE IN WHICH SERVING AND REENLISTMENT

LINE NO	SELECTED CHARACTERISTICS AND ATTITUDES	GRADE							
					Technical And Master Sergeant			Staff Sergeant	
					Yes	Undecided	No	Yes	Undecided	No
1	AIRMAN - TOTAL				996	44	133	2,823	2,981	6,345
2	PER CENT - TOTAL				100.0	a/	a/	100.0	100.0	100.0
	PRESENT MARITAL STATUS									
3	Never Married				8.9			28.0	43.9	59.1
4	Married				86.7			68.8	54.5	39.8
5	Divorced				2.2			1.6	-	1.1
6	Legally Separated				-			1.6	0.8	-
7	Widowed				2.2			-	0.8	-
	PERSONS MOST INFLUENTIAL IN MAKING UP MIND ABOUT SEPARATING OR STAYING IN THE AIR FORCE									
8	Friends (Other Than Those In The									
9	Military)				2.2			4.0	4.5	1.4
10	Friends (In The Military Services)				4.4			10.4	6.8	5.3
11	Wife Or Girl Friend (WAFS: Husband									
12	Or Boy Friends				13.3			15.2	19.7	11.4
13	Family Or Parents				9.0			4.0	11.4	8.2
14	Present Immediate Supervisor				2.2			3.2	6.1	6.4
15	Previous Immediate Supervisor				-			4.8	4.5	2.8
16	Associates On The Job				2.2			3.2	4.5	10.7
17	None Of The Above				66.7			55.2	42.5	53.8
	FAMILY FEELING ABOUT REENLISTING									
18	In Favor Or Reenlisting				62.2			53.2	13.6	4.3
19	Against It				4.4			8.1	18.9	37.7
20	Neither For Nor Against It				26.7			22.6	53.9	38.8
21	Has Never Discussed It With Me				6.7			16.1	13.6	19.2
	CERTAINTY OF REENLISTMENT INTENT									
22	Undecided				-			-	100.0	0.7
23	Sure Won't Change Mind				68.9			47.2	-	59.1
24	Probably Won't Change Mind				22.2			31.2	-	26.7
25	Might Change Mind				8.9			21.6	-	13.5
	EDUCATIONAL LEVEL									
26	Less Than High School Graduate				24.4			29.6	17.4	3.2
27	High School Graduate; Some College				73.4			70.4	82.6	94.7
28	College Degree And Above				2.2			-	-	2.1
	AGE									
29	18 Years And Younger				-			-	-	-
30	19 Years				-			-	0.8	0.4
31	20 Through 24 Years				-			66.4	90.1	91.7
32	25 Through 29 Years				11.1			13.6	6.8	7.5
33	30 Through 34 Years				17.8			8.8	1.5	-
34	35 Through 39 Years				42.3			6.4	0.8	-
35	40 Through 44 Years				13.3			2.4	-	0.4
36	45 Through 49 Years				11.1			0.8	-	-
37	50 Years And Older				4.4			1.6	-	-

a/ Too few observations for reliability.

INTENT BY SELECTED CHARACTERISTICS AND ATTITUDES, WORLDWIDE — 31 OCT 1957

IN WHICH SERVING AND REENLISTMENT INTENT												LINE
Airman First Class			Airman Second Class			Airman Third Class			Airman Basic			
Yes	Undecided	No	Yes	Undecided	No	Yes	Undecided	No	Yes	Undecided	No	NO
8,745	17,490	45,230	20,591	50,741	84,177	19,120	43,839	53,388	6,134	10,463	9,341	1
100.0	100.0	100.0	100.0	100.0	100.0	100.0	100.0	100.0	100.0	100.0	100.0	2
43.9	55.6	65.4	64.4	75.0	77.9	83.7	87.2	85.8	94.1	93.9	86.2	3
55.8	42.9	33.2	34.3	23.7	21.2	15.1	11.8	12.8	5.6	5.7	12.2	4
0.3	1.4	1.1	1.2	1.0	0.7	1.1	0.7	0.9	0.3	0.2	0.9	5
-	-	0.3	0.1	0.2	0.2	0.1	0.2	0.2	-	0.2	0.2	6
-	0.1	-	-	0.1	-	-	0.1	0.3	-	-	0.5	7
												8
2.8	3.7	3.1	3.1	4.4	3.1	5.5	4.3	3.8	6.9	7.7	6.6	9
8.7	8.5	4.4	11.6	9.4	4.9	12.3	10.7	6.0	13.1	9.8	8.2	10
												11
21.3	18.0	10.0	14.9	12.8	10.8	11.6	11.7	11.6	10.1	11.5	11.4	12
7.7	8.2	5.9	8.4	6.5	6.8	14.4	10.8	8.7	15.0	17.4	9.0	13
6.2	5.7	6.3	6.7	4.6	6.5	5.0	2.7	5.7	4.9	4.0	6.2	14
2.6	3.0	3.2	2.1	2.5	3.2	1.9	1.2	2.7	1.0	1.0	2.8	15
7.5	8.1	9.3	8.7	8.0	8.0	5.9	6.2	6.0	4.6	2.3	6.4	16
43.2	44.8	57.8	44.5	51.8	56.7	43.4	52.4	55.5	44.4	46.3	49.4	17
52.5	14.0	4.4	40.8	15.5	4.9	37.9	13.9	4.6	37.3	13.6	7.5	18
10.0	18.4	38.5	7.6	13.7	31.0	6.7	8.1	23.5	3.6	4.2	20.4	19
23.6	45.1	33.7	24.4	34.3	31.3	18.8	25.0	26.1	17.6	24.7	25.1	20
13.9	22.5	23.4	27.2	36.5	32.8	36.6	53.0	45.8	41.5	57.5	47.0	21
1.0	100.0	0.6	1.3	100.0	0.7	1.4	100.0	0.9	1.6	100.0	1.7	22
39.6	-	60.9	34.3	-	57.2	33.1	-	51.5	27.1	-	50.6	23
39.3	-	25.9	38.1	-	25.1	38.3	-	24.7	52.6	-	23.2	24
20.1	-	12.6	26.3	-	17.0	27.2	-	22.9	18.7	-	24.5	25
28.8	19.3	13.3	39.4	29.9	25.6	42.6	38.9	37.8	43.5	31.2	48.3	26
70.7	80.4	85.6	60.3	69.7	73.6	56.9	60.9	61.6	56.5	68.6	51.1	27
0.5	0.3	1.1	0.3	0.4	0.8	0.5	0.2	0.6	-	0.2	0.6	28
-	0.1	-	7.0	7.8	5.2	44.4	36.0	27.1	65.1	58.4	40.9	29
3.6	4.1	2.1	23.4	25.0	20.6	21.4	28.6	28.6	19.6	22.6	21.2	30
85.8	92.0	95.4	66.8	66.2	72.7	32.9	34.7	43.5	14.0	18.6	37.1	31
7.7	2.7	2.3	2.5	1.0	1.3	0.7	0.7	0.5	1.0	0.4	0.4	32
1.5	1.0	0.2	0.2	-	0.1	0.6	-	0.1	0.3	-	0.4	33
0.8	0.1	-	-	-	0.1	-	-	0.2	-	-	-	34
0.3	-	-	0.1	-	-	-	-	-	-	-	-	35
0.3	-	-	-	-	-	-	-	-	-	-	-	36
-	-	-	-	-	-	-	-	-	-	-	-	37

TABLE 215 — USAF FIRST TERM AIRMEN BY GRADE IN WHICH SERVING AND REENLISTMENT

LINE NO	SELECTED CHARACTERISTICS AND ATTITUDES	GRADE								
					Technical And Master Sergeant			Staff Sergeant		
					Yes	Undecided	No	Yes	Undecided	No
	TOTAL FEDERAL MILITARY SERVICE									
1	Less Than 3 Years				-			0.8	2.3	2.5
2	3 Through 7 Years				8.9			76.0	94.6	97.1
3	8 Through 12 Years				13.3			8.8	0.8	0.4
4	13 Through 17 Years				53.4			12.0	1.5	-
5	18 Through 22 Years				13.3			0.8	-	-
6	Over 22 Years				11.1			1.6	0.8	-
	SKILL LEVEL									
7	Advanced (7)				82.3			12.8	8.3	6.0
8	Skilled (5)				2.2			72.0	80.4	84.4
9	Semi-Skilled (3)				8.9			8.0	3.0	5.3
10	Unskilled (1)				2.2			1.6	-	0.4
11	Other (2 And Others)				4.4			5.6	8.3	3.9
	TECHNICAL CATEGORY									
12	Highly Technical				55.6			70.4	79.6	79.3
13	Technical				13.3			10.4	8.3	12.1
14	Semi-Technical				24.4			12.0	3.8	4.3
15	No Career Field Reported				6.7			7.2	8.3	4.3

Source: Sample Survey, Personnel Statistics Division, Directorate of Statistical Services, Comptroller of the Air Force

INTENT, BY SELECTED CHARACTERISTICS AND ATTITUDES, WORLDWIDE – 31 OCT 1957 (CONTINUED)

IN WHICH SERVING AND REENLISTMENT INTENT												LINE NO
Airman First Class			Airman Second Class			Airman Third Class			Airman Basic			
Yes	Undecided	No	Yes	Undecided	No	Yes	Undecided	No	Yes	Undecided	No	
25.2	37.8	27.6	77.6	82.4	74.1	92.2	93.7	90.3	94.8	97.5	86.1	1
70.9	60.7	71.8	21.8	17.5	25.6	7.2	5.9	9.2	4.9	2.3	13.5	2
1.5	0.5	0.3	-	-	0.2	0.4	0.3	0.4	0.3	-	-	3
2.1	0.5	0.3	0.6	0.1	0.1	0.2	0.1	0.1	-	0.2	0.4	4
-	0.1	-	-	-	-	-	-	-	-	-	-	5
0.3	0.4	-	-	-	-	-	-	-	-	-	-	6
-	0.3	0.2	0.1	0.2	0.2	0.2	0.5	0.1	-	0.8	0.2	7
89.5	86.0	87.8	53.8	55.8	56.9	8.5	9.8	13.4	3.3	3.4	11.2	8
4.6	5.4	4.9	38.5	36.3	34.7	72.3	74.2	69.4	21.9	27.2	38.8	9
1.0	0.3	0.3	0.4	0.8	0.8	13.2	7.3	9.7	74.8	67.0	44.2	10
4.9	8.0	6.8	7.2	6.9	7.4	5.8	8.2	7.4	-	1.6	5.6	11
49.9	51.4	52.7	49.2	53.1	53.7	42.6	44.5	42.4	17.3	19.3	26.4	12
17.0	17.6	23.9	14.9	12.7	16.9	13.5	14.1	16.2	3.3	5.6	7.9	13
27.2	22.8	16.3	28.4	26.6	21.5	34.1	31.3	32.4	8.8	10.0	23.8	14
5.9	8.2	7.1	7.5	7.6	7.9	9.8	10.1	9.0	70.6	65.1	41.9	15

TABLE 216 — USAF AIRMEN BY BRANCH OF US SERVICE IN WHICH PREVIOUSLY SERVED AND CATEGORY OF ENLISTMENT BY SELECTED CHARACTERISTICS AND ATTITUDES, WORLDWIDE — 31 OCT 1957

SELECTED CHARACTERISTICS AND ATTITUDES	TOTAL		AIR FORCE SERVICE ONLY		PREVIOUS SERVICE IN			
					Army		Navy Or Other Svc	
	First Term In AF	Second Or Later AF Enl	First Term In AF	Second Or Later AF Enl	First Term In AF	Second Or Later AF Enl	First Term In AF	Second Or Later AF Enl
AIRMAN - TOTAL	420,068	341,342	383,016	255,515	21,552	63,382	15,500	22,445
PER CENT - TOTAL	100.0	100.0	100.0	100.0	100.0	100.0	100.0	100.0
HIGHEST LEVEL OF EDUCATION								
Grammar School, (Did Not Graduate)	1.4	2.7	1.2	2.4	4.2	4.0	2.0	1.8
Grammar School Graduate	3.8	5.5	3.6	5.1	5.8	7.2	5.0	5.8
High School (Did Not Graduate)	25.0	19.8	25.1	19.5	26.8	21.5	19.9	17.8
High School Graduate	56.6	57.1	57.2	58.9	47.0	50.2	54.8	55.6
Less Than Two Years Of College	9.5	9.7	9.3	9.3	10.9	10.5	13.1	11.8
Two Years Or More Of College, No Degree	3.0	4.5	2.9	4.1	3.8	5.6	4.5	5.9
College Degree (BS, BA, Or Equivalent)	0.5	0.5	0.5	0.4	1.2	0.6	0.7	1.0
Graduate Degree	0.2	0.2	0.2	0.3	0.3	0.4	-	0.3
PRESENT GRADE								
Master Sergeant	0.3	16.3	0.1	13.6	3.6	27.6	1.0	16.2
Technical Sergeant	0.7	19.7	0.2	17.5	4.8	25.1	7.2	30.0
Staff Sergeant	4.4	35.6	3.2	36.9	15.0	30.4	20.5	35.0
Airman First Class	19.3	19.5	18.5	21.7	25.1	12.7	29.1	13.3
Airman Second Class	39.0	6.5	40.0	7.6	29.9	2.9	26.5	3.2
Airman Third Class	28.9	1.7	30.1	2.0	18.9	0.7	14.0	1.4
Airman Basic	7.0	0.7	7.5	0.7	2.7	0.6	1.4	0.9
Aviation Cadet	0.4	-	0.4	-	-	-	0.3	-
AGE								
18 Years Old And Younger	15.4	-	16.6	-	4.9	-	0.9	-
19 Years Old	18.0	-	19.4	-	5.2	-	1.4	-
20 Through 24 Years	59.5	23.5	61.7	30.0	34.9	4.3	43.8	3.7
25 Through 29 Years	4.3	35.2	1.7	39.8	30.6	19.3	33.6	28.2
30 Through 34 Years	1.5	16.0	0.3	10.8	12.1	25.3	16.3	49.0
35 Through 39 Years	0.7	15.6	0.2	12.7	7.1	28.0	3.5	14.4
40 Through 44 Years	0.3	6.7	0.1	4.8	3.1	15.5	0.4	3.7
45 Through 49 Years	0.2	2.2	-	1.5	1.5	5.3	0.1	0.7
50 Years And Older	0.1	0.8	-	0.4	0.6	2.3	-	0.3
PRESENT MARITAL STATUS								
Never Married	72.9	16.4	75.9	17.8	46.1	12.2	35.9	12.8
Married	25.5	78.9	22.9	77.9	47.6	81.8	57.8	81.5
Other	1.6	4.7	1.2	4.3	6.3	6.0	6.3	5.7
FLYING STATUS								
Yes, On Flying Status	2.9	6.8	2.9	7.4	3.0	3.7	4.6	8.0
No, Temporarily Off Flying Status	0.6	1.1	0.6	1.1	0.7	0.8	0.4	0.9
No, Not On Flying Status At All	95.1	92.0	95.1	91.4	95.4	95.2	94.6	90.9
Don't Know	1.4	0.1	1.4	0.1	0.9	0.3	0.4	0.2
DATE LAST A CIVILIAN								
31 October 1955 And Prior	45.2	94.4	43.8	93.8	55.9	96.5	65.0	95.5
1 November 1955 And After	54.8	5.6	56.2	6.2	44.1	3.5	35.0	4.5

TABLE 216 — USAF AIRMEN BY BRANCH OF US SERVICE IN WHICH PREVIOUSLY SERVED AND CATEGORY OF ENLISTMENT BY SELECTED CHARACTERISTICS AND ATTITUDES, WORLDWIDE — 31 OCT 1957 (CONTINUED)

SELECTED CHARACTERISTICS AND ATTITUDES	TOTAL		AIR FORCE SERVICE ONLY		PREVIOUS SERVICE IN			
					Army		Navy Or Other Svc	
	First Term In AF	Second Or Later AF Enl	First Term In AF	Second Or Later AF Enl	First Term In AF	Second Or Later AF Enl	First Term In AF	Second Or Later AF Enl
AIR FORCE PLANS WHEN FIRST ENTERED AIR FORCE								
Intended To Make Air Force My Career	19.1	32.5	15.7	26.4	46.4	47.4	65.0	60.4
Intended To Stay In Air Force For Second Enlistment But No Longer	0.7	1.5	0.7	1.6	0.8	1.3	0.4	1.1
Intended To Serve Only First Enlistment Or Minimum Service	22.1	17.6	23.5	20.2	10.7	12.2	4.2	3.5
Hadn't Thought About It	7.1	13.3	7.3	14.0	7.5	13.3	1.6	4.8
Was Undecided And Waited To See How Well I'd Like Air Force	51.0	35.1	52.8	37.8	34.6	25.8	28.8	30.2
INFLUENCE OF DRAFT ON DECISION TO ENTER AIR FORCE								
Not Applicable (Or Entered Before Draft)	35.9	43.3	33.8	38.1	52.8	55.6	64.3	68.1
Definitely Would Not Have Joined If There Had Been No Draft	7.3	5.5	7.8	6.2	3.2	4.2	1.4	1.1
Probably Would Not Have Joined If There Had Been No Draft	10.9	11.2	11.6	12.7	4.6	7.7	1.9	3.3
Probably Would Have Joined Anyway	25.1	19.4	26.1	21.9	18.2	13.4	9.3	8.3
Definitely Would Have Joined Anyway	20.8	20.6	20.7	21.1	21.2	19.1	23.1	19.2
PRESENT PLANS TO REMAIN IN THE AIR FORCE								
Plan To Remain On Active Duty Until I Retire	13.2	71.7	9.5	67.9	49.1	83.1	57.2	82.6
Plan To Reenlist One (Or More) Times	5.9	2.4	6.0	2.6	5.8	2.3	3.4	1.5
Would Like To Separate When Current Enlistment Ends	24.5	4.8	26.0	5.5	9.6	2.6	6.6	2.8
If Had The Chance Would Separate Immediately	24.5	6.4	25.6	7.3	13.2	3.5	11.2	4.9
Undecided	31.9	14.7	32.9	16.7	22.3	8.5	21.6	8.2
CERTAINTY OF PLANS TO REMAIN IN AIR FORCE								
Checked "Undecided" In Question Above	31.9	14.7	32.9	16.7	22.3	8.5	21.6	8.2
Sure Won't Change Mind	35.1	49.3	34.3	45.2	42.1	63.9	42.9	56.3
Probably Won't Change Mind	19.2	23.7	19.0	25.1	20.4	18.2	23.5	24.3
Might Change Mind	13.8	12.3	13.8	13.0	15.2	9.4	12.0	11.2
BENEFIT OR IMPROVEMENT THAT WOULD INCREASE VALUE OF AIR FORCE CAREER								
More And Better Training	10.6	5.6	10.8	5.4	8.8	6.3	7.5	6.4
Better System Of Medical Care For Dependents	1.4	3.7	1.2	3.8	2.9	3.3	2.7	2.9
More Opportunity To Select Base Assignment	13.7	8.0	13.8	8.0	14.8	8.8	9.8	6.1
Changed Promotion System	12.1	16.2	11.6	15.9	16.5	16.8	18.4	17.9
Better Recreation Facilities	0.5	0.2	0.5	0.2	0.5	-	0.3	-
Less Frequent Travel And Changes Of Station	2.9	5.6	2.8	5.4	3.7	6.5	3.8	4.8
Better Method For Getting New Job Assignment	7.5	4.3	7.6	4.6	7.7	3.7	5.0	3.3
Increased Pay And Allowances	33.6	39.2	33.9	40.2	27.3	34.4	34.1	41.4
Increased Prestige Of Air Force Career	2.5	4.6	2.4	4.4	3.6	6.1	3.8	3.9
Increased Retirement Benefits	1.2	4.7	1.2	4.0	2.4	6.6	4.0	6.1
Better Housing	3.6	4.2	3.6	4.3	3.0	3.9	4.5	4.2
Some Other Reason	10.4	3.7	10.6	3.8	8.8	3.6	6.1	3.0

TABLE 216 — USAF AIRMEN BY BRANCH OF US SERVICE IN WHICH PREVIOUSLY SERVED AND CATEGORY OF ENLISTMENT BY SELECTED CHARACTERISTICS AND ATTITUDES: WORLDWIDE — 31 OCT 1957 (CONTINUED)

SELECTED CHARACTERISTICS AND ATTITUDES	TOTAL		AIR FORCE SERVICE ONLY		PREVIOUS SERVICE IN			
					Army		Navy Or Other Svc	
	First Term In AF	Second Or Later AF Enl	First Term In AF	Second Or Later AF Enl	First Term In AF	Second Or Later AF Enl	First Term In AF	Second Or Later AF Enl
CHIEF WORRIES WHEN FIRST ENTERED THE AIR FORCE								
Lengthy Obligated Service Period	9.2	4.5	9.9	5.3	2.7	2.5	1.6	1.7
Leaving Home Life	5.5	6.0	5.7	6.5	3.5	4.8	2.2	3.5
Accepting Military Discipline, Control And Regulations	7.4	6.1	7.9	7.2	2.9	3.0	1.5	2.1
Social Status Or Prestige Or Being A Serviceman	0.9	1.6	0.8	1.5	1.3	1.8	0.3	1.8
Breaking The News To Parents	0.9	1.1	1.0	1.2	0.6	1.0	0.7	0.6
Not Knowing Whether Would Qualify For, And Receive Training Or Job Wanted	24.6	17.3	25.2	19.0	18.3	12.2	19.0	13.0
Duty Assignments Would Not Be Interesting	3.5	2.3	3.6	2.4	3.2	1.7	2.6	2.3
Possibility Of Death Or Injury	0.2	0.7	0.1	0.8	0.2	0.7	-	0.2
Would Not Be Able To Go Overseas	2.0	1.2	1.9	1.1	3.5	1.3	2.2	1.2
Might Be Wasting Several Years Of Life	7.4	4.3	7.8	4.6	4.7	3.4	3.5	4.0
Would Have To Go Overseas	0.9	0.4	0.8	0.3	1.5	0.6	1.3	0.8
Wouldn't Earn Enough To Support Dependents	3.2	5.0	2.8	4.1	8.1	7.7	8.0	7.8
Entering A New Life	3.1	4.7	3.2	5.2	2.5	3.3	1.7	2.7
Wouldn't Be Promoted When Eligible	2.3	1.9	1.9	1.5	5.3	2.7	8.4	4.3
Would Not Get A Chance To Complete Schooling	1.9	0.9	2.0	0.9	0.8	0.7	0.8	0.5
Afraid That Friends Would Think Had Made A Mistake In Joining Up	0.4	0.4	0.4	0.4	0.3	0.2	0.4	0.6
Might Get Into Serious Trouble Due To Military Laws And Regulations	1.2	0.7	1.3	0.8	0.9	0.5	0.6	0.2
No Worry Of Any Kind	23.0	38.6	21.5	35.1	36.5	48.8	40.8	49.7
Other Reasons	2.4	2.3	2.2	2.1	3.2	3.1	4.4	3.0
MOST IMPORTANT ASPIRATION IN LIFE YOU WANT TO LEAD								
Being Under As Little Restraint As Possible	4.2	1.8	4.4	1.7	2.7	1.2	2.2	2.5
Opportunity To Serve Country	7.6	11.0	7.2	10.1	11.9	15.5	9.2	9.7
Adequate Housing	1.4	4.5	1.4	4.6	1.9	4.3	2.6	4.8
Recognition For Work Well Done	6.9	7.3	6.9	7.2	7.0	7.6	7.5	8.6
Opportunity To Work With Or Around Aircraft	4.8	3.4	4.9	3.8	4.2	1.8	3.0	2.4
Good Retirement Pay	2.5	13.4	1.8	12.4	10.3	16.6	9.4	14.7
Approval By Associates Of Occupation	0.6	0.6	0.6	0.6	0.7	0.5	0.3	0.5
Steady Income	13.2	17.7	13.2	17.7	13.6	17.8	13.0	16.6
Stable Family Life	12.8	13.9	12.9	14.4	10.3	12.4	13.9	12.6
More Training Or Education	16.9	5.4	17.5	5.8	10.1	3.9	11.7	5.6
Opportunity To Get Ahead	16.1	12.7	16.1	13.5	14.2	10.0	17.1	12.3
Interesting And Challenging Work	5.0	4.4	4.0	4.2	5.0	4.9	4.6	5.9
Travel, New Experiences, Adventure	5.1	2.3	5.2	2.4	4.6	2.0	3.3	2.0
Leisure Opportunities	0.4	0.2	0.4	0.2	0.5	0.3	0.3	0.2
Other	2.5	1.4	2.5	1.4	3.0	1.2	1.9	1.6

TABLE 216 — USAF AIRMEN BY BRANCH OF US SERVICE IN WHICH PREVIOUSLY SERVED AND CATEGORY OF ENLISTMENT BY SELECTED CHARACTERISTICS AND ATTITUDES, WORLDWIDE — 31 OCT 1957 (CONTINUED)

SELECTED CHARACTERISTICS AND ATTITUDES	TOTAL		AIR FORCE SERVICE ONLY		PREVIOUS SERVICE IN			
					Army		Navy Or Other Svc	
	First Term In AF	Second Or Later AF Enl	First Term In AF	Second Or Later AF Enl	First Term In AF	Second Or Later AF Enl	First Term In AF	Second Or Later AF Enl
WHERE DO YOU FEEL YOU CAN BEST REALIZE THESE ASPIRATIONS								
First Choice:								
Air Force	32.2	62.7	29.7	60.6	55.6	70.0	60.3	65.2
Civilian Life	46.6	19.0	48.7	20.5	25.4	13.6	23.3	18.1
Both About Equally	21.2	18.3	21.6	18.9	19.0	16.4	16.4	16.7
Second Choice:								
Air Force	31.7	58.6	29.6	57.1	52.1	63.8	54.0	62.0
Civilian Life	44.2	19.7	46.1	20.7	25.3	16.2	24.0	18.8
Both About Equally	24.1	21.7	24.3	22.2	22.6	20.0	22.0	19.2
HOW DOES YOUR IMMEDIATE FAMILY FEEL ABOUT YOU REENLISTING								
In Favor Of Reenlisting	16.0	51.9	13.8	50.2	37.7	56.9	41.6	57.1
Against It	20.0	9.7	20.6	10.6	13.9	6.7	12.0	9.0
Neither For Nor Against It	29.3	26.2	29.6	27.5	25.1	21.9	26.2	23.4
Have Never Discussed It	34.7	12.2	36.0	11.7	23.3	14.5	20.2	10.5
OPINION OF AF PAY AND ALLOWANCES								
It Is More Than Could Earn As Civilian	2.2	6.7	1.9	5.9	5.9	10.0	4.0	6.6
It Is About Equal To Civilian Pay (Or Don't Know)	21.5	47.4	20.2	46.1	34.0	52.4	37.2	47.3
It Is Less Than I Could Get As Civilian	76.3	45.9	77.9	48.0	60.1	37.6	58.8	46.1
HAVE WORK ASSIGNMENTS BEEN ADEQUATELY EXPLAINED BY MOST SUPERVISORS								
Most Of Them Do A Very Good Job	45.5	36.3	45.5	42.8	46.2	10.0	44.2	37.3
Most Of Them Do A Fairly Good Job	35.0	40.2	35.1	37.2	33.5	52.4	34.1	40.9
Most Of Them Don't Do As Good Job As They Should	19.5	23.5	19.4	20.0	20.3	37.6	21.7	21.8
DO YOU CONSIDER PRESENT HOUSING SATISFACTORY								
Yes	51.5	50.7	51.7	50.2	51.4	53.9	46.5	47.8
No, Because:	(48.5)	(49.3)	(48.3)	(49.8)	(48.6)	(46.1)	(53.5)	(52.2)
Not Conveniently Located	8.5	11.1	8.1	11.6	10.3	9.0	13.9	12.1
Not As Comfortable As Should Be	24.9	13.6	25.8	13.7	17.9	13.6	13.3	12.1
Too Expensive	6.6	23.4	5.8	23.0	12.4	25.2	16.6	22.6
Poor Appearance	23.0	9.9	23.5	10.2	19.4	8.6	15.8	10.9
Too Small For Size Of Family	4.2	13.8	3.8	13.8	7.7	13.2	9.2	15.3
Insufficient Bathroom Facilities	3.1	1.9	3.0	1.8	4.5	2.8	3.8	1.5
Insufficient Storage Space	2.9	3.8	2.9	3.7	2.1	3.9	5.2	4.6
Substandard Construction	5.0	7.7	4.9	7.2	7.3	9.4	4.1	8.0
Do Not Like The Type Of Neighborhood	2.6	2.3	2.7	2.4	2.6	1.8	1.4	2.5
Some Other Reason Than The Above	19.2	12.5	19.5	12.6	15.8	12.5	16.7	10.4
LEGAL DEPENDENTS								
Airman Overseas And:								
Has No Dependents	20.6	7.0	21.3	7.4	13.8	6.1	12.8	6.0
Has Dependents	6.1	21.4	5.4	20.5	12.5	24.3	14.6	22.9
Airman In Continental US And:								
Has No Dependents	51.0	11.0	53.0	11.8	33.8	8.4	24.9	9.5
Has 1 Dependents	11.4	12.6	11.0	12.6	16.6	13.0	15.3	11.2
Has 2 Dependents	7.6	16.8	7.1	17.4	10.8	15.3	15.0	14.3
Has 3 Dependents	2.5	17.0	1.8	17.3	8.3	15.4	11.7	18.3
Has 4 Dependents	0.5	9.2	0.3	8.7	2.5	10.0	3.5	10.8
Has 5 Or More Dependents	0.3	5.0	0.1	4.3	1.7	7.5	2.2	7.0

Source: Sample Survey, Personnel Statistics Division, Directorate of Statistical Service, Comptroller of the Air Force

505282 O - 59 - 30

MILITARY PERSONNEL SAMPLE SURVEYS

OFFICERS – 31 MAY 1958

DATA ON OFFICERS ARE BASED ON A 8.6 PER CENT SAMPLE TAKEN FROM THE USAF OFFICER STRENGTH (EXCLUDING GENERAL OFFICERS AND WARRANT OFFICERS) OF 127,404 AS OF 31 MAY 1958

SAMPLE SURVEY COMMENTARY —

OFFICERS — 31 MAY 1958

NOTE: The percentaged distributions by grade for officers and airmen in the body of this report may total slightly more or less than 100.0 per cent. This is due to automatic rounding of percentages on the EDPM (IBM 705) procedure used to process the grade portion of the 31 May 1958 Sample Survey.

USAF MALE COMMISSIONED OFFICERS BY CAREER CATEGORY AND AIR FORCE CAREER PLANS

Career Category

The strength of USAF male commissioned officers (excluding General Officers) was 123,900 on 31 May 1958. Of this number, 40,900 (33%) were Regular officers, 62,400 (50%) were Career Reserve officers, and 20,600 (17%) were Noncareer Reserve officers. During the year, 1 June 1957 - 31 May 1958, the officer strength dropped by 8,500. Strength changes by career category during this period were as follows:

Regular officer strength increased by 16,700
Career Reserve officer strength decreased by 12,400
Noncareer Reserve officer strength decreased by 12,800

Air Force Career Plans

The career plans of Regular officers on 31 May 1958 as compared to 31 May 1957 show no significant change, but the percentage of Career Reserve officers intending an Air Force career fell from 87 per cent in May 1957 to 78 per cent in May 1958. This drop resulted from the integration of career-minded Reserve officers into the Regular Air Force. The following percentaged table gives Air Force career intent on two dates:

REGULAR OFFICERS	31 MAY 1958	31 MAY 1957
Yes, Plan an Air Force Career	87.5	87.8
Undecided	10.2	9.5
No	2.3	2.7
CAREER RESERVE OFFICER		
Yes, Plan an Air Force Career	78.2	86.7
Undecided	16.5	10.2
No	5.3	3.1
NON-CAREER RESERVE OFFICER		
Yes, Plan an Air Force Career	15.2	12.4
Undecided	25.2	31.4
No	59.6	56.2

Age

Commissioned officers not intending an Air Force career or "undecided" are the younger men. Of the Noncareer Reserve officers who do not plan to stay in, 53 per cent are 24 years old or younger, as are 58 per cent who are "undecided", while only 25 per cent who plan an Air Force career are under 25 years of age. For Career Reserve officers, only 10 per cent of those remaining in are 24 years of age or younger and 40 per cent of those separating are in this age group. About 60 per cent of the Regular officers and 56 per cent of the Career Reserve officers who plan an Air Force career are 35 years of age or older.

Educational Level

Officers leaving the Air Force are most often the college graduates. Over 97 per cent of the Noncareer Reserve officers separating have at least a baccalaureate degree as compared to 43 per cent for officers who plan to remain on active duty. Those officers undecided about an Air Force career have an educational level similar to those planning to leave the Air Force. About 28 per cent of the Career Reserve and 53 per cent of the Regular officers are college graduates.

SAMPLE SURVEY COMMENTARY (Continued)

OFFICERS — 31 MAY 1958

Academic Major

Officers who have Medical or Dental degrees are most desirous of leaving the Air Force regardless of career category. Those who majored in Engineering were second in their reluctance for an Air Force career. Officers who majored in Business Administration are the largest group by academic major that plan an Air Force career.

Aeronautical Rating

Officers holding an aeronautical rating are more interested in an Air Force career than the nonrated officers. Of the Noncareer officers who plan to stay in, 60 per cent have aero ratings as compared to 38 per cent for those intending to separate from the Air Force. Among Career Reservists the percentage of rated among those staying or leaving is not significantly different. About 70 per cent of the Regular officers not planning an AF career are rated as compared to 80 per cent of those intending to remain.

Source of Commission

Officers who were commissioned from the AFROTC comprise two-thirds of the Noncareer Reserve officers who do not intend an AF career or who are "undecided" and the second largest group leaving are those who received direct appointments (medical and dental officers). The career interest of the above groups are distributed nearly identically to "college graduate" and "Medical and Dental" under Educational Level. The most Air Force career minded officers are those who received commissions on completion of Aviation Cadet training. They comprise 57 per cent of the officers planning to stay in the Air Force.

Influence of the Draft on Decision to Join the Air Force

Over 50 per cent of the Noncareer Reserve officers would not have joined the Air Force if there had been no draft and three-fourths have no intention of staying in beyond their obligated tour. The officers that joined voluntarily, comprise 78 per cent of those Noncareer Reserve Officers and about 85 per cent of the Regular and Career Reserve officers planning an Air Force career.

Air Force Plans and Years of Active Duty Planned

Two-thirds of the Regular officers planning to stay in the Air Force intend to serve for 30 years or more. Only 12 per cent plan to retire after 20 years service. About 32 per cent of the Career Reserve officers plan 20 years of service and 41 per cent 30 years. About a third of the Regular officers and a quarter of the Career Reserve officers who indicate they are undecided about an Air Force career in another question (12) showed their inclination toward remaining on active duty by selecting the number of years of service they plan to attain.

Date of Separation (DOS)

Officers with a definite date of separtion (Noncareer Reserve officers) who do not intend an Air Force career will complete their obligated tours during the following fiscal years:

FISCAL YEAR	PER CENT COMPLETING OBLIGATED TOUR
1959	44.6
1960	35.6
1961	16.4
After 1961	3.4

Career Plans When First Entered The Air Force

Officers who entered the Air Force with the intent of making it a career constitute the greatest percentage of those who plan to stay in (36%). Those who were "Undecided and Wanted To See How Well They Liked The Air Force" make up the largest group of those who are still "Undecided". Noncareer Reserve officers who intended only to serve a minimum tour when they entered the Air Force, comprise nearly half of the officers not planning an Air Force career.

Date of Retirement

Less than three per cent of the Regular officers and four per cent of the Career Reserve officers are planning to retire before 31 December 1960.

SAMPLE SURVEY COMMENTARY (Continued)

OFFICERS – 31 MAY 1958

Effect of the Pay Increase on Air Force Career Plans

The military pay raise had no effect on the career plans of 94 per cent of the officers. Of the six per cent who indicated that the pay raise caused a change, 9 out of 10 were favorably changed toward an AF career. The largest swing was from "No" to "Undecided". The following percentaged distribution indicates the effect on career intent resulting from the pay increase:

CHANGES	AF CAREER PLANS		
	Yes	Undecided	No
Did not change Plans	95.9	83.8	98.3
Plans changed from:			
Separating to Remaining	1.3	-	-
Separating to Undecided	-	13.7	-
Undecided to Remaining	2.8	-	-
Undecided to Separating	-	-	1.5
Remaining to Separating	-	-	0.2
Remaining to Undecided	-	2.5	-

Due to the proximity of the pay raise and the date of this survey (31 May 1958), this question will be repeated in the October 1958 sample survey.

Immediate Family's Feeling About Making a Career in the Air Force

Regardless of career category, the family's feelings about making a career in the Air Force exerts the same influence. Officers who plan an Air Force career usually have families that like the idea; when the family is neither for or against an Air Force career, the officer is "undecided"; and, if the family dislikes a military career, the officer is most likely not to plan an Air Force career.

USAF MALE COMMISSIONED OFFICERS BY GRADE IN WHICH SERVING

Air Force Plans and Years of Active Service Planned

About 12 per cent of the USAF male commissioned officers do not intend an Air Force career. Practically all of these officers are in company grade. Nearly 15 per cent of the officers are "Undecided" about staying on active duty until retirement. Those "Undecided" ranged from 38 per cent of the Second Lieutenants to nine per cent of the Colonels. Of the officers planning to remain on active duty until retirement, 25 per cent plan to retire after 20 years of service, 51 per cent after 30 or more years of service, and 24 per cent chose years of service between 20 and 30. Those indicating intention of retiring after 20 years of service are largely younger men in grades of First Lieutenant through Major. Only nine per cent of the Colonels plan to retire after 20 years of service and 70 per cent intend to serve at least 30 years.

Date of Retirement (Prior To 1961)

Between 1 June 1958 and 31 December 1960, only four per cent of commissioned officers, who have made a career of the Air Force, plan to retire. Those who plan to retire are distributed quite evenly percentagewise in grades of Captain through Colonel. Retirements will amount to approximately one per cent of the career officer strength during 1958 and 1959 and rise to two per cent in 1960. The first to leave will be among those who plan retirement after 20 years of service. Most of these officers entered on active duty during World War II and will retire after 1960.

Adequacy of Quarters

Three-fourths of the commissioned officers report their quarters have been adequate most of the time. About 30 per cent usually lived in government-owned housing and two-thirds felt those quarters were adequate, 20 per cent owned their own houses and nearly all of these were satisfactory; the remaining 50 per cent rented private homes, three-fourths of them considered adequate.

Family Quarters Furnishings Required at Next Duty Station on Continental US

Officers in grade of Lieutenant are much more likely to desire fully furnished family quarters at their next duty station in Continental US, while over 80 per cent of the officers in grade of Captain or above would require

unfurnished family quarters. Fifty-four per cent of the officers would not require any furnishings at their next continental US station, 16 per cent would require only the kitchen to be furnished, 13 per cent would want quarters fully furnished, and 17 per cent would want other combinations of rooms furnished.

Government Sponsored Schooling Received in the Last Three Years

No government sponsored schooling has been received by 64 per cent of the male commissioned officers in the last three years, while 28 per cent have received less than one year of schooling and eight per cent have received one year or more. Officers in grades of First Lieutenant and Captain had received the most schooling and Colonels the least during the last three years.

Blue Summer Uniform Preference

A majority (55%) of the male commissioned officers would prefer to keep the summer and winter uniforms a different color as they are now. About 17 per cent would like to add a light weight blue for optional wear for summer or winter and 16 per cent would prefer the same shade of blue the year around with a lighter weight material for summer. Twelve per cent had no preference. Officers in the higher grades showed more preference for a blue uniform the year around than those in the lower grades.

Problems Existing Between Present Air Force Base and Nearby Community

While 29 per cent of the officers say there is no problem of importance existing between AF Base and a nearby community, 24 per cent believe high prices charged by merchants and landlord cause friction between the Air Force and the community. Officers also feel that lack of on-base housing (10%), aircraft noise and aircraft accidents (8%) and irresponsible off-duty airmen (7%) cause friction between Air Force and community. Only three per cent of the officers were located on a base where there was no community.

Active Federal Military Service

The median number of years of active Federal military service of male commissioned officers by grade provides an index of experience attained. In the following table, the years and months of service represent the midpoint of military service - 50 per cent have had less and 50 per cent have had more:

GRADE IN WHICH SERVING	MEDIAN AFMS	
	Years	Months
Colonel	17	10
Lieutenant Colonel	16	6
Major	15	7
Captain	11	-
First Lieutenant	3	11
Second Lieutenant	1	1

Department of Defense Pamphlets Most and Least Valuable

The recent Department of Defense pamphlet considered most valuable by officers is "How Our Foreign Policy Is Made". The least valuable of the pamphlets in the officers' estimation was "Armed Forces Day 1958". Regardless of grade, about half of the officers reported they had "not read any" or had read "only one" of the pamphlets mentioned.

Information on Personnel Matters Desired from Hq USAF

Information desired from Hq, USAF in connection with personal affairs depended upon the grade in which the officer is serving. Officers in field grade are particularly interested in retirement information and medicare. Younger officers want information on promotion and augmentation. All officers show interest in knowing more about dependent housing by area and available overseas tours.

In connection with their official duties, officers expressed most desire for information on training, available overseas tours, promotion, and retraining and cross training, especially. Information desired is not influenced greatly by grade in which serving.

TABLE 217 — USAF MALE OFFICERS BY GRADE IN WHICH SERVING, BY SELECTED CHARACTERISTICS AND ATTITUDES, WORLDWIDE — 31 MAY 1958

SELECTED CHARACTERISTICS AND ATTITUDES	OFFICER STRENGTH	GRADE IN WHICH SERVING					
		Colonel	Lieutenant Colonel	Major	Captain	First Lieutenant	Second Lieutenant
OFFICER - TOTAL	123,888	4,791	9,705	21,970	41,164	34,476	11,782
PER CENT - TOTAL	100.0	100.0	100.0	100.0	100.0	100.0	100.0
AIR FORCE PLANS AND YEARS OF ACTIVE DUTY PLANNED							
I Plan To Separate When My Present Active Duty Obligation Is Completed	11.8	0.7	1.0	0.5	7.7	20.2	34.9
Undecided	14.6	8.5	7.5	5.7	8.0	22.6	38.0
I Plan To Remain On Active Duty Until I Retire With:							
20 Years Service	18.5	8.3	14.2	18.0	23.0	19.1	10.3
21 Years Service	1.3	0.2	1.4	2.5	1.6	0.8	0.2
22 Years Service	3.9	3.5	6.4	7.8	4.3	1.6	0.5
23 Years Service	1.3	1.2	1.9	1.9	1.9	0.6	0.2
24 Years Service	1.6	1.2	2.3	2.2	2.7	0.3	0.3
25 Years Service	3.6	0.9	3.1	5.6	5.2	2.1	0.9
26 Years Service	2.6	5.0	4.8	5.0	2.8	0.8	0.3
27 Years Service	0.4	0.2	0.6	0.7	0.6	0.1	-
28 Years Service	2.6	6.1	7.3	5.2	2.0	0.7	-
29 Years Service	0.1	0.5	0.1	0.2	0.1	-	-
30 Years Or More Service	37.6	63.7	49.4	44.8	40.1	31.1	14.5
DATE OF RETIREMENT							
I Do Not Plan To Remain On Active Duty Until Retirement	13.4	2.1	2.2	1.3	8.9	22.6	37.6
I Am Undecided	15.8	10.8	9.6	8.3	8.8	24.0	36.6
I Plan To Retire:							
Prior To 1 July 1958	0.1	0.2	0.1	0.2	0.1	-	-
During The Period:							
July Through September 1958	0.3	1.2	0.6	0.2	0.4	-	-
October Through December 1958	0.1	0.2	0.5	0.3	0.1	-	-
January Through March 1959	0.1	0.2	-	0.1	-	0.2	-
April Through June 1959	0.2	0.9	0.9	0.3	0.2	-	-
July Through September 1959	0.3	0.9	0.5	0.5	0.3	0.1	0.2
October Through December 1959	0.3	0.7	0.9	0.2	0.3	0.1	-
January Through March 1960	0.2	0.5	0.5	0.3	0.1	-	-
April Through June 1960	0.3	0.9	0.5	0.8	0.3	-	-
July Through September 1960	0.4	2.8	1.0	0.6	0.2	-	-
October Through December 1960	0.5	0.9	1.4	0.7	0.6	0.2	-
After 1960	68.1	77.4	81.3	86.4	79.8	52.6	25.6
AGE							
20 Years Old Or Younger	0.4	-	0.5	0.3	0.6	0.2	0.4
21 Years Old	0.8	-	0.6	0.2	0.4	0.7	3.6
22 Years Old	2.6	-	0.1	0.1	0.2	1.1	22.1
23 Years Old	5.9	-	0.1	-	0.3	8.9	34.2
24 Years Old	7.7	-	0.3	0.2	0.2	19.3	22.2
25 Through 29 Years	25.1	0.5	0.8	0.7	17.8	62.3	16.4
30 Through 34 Years	13.1	0.9	1.5	7.6	30.9	5.9	-
35 Through 39 Years	26.4	20.2	35.6	53.3	39.6	1.3	0.6
40 Through 44 Years	13.3	41.0	42.8	30.3	8.7	0.1	0.2
45 Through 49 Years	3.0	23.6	10.4	4.5	1.0	0.2	-
50 Years Old	0.4	3.6	1.2	0.6	0.1	-	-
51 Years Old	0.4	3.6	1.4	0.7	0.1	-	-
52 Years Old	0.3	2.6	1.8	0.4	-	-	-
53 Years Old	0.3	1.9	1.3	0.5	-	-	-
54 Years Old	0.1	0.5	0.3	0.2	-	-	0.1
55 Years Or Older	0.3	1.7	1.4	0.4	-	0.2	0.1

TABLE 217 — USAF MALE OFFICERS BY GRADE IN WHICH SERVING, BY SELECTED CHARACTERISTICS AND ATTITUDES, WORLDWIDE — 31 MAY 1958 (CONTINUED)

SELECTED CHARACTERISTICS AND ATTITUDES	OFFICER STRENGTH	GRADE IN WHICH SERVING					
		Colonel	Lieutenant Colonel	Major	Captain	First Lieutenant	Second Lieutenant
ADEQUACY OF QUARTERS							
Adequate Most Of The Time And Usually Of This Type:							
Government Owned	19.7	28.1	15.8	14.2	17.9	20.2	33.3
Owned By Me Or My Family	19.1	24.8	30.9	30.0	23.2	7.9	5.6
Other Privately Owned	33.9	19.1	28.6	31.0	33.0	39.4	37.1
Other	2.7	1.9	2.6	2.8	2.6	3.1	2.2
Inadequate Most Of The Time And Usually Of This Type:							
Government Owned	11.4	11.8	7.2	7.6	9.7	15.8	14.5
Owned By Me Or My Family	1.0	2.8	2.3	1.3	0.9	0.7	0.3
Other Privately Owned	11.4	10.8	11.6	12.0	11.9	12.2	6.9
Other	0.8	0.7	1.0	1.0	0.8	0.7	0.2
FAMILY QUARTERS FURNISHINGS REQUIRED AT NEXT DUTY STATION IN CONTINENTAL US							
Would Not Require Family Quarters	12.5	3.5	4.5	6.5	8.9	18.4	29.3
Require Fully Furnished Family Quarters	8.6	1.7	3.2	3.6	4.6	12.8	25.8
Require Partly Furnished Family Quarters	9.6	14.7	11.1	8.1	7.5	10.5	13.3
Require Unfurnished Family Quarters	69.3	80.1	81.2	81.8	79.0	58.3	31.6
FAMILY QUARTERS FURNISHINGS PREFERRED AT NEXT CONTINENTAL US STATION IF PROVIDED BY THE AIR FORCE							
Would Not Require Any Furnishings	54.1	44.8	52.9	59.2	60.6	50.0	40.1
Kitchen Only	15.9	21.2	16.9	15.9	15.0	17.4	11.3
Dining Room Only	1.2	1.9	1.3	1.7	1.4	0.9	0.4
Living Room Only	0.4	0.5	0.5	0.5	0.4	0.4	0.3
Bedroom(s) Only	0.8	0.9	0.9	0.9	0.8	0.8	0.6
Kitchen And Dining Room	3.4	8.7	3.7	3.5	2.7	3.6	2.4
Kitchen And Living Room	0.6	0.7	0.5	0.5	0.6	0.5	1.4
Kitchen And Bedroom(s)	1.6	2.8	3.3	1.0	1.7	1.3	1.6
Kitchen, Dining Room, And Living Room	1.8	1.4	1.9	1.6	1.3	1.9	3.3
Kitchen, Dining Room, And Bedroom(s)	2.0	5.7	3.1	1.9	1.5	1.6	2.4
Kitchen, Living Room, And Bedroom(s)	1.9	0.5	0.6	0.7	1.1	2.4	7.3
Kitchen, Dining Room, Living Room And Bedroom(s)	13.2	8.0	10.1	9.8	10.4	15.8	25.6
Dining Room And Living Room	0.6	0.2	1.1	0.5	0.3	0.8	0.5
Dining Room And Bedroom(s)	0.8	1.7	1.0	0.9	0.8	0.7	0.8
Dining Room, Living Room And Bedroom(s)	1.0	0.9	1.7	0.7	0.9	1.2	1.4
Living Room And Bedroom(s)	0.6	-	0.5	0.7	0.5	0.7	0.7
MONTHS OF GOVERNMENT SPONSORED SCHOOLING RECEIVED IN LAST THREE YEARS							
None	64.0	71.9	63.7	67.2	62.8	61.6	65.6
Less Than 3 Months	9.9	8.7	12.3	11.3	12.0	7.2	6.0
3 Through 5 Months	7.3	4.0	5.9	5.2	9.5	7.4	5.7
6 Through 8 Months	4.3	1.2	4.5	4.1	4.3	4.9	4.6
9 Through 11 Months	6.0	12.3	8.8	8.4	3.8	5.9	4.4
12 Through 17 Months	5.0	1.7	3.8	2.1	4.0	8.5	6.2
18 Through 23 Months	2.4	0.2	0.4	1.1	2.6	3.3	4.5
24 Through 29 Months	0.5	-	0.6	0.2	0.5	0.8	0.5
30 Months Or More	0.6	-	-	0.4	0.4	0.4	2.4

TABLE 217 — USAF MALE OFFICERS BY GRADE IN WHICH SERVING, BY SELECTED CHARACTERISTICS AND ATTITUDES, WORLDWIDE — 31 MAY 1958 (CONTINUED)

SELECTED CHARACTERISTICS AND ATTITUDES	OFFICER STRENGTH	GRADE IN WHICH SERVING					
		Colonel	Lieutenant Colonel	Major	Captain	First Lieutenant	Second Lieutenant
PREFER A BLUE SUMMER UNIFORM							
No, Keep Summer And Winter Uniforms Of A Different Color As We Have Now	55.1	44.7	54.5	51.1	54.0	58.1	62.7
No, Keep Different Colors For A Summer And Winter, But Add A Light Weight Blue For Optional Wear Summer Or Winter	16.9	12.1	10.9	16.8	17.3	18.3	18.7
Yes, Use Same Shade Of Blue Year Round With Lighter Weight Material For Summer	15.5	33.6	24.6	19.9	14.9	10.9	8.1
No Preference	12.4	9.7	10.1	12.1	13.8	12.8	10.5
PROBLEMS EXISTING BETWEEN PRESENT AIR FORCE BASE AND NEARBY COMMUNITY							
Most Important:							
No Community Near Our Air Base	3.0	6.7	4.0	3.0	3.1	2.6	1.7
No Problem Of Importance As Far As I Know	28.6	37.4	33.0	31.0	27.2	23.1	37.1
Aircraft Noise	7.0	9.0	7.5	8.1	6.8	7.2	3.5
Automotive Accidents Involving Air Force Personnel And Dependents	3.0	1.9	1.9	2.7	3.3	3.5	2.5
Lack Of Adequate On-Base Housing Causing Additional Strain On Civilian Housing Shortage	10.6	10.0	10.0	8.9	11.8	10.8	9.7
High Prices Charged By Landlords And Merchants For Rent, Food Services, And Other Items	23.7	12.6	20.1	22.6	23.1	28.4	21.9
Air Force Should Show More Concern For Neighboring Community	0.6	0.2	1.2	0.8	0.4	0.6	0.6
Airmen Being Irresponsible When Off-Duty	7.1	5.0	4.5	6.6	7.2	8.5	6.5
Lack Of Off-Base Recreation Facilities In The Community	4.5	1.4	3.3	3.4	4.4	5.4	6.3
Dating Made Difficult By Parental Objections To Military Personnel	0.3	0.2	0.1	0.1	-	0.5	0.9
Failure Of Air Force Personnel To Participate In Community Activities	1.1	0.5	2.6	1.0	1.2	0.8	0.6
Failure Of Community To Make Air Force People Welcome	2.3	2.9	1.8	1.2	2.2	3.1	2.4
Air Force Children Placing Additional Strain On Over-Crowded Schools	2.1	2.6	1.8	3.9	2.8	0.5	0.4
Too Many Military In The Area	1.5	2.1	1.7	1.1	1.6	1.5	1.6
Aircraft Accidents	0.7	0.5	1.0	0.8	0.7	0.4	1.0
Other, Not Specified Above	4.1	6.9	5.5	4.8	4.2	3.0	3.5
Second Most Important:							
No Community Near Our Air Base	1.7	1.9	2.3	1.7	1.8	1.6	1.1
No Problem Of Importance As Far As I Know	11.4	17.1	15.6	13.6	10.7	8.5	12.5
Aircraft Noise	6.4	6.1	5.5	6.2	6.3	7.1	6.0
Automotive Accidents Involving Air Force Personnel And Dependents	5.1	3.5	3.2	4.9	5.6	5.3	4.9
Lack Of Adequate On-Base Housing Causing Additional Strain On Civilian Housing Shortage	10.0	10.2	8.0	8.8	10.4	11.3	8.8
High Prices Charged By Landlords And Merchants For Rent, Food Services, And Other Items	15.1	12.6	13.2	14.4	14.7	16.5	16.2
Air Force Should Show More Concern For Neighboring Community	1.2	1.1	2.1	1.3	1.1	0.9	1.5
Airmen Being Irresponsible When Off-Duty	8.6	5.1	7.3	7.3	8.3	11.2	6.3
Lack Of Off-Base Recreation Facilities In The Community	8.5	6.4	6.9	7.1	8.2	9.3	12.2
Dating Made Difficult By Parental Objections To Military Personnel	0.7	0.5	0.3	0.3	0.4	0.8	2.3
Failure Of Air Force Personnel To Participate In Community Activities	2.4	2.4	3.8	2.5	2.2	2.2	2.7
Failure Of Community To Make Air Force People Welcome	5.4	3.5	4.4	5.8	5.3	6.1	4.8
Air Force Children Placing Additional Strain On Over-Crowded Local Schools	4.8	8.0	6.6	7.9	5.8	2.1	1.1
Too Many Military In The Area	3.3	3.7	3.4	3.2	3.1	3.2	4.3
Aircraft Accidents	1.5	1.1	2.0	1.2	1.6	1.5	1.4
Other, Not Specified Above	13.8	16.8	15.4	13.8	14.5	12.3	13.9

TABLE 217 — USAF MALE OFFICERS BY GRADE IN WHICH SERVING, BY SELECTED CHARACTERISTICS AND ATTITUDES, WORLDWIDE — 31 MAY 1958 (CONTINUED)

SELECTED CHARACTERISTICS AND ATTITUDES	OFFICER STRENGTH	GRADE IN WHICH SERVING					
		Colonel	Lieutenant Colonel	Major	Captain	First Lieutenant	Second Lieutenant
ACTIVE FEDERAL MILITARY SERVICE							
Less Than 1 Year	5.8	-	-	-	2.4	2.4	43.8
1 Year	5.3	-	-	-	3.2	5.5	27.7
2 Years	8.0	-	-	-	2.5	20.7	13.7
3 Years	5.8	-	-	-	1.2	17.2	5.0
4 Years	5.0	-	-	-	1.0	16.2	1.6
5 Years	3.8	-	-	0.1	1.9	10.9	1.1
6 Years	3.7	-	-	0.2	2.9	9.1	1.4
7 Years	4.3	-	0.3	0.3	4.5	8.8	2.5
8 Years	2.9	-	0.8	0.6	6.0	2.5	0.9
9 Years	4.3	-	2.1	2.1	10.0	2.3	0.5
10 Through 14 Years	21.6	8.1	17.9	31.3	40.6	3.6	1.3
15 Years	7.9	5.5	12.6	19.1	9.6	0.3	-
16 Years	7.8	13.8	23.6	21.4	4.6	0.1	0.3
17 Years	6.5	20.9	23.3	12.9	4.6	-	0.2
18 Years	3.1	17.8	7.3	5.2	2.5	0.1	-
19 Years	1.2	7.6	3.8	1.8	0.8	-	0.2
20 Years	0.9	8.1	2.2	1.7	0.4	-	-
21 Years	0.7	3.6	1.9	1.3	0.5	-	-
22 Years	0.4	1.7	1.3	0.7	0.4	-	-
23 Years	0.2	1.7	0.5	0.2	0.1	-	-
24 Years	0.3	4.0	1.0	0.4	0.1	-	-
25 Through 26 Years	0.3	3.6	0.8	0.4	0.1	-	-
27 Years	0.1	0.7	0.3	0.1	-	-	-
28 Years	0.1	0.7	0.5	-	-	-	-
29 Years	0.1	1.4	-	-	0.1	-	-
30 Years And Over	-	0.7	-	-	-	-	-
DEPARTMENT OF DEFENSE PAMPHLETS							
Most Valuable:							
How Our Foreign Policy Is Made	21.8	23.7	25.6	25.0	24.4	17.7	15.4
A Look At The United Nations	3.6	3.1	3.2	3.5	3.6	3.9	2.8
Armed Forces Day 1958	0.8	0.7	0.9	0.7	0.7	0.7	1.4
The US Air Force	15.7	17.7	16.5	17.7	15.7	15.2	12.4
Trouble In The Satellites	5.7	4.1	3.1	5.3	5.2	7.2	6.0
Have Not Read Any Or Have Read Only One	52.5	50.6	50.7	47.8	50.4	55.3	62.1
Least Valuable:							
How Our Foreign Policy Is Made	9.0	7.3	7.2	9.2	8.8	10.1	8.0
A Look At The United Nations	8.1	8.7	9.0	8.5	8.9	7.1	6.8
Armed Forces Day 1958	25.1	23.9	26.1	27.1	25.2	23.3	25.8
The US Air Force	6.6	6.5	4.4	6.4	7.5	6.7	5.1
Trouble In The Satellites	9.6	8.5	11.5	9.2	9.5	10.1	8.5
Have Not Read Any Or Have Read Only One	41.6	45.1	41.7	39.7	40.1	42.7	45.8
MARITAL STATUS							
Male, And:							
Not Married (Widowed, Divorced, Legally Separated Or Never Married) Having:							
No Dependent Children	13.4	1.4	2.9	2.3	6.4	23.1	43.5
Dependent Children	1.7	1.4	2.4	1.9	1.9	1.2	0.3
Married, Having:							
Wife And No Dependent Children	13.4	9.9	9.5	8.8	8.8	18.9	25.7
Wife And 1 Dependent Child	20.6	17.2	14.2	16.7	17.5	28.5	21.6
Wife And 2 Dependent Children	25.7	31.8	29.8	30.5	31.4	21.0	6.0
Wife And 3 Dependent Children	15.7	20.3	23.5	24.1	21.3	5.7	2.4
Wife And 4 Dependent Children	6.5	10.8	13.1	10.2	8.9	1.2	0.4
Wife And 5 Dependent Children	1.9	4.2	3.1	3.6	2.5	0.3	0.1
Wife And 6 Dependent Children	0.7	2.1	1.4	1.1	1.0	0.1	-
Wife And 7 Or More Dependent Children	0.3	0.9	0.1	0.8	0.3	-	-

TABLE 217 — USAF MALE OFFICERS BY GRADE IN WHICH SERVING, BY SELECTED CHARACTERISTICS AND ATTITUDES, WORLDWIDE — 31 MAY 1958 (CONTINUED)

SELECTED CHARACTERISTICS AND ATTITUDES	OFFICER STRENGTH	GRADE IN WHICH SERVING					
		Colonel	Lieutenant Colonel	Major	Captain	First Lieutenant	Second Lieutenant
INFORMATION DESIRED FROM HQ US AIR FORCE							
In Connection With Personal Affairs:							
Promotion	15.9	7.2	19.1	16.3	17.8	15.7	10.5
Augmentation	10.3	1.0	1.8	6.4	11.6	15.5	8.3
Reenlistment	0.2	-	0.1	0.1	0.2	0.2	0.4
Retirement	12.6	36.0	23.9	19.4	13.3	4.3	2.6
Training	5.6	1.2	2.2	3.2	5.4	7.6	9.1
Retraining And Cross Training	2.3	0.2	1.0	1.7	1.8	3.4	3.3
Travel Regulations	1.9	1.7	1.4	1.2	1.4	2.6	3.6
Flying Status	1.3	1.0	1.8	1.6	1.1	1.3	1.4
Pay And Allowances	2.8	2.4	1.3	1.0	2.3	3.3	7.5
Reduction In Force	6.9	2.4	4.7	8.7	7.7	6.4	5.8
Demotion And Separation	0.8	0.7	0.6	0.5	0.6	1.2	1.2
Leave	0.5	0.2	0.1	0.2	0.5	0.5	1.3
Dependent Housing By Area	13.4	12.7	16.9	14.0	13.2	12.5	13.3
Available Oversea Tours	11.5	7.4	10.0	10.5	10.5	12.4	16.6
Medicare	9.1	14.6	9.3	10.0	8.0	8.4	10.9
Other	5.0	11.3	5.6	5.2	4.5	4.7	4.1
In Connection With Official Duties:							
Promotion	12.2	8.8	11.9	11.1	13.6	12.3	10.9
Augmentation	5.9	2.7	1.6	4.2	5.6	8.9	6.2
Reenlistment	0.5	0.7	0.8	0.8	0.4	0.5	0.3
Retirement	4.6	6.6	6.0	7.0	4.9	3.0	2.5
Training	15.0	8.1	11.9	13.1	15.3	16.2	19.6
Retraining And Cross Training	9.9	6.6	9.5	10.2	10.4	9.8	9.9
Travel Regulations	2.0	2.9	1.7	2.2	1.5	1.9	3.4
Flying Status	4.4	8.1	5.6	3.6	4.0	4.3	5.2
Pay And Allowances	2.7	2.5	2.3	1.8	1.8	3.5	5.3
Reduction In Force	5.8	4.2	3.8	5.7	6.3	6.3	5.1
Demotion And Separation	1.1	2.0	1.2	0.8	0.8	1.3	1.8
Leave	0.5	-	0.1	0.3	0.6	0.7	0.5
Dependent Housing By Area	4.0	3.2	5.2	4.7	4.2	3.8	2.5
Available Overseas Tours	17.8	17.4	17.2	18.9	17.6	17.6	17.2
Medicare	4.5	4.9	6.9	4.9	4.2	3.9	4.9
Other	8.9	21.1	14.5	10.6	8.7	6.1	4.8

Source: Sample Survey, Personnel Statistics Division, Directorate of Statistical Services, Comptroller of the Air Force

TABLE 218 — USAF MALE COMMISSIONED OFFICERS BY CAREER CATEGORY AND AIR FORCE CAREER PLANS, BY SELECTED CHARACTERISTICS AND ATTITUDES, WORLDWIDE – 31 MAY 1958

SELECTED CHARACTERISTICS AND ATTITUDES	AIR FORCE PLANS								
	Regular Officers			Career Reserve			Noncareer Reserve		
	Yes	Undecided	No	Yes	Undecided	No	Yes	Undecided	No
OFFICERS - TOTAL	35,828	4,158	939	48,772	10,281	3,303	3,129	5,192	12,286
PER CENT - TOTAL	100.0	100.0	100.0	100.0	100.0	100.0	100.0	100.0	100.0
AGE									
20 Years Old Or Younger	0.2	-	-	0.5	0.5	0.3	0.3	-	0.1
21 Years Old	0.5	0.2	-	0.6	2.6	4.2	0.7	1.3	0.8
22 Years Old	0.3	1.4	-	1.2	6.9	6.1	4.1	9.6	6.5
23 Years Old	0.7	2.2	4.9	3.1	11.8	10.2	7.4	23.0	19.6
24 Years Old	1.7	2.8	3.7	4.5	12.2	18.7	13.0	24.5	25.8
25 Through 29 Years	18.0	21.5	32.9	19.6	38.4	40.7	37.8	37.1	44.3
30 Through 34 Years	18.7	16.9	17.1	14.5	7.7	5.6	9.6	2.7	2.0
35 Through 39 Years	35.4	29.8	20.7	33.7	11.9	7.8	15.2	1.5	0.4
40 Through 44 Years	18.8	20.5	14.6	15.7	6.0	4.2	8.9	0.3	0.1
45 Through 49 Years	4.0	3.8	3.7	3.8	1.4	1.1	2.2	-	0.2
50 Years Old	0.5	-	-	0.5	0.1	-	-	-	-
51 Years Old	0.4	0.6	1.2	0.7	0.2	-	-	-	-
52 Years Old	0.4	-	1.2	0.4	0.1	-	0.8	-	-
53 Years Old	0.2	-	-	0.5	-	0.3	-	-	-
54 Years Old	0.1	0.3	-	0.1	-	-	-	-	-
55 Years Or Older	0.1	-	-	0.6	0.2	0.8	-	-	0.2
MARITAL STATUS AND DEPENDENTS									
Male, And:									
Not Married (Widowed, Divorced, Legally Separated Or Never Married) Having:									
No Dependent Children	5.2	5.7	22.0	7.8	25.2	29.8	16.6	31.4	33.3
Dependent Children	1.6	5.3	3.7	2.5	2.1	3.8	1.9	1.4	2.0
Married, Having:									
Wife And No Dependent Children	8.5	7.7	14.6	12.6	18.4	16.2	17.4	23.4	23.7
Wife And 1 Dependent Child	17.0	15.4	13.4	21.0	22.6	24.5	21.8	28.1	26.2
Wife And 2 Dependent Children	31.0	27.9	24.4	28.4	17.8	17.6	23.7	11.2	12.3
Wife And 3 Dependent Children	22.7	21.5	14.6	17.5	8.3	4.2	10.4	4.0	1.9
Wife And 4 Dependent Children	9.7	12.1	4.9	6.8	3.9	3.9	4.8	0.5	0.5
Wife And 5 Dependent Children	3.0	2.8	2.4	2.3	0.9	-	2.2	-	-
Wife And 6 Dependent Children	0.9	0.8	-	0.7	0.5	-	0.8	-	0.1
Wife And 7 Or More Dependent Children	0.4	0.8	-	0.4	0.3	-	0.4	-	-
EDUCATIONAL LEVEL									
Less Than High School Graduate	0.3	0.5	-	0.9	0.2	0.7	-	-	-
High School Graduate	5.8	3.6	6.1	19.9	11.9	8.4	11.4	2.6	0.5
Less Than Two Years Of College	9.9	4.7	9.8	20.7	16.6	9.4	20.4	2.9	0.7
Two Years Or More Of College, No Degree	31.1	18.8	19.5	31.0	21.1	14.4	24.8	6.7	1.7
College Degree, (BS, BA, Or Equivalent, Except LL.B.)	39.3	45.0	35.4	22.9	46.7	57.9	33.7	68.1	65.0
Law Degree (LL.B.)	1.6	1.7	2.4	0.7	0.6	3.2	0.8	0.9	3.9
Master's Degree	8.5	12.1	14.6	3.0	2.3	3.2	2.2	2.2	2.6
Doctorate Degree	0.5	0.8	-	0.2	-	-	0.4	0.5	0.3
Medical Or Dental Degrees (MD, DDS, Vet'n, etc.)	3.0	12.8	12.2	0.7	0.6	2.8	6.3	16.1	25.3
AIR FORCE JOB IN SIMILAR FIELD AS ACADEMIC MAJOR									
Not Applicable	15.2	12.1	12.2	28.1	21.5	17.1	20.7	13.9	5.2
Very Similar (Or Identical)	29.1	38.1	36.6	19.5	12.9	13.7	25.5	27.7	36.1
Slightly Similar	30.5	25.4	23.2	25.5	25.9	17.6	21.5	24.2	19.9
Dissimilar	14.0	12.5	14.6	14.5	19.1	19.6	18.5	15.0	12.5
Very Dissimilar	11.2	11.9	13.4	12.4	20.6	32.0	13.8	19.2	26.3

TABLE 218 — USAF MALE COMMISSIONED OFFICERS BY CAREER CATEGORY AND AIR FORCE CAREER PLANS, BY SELECTED CHARACTERISTICS AND ATTITUDES, WORLDWIDE — 31 MAY 1958 (CONTINUED)

SELECTED CHARACTERISTICS AND ATTITUDES	AIR FORCE PLANS								
	Regular Officers			Career Reserve			Noncareer Reserve		
	Yes	Undecided	No	Yes	Undecided	No	Yes	Undecided	No
ACADEMIC MAJOR									
No Major Subject Or Not Applicable	8.6	4.4	4.9	19.1	10.3	6.3	12.2	3.5	0.6
Agriculture	2.8	1.9	3.7	3.2	4.2	6.3	2.6	5.2	3.9
Biological Science	1.9	1.1	2.4	1.9	2.2	1.0	2.3	1.1	1.4
Business Administration	18.0	16.5	10.9	18.2	18.9	22.1	21.9	16.3	16.8
Education	5.6	3.6	6.1	5.4	5.9	7.4	4.8	5.5	2.4
Engineering	23.0	27.0	19.5	16.2	19.2	20.4	15.6	24.8	22.9
Fine Arts	1.4	0.8	-	1.7	2.0	0.7	3.0	0.9	1.3
Journalism - Public Relations	0.8	0.8	-	0.8	1.6	0.7	0.7	0.9	1.1
Law	2.1	1.7	3.7	1.5	1.5	3.1	1.5	1.1	4.0
Literature And Language	1.5	1.4	3.7	1.7	2.3	2.1	0.4	2.0	2.1
Mathematics	4.4	3.6	4.9	6.7	5.7	3.9	3.7	1.2	1.1
Medical Or Dental (MD, DDS, Vet'n, etc.)	3.0	12.6	10.9	0.8	1.4	3.5	6.0	15.4	24.0
Military Science	8.2	6.6	8.5	5.2	1.4	0.7	2.9	-	-
Nursing And Medical Specialties	0.2	0.6	-	0.2	0.6	1.4	1.9	1.5	1.1
Physics Or Allied Science	3.7	3.3	6.1	2.9	4.4	4.9	3.7	2.9	3.3
Pre-Professional (Pre-Law And Pre-Med)	2.2	1.7	3.7	2.2	2.7	3.2	2.3	3.4	3.8
Social Science	5.0	6.8	3.7	3.4	4.5	4.5	3.3	4.7	2.8
Other	7.6	5.6	7.3	8.9	11.2	7.8	11.2	9.6	7.4
GRADE IN WHICH SERVING									
Colonel	12.4	12.5	7.8	0.7	0.2	0.7	0.6	-	-
Lt Colonel	16.2	17.7	15.6	4.7	1.4	1.7	1.2	-	-
Major	24.8	21.5	15.6	23.0	9.3	3.2	1.9	-	0.2
Captain	30.7	27.7	33.8	42.7	18.7	16.6	16.7	6.4	19.2
1st Lieutenant	14.7	17.7	24.7	24.5	51.2	60.1	49.7	45.9	44.9
2nd Lieutenant	1.2	2.9	2.5	4.4	19.2	17.7	29.9	47.7	35.7
COMMAND LEVEL AT WHICH PRESENTLY PERFORMING DUTY									
Detachment	7.6	6.6	12.2	7.3	6.3	10.2	9.6	5.6	7.6
Squadron	33.9	24.3	32.9	50.5	63.0	62.4	57.4	59.5	54.4
Group	10.7	10.2	7.3	13.4	10.0	10.0	13.7	13.2	13.5
Wing	11.5	10.5	18.4	10.8	7.1	7.4	5.9	6.5	7.2
Air Division	4.1	5.8	6.1	2.8	2.2	1.8	4.5	2.5	3.6
Air Force	6.2	6.1	4.9	3.7	1.5	0.7	4.0	0.6	0.9
Air Materiel Area Or Other Subcommand	2.7	3.0	2.4	2.3	1.5	1.1	1.1	0.9	1.7
Major Command	12.0	13.6	7.3	6.0	4.1	2.4	1.5	1.6	1.7
Headquarters USAF	8.5	9.6	2.4	2.2	1.3	0.8	0.4	0.2	0.4
Don't Know	2.8	10.3	6.1	1.0	3.0	3.2	1.9	9.4	9.0
AERONAUTICAL RATING AND FLYING STATUS									
Pilot, On Flying Status	57.5	49.5	48.9	42.1	44.9	40.3	29.7	20.5	15.5
Pilot Trainee, On Flying Status	1.6	0.9	1.2	2.7	9.5	3.2	0.4	0.5	0.2
Pilot, Not On Flying Status	3.7	4.9	1.2	5.4	1.9	1.0	3.3	0.5	0.5
Observer, On Flying Status	2.3	0.8	3.7	4.5	4.9	4.6	6.7	4.4	2.0
Observer, Not On Flying Status	1.6	1.2	-	2.7	0.8	1.7	1.5	0.3	0.3
Navigator, On Flying Status	8.9	6.0	4.9	11.8	14.6	13.7	10.0	10.5	9.6
Navigator Trainee, On Flying Status	0.5	-	-	0.8	0.9	0.7	3.0	9.1	3.4
Navigator, Not On Flying Status	0.9	0.3	-	0.9	0.9	0.4	1.1	0.5	0.1
Flight Surgeon, On Flying Status	2.5	3.8	9.6	2.4	1.5	3.8	3.7	3.5	6.1
Flight Surgeon, Not On Flying Status	0.3	1.1	-	0.1	-	-	-	0.5	0.2
Nonrated, But On Flying Status	2.3	0.3	1.2	1.0	1.6	4.6	0.8	2.0	3.7
Nonrated, And Not On Flying Status	17.9	31.2	29.3	25.6	18.5	26.0	39.8	47.7	58.4

TABLE 218 — USAF MALE COMMISSIONED OFFICERS BY CAREER CATEGORY AND AIR FORCE CAREER PLANS, BY SELECTED CHARACTERISTICS AND ATTITUDES, WORLDWIDE — 31 MAY 1958 (CONTINUED)

SELECTED CHARACTERISTICS AND ATTITUDES	AIR FORCE PLANS								
	Regular Officers			Career Reserve			Noncareer Reserve		
	Yes	Undecided	No	Yes	Undecided	No	Yes	Undecided	No
SOURCE OF COMMISSION									
USMA Or USNA	7.4	19.5	18.3	0.3	0.4	2.1	1.4	0.6	0.3
Aviation Cadet (Or Flying Cadet)	57.2	40.0	32.9	58.1	44.9	31.3	35.1	10.3	2.8
OCS (Or Equivalent In Other Services)	9.8	6.3	6.1	16.4	5.2	5.6	13.5	0.5	0.5
AFROTC	10.6	10.2	17.0	10.0	40.5	49.3	27.2	67.1	67.3
ROTC (Other Than Air Force)	5.0	7.4	3.7	2.2	1.5	1.8	0.7	0.2	1.9
Direct Appointment	7.4	13.5	17.1	10.3	5.4	7.7	18.3	18.3	25.8
Other	2.6	3.1	4.9	2.7	2.1	2.2	3.8	3.0	1.4
AIR FORCE OFFICER QUALIFYING TEST (AFOQT) SCORES									
No Scores Shown	(97.2)	(97.0)	(93.9)	(93.7)	(79.2)	(77.8)	(80.0)	(59.8)	(61.4)
Pilot									
Score:									
1	4.5	-	-	0.3	1.6	-	5.6	0.5	0.7
2	-	-	-	2.3	1.6	1.6	1.8	5.6	2.2
3	7.7	-	20.0	6.3	7.0	14.1	22.2	32.2	20.8
4	19.7	9.1	20.0	18.6	25.4	25.0	20.4	19.4	21.2
5	10.6	9.1	-	29.0	28.7	29.6	22.2	23.4	29.6
6	13.6	27.2	40.0	14.8	12.4	12.5	16.6	6.6	9.6
7	19.7	18.2	-	12.3	8.7	6.3	5.6	5.0	7.0
8	13.6	18.2	20.0	8.9	6.4	4.6	5.6	2.3	4.7
9	10.6	18.2	-	7.5	8.2	6.3	-	5.0	4.2
Observer-Technical (OT)									
Score:									
1	9.1	10.0	-	7.7	4.2	1.6	14.3	1.1	1.4
2	-	-	-	2.1	2.7	-	3.6	2.2	1.2
3	1.5	-	25.0	5.3	4.7	7.7	1.8	7.2	5.6
4	3.0	-	-	10.6	11.5	12.5	23.2	25.0	15.0
5	18.2	10.0	-	22.1	18.3	23.4	14.3	23.3	19.1
6	21.2	-	-	20.8	21.9	14.1	19.6	18.4	17.0
7	13.6	30.0	50.0	17.3	18.3	21.9	8.9	11.6	19.1
8	15.2	30.0	25.0	9.1	10.0	6.3	12.5	3.4	11.4
9	18.2	20.0	-	5.0	8.4	12.5	1.8	7.8	10.2
Officer									
Score:									
1	6.0	9.1	-	7.4	3.1	3.1	10.9	0.5	2.4
2	-	-	-	1.4	2.2	-	3.6	2.8	2.0
3	4.5	-	25.0	8.2	4.2	9.2	-	7.2	5.8
4	1.5	-	-	10.3	6.9	12.3	14.5	15.6	9.6
5	6.0	-	-	16.6	25.0	15.4	10.9	30.0	19.0
6	14.9	18.2	-	20.6	17.1	16.9	20.0	19.4	18.9
7	25.4	18.2	50.0	15.6	15.9	16.9	20.0	11.7	16.3
8	13.4	18.2	-	8.1	10.1	13.9	14.5	5.0	10.3
9	28.3	36.3	25.0	11.8	15.5	12.3	5.6	7.8	15.7
Verbal									
Score:									
1	5.9	9.1	-	8.6	3.7	1.6	10.9	3.3	3.6
2	-	-	-	3.9	1.1	3.1	1.8	6.1	3.2
3	4.4	-	-	8.7	10.1	9.4	12.7	14.4	9.7
4	7.4	-	25.0	13.6	15.5	10.9	12.7	12.8	17.2
5	14.7	18.2	25.0	15.5	13.4	21.8	18.2	16.7	15.8
6	14.7	9.1	25.0	13.0	13.4	12.5	12.7	18.9	14.5
7	20.6	9.1	25.0	17.2	16.5	14.1	16.4	12.2	17.2
8	14.7	36.3	-	14.8	20.4	20.3	10.9	13.9	13.6
9	17.6	18.2	-	4.7	5.9	6.3	3.7	1.7	5.2
Quantitative									
Score:									
1	7.3	9.1	-	8.6	3.7	4.8	9.2	1.7	2.4
2	1.5	-	25.0	3.6	2.6	1.6	-	5.0	4.0
3	2.9	-	-	6.9	5.9	6.3	7.4	5.6	5.4
4	4.3	9.1	25.0	9.4	14.3	11.1	14.8	13.3	13.3
5	7.3	-	25.0	23.4	19.7	25.4	13.0	22.2	15.6
6	17.4	18.1	-	23.5	17.0	20.6	24.1	24.5	22.5
7	15.9	27.3	-	7.9	13.3	7.9	13.0	10.0	12.1
8	27.5	27.3	25.0	9.4	8.6	9.5	18.5	9.4	11.6
9	15.9	9.1	-	7.3	14.9	12.8	-	8.3	13.1

TABLE 218 — USAF MALE COMMISSIONED OFFICERS BY CAREER CATEGORY AND AIR FORCE CAREER PLANS, BY SELECTED CHARACTERISTICS AND ATTITUDES, WORLDWIDE — 31 MAY 1958 (CONTINUED)

SELECTED CHARACTERISTICS AND ATTITUDES	AIR FORCE PLANS								
	Regular Officers			Career Reserve			Noncareer Reserve		
	Yes	Undecided	No	Yes	Undecided	No	Yes	Undecided	No
WORKING IN YOUR PRIMARY AFSC (PAFSC)									
Yes, Working In PAFSC, And Prefer It	61.9	60.7	58.5	66.2	62.5	57.5	68.1	59.5	59.5
Yes, Working In PAFSC, But Prefer Another AFSC	11.6	11.9	12.2	12.7	15.8	18.2	12.6	18.1	21.0
No, Not Working In PAFSC, And Prefer AFSC In Which Now Working	8.6	7.2	13.4	8.5	11.2	8.5	7.0	9.6	5.3
No, Not Working In PAFSC, And Prefer Working In PAFSC	15.0	15.2	12.2	10.3	8.1	10.8	8.9	9.4	9.0
No, Not Working In PAFSC, And Would Prefer An AFSC Other Than The One In Which Now Working	2.9	5.0	3.7	2.3	2.4	5.0	3.4	3.4	5.2
INFLUENCE OF DRAFT ON DECISION TO JOIN THE AIR FORCE									
Not Applicable (Or Entered Before The Draft)	51.5	53.7	39.0	45.5	27.3	19.3	34.8	16.7	9.4
Definitely Would Not Have Joined If There Had Been No Draft	3.0	2.7	3.6	3.2	4.2	14.5	6.3	5.1	33.2
Probably Would Not Have Joined If There Had Been No Draft	10.8	13.0	15.9	11.4	22.3	30.2	15.5	29.9	37.1
Probably Would Have Joined Anyway	11.8	14.3	18.3	13.4	23.2	21.9	19.3	26.4	15.8
Definitely Would Have Joined Anyway	22.9	16.3	23.2	26.5	23.0	14.1	24.1	21.9	4.5
AIR FORCE PLANS AND YEARS OF ACTIVE DUTY PLANNED									
Plan To Separate When Present Active Duty Obligation Is Completed	0.2	0.5	37.8	0.3	1.1	61.0	8.5	3.5	92.2
Undecided	1.4	66.1	9.8	1.5	74.3	19.7	3.3	89.5	7.3
Plan To Remain On Active Duty Until Retirement With:									
20 Years Service	11.6	6.6	6.1	32.4	11.5	5.9	33.3	1.8	0.1
21 Years Service	1.1	-	-	2.2	0.8	1.4	1.1	0.5	-
22 Years Service	3.7	1.7	-	6.5	1.1	0.7	6.3	-	-
23 Years Service	1.1	1.4	-	2.2	0.7	0.7	1.5	-	-
24 Years Service	1.6	0.2	-	2.8	0.2	-	0.8	-	-
25 Years Service	4.1	3.1	-	5.3	1.3	1.4	4.8	0.4	0.1
26 Years Service	3.9	0.8	-	3.5	0.2	0.4	4.8	-	-
27 Years Service	0.6	0.8	-	0.4	0.1	-	0.4	-	-
28 Years Service	5.2	0.8	7.3	2.3	0.3	1.0	0.7	0.2	-
29 Years Service	0.3	-	1.2	0.1	-	-	-	-	-
30 Years Or More Service	65.2	18.0	37.8	40.5	8.4	7.8	34.5	4.1	0.3
DATE COMPLETE ACTIVE DUTY OBLIGATION									
Regular Officer	100.0	100.0	100.0	-	-	-	-	-	-
Warrant Officer	-	-	-	-	-	-	-	-	-
Noncareer Reserve Officer With DOS	-	-	-	-	-	-	100.0	100.0	100.0
In Career Reserve Status And:									
Have Completed Active Duty Obligation	-	-	-	66.7	52.1	45.9	-	-	-
Have Been Selected For Regular Officer	-	-	-	2.9	1.6	0.7	-	-	-
Will Complete Active Duty Obligation:									
Prior To 1 July 1958	-	-	-	0.7	1.1	3.5	-	-	-
1 July 1958 Through 30 June 1959	-	-	-	3.2	9.1	19.0	-	-	-
1 July 1959 Through 30 June 1960	-	-	-	3.8	11.5	14.0	-	-	-
1 July 1960 Through 30 June 1961	-	-	-	3.5	9.8	8.1	-	-	-
1 July 1961 Through 30 June 1962	-	-	-	2.4	4.6	5.2	-	-	-
1 July 1962 Through 30 June 1963	-	-	-	2.7	5.4	1.4	-	-	-
After 30 June 1963	-	-	-	14.1	4.8	2.2	-	-	-

TABLE 218 — USAF MALE COMMISSIONED OFFICERS BY CAREER CATEGORY AND AIR FORCE CAREER PLANS, BY SELECTED CHARACTERISTICS AND ATTITUDES, WORLDWIDE — 31 MAY 1958 (CONTINUED)

SELECTED CHARACTERISTICS AND ATTITUDES	AIR FORCE PLANS								
	Regular Officers			Career Reserve			Noncareer Reserve		
	Yes	Undecided	No	Yes	Undecided	No	Yes	Undecided	No
DATE OF SEPARATION									
Fiscal Year:									
1958	-	-	-	-	-	-	1.8	0.4	2.0
1959	-	-	-	-	-	-	21.1	30.6	43.7
1960	-	-	-	-	-	-	16.7	29.4	34.9
1961	-	-	-	-	-	-	12.9	26.4	16.0
Regular Or Indefinite Appointment	100.0	100.0	100.0	100.0	100.0	100.0	-	-	-
Other Dates Of Separation	-	-	-	-	-	-	47.5	13.2	3.4
CAREER PLANS WHEN FIRST ENTERED THE AIR FORCE									
Intended To Make The Air Force A Career	39.3	37.7	47.6	35.0	20.1	20.4	38.5	9.6	2.9
Intended To Stay In The Air Force A While Longer Than Obligated Tour	3.0	1.9	3.7	2.9	7.0	11.9	3.7	3.8	3.1
Intended To Serve A Minimum Tour (Or Wartime "Duration Plus 6 Months")	25.9	18.5	13.4	25.7	17.7	23.6	18.9	11.2	49.2
Hadn't Thought About It	9.1	6.6	8.5	8.8	5.9	3.6	4.8	3.2	2.3
Was Undecided And Waited To See How Well Liked The Air Force	22.7	35.3	26.8	27.6	49.3	40.5	34.1	72.2	42.5
DATE OF RETIREMENT									
Do Not Plan To Remain On Active Duty Until Retirement	-	-	100.0	-	-	100.0	-	-	100.0
Undecided	-	100.0	-	-	100.0	-	-	100.0	-
Plan To Retire:									
Prior To 1 July 1958	-	-	-	0.1	-	-	3.3	-	-
During The Period:									
July Through September 1958	0.4	-	-	0.3	-	-	1.5	-	-
October Through December 1958	0.1	-	-	0.2	-	-	0.7	-	-
January Through March 1959	0.1	-	-	-	-	-	2.6	-	-
April Through June 1959	0.3	-	-	0.3	-	-	1.5	-	-
July Through September 1959	0.3	-	-	0.4	-	-	2.9	-	-
October Through December 1959	0.1	-	-	0.5	-	-	0.4	-	-
January Through March 1960	-	-	-	0.3	-	-	-	-	-
April Through June 1960	0.2	-	-	0.6	-	-	0.4	-	-
July Through September 1960	0.5	-	-	0.6	-	-	-	-	-
October Through December 1960	0.5	-	-	0.9	-	-	0.4	-	-
After 1960	97.5	-	-	95.8	-	-	86.3	-	-
EFFECT OF PAY RAISE ON AIR FORCE CAREER PLANS									
Did Not Change My Plans	95.0	81.0	82.9	94.9	81.8	92.5	89.5	66.7	95.0
Yes, Plans Have Changed From:									
Planning To Separate To Planning To Remain	1.3	0.2	9.9	1.2	1.0	1.1	2.3	0.7	0.1
Planning To Separate To Undecided	0.6	10.7	1.2	0.3	10.3	2.6	0.3	22.8	2.7
Undecided To Planning To Remain	2.5	3.9	2.4	2.9	3.8	0.7	5.2	5.5	0.5
Undecided To Planning To Separate	0.1	0.8	2.4	0.1	0.5	1.7	0.4	2.3	1.4
Planning To Remain To Planning To Separate	0.2	-	-	0.2	-	0.7	0.8	0.2	0.1
Planning To Remain To Undecided	0.3	3.4	1.2	0.4	2.6	0.7	1.5	1.8	0.2
IMMEDIATE FAMILY'S FEELING ABOUT MAKING A CAREER IN THE AIR FORCE									
Like It Very Much	45.8	17.7	24.4	45.2	15.1	12.3	36.7	5.5	0.7
Like It	33.6	32.1	23.2	32.5	27.9	10.9	27.3	16.1	2.8
Neutral	16.1	37.4	28.0	18.8	46.1	45.4	27.0	58.9	46.8
Dislike It	3.7	11.4	14.6	2.8	8.5	21.8	7.1	17.2	34.4
Dislike It Very Much	0.8	1.4	9.8	0.7	2.4	9.6	1.9	2.3	15.3

TABLE 218 — USAF MALE COMMISSIONED OFFICERS BY CAREER CATEGORY AND AIR FORCE CAREER PLANS, BY SELECTED CHARACTERISTICS AND ATTITUDES, WORLDWIDE — 31 MAY 1958 (CONTINUED)

SELECTED CHARACTERISTICS AND ATTITUDES	AIR FORCE PLANS								
	Regular Officers			Career Reserve			Noncareer Reserve		
	Yes	Undecided	No	Yes	Undecided	No	Yes	Undecided	No
DATE OF ENTRY ON ACTIVE DUTY AS A COMMISSIONED OFFICER									
Not Applicable (Warrant Officer)	-	-	-	-	-	-	-	-	-
Before 1 July 1951	76.2	67.1	48.2	66.8	24.5	13.2	31.4	1.3	0.2
1 July 1951 Through 30 June 1952	4.9	3.3	11.1	3.1	2.7	3.6	0.8	0.9	0.2
1 July 1952 Through 30 June 1953	6.7	4.7	6.2	4.9	6.5	6.8	5.0	0.2	0.3
1 July 1953 Through 30 June 1954	5.3	6.9	14.8	7.7	11.4	11.5	4.7	2.8	0.8
1 July 1954 Through 30 June 1955	3.2	5.2	8.6	7.3	16.0	17.5	11.6	7.6	4.5
1 July 1955 Through 30 June 1956	2.1	6.1	3.7	4.3	16.7	23.7	16.7	25.8	28.4
1 July 1956 Through 30 June 1957	1.4	5.8	6.2	3.0	10.6	14.0	15.1	31.5	43.0
After 30 June 1957	0.2	0.9	1.2	2.9	11.6	9.7	14.7	29.9	22.6

Source: Sample Survey, Personnel Statistics Division, Directorate of Statistical Services, Comptroller of the Air Force

505282 O - 59 - 31

MILITARY PERSONNEL SAMPLE SURVEYS

AIRMEN — 31 MAY 1958

DATA ON AIRMEN ARE BASED ON A 4.0 PER CENT SAMPLE OF AIRMAN STRENGTH (LESS AVIATION CADETS) OF 736,442 AS OF 31 MAY 1958

SAMPLE SURVEY COMMENTARY

AIRMEN — 31 MAY 1958

The USAF airman strength on 31 May 1958 was composed of 333,610 (45%) First Term Airmen (no prior military service) and 402,832 (55%) Career Airmen (serving second or later AF enlistment or first AF enlistment with prior service in the Army, Navy, etc.). The percentaged reenlistment intent by category of enlistment of these airmen follows:

REENLISTMENT INTENT	FIRST TERMERS	CAREER AIRMEN
Yes, Will Reenlist	18.5	78.4
Undecided	37.2	13.2
No	44.3	8.4

The intent of airmen to reenlist is at an all-time high in both categories of enlistment.

Educational Level

The educational level of Career Airmen has continued to rise until nearly three-fourths are high school graduates. Career Airmen who plan to separate are no longer principally those with the greatest amount of education.

First Term Airmen who plan to reenlist continue to have had less education than those who plan to separate. Of the First Termers who plan to reenlist, 37 per cent did not graduate from high school as compared to 24 per cent for those who plan to separate.

Marital Status

Over 73 per cent of the airmen who intend to reenlist are married and 72 per cent of those not intending to reenlist are not married.

Age

First Term airmen who plan to reenlist are younger than those who do not. Over 40 per cent of the First Termers reenlisting are 19 years old or less as compared to 27 per cent for those not reenlisting. Nearly 60 per cent of those not reenlisting are in the 20 - 22 years of age group and plan on returning to school or college or get a civilian job. In their reasons for separating they indicate general dissatisfaction with military life. Less than 22 per cent of the Career Airmen who plan to reenlist are under the age of 25, while over 50 per cent who are not reenlisting are under 25 years of age. Career airmen who are undecided about reenlisting have 46 per cent under 25.

Technical Category

The distribution of AFSC's by technical category include the amendments made 10 July 1958 to AFM 26-1, dated 8 October 1957.

Of the First Termers who do not intend to reenlist (148,000), 41 per cent are in Highly Technical specialties, 24 per cent in Technical specialties, 24 per cent in semi-technical specialties, and 11 per cent are in reporting codes. They occupy 22 per cent of the highly technical jobs in the Air Force and those First Termers who are undecided about reenlisting occupy 18 per cent more of the highly technical category AFSC's.

Years of Active Duty Planned

Approximately 94 per cent of the Career Airmen who plan to reenlist, will remain on active duty until retirement. Half of these airmen will retire upon completion of 20 years service, 20 per cent after 22 years service, and 15 per cent will stay on active duty for 30 years or more. The 15 per cent remaining will retire with other years of service between 20 and 30 except for the 22 year interval mentioned above.

About 60 per cent of the First Termers who plan to reenlist also plan to stay in until eligible for retirement. Less than half of the airmen, who do not intend to reenlist, would separate immediately if they had a chance.

Aptitude Index Scores

The Technical Specialty Aptitude Index and General Aptitude Index scores serve as one measure showing the general quality of airmen. The following groupings of TSAI and GAI scores are based on a theoretical and actual dis-

tribution of such scores. The following table shows the percentage of airmen in each group by reenlistment intent:

TSAI SCORE	GAI SCORE	ALL AIRMEN Reenlistment Intent Yes	Und	No	FIRST TERMERS Not Reenlisting	CAREER AIRMEN Yes, Will Reenlist
9	70-95	16.8	12.5	14.1	14.3	18.1
6, 7, 8	40-65	44.3	42.6	43.6	43.6	45.8
4, 5	20-35	24.4	28.1	25.6	24.9	23.0
1, 2, 3	1-15	7.3	10.2	9.8	10.4	5.7
No Score Reported		7.2	6.6	6.9	6.8	7.4

Thought Given to a Career in the Air Force

Nearly 90 per cent of the airmen who intend to reenlist have given considerable thought to a career in the Air Force. Only one per cent "Haven't Thought About It At All". Those who are undecided about reenlisting gave much more thought to an Air Force career than those who do not intend to reenlist.

Career Plans when First Entered the Air Force

Upon entering the Air Force the greater percentage of airmen (43%) had a "wait and see" attitude. The career minded First Termer (35%) intented to make the Air Force a career and 40 per cent of First Termers not intending to reenlist entered on active duty intending to serve a minimum tour.

Reason for Original Enlistment in the Air Force

Of various reasons for original enlistment in the Air Force, First Term airmen most often choose "Wanted AF Educational and Technical Training". The AF career minded First Termers, as well as Career Airmen, felt AF career opportunities were better than those in civilian life. The "not career-minded", First Termers joined the Air Force most often in preference to being drafted into another service.

Opinion of the Length of Overseas Tours

Both First Term and Career Airmen who are bachelors believe the current normal overseas tour of 36 months is too long. They think it should not be made longer than it is. Married airmen are of the opinion that the 18 month tour in a 36 month area unaccompanied by dependents should not be increased.

Base-of-Choice/Area-of-Choice

About 60 per cent of the airmen have little faith in the Base-of-Choice/Area-of-Choice program for overseas returnees. At the same time they would prefer the present program be continued. There is practically no enthusiasm displayed for a choice of three areas without base preference. A little over one per cent would discontinue the program entirely.

Reason for Most Recent PCS Movement

About 22 per cent of the First Termers applied for their most recent permanent change of station movement, 48 per cent were not given choice, 19 per cent had other reasons for PCS, and 11 per cent did not have a PCS move. Application or volunteering for a PCS resulted in a movement for 34 per cent of the Career Airmen, 33 per cent were not given choice, 29 per cent had other reasons for PCS, and four per cent have not had a PCS move.

Evaluation of Commander's Call Program

Approximately 98 per cent of the airmen attend Commander's Call. A significant percentage of them (43%) note shortcomings in the program, ranging from "Interesting, But Not Important" to "Waste of Time". Among First Termers, those who plan to reenlist show more interest in the Commander's Call Program than those who plan to separate. First Termers who are undecided about reenlisting, evaluate the program as high as those planning to reenlist. Participation of the Commander is considered important, especially by Career Airman.

SAMPLE SURVEY COMMENTARY (CONTINUED)

AIRMEN — 31 MAY 1958

Information on Personnel Matters Desired from Hq USAF

The following topics on which information is desired are posted in order of interest shown by category of enlistment:

FIRST TERM AIRMEN	CAREER AIRMEN
Promotion	Promotion
Retraining and Cross Training	Retraining and Cross Training
Officer Candidate Program	Retirement
Available Overseas Tours	Available Overseas Tours
Flying Status	Dependent Housing

Best Source of Information on Air Force Activities

About half of the airmen regarded the Air Force Times as their best source of information regarding Air Force activities. The base newspaper is the next best source. First Termers were more dependent on Commander's Call, The Airman magazine, the base newspaper and Stars and Stripes than were Career Airmen, 60% of whom select the Air Force Times as the best source.

Reasons Most Important for First Termers in Making Up Mind to Reenlist or Separate and for Career Airmen to Reenlist the Last Time

The main reasons First Termers intend to reenlist are "Opportunities for More Training and Education in the Air Force" (26%), "Like Job and Duty Assignments (18%), "Like Military Life (14%), and "Adventure, Travel, New Experience" (11%). About half of the First Termers, who are undecided about reenlisting, selected reasons for reenlisting. Their biggest complaint was "Not Enough Promotion Opportunities". Over 20 per cent of the First Termers, not intending to reenlist, plan to go back to school or college; 14 per cent feel "Civilian Life Offers Greater Career or Job Opportunities;" 24 per cent do not like military life in general; 13 per cent feel they have not been given a chance to do the work they like; 10 per cent don't believe there are enough promotion opportunities; and 19 per cent had other reasons for separating.

Working Within Own Air Force Specialty

About 88 per cent of the First Termers and 92 per cent of the Career Airmen are working within their Air Force specialty or a job related to it, seven per cent in each group indicate their work is not related to their Air Force specialty, and the balance did not know. Fifty-one per cent of the First Termers and 63 per cent of the Career Airmen had duties 100 per cent within their specialty during the last 12 months.

Evaluation Based On "Airman Performance Report"

No "Airman Performance Report" evaluations were reported for two-thirds of the First Termers and 22 per cent of the Career Airmen. The evaluation given First Termers followed the same pattern regardless of reenlistment intent with about three per cent "Unsatisfactory" and over four per cent "Outstanding". For Career Airmen, slightly less than one per cent were rated "Unsatisfactory" and nine per cent "Outstanding". Most First Termers were rated "Good" or "Very Good", while most Career Airmen were considered "Very Good" or "Excellent".

Effect of Recent Military Pay Raise on AF Career Plans

The recent military pay raise change the AF career plans of 14 per cent of the airmen. This 14 per cent comprise about 104,000 airmen. The following percentaged table shows manner in which these airmen changed their plans:

From Separating to Remaining	21.8
From Separating to Undecided	34.7
From Undecided to Remaining	17.8
From Undecided to Separating	6.5
From Remaining to Separating	5.9
From Remaining to Undecided	13.3

SAMPLE SURVEY COMMENTARY (Continued)

AIRMEN – 31 MAY 1958

The first three changes listed are considered as favorable to an Air Force career and indicate that the effect of the pay raise was positive for 74 per cent of the "changers". On basis of the entire Air Force strength, the change in plans caused by the pay raise was nearly seven per cent increase in favor of remaining in the Air Force. For First Termers, the positive reaction amount to 7.7 per cent of the First Term airman strength and for Career Airmen, 6.3 per cent of their strength.

USAF MALE AIRMEN BY GRADE IN WHICH SERVING

Educational Level

The educational level of airmen has increased during the last year. The most significant increases in the percentage of airmen with a high school graduate education or higher are in the lower three airman grades. The following percentaged distribution compares the educational level of the first three grades of airmen on 31 May 1957 and 31 May 1958.

	AIRMAN 2/C		AIRMAN 3/C		AIRMAN BASIC	
	May 57	May 58	May 57	May 58	May 57	May 58
Grammar School	6.0	5.4	7.6	6.1	11.1	8.6
High School, Nongraduate	27.7	22.1	36.6	29.3	46.9	38.2
High School, Graduate	55.1	59.8	47.0	53.7	32.4	40.7
College, Nongraduate	10.6	12.2	8.2	10.4	9.3	12.2
College, Graduate	0.6	0.5	0.6	0.5	0.3	0.3

Adequacy of Quarters During Current Tour or Last Four Years

Approximately 82 per cent of the airmen indicate their quarters during their current tour or during the last four years have been adequate most of the time. Of the 18 per cent who felt their quarters were not adequate, half lived in government owned and half in privately owned housing. Ninety per cent of the Airmen Basic and Airmen Third Class, most of whom had lived in government-owned housing, felt their quarters were adequate. About 70 per cent of the top three grades of airmen lived in privately owned housing which was considered adequate by 80 per cent of the Sergeants.

Air Force Plans and Years of Active Duty Planned

The percentage of airmen who intend to reenlist has increased nearly 10 per cent points in the last year. This increase is reflected in each grade but especially significant in grades of Airman First Class and Staff Sergeant. The following percentaged table compares the affirmative reenlistment intent for 31 May 1957 and 31 May 1958:

GRADE IN WHICH SERVING	YES, WILL REENLIST	
	31 May 1957	31 May 1958
Master Sergeant	91.3	92.9
Technical Sergeant	83.9	90.9
Staff Sergeant	65.6	77.7
Airman First Class	34.5	51.2
Airman Second Class	20.7	25.5
Airman Third Class	20.8	23.5
Airman Basic	24.9	28.1
All Airmen	42.2	51.5

Thought Given to a Career in the Air Force

As a whole, 89 per cent of the airmen say they have thought about an Air Force career frequently or given it considerable thought. This interest ranged from 78 per cent for the first two airmen grades to 98 per cent for the top three grades. A small percentage of airmen in the first four grades have given little or no thought to an Air Force career.

SAMPLE SURVEY COMMENTARY (Continued)

AIRMEN — 31 MAY 1958

Number of Enlistments Served

Forty-five per cent of the airmen are on their first Air Force enlistment with no other active duty service time, seven per cent are on their first Air Force enlistment with prior active duty service in the Army, Navy, Marines, or Coast Guard, and 48 per cent are on a second or later AF enlistment. Of those airmen on their second or later AF enlistment, 76 per cent reenlisted immediately on their last reenlistment, 17 per cent did so within 2 to 90 days, and 7 per cent after 90 days. Those who wait longest before reenlisting are Airmen First Class and Staff Sergeants.

Tours (Over 90 Days) Served Overseas since 1948

Overseas tours of over 90 days duration have been served by 63 per cent of the airmen, ranging from 96 per cent of the Master and Technical Sergeants to 19 per cent of the Airmen Basic. Of those who have had overseas tours, 57 per cent have had one tour, 27 per cent have had two tours, and 16 per cent have had three or more tours since 1948.

Active Federal Military Service

The median number of years of active Federal military service (50% had less and 50% had more) for airmen by grade is:

GRADE IN WHICH SERVING	MEDIAN YEARS AFMS
Master Sergeant	16.8
Technical Sergeant	12.3
Staff Sergeant	8.2
Airman First Class	4.3
Airman Second Class	2.7
Airman Third Class	1.2
Airman Basic	0.3

Slightly over 12 per cent of the Master Sergeants are in their twentieth or later year of AFMS.

Active Federal Military Service (AFMS) In Previous Lower Grade

The median number of months of active Federal military service airmen have spent in their previous lower grade provides an index of experience attained before promotion. In the following table number of months of AFMS in previous lower grade represents the midpoint - 50 per cent had less and 50 per cent had more service in previous lower grade:

GRADE IN WHICH SERVING	IN PREVIOUS LOWER GRADE
Master Sergeant	42
Technical Sergeant	39
Staff Sergeant	21
Airman First Class	20
Airman Second Class	11
Airman Third Class	4 or less

From this table, half of the Airmen First Class reached their present grade within about 35 months from the time they first enlisted, but it took the other half longer than 35 months. The service in previous lower grade for Master Sergeants (median: 42 months) is low due to lower requirements of time in grade during World War II and the Korean Air War. The largest 6 - month interval (36 through 41 months) accounts for less than 10 per cent of the Masters, while 28 per cent had 60 or more months in previous grade.

Favor Base-of-Choice/Area-of-Choice Program for Overseas Returnees

While nearly one-third of the airmen, ranging from 20 per cent of the Airmen Basic to 36 per cent of the Technical Sergeants, think the base-of/area-of choice program is of little value, less than two per cent would abolish the program. Over half of the airmen feel the program should be continued since the airman is offered a choice. Only five per cent of the airmen would change the program to offer choice of three areas without a base preference.

Satisfaction with Current Station of Assignment

Those least satisfied with current base of assignment are Airmen Second Class, while Master Sergeants are best satisfied. About 70 per cent of the Airmen Basic are not complaining but only 12 per cent are very well satisfied. Generally, satisfaction with base of assignment improves with each higher airman grade.

Problems Existing Between Present AF Base and Nearby Community

The opinions of officers and airmen coincide on two points in regard to problems between their AF base and a nearby community. Nearly 28 per cent of the airmen (officers, 29%) say no problem exists so far as they know and 25 per cent (officers 24%) believe the major problem is the high prices charged by landlords and merchants. Airmen, however, differ with officers on other significant causes of military - community friction. While they agree on the off-duty irresponsibility of airmen (7%), they mention the failure of the community to make Air Force people welcome and too many military personnel in the area (10%) and the lack of off-base recreational facilities in the area (6%). Three per cent of the airmen (officers, 3%) are located on a base where there is no nearby community.

Awarded Five or Seven Skill Level AFSC

Twenty-five per cent of the Airman Third Class are in a five skill level AFSC and over 75 per cent of the Airmen Second Class. Less than one per cent in each of these grades have seven skill level AFSC. The following percentaged distribution provides skill level by grade:

GRADE IN WHICH SERVING	SKILL LEVEL AFSC		
	Less Than Five	Five	Seven
Master Sergeant	1.6	2.5	95.9
Technical Sergeant	1.8	4.2	94.0
Staff Sergeant	2.8	55.5	41.7
Airman First Class	4.3	94.6	1.1
Airman Second Class	23.5	75.8	0.7
Airman Third Class	74.6	24.6	0.8
Airman Basic	82.8	16.3	0.9

Permanent Changes of Station Movements

During the period 1 June 1957 - 31 May 1958, 54 per cent of the airmen had no PCS movements, 37 per cent had one move, seven per cent had two moves, and two per cent had three or more. The greatest percentage of airmen moving were Airmen Third Class with 46 per cent having one, 16 per cent having two, and five per cent having three or more PCS moves. Seventy per cent of these moves were from training school to duty station.

Satisfaction with Handling of Household Goods on Last PCS Movement

Only one-third of the airmen have had a PCS movement that included shipment of household goods. About one-fourth of those shipping household goods reported shipping and handling was not satisfactory due to damage, excessive delay and other reasons.

Estimate of Annual Cost of Uniform Clothing Items

Airmen in the three lowest grades spend the least money on uniform clothing items and Master Sergeants the most.

SAMPLE SURVEY COMMENTARY (CONTINUED)

AIRMEN — 31 MAY 1958

Readership of "Code of the US Fighting Man"

About 67 per cent of the airmen have read "Code of the US Fighting Man", 10 per cent "Don't Remember", and 23 per cent have not seen the pamphlets. Those who have read "Code of the US Fighting Man" ranges from 82 per cent of the Master Sergeants to 35 per cent of the Airmen Basic.

Participation in the AF Driver Improvement Course -

The greatest participation in the AF 10-hour driver improvement course is by Airmen Second Class (30%) and Airment Third Class (26%).

Ground Safety Messages at Air Force Bases

The best remembered Ground Safety message posted at AF bases is "Courtesy Becomes An Airman" and, second best, is "National Security Is Our Job. We Can Do It Better Without Accidents." Of the 11 messages to choose from, four were "best remembered" by between 10 and 13 per cent of the airmen and 24 per cent indicated that the "best remembered" message was none of the eleven.

Airman Performance Report

The Airman Performance Report program (AFR 39-62) was implemented in late 1954. The operational control of the program was delegated to the major air command to reduce to a minimum the administrative and reporting workload. Reports from the major air command about June 1955 indicated that the program was functioning satisfactorily at that time. In mid-FY 1958, inquiries from the field cited isolated instances in which there were inadequate numbers of Airman Performance Reports in airmen records. The Airman Performance Report is becoming increasingly important in the promotion of airmen to important supervisory positions. Therefore, increased emphasis is being placed on the completion and preservation of these reports. In order to obtain current information on the Airman Performance Report Program, questions were included in the airman sample survey as of 31 May 1958.

The Airman Performance Report is normally completed only on Airmen First Class or above or airmen who have completed at least two years of service. Since the Airman Performance Report Program was implemented in late 1954, airmen who were Airman First Class or above in 1955 should normally be expected to have received three to four reports by May 1958.

The following table shows a percentaged distribution of the number of Airman Performance Reports on file by grade:

	GRADE IN WHICH SERVING					
	M/Sgt	T/Sgt	S/Sgt	A/1C	A/2C	A/3C
No Report	6.8	8.8	11.4	27.8	76.7	88.4
One Report	15.5	19.5	26.4	39.6	16.3	6.5
Two Reports	24.5	28.3	29.6	22.0	4.6	3.0
Three Reports	26.9	22.5	19.4	7.3	1.5	1.4
Four Reports	19.9	14.7	10.1	2.4	0.6	0.5
Five Reports Or More	6.4	6.2	3.1	0.9	0.3	0.2

TABLE 219 — USAF MALE AIRMEN BY GRADE IN WHICH SERVING, BY SELECTED CHARACTERISTICS AND ATTITUDES, WORLDWIDE — 31 MAY 1958

SELECTED CHARACTERISTICS AND ATTITUDES	AIRMAN STRENGTH	GRADE IN WHICH SERVING						
		Master Sergeant	Technical Sergeant	Staff Sergeant	Airman First Class	Airman Second Class	Airman Third Class	Airman Basic
AIRMAN - TOTAL	729,294	55,381	70,822	146,252	129,127	192,201	114,981	20,530
PER CENT - TOTAL	100.0	100.0	100.0	100.0	100.0	100.0	100.0	100.0
EDUCATIONAL LEVEL								
Grammar School, (Did Not Graduate)	1.9	1.4	1.8	2.6	2.7	1.3	1.6	2.4
Grammar School Graduate	4.8	2.8	4.4	5.5	6.2	4.1	4.5	6.2
High School, (Did Not Graduate)	20.8	10.4	13.2	17.4	21.0	22.1	29.3	38.2
High School Graduate	58.4	62.1	62.5	60.1	57.5	59.8	53.7	40.7
Less Than Two Years Of College	9.7	13.0	11.7	9.7	9.3	9.4	7.9	9.1
Two Years Or More Of College, No Degree	3.8	8.9	5.8	4.0	2.9	2.8	2.5	3.1
College Degree (BS, BA, Or Equivalent, (Except LL.B.)	0.6	1.2	0.6	0.6	0.4	0.5	0.5	0.3
Law Degree (LL.B.)	a/	0.1	-	0.1	-	-	-	-
Masters Degree	a/	0.1	-	-	-	-	-	-
Doctorate Degree	-	-	-	-	-	-	-	-
AGE								
17 Years Or Younger	1.5	-	0.2	0.3	0.4	0.4	5.2	14.2
18 Years	5.3	0.2	0.1	0.2	0.3	3.5	23.4	21.7
19 Years	9.0	-	0.1	0.1	0.5	15.4	26.0	23.2
20 Years	11.5	-	0.1	0.6	5.9	26.1	18.1	15.4
21 Years	10.8	0.1	0.1	2.5	15.1	21.4	10.0	9.6
22 Years	8.8	0.1	0.1	4.4	17.6	13.5	6.1	6.9
23 Years	6.9	0.1	0.3	6.9	14.3	8.0	4.8	1.9
24 Years	5.5	-	0.5	9.6	12.0	4.1	1.6	1.0
25 Through 29 Years	19.7	3.9	35.8	47.7	24.5	5.6	3.3	3.5
30 Through 34 Years	8.6	13.7	29.1	15.9	5.8	1.4	0.9	1.3
35 Through 39 Years	7.4	43.3	21.5	7.2	2.3	0.6	0.4	0.5
40 Through 44 Years	3.8	27.3	8.9	3.1	1.0	0.1	0.1	0.6
45 Through 49 Years	1.1	7.9	2.6	1.2	0.3	-	-	0.2
50 Years Old	0.1	0.7	0.3	0.1	-	-	-	-
51 Years	0.1	0.6	0.1	0.1	-	-	-	-
52 Years	0.1	0.7	-	-	-	-	-	-
53 Years	-	0.3	-	0.1	-	-	-	-
54 Years	-	0.2	-	-	-	-	-	-
55 Years Or Older	0.1	0.5	0.2	0.1	-	-	-	-
MARITAL STATUS AND DEPENDENTS								
Female, And:								
Not Married (Widowed, Divorced, Legally Separated Or Never Married)	-	-	-	-	-	-	-	-
Married	-	-	-	-	-	-	-	-
Male, And:								
Not Married (Widowed, Divorced, Legally Separated Or Never Married) Having:								
No Dependent Children	44.7	5.3	8.7	17.4	38.4	66.9	82.1	84.2
Dependent Children	2.8	2.7	4.0	3.6	3.5	1.9	1.9	2.2
Married, Having:								
Wife And No Dependent Children	14.5	14.5	12.0	16.7	17.8	14.9	9.7	8.0
Wife And 1 Dependent Child	15.2	16.7	18.8	22.5	21.1	11.6	4.9	3.5
Wife And 2 Dependent Children	12.7	28.9	27.8	23.0	12.2	3.4	0.8	1.4
Wife And 3 Dependent Children	6.4	18.6	17.2	11.3	4.7	0.8	0.3	0.3
Wife And 4 Dependent Children	2.3	8.2	7.1	3.8	1.3	0.2	0.1	0.2
Wife And 5 Dependent Children	0.9	3.5	3.0	1.3	0.6	0.1	-	0.1
Wife And 6 Dependent Children	0.3	1.0	0.8	0.3	0.2	0.1	-	-
Wife And 7 Or More Dependent Children	0.2	0.6	0.6	0.2	0.2	0.1	0.1	-

TABLE 219 — USAF MALE AIRMEN BY GRADE IN WHICH SERVING, BY SELECTED CHARACTERISTICS AND ATTITUDES, WORLDWIDE — 31 MAY 1958 (CONTINUED)

SELECTED CHARACTERISTICS AND ATTITUDES	AIRMAN STRENGTH	GRADE IN WHICH SERVING						
		Master Sergeant	Technical Sergeant	Staff Sergeant	Airman First Class	Airman Second Class	Airman Third Class	Airman Basic
SUBSISTENCE ALLOWANCE								
No, Do Not Receive An Allowance . .	48.7	4.5	9.4	15.7	47.9	73.2	86.7	93.7
Yes, $1.10 Per Day For Separate Rations	46.9	86.3	82.3	77.3	48.5	24.5	11.7	5.8
Yes, $1.10 Per Day For Separate Rations, Plus Additional Payment For One Or More Meals	1.0	1.6	1.5	2.0	1.0	0.6	0.2	0.2
Yes, $2.57 Or $3.42 Per Day	3.1	7.6	6.7	4.7	2.2	1.3	1.0	0.1
Yes, Payment For One Meal A Day . .	0.3	-	0.2	0.2	0.4	0.4	0.4	0.1
QUARTERS ALLOWANCE								
No, Am Not Getting A Quarters Allowance	47.1	5.1	7.9	17.1	41.4	71.5	86.1	90.5
No, Because Government Quarters Are Provided For Family	5.0	23.7	13.3	7.3	1.9	0.5	0.4	0.3
Yes, Class Q Allotment And Have One Legal Dependent	13.7	11.6	12.0	17.5	18.8	13.1	7.9	5.1
Yes, Class Q Allotment And Have Two Legal Dependents	13.8	14.5	17.4	21.7	19.7	9.8	3.7	2.5
Yes, Class Q Allotment And Have Three Or More Legal Dependents .	19.3	44.3	48.5	35.2	17.1	3.9	1.1	1.4
Yes, $51.30 Single Quarters (No Legal Dependents)	1.0	0.8	0.9	1.2	1.1	1.3	0.7	0.1
ADEQUACY OF QUARTERS DURING CURRENT TOUR OR LAST FOUR YEARS								
Adequate Most Of The Time And Usually This Type:								
Government Owned	46.0	26.7	21.1	23.9	38.7	60.8	75.9	79.5
Owned By Me Or My Family . . .	9.2	29.4	21.9	13.0	5.9	3.2	2.3	2.8
Other Privately Owned	22.4	19.4	29.9	36.8	30.3	15.0	7.5	4.1
Other	4.5	3.4	4.5	5.1	6.6	3.9	3.4	4.0
Inadequate Most Of The Time And Usually This Type:								
Government Owned	8.7	9.0	8.3	6.5	7.9	11.3	8.4	7.6
Owned By Me Or My Family . . .	0.4	0.9	0.5	0.6	0.5	0.2	0.2	0.2
Other Privately Owned	7.5	9.5	12.1	12.8	8.6	4.6	1.6	0.7
Other	1.3	1.6	1.7	1.4	1.5	1.1	0.7	1.1
FAMILY QUARTERS FURNISHINGS REQUIRED AT NEXT DUTY STATION IN CONTINENTAL US								
Would Not Require Family Quarters .	33.6	11.0	14.4	17.9	29.8	45.5	55.1	61.8
Require Fully Furnished Quarters .	29.2	13.5	17.3	26.6	35.1	35.6	30.6	24.4
Require Partly Furnished Quarters .	11.3	12.4	11.6	14.2	12.5	9.9	8.4	8.2
Require Unfurnished Quarters . . .	26.0	63.1	56.7	41.3	22.6	9.0	5.9	5.6

TABLE 219 — USAF MALE AIRMEN BY GRADE IN WHICH SERVING, BY SELECTED CHARACTERISTICS AND ATTITUDES, WORLDWIDE — 31 MAY 1958 (CONTINUED)

SELECTED CHARACTERISTICS AND ATTITUDES	AIRMAN STRENGTH	GRADE IN WHICH SERVING						
		Master Sergeant	Technical Sergeant	Staff Sergeant	Airman First Class	Airman Second Class	Airman Third Class	Airman Basic
FAMILY QUARTERS FURNISHINGS PREFERRED AT NEXT CONTINENTAL US STATION IF PROVIDED BY THE AIR FORCE	—							
Would Not Desire Any Furnishings	42.8	44.0	45.7	38.5	37.3	43.1	49.6	53.2
Kitchen Only	7.0	14.2	13.0	11.4	6.6	3.2	2.1	1.4
Dining Room Only	0.5	1.0	0.7	0.6	0.5	0.3	0.5	0.2
Living Room Only	0.5	0.4	0.6	0.7	0.4	0.3	0.6	2.8
Bedroom(s) Only	0.6	1.0	1.0	0.6	0.7	0.4	0.4	0.7
Kitchen And Dining Room	1.8	3.1	2.3	2.0	2.0	1.2	1.2	1.2
Kithcen And Living Room	1.0	0.9	0.6	0.9	1.4	1.0	0.9	1.1
Kitchen And Bedroom(s)	1.7	1.2	1.5	1.7	1.6	1.9	2.0	2.2
Kitchen, Dining Room, And Living Room	2.6	2.0	1.9	2.5	3.1	2.9	2.4	1.6
Kitchen, Dining Room, And Bedroom(s)	3.5	2.1	2.2	2.6	3.9	4.6	3.8	4.6
Kitchen, Living Room, And Bedroom(s)	8.8	2.1	2.9	6.4	9.7	11.9	12.4	10.6
Kitchen, Dining Room, Living Room, And Bedroom(s)	26.3	25.2	24.0	28.6	30.2	26.6	22.1	18.4
Dining Room And Living Room	0.4	0.5	0.4	0.7	0.2	0.3	0.2	0.4
Dining Room And Bedroom(s)	0.3	0.4	1.0	0.4	0.3	0.1	0.1	0.1
Dining Room, Living Room And Bedroom(s)	1.3	1.0	1.3	1.6	1.3	1.4	1.0	1.3
Living Room And Bedroom(s)	0.8	0.9	0.8	0.9	0.7	0.8	0.8	0.2
AIR FORCE PLANS AND YEARS OF ACTIVE DUTY PLANNED								
If Had The Chance, Would Separate Immediately	11.7	0.7	1.6	4.0	13.8	20.4	14.8	16.0
Would Like To Separate When Current Enlistment Ends	12.8	0.9	1.4	5.6	11.9	20.5	21.9	15.7
Undecided	24.0	5.5	6.1	12.7	23.1	33.6	39.7	40.2
Plan To Reenlist One (Or More) Times	5.9	4.9	4.2	4.2	5.7	6.4	8.2	10.6
Plan To Remain On Active Duty Until Retirement With:								
20 Years Service	25.2	31.7	42.2	40.3	27.8	13.4	11.7	13.2
21 Years Service	1.8	3.3	3.8	3.0	2.2	0.7	0.4	0.1
22 Years Service	8.8	18.4	20.7	16.0	8.4	2.3	1.0	1.0
23 Years Service	0.6	1.5	1.2	1.0	0.5	0.2	-	-
24 Years Service	0.7	2.6	1.9	1.1	0.4	0.1	0.1	-
25 Years Service	0.6	1.6	1.2	1.0	0.5	0.2	0.2	0.1
26 Years Service	0.8	3.8	1.8	1.0	0.5	0.2	-	-
27 Years Service	0.1	0.2	0.2	0.1	-	0.1	-	-
28 Years Service	0.1	0.4	0.1	0.1	-	-	-	-
29 Years Service	-	0.1	0.1	-	-	-	-	-
30 Or More Years Service	6.9	24.4	13.6	9.9	5.1	1.9	2.1	3.0
THOUGHT GIVEN TO A CAREER IN THE AIR FORCE	—							
Have Given It Considerable Thought	69.8	92.9	92.6	88.0	73.6	54.6	47.1	50.2
Have Thought About It Frequently	19.2	4.7	5.9	10.0	18.3	27.6	30.6	28.5
Haven't Thought Much About It	6.8	1.0	0.8	1.3	4.7	11.2	14.4	11.8
Haven't Thought About It At All	4.2	1.4	0.8	0.8	3.3	6.5	7.9	9.5
CAREER PLANS WHEN FIRST ENTERED THE AIR FORCE								
Intended To Make The AF A Career	24.6	35.5	31.4	27.9	25.2	19.4	18.9	25.8
Intended To Stay In AF For A Second Enlistment, But No Longer Than That	1.3	1.0	1.1	1.3	1.4	1.2	1.4	2.0
Intended to Serve Only First Enlistment Or Minimum Service	25.1	25.5	25.2	26.0	25.3	26.5	22.7	15.9
Hadn't Thought About It	6.6	12.7	10.2	6.8	6.0	5.2	4.2	4.8
Was Undecided And Waited To See How Well Like Air Force	42.4	25.2	32.1	37.9	42.1	47.6	52.7	51.6

TABLE 219 — USAF MALE AIRMEN BY GRADE IN WHICH SERVING, BY SELECTED CHARACTERISTICS AND ATTITUDES, WORLDWIDE — 31 MAY 1958 (CONTINUED)

SELECTED CHARACTERISTICS AND ATTITUDES	AIRMAN STRENGTH	GRADE IN WHICH SERVING						
		Master Sergeant	Technical Sergeant	Staff Sergeant	Airman First Class	Airman Second Class	Airman Third Class	Airman Basic
NUMBER OF ENLISTMENTS SERVED								
On First Air Force Enlistment, No Other Active Duty Service Time	45.0	1.0	0.6	6.2	35.3	79.0	87.4	87.5
On First Air Force Enlistment, With Some Other Active Duty Service (Army, Navy, Marines, Or Coast Guard)	6.5	1.4	4.1	6.2	9.6	6.8	7.4	5.3
On Second (Or Later) Air Force Enlistment And On My Last Reenlistment I:								
Reenlisted Immediately (Within 24 Hours)	37.0	89.8	80.7	62.4	39.0	9.6	2.7	4.9
Reenlisted Within 2 To 90 Days	8.3	6.8	12.8	19.8	11.1	2.1	0.6	0.9
Reenlisted After 90 Days	3.2	1.0	1.7	5.4	5.0	2.5	1.9	1.4
TOURS (OVER 90 DAYS SERVED OVERSEAS SINCE 1948)								
None	37.1	4.4	4.2	14.2	26.5	54.6	75.9	81.2
One	36.3	33.1	36.2	41.6	47.9	37.4	20.4	13.9
Two	17.1	36.3	36.3	29.9	17.1	5.1	2.4	3.5
Three	6.5	18.5	16.6	10.2	5.7	1.4	0.6	0.6
Four	1.8	5.5	4.6	2.4	1.4	0.6	0.2	0.3
Five Or More	1.2	2.2	2.1	1.7	1.4	0.8	0.4	0.5
LENGTH OF LAST OVERSEA TOUR (SINCE 1948)								
No Such Tour	40.8	4.8	4.9	15.2	30.2	61.9	81.1	82.8
Oversea Tour Was:								
Less Than 6 Months	5.8	7.6	7.3	7.3	6.8	5.5	2.3	2.2
6 Through 11 Months	7.1	11.7	10.3	9.2	7.9	5.0	3.5	2.7
12 Through 17 Months	15.1	17.6	21.0	21.1	18.3	12.1	5.8	5.0
18 Through 23 Months	11.6	13.6	16.3	16.4	16.5	8.1	3.6	3.4
24 Through 29 Months	6.1	10.0	9.8	9.4	7.3	3.6	1.6	1.9
30 Through 35 Months	4.8	11.6	10.3	7.0	4.9	1.8	0.9	1.2
36 Through 41 Months	5.8	15.6	13.4	9.2	5.5	1.6	0.8	0.8
42 Through 47 Months	1.1	2.8	2.9	1.7	1.2	0.3	0.1	0.1
48 Months Or Longer	1.8	4.7	3.9	3.5	1.5	0.2	0.2	-
LENGTH OF CONTINENTAL US TOUR BETWEEN YOUR LAST OVERSEAS TOUR (SINCE 1948)								
Have Not Had Oversea Tour	38.9	4.8	5.0	15.1	27.8	57.7	78.7	82.3
Had Only One Oversea Tour Since 1948	26.6	22.9	27.1	30.0	35.8	28.0	13.9	10.0
Continental US Tour Between Last Two Oversea Tours Was:								
Less Than 6 Months	3.5	2.7	2.9	4.3	5.1	3.4	2.1	1.4
6 Through 11 Months	4.0	3.7	3.8	4.9	5.6	3.7	2.2	1.4
12 Through 17 Months	5.0	8.0	8.1	7.5	6.7	2.6	1.1	1.5
18 Through 23 Months	4.9	8.7	9.7	9.1	5.5	1.6	0.7	0.8
24 Through 29 Months	4.2	7.7	8.8	8.2	4.4	1.1	0.5	0.9
30 Through 35 Months	2.8	7.1	6.8	4.9	2.4	0.6	0.2	0.2
36 Through 41 Months	2.8	6.6	7.2	5.0	2.6	0.5	0.2	0.2
42 Through 47 Months	1.3	4.2	3.4	2.3	1.0	0.1	-	0.2
48 Months Or Longer	6.0	23.6	17.2	8.8	3.0	0.7	0.4	1.0

TABLE 219 — USAF MALE AIRMEN BY GRADE IN WHICH SERVING, BY SELECTED CHARACTERISTICS AND ATTITUDES, WORLDWIDE — 31 MAY 1958 (CONTINUED)

SELECTED CHARACTERISTICS AND ATTITUDES	AIRMAN STRENGTH	GRADE IN WHICH SERVING						
		Master Sergeant	Technical Sergeant	Staff Sergeant	Airman First Class	Airman Second Class	Airman Third Class	Airman Basic
TOTAL FEDERAL MILITARY SERVICE								
Less Than 1 Year	7.8	0.2	-	0.1	0.2	1.6	36.4	56.6
1 Year	10.1	0.1	0.1	0.1	0.2	18.0	31.4	10.3
2 Years	13.9	0.1	0.2	0.3	5.4	37.5	14.7	14.8
3	14.6	0.4	0.3	4.8	31.0	24.4	8.4	7.6
4	6.5	0.1	0.1	6.3	14.8	7.5	3.6	3.3
5 Years	5.3	-	0.2	9.0	11.8	4.0	2.0	1.2
6	7.1	0.1	2.2	16.5	14.1	3.2	1.5	1.7
7	5.0	0.1	4.6	14.4	6.9	1.4	0.7	1.2
8	2.7	0.3	4.2	7.3	3.5	0.5	0.4	0.2
9	2.8	0.6	7.4	7.4	2.7	0.4	0.1	0.3
10 Years	4.1	1.7	14.1	9.8	3.1	0.5	0.2	0.6
11	2.5	2.8	10.4	5.2	1.3	0.1	-	0.6
12	2.9	4.9	12.6	5.2	1.5	0.2	0.2	0.1
13	1.7	3.9	7.5	2.8	0.6	0.1	0.1	0.2
14	2.8	10.3	10.8	3.9	1.0	0.2	0.1	0.3
15 Years	2.7	13.7	9.8	2.8	0.7	0.1	-	0.3
16	2.6	18.2	7.2	2.1	0.6	-	0.1	0.1
17	1.6	13.7	3.6	0.9	0.3	0.1	-	0.2
18	1.1	10.1	2.1	0.4	0.2	-	-	0.1
19	0.4	4.0	0.7	0.2	0.1	-	-	-
20 Years	0.4	3.5	0.9	0.2	0.1	-	-	-
21	0.3	3.5	0.3	0.1	-	-	-	-
22	0.2	2.6	0.2	-	-	-	-	-
23 Thru 26	0.3	3.0	0.2	-	-	-	-	-
27 Thru 30	0.1	1.5	0.1	-	-	-	-	-
Over 30	0.1	0.7	-	-	-	-	-	-
ACTIVE FEDERAL MILITARY SERVICE								
Less Than 3 Months	2.6	0.2	0.3	0.3	0.7	1.5	4.1	48.0
Between 3 And 5 Months	2.0	0.1	0.1	0.2	1.0	0.9	8.5	9.2
Between 6 And 11 Months	5.4	-	0.2	0.4	0.5	1.9	30.1	4.7
Between 12 And 23 Months	13.1	0.3	0.3	0.3	0.5	26.5	35.0	13.3
Between 24 And 35 Months	13.2	0.1	-	0.6	7.8	36.4	10.0	9.5
Between 36 And 41 Months	8.6	0.1	0.1	2.1	18.6	15.3	4.4	5.0
Between 42 And 47 Months	5.5	0.1	0.1	3.7	16.7	5.4	2.1	1.7
Between 48 And 59 Months	7.1	-	0.3	10.4	16.3	5.9	2.9	3.6
In My 6th Year	5.6	0.1	1.3	13.3	11.1	2.6	0.9	0.9
In My 7th Year	6.4	0.3	4.4	17.3	11.3	1.4	0.6	1.0
In My 8th Year	3.4	0.2	5.1	10.3	3.7	0.5	0.3	0.3
In My 9th Year	3.4	1.2	9.4	8.4	3.3	0.4	0.2	0.2
In 10th Thru 14th Year	13.6	23.9	53.8	25.5	6.8	1.0	0.5	1.7
In 15th Year	2.7	13.5	9.6	3.1	0.7	0.2	-	0.2
In 16th Year	2.1	14.9	6.0	1.7	0.4	-	0.1	0.2
In 17th Year	2.1	16.6	4.7	1.2	0.3	0.1	0.1	0.1
In 18th Year	1.1	10.3	2.2	0.4	0.3	-	0.1	0.1
In 19th Year	0.6	6.0	1.0	0.4	-	-	-	-
In 20th Year	0.3	2.8	0.4	0.2	-	-	-	-
In 21st Year	0.3	3.2	0.4	0.4	-	-	-	-
In 22nd Year	0.2	2.0	0.2	0.1	-	-	-	-
In 23rd Thru 26th Year	0.2	2.5	0.1	0.1	-	-	-	-
In 27th Year	-	0.4	-	-	-	-	-	-
In 28th Year	-	0.5	-	-	-	-	-	-
In 29th Year	-	0.4	-	-	-	-	-	-
30 Years And Over	-	0.4	-	-	-	-	-	-

TABLE 219 — USAF MALE AIRMEN BY GRADE IN WHICH SERVING, BY SELECTED CHARACTERISTICS AND ATTITUDES, WORLDWIDE – 31 MAY 1958 (CONTINUED)

SELECTED CHARACTERISTICS AND ATTITUDES	AIRMAN STRENGTH	GRADE IN WHICH SERVING						
		Master Sergeant	Technical Sergeant	Staff Sergeant	Airman First Class	Airman Second Class	Airman Third Class	Airman Basic
ACTIVE FEDERAL MILITARY SERVICE IN PREVIOUS LOWER GRADE								
Not Promoted Or Question Doesn't Apply	7.1	3.6	1.6	1.5	3.6	3.1	16.8	79.6
Less Than 4 Months	10.6	2.4	0.5	0.7	0.7	1.7	61.8	6.3
4 Through 7 Months	7.2	3.3	0.9	2.2	1.9	16.6	9.5	2.4
8 Through 11 Months	14.1	5.2	2.7	5.8	12.0	34.7	4.1	3.6
12 Through 17	19.8	8.6	7.9	30.9	23.4	27.6	3.5	2.8
18 Through 23	12.4	6.7	8.8	17.7	26.0	9.8	1.9	2.4
24 Through 29	8.1	7.0	11.4	12.5	16.0	3.6	0.9	1.3
30 Through 35	4.7	7.0	10.1	7.7	6.9	1.2	0.7	0.6
36 Through 41	4.4	9.8	11.6	7.3	4.2	0.9	0.4	0.3
42 Through 47	2.3	5.2	7.9	3.8	1.8	0.2	0.2	-
48 Through 53	2.6	8.3	9.6	3.6	1.6	0.1	0.1	0.3
54 Through 59	1.3	5.3	5.5	1.4	0.3	0.1	0.1	0.1
60 Or More Months	5.5	27.7	21.6	5.0	1.7	0.2	0.1	0.1
ACTIVE FEDERAL MILITARY SERVICE SPENT OVERSEAS								
Less Than 3 Months	27.8	0.7	1.3	8.6	17.8	40.6	63.7	76.4
3 Through 5 Months	4.0	0.4	0.8	3.2	4.5	5.5	6.2	1.6
6 Through 8 Months	3.8	0.5	1.3	2.7	3.4	5.4	6.4	1.9
9 Through 11 Months	4.9	1.0	2.2	4.0	5.4	7.2	5.7	2.3
12 Through 14	7.7	1.4	4.9	6.9	9.5	11.2	5.8	4.7
15 Through 17	4.1	1.4	2.6	3.9	4.8	6.0	2.8	1.9
18 Through 20	5.5	1.8	3.4	6.1	8.7	7.0	2.2	1.6
21 Through 23	3.8	2.2	2.9	3.8	5.6	4.9	1.6	1.6
24 Through 29	6.3	5.6	7.1	9.0	9.1	5.2	1.9	2.8
30 Through 35	5.9	5.6	8.5	9.3	9.6	3.1	1.4	1.2
36 Through 41	5.5	8.3	10.3	9.9	7.4	1.5	0.9	1.3
42 Through 47	3.5	8.3	9.0	6.0	3.3	0.6	0.3	0.9
48 Through 53	3.7	10.2	8.4	6.7	3.3	0.6	0.3	0.5
54 Through 59	2.5	7.7	6.9	4.1	1.7	0.3	0.2	0.2
60 Through 65	2.6	8.2	7.1	4.2	1.7	0.4	0.2	0.2
66 Through 71	1.7	6.5	5.0	2.3	1.0	0.1	0.1	-
72 Through 77	1.7	6.6	5.0	2.3	1.1	0.2	0.1	0.4
78 Through 83	1.0	4.6	2.8	1.4	0.4	0.1	-	-
84 Through 95	1.6	7.2	4.2	2.4	0.7	0.1	0.1	0.1
96 Through 101	0.7	3.5	1.7	0.8	0.3	-	-	0.1
102 Through 107	0.3	1.3	0.8	0.3	0.1	-	-	0.1
108 Through 113	0.4	1.7	1.1	0.4	0.2	-	-	-
114 Through 119	0.2	0.8	0.6	0.2	-	-	-	-
120 Or More Months	0.9	4.7	2.1	1.4	0.4	0.1	0.1	-
PREFER BLUE SUMMER UNIFORM								
No, Keep Summer And Winter Uniforms Of A Different Color As We Have Now	28.2	32.0	30.2	26.6	27.2	29.7	26.1	25.1
No, Keep Different Colors For Summer And Winter, But Add A Light Weight Blue For Optional Wear Summer Or Winter	20.6	18.8	21.0	20.9	19.7	20.1	22.5	22.2
Yes, Use Same Shade Of Blue Year Round With Lighter Weight Material For Summer	34.9	35.0	34.0	36.5	34.6	32.2	37.9	37.6
No Preference	16.3	14.2	14.8	15.9	18.5	18.0	13.5	15.1

TABLE 219 — USAF MALE AIRMEN BY GRADE IN WHICH SERVING, BY SELECTED CHARACTERISTICS AND ATTITUDES, WORLDWIDE — 31 MAY 1958 (CONTINUED)

SELECTED CHARACTERISTICS AND ATTITUDES	AIRMAN STRENGTH	GRADE IN WHICH SERVING						
		Master Sergeant	Technical Sergeant	Staff Sergeant	Airman First Class	Airman Second Class	Airman Third Class	Airman Basic
TECHNICAL SPECIALTY APTITUDE INDEX (TSAI) OR GENERAL APTITUDE INDEX SCORE (GEN)								
TSAI Score:								
9	9.2	36.2	24.2	10.5	5.7	3.2	1.3	0.8
8	9.0	20.2	20.3	13.0	8.7	4.3	1.5	0.6
7	11.6	18.0	19.5	17.2	13.2	8.2	1.8	3.7
6	11.5	7.8	11.6	17.6	17.3	9.7	3.4	2.8
5	9.7	3.6	6.4	14.3	16.0	9.1	3.3	3.9
4	8.6	1.8	4.3	10.2	16.4	9.1	3.6	4.1
3	3.5	0.4	1.0	3.9	6.2	4.5	1.7	2.4
2	1.6	0.1	0.2	1.6	2.5	2.3	1.2	1.1
1	0.8	0.4	0.3	0.7	1.1	0.9	0.6	0.7
General Aptitude Index:								
90 Or Higher	1.4	1.3	0.9	0.8	0.4	1.7	2.9	3.1
80 Through 85	2.1	0.9	0.8	1.0	0.9	3.1	4.2	4.5
70 Through 75	2.7	0.7	1.1	0.7	0.8	4.0	6.5	6.5
60 Through 65	4.7	0.4	1.4	1.0	1.2	7.0	12.6	9.7
50 Through 55	3.3	0.4	0.6	0.9	1.0	5.0	8.3	8.3
40 Through 45	4.9	0.4	0.4	0.9	1.1	7.7	12.8	12.9
30 Through 35	4.5	0.2	0.3	0.7	1.4	6.8	12.8	8.9
20 Through 25	3.6	0.1	0.3	0.4	1.7	5.3	9.9	8.9
10 Through 15	2.2	-	0.1	0.2	0.6	3.6	6.0	4.1
Less Than 10	0.7	0.1	-	0.2	0.2	1.0	2.0	1.2
Neither A TSAI Nor GEN Score Shown On Records	4.4	7.1	6.2	4.0	3.5	3.6	3.6	11.9

a/ Less than 0.05 per cent

Source: Personnel Statistics Division, Directorate of Statistical Services, Comptroller of the Air Force.

TABLE 220 — USAF AIRMEN BY CATEGORY OF ENLISTMENT AND REENLISTMENT INTENT, BY SELECTED CHARACTERISTICS AND ATTITUDES, WORLDWIDE — 31 MAY 1958

SELECTED CHARACTERISTICS AND ATTITUDES	REENLISTMENT INTENT								
	Total Airmen			First Term Airmen Air Force Service Only			Career Airmen		
	Yes	Undecided	No	Yes	Undecided	No	Yes	Undecided	No
AIRMAN - TOTAL	377,766	177,169	181,507	61,783	124,063	147,764	315,983	53,106	33,743
PER CENT - TOTAL	100.0	100.0	100.0	100.0	100.0	100.0	100.0	100.0	100.0
EDUCATIONAL LEVEL									
Grammar School,(Did Not Graduate)	2.4	1.4	1.1	1.4	1.0	0.9	2.7	2.6	2.1
Grammar School Graduate	5.7	4.3	3.5	5.5	3.5	2.9	5.7	6.0	5.6
High School,(Did Not Graduate)	20.7	22.0	19.9	29.8	22.5	19.8	18.9	20.8	20.8
High School Graduate	57.6	60.5	58.0	53.3	62.2	59.0	58.3	56.6	53.6
Less Than Two Years Of College	9.0	8.8	12.1	7.5	8.3	12.2	9.3	9.8	11.5
Two Years Or More Of College,No Degree	4.0	2.5	4.4	2.2	2.1	4.2	4.4	3.6	5.4
College Degree	0.6	0.5	1.0	0.3	0.4	1.0	0.7	0.6	1.0
MARITAL STATUS									
Female, And:									
Not Married (Widowed, Divorced, Legally Separated Or Never Married	0.5	0.7	0.7	0.8	0.8	0.7	0.5	0.7	0.7
Married	0.5	0.2	0.2	0.2	0.1	0.2	0.5	0.3	0.3
Male, And:									
Not Married (Widowed, Divorced, Legally Separated Or Never Married) Having:									
No Dependent Children	23.6	62.8	69.9	63.3	75.8	77.8	15.8	32.5	35.3
Dependent Children	2.7	1.5	1.6	1.3	0.9	1.1	3.0	2.6	3.8
Married, Having:									
Wife And No Dependent Children	16.6	13.8	12.0	16.3	12.4	11.1	16.7	17.5	16.2
Wife And 1 Dependent Child	19.5	11.4	9.5	13.0	8.1	7.1	20.7	19.0	19.8
Wife And 2 Dependent Children	19.7	5.9	3.8	3.4	1.7	1.5	23.0	15.9	13.8
Wife And 3 Dependent Children	10.6	2.5	1.3	1.0	0.1	0.2	12.4	7.9	6.2
Wife And 4 Dependent Children	4.0	0.7	0.4	0.3	0.1	-	4.7	2.3	2.0
Wife And 5 Dependent Children	1.5	0.3	0.3	0.1	-	0.2	1.8	0.8	1.2
Wife And 6 Dependent Children	0.4	0.1	0.1	0.1	-	-	0.5	0.2	0.4
Wife And 7 Or More Dependent Children	0.4	0.1	0.2	0.2	-	0.1	0.4	0.3	0.3
AGE									
18 Years Old Or Younger	3.2	12.4	8.8	18.1	17.1	10.2	0.4	1.5	2.5
19 Years Old	3.4	15.9	14.4	17.5	21.9	17.3	0.5	1.9	2.4
20 Years Old	4.5	16.9	20.9	20.3	22.2	24.2	1.4	4.6	6.4
21 Years Old	5.2	14.3	18.9	16.4	17.1	21.3	3.0	7.7	8.4
22 Years Old	5.7	10.5	13.2	13.3	10.8	14.1	4.3	9.6	9.3
23 Years Old	5.6	7.7	8.7	6.7	7.1	8.3	5.3	8.9	10.5
24 Years Old	6.0	4.9	4.7	2.9	2.2	3.2	6.7	11.4	11.1
25 Through 29 Years	29.2	11.5	7.6	3.0	1.2	1.2	34.2	35.5	35.3
30 Through 34 Years	14.6	2.7	1.4	0.8	0.3	0.2	17.4	8.6	7.1
35 Through 39 Years	13.1	1.8	0.8	0.6	0.1	-	15.6	5.5	4.2
40 Through 44 Years	6.7	1.0	0.3	0.3	-	-	7.9	3.4	1.4
45 Through 49 Years	2.0	0.3	0.1	0.1	-	-	2.4	1.0	0.8
50 Years Old	0.2	0.1	0.1	-	-	-	0.2	0.2	0.3
51 Years Old	0.2	-	-	-	-	-	0.2	-	-
52 Years Old	0.1	-	-	-	-	-	0.1	0.1	-
53 Years Old	0.1	-	-	-	-	-	0.1	0.1	-
54 Years Old	-	-	-	-	-	-	0.1	-	-
55 Years Or Older	0.2	-	0.1	-	-	-	0.2	-	0.3
TECHNICAL CATEGORY									
Highly Technical	37.4	39.0	39.6	39.4	40.6	41.0	37.0	35.2	33.1
Technical	21.8	21.7	24.1	18.7	20.8	23.7	22.4	23.9	25.6
Semi-Technical	30.9	28.5	25.1	29.2	26.7	23.8	31.3	32.8	31.1
No Career Field Reported	9.9	10.8	11.2	12.7	11.9	11.5	9.3	8.1	10.2

505282 O - 59 - 32

TABLE 220 — USAF AIRMEN BY CATEGORY OF ENLISTMENT AND REENLISTMENT INTENT, BY SELECTED CHARACTERISTICS AND ATTITUDES, WORLDWIDE — 31 MAY 1958 (CONTINUED)

SELECTED CHARACTERISTICS AND ATTITUDES	REENLISTMENT INTENT								
	Total Airmen			First Term Airmen Air Force Service Only			Career Airmen		
	Yes	Undecided	No	Yes	Undecided	No	Yes	Undecided	No
GRADE IN WHICH SERVING									
Master Sergeant	13.5	1.6	0.5	0.7	0.1	0.1	16.1	5.5	2.5
Technical Sergeant	16.7	2.5	1.2	0.5	-	0.2	19.8	8.0	6.0
Staff Sergeant	30.3	10.7	7.8	4.4	1.9	3.0	35.3	31.5	28.7
Airman First Class	17.3	16.6	18.0	14.2	11.2	15.1	17.9	29.2	30.5
Airman Second Class	13.4	38.0	45.4	41.4	46.5	50.6	7.9	17.7	22.0
Airman Third Class	7.1	25.6	23.2	30.5	33.7	26.8	2.6	6.7	7.6
Airman Basic	1.7	5.0	3.9	8.3	6.6	4.2	0.4	1.4	2.7
TECHNICAL SPECIALTY APTITUDE INDEX (TSAI) OR GENERAL APTITUDE INDEX SCORE (GEN)									
TSAI Score:									
9	13.0	4.1	5.3	2.0	1.9	4.3	15.2	9.2	9.8
8	11.8	4.8	6.3	3.4	2.9	5.4	13.4	9.2	9.7
7	13.7	7.9	9.2	5.4	5.1	8.2	15.3	14.7	14.4
6	12.2	9.4	10.4	6.7	6.8	9.2	13.3	15.4	15.5
5	10.5	7.8	8.5	6.7	5.4	7.4	11.2	13.4	12.8
4	9.2	7.8	6.8	7.3	5.6	5.8	9.6	12.9	11.6
3	3.4	3.7	3.4	4.3	3.5	3.3	3.2	4.0	3.8
2	1.4	1.7	1.8	2.3	1.8	1.9	1.2	1.5	1.6
1	0.8	0.5	0.8	1.3	0.5	0.8	0.7	0.6	0.5
General Aptitude Index:									
90 Or Higher	1.0	1.6	2.0	1.6	2.1	2.2	0.9	0.7	1.1
80 Through 85	1.3	3.0	2.8	2.7	3.8	3.2	1.0	1.1	1.0
70 Through 75	1.5	3.8	4.0	4.1	5.1	4.6	1.0	0.6	1.5
60 Through 65	2.3	7.6	6.5	7.4	10.0	7.7	1.3	1.9	1.3
50 Through 55	1.7	5.2	4.8	5.1	6.7	5.5	1.0	1.8	1.4
40 Through 45	2.6	7.7	6.4	9.2	10.1	7.6	1.5	1.8	1.4
30 Through 35	2.5	7.1	5.5	8.8	9.2	6.4	1.2	2.6	1.7
20 Through 25	2.2	5.4	4.8	7.8	6.8	5.3	1.0	1.9	2.3
10 Through 15	1.2	3.5	2.8	5.6	4.8	3.2	0.4	0.5	0.5
Less Than 10	0.5	0.8	1.0	1.8	1.2	1.2	0.2	0.1	0.3
Neither A TSAI Nor A GEN Score Shown	7.2	6.6	6.9	6.5	6.7	6.8	7.4	6.1	7.8
"RECOMMENDATION FOR PROMOTION" (AF FORM 75) OF AIRMEN									
"Do Not Recommend For Promotion"	3.1	2.9	3.9	3.5	2.7	3.7	3.1	3.4	4.8
"Along With Other Airmen Of Equal Service And Experience"	44.7	29.3	29.2	25.7	22.9	26.0	48.3	44.1	43.1
"Ahead Of Other Airmen Of Equal Or Similar Service And Experience"	23.1	9.0	8.5	6.8	4.7	6.5	26.3	19.2	17.6
No AF Form 75	29.1	58.8	58.4	64.0	69.7	63.8	22.3	33.3	34.5
AIR FORCE PLANS AND YEARS OF ACTIVE DUTY PLANNED									
If Had Chance, Would Separate Immediately	-	-	47.6	-	-	45.2	-	-	57.9
Separate When Current Enlistment Ends	-	-	52.4	-	-	54.8	-	-	42.1
Undecided	-	100.0	-	-	100.0	-	-	100.0	-
Plan To Reenlist One (Or More) Times	11.6	-	-	40.3	-	-	6.0	-	-
Plan To Remain Until Retirment With:									
20 Years Service	48.7	-	-	43.7	-	-	49.7	-	-
21 Years Service	3.6	-	-	1.7	-	-	4.0	-	-
22 Years Service	17.1	-	-	4.7	-	-	19.5	-	-
23 Years Service	1.1	-	-	0.6	-	-	1.2	-	-
24 Years Service	1.4	-	-	0.4	-	-	1.6	-	-
25 Years Service	1.3	-	-	0.8	-	-	1.3	-	-
26 Years Service	1.5	-	-	0.3	-	-	1.8	-	-
27 Years Service	0.2	-	-	0.1	-	-	0.2	-	-
28 Years Service	0.1	-	-	0.1	-	-	0.1	-	-
29 Years Service	0.1	-	-	0.1	-	-	0.1	-	-
30 Or More Years Service	13.3	-	-	7.2	-	-	14.5	-	-

TABLE 220 — USAF AIRMEN BY CATEGORY OF ENLISTMENT AND REENLISTMENT INTENT, BY SELECTED CHARACTERISTICS AND ATTITUDES, WORLDWIDE — 31 MAY 1958 (CONTINUED)

SELECTED CHARACTERISTICS AND ATTITUDES	REENLISTMENT INTENT								
	Total Airmen			First Term Airmen Air Force Service Only			Career Airmen		
	Yes	Undecided	No	Yes	Undecided	No	Yes	Undecided	No
THOUGHT GIVEN TO A CAREER IN THE AIR FORCE									
Have Given It Considerable Thought	88.9	52.8	44.9	76.8	44.7	38.7	91.3	71.8	71.8
Have Thought About It Frequently	9.2	36.8	22.6	19.7	42.7	24.4	7.1	23.0	14.6
Haven't Thought Much About It	1.0	9.1	17.4	2.4	11.3	19.9	0.7	3.9	6.7
Haven't Thought About It At All	0.9	1.3	15.1	1.1	1.3	17.0	0.9	1.3	6.9
CAREER PLANS WHEN FIRST ENTERED THE AIR FORCE									
Intended To Make The Air Force A Career	32.7	14.7	16.8	34.5	11.2	11.9	32.2	22.9	38.5
Intended To Stay In The Air Force For A Second Enlistment, But No Longer	1.2	1.1	1.9	1.8	0.8	0.9	1.1	1.9	5.8
Intended To Serve Only First Enlistment Or Minimum Service	21.6	20.4	36.0	13.7	18.7	39.8	23.3	24.2	19.7
Hadn't Thought About It	7.6	5.9	5.1	3.9	5.3	4.8	8.3	7.3	6.4
Was Undecided And Waited To See How Well I Like The Air Force	36.9	57.9	40.2	46.1	64.0	42.6	35.1	43.7	29.6
NUMBER OF ENLISTMENTS SERVED									
I Am On My First Air Force Enlistment With No Other Active Duty Service Time	16.3	70.0	81.4	100.0	100.0	100.0	-	-	-
I Am On My First Air Force Enlistment With Some Other Active Duty Service (Army, Navy, Marines, Or Coast Guard)	8.4	5.4	3.5	-	-	-	10.0	18.0	19.2
Am On Second (Or Later) Air Force Enlistment And On My Last Reenlistment, I:									
Reenlisted Immediately(Within 24 Hours)	58.7	16.5	10.6	-	-	-	70.1	55.1	56.9
Reenlisted Within 2 - 90 Days	12.1	5.7	3.1	-	-	-	14.5	18.9	16.9
Reenlisted After 90 Days	4.5	2.4	1.4	-	-	-	5.4	8.0	7.0
REASON FOR ORIGINAL ENLISTMENT IN THE AIR FORCE									
Can't Remember My Original Reason	6.7	5.4	7.2	5.4	5.0	6.9	7.0	6.3	8.3
Was Originally Drafted	7.8	1.8	1.1	0.6	0.4	0.5	9.1	5.2	3.7
Wanted To Get Away From An Unpleasant Civilian Situation (Other Than Unemployment)	2.1	2.5	4.3	2.5	2.4	3.9	2.1	2.9	6.4
Travel, Adventure, And New Experiences	7.6	10.7	9.2	10.0	10.9	9.3	7.1	10.0	8.2
Joined The Air Force In Preference To Being Drafted Into Military Service	9.7	11.6	16.7	5.9	10.8	17.8	10.5	13.6	12.4
Air Force Career Opportunities Looked Better To Me Than Civil Life	15.1	10.1	5.5	19.3	9.1	3.9	14.2	12.1	12.4
Air Force Pay And Fringe Benefits	0.4	0.1	0.2	0.3	0.1	0.2	0.4	0.1	0.1
Wanted AF Educational & Technical Training	8.5	20.4	16.8	19.9	24.5	18.5	6.3	11.0	9.1
Needed a Job At That Time	1.5	1.6	1.9	1.2	1.5	1.8	1.5	1.8	2.8
Wanted To Take Advantage Of The GI Bill In Later Civilian Life	1.3	1.9	5.0	1.8	1.7	5.5	1.3	2.5	3.0
Patriotic Feelings And National Defense	5.2	1.8	1.6	2.4	1.3	1.2	5.7	2.9	3.3
Friends Or Relative Recommended The Air Force	1.4	1.8	1.6	1.2	1.8	1.6	1.4	1.9	1.4
Interested In Aviation And Flying	6.8	6.9	6.1	6.7	7.4	6.2	6.9	5.7	5.6
Security Of AF Life (Steady Job And Retirement)	9.4	1.8	0.9	5.2	1.0	0.3	10.2	3.5	3.6
Felt It Would Help Me Become More Mature And Self-Reliant	4.5	9.6	8.9	7.8	11.4	9.5	3.9	5.4	5.9
Came From A Service Family	1.3	1.0	0.6	1.5	0.6	0.5	1.2	1.8	1.5
None Of The Above Reasons	10.7	11.0	12.4	8.3	10.1	12.4	11.2	13.3	12.3
TOURS (OVER 90 DAYS) SERVED OVERSEAS SINCE 1948									
None	20.3	55.7	55.4	67.4	71.5	63.9	11.2	18.7	18.2
One	38.0	32.7	35.5	28.4	26.6	33.1	39.8	47.0	45.9
Two	26.3	7.8	6.2	2.9	1.1	1.9	30.8	23.6	25.2
Three	10.6	2.5	1.6	0.6	0.4	0.3	12.6	7.5	7.2
Four	2.9	0.6	0.7	0.2	0.1	0.3	3.4	1.7	2.2
Five Or More	1.9	0.7	0.6	0.5	0.3	0.5	2.2	1.5	1.3

TABLE 220 — USAF AIRMEN BY CATEGORY OF ENLISTMENT AND REENLISTMENT INTENT, BY SELECTED CHARACTERISTICS AND ATTITUDES, WORLDWIDE — 31 MAY 1958 (CONTINUED)

SELECTED CHARACTERISTICS AND ATTITUDES	REENLISTMENT INTENT								
	Total Airmen			First Term Airmen Air Force Service Only			Career Airmen		
	Yes	Undecided	No	Yes	Undecided	No	Yes	Undecided	No
BEST SOURCE OF INFORMATION INFORMING OF AIR FORCE ACTIVITIES									
Commander's Call	15.0	14.4	14.9	17.1	15.0	15.3	14.5	13.1	12.7
The Airman Magazine	2.0	3.5	2.6	5.4	4.2	2.8	1.4	1.8	1.6
Your Base Newspaper	6.3	11.2	10.9	12.4	13.4	12.0	5.1	6.1	6.4
Stars And Stripes	7.8	9.3	9.0	9.5	9.3	9.0	7.5	9.2	8.8
Other English Language Newspaper Published In Foreign Country	0.8	1.0	1.0	0.7	1.0	1.1	0.8	1.1	0.6
Air Force Times	57.1	46.5	44.4	42.4	42.6	42.6	60.0	55.5	52.3
Other Non Official Service Publication	0.5	0.8	1.1	0.9	0.8	1.0	0.4	0.8	1.3
AFRS Radio	1.6	2.3	2.3	2.2	2.7	2.4	1.4	1.6	2.0
AFRS TV	0.3	0.3	0.4	0.5	0.1	0.4	0.3	0.5	0.3
AU Quarterly Review	-	-	0.1	0.1	0.1	0.1	-	0.1	0.1
Official Pamphlets	1.5	1.2	0.9	1.4	1.0	0.9	1.6	1.6	1.1
AF News Review Film	1.0	1.1	1.2	1.7	1.2	1.1	0.8	0.8	1.3
Local Newspapers	4.3	5.4	6.7	3.1	5.2	6.5	4.5	5.6	7.6
Other	1.8	3.0	4.5	2.6	3.4	4.8	1.7	2.2	3.9
REASONS MOST IMPORTANT IN MAKING UP MIND									
For Enlisting Or Reenlisting:			a/						a/
Adventure, Travel, New Experiences	5.0	7.5	1.3	10.6	8.1	-	4.0	6.2	6.4
Like Job And Duty Assignments	16.2	9.9	2.3	17.8	7.9	-	15.6	14.5	11.0
The Reenlistment Bonus	5.0	4.1	3.1	2.6	1.4	-	5.5	10.4	15.2
Like Flying And Aviation	2.4	2.6	0.4	4.0	2.8	-	2.1	2.3	2.0
Good Promotion Opportunities	0.7	1.3	0.4	1.3	1.3	-	0.6	1.2	1.8
Like Military Life	16.8	5.1	1.3	14.0	2.8	-	17.0	10.4	6.2
Feel The Air Force Is A Good Place To Raise A Family	5.9	1.3	0.2	4.5	0.9	-	6.1	2.2	1.1
Opportunities For More Training And Education In The Air Force	11.6	13.9	1.5	25.5	15.0	-	9.0	11.2	6.8
Family Is In Favor Of Reenlisting	2.8	1.5	0.4	2.4	1.2	-	2.8	2.6	2.0
Opportunity To Select Next Base	1.2	1.3	0.4	0.7	0.8	-	1.4	2.1	1.9
Retirement Benefits	21.2	4.4	1.0	8.3	2.6	-	23.2	8.9	5.1
Pay, Allowances And Fringe Benefits	3.9	2.2	0.3	2.1	1.6	-	4.2	3.4	1.4
For Separating:									
Civilian Life Offers Greater Career Or Job Opportunities	0.1	2.4	11.1	-	3.2	13.6	-	0.6	1.4
Air Force Life Is Not Suitable For Family Life	-	1.4	4.4	-	1.9	5.1	-	0.3	1.6
Plan On Going To School Or College	0.1	6.4	16.6	-	8.7	20.2	-	0.9	2.8
Feel That Personal Freedom Is Limited Too Much	0.1	2.2	6.9	-	3.0	8.1	-	0.5	2.3
Don't Like Military Life In General	-	0.8	13.0	-	1.0	15.9	-	0.3	1.9
Poor Housing Facilities	0.1	0.3	0.2	-	0.4	0.2	-	0.1	0.2
Family Doesn't Want Me To Reenlist	-	0.6	1.1	-	0.7	1.2	-	0.4	0.7
Air Force Hasn't Provided Me With The Chance To Do The Kind Of Work Liked	0.3	5.4	8.8	-	6.7	10.0	-	2.0	4.1
Not Enough Promotion Opportunities	0.6	10.5	11.2	-	13.2	12.5	-	4.2	6.3
Inadequate School Facilities For Children	0.1	0.3	0.2	-	0.4	0.3	-	0.2	0.1
Frequent Changes Of Station And Separations From Family	0.1	1.7	1.9	-	2.0	2.0	-	0.9	1.6
Other Reasons Than Shown	5.8	12.9	12.0	6.2	12.4	10.9	8.5	14.2	16.1

TABLE 220 — USAF AIRMEN BY CATEGORY OF ENLISTMENT AND REENLISTMENT INTENT, BY SELECTED CHARACTERISTICS AND ATTITUDES, WORLDWIDE — 31 MAY 1958 (CONTINUED)

SELECTED CHARACTERISTICS AND ATTITUDES	REENLISTMENT INTENT								
	Total Airmen			First Term Airmen Air Force Service Only			Career Airmen		
	Yes	Undecided	No	Yes	Undecided	No	Yes	Undecided	No
EVALUATION OF AIRMAN BASED ON "AIRMAN" PERFORMANCE REPORT"									
On Last Report:									
Unsatisfactory	0.9	1.7	2.3	2.5	2.3	2.7	0.8	1.0	1.3
Fair	2.5	3.6	5.8	4.6	4.6	5.8	2.3	2.8	5.8
Good	13.9	26.2	26.0	30.1	35.1	29.3	12.4	16.9	18.3
Very Good	35.1	35.1	35.6	36.1	32.2	35.4	35.1	38.1	36.0
Excellent	38.8	28.1	24.6	22.4	22.4	21.4	40.2	33.9	32.3
Outstanding	8.8	5.3	5.7	4.3	3.4	5.4	9.2	7.3	6.3
No Report	(26.8)	(58.3)	(58.3)	(63.9)	(69.7)	(64.0)	(19.6)	(31.5)	(33.5)
On Next To Last Report:									
Unsatisfactory	0.9	1.6	2.6	3.2	2.4	3.0	0.7	0.9	1.6
Fair	2.3	3.4	6.1	5.1	5.1	6.4	2.2	1.8	5.7
Good	12.8	28.1	29.3	33.0	41.4	35.9	11.3	15.7	16.2
Very Good	28.3	28.8	27.8	30.1	25.9	25.8	28.1	31.5	31.8
Excellent	46.1	32.6	29.7	23.2	21.7	24.9	47.8	42.8	39.3
Outstanding	9.6	5.5	4.5	5.4	3.5	4.0	9.9	7.3	5.4
No Report	(43.2)	(70.6)	(72.7)	(76.8)	(79.7)	(77.8)	(36.7)	(49.3)	(50.8)

a/ Reflects reasons for reenlising last time.

Source: Sample Survey, Personnel Statistics Division, Directorate of Statistical Services, Comptroller of the Air Force

MILITARY PERSONNEL SAMPLE SURVEYS

AIRMEN – 31 MAY 1958

SPECIAL STUDY OF AIRMEN

BY CAREER FIELD

WITHIN TECHNICAL FUNCTION

SAMPLE SURVEY COMMENTARY

The following report of "Airmen By Career Field Within Functional Category" is derived from the 31 May Sample Survey. Strength by career field has been omitted in order to avoid security classification. Strengths may be obtained from the US Air Force Personnel Report, Military Personnel Skills and Characteristics (SS-PS-1F), which is a classified document.

The tables herein are distributed by Control Air Force Specialty Codes within three functional categories based on AFM 26-1, dated, 8 October 1957, with amendments as of 10 July 1958.

The commentary that follows deals largely with analysis of each technical category. Career fields within each category show a great amount of similarity in grade in which serving, educational level, and other characteristics. Exceptions appear when manpower requirements are readily met or the career field is a speical assignment, such as, Band. The pattern of the career fields as derived from the Sample Survey validates their grouping in AFM 26-1, Sec-D. The characteristics and attitudes shown were selected by Air Staff offices primarily interested in personnel retention and manning.

USAF AIRMEN BY FUNCTIONAL CATEGORY

Grade In Which Serving

AFM 26-1, dated 8 October 1957, provides guidance for grade authorization of airmen. The Grade Guide for Highly Technical career fields allows a considerably higher percentage in the top four grades than are currently assigned. A comparison of the actual grade distribution on 31 May 1958 and the Grade Guide for manpower requirements follows:

Grade	Percentaged Distribution AFM 26-1	Actual
Master Sergeant	11.0	8.3
Technical Sergeant	16.0	11.4
Staff Sergeant	20.5	19.4
Airman First Class	31.3	13.6
Airman Second Class	21.2	31.2
Airman Third Class	-	13.8
Airman Basic	-	2.3

The low percentage of Airmen First Class is caused by separations of airmen at this and next lower level on completion of term of service. The affirmative reenlistment intent of Airmen Second Class is low with only 25 per cent planning to reenlist, 34 per cent undecided, and 41 per cent planning to separate (see SS-PS-1G, Compendium, Vol III, No. 3), dated 31 October 1958.

The Grade Guide for Technical career fields as compared to actual grade distribution on 31 May 1958 is:

Grade	Percentaged Distribution AFM 26-1	Actual
Master Sergeant	8.2	9.2
Technical Sergeant	12.3	9.8
Staff Sergeant	19.8	20.3
Airman First Class	27.8	25.4
Airman Second Class	27.8	25.4
Airman Third Class	2.3	15.2
Airman Basic	-	1.8

AFM 26-1 Grade Guide calls for 40.3 per cent of the airmen to be in the top three grades, and 39.3 per cent

actually are. The percentage of Airmen First Class assigned drops from 22.5 per cent in Semi-Technical career fields to 18.3 per cent in Technical career fields and to 13.6 in Highly Technical career fields indicating a greater separation rate in the more complex career fields.

Grade Guidance for airmen in Semi-Technical career fields fits better to the actual grade distribution than in the other functional categories. The following table illustrates their similarity:

Grade	Percentaged Distribution AFM 26-1	Actual
Master Sergeant	4.5	4.6
Technical Sergeant	6.7	6.5
Staff Sergeant	19.2	21.8
Airman First Class	28.9	22.5
Airman Second Class	33.4	24.1
Airman Third Class	7.3	18.1
Airman Basic	-	2.4

Educational Level

The educational level of airmen in Highly Technical career fields is about the same as that of airmen in Technical career fields. Only 22 per cent did not graduate from high school and most of these airmen are in Aircraft and Engine Maintenance and Munitions and Weapons Maintenance career fields. Sixty-three per cent are high school graduates and 16 per cent more attended college.

Sixty-one per cent of the airmen in Technical career fields are high school graduates and 19 per cent more attended college. Most of the 20 per cent who did not graduate from high school are in the Metal Working and various maintenance career fields.

A little more than 42 per cent of the airmen in Semi-Technical career fields did not graduate from high school as compared to 28 per cent of all airmen. About 52 per cent of the bandsmen are high school graduates and 40 per cent attended college, while 60 per cent of the airmen in Food Service did not graduate from high school.

Reenlistment Intent

Reenlistment intent of airmen in Highly Technical category runs from a low of 38 per cent in Air Traffic Control and Warning and Radio-Radar Systems career fields to a high of 58 per cent in the large Aircraft and Engine Maintenance and 74 per cent in the small Education and Training career fields. The average for all Highly Technical airmen is:

50 per cent plan to reenlist

25 per cent are undecided, and

25 per cent plan to separate

About 50 per cent of the airmen in Technical career fields say they intend to reenlist, 23 per cent are undecided, and 27 per cent plan to separate. The percentage intending to reenlist by career field largely depends upon the percentage of First Termers assigned.

Of all the airmen in Semi-Technical career fields, 55 per cent intend to reenlist, 24 per cent are undecided, and 21 per cent plan to separate.

Enlistments Served

Nearly 48 per cent of the airmen in Highly Technical career fields are on their first Air Force enlistment with no other active duty service time. First Termers run as high as 60 per cent in two career fields - Air Traffic Control and Warning and Radio-Radar Systems.

Over 44 per cent of the airmen in Technical career fields are First Termers with no prior military service. The percentage of First Termers ranges from six per cent in Production Control career field, in which 81 per cent of the airmen intend to reenlist, to 61 per cent in Photomapping with 33 per cent planning to reenlist.

Forty per cent of the airmen in Semi-Technical career fields are on the first Air Force enlistment with no prior military service. Over 75 per cent of the airmen in the Food Service career field are Career Airmen, while nearly two-thirds of the Bandsmen are First Termers.

Effect of Pay Raise on AF Career Plans

Career plans were affected by the pay raise for 27 per cent of the Highly Technical career field airmen; 19 per cent changed favorably and 8 per cent unfavorably. The percentage of those who were affected by the pay raise ran-

SAMPLE SURVEY COMMENTARY (CONTINUED)

ged from 32 per cent in Atomic Weapons to 14 per cent in Education and Training career fields.

The pay raise changed Air Force career plans for 24 per cent of the airmen in Technical career fields. Of the airmen who changed their plans, two to one switched in favor of an AF career.

About 25 per cent of the airmen in Semi-Technical career fields indicate that the pay raise affected their plans to reenlist or separate. Nearly two-thirds of those affected shifted toward affirmative reenlistment intent.

Working Within Own AFSC

Nearly 91 per cent of the airmen in Highly Technical career fields are working within or in related fields of their Air Force specialty. The greatest divergence from AFSC is indicated in the Education and Training career field where 20 per cent are not working in their AFSC and two per cent "Don't Know".

Of the airmen in Technical career fields, 93 per cent are working within their Air Force specialty on or a job related to it, five per cent are not and two per cent "Don't Know". Only in the Production Control career field, in which 12 per cent of the airmen were not in a job related to their AFSC, is there a significant deviation from the mean.

About 92 per cent of the airmen in Semi-Technical career fields are working within or on a job related to their AF specialty, six per cent are not, and two per cent "Don't Know".

Evaluation of Airmen

The "Airman Performance Report" is used to evaluate the airmen. Slightly more than one per cent of the Highly Technical career field airmen are considered "An Unsatisfactory Airman" while seven per cent are evaluated as "Outstanding". Nearly 70 per cent were rated "Very Good" or "Exceptional".

Over 10 per cent of the airmen in Technical career fields are rated "Outstanding". About one per cent are considered "Unsatisfactory".

The evaluation of airmen in Semi-Technical career fields indicates less than two per cent are "Unsatisfactory Airmen" and six per cent are "Outstanding".

Problems Existing Between Present AF Base and Nearby Community

While 26 per cent of the airmen in Highly Technical career fields say that no problem of importance exists between their Air Force base and a nearby community, 25 per cent believe that high prices charged by merchants and landlords cause friction. Twenty-five per cent of the airmen feel that various other problem situations are created by the air base environment and 14 per cent indicate that the civilian community is responsible for them, while seven per cent specify "other reasons" and three per cent have no nearby community. Airmen in Technical and Semi-Technical career fields point out the same problems in corresponding percentages.

"Airmen Performance Reports" in Airman's File

The number of "Airman Performance Reports" in an airman's file depends largely on the length of his service in the Air Force and is reflected best by grade in which serving. When shown by career field the percentage of "No Reports" is directly affected by the grade composition in the career field. Normally, Airmen Second Class and below do not receive performance reports. The percentage of airmen for whom no performance reports are available by grade is:

Grade	Percentage of "No Reports"
Master Sergeant	6.5
Technical Sergeant	9.2
Staff Sergeant	11.8
Airman First Class	30.0
Airman Second Class	76.4
Airman Third Class	88.1
Airman Basic	92.9
All Airmen	45.7

TABLE 221 — USAF AIRMEN IN HIGHLY TECHNICAL CAREER FIELDS, BY

LINE NO	SELECTED CHARACTERISTICS AND ATTITUDES	TOTAL	Intelligence	Weather	Air Traffic Control And Warning	Communications Operations	Radio-Radar Systems
1	PER CENT - TOTAL	100.0	100.0	100.0	100.0	100.0	100.0
	MARITAL STATUS AND DEPENDENTS						
	Not Married (Widowed, Divorced, Legally Separated Or Never Married) Having:						
2	No Dependent Children	46.7	54.3	51.9	56.8	56.0	56.4
3	Dependent Children	1.9	1.9	1.5	1.5	1.4	1.5
	Married, Having:						
4	Wife And No Dependent Children	14.3	14.1	15.4	12.7	14.7	12.2
5	Wife And One Dependent Child	15.1	11.0	7.9	13.5	13.8	14.0
6	Other	22.0	18.7	23.3	15.5	14.1	15.9
	GRADE IN WHICH SERVING						
7	Master Sergeant	8.3	7.2	6.4	3.6	3.5	5.5
8	Technical Sergeant	11.4	12.2	13.7	6.1	6.6	8.1
9	Staff Sergeant	19.4	15.1	21.2	16.9	15.8	15.3
10	Airman First Class	13.6	13.8	14.3	11.7	16.9	14.8
11	Airman Second Class	31.2	37.3	36.0	32.3	33.6	41.0
12	Airman Third Class	13.8	13.5	7.9	25.4	20.2	14.1
13	Airman Basic	2.3	0.9	0.5	4.0	3.4	1.2
	EDUCATIONAL LEVEL						
14	High School Nongraduate Or Lower	21.5	4.5	12.8	19.3	21.3	11.9
15	High School Graduate	62.7	56.5	59.1	64.9	64.6	66.6
16	College Nongraduate Or Higher	15.8	39.0	28.1	15.8	14.1	21.5
	AIR FORCE REENLISTMENT INTENT						
17	Plan To Reenlist	50.0	39.8	43.0	38.0	44.9	38.2
18	Undecided	24.5	22.5	25.3	30.7	25.0	31.2
19	No	25.5	37.7	31.7	31.3	30.1	30.6
	NUMBER OF ENLISTMENTS SERVED						
20	On First Air Force Enlistment With No Other Active Duty Service Time	47.9	55.1	50.2	60.8	57.3	59.8
21	On First Air Force Enlistment With Some Other Active Duty Service (Army, Navy, Marine, Or Coast Guard)	6.8	6.5	5.9	5.9	6.5	7.5
	On Second (Or Later) Air Force Enlistment And On Last Reenlistment:						
22	Reenlisted Immediately (Within 24 Hours)	33.5	29.4	37.0	22.6	27.0	24.0
23	Reenlisted Within 2 - 90 Days	8.2	4.1	4.4	7.6	6.6	5.6
24	Reenlisted After 90 Days	3.6	4.9	2.5	3.1	2.6	3.1
	EFFECT OF PAY RAISE ON AIR FORCE CAREER PLANS						
25	Did Not Change Plans	73.4	76.4	77.7	72.0	73.6	70.3
	Plans Have Changed From:						
26	Separating To Remaining	3.8	2.7	4.5	3.4	3.4	3.0
27	Separating To Undecided	9.3	7.3	9.4	11.9	10.0	13.4
28	Undecided To Remaining	5.9	6.0	3.5	5.8	5.0	6.3
29	Undecided To Separating	2.1	1.4	1.0	1.4	2.6	2.5
30	Remaining To Separating	1.3	1.3	1.0	1.4	1.1	1.1
31	Remaining To Undecided	4.2	4.9	2.9	4.1	4.3	3.4

SELECTED CHARACTERISTICS AND ATTITUDES, WORLDWIDE — 31 MAY 1958.

HIGHLY TECHNICAL CAREER FIELD										
Guided Missile Systems	Armament Systems Maintenance	Atomic Weapons	Training Devices	Intricate Equipment Maintenance	Aircraft And Engine Maintenance	Munitions And Weapons Maintenance	Education And Training			LINE NO
100.0	100.0	100.0	100.0	100.0	100.0	100.0	100.0			1
47.7	49.5	46.0	34.2	47.1	39.3	43.5	14.6			2
2.3	1.4	-	1.9	1.7	2.5	2.7	1.7			3
13.6	13.9	11.9	13.9	13.8	14.8	17.2	15.8			4
13.6	18.3	18.4	23.1	15.4	16.1	14.3	17.6			5
22.8	16.9	23.7	26.9	22.0	27.3	22.3	50.3			6
11.4	3.7	13.2	9.2	6.4	12.5	4.2	21.1			7
8.0	7.6	17.1	13.9	7.3	14.6	13.0	23.0			8
19.3	22.0	11.8	26.9	16.1	21.5	20.7	38.8			9
18.2	16.8	19.8	12.9	26.6	11.8	14.9	8.2			10
38.6	42.0	27.6	27.8	37.9	25.1	31.6	7.7			11
4.5	6.2	9.2	7.4	4.0	12.2	13.1	1.2			12
-	1.7	1.3	1.9	1.7	2.3	2.5	-			13
9.1	13.8	3.9	7.4	13.7	27.9	34.5	5.8			14
54.5	67.5	52.7	65.7	66.9	61.6	56.7	53.0			15
36.4	18.7	43.4	26.9	19.4	10.5	8.8	41.2			16
45.4	41.6	52.0	60.1	46.7	58.4	57.3	73.5			17
18.2	23.0	21.3	26.9	28.3	22.1	19.8	10.6			18
36.4	35.4	26.7	13.0	25.0	19.5	22.9	15.9			19
56.3	54.2	48.7	34.5	46.7	38.9	43.7	15.8			20
9.2	4.7	9.2	4.7	9.7	6.5	11.0	3.6			21
27.6	31.0	34.2	48.6	31.5	40.1	33.7	65.3			22
2.3	7.3	7.9	11.2	8.8	9.9	8.9	14.1			23
4.6	2.8	-	1.0	3.3	4.6	2.7	1.2			24
77.0	68.7	68.0	69.2	74.0	74.9	72.2	86.2			25
2.3	4.1	4.0	5.6	4.1	4.2	4.6	3.0			26
10.4	10.9	8.0	11.2	8.1	7.4	8.5	1.2			27
2.3	7.7	6.7	5.6	5.7	5.9	6.8	4.2			28
2.3	2.2	6.7	3.7	2.4	1.8	2.5	1.8			29
1.1	1.8	2.6	0.9	0.8	1.3	1.4	-			30
4.6	4.6	4.0	3.8	4.9	4.5	4.0	3.6			31

TABLE 221 — USAF AIRMEN IN HIGHLY TECHNICAL CAREER FIELDS, BY

LINE NO	SELECTED CHARACTERISTICS AND ATTITUDES	TOTAL	Intelligence	Weather	Air Traffic Control And Warning	Communications Operations	Radio-Radar Systems
	REASONS IMPORTANT IN MAKING UP MIND						
	To Reenlist:						
1	Adventure, Travel, New Experiences	4.8	4.6	2.9	7.5	6.8	3.9
2	Like Job And Duty Assignments	11.1	9.0	10.9	8.6	9.8	8.5
3	The Reenlistment Bonus	4.2	3.6	3.5	4.0	4.0	4.0
4	Like Flying And Aviation	3.3	0.8	1.5	2.4	2.0	1.5
5	Good Promotion Opportunities	0.9	0.8	-	0.8	0.9	0.9
6	Like Military Life	7.5	7.4	6.4	7.5	8.0	6.0
7	Feel The Air Force Is Good Place To Raise Family	3.1	1.9	2.5	2.8	3.1	1.9
8	Opportunities For More Training And Education In The Air Force	10.7	8.5	13.3	8.4	9.8	12.9
9	Family Is In Favor Of Reenlisting	1.7	2.1	2.0	1.4	1.6	1.1
10	Opportunity To Select Next Base	1.1	1.1	-	1.0	1.5	1.1
11	Retirement Benefits	12.3	8.5	11.4	8.1	9.2	9.3
12	Pay, Allowances And Fringe Benefits	2.7	1.4	1.5	1.7	2.6	2.3
	To Separate:						
13	Civilian Life Offers Greater Career Or Job Opportunities	3.9	6.8	4.4	3.8	2.5	7.6
14	Air Force Life Is Not Suitable For Family Life	1.5	3.3	1.5	2.4	1.6	2.2
15	Plan On Going To School Or College	6.4	13.1	12.4	8.4	7.9	11.3
16	Feel That Personal Freedom Is Limited Too Much	2.5	2.7	3.0	2.3	1.9	2.8
17	Don't Like Military Life In General	3.3	4.4	4.9	3.6	3.9	2.9
18	Poor Housing Facilities	0.2	-	0.5	-	0.3	0.3
19	Family Doesn't Want Airman To Reenlist	0.4	-	-	0.8	0.3	0.3
20	Air Force Hasn't Provided The Chance To Do Kind Of Work Liked	2.6	3.8	3.0	6.1	3.4	2.0
21	Not Enough Promotion Opportunities	5.7	7.1	5.4	5.2	7.9	6.4
22	Inadequate School Facilities For Children	0.2	0.3	0.5	-	-	0.3
23	Frequent Changes Of Station And Separations From Family	1.1	1.1	-	1.6	1.3	2.1
24	Other Reasons Than Shown	8.8	7.7	8.5	11.6	9.7	8.4
	VOLUNTEERED FOR OVERSEAS DUTY						
25	Volunteered For Overseas Service And Application Was Approved	19.8	33.7	33.4	22.2	26.3	20.3
26	Volunteered For Overseas Service And Application Was Disapproved	8.9	6.3	8.4	9.6	3.9	8.0
27	Have Not Volunteered, But Now Overseas	11.4	19.9	15.3	9.9	25.1	11.5
28	Have Not Volunteered Because Not Eligible	9.0	6.3	7.4	9.6	11.7	10.0
29	Have Not Volunteered And Do Not Desire To	31.3	17.7	26.1	28.4	19.6	30.7
30	Have Not Volunteered But Would Like To	19.6	16.1	9.4	20.3	13.4	19.5
	OPINION OF LENGTH OF OVERSEAS TOURS						
31	Not Now Or Have Not Been Overseas	34.7	29.3	23.7	40.3	17.0	40.4
	Not Married And Believe Current Normal 36 Month Tour For Bachelor Airmen Is:						
32	Too Long And Should Be Reduced	14.8	18.5	19.8	17.5	25.9	16.4
33	About Right As It Is	11.4	13.8	16.4	11.9	18.2	12.5
34	Too Short And Should Be Increased	1.0	1.4	0.9	1.2	1.1	1.1
	Married And Believe Current Normal Tour For Married Airmen Unaccompanied By Dependents (18 Months in 36 Month Area):						
35	Should Not Be Increased	35.7	35.3	37.2	27.9	36.4	28.0
36	Be Increased To 24 Months	1.6	1.4	2.0	0.8	1.0	1.0
37	Be Increased To More Than 24 Months	0.8	0.3	-	0.4	0.4	0.6

SELECTED CHARACTERISTICS AND ATTITUDES, WORLDWIDE — 31 MAY 1958 (CONTINUED)

HIGHLY TECHNICAL CAREER FIELD										LINE NO
Guided Missile Systems	Armament Systems Maintenance	Atomic Weapons	Training Devices	Intricate Equipment Maintenance	Aircraft And Engine Maintenance	Munitions And Weapons Maintenance	Education And Training			
3.4	3.9	4.0	4.6	2.4	4.4	5.2	1.1			1
6.8	7.9	9.2	13.9	9.7	13.7	9.9	11.1			2
5.7	4.1	6.7	7.4	4.1	4.3	4.9	5.2			3
-	2.6	-	-	1.6	5.4	1.8	0.6			4
-	0.9	1.3	0.9	0.8	0.8	1.3	0.6			5
4.5	6.4	6.7	5.6	9.0	7.5	10.7	15.7			6
1.1	1.7	4.0	0.9	4.9	3.8	4.4	3.4			7
12.5	13.0	6.7	13.9	12.2	10.4	10.5	7.0			8
2.3	1.5	2.7	0.9	2.4	1.8	1.8	2.9			9
1.1	0.8	1.3	1.9	-	1.3	0.6	-			10
13.7	9.7	18.8	19.4	13.0	15.0	12.9	23.9			11
3.4	2.2	-	2.8	4.1	3.1	3.4	5.2			12
6.8	6.0	5.3	3.7	1.6	2.2	4.4	4.1			13
-	2.1	1.3	0.9	-	1.1	1.2	1.1			14
11.4	8.7	13.3	3.7	8.1	3.2	3.2	4.1			15
1.1	2.8	6.7	0.9	4.1	2.6	2.2	-			16
2.3	5.8	1.3	1.0	3.3	2.8	3.4	0.6			17
-	0.2	-	0.9	-	0.3	0.2	-			18
-	-	-	-	-	0.5	0.4	-			19
3.4	1.6	-	0.9	2.4	1.6	4.4	1.7			20
11.4	7.7	4.0	6.5	5.7	4.8	5.6	1.2			21
-	0.4	-	-	-	0.1	0.3	-			22
-	0.7	-	-	1.6	0.8	0.8	0.6			23
9.1	9.3	6.7	9.3	9.0	8.5	6.5	9.9			24
6.8	10.8	18.4	15.7	22.9	16.7	26.9	15.2			25
11.4	9.8	3.9	5.5	7.4	10.9	6.8	6.5			26
11.4	5.7	14.5	8.4	5.7	8.3	12.3	6.5			27
13.6	14.0	11.9	10.2	8.2	7.1	8.6	11.8			28
36.4	34.1	34.2	44.4	30.3	36.1	25.0	47.6			29
20.4	25.6	17.1	15.8	25.5	20.9	20.4	12.4			30
50.0	57.2	37.3	43.5	36.6	34.8	25.7	25.7			31
11.4	9.9	12.0	7.4	19.2	11.3	15.2	6.0			32
5.7	8.8	12.0	7.4	7.5	9.3	13.3	6.6			33
-	1.0	-	-	0.8	0.9	2.5	-			34
30.6	21.4	38.7	38.9	33.4	40.6	39.7	57.5			35
2.3	1.4	-	2.8	1.6	2.0	2.1	1.2			36
-	0.3	-	-	0.9	1.1	1.5	3.0			37

TABLE 221 — USAF AIRMEN IN HIGHLY TECHNICAL CAREER FIELDS, BY

LINE NO	SELECTED CHARACTERISTICS AND ATTITUDES	TOTAL	Intelligence	Weather	Air Traffic Control And Warning	Communications Operations	Radio-Radar Systems
	EVALUATION OF AIRMEN BASED ON "AIRMAN PERFORMANCE REPORT"						
	On Last Report:						
1	An Unsatisfactory Airman	1.3	1.5	2.3	1.1	0.9	0.8
2	An Acceptable Airman	2.9	2.0	2.3	2.8	4.0	4.0
3	A Good Airman	18.9	16.8	13.9	18.5	20.4	18.8
4	A Very Good Airman	34.1	29.4	40.2	33.8	39.6	35.9
5	An Exceptional Airman Of Great Value To The Service	35.6	40.6	33.3	38.0	29.5	34.3
6	One Of The Very Few Outstanding Airmen I Know	7.2	9.7	8.0	5.8	5.6	6.2
7	No Report	(44.9)	(46.8)	(57.1)	(58.5)	(52.2)	(53.5)
	On Next To Last Report:						
8	An Unsatisfactory Airman	1.4	0.7	3.0	1.0	1.7	0.7
9	An Acceptable Airman	3.1	0.7	1.7	4.5	4.6	3.9
10	A Good Airman	19.9	12.6	17.2	15.6	21.2	19.3
11	A Very Good Airman	27.2	23.0	37.5	28.7	28.3	28.9
12	An Exceptional Airman Of Great Value To The Service	41.3	50.4	29.7	41.5	38.0	40.4
13	One Of The Very Few Outstanding Airmen I Know	7.1	12.6	10.9	8.7	6.2	6.8
14	No Report	(59.5)	(63.5)	(68.5)	(72.3)	(69.2)	(69.3)
	NUMBER OF "AIRMEN PERFORMANCE REPORTS" IN AIRMAN'S FILE (AF FORM 75):						
	None In Present Grade And Total Number Of Reports In All Grades Is:						
15	None	48.9	46.7	44.5	59.3	52.2	55.3
16	One	5.1	6.5	3.4	6.9	5.5	5.6
17	Two	2.8	7.0	3.4	2.0	2.7	2.0
18	Three	1.3	2.0	2.0	1.1	1.2	1.0
19	Four	0.2	-	-	0.2	0.4	-
20	Five Or More	0.2	0.6	-	0.1	-	-
	One In Present Grade And Total Number Of Reports In All Grades Is:						
21	One	15.7	14.1	17.6	12.3	18.3	16.3
22	Two	3.9	4.3	7.4	4.0	2.9	3.9
23	Three	1.5	2.7	2.1	1.2	1.1	1.2
24	Four	0.4	0.6	-	0.2	0.6	0.2
25	Five Or More	0.2	-	-	0.2	0.1	0.1
	Two In Present Grade And Total Number Of Reports In All Grades Is:						
26	Two	8.0	7.3	5.4	5.8	7.2	6.0
27	Three	1.7	0.8	3.3	1.8	1.7	1.2
28	Four	1.0	1.2	2.1	0.5	1.1	0.6
29	Five	0.2	-	-	0.3	0.1	0.3
30	Six Or More	0.1	0.3	-	-	-	0.1
	Three In Present Grade And Total Number Of Reports In All Grades Is:						
31	Three	4.4	2.9	5.4	2.1	2.9	3.0
32	Four	0.8	0.3	-	0.2	0.4	0.5
33	Five	0.2	-	0.6	0.2	-	0.2
34	Six Or More	0.1	-	0.6	-	-	0.2
	Four In Present Grade And Total Number Of Reports In All Grades Is:						
35	Four	2.3	1.8	2.2	1.0	1.4	1.5
36	Five	0.1	-	-	-	0.2	0.2
37	Six Or More	0.1	-	-	-	-	-
	Five Or More In Present Grade And Total Number Of Reports In All Grades Is:						
38	Five	0.6	0.3	-	0.4	-	0.6
39	Six	-	-	-	-	-	-
40	Seven Or More	0.2	0.6	-	0.2	-	-

SELECTED CHARACTERISTICS AND ATTITUDES, WORLDWIDE – 31 MAY 1958 (CONTINUED)

HIGHLY TECHNICAL CAREER FIELD										LINE NO
Guided Missile Systems	Armament Systems Maintenance	Atomic Weapons	Training Devices	Intricate Equipment Maintenance	Aircraft And Engine Maintenance	Munitions And Weapons Maintenance	Education And Training			
-	1.7	2.0	-	3.1	1.3	0.7	2.0			1
2.1	3.1	-	4.8	3.1	2.4	4.0	7.1			2
19.6	25.4	5.9	8.1	16.9	18.6	22.9	4 9			3
23.9	32.2	27.4	37.1	41.5	33.6	30.0	33 3			4
45.7	31.0	54.9	40.3	29.2	36.6	32.9	47.9			5
8.7	6.6	9.8	9.7	6.2	7.5	9.5	9.8			6
(47.7)	(45.0)	(32.9)	(42.6)	(47.6)	(37.7)	(43.3)	(15.3)			7
-	4.3	-	-	2.2	1.4	0.6	2.5			8
-	4.2	-	4.1	10.9	2.4	3.8	0.8			9
9.7	27.1	2.9	16.3	13.0	21.0	21.0	11.1			10
22.6	25.6	23.5	26.5	32.6	26.9	25.8	23.7			11
64.5	30.8	61.8	46.9	41.3	41.6	45.0	48.3			12
3.2	8.0	11.8	6.2	-	6.7	3.8	13.6			13
(64.8)	(61.9)	(55.3)	(54.6)	(62.9)	(51.4)	(55.0)	(30.6)			14
45.8	52.6	39.6	46.1	57.3	44.3	51.7	16.6			15
3.7	5.7	2.6	5.8	4.4	4.3	5.7	4.8			16
1.2	1.6	1.3	2.9	3.5	3.1	3.0	3.6			17
1.2	1.1	1.3	0.9	2.6	1.5	0.7	-			18
-	-	-	-	-	0.4	0.2	-			19
-	-	-	-	-	0.2	0.2	-			20
19.8	19.4	23.7	11.6	15.6	14.9	13.8	25.0			21
6.2	4.0	2.6	5.7	4.4	3.9	3.3	8.3			22
2.5	1.4	1.3	1.0	1.7	1.7	0.6	2.4			23
1.2	-	-	1.0	-	0,6	0.1	1.8			24
-	0.2	-	0.9	-	0.4	0.3	-			25
4.9	5.2	6.6	12.5	3.5	9.3	9.8	17.2			26
2.5	1.3	2.6	1.0	0.9	2.0	1.6	1.8			27
1.2	1.8	-	-	-	0.8	1.3	0.6			28
1.2	-	2.6	-	-	0.2	0.3	0.6			29
-	0.1	-	-	-	0.2	-	-			30
4.9	2.5	7.9	4.8	4.3	6.1	3.5	10.7			31
1.2	0.3	1.3	0.9	-	1.0	1.1	1.8			32
-	0.6	-	-	-	0.2	0.1	-			33
-	0.1	-	-	-	0.1	0.2	-			34
2.5	0.6	5.3	3.9	1.8	3.5	1.7	3.0			35
-	0.1	-	-	-	0.1	0.3	-			36
-	0.1	-	-	-	-	-	-			37
-	1.1	1.3	1.0	-	0.8	0.3	1.8			38
-	-	-	-	-	0.1	-	-			39
-	0.2	-	-	-	0.3	0.2	-			40

TABLE 221 — USAF AIRMEN IN HIGHLY TECHNICAL CAREER FIELDS, BY

LINE NO	SELECTED CHARACTERISTICS AND ATTITUDES	TOTAL	Intelligence	Weather	Air Traffic Control And Warning	Communications Operations	Radio-Radar Systems
	SATISFACTION WITH CURRENT STATION OF ASSIGNMENT						
1	Very Well Satisfied	20.8	22.2	24.2	22.5	19.0	19.5
2	Satisfied	28.5	34.5	31.2	26.8	31.0	29.4
3	Neither Good Nor Bad	21.5	18.8	19.8	22.4	21.2	20.5
4	Dissatisfied	14.1	10.3	10.4	14.6	15.3	15.4
5	Very Dissatisfied	15.1	14.2	14.4	13.7	13.5	15.2
	ADEQUACY OF QUARTERS DURING CURRENT TOUR OR LAST FOUR YEARS						
	Adequate Most Of The Time And Usually Of This Type:						
6	Government Owned	47.2	57.3	50.2	55.9	53.8	51.4
7	Owned By Airman Or His Family	9.3	3.9	5.5	8.2	5.0	6.3
8	Other Privately Owned	21.1	14.7	20.4	17.8	20.0	18.6
9	Other	3.7	5.5	1.5	3.0	4.1	2.6
	Inadequate Most Of The Time And Usually Of This Type:						
10	Government Owned	9.3	8.7	11.9	7.9	9.0	12.6
11	Owned By Airman Or His Family	0.4	0.3	-	0.1	0.3	0.3
12	Other Privately Owned	7.8	9.6	10.0	6.4	6.1	7.5
13	Other	1.2	-	0.5	0.7	1.7	0.7
	WORKING WITHIN OWN AFSC						
14	Yes	79.2	76.0	90.5	83.5	78.5	72.2
15	No, But The Work Is Related To My AFSC	11.6	14.2	8.0	6.5	10.3	16.6
16	No, And The Work Is Not Related To My AFSC	7.5	7.8	1.5	7.1	9.8	9.2
17	Don't Know	1.7	2.0	-	2.9	1.4	2.0
	DUTIES LAST TWELVE (12) MONTHS WITHIN OWN AFSC						
18	Yes, 100 Per Cent Within It	55.6	43.2	74.3	64.0	58.7	46.2
19	No, 90 Through 99 Per Cent Within It	13.2	14.6	11.9	11.7	11.1	12.8
20	No, 80 Through 89 Per Cent Within It	6.0	8.1	3.9	3.9	5.8	6.3
21	No, 70 Through 79 Per Cent Within It	4.6	5.4	2.5	2.9	4.4	6.4
22	No, 60 Through 69 Per Cent Within It	2.4	4.3	1.9	1.6	2.2	4.3
23	No, 50 Through 59 Per Cent Within It	5.6	6.8	1.5	3.5	4.8	6.6
24	No, 40 Through 49 Per Cent Within It	1.6	2.1	1.5	1.3	1.6	2.1
25	No, 30 Through 39 Per Cent Within It	1.2	1.4	-	1.0	1.1	1.8
26	No, 20 Through 29 Per Cent Within It	1.1	1.9	0.5	0.8	1.4	1.6
27	No, 10 Through 19 Per Cent Within It	0.9	0.8	-	0.7	0.6	1.4
28	No, Less Than 10 Per Cent	4.7	5.7	1.0	3.3	4.8	7.2
29	Don't Know	3.1	5.7	1.0	5.3	3.5	3.3

Source: Sample Survey, Personnel Statistics Division, Directorate of Statistical Services, Comptroller of the Air Force.

SELECTED CHARACTERISTICS AND ATTITUDES, WORLDWIDE — 31 MAY 1958 (CONTINUED)

HIGHLY TECHNICAL CAREER FIELD										LINE NO
Guided Missile Systems	Armament Systems Maintenance	Atomic Weapons	Training Devices	Intricate Equipment Maintenance	Aircraft And Engine Maintenance	Munitions And Weapons Maintenance	Education And Training			
17.0	17.8	21.1	18.5	14.7	22.1	18.4	25.8			1
26.1	27.3	36.8	28.7	27.9	27.6	27.2	26.5			2
20.5	24.0	13.2	25.0	22.1	21.8	20.4	21.8			3
13.6	14.2	19.7	12.0	17.2	13.4	16.7	9.4			4
22.8	16.7	9.2	15.8	18.1	15.1	17.3	16.5			5
46.6	46.7	43.9	43.1	43.4	42.4	46.7	25.2			6
10.2	6.3	8.2	15.6	7.4	12.4	7.2	22.4			7
18.2	21.6	21.9	22.9	21.3	23.3	20.4	30.6			8
2.3	2.9	-	2.8	3.3	4.0	5.0	4.7			9
11.4	11.4	12.3	5.5	15.5	8.1	9.0	8.2			10
1.1	0.4	-	0.9	-	0.6	0.5	0.6			11
10.2	9.2	11.0	8.2	7.4	7.7	10.0	8.3			12
	1.5	2.7	1.0	1.7	1.5	1.2	-			13
69.3	77.6	80.0	82.2	70.7	81.6	78.4	70.0			14
15.9	9.1	13.3	10.3	12.2	12.0	9.5	7.6			15
12.5	12.3	4.0	4.6	15.4	4.8	10.8	20.0			16
2.3	1.0	2.7	2.9	1.7	1.6	1.3	2.4			17
44.3	48.3	48.7	56.4	40.6	59.0	51.8	48.1			18
8.0	16.0	10.6	13.9	13.8	13.7	15.0	10.9			19
9.1	6.6	7.9	6.5	5.7	6.2	6.0	3.6			20
9.1	5.9	7.9	5.6	5.7	3.8	5.2	3.6			21
-	2.2	1.3	-	7.3	2.0	2.0	2.4			22
9.1	6.0	6.6	6.4	6.5	5.5	6.5	7.9			23
2.3	2.1	2.6	1.0	2.5	1.3	1.6	1.8			24
3.4	1.4	1.3	0.9	0.8	0.8	2.5	2.4			25
2.3	1.4	-	0.9	2.4	0.9	0.6	1.8			26
1.1	1.5	-	-	2.5	0.7	1.4	2.4			27
10.2	6.6	9.2	4.6	9.7	3.3	4.9	13.2			28
1.1	2.0	3.9	3.8	2.5	2.8	2.5	1.9			29

505282 O - 59 - 33

TABLE 222 — USAF AIRMEN IN TECHNICAL CAREER FIELDS, BY

LINE NO	SELECTED CHARACTERISTICS AND ATTITUDES	TOTAL	Production Control	Metal Working	Procurement	Finance, Accounting And Auditing	Statistical Analysis Data Processing And Programming
1	PER CENT - TOTAL	100.0	100.0	100.0	100.0	100.0	100.0
	MARITAL STATUS AND DEPENDENTS						
	Not Married (Widowed, Divorced, Legally Separated Or Never Married) Having:						
2	No Dependent Children	43.1	13.0	42.2	24.0	51.6	42.5
3	Dependent Children	1.8	2.3	2.0	4.0	1.1	1.6
	Married, Having:						
4	Wife And No Dependent Children	15.1	15.4	17.3	8.0	13.8	15.4
5	Wife And One Dependent Child	15.5	17.7	14.3	24.0	12.0	14.6
6	Other	24.5	51.6	24.2	40.0	21.5	25.9
	GRADE IN WHICH SERVING						
7	Master Sergeant	9.2	21.5	5.6	24.0	8.0	9.7
8	Technical Sergeant	9.8	30.8	9.5	20.0	13.4	14.9
9	Staff Sergeant	20.3	35.3	15.6	36.0	16.4	17.9
10	Airman First Class	18.3	7.0	21.2	20.0	16.7	10.4
11	Airman Second Class	25.4	4.6	30.1	-	31.6	31.3
12	Airman Third Class	15.2	0.8	15.1	-	13.5	13.5
13	Airman Basic	1.8	-	2.9	-	0.4	2.3
	EDUCATIONAL LEVEL						
14	High School Nongraduate Or Lower	20.5	17.6	40.0	20.0	6.9	16.0
15	High School Graduate	61.0	62.4	53.7	48.0	61.8	58.7
16	College Nongraduate Or Higher	18.5	20.0	6.3	32.0	31.3	25.3
	AIR FORCE REENLISTMENT INTENT						
17	Plan To Reenlist	49.9	80.7	52.7	56.0	43.6	43.8
18	Undecided	23.5	11.6	22.3	4.0	21.8	25.9
19	No	26.6	7.7	25.0	40.0	34.6	30.3
	NUMBER OF ENLISTMENTS SERVED						
20	On First Air Force Enlistment With No Other Active Duty Service Time	44.1	6.1	46.1	24.0	54.9	45.7
21	On First Air Force Enlistment With Some Other Active Duty Service (Army, Navy, Marine, Or Coast Guard)	6.0	5.4	5.1	16.0	5.8	5.7
	On Second (Or Later) Air Force Enlistment And On Last Reenlistment:						
22	Reenlisted Immediately(Within 24 Hours)	38.4	73.1	33.8	56.0	29.4	36.6
23	Reenlisted Within 2 - 90 Days	8.2	11.5	12.1	4.0	7.3	9.1
24	Reenlisted After 90 Days	3.3	3.9	2.9	-	2.6	2.9
	EFFECT OF PAY RAISE ON AIR FORCE CAREER PLANS						
25	Did Not Change Plans	76.3	83.8	70.2	72.0	79.2	77.8
	Plans Have Changed From:						
26	Separating To Remaining	3.5	3.1	5.2	8.0	3.3	3.2
27	Separating To Undecided	7.5	2.3	9.8	8.0	9.8	8.4
28	Undecided To Remaining	5.2	4.6	6.3	-	2.2	4.2
29	Undecided To Separating	1.9	1.5	2.4	4.0	2.2	1.9
30	Remaining To Separating	1.5	0.8	2.2	4.0	1.1	1.3
31	Remaining To Undecided	4.1	3.9	3.9	4.0	2.2	3.2

SELECTED CHARACTERISTICS AND ATTITUDES, WORLDWIDE — 31 MAY 1958

TECHNICAL CAREER FIELD										LINE NO
Administrative	Information	Personnel	Special Investigations	Medicine	Aircrew - Protection	Dental	Wire Maintenance	Aircraft Accessories Maintenance	Photographing	
100.0	100.0	100.0	100.0	100.0	100.0	100.0	100.0	100.0	100.0	1
45.1	43.7	33.3	5.3	41.1	39.3	48.6	40.5	51.7	53.8	2
1.3	1.8	1.5	10.5	2.0	3.4	0.9	3.6	2.2	-	3
14.6	12.7	14.4	15.8	15.8	10.3	16.8	16.9	15.4	17.7	4
15.0	10.9	16.5	15.8	15.9	21.3	11.3	17.6	16.4	12.9	5
24.0	30.9	34.3	52.6	25.2	25.7	22.4	21.4	14.3	15.6	6
8.7	12.7	24.0	31.6	6.7	3.4	2.8	4.1	2.1	1.5	7
6.6	12.7	13.9	42.1	9.4	15.4	9.3	10.9	6.4	5.2	8
19.9	25.5	18.0	26.3	21.2	25.6	26.2	24.6	20.0	23.3	9
21.4	7.3	16.9	-	23.4	15.4	11.2	21.4	15.0	13.5	10
23.9	27.3	16.1	-	23.2	14.5	29.9	26.5	34.1	41.4	11
18.3	12.7	10.0	-	13.7	23.9	20.6	11.5	18.7	13.5	12
1.2	1.8	1.1	-	2.4	1.8	-	1.0	3.7	1.6	13
16.3	14.5	10.1	-	24.8	28.2	16.8	26.5	30.8	11.9	14
63.8	36.4	63.8	31.6	55.1	60.6	60.7	64.2	62.8	63.2	15
19.9	49.1	26.1	68.4	20.1	11.2	22.5	9.3	6.4	24.9	16
49.2	54.5	60.0	84.2	49.7	58.9	42.9	55.3	40.6	32.8	17
24.3	9.1	17.5	10.5	22.7	25.7	28.1	25.7	29.2	28.6	18
26.5	36.4	22.5	5.3	27.6	15.4	29.0	19.0	30.2	38.6	19
43.5	50.9	29.4	-	43.6	43.5	50.4	38.0	58.2	61.1	20
4.9	5.5	5.8	-	6.5	9.4	10.3	10.8	5.8	6.2	21
40.1	34.5	54.0	89.5	39.0	34.2	29.0	38.4	24.8	24.4	22
8.1	5.5	7.4	10.5	8.1	6.9	6.5	8.0	7.6	7.2	23
3.4	3.6	3.4	-	2.8	6.0	3.8	4.8	3.6	1.1	24
74.8	78.2	82.1	89.5	78.7	78.4	77.6	73.7	72.2	75.5	25
3.4	-	3.3	-	3.8	2.6	0.9	4.2	3.7	1.6	26
7.2	3.6	5.0	10.5	6.5	5.2	6.5	6.7	10.3	8.9	27
6.0	10.9	3.0	-	4.7	8.6	5.6	5.1	6.5	6.3	28
1.9	-	2.0	-	0.9	1.7	2.8	2.6	2.0	3.6	29
1.8	1.8	1.0	-	1.0	0.9	-	2.2	1.5	1.0	30
4.9	5.5	3.6	-	4.4	2.6	6.6	5.5	3.8	3.1	31

TABLE 222 — USAF AIRMEN IN TECHNICAL CAREER FIELDS, BY

LINE NO	SELECTED CHARACTERISTICS AND ATTITUDES	TOTAL	Production Control	Metal Working	Procurement	Finance, Accounting And Auditing	Statistical Analysis Data Processing And Programming
	REASONS IMPORTANT IN MAKING UP MIND						
	To Reenlist:						
1	Adventure, Travel, New Experiences	4.6	1.5	4.7	-	4.0	3.4
2	Like Job And Duty Assignments	11.9	10.8	14.5	20.0	11.2	10.1
3	The Reenlistment Bonus	5.0	1.5	4.8	8.0	3.7	4.1
4	Like Flying And Aviation	1.1	1.5	0.8	4.0	1.4	0.6
5	Good Promotion Opportunities	0.8	-	1.1	-	0.7	1.6
6	Like Military Life	10.3	2.3	8.9	8.0	12.0	7.3
7	Feel The Air Force Is Good Place To Raise Family	3.1	12.4	2.8	4.0	1.1	2.8
8	Opportunities For More Training And Education In The Air Force	8.3	10.0	12.4	4.0	5.5	7.3
9	Family Is In Favor Of Reenlisting	2.0	5.3	3.0	-	2.2	1.2
10	Opportunity To Select Next Base	1.3	2.3	1.1	8.0	3.6	0.7
11	Retirement Benefits	12.6	33.1	11.9	24.0	9.8	14.8
12	Pay, Allowances And Fringe Benefits	2.9	3.1	1.7	-	1.1	2.2
	To Separate:						
13	Civilian Life Offers Greater Career Or Job Opportunities	2.9	0.8	3.9	4.0	5.5	5.7
14	Air Force Life Is Not Suitable For Family Life	1.7	0.7	1.5	-	0.7	1.2
15	Plan On Going To School Or College	5.6	0.8	1.5	4.0	11.6	6.0
16	Feel That Personal Freedom Is Limited Too Much	2.2	-	2.2	-	3.3	2.5
17	Don't Like Military Life In General	2.9	-	3.0	-	4.0	4.4
18	Poor Housing Facilities	0.2	-	-	-	0.4	0.4
19	Family Doesn't Want Airman To Reenlist	0.5	0.8	0.7	-	0.3	0.6
20	Air Force Hasn't Provided The Chance To Do Kind Of Work Liked	3.8	-	1.9	-	3.3	1.9
21	Not Enough Promotion Opportunities	5.2	2.3	8.5	-	6.2	6.3
22	Inadequate School Facilities For Children	0.2	0.8	0.2	-	0.4	0.3
23	Frequent Changes Of Station And Separations From Family	1.2	0.7	0.6	4.0	0.7	1.3
24	Other Reasons Than Shown	9.7	9.3	8.3	8.0	7.3	13.3
	VOLUNTEERED FOR OVERSEAS DUTY						
25	Volunteered For Overseas Service And Application Was Approved	25.0	20.0	19.9	24.0	30.6	23.3
26	Volunteered For Overseas Service And Application Was Disapproved	7.0	4.6	9.3	4.0	5.8	6.6
27	Have Not Volunteered, But Now Overseas	12.3	17.7	12.3	16.0	14.3	15.2
28	Have Not Volunteered Because Not Eligible	9.1	10.0	6.9	16.0	9.1	9.4
29	Have Not Volunteered And Do Not Desire To	30.1	40.7	32.9	32.0	27.0	30.9
30	Have Not Volunteered But Would Like To	16.5	7.0	18.7	8.0	13.2	14.6
	OPINION OF LENGTH OF OVERSEAS TOURS						
31	Not Now Or Have Not Been Overseas	31.6	9.2	31.4	16.0	36.3	28.9
	Not Married And Believe Current Normal 36 Month Tour For Bachelor Airmen Is:						
32	Too Long And Should Be Reduced	13.6	8.4	12.8	12.0	20.7	16.6
33	About Right As It Is	10.0	4.7	12.8	4.0	7.3	8.3
34	Too Short And Should Be Increased	0.9	-	0.4	4.0	-	-
	Married And Believe Current Normal Tour For Married Airmen Unaccompanied By Dependents (18 Months in 36 Month Area):						
35	Should Not Be Increased	38.6	67.7	37.8	60.0	32.4	1.9
36	Be Increased To 24 Months	4.2	8.4	3.2	4.0	2.5	43.0
37	Be Increased To More Than 24 Months	1.1	1.6	1.6	-	0.8	1.3

SELECTED CHARACTERISTICS AND ATTITUDES, WORLDWIDE — 31 MAY 1958 (CONTINUED)

TECHNICAL CAREER FIELD										LINE NO
Administrative	Information	Personnel	Special Investigations	Medicine	Aircrew Protection	Dental	Wire Maintenance	Aircraft Accessories Maintenance	Photographing	
6.4	-	5.2	5.2	4.4	6.8	5.6	4.1	2.4	4.1	1
9.8	20.0	10.6	31.6	13.1	11.1	15.8	15.7	12.4	12.9	2
5.5	5.5	7.7	5.2	4.4	4.3	2.8	6.0	3.6	2.6	3
0.8	-	0.7	-	1.2	2.5	3.8	0.3	1.7	2.6	4
0.6	-	0.3	-	1.2	0.9	1.9	0.7	1.1	-	5
11.8	5.5	13.1	5.3	11.1	17.1	4.6	9.9	7.7	5.2	6
2.1	1.8	3.6	-	3.8	5.1	2.8	3.8	3.6	3.1	7
7.1	7.3	4.7	5.3	7.7	8.6	9.4	10.9	12.4	8.8	8
2.1	1.8	2.0	-	1.6	0.8	3.7	2.2	1.4	0.5	9
1.3	1.8	1.3	5.3	1.1	-	-	-	1.0	6.3	10
13.2	7.3	17.6	26.3	10.1	11.1	7.5	11.8	9.1	1.0	11
3.7	1.8	2.6	5.3	3.6	2.6	0.9	2.9	1.7	8.8	12
2.0	7.3	2.2	-	2.9	0.8	2.8	2.6	4.3	-	13
0.8	1.8	1.2	-	1.5	2.6	-	2.9	3.1	9.3	14
6.5	12.6	4.6	-	8.1	1.7	13.1	3.1	4.3	3.1	15
1.9	3.6	1.6	-	1.5	2.6	1.0	1.6	3.0	6.3	16
2.5	1.8	2.2	-	2.1	4.3	1.8	2.0	5.2	-	17
0.1	-	0.3	-	0.4	-	-	0.3	0.5	-	18
0.4	-	0.1	-	0.2	-	1.0	-	0.4	4.1	19
6.3	5.5	2.2	-	3.9	4.2	3.7	3.2	1.9	9.3	20
4.8	7.3	3.1	-	4.5	3.4	11.2	4.1	7.9	-	21
0.1	-	0.1	-	0.2	-	-	-	0.3	1.1	22
0.6	-	0.8	-	1.2	-	0.9	1.9	1.5	9.8	23
9.6	7.3	12.2	10.5	10.2	9.5	5.7	10.0	9.5	1.1	24
28.5	29.1	26.0	47.4	28.2	16.2	22.4	23.9	18.7	21.8	25
5.5	1.8	6.0	-	6.3	8.5	3.7	5.1	11.4	9.9	26
12.9	16.4	8.4	26.3	10.0	13.7	13.1	27.8	9.1	13.6	27
9.5	12.7	11.5	-	10.0	7.7	7.5	10.2	6.2	9.9	28
27.7	27.3	33.9	26.3	26.6	35.9	34.6	24.6	32.1	28.6	29
15.9	12.7	14.2	-	18.9	18.0	18.7	8.4	22.5	16.2	30
30.2	29.1	23.8	-	33.7	35.8	38.6	14.0	45.6	41.0	31
12.8	10.9	11.0	-	12.6	8.6	14.2	19.2	15.1	16.3	32
11.5	12.7	7.4	5.3	9.9	6.8	7.5	15.6	8.5	14.2	33
1.2	-	0.7	5.3	0.8	0.9	1.9	1.3	1.0	0.6	34
41.4	43.7	52.8	73.7	39.0	45.3	35.9	46.3	28.4	23.6	35
1.8	1.8	2.8	10.5	2.8	1.7	0.9	2.3	1.2	2.7	36
1.1	1.8	1.5	5.2	1.2	0.9	1.0	1.3	0.2	1.6	37

TABLE 222 — USAF AIRMEN IN TECHNICAL CAREER FIELDS, BY

LINE NO	SELECTED CHARACTERISTICS AND ATTITUDES	TOTAL	Production Control	Metal Working	Procurement	Finance Accounting And Auditing	Statistical Analysis Data Processing And Programming
	EVALUATION OF AIRMEN BASED ON "AIRMAN PERFORMANCE REPORT"						
	On Last Report:						
1	An Unsatisfactory Airman	1.2	-	1.1	4.2	1.7	0.5
2	An Acceptable Airman	3.6	1.9	5.2	4.2	4.6	1.5
3	A Good Airman	14.6	9.9	21.7	16.6	13.3	15.2
4	A Very Good Airman	32.1	26.8	36.0	29.2	31.2	31.5
5	An Exceptional Airman Of Great Value To The Service	38.2	51.4	31.2	41.6	37.0	39.1
6	One Of The Very Few Outstanding Airmen I Know	10.3	10.0	4.8	4.2	12.2	12.2
7	No Report	(38.0)	(22.3)	(45.2)	(4.0)	(59.0)	(37.9)
	On Next To Last Report:						
8	An Unsatisfactory Airman	1.2	-	1.5	5.3	1.6	-
9	An Acceptable Airman	2.8	2.3	2.2	-	3.2	2.5
10	A Good Airman	14.7	3.6	25.5	5.3	8.1	18.0
11	A Very Good Airman	24.7	29.8	26.1	10.5	29.8	21.8
12	An Exceptional Airman Of Great Value To The Service	44.5	50.0	38.3	73.6	44.3	47.4
13	One Of The Very Few Outstanding Airmen I Know	12.1	14.3	6.4	5.3	13.0	10.3
14	No Report	(53.7)	(35.4)	(59.3)	(24.0)	(87.3)	(50.8)
	NUMBER OF "AIRMEN PERFORMANCE REPORTS" IN AIRMAN'S FILE (AP FORM 75)						
	None In Present Grade And Total Number Of Reports In All Grades Is:						
15	None	41.6	17.6	50.4	8.0	41.2	39.3
16	One	4.7	1.7	2.7	-	5.5	6.4
17	Two	3.2	5.9	3.2	4.0	6.3	5.4
18	Three	1.2	1.6	0.7	-	2.0	2.0
19	Four	0.5	0.9	0.5	-	0.3	0.4
20	Five Or More	0.2	-	0.2	4.0	-	-
	One In Present Grade And Total Number Of Reports In All Grades Is:						
21	One	16.7	13.4	17.1	20.0	16.9	11.8
22	Two	3.3	8.4	1.9	4.0	3.5	4.7
23	Three	1.1	2.6	0.2	-	1.2	1.0
24	Four	0.4	1.6	0.7	-	2.0	0.7
25	Five Or More	0.2	0.9	-	-	0.3	-
	Two In Present Grade And Total Number Of Reports In All Grades Is:						
26	Two	9.9	15.1	7.1	16.0	9.4	9.1
27	Three	1.8	2.5	2.0	4.0	2.3	1.3
28	Four	1.1	-	1.6	-	1.2	1.0
29	Five	0.1	-	0.2	-	-	0.4
30	Six Or More	0.1	-	-	-	-	0.3
	Three In Present Grade And Total Number Of Reports In All Grades Is:						
31	Three	6.6	19.3	6.4	20.0	4.3	6.0
32	Four	1.0	1.7	0.5	-	0.4	1.7
33	Five	0.3	-	0.4	-	0.4	-
34	Six Or More	-	-	-	-	-	-
	Four In Present Grade And Total Number Of Reports In All Grades Is:						
35	Four	4.3	4.2	3.7	16.0	2.4	4.7
36	Five	0.2	-	-	-	-	0.7
37	Six Or More	0.1	0.9	-	-	-	0.4
	Five Or More In Present Grade And Total Number Of Reports In All Grades Is:						
38	Five	0.9	1.7	0.2	4.0	0.4	1.6
39	Six	0.3	-	0.3	-	-	0.7
40	Seven Or More	0.2	-	-	-	-	0.4

SELECTED CHARACTERISTICS AND ATTITUDES, WORLDWIDE – 31 MAY 1958 (CONTINUED)

TECHNICAL CAREER FIELD										LINE NO
Administrative	Information	Personnel	Special Investigations	Medicine	Aircrew Protection	Dental	Wire Maintenance	Aircraft Accessories Maintenance	Photographing	
0.8	-	0.5	-	1.7	1.4	1.7	1.0	3.1	0.9	1
3.1	5.6	2.9	-	4.2	1.3	-	2.8	5.6	3.9	2
12.4	11.1	8.1	-	17.5	13.9	13.3	18.4	22.8	15.5	3
29.9	25.0	23.8	16.7	39.5	37.5	44.8	38.1	36.5	36.9	4
42.3	47.2	46.4	61.1	31.0	36.1	34.5	33.7	27.4	37.9	5
11.5	11.1	18.3	22.2	6.1	9.8	5.2	6.0	4.6	4.9	6
(37.6)	(34.5)	(23.7)	(5.3)	(34.5)	(38.5)	(45.8)	(41.2)	(52.1)	(46.6)	7
0.9	-	0.6	-	1.2	-	-	2.4	3.7	-	8
2.6	-	1.8	-	2.2	4.5	2.8	4.0	6.1	1.4	9
12.2	10.7	6.8	5.6	20.0	4.5	11.1	20.0	23.5	22.5	10
24.2	17.9	15.8	11.1	34.0	40.9	41.7	25.6	25.1	28.2	11
45.0	57.1	53.7	44.4	36.7	36.4	41.7	40.0	37.8	46.5	12
15.1	14.3	21.3	38.9	5.9	13.7	2.7	8.0	3.8	1.4	13
(52.8)	(49.1)	(40.3)	(5.3)	(53.4)	(62.4)	(66.4)	(60.1)	(64.2)	(63.2)	14
40.7	35.8	26.3	-	37.1	43.4	45.6	42.3	60.4	51.9	15
3.6	5.6	5.1	-	5.9	4.4	6.8	6.8	4.7	6.6	16
2.8	3.8	2.5	-	3.6	3.5	2.9	3.4	2.7	2.2	17
1.2	-	1.5	-	0.7	3.4	-	1.4	0.9	-	18
0.7	1.9	0.8	-	0.4	-	-	0.3	0.5	0.6	19
0.3	-	0.1	-	0.4	-	-	0.4	0.3	-	20
16.0	20.8	17.4	-	21.5	20.0	20.4	19.1	13.7	14.9	21
2.5	5.7	3.4	-	4.2	6.1	2.9	5.1	2.2	5.0	22
0.7	-	1.2	-	1.3	-	-	1.7	1.3	2.2	23
0.1	-	0.4	-	0.7	0.9	-	0.3	0.3	-	24
0.2	-	0.3	-	-	-	1.0	-	0.1	-	25
11.6	11.3	12.3	16.7	11.6	8.7	7.7	8.2	5.1	7.7	26
1.3	-	2.4	-	1.7	1.7	1.0	2.8	1.5	2.8	27
1.3	3.8	0.8	-	1.0	0.9	4.9	0.3	1.0	1.1	28
0.1	-	-	-	0.1	-	-	-	-	-	29
0.1	-	0.2	-	-	-	-	-	0.2	-	30
8.0	9.4	10.9	16.7	5.1	4.3	4.8	3.1	2.6	2.2	31
0.9	-	2.2	-	1.3	0.9	-	0.3	0.3	0.5	32
0.3	-	0.3	-	0.4	-	-	0.7	0.1	-	33
-	-	-	-	-	-	-	-	-	0.6	34
5.9	1.9	8.2	27.7	2.1	1.8	2.0	2.7	1.4	1.1	35
0.3	-	0.6	-	-	-	-	0.4	-	-	36
0.1	-	0.1	-	-	-	-	-	-	-	37
0.8	-	2.4	16.7	0.5	-	-	0.3	0.5	-	38
0.2	-	0.6	22.2	0.4	-	-	-	0.2	-	39
0.3	-	-	-	-	-	-	0.4	-	0.6	40

TABLE 222— USAF AIRMEN IN TECHNICAL CAREER FIELDS, BY

LINE NO	SELECTED CHARACTERISTICS AND ATTITUDES	TOTAL	Production Control	Metal Working	Procurement	Finance Accounting And Auditing	Statistical Analysis Data Processing And Programming
	SATISFACTION WITH CURRENT STATION OF ASSIGNMENT						
1	Very Well Satisfied	23.6	31.5	18.4	24.0	24.4	20.5
2	Satisfied	28.1	26.1	26.0	44.0	29.9	28.0
3	Neither Good Nor Bad	20.9	13.1	23.4	4.0	20.1	24.0
4	Dissatisfied	12.3	12.3	14.4	16.0	12.0	14.5
5	Very Dissatisfied	15.1	17.0	17.8	12.0	13.6	13.0
	ADEQUACY OF QUARTERS DURING CURRENT TOUR OR LAST FOUR YEARS						
	Adequate Most Of The Time And Usually Of This Type:						
6	Government Owned	43.5	25.3	44.8	24.0	47.8	41.8
7	Owned By Airman Or His Family	9.6	27.0	8.1	12.0	10.9	10.2
8	Other Privately Owned	23.3	24.6	24.8	32.0	23.4	22.4
9	Other	4.9	3.8	4.8	-	3.3	7.0
	Inadequate Most Of The Time And Usually Of This Type:						
10	Government Owned	9.4	8.5	9.8	20.0	9.1	8.6
11	Owned By Airman Or His Family	0.3	-	0.5	4.0	0.3	0.7
12	Other Privately Owned	7.7	10.8	5.8	8.0	4.4	7.7
13	Other	1.3	-	1.4	-	0.8	1.6
	WORKING WITHIN OWN AFSC						
14	Yes	83.0	70.7	87.2	88.0	-	85.7
15	No, But The Work Is Related To My AFSC	9.8	17.7	6.5	8.0	-	5.1
16	No, And The Work Is Not Related To My AFSC	5.4	11.6	5.0	4.0	-	7.6
17	Don't Know	1.8	-	1.3	-	-	1.6
	DUTIES LAST TWELVE (12) MONTHS WITHIN OWN AFSC						
18	Yes, 100 Per Cent Within It	59.3	48.4	55.9	76.0	78.1	68.1
19	No, 90 Through 99 Per Cent Within It	11.3	8.5	13.2	4.0	9.1	9.8
20	No, 80 Through 89 Per Cent Within It	5.8	9.2	6.6	-	1.8	2.2
21	No, 70 Through 79 Per Cent Within It	4.2	3.1	4.9	4.0	0.7	4.1
22	No, 60 Through 69 Per Cent Within It	2.1	3.1	2.0	-	1.9	1.9
23	No, 50 Through 59 Per Cent Within It	5.0	10.7	5.0	-	1.8	3.8
24	No, 40 Through 49 Per Cent Within It	1.5	1.6	1.3	4.0	1.1	0.9
25	No, 30 Through 39 Per Cent Within It	1.5	1.5	1.5	-	0.7	1.9
26	No, 20 Through 29 Per Cent Within It	1.1	2.3	0.9	4.0	1.1	-
27	No, 10 Through 19 Per Cent Within It	1.1	0.8	1.1	-	-	1.3
28	No, Less Than 10 Per Cent	4.4	10.0	4.7	8.0	2.2	3.7
29	Don't Know	2.7	0.8	2.9	-	1.5	2.3

Source: Sample Survey, Personnel Statistics Division, Directorate of Statistical Services, Comptroller of the Air Force.

SELECTED CHARACTERISTICS AND ATTITUDES, WORLDWIDE – 31 MAY 1958 (CONTINUED)

TECHNICAL CAREER FIELD										LINE NO
Administrative	Information	Personnel	Special Investigations	Medicine	Aircrew Protection	Dental	Wire Maintenance	Aircraft Accessories Maintenance	Photographing	
27.3	35.2	28.9	26.3	20.8	19.6	24.5	24.2	16.6	21.5	1
27.2	24.0	27.9	42.1	29.6	29.9	38.7	31.0	26.5	27.9	2
20.7	14.8	17.5	21.1	21.4	21.4	17.9	18.9	24.6	20.6	3
10.6	13.0	10.8	10.5	12.8	17.1	8.5	11.8	14.3	16.3	4
14.2	13.0	14.9	-	15.4	12.0	10.4	14.1	18.0	13.7	5
44.2	56.4	37.4	15.8	40.5	43.9	44.7	42.4	50.2	53.9	6
9.7	7.3	13.1	10.5	7.7	6.9	9.5	6.8	7.6	5.2	7
22.5	19.9	22.0	47.5	27.7	21.6	22.9	27.4	21.2	16.8	8
5.3	1.8	5.4	5.2	4.9	1.7	1.9	5.8	4.5	4.2	9
9.2	7.3	10.0	15.8	9.4	12.1	12.4	7.3	9.0	10.9	10
0.3	-	0.3	-	0.4	-	0.9	0.3	0.3	-	11
7.6	7.3	9.8	5.2	7.9	12.0	6.7	8.7	6.1	8.4	12
1.2	-	2.0	-	1.5	1.8	1.0	1.3	1.1	0.6	13
79.4	90.9	86.3	89.5	82.9	85.0	90.5	72.9	85.4	80.6	14
13.6	5.5	6.6	10.5	10.1	7.1	4.7	18.0	7.6	8.9	15
6.1	3.6	4.7	-	3.6	1.7	3.8	7.1	5.0	9.9	16
0.9	-	2.4	-	3.4	6.2	1.0	2.0	2.0	0.6	17
55.1	56.4	69.0	89.5	59.9	67.5	71.9	44.2	55.2	53.6	18
11.6	12.7	7.7	-	10.9	6.0	12.2	14.7	14.8	11.5	19
6.4	9.1	4.6	-	5.3	4.2	3.7	7.1	7.3	6.7	20
4.9	3.6	3.9	-	3.1	1.7	1.9	5.1	4.6	6.8	21
2.5	5.5	1.8	-	2.6	1.7	2.8	2.2	1.3	1.6	22
6.2	5.5	3.4	-	5.2	6.0	3.7	6.8	4.7	4.1	23
2.3	-	0.6	-	1.8	0.9	-	1.6	1.4	2.6	24
1.9	1.8	0.9	-	1.6	1.7	-	1.6	1.0	1.1	25
1.7	-	0.3	-	1.0	-	-	2.5	1.3	0.5	26
1.5	-	0.8	-	1.4	2.6	-	2.3	0.7	-	27
4.3	3.6	4.0	10.5	2.7	2.5	1.9	9.0	4.0	10.9	28
1.6	1.8	3.0	-	4.5	5.2	1.9	2.9	3.7	0.6	29

TABLE 223 — USAF AIRMEN IN SEMI-TECHNICAL CAREER FIELDS, BY

LINE NO	SELECTED CHARACTERISTICS AND ATTITUDES	TOTAL	Photographic	Motorized And Miscellaneous Equipment Maintenance	Construction	Utilities	Fire Fighting
1	PER CENT - TOTAL	100.0	100.0	100.0	100.0	100.0	100.0
	MARITAL STATUS AND DEPENDENTS						
	Not Married (Widowed, Divorced, Legally Separated Or Never Married) Having:						
2	No Dependent Children	42.5	40.7	39.5	47.0	56.6	48.5
3	Dependent Children	2.7	2.8	1.2	3.7	1.7	2.6
	Married, Having:						
4	Wife And No Dependent Children	14.0	12.2	15.1	15.1	12.8	14.7
5	Wife And One Dependent Child	15.2	15.7	16.9	10.8	13.5	10.6
6	Other	25.6	28.6	27.3	23.4	15.4	23.6
	GRADE IN WHICH SERVING						
7	Master Sergeant	4.6	8.5	4.5	5.6	3.6	2.3
8	Technical Sergeant	6.5	10.0	7.6	2.6	5.9	3.0
9	Staff Sergeant	21.8	17.2	22.9	17.6	16.9	16.4
10	Airman First Class	22.5	26.4	18.5	21.2	13.2	20.6
11	Airman Second Class	24.1	29.3	30.4	20.7	26.1	26.6
12	Airman Third Class	18.1	6.4	14.4	28.0	32.1	28.5
13	Airman Basic	2.4	2.2	1.7	4.3	2.2	2.6
	EDUCATIONAL LEVEL						
14	High School Nongraduate Or Lower	42.2	15.0	46.5	53.8	42.4	55.1
15	High School Graduate	50.0	58.5	47.7	43.1	52.5	41.2
16	College Nongraduate Or Higher	7.8	26.5	5.8	3.1	5.1	3.7
	AIR FORCE REENLISTMENT INTENT						
17	Plan To Reenlist	54.8	55.4	53.7	53.9	44.6	52.2
18	Undecided	23.8	20.5	26.9	24.7	29.8	23.7
19	No	21.4	24.1	19.4	21.4	25.6	24.1
	NUMBER OF ENLISTMENTS SERVED						
20	On First Air Force Enlistment With No Other Active Duty Service Time	40.3	33.5	42.1	45.1	52.3	48.5
21	On First Air Force Enlistment With Some Other Active Duty Service (Army, Navy, Marine, Or Coast Guard	7.0	10.0	8.6	8.0	10.9	7.4
	On Second (Or Later) Air Force Enlistment And On Last Reenlistment:						
22	Reenlisted Immediately (Within 24 Hours)	40.9	49.3	38.4	35.3	28.8	35.1
23	Reenlisted Within 2 - 90 Days	9.0	5.0	8.7	8.3	5.2	7.0
24	Reenlisted After 90 Days	2.8	2.2	2.2	3.3	2.8	2.0
	EFFECT OF PAY RAISE ON AIR FORCE CAREER PLANS						
25	Did Not Change Plans	74.5	76.4	73.8	70.4	75.6	79.0
	Plans Have Changed From:						
26	Separating To Remaining	4.7	2.1	4.3	6.1	4.1	4.2
27	Separating To Undecided	6.4	6.5	7.8	4.1	5.3	5.2
28	Undecided To Remaining	5.2	6.4	5.1	4.5	5.3	6.0
29	Undecided To Separating	2.3	1.4	2.1	4.0	3.5	1.7
30	Remaining To Separating	1.7	0.7	1.2	1.6	0.7	1.5
31	Remaining To Undecided	5.2	6.5	5.7	9.3	5.5	2.4

SELECTED CHARACTERISTICS AND ATTITUDES, WORLDWIDE – 31 MAY 1958

SEMI-TECHNICAL CAREER FIELD										LINE NO
Fabric, Leather, And Rubber	Marine a/	Trans-portation	Food Service	Supply	Printing	Special Services	Band	Air Police		
100.0		100.0	100.0	100.0	100.0	100.0	100.0	100.0		1
44.2		38.4	28.8	43.7	48.2	31.0	51.7	46.0		2
1.1		3.3	4.2	2.8	1.9	2.3	-	2.1		3
16.1		13.3	15.1	13.2	12.9	15.5	13.8	14.3		4
20.1		17.1	16.5	14.6	11.0	19.4	18.4	15.7		5
18.5		27.9	35.4	25.7	26.0	31.8	16.1	21.9		6
1.1		3.5	4.9	7.2	1.9	5.4	3.5	1.9		7
5.7		4.7	6.7	9.4	9.2	8.5	13.8	3.3		8
24.2		22.5	32.5	20.8	20.4	24.0	17.2	20.2		9
19.0		28.0	27.1	20.5	14.8	17.1	16.1	27.1		10
35.6		17.3	17.7	24.1	35.2	23.2	25.3	26.5		11
13.2		21.8	9.7	15.9	16.6	19.4	24.1	17.5		12
1.2		2.2	1.4	2.1	1.9	2.4	-	3.5		13
48.2		54.9	59.5	32.4	29.6	24.8	8.0	35.7		14
48.3		40.2	36.1	57.9	55.6	48.8	51.7	56.0		15
3.5		4.9	4.4	9.7	14.8	26.4	40.3	8.3		16
52.2		58.9	67.9	56.0	35.2	56.7	32.6	49.0		17
26.5		23.1	15.8	23.8	33.3	18.1	25.5	25.2		18
21.3		18.0	16.3	20.2	31.5	25.2	41.9	25.8		19
47.1		32.5	24.7	39.2	55.6	43.4	64.4	46.2		20
5.1		8.5	4.1	5.5	3.7	10.0	1.1	7.6		21
39.7		46.7	57.8	42.3	29.6	34.9	25.3	34.1		22
6.3		9.5	10.1	10.3	9.3	9.3	4.6	8.7		23
1.8		2.8	3.3	2.7	1.8	2.4	4.6	3.4		24
66.6		73.4	74.4	75.0	71.7	74.0	77.9	75.0		25
6.3		6.3	5.0	4.1	1.9	6.3	3.5	4.8		26
9.8		5.1	4.7	6.3	11.3	7.9	10.5	8.3		27
6.9		5.7	4.6	5.8	3.8	3.9	2.3	4.5		28
2.9		2.0	2.0	2.2	5.7	1.6	1.2	2.3		29
1.7		1.9	2.0	1.9	-	3.1	-	1.5		30
5.8		5.6	7.3	4.7	5.6	3.2	4.6	3.6		31

TABLE 223 — USAF AIRMEN IN SEMI-TECHNICAL CAREER FIELDS, BY

LINE NO	SELECTED CHARACTERISTICS AND ATTITUDES	TOTAL	Photographic	Motorized And Miscellaneous Equipment Maintenance	Construction	Utilities	Fire Fighting
	REASONS IMPORTANT IN MAKING UP MIND						
	To Reenlist:						
1	Adventure, Travel, New Experiences	6.8	6.5	5.3	8.0	7.8	8.1
2	Like Job And Duty Assignments	11.2	14.6	10.8	14.8	10.8	12.1
3	The Reenlistment Bonus	4.2	2.2	4.0	3.0	3.9	5.6
4	Like Flying And Aviation	1.2	2.2	0.9	1.2	1.0	1.3
5	Good Promotion Opportunities	0.9	0.7	0.9	1.2	1.5	0.8
6	Like Military Life	13.3	16.1	11.0	12.1	10.2	13.5
7	Feel The Air Force Is Good Place To Raise Family	4.2	0.7	4.5	4.3	2.6	3.0
8	Opportunities For More Training And Education In The Air Force	10.1	5.9	13.3	9.5	15.1	11.1
9	Family Is In Favor Of Reenlisting	2.6	2.1	3.3	3.1	1.6	2.6
10	Opportunity To Select Next Base	1.1	0.8	1.4	0.5	0.5	0.8
11	Retirement Benefits	11.3	11.7	12.7	8.8	9.5	8.8
12	Pay, Allowances And Fringe Benefits	2.5	1.4	2.9	2.8	0.9	2.1
	To Separate:						
13	Civilian Life Offers Greater Career Or Job Opportunities	1.9	2.9	2.4	1.7	2.6	1.7
14	Air Force Life Is Not Suitable For Family Life	1.0	0.8	1.4	0.9	1.4	1.1
15	Plan On Going To School Or College	3.6	3.6	2.7	2.9	5.5	3.0
16	Feel That Personal Freedom Is Limited Too Much	1.7	1.5	1.7	2.1	2.3	1.7
17	Don't Like Military Life In General	2.5	3.6	3.3	3.3	2.8	3.4
18	Poor Housing Facilities	0.2	-	0.3	-	0.1	-
19	Family Doesn't Want Airman To Reenlist	0.5	-	1.0	0.7	0.4	0.7
20	Air Force Hasn't Provided The Chance To Do Kind Of Work Liked	5.2	2.2	2.2	6.5	4.5	5.9
21	Not Enough Promotion Opportunities	5.5	6.6	5.2	4.2	6.1	4.5
22	Inadequate School Facilities For Children	0.2	-	0.6	-	-	-
23	Frequent Changes Of Station And Separations From Family	0.7	2.9	0.7	0.7	1.0	0.5
24	Other Reasons Than Shown	7.6	11.0	7.5	7.7	7.9	7.7
	VOLUNTEERED FOR OVERSEAS DUTY						
25	Volunteered For Overseas Service And Application Was Approved	27.8	30.0	24.3	24.5	23.5	29.6
26	Volunteered For Overseas Service And Application Was Disapproved	5.9	5.0	5.7	3.8	5.1	3.4
27	Have Not Volunteered, But Now Overseas	16.1	14.2	22.5	15.6	19.7	14.5
28	Have Not Volunteered Because Not Eligible.	8.3	11.5	8.3	10.2	10.7	5.8
29	Have Not Volunteered And Do Not Desire To.	24.8	26.4	24.9	26.7	24.0	23.8
30	Have Not Volunteered But Would Like To	17.1	12.9	14.3	19.2	17.0	22.9
	OPINION OF LENGTH OF OVERSEAS TOURS						
31	Not Now Or Have Not Been Overseas	22.9	24.2	17.7	33.9	28.0	31.3
	Not Married And Believe Current Normal 36 Month Tour For Bachelor Airmen Is:						
32	Too Long And Should Be Reduced	16.2	12.9	17.0	11.1	17.9	15.8
33	About Right As It Is	14.1	15.7	13.7	14.1	18.3	12.6
34	Too Short And Should Be Increased	1.4	-	1.1	1.5	1.1	0.6
	Married And Believe Current Normal Tour For Married Airmen Unaccompanied By Dependents (18 Months in 36 Month Area):						
35	Should Not Be Increased	40.9	42.2	45.7	35.8	31.0	35.4
36	Be Increased To 24 Months	2.8	2.1	2.6	2.6	2.5	3.4
37	Be Increased To More Than 24 Months	1.7	2.9	2.2	1.0	1.2	0.9

SELECTED CHARACTERISTICS AND ATTITUDES, WORLDWIDE — 31 MAY 1958 (CONTINUED)

SEMI-TECHNICAL CAREER FIELD										
Fabric, Leather, And Rubber	Marine a/	Trans-portation	Food Service	Supply	Printing	Special Services	Band	Air Police		LINE NO
5.7		7.2	6.4	7.0	7.4	8.0	4.7	6.5		1
13.3		13.7	12.4	9.9	25.9	15.2	17.6	8.2		2
4.6		3.9	4.1	4.1	5.6	4.8	3.5	4.4		3
0.6		2.7	0.6	1.2	-	-	-	1.2		4
-		0.8	1.0	0.7	-	-	1.2	0.8		5
9.3		13.8	18.4	13.9	3.6	8.8	3.5	13.3		6
4.6		4.6	5.7	4.2	-	3.2	2.4	4.2		7
9.2		9.8	7.4	10.2	7.4	8.8	2.4	9.1		8
6.4		3.0	2.3	2.4	1.9	0.8	-	2.8		9
0.6		1.1	1.5	1.4	-	0.8	-	1.0		10
13.9		9.6	14.2	12.8	7.4	10.4	5.9	9.4		11
1.7		2.9	3.0	2.6	-	0.8	4.7	2.4		12
1.7		1.7	0.9	2.1	3.7	3.2	8.2	1.6		13
0.6		0.6	0.8	0.9	5.6	1.6	1.2	1.2		14
1.7		1.9	1.5	3.7	3.7	4.8	17.6	5.0		15
2.4		1.3	0.6	1.8	-	1.6	-	2.4		16
0.5		2.3	2.1	2.2	7.4	3.2	9.4	2.3		17
-		0.3	-	0.2	-	-	-	0.1		18
-		0.2	0.2	0.6	-	-	-	0.8		19
5.8		5.9	4.4	4.6	3.7	3.2	1.2	7.6		20
9.3		4.5	4.1	5.2	7.4	9.6	5.9	7.3		21
0.5		0.1	0.1	0.3	-	0.8	-	0.2		22
-		0.7	0.5	0.4	1.9	0.8	2.4	0.9		23
7.6		7.4	7.8	7.6	7.4	9.6	8.2	7.3		24
16.6		29.1	30.2	26.2	24.0	24.0	14.0	34.2		25
6.9		6.9	6.4	6.4	3.7	3.9	7.0	5.9		26
13.2		13.5	12.1	16.6	16.7	13.9	15.1	16.4		27
6.4		7.1	7.6	8.7	5.6	4.7	11.6	8.3		28
32.7		25.4	26.8	25.0	31.5	29.4	39.5	20.6		29
24.2		18.0	16.9	17.1	18.5	24.1	12.8	14.6		30
37.3		20.5	15.6	20.9	46.2	31.0	51.7	22.6		31
14.9		12.6	12.2	17.0	11.5	12.4	12.6	21.9		32
8.7		15.2	15.2	14.5	9.6	7.7	4.6	12.9		33
2.3		1.8	1.9	1.2	-	2.3	1.2	1.4		34
31.6		45.6	47.9	42.3	30.8	42.7	25.3	37.3		35
4.0		2.2	4.8	2.5	1.9	1.5	3.4	2.2		36
1.2		2.1	2.4	1.6	-	2.4	1.2	1.7		37

TABLE 223 — USAF AIRMEN IN SEMI-TECHNICAL CAREER FIELDS, BY

LINE NO	SELECTED CHARACTERISTICS AND ATTITUDES	TOTAL	Photographic	Motorized And Miscellaneous Equipment Maintenance	Construction	Utilities	Fire Fighting
	EVALUATION OF AIRMEN BASED ON "AIRMAN PERFORMANCE REPORT"						
	On Last Report:						
1	An Unsatisfactory Airman	1.6	-	1.4	3.0	2.5	1.6
2	An Acceptable Airman	3.7	1.1	4.0	3.4	5.4	5.2
3	A Good Airman	20.6	25.0	21.7	21.0	24.2	32.1
4	A Very Good Airman	37.9	26.1	35.5	37.8	33.7	32.9
5	An Exceptional Airman Of Great Value To The Service	30.2	41.3	32.2	28.7	26.7	25.0
6	One Of The Very Few Outstanding Airmen I Know	6.0	6.5	5.2	6.1	7.5	3.2
7	No Report	(39.1)	(34.3)	(42.1)	(45.2)	(53.3)	(44.8)
	On Next To Last Report:						
8	An Unsatisfactory Airman	1.2	2.9	1.7	3.5	1.7	0.5
9	An Acceptable Airman	3.6	2.9	5.0	4.1	6.9	3.5
10	A Good Airman	19.1	26.1	15.8	23.4	27.0	24.6
11	A Very Good Airman	31.8	27.5	32.3	31.6	22.4	39.8
12	An Exceptional Airman Of Great Value To The Service	38.3	33.3	38.9	31.0	37.4	28.1
13	One Of The Very Few Outstanding Airmen I Know	6.0	7.3	6.3	6.4	4.6	3.5
14	No Report	(54.2)	(50.7)	(58.5)	(59.8)	(66.1)	(54.9)
	NUMBER OF "AIRMEN PERFORMANCE REPORTS" IN AIRMAN'S FILE (AF FORM 75)						
	None In Present Grade And Total Number Of Reports In All Grades Is:						
15	None	42.8	43.4	44.0	52.1	62.6	54.1
16	One	4.0	5.1	4.6	3.5	3.3	3.2
17	Two	2.8	-	3.4	3.2	1.8	2.5
18	Three	1.1	0.7	0.9	1.5	1.0	1.1
19	Four	0.4	-	0.1	0.2	0.4	0.3
20	Five Or More	0.2	-	0.2	-	-	-
	One In Present Grade And Total Number Of Reports In All Grades Is:						
21	One	16.9	16.0	16.3	16.0	14.8	14.9
22	Two	3.2	3.6	3.2	1.8	1.9	3.7
23	Three	0.9	0.7	1.4	1.0	0.8	0.6
24	Four	0.3	-	0.5	0.5	0.4	0.3
25	Five Or More	0.1	-	-	-	-	-
	Two In Present Grade And Total Number Of Reports In All Grades Is:						
26	Two	12.0	15.2	11.7	8.4	3.9	10.9
27	Three	1.5	1.5	1.5	0.5	2.1	0.4
28	Four	0.7	0.7	0.5	0.3	0.4	0.2
29	Five	0.2	-	0.2	0.2	-	-
30	Six Or More	-	-	-	0.3	0.4	-
	Three In Present Grade And Total Number Of Reports In All Grades Is:						
31	Three	7.3	5.8	5.7	5.0	3.7	5.0
32	Four	0.9	0.7	0.9	0.7	-	1.4
33	Five	0.2	-	0.3	-	0.4	-
34	Six Or More	0.1	-	0.2	0.3	-	-
	Four In Present Grade And Total Number Of Reports In All Grades Is:						
35	Four	3.3	5.8	2.5	3.0	1.4	0.7
36	Five	0.2	-	0.3	0.5	-	0.2
37	Six Or More	0.1	-	-	0.2	0.2	-
	Five Or More In Present Grade And Total Number Of Reports In All Grades Is:						
38	Five	0.6	0.8	1.1	0.5	0.5	0.5
39	Six	0.1	-	0.3	0.3	-	-
40	Seven Or More	0.1	-	0.2	-	-	-

SELECTED CHARACTERISTICS AND ATTITUDES, WORLDWIDE – 31 MAY 1958 (CONTINUED)

SEMI-TECHNICAL CAREER FIELD										LINE NO
Fabric, Leather, And Rubber	Marine a/	Trans-portation	Food Service	Supply	Printing	Special Services	Band	Air Police		
1.9		1.9	1.4	1.4	2.9	2.3	4.0	1.3		1
1.9		4.5	5.6	2.4	8.6	3.5	-	3.5		2
26.0		21.3	19.3	15.7	11.4	18.6	18.0	25.2		3
36.5		39.6	41.7	37.9	48.6	37.2	34.0	38.6		4
30.8		27.5	27.2	35.6	22.9	34.9	30.0	25.3		5
2.9		5.2	4.8	7.0	5.6	3.5	14.0	6.1		6
(40.2)		(36.8)	(26.0)	(37.6)	(35.2)	(33.4)	(42.5)	(41.6)		7
-		0.8	0.7	1.3	-	1.8	8.6	0.8		8
4.3		5.2	3.5	2.3	3.6	1.8	2.9	3.2		9
20.3		19.1	17.9	14.3	25.0	21.0	14.3	24.8		10
31.9		34.0	35.7	28.6	32.1	29.8	20.0	34.3		11
37.7		35.2	37.0	45.3	39.3	38.6	48.5	33.4		12
5.8		5.7	5.2	8.2	-	7.0	5.7	3.5		13
(60.3)		(51.4)	(42.7)	(52.3)	(48.1)	(55.8)	(59.8)	(57.5)		14
47.2		38.3	27.6	40.2	38.9	38.7	42.5	46.6		15
4.3		3.7	5.1	3.8	7.3	4.8	2.5	3.8		16
1.2		3.4	3.5	2.9	1.9	1.6	2.5	2.3		17
0.6		0.5	1.2	1.2	1.9	-	2.5	1.6		18
-		0.5	0.2	0.6	1.9	-	-	0.4		19
-		-	0.3	0.1	-	-	1.2	0.1		20
20.3		16.0	18.9	17.5	12.9	19.4	25.0	16.5		21
1.2		4.9	1.9	3.2	-	4.0	1.3	4.1		22
1.2		1.1	0.7	0.8	-	2.4	1.3	0.9		23
0.6		0.5	0.3	0.2	1.9	0.8	-	0.3		24
-		0.2	0.1	0.1	-	-	-	-		25
11.1		15.3	16.0	11.5	12.9	12.1	12.5	11.9		26
1.8		1.3	1.7	2.0	3.7	2.4	1.2	1.1		27
0.6		0.8	0.9	1.0	-	1.7	1.2	0.6		28
0.6		0.3	0.2	0.2	-	-	-	-		29
-		-	-	0.1	-	-	-	-		30
5.6		9.3	12.7	7.9	9.2	6.4	2.5	5.4		31
1.2		0.5	1.0	0.8	1.9	1.6	3.8	0.7		32
-		-	0.3	0.4	-	-	-	0.1		33
-		-	-	-	1.9	-	-	0.3		34
1.8		2.7	6.1	4.0	3.7	3.2	-	2.5		35
-		0.1	0.4	0.2	-	0.9	-	0.3		36
-		-	-	0.1	-	-	-	0.2		37
0.7		0.4	0.7	1.0	-	-	-	0.2		38
-		0.2	0.2	0.1	-	-	-	0.1		39
-		-	-	0.1	-	-	-	-		40

TABLE 223 — USAF AIRMEN IN SEMI-TECHNICAL CAREER FIELDS, BY

LINE NO	SELECTED CHARACTERISTICS AND ATTITUDES	TOTAL	Photographic	Motorized And Miscellaneous Equipment Maintenance	Construction	Utilities	Fire Fighting
	SATISFACTION WITH CURRENT STATION OF ASSIGNMENT						
1	Very Well Satisfied	22.0	22.8	22.1	22.8	20.1	21.7
2	Satisfied	28.4	26.4	28.0	25.2	29.0	30.1
3	Neither Good Nor Bad	21.0	24.3	23.2	22.5	17.4	17.0
4	Dissatisfied	12.7	11.5	12.4	12.5	14.5	15.2
5	Very Dissatisfied	15.9	15.0	14.3	17.0	19.0	16.0
	ADEQUACY OF QUARTERS DURING CURRENT TOUR OR LAST FOUR YEARS						
	Adequate Most Of The Time And Usually Of This Type:						
6	Government Owned	45.3	45.7	44.7	50.8	58.0	50.7
7	Owned By Airman Or His Family	9.1	13.5	8.9	9.3	6.5	8.6
8	Other Privately Owned	23.7	19.3	25.4	23.1	16.8	21.2
9	Other	5.6	1.5	4.9	3.6	4.7	5.7
	Inadequate Most Of The Time And Usually Of This Type:						
10	Government Owned	7.3	12.1	7.5	6.7	8.1	5.2
11	Owned By Airman Or His Family	0.5	1.4	1.1	0.5	-	0.4
12	Other Privately Owned	7.1	5.0	6.1	5.0	5.3	6.7
13	Other	1.4	1.5	1.4	1.0	0.6	1.5
	WORKING WITHIN OWN AFSC						
14	Yes	79.3	82.4	72.8	71.5	76.8	89.7
15	No, But The Work Is Related To My AFSC	12.6	11.7	18.1	15.7	9.1	4.3
16	No, And The Work Is Not Related To My AFSC	6.2	5.1	7.0	11.1	10.0	3.4
17	Don't Know	1.9	0.8	2.1	1.7	4.1	2.6
	DUTIES LAST TWELVE (12) MONTHS WITHIN OWN AFSC						
18	Yes, 100 Per Cent Within It	59.3	60.0	45.5	43.5	45.5	72.5
19	No, 90 Through 99 Per Cent Within It	11.6	12.8	14.7	16.2	12.6	9.5
20	No, 80 Through 89 Per Cent Within It	5.5	5.0	9.0	5.2	5.9	3.6
21	No, 70 Through 79 Per Cent Within It	4.0	1.4	4.8	4.0	5.8	1.9
22	No, 60 Through 69 Per Cent Within It	1.9	2.9	2.2	3.1	3.7	0.9
23	No, 50 Through 59 Per Cent Within It	5.0	5.7	5.2	7.2	7.2	2.3
24	No, 40 Through 49 Per Cent Within It	1.6	1.4	3.5	1.9	1.0	0.5
25	No, 30 Through 39 Per Cent Within It	1.1	1.5	2.3	2.4	1.1	0.6
26	No, 20 Through 29 Per Cent Within It	0.9	-	1.2	1.4	0.6	0.2
27	No, 10 Through 19 Per Cent Within It	0.8	1.4	0.7	1.9	1.8	0.7
28	No, Less Than 10 Per Cent	5.2	7.1	8.4	7.5	8.1	2.3
29	Don't Know	3.1	0.8	2.5	5.7	6.7	5.0

a/ Too few observations for reliability

Source: Sample Survey, Personnel Statistics Division, Directorate of Statistical Services, Comptroller of the Air Force.

SELECTED CHARACTERISTICS AND ATTITUDES, WORLDWIDE — 31 MAY 1958 (CONTINUED)

SEMI-TECHNICAL CAREER FIELD										LINE NO
Fabric, Leather, And Rubber	Marine a/	Trans-portation	Food Service	Supply	Printing	Special Services	Band	Air Police		
23.5		22.1	27.6	21.9	16.7	20.4	38.4	18.2		1
27.0		28.0	27.4	29.7	25.9	29.2	25.6	28.2		2
25.9		22.6	18.9	20.6	27.8	23.6	12.8	21.7		3
9.2		12.6	11.6	12.6	11.1	11.0	15.1	13.3		4
14.4		14.7	14.5	15.2	18.5	15.8	8.1	18.6		5
44.5		41.6	34.8	45.9	40.7	38.7	48.3	46.6		6
6.9		8.5	14.7	9.5	16.7	8.5	9.4	5.7		7
24.3		27.6	25.7	23.2	18.5	34.9	23.5	23.1		8
7.5		6.4	8.1	5.5	3.7	3.9	4.7	5.2		9
8.1		6.7	5.0	7.3	14.8	4.6	10.6	9.0		10
-		0.4	0.9	0.4	1.9	-	-	0.4		11
5.8		7.4	8.9	7.1	3.7	7.8	3.5	8.4		12
2.9		1.4	1.9	1.1	-	1.6	-	1.6		13
82.1		79.1	80.3	75.9	85.2	67.9	98.8	86.6		14
6.9		14.3	12.0	16.0	7.4	15.6	1.2	7.8		15
11.0		5.5	5.9	6.4	7.4	14.9	-	3.4		16
-		1.1	1.8	1.7	-	1.6	-	2.2		17
52.2		58.4	67.4	56.6	57.4	44.1	70.9	72.7		18
20.2		12.7	8.7	10.9	11.1	11.7	9.3	10.3		19
5.7		6.4	4.8	6.3	5.6	8.5	7.0	3.0		20
5.8		5.2	3.0	4.2	11.0	5.4	2.3	2.4		21
0.5		1.6	1.8	2.0	1.9	4.7	1.2	1.3		22
3.5		4.8	5.0	6.0	3.7	8.5	2.3	2.6		23
0.6		2.7	1.1	1.9	3.7	3.1	2.3	0.4		24
2.3		1.0	0.9	1.2	1.9	0.8	-	0.3		25
3.4		0.7	1.0	0.8	-	0.7	-	0.6		26
0.6		0.3	0.5	1.1	-	0.8	-	0.5		27
2.9		4.3	3.2	6.6	3.7	8.5	-	2.4		28
2.3		1.9	2.6	2.4	-	3.2	4.7	3.5		29

Civilian Personnel

PART XIX

CIVILIAN PERSONNEL

DEFINITIONS

ACCESSION

Action resulting in the addition of a civilian employee to the Department of the Air Force.

APPOINTMENT

1. Excepted Appointment: New appointment without regard to the competitive requirements of the civil service rules and regulations under authority of Schedule A or Schedule B to a position which is excepted under such authority.

2. Excepted, permanent: Employees serving under excepted appointments or personal service contracts which contain no conditions or restrictions as to tenure.

3. Excepted, limited or conditional: Employees serving under excepted appointments or personal service contracts which specify either conditional or indefinite tenure, or specific time limitations.

4. Competitive, career: Appointments from civil service registers to positions which are not filled by career conditional appointments and to other positions of persons who have previously met the service requirement.

5. Competitive, career-conditional: Appointments from civil service registers which are conditional until a service requirement has been met.

6. Indefinite Appointment: Employees who are affected by the folowing: On and after December 1, 1950 all new appointments shall be indefinite appointments, except those of postmasters in all classes of post offices, and, in unusual circumstances, appointments to positions for which the Civil Service Commission determines that probational appointments are in the interest of the service.

7. Temporary Appointment: Civilians serving under temporary appointments for indefinite limited periods (one year or less).

EMPLOYEES

1. Contract Hire: Employees performing personal services for the Air Force and under the supervision of the Air Force. Payments are made for these services by the Air Force to a foreign government or other agency which in turn pays the employees concerned.

2. Departmental Civilian Employees: Employee designation indicating appointment to Headquarters, USAF.

3. Direct Hire: Employees performing personal services for the Air Force and who are paid directly by the Air Force.

4. Full-Time: Employees regularly required to work, as a minimum, the number of hours and days required by administrative work week for their employment group or class, regardless of the nature of appointments.

5. General Schedule (GS): A schedule of civilian personnel which includes former Professional and Scientific Service (P Service), Clerical, Administrative, and Fiscal Service (CAF) and the Sub-professional Service (SP Service) established by Classification Act 1949 (PL 429, 81st Congress) replacing Classification Act of 1923, as amended.

6. Intermittent: Employees employed on an irregular or occasional basis whose hours or days of work are not based on a prearranged schedule, and who are compensated only for the time when actually employed or for service actually rendered. (WAE-Special Consultants and Other than Special Consultants).

7. Part-Time: Employees regularly employed on a prearranged schedule whose working time is less than that prescribed for full-time employees in the same group or class; excludes special consultants.

8. Salaried: Employees whose wage rates are established by law under the Classification Act of 1949 and amendments thereto.

9. Special Consultants: Civilian consultants with "excepted appointments" (excluded from provisions of the Classification Act of 1949) for a specified number of days, not to exceed one year, and who receive a stipulated amount of compensation for the days actually employed.

HEADQUARTERS, USAF

Includes Office of the Secretary of the Air Force, Central Control Group, and the Air Staff.

SEPARATION

Action resulting in the loss of a civilian employee from the Department of the Air Force.

DEFINITIONS

VETERANS' PREFERENCE

The preference, with respect to conditions of employment, as allowed under the Veterans Preference Act as amended. This preference covers ex-servicemen, mothers entitled to preference under Public Laws 396 and 888 (80th Congress), wives of service connected disabled ex-servicemen, and widows of servicemen or ex-servicemen.

5 Point:

1. Veterans (Male and Female) - Civilians employed as of the end of the month, who were "Veterans" resulting from their own active military or naval service in or prior to World I or World War II.

10 Point:

1. Veterans (Male and Female) - Civilians employed as of the end of the month, who were "Veterans" with service connected disability resulting from their own active military or naval service in or prior to World War I or World War II.

2. Wives - Civilians employed at the end of the month, who had established veterans preference as wives of service connected disabled veterans.

3. Widows - Civilians employed at the end of the month, who established veterans preference as the unremarried widows of deceased veterans.

4. Mothers - Civilians employed at the end of the month, who had established veterans preference as the mother of a deceased "Veteran" son or daughter who served on honorable duty in the US Service or the mother of a permanently disabled "Veteran" providing the mother is widowed, divorced, or the wife or a permanently disabled husband (living husband may be either or not the father of the "Veteran").

WAGE BOARD EMPLOYEES

Category of employees who arepaid according to prevailing wage board determinations in the area of their employment.

"WHEN ACTUALLY EMPLOYED" (WAE) EMPLOYEES

See Intermittent Employees (Civilian Personnel).

TABLE 224 — SUMMARY — USAF CIVILIAN EMPLOYEES — 30 JUN 1942 THROUGH 30 JUN 1958

(October 1948 was the initial reporting date for Oversea Air Force Civilian Personnel. Prior to that time, such data was combined with Army statistics. Overseas Contract Hire reporting was not required prior to January 1953.)

FISCAL YEAR BY END OF MONTH	WORLDWIDE			CONTI-NENTAL US	OVERSEAS			CONTRACT HIRE (NON-CITIZENS)
	Total	US Citizens	Non-Citizens		Total	Direct Hire		
						US Citizens	Non-Citizens	
	FISCAL YEAR SUMMARIES							
30 JUNE 1942 . . .				160,715				
30 JUNE 1943 . . .				347,474				
30 JUNE 1944 . . .				348,503				
30 JUNE 1945 . . .				393,896				NOT REQUIRED FOR REPORTING
30 JUNE 1946 . . .				196,701				
30 JUNE 1947 . . .				110,070				
30 JUNE 1948 . . .				121,103				
30 JUNE 1949 . . .	168,958	148,610	20,348	138,636	30,322	9,974	20,348	
30 JUNE 1950 . . .	154,453	140,410	14,043	131,675	22,778	8,735	14,043	
30 JUNE 1951 . . .	260,728	242,931	17,797	232,388	28,340	10,543	17,797	
30 JUNE 1952 . . .	309,663	286,590	23,073	274,646	35,017	11,944	23,073	
30 JUNE 1953 . . .	382,174	278,807	103,367	266,719	44,194	12,088	32,106	71,261
30 JUNE 1954 . . .	371,497	265,903	105,594	253,629	44,963	12,274	32,689	72,905
30 JUNE 1955 . . .	397,252	284,159	113,093	270,587	41,489	13,572	27,917	85,176
30 JUNE 1956 . . .	432,659	320,956	111,703	305,496	42,734	15,460	27,274	84,429
30 JUNE 1957 . . .	416,585	313,311	103,274	297,567	42,759	15,744	27,015	76,259
30 JUNE 1958 . . .								
30 JUNE 1959 . . .								
30 JUNE 1960 . . .								
	FY 1958							
July (1957). . . .	413,713	312,978	100,735	297,774	41,459	15,204	26,255	74,480
August	411,416	311,816	99,600	296,627	41,210	15,189	26,021	73,579
September. . . .	403,172	305,711	97,461	290,669	40,445	15,042	25,403	72,058
October.	384,231	292,561	91,670	277,560	40,132	15,001	25,131	66,539
November	378,616	289,001	89,615	274,459	38,550	14,542	24,008	65,607
December	376,103	287,457	88,646	273,037	38,485	14,420	24,065	64,581
January (1958) . .	374,270	287,339	86,931	273,035	38,462	14,304	24,158	62,773
February	374,796	288,755	86,041	274,471	38,533	14,284	24,249	61,792
March.	374,371	289,693	84,678	275,330	38,615	14,363	24,252	60,426
April.	374,429	290,159	84,270	275,790	38,624	14,369	24,255	60,015
May.	373,210	290,355	82,855	275,989	38,637	14,366	24,271	58,584
June	372,689	291,659	81,030	277,321	38,485	14,338	24,147	56,883

Source: Personnel Statistics Division, Directorate of Statistical Services, Comptroller of the Air Force

TABLE 225 – CIVILIAN EMPLOYEES BY CATEGORY, BY GRADE, WORLDWIDE – FY 1958

CATEGORY AND GRADE	WORLDWIDE				CONTINENTAL US				OVERSEAS			
	September (1957)	December	March (1958)	June	September (1957)	December	March (1958)	June	September (1957)	December	March (1958)	June
TOTAL	331,114	311,522	313,945	315,806	290,669	273,037	275,330	277,321	40,445	38,485	38,615	38,485
SALARIED - TOTAL	146,648	141,044	143,073	145,180	136,703	131,230	133,271	135,661	9,945	9,814	9,802	9,519
General Schedule - Total	146,612	141,007	143,036	145,142	136,668	131,194	133,235	135,624	9,944	9,813	9,801	9,518
1	239	208	204	218	227	206	201	197	12	2	3	21
2	7,720	6,559	6,994	6,929	7,368	6,284	6,708	6,665	352	275	286	264
3	32,643	30,708	30,956	30,800	31,029	29,271	29,540	29,434	1,614	1,437	1,416	1,366
4	27,915	26,786	26,966	27,509	26,030	25,005	25,200	25,788	1,885	1,781	1,766	1,721
5	17,594	17,199	17,382	18,130	16,675	16,305	16,447	17,227	919	894	935	903
6	5,907	5,500	5,541	5,538	5,552	5,159	5,206	5,209	355	341	335	329
7	14,810	14,581	14,596	14,415	12,930	12,359	12,354	12,279	1,880	2,222	2,242	2,136
8	2,370	2,261	2,207	2,114	2,209	2,102	2,055	1,964	161	159	152	150
9	14,395	14,262	14,605	15,059	13,491	13,404	13,774	14,282	904	858	831	777
10	1,773	1,752	1,737	1,713	1,579	1,562	1,557	1,538	194	190	180	175
11	9,266	9,249	9,547	10,012	8,531	8,512	8,825	9,281	735	737	722	731
12	6,380	6,283	6,461	6,679	5,812	5,733	5,893	6,109	568	550	568	570
13	3,541	3,575	3,717	3,823	3,277	3,304	3,450	3,552	264	271	267	271
14	1,457	1,476	1,487	1,544	1,375	1,397	1,406	1,457	82	79	81	87
15	549	552	582	607	530	535	565	590	19	17	17	17
16	38	40	40	38	38	40	40	38	-	-	-	-
17	14	14	12	12	14	14	12	12	-	-	-	-
18	1	2	2	2	1	2	2	2	-	-	-	-
Public Law 313 - Total	29	30	30	31	28	29	29	30	1	1	1	1
Presidential Appointees - Total	6	6	6	6	6	6	6	6	-	-	-	-
Other - Total	1	1	1	1	1	1	1	1	-	-	-	-
WAGE BOARD - TOTAL	183,869	169,850	170,239	169,948	153,388	141,189	141,441	140,999	30,481	28,661	28,798	28,949
Wage Board Foremen	12,131	11,591	11,578	11,657	11,243	10,726	10,725	10,775	888	865	853	882
Wage Board Leaders	14,478	13,757	13,531	12,829	13,955	13,255	13,019	12,360	523	502	512	469
Other Local Rate	155,647	143,089	143,769	144,108	126,607	115,817	116,366	116,582	29,040	27,272	27,403	27,526
Trainees and Other	1,613	1,413	1,361	1,354	1,583	1,391	1,331	1,282	30	22	30	72
SPECIAL CONSULTANTS - TOTAL	597	628	633	678	578	618	618	661	19	10	15	17

Source: Personnel Statistics Division, Directorate of Statistical Services, Comptroller of the Air Force

TABLE 226 - CIVILIAN EMPLOYEES BY TYPE OF APPOINTMENT, BY EMPLOYEE GROUP — FY 1958

TYPE OF APPOINTMENT	30 SEPTEMBER (1957)	31 DECEMBER	31 MARCH (1958)	30 JUNE
WORLDWIDE - TOTAL	331,114	311,522	313,945	315,806
Competitive, Career - Total	222,838	219,221	220,257	221,268
Salaried	96,728	97,140	98,553	100,136
Wage Board	126,110	122,081	121,704	121,132
Competitive, Career-Conditional - Total	70,610	57,726	58,484	57,672
Salaried	41,604	36,550	37,185	37,029
Wage Board	29,006	21,176	21,299	20,643
Competitive, Limited Tenure - Total	7,356	5,616	6,192	7,738
Salaried	4,430	3,446	3,569	4,212
Wage Board	2,926	2,170	2,623	3,526
Excepted, Limited, or Conditional - Total	27,248	26,087	26,218	26,427
Salaried	3,001	3,199	3,156	3,280
Wage Board	24,247	22,888	23,062	23,147
Excepted, Permanent - Total	3,062	2,872	2,794	2,701
Salaried	1,482	1,337	1,243	1,201
Wage Board	1,580	1,535	1,551	1,500
CONTINENTAL US - TOTAL	290,669	273,037	275,330	277,321
Competitive, Career - Total	215,121	211,570	212,540	213,485
Salaried a/	92,425	92,746	94,116	95,642
Wage Board	122,696	118,824	118,424	117,843
Competitive, Career-Conditional - Total	68,015	55,320	56,185	55,417
Salaried	39,963	35,018	35,708	35,566
Wage Board	28,052	20,302	20,477	19,851
Competitive, Limited Tenure - Total	5,354	3,987	4,609	6,136
Salaried	2,966	2,153	2,290	3,081
Wage Board	2,388	1,834	2,319	3,055
Excepted, Limited, or Conditional - Total	1,211	1,215	1,118	1,396
Salaried b/	1,097	1,097	1,014	1,283
Wage Board	114	118	104	113
Excepted, Permanent - Total	968	945	878	887
Salaried	830	834	761	750
Wage Board	138	111	117	137
OVERSEAS - TOTAL	40,445	38,485	38,615	38,485
Competitive, Career - Total	7,717	7,651	7,717	7,783
Salaried	4,303	4,394	4,437	4,494
Wage Board	3,414	3,257	3,280	3,289
Competitive, Career-Conditional - Total	2,595	2,406	2,299	2,255
Salaried	1,841	1,532	1,477	1,463
Wage Board	954	874	822	792
Competitive, Limited Tenure - Total	2,002	1,629	1,583	1,602
Salaried	1,464	1,293	1,279	1,131
Wage Board	538	336	304	471
Excepted, Limited, or Conditional - Total	26,037	24,872	25,100	25,031
Salaried b/	1,904	2,102	2,142	1,997
Wage Board	24,133	22,770	22,958	23,034
Excepted, Permanent - Total	2,094	1,927	1,916	1,814
Salaried	652	503	482	451
Wage Board	1,442	1,424	1,434	1,363

a/ Includes Presidential Appointees.
b/ Includes Special Consultants.

Source: Personnel Statistics Division, Directorate of Statistical Services, Comptroller of the Air Force

TABLE 227 - SUMMARY — WAE (WHEN ACTUALLY EMPLOYED) EMPLOYEES AND PRESIDENTIAL APPOINTEES — 30 JUN 1949 THROUGH 30 JUN 1958

END OF FISCAL YEAR AND LOCATION	PRESIDENTIAL APPOINTEES	WAE (SPECIAL CONSULTANTS) a/	WAE (OTHER THAN SPECIAL CONSULTANTS) a/			END OF FISCAL YEAR AND LOCATION	PRESIDENTIAL APPOINTEES	WAE (SPECIAL CONSULTANTS) a/	WAE (OTHER THAN SPECIAL CONSULTANTS) a/		
			Total	Salaried	Wage Board				Total	Salaried	Wage Board
	FISCAL YEAR SUMMARIES										
30 JUN 1949-TOTAL.	3	90	106	88	18	30 JUN 1955-TOTAL.	5	609	355	171	184
CONTINENTAL US .	3	90	96	86	10	CONTINENTAL US .	5	592	253	94	159
OVERSEAS	-	-	10	2	8	OVERSEAS	-	17	102	77	25
30 JUN 1950-TOTAL.	4	163	104	100	4	30 JUN 1956-TOTAL.	5	585	472	207	265
CONTINENTAL US .	4	162	102	100	2	CONTINENTAL US .	5	570	328	105	223
OVERSEAS	-	1	2	-	2	OVERSEAS	-	15	144	102	42
30 JUN 1951-TOTAL.	4	380	171	137	34	30 JUN 1957-TOTAL.	5	649	413	133	280
CONTINENTAL US .	4	379	169	135	34	CONTINENTAL US .	5	637	323	100	223
OVERSEAS	-	1	2	2	-	OVERSEAS	-	12	90	33	57
30 JUN 1952-TOTAL.	3	481	284	74	210	30 JUN 1958-TOTAL.					
CONTINENTAL US .	3	476	274	69	205	CONTINENTAL US .					
OVERSEAS	-	5	10	5	5	OVERSEAS					
30 JUN 1953-TOTAL.	4	442	106	67	39	30 JUN 1959-TOTAL.					
CONTINENTAL US .	4	433	80	44	36	CONTINENTAL US .					
OVERSEAS	-	9	26	23	3	OVERSEAS					
30 JUN 1954-TOTAL.	4	478	692	564	128	30 JUN 1960-TOTAL.					
CONTINENTAL US .	4	465	629	506	123	CONTINENTAL US .					
OVERSEAS	-	13	63	58	5	OVERSEAS					
MONTH	PRESIDENTIAL APPOINTEES	WAE (SPECIAL CONSULTANTS) a/	WAE (OTHER THAN SPECIAL CONSULTANTS) a/			MONTH	PRESIDENTIAL APPOINTEES	WAE (SPECIAL CONSULTANTS) a/	WAE (OTHER THAN SPECIAL CONSULTANTS) a/		
			Total	Salaried	Wage Board				Total	Salaried	Wage Board
	FY 1958										
Jul (1957) - Total	6	574	402	112	290	Jan (1958) - Total	6	535	377	129	248
Continental US .	6	561	326	100	226	Continental US .	6	525	269	87	182
Overseas	-	13	76	12	64	Overseas	-	10	108	42	66
Aug - Total. . . .	6	614	382	102	280	Feb - Total. . . .	6	594	401	153	248
Continental US .	6	601	310	97	213	Continental US .	6	584	275	94	181
Overseas	-	13	72	5	67	Overseas	-	10	126	59	67
Sep - Total. . . .	6	597	386	122	264	Mar - Total. . . .	6	633	395	152	243
Continental US .	6	578	296	101	195	Continental US .	6	618	273	99	174
Overseas	-	19	90	21	69	Overseas	-	15	122	53	69
Oct - Total. . . .	6	592	382	144	238	Apr - Total. . . .	6	633	432	155	277
Continental US .	6	583	266	96	170	Continental US .	6	617	284	103	181
Overseas	-	9	116	48	68	Overseas	-	16	148	52	96
Nov - Total. . . .	6	578	391	144	247	May - Total. . . .	6	637	453	160	293
Continental US .	6	570	283	96	187	Continental US .	6	626	302	104	198
Overseas	-	8	108	48	60	Overseas	-	11	151	56	95
Dec - Total. . . .	6	628	397	139	258	Jun - Total. . . .	6	678	427	133	294
Continental US .	6	618	287	92	195	Continental US .	6	661	275	84	191
Overseas	-	10	110	47	63	Overseas	-	17	152	49	103

a/ Figures indicate personnel who worked for any length of time during the month.

Source: Personnel Statistics Division, Directorate of Statistical Services, Comptroller of the Air Force

TABLE 228 – SUMMARY – CIVILIAN EMPLOYEES WITH VETERANS' PREFERENCE, BY PREFERENCE POINTS, WITHIN MAJOR AIR COMMANDS – FY 1949 THROUGH FY 1958

DATE AND LOCATION	30 SEPTEMBER		31 DECEMBER		31 MARCH		30 JUNE	
	5 and 10 Point Vets	10 Point Vets	5 and 10 Point Vets	10 Point Vets	5 and 10 Point Vets	10 Point Vets	5 and 10 Point Vets	10 Point Vets
	FISCAL YEAR SUMMARIES							
FY 1949								
WORLDWIDE - TOTAL	NOT AVAILABLE				71,461	10,347	73,398	10,833
CONTINENTAL US - TOTAL					67,632	10,212	69,774	10,693
OVERSEAS - TOTAL					3,829	135	3,624	140
FY 1950								
WORLDWIDE - TOTAL	71,356	11,331	69,028	11,111	68,969	11,420	71,048	11,972
CONTINENTAL US - TOTAL	67,801	11,191	65,384	10,982	65,402	11,279	67,656	11,824
OVERSEAS - TOTAL	3,555	140	3,644	129	3,567	141	3,392	148
FY 1951								
WORLDWIDE - TOTAL	79,561	12,818	85,119	13,539	100,883	15,326	109,307	16,580
CONTINENTAL US - TOTAL	76,187	12,657	81,758	13,383	97,570	15,164	105,922	16,405
OVERSEAS - TOTAL	3,374	161	3,361	156	3,313	162	3,385	175
FY 1952								
WORLDWIDE - TOTAL	113,842	18,103	116,792	18,745	121,664	19,441	129,305	20,116
CONTINENTAL US - TOTAL	110,637	17,907	113,390	18,496	117,524	19,191	125,118	19,854
OVERSEAS - TOTAL	3,205	196	3,402	249	4,140	250	4,187	262
FY 1953								
WORLDWIDE - TOTAL	131,234	20,297	134,999	20,719	134,799	20,918	132,421	20,949
CONTINENTAL US - TOTAL	126,870	20,064	130,544	20,468	130,425	20,659	128,247	20,661
OVERSEAS - TOTAL	4,364	233	4,455	251	4,374	259	4,174	288
FY 1954								
WORLDWIDE - TOTAL	129,542	20,621	129,171	20,754	130,901	21,478	132,199	21,320
CONTINENTAL US - TOTAL	125,151	20,321	124,673	20,452	126,322	21,148	127,540	20,984
OVERSEAS - TOTAL	4,391	300	4,498	302	4,579	330	4,659	336
FY 1955								
WORLDWIDE - TOTAL	133,538	21,379	137,036	22,213	139,531	24,486	143,641	25,023
CONTINENTAL US - TOTAL	128,528	21,070	131,684	21,883	134,134	24,213	138,102	24,751
OVERSEAS - TOTAL	5,010	309	5,352	330	5,397	273	5,539	272
FY 1956								
WORLDWIDE - TOTAL	146,539	25,585	152,812	26,523	158,942	27,322	163,752	26,492
CONTINENTAL US - TOTAL	140,719	25,276	146,793	26,173	152,754	26,958	157,400	26,066
OVERSEAS - TOTAL	5,820	309	6,019	350	6,188	364	6,352	426
FY 1957								
WORLDWIDE - TOTAL	169,016	29,448	168,660	29,349	167,675	29,301	164,592	28,754
CONTINENTAL US - TOTAL	162,363	29,008	161,903	28,896	160,910	28,836	157,885	28,275
OVERSEAS - TOTAL	6,653	440	6,757	453	6,765	465	6,707	479
FY 1958								
WORLDWIDE - TOTAL								
CONTINENTAL US - TOTAL								
OVERSEAS - TOTAL								
FY 1959								
WORLDWIDE - TOTAL								
CONTINENTAL US - TOTAL								
OVERSEAS - TOTAL								
FY 1960								
WORLDWIDE - TOTAL								
CONTINENTAL US - TOTAL								
OVERSEAS - TOTAL								

TABLE 228 – SUMMARY – CIVILIAN EMPLOYEES WITH VETERANS PREFERENCE, BY PREFERENCE POINTS WITHIN MAJOR AIR COMMANDS – FY 1949 THROUGH FY 1958 (CONTINUED)

COMMAND	30 SEPTEMBER (1957)		31 DECEMBER		31 MARCH (1958)		30 JUNE	
	5 and 10 Point Vets	10 Point Vets	5 and 10 Point Vets	10 Point Vets	5 and 10 Point Vets	10 Point Vets	5 and 10 Point Vets	10 Point Vets
	FY 1958							
WORLDWIDE - TOTAL	161,319	28,392	152,890	27,453	153,716	27,597	154,406	27,525
CONTINENTAL US - TOTAL	154,896	27,930	146,745	27,000	147,617	27,148	148,199	27,074
Air Defense Command	5,693	1,002	5,170	941	4,844	855	4,937	874
Air Force Accounting and Finance Center a/	633	207	630	208	620	203	618	200
Air Materiel Command	86,506	15,270	83,168	14,892	84,028	14,989	84,884	15,003
Air Proving Ground Command b/	1,312	231	-	-	-	-	-	-
Air Research and Development Command	11,997	2,026	12,756	2,198	12,853	2,230	12,683	2,187
Air Training Command	20,504	3,822	17,912	3,480	17,524	3,409	16,688	3,237
Air University	1,401	285	1,263	283	1,250	280	1,281	290
Continental Air Command	4,963	937	4,454	878	4,619	936	4,846	993
Headquarters Command, USAF	2,160	384	2,477	428	2,513	436	2,690	477
Headquarters US Air Force	1,810	289	1,761	285	1,762	296	1,691	268
Military Air Transport Service	7,436	1,116	7,291	1,139	7,231	1,126	7,251	1,119
Strategic Air Command	7,187	1,672	6,644	1,593	7,127	1,692	7,183	1,703
Tactical Air Command	2,737	594	2,603	569	2,558	567	2,426	523
USAF Academy	298	55	361	66	440	92	767	163
USAF Security Service	259	40	255	40	248	37	254	37
OVERSEAS - TOTAL	6,423	462	6,145	453	6,099	449	6,207	451
Air Defense Command	16	2	18	2	19	2	17	-
Air Materiel Command	1,283	116	1,209	112	1,143	109	1,093	104
Air Research and Development Command	-	-	-	-	-	-	-	-
Alaskan Air Command	1,060	64	963	59	987	61	1,111	65
Caribbean Air Command	85	8	76	8	77	8	72	7
Headquarters Command, USAF	103	7	89	7	80	8	87	7
Military Air Transport Service	710	38	677	37	694	36	712	39
Pacific Air Forces c/	1,897	147	1,837	152	1,837	151	1,816	146
Strategic Air Command	546	39	546	33	540	31	551	36
US Air Forces, Europe	712	41	721	43	712	43	740	47
USAF Security Service	11	-	9	-	10	-	8	-

a/ Air Force Finance Center renamed Air Force Accounting and Finance Center, September 1957.
b/ Air Proving Ground Command transferred to Air Research and Development Command, 1 December 1957.
c/ Far East Air Force redesignated Pacific Air Forces, 1 July 1957.

Note: Headquarters, Sixteenth Air Force transferred to Strategic Air Command (Overseas), 1 July 1957.

Source: Personnel Statistics Division, Directorate of Statistical Services, Comptroller of the Air Force

TABLE 229 — SUMMARY — CIVILIAN EMPLOYEES BY SEX, BY COMMAND — LAST HALF FY 1949 THROUGH FY 1958

DATE, LOCATION, AND SEX	SEPTEMBER	DECEMBER	MARCH	JUNE
	FISCAL YEAR SUMMARIES			
LAST HALF FY 1949				
WORLDWIDE - TOTAL			162,697	168,958
MALE - TOTAL		A	123,113	128,419
FEMALE - TOTAL		V	39,584	40,539
		A		
CONTINENTAL US - TOTAL	N	I	135,570	138,636
MALE - TOTAL	O	L	101,429	103,759
FEMALE - TOTAL	T	A	34,141	34,877
		B		
OVERSEAS - TOTAL		L	27,127	30,322
MALE - TOTAL		E	21,684	24,660
FEMALE - TOTAL			5,443	5,662
FY 1950				
WORLDWIDE - TOTAL	164,185	150,743	150,880	154,453
MALE - TOTAL	124,786	114,285	114,895	118,070
FEMALE - TOTAL	39,399	36,458	35,985	36,383
CONTINENTAL US - TOTAL	133,360	126,692	126,570	131,675
MALE - TOTAL	99,937	95,087	95,445	99,871
FEMALE - TOTAL	33,423	31,605	31,125	31,804
OVERSEAS - TOTAL	30,825	24,051	24,310	22,778
MALE - TOTAL	24,849	19,198	19,450	18,199
FEMALE - TOTAL	5,976	4,853	4,860	4,579
FY 1951				
WORLDWIDE - TOTAL	173,419	186,357	229,666	260,728
MALE - TOTAL	131,485	139,957	166,669	184,953
FEMALE - TOTAL	41,934	46,400	62,997	75,775
CONTINENTAL US - TOTAL	149,027	160,806	202,756	232,388
MALE - TOTAL	112,063	119,824	145,557	162,731
FEMALE - TOTAL	36,964	40,982	57,199	69,657
OVERSEAS - TOTAL	24,392	25,551	26,910	28,340
MALE - TOTAL	19,422	20,133	21,112	22,222
FEMALE - TOTAL	4,970	5,418	5,798	6,118
FY 1952				
WORLDWIDE - TOTAL	274,241	281,052	288,091	309,663
MALE - TOTAL	193,504	199,169	205,946	220,424
FEMALE - TOTAL	80,737	81,883	82,145	89,239
CONTINENTAL US - TOTAL	244,838	249,202	254,523	274,646
MALE - TOTAL	170,388	174,364	179,623	193,011
FEMALE - TOTAL	74,450	74,838	74,900	81,635
OVERSEAS - TOTAL	29,403	31,850	33,568	35,017
MALE - TOTAL	23,116	24,805	26,323	27,413
FEMALE - TOTAL	6,287	7,045	7,245	7,604
FY 1953				
WORLDWIDE - TOTAL	310,256	315,122	310,424	302,307
MALE - TOTAL	222,223	226,840	223,398	217,069
FEMALE - TOTAL	88,033	88,282	87,026	85,238
CONTINENTAL US - TOTAL	273,737	277,771	273,720	266,719
MALE - TOTAL	193,693	197,726	194,700	189,328
FEMALE - TOTAL	80,044	80,045	79,020	77,391
OVERSEAS - TOTAL	36,519	37,351	36,704	35,588
MALE - TOTAL	28,530	29,114	28,698	27,741
FEMALE - TOTAL	7,989	8,237	8,006	7,847
FY 1954				
WORLDWIDE - TOTAL	291,000	288,900	290,931	295,597
MALE - TOTAL	210,522	208,878	211,625	214,412
FEMALE - TOTAL	80,478	80,022	79,306	81,185
CONTINENTAL US - TOTAL	255,507	253,066	252,089	253,629
MALE - TOTAL	182,584	181,086	180,832	181,868
FEMALE - TOTAL	72,923	71,980	71,257	71,761
OVERSEAS - TOTAL	35,493	35,834	38,842	41,968
MALE - TOTAL	27,938	27,792	30,793	32,544
FEMALE - TOTAL	7,555	8,042	8,049	9,424

TABLE 229 – SUMMARY – CIVILIAN EMPLOYEES BY SEX, BY COMMAND – LAST HALF FY 1949 THROUGH FY 1958 (CONTINUED)

DATE, LOCATION, AND SEX	SEPTEMBER	DECEMBER	MARCH	JUNE
	FISCAL YEAR SUMMARIES			
FY 1955				
WORLDWIDE - TOTAL	300,311	304,496	306,631	312,076
MALE - TOTAL	218,355	223,281	222,337	226,125
FEMALE - TOTAL	81,956	81,215	84,294	85,951
CONTINENTAL US - TOTAL	254,729	259,560	263,948	270,587
MALE - TOTAL	182,853	186,050	188,260	192,991
FEMALE - TOTAL	71,876	73,510	75,688	77,596
OVERSEAS - TOTAL	45,582	44,936	42,683	41,489
MALE - TOTAL	35,502	37,231	34,077	33,134
FEMALE - TOTAL	10,080	7,705	8,606	8,355
FY 1956				
WORLDWIDE - TOTAL	315,015	325,683	334,562	348,230
MALE - TOTAL	227,951	234,460	240,828	251,749
FEMALE - TOTAL	87,064	91,223	93,734	96,481
CONTINENTAL US - TOTAL	273,918	283,592	292,633	305,496
MALE - TOTAL	195,820	203,401	209,829	218,563
FEMALE - TOTAL	78,098	80,191	82,804	86,933
OVERSEAS - TOTAL	41,097	42,091	41,929	42,734
MALE - TOTAL	32,131	31,059	30,999	33,186
FEMALE - TOTAL	8,966	11,032	10,930	9,548
FY 1957				
WORLDWIDE - TOTAL	352,353	350,681	346,044	340,326
MALE - TOTAL	256,246	254,635	251,416	246,800
FEMALE - TOTAL	96,107	96,046	94,628	93,526
CONTINENTAL US - TOTAL	308,480	306,363	303,200	297,567
MALE - TOTAL	222,303	220,195	218,213	213,606
FEMALE - TOTAL	86,177	86,168	84,987	83,961
OVERSEAS - TOTAL	43,873	44,318	42,844	42,759
MALE - TOTAL	33,943	34,440	33,203	33,194
FEMALE - TOTAL	9,930	9,878	9,641	9,565
FY 1958				
WORLDWIDE - TOTAL				
MALE - TOTAL				
FEMALE - TOTAL				
CONTINENTAL US - TOTAL				
MALE - TOTAL				
FEMALE - TOTAL				
OVERSEAS - TOTAL				
MALE - TOTAL				
FEMALE - TOTAL				
FY 1959				
WORLDWIDE - TOTAL				
MALE - TOTAL				
FEMALE - TOTAL				
CONTINENTAL US - TOTAL				
MALE - TOTAL				
FEMALE - TOTAL				
OVERSEAS - TOTAL				
MALE - TOTAL				
FEMALE - TOTAL				
FY 1960				
WORLDWIDE - TOTAL				
MALE - TOTAL				
FEMALE - TOTAL				
CONTINENTAL US - TOTAL				
MALE - TOTAL				
FEMALE - TOTAL				
OVERSEAS - TOTAL				
MALE - TOTAL				
FEMALE - TOTAL				

TABLE 229 — SUMMARY — CIVILIAN EMPLOYEES BY SEX, BY COMMAND — LAST HALF FY 1949 THROUGH FY 1958 (CONTINUED)

COMMAND	SEPTEMBER (1957)	DECEMBER	MARCH (1958)	JUNE
WORLDWIDE - TOTAL	331,114	311,522	313,945	315,806
MALE - TOTAL	240,174	225,379	226,504	228,087
FEMALE - TOTAL	90,940	86,143	87,441	87,719
CONTINENTAL US - TOTAL	290,669	273,037	275,330	277,321
Male - Total	208,801	195,598	196,809	198,319
Female - Total	81,868	77,439	78,521	79,002
Air Defense Command - Total	10,830	9,868	9,360	9,595
Male	7,352	6,617	6,244	6,377
Female	3,478	3,251	3,116	3,218
Air Force Accounting and Finance Center - Total a/	1,994	1,882	1,857	1,851
Male	659	636	627	621
Female	1,335	1,246	1,230	1,230
Air Materiel Command - Total	159,879	151,983	154,179	156,069
Male	121,195	115,167	116,323	117,702
Female	38,684	36,816	37,856	38,367
Air Proving Ground Command - Total b/	2,666	-	-	-
Male	2,114	-	-	-
Female	552	-	-	-
Air Research and Development Command - Total	22,289	23,474	23,610	23,771
Male	16,291	17,229	17,391	17,508
Female	5,998	6,245	6,219	6,263
Air Training Command - Total	36,374	31,654	31,030	29,694
Male	25,556	21,994	21,669	20,716
Female	10,818	9,660	9,361	8,978
Air University - Total	2,846	2,606	2,605	2,655
Male	1,690	1,514	1,504	1,546
Female	1,156	1,092	1,101	1,109
Continental Air Command - Total	9,129	8,172	8,273	8,470
Male	5,699	5,054	5,198	5,459
Female	3,430	3,118	3,075	3,011
Headquarters Command, USAF - Total	5,460	5,923	6,070	6,422
Male	3,336	3,766	3,817	4,079
Female	2,124	2,157	2,253	2,343
Headquarters US Air Force - Total	5,471	5,244	5,194	5,089
Male	2,204	2,150	2,124	2,088
Female	3,267	3,094	3,070	3,001
Military Air Transport Service - Total	13,017	12,604	12,409	12,608
Male	9,231	8,949	8,816	8,889
Female	3,786	3,655	3,593	3,719
Strategic Air Command - Total	13,951	13,040	14,125	14,331
Male	9,203	8,354	8,911	8,961
Female	4,748	4,686	5,214	5,370
Tactical Air Command - Total	5,593	5,321	5,234	4,930
Male	3,649	3,472	3,397	3,186
Female	1,944	1,849	1,837	1,744
USAF Academy - Total	587	701	823	1,260
Male	337	416	515	907
Female	250	285	308	353
USAF Security Service - Total	583	565	561	576
Male	285	280	273	280
Female	298	285	288	296

TABLE 229 — SUMMARY — CIVILIAN EMPLOYEES BY SEX, BY COMMAND — LAST HALF FY 1949 THROUGH FY 1958 (CONTINUED)

COMMAND	SEPTEMBER (1957)	DECEMBER	MARCH (1958)	JUNE
OVERSEAS - TOTAL	40,445	38,485	38,615	38,485
Male - Total	31,373	29,781	29,695	29,768
Female - Total	9,072	8,704	8,920	8,717
Air Defense Command - Total	1,761	1,673	1,610	1,516
Male	1,485	1,415	1,358	1,287
Female	276	258	252	229
Air Materiel Command - Total	6,511	5,642	5,594	5,358
Male	5,441	4,654	4,617	4,437
Female	1,070	988	977	921
Air Research and Development Command - Total	15	16	14	17
Male	2	2	2	2
Female	13	14	12	15
Alaskan Air Command - Total	2,997	2,628	2,695	2,971
Male	1,938	1,794	1,721	1,964
Female	1,059	834	974	1,007
Caribbean Air Command - Total	895	854	878	863
Male	711	678	693	681
Female	184	176	185	182
Headquarters Command, USAF - Total	565	531	599	569
Male	360	335	368	353
Female	205	196	231	216
Military Air Transport Service - Total	4,255	4,086	4,080	4,178
Male	3,388	3,285	3,271	3,389
Female	867	801	809	789
Pacific Air Forces - Total c/	13,817	13,318	13,359	13,239
Male	11,237	10,887	10,901	10,868
Female	2,580	2,431	2,458	2,371
Strategic Air Command - Total	5,149	5,336	5,397	5,429
Male	4,011	4,169	4,214	4,253
Female	1,138	1,167	1,183	1,176
US Air Forces, Europe - Total	4,458	4,380	4,365	4,323
Male	2,788	2,552	2,539	2,525
Female	1,670	1,828	1,826	1,798
USAF Security Service - Total	22	21	24	22
Male	12	10	11	9
Female	10	11	13	13

a/ Air Force Finance Center renamed Air Force Accounting and Finance Center, September 1957.
b/ Air Proving Ground Command transferred to Air Research and Development Command, 1 December 1957.
c/ Far East Air Force redesignated Pacific Air Forces, 1 July 1957.

Note: Headquarters, Sixteenth Air Force transferred to Strategic Air Command (Overseas), 1 July 1957.

Source: Personnel Statistics Division, Directorate of Statistical Services, Comptroller of the Air Force

TABLE 230 — CIVILIAN EMPLOYEES BY CITIZENSHIP OR NON-CITIZENSHIP STATUS, BY COMMAND, OVERSEAS — FY 1958

COMMAND	JULY (1957)	AUGUST	SEPTEMBER	OCTOBER	NOVEMBER	DECEMBER	JANUARY (1958)	FEBRUARY	MARCH	APRIL	MAY	JUNE
OVERSEAS - TOTAL	41,459	41,210	40,509	40,132	38,550	38,485	38,462	38,533	38,615	38,624	38,637	38,485
US TERRITORIES AND POSSESSIONS - TOTAL	9,062	9,052	8,849	8,371	8,151	8,111	8,088	8,074	8,151	8,204	8,189	8,417
CONTINENTAL US CITIZENS - TOTAL	7,312	7,301	7,109	6,660	6,470	6,448	6,420	6,405	6,473	6,542	6,537	6,764
NON-US CITIZENS - TOTAL	1,750	1,751	1,740	1,711	1,681	1,663	1,668	1,669	1,678	1,662	1,652	1,653
FOREIGN COUNTRIES - TOTAL	32,397	32,158	31,660	31,761	30,399	30,374	30,374	30,459	30,464	30,420	30,448	30,068
CONTINENTAL US CITIZENS - TOTAL	7,892	7,888	7,995	8,341	8,072	7,972	7,884	7,879	7,890	7,827	7,829	7,574
NON-US CITIZENS - TOTAL	24,505	24,270	23,665	23,420	22,327	22,402	22,490	22,580	22,574	22,593	22,619	22,494
Air Defense Command - Total	1,754	1,789	1,761	1,730	1,677	1,673	1,665	1,652	1,610	1,581	1,547	1,516
Foreign Countries - Total	1,754	1,789	1,761	1,730	1,677	1,673	1,665	1,652	1,610	1,581	1,547	1,516
Continental US Citizens	72	90	75	74	74	75	76	77	78	73	72	66
Non-US Citizens	1,682	1,699	1,686	1,656	1,603	1,598	1,589	1,575	1,532	1,508	1,475	1,450
Air Materiel Command - Total	6,630	6,637	6,511	5,958	5,692	5,642	5,600	5,636	5,594	5,531	5,522	5,358
US Territories and Possessions - Total	270	278	278	267	241	242	242	243	241	237	238	275
Continental US Citizens	3	3	3	3	2	4	4	4	3	3	3	40
Non-US Citizens	267	275	275	264	239	238	238	239	238	234	235	235
Foreign Countries - Total	6,360	6,359	6,233	5,691	5,451	5,400	5,358	5,393	5,353	5,294	5,284	5,083
Continental US Citizens	2,066	2,062	2,017	1,984	1,957	1,928	1,880	1,844	1,836	1,791	1,770	1,697
Non-US Citizens	4,294	4,297	4,216	3,707	3,494	3,472	3,478	3,549	3,517	3,503	3,514	3,386
Air Research and Development Command - Total	15	15	15	15	15	16	15	15	14	14	17	17
Foreign Countries - Total	15	15	15	15	15	16	15	15	14	14	17	17
Continental US Citizens	9	9	8	8	8	9	8	8	8	8	8	8
Non-US Citizens	6	6	7	7	7	7	7	7	6	6	9	9
Alaskan Air Command - Total	3,084	3,110	2,997	2,752	2,624	2,628	2,634	2,658	2,695	2,765	2,756	2,971
US Territories and Possessions - Total	3,084	3,106	2,993	2,748	2,620	2,624	2,630	2,654	2,691	2,761	2,752	2,967
Continental US Citizens	3,077	3,099	2,986	2,742	2,616	2,621	2,626	2,650	2,687	2,757	2,747	2,962
Non-US Citizens	7	7	7	6	4	3	4	4	4	4	5	5
Foreign Countries - Total	-	4	4	4	4	4	4	4	4	4	4	4
Continental US Citizens	-	-	-	-	-	-	-	-	-	-	-	-
Non-US Citizens	-	4	4	4	4	4	4	4	4	4	4	4

TABLE 230 — CIVILIAN EMPLOYEES BY CITIZENSHIP OR NON-CITIZENSHIP STATUS, BY COMMAND, OVERSEAS — FY 1958 (CONTINUED)

COMMAND	JULY (1957)	AUGUST	SEPTEMBER	OCTOBER	NOVEMBER	DECEMBER	JANUARY (1958)	FEBRUARY	MARCH	APRIL	MAY	JUNE
Caribbean Air Command - Total	914	902	895	855	853	854	861	865	878	871	861	863
US Territories and Posessions - Total	884	871	864	824	822	822	830	834	847	839	830	832
Continental US Citizens	183	181	176	160	161	161	161	163	163	163	163	165
Non-US Citizens	701	690	688	664	661	661	669	671	684	676	667	667
Foreign Countries - Total	30	31	31	31	31	32	31	31	31	32	31	31
Continental US Citizens	2	2	2	2	2	2	2	2	2	3	2	2
Non-US Citizens	28	29	29	29	29	30	29	29	29	29	29	29
Headquarters Command, USAF - Total	553	555	573	543	505	531	558	585	599	596	605	569
US Territories and Possessions - Total	29	28	33	25	18	14	9	6	30	30	31	24
Continental US Citizens	29	28	33	25	18	14	9	6	30	30	31	24
Non-US Citizens	-	-	-	-	-	-	-	-	-	-	-	-
Foreign Countries - Total	524	527	540	518	487	517	549	579	569	566	574	545
Continental US Citizens	299	305	315	295	270	289	314	337	293	292	297	291
Non-US Citizens	225	222	225	223	217	228	235	242	276	274	277	254
Military Air Transport Service - Total	4,250	4,277	4,255	4,195	4,124	4,086	4,007	4,016	4,080	4,134	4,162	4,178
US Territories and Possessions - Total	834	855	841	836	807	785	780	787	819	846	856	838
Continental US Citizens	791	806	797	792	763	750	747	754	786	811	823	805
Non-US Citizens	43	49	44	44	44	35	33	33	33	35	33	33
Foreign Countries - Total	3,416	3,422	3,414	3,359	3,317	3,301	3,227	3,229	3,261	3,288	3,306	3,340
Continental US Citizens	777	795	791	771	742	749	738	740	745	751	737	745
Non-US Citizens	2,639	2,627	2,623	2,588	2,575	2,552	2,489	2,489	2,516	2,537	2,569	2,595
Pacific Air Forces - Total a/	14,321	14,111	13,866	13,990	13,364	13,318	13,366	13,406	13,359	13,341	13,350	13,239
US Territories and Possessions - Total	2,301	2,292	2,236	2,176	2,150	2,134	2,117	2,097	2,064	2,024	1,999	2,001
Continental US Citizens	2,288	2,277	2,224	2,164	2,139	2,123	2,106	2,086	2,054	2,017	1,992	1,994
Non-US Citizens	13	15	12	12	11	11	11	11	10	7	7	7
Foreign Countries - Total	12,020	11,819	11,630	11,814	11,214	11,184	11,249	11,309	11,295	11,317	11,351	11,238
Continental US Citizens	1,795	1,719	1,890	1,817	1,780	1,751	1,737	1,763	1,757	1,745	1,770	1,690
Non-US Citizens	10,225	10,100	9,740	9,997	9,434	9,433	9,512	9,546	9,538	9,572	9,581	9,548
Strategic Air Command - Total	5,250	5,229	5,153	5,155	5,229	5,336	5,378	5,371	5,397	5,413	5,407	5,429
US Territories and Possessions - Total	1,658	1,620	1,602	1,493	1,491	1,488	1,478	1,451	1,457	1,465	1,481	1,478
Continental US Citizens	939	905	888	772	769	773	765	740	748	759	776	772
Non-US Citizens	719	715	714	721	722	715	713	711	709	706	705	706

TABLE 230 — CIVILIAN EMPLOYEES BY CITIZENSHIP OR NON-CITIZENSHIP STATUS, BY COMMAND, OVERSEAS — FY 1958 (CONTINUED)

COMMAND	JULY (1957)	AUGUST	SEPTEMBER	OCTOBER	NOVEMBER	DECEMBER	JANUARY (1958)	FEBRUARY	MARCH	APRIL	MAY	JUNE
Strategic Air Command (Continued)												
Foreign Countries - Total	3,592	3,609	3,551	3,662	3,738	3,848	3,900	3,920	3,940	3,948	3,926	3,951
Continental US Citizens	574	607	623	640	660	646	654	654	665	660	656	642
Non-US Citizens	3,018	3,002	2,928	3,022	3,078	3,202	3,246	3,266	3,275	3,288	3,270	3,309
US Air Forces in Europe - Total	4,665	4,561	4,461	4,917	4,446	4,380	4,356	4,307	4,365	4,355	4,386	4,323
Foreign Countries - Total	4,665	4,561	4,461	4,917	4,446	4,380	4,356	4,307	4,365	4,355	4,386	4,323
Continental US Citizens	2,277	2,277	2,254	2,730	2,560	2,504	2,455	2,434	2,484	2,483	2,495	2,413
Non-US Citizens	2,388	2,284	2,207	2,187	1,886	1,876	1,901	1,873	1,881	1,872	1,891	1,910
USAF Security Service - Total	23	24	22	22	21	21	22	22	24	23	24	22
US Territories and Possessions - Total	2	2	2	2	2	2	2	2	2	2	2	2
Continental US Citizens	2	2	2	2	2	2	2	2	2	2	2	2
Non-US Citizens	-	-	-	-	-	-	-	-	-	-	-	-
Foreign Countries - Total	21	22	20	20	19	19	20	20	22	21	22	20
Continental US Citizens	21	22	20	20	19	19	20	20	22	21	22	20
Non-US Citizens	-	-	-	-	-	-	-	-	-	-	-	-

a/ Far East Air Force redesignated Pacific Air Forces, 1 July 1957.

Note: Headquarters, Sixteenth Air Force transferred to Strategic Air Command (Overseas), 1 July 1957.

Source: Personnel Statistics Division, Directorate of Statistical Services, Comptroller of the Air Force

TABLE 231 — SUMMARY — DEPARTMENTAL CIVILIAN EMPLOYEES BY TYPE OF APPOINTMENT, BY EMPLOYEE GROUP — FY 1955 THROUGH FY 1958

(In the table below, Competitive Career includes Presidential Appointees; Excepted, Limited, and Conditional includes Special Consultants.)

TYPE OF APPOINTMENT BY FISCAL YEAR	SEPTEMBER		DECEMBER		MARCH		JUNE	
	Salaried	Wage Board	Salaried	Wage Board	Salaried	Wage Board	Salaried	Wage Board
	FISCAL YEAR SUMMARIES							
FY 1955 - TOTAL					5,120	21	5,251	21
Competitive, Career					3,321	10	3,443	10
Competitive, Career-Conditional	NOT AVAILABLE				517	3	633	3
Competitive, Limited Tenure					1,204	8	1,105	8
Excepted, Limited or Conditional					31	-	30	-
Excepted, Permanent					47	-	40	-
FY 1956 - TOTAL	5,272	20	5,341	23	5,349	22	5,331	23
Competitive, Career	3,698	10	3,843	12	3,950	15	4,023	18
Competitive, Career-Conditional	774	2	877	3	892	-	897	-
Competitive, Limited Tenure	742	8	556	8	430	7	335	5
Excepted, Limited or Conditional	19	-	25	-	38	-	37	-
Excepted, Permanent	39	-	40	-	39	-	39	-
FY 1957 - TOTAL	5,546	23	5,562	21	5,615	21	5,601	21
Competitive, Career	4,240	18	4,265	19	4,329	19	4,351	19
Competitive, Career-Conditional	1,013	-	1,042	1	1,076	1	1,052	1
Competitive, Limited Tenure	230	5	187	1	139	1	125	1
Excepted, Limited or Conditional	26	-	25	-	28	-	28	-
Excepted, Permanent	37	-	43	-	43	-	45	-
FY 1958 - TOTAL	5,451	20	5,231	13	5,181	13	5,077	12
Competitive, Career	4,335	18	4,302	12	4,293	12	4,164	12
Competitive, Career-Conditional	965	1	786	-	748	-	722	-
Competitive, Limited Tenure	78	1	64	1	70	1	96	-
Excepted, Limited or Conditional	30	-	36	-	27	-	52	-
Excepted, Permanent	43	-	43	-	43	-	43	-
FY 1959 - TOTAL								
Competitive, Career								
Competitive, Career-Conditional								
Competitive, Limited Tenure								
Excepted, Limited or Conditional								
Excepted, Permanent								
FY 1960 - TOTAL								
Competitive, Career								
Competitive, Career-Conditional								
Competitive, Limited Tenure								
Excepted, Limited or Conditional								
Excepted, Permanent								

Source: Personnel Statistics Division, Directorate of Statistical Services, Comptroller of the Air Force

TABLE 232 - SUMMARY - DEPARTMENTAL CIVILIAN EMPLOYEES BY TYPE OF SERVICE - FY 1955 THROUGH FY 1958

TYPE OF SERVICE BY FISCAL YEAR	SEPTEMBER (1958)	DECEMBER	MARCH (1959)	JUNE
	FISCAL YEAR SUMMARIES			
FY 1955 - TOTAL	4,955	5,038	5,141	5,272
Crafts, Protective, Custodial	81	81	-	-
General Schedule	4,839	4,912	5,082	5,213
Presidential Appointees	4	5	5	5
Public Law 313	2	1	2	3
Special Consultants	29	39	31	30
Wage Board	-	-	21	21
FY 1956 - TOTAL	5,292	5,364	5,371	5,354
General Schedule	5,244	5,307	5,316	5,299
Presidential Appointees	6	6	5	5
Public Law 313	3	3	3	2
Special Consultants	19	25	25	25
Wage Board	20	23	22	23
FY 1957 - TOTAL	5,569	5,583	5,636	5,622
General Schedule	5,526	5,543	5,587	5,576
Presidential Appointees	5	5	5	5
Public Law 313	2	2	5	5
Special Consultants	13	12	18	15
Wage Board	23	21	21	21
FY 1958 - TOTAL	5,471	5,244	5,193	5,089
General Schedule	5,423	5,196	5,156	5,036
Presidential Appointees	6	6	6	6
Public Law 313	4	5	4	4
Special Consultants	18	24	14	31
Wage Board	20	13	13	12
FY 1959 - TOTAL				
General Schedule				
Presidential Appointees				
Public Law 313				
Special Consultants				
Wage Board				
FY 1960 - TOTAL				
General Schedule				
Presidential Appointees				
Public Law 313				
Special Consultants				
Wage Board				

Source: Personnel Statistics Division, Directorate of Statistical Services, Comptroller of the Air Force

TABLE 233 — SUMMARY — DEPARTMENTAL CIVILIAN EMPLOYEES WITH VETERANS' PREFERENCE, BY PREFERENCE POINTS — FY 1955 THROUGH FY 1958

VETERANS' PREFERENCE BY FISCAL YEAR	SEPTEMBER (1957)	DECEMBER	MARCH (1958)	JUNE
	FISCAL YEAR SUMMARIES			
FY 1955 - TOTAL	1,498	1,531	1,557	1,594
10 Point	203	203	204	212
5 Point	1,295	1,328	1,353	1,382
FY 1956 - TOTAL	1,645	1,693	1,715	1,700
10 Point	212	216	216	216
5 Point	1,433	1,477	1,499	1,484
FY 1957 - TOTAL	1,822	1,833	1,859	1,839
10 Point	290	297	304	297
5 Point	1,532	1,536	1,555	1,542
FY 1958 - TOTAL	1,801	1,757	1,762	1,691
10 Point	289	285	296	268
5 Point	1,512	1,472	1,466	1,423
FY 1959 - TOTAL				
10 Point				
5 Point				
FY 1960 - TOTAL				
10 Point				
5 Point				

Source: Personnel Statistics Division, Directorate of Statistical Services, Comptroller of the Air Force

TABLE 234 — SUMMARY — APPOINTMENT OF PHYSICALLY IMPAIRED CIVILIAN EMPLOYEES BY COMMAND, CONTINENTAL US — 30 JUN 1949 THROUGH 30 JUN 1958

DATE AND COMMAND	WORLDWIDE a/	CONTINENTAL US b/	OVERSEAS a/
	END OF FISCAL YEAR SUMMARIES		
30 JUNE 1949 - TOTAL		175	
30 JUNE 1950 - TOTAL		96	
30 JUNE 1951 - TOTAL		461	
Veteran Appointments		190	
Other		271	
30 JUNE 1952 - TOTAL		666	
Veteran Appointments		490	
Other		176	
30 JUNE 1953 - TOTAL		335	
Veteran Appointments		112	
Other		223	
30 JUNE 1954 - TOTAL c/	95	130	
30 JUNE 1955 - TOTAL	95	84	11
30 JUNE 1956 - TOTAL	234	223	11
30 JUNE 1957 - TOTAL	122	114	8
30 JUNE 1958 - TOTAL			
30 JUNE 1959 - TOTAL			
30 JUNE 1960 - TOTAL			

	JUL (1957)	AUG	SEP	OCT	NOV	DEC	JAN (1958)	FEB	MAR	APR	MAY	JUN
	FY 1958											
WORLDWIDE - TOTAL	114	86	23	26	42	57	110	162	159	175	194	212
CONTINENTAL US - TOTAL	105	79	18	25	41	49	86	146	134	124	123	142
Air Defense Command	9	2	1	1	6	-	1	1	2	3	2	1
Air Force Accounting and Finance Center d/	-	-	-	-	1	1	-	-	-	-	3	-
Air Materiel Command	65	57	8	18	19	34	62	110	97	88	94	114
Air Proving Ground Comd e/	-	-	3	-	-	-	-	-	-	-	-	-
Air Research and Development Command	6	4	2	-	6	7	9	7	16	12	5	6
Air Training Command	14	6	2	1	2	1	3	3	6	3	6	5
Air University	-	-	-	-	-	-	-	-	-	2	-	-
Continental Air Command	1	2	-	1	-	-	2	3	2	-	2	-
Headquarters Command, USAF	-	-	-	-	-	-	-	1	-	2	2	2
Headquarters US Air Force	-	-	-	-	-	-	-	-	-	-	-	-
Military Air Transport Service	8	7	2	-	2	-	2	19	6	7	5	6
Strategic Air Command	1	-	-	1	3	3	4	2	1	5	1	5
Tactical Air Command	-	1	-	3	-	1	2	-	2	2	1	-
USAF Academy	1	-	-	-	2	2	1	-	2	-	2	3
USAF Security Service	-	-	-	-	-	-	-	-	-	-	-	-
OVERSEAS - TOTAL	9	7	5	1	1	8	24	16	25	51	71	70
Air Defense Command	-	-	-	-	-	-	-	-	-	-	-	-
Air Materiel Command	-	-	1	-	-	5	-	-	1	-	-	-
Air Research and Development Command	-	-	1	-	-	-	-	-	-	-	-	-
Alaskan Air Command	-	-	1	-	-	1	1	4	2	4	1	2
Caribbean Air Command	1	-	-	-	-	-	-	-	-	-	-	-
Headquarters Command, USAF	1	-	-	-	-	-	-	-	-	-	-	-
Military Air Transport Service	4	3	1	1	-	-	-	12	21	45	68	66
Pacific Air Forces f/	3	4	1	-	-	1	2	-	1	-	2	-
Strategic Air Command	-	-	-	-	1	1	21	-	-	1	-	2
US Air Forces, Europe	-	-	-	-	-	-	-	-	-	1	-	-
USAF Security Service	-	-	-	-	-	-	-	-	-	-	-	-

a/ Not available prior to 1955.
b/ Not available prior to 1949.
c/ Veteran appointments not reported subsequent to 28 February 1954.
d/ Air Force Finance Center renamed Air Force Accounting and Finance Center, September 1957.
e/ Air Proving Ground Command transferred to Air Research and Development Command, 1 December 1957.
f/ Far East Air Forces redesignated Pacific Air Forces, 1 July 1957.

Note: Headquarters, Sixteenth Air Force transferred to Strategic Air Command (Overseas), 1 July 1957.

Source: Personnel Statistics Division, Directorate of Statistical Services, Comptroller of the Air Force

TABLE 235 — CIVILIAN EMPLOYEES BY DUTY LOCATION WITHIN CONTINENTAL US — FY 1958

(The distribution of command strength is by duty location, rather than the location of the unit of appointment. Personnel who are stationed outside the Continental US, but who are appointed to units within the Continental US are excluded; personnel who are stationed in the Continental US, but who are appointed to units outside the Continental US are included.)

STATE	SEPTEMBER (1957)	DECEMBER	MARCH (1958)	JUNE
TOTAL	290,669	273,037	275,330	277,321
Alabama	17,740	16,704	17,221	17,739
Arizona	3,772	3,488	3,509	3,543
Arkansas	564	534	523	513
California	39,549	36,764	37,421	38,191
Colorado	7,267	7,039	7,144	7,537
Connecticut	156	141	138	153
Delaware	1,373	1,296	1,171	1,187
District of Columbia	7,880	7,353	7,492	7,481
Florida	9,179	8,488	8,434	8,238
Georgia	17,402	16,845	17,479	17,966
Idaho	361	365	344	342
Illinois	5,474	5,339	5,613	5,653
Indiana	903	855	868	901
Iowa	179	163	167	175
Kansas	5,125	4,640	4,752	4,598
Kentucky	85	83	88	87
Louisiana	2,102	1,793	1,828	1,817
Maine	1,212	1,220	1,182	1,098
Maryland	2,910	2,633	2,109	2,043
Massachusetts	4,273	3,961	4,014	4,089
Michigan	1,629	1,439	1,455	1,491
Minnesota	514	491	558	579
Mississippi	3,690	3,414	3,350	3,167
Missouri	4,213	3,847	3,922	4,170
Montana	454	438	440	430
Nebraska	1,532	1,481	1,510	1,516
Nevada	1,522	1,456	1,516	1,545
New Hampshire	596	598	594	584
New Jersey	1,835	1,795	1,856	1,857
New Mexico	4,159	4,000	4,194	4,269
New York	12,564	11,490	11,544	11,715
North Carolina	867	773	771	774
North Dakota	78	63	75	79
Ohio	29,044	27,490	26,871	26,734
Oklahoma	21,408	20,672	20,910	21,255
Oregon	349	335	345	359
Pennsylvania	11,181	10,802	10,890	10,891
Rhode Island	9	10	10	10
South Carolina	2,062	2,018	1,981	1,955
South Dakota	527	488	485	487
Tennessee	4,111	3,579	3,475	3,425
Texas	42,263	39,048	39,267	38,468
Utah	11,106	10,885	11,148	11,244
Vermont	225	214	214	227
Virginia	1,650	1,500	1,496	1,794
Washington	3,297	3,025	2,992	3,024
West Virginia	24	21	20	21
Wisconsin	714	672	686	689
Wyoming	1,540	1,289	1,258	1,211

Source: Personnel Statistics Division, Directorate of Statistical Services, Comptroller of the Air Force

TABLE 236 — CIVILIAN EMPLOYEES BY DUTY LOCATION OUTSIDE CONTINENTAL US — FY 1958

(The distribution of command strength is by duty location, rather than the location of the unit of appointment. Personnel who are stationed outside the Continental US, but who are appointed to units within the Continental US are included; personnel who are stationed in the Continental US, but who are appointed to units outside the Continental US are excluded.)

COUNTRY	SEPTEMBER (1957)	DECEMBER	MARCH (1958)	JUNE
TOTAL	40,445	38,485	38,615	38,485
Afghanistan	3	3	2	1
Alaska	3,102	2,711	2,781	3,078
Argentina	3	4	3	2
Australia	3	3	3	4
Austria	8	10	-	7
Azores	1,461	1,470	1,490	1,491
Belgium	26	30	26	30
Bermuda	571	560	551	561
Bolivia	2	-	-	-
Brazil	13	4	4	4
Burma	3	3	3	3
Canada	3,954	3,940	3,888	3,769
Canal Zone	875	863	894	871
Chile	5	3	3	3
China	7	9	10	9
Colombia	5	6	3	3
Crete	38	41	49	50
Cuba	4	2	2	2
Czechoslovakia	3	3	3	3
Denmark	12	9	12	11
Ecuador	1	-	-	-
Egypt	8	8	8	8
El Salvador	1	-	-	-
England	332	444	455	461
Finland	3	3	3	3
Formosa	-	-	-	-
France	814	818	824	865
Germany	1,478	1,491	1,394	1,321
Greece	346	277	278	263
Greenland	-	-	-	15
Guam	1,374	1,345	1,324	1,344
Guatemala	5	3	3	4
Haiti	2	-	-	-
Hawaii	3,006	2,857	2,831	2,742
Honduras	1	-	-	-
Hungary	2	4	3	2
Iceland	733	674	667	770
India	4	4	4	4
Indonesia	3	3	3	2
Iran	7	6	6	4
Iraq	5	4	4	4
Israel	1	2	2	2
Italy	398	343	348	401
Japan	1,732	1,704	1,593	1,454
Johnston Island	14	13	14	12
Korea	2,217	2,328	2,382	2,259
Laos	2	4	-	-
Libya	1,211	1,016	1,020	991

TABLE 236 — CIVILIAN EMPLOYEES BY DUTY LOCATION OUTSIDE CONTINENTAL US — FY 1958 (CONTINUED)

COUNTRY	SEPTEMBER (1957)	DECEMBER	MARCH (1958)	JUNE
Malaya	4	4	4	4
Mexico	2	2	2	2
Morocco	610	640	638	514
Netherlands	10	13	14	13
Nicaragua	1	-	-	-
Norway	10	7	17	16
Pakistan	4	5	5	5
Paraguay	1	-	-	-
Peru	7	4	4	4
Philippine Islands	7,617	6,868	7,057	7,031
Poland	3	3	3	3
Portugal	4	2	2	4
Puerto Rico	601	475	463	460
Rumania	-	1	1	2
Russia	4	4	4	4
Ryukyu Islands	5,198	4,718	4,638	4,642
Saudi Arabia	118	102	110	114
Scotland	323	320	336	330
South Africa	2	2	2	2
Spain	1,307	1,534	1,669	1,726
Sweden	4	4	4	4
Switzerland	5	3	5	4
Syria	2	4	3	4
Taiwan	81	79	87	125
Thailand	6	11	8	6
Turkey	576	615	599	596
Uruguay	4	3	11	3
Venezuela	2	1	1	1
Viet Nam	-	-	4	2
Wales	91	33	27	27
Yugoslavia	4	3	4	4
Unknown	46	-	-	-

Source: Personnel Statistics Division, Directorate of Statistical Services, Comptroller of the Air Force

TABLE 237 — SUMMARY — ACCESSIONS OF USAF CIVILIAN EMPLOYEES BY TYPE — LAST HALF FY 1949 THROUGH FY 1958

DATE, LOCATION, AND ACCESSIONS	TOTAL	DATE, LOCATION, AND ACCESSIONS	TOTAL
	FISCAL YEAR SUMMARIES		
LAST HALF FY 1949		FY 1955	
WORLDWIDE - TOTAL	39,471	WORLDWIDE - TOTAL	86,867
CONTINENTAL US - TOTAL	24,045	CONTINENTAL US - TOTAL	61,014
OVERSEAS - TOTAL	15,426	OVERSEAS - TOTAL	25,853
FY 1950		FY 1956	
WORLDWIDE - TOTAL	54,236	WORLDWIDE - TOTAL	103,972
CONTINENTAL US - TOTAL	33,728	CONTINENTAL US - TOTAL	85,610
OVERSEAS - TOTAL	20,508	OVERSEAS - TOTAL	18,362
FY 1951		FY 1957	
WORLDWIDE - TOTAL	178,191	WORLDWIDE - TOTAL	69,218
CONTINENTAL US - TOTAL	160,700	CONTINENTAL US - TOTAL	54,779
OVERSEAS - TOTAL	17,491	OVERSEAS - TOTAL	14,439
FY 1952		FY 1958	
WORLDWIDE - TOTAL	143,979	WORLDWIDE - TOTAL	
CONTINENTAL US - TOTAL	120,772	CONTINENTAL US - TOTAL	
OVERSEAS - TOTAL	23,207	OVERSEAS - TOTAL	
FY 1953		FY 1959	
WORLDWIDE - TOTAL	85,680	WORLDWIDE - TOTAL	
CONTINENTAL US - TOTAL	69,468	CONTINENTAL US - TOTAL	
OVERSEAS - TOTAL	16,212	OVERSEAS - TOTAL	
FY 1954		FY 1960	
WORLDWIDE - TOTAL	62,174	WORLDWIDE - TOTAL	
CONTINENTAL US - TOTAL	42,839	CONTINENTAL US - TOTAL	
OVERSEAS - TOTAL	19,335	OVERSEAS - TOTAL	

ACCESSIONS BY TYPE	TOTAL	FIRST QUARTER	SECOND QUARTER	THIRD QUARTER	FOURTH QUARTER
	FY 1958				
WORLDWIDE - TOTAL	54,374	13,770	8,596	14,944	17,064
Accessions Resulting from Erroneous Separations	1,727	222	182	1,008	315
Career Appointment	172	30	16	30	96
Career-Conditional Appointment	13,821	4,584	1,211	3,712	4,314
Excepted Appointment	9,137	2,570	2,382	1,711	2,474
Other Temporary Appointments	4,605	882	847	1,177	1,699
Reemployed - Previous Federal Service	11,995	2,165	1,950	4,437	3,443
Returned to Duty or Pay Status	2,524	687	639	572	626
Temporary Appointments from Civil Service Register	3,103	541	393	722	1,447
Temporary Appointments Pending Civil Service Register	3,180	774	281	592	1,533
Transfers from Other Federal Agencies	4,110	1,315	695	983	1,117
CONTINENTAL US - TOTAL	44,044	10,943	5,990	12,794	14,317
Accessions Resulting from Erroneous Separations	1,550	177	133	952	288
Career Appointment	145	22	10	25	88
Career-Conditional Appointment	13,443	4,436	1,167	3,622	4,218
Excepted Appointment	1,371	451	200	140	580
Other Temporary Appointments	4,410	796	817	1,141	1,656
Reemployed - Previous Federal Service	11,419	2,022	1,841	4,276	3,280
Returned to Duty or Pay Status	2,316	619	595	533	569
Temporary Appointments from Civil Service Register	2,914	518	380	680	1,336
Temporary Appointments Pending Civil Service Register	2,583	652	206	474	1,251
Transfers from Other Federal Agencies	3,893	1,250	641	951	1,051
OVERSEAS - TOTAL	10,330	2,827	2,606	2,150	2,747
Accessions Resulting from Erroneous Separations	177	45	49	56	27
Career Appointment	27	8	6	5	8
Career-Conditional Appointment	378	148	44	90	96
Excepted Appointment	7,766	2,119	2,182	1,571	1,894
Other Temporary Appointments	195	86	30	36	43
Reemployed - Previous Federal Service	576	143	109	161	163
Returned to Duty or Pay Status	208	68	44	39	57
Temporary Appointments from Civil Service Register	189	23	13	42	111
Temporary Appointments Pending Civil Service Register	597	122	75	118	282
Transfers from Other Federal Agencies	217	65	54	32	66

Source: Personnel Statistics Division, Directorate of Statistical Services, Comptroller of the Air Force

TABLE 238 — SUMMARY — SEPARATIONS OF USAF CIVILIAN EMPLOYEES BY TYPE — LAST HALF FY 1949 THROUGH FY 1958

DATE, LOCATION, AND SEPARATIONS	TOTAL	DATE, LOCATION, AND SEPARATIONS	TOTAL
	FISCAL YEAR SUMMARIES		
LAST HALF FY 1949		FY 1955	
WORLDWIDE - TOTAL	28,487	WORLDWIDE - TOTAL	66,471
CONTINENTAL US - TOTAL	16,831	CONTINENTAL US - TOTAL	43,900
OVERSEAS - TOTAL	11,656	OVERSEAS - TOTAL	22,571
FY 1950		FY 1956	
WORLDWIDE - TOTAL	69,573	WORLDWIDE - TOTAL	67,877
CONTINENTAL US - TOTAL	41,364	CONTINENTAL US - TOTAL	50,684
OVERSEAS - TOTAL	28,209	OVERSEAS - TOTAL	17,193
FY 1951		FY 1957	
WORLDWIDE - TOTAL	72,474	WORLDWIDE - TOTAL	78,021
CONTINENTAL US - TOTAL	60,383	CONTINENTAL US - TOTAL	63,248
OVERSEAS - TOTAL	12,091	OVERSEAS - TOTAL	14,773
FY 1952		FY 1958	
WORLDWIDE - TOTAL	91,127	WORLDWIDE - TOTAL	
CONTINENTAL US - TOTAL	78,857	CONTINENTAL US - TOTAL	
OVERSEAS - TOTAL	12,270	OVERSEAS - TOTAL	
FY 1953		FY 1959	
WORLDWIDE - TOTAL	93,022	WORLDWIDE - TOTAL	
CONTINENTAL US - TOTAL	77,089	CONTINENTAL US - TOTAL	
OVERSEAS - TOTAL	15,933	OVERSEAS - TOTAL	
FY 1954		FY 1960	
WORLDWIDE - TOTAL	69,071	WORLDWIDE - TOTAL	
CONTINENTAL US - TOTAL	55,846	CONTINENTAL US - TOTAL	
OVERSEAS - TOTAL	13,225	OVERSEAS - TOTAL	

SEPARATIONS BY TYPE	TOTAL	FIRST QUARTER	SECOND QUARTER	THIRD QUARTER	FOURTH QUARTER
	FY 1958				
WORLDWIDE - TOTAL	79,348	22,989	28,364	12,700	15,295
Displacement of Indefinite Appointees	159	15	78	16	50
Disqualification, Inefficiency, Misconduct, Delinquent, Other	1,188	321	344	248	275
Extended Leave Without Pay	3,418	1,093	777	769	779
Reduction in Force	19,169	2,863	13,359	1,127	1,820
Resignations	35,967	13,377	8,880	6,314	7,396
Retirement, Legal Incompetence, Disability, Death	4,909	1,126	1,366	1,171	1,246
Separations Resulting from Erroneous Accessions	1,871	236	373	819	443
Suspension, Military Furlough	557	235	128	91	103
Termination of Temporary or Excepted Appointment	6,413	2,257	1,286	954	1,916
Transfers to Other Federal Agencies	5,697	1,466	1,773	1,191	1,267
CONTINENTAL US - TOTAL	64,590	17,802	23,770	10,628	12,390
Displacement of Indefinite Appointees	132	15	76	15	26
Disqualification, Inefficiency, Misconduct, Delinquent, Other	861	242	259	176	184
Extended Leave Without Pay	3,013	972	702	670	669
Reduction in Force	16,679	2,104	12,119	850	1,606
Resignations	27,151	9,833	6,365	5,220	5,733
Retirement, Legal Incompetence, Disability, Death	4,647	1,077	1,300	1,108	1,162
Separations Resulting from Erroneous Accessions	1,369	133	204	716	316
Suspension, Military Furlough	540	233	124	87	96
Termination of Temporary or Excepted Appointment	5,087	1,873	989	748	1,477
Transfers to Other Federal Agencies	5,111	1,320	1,632	1,038	1,121
OVERSEAS - TOTAL	14,758	5,187	4,594	2,072	2,905
Displacement of Indefinite Appointees	27	-	2	1	24
Disqualification, Inefficiency, Misconduct, Delinquent, Other	327	79	85	72	91
Extended Leave Without Pay	405	121	75	99	110
Reduction in Force	2,490	759	1,240	277	214
Resignations	8,816	3,544	2,515	1,094	1,663
Retirement, Legal Incompetence, Disability, Death	262	49	66	63	84
Separations Resulting from Erroneous Accessions	502	103	169	103	127
Suspension, Military Furlough	17	2	4	4	7
Termination of Temporary or Excepted Appointment	1,326	384	297	206	439
Transfers to Other Federal Agencies	586	146	141	153	146

Source: Personnel Statistics Division, Directorate of Statistical Services, Comptroller of the Air Force

TABLE 239 — SUMMARY — PROMOTIONS OF CIVILIAN EMPLOYEES BY VETERAN AND NON-VETERAN STATUS, BY COMMAND, CONTINENTAL US — FY 1952 THROUGH FY 1958

DATE, PREFERENCE STATUS, AND LOCATION	TOTAL	DATE, PREFERENCE STATUS, AND LOCATION	TOTAL
FISCAL YEAR SUMMARIES			
FY 1952 - TOTAL	94,670	FY 1956 - TOTAL	70,222
With Preference - Total	43,711	With Preference - Total	a/
Without Preference - Total	50,959	Without Preference - Total	a/
FY 1953 - TOTAL	88,430	FY 1957 - TOTAL	67,859
With Preference - Total	41,893		
Without Preference - Total	46,537	FY 1958 - TOTAL	56,508
FY 1954 - TOTAL	52,960		
With Preference - Total	25,849	FY 1959 - TOTAL	
Without Preference - Total	27,111		
FY 1955 - TOTAL	58,426	FY 1960 - TOTAL	
With Preference - Total	28,606		
Without Preference - Total	29,820		

COMMAND	JUL (1957)	AUG	SEP	OCT	NOV	DEC	JAN (1958)	FEB	MAR	APR	MAY	JUN
	FY 1958											
TOTAL	6,413	6,132	2,838	2,196	3,282	5,569	4,801	4,543	4,509	4,979	5,042	6,204
Air Defense Command	128	136	108	113	155	106	68	75	102	102	130	124
Air Force Accounting and Finance Center b/	63	36	-	-	11	27	16	4	7	12	19	55
Air Materiel Command	3,680	3,737	1,267	1,072	2,005	2,849	2,905	2,641	2,664	2,827	2,723	2,940
Air Proving Ground Command c/	31	49	32	24	35	-	-	-	-	-	-	-
Air Research and Development Command	616	648	607	203	372	576	587	467	412	418	487	684
Air Training Command	598	324	138	148	36	386	356	327	330	327	345	463
Air University	37	41	-	2	11	19	38	20	37	16	15	46
Continental Air Command	171	183	71	46	52	106	78	116	124	62	83	104
Headquarters Command, USAF	120	100	26	39	35	77	66	30	71	127	65	97
Headquarters US Air Force	145	79	128	50	36	98	56	88	87	67	113	89
Military Air Transport Service	223	214	88	147	156	794	242	345	234	253	171	221
Strategic Air Command	424	477	294	273	289	428	301	340	341	644	764	1,210
Tactical Air Command	110	91	46	56	61	71	51	42	67	71	72	82
USAF Academy	24	9	11	13	17	28	30	27	21	42	41	74
USAF Security Service	43	8	22	10	11	4	7	21	12	11	14	15

a/ Data by preference status for entire fiscal year were not available.

b/ Air Force Finance Center renamed Air Force Accounting and Finance Center, September 1957.

c/ Air Proving Ground Command transferred to Air Research and Development Command, 1 December 1957.

Note: Headquarters, Sixteenth Air Force transferred to Strategic Air Command (Overseas), 1 July 1957.

Source: Personnel Statistics Division, Directorate of Statistical Services, Comptroller of the Air Force

TABLE 240 — SUMMARY — DEMOTIONS OF CIVILIAN EMPLOYEES BY VETERAN AND NON-VETERAN STATUS, BY COMMAND, CONTINENTAL US — FY 1952 THROUGH FY 1958

DATE, PREFERENCE STATUS, AND LOCATION	TOTAL	DATE, PREFERENCE STATUS, AND LOCATION	TOTAL
FISCAL YEAR SUMMARIES			
FY 1952 - TOTAL	6,735	FY 1956 - TOTAL	8,034
With Preference - Total	3,364	With Preference - Total	a/
Without Preference - Total	3,371	Without Preference - Total	a/
FY 1953 - TOTAL	10,861	FY 1957 - TOTAL	10,653
With Preference - Total	4,900		
Without Preference - Total	5,961	FY 1958 - TOTAL	16,999
FY 1954 - TOTAL	18,074	FY 1959 - TOTAL	
With Preference - Total	7,712		
Without Preference - Total	10,302	FY 1960 - TOTAL	
FY 1955 - TOTAL	14,977		
With Preference - Total	7,100		
Without Preference - Total	7,877		

COMMAND	JUL (1957)	AUG	SEP	OCT	NOV	DEC	JAN (1958)	FEB	MAR	APR	MAY	JUN
	FY 1958											
TOTAL	1,446	850	998	4,025	2,906	1,301	1,150	828	868	604	1,205	818
Air Defense Command	22	10	68	76	90	12	23	29	21	29	41	32
Air Force Accounting and Finance Center b/	-	1	-	-	56	1	-	-	-	9	-	1
Air Materiel Command	1,014	500	634	2,417	2,185	989	893	633	622	365	942	443
Air Proving Ground Command c/	4	15	31	24	14	-	-	-	-	-	-	-
Air Research and Development Command	73	41	63	248	142	35	59	15	34	26	54	197
Air Training Command	153	68	80	676	151	188	70	71	92	89	87	61
Air University	1	3	-	17	2	3	1	1	5	1	-	1
Continental Air Command	33	22	23	96	46	11	24	19	20	19	18	3
Headquarters Command, USAF	41	4	10	9	17	6	3	3	3	4	2	5
Headquarters US Air Force	3	2	5	18	87	4	1	2	1	5	5	3
Military Air Transport Service	34	101	34	218	69	16	27	18	25	27	25	22
Strategic Air Command	40	61	33	200	38	24	34	31	26	14	23	30
Tactical Air Command	28	22	17	25	7	9	15	5	16	14	7	20
USAF Academy	-	-	-	-	1	2	-	-	2	2	-	-
USAF Security Service	-	-	-	1	1	1	-	1	1	-	1	-

a/ Data by preference status for entire fiscal year were not available.
b/ Air Force Finance Center renamed Air Force Accounting and Finance Center, September 1957.
c/ Air Proving Ground Command transferred to Air Research and Development Command, 1 December 1957.

Note: Headquarters, Sixteenth Air Force transferred to Strategic Air Command (Overseas), 1 July 1957.

Source: Personnel Statistics Division, Directorate of Statistical Services, Comptroller of the Air Force

TABLE 241 — USAF INCENTIVE AWARDS PROGRAM, WORLDWIDE — FY 1958

(Basic authority for the program is provided by Title III, Public Law 763, 83d Congress, which was effective, 30 November 1954 and repealed previous legislation.)

COMMAND	SUGGESTIONS				HONORARY AWARDS		CASH AWARDS FOR SUSTAINED SUPERIOR PERFORMANCE			CASH AWARDS FOR SPECIAL ACTS OR SERVICES		
	Suggestions Received	Suggestions Adopted	Cash Awards Paid	Estimated First Year Benefits a/	Exceptional Decorations Approved b/	Meritorious Awards Approved c/	Awards Approved	Cash Awards Paid	Estimated First Year Benefits a/	Awards Approved	Cash Awards Paid	Estimated First Year Benefits a/
TOTAL	80,345	18,798	$ 662,195	$ 32,389,949	44	163	2,356	$ 1,695,535	$ 1,128,660	280	$ 71,245	$ 3,987,295
CONTINENTAL US - TOTAL	73,498	17,952	638,655	31,645,544	44	158	8,981	1,630,585	1,078,660	278	71,245	3,987,295
Air Defense Command	3,147	725	24,595	383,570	3	4	565	97,500	-	4	550	-
Air Force Accounting and Finance Center d/	821	210	5,725	110,981	-	-	75	11,500	-	5	715	4,930
Air Materiel Command	38,156	10,082	370,640	18,839,520	10	97	3,420	635,085	1,045,585	190	40,860	1,372,010
Air Proving Ground Command e/	-	-	-	-	-	-	-	-	-	-	-	-
Air Research and Development Command	6,568	1,653	66,025	3,844,550	8	14	1,374	269,100	-	36	19,850	2,429,410
Air Training Command	9,052	1,893	57,785	1,513,419	1	-	689	113,900	-	8	1,805	60,000
Air University	334	104	2,660	67,420	2	1	92	13,400	-	5	950	-
Continental Air Command	1,900	599	16,075	283,050	2	-	282	40,560	-	4	335	-
Headquarters Command, USAF	290	66	2,970	69,650	7	13	226	44,400	-	1	100	-
Headquarters US Air Force	335	41	3,240	4,065,944	10	20	514	103,700	-	8	3,130	65,675
Military Air Transport Service	3,567	724	23,270	756,150	-	5	374	68,300	1,225	8	1,335	55,070
Strategic Air Command	7,419	1,497	52,190	1,316,540	-	3	851	147,740	29,250	5	615	-
Tactical Air Command	1,202	272	11,155	365,195	1	1	481	78,800	-	3	800	-
USAF Academy	283	34	1,000	16,335	-	-	23	4,000	-	-	-	-
USAF Security Service	404	52	1,325	13,220	-	-	15	2,600	2,600	1	200	200
OVERSEAS - TOTAL	6,847	846	23,540	744,405	-	5	375	64,950	50,000	2	-	-
Alaskan Air Command	730	89	6,140	130,645	-	2	52	8,600	-	2	-	-
Caribbean Air Command	329	55	1,060	15,400	-	1	23	4,900	-	-	-	-
Pacific Air Forces f/	1,764	327	5,710	144,670	-	-	165	23,850	-	-	-	-
US Air Forces, Europe	4,024	375	10,630	453,690	-	2	135	27,600	50,000	-	-	-

a/ Tangible benefits cannot be estimated in all instances as many result in intangible benefits such as morale, safety, or welfare.
b/ Decoration for Exceptional Civilian Service is awarded by Secretary of the Air Force.
c/ Award for Meritorious Civilian Service is awarded by Chief of Staff, or major air commanders.
d/ Air Force Finance Center renamed Air Force Accounting and Finance Center, September 1957.
e/ Air Proving Ground Command transferred to Air Research and Development Command, 1 December 1957.
f/ Far East Air Force redesignated Pacific Air Forces, 1 July 1957.

Note: Headquarters, Sixteenth Air Force transferred to Strategic Air Command (Overseas), 1 July 1957.

Source: Placement and Employee Relations Division, Directorate of Civilian Personnel, DCS/Personnel

TABLE 242 — AIR FORCE AID SOCIETY SUMMARIES — FY 1958

(The total amount of loans outstanding as of 30 June 1958 amounted to $1,473,796 of which it is estimated that $404,847 will not be collected for various reasons. Between 1 March 1946 and 30 June 1958, $1,002,531 has been written off as uncollectible due to death or subsequent financial difficulties of the borrowers. This results in total assistance to date of $3,022,677 of which repayment cannot be expected.

ACTIVITY	FISCAL YEAR 1958	1 MARCH 1946 THROUGH 30 JUNE 1958 a/
EXCESS RECEIPTS OVER DISBURSEMENTS - TOTAL	$ 372,447	b/ $ 3,635,833
Receipts (Excluding Loan Repayment) - Total	805,814	88,231,760
Memberships and Donations of All Kinds	774,752	6,794,695
Fund Raising Activities (Carnivals, Shows, Dances, etc)	31,062	1,437,065
Disbursements (Net) - Total	433,367	4,595,927
Operating Expenses (Forms, Bank Charges, etc)	13,247	99,454
Grants	287,964	2,020,146
Loans (Excess over Repayments)	132,156	2,476,327
EXCESS LOANS OVER REPAYMENTS - TOTAL	132,156	2,476,327
Loans Made	2,489,352	20,510,065
Loans Repaid	2,357,196	18,033,738
CASES ASSISTED - TOTAL	30,040	277,736
Number of Loans Made	28,341	265,192
Number of Grants Made	1,699	12,544

a/ Includes donations and memorials to the General Henry H. Arnold Education Fund.
b/ Of the $1,437,065 on 30 June 1958, it was necessary that $404,847 be retained in the field to meet immediate needs for assistance.

Source: Headquarters Unit, Air Force Aid Society, Headquarters US Air Force

TABLE 243 — SUMMARY OF USAF CIVILIAN RETIREMENT FUND TRANSACTIONS, WORLDWIDE — AS OF 31 DEC 1957

(Civilian Retirement Fund Transactions are reported only on a Calendar Year basis.)

SUMMARY NOMENCLATURE	CALENDAR YEAR 1957
Current Year Payments to Retirement Fund - Total	$ 130,835,438
Current Year Employee Deductions	91,953,266
Air Force Contribution a/	38,882,172
Year-End Total Retirement Deductions	345,672,229
Year-End of Active Accounts	287,465

a/ Air Force contribution began after 30 June 1957 with the first day of the first pay period at a rate of 6½ per cent.

Source: Accounts Division, Directorate of Accounting, Comptroller of the Air Force

Medical Activities

PART XX

MEDICAL ACTIVITY AND CASUALTIES

DEFINITIONS

ACTIVE DUTY MILITARY PERSONNEL
Consists of all military personnel who are on extended active duty. Excluded are military personnel who are on short tours of duty.

ADMISSION FROM DUTY
The enrollment in a patient status of a military person whose treatment requires that he be excused from duty beyond midnight of the day on which he reported for treatment, whether treated in a hospital, a dispensary or quarters. A patient is considered as admitted from duty only once during a continuous period of treatment: if he is transferred from one medical facility to another, the transfer is not an admission from duty. The term includes patients admitted to non-military medical facilities when the reporting facility has assumed responsibility for the records of the patient. Admissions from AWOL, except those AWOL from a patient status, are counted as admissions from duty. The term excludes persons treated on an outpatient status, and cases carded for record only.

ADMISSIONS RATE
A measure which indicates the frequency of patients being relieved from duty because of medical reasons. Hence, the admission rate is based on admissions from duty. The conversion of number of admissions to show the number of admissions that would occur during a year if admissions occurred throughout an entire year at the same frequency as in the period of observation, per thousand average strength is termed the annual admission rate and is computed as follows:

$$\frac{\text{Number of admissions during period X number of such periods in a year X 1000}}{\text{Average daily strength during the period}}$$

ADMISSIONS TO HOSPITALS AND CLASS "A" DISPENSARIES
Include all patients admitted to the wards of an Air Force hospital or Class "A" Dispensary whether from duty or by transfer from another medical facility. Excluded are cases treated in quarters, or in a duty status, or in a nonmilitary medical facility.

AVERAGE OCCUPIED BEDS
The average daily number of patients occupying beds in hospitals and Class "A" Dispensaries as of midnight of a given day.

AVERAGE STRENGTH SERVED
Includes not only those U. S. active duty military personnel for whom a base holds sick call, but also those U. S. active duty military personnel reporting elsewhere (Dispensaries) for sick call but attached to the base for in-patient care.

CASUALTY
Any person who is dead (from any cause) or whose services are lost to his unit for 24 hours or more because of involuntary absence (missing), capture, interment, or wounds, or injuries requiring admission to a medical treatment facility. Any person undergoing treatment for wounds or injuries as of 2400 local time, is considered as having been lost to his unit for 24 hours or longer. Mental disorders, psychoneurotic cases, colds and other diseases (not causing death) are not included as casualties. Casualties are divided into "battle" and "nonbattle" categories.

CAUSATIVE AGENT
That instrumentality, factor, or occurrence resulting in death, wound, injury, or missing status.

COMPLETE PHYSICAL EXAMINATIONS
Include only routine physical examinations performed in accordance with USAF directives and recorded on the report of medical examinations (Standard Form 88); physical inspections of food handlers or barbers are not included nor are examinations for personnel reporting sick.

DEATHS
Includes those persons killed outright (or dying before reaching a medical treatment facility); those wounded or injured persons who subsequently died of their wounds or injuries (after being admitted to a medical treatment

DEFINITIONS (CONTINUED)

facility); those persons reported as missing who were either subsequently conclusively determined to have been killed, or who, having been in a missing status for a year or more, were presumed to be no longer living; whether or not these incidents occurred "in action" or under "battle" or "nonbattle" conditions.

FULL TIME EQUIVALENT PERSONNEL
Are total assigned and attached personnel converted into actual full-time strength; for example, 10 individuals employed on a full-time basis and 4 individuals employed on a half-time basis, are considered to be 12 full-time equivalents.

HOSPITALIZATION RATIO
The proportion of strength occupying hospital and Class "A" Dispensary beds on an average day (of the period for which it is computed). It differs from the noneffective ratio in that quarters or Class "B" Dispensary patients are excluded. The ratio is computed per 100 strength as follows:

$$\frac{\text{Number of sick days in hospital and dispensary in the period X 100}}{\text{Average daily strength X number of days in the period}}$$

or:

$$\frac{\text{Daily average number of patients occupying hospital and dispensary beds}}{\text{Average daily strength for the period}}$$

INCIDENCE
A count of diagnostic entities reported, as distinguished from number of patients admitted.

MISSING
Any person is missing who is involuntarily absent or who fails to return from a scheduled flight or mission, who is not known to be dead, AWOL, in a hospital, in confinement, on leave, or in any other absent category.

NONBATTLE CASUALTY
Any dead (including those as a result of disease), or wounded, injured or missing person, not classed as "Battle" casualty are defined herein. All self-inflicted wounds or injuries and injuries due to elements such as frostbite and trenchfoot are considered to be "nonbattle". If there is any doubt as to whether a casualty, occurring under combat mission conditions, was due to "nonbattle" factors, the casualty is classed as "battle" and not as "nonbattle."

NONEFFECTIVENESS
The temporary loss of manpower from duty, in this context for medical reasons.

NONEFFECTIVE RATIO
The proportion of strength not available for duty on an average day (of the period for which it is computed) because of medical reasons whether under treatment in hospital, dispensary, or quarters. The ratio is computed per 100 strength as follows:

$$\frac{\text{Number of sick days in period X 100}}{\text{Average daily strength X number of days in period}}$$

or:

$$\frac{\text{Average daily number of "patients remaining" X100}}{\text{Average daily strength}}$$

OPERATING BEDS
Those medical treatment facility beds which are currently set up and in all respects ready for the care of patients, and which the facility is staffed and equipped to operate. Bassinets and Class "B" Dispensary beds are not included.

OUTPATIENT VISITS
A visit is counted for each patient (not excused from duty) who on a given day presents himself for either medical advice or treatment. On any given day, only one visit is counted regardless of the number of times the patient is seen; when the patient is seen on multiple days, one visit is counted for each day. Patients reporting for prescribed examinations and immunizations are not counted as a visit.

DEFINITIONS (CONTINUED)

PRINCIPAL DIAGNOSIS
A term used to indicate the sum of sole and primary diagnosis.

SPECIFIED PERIODIC EXAMINATIONS OR TESTS
Are those examinations or tests administered to personnel, military or civilian, exposed to industrial-type hazards.

RETURNS TO MILITARY CONTROL
Persons, previously reported as missing, who have returned to military control from a missing status.

505282 O - 59 - 36

TABLE 244 — SUMMARY — ADMISSION RATES OF USAF PERSONNEL, WORLDWIDE — FY 1953 THROUGH FY 1958

(Data represents admissions from duty, treated at any medical facility, computed monthly as admissions-per-year per 1,000 average strength.)

DIAGNOSTIC CATEGORY BY FISCAL YEAR	FISCAL YEAR	JUL	AUG	SEPT	OCT	NOV	DEC	JAN	FEB	MAR	APR	MAY	JUN
ALL CAUSES													
FY 1953 - Total . . .	320	283	293	280	287	288	290	546	370	340	323	293	283
FY 1954 - Total . . .	284	277	280	267	283	279	248	314	311	314	306	293	253
FY 1955 - Total . . .	276	256	263	256	273	280	247	325	334	302	279	270	243
FY 1956 - Total . . .	262	250	250	243	256	250	237	277	294	304	283	253	251
FY 1957 - Total . . .	270	242	253	252	266	255	244	292	300	317	285	265	276
FY 1958 - Total . . .	378	283	303	408	698	481	310	343	419	379	302	255	261
FY 1959 - Total . . .					—								
FY 1960 - Total . . .													
DISEASE													
FY 1953	282	243	253	242	246	250	255	509	333	304	286	254	242
FY 1954	246	235	240	229	243	241	214	279	274	278	269	255	215
FY 1955	241	218	227	221	238	246	216	290	298	269	244	231	206
FY 1956	226	212	215	209	220	215	203	243	257	268	248	215	212
FY 1957	232	203	214	215	226	218	207	255	265	281	248	225	231
FY 1958	341	240	263	371	663	448	277	311	381	346	269	218	223
FY 1959													
FY 1960													
NON-BATTLE INJURY													
FY 1953	38	40	40	38	41	38	35	37	37	36	37	39	41
FY 1954	38	42	40	38	40	38	34	35	37	36	37	38	38
FY 1955	35	38	36	35	36	34	31	35	36	33	35	39	37
FY 1956	36	38	35	34	36	35	34	34	37	36	35	38	39
FY 1957	38	39	39	37	40	37	37	37	35	36	37	40	45
FY 1958	37	43	40	37	35	33	33	32	38	33	34	38	39
FY 1959													
FY 1960													

Source: Biometrics Division, Office of the Surgeon General, Hq USAF

TABLE 245 — SUMMARY — NONEFFECTIVE RATIOS OF USAF PERSONNEL, WORLDWIDE — FY 1953 THROUGH FY 1958

(Data represents per cent strength not available for duty due to medical reasons, on an average day.)

FISCAL YEAR	FISCAL YEAR	JUL	AUG	SEPT	OCT	NOV	DEC	JAN	FEB	MAR	APR	MAY	JUN
FY 1953	1.28	1.35	1.32	1.30	1.28	1.23	1.12	1.54	1.34	1.28	1.26	1.19	1.17
FY 1954	1.15	1.19	1.18	1.15	1.22	1.15	.98	1.27	1.23	1.18	1.19	1.14	1.02
FY 1955	1.10	1.06	1.09	1.09	1.08	1.03	.92	1.30	1.22	1.17	1.12	1.12	1.04
FY 1956	1.02	1.04	1.01	1.03	1.04	1.01	.85	1.07	1.07	1.09	1.06	.98	.99
FY 1957	1.02	1.00	1.02	1.04	1.02	1.02	.84	1.11	1.08	1.10	1.03	.96	1.02
FY 1958	1.11	.96	1.08	1.11	1.44	1.29	1.09	.98	1.17	1.20	1.07	.99	.96
FY 1959													
FY 1960													

Source: Biometrics Division, Office of the Surgeon General, Hq USAF

TABLE 246 — SUMMARY — HOSPITALIZATION RATIOS OF USAF PERSONNEL, WORLDWIDE — FY 1953 THROUGH FY 1958

(Data represents per cent of strength occupying hospital beds, at any medical facility, on an average day.)

FISCAL YEAR	FISCAL YEAR	JUL	AUG	SEPT	OCT	NOV	DEC	JAN	FEB	MAR	APR	MAY	JUNE
FY 1953	1.09	1.12	1.12	1.10	1.09	1.09	.96	1.24	1.17	1.13	1.10	1.05	1.00
FY 1954	.95	1.00	.98	.99	1.00	.95	.81	.93	1.02	1.00	.95	.92	.85
FY 1955	.87	.82	.84	.85	.87	.87	.78	.86	1.01	.93	.90	.88	.84
FY 1956	.82	.80	.81	.79	.81	.80	.69	.76	.86	.88	.85	.82	.78
FY 1957	.79	.78	.81	.78	.80	.79	.72	.77	.85	.85	.82	.79	.75
FY 1958	.84	.77	.81	.87	1.03	.93	.78	.78	.90	.89	.81	.74	.72
FY 1959													
FY 1960													

Source: Biometrics Division, Office of the Surgeon General, Hq USAF

TABLE 247 – SUMMARY – ADMISSIONS AND NUMBER OF PATIENTS OCCUPYING BEDS IN USAF HOSPITALS AND DISPENSARIES BY TYPE OF BENEFICIARY, BY COMMAND – FY 1952 THROUGH FY 1958

(Table below includes only commands with Hospitals and Class A Dispensaries)

FISCAL YEAR	NUMBER OF ADMISSIONS				NUMBER OF PATIENTS OCCUPYING BEDS ON AN AVERAGE DAY							
	Total	Active Duty Military		Other	Total	Active Duty Military			Dependents		Veterans Administration Beneficiaries	Other
		Air Force	Other			Air Force	Army	Navy-Marine	Air Force	Other		
	FISCAL YEAR SUMMARIES											
FY 1952 WORLDWIDE - TOTAL	411,573	234,651	78,221	98,701	10,831	8,140	941	113	1,270	202	19	146
CONTINENTAL US - TOTAL	328,490	181,892	63,110	83,488	8,560	6,701	411	94	1,119	156	1	78
OVERSEAS - TOTAL	83,083	52,759	15,111	15,213	2,271	1,439	530	19	151	46	18	68
FY 1953 WORLDWIDE - TOTAL	438,188	242,346	62,291	133,551	11,066	8,039	679	126	1,721	284	23	194
CONTINENTAL US - TOTAL	335,486	178,520	47,748	109,218	8,479	6,326	295	94	1,442	221	3	98
OVERSEAS - TOTAL	102,702	63,826	14,543	24,333	2,587	1,713	384	32	279	63	20	96
FY 1954 WORLDWIDE - TOTAL	426,526	221,457	53,420	151,649	10,477	7,248	593	169	1,915	319	29	204
CONTINENTAL US - TOTAL	315,343	157,146	38,601	119,596	7,665	5,426	267	87	1,528	238	12	107
OVERSEAS - TOTAL	111,183	64,311	14,819	32,053	2,812	1,822	326	82	387	81	17	97
FY 1955 WORLDWIDE - TOTAL	423,181	221,579	35,731	165,871	10,209	6,894	496	142	2,098	351	23	205
CONTINENTAL US - TOTAL	322,324	166,070	24,612	131,642	7,736	5,363	234	65	1,691	260	1	122
OVERSEAS - TOTAL	100,857	55,509	11,119	34,229	2,473	1,531	262	77	407	91	22	83
FY 1956 WORLDWIDE - TOTAL	417,796	202,546	29,275	185,975	9,714	6,135	478	106	2,353	373	21	248
CONTINENTAL US - TOTAL	306,559	143,583	18,652	144,324	7,192	4,649	211	64	1,854	265	1	148
OVERSEAS - TOTAL	111,237	58,963	10,623	41,651	2,522	1,486	267	42	499	108	20	100
FY 1957 WORLDWIDE - TOTAL	420,859	200,884	26,738	193,237	9,450	5,799	421	102	2,460	358	25	285
CONTINENTAL US - TOTAL	297,974	140,377	15,725	141,872	6,795	4,332	159	64	1,836	232	2	170
OVERSEAS - TOTAL	122,885	60,507	11,013	51,365	2,655	1,467	262	38	624	125	23	115

TABLE 247 — SUMMARY — ADMISSIONS AND NUMBER OF PATIENTS OCCUPYING BEDS IN USAF HOSPITAL AND DISPENSARIES BY TYPE OF BENEFICIARY, BY COMMAND — FY 1952 THROUGH FY 1958 (CONTINUED)

COMMAND	NUMBER OF ADMISSIONS				NUMBER OF OCCUPYING BEDS ON AN AVERAGE DAY							
	Total	Active Duty Military		Other a/	Total	Active Duty Military			Dependents		Veterans Beneficiaries	Other b/
		Air Force	Other			Air Force	Army	Navy-Marine	Air Force	Other		
	FY 1958											
WORLDWIDE - TOTAL	444,607	236,332	24,115	184,160	9,571	6,114	312	117	2,315	352	25	336
CONTINENTAL U S - TOTAL	307,953	164,285	14,854	128,814	6,873	4,578	138	69	1,624	229	2	233
Air Defense Command	22,083	15,290	961	5,832	322	218	18	3	65	8	-	10
Air Materiel Command	22,932	9,422	1,762	11,748	528	304	22	9	131	33	-	29
Air Proving Ground Command	2,539	1,302	36	1,201	111	87	1	-	20	1	-	2
Air Research and Development Command	8,904	3,658	511	4,735	196	121	5	2	53	10	-	5
Air Training Command	89,075	50,361	1,790	36,924	2,262	1,601	15	12	509	53	-	72
Air University	6,243	3,055	57	3,131	383	288	3	1	57	11	-	23
Continental Air Command	8,069	5,268	234	2,567	624	541	6	1	49	13	-	14
Headquarters Command, USAF	6,507	3,233	714	2,560	132	90	4	2	26	6	-	4
Military Air Transport Service	20,912	11,158	2,093	7,661	350	211	14	8	84	16	1	16
Strategic Air Command	95,511	47,192	6,263	42,056	1,556	862	48	25	499	67	1	54
Tactical Air Command	25,178	14,346	433	10,399	409	255	2	6	131	11	-	4
OVERSEAS - TOTAL	136,654	72,047	9,261	55,346	2,698	1,536	174	48	691	123	23	103
Air Defense Command	1,578	529	85	964	36	17	2	1	13	2	-	1
Alaskan Air Command	13,555	3,936	2,298	7,321	283	93	65	1	56	41	23	4
Military Air Transport Service	6,602	3,199	1,133	2,270	81	40	9	5	18	4	-	5
Pacific Air Force	28,973	15,518	1,751	11,704	650	391	27	14	158	24	-	36
Strategic Air Command	18,909	12,361	914	5,634	285	195	13	2	59	6	-	10
U S Air Forces, Europe	67,037	36,504	3,080	27,453	1,363	800	58	25	387	46	-	47

a/ Includes Dependents, Retired, Employees, Allied and Neutral Military Personnel, Veterans Administration Beneficiaries, etc.
b/ Includes Allied Military Personnel, Bureau of Employee Compensation Beneficiaries, Employees, etc.

Source: Personnel Statistics Division, Comptroller of the Air Force

TABLE 248 — VOLUME OF SELECTED OUTPATIENT ACTIVITIES BY TYPE OF BENEFICIARY, BY COMMAND — FY 1958

COMMAND	TOTAL	TYPE OF BENEFICIARY					
		Active Duty Military			Dependents	U S Civilian Employee	Other a/
		Air Force	Army	Navy-Marine			
	SUMMARY						
WORLDWIDE							
Outpatient Visits	11,180,808	4,855,629	155,471	32,051	5,336,367	625,176	176,114
Quarters Patients Visits	211,559	205,158	5,114	626	-	-	661
Flight Physical Exams	214,613	185,154	2,398	450	-	2,706	23,905
Other Complete Physical Exams	443,302	313,892	14,986	1,967	19,665	47,220	45,572
Limited Physical Exams and Tests	516,271	312,797	4,200	1,798	60,890	100,028	36,558
Screening Exams and Tests	418,751	221,050	3,840	1,741	53,095	95,906	43,119
Immunizations	6,834,593	4,201,296	75,560	19,914	2,202,302	196,410	139,111
CONTINENTAL US							
Outpatient Visits	7,956,243	3,354,854	64,258	18,407	3,881,098	557,845	79,781
Quarters Patients Visits	149,061	144,371	3,669	390	-	-	631
Flight Physical Exams	182,246	154,170	1,848	310	-	2,666	23,252
Other Complete Physical Exams	335,664	245,675	11,011	1,397	10,711	43,589	23,281
Limited Physical Exams and Tests	408,910	267,134	2,164	1,100	33,462	94,696	10,354
Screening Exams and Tests	279,916	146,928	1,925	980	30,445	90,519	9,119
Immunizations	5,063,469	3,269,936	40,426	12,936	1,536,407	158,484	45,280
OVERSEAS							
Outpatient Visits	3,224,565	1,500,775	91,213	13,644	1,455,269	67,331	96,333
Quarters Patients Visits	62,498	60,787	1,445	236	-	-	30
Flight Physical Exams	32,367	30,984	550	140	-	40	653
Other Complete Physical Exams	107,638	68,217	3,975	570	8,954	3,631	22,291
Limited Physical Exams and Tests	107,361	45,663	2,036	698	27,428	5,332	26,204
Screening Exams and Tests	138,835	74,122	1,915	761	22,650	5,387	34,000
Immunizations	1,771,124	931,360	35,134	6,978	665,895	37,926	93,831
	CONTINENTAL US						
AIR DEFENSE COMMAND							
Outpatient Visits	801,321	473,696	16,341	1,819	301,769	3,428	4,268
Quarters Patients Visits	31,701	30,748	874	71	-	-	8
Flight Physical Exams	19,687	15,924	354	33	-	88	3,288
Other Complete Physical Exams	35,726	29,172	2,068	147	1,023	1,073	2,243
Limited Physical Exams and Tests	22,836	17,077	698	226	3,155	1,118	562
Screening Exams and Tests	11,480	9,956	320	41	601	479	83
Immunizations	445,586	268,057	8,350	1,427	161,201	4,398	2,153
AIR FORCE FINANCE DIVISION							
Outpatient Visits	19,051	710	-	-	-	18,341	-
Quarters Patients Visits	62	62	-	-	-	-	-
Flight Physical Exams	-	-	-	-	-	-	-
Other Complete Physical Exams	295	-	-	-	-	295	-
Limited Physical Exams and Tests	577	7	-	-	-	570	-
Screening Exams and Tests	4,666	30	-	-	-	4,636	-
Immunizations	3,809	676	-	-	-	3,133	-
AIR MATERIEL COMMAND							
Outpatient Visits	1,008,340	180,474	2,899	2,034	343,001	471,651	8,281
Quarters Patients Visits	8,384	8,314	51	4	-	-	15
Flight Physical Exams	15,000	9,826	144	31	-	1,891	3,108
Other Complete Physical Exams	55,197	15,180	557	73	2,619	30,720	6,048
Limited Physical Exams and Tests	101,881	17,464	185	134	2,247	80,168	1,683
Screening Exams and Tests	102,052	17,069	838	317	5,198	76,414	2,216
Immunizations	368,923	116,980	1,161	606	130,165	115,953	4,058
AIR PROVING GROUND							
Outpatient Visits	54,055	21,703	185	45	31,310	681	131
Quarters Patients Visits	1,764	1,744	13	7	-	-	-
Flight Physical Exams	715	700	-	2	-	8	5
Other Complete Physical Exams	1,667	1,290	-	-	117	215	45
Limited Physical Exams and Tests	2,093	1,729	4	1	293	65	1
Screening Exams and Tests	-	-	-	-	-	-	-
Immunizations	21,643	12,915	8	-	8,632	67	21

TABLE 248 — VOLUME OF SELECTED OUTPATIENT ACTIVITIES BY TYPE OF BENEFICIARY, BY COMMAND — FY 1958 (CONTINUED)

COMMAND	TOTAL	TYPE OF BENEFICIARY					
		Active Duty Military			Dependents	U S Civilian Employee	Other a/
		Air Force	Army	Navy-Marine			
	CONTINENTAL US (Continued)						
AIR RESEARCH AND DEVELOPMENT COMMAND							
Outpatient Visits	290,714	97,551	8,818	3,756	157,957	20,096	2,536
Quarters Patients Visits	11,032	10,342	556	106	-	-	28
Flight Physical Exams	5,567	4,622	154	116	-	272	403
Other Complete Physical Exams	12,944	8,222	220	153	463	3,460	426
Limited Physical Exams and Tests	22,163	15,614	111	198	1,597	4,501	142
Screening Exams and Tests	11,930	6,202	89	103	2,939	2,235	362
Immunizations	137,721	65,278	2,468	1,998	58,777	7,393	1,807
AIR TRAINING COMMAND							
Outpatient Visits	1,811,980	832,310	3,720	2,390	933,649	13,958	25,953
Quarters Patients Visits	19,578	19,363	32	6	-	-	177
Flight Physical Exams	43,105	36,057	274	51	-	190	6,533
Other Complete Physical Exams	57,058	45,700	1,491	213	1,727	3,770	4,157
Limited Physical Exams and Tests	146,030	127,498	240	163	9,482	4,872	3,775
Screening Exams and Tests	56,482	44,240	46	20	4,166	4,404	3,606
Immunizations	1,460,604	1,046,357	1,022	419	396,497	7,123	9,186
AIR UNIVERSITY							
Outpatient Visits	140,261	48,854	633	184	88,038	614	1,938
Quarters Patients Visits	2,408	2,398	4	1	-	-	5
Flight Physical Exams	2,610	2,610	-	-	-	-	-
Other Complete Physical Exams	6,211	5,817	-	-	178	131	85
Limited Physical Exams and Tests	909	143	1	2	653	30	80
Screening Exams and Tests	537	60	3	-	254	59	161
Immunizations	52,699	24,922	23	23	27,301	116	314
CONTINENTAL AIR COMMAND							
Outpatient Visits	189,916	80,857	9,151	1,258	86,883	4,613	7,154
Quarters Patients Visits	11,025	9,349	1,534	111	-	-	31
Flight Physical Exams	8,693	5,185	523	22	-	29	2,934
Other Complete Physical Exams	22,583	14,847	1,542	231	172	1,279	4,512
Limited Physical Exams and Tests	5,325	3,231	206	21	313	751	803
Screening Exams and Tests	4,285	2,363	144	4	1,037	516	221
Immunizations	154,157	81,702	6,050	612	48,896	4,013	12,884
HEADQUARTERS COMMAND, USAF							
Outpatient Visits	147,727	71,251	1,852	778	69,102	3,407	1,337
Quarters Patients Visits	4,067	3,968	84	13	-	-	2
Flight Physical Exams	4,170	3,774	-	-	-	9	387
Other Complete Physical Exams	6,992	6,359	252	1	29	218	133
Limited Physical Exams and Tests	889	576	1	2	193	86	31
Screening Exams and Tests	7,580	4,434	67	24	2,524	117	414
Immunizations	83,141	43,947	784	191	37,058	889	272
MILITARY AIR TRANSPORT SERVICE							
Outpatient Visits	551,479	270,349	3,147	2,585	253,446	15,553	6,399
Quarters Patients Visits	16,198	15,791	39	14	-	-	354
Flight Physical Exams	12,822	11,494	129	13	-	11	1,175
Other Complete Physical Exams	18,403	15,287	1,038	71	461	620	926
Limited Physical Exams and Tests	23,575	17,781	212	213	2,772	1,177	1,420
Screening Exams and Tests	20,334	17,581	78	361	1,010	839	465
Immunizations	279,226	168,491	6,420	5,182	89,056	1,436	8,641
STRATEGIC AIR COMMAND							
Outpatient Visits	2,215,463	970,187	16,553	2,764	1,200,934	4,665	20,360
Quarters Patients Visits	32,900	32,370	473	57	-	-	-
Flight Physical Exams	56,265	51,138	237	30	-	134	4,726
Other Complete Physical Exams	92,748	80,865	3,274	471	3,011	1,553	3,574
Limited Physical Exams and Tests	61,853	49,596	477	114	9,507	964	1,195
Screening Exams and Tests	48,554	34,618	328	109	11,679	673	1,147
Immunizations	1,499,195	1,063,847	12,841	2,083	405,403	9,346	5,675

TABLE 248 — VOLUME OF SELECTED OUTPATIENT ACTIVITIES BY TYPE OF BENEFICIARY, BY COMMAND — FY 1958 (CONTINUED)

COMMAND	TOTAL	TYPE OF BENEFICIARY					
		Active Duty Military			Dependents	U S Civilian Employee	Other a/
		Air Force	Army	Navy-Marine			
	CONTINENTAL US (Continued)						
TACTICAL AIR COMMAND							
Outpatient Visits	725,936	306,912	959	794	415,009	838	1,424
Quarters Patients Visits	9,942	9,922	9	-	-	-	11
Flight Physical Exams	13,612	12,840	33	12	-	34	693
Other Complete Physical Exams	25,840	22,936	569	37	911	255	1,132
Limited Physical Exams and Tests	20,779	16,418	29	26	3,250	394	662
Screening Exams and Tests	12,016	10,375	12	1	1,037	147	444
Immunizations	556,765	376,764	1,299	395	173,421	4,617	269
	OVERSEAS						
AIR DEFENSE COMMAND							
Outpatient Visits	33,511	14,021	717	68	17,445	966	294
Quarters Patients Visits	39	39	-	-	-	-	-
Flight Physical Exams	249	249	-	-	-	-	-
Other Complete Physical Exams	1,218	598	162	1	92	-	365
Limited Physical Exams and Tests	525	120	37	-	114	75	179
Screening Exams and Tests	1,525	290	55	58	241	357	524
Immunizations	15,871	8,077	743	12	6,218	418	403
ALASKAN AIR COMMAND							
Outpatient Visits	223,691	70,559	8,800	159	137,224	5,405	1,544
Quarters Patients Visits	3,428	3,378	49	1	-	-	-
Flight Physical Exams	1,840	1,775	51	2	-	6	6
Other Complete Physical Exams	9,486	6,738	8	10	1,691	1,034	5
Limited Physical Exams and Tests	3,008	1,165	397	-	1,185	258	3
Screening Exams and Tests	5,178	2,483	34	2	2,527	125	7
Immunizations	80,978	39,272	783	13	36,744	3,229	937
CARIBBEAN AIR COMMAND							
Outpatient Visits	25,436	9,491	3	-	13,732	19	2,191
Quarters Patients Visits	1,246	1,223	-	1	-	-	22
Flight Physical Exams	392	301	6	8	-	1	76
Other Complete Physical Exams	640	521	1	-	56	35	27
Limited Physical Exams and Tests	1,845	1,214	31	14	411	8	167
Screening Exams and Tests	630	464	5	3	19	2	137
Immunizations	13,120	4,133	12	12	8,657	-	306
MILITARY AIR TRANSPORT SERVICE							
Outpatient Visits	123,298	54,806	10,879	4,379	45,767	4,109	3,358
Quarters Patients Visits	1,553	1,509	12	32	-	-	-
Flight Physical Exams	1,258	1,187	13	43	-	11	4
Other Complete Physical Exams	3,222	2,339	214	175	329	160	5
Limited Physical Exams and Tests	4,380	1,408	133	240	351	763	1,485
Screening Exams and Tests	2,593	1,343	131	151	468	412	88
Immunizations	56,849	29,720	4,258	1,564	15,422	2,195	3,690
PACIFIC AIR FORCE							
Outpatient Visits	917,466	466,859	27,827	4,038	382,345	15,659	20,738
Quarters Patients Visits	18,931	18,352	555	21	-	-	3
Flight Physical Exams	11,398	11,139	136	45	-	8	70
Other Complete Physical Exams	29,487	18,510	1,558	64	1,157	828	7,370
Limited Physical Exams and Tests	35,100	13,740	538	104	9,555	2,229	8,934
Screening Exams and Tests	77,286	44,731	988	252	8,681	3,176	19,458
Immunizations	496,213	283,489	13,106	1,648	147,564	9,250	41,156

TABLE 248 - VOLUME OF SELECTED OUTPATIENT ACTIVITIES BY TYPE OF BENEFICIARY, BY COMMAND - FY 1958 (CONTINUED)

COMMAND	TOTAL	TYPE OF BENEFICIARY					
		Active Duty Military			Dependents	U S Civilian Employee	Other a/
		Air Force	Army	Navy-Marine			
	OVERSEAS (Continued)						
STRATEGIC AIR COMMAND							
Outpatient Visits	430,125	212,281	13,287	690	189,238	9,719	4,910
Quarters Patients Visits	7,165	7,097	58	10	-	-	-
Flight Physical Exams	4,273	4,197	29	-	-	3	44
Other Complete Physical Exams	12,766	8,203	590	64	1,454	1,102	1,353
Limited Physical Exams and Tests	13,952	7,125	330	66	3,509	1,086	1,836
Screening Exams and Tests	15,318	6,504	257	258	3,742	787	3,770
Immunizations	220,675	127,133	4,544	525	79,911	6,451	2,111
US AIR FORCES, EUROPE							
Outpatient Visits	1,471,038	672,758	29,700	4,310	669,518	31,454	63,298
Quarters Patients Visits	30,136	29,189	771	171	-	-	5
Flight Physical Exams	12,957	12,136	315	42	-	11	453
Other Complete Physical Exams	50,819	31,308	1,442	256	4,175	472	13,166
Limited Physical Exams and Tests	48,551	20,891	570	274	12,303	913	13,600
Screening Exams and Tests	36,305	18,307	445	37	6,972	528	10,016
Immunizations	887,418	439,536	11,688	3,204	371,379	16,383	45,228

a/ Includes Short Tour Active Duty

Source: Personnel Statistics Division, Directorate of Statistical Services, DCS/Comptroller

TABLE 249 QUARTERLY STAFFING AVERAGES OF USAF MEDICAL AND DENTAL TREATMENT FACILITIES — FY 1958

(Table below is a modification of Table 24, FY 1957; table is now reported on a quarterly basis)

FACILITY	FULL-TIME EQUIVALENTS OF PERSONNEL			MEDICAL IN-PATIENT SERVICE			MEDICAL OUT-PATIENT SERVICE			DENTAL			PERSONNEL			
	Total	Military	Civilian	Full-Time Equivalents Charged	Average Occupied Beds	Personnel Equivalents Per 100 Occupied Beds	Full-Time Equivalents Charged	Average Daily Work Units	Personnel Equivalents Per 100 Work Units	Full-Time Equivalents Charged	Average Daily Work Units	Personnel Equivalents Per 100 Work Units	Repair and Maintenance	Formal Training	Other	Surplus
	HOSPITALS															
TOTAL . .	24,470.1	19,470.0	5,000.1	10,896.3	6,768	161	6,050.3	19,416	31.2	2,928.8	14,628	20.0	284.3	920.4	3,390.0	113.7
August(1957) .	24,583.4	19,383.3	5,200.1	10,990.1	6,694	164	6,002.0	17,738	33.8	2,923.8	13,762	21.2	286.0	1,019.4	3,362.1	123.6
November . . .	24,021.7	19,100.1	4,921.6	10,768.1	7,297	148	5,944.5	19,727	30.1	2,882.2	14,188	20.3	282.8	850.4	3,293.7	113.7
February(1958)	24,615.3	19,682.1	4,933.2	10,903.7	7,197	152	6,096.3	21,315	28.6	2,978.8	16,539	18.0	285.0	933.5	3,418.0	121.9
May	24,659.8	19,714.4	4,945.4	10,923.5	5,884	186	6,158.5	18,887	32.6	2,930.5	14,024	20.9	282.9	878.4	3,486.0	95.8
	CLASS "A" DISPENSARIES															
TOTAL . .	2,093.7	1,870.8	222.9	414.9	207	200	773.1	1,888	40.9	368.4	1,759	20.9	3.6	89.6	444.1	52.2
August(1957) .	2,198.5	1,965.3	233.2	443.8	206	215	803.8	1,832	43.9	381.2	1,683	22.7	3.0	102.8	463.9	47.1
November . . .	2,139.2	1,910.8	228.4	443.2	274	162	781.8	2,089	37.4	373.7	1,791	20.9	4.0	82.6	453.9	41.3
February(1958)	2,064.5	1,853.3	211.2	393.8	212	186	767.7	1,984	38.7	369.6	1,914	19.3	4.5	84.3	444.6	62.1
May	1,972.6	1,753.9	218.7	378.7	136	278	738.9	1,647	44.9	349.1	1,649	21.2	3.0	88.7	414.2	58.4

Source: Personnel Statistics Division, Directorate of Statistical Services, Comptroller of the Air Force

TABLE 250 – SUMMARY – NON-BATTLE DEATHS OF USAF OFFICERS BY AERONAUTICAL RATING, BY GRADE IN WHICH SERVING AT TIME OF DEATH – LAST HALF FY 1952 THROUGH FY 1958

DATE	TOTAL	PILOT							TOTAL	NAVIGATOR/OBSERVER						
		General	Colonel	Lieutenant Colonel	Major	Captain	First Lieutenant	Second Lieutenant		General	Colonel	Lieutenant Colonel	Major	Captain	First Lieutenant	Second Lieutenant
	FISCAL YEAR SUMMARIES															
LAST HALF FY 1952 - TOTAL	228	2	6	7	19	78	77	39	77	-	-	-	6	25	24	22
FY 1953 - TOTAL	482	1	4	16	44	140	168	109	137	-	-	1	13	38	45	40
FY 1954 - TOTAL	417	1	12	11	36	99	130	128	91	-	1	-	7	23	25	35
FY 1955 - TOTAL	430	-	10	17	40	100	150	104	94	1	-	3	8	27	36	20
FY 1956 - TOTAL	426	3	9	11	44	118	161	80	101	1	1	1	8	29	33	28
FY 1957 - TOTAL	325	1	8	11	40	89	141	35	115	-	-	-	8	38	55	14
FY 1958 - TOTAL																
FY 1959 - TOTAL																
FY 1960 - TOTAL																
	FY 1958															
TOTAL	354	3	9	27	53	103	139	20	97	-	-	6	13	32	42	4
July (1957)	31	-	-	5	4	9	10	3	11	-	-	1	-	2	7	1
August	19	-	-	3	2	1	12	1	7	-	-	-	1	2	4	-
September	26	-	-	2	5	5	12	2	7	-	-	-	1	4	2	-
October	43	-	4	2	10	15	10	2	11	-	-	1	4	2	4	-
November	26	-	-	3	4	9	10	-	7	-	-	-	-	4	3	-
December	33	-	2	2	4	9	13	3	14	-	-	2	2	7	2	1
January (1958)	32	1	-	1	5	10	14	1	7	-	-	-	-	1	6	-
February	36	-	2	2	4	16	10	2	9	-	-	-	-	4	5	-
March	27	1	-	3	4	7	9	3	6	-	-	1	-	3	2	-
April	35	-	1	1	7	11	14	1	10	-	-	1	4	1	4	-
May	17	-	-	1	-	4	12	-	2	-	-	-	-	1	1	-
June	29	1	-	2	4	7	13	2	6	-	-	-	1	1	2	2

Source: Personnel Statistics Division, Directorate of Statistical Services, Comptroller of the Air Force

TABLE 251 – SUMMARY – NON-BATTLE DEATHS OF USAF OFFICERS AND AIRMEN BY GRADE IN WHICH SERVING AT TIME OF DEATH – LAST HALF FY 1952 THROUGH FY 1958

DATE	TOTAL	OFFICER								TOTAL	AIRMAN							
		General	Colonel	Lieutenant Colonel	Major	Captain	First Lieutenant	Second Lieutenant	Warrant Officer		Master Sergeant	Technical Sergeant	Staff Sergeant	Airman First Class	Airman Second Class	Airman Third Class	Airman Basic	Aviation Cadet
	FISCAL YEAR SUMMARIES																	
LAST HALF FY 1952 - TOTAL	357	2	10	12	40	115	109	67	2	714	49	72	116	122	137	160	44	14
FY 1953 - TOTAL	741	2	14	26	83	200	235	174	7	1,678	115	116	255	327	371	353	89	52
FY 1954 - TOTAL	599	1	15	19	65	140	173	181	5	1,300	99	109	219	228	295	263	58	29
FY 1955 - TOTAL	622	1	14	38	65	149	198	147	10	1,319	103	126	213	252	316	223	62	24
FY 1956 - TOTAL	623	4	13	23	69	163	206	139	6	1,371	112	119	242	241	348	229	73	7
FY 1957 - TOTAL	580	1	14	25	72	157	228	76	7	1,409	147	136	250	261	330	226	44	15
FY 1958 - TOTAL																		
FY 1959 - TOTAL																		
FY 1960 - TOTAL																		
	FY 1958																	
TOTAL	544	3	13	46	75	155	201	40	11	1,307	137	153	232	237	289	209	40	10
July (1957)	53	-	1	8	4	12	19	7	2	155	13	21	29	34	22	29	7	-
August	34	-	-	4	3	4	19	3	1	105	10	11	17	20	24	19	2	2
September	36	-	-	2	7	10	15	2	-	86	7	8	19	20	15	13	3	1
October	59	-	5	3	15	18	16	2	-	107	4	12	19	19	25	22	6	-
November	38	-	-	4	4	16	14	-	-	113	16	14	18	16	22	19	4	4
December	61	-	2	5	7	19	20	7	1	121	15	7	19	21	32	23	3	1
January (1958)	46	1	2	2	6	14	20	1	-	107	13	12	21	24	20	15	2	-
February	58	-	2	3	5	22	19	5	2	98	13	15	10	16	23	18	2	1
March	36	1	-	6	5	10	11	3	-	99	6	13	21	19	28	9	2	1
April	55	-	1	3	12	14	20	2	3	111	19	15	22	18	25	11	1	-
May	25	-	-	2	-	8	13	-	2	102	9	10	18	17	30	14	4	-
June	43	1	-	4	7	8	15	8	-	103	12	15	19	13	23	17	4	-

Source: Personnel Statistics Division, Directorate of Statistical Services, Comptroller of the Air Force

TABLE 252 — SUMMARY — NON-BATTLE DEATHS OF USAF OFFICERS BY AGE GROUP, BY GRADE IN WHICH SERVING AT TIME OF DEATH — LAST HALF FY 1952 THROUGH FY 1958

GRADE	TOTAL	AGE GROUP							
		20 Through 24	25 Through 29	30 Through 34	35 Through 39	40 Through 44	45 Through 49	50 Through 54	55 And Older
	FISCAL YEAR SUMMARIES								
LAST HALF FY 1952 - TOTAL	357	31	112	140	48	11	8	4	1
FY 1953 - TOTAL	741	81	232	269	104	26	17	9	3
FY 1954 - TOTAL	599	205	131	160	66	16	15	3	3
FY 1955 - TOTAL	622	179	176	129	90	17	26	3	2
FY 1956 - TOTAL	623	205	143	115	107	19	21	9	4
FY 1957 - TOTAL	580	136	173	91	110	42	15	9	4
FY 1958 - TOTAL									
FY 1959 - TOTAL									
FY 1960 - TOTAL									
	FY 1958								
TOTAL	544	90	163	75	131	62	10	5	8
FIRST HALF FY 1958 - TOTAL	281	55	79	42	69	27	2	3	4
General	-	-	-	-	-	-	-	-	-
Colonel	8	-	-	-	-	5	-	2	1
Lieutenant Colonel	26	-	-	1	14	8	1	1	1
Major	40	-	-	5	24	9	-	-	2
Captain	79	-	11	35	29	4	-	-	-
First Lieutenant	103	40	62	1	-	-	-	-	-
Second Lieutenant	21	15	6	-	-	-	-	-	-
Warrant Officer	4	-	-	-	2	1	1	-	-
LAST HALF FY 1958 - TOTAL	263	35	84	33	62	35	8	2	4
General	3	-	-	-	-	-	2	-	1
Colonel	5	-	-	-	-	2	1	-	2
Lieutenant Colonel	20	-	-	-	5	12	2	1	-
Major	35	-	-	2	24	8	1	-	-
Captain	76	-	9	24	32	10	1	-	-
First Lieutenant	98	24	67	6	1	-	-	-	-
Second Lieutenant	19	11	8	-	-	-	-	-	-
Warrant Officer	7	-	-	1	-	3	1	1	1

Source: Personnel Statistics Division, Directorate of Statistical Services, Comptroller of the Air Force

TABLE 253 – SUMMARY – NON-BATTLE DEATHS OF AIRMEN BY AGE GROUP, BY GRADE IN WHICH SERVING AT TIME OF DEATH – LAST HALF FY 1952 THROUGH FY 1958

GRADE	TOTAL	AGE GROUP								
		17 Through 19	20 Through 24	25 Through 29	30 Through 34	35 Through 39	40 Through 44	45 Through 49	50 Through 54	55 And Older
	FISCAL YEAR SUMMARIES									
LAST HALF FY 1952 - TOTAL	714	15	440	103	85	38	21	8	2	2
FY 1953 - TOTAL	1,678	164	982	222	132	94	46	22	10	6
FY 1954 - TOTAL	1,300	50	783	150	125	98	49	22	15	8
FY 1955 - TOTAL	1,319	129	705	171	120	113	52	20	4	5
FY 1956 - TOTAL	1,371	265	559	204	126	114	61	27	13	2
FY 1957 - TOTAL	1,409	190	605	216	121	119	90	41	18	9
FY 1958 - TOTAL										
FY 1959 - TOTAL										
FY 1960 - TOTAL										
	FY 1958									
TOTAL	1,307	146	528	212	109	148	98	42	18	6
FIRST HALF FY 1958 - TOTAL	687	98	283	100	52	74	41	25	11	3
Master Sergeant	65	-	-	-	6	30	14	9	4	2
Technical Sergeant	73	-	-	16	19	15	13	5	4	1
Staff Sergeant	121	-	25	43	14	17	10	9	3	-
Airman First Class	130	2	86	19	13	7	1	2	-	-
Airman Second Class	140	25	102	11	-	2	-	-	-	-
Airman Third Class	125	63	52	6	-	3	1	-	-	-
Airman Basic	25	8	13	2	-	-	2	-	-	-
Aviation Cadet	8	-	5	3	-	-	-	-	-	-
LAST HALF FY 1958 - TOTAL	620	48	245	112	57	74	57	17	7	3
Master Sergeant	72	-	-	1	6	27	26	7	3	2
Technical Sergeant	80	-	1	21	16	19	16	5	2	-
Staff Sergeant	111	-	20	36	23	17	10	3	1	1
Airman First Class	107	-	50	34	7	10	4	2	-	-
Airman Second Class	149	9	119	17	2	1	1	-	-	-
Airman Third Class	84	34	45	2	2	-	-	-	1	-
Airman Basic	15	5	9	-	1	-	-	-	-	-
Aviation Cadet	2	-	1	1	-	-	-	-	-	-

Source: Personnel Statistics Division, Directorate of Statistical Services, Comptroller of the Air Force

TABLE 254 - NON-BATTLE DEATHS OF USAF OFFICERS BY AGE GROUP, BY CAUSATIVE AGENT - FY 1958

(Non-Battle Deaths by causative Agents may be found in prior "USAF Statistical Digests" from FY 1952 to present date.)

CAUSATIVE AGENT	TOTAL	AGE GROUP							
		20 Through 24	25 Through 29	30 Through 34	35 Through 39	40 Through 44	45 Through 49	50 Through 54	55 And Older
FY 1958 - TOTAL	544	90	163	75	131	62	10	5	8
FIRST HALF FY 1958 - TOTAL	281	55	79	42	69	27	2	3	4
Aircraft Accident	204	46	62	30	48	16	-	1	1
Vehicle Accident	22	4	11	4	3	-	-	-	-
Disease	34	3	2	3	12	7	2	2	3
Other	21	2	4	5	6	4	-	-	-
LAST HALF FY 1958 - TOTAL	263	35	84	33	62	35	8	2	4
Aircraft Accident	200	33	75	30	45	14	3	-	-
Vehicle Accident	11	-	5	1	2	2	1	-	-
Disease	34	1	-	2	10	11	4	2	4
Other	18	1	4	-	5	8	-	-	-

Source: Personnel Statistics Division, Directorate of Statistical Services, Comptroller of the Air Force

TABLE 255 - NON-BATTLE DEATHS OF AIRMEN BY AGE GROUP, BY CAUSATIVE AGENT - FY 1958

(Non-Battle Deaths by causative agents may be found in prior "USAF Statistical Digests" from FY 1952 to present date.)

CAUSATIVE AGENT	TOTAL	AGE GROUP								
		17 Through 19	20 Through 24	25 Through 29	30 Through 34	35 Through 39	40 Through 44	45 Through 49	50 Through 54	55 And Older
FY 1958 - TOTAL . . .	1,307	146	528	212	109	148	98	42	18	6
FIRST HALF FY 1958 - TOTAL	687	98	283	100	52	74	41	25	11	3
Aircraft Accident . . .	46	4	20	10	2	8	1	1	-	-
Vehicle Accident	331	50	180	56	22	16	5	2	-	-
Disease	138	8	22	12	9	34	23	17	10	3
Other	172	36	61	22	19	16	12	5	1	-
LAST HALF FY 1958 - TOTAL	620	48	245	112	57	74	57	17	7	3
Aircraft Accident . . .	66	3	29	19	6	7	1	1	-	-
Vehicle Accident	241	26	130	41	18	17	7	2	-	-
Disease	160	1	23	20	19	36	38	14	6	3
Other	153	18	63	32	14	14	11	-	1	-

Source: Personnel Statistics Division, Directorate of Statistical Services, Comptroller of the Air Force

TABLE 256— USAF DENTAL HEALTH ACTIVITIES AT USAF INSTALLATIONS, WORLDWIDE — FY 1958

CLASS I - NO DENTAL DEFECTS

CLASS II - MINOR CARIES OR OTHER DEFICIENCIES

CLASS III - EXTENSIVE CARIES OR OTHER EXTENSIVE DENTAL DISEASES

CLASS IV - INSUFFICIENT TEETH (REQUIRE PROSTHESIS)

CLASS V - EMERGENCY

MONTH	DENTAL OFFICERS AND CIVILIAN DENTISTS a/	USAF MILITARY PERSONNEL DENTALLY CLASSIFIED											TOTAL DENTAL SITTINGS	TOTAL FILLINGS (RESTORATIONS)	DENTURES
		Total	Class I		Class II		Class III		Class IV		Class V				
			Number	Per Cent Of Total	Number	Per Cent Of Total	Number	Per Cent Of Total	Number	Per Cent Of Total	Number	Per Cent Of Total			
July (1957)	1,856	819,858	355,990	43.4	250,678	30.6	193,615	23.6	19,533	2.4	42	00.0	745,695	262,850	11,124
August	1,773	820,110	357,546	43.6	250,935	30.6	192,800	23.5	18,793	2.3	36	00.0	747,495	262,384	10,924
September	1,737	810,184	354,322	43.7	249,078	30.8	187,951	23.2	18,800	2.3	33	00.0	717,883	242,099	9,975
October	1,801	814,638	362,126	44.5	248,094	30.4	185,884	22.8	18,502	2.3	32	00.0	826,095	304,329	11,547
November	1,804	807,059	359,893	44.6	246,119	30.5	183,483	22.7	17,525	2.2	39	00.0	711,259	249,979	9,394
December	1,827	790,588	356,632	45.1	239,308	30.3	177,709	22.5	16,898	2.1	41	00.0	626,936	250,033	9,339
January (1958)	1,835	791,082	352,891	44.6	243,915	30.8	176,887	22.4	17,345	2.2	44	00.0	811,636	296,310	10,241
February	1,824	789,328	358,828	45.5	239,595	30.4	173,931	22.0	16,946	2.1	28	00.0	770,243	290,439	9,819
March	1,808	778,073	353,935	45.5	238,362	30.6	168,665	21.7	17,084	2.2	27	00.0	803,751	307,010	10,536
April	1,825	782,311	358,836	45.9	238,751	30.5	168,062	21.5	16,636	2.1	26	00.0	787,972	296,988	11,083
May	1,796	774,823	359,058	46.4	234,963	30.3	164,448	21.2	16,330	2.1	24	00.0	746,266	290,427	11,016
June	1,810	820,915	382,192	46.6	249,027	30.3	173,207	21.1	16,470	2.0	19	00.0	745,408	270,703	10,559

a/ Includes only those rendering dental service at Air Force Installations.

Source: Assistant for Dental Service, Office of the Surgeon General, Hq USAF.

Security & Discipline

PART XXI

SECURITY AND DISCIPLINE

PROVOST MARSHAL

INTRODUCTION

Provost Marshal statistics are a collection of selected data concerning corrections, security violations, and delinquencies charged to Worldwide Military Personnel on active duty. The statistics reported in this section are derived from AF Form 511, "Provost Marshal Activities Report."

The following definitions affect this portion of the Security and Discipline reports:

DEFINITIONS

ABSENT WITHOUT LEAVE (AWOL)

The status or the offense of any member of the Air Force, who, without proper authority:

(1) Fails to go to his appointed place of duty at the time prescribed, or

(2) Goes from that place, or

(3) Absents himself or remains absent from his unit, organization, or other place of duty which he is required to be at the time prescribed (Uniform Code of Military Justice, Article 86) (See AFR 35-73 1-4 dated: 2 August 1955.)

APPREHENSION

a. Cooperation of State and Local Police Forces. Commanders of zone of interior major air commands will take steps to secure the active cooperation of all State and local police forces and such other officials and organizations as they may consider useful to insure the person's prompt return to military control. Such agencies will be informed that they should not take action to apprehend an absentee or deserter unless they are in receipt of either DD Form 553 or information from an officer of the Air Force that the person is an absentee or deserter whose return to military control is desired. Commanders of major air commands overseas will take such action as the local situation may warrant.

b. Personnel Authorized to Apprehend:

(1) Military. Members of the Armed Forces are authorized to apprehend absentees and deserters in the circumstances described in MCM, 1951, paragraphs 17, 18, and 19.

(2) Civilians. Any civil officer having authority to apprehend offenders under the laws of the United States or any state, district, territory, or possession of the United States may summarily apprehend a deserter from the Armed Forces of the United States and deliver him into the custody of the Armed Forces of the United States (Uniform Code of Military Justice, Article 8). Generally, a private citizen does not have any authority to apprehend a deserter unless authorized to do so by a military officer (distribution of DD Form 553 has been held to be sufficient authorization).

CUSTODY GRADE

Prisoners will be classified as being in a minimum, medium or maximum custody grade in accordance with the criteria outlined in (1), (2), and (3) below. The initial classification will be determined by the confinement officer based upon the nature of the offense, demeanor of the prisoner upon admission, and any other pertinent information available.

(1) Minimum custody prisoners--Those who are sufficiently stable, dependable, and trustworthy who require little or no custodial supervision.

(2) Medium custody prisoners require continual supervision, but their escape would not threaten life, limb, or property.

(3) Maximum custody prisoner--Those whose escape would present a distinct threat to the safety of life, limb or property, and who require special custodial controls and handling.

The abbreviations used in connection with the Tables of Provost Marshal Activities Data are explained below:

CONTINENTAL US

ADC	- Air Defense Command	ConAC	- Continental Air Command
AFFC	- Air Force Finance Center	Hq CMD	- Headquarters Command
AMC	- Air Materiel Command	MATS	- Military Air Transport Service
ARDC	- Air Research and Development Command	SAC	- Strategic Air Command
ATC	- Air Training Command	TAC	- Tactical Air Command
AU	- Air University		

OVERSEAS

AAC	- Alaskan Air Command	PacAF	- Pacific Air Command
CAirC	- Caribbean Air Command	USAFE	- US Air Forces in Europe

505282 O - 59 - 37

TABLE 257 -- PROVOST MARSHAL

(Offenses as listed below are chargeable to the average daily strength as defined in AFM 171-6, Chapter 14, Paragraph excluding those persons on TDY and Missing of Air Force Units. SCARWAF Personnel will be included if court-martial some modification over Table 266, FY 1957.)

ACTIVITY AND MONTH	TOTAL	CONTINENTAL U S									
		Total	ADC	AFFC	AMC	ARDC a/	ATC	3320th	AU	CONAC	HQ CMD
SECURITY VIOLATIONS Involving Loss or Possible Subjection to Compromise b/											
July (1957)	31	24	3	-	2	1	2	-	-	1	-
August	25	20	4	-	1	1	-	-	-	1	-
September	22	20	5	-	1	1	1	-	-	1	4
October	23	17	1	-	4	-	-	-	-	-	-
November	33	25	6	-	5	-	1	-	-	-	-
December	29	25	2	-	2	-	1	-	1	1	-
January (1958)	37	31	7	-	4	1	-	-	1	-	-
February	20	19	1	-	1	2	3	-	1	-	-
March	24	17	2	-	2	-	1	-	-	-	-
April	35	25	3	-	4	2	1	-	-	-	-
May	33	28	2	-	5	1	2	-	-	1	-
June	37	32	2	-	5	-	5	-	-	-	-
All Security Violations (Including Compromise Cases)											
July (1957)	233	206	32	-	50	11	1	-	1	7	1
August	170	125	24	-	43	8	9	-	-	2	1
September	184	149	29	-	39	18	4	-	4	2	2
October	219	182	30	-	52	20	6	-	1	2	1
November	150	128	31	1	27	15	3	-	1	1	1
December	208	184	11	-	48	29	1	-	-	3	-
January (1958)	142	114	20	-	16	9	8	-	1	1	-
February	124	109	15	-	16	9	2	-	-	6	3
March	132	107	9	-	10	11	2	-	1	1	3
April	93	83	10	-	9	5	2	-	-	3	4
May	141	107	13	-	4	8	4	-	-	3	1
June	134	78	5	-	8	7	2	-	-	1	1
OFFENSES											
Military Offenses											
July (1957)	4,963	2,951	535	-	85	140	691	-	7	61	31
August	5,023	3,045	728	-	83	211	564	-	15	103	38
September	4,664	2,894	668	-	107	144	636	-	9	75	10
October	3,807	2,280	482	-	95	107	512	-	2	77	22
November	3,630	2,044	440	-	77	77	474	-	2	48	15
December	3,462	2,006	379	-	69	88	436	-	7	40	13
January (1958)	3,427	2,097	454	-	134	123	453	-	12	48	21
February	3,076	1,875	415	-	124	88	418	-	9	52	15
March	3,196	1,899	494	-	105	100	327	-	12	40	20
April	3,281	2,146	583	-	128	87	572	-	10	45	28
May	3,224	2,091	497	-	127	87	582	-	4	60	21
June	2,963	1,744	368	-	101	91	407	-	13	42	29
Civil Type Offenses Punishable by Over One Year											
July (1957)	200	154	22	-	2	3	34	-	-	2	2
August	230	185	22	-	10	2	49	-	1	3	-
September	244	193	33	-	1	4	46	-	5	7	2
October	254	192	25	-	9	8	38	-	4	12	-
November	224	161	17	-	10	1	47	-	-	6	4
December	232	185	27	-	4	-	48	-	-	6	2
January (1958)	233	173	26	-	2	-	46	-	2	6	-
February	165	128	17	-	1	4	28	-	1	5	3
March	194	159	21	-	3	9	29	-	4	2	2
April	161	119	14	-	3	2	28	-	2	2	2
May	189	139	16	-	9	3	24	-	5	2	2
June	208	157	20	-	1	9	39	-	3	-	2
Punishable by One Year or Less											
July (1957)	3,043	1,998	226	-	57	92	507	-	42	19	27
August	2,744	1,823	192	-	46	111	494	-	43	26	16
September	2,523	1,649	211	-	52	73	435	-	28	26	7
October	2,499	1,697	219	-	49	97	427	-	37	21	15
November	2,420	1,575	215	-	57	50	386	-	22	26	26
December	2,286	1,539	189	-	60	50	369	-	16	20	22
January (1958)	2,509	1,687	211	-	55	25	368	-	37	34	29
February	2,265	1,415	181	-	42	35	323	-	33	12	19
March	2,485	1,783	253	-	47	37	429	-	42	13	27
April	2,120	1,450	209	-	41	36	271	-	52	17	45
May	2,309	1,614	222	-	77	50	316	-	25	4	31
June	2,180	1,447	222	-	57	41	296	-	19	9	30

ACTIVITIES DATA — FY 1958

7c (1) dated, 1 March 1956 as follows: "Average strengths will include all personnel assigned and attached, jurisdiction is exercised over them." The 3320th is the Retraining Group to which prisoners are sent. Table shows

			OVERSEAS										ACTIVITY AND MONTH
MATS	SAC	TAC	Total	AAC	ADC	AMC FEA	AMC FPA	CAirC	MATS	PACAF	16thAF (SAC)	USAFE	
													SECURITY VIOLATIONS
													Involving Loss or Possible Subjection to Compromise b/
-	6	1	7	1	-	-	-	-	-	5	-	1	July (1957)
-	6	-	5	-	-	-	-	-	-	5	-	-	August
1	2	2	2	-	-	-	-	-	-	2	-	-	September
2	8	-	6	-	-	-	-	-	-	4	-	2	October
3	6	1	8	-	-	-	-	-	-	4	-	4	November
2	6	-	4	-	-	-	-	-	-	1	-	3	December
2	15	-	6	3	-	-	-	-	-	1	-	2	January (1958)
1	7	-	1	-	-	-	-	-	-	-	-	1	February
1	5	1	7	2	-	-	-	-	-	4	-	1	March
-	6	1	10	-	-	-	-	1	-	7	-	2	April
-	7	-	5	1	-	-	-	-	-	2	-	2	May
3	6	1	5	-	-	-	-	-	-	2	-	3	June
													All Security Violations (Including Compromise Cases
2	36	65	27	-	-	1	-	1	-	7	2	16	July (1957)
3	31	4	45	5	-	4	1	-	-	5	4	26	August
9	27	15	35	-	-	7	-	1	2	7	1	17	September
13	38	19	37	3	-	4	-	-	-	9	2	19	October
13	25	10	22	3	1	2	-	-	-	5	4	7	November
5	27	60	24	3	-	3	-	-	-	9	2	7	December
5	22	32	28	4	-	-	-	1	2	13	-	8	January (1958)
2	11	45	15	-	-	2	-	-	2	9	-	2	February
1	22	47	25	2	-	2	1	1	1	13	-	5	March
1	24	25	10	1	-	1	-	-	-	6	-	2	April
-	22	52	34	8	-	1	-	-	-	16	-	9	May
-	12	42	56	4	-	2	-	-	3	34	-	13	June
													OFFENSES
													Military Offenses
154	836	411	2,012	102	-	183	159	20	39	768	23	718	July (1957)
90	859	354	1,978	61	-	125	116	18	42	918	12	686	August
96	865	284	1,770	52	-	114	97	16	44	694	41	712	September
134	639	210	1,527	51	-	87	107	15	86	494	51	636	October
130	574	207	1,586	55	5	97	98	18	86	538	53	636	November
159	627	188	1,456	64	5	81	112	13	59	508	45	569	December
108	554	190	1,330	45	9	84	103	13	60	484	-	532	January (1958)
141	440	173	1,201	36	5	68	46	11	113	491	-	431	February
97	481	223	1,297	76	5	48	62	7	51	489	-	559	March
103	459	131	1,135	33	2	54	62	17	102	434	-	431	April
99	447	167	1,133	47	7	54	87	14	108	435	-	381	May
97	456	140	1,219	45	2	42	52	11	70	418	-	579	June
													Civil Type Offenses Punishable by Over One Year
6	61	22	46	5	-	8	-	-	-	19	-	14	July (1957)
15	58	25	45	2	-	7	-	-	1	6	-	29	August
11	72	12	51	-	-	8	-	-	-	26	7	10	September
22	48	26	62	10	-	4	-	-	1	28	1	18	October
8	58	10	63	7	-	4	-	-	3	22	1	26	November
13	68	17	47	1	-	2	-	-	3	19	1	21	December
7	70	14	60	7	2	5	-	-	1	17	-	28	January (1958)
12	45	12	37	1	-	7	-	-	5	15	-	9	February
14	59	16	35	6	2	5	-	-	1	9	-	12	March
8	50	8	42	4	-	9	-	-	1	16	-	12	April
4	57	17	50	-	2	6	8	-	2	15	-	17	May
17	48	18	51	7	-	6	2	-	3	23	-	10	June
													Punishable by One Year or Less
112	695	221	1,045	119	-	64	89	3	28	430	12	300	July (1957)
95	597	203	921	92	-	73	32	4	30	323	14	353	August
71	571	175	874	93	-	44	22	1	36	325	41	312	September
80	586	166	802	102	-	36	17	4	44	255	24	320	October
124	524	145	845	98	13	64	15	7	19	279	27	323	November
78	574	161	747	58	7	62	27	2	25	325	31	210	December
108	650	170	822	61	17	174	31	3	35	301	-	200	January (1958)
74	521	175	850	56	6	134	26	3	30	338	-	257	February
120	590	225	702	69	15	104	32	3	28	251	-	200	March
141	484	154	670	73	7	51	48	5	43	239	-	204	April
121	585	183	695	59	14	37	33	1	37	306	-	208	May
110	514	149	733	107	8	32	39	10	38	303	-	196	June

TABLE 257 -- PROVOST MARSHAL

ACTIVITY AND MONTH	TOTAL	CONTINENTAL U S									
		Total	ADC	AFFC	AMC	ARDC a/	ATC	3320th	AU	CONAC	HQ CMD
OFFENSES (Continued)											
Thefts											
July (1957)	455	379	53	-	16	12	94	-	1	16	7
August	487	372	82	-	18	9	63	-	2	34	-
September	510	421	75	-	5	13	68	-	12	15	-
October	498	380	72	-	6	16	101	-	6	29	-
November	437	351	41	-	27	6	81	-	6	29	-
December	419	319	46	-	8	11	61	-	3	16	8
January (1958)	495	406	49	-	4	13	74	-	8	35	5
February	358	271	39	-	5	6	60	-	8	17	4
March	417	341	45	-	8	16	74	-	3	23	-
April	382	303	41	-	8	14	62	-	12	5	8
May	386	284	43	-	19	12	48	-	12	6	-
June	289	219	27	-	12	7	40	-	19	2	1
Citations Issued for Moving Traffic Violations:											
On Base											
July (1957)	6,360	4,881	530	3	618	349	1,452	-	24	82	28
August	6,137	4,686	537	6	626	464	1,049	-	67	95	22
September	6,103	4,640	604	4	505	430	1,053	-	40	150	17
October	6,476	4,843	575	1	547	392	1,085	-	48	220	109
November	5,768	4,225	450	6	484	266	903	-	34	179	111
December	5,123	3,866	397	4	510	285	770	-	20	129	81
January (1958)	5,506	4,233	485	3	639	234	961	-	39	112	49
February	5,287	4,101	520	3	601	277	882	-	52	132	45
March	5,826	4,630	563	1	732	247	868	-	42	91	94
April	5,978	4,613	536	1	942	328	888	-	69	197	69
May	5,511	4,251	499	3	798	228	808	-	50	90	58
June	5,453	4,037	461	1	609	466	750	-	28	54	116
Off Base											
July (1957)	4,280	3,298	460	-	193	67	959	-	14	61	21
August	4,262	3,101	463	-	151	75	1,012	-	15	53	31
September	3,922	2,979	522	-	90	101	833	-	8	66	26
October	3,825	2,770	400	-	84	98	810	-	-	49	42
November	3,546	2,572	430	-	114	96	574	-	7	54	38
December	3,189	2,261	332	-	95	109	539	-	10	46	42
January (1958)	3,296	2,415	353	-	129	73	626	-	20	26	27
February	3,196	2,233	488	-	98	46	471	-	12	12	18
March	3,485	2,639	396	-	143	48	678	-	7	35	45
April	4,003	2,746	475	-	154	82	656	-	16	21	30
May	3,892	2,899	464	-	134	72	672	-	12	38	22
June	3,421	2,350	444	-	93	36	539	-	12	15	14
Absent Without Leave											
July (1957)	1,733	1,624	225	-	51	58	422	-	11	87	11
August	1,496	1,394	204	-	49	52	355	-	5	87	20
September	1,559	1,467	261	-	59	58	277	-	7	89	15
October	1,292	1,200	220	-	44	47	247	-	6	63	27
November	1,019	946	188	-	32	30	182	-	9	40	16
December	1,147	1,076	199	-	34	27	210	-	1	47	17
January (1958)	1,269	1,177	221	-	39	45	204	-	4	47	30
February	933	868	183	-	37	34	120	-	6	43	17
March	952	872	209	-	40	30	114	-	8	24	23
April	1,032	943	175	-	51	23	153	-	3	27	31
May	931	851	167	-	39	32	107	-	9	14	38
June	989	907	166	-	43	32	138	-	4	23	46
Voluntarily Returned from AWOL											
July (1957)	997	929	140	-	28	26	239	-	5	47	9
August	868	803	136	-	34	29	197	-	3	37	9
September	905	843	142	-	33	37	174	-	5	36	11
October	746	680	144	-	22	31	119	-	5	22	16
November	586	531	123	-	17	19	96	-	6	18	7
December	623	577	114	-	23	18	91	-	1	18	7
January (1958)	877	810	156	-	26	36	146	-	3	29	20
February	583	535	106	-	24	26	72	-	4	14	11
March	585	535	133	-	25	20	60	-	6	16	17
April	649	581	112	-	33	23	88	-	2	20	17
May	509	458	99	-	20	19	17	-	4	6	17
June	675	616	100	-	27	16	77	-	4	12	19

ACTIVITIES DATA — FY 1958 (Continued)

MATS	SAC	TAC	OVERSEAS Total	AAC	ADC	AMC FEA	AMC FPA	CAirC	MATS	PACAF	16thAF (SAC)	USAFE	ACTIVITY AND MONTH
													OFFENSES (Continued)
													Thefts
14	89	77	76	9	-	7	7	-	-	35	-	18	July (1957)
21	90	53	115	14	-	2	5	-	7	55	-	42	August
23	155	55	89	17	-	2	6	-	-	40	-	24	September
20	82	48	118	18	-	1	12	4	5	47	1	30	October
22	68	71	86	13	-	3	7	1	4	49	-	22	November
42	40	84	100	12	-	8	3	2	4	35	2	34	December
43	89	86	89	11	1	4	6	-	3	38	-	26	January (1958)
15	60	57	87	12	-	3	1	-	5	30	-	36	February
45	54	73	76	13	-	5	7	1	1	28	-	21	March
39	74	40	79	10	-	1	10	-	5	23	-	30	April
34	70	40	102	18	-	4	6	-	2	56	-	26	May
27	49	35	70	1	-	5	10	-	-	34	-	20	June
													Citations Issued for Moving Traffic Violations:
													On Base
360	1,092	343	1,479	344	-	190	78	7	35	384	-	441	July (1957)
468	1,055	297	1,451	357	-	160	47	6	60	427	1	393	August
355	1,252	230	1,463	415	-	130	33	15	57	377	42	394	September
390	1,232	244	1,633	527	-	238	34	12	50	343	43	386	October
384	1,111	297	1,543	515	23	123	34	5	50	384	52	357	November
260	1,193	217	1,257	352	26	102	30	2	52	346	68	279	December
273	1,161	277	1,273	271	20	117	30	14	59	509	-	253	January (1958)
334	1,040	215	1,186	279	15	99	20	4	47	448	-	274	February
428	1,364	200	1,196	242	14	67	27	14	87	433	-	312	March
280	1,088	215	1,365	308	6	65	38	5	157	486	-	300	April
312	1,139	266	1,260	276	19	84	43	6	119	404	-	309	May
246	1,075	231	1,416	262	9	134	38	5	104	420	-	444	June
													Off Base
183	1,038	302	982	4	-	37	47	8	49	354	2	481	July (1957)
159	837	305	1,161	5	-	23	138	6	28	461	-	500	August
137	907	289	943	48	-	24	57	8	30	328	3	445	September
154	884	249	1,055	26	-	48	100	1	42	341	16	481	October
171	763	325	974	27	49	23	46	7	24	343	18	437	November
159	660	269	928	12	59	22	63	4	32	349	14	373	December
112	804	245	881	15	41	28	79	5	23	305	-	385	January (1958)
130	755	203	963	13	12	28	25	11	34	447	-	393	February
150	899	238	846	11	15	45	55	2	18	345	-	355	March
137	969	206	1,257	42	14	56	63	11	21	665	-	385	April
170	1,052	263	993	24	23	50	33	7	21	410	-	425	May
156	852	189	1,071	14	26	88	78	6	16	393	-	450	June
													Absent Without Leave
138	440	181	109	7	-	11	5	-	2	41	2	41	July (1957)
121	350	151	102	16	-	2	7	-	2	26	5	44	August
131	378	192	92	11	-	3	2	1	3	28	8	36	September
95	306	145	92	14	-	4	4	1	1	27	2	39	October
103	244	102	73	7	-	4	3	-	4	25	3	27	November
127	271	143	71	9	-	5	5	-	3	13	2	34	December
116	330	141	92	7	4	4	1	-	2	24	-	50	January (1958)
108	233	87	65	8	-	4	3	-	1	22	-	27	February
107	240	77	80	9	-	4	2	-	1	34	-	30	March
119	278	83	89	14	1	5	4	-	2	26	-	37	April
96	265	84	80	10	-	-	5	1	1	27	-	36	May
127	255	73	82	4	-	6	3	-	7	27	-	35	June
													Voluntarily Returned from AWOL
83	240	112	68	2	-	8	3	-	2	20	1	32	July (1957)
67	194	97	65	10	-	2	1	-	2	12	5	33	August
94	190	121	62	8	-	4	1	1	1	19	5	23	September
70	167	84	66	12	-	2	4	1	1	15	3	28	October
53	129	63	55	5	-	3	1	-	4	18	-	24	November
82	145	78	46	7	-	1	4	-	1	9	-	24	December
82	220	92	67	7	4	2	-	-	2	17	-	35	January (1958)
79	135	64	48	6	-	4	2	-	1	14	-	21	February
79	124	55	50	4	-	2	1	-	-	23	-	20	March
71	170	45	68	8	1	4	3	-	1	14	-	37	April
68	159	49	51	7	-	-	4	1	1	22	-	16	May
59	252	50	59	1	-	3	3	-	5	19	-	28	June

TABLE 257 -- PROVOST MARSHAL

ACTIVITY AND MONTH	TOTAL 1/	CONTINENTAL U S									
		Total	ADC	AFFC	AMC	ARDC a/	ATC	3320th	AU	CONAC	HQ CMD
OFFENSES (Continued)											
Apprehended by Civil Authorities											
July (1957)	233	225	31	-	8	6	79	-	3	10	2
August	208	205	32	-	8	5	64	-	1	6	1
September	200	198	46	-	7	4	43	-	5	13	7
October	213	208	36	-	10	4	64	-	7	9	3
November	140	138	30	-	2	1	43	-	3	5	2
December	117	116	21	-	4	3	27	-	5	6	4
January (1958)	156	156	31	-	8	4	33	-	3	4	11
February	130	128	29	-	4	4	19	-	1	5	12
March	144	142	29	-	7	-	23	-	1	5	9
April	144	132	29	-	9	4	31	-	-	5	5
May	108	106	22	-	10	3	14	-	-	4	9
June	135	133	24	-	9	5	20	-	1	4	7
Apprehended by Military Authorities											
July (1957)	103	76	10	-	5	3	17	-	3	2	1
August	142	120	12	-	2	2	37	-	8	7	4
September	106	89	9	-	8	4	23	-	6	5	3
October	98	81	17	-	2	--	22	-	-	5	1
November	92	75	11	-	3	1	19	-	1	6	1
December	86	72	4	-	4	1	20	-	-	4	5
January (1958)	105	86	12	-	5	2	13	-	-	-	13
February	75	61	13	-	3	4	9	-	1	8	-
March	87	71	15	-	4	1	10	-	1	-	5
April	93	75	9	-	2	3	22	-	-	3	8
May	78	60	13	-	3	2	8	-	-	-	12
June	86	76	8	-	6	7	14	-	1	-	6
Dropped as Deserters											
July (1957)	186	183	22	-	4	6	47	-	1	13	-
August	186	180	25	-	4	10	36	-	-	15	2
September	215	209	17	-	5	6	65	-	1	12	2
October	191	189	30	-	5	6	27	-	-	18	3
November	171	168	23	-	2	4	43	-	-	11	2
December	144	143	28	-	5	3	26	-	1	6	1
January (1958)	162	158	24	-	17	4	22	-	-	9	2
February	99	96	22	-	4	2	11	-	-	4	4
March	99	96	17	-	4	4	12	-	-	2	-
April	90	84	13	-	3	2	8	-	1	-	1
May	124	123	22	-	8	2	7	-	1	2	2
June	105	101	16	-	3	3	14	-	-	3	2
Man-days Lost by AWOL											
July (1957)	16,505	15,852	2,183	-	436	358	3,646	-	34	926	106
August	15,550	14,987	2,233	-	427	422	3,653	-	95	1,014	238
September	17,235	16,688	2,582	-	613	501	3,729	-	31	960	332
October	14,541	14,079	2,431	-	450	228	3,156	-	15	961	316
November	11,787	11,377	2,075	-	352	376	2,538	-	116	731	199
December	13,583	13,119	2,391	-	728	263	2,328	-	49	505	189
January (1958)	13,453	12,808	2,075	-	505	484	2,122	-	24	552	393
February	9,206	8,900	1,792	-	392	300	1,119	-	47	568	250
March	10,172	9,671	1,797	-	476	315	1,148	-	105	318	246
April	11,014	10,541	2,178	-	569	281	1,533	-	52	278	318
May	10,222	9,754	1,748	-	661	259	1,571	-	122	173	303
June	10,954	10,350	1,672	-	475	277	1,542	-	95	253	353
CORRECTIONS											
Punished Under Art 15, UCMJ											
July (1957)	6,651	4,774	640	-	154	134	1,493	-	44	102	36
August	6,384	4,563	742	-	166	160	1,247	-	17	117	33
September	6,302	4,479	661	-	182	185	1,177	-	50	105	41
October	5,969	4,184	635	-	165	157	1,038	-	48	98	57
November	5,055	3,480	500	-	150	105	870	-	46	61	48
December	4,779	3,338	504	-	126	93	749	-	33	69	72
January (1958)	5,509	4,085	581	-	190	127	979	-	56	75	84
February	4,836	3,514	534	-	154	98	894	-	48	69	52
March	5,280	3,822	566	-	127	125	836	-	41	48	85
April	5,154	3,736	531	-	157	129	905	-	58	45	70
May	5,006	3,701	605	-	170	95	853	-	45	56	61
June	4,930	3,699	499	-	152	101	864	-	50	51	71

ACTIVITIES DATA — FY 1958 (CONTINUED)

ZI MATS	ZI SAC	ZI TAC	OVERSEAS Total	OVERSEAS AAC	OVERSEAS ADC	OVERSEAS AMC FEA	OVERSEAS AMC FPA	OVERSEAS CAirC	OVERSEAS MATS	OVERSEAS PACAF	OVERSEAS 16thAF (SAC)	OVERSEAS USAFE	ACTIVITY AND MONTH
													OFFENSES (Continued)
													Apprehended by Civil Authorities
17	40	29	8	4	-	-	-	-	-	4	-	-	July (1957)
15	50	23	3	2	-	-	-	-	-	-	-	1	August
19	39	15	2	-	-	-	-	-	-	-	2	-	September
28	32	15	5	-	-	1	-	-	-	-	-	4	October
25	17	10	2	1	-	-	-	-	-	1	-	-	November
14	16	16	1	-	-	-	-	-	-	-	-	1	December
14	26	22	-	-	-	-	-	-	-	-	-	-	January (1958)
11	29	14	2	1	-	-	-	-	-	-	-	1	February
14	40	14	2	1	-	-	-	-	-	1	-	-	March
9	24	16	12	3	-	1	-	-	-	-	-	8	April
16	21	7	2	1	-	-	-	-	-	1	-	-	May
15	36	12	2	1	-	1	-	-	-	-	-	-	June
													Apprehended by Military Authorities
10	19	6	27	-	-	4	2	-	-	16	1	4	July (1957)
9	31	8	22	1	-	-	4	-	-	11	-	6	August
5	15	11	17	1	-	2	1	-	1	6	-	6	September
5	15	14	17	-	-	1	-	-	-	11	-	5	October
7	18	8	17	1	-	-	1	-	-	7	3	5	November
10	17	7	14	-	-	2	-	-	2	4	1	5	December
6	25	10	19	-	-	1	1	-	-	6	-	11	January (1958)
4	13	6	14	1	-	-	1	-	1	6	-	5	February
7	14	14	16	2	-	1	1	-	-	9	-	3	March
9	15	4	18	3	-	-	1	-	-	12	-	2	April
7	10	5	18	2	-	-	1	-	-	7	-	8	May
16	18	-	10	-	-	1	-	-	-	6	-	3	June
													Dropped as Deserters
9	56	25	3	-	-	-	1	-	-	1	-	1	July (1957)
19	47	22	6	1	-	-	1	-	-	2	-	2	August
11	67	23	6	2	-	-	1	-	-	-	-	3	September
22	60	18	2	-	-	-	1	-	-	-	-	1	October
10	50	23	3	-	-	1	-	-	-	1	-	1	November
19	38	16	1	1	-	-	-	-	-	-	-	-	December
14	51	14	4	1	-	1	-	-	-	-	-	2	January (1958)
12	26	11	3	-	-	-	-	-	-	-	-	3	February
13	35	9	3	-	-	-	-	-	-	3	-	-	March
10	36	10	6	1	-	2	-	-	-	1	-	2	April
25	44	10	1	-	-	-	-	-	-	1	-	-	May
6	43	11	4	1	-	-	-	-	-	1	-	2	June
													Man-days Lost by AWOL
1,413	4,692	2,058	653	51	-	87	70	-	1	199	2	243	July (1957)
1,548	3,853	1,504	563	100	-	8	96	-	17	134	5	203	August
1,339	4,911	1,690	547	76	-	27	38	3	32	122	25	224	September
1,033	3,875	1,614	462	69	-	29	12	5	2	145	11	189	October
491	3,316	1,183	410	55	-	41	14	-	40	168	6	86	November
1,562	3,143	1,961	464	70	-	68	18	-	42	103	4	159	December
1,511	3,654	1,488	645	48	19	109	27	-	44	87	-	311	January (1958)
1,171	2,342	919	306	81	-	19	9	-	2	117	-	78	February
1,400	2,866	1,000	501	95	-	16	7	-	3	210	-	170	March
1,424	2,867	1,041	473	109	2	41	13	-	14	144	-	150	April
796	3,137	984	468	76	-	-	25	1	1	215	-	150	May
1,305	3,299	1,079	604	53	-	73	19	-	38	227	-	194	June
													CORRECTIONS
													Punished Under Art 15, UCMJ
205	1,460	506	1,877	137	-	131	134	9	59	649	17	741	July (1957)
241	1,431	409	1,821	157	-	132	106	5	30	659	8	724	August
257	1,459	362	1,823	135	-	119	115	18	30	695	41	670	September
273	1,337	376	1,783	156	-	96	135	7	69	564	54	704	October
283	1,148	269	1,575	131	19	91	103	13	28	508	51	631	November
241	1,148	303	1,441	109	10	102	86	7	34	520	35	538	December
217	1,441	335	1,424	134	18	110	106	17	50	518	-	471	January (1958)
191	1,200	274	1,322	112	14	88	86	12	71	486	-	453	February
217	1,460	317	1,458	164	11	87	103	7	57	551	-	478	March
230	1,324	287	1,418	118	10	82	90	14	51	549	-	504	April
214	1,342	260	1,305	111	18	69	89	4	81	545	-	388	May
215	1,423	273	1,231	124	5	70	69	3	77	526	-	357	June

TABLE 257 -- PROVOST MARSHAL

ACTIVITY AND MONTH	TOTAL	CONTINENTAL U S									
		Total	ADC	AFFC	AMC	ARDC a/	ATC	3320th	AU	CONAC	HQ CMD
CORRECTIONS (Continued)											
AF Prisoners with Punitive Discharge or Dismissal											
July (1957)	506	476	22	-	6	4	53	212	1	53	2
August	521	491	16	-	6	7	44	201	2	76	2
September	536	502	20	-	8	5	56	196	2	80	1
October	508	468	20	-	2	4	70	144	3	63	5
November	498	464	16	-	-	7	69	123	2	68	12
December	451	417	15	-	3	5	70	97	2	49	7
January (1958)	409	386	11	-	5	9	58	89	3	53	7
February	396	359	7	-	5	8	59	82	4	45	5
March	364	346	16	-	7	4	57	76	2	39	5
April	360	340	31	-	3	6	55	81	1	18	5
May	404	379	39	-	1	7	48	89	1	22	7
June	380	350	30	-	1	5	43	97	1	25	5
AF Prisoners Without Punitive Discharge:											
1 - 44 Days Confinement											
July (1957)	826	609	42	-	17	12	151	-	4	8	2
August	744	568	43	-	15	19	139	-	-	20	5
September	664	491	54	-	11	18	125	-	1	4	9
October	673	501	60	-	16	18	104	-	1	6	7
November	496	385	50	-	6	16	85	-	3	3	9
December	435	312	30	-	5	13	55	-	4	9	5
January (1958)	624	463	58	-	4	22	84	-	1	2	8
February	503	388	31	-	10	17	61	-	3	5	4
March	509	359	56	-	7	17	45	-	3	5	13
April	574	428	65	-	5	18	67	-	2	6	10
May	499	383	43	-	6	16	70	-	2	2	14
June	455	351	39	-	4	14	67	-	-	3	8
More than 44 Days Confinement											
July (1957)	887	743	69	-	15	16	164	181	2	13	6
August	892	751	66	-	15	28	159	170	3	19	4
September	833	687	69	-	14	23	139	154	2	22	5
October	851	708	68	-	15	25	146	99	-	20	11
November	779	649	68	-	9	27	142	38	1	19	13
December	578	477	52	-	7	15	95	19	-	17	11
January (1958)	610	518	52	-	11	18	105	16	-	18	16
February	607	506	40	-	11	12	104	24	-	14	19
March	605	505	62	-	7	12	91	34	3	9	18
April	568	459	61	-	7	12	85	40	3	9	10
May	539	429	54	-	10	19	75	40	-	9	7
June	515	404	46	-	11	14	73	42	2	4	8
AF Prisoners - Casuals											
July (1957)	185	182	48	-	29	4	43	-	3	17	1
August	165	159	46	-	16	6	27	-	3	12	1
September	164	155	42	-	16	3	30	-	6	8	3
October	158	148	39	-	13	4	36	-	1	13	6
November	140	132	18	-	7	5	35	-	1	10	3
December	124	119	19	-	8	9	30	-	1	11	-
January (1958)	117	115	25	-	7	3	23	-	1	7	6
February	127	125	26	-	7	4	18	-	-	11	-
March	106	102	26	-	4	5	13	-	1	4	3
April	102	99	23	-	8	4	18	-	5	5	4
May	102	102	28	-	7	4	13	-	3	16	3
June	81	79	18	-	2	5	12	-	-	6	1
Pre-trial Confinement											
July (1957)	473	396	26	-	4	18	114	-	6	7	5
August	438	360	28	-	5	9	94	-	4	4	3
September	476	401	45	-	6	7	107	-	1	10	2
October	392	319	35	-	5	9	79	-	3	6	6
November	378	299	34	-	4	7	67	-	1	13	8
December	384	296	20	-	4	6	74	-	1	9	9
January (1958)	374	300	34	-	4	8	66	-	1	8	8
February	339	275	34	-	3	7	54	-	6	9	7
March	332	276	26	-	7	11	59	-	2	6	11
April	303	252	31	-	5	9	41	-	3	8	4
May	302	239	28	-	3	8	43	-	-	7	5
June	259	209	28	-	8	6	32	-	-	3	4

ACTIVITIES DATA – FY 1958 (CONTINUED)

MATS	SAC	TAC	OVERSEAS Total	AAC	ADC	AMC FEA	AMC FPA	CAirC	MATS	PACAF	16thAF (SAC)	USAFE	ACTIVITY AND MONTH
													CORRECTIONS (Continued)
													AF Prisoners with Punitive Discharge or Dismissal
13	84	26	30	4	-	5	2	-	-	10	-	9	July (1957)
13	87	37	30	4	-	3	-	-	1	11	-	11	August
17	83	34	34	3	-	3	2	-	1	13	-	12	September
15	102	40	40	8	-	4	1	-	1	13	2	11	October
15	112	40	34	2	-	3	1	-	1	22	2	3	November
17	119	33	34	2	-	1	-	-	-	22	2	7	December
18	102	31	23	1	-	1	1	-	-	14	-	6	January (1958)
18	98	28	37	2	-	6	3	-	1	17	-	8	February
19	96	25	18	3	-	2	1	-	1	7	-	4	March
23	86	31	20	-	-	5	-	-	1	9	-	5	April
31	106	28	25	1	-	3	1	-	1	15	-	4	May
23	89	31	30	4	-	6	2	-	3	12	-	3	June
													AF Prisoners Without Punitive Discharge: 1 - 44 Days Confinement
33	275	65	217	17	-	10	10	1	1	66	-	112	July (1957)
41	237	49	176	15	-	8	6	1	3	65	-	78	August
27	199	43	173	19	-	2	6	1	5	73	2	65	September
33	207	49	172	22	-	7	5	-	1	72	2	63	October
22	164	27	111	16	1	3	4	-	2	34	3	48	November
19	141	31	123	10	1	10	5	-	2	45	4	46	December
26	219	39	161	13	2	10	9	-	2	58	-	67	January (1958)
16	218	23	115	15	-	3	2	1	4	34	-	56	February
27	167	19	150	19	-	4	4	-	4	66	-	53	March
28	186	41	146	18	1	6	5	-	2	52	-	62	April
34	169	27	116	23	-	4	1	-	3	36	-	49	May
25	166	25	104	18	1	4	-	-	2	36	-	43	June
													More than 44 Days Confinement
44	168	65	144	14	-	6	4	-	-	64	-	56	July (1957)
43	171	73	141	10	-	6	8	1	3	54	-	59	August
42	155	62	146	14	-	6	6	1	3	54	3	59	September
58	206	60	143	9	-	5	8	1	3	61	3	53	October
54	220	58	130	6	6	6	7	1	-	51	4	49	November
39	169	53	101	6	4	5	3	1	1	37	3	41	December
46	179	57	92	5	4	5	5	2	2	36	-	33	January (1958)
51	185	46	101	10	1	8	4	1	2	35	-	40	February
45	178	46	100	9	-	6	3	-	4	36	-	42	March
45	152	35	109	11	-	6	6	-	2	38	-	46	April
35	152	28	110	10	-	6	9	-	2	31	-	52	May
26	146	32	111	5	-	7	14	-	2	33	-	50	June
													AF Prisoners - Casuals
6	26	5	3	-	-	-	-	-	2	1	-	-	July (1957)
3	36	9	6	-	-	-	-	-	-	1	-	5	August
7	33	7	9	-	-	1	-	-	-	4	-	4	September
8	21	7	10	-	-	3	-	-	1	6	-	-	October
18	29	6	8	-	-	2	-	-	-	6	-	-	November
11	23	7	5	-	-	1	-	-	1	1	-	2	December
15	19	9	2	-	-	-	-	-	-	1	-	1	January (1958)
13	32	14	2	-	-	1	-	-	-	1	-	-	February
12	28	6	4	-	-	-	1	-	-	-	-	3	March
5	22	5	3	-	-	3	-	-	-	-	-	-	April
5	15	8	-	-	-	-	-	-	-	-	-	-	May
9	21	5	2	-	-	2	-	-	-	-	-	-	June
													Pre-trial Confinement
36	114	66	77	6	-	-	8	-	1	43	-	19	July (1957)
31	126	56	78	3	-	1	6	1	-	44	-	23	August
28	137	58	75	3	-	4	2	1	-	47	-	18	September
26	117	33	73	3	-	2	1	-	5	40	2	20	October
30	105	30	79	6	1	7	4	-	-	47	3	11	November
27	114	36	88	6	-	5	2	-	2	51	2	20	December
20	101	50	74	3	1	4	3	-	1	50	-	12	January (1958)
29	88	38	64	3	-	6	3	-	2	35	-	15	February
22	88	44	56	3	-	4	3	-	4	31	-	11	March
19	85	47	51	3	-	6	2	-	4	27	-	9	April
23	103	19	63	6	-	6	2	-	3	36	-	10	May
24	80	24	50	6	1	1	1	-	-	31	-	10	June

TABLE 257 -- PROVOST MARSHAL

ACTIVITY AND MONTH	TOTAL	CONTINENTAL U S									
		Total	ADC	AFFC	AMC	ARDC a/	ATC	3320th	AU	CONAC	HQ CMD
CORRECTIONS (Continued)											
Tried and Awaiting Approval of Convening Authority											
July (1957)	591	456	35	-	10	13	107	-	3	8	7
August	681	520	40	-	11	13	124	-	1	7	6
September	674	535	32	-	9	23	117	-	2	4	5
October	689	543	39	-	11	24	117	-	1	6	7
November	591	438	54	-	7	9	107	-	1	7	8
December	585	434	35	-	5	15	66	-	3	7	9
January (1958)	630	471	28	-	5	17	84	-	1	13	12
February	629	473	44	-	8	19	80	-	5	5	9
March	557	402	49	-	2	19	53	-	1	7	3
April	530	398	43	-	3	20	57	-	1	5	10
May	473	348	31	-	5	17	50	-	3	6	5
June	436	307	33	-	3	14	46	-	1	2	7
Other Service Casuals Confined in AF Facilities											
July (1957)	92	91	25	-	3	-	26	-	1	-	-
August	76	74	22	-	3	-	28	-	-	-	-
September	88	86	9	-	1	-	30	-	3	4	-
October	86	86	11	-	2	-	30	-	-	-	-
November	79	78	11	-	-	-	24	-	-	-	-
December	82	80	16	-	6	-	21	-	-	-	-
January (1958)	61	59	7	-	4	-	24	-	-	-	-
February	70	70	10	-	-	1	29	-	3	-	-
March	60	58	10	-	4	1	20	-	1	-	-
April	47	47	3	-	3	-	16	-	1	6	-
May	52	51	6	-	4	-	20	-	1	-	-
June	59	58	5	-	2	-	17	-	1	4	-
Other Service Prisoners other than Casuals Confined in AF Facilities											
July (1957)	31	12	-	-	4	-	-	-	-	-	-
August	17	10	-	-	2	-	-	-	-	-	-
September	34	20	-	-	-	-	-	-	-	-	-
October	41	21	-	-	-	-	-	-	-	-	-
November	35	16	-	-	4	-	-	-	-	-	-
December	27	11	-	-	1	-	-	-	-	-	-
January (1958)	34	9	-	-	2	-	-	-	-	-	-
February	25	10	-	-	-	-	-	-	-	-	-
March	31	10	-	-	-	1	-	-	-	-	-
April	27	13	-	-	1	3	-	-	-	-	-
May	27	11	-	-	2	1	2	-	-	-	-
June	22	6	-	-	1	1	-	-	-	-	-
Maximum Custody Prisoners											
July (1957)	1292	266	4	-	19	9	34	94	-	-	-
August	269	250	3	-	13	10	31	90	-	4	-
September	284	257	4	-	12	8	48	80	1	4	-
October	180	158	17	-	10	10	37	-	-	4	-
November	201	181	15	-	5	7	37	-	-	3	1
December	170	150	3	-	7	11	30	-	-	2	2
January (1958)	136	114	3	-	10	9	23	-	-	2	1
February	160	137	4	-	3	4	22	-	2	2	2
March	138	115	3	-	7	5	18	-	-	4	1
April	126	111	6	-	10	6	19	-	1	4	-
May	112	94	7	-	14	5	20	-	-	1	-
June	110	99	7	-	7	5	17	-	1	1	-
Medium Custody Prisoners											
July (1957)	2,027	1,600	194	-	53	49	375	31	16	57	15
August	1,988	1,569	200	-	47	52	339	39	10	80	9
September	1,936	1,552	210	-	40	44	326	33	12	77	12
October	1,992	1,546	199	-	36	50	299	18	7	55	17
November	1,697	1,317	170	-	23	44	267	-	7	67	13
December	1,581	1,217	139	-	27	35	236	-	11	48	13
January (1958)	1,773	1,379	161	-	26	55	251	-	7	52	27
February	1,590	1,237	136	-	33	42	213	-	18	50	16
March	1,473	1,103	186	-	21	38	175	-	8	40	14
April	1,447	1,107	189	-	19	42	172	-	11	33	15
May	1,397	1,072	160	-	20	43	157	-	7	41	14
June	1,274	947	137	-	16	34	154	-	-	26	11

ACTIVITIES DATA – FY 1958 (CONTINUED)

MATS	SAC	TAC	OVERSEAS Total	AAC	ADC	AMC FEA	AMC FPA	CAirC	MATS	PACAF	16thAF (SAC)	USAFE	ACTIVITY AND MONTH
													CORRECTIONS (Continued)
													Tried and Awaiting Approval of Convening Authorities
32	202	39	135	9	-	7	12	2	6	44	-	55	July (1957)
39	223	56	161	19	-	4	17	-	8	54	-	59	August
18	263	62	139	11	-	7	15	-	3	53	9	41	September
38	235	65	146	14	-	11	8	1	2	62	7	41	October
28	156	61	153	15	1	13	4	-	4	69	5	42	November
30	203	61	151	19	2	9	8	-	4	64	5	40	December
42	208	61	159	20	-	23	4	-	4	66	-	42	January (1958)
37	203	63	156	14	1	22	6	-	3	68	-	42	February
31	167	70	155	13	-	17	8	-	-	72	-	45	March
31	178	50	132	13	-	4	9	-	4	66	-	36	April
12	158	61	125	11	-	5	6	-	5	70	-	28	May
25	127	49	129	10	-	5	5	-	5	69	-	35	June
													Other Service Casuals
													Confined in AF Facilities
4	28	4	1	-	-	-	-	-	-	-	-	1	July (1957)
4	16	1	2	-	-	-	-	-	-	1	-	1	August
6	23	10	2	-	-	-	-	-	-	-	-	2	September
2	40	1	-	-	-	-	-	-	-	-	-	-	October
7	32	4	1	1	-	-	-	-	-	-	-	-	November
9	24	4	2	-	-	-	-	-	-	-	-	2	December
5	12	7	2	-	-	-	-	-	-	-	-	2	January (1958)
7	20	-	-	-	-	-	-	-	-	-	-	-	February
6	15	1	2	-	-	-	-	-	-	2	-	-	March
1	13	4	-	-	-	-	-	-	-	-	-	-	April
8	11	1	1	1	-	-	-	-	-	-	-	-	May
7	19	3	1	1	-	-	-	-	-	-	-	-	June
													Other Service Prisoners other than Casuals
													Confined in AF Facilities
1	7	-	19	12	-	-	-	-	1	4	-	2	July (1957)
4	4	-	7	3	-	-	-	-	4	-	-	-	August
3	17	-	14	11	-	1	-	-	1	1	-	-	September
5	16	-	20	12	-	-	-	-	5	1	-	2	October
5	7	-	19	8	2	1	-	-	6	1	-	1	November
1	9	-	16	10	-	1	-	-	4	1	-	-	December
2	5	-	25	11	-	-	-	-	4	1	-	9	January (1958)
3	7	-	15	7	-	-	-	-	3	1	-	4	February
2	7	-	21	9	-	-	-	-	4	2	-	6	March
5	4	-	14	4	-	-	-	-	5	2	-	3	April
-	6	-	16	4	-	2	-	-	6	1	-	3	May
3	1	-	16	8	-	-	-	-	4	1	-	3	June
													Maximum Custody Prisoners
7	89	10	26	1	-	2	6	-	-	11	-	6	July (1957)
9	80	10	19	2	-	-	4	-	-	10	-	3	August
8	72	20	27	2	-	-	3	-	-	15	2	5	September
15	57	8	22	4	-	1	-	-	1	10	4	2	October
11	89	13	20	2	-	1	2	-	-	11	3	1	November
10	66	19	20	-	-	1	3	-	1	4	2	9	December
7	42	17	22	1	-	1	4	-	-	6	-	10	January (1958)
12	65	21	23	2	-	1	3	-	1	9	-	7	February
13	52	12	23	1	-	1	6	-	-	11	-	4	March
5	48	12	15	-	-	1	5	-	-	8	-	1	April
9	31	7	18	1	-	1	5	-	-	8	-	3	May
5	47	9	11	1	-	-	1	-	-	7	-	2	June
													Medium Custody Prisoners
95	545	170	427	53	-	23	22	1	8	151	-	169	July (1957)
103	518	172	419	39	-	21	23	1	13	178	-	144	August
79	570	149	384	49	-	22	20	1	8	159	8	117	September
107	591	167	446	55	-	28	14	1	11	193	7	137	October
115	480	131	380	42	8	30	15	-	10	167	9	99	November
102	484	122	364	42	5	29	3	-	9	167	4	105	December
117	529	154	394	43	5	39	11	-	8	162	-	126	January (1958)
113	500	116	353	35	1	39	10	-	8	140	-	120	February
111	417	93	370	40	-	24	12	-	11	169	-	114	March
100	420	106	340	34	1	24	12	-	12	134	-	123	April
89	447	94	325	40	-	17	10	-	10	144	-	104	May
88	395	86	327	40	2	20	16	-	10	127	-	112	June

TABLE 257 -- PROVOST MARSHAL

ACTIVITY AND MONTH	TOTAL	CONTINENTAL U S									
		Total	ADC	AFFC	AMC	ARDC a/	ATC	3320th	AU	CONAC	HQ CMD
CORRECTIONS (Continued)											
Minimum Custody Prisoners											
July (1957)	1,272	1,099	69	-	16	9	249	268	4	49	8
August	1,277	1,114	58	-	13	20	245	242	3	54	12
September	1,249	1,068	57	-	13	27	230	237	4	51	13
October	1,226	1,090	56	-	18	24	246	225	2	55	25
November	1,098	963	66	-	9	20	225	161	2	50	39
December	915	779	45	-	5	17	145	116	-	52	26
January (1958)	950	828	51	-	6	13	170	105	-	47	29
February	946	832	52	-	8	22	170	106	1	37	26
March	953	840	56	-	10	27	145	110	5	26	38
April	938	818	62	-	6	24	148	121	4	20	28
May	889	776	62	-	4	24	144	129	3	20	27
June	823	718	55	-	9	20	119	139	4	20	22
Total Prisoners in AF Confinement Facilities											
July (1957)	3,591	2,965	267	-	88	67	658	393	20	106	23
August	3,534	2,933	261	-	73	82	615	371	13	138	21
September	3,469	2,877	271	-	65	79	604	350	17	132	25
October	3,398	2,794	272	-	64	84	582	243	9	114	42
November	2,996	2,461	251	-	37	71	529	161	9	120	53
December	2,666	2,146	187	-	39	63	411	116	11	102	41
January (1958)	2,859	2,321	215	-	42	77	444	105	7	101	57
February	2,696	2,206	192	-	44	68	405	106	21	89	44
March	2,564	2,058	245	-	38	70	338	110	13	70	53
April	2,511	2,036	257	-	35	72	339	121	16	57	43
May	2,398	1,942	229	-	38	72	321	129	10	62	41
June	2,207	1,764	199	-	32	59	290	139	5	47	33
AF Prisoners Confined in Other Service Confinement Facilities											
July (1957)	21	21	7	-	-	-	-	-	-	-	-
August	15	15	4	-	-	-	-	-	-	-	-
September	28	28	5	-	-	-	-	-	-	-	-
October	39	39	9	-	-	-	-	-	-	-	-
November	30	30	7	-	-	-	-	-	-	-	-
December	28	26	6	-	-	-	-	-	-	-	-
January (1958)	25	24	3	-	-	-	-	-	-	-	-
February	24	23	5	-	-	-	-	-	-	-	-
March	29	29	11	-	-	-	-	-	-	-	-
April	25	25	12	-	-	-	-	-	-	-	-
May	18	18	4	-	-	-	-	-	-	-	-
June	15	15	3	-	-	-	-	-	-	-	-
Total USAF Prisoners											
July (1957)	3,489	2,883	249	-	81	67	632	393	19	106	23
August	3,456	2,864	243	-	68	82	587	371	13	138	21
September	3,375	2,799	267	-	64	79	574	350	14	128	25
October	3,310	2,726	270	-	62	84	552	243	9	114	42
November	2,912	2,397	247	-	33	71	505	161	9	120	53
December	2,585	2,081	177	-	32	63	390	116	11	102	41
January (1958)	2,789	2,277	211	-	36	77	420	105	7	101	57
February	2,625	2,149	187	-	44	67	376	106	18	89	44
March	2,502	2,019	246	-	34	68	318	110	12	70	53
April	2,462	2,001	266	-	31	69	323	121	15	51	43
May	2,337	1,898	227	-	32	71	299	129	9	62	41
June	2,141	1,715	197	-	29	58	273	139	4	43	33

a/ Includes Air Proving Ground Command July through November 1957.

b/ The source of these data are reports forwarded to Hq USAF according to AFR 205-1. The total for Continental oversea areas of ConUS Commands not given in oversea listing are indicated as part of the ConUS Commands

Source: Plans and Analysis Group, The Provost Marshal, TIG, Headquarters, USAF.

ACTIVITIES DATA — FY 1958 (Continued)

MATS	SAC	TAC	OVERSEAS Total	AAC	ADC	AMC FEA	AMC FPA	CAirC	MATS	PACAF	16thAF (SAC)	USAFE	ACTIVITY AND MONTH
													CORRECTIONS (Continued)
													Minimum Custody Prisoners
67	270	90	173	8	-	3	8	2	3	70	-	79	July (1957)
66	302	99	163	13	-	1	10	2	6	42	-	89	August
61	268	107	181	10	-	2	8	2	5	71	4	79	September
63	296	80	136	9	-	3	9	1	6	52	5	51	October
53	256	82	135	10	3	4	3	1	3	52	5	54	November
41	248	84	136	11	2	2	12	1	4	50	10	44	December
50	274	83	122	9	2	3	7	2	5	58	-	36	January (1958)
49	286	75	114	14	1	6	5	2	6	42	-	38	February
40	277	106	113	15	-	8	2	-	6	36	-	46	March
52	258	95	120	15	-	5	5	-	6	52	-	37	April
50	242	71	113	15	-	8	4	-	10	37	-	39	May
49	207	74	105	11	-	5	5	-	6	48	-	30	June
													Total Prisoners in AF Confinement Facilities
169	904	270	626	62	-	28	36	3	11	232	-	254	July (1957)
178	900	281	601	54	-	22	37	3	19	230	-	236	August
148	910	276	592	61	-	24	31	3	13	245	14	201	September
185	944	255	604	68	-	32	23	2	18	255	16	190	October
179	825	226	535	54	11	35	20	1	13	230	17	154	November
153	798	225	520	53	7	32	18	1	14	221	16	158	December
174	845	254	538	53	7	43	22	2	13	226	-	172	January (1958)
174	851	212	490	51	2	46	18	2	15	191	-	165	February
164	746	211	506	56	-	33	20	-	17	216	-	164	March
157	726	213	475	49	1	30	22	-	18	194	-	161	April
148	720	172	456	56	-	26	19	-	20	189	-	146	May
142	649	169	443	52	2	25	22	-	16	182	-	144	June
													AF Prisoners Confined in Other Service Confinement Facilities
-	1	13	-	-	-	-	-	-	-	-	-	-	July (1957)
-	-	11	-	-	-	-	-	-	-	-	-	-	August
-	2	21	-	-	-	-	-	-	-	-	-	-	September
-	9	21	-	-	-	-	-	-	-	-	-	-	October
-	1	22	-	-	-	-	-	-	-	-	-	-	November
-	-	20	2	-	-	-	-	-	-	-	-	2	December
-	2	19	1	-	-	-	-	-	-	-	-	1	January (1958)
-	2	16	1	-	-	-	-	-	-	-	-	1	February
-	4	14	-	-	-	-	-	-	-	-	-	-	March
-	2	11	-	-	-	-	-	-	-	-	-	-	April
-	4	10	-	-	-	-	-	-	-	-	-	-	May
-	-	12	-	-	-	-	-	-	-	-	-	-	June
													Total USAF Prisoners
164	870	279	606	50	-	28	36	3	10	228	-	251	July (1957)
170	880	291	592	51	-	22	37	3	15	229	-	235	August
139	872	287	576	50	-	23	31	3	12	244	14	199	September
178	897	275	584	56	-	32	23	2	13	254	16	188	October
167	787	244	515	45	9	34	20	1	7	229	17	153	November
143	765	241	504	43	7	31	18	1	10	220	16	158	December
167	830	266	512	42	7	43	22	2	9	225	-	162	January (1958)
164	826	228	476	44	2	46	18	2	12	190	-	162	February
156	728	224	483	47	-	33	20	-	13	212	-	158	March
151	711	220	461	45	1	30	22	-	13	192	-	158	April
140	707	181	439	51	-	24	19	-	14	188	-	143	May
132	629	178	426	43	2	25	22	-	12	181	-	141	June

United States includes those violations which occurred at Hq USAF and other areas not listed. Violations in Totals.

TABLE 258 — SUMMARY — USAF MILITARY PERSONNEL ABSENT WITHOUT LEAVE AND MAN-DAYS LOST — THIRD QUARTER FY 1947 THROUGH FY 1958

(Rates are per thousand strength per quarter)

FISCAL YEAR BY QUARTER	ABSENT WITHOUT LEAVE			AWOL MAN-DAYS LOST		
	Total	CONTI-NENTAL US	OVER-SEAS	Total	CONTI-NENTAL US	OVER-SEAS
FY 1947						
Third Quarter	-	32.7	-	-	-	-
Fourth Quarter	-	28.7	-	-	-	-
FY 1948						
First Quarter	-	30.3	-	-	463.1	-
Second Quarter	-	29.0	-	-	428.8	-
Third Quarter	-	30.4	-	-	368.4	-
Fourth Quarter	-	34.8	-	-	420.5	-
FY 1949						
First Quarter	-	33.4	-	-	423.1	-
Second Quarter	-	24.3	-	-	329.9	-
Third Quarter	-	21.9	-	-	262.0	-
Fourth Quarter	-	20.4	-	-	228.7	-
FY 1950						
First Quarter	-	27.8	-	-	218.1	-
Second Quarter	-	25.0	-	-	283.8	-
Third Quarter	19.7	22.8	9.0	196.8	239.7	45.9
Fourth Quarter	18.8	21.9	8.2	200.8	245.6	46.7
FY 1951						
First Quarter	16.7	19.5	7.7	214.3	270.1	35.3
Second Quarter	14.1	16.1	7.8	165.4	205.8	37.5
Third Quarter	11.7	12.8	7.9	125.5	150.7	36.3
Fourth Quarter	11.7	13.3	5.4	125.4	150.5	27.4
FY 1952						
First Quarter	13.3	15.5	5.2	133.8	162.2	26.9
Second Quarter	13.8	16.5	5.1	145.4	180.7	28.7
Third Quarter	12.5	15.0	4.5	131.3	164.8	24.5
Fourth Quarter	15.4	19.3	3.5	162.9	209.5	22.0
FY 1953						
First Quarter	17.2	22.0	4.4	188.5	249.4	23.7
Second Quarter	13.8	13.6	3.8	151.4	203.3	20.6
Third Quarter	13.1	16.6	4.0	137.1	182.7	17.3
Fourth Quarter	12.5	15.9	3.5	129.6	172.0	17.0
FY 1954						
First Quarter	12.9	16.9	3.4	145.1	197.9	19.8
Second Quarter	9.0	11.4	3.1	93.2	122.8	19.5
Third Quarter	7.9	9.9	2.5	81.0	105.4	15.9
Fourth Quarter	8.7	11.1	2.1	91.0	119.6	12.5
FY 1955						
First Quarter	8.9	11.3	1.9	96.5	127.0	9.0
Second Quarter	5.2	6.4	1.6	57.7	73.9	8.2
Third Quarter	5.2	6.3	1.7	51.3	65.0	9.1
Fourth Quarter	5.1	6.3	1.3	51.6	66.8	6.7
FY 1956						
First Quarter	6.2	7.7	1.4	67.2	87.2	6.7
Second Quarter	4.8	6.0	1.4	53.3	68.9	7.2
Third Quarter	5.4	6.7	1.5	55.2	70.3	6.9
Fourth Quarter	5.4	6.6	1.3	57.8	74.4	4.9
FY 1957						
First Quarter	5.8	7.3	1.4	62.1	81.2	8.5
Second Quarter	4.6	5.8	1.3	60.1	68.1	6.0
Third Quarter	4.9	6.1	1.4	50.1	65.0	7.8
Fourth Quarter	5.0	6.2	1.3	47.8	61.5	6.3
FY 1958						
First Quarter	5.4	6.8	1.4	56.0	71.7	8.1
Second Quarter	4.0	5.0	1.1	46.5	60.0	6.2
Third Quarter	3.8	4.6	1.2	39.4	49.2	7.4
Fourth Quarter	3.6	4.2	1.4	38.9	47.8	8.3

Source: Plans and Analysis Group, The Provost Marshal, TIG, Headquarters, USAF

SECURITY AND DISCIPLINE

OFFICE OF SPECIAL INVESTIGATIONS

The following definitions pertain to the security portion of this Digest.

DEFINITIONS

AUXILIARY OFFICE INVESTIGATIONS - (short terminology - "Auxiliary")
Investigations of any nature conducted by the Directorate of Special Investigations or a District Office, in which, in accordance with OSI policy, that office acts as an assistant to the controlling office (the office of origin) within its territorial investigative jurisdiction.

CLASSIFICATION
The numerical designation and descriptive character assigned to each investigation which indicates the principal nature of the purpose of the investigation.

COUNTERINTELLIGENCE INVESTIGATIONS
Investigations conducted to determine facts related to security control measures designed to insure the safeguarding of information, personnel, equipment and installations against the sabotage, espionage or subversive activities of foreign powers and of disaffected or dissident groups or individuals which may constitute a threat to the internal security of the Air Force.

GENERAL INVESTIGATIONS
Investigations conducted to determine facts and circumstances pertaining to alleged major violations of the Articles of the Uniform Code of Military Justice, Federal Statutes and/or other applicable directives, by USAF personnel, excluding incidents of a counterintelligence or procurement nature.

INVESTIGATIONS CLOSED
Investigations terminated by offices of origin and auxiliary offices after all relevant facts have been determined and impartially reported to the requesting commander through proper OSI channels.

INVESTIGATIONS OPENED
Investigations initiated by offices of origin or auxiliary offices pursuant to requests from appropriate commanders or the Chief of Staff, USAF.

INVESTIGATIONS PENDING
Investigations opened by offices of origin or auxiliary offices on which, as of the date such investigations are inventoried, there remains further investigative work and reporting to be done before they may be considered investigations closed.

OFFICE OF ORIGIN INVESTIGATIONS - (short terminology - "Origin")
Investigations of any nature conducted by the Directorate of Special Investigations or a District Office in which, in accordance with OSI policy, that office assumes the control of the entire investigation.

PERSONNEL SECURITY INVESTIGATIONS
Investigations conducted to determine facts upon which the requesting commander can decide whether to grant or deny to the subjects of the investigations access to restricted areas and/or classified defense information. The loyalty and security program within the executive departments established the requirement for such investigations, and they are governed by law, DOD directives and Air Force policies.

PROCUREMENT INVESTIGATIONS
Investigations conducted to determine facts surrounding incidents of alleged breaches of the public trust and violations of law in connection with Air Force procurement, disposal, nonappropriated funds, and pay and allowance matters.

SECURITY
Safeguarding military information - This regulation prescribes policies and procedures for the safeguarding of classified information which requires protection and to achieve uniformity in the identification, classification and protection of official material. Ref: AFR 205-1

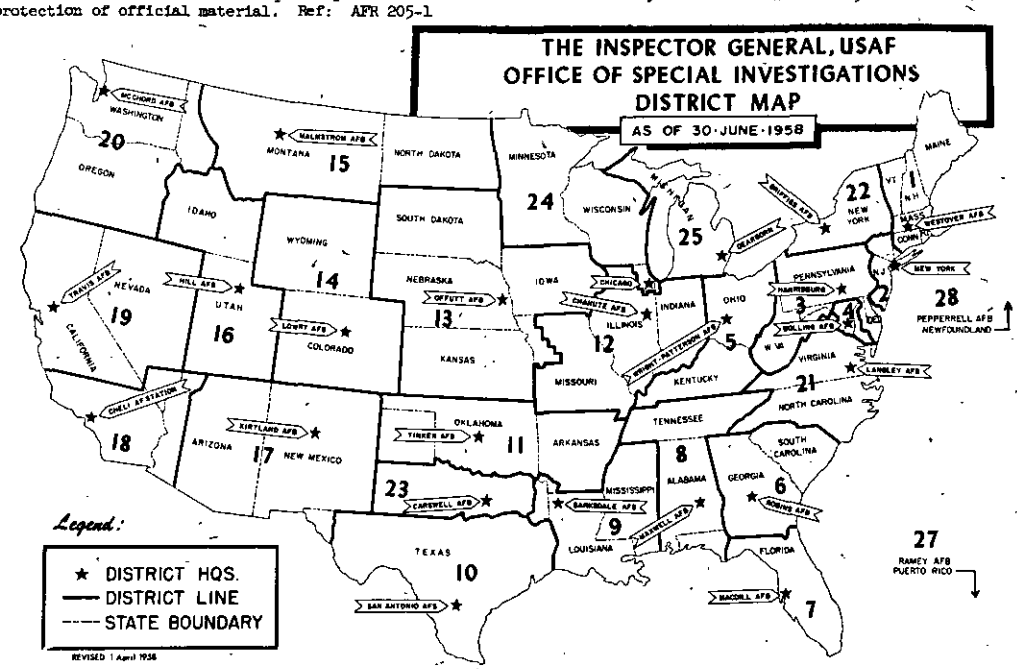

CONFIDENTIAL

TABLE 259 - SPECIAL INVESTIGATIONS CONDUCTED BY THE OFFICE OF SPECIAL INVESTI-

LINE NO		CLASSIFICATION	TOTAL - 1 AUG 1948 THROUGH 30 JUNE 1958					
			OPENED			CLOSED		
			Total	Origin	Auxiliary	Total	Origin	Auxiliary
1		GRAND TOTAL	3,845,503	2,544,174	1,301,329	3,809,632	2,519,797	1,289,835
2		PERSONNEL INVESTIGATIONS - TOTAL	3,629,627	2,423,275	1,206,352	3,596,111	2,400,466	1,195,645
3	36	Personnel Security Inves - Special	23,756	6,637	17,119	23,117	6,371	16,746
4	37	Atomic Energy "M" Inves.	80,203	28,077	52,126	80,203	28,077	52,126
5	38	Integrated Reg AF Officers	72,611	26,714	45,897	71,252	26,020	45,232
6	39	Cryptographic Personnel.	300,670	101,985	198,685	296,759	99,888	196,871
7	40	AF Civilian Employees.	250,876	130,467	120,409	248,773	129,267	119,506
8	41	AF Military Pers	1,919,799	1,372,194	547,605	1,906,119	1,363,440	542,679
9	42	Facilities Employees	80,050	65,515	14,535	79,733	65,239	14,494
10	43	Contractor Employees	582,392	502,376	80,016	573,648	494,514	79,134
11	44	Aliens	34,712	13,033	21,679	33,582	12,417	21,165
12	45	Cadet Trainees	45,282	14,808	30,474	45,252	14,797	30,455
13	46	OSI Personnel.	65,741	15,824	49,917	65,538	15,741	49,797
14	48	Munitions Board Matters.	4	1	3	4	1	3
15	51	Air National Guard	31,614	26,498	5,116	31,429	26,362	5,067
16	52	AF Inactive Reserve.	121,772	109,018	12,754	120,774	108,386	12,388
17	54	National Security Agency Matters	15,698	6,818	8,880	15,576	6,716	8,860
18	57	Atomic Energy "Q" Investigations	1,956	985	971	1,956	985	971
19	67	Employees Paid from Non-Appr Funds	414	281	133	376	257	119
20	68	Special Requests	2,077	2,044	33	2,020	1,988	32
21		GENERAL INVESTIGATIONS - TOTAL	112,439	73,132	39,307	111,467	72,434	39,033
22	5	Bribery.	391	170	221	372	166	206
23	6	Homicide	2,702	1,981	721	2,679	1,964	715
24	7	Sex Offenses	26,878	16,644	10,234	26,663	16,481	10,182
25	8	Assault.	2,736	2,437	299	2,714	2,419	295
26	9	Impersonation.	1,378	943	435	1,371	936	435
27	10	Fraudulent Enlistment, Etc.	6,106	2,532	3,574	6,096	2,527	3,569
28	11	Embezzlement (Obsolete).	295	163	132	295	163	132
29	12	Forgery.	4,529	2,760	1,769	4,472	2,723	1,749
30	13	Larceny.	14,801	11,095	3,706	14,687	11,006	3,681
31	14	Theft of Government Property	14,779	10,611	4,168	14,677	10,535	4,142
32	15	Robbery.	960	785	175	956	782	174
33	16	Housebreaking.	3,666	3,018	648	3,616	2,973	643
34	17	Narcotics Violations	4,403	2,959	1,444	4,371	2,935	1,436
35	18	Customs Violations	439	197	242	439	197	242
36	19	Blackmarket Activities	985	360	625	975	360	615
37	20	Property Destruction	994	731	263	988	725	263
38	21	Discrimination	54	40	14	54	40	14
39	22	Intimidation	113	75	38	112	74	38
40	23	Perjury.	638	414	224	624	405	219
41	24	Special Inquiry.	9,402	4,973	4,429	9,262	4,877	4,385
42	25	Improper Use Or Diversion of Property or Employees.	899	542	357	885	536	349
43	26	Misconduct	7,116	4,247	2,869	7,051	4,204	2,847
44	47	Postal Violations.	3,155	1,768	1,387	3,115	1,740	1,375
45	50	Counterfeiting	160	128	32	160	128	32
46	53	Reciprocal Inves	3,425	2,754	671	3,416	2,749	667
47	55	War Crimes	-	-	-	-	-	-
48	62	Bad Checks	1,435	805	630	1,417	789	628
49		COUNTERINTELLIGENCE INVESTIGATIONS - TOTAL	68,342	33,255	35,087	67,469	32,711	34,758
50	27	Espionage.	2,379	1,411	968	2,337	1,383	954
51	28	Sabotage	3,869	2,641	1,228	3,838	2,619	1,219
52	29	Treason.	10	3	7	10	3	7
53	30	Sedition	26	11	15	26	11	15
54	31	Disaffection	1,329	465	864	1,326	463	863
55	32	Subversive Activities.	3,930	1,815	2,115	3,843	1,769	2,074
56	33	Communist Matters.	46,282	20,376	25,906	45,693	20,017	25,676
57	34	Violations of AFR 205-1.	8,604	4,737	3,867	8,525	4,688	3,837
58	35	Security Vulnerability Tests	1,478	1,409	69	1,454	1,387	67
59	49	Positive Intelligence.	58	42	16	58	42	16
60	56	Ess. Elements of Information	21	17	4	21	17	4
61	64	Tech. Security Surveys	308	285	23	292	271	21
62	65	Special Security Services.	7	6	1	7	6	1
63	66	Estimates.	33	29	4	31	27	4
64	69	Refugees and Defectors	8	8	-	8	8	-
65		PROCUREMENT INVESTIGATIONS - TOTAL	35,095	14,512	20,583	34,585	14,186	20,399
66	5	Bribery.	247	113	134	251	106	145
67	58	Procurement Matters.	5,731	2,605	3,126	5,605	2,520	3,085
68	59	Disposal Matters.	565	287	278	540	277	263
69	60	Nonappropriated Funds Matters.	1,204	624	580	1,185	618	567
70	61	Pay and Allowance Matters.	27,348	10,883	16,465	27,004	10,665	16,339

CONFIDENTIAL

GATIONS, CONTINENTAL US, PUERTO RICO, AND THE NE PORTION OF NORTH AMERICA — FY 1958

FISCAL YEAR 1958 (1 JUL 1957 THROUGH 30 JUN 1958)						CALENDAR YEAR 1957 (1 JAN 1957 THROUGH 31 DEC 1957)						LINE NO
OPENED			CLOSED			OPENED			CLOSED			
Total	Origin	Auxiliary	Total	Origin	Auxiliary	Total	Origin	Auxiliary	Total	Origin	Auxiliary	
418,280	281,439	136,841	418,155	282,062	136,093	432,910	307,399	125,511	451,942	324,400	127,542	1
391,877	267,849	124,028	391,436	268,170	123,266	404,884	291,978	112,906	423,719	306,711	115,008	2
7,177	1,669	5,508	6,843	1,547	5,296	5,865	1,408	4,457	5,780	1,337	4,443	3
-	-	-	-	-	-	-	-	-	-	-	-	4
11,114	3,364	7,750	10,087	2,883	7,204	2,657	1,171	1,486	2,045	888	1,157	5
29,621	10,225	19,396	29,126	10,024	19,102	29,057	10,810	18,247	29,981	11,413	18,568	6
17,404	6,516	10,888	17,803	6,854	10,949	18,630	7,177	11,453	20,288	8,301	11,987	7
185,973	130,372	55,601	187,161	131,678	55,483	202,496	148,810	53,686	212,120	156,959	55,161	8
4,282	3,870	412	4,374	3,940	434	4,319	3,889	430	4,581	4,115	466	9
94,524	84,449	10,075	93,450	83,100	10,350	103,245	92,398	10,847	109,437	98,688	10,749	10
6,009	2,035	3,974	6,427	2,257	4,170	6,444	2,365	4,079	6,662	2,371	4,291	11
1,302	961	341	1,551	1,119	432	1,664	521	1,143	1,692	546	1,146	12
7,137	1,546	5,591	7,099	1,554	5,545	5,557	1,320	4,237	5,316	1,224	4,092	13
-	-	-	-	-	-	-	-	-	-	-	-	14
4,251	3,796	455	4,441	3,952	489	3,799	3,356	443	3,919	3,464	455	15
20,518	17,182	3,336	20,456	17,331	3,125	18,558	16,909	1,649	19,260	17,556	1,704	16
1,203	668	535	1,192	656	536	1,494	774	720	1,628	862	766	17
-	-	-	-	-	-	-	-	-	-	-	-	18
414	281	133	376	257	119	139	133	6	74	70	4	19
948	915	33	1,050	1,018	32	960	937	23	936	917	19	20
11,928	7,621	4,307	11,866	7,640	4,226	12,023	8,099	3,924	12,085	9,249	3,836	21
-	-	-	-	-	-	-	-	-	-	-	-	22
296	216	80	291	213	78	280	218	62	277	218	59	23
2,804	1,679	1,125	2,847	1,718	1,129	3,177	1,935	1,242	3,266	2,044	1,222	24
406	341	65	404	343	61	380	336	44	386	337	49	25
117	88	29	118	88	30	127	98	29	128	101	27	26
134	51	83	128	49	79	130	59	71	122	57	65	27
-	-	-	-	-	-	-	-	-	-	-	-	28
760	497	263	739	487	252	625	387	238	614	393	221	29
1,425	1,031	394	1,425	1,043	382	1,546	1,151	395	1,560	1,169	391	30
1,634	1,107	527	1,640	1,125	515	1,632	1,223	409	1,619	1,225	394	31
150	117	33	153	120	33	135	110	25	128	104	24	32
697	577	120	694	579	115	620	535	85	590	516	74	33
483	328	155	501	349	152	598	428	170	601	434	167	34
49	9	40	50	10	40	32	8	24	23	11	12	35
110	18	92	116	27	89	106	34	72	104	36	68	36
95	79	16	99	82	17	121	91	30	120	89	31	37
3	3	-	3	3	-	4	4	-	4	4	-	38
31	11	20	30	10	20	25	12	13	23	11	12	39
115	71	44	110	69	41	151	114	37	158	119	39	40
706	349	357	607	278	329	595	337	258	609	355	254	41
												42
119	50	69	109	47	62	85	51	34	81	49	32	
869	489	380	869	491	378	821	503	318	861	518	343	43
469	217	252	469	215	254	410	210	200	403	213	190	44
20	19	1	20	19	1	19	18	1	22	21	1	45
173	125	48	177	129	48	149	97	52	140	92	48	46
-	-	-	-	-	-	-	-	-	-	-	-	47
263	149	114	267	146	121	255	140	115	246	133	113	48
9,236	3,612	5,624	9,511	3,797	5,714	10,605	4,707	5,898	10,824	4,908	5,916	49
418	196	222	391	177	214	329	167	162	323	171	152	50
257	166	91	248	163	85	246	176	70	244	178	66	51
-	-	-	-	-	-	-	-	-	-	-	-	52
1	1	-	1	1	-	1	1	-	1	1	-	53
98	29	69	108	34	74	112	42	70	119	44	75	54
665	254	411	643	260	383	742	344	398	754	353	401	55
6,506	2,154	4,352	6,940	2,449	4,491	7,792	3,075	4,717	8,021	3,268	4,753	56
906	447	459	900	449	451	975	503	472	965	507	458	57
236	232	4	147	145	2	280	280	-	268	268	-	58
3	3	-	3	3	-	2	2	-	2	2	-	59
2	2	-	2	2	-	5	5	-	5	5	-	60
130	114	16	115	101	14	99	90	9	98	88	10	61
2	2	-	2	2	-	2	2	-	2	2	-	62
4	4	-	3	3	-	12	12	-	14	13	1	63
8	8	-	8	8	-	8	8	-	8	8	-	64
5,239	2,357	2,882	5,342	2,455	2,887	5,398	2,615	2,783	5,314	2,532	2,782	65
110	40	70	100	34	66	51	30	21	50	32	18	66
932	477	455	908	477	431	832	478	354	756	428	328	67
149	62	87	139	61	78	119	59	60	121	63	58	68
199	83	116	206	98	108	203	107	96	191	102	89	69
3,849	1,695	2,154	3,989	1,785	2,204	4,193	1,941	2,252	4,196	1,907	2,289	70

CONFIDENTIAL

TABLE 259 — SPECIAL INVESTIGATIONS CONDUCTED BY THE OFFICE OF SPECIAL INVESTIGATIONS,,

LINE NO	CLASSIFICATION	1 JAN 1957 THROUGH 30 JUN 1957						1 JUL 1957	
		OPENED			CLOSED			OPEN-	
		Total	Origin	Auxiliary	Total	Origin	Auxiliary	Total	Origin
1	GRAND TOTAL	237,837	170,243	67,594	247,599	179,803	67,796	195,073	137,156
2	PERSONNEL INVESTIGATIONS - TOTAL	222,963	161,763	61,200	232,534	171,233	61,301	181,921	130,215
3	36 Personnel Security Inves - Special	2,781	718	2,063	2,723	682	2,041	3,084	690
4	37 Atomic Energy "M" Inves.	-	-	-	-	-	-	-	-
5	38 Integrated Reg AF Officers	1,214	573	641	933	390	543	1,443	598
6	39 Cryptographic Personnel	17,239	6,824	10,415	17,406	6,901	10,505	11,818	3,986
7	40 AF Civilian Employees.	10,343	4,046	6,297	11,180	4,620	6,560	8,287	3,131
8	41 AF Military Pers	112,601	83,335	29,266	118,156	88,443	29,713	89,895	65,475
9	42 Facilities Employees	2,396	2,147	249	2,505	2,266	239	1,923	1,742
10	43 Contractor Employees	58,135	52,384	5,751	61,276	55,984	5,292	45,110	40,014
11	44 Aliens	3,529	1,344	2,185	3,358	1,221	2,137	2,915	1,021
12	45 Cadet Trainees	1,478	452	1,026	1,243	314	929	186	69
13	46 OSI Personnel.	2,364	578	1,786	2,339	542	1,797	3,193	742
14	48 Munitions Board Matters.	-	-	-	-	-	-	-	-
15	51 Air National Guard	2,047	1,789	258	1,975	1,742	233	1,752	1,567
16	52 AF Inactive Reserve.	7,734	6,843	891	8,401	7,506	895	10,824	10,066
17	54 National Security Agency Matters	861	489	372	957	540	417	633	285
18	57 Atomic Energy "Q" Investigations	-	-	-	-	-	-	-	-
19	67 Employees Paid from Non-Appr Funds	-	-	-	-	-	-	139	133
20	68 Special Requests	241	241	-	82	82	-	719	696
21	GENERAL INVESTIGATIONS - TOTAL	6,167	4,244	1,923	6,303	4,357	1,946	5,856	3,855
22	5 Bribery.	-	-	-	-	-	-	-	-
23	6 Homicide	139	103	36	139	107	32	141	115
24	7 Sex Offenses	1,715	1,062	653	1,819	1,150	669	1,462	873
25	8 Assault.	184	169	15	188	167	21	196	167
26	9 Impersonation.	69	57	12	67	56	11	58	41
27	10 Fraudulent Enlistment, Etc	54	27	27	59	31	28	76	32
28	11 Embezzlement (Obsolete).	-	-	-	-	-	-	-	-
29	12 Forgery.	311	201	110	315	206	109	314	186
30	13 Larceny.	773	579	194	785	586	199	773	572
31	14 Theft of Government Property	801	639	162	809	645	164	831	584
32	15 Robbery.	61	52	9	60	50	10	74	58
33	16 Housebreaking.	293	260	33	292	256	36	327	275
34	17 Narcotics Violations	307	218	89	302	209	93	291	210
35	18 Customs Violations	9	4	5	13	7	6	23	4
36	19 Blackmarket Activities	61	21	40	52	17	35	45	13
37	20 Property Destruction	69	45	24	67	43	24	52	46
38	21 Discrimination	2	2	-	2	2	-	2	2
39	22 Intimidation	7	7	-	7	7	-	18	5
40	23 Perjury.	98	74	24	104	80	24	53	40
41	24 Special Inquiry.	338	198	140	349	211	138	257	139
42	25 Improper Use Or Diversion of Property or Employees.	30	21	9	31	23	8	55	30
43	26 Misconduct	415	266	149	442	276	166	406	237
44	47 Postal Violations.	215	123	92	203	120	83	195	87
45	50 Counterfeiting	12	11	1	15	14	1	7	7
46	53 Reciprocal Inves	79	42	37	69	36	33	70	55
47	55 War Crimes	-	-	-	-	-	-	-	-
48	62 Bad Checks	125	63	62	114	58	56	130	77
49	COUNTERINTELLIGENCE INVES - TOTAL	5,778	2,804	2,974	5,844	2,821	3,023	4,827	1,903
50	27 Espionage.	141	74	67	154	85	69	188	93
51	28 Sabotage	130	100	30	124	95	29	116	76
52	29 Treason.	-	-	-	-	-	-	-	-
53	30 Sedition	-	-	-	-	-	-	1	1
54	31 Disaffection	61	24	37	78	32	46	51	18
55	32 Subversive Activities.	413	214	199	431	220	211	329	130
56	33 Communist Matters.	4,290	1,889	2,401	4,324	1,900	2,424	3,502	1,186
57	34 Violations of AFR 205-1.	495	258	237	514	275	239	480	245
58	35 Security Vulnerability Tests	170	170	-	137	137	-	110	110
59	49 Positive Intelligence.	-	-	-	-	-	-	2	2
60	56 Ess. Elements of Information	3	3	-	3	3	-	2	2
61	64 Tech. Security Surveys	63	60	3	66	62	4	36	30
62	65 Special Security Services.	1	1	-	1	1	-	1	1
63	66 Estimates.	11	11	-	12	11	1	1	1
64	69 Refugees and Defectors	-	-	-	-	-	-	8	8
65	PROCUREMENT INVESTIGATIONS - TOTAL	2,929	1,432	1,497	2,918	1,392	1,526	2,469	1,183
66	5 Bribery.	26	18	8	28	19	9	25	12
67	58 Procurement Matters.	396	237	159	379	208	171	436	241
68	59 Disposal Matters	56	31	25	57	35	22	63	28
69	60 Nonappropriated Funds Matters.	116	59	57	109	52	57	87	48
70	61 Pay and Allowance Matters.	2,335	1,087	1,248	2,345	1,078	1,267	1,858	854

Source: Directorate of Special Investigations, The Inspector General, Headquarters USAF

CONFIDENTIAL

CONTINENTAL US, PUERTO RICO, AND THE NE PORTION OF NORTH AMERICA — 1958 (CONTINUED)

THROUGH 31 DEC 1957				1 JAN 1958 THROUGH 30 JUN 1958						PENDING			LINE
ED	CLOSED			OPENED			CLOSED			30 JUNE 1958			
Auxiliary	Total	Origin	Auxiliary	Total	Origin	Auxiliary	Total	Origin	Auxiliary	Total	Origin	Auxiliary	NO
57,917	204,343	144,597	59,746	223,207	144,283	78,924	213,912	137,565	76,347	35,871	24,377	11,494	1
51,706	191,185	137,478	53,707	209,956	137,634	72,322	200,251	130,692	69,559	33,516	22,809	10,707	2
2,394	3,057	655	2,402	4,093	979	3,114	3,786	892	2,894	639	266	373	3
-	-	-	-	-	-	-	-	-	-	-	-	-	4
845	1,112	498	614	9,671	2,766	6,905	8,975	2,385	6,590	1,359	694	665	5
7,832	12,575	4,512	8,063	17,803	6,239	11,564	16,551	5,512	11,039	3,911	2,097	1,814	6
5,156	9,108	3,681	5,427	9,117	3,385	5,732	8,695	3,173	5,522	2,103	1,200	903	7
24,420	93,964	68,516	25,448	96,078	64,897	31,181	93,197	63,162	30,035	13,680	8,754	4,926	8
181	2,076	1,849	227	2,359	2,128	231	2,298	2,091	207	317	276	41	9
5,096	48,161	42,704	5,457	49,414	44,435	4,979	45,289	40,396	4,893	8,744	7,862	882	10
1,894	3,304	1,150	2,154	3,094	1,014	2,080	3,123	1,107	2,016	1,130	616	514	11
117	449	232	217	1,116	892	224	1,102	887	215	30	11	19	12
2,451	2,977	682	2,295	3,944	804	3,140	4,122	872	3,250	203	83	120	13
-	-	-	-	-	-	-	-	-	-	-	-	-	14
185	1,944	1,722	222	2,499	2,229	270	2,497	2,230	267	185	136	49	15
758	10,859	10,050	809	9,694	7,116	2,578	9,597	7,281	2,316	998	632	366	16
348	671	322	349	570	383	187	521	334	187	122	102	20	17
-	-	-	-	-	-	-	-	-	-	-	-	-	18
6	74	70	4	275	148	127	302	187	115	38	24	14	19
23	854	835	19	229	219	10	196	183	13	57	56	1	20
2,001	5,782	3,892	1,890	6,072	3,766	2,306	6,084	3,748	2,336	953	694	259	21
-	-	-	-	-	-	-	-	-	-	-	-	-	22
26	138	111	27	155	101	54	153	102	51	23	17	6	23
589	1,447	894	553	1,342	806	536	1,400	824	576	215	163	52	24
29	198	170	28	210	174	36	206	173	33	22	18	4	25
17	61	45	16	59	47	12	57	43	14	7	7	-	26
44	63	26	37	58	19	39	65	23	42	10	5	5	27
-	-	-	-	-	-	-	-	-	-	-	-	-	28
128	299	187	112	446	311	135	440	300	140	57	37	20	29
201	775	583	192	652	459	193	650	460	190	114	89	25	30
247	810	580	230	803	523	280	830	545	285	102	76	26	31
16	68	54	14	76	59	17	85	66	19	4	3	1	32
52	298	260	38	370	302	68	396	319	77	50	45	5	33
81	299	225	74	192	118	74	202	124	78	32	24	8	34
19	10	4	6	26	5	21	40	6	34	-	-	-	35
32	52	19	33	65	5	60	64	8	56	10	-	10	36
6	53	46	7	43	33	10	46	36	10	6	6	-	37
-	2	2	-	1	1	-	1	1	-	-	-	-	38
13	16	4	12	13	6	7	14	6	8	1	1	-	39
13	54	39	15	62	31	31	56	30	26	14	9	5	40
118	260	144	116	449	210	239	347	134	213	140	96	44	41
													42
25	50	26	24	64	20	44	59	21	38	14	6	8	
169	419	242	177	463	252	211	450	249	201	65	43	22	43
108	200	93	107	274	130	144	269	122	147	40	28	12	44
-	7	7	-	13	12	1	13	12	1	-	-	-	45
15	71	56	15	103	70	33	106	73	33	9	5	4	46
-	-	-	-	-	-	-	-	-	-	-	-	-	47
53	132	75	57	133	72	61	135	71	64	18	16	2	48
2,924	4,980	2,087	2,893	4,409	1,709	2,700	4,631	1,810	2,821	873	544	329	49
95	169	86	83	230	103	127	222	91	131	42	28	14	50
40	120	83	37	141	90	51	128	80	48	31	22	9	51
-	-	-	-	-	-	-	-	-	-	-	-	-	52
-	1	1	-	-	-	-	-	-	-	-	-	-	53
33	41	12	29	47	11	36	67	22	45	3	2	1	54
199	323	133	190	336	124	212	320	127	193	87	46	41	55
2,316	3,697	1,368	2,329	3,004	968	2,036	3,243	1,081	2,162	589	359	230	56
235	451	232	219	426	202	224	449	217	232	79	49	30	57
-	131	131	-	126	122	4	116	114	2	24	22	2	58
-	2	2	-	1	1	-	1	1	-	-	-	-	59
-	2	2	-	-	-	-	-	-	-	-	-	-	60
6	32	26	6	94	84	10	83	75	8	16	14	2	61
-	1	1	-	1	1	-	1	1	-	-	-	-	62
-	2	2	-	3	3	-	1	1	-	2	2	-	63
-	8	8	-	-	-	-	-	-	-	-	-	-	64
1,286	2,396	1,140	1,256	2,770	1,174	1,596	2,946	1,315	1,631	529	330	199	65
13	22	13	9	85	28	57	78	21	57	15	11	4	66
195	377	220	157	496	236	260	531	257	274	126	85	41	67
35	64	28	36	86	34	52	75	33	42	25	10	15	68
39	82	50	32	112	35	77	124	48	76	19	6	13	69
1,004	1,851	829	1,022	1,991	841	1,150	2,138	956	1,182	344	218	126	70

SECURITY AND DISCIPLINE

JUDGE ADVOCATE GENERAL

INTRODUCTION

Judge Advocate General statistics are a collection of selected data on Courts-martial and Trials by Foreign Courts. The statistics reported on courts-martial are derived from AF Form 214"Report of Court-Martial Activities." The statistics on trials by foreign courts are derived from DD Form 838"Exercise of Criminal Jurisdiction by Foreign Tribunals over United States Personnel."

The following definitions affect this portion of the Court Martial Reports:

DEFINITIONS

CIVIL TYPE OFFENSES

(1) Thefts - Larceny or wrongful appropriation.

(2) Felonies - Offenses under the Uniform Code of Military Justice, which are also offenses under State and Federal statutes and for which the authorized punishment is in excess of one year.

(3) Others - Offenses under the Uniform Code of Military Justice, which are also offenses under State and Federal statutes, and for which the authorized punishment is one year or less.

MILITARY OFFENSES

(1) Absence Without Leave (AWOL) - Any absence from unit, organization, or other place of duty, without proper authority.

(2) Other - Any offense chargeable under the Uniform Code of Military Justice, that can be committed only by military personnel.

The abbreviations used in connection with Court-martial tables are explained below:

CONTINENTAL US

USAFA	- US Air Force Academy	ConAC	- Continental Air Command
ADC	- Air Defense Command	HQ CMD	- Headquarters Command
AMC	- Air Materiel Command	MATS	- Military Air Transport Service
APGC	- Air Proving Ground Command	SAC	- Strategic Air Command
ARDC	- Air Research And Development Command	TAC	- Tactical Air Command
ATC	- Air Training Command	Sec Svc	- US Security Service
AU	- Air University	1090th Rep Gp	- 1090th Special Reporting Group

OVERSEAS

AAC	- Alaskan Air Command	PacAF	- Pacific Air Force
CAirC	- Caribbean Air Command	USAFE	- US Air Forces in Europe

TABLE 260 — SUMMARY — USAF PERSONNEL TRIED BY COURT-MARTIAL FOR ALL OFFENSES AND ABSENCE WITHOUT LEAVE AND DESERTION ONLY, WORLDWIDE — FY 1952 THROUGH FY 1958

(Table below is a new table; strength is computed under AFM 171-6, Chapter 16, Paragraph 7c(1); Rates are per 1,000 strength).

FISCAL YEAR BY QUARTERS	COURT MARTIAL RATES					
	All Offenses			AWOL And Desertions a/		
	WORLDWIDE	CONTINENTAL U S	OVERSEAS	WORLDWIDE	CONTINENTAL U S	OVERSEAS
FY 1952						
First Quarter	9.9	10.8	9.7	5.4	6.0	2.8
Second Quarter	10.6	11.0	9.3	6.2	7.2	2.3
Third Quarter	12.6	13.2	10.4	7.8	9.2	2.8
Fourth Quarter	12.8	10.6	13.4	7.6	9.1	2.6
FY 1953						
First Quarter	14.2	15.1	11.4	8.4	10.3	2.9
Second Quarter	13.9	14.7	11.6	7.6	9.3	2.9
Third Quarter	14.1	14.8	11.8	7.9	9.7	3.1
Fourth Quarter	13.3	14.0	11.5	7.1	8.6	3.0
FY 1954						
First Quarter	13.9	14.3	12.9	7.5	9.2	3.6
Second Quarter	12.3	12.7	11.3	6.2	7.7	2.4
Third Quarter	11.1	11.1	11.0	5.7	6.6	3.1
Fourth Quarter	11.1	11.3	10.4	5.2	6.3	2.1
FY 1955						
First Quarter	11.1	12.0	8.6	5.7	7.2	1.4
Second Quarter	9.5	10.1	7.6	4.4	5.4	1.8
Third Quarter	9.4	9.8	8.3	4.2	5.1	1.7
Fourth Quarter	9.9	9.9	10.1	4.2	4.9	1.8
FY 1956						
First Quarter	10.4	10.0	11.6	4.3	5.1	1.8
Second Quarter	9.7	9.5	10.2	4.1	4.9	1.8
Third Quarter	10.0	9.9	10.2	4.5	5.5	1.5
Fourth Quarter	10.3	10.0	10.9	4.4	5.2	1.8
FY 1957						
First Quarter	10.8	10.6	11.3	5.0	5.8	2.2
Second Quarter	9.4	9.2	10.2	4.1	4.8	1.9
Third Quarter	10.0	10.0	10.3	4.4	5.1	1.8
Fourth Quarter	10.0	9.7	11.1	4.1	4.7	1.8
FY 1958						
First Quarter	10.2	9.7	11.9	4.4	5.0	2.0
Second Quarter	9.1	8.6	10.7	3.4	3.9	1.5
Third Quarter	8.4	7.8	10.6	3.1	3.4	1.5
Fourth Quarter	8.1	7.6	10.1	3.0	3.3	2.0
FY 1959						
First Quarter						
Second Quarter						
Third Quarter						
Fourth Quarter						
FY 1960						
First Quarter						
Second Quarter						
Third Quarter						
Fourth Quarter						

a/ Statistics under this caption are included in "All Offenses"

Source: Executive Office - Judge Advocate General, USAF

TABLE 261— SUMMARY — USAF DISPOSITION OF CRIMINAL OFFENSES SUBJECT TO TRIAL BY FOREIGN COURTS — LAST HALF FY 1954 THROUGH FIRST HALF FY 1958

(This is a new table; it covers USAF Personnel, their Dependents, and Other US Nationals subject to Court-Martial Jurisdiction pursuant to Uniform Code of Military Justice, Article (2)-(11).)

COUNTRY AND DATE	CASES			COUNTRY AND DATE	CASES		
	Subject To Foreign Trial	Waiver Granted To U S a/	Tried By Foreign Courts		Subject To Foreign Trial	Waiver Granted To U S a/	Tried By Foreign Courts
WORLD WIDE				**FRANCE**			
FY 1954 (LAST HALF ONLY)	805	460	265	FY 1954 (Last Half Only)	237	133	48
FY 1955	2,378	670	1,364	FY 1955	280	155	86
FY 1956	4,576	2,000	2,502	FY 1956	547	364	174
FY 1957	6,152	2.732	3,259	FY 1957	921	711	169
FY 1958 (FIRST HALF ONLY)	3,397	1,623	1,687	FY 1958 (First Half Only)	535	417	100
FY 1959				FY 1959			
FY 1960				FY 1960			
AUSTRIA				**GERMANY**			
FY 1954 (Last Half Only)	-	-	-	FY 1954 (Last Half Only)	-	-	-
FY 1955	-	-	-	FY 1955	-	-	-
FY 1956	-	-	1	FY 1956	-	-	-
FY 1957	1	-	-	FY 1957	-	-	-
FY 1958 (First Half Only)	-	-	-	FY 1958 (First Half Only)	-	-	-
FY 1959				FY 1959			
FY 1960				FY 1960			
AZORES				**GREECE**			
FY 1954 (Last Half Only)	-	-	-	FY 1954 (Last Half Only)	-	-	-
FY 1955	-	-	-	FY 1955	-	-	-
FY 1956	5	4	-	FY 1956	-	-	-
FY 1957	5	4	-	FY 1957	5	4	-
FY 1958 (First Half Only)	7	7	-	FY 1958 (First Half Only)	17	16	-
FY 1959				FY 1959			
FY 1960				FY 1960			
BELGIUM				**HONG KONG**			
FY 1954 (Last Half Only)	-	-	-	FY 1954 (Last Half Only)	-	-	-
FY 1955	4	2	1	FY 1955	-	-	-
FY 1956	6	1	-	FY 1956	1	-	1
FY 1957	11	8	4	FY 1957	-	-	-
FY 1958 (First Half Only)	12	11	-	FY 1958 (First Half Only)	-	-	-
FY 1959				FY 1959			
FY 1960				FY 1960			
BERMUDA				**ICELAND**			
FY 1954 (Last Half Only)	46	-	46	FY 1954 (Last Half Only)	81	42	39
FY 1955	185	-	185	FY 1955	82	3	61
FY 1956	240	-	232	FY 1956	264	14	175
FY 1957	391	-	391	FY 1957	210	-	185
FY 1958 (First Half Only)	242	-	244	FY 1958 (First Half Only)	69	-	47
FY 1959				FY 1959			
FY 1960				FY 1960			
CANADA				**ITALY**			
FY 1954 (Last Half Only)	134	27	109	FY 1954 (Last Half Only)	-	-	-
FY 1955	283	35	243	FY 1955	1	-	-
FY 1956	384	55	271	FY 1956	12	-	6
FY 1957	414	37	332	FY 1957	18	3	13
FY 1958 (First Half Only)	141	31	104	FY 1958 (First Half Only	7	-	8
FY 1959				FY 1959			
FY 1960				FY 1960			
ECUADOR				**JAPAN**			
FY 1954 (Last Half Only)	-	-	-	FY 1954 (Last Half Only)	257	241	13
FY 1955	-	-	-	FY 1955	320	270	25
FY 1956	-	-	-	FY 1956	1,291	1,242	44
FY 1957	1	-	-	FY 1957	1,323	1,262	45
FY 1958 (First Half Only)	-	-	-	FY 1958 (First Half Only	654	631	23
FY 1959				FY 1959			
FY 1960				FY 1960			

TABLE 261 — SUMMARY — USAF DISPOSITION OF CRIMINAL OFFENSES SUBJECT TO TRIAL BY FOREIGN COURTS — LAST HALF FY 1954 THROUGH FIRST HALF FY 1958 (CONTINUED)

COUNTRY AND DATE	CASES			COUNTRY AND DATE	CASES		
	Subject To Foreign Trial	Waiver Granted To U S a/	Tried By Foreign Courts		Subject To Foreign Trial	Waiver Granted To U S a/	Tried By Foreign Courts
LIBYA				NORWAY			
FY 1954 (Last Half Only)	-	-	-	FY 1954 (Last Half Only)	-	-	-
FY 1955	-	-	-	FY 1955	-	-	-
FY 1956	2	2	-	FY 1956	5	1	2
FY 1957	1	-	1	FY 1957	1	-	1
FY 1958 (First Half Only)	-	-	-	FY 1958 (First Half Only	-	-	1
FY 1959				FY 1959			
FY 1960				FY 1960			
LUXEMBOURG				PANAMA			
FY 1954 (Last Half Only)	-	-	-	FY 1954 (Last Half Only)	-	-	-
FY 1955	8	4	1	FY 1955	25	2	15
FY 1956	34	12	11	FY 1956	108	-	81
FY 1957	28	15	19	FY 1957	27	-	16
FY 1958 (First Half Only)	7	2	9	FY 1958 (First Half Only)	20	-	15
FY 1959				FY 1959			
FY 1960				FY 1960			
MEXICO				PHILIPPINES			
FY 1954 (Last Half Only)	-	-	-	FY 1954 (Last Half Only)	3	3	-
FY 1955	-	-	-	FY 1955	131	120	3
FY 1956	1	-	1	FY 1956	39	22	3
FY 1957	-	-	-	FY 1957	32	8	7
FY 1958 (First Half Only)	-	-	-	FY 1958 (First Half Only)	23	-	-
FY 1959				FY 1959			
FY 1960				FY 1960			
MOROCCO b/				TURKEY			
FY 1954 (Last Half Only)	24	6	6	FY 1954 (Last Half Only)	2	2	-
FY 1955	89	18	46	FY 1955	13	-	7
FY 1956	134	76	42	FY 1956	23	-	14
FY 1957	69	31	46	FY 1957	33	-	25
FY 1958 (First Half Only)	47	20	17	FY 1958 (First Half Only)	22	-	19
FY 1959				FY 1959			
FY 1960				FY 1960			
NETHERLANDS				UNITED KINGDOM			
FY 1954 (Last Half Only)	-	-	-	FY 1954 (Last Half Only)	21	6	4
FY 1955	3	3	-	FY 1955	954	58	691
FY 1956	28	25	1	FY 1956	1,452	182	1,444
FY 1957	89	91	-	FY 1957	2,572	558	2,004
FY 1958 (First Half Only)	64	64	-	FY 1958 (First Half Only)	1,530	424	1,100
FY 1959				FY 1959			
FY 1960				FY 1960			

a/ For disposition under Uniform Code of Military Justice

b/ Formerly French Morocco

Source: International Affairs Division - Judge Advocate General, USAF

TABLE 262 – OFFENSES TRIED BY COURT–

(This is a new table covering USAF Military Personnel and Those Persons subject to Court-

OFFENSES BY QUARTER	WORLD WIDE	CONTINENTAL							
		Total	USAFA	ADC	AMC	APGC	ARDC	ATC	AU	CONAC
MILITARY OFFENSES										
Absent Without Leave (AWOL) - Total	12,712	11,437	1	1,556	492	44	279	2,222	49	323
First Quarter	4,141	3,765	1	416	159	44	36	1,005	17	105
Second Quarter	3,006	2,718	-	381	99	-	86	499	14	84
Third Quarter	2,837	2,569	-	387	121	-	75	393	9	87
Fourth Quarter	2,728	2,385	-	372	113	-	82	325	9	47
Other - Total	21,246	14,953	24	2,154	808	34	385	2,633	143	334
First Quarter	6,194	4,385	4	484	285	34	67	899	40	134
Second Quarter	5,472	3,823	13	505	241	-	113	680	50	70
Third Quarter	4,905	3,348	7	604	76	-	99	581	35	61
Fourth Quarter	4,675	3,397	-	561	206	-	106	473	18	69
CIVIL TYPE OFFENSES										
Thefts - Total	6,427	4,802	9	537	457	17	149	945	71	87
First Quarter	1,551	1,161	1	144	114	17	32	232	25	26
Second Quarter	1,597	1,229	1	114	71	-	40	315	21	26
Third Quarter	1,717	1,290	-	157	156	-	33	242	9	15
Fourth Quarter	1,562	1,122	7	122	116	-	44	156	16	20
Felonies - Total	1,701	1,151	2	196	139	2	40	253	8	20
First Quarter	353	260	-	50	19	2	8	68	-	3
Second Quarter	397	261	2	33	21	-	13	55	5	5
Third Quarter	512	388	-	65	75	-	13	82	-	6
Fourth Quarter	439	242	-	48	24	-	6	48	3	6
Other - Total	6,328	3,839	4	642	294	4	93	973	47	68
First Quarter	1,878	1,154	-	191	88	4	23	448	22	4
Second Quarter	1,449	789	1	180	73	-	24	169	8	19
Third Quarter	1,410	923	-	141	23	-	20	192	3	32
Fourth Quarter	1,591	973	3	130	110	-	26	164	14	13

Source: Executive Office - Judge Advocate General,USAF

MARTIAL BY COMMAND, WORLDWIDE — FY 1958

Martial Jurisdiction pursuant to Uniform Code of Military Justice, Article (2)-(11).)

US						OVER-SEAS					OFFENSES BY QUARTER
HQ CMD	MATS	SAC	TAC	SEC SVC	1090th Rep Gp	TOTAL	AAC	CAirC	PacAF	USAFE	
											MILITARY OFFENSES
233	1,204	3,743	1,256	13	22	1,275	84	19	368	804	AWOL - Total
44	298	1,204	426	1	9	376	16	5	98	257	First Quarter
54	283	905	297	8	8	288	25	6	102	155	Second Quarter
56	309	862	264	3	3	268	26	5	65	172	Third Quarter
79	314	772	269	1	2	343	17	3	103	220	Fourth Quarter
142	1,109	6,112	1,006	28	41	6,293	656	31	2,792	2,814	Other - Total
21	360	1,690	325	19	23	1,809	184	5	720	900	First Quarter
42	209	1,628	260	5	7	1,649	156	7	754	732	Second Quarter
40	229	1,407	201	3	5	1,557	169	11	686	691	Third Quarter
39	311	1,387	220	1	6	1,278	147	8	632	491	Fourth Quarter
											CIVIL TYPE OFFENSES
47	398	1,541	516	15	13	1,625	203	10	836	576	Thefts - Total
1	125	325	111	5	3	390	51	1	179	159	First Quarter
17	78	450	92	-	4	368	33	7	193	135	Second Quarter
16	87	422	149	-	4	427	85	2	215	125	Third Quarter
13	108	344	164	10	2	440	34	-	249	157	Fourth Quarter
2	105	293	82	2	-	550	56	3	230	261	Felonies - Total
-	6	76	28	-	-	93	14	-	37	42	First Quarter
1	75	35	16	-	-	136	21	-	52	63	Second Quarter
5	8	115	19	-	-	124	9	3	46	66	Third Quarter
3	16	67	19	2	-	197	12	-	95	90	Fourth Quarter
20	96	1,384	203	7	4	2,489	77	7	952	1,453	Other - Total
-	24	279	69	2	-	724	10	-	279	435	First Quarter
7	13	249	39	5	2	660	30	4	197	429	Second Quarter
2	37	428	44	-	1	487	15	2	182	288	Third Quarter
11	22	428	51	-	1	618	22	1	294	301	Fourth Quarter

Components



PART XXII

COMPONENTS

DEFINITIONS

AF RESERVE

ACTIVE DUTY FOR TRAINING
A full-time tour of duty with the active establishment for Reserve training, under orders which provide for automatic reversion to an inactive duty training status upon completion of the specified tour of active duty. This includes all tours accomplished under the provisions of AFR 45-14, dated 21 August 1957.

AERIAL PORT SQUADRONS (AP Sq)
T/O units whose personnel are trained in the functions carried on at air terminals and whose specialty is loading, unloading, and dropping of supplies from aircraft.

AIR RESERVE CENTER TRAINING
Individual type inactive duty training provided by Continental Air Command in Air Reserve Centers through formal courses of instruction.

AIR RESERVE SQUADRON (Navigational Training) (ARS Nav)
Non-T/O units made up of navigators who train in navigational methods and procedures.

AIR RESERVE UNIT PERSONNEL (General Training) (ARU (Gen)
Those AF Reserve personnel, who are assigned to Non T/O AF Reserve units, and participate in individual general type training (redesignated ARC Training-Standby, 3rd Quarter, FY 1958).

AIR RESERVE WINGS (Troop Carrier)
T/O units whose personnel are trained to perform troop carrier missions.

AIRWAYS AND AIR COMMUNICATIONS SERVICE SQUADRON (AACS)
T/O units whose personnel are trained in communications with aircraft in flight as well as with airway stations for the purpose of safe movement of aircraft.

INACTIVE DUTY TRAINING
Unit training assemblies, training periods of instruction, appropriate duties, or equivalent training, including hazardous duty, which are performed with or without pay by a reservist not on EAD or on active duty for training. Includes duties performed in connection with training, administration, and/or support activities of the unit of assignment or study through the USAF Extension Course Institute. Points will be awarded in accordance with AFR 45-15.

INACTIVE STATUS LIST RESERVE SECTION
Reservists who fail to meet minimum requirements for retention in an active status are assigned to this section if they have completed all reserve service required by law. While assigned to this section, reservists are not eligible for active or inactive duty training, promotion, or award of points. They may be ordered to Extended Active Duty (EAD) involuntarily only if there are no other Ready or Standby Reservists of the appropriate grades and military specialties who are available for active military service and then only if the Director of Selective Service, determines that they are available for EAD.

INELIGIBLE RESERVE SECTION (Other)
Consists of Ready Reservists who were transferred to the Air Force Reserve to complete a Reserve obligation, in accordance with the Universal Military Training and Service Act of 1948, as amended, who do not voluntarily participate in any reserve training programs or point gaining activities.

MOBILIZATION ASSIGNMENT RESERVE SECTIONS (MOARS)
Administrative sections of the Major Air Command headquarters and its subordinate organizations. Reservists authorized Parts I, II, or III of the Reserve Space and Grade Authorization by Headquarters USAF are assigned to those sections and are comprised of:

1. Part I, Major Command War Augmentation Requirement for Individuals - Pertains to personnel assigned to and trained (both active and inactive duty training) by the command.

2. Part II, Major Command War Augmentation Requirement for Individuals - Pertains to personnel assigned to the command but given inactive duty training and administered by Continental Air Command.

3. Part III, General Reserve War Requirement for Individuals, is the attritional replacement requirement of the Air Force. These personnel are assigned to and trained by Continental Air Command.

COMPONENTS (Continued)

DEFINITIONS

AF RESERVE (Continued)

NON-AFFILIATED RESERVE SECTION
Comprised of Air Force Reserve members in an active status who are not assigned to an Air Force Reserve Category "A" unit, an Air Reserve Center unit, or to a mobilization position, but do physically and professionally qualify for reserve training participation, meet established criteria for active military service, and meet minimum retention requirements by completing courses through the USAF Extension Course Institute, by participating in Air Reserve center unit activities on an unassigned basis, or by participating in other authorized point-gaining activities.

PROGRAM ELEMENTS
Classification of reservists by type, amount of training and pay authorized, and/or type of unit or categories of assignment.

READY RESERVE
Air Force Reserve units and personnel who may be ordered to extended active duty involuntarily in time of war, national emergency declared by Congress or proclaimed by the President, or when otherwise authorized by law.

RESERVISTS IN NON-PAY STATUS ASSIGNMENTS
Air Force Reservists who are physically and professionally qualified for active duty, but for whom no position vacancy exists in Pay Status Assignments, or those who do not participate in the Air Force reserve training program to the extent required for retention in Pay Status Assignments. Except for the maximum age of 60, there are no age-in-grade or availability requirements.

RESERVISTS IN PAY STATUS ASSIGNMENTS
Participating Ready Reservists who are physically and professionally qualified for active duty, who fulfill the age-in-grade requirements, availability requirements, who are authorized pay for active and inactive duty training, or pay for active duty for training only.

RETIRED RESERVE
Air Force Reserve personnel whose service has been honorable and are eligible under AFR 45-39A, and who have applied for and received transfer to the Reserve Retired List.

STANDBY RESERVE
Air Force Reserve personnel who may be ordered to extended active duty involuntarily only in time of war, national emergency declared by Congress, or when otherwise authorized by law.

AIR NATIONAL GUARD

AIR NATIONAL GUARD AUTHORIZED STRENGTH
Total manning authorized under appropriate Tables of Organization, Tables of Distribution, and Unit Manning Documents currently augmented and/or reduced by the National Guard Bureau.

PROGRAM STRENGTH
Manning objective, applicable to units in being or scheduled for activation, by a specified period of time.

DEFINITIONS

AIR FORCE RESERVE OFFICERS TRAINING CORPS (AF ROTC)

AFROTC STRENGTH
This is the inventory of all Air Force Reserve Officers' Training Corps (AFROTC) students in active participation of ROTC training, in conjunction with academic curriculum at civilian educational institutions.

CONDITIONAL ENROLLMENT
This type of enrollment is a tentative enrollment which will not become absolute unless and until the proper authority determines that the student concerned is fully qualified for formal enrollment in the advanced course of the Air Force ROTC.

ENROLLED STUDENTS
This group includes both conditionally and formally enrolled students.

FORMAL ENROLLMENT
This type of enrollment is an absolute advanced enrollment where a condition does not exist that would question a student's qualification for enrollment. Such enrollment entitles the student concerned to receive all benefits, financial and otherwise, provided by law, and regulations (Tables in this publication are based on this type of enrollment).

TABLE 263 — AF RESERVE STRENGTH ASSIGNED TO CONTINENTAL AIR COMMAND BY LOCATION — FY 1958

LOCATION	OFFICER AND WARRANT OFFICER (30 NOV 1957)	AIRMAN (31 JAN 1958)	LOCATION	OFFICER AND WARRANT OFFICER (30 NOV 1957)	AIRMAN (31 JAN 1958)
	CONTINENTAL U S				
TOTAL	115,764	310,954	Montana	563	1,350
Alabama	1,679	5,514	Nebraska	901	2,338
Arizona	1,107	2,460	Nevada	229	568
Arkansas	840	2,788	New Hampshire	424	1,655
			New Jersey	3,703	7,946
California	13,981	32,077	New Mexico	902	1,632
Colorado	1,995	3,376	New York	9,560	25,884
Connecticut	1,735	4,174	North Carolina	2,056	6,082
			North Dakota	338	993
Delaware	274	731			
Dist of Columbia	726	1,696	Ohio	5,633	16,429
Florida	4,265	8,427	Oklahoma	2,043	4,180
Georgia	2,380	7,074	Oregon	1,480	3,240
Idaho	585	1,315	Pennsylvania	5,535	18,963
Illinois	5,500	17,241	Rhode Island	321	1,695
Indiana	2,682	9,342	South Carolina	1,163	4,025
Iowa	1,710	4,172	South Dakota	328	1,368
Kansas	1,882	4,333	Tennessee	1,725	6,323
Kentucky	1,177	5,564	Texas	9,900	17,625
Louisiana	2,150	4,950	Utah	935	1,815
			Vermont	211	722
Maine	375	2,047			
Maryland	1,878	4,408	Virginia	2,167	5,608
Massachusetts	3,132	11,631			
Michigan	4,150	13,198	Washington	2,595	5,105
Minnesota	2,154	5,822	West Virginia	657	3,988
Mississippi	1,121	2,981	Wisconsin	1,984	7,245
Missouri	2,651	8,379	Wyoming	282	475
	OVERSEAS				
TOTAL	3,833	6,764	Iran	10	-
			Iraq	7	1
Alaska	146	203			
Argentina	3	3	Japan	25	13
Aruba	7	-			
Australia	22	4	Lebanon	15	-
Austria	5	5	Liberia	3	1
			Mexico	49	38
Brazil	15	1			
Bermuda	2	-	Netherlands	12	3
			Newfoundland	4	5
Canada	111	113	Nicaragua	3	4
Canal Zone	27	14			
Chile	10	-	Panama	9	2
Colombia	21	5	Peru	30	4
Cuba	26	8	Philippines	22	6
			Puerto Rico	95	282
Ecuador	6	-			
Egypt	5	-	Saudia Arabia	35	3
El Salvador	4	2	Scotland	7	3
England	58	39	Spain	11	7
Ethiopia	16	-	Sweden	5	5
			Switzerland	19	4
France	41	10			
Germany	26	26	Thailand	8	-
Guam	7	54	Turkey	6	-
Haiti	1	-	Union So Africa	5	-
Hawaii	253	535			
Hong Kong	9	-	Venezuela	87	4
			Virgin Island	10	5
India	9	-			
Indonesia	11	-	Other	2,499	5,349
Italy	16	3			

Source: Personnel Statistics Division, Directorate of Statistical Services, Comptroller of the Air Force

TABLE 264 — SUMMARY — AF RESERVES IN PAY-STATUS AND NON-PAY STATUS ASSIGNMENTS BY GRADE — JUN 1953 THROUGH JUN 1958

(Table below is a combination of Tables 269 and 270, FY 1957 "USAF Statistical Digest.")

DATE AND TYPE OF ASSIGNMENT	TOTAL		GENERAL		COLONEL		LIEUTENANT COLONEL		MAJOR		CAPTAIN		FIRST LIEUTENANT		SECOND LIEUTENANT		WARRANT OFFICER	
	Ready	Stand-by	Ready	Stand-by	Ready	Stand-by	Ready	Stand-by	Ready	Stand-by	Ready	Stand-by	Ready	Stand-by	Ready	Stand-by	Ready	Stand-by
	OFFICER SUMMARIES																	
As of 25 June 1953 - TOTAL	143,814	16,770	33	-	1,567	211	5,424	896	13,232	2,435	34,263	5,121	51,100	5,651	38,195	2,456	-	-
In Pay Status Asgmt - Total . .	7,519	82	22	-	323	2	666	3	1,220	21	2,141	33	2,125	22	1,022	1	-	-
In Non-Pay Status Asgmt - Total	136,295	16,688	11	-	1,244	209	4,758	893	12,012	2,414	32,122	5,088	48,975	5,629	37,173	2,455	-	-
Reserve Retired List - Total a/	3,061		4		154		366		451		774		918		394		-	
As of 25 June 1954 - TOTAL	139,647	27,533	35	9	1,491	369	5,023	1,588	12,468	4,319	31,917	9,025	48,159	9,374	39,260	2,845	1,294	4
In Pay Status Asgmt - Total . .	10,424	2,619	22	3	402	47	895	144	1,681	400	3,073	919	3,058	924	1,293	181	-	1
In Non-Pay Status Asgmt - Total	129,223	24,914	13	6	1,089	322	4,128	1,444	10,787	3,919	28,844	8,106	45,101	8,450	37,967	2,664	1,294	3
Reserve Retired List - Total. .	3,061		8		217		427		474		728		831		349		-	
As of 25 June 1955 - TOTAL	79,830	68,032	26	16	1,136	701	3,373	3,213	7,493	8,370	17,209	20,379	22,791	24,521	26,456	10,805	1,346	27
In Pay Status Asgmt - Total . .	21,687	10,522	19	3	621	164	1,634	787	3,387	1,943	6,754	4,289	6,418	2,863	2,846	473	8	-
In Non-Pay Status Asgmt - Total	58,143	57,510	7	13	515	537	1,739	2,426	4,106	6,427	10,455	16,090	16,373	21,658	23,610	10,332	1,338	27
Reserve Retired List - Total. .	3,987		12		466		696		677		851		912		373		-	
As of 30 June 1956 - TOTAL	369,329	201,406	113	60	4,981	2,104	21,707	13,013	42,132	28,781	90,821	65,913	123,377	64,502	81,241	26,689	4,957	343
In Pay Status Asgmt - Total . .	108,733	19,996	84	8	2,747	303	11,807	2,208	20,812	4,320	40,609	8,798	27,290	3,877	5,350	479	34	3
In Non-Pay Status Asgmt - Total	260,596	181,410	29	52	2,234	1,801	9,900	10,805	21,320	24,461	50,212	57,115	96,087	60,625	75,891	26,210	4,923	340
Reserve Retired List - Total. .	20,349		68		2,534		4,095		3,867		4,204		4,014		1,555		12	
As of 30 June 1957 - TOTAL	45,699	92,116	26	12	1,085	707	4,819	5,108	7,754	10,876	14,040	24,613	14,717	43,003	3,239	6,949	19	848
In Pay Status Asgmt - Total . .	36,740	-	26	-	1,071	-	4,618	-	7,421	-	13,332	-	9,732	-	524	-	16	-
In Non-Pay Status Asgmt - Total	8,959	92,116	-	12	14	707	201	5,108	333	10,876	708	24,613	4,985	43,003	2,715	6,949	3	848
Reserve Retired List - Total. .	6,306		22		792		1,340		1,343		1,278		1,109		404		18	
As of 30 June 1958 - TOTAL																		
In Pay Status Asgmt - Total . .																		
In Non-Pay Status Asgmt - Total																		
Reserve Retired List - Total. .																		
As of 30 June 1959 - TOTAL																		
In Pay Status Asgmt - Total . .																		
In Non-Pay Status Asgmt - Total																		
Reserve Retired List - Total. .																		
As of 30 June 1960 - TOTAL																		
In Pay Status Asgmt - Total . .																		
In Non-Pay Status Asgmt - Total																		
Reserve Retired List - Total. .																		
As of 30 June 1961 - TOTAL																		
In Pay Status Asgmt - Total . .																		
In Non-Pay Status Asgmt - Total																		
Reserve Retired List - Total. .																		

TABLE 264 – SUMMARY – AF RESERVES IN PAY STATUS AND NON-PAY STATUS ASSIGNMENTS BY GRADE – JUN 1953 THROUGH JUN 1958 (CONTINUED)

DATE AND TYPE OF ASSIGNMENT	TOTAL		MASTER SERGEANT		TECHNICAL SERGEANT		STAFF SERGEANT		AIRMAN FIRST CLASS		AIRMAN SECOND CLASS		AIRMAN THIRD CLASS		AIRMAN BASIC	
	Ready	Stand-by	Ready	Stand-by	Ready	Stand-by	Ready	Stand-by	Ready	Stand-by	Ready	Stand-by	Ready	Stand-by	Ready	Stand by
	AIRMAN SUMMARIES															
As of 25 June 1953 - TOTAL	75,408	1,508	3,730	260	6,561	249	17,403	359	18,405	308	14,880	205	9,857	83	4,572	45
In Pay Status Assignment - Total	6,214	2	360	-	601	-	1,274	2	1,042	-	754	-	923	-	1,260	1
In Non-Pay Status Assignment - Total	69,194	1,506	3,370	260	5,960	249	16,129	357	17,363	308	14,126	205	8,934	83	3,312	44
Reserve Retired List - Total	65		7		3		20		15		12		7		1	
As of 25 June 1954 - TOTAL	80,827	4,586	2,828	1,419	4,078	838	12,903	1,226	20,603	603	19,707	326	13,277	145	7,431	29
In Pay Status Assignment - Total	9,479	796	590	144	895	184	2,086	307	1,406	107	885	42	1,044	11	2,573	1
In Non-Pay Status Assignment - Total	71,348	3,790	2,238	1,275	3,183	654	10,817	919	19,197	496	18,822	284	12,233	134	4,858	28
Reserve Retired List - Total	47		8		2		15		11		9		2		-	
As of 25 June 1955 - TOTAL	86,625	7,040	2,298	2,205	4,093	1,384	14,441	1,919	20,054	870	19,318	449	15,512	166	10,909	47
In Pay Status Assignment - Total	18,029	1,508	955	361	1,602	416	4,131	516	2,396	154	1,323	46	2,306	14	5,312	1
In Non-Pay Status Assignment - Total	68,600	5,532	1,343	1,844	2,491	968	10,310	1,403	17,658	716	17,995	403	13,206	152	5,597	46
Reserve Retired List - Total	60		12		2		18		13		10		4		1	
As of 30 June 1956 - TOTAL	598,104	30,187	10,351	11,785	17,752	4,890	127,069	5,869	212,851	2,794	116,222	1,199	78,810	462	35,049	188
In Pay Status Assignment - Total	83,566	3,076	6,433	774	9,881	843	24,866	1,064	15,244	297	5,659	69	14,841	10	6,642	19
In Non-Pay Status Assignment - Total	514,538	24,111	3,918	11,011	7,871	4,047	102,203	4,805	197,607	2,497	110,563	1,130	63,969	452	28,407	169
Reserve Retired List - Total	465		174		45		107		59		46		23		11	
As of 30 June 1957 - TOTAL	172,147	111,936	2,528	3,770	4,327	2,341	43,499	19,164	79,652	39,364	25,780	23,683	10,651	16,351	5,710	7,263
In Pay Status Assignment - Total	31,495	-	2,474	-	4,157	-	10,593	-	7,392	-	2,880	-	2,563	-	1,436	-
In Non-Pay Status Assignment - Total	140,652	111,936	54	3,770	170	2,341	32,906	19,164	72,260	39,364	22,900	23,683	8,088	16,351	4,274	7,263
Reserve Retired List - Total	212		89		22		43		25		19		11		3	
As of 30 June 1958 - TOTAL																
In Pay Status Assignment - Total																
In Non-Pay Status Assignment - Total																
Reserve Retired List - Total																
As of 30 June 1959 - TOTAL																
In Pay Status Assignment - Total																
In Non-Pay Status Assignment - Total																
Reserve Retired List - Total																
As of 30 June 1960 - TOTAL																
In Pay Status Assignment - Total																
In Non-Pay Status Assignment - Total																
Reserve Retired List - Total																
As of 30 June 1961 - TOTAL																
In Pay Status Assignment - Total																
In Non-Pay Status Assignment - Total																
Reserve Retired List - Total																

TABLE 264 — SUMMARY — AF RESERVES IN PAY STATUS AND NON-PAY STATUS ASSIGNMENTS BY GRADE — JUN 1953 THROUGH JUN 1958 (CONTINUED)

PROGRAM ELEMENT	TOTAL	GEN-ERAL	COL-ONEL	LIEU-TENANT COLONEL	MAJOR	CAP-TAIN	FIRST LIEU-TENANT	SECOND LIEU-TENANT	WARRANT OFFICER
	FY 1958 - 30 SEPTEMBER 1957								
OFFICER - TOTAL a/	128,103	44	1,773	10,314	17,766	34,465	51,953	10,939	849
OFFICER IN PAY STATUS ASSIGNMENT - TOTAL	29,315	32	731	2,952	5,611	10,621	8,827	526	15
Air Force Reserve Combat Training	4,562	7	78	224	618	2,067	1,460	99	9
Airways and Air Communications Squadrons	139	-	-	2	16	69	49	3	-
Aerial Port Squadrons	66	-	-	6	11	24	24	1	-
Air Rescue Squadrons	60	-	-	1	5	23	31	-	-
Air Reserve Squadrons (Censorship Training)	147	-	7	30	38	59	13	-	-
Medical Units	220	-	8	32	24	81	74	1	-
Personnel Processing Units	80	-	2	6	13	26	33	-	-
Air Terminal Squadrons	47	-	-	-	1	19	24	3	-
Air Reserve Squadrons (Navigation Training)	1,286	-	-	1	195	689	381	20	-
MOARS (Selective Service)	190	-	30	56	46	52	6	-	-
MOARS (OJT - On Flying Status)	1,174	9	47	175	298	500	137	8	-
MOARS (OJT - Not On Flying Status)	4,602	10	315	876	1,098	1,300	945	57	1
MOARS (OJT - Active Duty Pay Only)	2,216	6	144	308	519	691	498	50	-
MOARS Specialized Training (Part II Rqr)	5,639	-	65	483	993	2,040	2,004	53	1
MOARS General Training (Part II Rqr)	141	-	2	6	12	53	67	1	-
MOARS Specialized Training (Part III Rqr)	8,452	-	30	732	1,696	2,883	2,988	119	4
MOARS General Training (Part III Rqr)	187	-	3	14	28	45	93	4	-
Non-Prior Service Personnel (Active Duty Trainee)	107	-	-	-	-	-	-	107	-
OFFICER IN NON-PAY STATUS ASSIGNMENT - TOTAL	98,788	12	1,042	7,362	12,155	23,844	43,126	10,413	834
Selective Assignees (Asgd to AFRes Units)	106	-	-	-	-	5	78	23	-
Selective Assignees (Asgd to AFNG Units)	44	-	-	-	-	1	38	5	-
Selective Assignees (Asgd to MAC-Part I Rqr)	1	-	-	-	-	-	1	-	-
Selective Assignees (Asgd to MAC-Pt II Rqr)	91	-	-	-	-	-	86	5	-
Selective Assignees (Asgd to ARRC-PtIII Rqr)	41	-	-	-	-	-	40	1	-
Ineligible Status List Reserve Section	11,347	-	1	27	39	353	5,247	5,680	-
General Training	25,059	-	430	4,197	6,346	8,846	4,848	381	11
Non Affiliated Reserve Section	41,542	-	319	1,841	3,826	9,244	23,248	2,291	773
Inactive Status List Reserve Section	20,557	12	292	1,297	1,944	5,395	9,540	2,027	50
RESERVE RETIRED LIST - TOTAL a/	6,758	23	829	1,463	1,522	1,355	1,127	404	35
	FY 1958 - 31 DECEMBER 1957								
OFFICER - TOTAL a/	126,495	44	1,715	10,250	17,623	32,882	53,548	9,602	831
OFFICER IN PAY STATUS ASSIGNMENT - TOTAL	29,361	32	716	2,914	5,484	10,497	9,169	532	17
Air Force Reserve Combat Training	3,377	6	52	155	393	1,550	1,136	74	11
Airways and Air Communications Squadrons	115	-	-	2	13	55	43	2	-
Aerial Port Squadrons	44	-	-	4	7	17	16	-	-
Air Rescue Squadrons	85	-	-	2	6	41	36	-	-
Air Reserve Squadrons (Censorship Training)	153	-	7	30	38	63	15	-	-
Medical Units	288	-	9	34	32	100	111	2	-
Air Reserve Squadrons (Navigation Training)	1,318	-	-	-	163	709	425	21	-
Air Terminal Squadrons	47	-	-	-	2	18	24	3	-
MOARS (Selective Service)	197	-	30	56	48	57	6	-	-
MOARS (OJT-On Flying Status)	1,155	9	48	174	297	465	156	6	-
MOARS (OJT-Not On Flying Status)	4,857	10	297	892	1,167	1,423	1,020	47	1
MOARS (OJT-Active Duty Pay Only)	2,218	7	168	311	526	658	507	41	-
MOARS Specialized Training (Part II Rqr)	6,024	-	67	492	1,047	2,178	2,178	61	1
MOARS General Training (Part II Rqr)	127	-	3	6	8	39	69	2	-
MOARS Specialized Training (Part III Rqr)	9,077	-	33	739	1,719	3,078	3,344	160	4
MOARS General Training (Part III Rqr)	172	-	2	17	18	46	83	6	-
Non Prior Service Personnel (Active Duty Trainee)	107	-	-	-	-	-	-	107	-
OFFICER IN NON-PAY STATUS ASSIGNMENT - TOTAL	97,134	12	999	7,336	12,139	22,385	44,379	9,070	814
Selective Assignees (Asgd to AFRes Units)	55	-	-	-	-	3	43	9	-
Selective Assignees (Asgd to AFNG Units)	33	-	-	-	-	1	28	4	-
Selective Assignees (Asgd MAC-Pt I Rqr)	54	-	-	1	2	4	43	4	-
Selective Assignees (Asgd MAC-Pt II Rqr)	100	-	-	-	-	-	98	2	-
Selective Assignees (Asgd ARRC-Pt III Rqr)	108	-	-	-	-	-	103	5	-
Ineligible Status List Reserve Section	13,578	-	3	26	36	355	8,006	5,152	-
General Training	22,386	-	418	3,897	5,865	8,118	3,763	317	8
Non Affiliated Reserve Section	33,275	-	295	1,808	3,611	8,293	16,610	1,892	766
Inactive Status List Reserve Section	27,545	12	283	1,604	2,625	5,611	15,685	1,685	40
RESERVE RETIRED LIST - TOTAL a/	7,351	23	895	1,702	1,687	1,443	1,147	404	50

TABLE 264 — SUMMARY — AF RESERVES IN PAY STATUS AND NON-PAY STATUS ASSIGNMENTS BY GRADE — JUN 1953 THROUGH JUN 1958 (CONTINUED)

PROGRAM ELEMENT	TOTAL	GEN-ERAL	COL-ONEL	LIEU-TENANT COLONEL	MAJOR	CAP-TAIN	FIRST LIEU-TENANT	SECOND LIEU-TENANT	WARRANT OFFICER
	FY 1958 - 31 MARCH 1958								
OFFICER - TOTAL a/	124,614	43	1,683	9,872	16,818	32,152	53,929	9,308	809
OFFICER IN PAY STATUS ASSIGNMENT - TOTAL	30,038	32	716	2,958	5,578	10,492	9,666	578	18
Air Force Reserve Combat Training	3,284	6	48	152	415	1,453	1,134	65	11
Airways and Air Communication Squadrons	116	-	-	2	13	57	42	2	-
Aerial Port Squadrons	47	-	-	4	7	17	18	1	-
Air Rescue Squadrons	93	-	-	1	9	44	37	2	-
Air Reserve Squadrons (Censorship Training)	154	-	7	30	40	63	14	-	-
Medical Units	313	-	10	37	33	116	116	1	-
Air Reserve Squadrons (Navigation Training)	1,384	-	-	-	162	712	480	30	-
Air Terminal Squadrons	56	-	-	-	2	18	33	3	-
MOARS (Selective Service)	206	-	30	56	50	65	5	-	-
MOARS (OJT-On Flying Status)	1,141	11	50	168	303	440	160	9	-
MOARS (OJT-Not On Flying Status)	4,893	8	256	878	1,171	1,473	1,055	51	1
MOARS (OJT Active Duty Pay Only)	2,315	7	210	357	533	646	530	32	-
MOARS ARC Training (Instructor Part II Rqr)	229	-	3	31	60	75	55	4	1
MOARS ARC Training (Instructor Part III Rqr)	389	-	1	50	94	134	108	2	-
MOARS ARC Training (Trainee Part II Rqr BB)	6,178	-	68	479	1,024	2,140	2,362	104	1
MOARS ARC Training (Trainee Part II Rqr BD)	102	-	1	7	8	33	49	4	-
MOARS ARC Training (Trainee Pt III Rqr BB)	8,658	-	29	686	1,623	2,920	3,267	129	4
MOARS ARC Training (Trainee Pt III Rqr BD)	363	-	3	20	31	86	201	22	-
Non Prior Service Personnel (Active Duty Trainee)	117	-	-	-	-	-	-	117	-
OFFICER IN NON-PAY STATUS ASSIGNMENT - TOTAL	94,576	11	967	6,914	11,240	21,660	44,263	8,730	791
Non Prior Service Personnel (Active Duty Trainee) Delay	27	-	-	-	-	-	-	27	-
Selective Assignee (Asgd to AFRes Units)	59	-	-	-	-	5	45	9	-
Selective Assignee (Asgd to AFNG Units)	34	-	-	-	-	1	30	3	-
Selective Assignee (Asgd MAC-Part I Rqr)	712	-	-	-	-	16	582	114	-
Selective Assignee (Asgd MAC-Part II Rqr)	1,375	-	-	-	-	72	1,163	140	-
Selective Assignee (Asgd ARRC-Part III Rqr)	2,086	-	-	-	-	70	1,844	172	-
Ineligible Status List Reserve Section	11,443	-	2	17	35	216	6,490	4,683	-
ARC Training (Standby)	20,083	-	382	3,632	5,385	7,289	3,137	249	9
Non Affiliated Reserve Section	31,244	-	294	1,941	3,739	8,191	14,657	1,671	751
Inactive Status List Reserve Section	27,513	11	289	1,324	2,081	5,800	16,315	1,662	31
RESERVE RETIRED LIST - TOTAL a/	7,777	24	951	1,849	1,785	1,507	1,190	408	63
	FY 1958 - 30 JUNE 1958								
OFFICER - TOTAL a/	125,183	43	1,642	10,133	17,309	31,787	54,909	8,565	795
OFFICERS IN PAY STATUS ASSIGNMENT - TOTAL	29,988	32	707	3,137	5,786	10,512	9,220	571	23
Air Force Reserve Combat Training	3,335	6	47	165	441	1,481	1,113	69	13
Airways and Air Communication Squadrons	120	-	-	4	12	57	45	2	-
Aerial Port Squadrons	44	-	-	4	7	18	14	1	-
Air Rescue Squadrons	97	-	-	1	10	47	38	1	-
Air Reserve Squadrons (Censorship Training)	155	-	7	29	42	62	15	-	-
Medical Units	332	-	10	40	35	133	110	4	-
Air Reserve Squadrons (Navigation Training)	1,198	-	-	1	149	583	431	34	-
Air Terminal Squadrons	52	-	-	-	2	16	32	2	-
MOARS (Selective Service)	208	-	30	60	53	61	4	-	-
MOARS (OJT-On Flying Status)	1,128	11	47	162	296	433	167	12	-
MOARS (OJT-Not On Flying Status)	5,125	7	253	942	1,237	1,567	1,061	57	1
MOARS (OJT-15 Days Active Duty Pay Only)	2,249	8	204	370	510	657	477	23	-
MOARS (OJT-30 Days Active Duty Pay Only)	12	-	4	2	2	-	4	-	-
MOARS ARC Training (Staff Pt II Rqr)	289	-	10	49	69	94	64	3	-
MOARS ARC Training (Staff Pt III Rqr)	686	-	3	129	177	250	121	5	1
MOARS ARC Training (Instructor Pt II Rqr)	244	-	4	31	61	83	61	3	1
MOARS ARC Training (Instructor Pt III Rqr)	424	-	1	57	101	153	109	2	1
MOARS ARC Training (Trainee Pt II Rqr BB)	6,085	-	57	482	1,025	2,101	2,324	95	1
MOARS ARC Training (Trainee Pt II Rqr BD)	86	-	1	8	8	30	37	2	-
MOARS ARC Training (Trainee Pt III Rqr BD)	7,993	-	29	601	1,549	2,686	2,993	130	5
Non Prior Service Personnel (Active Duty Trainee)	126	-	-	-	-	-	-	126	-

TABLE 264 – SUMMARY – AF RESERVES IN PAY STATUS AND NON-PAY STATUS ASSIGNMENTS BY GRADE – JUN 1953 THROUGH JUN 1958 (CONTINUED)

PROGRAM ELEMENT	TOTAL	GEN-ERAL	COL-ONEL	LIEU-TENANT COLONEL	MAJOR	CAP-TAIN	FIRST LIEU-TENANT	SECOND LIEU-TENANT	WARRANT OFFICER
	FY 1958 - 30 JUNE 1958 (Continued)								
OFFICER IN NON-PAY STATUS ASSIGNMENT - TOTAL	95,195	11	935	6,996	11,523	21,275	45,689	7,994	772
Non Prior Service Personnel (Active Duty Trainee) Delay	10	-	-	-	-	-	-	10	-
Selective Assignee (Asgd to AFRes Units)	61	-	-	-	-	5	48	8	-
Selective Assignee (Asgd to AFNG Units)	25	-	-	-	-	-	22	3	-
Selective Assignee (Asgd MAC Pt I Rqr)	794	-	-	-	-	17	644	133	-
Selective Assignee (Asgd MAC Pt II Rqr)	1,025	-	-	-	-	73	860	92	-
Selective Assignee (Asgd ARRC Pt III Rqr)	2,186	-	-	-	-	81	1,894	211	-
Ineligible Status List Reserve Section	8,730	-	1	15	30	172	5,324	3,188	-
ARC Training (Standby)	19,767	-	361	3,748	5,539	6,918	2,986	208	7
Non Affiliated Reserve Section	35,811	-	310	2,244	4,277	9,156	16,782	2,315	727
Inactive Status List Reserve Section	26,786	11	263	989	1,677	4,853	17,129	1,826	38
RESERVE RETIRED LIST - TOTAL a/	8,503	22	994	1,976	1,921	1,763	1,318	432	77

PROGRAM ELEMENT	TOTAL	MASTER SERGEANT	TECHNICAL SERGEANT	STAFF SERGEANT	AIRMAN FIRST CLASS	AIRMAN SECOND CLASS	AIRMAN THIRD CLASS	AIRMAN BASIC
	FY 1958 - 30 SEPTEMBER 1957							
AIRMAN - TOTAL a/	295,799	6,644	6,762	65,065	121,979	51,071	31,594	12,684
AIRMAN IN PAY STATUS ASSIGNMENT - TOTAL	32,980	2,468	4,182	10,907	7,252	3,017	3,443	1,711
Air Force Reserve Combat Training	13,993	1,175	1,777	4,626	2,765	1,870	1,684	96
Airways and Air Communications Squadrons	625	29	87	302	158	38	8	3
Aerial Port Squadrons	569	29	34	155	139	139	71	2
Air Rescue Squadrons	140	14	24	66	18	13	5	-
Air Reserve Squadrons (Censorship Training)	3	-	-	1	2	-	-	-
Medical Units	211	8	25	47	63	26	36	6
Personnel Processing Units	256	26	27	79	47	29	46	2
Air Terminal Squadrons	103	4	14	38	31	12	4	-
MOARS (OJT-Not On Flying Status)	486	54	87	178	133	21	3	10
MOARS (OJT-Active Duty Pay Only)	34	7	3	11	10	2	-	1
MOARS Specialized Training (Part II Rqr)	9,220	796	1,498	3,596	2,739	526	56	9
MOARS General Training (Part II Rqr)	287	25	25	83	103	44	6	1
MOARS Specialized Training (Part III Rqr)	3,949	295	566	1,686	996	264	127	15
MOARS General Training (Part III Rqr)	170	6	15	39	48	27	34	1
Non Prior Service Personnel (Active Duty Trainee)	2,934	-	-	-	1 -	6	1,363	1,565
AIRMAN IN NON-PAY STATUS ASSIGNMENT - TOTAL	262,819	4,176	2,580	54,158	114,727	48,054	28,151	10,973
Non Prior Service Personnel (Active Duty Reservist - Delay)	952	-	-	-	1	1	30	920
Selective Assignees (Asgd to AFRes Units)	17,527	-	11	3,243	8,839	4,576	804	54
Selective Assignees (Asgd to AFNG Units)	2,155	-	1	478	1,211	416	47	2
Selective Assignees (Asgd MAC Pt I Rqr)	4,983	-	7	1,656	2,841	453	26	-
Selective Assignees (Asgd MAC Pt II Rqr)	9,775	-	11	3,016	5,714	974	56	4
Selective Assignees (Asgd ARRC Pt III Rqr)	149	-	-	33	89	26	1	-
Ineligible Status List Reserve Section	110,598	28	92	26,606	57,208	17,202	7,284	2,178
General Training	2,015	217	277	616	475	216	165	49
Non Affiliated Reserve Section	11,099	365	800	3,038	2,927	1,708	1,678	583
Inactive Status List Reserve Section	103,566	3,566	1,381	15,472	35,422	22,482	18,060	7,183
RESERVE RETIRED LIST - TOTAL a/	301	134	34	57	37	23	12	4

TABLE 264 — SUMMARY — AF RESERVES IN PAY STATUS AND NON-PAY STATUS ASSIGNMENTS BY GRADE — JUN 1953 THROUGH JUN 1958 (CONTINUED)

PROGRAM ELEMENT	TOTAL	MASTER SERGEANT	TECHNICAL SERGEANT	STAFF SERGEANT	AIRMAN FIRST CLASS	AIRMAN SECOND CLASS	AIRMAN THIRD CLASS	AIRMAN BASIC
	FY 1958 - 31 DECEMBER 1957							
AIRMAN - TOTAL a/	305,862	6,791	6,826	66,092	125,447	52,393	35,555	12,758
AIRMAN IN PAY STATUS ASSIGNMENT - TOTAL	32,496	2,474	4,072	10,706	6,765	2,906	3,885	1,688
Air Force Reserve Combat Training	12,949	961	1,483	3,931	2,331	1,717	2,281	245
Airways and Air Communications Squadrons	586	28	83	281	142	29	20	3
Aerial Port Squadrons	505	24	29	153	124	124	49	2
Air Rescue Squadrons	199	17	28	79	26	21	27	1
Air Reserve Squadrons (Censorship Training)	3	-	-	1	2	-	-	--
Medical Units	429	23	44	109	94	62	84	13
Air Terminal Squadrons	134	7	13	49	29	11	25	-
MOARS (OJT - On Flying Status)	22	1	4	10	5	1	1	-
MOARS (OJT - Not On Flying Status)	477	55	86	169	136	19	5	7
MOARS (OJT - Active Duty Pay Only)	46	6	3	12	21	2	1	1
MOARS Specialized Training (Part II Rqr)	9,049	908	1,550	3,667	2,350	494	68	12
MOARS General Training (Part II Rqr)	350	25	29	106	128	51	9	2
MOARS Specialized Training (Part III Rqr)	5,053	411	707	2,086	1,309	339	173	28
MOARS General Training (Part III Rqr)	211	8	13	53	68	30	32	7
Non Prior Service Personnel (Active Duty Trainee)	2,483	-	-	-	-	6	1,110	1,367
AIRMAN IN NON-PAY STATUS ASSIGNMENT - TOTAL	273,366	4,317	2,754	55,386	118,682	49,487	31,670	11,070
Non Prior Service Personnel (Active Duty Reservist - Delay)	443	-	-	1	1	1	11	429
Selective Assignees (Asgd to AFRes Units)	9,755	-	7	1,709	4,954	2,571	485	29
Selective Assignees (Asgd to AFNG Units)	1,737	-	1	378	984	334	38	2
Selective Assignees (Asgd MAC Pt I Rqr)	5,271	-	5	1,727	3,043	470	26	-
Selective Assignees (Asgd MAC Pt II Rqr)	24,238	-	27	7,455	14,002	2,536	210	8
Selective Assignees (Asgd ARRC Pt III Rqr)	11,587	-	13	3,631	6,184	1,666	86	7
Ineligible Status List Reserve Section	99,500	29	92	21,240	51,083	17,255	7,546	2,255
General Training	1,444	231	232	490	239	118	105	29
Non Affiliated Reserve Section	14,565	468	1,084	3,946	3,979	2,238	2,141	709
Inactive Status List Reserve Section	104,826	3,589	1,293	14,809	34,213	22,298	21,022	7,602
RESERVE RETIRED LIST - TOTAL a/	320	135	35	61	43	27	14	5
	FY 1958 - 31 MARCH 1958							
AIRMAN - TOTAL a/	344,627	7,201	6,955	68,768	145,019	62,161	40,659	13,864
AIRMAN IN PAY STATUS ASSIGNMENT - TOTAL	33,585	2,573	4,051	10,586	6,877	3,070	4,685	1,743
Air Force Reserve Combat Training	13,361	943	1,385	3,713	2,151	1,703	3,281	185
Airways and Air Communciations Squadrons	651	29	76	284	152	38	66	6
Aerial Port Squadrons	558	25	30	157	137	119	86	4
Air Rescue Squadrons	219	14	21	78	26	26	48	6
Air Reserve Squadrons (Censorship Training)	4	-	-	2	2	-	-	-
Medical Units	559	30	47	134	99	62	175	12
Air Terminal Squadrons	213	8	17	76	42	13	52	5
MOARS (OJT - On Flying Status)	8	1	2	2	2	1	-	-
MOARS (OJT - Not On Flying Status)	425	61	86	144	105	18	3	8
MOARS (OJT - 15 Days Active Duty Pay Only)	99	6	7	30	49	3	1	3
MOARS (NPS - 30 Days Active Duty Training)	1	-	-	-	-	-	1	-
MOARS ARC Training (Instr Pt II Rqr)	151	45	50	51	4	-	1	-
MOARS ARC Training (Instr Pt III Rqr)	100	34	31	29	6	-	-	-
MOARS ARC Training (Trainee Pt II Rqr BB)	10,112	956	1,599	3,867	2,834	682	162	12
MOARS ARC Training (Trainee Pt II Rqr BD)	262	19	29	76	85	37	14	2
MOARS ARC Training (Trainee Pt III Rqr BB)	4,525	390	648	1,881	1,106	309	178	13
MOARS ARC Training (Trainee Pt III Rqr BD)	304	12	23	62	77	56	70	4
Non Prior Service Personnel (Active Duty Reservist - Critical Skill)	309	-	-	-	-	1	63	245
Non Prior Service Personnel (Active Duty Reservist - Non Critical Skill)	1,724	-	-	-	-	2	484	1,238

TABLE 264 — SUMMARY — AF RESERVES IN PAY STATUS AND NON-PAY STATUS ASSIGNMENTS BY GRADE — JUN 1953 THROUGH JUN 1958 (Continued)

PROGRAM ELEMENT	TOTAL	MASTER SERGEANT	TECHNICAL SERGEANT	STAFF SERGEANT	AIRMAN FIRST CLASS	AIRMAN SECOND CLASS	AIRMAN THIRD CLASS	AIRMAN BASIC
	FY 1958 - 31 MARCH 1958 (Continued)							
AIRMAN IN NON-PAY STATUS ASSIGNMENT - TOTAL	311,042	4,628	2,904	58,182	138,142	59,091	35,974	12,121
Non Prior Service Personnel (Active Duty Reservist - Critical Skill - Delay)	79	-	-	-	-	-	2	77
Non Prior Service Personnel (Active Duty Reservist - Non Critical Skill - Delay)	429	-	-	-	1	1	6	421
Selective Assignees (Asgd to AFRes Units)	6,927	-	3	979	3,265	1,996	637	47
Selective Assignees (Asgd to AFNG Units)	1,595	-	2	338	929	287	38	1
Selective Assignees (Asgd MAC Pt I Rqr)	6,936	-	4	2,124	4,149	615	44	-
Selective Assignees (Asgd MAC Pt II Rqr)	33,536	-	25	10,314	19,141	3,713	334	9
Selective Assignees (Asgd ARRC Pt III Rqr)	28,498	-	21	8,059	13,684	6,095	563	76
Ineligible Reserve Section	78,495	24	73	11,153	39,432	17,908	7,693	2,212
ARC Training (Standby)	804	142	123	256	131	78	59	15
Non Affiliated Reserve Section	18,787	576	1,315	5,064	5,063	2,988	2,892	889
Inactive Status List Reserve Section	134,956	3,886	1,338	19,895	52,347	25,410	23,706	8,374
RESERVE RETIRED LIST - TOTAL a/	333	136	36	63	48	31	14	5
	FY 1958 - 30 JUNE 1958							
AIRMAN - TOTAL a/	364,805	7,424	6,854	70,878	151,334	69,213	44,579	14,523
AIRMAN IN PAY STATUS ASSIGNMENT - TOTAL	33,845	2,633	3,922	10,657	6,773	3,389	4,998	1,473
Air Force Reserve Combat Training	13,479	929	1,300	3,607	2,115	1,875	3,518	135
Airways and Air Communications Squadrons	671	35	72	284	150	52	75	3
Aerial Port Squadrons	565	25	31	165	131	111	94	8
Air Rescue Squadrons	208	16	16	74	21	37	41	3
Air Reserve Squadron (Censorship Training)	7	-	-	3	3	1	-	-
Medical Units	654	35	40	148	106	91	222	12
Air Terminal Squadrons	250	9	17	75	51	17	76	5
Air Technicians (Flying Duty)	28	-	2	21	5	-	-	-
Air Technicians (Non Flying Duty)	138	11	21	59	46	1	-	-
MOARS (OJT - On Flying Status)	7	1	2	2	1	1	-	-
MOARS (OJT - Not On Flying Duty)	465	74	91	153	106	22	9	10
MOARS (OJT - 15 Days Active Duty Pay Only)	101	10	9	33	43	3	1	2
MOARS (NPS 30 Days Active Duty Training)	1	-	-	-	-	-	1	-
MOARS ARC Training (Staff Pt II Rqr)	320	49	76	131	49	13	2	-
MOARS ARC Training (Staff Pt III Rqr)	300	58	62	100	56	14	10	-
MOARS ARC Training (Instr Pt II Rqr)	166	49	58	54	4	1	-	-
MOARS ARC Training (Instr Pt III Rqr)	88	36	23	24	5	-	-	-
MOARS ARC Training (Trainee Pt II Rqr BB)	11,419	1,026	1,631	4,393	3,177	885	295	12
MOARS ARC Training (Trainee Pt II Rqr BD)	224	18	28	66	72	27	11	2
MOARS ARC Training (Trainee Pt III Rqr BD)	2,989	252	443	1,265	632	230	154	13
Non Prior Service Personnel (Active Duty Reservist - Critical Skill)	161	-	-	-	-	-	7	154
Non Prior Service Personnel (Active Duty Reservist - Non Critical Skill)	1,604	-	-	-	-	8	482	1,114
AIRMAN IN NON-PAY STATUS ASSIGNMENT - TOTAL	330,960	4,791	2,932	60,221	144,561	65,824	39,581	13,050
Non Prior Service Personnel (Active Duty Reservist Critical Skill - Delay)	52	-	-	-	-	-	2	50
Non Prior Service Personnel (Active Duty Reservist Non Critical Skill - Delay)	478	-	-	-	-	-	15	463
Selective Assignee (Asgd to AFRes Units)	8,069	-	2	824	3,872	2,487	828	56
Selective Assignee (Asgd to AFNG Units)	1,290	-	-	264	747	245	33	1
Selective Assignee (Asgd MAC Pt I Rqr)	7,283	-	3	1,984	4,489	755	52	-
Selective Assignee (Asgd MAC Pt II Rqr)	28,813	-	19	8,007	16,958	3,517	304	8
Selective Assignee (Asgd ARRC Pt III Rqr)	26,636	-	13	6,822	13,061	6,105	561	74
Ineligible Status List Reserve Section	65,524	23	67	10,068	29,582	16,293	7,344	2,147
ARC Training (Standby)	879	141	120	255	197	96	57	13
Non Affiliated Reserve Section	20,985	577	1,280	5,362	5,516	3,653	3,570	1,027
Inactive Status List Reserve Section	170,951	4,050	1,428	26,635	70,139	32,673	26,815	9,211
RESERVE RETIRED LIST - TOTAL a/	469	140	42	86	97	58	27	19

a/ The Reserve Retired List not included in Pay Status or Non Pay Status assignment totals.

Source: Personnel Statistics Division, Directorate of Statistical Services, Comptroller of the Air Force.

TABLE 265 — SUMMARY — AF RESERVE MOBILIZATION ON-THE-JOB TRAINING (OJT) STRENGTH BY COMMAND OF ASSIGNMENT — FY 1952 THROUGH FY 1958

(Table below is a combination of Tables 268 and 270. "USAF Statistical Digest - FY 1957")

TYPE OF PERSONNEL	WORLDWIDE			CONTINENTAL US			OVERSEAS		
	Total	Officers	Airmen	Total	Officers	Airmen	Total	Officers	Airmen
	FISCAL YEAR SUMMARIES								
25 June 1952									
Mobilization Assignee	3,352	2,568	784	3,228	2,466	762	124	102	22
Mobilization Designee	2,815	2,568	247	NOT AVAILABLE					
25 June 1953									
Mobilization Assignee	2,974	2,701	273	2,863	2,605	258	111	96	15
Mobilization Designee	2,617	2,450	167	2,548	2,391	157	69	59	10
25 June 1954									
Mobilization Assignee	4,026	3,776	250	3,881	3,641	240	145	135	10
Mobilization Designee	2,866	2,781	85	2,765	2,699	66	101	82	19
25 June 1955									
Mobilization Assignee	5,207	4,802	405	4,985	4,604	381	222	198	24
Mobilization Designee	2,991	2,901	90	2,875	2,795	80	116	106	10
30 June 1956									
Mobilization Assignee	5,366	4,976	390	5,147	4,796	351	219	180	39
Mobilization Designee	2,300	2,226	74	2,183	2,115	68	117	111	6
30 June 1957									
MOARS OJT Paid (Formerly MOB Asgne)	6,207	5,653	554	6,003	5,479	524	204	174	30
MOARS OJT Active Duty (AD) Paid (Formerly MOB Dsgne)	1,554	1,515	39	1,472	1,437	35	82	78	4
30 June 1958									
MOARS OJT Paid (Formerly MOB Asgne)									
MOARS OJT AD Paid (Formerly MOB Dsgne)									
30 June 1959									
MOARS OJT Paid									
MOARS OJT AD Paid									
30 June 1960									
MOARS OJT Paid									
MOARS OJT AD Paid									

TYPE OF PERSONNEL BY COMMAND OF ASSIGNMENT	30 SEPTEMBER (1957)		31 DECEMBER (1957)		31 MARCH (1958)		30 JUNE (1958)	
	MOARS OJT PAID	MOARS OJT AD PAID	MOARS OJT PAID	MOARS OJT AD PAID	MOARS OJT PAID	MOARS OJT AD PAID	MOARS OJT PAID	MOARS OJT AD PAID
	FY 1958							
TOTAL	6,452	2,250	6,708	2,264	6,673	2,415	6,933	2,363
OFFICER-TOTAL	5,966	2,216	6,209	2,218	6,240	2,315	6,461	2,261
AIRMAN-TOTAL	486	34	499	46	433	100	472	102
CONTINENTAL U.S. - TOTAL	6,289	2,170	6,532	2,184	6,467	2,349	6,717	2,289
OFFICER - TOTAL	5,818	2,138	6,050	2,141	6,054	2,252	6,265	2,195
AIRMAN - TOTAL	471	32	482	43	413	97	452	94
Air Defense Command - Total	398	69	392	61	377	51	403	49
Officer	392	68	384	61	369	50	389	48
Airman	6	1	8	-	8	1	14	1

TABLE 265 — SUMMARY — AF RESERVE MOBILIZATION ON-THE-JOB TRAINING (OJT) STRENGTH BY COMMAND OF ASSIGNMENT — FY 1952 THROUGH FY 1958 (CONTINUED)

TYPE OF PERSONNEL BY COMMAND OF ASSIGNMENT	30 SEPTEMBER (1957)		31 DECEMBER (1957)		31 MARCH (1958)		30 JUNE (1958)	
	MOARS OJT PAID	MOARS OJT AD PAID	MOARS OJT PAID	MOARS OJT AD PAID	MOARS OJT PAID	MOARS OJT AD PAID	MOARS OJT PAID	MOARS OJT AD PAID
Air Force Accounting and Finance Center - Total	40	4	38	4	39	4	39	4
Officer	40	4	38	4	39	4	39	4
Airman	-	-	-	-	-	-	-	-
Air Materiel Command - Total	1,177	389	1,238	401	1,293	371	1,351	339
Officer	1,106	386	1,161	398	1,208	368	1,258	335
Airman	71	3	77	3	85	3	93	4
Air Proving Ground Command - Total	85	13	-	-	-	-	-	-
Officer	62	13	-	-	-	-	-	-
Airman	23	-	-	-	-	-	-	-
Air Research and Development Command - Total	78	286	191	289	189	340	187	370
Officer	77	286	169	289	179	331	180	359
Airman	1	-	22	-	10	9	7	11
Air Training Command - Total	230	28	208	25	187	27	157	27
Officer	209	26	194	23	178	19	148	18
Airman	21	2	14	2	9	8	9	9
Air University - Total	141	145	151	137	148	139	156	133
Officer	131	145	143	136	139	136	144	131
Airman	10	-	8	1	9	3	12	2
Continental Air Command - Total	507	27	523	25	536	25	504	19
Officer	491	27	498	24	515	23	489	17
Airman	16	-	25	1	21	2	15	2
Headquarters USAF - Total	661	419	627	489	520	640	649	647
Officer	661	415	626	485	514	636	621	642
Airman	-	4	1	4	6	4	28	5
Headquarters Command - Total	101	21	140	22	130	22	142	24
Officer	71	20	111	19	105	18	112	20
Airman	30	1	29	3	25	4	30	4
Military Air Transport Service - Total	1,292	229	1,316	185	1,355	172	1,394	170
Officer	1,164	216	1,177	176	1,220	163	1,256	161
Airman	128	13	139	9	135	9	138	9
Strategic Air Command - Total	909	385	1,002	383	1,070	356	1,103	333
Officer	859	383	950	381	1,017	354	1,049	331
Airman	50	2	52	2	53	2	54	2
Tactical Air Command - Total	613	141	628	134	562	120	565	98
Officer	499	135	534	127	514	113	520	92
Airman	114	6	94	7	48	7	45	6
USAF Security Service - Total	55	6	76	21	59	74	65	69
Officer	54	6	63	10	55	29	58	30
Airman	1	-	13	11	4	45	7	39
USAF Academy - Total	2	8	2	8	2	8	2	7
Officer	2	8	2	8	2	8	2	7
Airman	-	-	-	-	-	-	-	-
OVERSEAS - TOTAL	163	80	176	80	206	66	216	74
OFFICER - TOTAL	148	78	159	77	186	63	196	66
AIRMAN - TOTAL	15	2	17	3	20	3	20	8
Caribbean Air Command - Total	36	3	40	7	44	8	42	9
Officer	26	2	29	6	31	7	29	8
Airman	10	1	11	1	13	1	13	1
Pacific Air Force - Total	62	45	64	46	91	39	99	49
Officer	57	44	59	44	85	37	94	42
Airman	5	1	5	2	6	2	5	7
U.S. Air Forces in Europe - Total	65	32	72	27	71	19	75	16
Officer	65	32	71	27	70	19	73	16
Airman	-	-	1	-	1	-	2	-

Source: Personnel Statistics Division, Directorate of Statistical Services, Comptroller of the Air Force

TABLE 266 — SUMMARY — AF RESERVE OFFICERS IN PAY STATUS ASSIGNMENTS BY FLYING STATUS, BY GRADE, BY PROGRAM ELEMENT — 25 JUN 1953 THROUGH 30 JUN 1958

(Table below is a modification of Table 272, FY 1957 "USAF Statistical Digest.)"

GRADE AND PROGRAM ELEMENT	TOTAL	ON FLYING STATUS				NOT ON FLYING STATUS				AERO RATING AND/OR FLY STATUS UNKNOWN
		Total	Pilots	Other Rated	Non Rated	Total	Pilots	Other Rated	Non Rated	
	FISCAL YEAR SUMMARIES									
25 June 1953 - Total	6,360	2,916	2,409	465	42	3,204	312	166	2,726	240
GENERAL - TOTAL	22	10	8	1	1	11	3	-	8	1
COLONEL - TOTAL	301	69	66	-	3	222	7	1	214	10
LIEUTENANT COLONEL-TOTAL	594	120	106	8	6	455	14	6	435	19
MAJOR - TOTAL	1,056	329	262	57	10	699	21	14	664	28
CAPTAIN - TOTAL	1,805	927	755	162	10	819	92	56	671	59
FIRST LIEUTENANT - TOTAL	1,756	1,113	907	200	6	546	134	69	343	97
SECOND LIEUTENANT - TOTAL	826	348	305	37	6	452	41	20	391	26
WARRANT OFFICER - TOTAL	-	-	-	-	-	-	-	-	-	-
25 June 1954 - Total	8,435	3,800	3,136	597	67	4,004	293	187	3,524	631
GENERAL - TOTAL	25	15	15	-	-	7	2	-	5	3
COLONEL - TOTAL	386	95	88	3	4	271	16	2	253	20
LIEUTENANT COLONEL - TOTAL	752	150	128	12	10	560	15	5	540	42
MAJOR - TOTAL	1,426	452	369	69	14	899	33	26	840	75
CAPTAIN - TOTAL	2,504	1,302	1,038	253	11	1,046	106	77	863	156
FIRST LIEUTENANT - TOTAL	2,518	1,566	1,313	236	17	730	104	65	561	222
SECOND LIEUTENANT - TOTAL	824	220	185	24	11	491	17	12	462	113
WARRANT OFFICER - TOTAL	-	-	-	-	-	-	-	-	-	-
30 June 1955 - Total	10,344	5,605	4,357	1,206	42	4,716	183	164	4,369	23
GENERAL - TOTAL	22	13	11	1	1	7	2	-	5	2
COLONEL - TOTAL	475	127	117	2	8	347	12	5	330	1
LIEUTENANT COLONEL - TOTAL	970	260	216	30	14	708	10	4	694	2
MAJOR - TOTAL	1,901	745	592	149	4	1,152	37	24	1,091	4
CAPTAIN - TOTAL	3,324	2,263	1,696	560	7	1,059	67	88	904	2
FIRST LIEUTENANT - TOTAL	2,936	1,918	1,513	398	7	1,008	47	38	923	10
SECOND LIEUTENANT - TOTAL	714	279	212	66	1	433	8	5	420	2
WARRANT OFFICER - TOTAL	2	-	-	-	-	2	-	-	2	-
30 June 1956 - Total	11,317	5,978	4,037	1,923	18	5,299	328	277	4,694	40
GENERAL - TOTAL	21	13	11	2	-	7	2	-	5	1
COLONEL - TOTAL	440	110	98	5	7	329	18	4	307	1
LIEUTENANT COLONEL - TOTAL	1,238	330	265	60	5	906	23	17	866	2
MAJOR - TOTAL	2,035	897	626	270	1	1,135	74	68	993	3
CAPTAIN - TOTAL	4,164	2,929	2,000	927	2	1,228	162	150	916	7
FIRST LIEUTENANT - TOTAL	2,824	1,465	924	538	3	1,341	38	31	1,272	18
SECOND LIEUTENANT - TOTAL	591	234	113	121	-	349	11	7	331	8
WARRANT OFFICER - TOTAL	4	-	-	-	-	4	-	-	4	-
30 June 1957 - Total	7,991	5,774	3,704	2,017	53	2,208	155	221	1,832	9
GENERAL - TOTAL	12	12	11	1	-	-	-	-	-	-
COLONEL - TOTAL	160	113	98	1	14	47	2	-	45	-
LIEUTENANT COLONEL - TOTAL	467	318	269	41	8	149	5	4	140	-
MAJOR - TOTAL	1,249	908	643	263	2	341	26	39	276	-
CAPTAIN - TOTAL	3,542	2,804	1,807	976	21	738	97	135	506	-
FIRST LIEUTENANT - TOTAL	2,391	1,561	846	707	8	826	25	41	760	4
SECOND LIEUTENANT - TOTAL	161	58	30	28	-	98	-	2	96	5
WARRANT OFFICER - TOTAL	9	-	-	-	-	9	-	-	9	-
30 June 1958 - Total	6,306	4,648	2,755	1,869	24	1,656	105	123	1,428	2
GENERAL - TOTAL	17	17	15	1	1	-	-	-	-	-
COLONEL - TOTAL	104	74	58	11	5	30	1	-	29	-
LIEUTENANT COLONEL - TOTAL	377	261	228	28	5	116	3	6	107	-
MAJOR - TOTAL	952	715	513	201	1	237	21	18	198	-
CAPTAIN - TOTAL	2,768	2,148	1,294	849	5	618	64	83	471	2
FIRST LIEUTENANT - TOTAL	1,950	1,359	621	731	7	591	16	16	559	-
SECOND LIEUTENANT - TOTAL	125	74	26	48	-	51	-	-	51	-
WARRANT OFFICER - TOTAL	13	-	-	-	-	13	-	-	13	-

TABLE 266 — SUMMARY — AF RESERVE OFFICERS IN PAY STATUS ASSIGNMENTS BY FLYING STATUS, BY GRADE, BY PROGRAM ELEMENT — 25 JUN 1953 THROUGH 30 JUN 1958 (CONTINUED)

GRADE AND PROGRAM ELEMENT	TOTAL	ON FLYING STATUS				NOT ON FLYING STATUS				AERO RATING AND/OR FLY STATUS UNKNOWN
		Total	Pilots	Other Rated	Non Rated	Total	Pilots	Other Rated	Non Rated	
30 June 1959	FISCAL YEAR SUMMARIES (Continued)									
GENERAL - TOTAL										
COLONEL - TOTAL										
LIEUTENANT COLONEL - TOTAL										
MAJOR - TOTAL										
CAPTAIN - TOTAL										
FIRST LIEUTENANT - TOTAL										
SECOND LIEUTENANT - TOTAL										
WARRANT OFFICER - TOTAL										
30 June 1960										
GENERAL - TOTAL										
COLONEL - TOTAL										
LIEUTENANT COLONEL - TOTAL										
MAJOR - TOTAL										
CAPTAIN - TOTAL										
FIRST LIEUTENANT - TOTAL										
SECOND LIEUTENANT - TOTAL										
WARRANT OFFICER - TOTAL										
	FY 1958 - 30 September 1957									
TOTAL	7,644	5,530	3,478	2,000	52	2,105	134	148	1,823	9
GENERAL - TOTAL	17	17	15	1	1	-	-	-	-	-
COLONEL - TOTAL	138	93	79	1	13	45	2	-	43	-
LIEUTENANT COLONEL - TOTAL	450	296	259	24	13	154	3	5	146	-
MAJOR - TOTAL	1,182	858	598	257	3	324	25	25	274	-
CAPTAIN - TOTAL	3,500	2,804	1,745	1,041	18	695	83	97	515	1
FIRST LIEUTENANT - TOTAL	2,213	1,395	749	642	4	812	20	20	772	6
SECOND LIEUTENANT - TOTAL	135	67	33	34	-	66	1	1	64	2
WARRANT OFFICER - TOTAL	9	-	-	-	-	9	-	-	9	-
Combat Training - Total	4,562	2,872	2,391	459	22	1,684	120	123	1,441	6
General	7	7	7	-	-	-	-	-	-	-
Colonel	78	38	32	-	6	40	2	-	38	-
Lieutenant Colonel	224	106	99	4	3	118	2	5	111	-
Major	618	339	320	19	-	279	24	21	234	-
Captain	2,067	1,514	1,287	216	11	553	73	87	393	-
First Lieutenant	1,460	829	619	208	2	626	18	10	598	5
Second Lieutenant	99	39	27	12	-	59	1	-	58	1
Warrant Officer	9	-	-	-	-	9	-	-	9	-
Airways and Air Comm Squadron - Total	139	72	57	15	-	66	6	1	59	1
General	-	-	-	-	-	-	-	-	-	-
Colonel	-	-	-	-	-	-	-	-	-	-
Lieutenant Colonel	2	-	-	-	-	2	-	-	2	-
Major	16	8	8	-	-	8	1	-	7	-
Captain	69	42	34	8	-	27	5	1	21	-
First Lieutenant	49	21	15	6	-	28	-	-	28	-
Second Lieutenant	3	1	-	1	-	1	-	-	1	1
Warrant Officer	-	-	-	-	-	-	-	-	-	-
Aerial Port Squadron - Total	66	17	9	8	-	49	3	7	39	-
General	-	-	-	-	-	-	-	-	-	-
Colonel	-	-	-	-	-	-	-	-	-	-
Lieutenant Colonel	6	1	1	-	-	5	-	-	5	-
Major	11	4	3	1	-	7	-	3	4	-
Captain	24	10	4	6	-	14	3	2	9	-
First Lieutenant	24	2	1	1	-	22	-	2	20	-
Second Lieutenant	1	-	-	-	-	1	-	-	1	-
Warrant Officer	-	-	-	-	-	-	-	-	-	-
Medical Units - Total	220	29	5	4	20	190	1	-	189	1
General	-	-	-	-	-	-	-	-	-	-
Colonel	8	4	-	-	4	4	-	-	4	-
Lieutenant Colonel	32	7	-	-	7	25	-	-	25	-
Major	24	3	1	-	2	21	-	-	21	-
Captain	81	12	3	4	5	68	1	-	67	1
First Lieutenant	74	3	1	-	2	71	-	-	71	-
Second Lieutenant	1	-	-	-	-	1	-	-	1	-
Warrant Officer	-	-	-	-	-	-	-	-	-	-

TABLE 266 – SUMMARY – AF RESERVE OFFICERS IN PAY STATUS ASSIGNMENTS BY FLYING STATUS, BY GRADE, BY PROGRAM ELEMENT – 25 JUN 1953 THROUGH 30 JUN 1958 (CONTINUED)

GRADE AND PROGRAM ELEMENT	TOTAL	ON FLYING STATUS				NOT ON FLYING STATUS				AERO RATING AND/OR FLY STATUS UNKNOWN
		Total	Pilots	Other Rated	Non Rated	Total	Pilots	Other Rated	Non Rated	
	FY 1958 - 30 September 1957 (Continued)									
Air Rescue Squadron - Total	60	52	37	15	-	8	-	-	8	-
General	-	-	-	-	-	-	-	-	-	-
Colonel	-	-	-	-	-	-	-	-	-	-
Lieutenant Colonel	1	1	1	-	-	-	-	-	-	-
Major	5	5	5	-	-	-	-	-	-	-
Captain	23	22	15	7	-	1	-	-	1	-
First Lieutenant	31	24	16	8	-	7	-	-	7	-
Second Lieutenant	-	-	-	-	-	-	-	-	-	-
Warrant Officer	-	-	-	-	-	-	-	-	-	-
Personnel Processing Units - Total	80	20	12	8	-	60	2	-	58	-
General	-	-	-	-	-	-	-	-	-	-
Colonel	2	1	1	-	-	1	-	-	1	-
Lieutenant Colonel	6	2	1	1	-	4	1	-	3	-
Major	13	5	3	2	-	8	-	-	8	-
Captain	26	9	4	5	-	17	1	-	16	-
First Lieutenant	33	3	3	-	-	30	-	-	30	-
Second Lieutenant	-	-	-	-	-	-	-	-	-	-
Warrant Officer	-	-	-	-	-	-	-	-	-	-
Air Terminal Squadron - Total	47	16	13	3	-	31	2	2	27	-
General	-	-	-	-	-	-	-	-	-	-
Colonel	-	-	-	-	-	-	-	-	-	-
Lieutenant Colonel	-	-	-	-	-	-	-	-	-	-
Major	1	-	-	-	-	1	-	1	-	-
Captain	19	10	9	1	-	9	-	1	8	-
First Lieutenant	24	5	3	2	-	19	2	-	17	-
Second Lieutenant	3	1	1	-	-	2	-	-	2	-
Warrant Officer	-	-	-	-	-	-	-	-	-	-
Air Reserve Squadron (NAV) - Total	1,286	1,268	2	1,266	-	17	-	15	2	1
General	-	-	-	-	-	-	-	-	-	-
Colonel	-	-	-	-	-	-	-	-	-	-
Lieutenant Colonel	1	1	-	1	-	-	-	-	-	-
Major	195	195	1	194	-	-	-	-	-	-
Captain	689	683	1	682	-	6	-	6	-	-
First Lieutenant	381	371	-	371	-	9	-	8	1	1
Second Lieutenant	20	18	-	18	-	2	-	1	1	-
Warrant Officer	-	-	-	-	-	-	-	-	-	-
MOARS on Flying Status - Total	1,184	1,184	952	222	10	-	-	-	-	-
General	10	10	8	1	1	-	-	-	-	-
Colonel	50	50	46	1	3	-	-	-	-	-
Lieutenant Colonel	178	178	157	18	3	-	-	-	-	-
Major	299	299	257	41	1	-	-	-	-	-
Captain	502	502	388	112	2	-	-	-	-	-
First Lieutenant	137	137	91	46	-	-	-	-	-	-
Second Lieutenant	8	8	5	3	-	-	-	-	-	-
Warrant Officer	-	-	-	-	-	-	-	-	-	-
	FY 1958 - 31 DECEMBER 1957									
TOTAL	6,429	4,811	2,886	1,881	44	1,612	97	113	1,402	6
GENERAL - TOTAL	15	15	14	-	1	-	-	-	-	-
COLONEL - TOTAL	109	77	66	-	11	32	-	-	32	-
LIEUTENANT COLONEL - TOTAL	371	262	233	18	11	108	2	3	103	1
MAJOR - TOTAL	913	688	472	213	3	225	20	15	190	-
CAPTAIN - TOTAL	2,955	2,403	1,420	969	14	551	61	74	416	1
FIRST LIEUTENANT - TOTAL	1,947	1,309	656	649	4	636	14	21	601	2
SECOND LIEUTENANT - TOTAL	108	57	25	32	-	49	-	-	49	2
WARRANT OFFICER - TOTAL	11	-	-	-	-	11	-	-	11	-

TABLE 266 – SUMMARY – AF RESERVE OFFICERS IN PAY STATUS ASSIGNMENTS BY FLYING STATUS, BY GRADE, BY PROGRAM ELEMENT – 25 JUN 1953 THROUGH 30 JUN 1958 (CONTINUED)

GRADE AND PROGRAM ELEMENT	TOTAL	ON FLYING STATUS				NOT ON FLYING STATUS				AERO RATING AND/OR FLY STATUS UNKNOWN
		Total	Pilots	Other Rated	Non Rated	Total	Pilots	Other Rated	Non Rated	
	FY 1958 - 31 DECEMBER 1957 (Continued)									
Combat Training - Total	3,377	2,191	1,834	341	16	1,183	85	86	1,012	3
General	6	6	6	-	-	-	-	-	-	-
Colonel	52	25	21	-	4	27	-	-	27	-
Lieutenant Colonel	155	78	74	2	2	77	2	3	72	-
Major	393	211	197	13	1	182	18	12	152	-
Captain	1,550	1,149	992	150	7	401	53	60	288	-
First Lieutenant	1,136	691	522	167	2	443	12	11	420	2
Second Lieutenant	74	31	22	9	-	42	-	-	42	1
Warrant Officer	11	-	-	-	-	11	-	-	11	-
Airways and Air Communications Squadron - Total	115	42	27	15	-	72	7	1	64	1
General	-	-	-	-	-	-	-	-	-	-
Colonel	-	-	-	-	-	-	-	-	-	-
Lieutenant Colonel	2	-	-	-	-	2	-	-	2	-
Major	13	5	5	-	-	8	1	-	7	-
Captain	55	25	17	8	-	30	6	1	23	-
First Lieutenant	43	12	5	7	-	31	-	-	31	-
Second Lieutenant	2	-	-	-	-	1	-	-	1	1
Warrant Officer	-	-	-	-	-	-	-	-	-	-
Aerial Port Squadrons - Total	44	13	8	5	-	31	-	5	26	-
General	-	-	-	-	-	-	-	-	-	-
Colonel	-	-	-	-	-	-	-	-	-	-
Lieutenant Colonel	4	1	1	-	-	3	-	-	3	-
Major	7	3	2	1	-	4	-	2	2	-
Captain	17	8	4	4	-	9	-	1	8	-
First Lieutenant	16	1	1	-	-	15	-	2	13	-
Second Lieutenant	-	-	-	-	-	-	-	-	-	-
Warrant Officer	-	-	-	-	-	-	-	-	-	-
Medical Units - Total	288	28	4	5	19	258	1	-	257	2
General	-	-	-	-	-	-	-	-	-	-
Colonel	9	4	-	-	4	5	-	-	5	-
Lieutenant Colonel	34	7	-	-	7	26	-	-	26	1
Major	32	3	1	-	2	29	-	-	29	-
Captain	100	11	2	4	5	88	1	-	87	1
First Lieutenant	111	3	1	1	1	108	-	-	108	-
Second Lieutenant	2	-	-	-	-	2	-	-	2	-
Warrant Officer	-	-	-	-	-	-	-	-	-	-
Air Rescue Squadron - Total	85	71	51	20	-	14	1	1	12	-
General	-	-	-	-	-	-	-	-	-	-
Colonel	-	-	-	-	-	-	-	-	-	-
Lieutenant Colonel	2	2	2	-	-	-	-	-	-	-
Major	6	6	6	-	-	-	-	-	-	-
Captain	41	37	26	11	-	4	1	1	2	-
First Lieutenant	36	26	17	9	-	10	-	-	10	-
Second Lieutenant	-	-	-	-	-	-	-	-	-	-
Warrant Officer	-	-	-	-	-	-	-	-	-	-
Air Terminal Squadrons - Total	47	13	10	3	-	34	3	2	29	-
General	-	-	-	-	-	-	-	-	-	-
Colonel	-	-	-	-	-	-	-	-	-	-
Lieutenant Colonel	-	-	-	-	-	-	-	-	-	-
Major	2	-	-	-	-	2	1	1	-	-
Captain	18	9	8	1	-	9	-	1	8	-
First Lieutenant	24	4	2	2	-	20	2	-	18	-
Second Lieutenant	3	-	-	-	-	3	-	-	3	-
Warrant Officer	-	-	-	-	-	-	-	-	-	-
Air Reserve Squadron (NAV) - Total	1,318	1,298	2	1,296	-	20	-	18	2	-
General	-	-	-	-	-	-	-	-	-	-
Colonel	-	-	-	-	-	-	-	-	-	-
Lieutenant Colonel	-	-	-	-	-	-	-	-	-	-
Major	163	163	1	162	-	-	-	-	-	-
Captain	709	699	1	698	-	10	-	10	-	-
First Lieutenant	425	416	-	416	-	9	-	8	1	-
Second Lieutenant	21	20	-	20	-	1	-	-	1	-
Warrant Officer	-	-	-	-	-	-	-	-	-	-

TABLE 266 — SUMMARY — AF RESERVE OFFICERS IN PAY STATUS ASSIGNMENTS BY FLYING STATUS BY GRADE, BY PROGRAM ELEMENT — 25 JUN 1953 THROUGH 30 JUN 1958 (CONTINUED)

GRADE AND PROGRAM ELEMENT	TOTAL	ON FLYING STATUS				NOT ON FLYING STATUS				AERO RATING AND/OR FLY STATUS UNKNOWN
		Total	Pilots	Other Rated	Non Rated	Total	Pilots	Other Rated	Non Rated	
	FY 1958 - 31 December 1957 (Continued)									
MOARS on Flying Status - Total	1,155	1,155	950	196	9	-	-	-	-	-
General	9	9	8	-	1	-	-	-	-	-
Colonel	48	48	45	-	3	-	-	-	-	-
Lieutenant Colonel	174	174	156	16	2	-	-	-	-	-
Major	297	297	260	37	-	-	-	-	-	-
Captain	465	465	370	93	2	-	-	-	-	-
First Lieutenant	156	156	108	47	1	-	-	-	-	-
Second Lieutenant	6	6	3	3	-	-	-	-	-	-
Warrant Officer	-	-	-	-	-	-	-	-	-	-
	FY 1958 - 31 March 1958									
TOTAL	6,434	4,820	2,799	1,965	56	1,614	91	113	1,410	-
GENERAL - TOTAL	17	17	15	-	2	-	-	-	-	-
COLONEL - TOTAL	108	76	65	-	11	32	1	-	31	-
LIEUTENANT COLONEL - TOTAL	364	258	228	16	14	106	3	3	100	-
MAJOR - TOTAL	944	712	497	212	3	232	16	17	199	-
CAPTAIN - TOTAL	2,857	2,300	1,325	956	19	557	56	73	428	-
FIRST LIEUTENANT - TOTAL	2,020	1,383	643	733	7	637	15	20	602	-
SECOND LIEUTENANT - TOTAL	113	74	26	48	-	39	-	-	39	-
WARRANT OFFICER - TOTAL	11	-	-	-	-	11	-	-	11	-
Combat Training - Total	3,284	2,123	1,744	354	25	1,161	77	90	994	-
General	6	6	6	-	-	-	-	-	-	-
Colonel	48	22	17	-	5	26	1	-	25	-
Lieutenant Colonel	152	79	74	2	3	73	3	3	67	-
Major	415	228	213	13	2	187	14	14	159	-
Captain	1,453	1,062	906	146	10	391	48	99	284	-
First Lieutenant	1,134	692	505	182	5	442	11	14	417	-
Second Lieutenant	65	34	23	11	-	31	-	-	31	-
Warrant Officer	11	-	-	-	-	11	-	-	11	-
Airways and Air Communications Squadrons - Total	116	46	28	17	1	70	6	3	61	-
General	-	-	-	-	-	-	-	-	-	-
Colonel	-	-	-	-	-	-	-	-	-	-
Lieutenant Colonel	2	-	-	-	-	2	-	-	2	-
Major	13	5	5	-	-	8	1	-	7	-
Captain	57	27	18	8	1	30	5	3	22	-
First Lieutenant	42	14	5	9	-	28	-	-	28	-
Second Lieutenant	2	-	-	-	-	2	-	-	2	-
Warrant Officer	-	-	-	-	-	-	-	-	-	-
Aerial Port Squadrons - Total	47	14	10	4	-	33	1	5	27	-
General	-	-	-	-	-	-	-	-	-	-
Colonel	-	-	-	-	-	-	-	-	-	-
Lieutenant Colonel	4	1	1	-	-	3	-	-	3	-
Major	7	3	3	-	-	4	-	2	2	-
Captain	17	8	5	3	-	9	-	2	7	-
First Lieutenant	18	2	1	1	-	16	1	1	14	-
Second Lieutenant	1	-	-	-	-	1	-	-	1	-
Warrant Officer	-	-	-	-	-	-	-	-	-	-
Medical Units - Total	313	28	3	4	21	285	2	2	281	-
General	-	-	-	-	-	-	-	-	-	-
Colonel	10	4	-	-	4	6	-	-	6	-
Lieutenant Colonel	37	9	-	-	9	28	-	-	28	-
Major	33	2	1	-	1	31	-	-	31	-
Captain	116	10	1	3	6	106	1	1	104	-
First Lieutenant	116	3	1	1	1	113	1	1	111	-
Second Lieutenant	1	-	-	-	-	1	-	-	1	-
Warrant Officer	-	-	-	-	-	-	-	-	-	-
Air Rescue Squadron - Total	93	82	60	22	-	11	2	-	9	-
General	-	-	-	-	-	-	-	-	-	-
Colonel	-	-	-	-	-	-	-	-	-	-
Lieutenant Colonel	1	1	1	-	-	-	-	-	-	-
Major	9	9	9	-	-	-	-	-	-	-
Captain	44	40	29	11	-	4	2	-	2	-
First Lieutenant	37	30	20	10	-	7	-	-	7	-
Second Lieutenant	2	2	1	1	-	-	-	-	-	-
Warrant Officer	-	-	-	-	-	-	-	-	-	-

TABLE 266 — SUMMARY — AF RESERVE OFFICERS IN PAY STATUS ASSIGNMENTS BY FLYING STATUS, BY GRADE, BY PROGRAM ELEMENT — 25 JUN 1953 THROUGH 30 JUN 1958 (CONTINUED)

GRADE AND PROGRAM ELEMENT	TOTAL	ON FLYING STATUS				NOT ON FLYING STATUS				AERO RATING AND/OR FLY STATUS UNKNOWN
		Total	Pilots	Other Rated	Non Rated	Total	Pilots	Other Rated	Non Rated	
	FY 1958 - 31 March 1958 (Continued)									
Air Terminal Squadron - Total	56	15	11	4	-	41	3	2	36	-
General	-	-	-	-	-	-	-	-	-	-
Colonel	-	-	-	-	-	-	-	-	-	-
Lieutenant Colonel	-	-	-	-	-	-	-	-	-	-
Major	2	-	-	-	-	2	1	1	-	-
Captain	18	9	8	1	-	9	-	1	8	-
First Lieutenant	33	6	3	3	-	27	2	-	25	-
Second Lieutenant	3	-	-	-	-	3	-	-	3	-
Warrant Officer	-	-	-	-	-	-	-	-	-	-
Air Reserve Squadron (Nav) - Total	1,384	1,371	2	1,369	-	13	-	11	2	-
General	-	-	-	-	-	-	-	-	-	-
Colonel	-	-	-	-	-	-	-	-	-	-
Lieutenant Colonel	-	-	-	-	-	-	-	-	-	-
Major	162	162	1	161	-	-	-	-	-	-
Captain	712	704	1	703	-	8	-	7	1	-
First Lieutenant	480	476	-	476	-	4	-	4	-	-
Second Lieutenant	30	29	-	29	-	1	-	-	1	-
Warrant Officer	-	-	-	-	-	-	-	-	-	-
MOARS On Flying Status - Total	1,141	1,141	941	191	9	-	-	-	-	-
General	11	11	9	-	2	-	-	-	-	-
Colonel	50	50	48	-	2	-	-	-	-	-
Lieutenant Colonel	168	168	152	14	2	-	-	-	-	-
Major	303	303	265	38	-	-	-	-	-	-
Captain	440	440	357	81	2	-	-	-	-	-
First Lieutenant	160	160	108	51	1	-	-	-	-	-
Second Lieutenant	9	9	2	7	-	-	-	-	-	-
Warrant Officer	-	-	-	-	-	-	-	-	-	-
	FY 1958 - 30 June 1958									
TOTAL	6,306	4,648	2,755	1,869	24	1,656	105	123	1,428	2
GENERAL - TOTAL	17	17	15	1	1	-	-	-	-	-
COLONEL - TOTAL	104	74	58	11	5	30	1	-	29	-
LIEUTENANT COLONEL	377	261	228	28	5	116	3	6	107	-
MAJOR - TOTAL	952	715	513	201	1	237	21	18	198	-
CAPTAIN - TOTAL	2,768	2,148	1,294	849	5	618	64	83	471	2
FIRST LIEUTENANT - TOTAL	1,950	1,359	621	731	7	591	16	16	559	-
SECOND LIEUTENANT - TOTAL	125	74	26	48	-	51	-	-	51	-
WARRANT OFFICER - TOTAL	13	-	-	-	-	13	-	-	13	-
Combat Training - Total	3,335	2,135	1,707	420	8	1,198	88	102	1,008	2
General	6	6	6	-	-	-	-	-	-	-
Colonel	47	23	17	5	1	24	1	-	23	-
Lieutenant Colonel	165	84	79	4	1	81	3	5	73	-
Major	441	250	230	20	-	191	18	15	158	-
Captain	1,481	1,041	875	163	3	438	56	72	310	2
First Lieutenant	1,113	704	479	222	3	409	10	10	389	-
Second Lieutenant	69	27	21	6	-	42	-	-	42	-
Warrant Officer	13	-	-	-	-	13	-	-	13	-
Airway and Air Communication Squadron - Total	120	49	32	17	-	71	5	3	63	-
General	-	-	-	-	-	-	-	-	-	-
Colonel	-	-	-	-	-	-	-	-	-	-
Lieutenant Colonel	4	-	-	-	-	4	-	-	4	-
Major	12	6	6	-	-	6	1	-	5	-
Captain	57	29	20	9	-	28	3	3	22	-
First Lieutenant	45	14	6	8	-	31	1	-	30	-
Second Lieutenant	2	-	-	-	-	2	-	-	2	-
Warrant Officer	-	-	-	-	-	-	-	-	-	-

TABLE 266 — SUMMARY — AF RESERVE OFFICERS IN PAY STATUS ASSIGNMENTS BY FLYING STATUS, BY GRADE, BY PROGRAM ELEMENT — 25 JUN 1953 THROUGH 30 JUN 1958 (CONTINUED)

GRADE AND PROGRAM ELEMENT	TOTAL	ON FLYING STATUS				NOT ON FLYING STATUS				AERO RATING AND/OR FLY STATUS UNKNOWN
		Total	Pilots	Other Rated	Non Rated	Total	Pilots	Other Rated	Non Rated	
	FY 1958 - 30 June 1958 (Continued)									
Aerial Port Squadron - Total	44	13	10	3	-	31	2	5	24	-
General	-	-	-	-	-	-	-	-	-	-
Colonel	-	-	-	-	-	-	-	-	-	-
Lieutenant Colonel	4	2	1	-	-	2	-	-	2	-
Major	7	3	3	1	-	4	-	2	2	-
Captain	18	7	5	-	-	11	1	2	8	-
First Lieutenant	14	1	1	2	-	13	1	1	11	-
Second Lieutenant	1	-	-	-	-	1	-	-	1	-
Warrant Officer	-	-	-	-	-	-	-	-	-	-
Medical Units - Total	332	32	2	20	10	300	2	4	294	-
General	-	-	-	-	-	-	-	-	-	-
Colonel	10	4	-	4	-	6	-	-	6	-
Lieutenant Colonel	40	11	-	8	3	29	-	1	28	-
Major	35	1	-	-	1	34	1	-	33	-
Captain	133	10	1	7	2	123	1	2	120	-
First Lieutenant	110	6	1	1	4	104	-	1	103	-
Second Lieutenant	4	-	-	-	-	4	-	-	4	-
Warrant Officer	-	-	-	-	-	-	-	-	-	-
Air Rescue - Total	97	86	61	25	-	11	2	-	9	-
General	-	-	-	-	-	-	-	-	-	-
Colonel	-	-	-	-	-	-	-	-	-	-
Lieutenant Colonel	1	1	1	-	-	-	-	-	-	-
Major	10	10	9	1	-	-	-	-	-	-
Captain	47	42	31	11	-	5	2	-	3	-
First Lieutenant	38	32	20	12	-	6	-	-	6	-
Second Lieutenant	1	1	-	1	-	-	-	-	-	-
Warrant Officer	-	-	-	-	-	-	-	-	-	-
Air Terminal Squadron - Total	52	15	9	6	-	37	5	3	29	-
General	-	-	-	-	-	-	-	-	-	-
Colonel	-	-	-	-	-	-	-	-	-	-
Lieutenant Colonel	-	-	-	-	-	-	-	-	-	-
Major	2	-	-	-	-	2	1	1	-	-
Captain	16	6	6	-	-	10	1	1	8	-
First Lieutenant	32	9	3	6	-	23	3	1	19	-
Second Lieutenant	2	-	-	-	-	2	-	-	2	-
Warrant Officer	-	-	-	-	-	-	-	-	-	-
Air Reserve Squadron (Nav) - Total	1,198	1,190	2	1,188	-	8	1	6	1	-
General	-	-	-	-	-	-	-	-	-	-
Colonel	-	-	-	-	-	-	-	-	-	-
Lieutenant Colonel	1	1	-	1	-	-	-	-	-	-
Major	149	149	1	148	-	-	-	-	-	-
Captain	583	580	-	580	-	3	-	3	-	-
First Lieutenant	431	426	-	426	-	5	1	3	1	-
Second Lieutenant	34	34	1	33	-	-	-	-	-	-
Warrant Officer	-	-	-	-	-	-	-	-	-	-
MOARS On Flying Status - Total	1,128	1,128	932	190	6	-	-	-	-	-
General	11	11	9	1	1	-	-	-	-	-
Colonel	47	47	41	2	4	-	-	-	-	-
Lieutenant Colonel	162	162	147	14	1	-	-	-	-	-
Major	296	296	264	32	-	-	-	-	-	-
Captain	433	433	356	77	-	-	-	-	-	-
First Lieutenant	167	167	111	56	-	-	-	-	-	-
Second Lieutenant	12	12	4	8	-	-	-	-	-	-
Warrant Officer	-	-	-	-	-	-	-	-	-	-

Source: Personnel Statistics Division, Directorate of Statistical Services, Comptroller of the Air Force

TABLE 267 — SUMMARY — AF RESERVE INACTIVE DUTY TRAINING-FY 1951 THROUGH FY 1958

(Table below is a modification of Table 273, FY 1957. Quarterly Participation in Inactive Duty training is the sum of Individual Participation by month for three months.)

DURING PERIOD	PARTICIPANTS				MAN TRAINING PERIODS			
	Total		For Pay		Paid		Non-Paid	
	Officer	Airman	Officer	Airman	Officer	Airman	Officer	Airman
	FISCAL YEAR SUMMARIES							
FY 1951	454,577	217,859	151,007	174,323	580,398	646,766	713,289	103,115
FY 1952	a/	a/	33,163	18,219	120,961	67,710	a/	a/
FY 1953	319,066	100,200	56,902	41,144	180,485	150,343	720,385	143,476
FY 1954	424,473	139,620	94,881	67,281	270,004	239,126	873,935	175,178
FY 1955	539,460	213,188	243,612	145,121	583,601	503,526	809,441	164,670
FY 1956	608,265	241,957	297,792	192,122	769,726	639,275	825,233	126,076
FY 1957	543,708	280,177	280,411	240,442	847,542	769,297	711,972	122,944
FY 1958								
FY 1959								
FY 1960								
	FY 1958							
TOTAL	428,390	271,726	226,141	251,005	734,446	867,164	606,701	82,536
FIRST QUARTER - TOTAL	93,534	59,256	41,101	48,185	138,609	164,841	118,768	24,519
SECOND QUARTER - TOTAL	80,362	48,377	44,804	45,888	195,527	216,409	157,942	18,178
THIRD QUARTER - TOTAL	130,966	80,896	72,204	77,735	207,249	235,310	161,522	19,130
FOURTH QUARTER - TOTAL	123,528	83,197	68,032	79,197	193,061	250,604	168,469	20,709
Air Reserve Wings - Total	39,449	123,921	39,269	123,810	185,853	512,621	3,284	1,451
First Quarter	12,883	33,029	12,873	33,025	61,318	127,323	587	235
Second Quarter	7,657	21,885	7,628	21,848	46,134	121,375	1,144	496
Third Quarter	9,405	33,330	9,334	33,307	41,379	126,704	651	326
Fourth Quarter	9,504	35,677	9,434	35,630	37,022	137,219	902	394
Airways and Air Communications Squadrons - Total	1,267	5,924	1,267	5,917	6,125	24,494	26	46
First Quarter	379	1,531	379	1,529	1,895	5,856	3	19
Second Quarter	225	1,037	225	1,037	1,502	5,654	13	9
Third Quarter	321	1,571	321	1,570	1,355	6,031	-	6
Fourth Quarter	342	1,785	342	1,781	1,373	6,953	10	12
Aerial Port Squadrons - Total	538	4,945	538	4,945	2,517	20,967	168	90
First Quarter	179	1,263	179	1,263	829	5,068	42	19
Second Quarter	103	848	103	848	656	5,046	42	30
Third Quarter	127	1,362	127	1,362	523	5,270	40	38
Fourth Quarter	129	1,472	129	1,472	509	5,583	44	3
Air Rescue Squadrons - Total	826	1,699	826	1,699	4,464	7,211	20	20
First Quarter	153	326	153	326	969	1,251	-	-
Second Quarter	140	298	140	298	1,205	1,783	-	-
Third Quarter	246	519	246	519	1,163	2,029	11	16
Fourth Quarter	287	556	287	556	1,127	2,148	9	4
Air Reserve Squadron (Censorship Training) - Total	1,638	39	1,638	39	5,814	143	-	-
First Quarter	418	8	418	8	1,340	22	-	-
Second Quarter	304	6	304	6	1,578	34	-	-
Third Quarter	459	10	459	10	1,507	35	-	-
Fourth Quarter	457	15	457	15	1,389	52	-	-
Medical Units - Total	2,814	3,956	2,812	3,955	11,922	15,948	241	175
First Quarter	577	499	577	499	2,184	1,753	40	15
Second Quarter	499	475	499	474	2,920	2,827	74	72
Third Quarter	860	1,303	859	1,303	3,477	5,068	60	35
Fourth Quarter	878	1,679	877	1,679	3,341	6,300	67	53

TABLE 267 — SUMMARY — AF RESERVE INACTIVE DUTY TRAINING FY 1951 THROUGH FY 1958 (CONTINUED)

DURING PERIOD	PARTICIPANTS				MAN TRAINING PERIODS			
	Total		For Pay		Paid		Non-Paid	
	Officer	Airman	Officer	Airman	Officer	Airman	Officer	Airman
Personnel Processing Squadron - Total	319	914	318	914	1,351	3,185	105	28
First Quarter	239	716	239	716	938	2,235	63	7
Second Quarter	80	198	79	198	413	950	42	21
Air Reserve Squadron (Navigation Training) - Total	14,200	-	14,127	-	60,015	-	865	-
First Quarter	3,745	-	3,741	-	14,718	-	59	-
Second Quarter	2,431	-	2,429	-	14,309	-	155	-
Third Quarter	3,989	-	3,982	-	15,354	-	314	-
Fourth Quarter	4,035	-	3,975	-	15,634	-	337	-
Air Terminal Squadron - Total	514	1,552	513	1,547	2,147	6,313	168	269
First Quarter	128	220	128	216	486	830	30	30
Second Quarter	101	199	100	199	552	1,148	47	82
Third Quarter	144	481	144	480	565	1,881	60	104
Fourth Quarter	141	652	141	652	544	2,454	31	53
MOARS Selective Service Squadron - Total	1,772	-	1,772	-	7,588	-	11	-
First Quarter	562	-	562	-	2,162	-	-	-
Second Quarter	393	-	393	-	2,295	-	11	-
Third Quarter	610	-	610	-	2,249	-	-	-
Fourth Quarter	207	-	207	-	882	-	-	-
MOARS (OJT On Flying Status) - Total	9,875	78	9,589	76	40,065	322	5,714	46
First Quarter	2,347	16	2,318	15	8,631	57	861	2
Second Quarter	1,892	22	1,821	21	9,928	126	1,695	10
Third Quarter	2,866	29	2,833	29	11,299	91	1,112	4
Fourth Quarter	2,770	11	2,617	11	10,207	48	2,046	30
MOARS (OJT Not On Flying Status) - Total	34,496	2,354	33,320	2,275	89,912	6,211	11,361	645
First Quarter	8,195	509	8,078	500	20,647	1,305	1,388	64
Second Quarter	6,759	413	6,412	396	23,535	1,563	4,057	189
Third Quarter	9,463	664	9,257	646	23,070	1,569	2,080	112
Fourth Quarter	10,079	768	9,573	733	23,260	1,774	3,856	280
MOARS (OJT Non-Paid) - Total	6,397	39	-	-	-	-	17,069	117
First Quarter	912	4	-	-	-	-	2,030	6
Second Quarter	1,249	6	-	-	-	-	4,468	12
Third Quarter	2,177	10	-	-	-	-	5,316	31
Fourth Quarter	2,059	19	-	-	-	-	5,255	68
Specialized Training - Total	137,783	115,709	120,152	105,828	316,673	269,749	88,397	55,437
First Quarter	25,131	17,618	11,456	10,088	23,092	19,141	30,494	17,317
Second Quarter	25,459	21,054	24,671	20,563	90,500	75,903	18,372	11,296
Third Quarter	45,145	39,138	44,032	38,509	105,308	86,632	19,880	12,871
Fourth Quarter	42,048	37,899	39,993	36,668	97,773	88,073	19,651	13,953
General Training - Total	175,678	10,552	-	-	-	-	477,103	24,109
First Quarter	37,496	3,485	-	-	-	-	82,784	6,762
Second Quarter	32,860	1,931	-	-	-	-	127,310	5,936
Third Quarter	54,882	2,474	-	-	-	-	131,315	5,563
Fourth Quarter	50,440	2,662	-	-	-	-	135,694	5,848
Non-Affiliated Reserve Section - Total	824	44	-	-	-	-	2,169	103
First Quarter	190	32	-	-	-	-	407	43
Second Quarter	210	5	-	-	-	-	512	25
Third Quarter	272	5	-	-	-	-	683	24
Fourth Quarter	152	2	-	-	-	-	567	11

a/ Data not available

Source: Personnel Statistics Division, Directorate of Statistical Services, Comptroller of the Air Force

505282 O - 59 - 40

TABLE 268 — SUMMARY — AF RESERVE ACTIVE DUTY TRAINING — FY 1951 THROUGH FY 1958

(Table below is a modification of Table 274, FY 1957 "USAF Statistical Digest". Short tour and Special tour summaries were not available prior to FY 1955.)

DATE AND PROGRAM ELEMENT	SHORT TOURS				SCHOOL TRAINING				SPECIAL TOURS			
	Number Completing		Training Days		Number Completing		Training Days		Number Completing		Training Days	
	Officer	Airman	Officer	Airman	Officer	Airman	Officer	Airman	Officer	Airman	Officer	Airman
	FISCAL YEAR SUMMARIES											
FY 1951					13,167	6,798	195,606	87,664				
FY 1952					5,598	1,592	90,255	23,463				
FY 1953					9,665	2,232	139,587	30,866				
FY 1954					12,949	4,904	395,358	148,630				
FY 1955	19,061	9,026	284,861	137,967	1,414	347	28,367	18,647	1,130	148	9,352	1,465
FY 1956	27,681	15,830	410,056	231,662	2,634	482	48,383	22,838	4,068	2,091	26,547	12,682
FY 1957	27,686	18,982	411,671	282,766	4,572	560	77,702	13,932	8,227	1,892	38,977	10,806
FY 1958												
FY 1959												
FY 1960												
	FY 1958											
TOTAL	24,285	19,237	369,911	288,921	2,521	400	44,648	13,419	6,747	2,507	37,751	15,880
FIRST QUARTER - TOTAL	9,044	11,304	138,517	169,033	791	120	14,549	4,608	888	459	5,679	1,980
SECOND QUARTER - TOTAL	2,676	1,504	43,976	21,505	388	85	6,530	2,437	1,080	207	7,259	2,290
THIRD QUARTER - TOTAL	3,916	1,793	61,053	27,703	564	89	10,712	2,652	2,483	867	12,414	5,407
FOURTH QUARTER - TOTAL	8,649	4,636	126,365	70,680	778	106	12,857	3,722	2,296	974	12,399	6,203
Air Reserve Wings - Total	3,477	9,163	51,546	135,644	263	188	7,693	8,598	3,506	2,021	27,746	13,681
First Quarter	3,089	8,171	46,150	121,586	104	59	2,852	3,177	589	335	4,344	1,529
Second Quarter	216	449	2,867	5,944	54	49	1,552	1,760	596	186	5,916	2,181
Third Quarter	26	39	357	585	51	40	1,575	1,582	1,130	726	8,998	5,055
Fourth Quarter	146	504	2,172	7,529	54	40	1,714	2,079	1,191	774	8,488	4,916
Airways and Air Communication Squadrons - Total	114	431	1,695	5,829	13	15	467	860	54	85	155	321
First Quarter	68	296	1,015	4,154	5	8	50	394	12	33	40	109
Second Quarter	-	4	-	60	3	5	48	117	11	10	21	27
Third Quarter	-	11	-	152	-	1	132	26	15	20	31	73
Fourth Quarter	46	120	680	1,463	5	1	237	323	16	22	63	112

TABLE 268 — SUMMARY — AF RESERVE ACTIVE DUTY TRAINING — FY 1951 THROUGH FY 1958 (CONTINUED)

DATE AND PROGRAM ELEMENT	SHORT TOURS				SCHOOL TRAINING				SPECIAL TOURS			
	Number Completing		Training Days		Number Completing		Training Days		Number Completing		Training Days	
	Officer	Airman	Officer	Airman	Officer	Airman	Officer	Airman	Officer	Airman	Officer	Airman
Aerial Port Squadrons - Total	46	411	690	6,165	3	-	160	-	51	259	165	663
First Quarter	30	269	466	4,113	2	-	142	-	23	51	65	189
Second Quarter	7	30	102	408	-	-	-	-	1	9	2	32
Third Quarter	1	3	2	9	-	-	-	-	11	106	39	205
Fourth Quarter	8	109	120	1,635	1	-	18	-	16	93	59	237
Air Rescue Squadrons - Total	60	117	900	1,755	3	2	83	327	71	37	385	210
First Quarter	57	116	855	1,740	1	-	38	184	22	21	160	75
Second Quarter	-	-	-	-	1	1	19	87	5	1	15	5
Third Quarter	-	-	-	-	-	1	-	56	4	1	12	5
Fourth Quarter	3	1	45	15	1	-	26	-	40	14	198	125
Air Reserve Squadron (Censorship Training) - Total	14	-	210	-	11	-	131	-	4	1	15	3
First Quarter	12	-	180	-	2	-	28	-	4	1	15	3
Second Quarter	-	-	-	-	2	-	12	-	-	-	-	-
Third Quarter	-	-	-	-	-	-	-	-	-	-	-	-
Fourth Quarter	2	-	30	-	7	-	91	-	-	-	-	-
Medical Units - Total	152	125	2,293	1,875	27	5	616	388	33	69	237	858
First Quarter	27	20	405	300	-	-	18	-	3	2	13	10
Second Quarter	41	23	628	368	1	-	31	-	13	1	57	45
Third Quarter	22	8	333	116	13	3	335	237	3	6	6	34
Fourth Quarter	62	74	927	1,091	13	2	232	151	14	60	161	769
Personnel Processing Squadrons - Total	61	146	915	2,190	3	1	35	11	8	6	35	25
First Quarter	61	144	915	2,160	2	1	14	11	8	6	35	25
Second Quarter	-	2	-	30	1	-	21	-	-	-	-	-
Air Reserve Squadrons (Navigation Training) - Total	1,134	-	22,057	-	47	-	1,607	-	797	-	4,344	-
First Quarter	722	-	11,877	-	31	-	786	-	51	-	383	-
Second Quarter	132	-	6,033	-	6	-	354	-	131	-	600	-
Third Quarter	112	-	1,830	-	3	-	270	-	279	-	1,510	-
Fourth Quarter	168	-	2,317	-	7	-	197	-	336	-	1,851	-
Air Terminal Squadrons - Total	33	54	499	808	6	-	154	-	10	7	46	43
First Quarter	19	37	293	569	2	-	32	-	3	-	12	-
Second Quarter	2	7	26	89	-	-	-	-	-	-	-	-
Third Quarter	6	3	90	45	2	-	87	-	2	3	8	16
Fourth Quarter	6	7	90	105	2	-	35	-	5	4	26	27
MOARS Selective Service Squadron - Total	196	-	2,902	-	-	-	-	-	-	-	-	-
First Quarter	55	-	831	-	-	-	-	-	-	-	-	-
Second Quarter	11	-	145	-	-	-	-	-	-	-	-	-
Third Quarter	31	-	544	-	-	-	-	-	-	-	-	-
Fourth Quarter	99	-	1,382	-	-	-	-	-	-	-	-	-

TABLE 268 — SUMMARY — AF RESERVE ACTIVE DUTY TRAINING — FY 1951 THROUGH FY 1958 (CONTINUED)

DATE AND PROGRAM ELEMENT	SHORT TOURS				SCHOOL TRAINING				SPECIAL TRAINING			
	Number Completing		Training Days		Number Completing		Training Days		Number Completing		Training Days	
	Officer	Airman	Officer	Airman	Officer	Airman	Officer	Airman	Officer	Airman	Officer	Airman
MOARS (OJT On Flying Status) - Total	1,138	88	16,749	1,398	67	-	1,267	-	12	-	144	-
First Quarter	324	10	4,998	150	36	-	677	-	1	-	4	-
Second Quarter	223	12	3,245	176	9	-	290	-	2	-	33	-
Third Quarter	219	15	3,358	277	7	-	103	-	6	-	83	-
Fourth Quarter	372	51	5,148	795	15	-	197	-	3	-	24	-
MOARS (OJT Not On Flying Status) - Total	4,299	434	64,235	6,650	471	5	7,610	130	26	-	379	-
First Quarter	1,198	187	18,099	2,976	133	1	2,201	15	1	-	39	-
Second Quarter	644	67	9,998	1,000	42	3	889	46	13	-	153	-
Third Quarter	818	65	12,492	1,093	97	1	1,756	18	4	-	30	-
Fourth Quarter	1,639	115	23,646	1,581	199	-	2,764	51	8	-	157	-
MOARS (OJT Non-Paid) - Total	1,413	54	21,223	828	91	-	1,584	-	7	-	30	-
First Quarter	236	2	3,667	30	15	-	234	-	-	-	-	-
Second Quarter	154	5	2,375	75	5	-	145	-	1	-	5	-
Third Quarter	270	16	4,263	270	11	-	267	-	3	-	12	-
Fourth Quarter	753	31	10,918	453	60	-	938	-	3	-	13	-
Specialized Training - Total	11,631	7,993	176,048	122,323	1,467	180	22,204	3,022	2,140	17	3,978	57
First Quarter	2,985	1,990	46,176	30,215	438	48	7,143	769	153	6	492	26
Second Quarter	1,236	892	18,414	13,151	258	26	3,053	412	304	-	453	-
Third Quarter	2,371	1,607	37,199	24,737	379	43	6,082	733	1,025	4	1,684	14
Fourth Quarter	5,039	3,504	74,259	54,220	392	63	5,926	1,108	658	7	1,349	17
General Training - Total	517	221	7,949	3,456	49	4	1,037	83	28	5	92	19
First Quarter	161	62	2,590	1,040	20	3	334	58	18	4	77	14
Second Quarter	10	13	143	204	6	1	116	15	3	-	4	-
Third Quarter	40	26	585	419	1	-	105	-	1	1	1	5
Fourth Quarter	306	120	4,631	1,793	22	-	482	10	6	-	10	-
Non-Affiliated Reserve Section - Total	-	-	-	-	-	-	-	-	-	-	-	-
First Quarter	-	-	-	-	-	-	-	-	-	-	-	-
Second Quarter	-	-	-	-	-	-	-	-	-	-	-	-
Third Quarter	-	-	-	-	-	-	-	-	-	-	-	-
Fourth Quarter	-	-	-	-	-	-	-	-	-	-	-	-

Source: Personnel Statistics Division, Directorate of Statistical Services, Comptroller of the Air Force

TABLE 269 — SUMMARY — AF RESERVE GAINS AND LOSSES — FY 1952 THROUGH FY 1958

DATE	GAINS			LOSSES		
	Total	Officers and Warrant Officers	Airmen	Total	Officers and Warrant Officers	Airmen
	FISCAL YEAR SUMMARIES					
FY 1952	50,460	18,724	31,736	50,720	34,065	16,665
FY 1953	77,415	40,028	37,387	153,548	99,532	54,016
FY 1954	88,069	38,087	50,522	73,510	31,485	42,025
FY 1955	51,293	24,817	26,476	62,359	44,135	18,224
FY 1956	166,987	27,668	139,319	69,783	33,175	36,608
FY 1957	140,261	21,130	119,131	56,678	25,254	31,424
FY 1958	139,006	27,679	111,327	70,877	40,272	30,605
FY 1959						
FY 1960						

GAIN AND LOSS DETAIL	JUL (1957)	AUG	SEP	OCT	NOV	DEC	JAN (1958)	FEB	MAR	APR	MAY	JUN
	OFFICERS											
GAIN - TOTAL	5,086	1,833	2,417	2,308	1,510	1,737	1,383	2,248	2,160	2,422	3,097	1,478
Commissioned from Civil Life	293	230	150	70	47	76	100	143	222	127	308	181
Reappointment	10	9	7	8	1	5	12	4	2	3	3	4
Commissioned from ROTC	3,479	551	479	197	28	15	40	73	374	91	29	65
Commissioned from Reserve Enlisted Status	11	1	22	15	1	2	-	2	-	1	-	1
Officers from Extended Active Duty (Non-Obligor)	14	6	7	1	1	1	5	1	-	12	10	33
Officers from Extended Active Duty (Obligor)	265	197	369	360	161	230	367	393	283	539	828	283
Commissioned from Warrant Officer or Enlisted Status	517	480	1,045	1,048	1,075	959	648	1,347	1,181	1,559	1,386	820
Appointed Warrant Officer from Enlisted Status	-	-	-	-	-	-	-	-	-	-	-	-
Revocation of Previous Declination of AF Reserve Indef Appointment	5	4	7	2	-	3	-	4	2	2	7	5
Rescission/Revocation of Orders	12	5	4	19	13	4	8	13	10	5	7	6
From Reserve Retired List	-	-	-	-	-	-	1	-	-	-	1	-
From Air National Guard	417	343	327	578	183	395	187	268	76	78	154	80
Gains from Administrative Adjustment	63	7	-	10	-	47	15	-	10	5	364	-
LOSS - TOTAL	3,399	3,467	12,164	3,558	858	2,734	1,550	4,087	2,027	2,314	1,788	2,326
Resignation Term of Commission for Other Than Cause	33	45	84	45	29	31	84	73	47	54	44	59
Term of Commission for Cause	2,376	2,186	10,905	2,856	315	2,202	504	3,298	1,271	1,318	986	1,193
Expiration of Current Term of Appointment	19	19	12	15	7	4	5	1	-	-	-	4
Ordered to Extended Active Duty	834	1,048	881	419	269	237	766	477	569	663	412	681
Loss to Air National Guard	58	55	58	54	32	46	66	102	54	67	45	127
Loss to Reserve Retired List	51	71	147	119	95	192	97	43	67	190	292	196
Retirement	-	1	1	-	-	-	1	2	-	-	-	-
Rescission/Revocation of Orders	1	-	-	2	-	-	-	-	-	-	-	-
Deceased	22	8	10	20	14	13	14	19	18	14	8	15
Losses from Administrative Adjustment	5	34	66	28	97	9	13	72	1	8	1	51
NET GAIN OR LOSS	1,687	-1,634	-9,747	-1,250	652	-997	-167	-1,839	133	108	1,309	-848

TABLE 269 – SUMMARY – AF RESERVE GAINS AND LOSSES – FY 1952 THROUGH 1958 (CONTINUED)

GAIN AND LOSS DETAIL	JUL (1957)	AUG	SEP	OCT	NOV	DEC	JAN (1958)	FEB	MAR	APR	MAY	JUN
	AIRMEN											
GAIN - TOTAL	5,008	7,237	7,290	6,516	5,209	2,763	20,018	12,139	12,810	12,638	9,566	10,133
AF Reserve Airmen from Extended Active Duty	-	-	-	-	-	-	-	-	-	-	-	-
Regular AF Airmen Transferred to AF Reserve to Fulfill Reserve Obligation	3,440	5,089	5,496	4,825	4,360	2,280	17,776	10,763	10,872	10,496	7,612	7,590
Reenlistment within 30 days (AF Reserve)	15	9	8	8	7	4	9	6	24	14	23	37
Rescission/Revocation of Orders	22	9	2	13	7	1	8	9	8	4	13	7
ENLISTMENTS - TOTAL	682	877	669	601	242	341	670	678	963	516	480	711
No Prior Service - Under 26	48	229	220	128	46	115	394	455	458	125	155	432
No Prior Service - 26 and Over	-	-	-	1	2	-	-	-	-	-	-	5
Prior AF Reserve Status	3	10	1	4	96	3	6	-	12	2	3	4
Prior Active Military Service (Break of Over 30 Days)	628	634	444	463	98	221	266	218	485	376	317	266
Prior Active Military Service (Break of 30 Days or Less	3	4	4	5	-	2	4	5	8	13	5	4
From Regular AF Due to Hardship	181	172	234	433	-	41	325	228	253	473	322	365
Retired Regular AF Airmen Transferred to AF Reserve to complete 30 Years	-	347	227	185	-	-	314	22	186	132	106	117
From Reserve Retired List	3	6	8	2	1	-	4	2	-	6	10	3
From Air National Guard	665	680	646	449	268	87	911	430	475	994	932	1,276
Gains from Administrative Adjustment	-	48	-	-	324	9	1	1	29	3	68	27
LOSS - TOTAL	1,902	2,850	3,067	1,774	1,303	1,348	2,390	1,913	1,899	3,468	3,227	5,464
Discharge ETS or Obligation	648	589	1,343	604	364	605	1,032	595	634	1,368	1,506	1,089
Discharge Other than ETS or Obligation	145	265	137	110	76	100	143	134	119	156	114	256
Discharge, No Prior Service - Under 26	-	-	-	-	-	-	-	1	-	-	-	-
Ordered to Extended Active Duty	132	159	144	148	92	69	100	69	107	111	117	116
Enlisted in Regular Establishment, No Prior Service-Under 26	-	3	2	-	1	2	12	2	1	2	2	2
Enlisted in Regular Establishment, Other	732	1,696	1,180	704	668	438	865	872	844	1,601	1,285	3,664
Loss to Air National Guard	64	64	72	90	55	102	137	133	113	164	120	194
Loss to Reserve Retired List	-	16	59	15	6	2	13	2	3	11	24	39
Retirement	-	1	1	5	-	-	-	-	-	-	-	-
Commissioned from Reserve Enlisted Status	23	29	32	17	5	6	16	8	8	21	22	51
Rescission/Revocation of Orders	16	4	2	3	-	1	2	1	-	1	-	-
Deceased	34	24	22	28	36	20	30	48	60	22	32	53
Losses from Administrative Adjustment	108	-	73	50	-	3	40	48	10	11	5	-
NET GAIN OR LOSS	3,106	4,387	4,223	4,742	3,906	1,415	17,628	10,226	10,911	9,170	6,339	4,669

Source: Personnel Statistics Division, Directorate of Statistical Services, DCS/Comptroller

TABLE 270 – SUMMARY – AIR FORCE RESERVE PERSONNEL NOT ON ACTIVE DUTY– 31 DEC 1947 THROUGH 30 JUN 1958

(Table below includes personnel on "Reserve Retired List")

DATE	TOTAL	COMMISSIONED OFFICERS	WARRANT OFFICERS	AIRMEN
31 December 1947	429,000	234,866	-	194,134
30 June 1948	427,960	234,462	-	193,498
31 July 1949	392,570	237,613	-	154,957
30 June 1950	374,256	256,720	-	117,536
25 June 1951	315,242	236,726	-	78,516
25 June 1952	316,850	223,222	-	93,628
25 June 1953	240,626	163,645	-	76,981
25 June 1954	255,674	168,916	1,298	85,460
30 June 1955	245,574	150,476	1,373	93,725
30 June 1956	344,264	146,442	1,291	196,531
30 June 1957	428,416	143,236	885	284,295
30 June 1958	498,960	132,814	872	365,274
30 June 1959				
30 June 1960				

Source: Personnel Statistics Division, Directorate of Statistical Services, Comptroller of the Air Force.

TABLE 271 -FUNCTIONAL DISTRIBUTION OF AIR FORCE RESERVE AIRCRAFT INVENTORY
QUARTERLY - FISCAL YEAR 1958

TYPE OF AIRCRAFT	TOTAL AIRCRAFT	AIRCRAFT INVENTORY															
		ACTIVE											INACTIVE				
		TOTAL ACTIVE	OPERATING							NON-OPERATING			TOTAL INACTIVE	STORAGE	BAILMENT AND LOAN	AWAITING DISPOSITION
			TOTAL OPERATING ACTIVE	TAC & TRANS	TRAINING	OPERATIONAL SUPPORT	ADMIN.	SPECIAL MISSION	TEST & TEST SUPPORT	TOTAL NON-OPERATING	MAINT MOD & IRAN	OTHER				
30 SEPTEMBER 1957																
AFR TOTAL .	821	819	752	751	-	-	-	1	-	67	66	1	2	-	-	2
Fighter.	139	139	138	138	-	-	-	-	-	1	1	-	-	-	-	-
Search & Rescue.	15	15	15	15	-	-	-	-	-	-	-	-	-	-	-	-
Cargo.	564	562	498	497	-	-	-	1	-	64	63	1	2	-	-	2
Trainers	103	103	101	101	-	-	-	-	-	2	2	-	-	-	-	-
31 DECEMBER 1957																
AFR TOTAL .	662	661	635	634	-	-	-	1	-	26	24	2	1	-	-	1
Fighter.	10	10	10	10	-	-	-	-	-	-	-	-	-	-	-	-
Search & Rescue.	14	14	14	14	-	-	-	-	-	-	-	-	-	-	-	-
Cargo.	576	575	550	549	-	-	-	1	-	25	23	2	1	-	-	1
Trainers	62	62	61	61	-	-	-	-	-	1	1	-	-	-	-	-

TABLE 271 -FUNCTIONAL DISTRIBUTION OF AIR FORCE RESERVE AIRCRAFT INVENTORY QUARTERLY - FISCAL YEAR 1958 (CONTINUED)

AIRCRAFT INVENTORY

TYPE OF AIRCRAFT	TOTAL AIRCRAFT	ACTIVE											INACTIVE			
		OPERATING								NON-OPERATING						
		TOTAL ACTIVE	TOTAL OPERATING ACTIVE	TAC & TRANS	TRAINING	OPERATIONAL SUPPORT	ADMIN.	SPECIAL MISSION	TEST & TEST SUPPORT	TOTAL NON-OPERATING	MAINT MOD & TRAN	OTHER	TOTAL INACTIVE	STORAGE	BAILMENT AND LOAN	AWAITING DISPOSITION
31 MARCH 1958																
AFR TOTAL	677	676	648	648	-	-	-	-	-	28	23	5	1	-	-	1
Search & Rescue	15	15	15	15	-	-	-	-	-	-	-	-	-	-	-	-
Cargo	609	608	580	580	-	-	-	-	-	28	23	5	1	-	-	1
Trainer	53	53	53	53	-	-	-	-	-	-	-	-	-	-	-	-
30 JUNE 1958																
AFR TOTAL	659	659	579	579	-	-	-	-	-	80	77	3	-	-	-	-
Search & Rescue	15	15	15	15	-	-	-	-	-	-	-	-	-	-	-	-
Cargo	599	599	519	519	-	-	-	-	-	80	77	3	-	-	-	-
Trainer	45	45	45	45	-	-	-	-	-	-	-	-	-	-	-	-

SOURCE: Operations Statistics Division, Directorate of Statistical Services, Comptroller of the Air Force.

TABLE 272 -FUNCTIONAL DISTRIBUTION OF AIR FORCE RESERVE AIRCRAFT POSSESSED - FISCAL YEARS 1950 - 1958

DATE OF INVENTORY	AIRCRAFT INVENTORY														
	TOTAL AIRCRAFT	ACTIVE										INACTIVE			
		TOTAL ACTIVE	OPERATING							NON-OPERATING			TOTAL INACTIVE	STORAGE	BAILMENT AND LOAN	AWAITING DISPOSITION
			TOTAL OPERATING ACTIVE	TAC & TRANS	TRAINING	OPERATIONAL SUPPORT	ADMINISTRATION	SPECIAL MISSION	TEST	TOTAL NON-OPERATING	MAINT MOD & IRAN	OTHER				
FY 1950 . . 30 June.	954	954	894	a/ 425		469	-	-	-	60	60	-	-	-	-	-
FY 1951 . . 30 June.	146	144	111	-	-	111	-	-	-	33	33	-	2	-	1	1
FY 1952 . . 30 June.	68	68	67	67	-	-	-	-	-	1	1	-	-	-	-	-
FY 1953 . . 30 June.	321	320	285	285	-	-	-	-	-	35	35	-	1	-	1	-
FY 1954 . . 30 June.	486	485	457	457	-	-	-	-	-	28	28	-	1	-	1	-
FY 1955 . . 30 June.	682	682	661	660	-	1	-	-	-	21	21	-	-	-	-	-
FY 1956 . . 30 June.	836	835	722	721	-	-	-	1	-	113	113	-	1	-	-	1
FY 1957 . . 30 June.	824	824	737	736	-	-	-	1	-	87	67	20	-	-	-	-
FY 1958 . . 30 September . .	821	819	752	751	-	-	-	1	-	67	66	1	2	-	-	2
31 December. . .	662	661	635	634	-	-	-	1	-	26	24	2	1	-	-	1
31 March	677	676	648	648	-	-	-	-	-	28	23	5	1	-	-	1
30 June.	659	659	579	579	-	-	-	-	-	80	77	3	-	-	-	-

a/ Data prior to 31 December 1951 represents total of "Tac and Trans" and Training.

Source: Operations Statistics Division, Directorate of Statistical Services, Comptroller of the Air Force.

TABLE 273 — AIR FORCE RESERVE AIRCRAFT FUNCTIONAL DISTRIBUTION BY TYPE AND MODEL
AS OF 30 JUNE 1958

TYPE MODEL AND SERIES	AIRCRAFT INVENTORY															
	TOTAL AIRCRAFT	ACTIVE											INACTIVE			
		TOTAL ACTIVE	OPERATING							NON-OPERATING			TOTAL INACTIVE	STORAGE	BAILMENT AND LOAN	AWAITING DISPOSITION
			TOTAL OPERATING ACTIVE	TAC & TRANS	TRAINING	OPERATIONAL SUPPORT	ADMINISTRATIVE	SPECIAL MISSION	TEST & TEST SUPPORT	TOTAL NON-OPERATING	MAINT, MOD & IRAN	OTHER				
TOTAL AIRCRAFT	659	659	579	579	-	-	-	-	-	80	77	3	-	-	-	-
Search & Rescue	15	15	15	15	-	-	-	-	-	-	-	-	-	-	-	-
SA-16	15	15	15	15	-	-	-	-	-	-	-	-	-	-	-	-
Cargo	599	599	519	519	-	-	-	-	-	80	77	3	-	-	-	-
C-45	9	9	9	9	-	-	-	-	-	-	-	-	-	-	-	-
C-46	19	19	19	19	-	-	-	-	-	-	-	-	-	-	-	-
C-119	571	571	491	491	-	-	-	-	-	80	77	3	-	-	-	-
Trainer	45	45	45	45	-	-	-	-	-	-	-	-	-	-	-	-
TC-47	45	45	45	45	-	-	-	-	-	-	-	-	-	-	-	-

Source: Operations Statistics Division, Directorate of Statistical Services, Comptroller of the Air Force.

TABLE 274 -AIR FORCE RESERVE ACTIVE AIRCRAFT OPERATIONALLY AND NOT OPERATIONALLY READY BY TYPE AND MODEL - FISCAL YEAR 1958

TYPE AND MODEL OF AIRCRAFT	AVERAGE AIRCRAFT ON HAND DURING FISCAL YEAR	AVERAGE AIRCRAFT OPERATIONALLY READY	% OF ACH OPERATIONALLY READY	AVERAGE AIRCRAFT NOT OPERATIONALLY READY					NOT OPERATIONALLY READY, FLYABLE
				AWAITING SUPPLY	TECH ORDER COMP.	MAINTENANCE		OTHER REASONS	
						PERIODIC	MALFUNCTION, DEFECT, DAMAGE		
AIR FORCE RESERVE - TOTAL	671	394	59	105	5	77	57	33	72
Fighter - Total	60	39	65	4	1	6	5	5	2
F-80	15	12	80	1	-	1	1	-	-
F-84F	16	11	69	1	-	-	2	2	1
F-86H	29	16	55	2	1	5	2	3	1
Search and Rescue	14	6	43	3	-	2	2	1	-
SA-16	14	6	43	3	-	2	2	1	-
Cargo - Total	524	296	57	92	3	63	45	25	70
C-45	37	27	73	3	-	4	2	1	-
C-46	121	86	71	6	1	13	10	5	4
C-47	1	-	-	-	-	1	-	-	-
C-119	365	183	50	83	2	45	33	19	66
Trainer - Total	73	53	73	6	1	6	5	2	-
TB-26	1	1	100	-	-	-	-	-	-
TC-46	1	1	100	-	-	-	-	-	-
TC-47	44	32	73	4	-	4	3	1	-
T-28	10	8	80	1	-	-	1	-	-
T-33	17	11	65	1	1	2	1	1	-

Source: Operations Statistics Division, Directorate of Statistical Services, Comptroller of the Air Force.

TABLE 275 -SUMMARY OF HOURS FLOWN BY AIR FORCE RESERVE AIRCRAFT BY TYPE AND MODEL
FISCAL YEARS 1950 - 1958

TYPE AND MODEL	FY 1950	FY 1951	FY 1952	FY 1953	FY 1954	FY 1955	FY 1956	FY 1957	FY 1958
TOTAL a/	355,514	222,258	3,329b/	72,898	149,844	195,818	240,428	249,834	207,331
Bomber	28,941	10,239	10	-	2,995	3,953	12,937	13,449	-
B-25	-	-	-	-	108	-	-	-	-
B-26	28,941	10,239	10	-	2,887	3,953	12,937	13,449	-
Fighter	-	-	-	3,719	21,903	26,291	40,367	42,380	6,033
F-51	-	-	-	3,719	19,550	2,030	30,434	-	-
F-80	-	-	-	-	2,353	21,946	-	21,994	1,938
F-84	-	-	-	-	-	2,315	9,933	18,460	1,529
F-86	-	-	-	-	-	-	-	1,925	2,566
F-94	-	-	-	-	-	-	-	1	-
Reconnaissance	-	-	-	-	-	938	1	1	-
RB-26	-	-	-	-	-	934	1	-	-
RF-80	-	-	-	-	-	4	-	-	-
RF-84	-	-	-	-	-	-	-	1	-
Search and Rescue	-	-	-	-	-	-	8	2,680	4,627
SA-16	-	-	-	-	-	-	8	2,680	4,627
Cargo	27,608	20,090	1,261	36,703	71,335	100,267	126,568	143,647	171,312
CB-26	86	268	-	-	-	-	-	-	-
C-45	14	2	-	-	5,925	23,024	32,109	27,271	11,332
C-46	3,570	5,995	1,137	36,703	65,410	72,472	84,780	88,964	48,258
C-47	23,938	13,825	124	-	-	1	-	-	5
C-119	-	-	-	-	-	4,770	9,679	27,412	111,717
Trainer	298,965	191,927	2,058	32,476	53,607	64,368	60,547	47,677	25,359
TB-25	-	8	-	-	-	-	-	1	-
TB-26	728	348	-	-	-	287	2,031	2,517	3
TF-51	-	-	-	1,884	1,577	1,105	-	-	-
TF-80	-	-	-	-	-	33	-	-	-
TC-46	107,785	84,025	-	455	-	236	354	416	-
TC-47	46	-	-	-	-	2,606	14,924	20,322	20,170
T-6	65,646	3	260	25,430	21,129	6,423	1	-	-
T-7	28,510	39,835	1,057	-	-	-	-	-	-
T-11	96,250	67,708	741	-	-	-	-	-	-
T-28	-	-	-	4,707	26,290	31,873	15,935	4,893	1,869
T-29	-	-	-	-	-	-	-	-	4
T-33	-	-	-	-	4,611	21,805	27,302	19,528	3,313
Liaison	-	2	-	-	4	1	-	-	-
L-4	-	1	-	-	-	-	-	-	-
L-5	-	1	-	-	-	1	-	-	-
L-16	-	-	-	-	4	-	-	-	-

a/ Hours flown for inactive aircraft excluded from total line.

b/ January 1952 thru May 1952 aircraft flying time included in USAF tables.

Source: Operations Statistics Division, Directorate of Statistical Services, Comptroller of the Air Force

TABLE 276 — AUTHORIZED AND ASSIGNED AIR NATIONAL GUARD STRENGTH IN FEDERALLY RECOGNIZED UNITS BY STATE OR TERRITORY — FY 1958

STATE OR TERRITORY	30 SEPTEMBER (1957)			31 DECEMBER			31 MARCH (1958)			30 JUNE		
	Units	Authorized	Assigned	Units	Authorized	Assigned	Units	Authorized	Assigned	Units	Authorized	Assigned
WORLDWIDE - TOTAL	553	83,313	67,429	564	85,271	69,029	567	85,350	70,581	573	76,916	69,995
CONTINENTAL US - TOTAL	542	81,668	65,974	553	83,626	67,584	556	83,705	69,104	558	74,807	68,436
Alabama	19	2,254	2,129	19	2,254	2,139	19	2,254	2,164	19	1,942	2,028
Arizona	3	784	926	7	1,498	1,006	7	1,505	1,102	11	1,553	1,304
Arkansas	-	-	-	11	1,472	1,275	11	1,472	1,274	11	1,298	1,221
California	37	5,028	4,475	37	5,028	4,487	37	5,028	4,460	41	5,070	4,340
Colorado	10	1,582	1,127	10	1,582	1,112	10	1,582	1,106	10	1,310	1,100
Connecticut	8	1,461	1,214	7	1,206	1,207	7	1,206	1,196	7	1,043	1,099
Delaware	2	482	445	2	482	444	2	482	450	2	482	457
District of Columbia	16	1,297	1,071	16	1,297	1,103	16	1,297	1,138	16	1,036	1,050
Florida	6	1,026	672	6	1,026	699	6	1,026	792	6	807	753
Georgia	20	2,670	2,425	20	2,670	2,401	20	2,670	2,388	20	2,671	2,374
Idaho	6	1,095	705	6	1,095	721	6	1,095	751	6	864	731
Illinois	20	2,531	2,393	20	2,531	2,427	20	2,531	2,390	12	2,113	2,360
Indiana	17	1,690	1,524	17	1,690	1,537	17	1,690	1,567	17	1,458	1,483
Iowa	11	1,799	1,510	11	1,799	1,521	11	1,799	1,599	9	1,623	1,575
Kansas	4	1,100	814	4	1,100	805	4	1,100	852	4	1,084	960
Kentucky	15	1,155	948	10	922	930	10	922	903	10	768	831
Louisiana	9	1,240	617	9	1,240	625	9	1,240	666	9	1,013	728
Maine	5	1,077	719	5	1,077	760	5	1,077	805	5	1,078	847
Maryland	6	1,151	906	6	1,151	904	6	1,149	954	6	1,149	970
Massachusetts	19	2,825	2,313	19	2,565	2,365	19	2,565	2,365	19	2,175	2,269
Michigan	14	2,670	1,890	14	2,670	1,935	14	2,670	1,950	18	1,806	1,817
Minnesota	9	1,850	1,573	9	1,850	1,570	9	1,850	1,587	9	1,650	1,551
Mississippi	4	1,064	894	4	889	882	4	889	833	4	855	802
Missouri	21	2,346	2,314	21	2,346	2,308	21	2,346	2,290	26	2,200	2,219
Montana	6	1,078	653	6	1,078	651	6	1,078	668	6	908	688
Nebraska	7	843	684	7	843	692	7	843	721	2	611	736
Neveda	2	486	443	2	486	435	2	486	442	6	809	465
New Hampshire	6	1,042	626	6	1,042	684	6	1,042	729	6	808	759
New Jersey	17	1,661	1,663	17	1,661	1,619	17	1,661	1,588	17	1,560	1,539
New Mexico	2	611	520	2	611	501	2	611	502	2	611	511
New York	38	6,397	4,898	38	6,397	4,738	38	5,876	4,746	38	5,321	4,647
North Carolina	8	1,149	758	8	1,149	736	8	1,149	775	8	930	786
North Dakota	6	1,042	607	6	1,042	632	6	1,042	657	6	868	677
Ohio	24	3,538	3,166	24	3,538	3,149	24	3,538	3,305	24	3,247	3,294
Oklahoma	14	2,506	1,429	14	2,506	1,434	14	2,463	1,484	14	1,959	1,582
Oregon	9	1,527	1,246	9	1,527	1,280	9	1,527	1,305	9	1,351	1,304
Pennsylvania	30	3,491	3,061	28	3,364	3,064	28	3,364	3,127	21	3,084	3,006
Rhode Island	4	930	790	5	944	767	5	944	760	5	944	741
South Carolina	8	1,118	597	8	1,118	609	7	1,099	662	7	880	712
South Dakota	6	1,041	709	6	1,041	722	6	1,041	768	6	867	813
Tennessee	14	1,900	1,737	16	2,301	1,811	19	2,914	2,022	20	2,616	2,075
Texas	16	2,841	2,276	16	2,841	2,266	16	2,841	2,425	19	2,629	2,383
Utah	7	1,345	964	7	1,345	1,022	7	1,345	1,120	7	1,126	1,075
Vermont	2	625	554	2	625	563	2	625	582	2	626	600
Virginia	1	471	383	1	471	379	1	471	393	1	488	427
Washington	10	1,486	1,117	10	1,486	1,188	10	1,486	1,256	10	1,486	1,342
West Virginia	6	1,148	937	6	1,148	943	6	1,148	971	6	1,148	975
Wisconsin	14	2,620	2,179	14	2,620	2,153	14	2,620	2,085	13	2,055	1,979
Wyoming	4	595	373	5	1,002	383	6	1,046	429	6	827	451
OUTSIDE CONTL US-TOTAL	11	1,645	1,455	11	1,645	1,445	11	1,645	1,477	15	2,109	1,559
Alaska	2	229	132	2	229	127	2	229	124	2	229	123
Hawaii	5	899	855	5	899	836	5	899	857	5	901	870
Puerto Rico	4	517	468	4	517	482	4	517	496	8	979	566

Source: Personnel Statistics Division, Directorate of Statistical Services, Comptroller of the Air Force

TABLE 277 — AUTHORIZED AND ASSIGNED AIR NATIONAL GUARD

(Table below excludes

STATE OR TERRITORY	30 SEPTEMBER (1957)				31 DECEMBER			
	Officer		Airman		Officer		Airman	
	Authorized	Assigned	Authorized	Assigned	Authorized	Assigned	Authorized	Assigned
WORLDWIDE - TOTAL	9,724	7,698	73,059	59,472	9,828	7,974	74,902	60,775
CONTINENTAL US - TOTAL	9,500	7,542	71,649	58,179	9,604	7,817	73,492	59,493
Alabama	242	263	1,995	1,855	242	259	1,995	1,868
Arizona	97	112	683	813	146	118	1,346	886
Arkansas	-	-	-	-	143	139	1,321	1,131
California	577	481	4,405	3,965	577	512	4,405	3,946
Colorado	168	151	1,402	970	168	146	1,402	960
Connecticut	184	140	1,266	1,068	124	136	1,072	1,065
Delaware	53	38	425	405	53	40	425	402
District of Columbia	150	114	1,141	954	150	119	1,141	979
Florida	96	69	927	600	96	70	927	626
Georgia	277	242	2,368	2,165	277	240	2,368	2,143
Idaho	129	82	962	619	129	84	962	633
Illinois	296	238	2,220	2,148	296	246	2,220	2,174
Indiana	197	161	1,484	1,360	197	165	1,484	1,369
Iowa	206	175	1,577	1,327	206	175	1,577	1,338
Kansas	114	82	979	727	114	85	979	715
Kentucky	145	122	1,003	823	131	123	784	804
Louisiana	111	64	1,123	552	111	68	1,123	556
Maine	150	109	922	610	150	114	922	646
Maryland	152	111	990	790	152	107	990	791
Massachusetts	339	289	2,468	2,015	273	285	2,274	2,068
Michigan	356	240	2,307	1,648	356	264	2,307	1,669
Minnesota	245	185	1,598	1,385	245	195	1,598	1,371
Mississippi	104	100	952	790	102	99	778	779
Missouri	263	255	2,059	2,047	263	252	2,059	2,044
Montana	128	64	947	588	128	64	947	586
Nebraska	74	71	765	612	74	71	765	620
Nevada	57	38	425	402	57	41	425	391
New Hampshire	128	73	911	553	128	77	911	607
New Jersey	230	209	1,420	1,448	230	207	1,420	1,405
New Mexico	61	49	546	470	61	47	546	453
New York	828	602	5,532	4,282	828	589	5,532	4,135
North Carolina	108	86	1,037	672	108	86	1,037	650
North Dakota	128	78	911	528	128	80	911	551
Ohio	397	327	3,111	2,827	397	335	3,111	2,802
Oklahoma	250	153	2,249	1,271	250	158	2,249	1,269
Oregon	176	144	1,341	1,095	176	147	1,341	1,126
Pennsylvania	436	374	3,032	2,676	408	362	2,934	2,689
Rhode Island	115	93	803	691	122	95	809	666
South Carolina	104	62	1,010	534	104	63	1,010	545
South Dakota	127	97	911	611	127	97	911	624
Tennessee	225	229	1,659	1,502	286	235	1,999	1,570
Texas	292	252	2,538	2,021	292	263	2,538	2,000
Utah	129	100	1,206	856	129	110	1,206	903
Vermont	91	74	530	479	91	80	530	482
Virginia	49	36	419	347	49	35	419	344
Washington	177	123	1,292	988	177	129	1,292	1,052
West Virginia	151	110	988	823	151	117	988	822
Wisconsin	313	227	2,293	1,943	313	233	2,293	1,911
Wyoming	75	48	517	324	89	55	909	327
OUTSIDE CONTL US - TOTAL	224	156	1,410	1,293	224	157	1,410	1,282
Alaska	55	24	172	108	55	23	172	104
Hawaii	109	93	786	757	109	94	786	737
Puerto Rico	60	39	452	428	60	40	452	441

Source: Personnel Statistics Division, Directorate of Statistical Services, Comptroller of the Air Force

MILITARY STRENGTH BY STATE OR TERRITORY — FY 1958

Warrant Officers)

31 MARCH (1958)				30 JUNE				STATE OR TERRITORY
Officer		Airman		Officer		Airman		
Authorized	Assigned	Authorized	Assigned	Authorized	Assigned	Authorized	Assigned	
9,724	8,090	75,077	62,198	9,575	8,037	66,628	61,641	WORLDWIDE - TOTAL
9,500	7,925	73,667	60,892	9,298	7,859	64,810	60,266	CONTINENTAL US - TOTAL
242	245	1,995	1,907	249	228	1,675	1,787	Alabama
149	124	1,350	976	179	142	1,359	1,160	Arizona
143	132	1,321	1,136	159	131	1,132	1,084	Arkansas
577	516	4,405	3,913	623	508	4,390	3,799	California
168	145	1,402	953	164	146	1,130	946	Colorado
124	136	1,072	1,054	120	132	908	961	Connecticut
53	48	425	400	53	50	425	405	Delaware
150	125	1,141	1,008	154	123	876	921	District of Columbia
96	71	927	719	90	72	709	678	Florida
277	240	2,368	2,130	278	245	2,368	2,111	Georgia
129	87	962	660	125	89	733	637	Idaho
296	250	2,220	2,133	247	228	1,851	2,126	Illinois
197	168	1,484	1,396	210	169	1,240	1,311	Indiana
206	178	1,577	1,413	192	173	1,414	1,394	Iowa
114	88	979	759	119	90	958	864	Kansas
131	122	784	778	124	117	634	712	Kentucky
111	74	1,123	591	101	81	901	643	Louisiana
150	117	922	688	150	128	923	719	Maine
152	111	988	837	154	114	986	850	Maryland
273	282	2,274	2,071	263	264	1,885	1,991	Massachusetts
356	258	2,307	1,690	249	249	1,544	1,563	Michigan
245	192	1,598	1,390	235	189	1,403	1,357	Minnesota
102	91	778	738	105	88	742	709	Mississippi
263	250	2,059	2,027	281	250	1,896	1,955	Missouri
128	78	947	589	122	85	777	601	Montana
74	72	765	648	60	71	547	664	Nebraska
57	44	425	395	92	48	709	414	Nevada
128	85	911	644	91	83	709	676	New Hampshire
230	207	1,420	1,373	235	205	1,314	1,326	New Jersey
61	47	546	454	61	49	546	461	New Mexico
697	582	5,143	4,149	681	540	4,590	4,091	New York
108	86	1,037	689	102	85	819	701	North Carolina
128	82	911	574	121	88	739	588	North Dakota
397	348	3,111	2,945	417	350	2,805	2,931	Ohio
238	164	2,210	1,313	222	168	1,713	1,406	Oklahoma
176	154	1,341	1,143	170	151	1,165	1,144	Oregon
408	358	2,934	2,756	382	345	2,673	2,647	Pennsylvania
122	98	809	656	124	98	807	637	Rhode Island
100	62	996	599	94	66	778	645	South Carolina
127	99	911	668	120	97	739	715	South Dakota
316	261	2,580	1,754	334	257	2,257	1,810	Tennessee
292	267	2,538	2,154	282	267	2,328	2,112	Texas
129	116	1,206	995	123	111	988	955	Utah
91	80	530	501	91	83	531	516	Vermont
49	32	419	361	55	37	431	389	Virginia
177	131	1,292	1,117	177	139	1,292	1,194	Washington
151	124	988	842	153	122	986	848	West Virginia
313	233	2,293	1,843	272	242	1,760	1,728	Wisconsin
99	65	943	363	93	66	725	384	Wyoming
224	165	1,410	1,306	277	178	1,818	1,375	OUTSIDE CONTL US - TOTAL
55	26	172	98	55	29	172	94	Alaska
109	96	786	756	111	104	786	761	Hawaii
60	43	452	452	111	45	860	520	Puerto Rico

TABLE 278 – AUTHORIZED AND ASSIGNED STRENGTH OF AIR NATIONAL GUARD WARRANT OFFICERS – FY 1958

STATE OR TERRITORY	30 SEPTEMBER (1957)		31 DECEMBER		31 MARCH (1958)		30 JUNE	
	Authorized	Assigned	Authorized	Assigned	Authorized	Assigned	Authorized	Assigned
WORLDWIDE - TOTAL	530	259	541	280	549	293	713	317
CONTINENTAL US - TOTAL	519	253	530	274	538	287	699	311
Alabama	17	11	17	12	17	12	18	13
Arizona	4	1	6	2	6	2	15	2
Arkansas	-	-	8	5	8	6	7	6
California	46	29	46	29	46	31	57	33
Colorado	12	6	12	6	12	8	16	8
Connecticut	11	6	10	6	10	6	15	6
Delaware	4	2	4	2	4	2	4	2
District of Columbia	6	3	6	5	6	5	6	6
Florida	3	3	3	3	3	2	8	3
Georgia	25	18	25	18	25	18	25	18
Idaho	4	4	4	4	4	4	6	5
Illinois	15	7	15	7	15	7	15	6
Indiana	9	3	9	3	9	3	8	3
Iowa	16	8	16	8	16	8	17	8
Kansas	7	5	7	5	7	5	7	6
Kentucky	7	3	7	3	7	3	10	2
Louisana	6	1	6	1	6	1	11	4
Maine	5	-	5	-	5	-	5	-
Maryland	9	5	9	6	9	6	9	6
Massachusetts	18	9	18	12	18	12	27	14
Michigan	7	2	7	2	7	2	13	5
Minnesota	7	3	7	4	7	5	12	5
Mississippi	8	4	9	4	9	4	8	5
Missouri	24	12	24	12	24	13	23	14
Montana	3	1	3	1	3	1	9	2
Nebraska	4	1	4	1	4	1	4	1
Nevada	4	3	4	3	4	3	8	3
New Hampshire	3	-	3	-	3	-	8	-
New Jersey	11	6	11	7	11	8	11	8
New Mexico	4	1	4	1	4	1	4	1
New York	37	14	37	14	36	15	50	16
North Carolina	4	-	4	-	4	-	9	-
North Dakota	3	1	3	1	3	1	8	1
Ohio	30	12	30	12	30	12	25	13
Oklahoma	7	5	7	7	15	7	24	8
Oregon	10	7	10	7	10	8	16	9
Pennsylvania	23	11	22	13	22	13	29	14
Rhode Island	12	6	13	6	13	6	13	6
South Carolina	4	1	4	1	3	1	8	1
South Dakota	3	1	3	1	3	1	8	1
Tennessee	16	6	16	6	18	7	25	8
Texas	11	3	11	3	11	4	19	4
Utah	10	8	10	9	10	9	15	9
Vermont	4	1	4	1	4	1	4	1
Virginia	3	-	3	-	3	-	2	1
Washington	17	6	17	7	17	8	17	9
West Virginia	9	4	9	4	9	5	9	5
Wisconsin	14	9	14	9	14	9	23	9
Wyoming	3	1	4	1	4	1	9	1
OUTSIDE CONTL US - TOTAL	11	6	11	6	11	6	14	6
Alaska	2	-	2	-	2	-	2	-
Hawaii	4	5	4	5	4	5	4	5
Puerto Rico	5	1	5	1	5	1	8	1

Source: Personnel Statistics Division, Directorate of Statistical Services, Comptroller of the Air Force

TABLE 279 — SUMMARY — AIR NATIONAL GUARD PARTICIPATION IN TRAINING ASSEMBLIES — FY 1952 THROUGH FY 1958

(Table below is a modification of Table 286, FY 1957 "USAF Statistical Digest")

DURING PERIOD	POTENTIAL DRILL	ACTUAL DRILL	PERCENT OF PARTICIPATION
	FY SUMMARIES (FY 1952 through 1957)		
FY 1952 - Total	704,914	588,443	83.5
Officer	71,308	63,535	89.1
Airman	633,606	524,908	82.9
FY 1953 - Total	1,270,571	1,052,157	82.8
Officer	123,580	109,684	88.8
Airman	1,146,991	942,473	82.2
FY 1954 - Total	1,966,938	1,716,908	87.3
Officer	226,599	209,301	92.4
Airman	1,740,339	1,507,607	86.6
FY 1955 - Total	2,600,410	2,284,541	87.9
Officer	281,083	261,319	93.0
Airman	2,319,327	2,023,222	87.2
FY 1956 - Total	2,910,933	2,532,873	87.0
Officer	307,261	287,044	93.4
Airman	2,603,672	2,245,829	86.3
FY 1957 - Total	3,012,976	2,695,609	89.5
Officer	344,781	325,487	94.4
Airman	2,668,195	2,370,122	88.8

	REGULAR TRAINING			ADDITIONAL TRAINING a/		
	Potential Drill	Actual Drill	Per Cent Of Participation	Programmed Drill	Actual Drill	Per Cent Of Participation
	FY SUMMARIES (FY 1958 through 1960)					
FY 1958 - Total	3,154,927	2,862,940	90.7	156,996	133,750	85.2
Officer	372,565	357,341	95.9	139,805	123,852	88.6
Airman	2,782,362	2,505,599	90.1	17,191	9,898	57.6
FY 1959 - Total						
Officer						
Airman						
FY 1960 - Total						
Officer						
Airman						
	FY 1958					
First Quarter - Total	727,619	651,119	89.5	40,347	31,700	78.6
Officer	86,278	82,097	95.2	35,937	29,120	81.0
Airman	641,341	569,022	88.7	4,410	2,580	58.5
Second Quarter - Total	808,550	722,593	89.4	38,883	35,516	91.3
Officer	95,292	91,133	95.6	34,623	32,873	94.9
Airman	713,258	631,460	88.5	4,260	2,643	62.0
Third Quarter - Total	810,455	743,062	91.7	38,883	35,515	91.3
Officer	95,993	92,362	99.1	34,623	32,915	95.1
Airman	714,462	650,700	91.1	4,260	2,600	61.0
Fourth Quarter - Total	808,303	746,166	92.3	38,883	31,019	79.8
Officer	95,002	91,749	96.6	34,622	28,944	83.6
Airman	713,301	654,417	91.7	4,261	2,075	48.7

a/ Additional Training periods authorized in FY 1958

Source: Personnel Statistics Division, Directorate of Statistical Services, Comptroller of the Air Force

505282 O - 59 - 41

TABLE 280 — SUMMARY — AIR NATIONAL GUARD PARTICIPATION IN FIELD TRAINING — FY 1952 THROUGH FY 1958

(Table below is a modification of Table 287, FY 1957 "USAF Statistical Digest")

DURING PERIOD	NUMBER COMPLETING 15 - DAY FIELD TRAINING		CUMULATIVE NUMBER COMPLETING 15 - DAY FIELD TRAINING a/	
	Officer	Airman	Officer	Airman
	FISCAL YEAR SUMMARIES a/			
FY 1952	1,537	13,372	1,537	13,372
FY 1953	1,755	13,827	3,292	27,199
FY 1954	4,053	30,946	7,345	58,145
FY 1955	5,653	42,839	12,998	100,984
FY 1956	6,948	55,490	19,946	156,474
FY 1957	7,450	54,583	27,396	211,057
FY 1958	7,382	54,702	34,778	265,759
FY 1959				
FY 1960				
	FY 1958			
First Quarter	5,424	38,775	5,424	38,775
Second Quarter	-	-	-	-
Third Quarter	-	-	-	-
Fourth Quarter	1,958	15,927	7,382	54,702

a/ Cumulative since 1 July 1951

Source: Personnel Statistics Division, Directorate of Statistical Services, Comptroller of the Air Force

TABLE 281 SUMMARY — AIR NATIONAL GUARD PILOT TRAINING REPLACEMENT PROGRAM — FY 1952 THROUGH FY 1958

(Table Below is a Modification of Table 288, FY 1957 "USAF Statistical Digest")

TRAINING PERIOD	UNDER INSTRUCTION BEGINNING OF PERIOD		DURING PERIOD						UNDER INSTRUCTION END OF PERIOD	
			Entries		Graduates		Losses			
	Officer	Airman	Officer	Airman	Officer	Airman	Officer	Airman	Officer	Airman
	FISCAL YEAR SUMMARIES									
FY 1952	35	34	38	52	30	32	11	12	32	42
FY 1953	32	42	121	178	37	55	17	29	99	136
FY 1954	99	136	111	424	68	85	27	92	115	383
FY 1955	115	383	129	458	83	286	22	113	139	442
FY 1956	139	442	160	501	104	257	41	145	154	541
FY 1957	154	541	113	504	101	306	53	223	113	516
FY 1958	113	516	18	134	86	298	23	195	22	157
FY 1959										
FY 1960										
	FY 1958									
July (1957)	113	516	9	48	5	10	2	16	115	538
August	115	538	1	18	4	28	7	25	105	503
September	105	503	0	0	13	22	4	24	88	457
October	88	457	0	13	5	34	3	14	80	422
November	80	422	1	0	3	20	2	8	76	394
December	76	394	2	6	6	29	0	17	72	354
January (1958)	72	354	0	7	5	15	3	12	64	334
February	64	334	0	0	6	31	1	23	57	280
March	57	280	1	7	16	42	0	7	42	238
April	42	238	1	18	11	26	0	10	32	220
May	32	220	3	16	8	24	0	16	27	196
June	27	196	0	1	4	17	1	23	22	157

Source: Personnel Statistics Division, Directorate of Statistical Services, Comptroller of the Air Force

TABLE 282 — SUMMARY — AIR NATIONAL GUARD SCHOOL TRAINING — FY 1952 THROUGH FY 1958

(Table below is a modification of Table 289, FY 1957 "USAF Statistical Digest")

TRAINING PERIOD	NUMBER OF ANG COMPLETING SCHOOL TRAINING		CUMULATIVE NUMBER COMPLETING SCHOOL TRAINING THIS DATE a/		UNDER INSTRUCTION END OF PERIOD	
	Officer	Airman	Officer	Airman	Officer	Airman
	FISCAL YEAR SUMMARIES					
FY 1952	306	960	306	960	21	152
FY 1953	139	898	445	1,858	57	384
FY 1954	595	1,988	1,040	3,846	112	753
FY 1955	622	3,242	1,662	7,088	407	3,342
FY 1956	877	2,247	2,539	9,335	275	608
FY 1957	1,071	2,120	3,610	11,455	342	1,043
FY 1958	1,266	3,420	4,876	14,875	307	489
FY 1959						
FY 1960						
	FY 1958					
July (1957)	108	243	108	243	330	1,080
August	135	260	243	503	306	1,142
September	112	314	355	817	290	1,283
October	90	262	445	1,079	319	1,275
November	110	219	555	1,298	285	1,346
December	116	190	671	1,488	235	1,522
January (1958)	80	263	751	1,751	264	790
February	97	344	848	2,095	293	564
March	102	357	950	2,452	298	367
April	90	311	1,040	2,763	300	199
May	99	325	1,139	3,088	288	202
June	127	332	1,266	3,420	307	489

a/ Cumulative since 1 July 1951

Source: Personnel Statistics Division, Directorate of Statistical Services, Comptroller of the Air Force

TABLE 283 — SUMMARY — AIR NATIONAL GUARD PERSONNEL NOT ON ACTIVE DUTY — 30 NOV 1946 THROUGH 30 JUN 1958

DATE	TOTAL	COMMISSIONED OFFICERS	WARRANT OFFICERS	AIRMEN
30 November 1946	3,080	1,039	-	2,041
30 June 1947	10,086	2,757	-	7,329
30 June 1948	29,257	4,468	-	24,789
30 June 1949	41,435	6,553	-	34,882
30 June 1950	44,982	7,024	-	37,958
30 June 1951	20,166	2,128	-	18,038
30 June 1952	14,888	1,527	-	13,361
30 June 1953	35,556	3,839	-	31,717
30 June 1954	49,845	4,287	1,454	44,104
30 June 1955	61,306	4,957	1,741	54,608
30 June 1956	63,534	7,081	219	56,234
30 June 1957	67,950	7,771	262	59,917
30 June 1958	69,995	8,037	317	61,641
30 June 1959				
30 June 1960				

Source: National Guard Bureau

TABLE 284 - OBLIGATIONS DURING FISCAL YEAR 1958 FROM FUNDS APPROPRIATED FOR AIR NATIONAL GUARD

(In thousands of dollars)

BUDGET PROGRAM NUMBER AND TITLE	ACTUAL OBLIGATIONS DURING FY 1958 AS OF 30 JUNE 1958		
	NET OBLIGATIONS	REIMBURSEMENTS COLLECTED	GROSS OBLIGATIONS
APPROPRIATION - TOTAL	257,266	255	257,521
210 Weapons, Ammunition and Propellants	3,271	-	3,271
220 Vehicular Equipment	983	-	983
230 Ground Communications and Electronics Equipment	3,626	-	3,626
240 Ground Handling Equipment	1,174	-	1,174
250 Training Equipment	426	-	426
260 Support Equipment and Supplies	3,162	a/	3,162
270 Base Maintenance Equipment	1,479	a/	1,479
310 Master and Advance Project Planning	916	-	916
320 Military Construction, CONUS	23,965	a/	23,965
330 Military Construction, OUTUS	84	-	84
410 Operation of Aircraft	57,892	3	57,895
430 Logistical Support	29,356	-	29,356
440 Training Support	85,124	8	85,132
470 Medical Support	333	-	333
480 Service-Wide Support	124	-	124
520 Military Personnel	44,112	244	44,356
Appropriation Transfer Account	1,239	-	1,239

a/ Less than $500.00.

SOURCE: Financial Analysis Group, Directorate of Budget, Comptroller of the Air Force.

TABLE 285 — FUNCTIONAL DISTRIBUTION SUMMARY OF AIR NATIONAL GUARD AIRCRAFT POSSESSED — FISCAL YEARS 1950 — 1958

DATE OF INVENTORY	AIRCRAFT INVENTORY													
	TOTAL AIRCRAFT ON HAND	ACTIVE									INACTIVE			
		TOTAL ACTIVE AIRCRAFT	OPERATING ACTIVE					NON-OPERATING ACTIVE			TOTAL INACTIVE	STORAGE	BAILMENT AND LOAN	AWAITING DISPOSITION
			TOTAL OPERATING AIRCRAFT	TAC & TRANS	TRAINING	ADMINISTRATIVE	SPECIAL MISSION	TOTAL NON-OPERATING ACTIVE	MAINT· MOD & IRAN	OTHER				
FY 1950														
30 June	2,674	2,664	2,605	a/ 2,565		23	17	59	58	1	10	-	7	3
FY 1951														
30 June	586	583	547	a/ 514		24	9	36	36	-	3	-	3	-
FY 1952														
30 June	427	424	410	367	-	43	-	14	14	-	3	-	3	-
FY 1953														
30 June	1,020	1,007	938	916	13	-	9	69	63	6	13	-	1	12
FY 1954														
30 June	1,784	1,779	1,688	1,641	-	10	37	91	91	-	5	-	3	2
FY 1955														
30 June	2,052	2,049	1,994	1,903	-	52	39	55	55	-	3	-	3	-
FY 1956														
30 June	2,138	2,138	1,980	1,894	-	51	35	158	158	-	-	-	-	-
FY 1957														
30 June	2,176	2,170	2,009	1,925	1	49	34	161	161	-	6	1	5	-
FY 1958														
30 September	2,409	2,404	2,277	2,181	14	49	33	127	127	-	5	1	-	4
31 December	2,465	2,455	2,314	2,216	14	51	33	141	141	-	10	2	-	8
31 March	2,478	2,468	2,281	2,196	19	52	14	187	185	2	10	1	-	9
30 June	2,433	2,429	2,234	2,158	19	56	1	195	193	2	4	-	-	4

a/ Data prior to 31 December 1951 represents total of "Tac & Trans" and "Training".
SOURCE: Operations Statistics Division, Directorate of Statistical Services, Comptroller of the Air Force.

TABLE 286 -FUNCTIONAL DISTRIBUTION OF AIR NATIONAL GUARD AIRCRAFT INVENTORY
QUARTERLY - FISCAL YEAR 1958

TYPE OF AIRCRAFT	AIRCRAFT INVENTORY															
	TOTAL AIRCRAFT	ACTIVE											INACTIVE			
		TOTAL ACTIVE	OPERATING							NON-OPERATING			TOTAL INACTIVE	STORAGE	BAILMENT AND LOAN	AWAITING DISPOSITION
			TOTAL OPERATING ACTIVE	TAC & TRANS	TRAINING	OPERATIONAL SUPPORT	ADMINISTRATIVE	SPECIAL MISSION	TEST & TEST SUPPORT	TOTAL NON-OPERATING	MAINT MOD & IRAN	OTHER				
30 SEPTEMBER 1957																
ANG TOTAL	2,409	2,404	2,277	2,181	14	-	49	33	-	127	127	-	5	1	-	4
Bomber	26	26	26	26	-	-	-	-	-	-	-	-	-	-	-	-
Fighter	1,711	1,706	1,624	1,623	-	-	-	1	-	82	82	-	5	1	-	4
Reconnaissance	145	145	132	132	-	-	-	-	-	13	13	-	-	-	-	-
Search and Rescue	17	17	16	16	-	-	-	-	-	1	1	-	-	-	-	-
Cargo	177	177	166	113	-	-	48	5	-	11	11	-	-	-	-	-
Trainer	333	333	313	271	14	-	1	27	-	20	20	-	-	-	-	-
31 DECEMBER 1957																
ANG TOTAL	2,465	2,455	2,314	2,216	14	-	51	33	-	141	141	-	10	2	-	8
Bomber	19	19	19	19	-	-	-	-	-	-	-	-	-	-	-	-
Fighter	1,841	1,832	1,741	1,740	-	-	-	1	-	91	91	-	9	2	-	7
Reconnaissance	109	109	84	84	-	-	-	-	-	25	25	-	-	-	-	-
Search and Rescue	33	33	29	29	-	-	-	-	-	4	4	-	-	-	-	-
Cargo	175	175	163	108	-	-	50	5	-	12	12	-	-	-	-	-
Trainer	288	287	278	236	14	-	1	27	-	9	9	-	1	-	-	1

TABLE 286 -FUNCTIONAL DISTRIBUTION OF AIR NATIONAL GUARD AIRCRAFT INVENTORY QUARTERLY - FISCAL YEAR 1958 (CONTINUED)

TYPE OF AIRCRAFT	AIRCRAFT INVENTORY														
		ACTIVE										INACTIVE			
			OPERATING							NON-OPERATING						
	TOTAL AIRCRAFT	TOTAL ACTIVE	TOTAL OPERATING ACTIVE	TAC & TRANS	TRAINING	OPERATIONAL SUPPORT	ADMINISTRATIVE	SPECIAL MISSION	TEST & TEST SUPPORT	TOTAL NON-OPERATING	MAINT, MOD & IRAN	OTHER	TOTAL INACTIVE	STORAGE	BAILMENT AND LOAN	AWAITING DISPOSITION
31 MARCH 1958																
ANG TOTAL	2,478	2,468	2,281	2,196	19	-	52	14	-	187	185	2	10	1	-	9
Bomber	28	28	27	27	-	-	-	1	-	1	1	-	-	-	-	-
Fighter	1,850	1,840	1,713	1,712	-	-	-	1	-	127	125	2	10	1	-	9
Reconnaissance	121	121	104	104	-	-	-	-	-	17	17	-	-	-	-	-
Search & Rescue	41	41	32	32	-	-	-	-	-	9	9	-	-	-	-	-
Cargo	180	180	177	122	-	-	50	5	-	3	3	-	-	-	-	-
Trainer	258	258	228	199	19	-	2	8	-	30	30	-	-	-	-	-
30 JUNE 1958																
ANG TOTAL	2,433	2,429	2,234	2,158	19	-	56	1	-	195	193	2	4	-	-	4
Bomber	46	46	41	41	-	-	-	-	-	5	5	-	-	-	-	-
Fighter	1,778	1,774	1,626	1,625	-	-	-	1	-	148	146	2	4	-	-	4
Reconnaissance	140	140	139	139	-	-	-	-	-	1	1	-	-	-	-	-
Search & Rescue	41	41	31	31	-	-	-	-	-	10	10	-	-	-	-	-
Cargo	181	181	181	126	-	-	55	-	-	-	-	-	-	-	-	-
Trainer	247	247	216	196	19	-	1	-	-	31	31	-	-	-	-	-

SOURCE: Operations Statistics Division, Directorate of Statistical Services, Comptroller of the Air Force.

TABLE 287 -AIR NATIONAL GUARD AIRCRAFT FUNCTIONAL DISTRIBUTION BY TYPE, MODEL, AND SELECTED SERIES
AS OF 30 JUNE 1958

TYPE, MODEL, SERIES	AIRCRAFT INVENTORY															
	TOTAL AIRCRAFT	ACTIVE											INACTIVE			
		TOTAL ACTIVE	OPERATING							NON-OPERATING			TOTAL INACTIVE	STORAGE	BAILMENT AND LOAN	AWAITING DISPOSITION
			TOTAL OPERATING ACTIVE	TAC & TRANS	TRAINING	OPERATIONAL SUPPORT	ADMINISTRATIVE	SPECIAL MISSION	TEST & TEST SUPPORT	TOTAL NON-OPERATING	MAINT MOD & IRAN	OTHER				
TOTAL AIRCRAFT	2,433	2,429	2,234	2,158	19	-	56	1	-	195	193	2	4	-	-	4
Bomber	46	46	41	41	-	-	-	-	-	5	5	-	-	-	-	-
B-26	14	14	14	14	-	-	-	-	-	-	-	-	-	-	-	-
B-57	32	32	27	27	-	-	-	-	-	5	5	-	-	-	-	-
Fighter	1,778	1,774	1,626	1,625	-	-	-	1	-	148	146	2	4	-	-	4
F-80	41	41	41	41	-	-	-	-	-	-	-	-	-	-	-	-
F-84F	399	398	293	293	-	-	-	-	-	105	103	2	1	-	-	1
F-86A	83	83	82	82	-	-	-	-	-	1	1	-	-	-	-	-
F-86D	229	229	215	215	-	-	-	-	-	14	14	-	-	-	-	-
F-86E	91	91	91	90	-	-	-	1	-	-	-	-	-	-	-	-
F-86F	26	26	25	25	-	-	-	-	-	1	1	-	-	-	-	-
F-86H	296	296	276	276	-	-	-	-	-	20	20	-	-	-	-	-
F-86L	215	215	214	214	-	-	-	-	-	1	1	-	-	-	-	-
F-89	242	240	234	234	-	-	-	-	-	6	6	-	2	-	-	2
F-94	109	108	108	108	-	-	-	-	-	-	-	-	1	-	-	1
F-100	47	47	47	47	-	-	-	-	-	-	-	-	-	-	-	-
Reconnaissance	140	140	139	139	-	-	-	-	-	1	1	-	-	-	-	-
RB-57	8	8	8	8	-	-	-	-	-	-	-	-	-	-	-	-
RF-84F	132	132	131	131	-	-	-	-	-	1	1	-	-	-	-	-
Search and Rescue	41	41	31	31	-	-	-	-	-	10	10	-	-	-	-	-
SA-16	41	41	31	31	-	-	-	-	-	10	10	-	-	-	-	-
Cargo	181	181	181	126	-	-	55	-	-	-	-	-	-	-	-	-
VB-26	2	2	2	-	-	-	2	-	-	-	-	-	-	-	-	-
C-45	68	68	68	17	-	-	51	-	-	-	-	-	-	-	-	-
C-46	4	4	4	4	-	-	-	-	-	-	-	-	-	-	-	-
C-47	69	69	69	69	-	-	-	-	-	-	-	-	-	-	-	-
VC-47	15	15	15	14	-	-	1	-	-	-	-	-	-	-	-	-
C-119	22	22	22	22	-	-	-	-	-	-	-	-	-	-	-	-
VT-29	1	1	1	-	-	-	1	-	-	-	-	-	-	-	-	-
Trainer	247	247	216	196	19	-	1	-	-	31	31	-	-	-	-	-
TB-25	2	2	2	1	1	-	-	-	-	-	-	-	-	-	-	-
TB-26	4	4	4	3	-	-	1	-	-	-	-	-	-	-	-	-
T-28	20	20	20	20	-	-	-	-	-	-	-	-	-	-	-	-
T-33	221	221	190	172	18	-	-	-	-	31	31	-	-	-	-	-

SOURCE: Operations Statistics Division, Directorate of Statistical Services, Comptroller of the Air Force.

TABLE 288 -SUMMARY OF HOURS FLOWN BY AIR NATIONAL GUARD AIRCRAFT BY TYPE AND MODEL
FISCAL YEARS 1950 - 1958

TYPE AND MODEL	FY 1950	FY 1951	FY 1952	FY 1953	FY 1954	FY 1955	FY 1956	FY 1957	FY 1958
TOTAL a/	376,578	249,179	87,091	146,660	267,594	358,275	389,501	463,373	435,747
Bomber	34,736	17,043	2	1,404	12,880	22,820	17,215	16,565	4,847
B-26	34,736	17,043	2	1,404	12,880	22,820	17,215	16,565	3,429
B-57	-	-	-	-	-	-	-	-	1,418
Fighter	191,985	119,540	42,108	63,953	107,998	166,949	182,917	249,874	257,377
F-47	60,006	31,893	4,878	3,362	1,711	64	-	-	-
F-51	115,993	68,682	35,631	60,591	80,453	48,283	19,502	4,130	-
F-80	10,979	5,149	-	-	9,290	35,182	43,784	54,640	31,812
F-84	5,007	13,816	1,599	-	4,369	18,657	28,694	38,757	50,449
F-86	-	-	-	-	10,975	39,523	45,454	74,575	101,432
F-89	-	-	-	-	-	2,506	6,156	21,349	29,324
F-94	-	-	-	-	1,200	22,734	39,327	56,423	43,695
F-100	-	-	-	-	-	-	-	-	665
Reconnaissance	1,351	414	-	1,069	5,815	5,346	11,947	22,153	19,435
RB-26	-	-	-	1,027	3,927	2,003	4,597	10,480	1,809
RB-57	-	-	-	-	-	-	-	-	319
RF-51	1,351	414	-	42	1,888	2,064	641	-	-
RF-80	-	-	-	-	-	1,279	6,280	4,970	1,600
RF-84	-	-	-	-	-	-	95	6,423	15,571
RF-86	-	-	-	-	-	-	331	280	136
RC-47	-	-	-	-	-	-	3	-	-
Search and Rescue	-	-	-	-	-	-	843	4,546	8,562
SA-16	-	-	-	-	-	-	843	4,546	8,562
Cargo	61,596	56,013	27,847	34,508	39,218	54,156	60,906	72,736	69,724
VB-26	-	-	-	-	-	-	682	719	693
C-45	372	372	-	-	255	17,204	18,244	21,082	21,981
C-46	448	147	-	840	2,038	2,616	6,521	12,635	7,296
C-47/53	60,776	55,494	27,847	33,668	36,925	34,336	35,417	38,300	37,917
VC-74	-	-	-	-	-	-	42	-	-
C-119	-	-	-	-	-	-	-	-	1 837
Trainer	86,910	56,169	17,134	45,704	101,608	108,945	115,648	97,499	75,802
T-6	57,387	33,776	15,183	43,584	79,121	59,032	36,862	5,808	68
T-11	5,108	2,714	-	-	-	-	-	-	-
TB-25	-	-	-	-	1,193	5,103	5,254	6,330	4,670
TB-26	18,751	16,997	1,697	1,741	361	-	8,100	5,585	2,197
T-33	-	-	-	40	20,933	44,810	64,146	71,627	64,735
TC-46	-	-	-	64	-	-	324	470	276
TF-47	2,166	1,102	143	-	-	-	-	-	-
TF-51	3,498	1,580	111	275	-	-	962	313	-
TC-47	-	-	-	-	-	-	-	48	-
T-28	-	-	-	-	-	-	-	7,318	3,688
T-29	-	-	-	-	-	-	-	-	154
T-34	-	-	-	-	-	-	-	-	14
Liaison	-	-	-	22	75	59	25	-	-
L-16	-	-	-	22	75	59	25	-	-

a/ Hours flown for inactive aircraft excluded from total line.

Source: Operations Statistics Division, Directorate of Statistical Services, Comptroller of the Air Force.

TABLE 289 -AIR NATIONAL GUARD AVERAGE ACTIVE AIRCRAFT OPERATIONALLY AND NOT OPERATIONALLY READY BY TYPE AND MODEL - FISCAL YEAR 1958

TYPE AND MODEL OF AIRCRAFT	AVERAGE AIRCRAFT ON HAND DURING FISCAL YEAR	AVERAGE AIRCRAFT OPERATIONALLY READY	% OF AOH OPERATIONALLY READY	AVERAGE AIRCRAFT NOT OPERATIONALLY READY					NOT OPERATIONALLY READY, FLYABLE
				AWAITING SUPPLY	TECH ORDER COMP.	MAINTENANCE		OTHER REASONS	
						PERIODIC	MALFUNCTION DEFECT, DAMAGE		
TOTAL ANG	2,251	1,509	67	180	30	218	244	70	92
B-26	24	19	79	2	-	1	2	-	-
B-57	6	3	50	1	-	1	1	-	-
F-80	182	140	77	13	1	16	10	2	2
F-84E	65	52	80	1	1	5	5	1	1
F-84F	296	163	55	24	11	38	42	18	19
F-84G	1	-	-	-	-	-	-	1	1
F-86A	162	124	77	7	1	12	16	2	1
F-86D	123	57	46	14	-	12	32	8	14
F-86E	127	83	65	9	2	17	12	4	3
F-86F	12	8	67	1	-	2	1	-	-
F-86H	147	90	61	20	1	15	14	7	5
F-86L	61	32	52	9	-	5	14	1	4
F-89	200	122	61	17	4	24	26	7	17
F-94	261	184	70	21	1	22	24	9	14
F-100	7	2	29	1	-	2	2	-	-
RB-26	11	10	91	1	-	-	-	-	1
RB-57	2	1	50	1	-	-	-	-	-
RF-80	12	6	50	1	1	1	2	1	-
RF-84F	88	51	58	10	2	8	14	3	2
RF-86A	1	1	100	-	-	-	-	-	-
SA-16	27	19	70	2	-	3	2	1	-
VB-26	2	2	100	-	-	-	-	-	-
C-45	62	54	87	2	-	4	2	-	1
C-46	20	16	80	1	-	2	1	-	-
C-47	74	63	85	2	1	5	2	1	2
VC-47	2	2	100	-	-	-	-	-	-
VC-53	1	1	100	-	-	-	-	-	-
C-119	7	5	71	1	-	-	1	-	-
TB-26	10	8	80	1	-	-	1	-	-
TB-25	19	14	74	1	-	2	1	1	-
TC-46	1	1	100	-	-	-	-	-	-
T-28	33	26	79	2	1	2	2	-	-
T-33	205	150	73	15	3	19	15	3	5

Source: Operations Statistics Division, Directorate of Statistical Services, Comptroller of the Air Force.

TABLE 290 — FORMALLY ENROLLED AF RESERVE OFFICER TRAINING CORPS (ROTC) STUDENTS BY INSTITUTION, BY YEAR OF COURSE, BY STATE — FY 1958

INSTITUTION	TOTAL	BASIC			ADVANCED		
		Total	First Year	Second Year	Total	First Year	Second Year
	31 October 1957						
TOTAL	97,408	86,816	53,478	33,338	10,592	5,334	5,258
ALABAMA - TOTAL	2,306	2,151	1,350	801	155	84	71
Alabama Polytechnic Institute	1,269	1,182	776	406	87	47	40
Alabama, University Of	762	713	406	307	49	24	25
Tuskegee Institute	275	256	168	88	19	13	6
ARIZONA - TOTAL	1,573	1,463	995	468	110	55	55
Arizona, University Of	777	712	477	235	65	35	30
Arizona State College	796	751	518	233	45	20	25
ARKANSAS - TOTAL	600	546	322	224	54	20	34
Arkansas, University Of	600	546	322	224	54	20	34
CALIFORNIA - TOTAL	3,943	3,480	2,026	1,454	463	208	255
Fresno State College	148	129	98	31	19	7	12
Loyola University of Los Angeles	489	451	251	200	38	12	26
San Jose State College	229	182	130	52	47	24	23
Stanford University	271	195	82	113	76	36	40
California, University Of (Los Angeles)	731	678	379	299	53	24	29
Southern California, University Of	54	32	16	16	22	11	11
California Institute of Technology	115	95	51	44	20	9	11
Occidental College	394	364	208	156	30	11	19
San Diego State	273	225	148	77	48	20	28
San Francisco State College	168	139	95	44	29	12	17
California, University of (Berkeley)	1,071	990	568	422	81	42	39
COLORADO - TOTAL	1,761	1,597	1,039	558	164	78	86
Colorado A and M College	967	895	593	302	72	40	32
Denver, University Of	99	76	58	18	23	14	9
Colorado State College of Education	455	424	266	158	31	11	20
Colorado, University Of	240	202	122	80	38	13	25
CONNECTICUT - TOTAL	1,000	898	513	385	102	54	48
Trinity College	161	118	67	51	43	20	23
Connecticut, University Of	839	780	446	334	59	34	25
DISTRICT OF COLUMBIA - TOTAL	898	776	432	344	122	64	58
Georgetown University	185	158	87	71	27	13	14
Howard University	306	280	147	133	26	13	13
Catholic University Of America	240	203	115	88	37	23	14
George Washington University	167	135	83	52	32	15	17
FLORIDA - TOTAL	2,378	2,203	1,276	927	175	82	93
Florida State University	696	648	367	281	48	25	23
Florida, University Of	1,286	1,216	690	526	70	34	36
Miami, University Of	396	339	219	120	57	23	34
GEORGIA - TOTAL	1,741	1,525	966	559	216	104	112
Georgia, University Of	574	517	327	190	57	27	30
Georgia Institute of Technology	980	836	565	271	144	71	73
Emory University	187	172	74	98	15	6	9
HAWAII - TOTAL	519	463	323	140	56	36	20
Hawaii, University Of	519	463	323	140	56	36	20
IDAHO - TOTAL	446	417	275	142	29	16	13
Idaho, University Of	446	417	275	142	29	16	13

TABLE 290 — FORMALLY ENROLLED AF RESERVE OFFICER TRAINING CORPS (ROTC) STUDENTS BY INSTITUTION, BY YEAR OF COURSE, BY STATE — FY 1958 (CONTINUED)

INSTITUTION	TOTAL	BASIC			ADVANCED		
		Total	First Year	Second Year	Total	First Year	Second Year
	31 October 1957 (Continued)						
ILLINOIS - TOTAL	4,601	4,244	2,627	1,617	357	182	175
Bradley University	1,032	947	567	380	85	44	41
Illinois, University Of	1,921	1,784	1,081	703	137	73	64
Illinois Institute of Technology	195	138	49	89	57	27	30
Southern Illinois University	1,453	1,375	930	445	78	38	40
INDIANA - TOTAL	4,247	3,757	2,268	1,489	490	263	227
Butler University	289	256	142	114	33	24	9
Indiana University	1,016	918	551	367	98	61	37
Purdue University	1,765	1,638	953	685	127	51	76
Notre Dame, University Of	271	167	93	74	104	55	49
Ball State Teachers College	516	465	358	107	51	31	20
Depauw University	165	131	52	79	34	21	13
Evansville College	225	182	119	63	43	20	23
IOWA - TOTAL	3,144	2,893	1,827	1,066	251	142	109
Coe College	240	222	122	100	18	6	12
Iowa State College of A and M Arts	1,477	1,373	930	443	104	59	45
Iowa, State University Of	765	689	404	285	76	47	29
Drake University	582	547	333	214	35	19	16
Grinnell College	80	62	38	24	18	11	7
KANSAS - TOTAL	1,600	1,358	882	476	242	105	137
Kansas State College of Agriculture	919	821	534	287	98	49	49
Wichita, Minicipal University Of	332	294	200	94	38	17	21
Kansas, University Of	246	170	101	69	76	25	51
Washburn, University of Topeka	103	73	47	26	30	14	16
KENTUCKY - TOTAL	1,128	998	621	377	130	76	54
Kentucky, University Of	921	835	498	337	86	49	37
Louisville University	207	163	123	40	44	27	17
LOUISIANA - TOTAL	2,340	2,049	1,221	828	291	146	145
Louisiana Polytechnic Institute	491	417	254	163	74	34	40
Louisiana State University	1,246	1,130	648	482	116	55	61
Southwestern Louisiana Institute	392	337	225	112	55	30	25
Tulane University	211	165	94	71	46	27	19
MAINE - TOTAL	357	330	183	147	27	12	15
Colby College	357	330	183	147	27	12	15
MARYLAND - TOTAL	3,148	3,030	1,811	1,219	118	60	58
Maryland University	3,148	3,030	1,811	1,219	118	60	58
MASSACHUSETTS - TOTAL	2,607	2,255	1,271	984	352	186	166
Holy Cross College	276	190	78	112	86	34	52
Lowell Textile Institute	394	351	208	143	43	22	21
Tufts College	190	165	100	65	25	18	7
Boston University	236	200	132	68	36	23	13
Harvard University	75	62	27	35	13	13	-
Massachusetts Institute of Technology	818	745	404	341	73	37	36
Massachusetts, University Of	618	542	322	220	76	39	37
MICHIGAN - TOTAL	3,119	2,758	1,742	1,016	361	180	181
Michigan State College	1,586	1,438	892	546	148	67	81
Detroit, University Of	555	506	333	173	49	28	21
Michigan, University Of	279	203	138	65	76	33	43
Wayne University	173	155	109	46	18	8	10
Michigan College of M and T	526	456	270	186	70	44	26

TABLE 290 — FORMALLY ENROLLED AF RESERVE OFFICER TRAINING CORPS (ROTC) STUDENTS BY INSTITUTION, BY YEAR OF COURSE, BY STATE — FY 1958 (CONTINUED)

	TOTAL	BASIC			ADVANCED		
		Total	First Year	Second Year	Total	First Year	Second Year
	31 October 1957 (Continued)						
MINNESOTA - TOTAL	1,591	1,422	885	537	169	77	92
St Olaf College	508	457	268	189	51	22	29
St Thomas, College Of	538	508	305	203	30	14	16
Minnesota University (Minneapolis)	398	321	210	111	77	32	45
Minnesota University (Duluth)	147	136	102	34	11	9	2
MISSISSIPPI - TOTAL	1,116	1,014	643	371	102	57	45
Mississippi State College	763	693	456	237	70	38	32
Mississippi, University Of	353	321	187	134	32	19	13
MISSOURI - TOTAL	2,180	1,982	1,255	727	198	86	112
St Louis University	999	922	563	359	77	28	49
Missouri, University Of	915	831	549	282	84	39	45
Washington University	266	229	143	86	37	19	18
MONTANA - TOTAL	792	718	424	294	74	40	34
Montana State College	481	439	258	181	42	23	19
Montana State University	311	279	166	113	32	17	15
NEBRASKA - TOTAL	1,187	1,075	675	400	112	62	50
Nebraska, University Of	858	775	463	312	83	45	38
Omaha, Municipal University Of	329	300	212	88	29	17	12
NEW HAMPSHIRE - TOTAL	640	519	293	226	121	60	61
New Hampshire, University Of	541	449	267	182	92	43	49
Dartmouth College	99	70	26	44	29	17	12
NEW JERSEY - TOTAL	1,959	1,683	999	684	276	162	114
Rutgers University	1,116	1,002	600	402	114	66	48
Newark College of Engineering	557	451	282	169	106	61	45
Stevens Institute of Technology	228	192	99	93	36	25	11
Princeton University	58	38	18	20	20	10	10
NEW MEXICO - TOTAL	586	485	324	161	101	55	46
New Mexico College of A and MA	396	342	230	112	54	32	22
New Mexico, University Of	190	143	94	49	47	23	24
NEW YORK - TOTAL	5,395	4,631	2,739	1,892	764	370	394
Colgate University	106	61	39	22	45	24	21
Cornell University	1,067	973	513	460	94	44	50
Fordham University	257	198	134	64	59	31	28
New York University	657	595	362	233	62	27	35
Syracuse University	377	290	196	94	87	51	36
Union University and College	200	144	90	54	56	22	34
Rensselaer Polytechnic Institute	448	342	165	177	106	53	53
Brooklyn College	167	146	74	72	21	11	10
Manhattan College	720	624	404	220	96	41	55
Queens College of New York City	106	84	50	34	22	9	13
Hobart College	455	418	241	177	37	20	17
Buffalo, University Of	743	692	425	267	51	24	27
Rochester, University Of	92	64	46	18	28	13	15
NORTH CAROLINA - TOTAL	1,985	1,701	1,039	662	284	155	129
Duke University	132	94	59	35	38	21	17
North Carolina, University Of	206	159	85	74	47	29	18
North Carolina State College of Agri	1,124	995	595	400	129	66	63
East Carolina Teachers College	156	116	87	29	40	20	20
Agri and Tech College of North Carolina	367	337	213	124	30	19	11
NORTH DAKOTA - TOTAL	921	809	510	299	112	65	47
North Dakota Agriculture College	509	429	287	142	80	50	30
North Dakota, University Of	412	380	223	157	32	15	17

TABLE 290 — FORMALLY ENROLLED AF RESERVE OFFICER TRAINING CORPS (ROTC) STUDENTS BY INSTITUTION, BY YEAR OF COURSE, BY STATE — FY 1958 (Continued)

	TOTAL	BASIC			ADVANCED		
		Total	First Year	Second Year	Total	First Year	Second Year
	31 October 1957 (Continued)						
OHIO - TOTAL	5,649	4,995	3,121	1,874	654	397	257
Bowling Green State University	210	170	75	95	40	21	19
Case Institute of Technology	206	158	114	44	48	20	28
Kent State University	232	192	131	61	40	19	21
Miami University (Ohio)	285	235	155	80	50	23	27
Ohio State University	2,984	2,829	1,760	1,069	155	128	27
Ohio University	399	321	201	120	78	38	40
Ohio Weslyan University	515	409	226	183	106	51	55
Akron, University Of	441	383	238	145	58	38	20
Cincinnati, University Of	377	298	221	77	79	59	20
OKLAHOMA - TOTAL	3,468	3,209	2,056	1,153	259	128	131
Oklahoma A and M College	2,005	1,891	1,185	706	114	54	60
Oklahoma, University Of	1,234	1,130	739	391	104	48	56
Tulsa, University Of	229	188	132	56	41	26	15
OREGON - TOTAL	2,205	1,981	1,281	700	224	103	121
Oregon State College	904	830	530	300	74	36	38
Oregon, University Of	591	520	346	174	71	32	39
Portland, University Of	378	321	203	118	57	25	32
Willamette University	332	310	202	108	22	10	12
PENNSYLVANIA - TOTAL	5,940	5,404	3,133	2,271	536	272	264
Duquesne University	237	219	107	112	18	12	6
Gettysburg College	214	178	94	84	36	23	13
Lehigh University	771	687	400	287	84	33	51
Pennsylvania State College	2,691	2,483	1,458	1,025	208	120	88
Pennsylvania, University Of	87	48	26	22	39	11	28
Pittsburgh, University Of	354	297	139	158	57	22	35
Allegheny College	337	316	175	141	21	12	9
Franklin and Marshall College	254	234	191	43	20	13	7
Grove City College	416	402	228	174	14	9	5
St. Joseph's College	579	540	315	225	39	17	22
PUERTO RICO - TOTAL	735	720	443	277	15	10	5
Puerto Rico, University Of	735	720	443	277	15	10	5
RHODE ISLAND - TOTAL	110	64	30	34	46	21	25
Brown University	110	64	30	34	46	21	25
SOUTH CAROLINA - TOTAL	1,545	1,325	757	568	220	119	101
Citadel, The	644	548	320	228	96	58	38
Clemson Agricultural College	467	431	237	194	36	18	18
South Carolina, University Of	434	346	200	146	88	43	45
SOUTH DAKOTA - TOTAL	487	437	277	160	50	31	19
South Dakota State College of A and M	487	437	277	160	50	31	19
TENNESSEE - TOTAL	2,574	2,430	1,672	758	144	64	80
Memphis State College	813	767	556	211	46	18	28
Tennessee Agri and Ind State College	746	719	454	265	27	13	14
South, University of The	174	164	113	51	10	6	4
Tennessee, University Of	841	780	549	231	61	27	34
TEXAS - TOTAL	4,163	3,250	1,998	1,252	913	430	483
Texas A and M College	1,877	1,387	899	488	490	239	251
Baylor University	284	227	113	114	57	21	36
Southern Methodist University	251	188	115	73	63	31	32
Texas Tech. College	570	506	301	205	64	32	32
Texas, University Of	413	312	187	125	101	35	66
East Texas State College	127	100	53	47	27	13	14

TABLE 290 — FORMALLY ENROLLED AF RESERVE OFFICER TRAINING CORPS (ROTC) STUDENTS BY INSTITUTION, BY YEAR OF COURSE, BY STATE — FY 1958 (Continued)

INSTITUTION	TOTAL	BASIC			ADVANCED		
		Total	First Year	Second Year	Total	First Year	Second Year
	31 October 1957 (Continued)						
TEXAS (Continued)							
North Texas State College	340	279	190	89	61	23	38
Southwest Texas State Teachers College	155	136	76	60	19	13	6
Texas Christian University	146	115	64	51	31	23	8
UTAH - TOTAL	856	689	454	235	167	73	94
Utah, University Of	148	100	64	36	48	17	31
Brigham Young University	401	326	204	122	75	32	43
Utah State Agricultural College	307	263	186	77	44	24	20
VERMONT - TOTAL	838	771	460	311	67	36	31
St Michael's College	413	374	237	137	39	25	14
Vermont, University Of	425	397	223	174	28	11	17
VIRGINIA - TOTAL	1,367	1,117	666	451	250	106	144
Virginia Polytechnic Institute	892	771	463	308	121	49	72
Virginia Military Institute	216	148	92	56	68	29	39
Virginia, University Of	259	198	111	87	61	28	33
WASHINGTON - TOTAL	2,695	2,461	1,650	811	234	102	132
Central Washington College of Education	380	342	225	117	38	10	28
Puget Sound, College Of	334	310	197	113	24	13	11
Washington State College	699	613	382	231	86	40	46
Washington, University Of	1,282	1,196	846	350	86	39	47
WEST VIRGINIA - TOTAL	1,031	972	543	429	59	23	36
West Virginia University	827	777	440	337	50	16	34
Davis and Elkins College	204	195	103	92	9	7	2
WISCONSIN - TOTAL	1,514	1,374	924	450	140	62	78
Lawrence College	251	231	135	96	20	11	9
Wisconsin, University Of	1,031	932	616	316	99	36	63
Wisconsin State College	232	211	173	38	21	15	6
WYOMING - TOTAL	423	387	257	130	36	15	21
Wyoming, University Of	423	387	257	130	36	15	21
	31 March 1958						
TOTAL	81,939	72,478	43,471	29,007	9,461	4,759	4,702
ALABAMA - TOTAL	2,061	1,910	1,084	826	151	80	71
Alabama Polytechnic Institute	1,117	1,027	591	436	90	48	42
Alabama, University Of	680	637	337	300	43	21	22
Tuskegee Institute	264	246	156	90	18	11	7
ARIZONA - TOTAL	1,301	1,197	769	428	104	55	49
Arizona, University Of	671	612	392	220	59	34	25
Arizona State College	630	585	377	208	45	21	24
ARKANSAS - TOTAL	536	489	294	195	47	15	32
Arkansas, University Of	536	489	294	195	47	15	32
CALIFORNIA - TOTAL	3,326	2,916	1,695	1,221	410	176	234
Fresno State College	102	81	61	20	21	4	17
Loyola University of Los Angles	443	415	242	173	28	12	16
San Jose State College	151	109	79	30	42	23	19
Stanford University	180	110	42	68	70	34	36
California, University of (Los Angeles)	670	623	356	267	47	21	26

TABLE 290 — FORMALLY ENROLLED AF RESERVE OFFICER TRAINING CORPS (ROTC) STUDENTS BY INSTITUTION, BY YEAR OF COURSE, BY STATE — FY 1958 (CONTINUED)

INSTITUTION	TOTAL	BASIC			ADVANCED		
		Total	First Year	Second Year	Total	First Year	Second Year
	31 March 1958 (Continued)						
CALIFORNIA (Continued)							
Southern California, University Of	40	21	6	15	19	9	10
California Institute of Technology	86	69	38	31	17	9	8
Occidental College	365	341	184	157	24	7	17
San Diego State College	172	128	82	46	44	21	23
San Francisco State College	145	120	84	36	25	9	16
California, University of (Berkeley)	972	899	521	378	73	27	46
COLORADO - TOTAL	1,391	1,237	785	452	154	68	86
Colorado A and M College	771	701	443	258	70	38	32
Denver, University Of	35	20	15	5	15	5	10
Colorado State College of Education	396	363	228	135	33	12	21
Colorado, University Of	189	153	99	54	36	13	23
CONNECTICUT - TOTAL	894	808	448	360	86	46	40
Trinity College	151	113	65	48	38	15	23
Connecticut, University Of	743	695	383	312	48	31	17
DISTRICT OF COLUMBIA - TOTAL	798	685	386	299	113	61	52
Georgetown University	166	141	82	59	25	13	12
Howard University	262	237	137	100	25	13	12
Catholic University of America	230	196	104	92	34	22	12
George Washington University	140	111	63	48	29	13	16
FLORIDA - TOTAL	1,975	1,821	1,106	715	154	70	84
Florida State University	591	547	340	207	44	21	23
Florida, University Of	1,120	1,062	620	442	58	27	31
Miami, University Of	264	212	146	66	52	22	30
GEORGIA - TOTAL	1,465	1,275	714	561	190	96	94
Georgia, University Of	493	448	260	188	45	24	21
Georgia Institute of Technology	812	682	391	291	130	67	63
Emory University	160	145	63	82	15	5	10
HAWAII - TOTAL	449	400	261	139	49	28	21
Hawaii, University Of	449	400	261	139	49	28	21
IDAHO - TOTAL	386	362	236	126	24	12	12
Idaho, University Of	386	362	236	126	24	12	12
ILLINOIS - TOTAL	3,999	3,680	2,143	1,537	319	151	168
Bradley University	899	825	485	340	74	36	38
Illinois, University Of	1,682	1,564	898	666	118	54	64
Illinois, Institute of Technology	172	115	38	77	57	28	29
Southern Illinois University	1,246	1,176	722	454	70	33	37
INDIANA - TOTAL	3,570	3,122	1,900	1,222	448	238	210
Butler University	238	205	120	85	33	25	8
Indiana University	871	776	462	314	95	56	39
Purdue University	1,596	1,487	901	586	109	45	64
Notre Dame, University Of	233	138	91	47	95	53	42
Ball State Teachers College	282	239	178	61	43	24	19
Depauw University	164	131	52	79	33	21	12
Evansville College	186	146	96	50	40	14	26
IOWA - TOTAL	2,646	2,425	1,529	896	221	123	98
Coe College	200	182	94	88	18	7	11
Iowa State College of A and M Arts	1,167	1,084	735	349	83	48	35
Iowa State, University Of	722	650	380	270	72	41	31
Drake University	499	468	293	175	31	17	14
Grinnell College	58	41	27	14	17	10	7

505282 O - 59 - 42

TABLE 290 — FORMALLY ENROLLED AF RESERVE OFFICER TRAINING CORPS (ROTC) STUDENTS BY INSTITUTION, BY YEAR OF COURSE, BY STATE — FY 1958 (CONTINUED)

INSTITUTION	TOTAL	BASIC			ADVANCED		
		Total	First Year	Second Year	Total	First Year	Second Year
	31 March 1958 (Continued)						
KANSAS - TOTAL	1,303	1,103	661	442	200	95	105
Kansas State College of Agriculture	815	731	434	297	84	42	42
Wichita, Municipal University Of	239	207	135	72	32	15	17
Kansas, University Of	172	114	58	56	58	26	32
Washburn University of Topeka	77	51	34	17	26	12	14
KENTUCKY - TOTAL	979	866	527	339	113	70	43
Kentucky, University Of	810	733	429	304	77	45	32
Louisville University	169	133	98	35	36	25	11
LOUISIANA - TOTAL	2,041	1,799	1,037	762	242	132	110
Louisiana Polytechnic Institute	386	332	204	128	54	28	26
Louisiana State University	1,140	1,032	575	457	108	53	55
Southwestern Louisiana Institute	327	283	171	112	44	29	15
Tulane University	188	152	87	65	36	22	14
MAINE - TOTAL	346	319	176	143	27	12	15
Colby College	346	319	176	143	27	12	15
MARYLAND - TOTAL	2,504	2,397	1,415	982	107	53	54
Maryland University	2,504	2,397	1,415	982	107	53	54
MASSCHUSETTS - TOTAL	2,256	1,924	1,045	879	332	166	166
Holy Cross College	257	173	67	106	84	33	51
Lowell Textile Institute	310	270	145	125	40	20	20
Tufts College	179	154	91	63	25	18	7
Boston University	168	136	81	55	32	22	10
Harvard University	64	52	20	32	12	6	6
Massachusetts Institute of Technology	712	649	350	299	63	28	35
Massachusetts, University Of	566	490	291	199	76	39	37
MICHIGAN - TOTAL	2,401	2,092	1,269	823	309	156	153
Michigan State University	1,238	1,116	662	454	122	59	63
Detroit, University Of	444	400	247	153	44	23	21
Michigan, University Of	186	119	84	35	67	30	37
Wayne University	150	131	90	41	19	7	12
Michigan State College	383	326	186	140	57	37	20
MINNESOTA - TOTAL	1,275	1,134	680	454	141	67	74
St. Olaf College	482	439	260	179	43	15	28
St. Thomas, College Of	458	436	255	181	22	13	9
Minnesota University (Minneapolis)	247	182	114	68	65	30	35
Minnesota University (Duluth)	88	77	51	26	11	9	2
MISSISSIPPI - TOTAL	1,003	914	576	338	89	54	35
Mississippi State College	688	625	405	220	63	38	25
Mississippi, University Of	315	289	171	118	26	16	10
MISSOURI - TOTAL	1,932	1,724	1,144	580	208	115	93
St. Louis University	847	743	509	234	104	60	44
Missouri, University Of	872	800	520	280	72	38	34
Washington University	213	181	115	66	32	17	15
MONTANA - TOTAL	654	586	359	227	68	32	36
Montana State College	397	356	208	148	41	20	21
Montana State University	257	230	151	79	27	12	15
NEBRASKA - TOTAL	1,067	961	603	358	106	60	46
Nebraska, University Of	818	740	453	287	78	43	35
Omaha, Municipal University Of	249	221	150	71	28	17	11

TABLE 290 — FORMALLY ENROLLED AF RESERVE OFFICER TRAINING CORPS (ROTC) STUDENTS BY INSTITUTION, BY YEAR OF COURSE, BY STATE — FY 1958 (CONTINUED)

INSTITUTION	TOTAL	BASIC			ADVANCED		
		Total	First Year	Second Year	Total	First Year	Second Year
	31 March 1958 (Continued)						
NEW HAMPSHIRE - TOTAL	556	445	235	210	111	54	57
New Hampshire, University Of	461	379	211	168	82	38	44
Dartmouth College	95	66	24	42	29	16	13
NEW JERSEY - TOTAL	1,708	1,450	845	605	258	145	113
Rutgers University	1,010	913	542	371	97	51	46
Newark College of Engineering	471	362	211	151	109	60	49
Stevens Institute of Technology	173	140	76	64	33	24	9
Princeton University	54	35	16	19	19	10	9
NEW MEXICO - TOTAL	452	365	239	126	87	54	33
New Mexico College of A and MA	339	289	188	101	50	31	19
New Mexico, University Of	113	76	51	25	37	23	14
NEW YORK - TOTAL	4,577	3,893	2,276	1,617	684	337	347
Colgate University	81	40	30	10	41	24	17
Cornell University	949	872	466	406	77	30	47
Fordham University	177	123	77	46	54	30	24
New York University	575	524	313	211	51	24	27
Syracuse University	278	211	137	74	67	42	25
Union University and College	153	100	55	45	53	21	32
Rensselaer Polytechnic Institute	405	302	149	153	103	53	50
Brooklyn College	140	124	62	62	16	8	8
Manhattan College	605	512	334	178	93	40	53
Queens College of New York City	88	66	41	25	22	11	11
Hobart College	401	366	213	153	35	21	14
Buffalo, University Of	650	602	361	241	48	22	26
Rochester, University Of	75	51	38	13	24	11	13
NORTH CAROLINA - TOTAL	1,748	1,496	897	599	252	139	113
Duke University	113	77	52	25	36	20	16
North Carolina, University Of	173	133	68	65	40	23	17
North Carolina State College of Agriculture	1,013	897	529	368	116	60	56
East Carolina Teachers College	100	61	46	15	39	19	20
Agri & Tech College of North Carolina	349	328	202	126	21	17	4
NORTH DAKOTA - TOTAL	768	671	405	266	97	54	43
North Dakota Agricultural College	403	337	213	124	66	39	27
North Dakota, University Of	365	334	192	142	31	15	16
OHIO - TOTAL	4,298	3,712	2,212	1,500	586	315	271
Bowling Green State University	144	108	61	47	36	20	16
Case Institute of Technology	140	95	67	28	45	20	25
Kent State University	133	103	73	30	30	11	19
Miami University (Ohio)	210	168	100	68	42	19	23
Ohio State University	2,350	2,233	1,281	952	117	67	50
Ohio University	347	275	167	108	72	35	37
Ohio Wesleyan University	371	263	159	104	108	54	54
Akron, University Of	353	299	187	112	54	35	19
Cincinnati, University Of	250	168	117	51	82	54	28
OKLAHOMA - TOTAL	2,977	2,730	1,726	1,004	247	122	125
Oklahoma A and M College	1,797	1,691	1,063	628	106	53	53
Oklahoma, University Of	1,018	915	575	340	103	46	57
Tulsa, University Of	162	124	88	36	38	23	15
OREGON - TOTAL	1,817	1,617	1,030	587	200	95	105
Oregon State College	703	638	400	238	65	32	33
Oregon, University Of	471	409	268	141	62	30	32
Portland, University Of	335	283	179	104	52	22	30
Willamette University	308	287	183	104	21	11	10

TABLE 290 — FORMALLY ENROLLED AF RESERVE OFFICER TRAINING CORPS (ROTC) STUDENTS BY INSTITUTION, BY YEAR OF COURSE, BY STATE — BY 1958 (CONTINUED)

INSTITUTION	TOTAL	BASIC			ADVANCED		
		Total	First Year	Second Year	Total	First Year	Second Year
	31 March 1958 (Continued)						
PENNSYLVANIA - TOTAL	5,371	4,902	2,755	2,147	469	232	237
Duquense University	210	196	90	106	14	9	5
Gettysburg College	200	163	82	81	37	22	15
Lehigh University	723	654	382	272	69	30	39
Pennsylvania State College	2,499	2,329	1,334	995	170	90	80
Pennsylvania, University Of	63	29	18	11	34	9	25
Pittsburgh, University Of	322	267	111	156	55	23	32
Allegheny College	322	302	170	132	20	11	9
Franklin and Marshall College	143	126	99	27	17	11	6
Grove City College	381	366	206	160	15	10	5
St. Joseph's College	508	470	263	207	38	17	21
PUERTO RICO - TOTAL	674	660	401	259	14	9	5
Puerto Rico, University Of	674	660	401	259	14	9	5
RHODE ISLAND - TOTAL	88	47	27	20	41	19	22
Brown University	88	47	27	20	41	19	22
SOUTH CAROLINA - TOTAL	1,331	1,146	641	505	185	103	82
Citadel, The	568	484	272	212	84	49	35
Clemson Agricultural College	412	379	206	173	33	17	16
South Carolina, University Of	351	283	163	120	68	37	31
SOUTH DAKOTA - TOTAL	422	380	232	148	42	27	15
South Dakota State College of A and M	422	380	232	148	42	27	15
TENNESSEE - TOTAL	2,187	2,056	1,338	718	131	65	66
Memphis State College	788	745	495	250	43	20	23
Tennessee Agri and Ind State College	618	590	369	221	28	15	13
South, University of the	133	123	82	41	10	6	4
Tennessee, University Of	648	598	392	206	50	24	26
TEXAS - TOTAL	3,116	2,339	1,373	966	777	370	407
Texas A and M College	1,299	879	541	338	420	212	208
Baylor University	198	143	93	50	55	21	34
Southern Methodist University	175	126	73	53	49	18	31
Texas Tech College	455	397	213	184	58	29	29
Texas, University Of	380	300	158	142	80	32	48
East Texas State College	99	77	50	27	22	9	13
North Texas State College	247	196	129	67	51	17	34
Southwest Texas State Teachers College	141	123	61	62	18	12	6
Texas Christian University	122	98	55	43	24	20	4
UTAH - TOTAL	511	371	242	129	140	53	87
Utah, University Of	91	52	25	27	39	12	27
Brigham Young University	251	186	117	69	65	25	40
Utah State Agricultural College	169	133	100	33	36	16	20
VERMONT - TOTAL	750	684	410	274	66	36	30
St. Michael's College	391	352	224	128	39	25	14
Vermont, University Of	359	332	186	146	27	11	16
VIRGINIA - TOTAL	1,139	899	517	382	240	108	132
Virginia Polytechnic Institute	729	603	341	262	126	53	73
Virginia Military Institute	190	127	81	46	63	28	35
Virginia, University Of	220	169	95	74	51	27	24
WASHINGTON - TOTAL	2,285	2,068	1,297	771	217	97	120
Central Washington College of Education	317	283	172	111	34	10	24
Puget Sound College	292	272	170	102	20	12	8

TABLE 290 — FORMALLY ENROLLED AF RESERVE OFFICER TRAINING CORPS (ROTC) STUDENTS BY INSTITUTION, BY YEAR OF COURSE, BY STATE — FY 1958 (Continued)

INSTITUTION	TOTAL	BASIC			ADVANCED		
		Total	First Year	Second Year	Total	First Year	Second Year
	31 March 1958 (Continued)						
WASHINGTON (Continued)							
Washington State College	625	549	327	222	76	37	39
Washington, University Of	1,051	964	628	336	87	38	49
WEST VIRGINIA - TOTAL	905	854	494	360	51	21	30
West Virginia University	722	680	403	277	42	14	28
Davis and Elkins College	183	174	91	83	9	7	2
WISCONSIN - TOTAL	1,318	1,199	807	392	119	58	61
Lawrence College	229	210	121	89	19	10	9
Wisconsin, University Of	892	814	534	280	78	30	48
Wisconsin State College	197	175	152	23	22	18	4
WYOMING - TOTAL	383	348	230	118	35	15	20
Wyoming, University Of	383	348	230	118	35	15	20

Source: Personnel Statistics Division, Directorate of Statistical Services, Comptroller of the Air Force

TABLE 291 — SUMMARY — AFROTC ENROLLMENT BY FISCAL YEAR — OCT 1946 THROUGH JUN 1958

FISCAL YEAR AND MONTH	TOTAL	BASIC		ADVANCED	
		Air Science I	Air Science II	Air Science III	Air Science IV
FY 1947					
Beginning School Year 1946 - 1947	8,756	4,451	1,576	2,727	2
Mid School Year 1946 - 1947	8,451	4,121	1,329	2,991	10
End School Year 1946 - 1947	8,487	4,274	1,364	2,836	13
FY 1948					
Beginning School Year 1947 - 1948	21,941	10,962	4,810	3,996	2,173
March (1948)	21,392	10,358	4,837	3,896	2,301
June (1948)	21,160	10,166	4,815	3,868	2,311
FY 1949					
October (1948)	40,685	20,761	10,692	5,827	3,405
February (1949)	38,234	19,374	10,127	5,412	3,321
June (1949)	36,789	18,336	9,772	5,405	3,276
FY 1950					
October (1949)	47,705	20,686	14,964	6,901	5,154
February (1950)	44,713	19,149	13,867	6,657	5,040
June (1950)	42,422	17,739	13,326	6,474	4,883
FY 1951					
October (1950)	61,723	28,045	17,028	9,942	6,708
February (1951)	64,006	28,149	16,141	11,844	7,872
June (1951)	63,058	27,365	15,946	11,970	7,777
FY 1952					
October (1951)	114,244	64,944	25,842	12,633	10,825
February (1952)	111,395	61,084	25,839	13,577	10,895
July (1952)	99,345	57,023	26,522	12,845	2,955
FY 1953					
October (1952)	145,511	65,867	49,277	18,924	11,443
February (1953)	133,224	57,434	45,226	17,213	13,351
June (1953)	116,447	52,552	40,410	16,434	7,051
FY 1954					
October (1953)	125,417	52,498	41,109	13,769	18,041
March (1954)	108,528	43,869	35,615	12,582	16,462
July (1954)	92,335	40,736	32,799	12,064	6,736
FY 1955					
October (1954)	105,262	49,271	32,105	9,848	14,038
March (1955)	89,894	40,879	28,125	8,972	11,918
June (1955)	78,229	39,359	26,253	8,570	4,047
FY 1956					
October (1955)	100,129	52,807	30,816	7,284	9,222
February (1956)	86,392	44,410	27,053	6,613	8,316
June (1956)	75,450	41,191	25,406	6,266	2,587
FY 1957					
October (1956)	99,434	55,256	31,837	5,681	6,660
February (1957)	88,200	47,623	29,014	5,419	6,144
June (1957)	78,906	44,250	27,495	5,199	1,962
FY 1958					
October (1957)	97,408	53,478	33,338	5,334	5,258
February (1958)	84,413	45,115	29,651	4,868	4,779
June (1958)	75,796	41,589	27,919	4,527	1,761
FY 1959					
October (1958)					
February (1959)					
June (1959)					
FY 1960					
October (1959)					
February (1959)					
June (1960)					

Source: Personnel Statistics Division, Directorate of Statistical Services, Comptroller of the Air Force

TABLE 292 — AIR FORCE RESERVE OFFICER TRAINING CORPS (AFROTC) CADET ENROLLMENT BY CATEGORY — FY 1958

COURSES AND MONTH OF ENROLLMENT	TOTAL	CATE-GORY I	CATE-GORY IA	CATE-GORY II	CATE-GORY III	CATE-GORY IV	CATE-GORY V	CATE-GORY UND
TOTAL a/	75,796							
AIR SCIENCE I AND II - TOTAL (AS OF 30 JUNE 1958 a/	69,508							
Air Science I (First Year Basic)								
October	53,478							
February	43,401							
June	41,589							
Air Science II (Second Year Basic)								
October	33,338							
February	29,007							
June	27,919							
AIR SCIENCE III AND IV - TOTAL (AS OF 30 JUNE 1958)	6,288	3,297	867	1,291	225	139	467	2
Air Science III (First Year Advanced)								
October	5,334	3,059	937	1,008	176	117	9	28
November	5,228	3,004	914	995	177	111	12	15
December	5,168	2,966	903	995	183	103	12	6
January	5,059	2,884	847	997	181	104	43	3
February	4,868	2,778	807	977	180	100	23	3
March	4,759	2,704	782	983	180	91	16	3
April	4,704	2,673	771	969	181	88	20	2
May	4,652	2,640	756	962	182	86	24	2
June	4,527	2,566	735	940	180	83	22	1
Air Science IV (Second Year Advanced)								
October	5,258	2,905	881	892	238	135	204	3
November	5,264	2,725	863	919	260	139	355	3
December	5,132	2,621	829	903	249	132	396	2
January	4,878	2,006	464	896	207	125	1,179	1
February	4,779	1,821	349	889	194	124	1,401	1
March	4,702	1,769	329	880	188	120	1,416	-
April	4,651	1,748	320	867	184	118	1,414	-
May	4,060	1,506	287	783	171	99	1,214	-
June	1,761	731	132	351	45	56	445	1

a/ Basic Cadet data by category not required

Source: Personnel Statistics Division, Directorate of Statistical Services, Comptroller of the Air Force

TABLE 293 SUMMARY — USAF RESERVE OFFICER TRAINING CORPS (ROTC) COMMISSIONS GRANTED — FY 1947 THROUGH FY 1958

(Table below is a combination of Tables 300 and 301, FY 1957, "USAF Statistical Digest")

FISCAL YEAR SUMMARIES

FY 1947	FY 1948	FY 1949	FY 1950	FY 1951	FY 1952	FY 1953	FY 1954	FY 1955	FY 1956	FY 1957	FY 1958	FY 1959	FY 1960
2	1,470	2,960	4,395	7,031	8,244	8,143	10,717	10,980	8,346	5,900	4,237		

FY 1958

TOTAL	JUL (1957)	AUG	SEP	OCT	NOV	DEC	JAN (1958)	FEB	MAR	APR	MAY	JUN
4,237	268	412	95	13	10	100	228	194	60	9	534	2,314

Source: Personnel Statistics Division, Directorate of Statistical Services, Comptroller of the Air Force

TABLE 294 — SUMMARY — PARTICIPATION IN CIVIL AIR PATROL (CAP) ACTIVITIES BY WING — FY 1952 THROUGH FY 1958

LOCATION AND DATE	FISCAL YEAR SUMMARIES											
	31 December						30 June					
	Total	Officer		Senior		Cadets	Total	Officer		Senior		Cadets
		Male	Female	Male	Female			Male	Female	Male	Female	
FY 1952 - Total	76,850	11,247	978	19,116	3,126	42,383	71,674	7,551	693	14,596	2,411	46,423
Continental US - Total	73,707	10,980	935	18,593	2,966	40,233	68,452	7,402	673	14,089	2,291	43,997
Overseas - Total	3,143	267	43	523	160	2,150	3,222	149	20	507	120	2,426
FY 1953 - Total	79,426	9,144	898	19,487	3,201	46,696	79,592	9,106	855	19,962	3,070	46,599
Continental US - Total	76,120	8,862	864	18,913	3,044	44,437	75,627	8,848	826	19,390	2,904	43,659
Overseas - Total	3,306	282	34	574	157	2,259	3,965	258	29	572	166	2,940
FY 1954 - Total							80,387	13,017	1,365	17,189	2,824	45,992
Continental US - Total			Not Available				77,485	12,583	1,288	16,786	2,685	44,143
Overseas - Total							2,902	434	77	403	139	1,849
FY 1955 - Total	88,303	13,986	1,498	19,984	3,281	49,554	88,864	15,282	1,719	17,001	2,976	51,886
Continental US - Total	85,450	13,525	1,399	19,561	3,144	47,821	86,218	14,782	1,607	16,750	2,918	50,161
Overseas - Total	2,853	461	99	423	137	1,733	2,646	500	112	251	58	1,725
FY 1956 - Total							71,819			30,951	4,323	36,545
Continental US - Total			Not Available				68,138	Not Available		30,191	4,120	33,827
Overseas - Total							3,681			760	203	2,718
FY 1957 - Total							73,908			30,549	4,831	38,528
Continental US - Total			Not Available				70,115	Not Available		29,847	4,650	35,618
Overseas - Total							3,793			702	181	2,910
FY 1958 - Total												
Continental US - Total												
Overseas - Total												
FY 1959 - Total												
Continental US - Total												
Overseas - Total												
FY 1960 - Total												
Continental US - Total												
Overseas - Total												

REGIONS AND WINGS	30 JUNE 1958					
	SENIORS			CADETS		
	Total	Male	Female	Total	Male	Female
TOTAL	33,851	29,294	4,557	38,050	30,222	7,828
Great Lakes - Total	5,633	4,832	801	6,368	5,022	1,346
Headquarters	23	15	8	-	-	-
Illinois	1,605	1,404	201	1,446	1,179	267
Indiana	601	532	69	876	766	110
Kentucky	343	313	30	279	237	42
Michigan	1,168	960	208	1,939	1,434	505
Ohio	923	765	158	967	768	199
Wisconsin	970	843	127	861	638	223
Middle East - Total	3,906	3,511	395	3,855	3,225	630
Headquarters	15	11	4	-	-	-
Delaware	265	239	26	287	213	74
Maryland	416	353	63	433	343	90
National Capital	342	282	60	633	502	131
North Carolina	1,158	1,063	95	1,345	1,191	154
South Carolina	522	493	29	443	376	67
Virginia	686	622	64	199	171	28
West Virginia	502	448	54	515	429	86
National Headquarters - Total	65	60	5	-	-	-

TABLE 294 — SUMMARY — PARTICIPATION IN CIVIL AIR PATROL (CAP) ACTIVITIES BY WING — FY 1952 THROUGH FY 1958 (CONTINUED)

REGIONS	SENIORS			CADETS		
	Total	Male	Female	Total	Male	Female
Northeast - Total	6,407	5,473	934	9,802	7,783	2,019
Headquarters	34	24	10	-	-	-
Connecticut	451	346	105	714	584	130
Maine	475	423	52	340	272	68
Massachusetts	536	453	83	1,046	856	190
New Hampshire	333	281	52	270	79	191
New Jersey	881	750	131	956	765	191
New York	1,718	1,458	260	2,287	1,808	479
Pennsylvania	1,501	1,322	179	3,562	2,938	624
Rhode Island	245	208	37	376	285	91
Vermont	233	208	25	251	196	55
North Central - Total	3,357	3,012	345	2,599	2,121	478
Headquarters	17	12	5	-	-	-
Iowa	471	436	35	276	224	52
Kansas	481	422	59	449	393	56
Minnesota	762	687	75	594	463	131
Missouri	666	578	88	603	516	87
Nebraska	323	280	43	263	190	73
North Dakota	344	332	12	178	153	25
South Dakota	293	265	28	236	182	54
Pacific - Total	4,705	3,872	833	5,154	3,826	1,328
Headquarters	48	32	16	-	-	-
Alaska	245	192	53	300	175	125
California	2,656	2,189	467	2,665	2,040	625
Hawaii	284	202	82	766	523	243
Nevada	339	286	53	244	192	52
Oregon	525	461	64	481	395	86
Washington	608	510	98	698	501	197
Rocky Mountain - Total	1,935	1,674	261	2,198	1,782	416
Headquarters	39	32	7	-	-	-
Colorado	628	551	77	642	519	123
Idaho	406	352	54	318	263	55
Montana	230	189	41	431	321	110
Utah	411	361	50	560	486	74
Wyoming	221	189	32	247	193	54
Southeast - Total	3,776	3,283	493	4,126	3,197	929
Headquarters	20	16	4	-	-	-
Alabama	603	520	83	471	417	54
Florida	1,314	1,141	173	1,097	871	226
Georgia	530	474	56	450	364	86
Mississippi	350	310	40	217	185	32
Puerto Rico	233	216	17	1,460	980	480
Tennessee	726	606	120	431	380	51
Southwest - Total	4,067	3,577	490	3,948	3,266	682
Headquarters	29	18	11	-	-	-
Arizona	527	431	96	291	237	54
Arkansas	385	356	29	427	360	67
Louisiana	442	408	34	605	528	77
New Mexico	497	433	64	481	372	109
Oklahoma	500	439	61	684	550	134
Texas	1,687	1,492	195	1,460	1,219	241

Source: Headquarters, Civil Air Patrol, USAF

TABLE 295 — SUMMARY — CIVIL AIR PATROL UNITS BY TYPE — 30 JUN 1949 THROUGH 30 JUN 1958

DATE	UNITS BY TYPE				
	Total	Wings	Groups	Squadrons	Flights
30 June 1949	1,033	51	116	666	200
30 June 1950	1,244	52	130	699	363
30 June 1951	1,464	52	138	621	653
30 June 1952	1,670	52	178	1,440	a/
30 June 1953	2,200	52	218	1,930	
30 June 1954	2,349	52	175	2,122	
30 June 1955	2,599	52	182	2,365	
30 June 1956	2,499	52	188	2,259	
30 June 1957	2,767	52	189	2,526	
30 June 1958	2,005	52	189	1,764	
30 June 1959					
30 June 1960					

a/ Flights were excluded after 30 June 1951

Source: Director of CAP Personnel, Hq CAP, USAF

TABLE 296 — CIVIL AIR PATROL WING HEADQUARTERS BY LOCATION — AS OF 30 JUN 1958

WING AND CITY	WING AND CITY	WING AND CITY	WING AND CITY
CONTINENTAL US			
Alabama - Birmingham	Kansas - Wichita	Nebraska - Omaha	South Carolina - Florence
Arizona - Tucson	Kentucky - Louisville	Nevada - Reno	South Dakota - Sioux Falls
Arkansas - Little Rock	Louisiana - New Orleans	New Hampshire - Manchester	Tennessee - Memphis
California - San Francisco	Maine - Fort Williams	New Jersey - Newark	Texas - Fort Worth
Colorado - Denver	Maryland - Friendship Int'l Airport	New Mexico - Albuquerque	Utah - Salt Lake City
Connecticut - New Haven	Massachusetts - Bedford	New York - Mitchel AFB	Vermont - Rutland
Delaware - Wilmington	Michigan - Detroit	North Carolina - Charlotte	Virginia - Richmond
Florida - Orlando	Minnesota - Minneapolis	North Dakota - Fargo	Washington - Seattle
Georgia - Marietta	Mississippi - Jackson	Ohio - Cincinnati	West Virginia - Bridgeport
Idaho - Boise	Missouri - St. Joseph	Oklahoma - Oklahoma City	Wisconsin - Watertown
Illinois - Chicago	Montana - Helena	Oregon - Portland	Wyoming - Casper
Indiana - Warsaw	National Capital - Washington, D. C.	Pennsylvania - Allentown	
Iowa - Des Moines		Rhode Island - Hillsgrove	
OUTSIDE CONTINENTAL US			
Alaska - Anchorage	Hawaii - Honolulu	Puerto Rico - San Juan	

Source: Headquarters, Civil Air Patrol, USAF

TABLE 297 — SUMMARY — FLYING ACTIVITY OF CIVIL AIR PATROL ON ACTUAL MISSIONS (SEARCH, RESCUE, AND MERCY) — CY 1953 THROUGH FY 1958

(Table below is a modification of Table 306, FY 1957 "USAF Statistical Digest")

REQUESTING AGENCY AND PERIOD	MISSIONS	PERSONNEL PARTICIPATING		AIRCRAFT FLOWN	HOURS FLOWN
		Seniors	Cadets		
	CALENDAR AND FISCAL YEAR SUMMARIES				
CY 1953	282	10,479	2,423	4,007	15,884:49
CY 1954	338	13,035	3,903	4,234	17,412:08
CY 1955	329	14,605	4,298	4,663	15,834:47
CY 1956	170	9,020	4,594	2,562	10,526:05
CY 1957	806	11,770	5,640	2,675	9,025:00
FY 1958					
FY 1959					
FY 1960					
	FY 1958				
TOTAL	234	2,011	1,790	537	14,803:11
Continental Air Command	156	a/	a/	a/	13,129:06
Civil Defense b/	9	530	300	130	800:00
Ground Observer	37	711	204	301	637:43
Others	32	770	1,286	106	236:22

a/ Data not available
b/ Estimated figures based on requests received from wings
Source: Headquarters, Civil Air Patrol, USAF

TABLE 298 — SUMMARY — FLYING ACTIVITY OF CIVIL AIR PATROL ON — COMBATANT WARTIME CAPABILITY EFFECTIVENESS TESTS (SEARCH AND RESCUE) — FY 1951 THROUGH 1958

(See Table 307, FY 1957 "Statistical Digest" for comparable information)

FISCAL YEAR	MISSIONS	AIRCRAFT FLOWN	HOURS FLOWN	SENIORS PARTICIPATING	CADETS PARTICIPATING
FY 1951	42	1,909	5,188:34	a/	a/
FY 1952	75	2,640	9,577:05	a/	a/
FY 1953	65	1,703	7,249:19	7,337	4,078
FY 1954	364	3,793	13,582:40	14,911	8,091
FY 1955	65	1,589	6,532:40	7,588	4,781
FY 1956	65	1,066	4,223:43	5,300	3,448
FY 1957	68	1,300	5,150:00	6,775	5,100
FY 1958	87	1,534	5,930:14	8,861	6,772
FY 1959					
FY 1960					

a/ Not available prior to FY 1953

Source: Headquarters Civil Air Patrol

TABLE 299 – SUMMARY – CIVIL AIR PATROL ENCAMPMENT BY CALENDAR YEAR–1947 THROUGH 1958

CALENDAR YEAR	AIR FORCE BASES USED AS SITES	ENCAMPMENTS			ATTENDANCE				
		Total	Number of Air Force Bases	Number of Other Bases	Total	Cadets		Seniors	
						Male	Female	Male	Female
CY 1947. . . .	25	25	25	-	2,623	a/	a/	a/	a/
CY 1948. . . .	14	14	14	-	1,923	1,574	202	116	31
CY 1949. . . .	21	22	22	-	2,401	1,918	229	207	47
CY 1950. . . .	21	26	24	2	3,244	2,486	336	362	60
CY 1951. . . .	20	33	26	7	4,534	3,542	572	344	76
CY 1952. . . .	39	42	42	-	5,383	3,939	939	368	137
CY 1953. . . .	39	40	40	-	6,346	4,810	971	417	148
CY 1954. . . .	35	41	41	-	8,034	5,958	1,464	432	180
CY 1955. . . .	33	46	45	1	9,731	7,123	1,840	507	261
CY 1956. . . .	40	38	37	1	8,132	5,873	1,492	508	259
CY 1957. . . .	35	35	34	1	9,960	7,268	1,805	620	267
CY 1958. . . .	37	40	38	2	b/ 8,915	b/ 6,516	b/ 1,556	b/ 594	b/ 249
CY 1959. . . .									
CY 1960. . . .									

a/ Not available

b/ Figures incomplete. Strengths attending encampments held by Pennsylvania and California Wings not yet received.

Source: Headquarters, Civil Air Patrol, USAF

TABLE 300 – SUMMARY – CIVIL AIR PATROL (CAP) – HIGH SCHOOL AVIATION EDUCATION PROGRAM – 1949 (FALL) THROUGH 1958 (FALL)

The Coordinated CAP-High School Aviation Education Program is an aviation education plan which may be described as general education in regard to aviation.

The course, as a one-year program for high school instruction, is taught by regular members of the school faculty. (It is also designed as a two-year course for use at CAP squadron level with CAP and Air Force Reserve personnel serving as instructors.) Any student is eligible to participate in the high school course of instruction, and CAP membership, though desirable, is not necessary.

DATE	NUMBER OF HIGH SCHOOLS	NUMBER OF STUDENTS
Fall Semester 1949	89	2,780
Spring Semester 1950	119	3,531
Fall Semester 1950	192	5,475
Spring Semester 1951	228	6,115
Fall Semester 1951	225	6,633
Spring Semester 1952	229	6,771
Fall Semester 1952	225	5,595
Spring Semester 1953	189	5,002
Fall Semester 1953	193	4,567
Spring Semester 1954	165	4,321
Fall Semester 1954	165	2,683
Spring Semester 1955	151	3,964
Fall Semester 1955	196	4,750
Spring Semester 1956	197	4,771
Fall Semester 1956	a/	a/
Spring Semester 1957	a/	a/
Fall Semester 1957	306	11,832
Spring Semester 1958	a/	a/
Fall Semester 1958	344	11,806
Spring Semester 1959		
Fall Semester 1959		
Spring Semester 1960		
Fall Semester 1960		

a/ Not available

Source: Headquarters, Civil Air Patrol, USAF

TABLE 301 — CIVIL AIR PATROL CADET SUMMER ENCAMPMENT — 1958

1. Direct Manpower Assistance from Encampment Site:

   a. USAF Personnel: 210 Officers and 407 Airmen

   b. Air Reservists: 128 Officers and 5 Airmen

   c. Civilians: 75

2. Aerial transportation to and/or from Encampment Sites (as part of routine training flights without additional expense to the Government):

SOURCE	PLANES	NUMBER TRANSPORTED	FLYING TIME
TOTAL	a/ 297	a/ 8,345	a/ 1,206:47
USAF	255	7,042	1,098:57
Air National Guard	4	200	18:00
Reserve	9	380	21:45
Civil Air Patrol	10	26	33:50
Navy	18	689	30:15
Army	1	8	4:00

3. Orientation flights at Encampment Sites (as part of routine training flights without additional expense to the Government). Forty-nine per cent of the total cadet attendance (excluding early departures) were flown on orientation flights:

SOURCE	PLANES	NUMBER TRANSPORTED	FLYING TIME
TOTAL	a/ 172	a/ 4,383	a/ 859:47
USAF	149	3,828	774:32
Air National Guard	2	6	2:30
Reserve	2	150	4:00
Civil Air Patrol	6	108	45:45
Navy	6	241	19:00
Army	7	50	14:00

a/ Incomplete data. Figures from encampments held by Pennsylvania, and California Wings not yet received.

Source: Headquarters, Civil Air Patrol, USAF

TABLE 302 -FUNCTIONAL DISTRIBUTION OF CIVIL AIR PATROL AIRCRAFT INVENTORY
QUARTERLY - FISCAL YEAR 1958

TYPE OF AIRCRAFT	AIRCRAFT INVENTORY															
	TOTAL AIRCRAFT	TOTAL ACTIVE	ACTIVE										INACTIVE			
			TOTAL OPERATING ACTIVE	OPERATING						NON-OPERATING			TOTAL INACTIVE	STORAGE	BAILMENT AND LOAN	AWAITING DISPOSITION
				TAC & TRANS	TRAINING	OPERATIONAL SUPPORT	ADMINISTRATIVE	SPECIAL MISSION	TEST & TEST SUPPORT	TOTAL NON-OPERATING ACTIVE	MAINT MOD & IRAN	OTHER				
30 SEPTEMBER 1957																
CAP TOTAL. . .	9	-	-	-	-	-	-	-	-	4	4	-	5	5	-	-
Liaison	9	-	-	-	-	-	-	-	-	4	4	-	5	5	-	-
31 DECEMBER 1957																
CAP TOTAL. . .	5	-	-	-	-	-	-	-	-	-	-	-	5	5	-	-
Liaison	5	-	-	-	-	-	-	-	-	-	-	-	5	5	-	-
31 MARCH 1958																
CAP TOTAL. . .	4	-	-	-	-	-	-	-	-	-	-	-	4	4	-	-
Liaison	4	-	-	-	-	-	-	-	-	-	-	-	4	4	-	-
30 JUNE 1958																
CAP TOTAL. . .	-	-	-	-	-	-	-	-	-	-	-	-	-	-	-	-
Liaison	-	-	-	-	-	-	-	-	-	-	-	-	-	-	-	-

Source: Operations Statistics Division, Directorate of Statistical Services, Comptroller of the Air Force.