



**DEPARTMENT OF THE AIR FORCE
AIR FORCE HISTORICAL RESEARCH AGENCY
MAXWELL AIR FORCE BASE, ALABAMA**

3 Feb 1999

HQ AFHRA/RSA
600 Chennault Circle
Maxwell AFB AL 36112-6424

Ms Rozetta T. Moore
AFCAA/FMR
1111 Jefferson Davis Highway, Ste 403
Arlington VA 22202

Dear Ms Moore

Thank you for your request regarding USAF Statistical Digests. We reviewed these documents from FY1964 through FY1980 and verified that they can be declassified in IAW EO 12958. The volumes up to FY1964 were already declassified. You can use this letter as authority to declassified the USAF Statistical Digests from 1945 through 1980, inclusive.

Copies of these documents are available for purchase from this Agency on 16mm microfilm, as follows:

DATES	ROLL
1945-FY1948	A1082
FY1950-53	K1057
FY1954-56	K1058
FY1957-59	K1059
FY1960-63	K1060

If you wish to order any microfilm, please let us know.

Copies may also be available from the Air Force History Support Office, Bolling AFB DC. Please let us know if we can be of further assistance.

Sincerely

ARCHIE DiFANTE

Archivist

Safe Paper Office

AFPCP CONTROL 68 349





UNITED STATES AIR FORCE

STATISTICAL DIGEST

FISCAL YEAR 1964

NINETEENTH EDITION

This document contains information affecting the national defense of the United States within the meaning of the Espionage Laws, Title 18 U.S.C., Sections 793 and 794, the transmission or the revelation of which in any manner to an unauthorized person is prohibited by law.

Retain or destroy this copy in accordance with AFR 205 - 1. Do not return.

DOWNGRADED AT 12 YEAR
INTERVALS; NOT AUTOMATICALLY
DECLASSIFIED. DOD DIR 5200.10

PREPARED BY
DIRECTORATE OF DATA AUTOMATION
COMPTROLLER OF THE AIR FORCE
HEADQUARTERS, USAF
WASHINGTON 25, D. C.

Declassified by AFHRA
SAFE PAPER, IAW E.O. 12958,
AFHRA/RSA LTR, 3 FEB 99

Data Systems and Statistics**UNITED STATES AIR FORCE STATISTICAL DIGEST**

This regulation establishes the United States Air Force Statistical Digest as the reference book of USAF official statistics for each fiscal year. It describes the Digest's contents and sources of material, and assigns related responsibilities.

1. Contents of the Digest. It contains summaries of Air Force statistics on forces, operations, materiel, personnel, training, medical services, finance, security and law enforcement, facilities, transportation, Military Assistance Program (MAP), and related studies and historical events.

2. Sources of Material. Most of the data for the Digest are obtained from the USAF worldwide statistical reporting system; the remainder, from Air Staff offices, USAF Historical Division Liaison Office, and major air commands (MAC).

3. AFADA Responsibilities. The Directorate of Data Automation (AFADA), Comptroller of the Air Force, HQ USAF, is the office of primary responsibility (OPR) for the Digest. AFADA will:

a. Issue detailed instructions and submission dates to contributing offices (see paragraph 4).

b. Collect properly prepared statistical data from contributing offices.

c. Compile data from directorate statistical reports.

d. Review and act upon contributors' and users' recommendations for additions, deletions, and changes in data or statistical format; and coordinate these recommendations with Air Force correlative activities.

OFFICIAL

R. J. PUGH
Colonel, USAF
Director of Administrative Services

This regulation supersedes AFR 171-8, 7 March 1962.

OPR: AFADAAB

DISTRIBUTION: M

e. Review, edit, organize, and consolidate the statistical data for publication in the Digest.

f. Submit final draft to AFDASDC for review and printing.

4. Air Staff and MAC Responsibilities:

a. Each Air Staff office and MAC will contribute historical and significant statistical material for the Digest.

b. The USAF Historical Division Liaison Office will furnish a chronology of historical events of interest to the entire Air Force.

c. The activities in a and b above will:

(1) Compile and prepare Digest material (according to AFADA instructions) as statistically and editorially correct summaries which adequately cover the pertinent subject-matter area.

(2) Coordinate Digest material with Air Force correlative activities.

(3) Submit all Digest material to AFADA in the manner, format, and on schedules specified by AFADA.

(4) Review each new edition of the Digest and recommend changes for future editions (see paragraph 3d).

CURTIS E. LeMAY
Chief of Staff

FOREWORD

THE USAF STATISTICAL DIGEST SUMMARIZES IN ONE DOCUMENT SELECTED STATISTICAL DATA COLLECTED AND PUBLISHED BY VARIOUS OFFICES OF THE HEADQUARTERS, UNITED STATES AIR FORCE AND CERTAIN MAJOR COMMANDS.

THIS IS THE NINETEENTH EDITION IN AN ANNUAL SERIES OF THIS PUBLICATION WHICH BEGAN IN 1946. A CALENDAR YEAR BY MONTH THROUGH AUGUST 1945 EDITION, ARMY AIR FORCE STATISTICAL DIGEST - WORLD WAR II (PEARL HARBOR, DECEMBER 7, 1941 TO VJ DAY, 31 AUGUST 1945) SUMMARIZED WORLD WAR II DATA, INCLUDING 1939. THIS PUBLICATION WAS FOLLOWED BY A SUPPLEMENT THAT COMPLETED DATA FOR THE CALENDAR YEAR 1945 AS WELL AS OTHER AVAILABLE DATA FOR THE ENTIRE YEAR AND PREVIOUS YEARS. CALENDAR YEARS 1946 AND 1947 CONTINUED SUMMARIES FOR THE RESPECTIVE YEARS AND ALL AVAILABLE DATA FOR PREVIOUS YEARS, SUBSEQUENT TO 1907. THE PUBLICATION WAS MADE AN ANNUAL REPORT UNTIL 1955 WHEN IT WAS REQUESTED THAT SUMMARIES OF PREVIOUS YEARS BE RESTORED BUT THEY WERE DISCONTINUED AGAIN AS OF FY 1960 EXCEPT FOR NEW TABLES THAT MIGHT BE INTRODUCED. IN THIS EVENT AN ATTEMPT WAS MADE TO GIVE A COMPLETE SYNOPSIS OF THE NEW TABLE DATA.

FROM 1946 THROUGH 1948 THE PUBLICATION WAS KEPT ON A CALENDAR YEAR BASIS AND AFTER THAT TIME IT WAS CONVERTED TO A FISCAL - JANUARY 1949 THROUGH JUNE 1950, BEING THE FIRST UNDER THIS STYLE OF ORGANIZATION.

THE SEQUENCE OF MATERIALS AND PARTS OF THE FY 1964 EDITION ARE ESSENTIALLY THE SAME AS THAT OF FY 1963 EXCEPT FOR THE COMBINATION OF A FEW TABLES AND THE ADDITION OF SOME NEW TABLES. SOME TITLES MAY NOT REFERENCE USAF, BUT IT IS GENERALLY UNDERSTOOD THAT ALL TABLES ARE OF USAF DERIVATION.

SOURCES OF THE PUBLISHED DATA ARE THE PUBLISHED AND UNPUBLISHED RECORDS OF THE DIRECTORATE OF DATA AUTOMATION, EXCEPT AS OTHERWISE NOTED IN THE SOURCE INDICATED AT THE END OF EACH TABLE.

CORRESPONDENCE RELATIVE TO THE CONTENT OF THIS DOCUMENT AS WELL AS SUGGESTIONS FOR FUTURE EDITIONS SHOULD BE ADDRESSED TO THE DIRECTORATE OF DATA AUTOMATION (AFADA), COMPTROLLER OF THE AIR FORCE, HEADQUARTERS, UNITED STATES AIR FORCE, WASHINGTON 25, D. C.

TABLE OF CONTENTS

FOREWORD		III
TABLE OF CONTENTS	V -	XVI
USAF MAJOR AIR COMMANDS AND SEPARATE OPERATING AGENCY HISTORIES - FY 1964	XVII -	XVIII
DEPARTMENT OF THE US AIR FORCE ORGANIZATION CHART - 30 JUNE 1964	XX -	XXI
LEADERS OF THE USAF - FY 1907 THROUGH FY 1964	XXII -	XXVI
CONTINENTAL US INSTALLATIONS (MAP)	XXVIII -	XXIX
OVERSEA USAF INSTALLATIONS (MAPS)	XXX -	XXXIII
CHRONOLOGY OF UNITED STATES AIR FORCE MAJOR EVENTS - FY 1964	XXXIV -	XLVI

PART I - AIR FORCE UNITS AND CAPABILITIES

AIR FORCE UNITS AND CAPABILITIES		I - 20
INTRODUCTION AND DEFINITIONS		I
TABLE 1 - ACTIVE USAF ORGANIZATIONS BY MAJOR AIR COMMAND AND SEPARATE OPERATING AGENCY, WORLD-WIDE - 30 JUN 1964		2
TABLE 2 - USAF COMBAT FORCES, COMBAT FLYING SUPPORT FORCES, BY KIND OF UNIT, AT END OF QUARTER - FY 1964		3
TABLE 3 - USAF COMBAT FORCES, COMBAT FLYING SUPPORT FORCES, BY KIND OF UNIT, WORLD-WIDE, AT END OF MONTH - FY 1964		4 - 9
TABLE 4 - USAF COMBAT FORCES, COMBAT FLYING SUPPORT FORCES, BY KIND OF UNIT, BY COMMAND OF ASSIGNMENT, WORLD-WIDE, AT END OF QUARTER - FY 1964		10 - 12
TABLE 5 - USAF COMBAT FORCES AND SELECTED COMBAT FLYING SUPPORT FORCES, READINESS STATUS, BY WEAPONS SYSTEM, AT END OF QUARTER - FY 1964		13 - 17
TABLE 6 - USAF COMBAT FORCES AND READINESS STATUS OF MISSILES, BY WEAPONS SYSTEM, AT END OF QUARTER - FY 1964		18 - 19
TABLE 7 - RELATIVE COMBAT CAPABILITIES OF USAF COMBAT FORCES, BY KIND OF UNIT, SEMI-ANNUALLY - FY 1964		20

PART II - FLIGHT OPERATIONS

FLIGHT OPERATIONS		21 - 28
INTRODUCTIONS AND DEFINITIONS		21
TABLE 8 - USAF FLIGHT OPERATIONS OF ACTIVE AIRCRAFT BY MISSION AND DESIGN OF AIRCRAFT, WORLD-WIDE, BY QUARTER - FY 1964		22 - 27
TABLE 9 - USAF FLIGHT OPERATIONS BY TYPE OF ACTIVITY, WORLD-WIDE, BY QUARTER - FY 1964		28

PART III - SAFETY

FLYING SAFETY		29 - 42
INTRODUCTIONS AND DEFINITIONS		29
TABLE 10 - USAF AIRCRAFT FLIGHT ACCIDENTS, FATALITIES, AND AIRCRAFT DESTROYED BY COMMAND, WORLD-WIDE - FY 1964		30
TABLE 11 - USAF AIRCRAFT FLIGHT ACCIDENTS, FATALITIES, AND AIRCRAFT DESTROYED, BY MISSION, BY COMMAND, WORLD-WIDE - FY 1964		31 - 33
TABLE 12 - USAF AIRCRAFT FLIGHT ACCIDENTS (MAJOR AND FATAL) FATALITIES AND AIRCRAFT DESTROYED, BY MISSION AND DESIGN AIRCRAFT, WORLD-WIDE, BY QUARTER - FY 1964		34 - 35

TABLE OF CONTENTS (Continued)

PART III - SAFETY (CONTINUED)

TABLE 13 - USAF NON-FLIGHT, AIRCRAFT ACCIDENTS BY MISSION AND DESIGN OF AIRCRAFT, WORLD-WIDE, - FY 1964	36
TABLE 14 - USAF NON-FLIGHT, AIRCRAFT ACCIDENTS BY MISSION AND DESIGN OF AIRCRAFT, BY CAUSE FACTOR, WORLD-WIDE - FY 1964	37
TABLE 15 - MAJOR AIRCRAFT FLIGHT ACCIDENTS BY MISSION AND DESIGN OF AIRCRAFT, BY CAUSE FACTORS, WORLD-WIDE, - FY 1964	38 - 39
TABLE 16 - MAJOR AIRCRAFT FLIGHT ACCIDENTS BY MISSION AND DESIGN OF AIRCRAFT, BY PHASE OF OPERATION, WORLD-WIDE, - FY 1964	40 - 41
TABLE 17 - PERSONNEL FATALITIES AND INJURIES IN AIRCRAFT ACCIDENTS, BY MISSION AND DESIGN OF AIRCRAFT, WORLD-WIDE, - FY 1964	41 - 42
 GROUND SAFETY	 43 - 55
 INTRODUCTIONS AND DEFINITIONS	 43
 INJURIES	 44 - 47
TABLE 18 - MILITARY PERSONNEL DISABLING AND NON-DISABLING INJURY EXPERIENCED BY COMMAND, WORLD-WIDE - FY 1964	44
TABLE 19 - ON-DUTY MILITARY PERSONNEL DISABLING INJURY EXPERIENCE BY COMMAND, WORLD-WIDE - FY 1964	45
TABLE 20 - OFF-DUTY MILITARY PERSONNEL DISABLING INJURY EXPERIENCE BY COMMAND, WORLD-WIDE - FY 1964	46
TABLE 21 - ON-DUTY CIVILIAN PERSONNEL DISABLING AND NON-DISABLING INJURY EXPERIENCE BY COMMAND, WORLD-WIDE - FY 1964	47
 COSTS	 48 - 49
TABLE 22 - USAF MOTOR VEHICLE GROUND ACCIDENT EXPERIENCE AND COST BY COMMAND, WORLD-WIDE - FY 1964	48
TABLE 23 - GROUND ACCIDENT COST ANALYSES BY COMMAND, WORLD-WIDE - FY 1964	49
 LOSSES AND COSTS	 50 - 54
TABLE 24 - MILITARY PERSONNEL DISABLING INJURY LOSSES AND COSTS RESULTING FROM USAF MOTOR VEHICLE ACCIDENT, BY COMMAND, WORLD-WIDE - FY 1964	50
TABLE 25 - ON-DUTY CIVILIAN PERSONNEL DISABLING INJURY LOSSES AND COSTS RESULTING FROM USAF MOTOR VEHICLE ACCIDENTS BY COMMAND, WORLD-WIDE - FY 1964	51
TABLE 26 - MILITARY PERSONNEL DISABLING INJURY LOSSES AND COSTS RESULTING FROM PRIVATE MOTOR VEHICLE ACCIDENTS BY COMMAND, WORLD-WIDE - FY 1964	52
TABLE 27 - MILITARY PERSONNEL DISABLING INJURY LOSSES AND COSTS RESULTING FROM ALL OTHER (NON-VEHICULAR) ACCIDENTS BY COMMAND, WORLD-WIDE - FY 1964	53
TABLE 28 - ON-DUTY CIVILIAN PERSONNEL DISABLING INJURY LOSSES AND COSTS RESULTING FROM ALL OTHER (NON-VEHICULAR) ACCIDENTS BY COMMAND, WORLD-WIDE - FY 1964	54
 DAMAGES	 55
TABLE 29 - USAF AIRCRAFT DAMAGE RESULTING FROM GROUND ACCIDENTS BY COMMAND, WORLD-WIDE - FY 1964	55

TABLE OF CONTENTS (Continued)

VII

PART IV - MATERIEL

AIRCRAFT AND MISSILES	57 - 109
INTRODUCTION AND DEFINITIONS	57
TABLE 30 - USAF AIRCRAFT ACCEPTANCES OF MODELS IN PRODUCTION, BY MANUFACTURER, BY RECIPIENT, BY MONTH - FY 1964	58 - 59
TABLE 31 - USAF GUIDED MISSILE, AIR TO AIR MISSILES, AND TARGET DRONE ACCEPTANCES BY MANUFACTURER, BY MONTH - FY 1964	60
TABLE 32 - USAF AIRCRAFT PROCUREMENT PROGRAMS BY FISCAL YEAR FUNDING - FY 1961 THROUGH FY 1964	61 - 62
TABLE 33 - USAF AIR TO AIR MISSILES PROCUREMENT PROGRAMS BY FISCAL YEAR FUNDING - FY 1961 THROUGH FY 1964	63
TABLE 34 - USAF GUIDED MISSILE PROCUREMENT PROGRAMS BY FISCAL YEAR FUNDING - FY 1961 THROUGH FY 1964	64
TABLE 35 - USAF TARGET DRONE PROCUREMENT PROGRAMS BY FISCAL YEAR FUNDING - FY 1961 THROUGH FY 1964	64
TABLE 36 - FUNCTIONAL DISTRIBUTION OF USAF AIRCRAFT BY MISSION, WORLD-WIDE, AT END OF QUARTER - FY 1964	65 - 66
TABLE 37 - FUNCTIONAL DISTRIBUTION OF USAF AIRCRAFT BY MISSION, DESIGN, AND SELECTED SERIES, WORLD-WIDE - 30 JUN 1964	67 - 71
TABLE 38 - FUNCTIONAL DISTRIBUTION OF USAF MISSILES BY MISSION, DESIGN, AND SERIES, WORLD-WIDE, AT END OF QUARTER - FY 1964	72 - 75
TABLE 39 - FUNCTIONAL DISTRIBUTION OF USAF AIRCRAFT AT END OF QUARTER, AND HOURS FLOWN DURING QUARTER, BY COMMAND, WORLD-WIDE - FY 1964	76 - 78
TABLE 40 - AGE (IN MONTHS) DISTRIBUTION OF USAF AIRCRAFT BY MISSION, DESIGN, AND SELECTED SERIES, WORLD-WIDE - 30 JUN 1964	79 - 83
TABLE 41 - AGE (IN MONTHS) DISTRIBUTION OF USAF MISSILES, BY MISSION, AND DESIGN, WORLD-WIDE - 30 JUN 1964	84
TABLE 42 - AGE (IN MONTHS) DISTRIBUTION OF USAF DRONES, BY MISSION, AND DESIGN, WORLD-WIDE - 30 JUN 1964	84
TABLE 43 - USAF AND COMPONENT AIRCRAFT GAINS AND LOSSES BY MISSION, DESIGN, AND SERIES, WORLD-WIDE, SEMIANNUALLY - FY 1964	86 - 103
TABLE 44 - USAF DRONE AND MISSILE GAINS AND LOSSES BY MISSION, DESIGN, AND SERIES, WORLD-WIDE, SEMIANNUALLY - FY 1964	104 - 109
PROPULSION UNITS	110 - 123
INTRODUCTION AND DEFINITIONS	110
TABLE 45 - USAF PROPULSION UNIT ACCEPTANCES BY TYPE AND RECIPIENT - FY 1964	111
TABLE 46 - USAF PROPULSION UNIT ACCEPTANCES OF MODELS IN PRODUCTION BY MANUFACTURER, BY MONTH - FY 1964	112 - 114
TABLE 47 - USAF PROPULSION UNITS BY ACCOUNT, BY MAJOR TYPE, BY STATUS, WORLD-WIDE, SEMIANNUALLY - FY 1964	115 - 116
TABLE 48 - USAF PROPULSION UNITS BY MAJOR TYPE, BY MODEL, BY STATUS, WORLD-WIDE, SEMIANNUALLY - FY 1964	116 - 117
TABLE 49 - USAF PROPULSION UNITS BY ACCOUNT, BY TYPE, BY STATUS, WORLD-WIDE, SEMIANNUALLY - FY 1964	118 - 123
AVIATION FUEL AND OIL	124 - 127
INTRODUCTION AND DEFINITIONS	124
TABLE 50 - USAF AVIATION FUEL ISSUES BY LOCATION, WORLD-WIDE, BY QUARTER - FY 1964	125
TABLE 51 - USAF AVIATION FUEL RECEIPTS FROM INDUSTRY AND OTHERS, BY SOURCE, BY LOCATION, WORLD-WIDE - FY 1964	125

TABLE OF CONTENTS (Continued)

PART IV - MATERIEL (CONTINUED)

AVIATION FUEL AND OIL (CONTINUED)

TABLE 52 - USAF AVIATION FUEL INVENTORY BY LOCATION, WORLD-WIDE, SEMIANNUALLY - FY 1964	126
TABLE 53 - USAF AVIATION OIL INVENTORY BY LOCATION, WORLD-WIDE, SEMIANNUALLY - FY 1964	126
TABLE 54 - USAF AVIATION OIL ISSUES BY LOCATION, WORLD-WIDE, BY QUARTER - FY 1964	127
TABLE 55 - USAF AVIATION OIL RECEIPTS FROM INDUSTRY AND OTHERS BY SOURCE, BY LOCATION, WORLD-WIDE - FY 1964	127

VEHICLES	128 - 130
--------------------	-----------

INTRODUCTION AND DEFINITIONS	128
--	-----

TABLE 56 - USAF VEHICLES BY DESIGN AND APPLICATION, IN USE AND IN STORAGE, WORLD-WIDE - 30 JUN 1964	129
TABLE 57 - USAF VEHICLES BY COMMERCIAL DESIGN, WORLD-WIDE - 30 JUN 1964	130

WAR READINESS MATERIEL	131 - 133
----------------------------------	-----------

INTRODUCTION AND DEFINITIONS	131
--	-----

TABLE 58 - PRESTOCKAGE AND PER CENT OF REQUIREMENTS OF WAR READINESS MATERIEL (WRM) FOR SELECTED ITEMS, WORLD-WIDE, SEMIANNUALLY-15 DEC 1963 AND 15 JUN 1964	132
TABLE 59 - USAF SELECTED ITEMS OF AMMUNITION BY LOCATION, WORLD-WIDE, SEMIANNUALLY - FY 1964	133

AIR FORCE EQUIPMENT MANAGEMENT SYSTEM (AFEMS)	134 - 135
---	-----------

INTRODUCTION AND DEFINITIONS	134
--	-----

TABLE 60 - MONETARY VALUE OF USAF EQUIPMENT AUTHORIZED AND IN USE/IN PLACE BY COMMAND, WORLD-WIDE - 15 OCT 1963 AND 15 APR 1964	135
---	-----

MACHINE TOOLS	136 - 137
-------------------------	-----------

INTRODUCTION AND DEFINITIONS	136
--	-----

TABLE 61 - USAF OWNED MACHINE TOOLS AT MILITARY AND INDUSTRIAL INSTALLATIONS - 30 JUN 1964	137
--	-----

STATUS OF THE USAF STRATEGIC AND CRITICAL MATERIALS STOCKPILING PROGRAM	138 - 140
---	-----------

INTRODUCTION	138
------------------------	-----

TABLE 62 - STATUS OF THE STRATEGIC AND CRITICAL MATERIAL STOCKPILING PROGRAM BY DEPOT - 30 JUN 1964	139
TABLE 63 - STATUS OF THE STRATEGIC AND CRITICAL MATERIALS STOCKPILING PROGRAM BY DEPOT, BY MATERIAL - 30 JUN 1964	139 - 140

TABLE OF CONTENTS (Continued)

IX

PART IV - MATERIEL (CONTINUED)

SURPLUS AND EXCESS MATERIEL	141 - 142
INTRODUCTION AND DEFINITIONS	141
TABLE 64 - EXCESS AND SURPLUS PROPERTY ACTIVITY, DISPOSALS VS EXCESS, AND SURPLUS ON HAND, WORLD-WIDE - DURING FY 1964	142

PART V - TRANSPORTATION

INTRODUCTION AND DEFINITIONS	143
TABLE 65 - MILITARY AIR TRANSPORT SERVICE (MATS) SELECTED TRANSPORT OPERATIONS OF THE SINGLE MANAGER OPERATING AGENCY BY USER - FY 1964	144
TABLE 66 - MILITARY AIR TRANSPORT SERVICE (MATS) SELECTED TRANSPORT OPERATIONS OF THE SINGLE MANAGER OPERATING AGENCY BY ACTIVITY - FY 1964	144
TABLE 67 - MILITARY AIR TRANSPORT AIRLIFT SERVICE INDUSTRIAL FUND AIRCRAFT, AND FLYING HOUR DATA - FY 1964	145
TABLE 68 - MILITARY AIR TRANSPORT SERVICE (MATS) COST OF COMMERCIAL AIRLIFT PROCURED FOR SINGLE MANAGER OPERATING AGENCY, BY CONTRACTOR - FY 1964	146
TABLE 69 - STATEMENT OF REVENUE AND EXPENSES - MILITARY AIR TRANSPORT AIRLIFT SERVICE USAF INDUSTRIAL FUND - FY 1964	147
TABLE 70 - MOVEMENT OF USAF SPONSORED PASSENGERS VIA OCEAN TRANSPORTATION, BY DIRECTOR OF PASSENGER LIFT AND ACCOMMODATIONS - WORLD-WIDE - FY 1964	148
TABLE 71 - MOVEMENT OF USAF SPONSORED PASSENGERS VIA OCEAN TRANSPORTATION, BY ACCOMMODATION AND CATEGORY OF PASSENGERS, WORLD-WIDE - FY 1964	148
TABLE 72 - MOVEMENT OF USAF SPONSORED PASSENGERS VIA OCEAN TRANSPORTATION TO AND FROM CONTINENTAL U S BY SOURCE, DESTINATION, AND ACCOMMODATION - FY 1964	149
TABLE 73 - MOVEMENT OF USAF SPONSORED DRY CARGO VIA OCEAN TRANSPORTATION BY DIRECTION OF LIFT AND BY COMMODITY, WORLD-WIDE - FY 1964	149
TABLE 74 - MOVEMENT OF USAF SPONSORED DRY CARGO VIA OCEAN TRANSPORTATION TO AND FROM CONTINENTAL U S BY SOURCE AND DESTINATION, BY COMMODITY - WORLD-WIDE - FY 1964	150 - 151
TABLE 75 - MOVEMENT OF USAF BULK PETROLEUM VIA OCEAN TRANSPORTATION BY AREA, WORLD-WIDE - FY 1964	152
TABLE 76 - MOVEMENT OF USAF BULK PETROLEUM VIA OCEAN TRANSPORTATION BY TYPE OF PRODUCT, WORLD-WIDE - FY 1964	152

PART VI - INSTALLATIONS

INTRODUCTION AND DEFINITIONS	153 - 155
TABLE 77 - USAF MAJOR ACTIVE INSTALLATIONS BY TYPE, BY COMMAND, WORLD-WIDE - 30 JUN 1964	156
TABLE 78 - USAF MAJOR INSTALLATIONS BY TYPE, BY STATUS, WORLD-WIDE - 30 JUN 1964	157
TABLE 79 - PROGRESS OF USAF MILITARY CONSTRUCTION PROGRAM, WORLD-WIDE - FY 1964	158
TABLE 80 - COST TO U S GOVERNMENT OF MILITARY REAL PROPERTY CONTROLLED BY DEPARTMENT OF THE AIR FORCE, WORLD-WIDE - 30 JUN 1964	158
TABLE 81 - MILITARY REAL PROPERTY ACREAGE CONTROLLED AND LOCATED AT DEPARTMENT OF THE AIR FORCE INSTALLATIONS, WORLD-WIDE - 30 JUN 1964	159
TABLE 82 - GOVERNMENT COST OF LAND CONTROLLED BY DEPARTMENT OF THE AIR FORCE, WORLD-WIDE - 30 JUN 1964	159
TABLE 83 - MAINTENANCE AND OPERATION COST OF USAF REAL PROPERTY BY COMMAND, WORLD-WIDE - FY 1964	160
TABLE 84 - USAF STORAGE SPACE, UTILIZATION, AND OCCUPANCY, WORLD-WIDE - 30 JUN 1964	161

TABLE OF CONTENTS (Continued)

PART VII - MILITARY ASSISTANCE PROGRAM (MAP)

INTRODUCTION AND DEFINITIONS	163
TABLE 85 - MILITARY ASSISTANCE GRANT AID PROGRAM BY RECIPIENT COUNTRY - PROGRAM AND DELIVERIES, WORLD-WIDE - FY 1950 THROUGH FY 1964 AND DELIVERIES WORLD-WIDE, BY QUARTER - FY 1964	164 - 165
TABLE 86 - MILITARY ASSISTANCE GRANT AID PROGRAM BY MAJOR CATEGORY, PROGRAM, AND DELIVERIES, WORLD-WIDE - FY 1950 THROUGH FY 1964 AND DELIVERIES, WORLD-WIDE, BY QUARTER - FY 1964	166
TABLE 87 - MILITARY ASSISTANCE GRANT AID MATERIEL PROGRAM AND DELIVERIES BY SOURCE OF SUPPLY, WORLD-WIDE - FY 1950 THROUGH FY 1964	167
TABLE 88 - MILITARY ASSISTANCE GRANT AID PROGRAM SUPPORTED AIRCRAFT INVENTORY BY STATUS, BY MISSION, DESIGN, AND SERIES AIRCRAFT, WORLD-WIDE, AT END OF QUARTER - FY 1964	168
TABLE 89 - MILITARY ASSISTANCE GRANT AID PROGRAM SUPPORTED AIRCRAFT INVENTORY BY STATUS, BY MISSION, DESIGN, AND SERIES AIRCRAFT, BY COUNTRY, WORLD-WIDE, AT END OF QUARTER - FY 1964	169 - 173
TABLE 90 - MILITARY ASSISTANCE GRANT AID PROGRAM AIRCRAFT ATTRITION BY MISSION, DESIGN, AND SERIES OF AIRCRAFT, WORLD-WIDE - FY 1964	174
TABLE 91 - MILITARY ASSISTANCE GRANT AID PROGRAM AIRCRAFT HOURS FLOWN BY MISSION, DESIGN, AND SERIES OF AIRCRAFT, WORLD-WIDE, BY QUARTER - FY 1964	175
TABLE 92 - MILITARY ASSISTANCE GRANT AID PROGRAM AIRCRAFT HOURS FLOWN BY MISSION, DESIGN, AND SERIES OF AIRCRAFT, BY COUNTRY, WORLD-WIDE, BY QUARTER - FY 1964	176 - 180
TABLE 93 - MILITARY ASSISTANCE GRANT AID PROGRAM AIRCRAFT DELIVERIES BY MISSION, DESIGN, AND SERIES OF AIRCRAFT, WORLD-WIDE - FY 1950 THROUGH FY 1964 AND BY QUARTER - FY 1964	181 - 182
TABLE 94 - MILITARY ASSISTANCE GRANT AID PROGRAM AIRCRAFT DELIVERIES BY RECIPIENT COUNTRY, BY MISSION, DESIGN, AND SERIES OF AIRCRAFT, WORLD-WIDE - FY 1950 THROUGH FY 1964 AND BY QUARTER - FY 1964	183 - 191
TABLE 95 - AIRCRAFT DELIVERIES TO ELIGIBLE FOREIGN COUNTRIES UNDER MILITARY ASSISTANCE SALES, WORLD-WIDE - FY 1950 THROUGH FY 1964	192
TABLE 96 - MILITARY ASSISTANCE GRANT AID PROGRAM, FORMAL TRAINING ACCOMPLISHMENT BY TYPE OF TRAINING, BY RECIPIENT COUNTRY, WORLD-WIDE - FY 1950 THROUGH FY 1964	194 - 195
TABLE 97 - USAF CIVILIAN EMPLOYEES IN SALARIES AND WAGE BOARD GROUPS EMPLOYED UNDER MILITARY ASSISTANCE PROGRAM (MAP), WORLD-WIDE, AT END OF QUARTER - FY 1964	196

PART VIII - MILITARY PERSONNEL

INTRODUCTION AND DEFINITIONS	197 - 199
STRENGTH	200 - 221
TABLE 98 - OPERATING LOCATION STRENGTH BY STATE, IN THE UNITED STATES, AT END OF QUARTER - FY 1964	200 - 201
TABLE 99 - OPERATING LOCATION STRENGTH BY COUNTRY, OVERSEAS, AT END OF QUARTER - FY 1964	202 - 203
TABLE 100 - USAF OFFICERS BY GRADE IN WHICH SERVING, BY COMMAND, WORLD-WIDE - 30 JUN 1964	204
TABLE 101 - USAF REGULAR AND RESERVE GENERAL OFFICERS BY GRADE IN WHICH SERVING, WORLD-WIDE, AT END OF QUARTER - FY 1964	205
TABLE 102 - USAF REGULAR GENERAL OFFICERS BY PERMANENT GRADE, BY GRADE IN WHICH SERVING, WORLD-WIDE, AT END OF QUARTER - FY 1964	205
TABLE 103 - AIRMEN BY GRADE IN WHICH SERVING, BY COMMAND, WORLD-WIDE - 30 JUN 1964	206
TABLE 104 - USAF OFFICERS BY GRADE IN WHICH SERVING, BY AGE, WORLD-WIDE, SEMIANNUALLY - FY 1964	207 - 208
TABLE 105 - AVERAGE AGE OF USAF OFFICERS BY GRADE IN WHICH SERVING, WORLD-WIDE - 30 JUN 1954 THROUGH 30 JUN 1964	209
TABLE 106 - USAF MILITARY PERSONNEL BY TYPE, BY PERSONNEL IDENTITY, BY COMMAND, WORLD-WIDE, AT END OF QUARTER - FY 1964	210 - 215

TABLE OF CONTENTS (Continued)

PART VIII - MILITARY PERSONNEL (CONTINUED)

TABLE 107 - USAF PERSONNEL IN PIPELINE STATUS, AT END OF QUARTER - FY 1964	216
TABLE 108 - USAF MILITARY PERSONNEL BY GRADE IN WHICH SERVING, BY COMPONENT, WORLD-WIDE, AT END OF QUARTER - FY 1964	217 - 219
TABLE 109 - USAF REGULAR COMMISSIONED OFFICERS BY GRADE IN WHICH SERVING, BY CONTROL BRANCH, WORLD-WIDE, AT END OF QUARTER - FY 1964	220
TABLE 110 - USAF FEMALE PERSONNEL BY TYPE, BY GRADE IN WHICH SERVING, WORLD-WIDE - 30 JUN 1964	221
 PERSONNEL BY AERONAUTICAL STATUS	 222 - 226
TABLE 111 - USAF OFFICERS BY AERONAUTICAL RATING, BY FLYING STATUS, BY GRADE IN WHICH SERVING, WORLD-WIDE, AT END OF QUARTER - FY 1964	222
TABLE 112 - USAF OFFICERS BY AERONAUTICAL STATUS, WORLD-WIDE, AT END OF QUARTER - FY 1964	223
TABLE 113 - USAF OFFICERS BY AERONAUTICAL RATING, BY FLYING STATUS, BY COMMAND, WORLD-WIDE, SEMIANNUALLY - 31 DEC 1963 AND 30 JUN 1964	224 - 225
TABLE 114 - USAF OFFICERS ON FLYING STATUS BY AERONAUTICAL RATING, BY AGE, WORLD-WIDE, SEMIANNUALLY - 31 DEC 1963 AND 30 JUN 1964	226
 SPECIALTIES AND SKILL LEVEL	 227 - 232
TABLE 115 - AUTHORIZED AND ASSIGNED USAF OFFICERS BY OCCUPATIONAL FIELD BASED ON DUTY SPECIALTY, WORLD-WIDE, SEMIANNUALLY - 31 DEC 1963 AND 30 JUN 1964	227 - 229
TABLE 116 - AUTHORIZED AND ASSIGNED PERMANENT PARTY AIRMEN BY CONTROL AF SPECIALTY WITHIN CAREER FIELD, BY SKILL LEVEL, WORLD-WIDE, SEMIANNUALLY - 31 DEC 1963 AND 30 JUN 1964	230 - 232
 PROMOTIONS	 233 - 234
TABLE 117 - REGULAR USAF OFFICERS SELECTED FOR PERMANENT PROMOTIONS, WORLD-WIDE - FY 1964 .	233
TABLE 118 - TEMPORARY PROMOTIONS OF USAF OFFICERS TO GENERAL OFFICERS BY GRADE TO WHICH PROMOTED, WORLD-WIDE - FY 1964	233
TABLE 119 - USAF OFFICERS SELECTED FOR TEMPORARY PROMOTIONS, WORLD-WIDE - FY 1964	233
TABLE 120 - PROMOTIONS OF TOP SIX GRADE AIRMEN BY FISCAL YEAR - FY 1960 THROUGH FY 1964 . .	234
 STATUS CHANGES	 235
TABLE 121 - STATUS CHANGES OF USAF MILITARY PERSONNEL BY TYPE OF STATUS CHANGE, WORLD- WIDE - FY 1964	235

TABLE OF CONTENTS (Continued)

PART VIII - MILITARY PERSONNEL (CONTINUED)

GAINS AND LOSSES	236 - 240
TABLE 122 - GAINS AND LOSSES OF USAF MILITARY PERSONNEL BY TYPE OF GAIN OR LOSS, WORLD-WIDE - FY 1964	236 - 238
TABLE 123 - GAINS AND LOSSES OF USAF OFFICERS BY GRADE, WORLD-WIDE, BY QUARTER - FY 1964	239
TABLE 124 - GAINS AND LOSSES OF AIRMEN BY GRADE, WORLD-WIDE, BY QUARTER - FY 1964	239
TABLE 125 - LOSSES OF USAF OFFICERS BY FLYING STATUS, BY AERONAUTICAL STATUS, BY AGE GROUP, WORLD-WIDE - FY 1964	240
ENLISTMENTS AND REENLISTMENTS	241 - 243
TABLE 126 - ENLISTMENTS AND REENLISTMENTS BY GRADE, BY SEX, WORLD-WIDE - FY 1964	241
TABLE 127 - ENLISTMENTS AND REENLISTMENTS BY TERM OF ENLISTMENT, BY SEX, WORLD-WIDE - FY 1964	241
TABLE 128 - ENLISTMENTS BY EDUCATIONAL LEVEL, WORLD-WIDE, BY QUARTER - FY 1964	242
TABLE 129 - NON-PRIOR SERVICE ENLISTMENTS BY ARMED FORCES QUALIFICATION TEST (AFQT) MENTAL GROUP, BY QUARTER - FY 1964	243
NON-BATTLE DEATHS	244 - 246
TABLE 130 - NON-BATTLE DEATHS OF USAF OFFICERS BY AERONAUTICAL RATING, BY GRADE IN WHICH SERVING AT TIME OF DEATH, WORLD-WIDE, SEMIANNUALLY - FY 1964	244
TABLE 131 - NON-BATTLE DEATHS OF USAF OFFICERS AND AIRMEN BY GRADE IN WHICH SERVING AT TIME OF DEATH, WORLD-WIDE, SEMIANNUALLY - FY 1964	244
TABLE 132 - NON-BATTLE DEATHS OF USAF OFFICERS BY AGE GROUP, BY GRADE IN WHICH SERVING AT TIME OF DEATH, WORLD-WIDE, SEMIANNUALLY - FY 1964	245
TABLE 133 - NON-BATTLE DEATHS OF AIRMEN BY AGE GROUP, BY GRADE IN WHICH SERVING AT TIME OF DEATH, WORLD-WIDE, SEMIANNUALLY - FY 1964	245
TABLE 134 - NON-BATTLE DEATHS OF USAF OFFICERS BY AGE GROUP, BY CAUSATIVE AGENT, WORLD-WIDE, SEMIANNUALLY - FY 1964	246
TABLE 135 - NON-BATTLE DEATHS OF AIRMEN BY AGE GROUP, BY CAUSATIVE AGENT, WORLD-WIDE, SEMIANNUALLY - FY 1964	246
RETIREMENTS	247
TABLE 136 - USAF RETIRED MILITARY PERSONNEL BY GRADE FOR PAY, BY TYPE OF RETIREMENT, BY COMPONENT, WORLD-WIDE - 30 JUN 1964	247
MILITARY PERSONNEL SAMPLE SURVEY	248 - 267
INTRODUCTION	248
TABLE 137 - PERCENTAGED DISTRIBUTION OF USAF COMMISSIONED OFFICERS BY YEAR IN WHICH SERVING IN ACTIVE MILITARY SERVICE, BY SELECTED CHARACTERISTICS AND ATTITUDES WORLD-WIDE - 31 MAY 1964	249 - 252
TABLE 138 - PERCENTAGED DISTRIBUTION OF AIRMEN BY YEAR IN WHICH SERVING IN ACTIVE MILITARY SERVICE, BY SELECTED CHARACTERISTICS AND ATTITUDES, WORLD-WIDE - 31 MAY 1964	253 - 256
TABLE 139 - PERCENTAGE DISTRIBUTION OF USAF OFFICERS BY SELECTED CHARACTERISTICS AND ATTITUDES BY GRADE IN WHICH SERVING - 31 MAY 1964	257 - 261
TABLE 140 - PERCENTAGE DISTRIBUTION OF AIRMEN BY SELECTED CHARACTERISTICS AND ATTITUDES BY GRADE IN WHICH SERVING - 31 MAY 1964	262 - 267

TABLE OF CONTENTS (Continued)

PART IX - MILITARY TRAINING

MILITARY TRAINING	269 - 287
INTRODUCTION AND DEFINITIONS	269
INDOCTRINATION TRAINING	270
TABLE 141 - USAF MILITARY INDOCTRINATION TRAINING OF USAF PERSONNEL - FY 1964	270
FLYING TRAINING	271 - 277
TABLE 142 - USAF FLYING TRAINING OF USAF PERSONNEL BY COURSE - FY 1964	271 - 273
TABLE 143 - USAF FLYING TRAINING FATALITIES OF USAF PERSONNEL BY COURSE, BY QUARTER - FY 1964	273
TABLE 144 - USAF FLYING TRAINING OF USAF CIVILIAN PERSONNEL BY COURSE - FY 1964	274
TABLE 145 - USAF FLYING TRAINING OF U S ARMY AND U S NAVY PERSONNEL BY COURSE - FY 1964	275
TABLE 146 - USAF FLYING TRAINING OF FOREIGN NATIONALS BY COURSE - FY 1964	276 - 277
TECHNICAL TRAINING	278 - 280
TABLE 147 - TECHNICAL TRAINING OF USAF OFFICERS BY OCCUPATIONAL FIELD, BY AIR TRAINING COMMAND, USAF SECURITY SERVICE, AND AF SYSTEMS COMMAND - FY 1964	278
TABLE 148 - TECHNICAL TRAINING OF AIRMEN BY CAREER FIELD, BY AIR TRAINING COMMAND, USAF SECURITY SERVICE, AND AF SYSTEMS COMMAND - FY 1964	279
TABLE 149 - TECHNICAL TRAINING OF U S ARMY PERSONNEL, BY AIR TRAINING COMMAND, AF SYSTEMS COMMAND, AND HEADQUARTERS COMMAND - FY 1964	280
TABLE 150 - TECHNICAL TRAINING OF U S NAVY PERSONNEL, BY AIR TRAINING COMMAND AND AF SYSTEMS COMMAND, AND HEADQUARTERS COMMAND - FY 1964	280
PROFESSIONAL, TECHNOLOGICAL, AND COLLEGIATE TRAINING	281 - 285
TABLE 151 - USAF PROFESSIONAL, TECHNOLOGICAL, AND COLLEGIATE TRAINING OF USAF OFFICERS BY COURSE, BY AIR UNIVERSITY - FY 1964	281 - 282
TABLE 152 - USAF PROFESSIONAL, TECHNOLOGICAL, AND COLLEGIATE TRAINING OF AIRMEN BY COURSE, BY AIR UNIVERSITY - FY 1964	282
TABLE 153 - USAF PROFESSIONAL, TECHNOLOGICAL, AND COLLEGIATE TRAINING OF WAF PERSONNEL BY COURSE, BY AIR UNIVERSITY - FY 1964	283
TABLE 154 - USAF PROFESSIONAL, TECHNOLOGICAL, AND COLLEGIATE TRAINING OF US ARMY AND US NAVY OFFICERS, BY TYPE OF SCHOOL, BY AIR UNIVERSITY - FY 1964	284
TABLE 155 - TECHNICAL TRAINING OF USAF CIVILIAN PERSONNEL BY AIR TRAINING COMMAND, AF SYSTEMS COMMAND AND HEADQUARTERS COMMAND, BY QUARTER - FY 1964	284
TABLE 156 - USAF PROFESSIONAL, TECHNOLOGICAL, AND COLLEGIATE TRAINING OF FOREIGN NATIONALS BY AIR UNIVERSITY, BY QUARTER - FY 1964	285
TABLE 157 - TECHNICAL TRAINING OF FOREIGN NATIONALS BY AIR TRAINING COMMAND, AND AF SYSTEMS COMMAND, BY QUARTER - FY 1964	285
TRAINING IN OTHER THAN USAF SCHOOLS	286 - 287
TABLE 158 - TRAINING OF USAF MILITARY PERSONNEL IN US ARMY SCHOOLS - FY 1964	286
TABLE 159 - TRAINING OF USAF MILITARY PERSONNEL IN US NAVY SCHOOLS - FY 1964	287

TABLE OF CONTENTS (Continued)

PART X - CIVILIAN PERSONNEL

INTRODUCTION AND DEFINITIONS	289 - 291
TABLE 160 - USAF CIVILIAN EMPLOYEES, WORLD-WIDE, AT END OF QUARTER - FY 1964	292
TABLE 161 - CIVILIAN EMPLOYEES BY DUTY LOCATION WITHIN CONTINENTAL US, AT END OF QUARTER - FY 1964	292
TABLE 162 - CIVILIAN EMPLOYEES BY DUTY LOCATION OUTSIDE CONTINENTAL US, AT END OF QUARTER - FY 1964	293 - 294
TABLE 163 - CIVILIAN EMPLOYEES BY CATEGORY, BY GRADE, WORLD-WIDE, AT END OF QUARTER - FY 1964	295
TABLE 164 - CIVILIAN EMPLOYEES BY TYPE OF APPOINTMENT, BY EMPLOYEE GROUP, WORLD-WIDE, AT END OF QUARTER - FY 1964	296
TABLE 165 - WAE (WHEN ACTUALLY EMPLOYED) EMPLOYEES AND PRESIDENTIAL APPOINTEES, WORLD-WIDE, AT END OF QUARTER - FY 1964	297
TABLE 166 - CIVILIAN EMPLOYEES WITH VETERANS PREFERENCE, BY PREFERENCE POINTS, WITHIN MAJOR AIR COMMAND, WORLD-WIDE, AT END OF QUARTER - FY 1964	298
TABLE 167 - CIVILIAN EMPLOYEES BY SEX, BY LOCATION, WORLD-WIDE, AT END OF QUARTER - FY 1964	299 - 301
TABLE 168 - CIVILIAN EMPLOYEES BY CITIZENSHIP OR NON-CITIZENSHIP STATUS, BY COMMAND, OVERSEAS, AT END OF QUARTER - FY 1964	301 - 303
TABLE 169 - DEPARTMENTAL CIVILIAN EMPLOYEES BY TYPE OF EMPLOYEES, BY EMPLOYEE GROUP, AT END OF QUARTER - FY 1964	303
TABLE 170 - DEPARTMENTAL CIVILIAN EMPLOYEES BY TYPE OF SERVICE, AT END OF QUARTER - FY 1964	304
TABLE 171 - DEPARTMENTAL CIVILIAN EMPLOYEES WITH VETERANS PREFERENCE, BY PREFERENCE POINTS, AT END OF QUARTER - FY 1964	304
TABLE 172 - PHYSICALLY IMPAIRED CIVILIAN EMPLOYEES, WORLD-WIDE, 30 JUN 1960 THROUGH FY 1963 AND BY TYPE OF PHYSICAL IMPAIRMENT, WORLD-WIDE - 30 JUN 1964	305
TABLE 173 - ACCESSIONS OF USAF CIVILIAN EMPLOYEES BY TYPE, WORLD-WIDE, BY QUARTER - FY 1964	306
TABLE 174 - SEPARATIONS OF USAF CIVILIAN EMPLOYEES BY TYPE, WORLD-WIDE, BY QUARTER - FY 1964	307
TABLE 175 - USAF INCENTIVE AWARDS AND QUALITY SALARY INCREASE PROGRAM, WORLD-WIDE - FY 1964	308
TABLE 176 - AIR FORCE AID SOCIETY SUMMARIES, FOR MILITARY UNITS, WORLD-WIDE - FY 1964	309
TABLE 177 - SUMMARY OF USAF CIVILIAN RETIREMENT FUND TRANSACTIONS - 31 DEC 1963	309

PART XI - SECURITY AND DISCIPLINE

SECURITY AND LAW ENFORCEMENT	311 - 319
INTRODUCTION AND DEFINITIONS	311 - 312
TABLE 178 - SECURITY AND LAW ENFORCEMENT ACTIVITIES, WORLD-WIDE, BY QUARTER - FY 1964	313 - 319
TABLE 179 - USAF MILITARY PERSONNEL ABSENT WITHOUT LEAVE AND MAN-DAYS LOST, WORLD-WIDE, BY QUARTER - FY 1962 THROUGH FY 1964	319
OFFICE OF SPECIAL INVESTIGATIONS	320 - 326
INTRODUCTION AND DEFINITIONS	320 - 321
TABLE 180 - SPECIAL INVESTIGATIONS CONDUCTED BY THE OFFICE OF SPECIAL INVESTIGATIONS (OSI), CONTINENTAL US, ALASKA, PUERTO RICO, AND THE NORTHEAST PORTION OF NORTH AMERICA - FY 1964	322 - 325

TABLE OF CONTENTS (Continued)

PART XI - SECURITY AND DISCIPLINE (CONTINUED)

JUDGE ADVOCATE GENERAL	327 - 330
INTRODUCTION AND DEFINITIONS	327
TABLE 181 - RATES FOR USAF PERSONNEL TRIED BY COURTS-MARTIAL AND NON-JUDICIAL PUNISHMENT UNDER ARTICLE 15, BY COMMAND, WORLD-WIDE, BY QUARTER - FY 1964	328 - 329
TABLE 182 - RATES FOR USAF PERSONNEL TRIED BY COURTS-MARTIAL AND FOR NON-JUDICIAL PUNISHMENT UNDER ARTICLE 15, WORLD-WIDE, BY QUARTER - FY 1964	330

PART XII - COMPONENTS - AF RESERVES AND OFFICER TRAINING CORPS

INTRODUCTION AND DEFINITIONS	331 - 336
AF RESERVES	337 - 357
TABLE 183 - AF RESERVE OFFICERS BY GRADE, BY YEAR OF BIRTH, WORLD-WIDE - 28 FEB 1964	337
TABLE 184 - AF RESERVE AIRMEN BY GRADE, BY YEAR OF BIRTH, WORLD-WIDE - 28 FEB 1964	338
TABLE 185 - AF RESERVE OFFICERS IN PAY STATUS AND NON-PAY STATUS ASSIGNMENTS BY GRADE, WORLD-WIDE, AT END OF QUARTER - FY 1964	339
TABLE 186 - AF RESERVE AIRMEN IN PAY STATUS AND NON-PAY STATUS ASSIGNMENTS BY GRADE, WORLD-WIDE, AT END OF QUARTER - FY 1964	340
TABLE 187 - AF RESERVE OFFICERS IN PAY STATUS AND NON-PAY STATUS ASSIGNMENTS BY PROGRAM ELEMENT, BY GRADE, WORLD-WIDE - 30 JUN 1964	341
TABLE 188 - AF RESERVE AIRMEN IN PAY STATUS AND NON-PAY STATUS ASSIGNMENTS BY PROGRAM ELEMENT, BY GRADE, WORLD-WIDE - 30 JUN 1964	342
TABLE 189 - AF RESERVE MOBILIZATION JOB PROFICIENCY TRAINING (JPT) PERSONNEL, BY COMMAND OF ASSIGNMENT, WORLD-WIDE, AT END OF QUARTER - FY 1964	343 - 344
TABLE 190 - AF RESERVE OFFICERS IN PAY STATUS ASSIGNMENTS BY FLYING STATUS, BY GRADE, WORLD-WIDE, AT END OF QUARTER - FY 1964	345
TABLE 191 - AF RESERVE OFFICERS IN PAY STATUS ASSIGNMENTS BY FLYING STATUS, BY PROGRAM ELEMENT, BY GRADE, WORLD-WIDE - 30 JUN 1964	346 - 348
TABLE 192 - AF RESERVE INACTIVE DUTY TRAINING BY PROGRAM ELEMENT, WORLD-WIDE, BY QUARTER - FY 1964	349 - 351
TABLE 193 - AF RESERVE ACTIVE DUTY TRAINING BY PROGRAM ELEMENT, WORLD-WIDE, BY QUARTER - FY 1964	352 - 355
TABLE 194 - AF RESERVE OFFICER AND AIRMEN GAINS AND LOSSES, WORLD-WIDE, BY QUARTER - FY 1964	356
TABLE 195 - FUNCTIONAL DISTRIBUTION OF AIR FORCE RESERVE AIRCRAFT BY MISSION AND DESIGN - 30 JUN 1964 AND HOURS FLOWN BY MISSION AND DESIGN, CONTINENTAL US - DURING FY 1964	357
TABLE 196 - AGE (IN MONTHS) DISTRIBUTION OF AIR FORCE RESERVE AIRCRAFT BY MISSION, DESIGN, AND SELECTED SERIES, CONTINENTAL US - 30 JUN 1964	357
AIR NATIONAL GUARD	358 - 376
TABLE 197 - AIR NATIONAL GUARD OFFICERS BY GRADE, BY YEAR OF BIRTH, UNITED STATES, AND POSSESSION OF PUERTO RICO - 30 JUN 1964	358
TABLE 198 - AIR NATIONAL GUARD AIRMEN BY GRADE, BY YEAR OF BIRTH, UNITED STATES, AND POSSESSION OF PUERTO RICO - 30 JUN 1964	359
TABLE 199 - AUTHORIZED AND ASSIGNED AIR NATIONAL GUARD PERSONNEL IN FEDERALLY RECOGNIZED UNITS BY STATE AND THE US POSSESSION OF PUERTO RICO - 30 JUN 1964	360 - 361
TABLE 200 - AIR NATIONAL GUARD TRAINING BY TYPE, UNITED STATES AND POSSESSIONS, BY QUARTER - FY 1964	361
TABLE 201 - FUNCTIONAL DISTRIBUTION OF AIR NATIONAL GUARD AIRCRAFT BY MISSION AND DESIGN, WORLD-WIDE - 30 JUN 1964	362 - 363
TABLE 202 - AGE (IN MONTHS) DISTRIBUTION OF AIR NATIONAL GUARD AIRCRAFT BY MISSION, DESIGN, AND SELECTED SERIES, WORLD-WIDE - 30 JUN 1964	364
TABLE 203 - HOURS FLOWN BY AIR NATIONAL GUARD AIRCRAFT BY MISSION AND DESIGN AIRCRAFT, WORLD-WIDE, BY QUARTER - FY 1964	365

TABLE OF CONTENTS (Continued)

PART XII - COMPONENTS - AF RESERVES AND OFFICER TRAINING CORPS (ROTC)
(CONTINUED)

RESERVE OFFICER TRAINING CORPS (ROTC)

TABLE 204 - AF RESERVE OFFICER TRAINING CORPS (AFROTC) CADET ENROLLMENT BY INSTITUTION, BY YEAR OF COURSE, BY STATE OR US POSSESSION - FY 1964 366 - 375

TABLE 205 - AIR FORCE RESERVE OFFICER TRAINING CORPS (AFROTC) CADET ENROLLMENT BY CATEGORY, UNITED STATES AND POSSESSIONS - AS OF OCT 1963 AND MAY 1964 376

TABLE 206 - AIR FORCE RESERVE OFFICERS TRAINING CORPS (AFROTC) COMMISSIONS GRANTED, UNITED STATES AND POSSESSIONS, BY QUARTER - FY 1964 376

PART XIII - FISCAL

INTRODUCTION AND DEFINITIONS 377

TABLE 207 - DEPARTMENT OF THE AIR FORCE - STATUS OF GROSS UNLIQUIDATED OBLIGATIONS - AT BEGINNING AND END OF FY 1964 378 - 379

TABLE 208 - DEPARTMENT OF THE AIR FORCE - AMOUNTS AVAILABLE FOR OBLIGATIONS DURING FY 1964, REFLECTING NEW OBLIGATION AUTHORITY AND THE APPLICATION OF PRIOR YEAR UNOBLIGATED BALANCES 380 - 381

TABLE 209 - DEPARTMENT OF THE AIR FORCE FUNDS AVAILABLE FOR OBLIGATIONS IN FY 1964 WITH ACTUAL OBLIGATIONS - DURING FY 1964 382 - 385

TABLE 210 - DEPARTMENT OF THE AIR FORCE GROSS EXPENDITURES AND AMOUNTS AVAILABLE FOR EXPENDITURES - DURING FY 1964 385 - 386

TABLE 211 - DEPARTMENT OF THE AIR FORCE GROSS EXPENDITURES AGAINST FY 1964 PROGRAM - DURING FY 1964 387 - 388

TABLE 212 - DEPARTMENT OF THE AIR FORCE GROSS EXPENDITURES AGAINST FY 1963 PROGRAM - DURING FY 1964 389 - 390

TABLE 213 - DEPARTMENT OF THE AIR FORCE GROSS EXPENDITURES AGAINST FY 1962 PROGRAM - DURING FY 1964 391 - 392

TABLE 214 - DEPARTMENT OF THE AIR FORCE GROSS EXPENDITURES AGAINST FY 1961 PROGRAM - DURING FY 1964 393

TABLE 215 - DEPARTMENT OF THE AIR FORCE GROSS EXPENDITURES AGAINST FY 1960 PROGRAM - DURING FY 1964 394

TABLE 216 - DEPARTMENT OF THE AIR FORCE GROSS EXPENDITURES AGAINST L, M, AND APPROPRIATION TRANSFER ACCOUNTS - DURING FY 1964 395

USAF MAJOR AIR COMMAND AND SEPARATE OPERATING AGENCY HISTORIES - FY 1964

Listed below are the major commands and the separate operating agencies which were operational during FY 1964. A brief history of each is included to facilitate comparisons and analyses with previous year tables of the "USAF Statistical Digest." Historical summaries of the major commands and the separate operating agencies may be found in the publications of previous years.

AERONAUTICAL CHART AND INFORMATIONCENTER (ACIC) ^{a/}

36 Army Air Force (AAF) Base Unit (Aeronautical Chart Service) organized, 1 January 1945 at Washington, D. C., and assigned to Air Transport Command. Assigned to Strategic Air Command (SAC), 21 May 1948; redesignated 36 AF Base Unit (Hq, Aeronautical Chart Service), 26 September 1947; redesignated Hq, Aeronautical Chart Service, 1 August 1948; relieved from SAC and assigned to Air Materiel Command (AMC), 1 March 1950; redesignated Headquarters and Headquarters Squadron, USAF Aeronautical Chart and Information Service, 1 February 1951; redesignated Hq, USAF Aeronautical Chart and Information Service, 21 May 1951; relieved from AMC and assigned to Military Air Transport Service (MATS), 11 May 1952; redesignated USAF Aeronautical Chart and Information Center, 1 August 1952; redesignated Aeronautical Chart and Information Center, 20 September 1954; redesignated Aeronautical Chart and Information Center, 8 September 1958; and relieved from MATS and designated as a separate operating agency, 1 July 1960 with the procedural functions of a major air command.

AIR DEFENSE COMMAND (ADC)

Established, 21 March 1946; reassigned to Continental Air Command, 1 December 1948; discontinued, 1 July 1950; and re-established as a major air command, 1 January 1951.

AIR FORCE ACCOUNTING AND FINANCE CENTER(AFAFC) ^{a/}

Established as Air Force Finance Division effective, 1 January 1951; redesignated as Air Force Accounting and Finance Division, 1 September 1957; and redesignated Air Force Accounting and Finance Center, 1 July 1959.

AIR FORCE COMMUNICATIONS SERVICE (AFCS)

Airways and Air Communication Service (AACS) was established, 16 August 1948 and assigned to Military Air Transport Service (MATS); relieved from assignment to MATS, 1 July 1961 and redesignated as Air Force Communications Service - a major air command.

AIR FORCE LOGISTICS COMMAND (AFLC)

Established, 17 July 1944 as Army Air Force Materiel and Services; redesignated as Army Air Force Technical Service Command, 31 August 1944; redesignated as Air Technical Service Command, 1 July 1945; redesignated as Air Materiel Command, 9 March 1946; and redesignated Air Force Logistics Command, 1 April 1961

AIR FORCE SYSTEMS COMMAND (AFSC)

Established as Research and Development Command, 23 January 1950 and redesignated as Air Research and Development Command, 15 September 1950, assuming powers, missions, functions, and responsibilities of the Air Force Special Weapons Center (formerly Special Weapons Command), 1 April 1952; and redesignated Air Force Systems Command, 1 April 1961.

AIR TRAINING COMMAND (ATC)

Established as Army Air Force Training Command, 7 July 1943 and redesignated as Air Training Command, 1 July 1946.

AIR UNIVERSITY (AU)

Established as AAF School of Applied Tactics, 1 November 1943; redesignated, Army Forces School, 1 June 1945; and redesignated, Air University, 12 March 1946.

ALASKAN AIR COMMAND (AAC)

Activated Alaskan Air Force, 15 January 1942; redesignated as 11th Air Force, 5 February 1942; and redesignated, Alaskan Air Command, 21 December 1945. (State of Alaska data is included in Alaskan Command reporting in this publication unless otherwise indicated.)

CONTINENTAL AIR COMMAND (CONAC)

Established, 1 December 1948.

HEADQUARTERS COMMAND, USAF(USAF HOCOMD)

Established as Bolling Field Command, 15 December 1946 and redesignated as Headquarters Command, USAF, 17 March 1948.

MILITARY AIR TRANSPORT SERVICE (MATS)

Established, 1 June 1948, assuming all active units of the discontinued Air Transport Command and Air Transport Service. This command assumed powers, missions, functions, and responsibilities of the Air Pictorial Service, 16 April 1952.

OFFICE OF AEROSPACE RESEARCH (OAR) ^{a/}

Air Force Research Division relieved from assignment to Air Force Systems Command, 1 April 1961, and redesignated, Office of Aerospace Research and concurrently designated as a separate operating agency under Hq, USAF with the procedural functions and responsibilities of a major air command.

USAF MAJOR AIR COMMAND AND SEPARATE OPERATING AGENCY HISTORIES - FY 1964 (CONTINUED)

PACIFIC AIR FORCES (PACAF)

Activated Far East Air Forces, 3 August 1944; redesignated as Pacific Air Command, US Army, 6 December 1945; redesignated, Far East Air Forces, 1 July 1957. (State of Hawaii data included in this command reporting in this publication unless otherwise indicated.)

STRATEGIC AIR COMMAND (SAC)

Established, 21 March 1946 concurrent with redesignation of Continental Air Force.

TACTICAL AIR COMMAND (TAC)

Established, 21 March 1946; reassigned to Continental Air Command, 1 December 1948; relieved of assignment to Continental Air Command and redesignated a major command, 1 December 1950.

USAF ACADEMY (USAFA) a/

Established, 27 July 1954. The headquarters of the Academy was activated, 14 August 1954.

a/ Separate Operating Agency.

US AIR FORCES IN EUROPE (USAFE)

Activated Eighth Air Force, 28 January 1942; redesignated as United States Strategic Air Force in Europe, 1 March 1944; and redesignated, US Air Forces in Europe, 7 August 1945.

USAF SECURITY SERVICE (USAFSS)

Established, 20 October 1948.

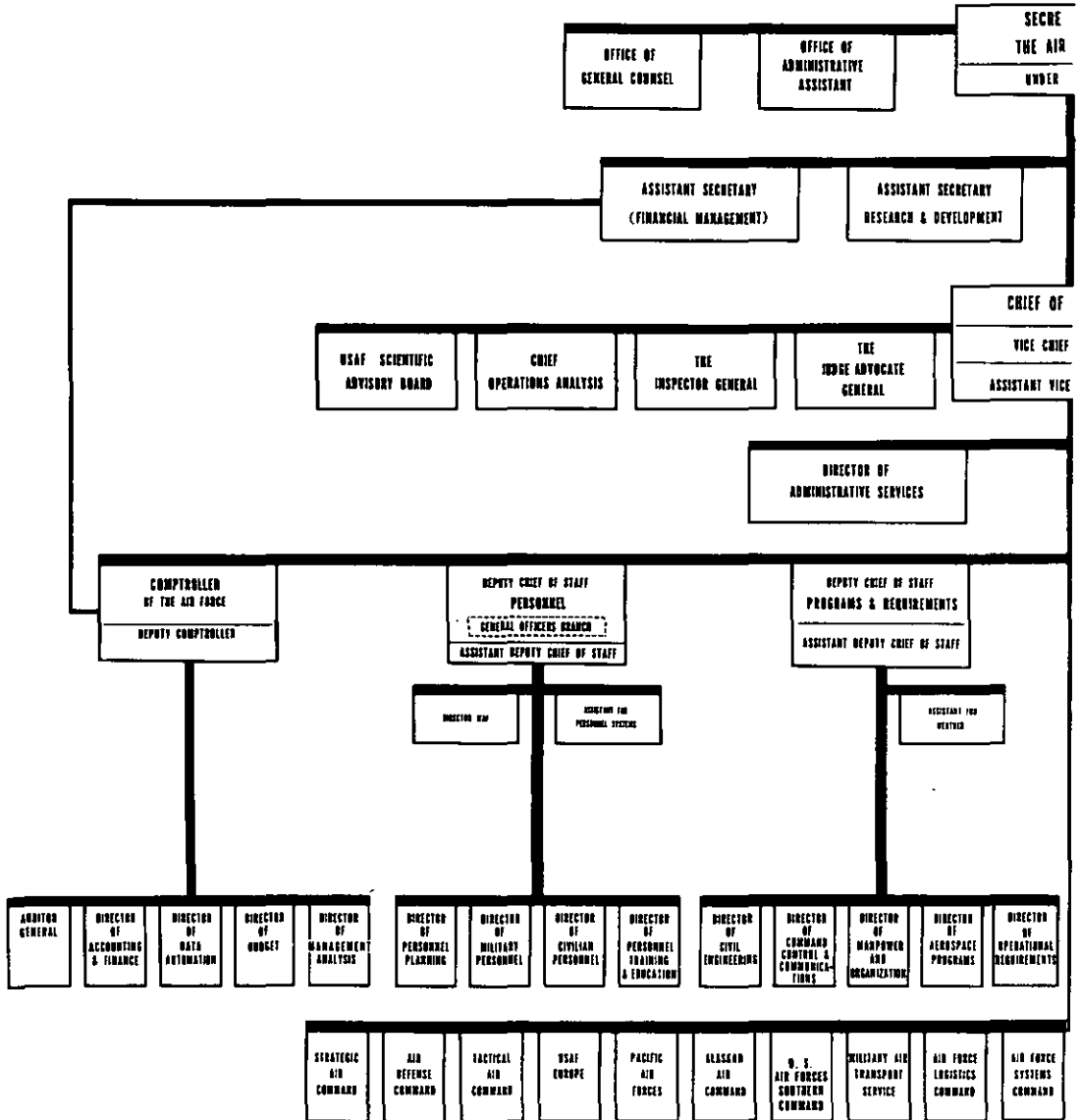
UNITED STATES AIR FORCES SOUTHERN COMMAND (USAFSO)

Activated Panama Canal Air Force, 20 November 1940; redesignated as Caribbean Air Force, 5 August 1941; redesignated, Sixth Air Force, 5 February 1942; and redesignated, Caribbean Air Command, 31 July 1946, assuming powers, missions, functions, and responsibilities of the Antilles Air Command at the same time redesignated United States Air Forces Southern Command, 8 July 1963.

Note: Command abbreviations as used in this publication are based on AFM 11-2 (20 June 1962)

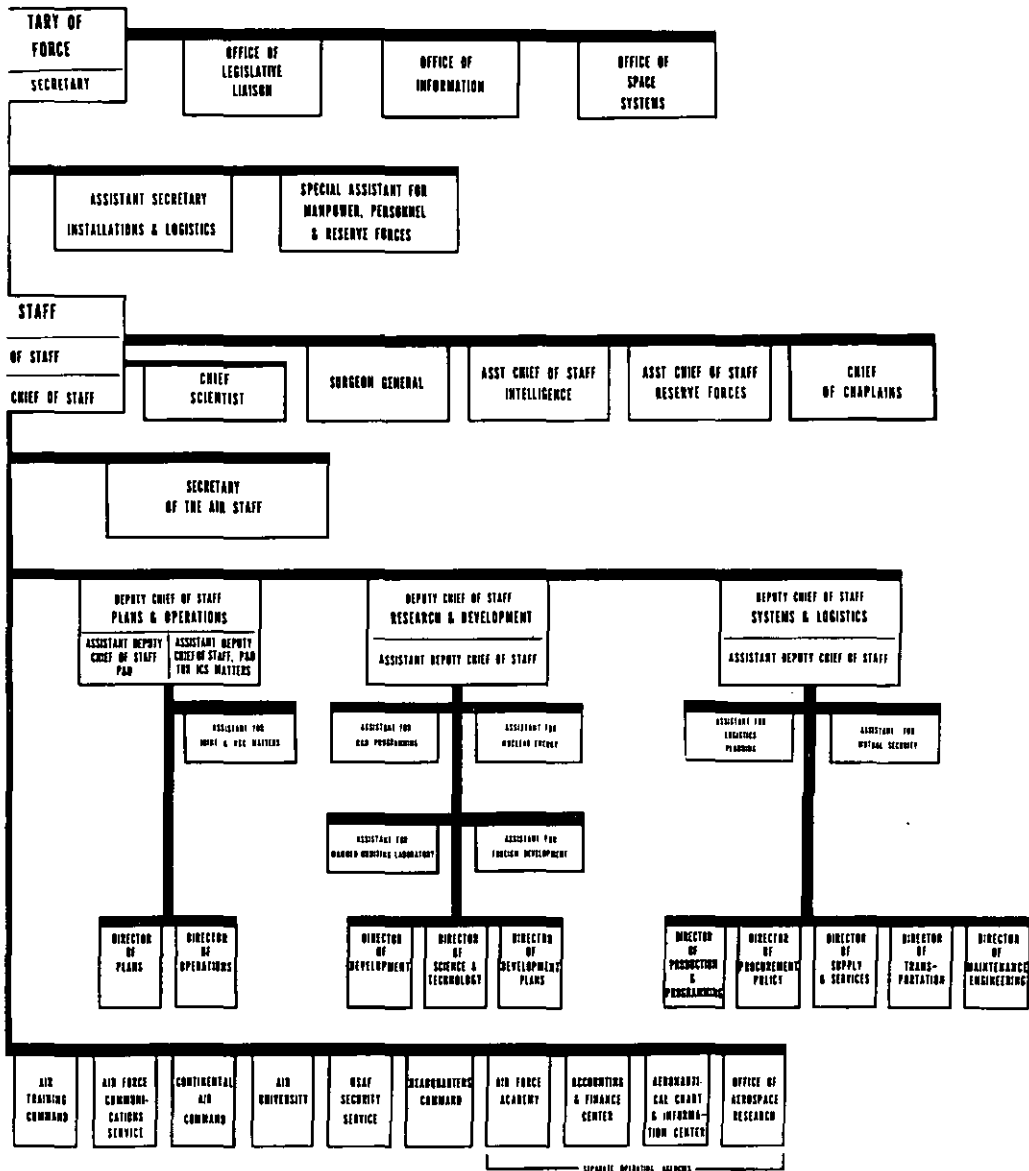
DEPARTMENT OF

30 JUNE



THE AIR FORCE

1964



LEADERS OF THE USAF - FY 1907 THROUGH FY 1964

(Asterisks indicate the known dead.)

CHIEF OF THE US AIR ARM	HIGHEST RANK ATTAINED	TITLE AS COMMANDER	OFFICE TENURE	
			Sworn in	Termination
James Allen *	Brigadier General	Chief Signal Officer	1 Aug 1907	13 Feb 1913
George P. Scriven *	Brigadier General	Chief Signal Officer	13 Feb 1913	13 Feb 1917
George O. Squier *	Major General	Chief Signal Officer	14 Feb 1917	a/20 May 1918
William L. Kenly *	Major General	Chief, Division of Military Aeronautics	20 May 1918	22 Dec 1918
Charles T. Mencher *	Major General	Chief of the Air Service	23 Dec 1918	4 Oct 1921
Mason M. Patrick *	Major General	Chief of the Air Service	5 Oct 1921	1 Jul 1926
		Chief of the Air Corps	2 Jul 1926	12 Dec 1927
James E. Fechet *	Major General	Chief of the Air Corps	14 Dec 1927	19 Dec 1931
Benjamin D. Foullois	Major General	Chief of the Air Corps	19 Dec 1931	21 Dec 1935
Oscar Westover	Major General	Chief of the Air Corps	22 Dec 1935	21 Sep 1938
Henry H. Arnold *	General of the Air Force	Chief of the Air Corps	29 Sep 1938	30 Jun 1941
		Chief of the Army Air Forces	30 Jun 1941	8 Mar 1942
		Commanding General, Army Air Forces . .	9 Mar 1942	28 Feb 1946
Carl Spaatz	General	Commanding General, Army Air Forces . .	1 Mar 1946	25 Sep 1947
		Chief of Staff, USAF	26 Sep 1947	30 Apr 1948
Hoyt S. Vandenberg *	General	Chief of Staff, USAF	30 Apr 1948	30 Jun 1953
Nathan F. Twining	General	Chief of Staff, USAF	30 Jun 1953	30 Jun 1957
Thomas D. White	General	Chief of Staff, USAF	1 Jul 1957	30 Jun 1961
Curtis E. LeMay	General	Chief of Staff, USAF	30 Jun 1961	Present

a/ On this date, Aeronautics was removed from Signal Corps jurisdiction.

STATUTORY APPOINTEES AND ASSISTANTS	OFFICE TENURE		STATUTORY APPOINTEES AND ASSISTANTS	OFFICE TENURE	
	Sworn in	Termination		Sworn in	Termination
<u>SECRETARY OF DEFENSE</u>			<u>UNDER SECRETARY OF THE AIR FORCE</u>		
James V. Forrestal *	18 Sep 1947	27 Mar 1949	Arthur S. Barrows	26 Sep 1947	21 Apr 1950
Louis Johnson	28 Mar 1949	19 Sep 1950	John A. McCone	15 Jun 1950	9 Oct 1951
George C. Marshall *	21 Sep 1950	12 Sep 1951	Roswell L. Gilpatric	29 Oct 1951	15 Feb 1953
Robert A. Lovett	17 Sep 1951	20 Jan 1953	James H. Douglas	3 Apr 1953	1 May 1957
Charles E. Wilson *	28 Jan 1953	8 Oct 1957	Malcolm A. MacIntyre	5 Jun 1957	3 Jul 1959
Neil H. McElroy	9 Oct 1957	1 Dec 1959	Dudley C. Sharp	3 Aug 1959	10 Dec 1959
Thomas S. Gates, Jr.	2 Dec 1959	20 Jan 1961	Dr. Joseph V. Charyk	28 Jan 1960	1 Mar 1963
Robert S. McNamara	21 Jan 1961	Present	Brockway McMillan	12 Jun 1963	Present
<u>ASSISTANT SECRETARY OF WAR FOR AIR</u>			<u>ASSISTANT SECRETARY, MANAGEMENT b/</u>		
F. Trubee Davison	16 Jul 1926	2 Mar 1933	Eugene M. Zuckert	26 Sep 1947	24 Feb 1952
Robert A. Lovett	10 Apr 1941	8 Dec 1945	James T. Hill	5 Jul 1952	20 Jan 1953
Stuart Symington	31 Jan 1946	17 Sep 1947	H. Lee White	17 Feb 1953	2 Jul 1954
			Lyle S. Garlock	23 Aug 1954	15 Oct 1961
			Neil E. Harlan	21 Dec 1961	Present
<u>SECRETARY OF THE USAF</u>			b/ This functional area became Assistant Secretary (Financial Management) and Assistant Secretary (Manpower, Personnel and Reserve Forces).		
Stuart Symington	18 Sep 1947	24 Apr 1950	<u>ASSISTANT SECRETARY, MATERIAL</u>		
Thomas K. Finletter	24 Apr 1950	19 Jan 1953	Cornelius V. Whitney	26 Sep 1947	11 Apr 1949
Harold E. Talbott *	4 Feb 1953	1 Aug 1955	Harold C. Stuart	17 Oct 1949	24 May 1951
Donald A. Quarles *	15 Aug 1955	1 May 1957	Roswell L. Gilpatric	28 May 1951	18 Oct 1951
James H. Douglas	1 May 1957	10 Dec 1959	Edwin V. Huggins	29 Nov 1951	13 Feb 1953
Dudley C. Sharp	11 Dec 1959	20 Jan 1961			
Eugene M. Zuckert	24 Jan 1961	Present			

LEADERS OF THE USAF -- FY 1907 THROUGH FY 1964 (CONTINUED)

XXIII

STATUTORY APPOINTEES AND ASSISTANTS	OFFICE TENURE		STATUTORY APPOINTEES AND ASSISTANTS	OFFICE TENURE	
	Sworn in	Termination		Sworn in	Termination
<u>ASSISTANT SECRETARY, MATERIAL (Continued)</u>			<u>DEPUTY CHIEF OF STAFF, OPERATIONS e/</u>		
Roger Lewis	3 Apr 1953	30 Sep 1955	Lt General Lauris Norstad . . .	10 Oct 1947	1 Mar 1950
Dudley C. Sharp	3 Oct 1955	31 Jan 1959	Lt General Idwal H. Edwards . .	1 Mar 1950	27 Jul 1951
Philip B. Taylor	16 Apr 1959	10 Feb 1961	Lt General Thomas D. White . .	29 Jul 1951	30 Jun 1953
Joseph S. Imirie	17 Apr 1961	Present	Lt General Earle E. Partridge . .	30 Jun 1953	25 Mar 1954
			Lt General Frank F. Everest . .	1 Apr 1954	30 Jun 1957
			Lt General William H. Tunner . .	1 Jul 1957	30 Jun 1958
			Lt General Dean C. Strother . .	1 Jul 1958	31 Oct 1962
			Lt General Gabriel P. Disosway .	1 Nov 1962	Present
<u>ASSISTANT SECRETARY, RESEARCH AND DEVELOPMENT</u>			e/ Reorganized and changed title to DCS/Programs and Requirements, 1 February 1963 - 31 July 1963.		
Trevor Gardner*	1 Mar 1955	11 Feb 1956	<u>DEPUTY CHIEF OF STAFF, PERSONNEL</u>		
Richard E. Horner	20 Feb 1956	31 May 1959	Lt General Idwal H. Edwards . .	10 Oct 1947	1 Mar 1950
Dr. Joseph V. Charyk	10 Jun 1959	27 Jan 1960	Lt General Richard E. Nugent . .	1 Mar 1950	31 Aug 1951
Dr. Courtland D. Perkins	25 Apr 1960	31 Jan 1961	Major General Emery S. Wetzel .	31 Aug 1951	29 Oct 1951
Brockway McMillan	1 Jun 1961	11 Jun 1963	Lt General Laurence S. Kuter . .	29 Oct 1951	14 Apr 1953
			Lt General Emmett O'Donnell, Jr	1 May 1953	31 Jul 1959
			Lt General Truman H. Landon . .	1 Aug 1959	30 Jun 1961
			Lt General Edward J. Timberlake	1 Jul 1961	30 Jun 1962
			Lt General William S. Stone . .	1 Jul 1962	Present
<u>ASSISTANT SECRETARY, MAN- POWER, PERSONNEL AND RESERVE FORCES c/</u>			<u>DEPUTY CHIEF OF STAFF, MATERIAL f/</u>		
David H. Smith	19 Oct 1954	31 Jan 1959	Lt General Howard A. Craig . .	10 Oct 1949	15 Sep 1949
c/ No longer statutory office, became Special Assistant (Manpower, Personnel, and Reserve Forces).			Major General Kenneth B. Wolfe	16 Sep 1949	30 Jun 1951
			Major General Carl A. Brandt* . .	1 Jul 1951	15 Jul 1951
			Lt General Orval R. Cook	16 Jul 1951	31 Mar 1954
			Lt General Bryant L. Boatner . .	1 Apr 1954	9 May 1955
			Lt General Clarence S. Irvine . .	10 May 1955	30 Apr 1959
			Lt General Mark E. Bradley, Jr.	1 May 1959	30 Jun 1962
			Lt General Thomas P. Gerrity . .	1 Jul 1962	Present
<u>SPECIAL ASSISTANT, MAN- POWER, PERSONNEL AND RESERVE FORCES</u>			g/ Changed title DCS/Systems and Logistics effective, 1 July 1962 - present.		
Lewis S. Thompson	13 Mar 1959	31 Jan 1961	<u>DEPUTY CHIEF OF STAFF, DEVELOPMENT g/</u>		
Benjamin W. Fridge	19 Jun 1961	Present	Major General Gordon P. Saville	23 Jan 1950	2 Jul 1951
			Major General Donald L. Putt . .	2 Jul 1951	13 Nov 1951
			Lt General Laurence C. Craigie	14 Nov 1951	14 Apr 1954
			Lt General Donald L. Putt	15 Apr 1954	30 Jun 1958
			Lt General Roscoe C. Wilson . .	1 Jul 1958	30 Nov 1961
			Lt General James L. Ferguson . .	1 Dec 1961	31 Jan 1963
<u>CHIEF SCIENTIST</u>			g/ Changed title to Research and Development effective, 1 February 1963.		
Dr. Louis N. Ridenour*	11 Sep 1950	31 Aug 1951	<u>DEPUTY CHIEF OF STAFF, PLANS AND PROGRAMS d/</u>		
Dr. David T. Griggs	12 Dec 1952	30 Jun 1953	Lt General John K. Gerhart . .	1 Jul 1957	31 Jul 1962
Dr. Chalmers W. Sherwin	1 Feb 1954	31 Jan 1955	Lt General David A. Burchinal . .	1 Aug 1962	31 Jan 1963
Dr. H. Guyford Stever	1 Feb 1955	31 Jul 1956			
Dr. Courtland D. Perkins	1 Aug 1956	31 Jul 1957			
Dr. George E. Valley	1 Sep 1957	31 Dec 1958			
Dr. Joseph V. Charyk	1 Jan 1959	9 Jul 1959			
Dr. Alexander H. Flax	30 Sep 1959	30 Jun 1961			
Dr. Leonard S. Sheingold	1 Jul 1961	30 Jun 1962			
Dr. Launor F. Carter	1 Jul 1962	30 Jun 1963			
Dr. Robert W. Buchkeim	1 Jul 1963	30 Jun 1964			
<u>DEPUTY CHIEF OF STAFF, PLANS AND PROGRAMS d/</u>					
Lt General John K. Gerhart . .	1 Jul 1957	31 Jul 1962			
Lt General David A. Burchinal . .	1 Aug 1962	31 Jan 1963			
d/ Changed to DCS/Plans and Operations, 1 February 1963.					

LEADERS OF THE USAF - FY 1907 THROUGH FY 1964 (CONTINUED)

STATUTORY APPOINTEES AND ASSISTANTS	OFFICE TENURE		STATUTORY APPOINTEES AND ASSISTANTS	OFFICE TENURE	
	Sworn In	Termination		Sworn In	Termination
<u>JUDGE ADVOCATE GENERAL</u>			<u>SPECIAL ASSISTANT (INTELLIGENCE)</u>		
Maj General Reginald C. Harmon	18 Sep 1948	31 Mar 1960	Frederick Ayer, Jr.	30 Mar 1953	11 Dec 1955
Maj General Albert M. Kuhfield	1 Apr 1950	Present	(Consultant Basis)	12 Dec 1955	30 Jun 1960
			1/ Became office of Legislative Liaison.		
<u>SURGEON GENERAL</u>			<u>SPECIAL ASSISTANT (RESEARCH AND DEVELOPMENT)</u> 1/		
Maj General M. C. Grow * . . .	10 Oct 1947	30 Nov 1949	William A. M. Burden *	19 Sep 1950	30 Jun 1952
Maj General Harry G. Armstrong	1 Dec 1949	1 Jul 1954	Trevor Gardner *	10 Feb 1953	28 Feb 1955
Maj General Dan C. Ogle . . .	15 Jul 1954	30 Nov 1958	1/ Became Assistant Secretary (Research and Development).		
Maj General Oliver K. Niess . .	1 Dec 1958	Present			
<u>CHIEF OF CHAPLAINS</u>			<u>SPECIAL ASSISTANT (INSTALLATIONS)</u>		
Maj General Charles I. Carpenter	26 Dec 1945	20 Aug 1958	John M. Ferry	3 Jun 1953	31 Jan 1961
Maj General Terence P. Finnegan	21 Aug 1958	31 Aug 1962	Alan I. McCone	13 Feb 1961	Present
Maj General Robert P. Taylor . .	1 Sep 1962	Present			
<u>COMPTROLLER</u>			<u>SPECIAL ASSISTANT (MANPOWER PERSONNEL AND RESERVE FORCES)</u>		
Lt General Edwin W. Rawlings . .	15 Nov 1946	27 Jul 1951	Lewis S. Thompson	13 Mar 1959	31 Jan 1961
Lt General Charles B. Stone III	28 Jul 1951	14 Dec 1955	Benjamin W. Fridge	19 Jun 1961	Present
Lt General Manuel J. Asencio . .	15 Dec 1955	31 Jan 1960			
Lt General William D. Eckert . .	1 Feb 1960	31 Mar 1961			
Maj General Frank A. Bogart(Actg)	1 Apr 1961	18 May 1961			
Lt General Frank A. Bogart . . .	19 May 1961	Present			
<u>INSPECTOR GENERAL</u>			<u>MILITARY ASSISTANT</u>		
Maj General Hugh J. Knerr . . .	2 Jan 1948	16 Sep 1949	Maj General Glen W. Martin . .	26 Jan 1961	24 Jul 1962
Lt General Howard A. Craig . . .	16 Sep 1949	30 Jul 1952	Colonel Robert W. Shick . . .	2 Jul 1962	2 Jun 1964
Lt General Bryant L. Boatner . .	31 Jul 1952	31 Mar 1954	Colonel William V. McBride . .	3 Jun 1964	Present
Lt General Truman H. Landon . .	1 Apr 1954	20 Jun 1956	<u>DEPUTY FOR REQUIREMENTS REVIEW</u>		
Lt General Elmer J. Rogers, Jr.	21 Jun 1956	1 Feb 1960	Hyde Gillette	2 Aug 1956	18 Feb 1957
Lt General Joseph F. Carroll . .	2 Feb 1960	30 Sep 1961	Philip F. Hilbert	25 Mar 1957	Present
Lt General William H. Blanchard	1 Oct 1961	31 Jul 1963			
Lt General John D. Ryan	1 Aug 1963	Present	<u>ADMINISTRATIVE ASSISTANT</u>		
<u>ASSISTANT SECRETARY (CIVIL MILITARY DIPLOMATIC) h/</u>			John J. McLaughlin	27 Sep 1947	16 Feb 1964
Cornelius V. Whitney	26 Sep 1947	11 Apr 1949	John A. Lang, Jr.	17 Feb 1964	Present
h/ Redesignated as Civil Affairs October 1949.			<u>GENERAL COUNSEL</u>		
<u>ASSISTANT SECRETARY (CIVIL AFFAIRS)</u>			Brackley Shaw	21 Sep 1947	15 Dec 1949
Harold C. Stuart	28 Oct 1949	25 May 1951	William T. Thurmond	Jan 1950	Jun 1950
<u>SPECIAL ASSISTANT (PUBLIC AFFAIRS)</u>			James T. Hill	31 Jul 1950	4 Jul 1952
Edward R. Trapnell	21 Mar 1961	Present	John A. Johnson	31 Aug 1952	19 Oct 1958
			Max Golden	20 Oct 1958	21 Dec 1962
			Gerritt W. Wesselink	1 Jan 1963	Present
			<u>DIRECTOR OF LEGISLATIVE LIAISON</u>		
			Brig General Ralph Stearley . .	15 Jan 1948	30 Jun 1948
			Maj General Thomas D. White . .	1 Jul 1948	7 May 1950
			Maj General William E. Hall . . .	8 May 1950	11 Jan 1951

STATUTORY APPOINTEES AND ASSISTANTS	OFFICE TENURE		STATUTORY APPOINTEES AND ASSISTANTS	OFFICE TENURE	
	Entered On Duty	Termination		Sworn in	Termination
<u>DIRECTOR OF LEGISLATIVE LIAISON (Continued)</u>			<u>TACTICAL AIR COMMAND (TAC) (Continued)</u>		
Maj General Robert E. L. Eaton ^{k/}	2 Jan 1951	15 Sep 1953	General Walter C. Sweeney, Jr.	1 Oct 1961	Present
Maj General Joe W. Kelly ^{k/}	16 Aug 1953	25 Jul 1958			
Maj General William P. Fisher ^{k/}	28 Jun 1958	11 Sep 1959			
Maj General Thomas C. Musgrave ^{k/}	2 Sep 1959	30 Jun 1962			
Maj Gen Perry M. Hoisington II	1 Jul 1962	Present	<u>AIR TRAINING COMMAND (ATC)</u>		
^{k/} The above overlap of two incumbents in one position results from early entrance on duty of officer for orientation.			Lt General John K. Cannon * . . .	Apr 1946	15 Oct 1948
			Lt General Robert W. Harper . . .	15 Oct 1948	30 Jun 1954
			Maj General Glenn O. Barcus . . .	1 Jul 1954	25 Jul 1954
			Lt General Charles T. Myers . . .	26 Jul 1954	31 Jul 1958
			Lt General Frederic H. Smith Jr	1 Aug 1958	31 Jul 1959
			Lt General James E. Briggs . . .	1 Aug 1959	31 Jul 1963
			Lt General Robert W. Burns . . .	1 Aug 1963	Present
<u>DIRECTOR OF INFORMATION 1/</u>			<u>AIR RESEARCH AND DEVELOP- MENT COMMAND (ARDC) m/</u>		
Stephen F. Leo	22 Sep 1947	28 Apr 1950	Maj General David M. Schlatter	1 Feb 1950	24 Jun 1951
Brig General Sory Smith . . .	18 May 1950	30 Jun 1954	Lt General Earle E. Partridge	24 Jun 1951	20 Jun 1953
Brig General Brooke E. Allen . .	1 Jul 1954	31 Mar 1955	Lt General Donald L. Putt . . .	30 Jun 1953	14 Apr 1954
Brig General Robert Scott . . .	1 Apr 1955	19 Aug 1956	Lt General Thomas S. Power . . .	15 Apr 1954	30 Jun 1957
Brig General Andrew J. Kinney . .	20 Aug 1956	30 Apr 1957	Maj General John W. Sessums Jr.	1 Jul 1957	31 Jul 1957
Maj General Arno H. Luehman . .	1 May 1957	23 Jun 1962	Lt General Samuel E. Anderson . .	1 Aug 1957	9 Mar 1959
Maj General William K. Martin . .	24 Jun 1962	Present	Maj General John W. Sessums Jr.	10 Mar 1959	23 Apr 1959
^{1/} Information Services functions transferred to Air Staff, 9 May 1950. Returned to SAF, 8 Feb 1952.			General Bernard A. Schriever . .	25 Apr 1959	Present
<u>DIRECTOR OF SPACE SYSTEMS</u>			^{m/} Changed to Air Force Systems Command effective, 1 Apr 1961.		
Brig General Richard D. Curtin	31 Aug 1960	30 Jun 1962	<u>AIR MATERIEL COMMAND (AMC) n/</u>		
Colonel John L. Martin, Jr. . . .	1 Jul 1962	Present	General Joseph T. McNarney . . .	1 Oct 1947	1 Sep 1949
<u>STRATEGIC AIR COMMAND (SAC)</u>			Lt General Benjamin W. Chidlaw . .	1 Sep 1949	24 Jul 1951
<u>SWORN IN</u>			General Edwin W. Rawlings	28 Jul 1951	28 Feb 1959
General George C. Kenney	21 Apr 1946	15 Oct 1948	General Samuel E. Anderson	10 Mar 1959	31 Jul 1961
General Curtis E. LeMay	16 Oct 1948	30 Jun 1957	General William F. McKee	1 Aug 1961	30 Jun 1962
General Thomas S. Power	1 Jul 1957	Present	General Mark E. Bradley, Jr. . . .	1 Jul 1962	Present
<u>AIR DEFENSE COMMAND (ADC)</u>			^{n/} Changed to Air Force Logistic Command effective, 1 Apr 1961.		
<u>SWORN IN</u>			<u>MILITARY AIR TRANSPORT SERVICE (MATS)</u>		
Lt Gen George E. Stratemeyer . .	Mar 1946	Apr 1949	Lt General Laurence S. Kuter	1 Jun 1948	28 Oct 1951
Maj General Gordon P. Saville	Sep 1949	Dec 1950	Lt General Joseph Smith	15 Nov 1951	30 Jun 1958
Lt General Ennis C. Whitehead	1 Jan 1951	31 Jul 1951	Lt General William H. Turner . . .	1 Jul 1958	31 May 1960
General Benjamin W. Chidlaw . .	1 Aug 1951	31 May 1955	General Joe W. Kelly, Jr.	1 Jun 1960	Present
Maj General Frederic H. Smith Jr	1 Jun 1955	19 Jul 1955	<u>CONTINENTAL AIR COMMAND (CONAC)</u>		
General Earle E. Partridge . . .	20 Jul 1955	16 Sep 1956	Lt General Ennis C. Whitehead . .	5 Apr 1949	1 Jan 1951
Lt General Joseph H. Atkinson	17 Sep 1956	28 Feb 1961			
Lt General Robert M. Lee	1 Mar 1961	31 Jul 1963			
Lt General Herbert B. Thatcher	1 Aug 1963	Present			
<u>TACTICAL AIR COMMAND (TAC)</u>					
<u>SWORN IN</u>					
Lt General E. R. Quesada	21 Mar 1946	23 Nov 1948			
Maj General Robert M. Lee	24 Dec 1948	20 Jun 1950			
Maj General Glenn O. Barcus . . .	17 Jul 1950	25 Jan 1951			
General John K. Cannon *	25 Jan 1951	31 Mar 1954			
General O. P. Weyland	1 Apr 1954	31 Jul 1959			
General Frank F. Everest	1 Aug 1959	30 Sep 1961			

LEADERS OF THE USAF - FY 1907 THROUGH FY 1964 (CONTINUED)

STATUTORY APPOINTEES AND ASSISTANTS	OFFICE		STATUTORY APPOINTEES AND ASSISTANTS	OFFICE	
	Sworn in	Termination		Sworn in	Termination
<u>CONTINENTAL AIR COMMAND</u> (CONAC) (Continued)			<u>CARIBBEAN AIR COMMAND</u> (CAIRC)		
Maj General Willis H. Hale * . .	1 Jan 1951	18 Feb 1952	Maj General Truman H. Landon . .	Aug 1956	Jul 1959
Lt General Leon W. Johnson . . .	18 Feb 1952	14 Dec 1955	Maj Gen Leland S. Stranathan . .	Aug 1959	13 Sep 1963
Lt General Charles B. Stone III	15 Dec 1955	30 Jun 1957	Maj Gen Robert A. Breitweizer	14 Sep 1963	
Lt General William E. Hall . . .	1 Jul 1957	30 Sep 1961	o/ Redesignated US Southern		
Lt General Gordon A. Blake . . .	1 Oct 1961	30 Jun 1962	Command, 8 July 1963.		
Lt General Edward J. Timberlake	1 Jul 1962	Present			
<u>AIR UNIVERSITY (AU)</u>			<u>US AIR FORCES IN EUROPE</u> (USAFE)		
Maj General Muir S. Fairchild *	15 Mar 1946	17 May 1948	Lt General John K. Cannon * . . .	Oct 1948	Jan 1951
Maj General Ovil A. Anderson	17 May 1948	15 Oct 1948	General Lauris Norstad	Jan 1951	Jul 1953
General George C. Kenney	16 Oct 1948	27 Jul 1951	Lt General William H. Tunner . .	Jul 1953	Jun 1957
Lt General Idwal H. Edwards . . .	28 Jul 1951	28 Feb 1953	General Frank P. Everest	1 Jul 1957	31 Jul 1959
Maj General John DeF. Barker . .	1 Mar 1953	14 Apr 1953	General Frederic H. Smith Jr. . .	1 Aug 1959	30 Jun 1961
Lt General Laurence S. Kuter . . .	15 Apr 1953	31 May 1955	General Truman H. Landon	1 Jul 1961	31 Jul 1963
Maj General Dean C. Strother . .	1 Jun 1955	30 Jun 1958	General Gabriel P. Disosway	1 Aug 1963	Present
Lt General Walter E. Todd	15 Jul 1958	31 Jul 1961			
Lt General Troup Miller, Jr. . . .	1 Aug 1961	31 Jul 1964	<u>PACIFIC AIR FORCES (PACAF)</u>		
Lt General Ralph P. Swofford Jr	1 Aug 1964	Present	Lt General George E. Stratemeyer	26 Apr 1946	20 May 1951
<u>USAF ACADEMY (USAF A)</u>			Lt General Earle E. Partridge	20 May 1951	9 Jun 1951
Lt General Hubert R. Harmon * . .	14 Aug 1954	31 Jul 1956	General O. P. Weyland	10 Jun 1951	25 Mar 1954
Maj General James E. Briggs . . .	1 Jul 1956	30 Jul 1959	General Earle E. Partridge	26 Mar 1954	31 May 1955
Maj General William S. Stone . . .	1 Aug 1959	30 Jun 1962	General Laurence S. Kuter	1 Jun 1955	30 Jun 1957
Maj General Robert H. Warren . . .	1 Jul 1962	Present	<u>FEAF</u>		
<u>HEADQUARTERS COMMAND</u> (USAF)			Lt General George E. Stratemeyer	26 Apr 1949	20 May 1951
Brig General Morris J. Lee	2 Oct 1950	1 Jun 1952	Lt General Earle E. Partridge	20 May 1951	9 Jun 1951
Brig General Stoyte O. Ross . . .	14 Jun 1952	4 Jul 1956	General O. P. Weyland	10 Jun 1951	25 Mar 1954
Maj General Reuben C. Hood Jr. . .	1 Aug 1956	30 Jun 1959	General Earle E. Partridge	26 Mar 1954	31 May 1955
Maj General Brooke E. Allen	3 Aug 1959	Present	General Laurence S. Kuter	1 Jun 1955	30 Jun 1957
<u>ALASKAN AIR COMMAND (AAC)</u>			<u>PACAF</u>		
Maj Gen Frank A. Armstrong, Jr	20 Feb 1949	9 Jan 1951	General Laurence S. Kuter	1 Jul 1957	31 Jul 1959
Maj General William D. Old	10 Jan 1951	30 Nov 1952	General Emmett O'Donnell, Jr. . .	1 Aug 1959	31 Jul 1963
Maj General George R. Acheson . .	26 Feb 1953	14 Feb 1955	General Jacob E. Smart	1 Aug 1963	Present
Lt General Joseph H. Atkinson . .	24 Feb 1955	16 Jul 1956	Sources: AIR FORCE MAGAZINE; General Officers Branch, Deputy Chief of Staff Personnel; Research and Analysis Division, Administrative Assistant of the Air Force; and Data Management Division, Director of Data Automation, Comptroller of the Air Force		
Lt Gen Frank A. Armstrong, Jr.	17 Jul 1956	24 Oct 1956			
Maj General James H. Davies	24 Oct 1956	27 Jun 1957			
Lt Gen Frank A. Armstrong, Jr.	27 Jun 1957	31 Aug 1957			
Brig General Kenneth H. Gibson	1 Sep 1957	24 Aug 1958			
Maj Gen Conrad F. Necrason	14 Aug 1958	30 Jun 1961			
Maj General Wendell W. Bowman	1 Aug 1961	21 Aug 1963			
Maj General James C. Jensen	22 Aug 1963	Present			
<u>CARIBBEAN AIR COMMAND</u> (CAIRC) O/					
Brig General Emil C. Kiel	Nov 1950	Jul 1953			
Maj General Reuben C. Hood, Jr.	Aug 1953	Jul 1956			

1871

1872

1873

USAF ACTIVE MAJO

BY "OPERATING COMMAND" &

30 JUNE



Prepared by:
 BASES and UNITS DIVISION
 DIR. AEROSPACE PROGRAMS
 AFODC, HQ. USAF

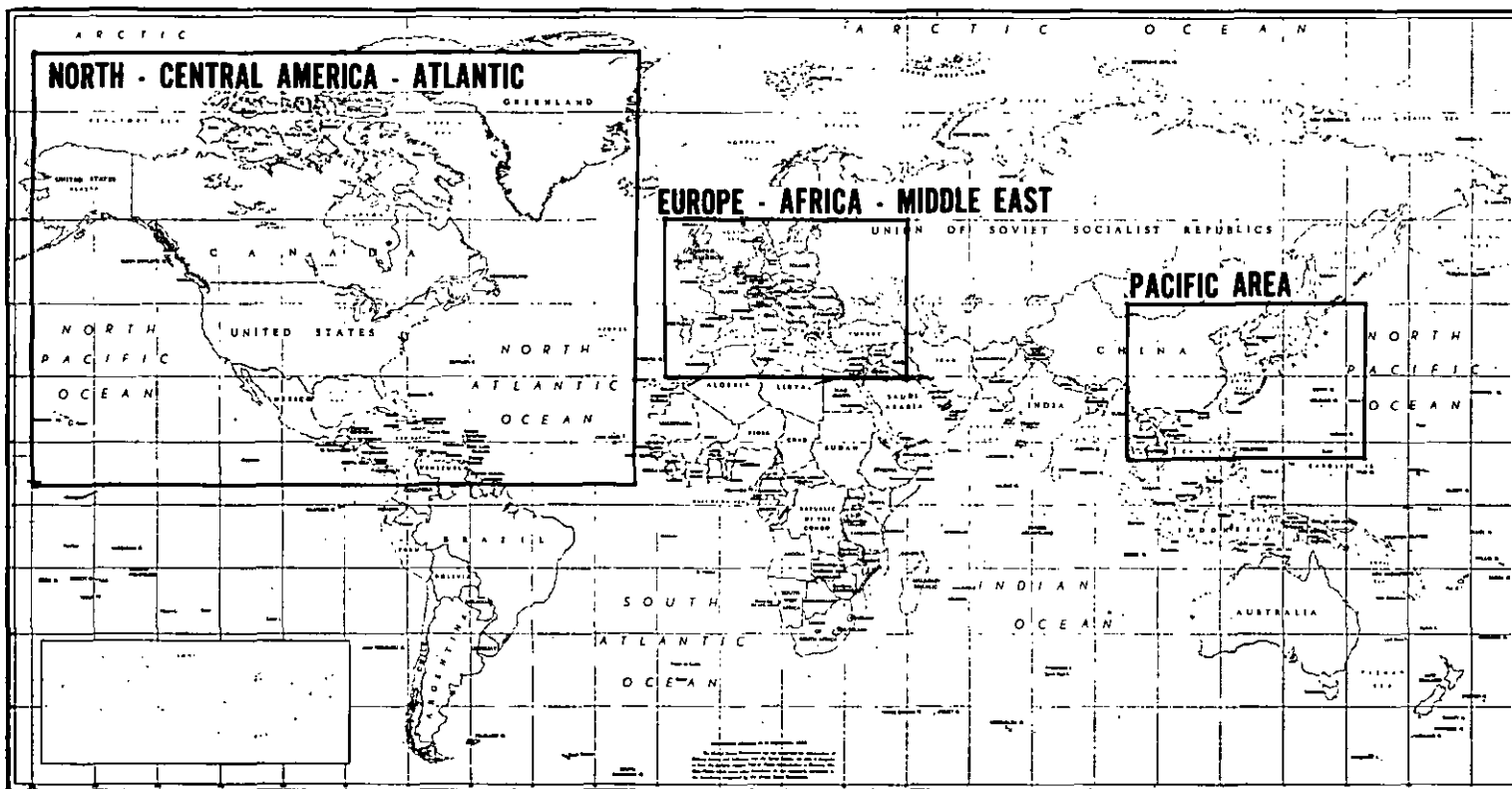
0 100
 STATUTE MILES

USAF MAJOR INSTALLATIONS OUTSIDE CONTINENTAL U. S.

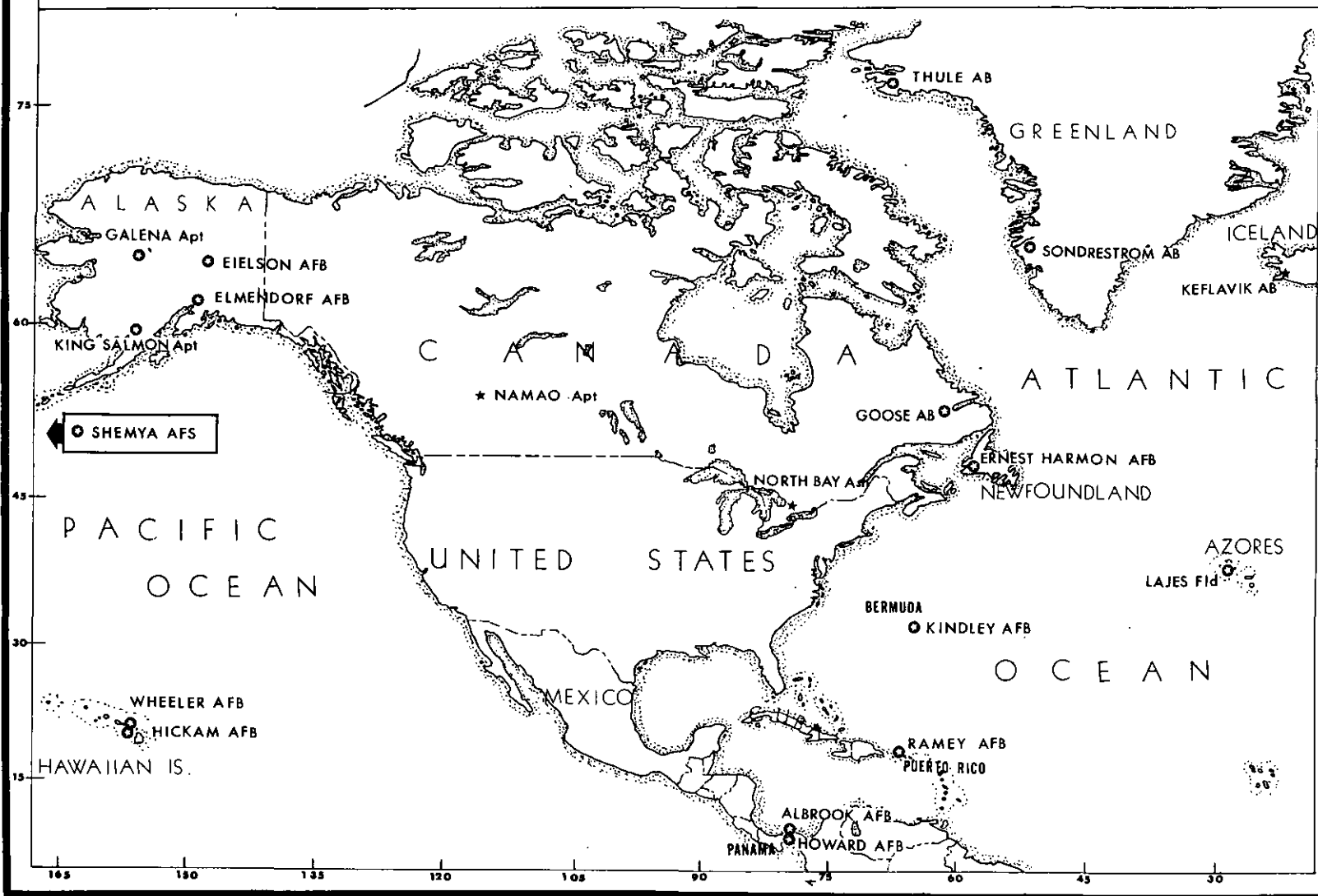
AS OF 30 JUNE 1964

LEGEND: ○ USAF ACTIVE MAJOR INSTALLATIONS ★ USAF DOB OR MAJOR ACTIVITY

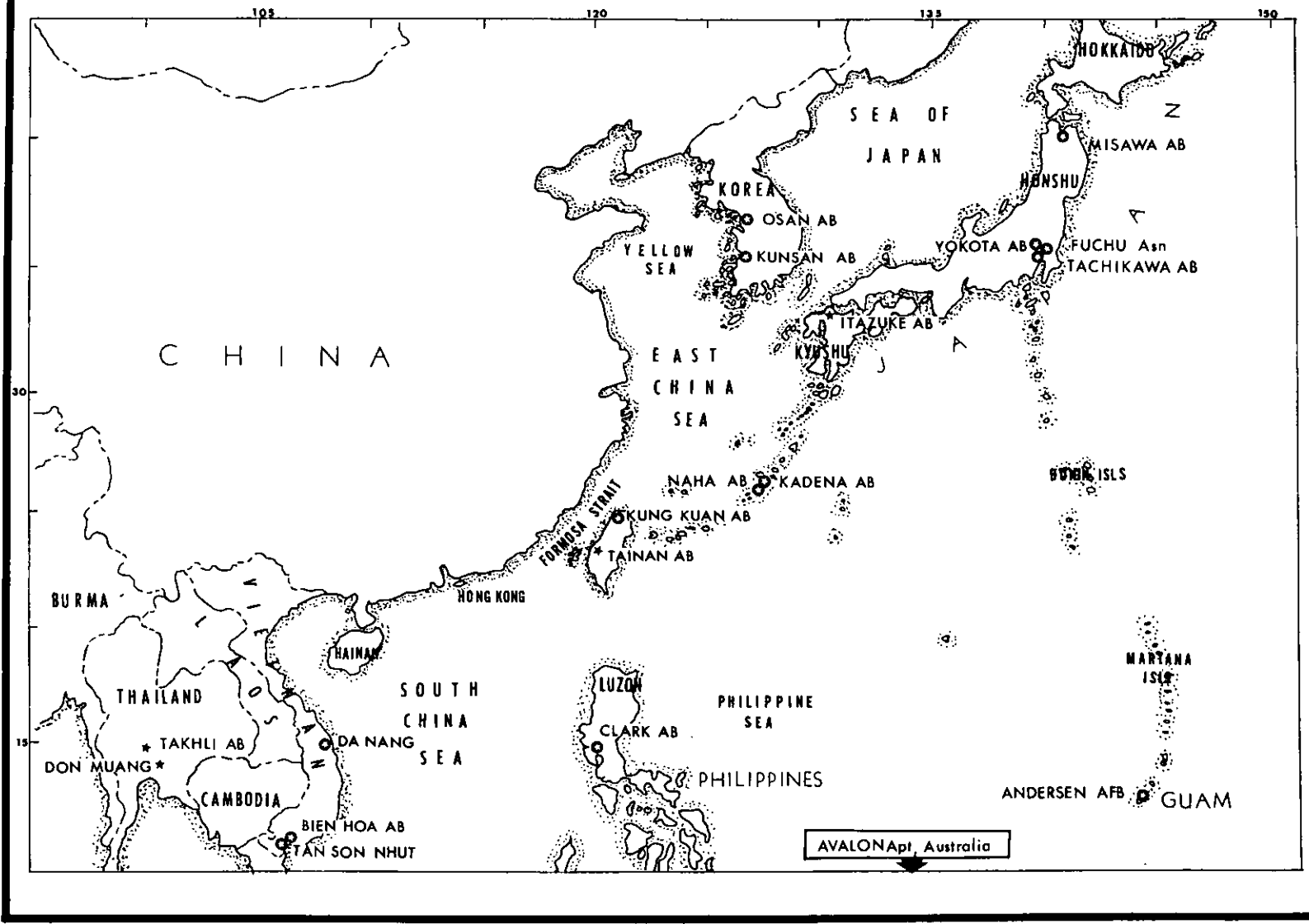
Prepared by: BASES & UNITS DIVISION, DIRECTORATE OF AEROSPACE PROGRAMS, AFODC, HQs. USAF



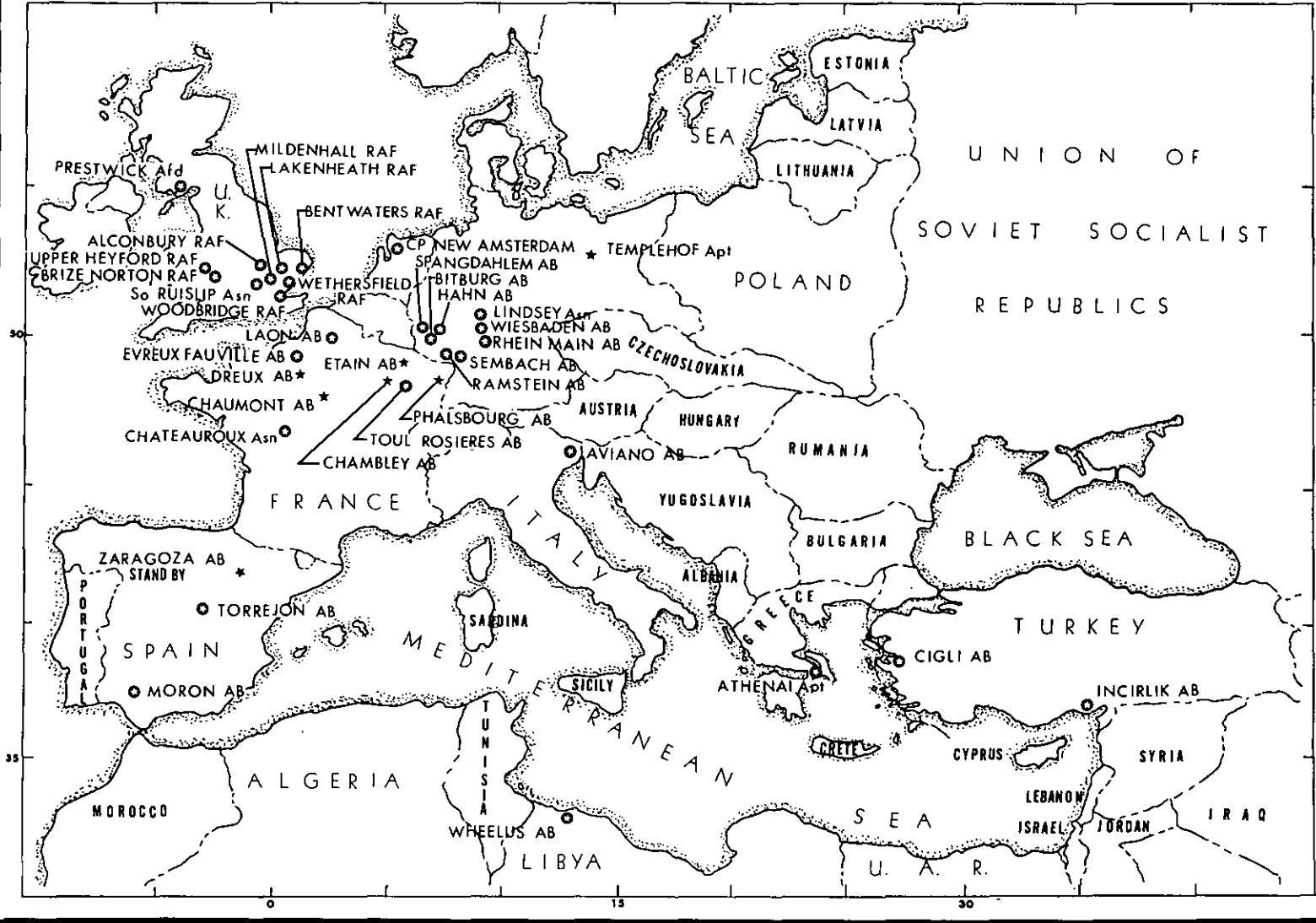
NORTH - CENTRAL AMERICA - ATLANTIC



PACIFIC AREA



EUROPE - AFRICA - MIDDLE EAST



(Letters in parentheses indicate classification of items as follows: (C) CONFIDENTIAL and (S) SECRET. See pages XLV and XLVI for classified events)

1 JULY 1963

Dr. Robert W. Buchheim succeeded Dr. Launor F. Carter as Chief Scientist of the Air Force.

The Armed Forces Air Intelligence Training Center was activated at Lowry AFB, Colorado, under the jurisdiction of Air Training Command (ATC). ATC became responsible for providing all DOD air intelligence training, including related photographic interpretation and radar analysis.

In a reorganization move to strengthen Civil Reserve Air Fleet (CRAF) effectiveness, the Atlantic and Pacific Operation Boards were terminated and a CRAF Airlift Scheduling Center was established to operate in conjunction with the Military Air Transport Service Command Post (MATSP) and control the CRAF aircraft in a general emergency situation.

The North Atlantic Treaty Organization (NATO) Status of Forces Agreement became effective for NATO forces stationed in the Federal Republic of Germany with the result that U. S. military personnel in Germany were subject to German Law for the first time since World War II.

Aeronautical Research Laboratories at Wright-Patterson Air Force Base, Ohio, were redesignated Aerospace Research Laboratories.

2 JULY 1963

Operation HARD SURFACE, a U.S. show of force in the Middle East, was begun with CINCSTRIKE's initial deployment of eight F-100, four RF-101, and six KB-50 aircraft to Saudi Arabia. Redeployment to the United States got underway on 31 January 1964.

3 JULY 1963

USAF's first complete Minuteman missile wing was declared operational at Malmstrom AFB, Montana, with 150 missiles in underground silos spread over 17,000 square miles in central Montana.

8 JULY 1963

Dr. Alexander H. Flax assumed the position of Assistant Secretary of the Air Force (Research and Development) succeeding Dr. Brockway McMillan who became Undersecretary of the Air Force.

The Caribbean Air Command (CAIRC) underwent a major reorganization because of increased mission responsibilities in Latin America and was redesignated the United States Air Forces Southern Command (USAFS).

11 July 1963 (See page XLV for this classified event).

13 JULY 1963

Air Force Communications Service (AFCS) participated in a mock national communication "wipe-out" designed to establish and maintain a communication capability for functioning in the event of an outbreak of actual war. The exercise ended on 27 July.

15 JULY 1963

The 366th Tactical Fighter Wing deployed from USAFE (France) to Holloman AFB, New Mexico accomplishing the largest east to west trans-Atlantic flight of single-engine aircraft in USAF history.

18 JULY 1963

The 2nd Advanced Range Instrumentation Ship (ARIS) was dedicated and named the USAFS General Hoyt S. Vandenberg.

19 JULY 1963

MATSP C-135 jet transports deployed an Army battle group of 1,433 troops and 20 tons of cargo from Forbes AFB, Kansas to Rhein-Main AB, Germany in Exercise LONG THRUST VIII, a NATO-sponsored strategic mobility test. The deployment was concluded on 22 July.

CHRONOLOGY OF UNITED STATES AIR FORCE MAJOR EVENTS - FY 1964 (CONTINUED)

20 JULY 1963

During the solar eclipse, USAF, NASA, and Canadian scientists joined in Operation PROBE HIGH, an extensive study of the upper atmosphere at OAR's Churchill Research Range, Fort Churchill, Manitoba, Canada. Eight rockets, three of them in the air at the same time, were fired both during and after the eclipse in the conduct of various experiments.

The solid-propellant rocket motor for TITAN III was test-fired for the first time at United Technology Center, burning for about two minutes and producing more than a million pounds of thrust. Two such motors will be used in the first stage of the TITAN III.

23 JULY 1963

The first X-19 VTOL (Vertical Takeoff and Landing) aircraft was rolled out. The X-19, which made its first hovering flight in November, is a tri-service project under USAF management.

25 JULY 1963

The USAF Military Personnel Center, located at Randolph AFB, Texas, became operational after Phases I and II of the relocation of the Directorate of Military Personnel, DCS/Personnel, Hq USAF, were completed. Transfer of the entire directorate is scheduled for completion in the summer of 1965.

27 JULY 1963

MATS flew 20 tons of medical and Red Cross supplies from Andrews AFB, Maryland to Belgrade, Yugoslavia, and USAFE transported 275 Army medical personnel and their 532,000 pounds of equipment to aid the earthquake victims of Skopje.

30 JULY 1963

The first launch of a new-configuration SLV-1B (Scout) vehicle, which carried a 52-pound payload to an altitude of 7, 485 nautical miles, was successfully accomplished.

1 AUGUST 1963

Lieutenant General John D. Ryan succeeded Lieutenant General William Blanchard as the Inspector General, USAF. General Blanchard replaced Lieutenant General Gabriel P. Disosway as deputy Chief of Staff, Programs and Requirements, and General Disosway became Commander-in-Chief, United States Air Forces in Europe (USAFE), replacing General Truman H. Landon who retired.

Lieutenant General Robert W. Burns assumed command of Air Training Command, succeeding Lieutenant General James E. Briggs who retired.

Lieutenant General Herbert B. Thatcher assumed command of Air Defense Command (ADC), succeeding Lieutenant General Robert M. Lee. General Lee became Air Deputy to the Supreme Allied Commander for Europe.

General Jacob E. Smart assumed command of Pacific Air Forces (PACAF) replacing General Emmett O'Donnell, Jr., who retired.

The Air Force Systems Command transferred executive management responsibility for the TITAN I to Air Force Logistics Command (AFLC).

13 AUGUST 1963

Effective with the November 1963 input, Headquarters USAF directed the end of Project SHORT SPURT, the airman overseas rotational program.

14 AUGUST 1963

The first military test flight of the Northrop F-5A multi-purpose fighter aircraft was made.

15 AUGUST 1963

Major General James C. Jensen succeeded Major General Wendell W. Bowman as Commander, Alaskan Air Command. General Bowman became Deputy Commander, Air Force Communications Service (AFCS).

16 AUGUST 1963

The Air Force and Canada announced an agreement to equip Bomarc units in Canada with U. S. nuclear warheads. Canada also granted permission for the United States to store nuclear warheads for its interceptors stationed at Harmon and Goose Bay Air Force Bases.

SWIFT STRIKE III, the largest air-ground joint exercise since World War II, ended in the Carolinas. MATS airlifted 35,798 troops and 38,052 tons of equipment flying almost 26,000 hours to accomplish 2,620 missions.

19 AUGUST 1963 (See page XLV for this classified event)22 AUGUST 1963

NASA test pilot Joe Walker made a record flight in the X-15 to more than 354,000 feet (67 miles), completing the planned altitude buildup.

President Kennedy unveiled, by remote control from the White House, the first USAF C-141A Starlifter jet transport at Marietta, Georgia. The 550-mph aircraft promises to be the fastest, most efficient, and flexible airlift system in the world.

29 AUGUST 1963

The Indian Airlift, begun in November 1962, was concluded. Support of the Indian Army totaled approximately 24,299 tons of cargo and 18,606 passengers airlifted to forward mountain areas. USAF C-130's amassed almost 9,000 hours flight time during the operation.

30 AUGUST 1963

Rome Air Development Center's (RADC) Floyd Passive Satellite Research Facility for work in tracking, acquisition, and communication relays was formally opened.

SEPTEMBER 1963

The 440th Troop Carrier Wing at Mitchel Field, Wisconsin, was named winner of the Air Force Association's "Outstanding Air Force Reserve Flying Wing" award for 1963.

2 SEPTEMBER 1963

Satellite flash triangulation began on schedule, using the ANNA satellite. Cameras were on site and data was transmitted daily to Air Photographic and Chart Service Control Center. Plates forwarded to Aeronautical Chart and Information Center (ACIC) showed some successful simultaneous observations.

3 SEPTEMBER 1963

General Mark E. Bradley, Jr., Air Force Logistics Command (AFLC) Commander, announced the establishment of Project Gold Rush as a part of the Department of Defense (DOD) cost reduction program. By the end of Fiscal Year 1964, savings totaled approximately \$600 million.

5 SEPTEMBER 1963

Colonel John G. Eriksen assumed command of the Aeronautical Chart and Information Center, succeeding Colonel George H. Chase who reverted to the position of Deputy Commander.

6-27 SEPTEMBER 1963

Warfare Systems School conducted an extensive briefing tour for military units in Europe. Seven WSS faculty

CHRONOLOGY OF UNITED STATES AIR FORCE MAJOR EVENTS - FY 1964 (CONTINUED)

members briefed the RAF College of Air Warfare, RAF Technical College, and Navy Europe Command and Staff, in England; USAF Europe Commander-in-Chief and Staff, USA Europe Staff, and USA Schools, Europe, in Germany; and European Command Staff in France.

11 SEPTEMBER 1963

Major General Robert A. Breitweiser assumed command of the United States Air Forces Southern Command at Albrook AFB, Canal Zone.

18 SEPTEMBER 1963

The first 1,140-pound ASSET (Aerothermodynamic and elastic Structural Systems Environmental Test) vehicle was successfully launched from Cape Canaveral, reaching an altitude of 201,000 feet and a velocity of 16,106 feet per second. This flight accomplished a successful first test in space of an Air Force-developed protective coating system for refractory metals.

28 SEPTEMBER 1963

The first US satellite to employ an all-nuclear power source--SNAP-9A--for transmission of signals was launched from Vandenberg AFB, California.

SEPTEMBER 1963

The Airborne Long Range Input Program (ALRI) became fully operational, providing a low-level airborne radar extension of the SAGE system.

2 OCTOBER 1963

An Air Force Missile Test Center C-130 aircraft successfully completed the first aerial recovery of a missile data capsule from a ship, the USAFS H. H. Arnold.

9 OCTOBER 1963

The Frank J. Sellar Research Laboratory was dedicated at the US Air Force Academy (USFA). Devoted to basic research, the laboratory's prime activities will be in chemistry and aerospace mechanics.

10 OCTOBER 1963

President Kennedy presented the Robert J. Collier Trophy of the National Aeronautics Association and Look Magazine to the seven original astronauts for pioneering manned space flight for the United States.

16 OCTOBER 1963

A three-man SAC crew made the longest supersonic flight in history flying nonstop 8,028 miles from Tokyo, Japan to London, England in a record 8 hours and 35 minutes, averaging 938 miles per hour.

Two identical nuclear detection satellites were launched into nearly circular polar orbit to provide data on the operation of nuclear test detection sensors in space and information on the natural radiation environment in which they will have to function. Each spacecraft weighed about 500 pounds and contained 14,000 solar cells and 40,000 electronic components.

21 OCTOBER 1963

PACAF and MATS participated in SKY SOLDIER/TIEN BING IV, annual joint airborne defense exercise with the Republic of China. American and Chinese aircraft flew offensive and defensive air operations and accomplished mass air-drops of troops and heavy equipment.

24 OCTOBER 1963

In BIG LIFT I, the 2nd Armored Division with supporting units and a Composite Air Strike Force were deployed from the United States to Central Europe. In 63 hours and 5 minutes, 206 MATS aircraft flew 236 missions to transfer 444.2 tons of combat equipment, 15,377 Army personnel, and 387 TAC support personnel from Texas and the East Coast

XXXVIII CHRONOLOGY OF UNITED STATES AIR FORCE MAJOR EVENTS - FY 1964 (CONTINUED)

to West Germany and France. The airlift portion of the exercise lasted from 22 to 24 October.

25 OCTOBER 1963

The Air Force accepted the first TITAN II launch vehicle for the Gemini program.

31 OCTOBER 1963 (See page XLV for classified event)

OCTOBER 1963

The 18th Tactical Fighter Wing, Okinawa, received congratulations from General LeMay, Air Force Chief of Staff, for its record conversion from F-100 to F-105 aircraft under combat status conditions and passing the Operational Readiness Inspection on the first test. This was the first F-105 unit in the Air Force to accomplish this feat.

1 NOVEMBER 1963

The Arecibo radio-radar telescope--the most powerful instrument in the world for ionospheric research--was dedicated at Arecibo, Puerto Rico. The dedication culminated a four-year, \$9 million effort by the Air Force Cambridge Research Laboratories, Cornell University, the Advanced Research Projects Agency, and the Army Corps of Engineers.

A Grumman HU-16 and crew from the 48th Air Rescue Squadron, Eglin AFB, Florida recovered a piggy-back cassette from a TITAN II rocket, fired 5,000 miles downrange from Cape Canaveral, and delivered it to Patrick AFB, Florida 5 hours and 26 minutes after the TITAN II launch. This was the first such recovery from a TITAN II firing.

The Tactical Air Warfare Center (TAWC) was established at Eglin AFB, Florida under TAC for the purpose of developing and testing close support tactics and equipment. Brigadier General Gilbert L. Meyers was designated as commander of the center.

16 NOVEMBER 1963 (See page XLV for this classified event).

18 NOVEMBER 1963

Using three C-130E's, Western Transport Air Forces (WESTAF) 86th Air Transport Squadron performed the first MATS Marine airdrop mission, dropping A-22 containers, heavy platforms, and two night personnel.

20 NOVEMBER 1963

DOD announced several changes in the management of ballistic missile and space test ranges including the establishment of a central authority within the Air Force to coordinate planning of the ICBM and space vehicle launching and tracking activities, and the transfer of the Pacific Missile Range to the Air Force, as well as the responsibility for on-orbit control of all military satellites.

The USAFE Procurement Center-Germany was selected as the outstanding overseas base procurement activity for Fiscal Year 1963. (U)

The first F4-C, SN 63-7415, arrived at MacDill AFB, Florida for TAC.

22 NOVEMBER 1963

Following the announcement of President Kennedy's assassination and the swearing-in of President Johnson, Headquarters Command, which is responsible for the Presidential aircraft, prepared for the President's return, provided security guards for the new President, and honor guards for the late President. This was the first time the Presidential oath was ever administered in an aircraft.

25 NOVEMBER 1963 (See page XLV for this classified event).

27 NOVEMBER 1963

The first successful test of an ATLAS-CENTAUR placed the upper stage in orbit.

CHRONOLOGY OF UNITED STATES AIR FORCE MAJOR EVENTS - FY 1964 (CONTINUED)

XXXIX

Operation America was carried out by USAFSSO in conjunction with AFSSTRIKE and designated Latin American forces on 27 and 28 November.

28 NOVEMBER 1963

President Johnson, in a Thanksgiving Day message to the country, announced the redesignation of Station No. 1 AMR and the Launch Operations Center, National Aeronautical and Space Administration (NASA), as the John F. Kennedy Space Center and of Cape Canaveral as Cape Kennedy.

29 NOVEMBER 1963

Mr. Robert H. Charles was sworn in as Assistant Secretary of the Air Force (Materiel) succeeding Mr. Joseph S. Imirie who retired 1 October 1963.

1 DECEMBER 1963

Major General Richard L. Bohannon succeeded Major General Oliver K. Niess as Surgeon General of the Air Force. General Niess retired.

3 DECEMBER 1963

The Electronic Systems Division's System Design Laboratory, to serve as a test bed for simulating systems operations under actual operating conditions, was dedicated.

5 DECEMBER 1963

Air Force pilot, Major Robert A. Rushworth, reached the speed of Mach 6.06 in the X-15 research aircraft.

7 DECEMBER 1963

The first F-105F, two-seat training model, was delivered to TAC.

10 DECEMBER 1963

DOD assigned responsibility for the development of the near-earth Manned Orbital Laboratory (MOL) to the Air Force and terminated the X-20 DYNA-SOAR project. The MOL program was conceived as consisting of an orbiting pressurized cylinder approximately the size of a small house trailer, serving as a vehicle to study the military usefulness of man in space.

13 DECEMBER 1963 (See page XLV for this classified event).

14 DECEMBER 1963 (See page XLV for this classified event).

16 DECEMBER 1963

The 347th Troop Carrier Squadron established a new airlift record: 190,200 pounds payload, 8 personnel carriers, and 71 personnel carried from Fort Kobbe, Canal Zone to Rio Hata deployment area, Panama in 2 hours and 10 minutes.

The removal from Morocco of United States military personnel and materiel was completed in Project KATY BEE.

17 DECEMBER 1963

The C-141A aircraft made its first flight. Rollout of the jet transport was in August at the Contractor plant.

A fly-by at Kitty Hawk, N. C. was held commemorating 60th anniversary of powered flight.

18 DECEMBER 1963

The first ground firing of the Air Launched Air Recovery Rocket (ALARR) was made.

20 DECEMBER 1963 (See page XLV for this classified event).

21 DECEMBER 1963

The final link was connected to complete the Air Force network of radio relay stations between England and Turkey.

31 DECEMBER 1963

General Curtis E. LeMay, Air Force Chief of Staff, initiated Project ICE (Increased Combat Effectiveness) directing a critical review and analysis of the entire spectrum of Air Force activities with a view toward curtailing or eliminating anything which could not prove itself, from a cost effectiveness standpoint, capable of contributing to increased combat effectiveness.

(See page XLV for this classified event).

Lieutenant General Troup Miller, Jr. retired from his position as Air University Commander. He was succeeded by Lieutenant General Ralph P. Swofford, Jr., who had been serving as Commander, Allied Air Forces, Southern Europe in Naples, Italy.

MATS was awarded the Daedalian Flying Safety Trophy for its low accident rate during Calendar Year 1963 of .81 per 100,000 flying hours. This was the fourth time that MATS has received the award. This command also earned the Tokyo Raiders U.S. Air Force Traffic Safety Award, for motor vehicle safety, and the Major General Clements McMullen Memorial Daedalian Weapon System Maintenance Trophy (1502nd Air Transport Wing) for aircraft maintenance.

JANUARY 1964

The USAF-trained Vietnamese Air Force tactical strike aircraft reached an average monthly combat sortie rate of 1,120. This compares with 900 in May 1963 and 300 in May 1962.

6 JANUARY 1964 (See page XLV for this classified event)

8 JANUARY 1964

USAF contracted for the installation of 17th National Cash Register 390 small computers, at a cost of about \$2,000 a month each. The last of these were installed in May 1964. These computers were being used in the operation of the Accrued Military Pay System (AMPS).

15 JANUARY 1964

The Ballistic Missile Early Warning System (BMEWS) was completed in its programmed form when Site III, Fylingdales Moor, England, became fully operational.

28 JANUARY 1964

A USAF T-39, which strayed across the border of the Soviet Zone of Germany was shot down by Soviet fighters with the loss of the three officers aboard.

30 JANUARY 1964

Exercise POLAR SIEGE, which lasted until 15 February, began with USAF forces participating in the large-scale Army-Air Force-Canadian winter training exercise in Alaska.

31 JANUARY 1964 (See page XLVI for this classified event).

CHRONOLOGY OF UNITED STATES AIR FORCE MAJOR EVENTS -- FY 1964 (CONTINUED)

JANUARY 1964

Construction of an addition to the USAF Radiological Health Laboratory at Wright-Patterson AFB, Ohio was completed, allowing greater capability to detect and evaluate extremely low levels of radioactivity in materials or human beings.

3 FEBRUARY 1964

A joint DOD, Federal Aviation Agency (FAA) and NASA test project designed to sample reactions of the public and structures to sonic boom activity was initiated. USAF-generated sonic booms on the basis of eight booms a day, seven days a week, for a six-month period were planned.

3-7 FEBRUARY 1964

Seventy-two students and 17 faculty members of Air Command and Staff College spent five days with their contemporaries of the Canadian Air Force Staff College at Toronto, Ontario. This visit was a part of Project CANUSA, an annual exercise designed to give U.S. and Canadian officers a greater degree of understanding on common military problems and a better knowledge of each other's service.

24 FEBRUARY 1964

The Assistant Secretary of the Air Force (Materiel) was redesignated the Assistant Secretary of the Air Force (Installations and Logistics). The Special Assistant to the Secretary of the Air Force for Installations was redesignated the Deputy for Installations under the new ASAF (I&L).

Lieutenant General Hewitt T. Wheless succeeded Lieutenant General William H. Blanchard as DCS/Programs and Requirements; General Blanchard succeeded Lieutenant General David A. Burchinal as DCS/Plans and Operations; and General Burchinal became Director of the Joint Staff, JCS.

28 FEBRUARY 1964

Air Force Systems Command (AFSC) placed the \$141,290,000 construction contract for MINUTEMAN WING VI, the largest lump-sum military construction contract ever awarded in the Continental United States.

29 FEBRUARY 1964

The President publicly revealed the existence of the A-11 aircraft, later designated by Secretary of Defense (SOD) as the XF-12 an interceptor aircraft.

FEBRUARY 1964

PACAF officers and airmen participated in the SEATO counterinsurgency exercise, AIR BOON CHOO held in Thailand. The defenders successfully defeated a large simulated guerrilla force invasion of Thailand.

Six PACAF "Thunderchiefs" set an unofficial nonstop distance record for F-105 combat unit flight, flying 4,500 miles from Andersen AFB, Guam to Ohakea Air Station, New Zealand in 7 hours and 45 minutes.

3 MARCH 1964

The President signed into law an increase in the authorized strength of the Air Force and Army service academies from 2,529 to 4,417, the current authorized strength of the Naval Academy. This law also increased the period of obligated active duty of academy graduates from three to five years, beginning with the class of 1968. The number of Air Force Academy graduates will increase approximately 450 per year when the provisions of the law are fully implemented.

4 MARCH 1964

Dr. Gertrude Blanch, Senior Scientist in Applied Mathematics at the Aerospace Research Laboratories, was presented the Federal Woman's Award for her outstanding contributions to the quality and efficiency of the career service of the Federal Government, as well as for personal qualities of leadership, judgment, integrity, and dedication.

7 MARCH 1964 (See page XLVI for this classified event).

XLII **CHRONOLOGY OF UNITED STATES AIR FORCE MAJOR EVENTS - FY 1964 (CONTINUED)**

10 MARCH 1964

One of USAFE's RB-66's became lost, flew over East Germany, and was shot down by Soviet fighters. The crew of three officers survived, and were eventually returned to United States control.

11 MARCH 1964

Project DOORKNOB, a joint effort of FAA, USSOUTHCOM, and USAF to improve air traffic control and air defense in the Panama Canal Zone, was completed, and the long-range radar set operated successfully for the first time.

11-18 MARCH 1964 (See page XLVI for this classified event).

12 MARCH 1964

The first test of Project GAS BAG, to simulate air-blast-induced ground motion from nuclear explosions, was successfully completed.

14 MARCH 1964

Following the destruction by Soviet fighters of two USAFE aircraft over the Soviet Zone of Germany, CINCUSAFE imposed a buffer zone which extended and widened the existing ADIZ along the zonal border. Special procedures for positive control of aircraft in the buffer zone were established in Project WIND DRAFT.

27 MARCH 1964

Following the Alaskan earthquake, USAF aircraft took damage assessment photographs, delivered a 72-bed infirmary and a 100-bed field staging hospital, flew mercy missions, and airlifted needed emergency supplies and equipment. Communication restoration efforts were begun immediately after the quake; CINCAL was able to report the situation to JCS within 12 minutes, all priority circuits were restored within 7 hours, and minimum essential communications were provided for all users by the Alaskan Communications Region within 36 hours. The BMEWS rearward communication system remained operational throughout the earthquake.

2 APRIL 1964

Tactical Air Command's (TAC) match point competition for fighter aircraft was won by the 4th Tactical Fighter Wing.

3 APRIL 1964

USAFE support of the United Nations Peace Keeping Force to Cyprus began and continued through 13 June. C-130 and C-124 aircraft flew 3,351 troops and 405 tons of cargo, with a total of 78 sorties and 1,576.75 flying hours.

6 APRIL 1964

The MATS Aircrew Data System (MADS), replacing the old MATS-P22 reporting system, became operational. The MADS system provides mechanized files of aircrew data at base level in lieu of manual records, eliminates processing of aircrew data at intermediate headquarters, and provides MATS headquarters with a computer-tape file of aircrew data in place of the printed listings.

The USAF Honor Guard took part in the State funeral of General of the Army Douglas MacArthur with representatives present over a five-day period at the services in New York City, Washington, D. C., and Norfolk, Virginia.

8 APRIL 1964

The first unmanned Gemini capsule was successfully launched into orbit at Cape Kennedy by a TITAN II-Gemini launch vehicle.

9 APRIL 1964

Headquarters USAF approved the split-curriculum concept at the Air Force Academy, a program wherein each cadet would graduate with a major field of study for the first time in service academy history.

The 33rd and final TITAN II research and development ICBM was successfully launched closing out the liquid-fueled intercontinental ballistic missile experimental test flight program which the Air Force had begun on 11 June 1957 with the first firing of an ATLAS.

10 APRIL 1964

Mr. John Strong, Director of Johns Hopkins Astrophysics and Physical Meteorology Laboratory announced he had found definite evidence of water vapor around and on the planet Venus. He made the determination as the result of a daytime balloon flight to study Venus by means of a unique robot telescope system. The study was accomplished under a research contract for OAR's Air Force Cambridge Research Laboratories.

10-15 APRIL 1964

The LONG THRUST series of exercises terminated during the course of DELAWAR, when the last battle group was returned to the United States.

13 APRIL 1964

The Military Standard Transportation and Movement Procedure became operational throughout the Air Force. MIL-STAMP is a system to standardize transportation documentation and shipping procedures throughout the Department of Defense.

15 APRIL 1964

Mr. Neil E. Harlan resigned from his position as Assistant Secretary of the Air Force (Financial Management). He was succeeded by Mr. Leonard Marks, Jr. on 8 July 1964.

16 APRIL 1964

Reservists of the 928th Troop Carrier Group participated with the Army in the annual training exercise, operation LINK-UP on 16-17 April. This is the first time an Air Force Reserve unit was able to test its state of preparedness alongside that of the ground forces in the annual training classic.

21 APRIL 1964

A Lockheed C-130E established an endurance test record, flying 25 hours, 1 minute, and 8 seconds on its initial flight.

30 APRIL 1964

The first F-5 fighter aircraft was accepted by TAC.

APRIL 1964

The Airmen Dining Hall at the Air Force Academy won the Hennessy Trophy as the best single unit airman dining hall in the Air Force.

1 MAY 1964 (See page XLVI for this classified event).

11 MAY 1964

The XB-70 A supersonic aircraft prototype was unveiled at North American Aviation plant, Palmdale, California. The 2,000-mph intercontinental-range plane would be used to investigate feasibility of long-range, high-speed flight.

15 MAY 1964

The National Range Division, AFSC was activated, consolidating the old Atlantic Missile Range and the intercontinental ballistic missile and satellite test range portion of the Pacific Missile Range. New designations of the ranges are the Air Force Eastern Test Range and the Air Force Western Test Range, respectively. Major General Leighton I. Davis was named to head the National Range Division. General Davis was promoted to Lieutenant General.

18 MAY 1964

First flight of RF-4C aircraft was made. The Air Force had accepted the first RF-4C on 22 April 1964, two months ahead of schedule.

21 MAY 1964

Mr. Gerritt W. Wesselink succeeded Mr. Max Golden as General Counsel, Office, Secretary of the Air Force.

27 MAY 1964

Continental Air Command (CONAC) was among the top four major air commands chosen in May 1964 to receive the National Safety Council's "Award of Honor" for record achievements in the field of Ground Safety for 1963.

30 MAY 1964

Exercise DESERT STRIKE, a semi-controlled joint nuclear exercise employing two opposing task forces, was held in the California-Arizona desert from 17-30 May. Over 100,000 Army and Air Force personnel participated.

MAY 1964

The National Safety Council selected the US Air Force Academy for its Award of Honor for outstanding reduction in ground accidents during 1963.

JUNE 1964

A novel Tune Learning Machine which learned to produce tunes (sequence of tones) by controlling its own internal sources was delivered to the Air Force. The principles demonstrated appeared to have possible military application in electronic countermeasure technology.

3 JUNE 1964

Last 5 F-4B's were returned to Navy.

5 JUNE 1964

Air War College Class of 1964 graduated 274 senior officer and civilian students in ceremonies conducted at Wood Auditorium. This marked the largest class in the history of AWC.

6 JUNE 1964

USCINCEUR sponsored the annual unilateral U.S. brigade-level airborne exercise, NORTH WIND, from 6-15 June. It was the largest single airdrop operation conducted in Europe since World War II.

8 JUNE 1964

The Directed Studies Group was activated in the Office of the Chief of Staff, Hq. USAF. Major General John S. Samuel was named as Director.

18 JUNE 1964

An agreement was signed by USAF, RAF, French Air Force, and German Air Force realigning the boundaries of the Central European Buffer Zone and accord was reached for joint radar surveillance of the Wind Drift buffer zone by the respective air forces. The agreement became effective 1 July 1964.

26 JUNE 1964

The X-19 VTOL aircraft flew successfully for the first time at the Curtiss-Wright facility at Caldwell, New Jersey, to inaugurate the test flight program.

~~SECRET~~

XLV

CHRONOLOGY OF UNITED STATES AIR FORCE MAJOR EVENTS - FY 1964 (CONTINUED)

30 JUNE 1964

Installation of Phase I of the Nuclear Detonation Detection and Reporting Systems (NUDETS), which will complement the older Bomb Alarm System, was completed.

(See page XLVI for this classified event).

The following events are classified. Classification is indicated in parentheses with downgrading and declassifying group following. (For Group definitions, see AFR 205 - 2 dated, 1 October 1962)

11 JULY 1963

The emergency rocket communications system became operational with mobile ERCS sites at Wisner, West Point, and Tekamah, Nebraska. (S) (Group 3)

31 OCTOBER 1963

The GAM-77A (HOUND DOG) low-altitude-penetration missile tests were completed at the Air Proving Ground Center, Eglin AFB, Florida. (C) (Group 4)

16 NOVEMBER 1963

Department of Defense approved a MINUTEMAN rocket communications system (494L). (S) (Group 3)

25 NOVEMBER 1963

Exercise SHIKSHA, highly political in nature, was a combined U.S.-U.K., and Australian effort to provide air defense training and guidance to the Indian Air Force and to show U.S. determination to assist India to deter Chinese Communist aggression. The exercise continued until 30 November. (S-NOFORN) (Group 4)

13 DECEMBER 1963

The 490th SMS (MINUTEMAN), Malmstrom AFB, Montana, became the first ICEM unit to record a perfect Operational Readiness Inspection Test (ORIT) score, successfully counting down 39 out of 39 missiles. (S) (Group 3)

14 DECEMBER 1963

The Strategic Air Command Control System (SACCS 465L) reached its Initial Operational Capability. (S) (Group 3)

20 DECEMBER 1963

Thor IRBM's in the United Kingdom were completely phased out ending all Strategic Air Command's (SAC) responsibilities for this program. (S) (Group 3)

31 DECEMBER 1963

The last of the six-squadron TITAN II force--the 374th SMS--was declared operational at Little Rock AFB, Arkansas. (S) (Group 3)

6 JANUARY 1964

Eighteen F-104 aircraft flew nonstop from George AFB, California to Moron AB, Spain setting a new distance record of 5,403 nautical miles for the F-104. It was the first nonstop deployment of fighter aircraft from the West Coast of the United States to Europe. (C) (Group 4)

~~SECRET~~

~~SECRET~~

~~SECRET~~

CHRONOLOGY OF UNITED STATES AIR FORCE MAJOR EVENTS - FY 1964 (CONTINUED)

31 JANUARY 1964

The first test flight of the LASER (Light Amplification and Stimulation through Emission of Radiation) Camera system was successfully accomplished under a joint project of DOD, AFSC, and AFIC, funded by Advanced Research Projects Agency. The system was designed to determine the feasibility of such a system for night aerial photography. (C) (Group 4)

7 MARCH 1964

General Thomas S. Power, CINCSAC, directed that all missiles be committed to SIOP alert excepting those in formal modification programs and test cycles. (S) (Group 3)

11-18 MARCH 1964

QUICK SAND IV was a test of the Tripartite air arm of Berlin Contingency operations; CINCUSAFE exercised operational control of the Tripartite forces through the JACK PINE Command Post. This marked the first time that each nation had provided forces at squadron strength. (S) (Group 4)

1 MAY 1964

Removal of the 576th SMS complex at Vandenberg AFB, California from EWO status marked the start of ATLAS D operational phasedown. (S) (Group 3)

30 JUNE 1964

The total number of SAC's alert ICBM's (ATLAS, TITAN and MINUTEMAN) reached 701, a benchmark in the strategic missiles program. (S) (Group 3)

~~SECRET~~~~SECRET~~

Air Force Units & Capabilities



PART I



AIR FORCE UNITS AND CAPABILITIES

INTRODUCTION

Data in this section provide a summary of all USAF units and the status of USAF combat wings, combat flying support forces, and operational flying support forces.

The tables contain data reflecting number and kind of units, type of aircraft or missiles, command of assignment, deployment by geographical area, and operational readiness of units, aircraft or missiles, and crews.

DEFINITIONS

COMBAT FLYING SUPPORT FORCES - Flying units directly assigned to a strategic, air defense, or tactical force and which normally provide services for the mission to which assigned.

COMBAT SQUADRON - A USAF unit at level of command immediately below; and usually subordinate to, a wing in which the primary mission is combat.

Note: Combat squadrons not having a wing assignment are shown in wing equivalents on the basis that three or four primary mission squadrons, depending on the kind of unit and location, are the equivalent of a wing.

COMBAT WING - A USAF unit on a level of command below the level of an air force or of an air division (if such exists) in which the primary mission is combat and which has combat squadrons either directly or indirectly assigned to it.

OPERATIONAL FLYING SUPPORT FORCES - Flying units not directly assigned to a strategic, air defense, or tactical force but which normally provide services that directly or indirectly support all missions, both tactical and non-tactical.

PRIMARY MISSION - The mission of the unit as stated in the applicable USAF Unit Training Standard.

SECRET

TABLE I - ACTIVE USAF ORGANIZATIONS BY MAJOR AIR COMMAND AND SEPARATE OPERATING AGENCY, WORLD - WIDE - 30 JUN 1964

ORGANIZATION	TOTAL	ACIC	AAC	ADC	AFCS	AFAPC	AFLC	AFSC	ATC	AU	CONAC	HQCOMD USAF	MATS	OAR	PACAF	SAC	TAC	USAFA	USAFE	USAFSO a/	USAFSS	
Headquarters USAF . . .	1	-	-	-	-	-	-	-	-	-	-	-	-	-	-	-	-	-	-	-	-	
Major Air Command and/ or Separate Operat- ing Agencies . . .	20	1	1	1	1	1	1	1	1	1	1	1	1	1	1	1	1	1	1	1	1	
<u>Sub-Commands - Total</u>	<u>48</u>	-	-	<u>1</u>	-	-	<u>2</u>	<u>6</u>	<u>6</u>	-	<u>1</u>	-	<u>10</u>	-	<u>2</u>	<u>4</u>	<u>6</u>	-	<u>2</u>	-	<u>1</u>	
Air Forces - Named . . .	3	-	-	1	-	-	-	-	-	-	-	-	2	-	-	-	-	-	-	-	-	
Air Forces - Num- bered	11	-	-	-	-	-	-	-	-	-	-	-	-	-	2	4	3	-	-	2	-	
Areas - Air Materiel Centers - Named . . .	9	-	-	-	-	-	9	-	-	-	-	-	-	-	-	-	-	-	-	-	-	
Centers - Named . . .	22	-	-	-	-	-	-	6	6	-	1	-	5	-	-	-	3	-	-	-	1	
Services - MATS . . .	3	-	-	-	-	-	-	-	-	-	-	-	3	-	-	-	-	-	-	-	-	
Divisions	62	-	-	7	-	-	-	8	-	-	-	1	1	-	7	30	5	-	-	3	-	
Areas - Communications	2	-	-	-	2	-	-	-	-	-	-	-	-	-	-	-	-	-	-	-	-	
Sectors	33	-	-	17	-	-	-	-	-	-	16	-	-	-	-	-	-	-	-	-	-	
Wings	201	-	2	13	-	-	11	4	12	1	-	3	17	-	9	82	24	-	-	16	1	
Regions	30	-	-	-	12	-	7	3	-	-	6	-	-	-	-	-	-	-	-	-	2	
Groups	304	-	2	20	13	-	6	10	48	2	-	14	13	-	18	93	21	-	-	32	-	
Districts	20	-	-	-	-	-	-	20	-	-	-	-	-	-	-	-	-	-	-	-	-	
Squadrons	2,418	2	40	327	162	-	23	32	202	-	4	52	203	-	137	767	278	1	-	150	2	
Flights	24	-	-	3	4	-	4	2	-	-	-	-	3	-	3	-	5	-	-	-	-	
Colleges and Schools . .	22	-	-	-	-	-	-	1	11	9	-	-	-	-	-	-	-	-	-	-	1	
Bands	39	-	1	4	-	-	1	1	6	1	1	1	2	-	4	9	3	1	-	3	1	
Hospitals	91	-	2	9	-	-	8	5	15	1	-	1	7	-	8	1	13	1	-	20	-	
Dispensaries	53	-	15	-	-	-	2	4	3	-	-	-	3	-	7	2	-	-	-	16	1	
Miscellaneous	25	-	-	-	-	-	1	14	1	1	1	-	-	6	-	-	-	-	-	-	1	
<u>Air Reserve</u>																						
Wings	15	-	-	-	-	-	-	-	-	-	15	-	-	-	-	-	-	-	-	-	-	
Groups	134	-	-	-	-	-	-	-	-	-	134	-	-	-	-	-	-	-	-	-	-	
Squadrons	765	-	-	-	-	-	-	-	-	-	765	-	-	-	-	-	-	-	-	-	-	
Flights	78	-	-	-	-	-	-	-	-	-	78	-	-	-	-	-	-	-	-	-	-	
Hospital	16	-	-	-	-	-	-	-	-	-	16	-	-	-	-	-	-	-	-	-	-	
Dispensaries	30	-	-	-	-	-	-	-	-	-	30	-	-	-	-	-	-	-	-	-	-	

a/ Formerly Caribbean Air Command, redesignated USAF Southern Command, 8 July 1963.

Source: Data Applications Division, Data Services Center, Comptroller of the Air Force.

DOWNGRADED AT 3 YEAR INTERVALS;
DECLASSIFIED AFTER 12 YEARS.
DOD DIR. 5200:10

SECRET

**TABLE 2 - USAF COMBAT FORCES AND FLYING SUPPORT FORCES BY KIND OF UNIT,
AT END OF QUARTER - FY 1964**

(Table below reflects the number of wings/squadrons organized on the date shown in the USAF Combat Forces, Combat Flying Support Forces, and Operational Flying Support Forces by kind of unit as programmed in the USAF Force Structure. Squadrons in the Combat Forces not having wing assignments are shown in wing equivalents on the basis of approximately three or four squadrons to a wing, depending on the kind of unit and location.)

KIND OF UNIT	30 Sep 1963	31 Dec 1963	31 Mar 1964	30 Jun 1964
<u>COMBAT FORCES WINGS/SQUADRONS - TOTAL</u>	<u>86/314</u>	<u>86/315</u>	<u>84/324</u>	<u>83/319</u>
<u>Strategic - Total</u>	<u>32/123</u>	<u>32/124</u>	<u>34/125</u>	<u>33/118</u>
Bombardment, Heavy	14/42	14/42	14/42	14/42
Bombardment, Medium	12/36	12/36	12/36	11/33
Electronic Countermeasure	2/6	2/6	2/6	1/3
Strategic Reconnaissance, Medium	1/2	1/2	1/2	1/2
Strategic Missile	3/37	3/38	5/39	6/38
<u>Air Defense - Total</u>	<u>18/60</u>	<u>18/60</u>	<u>14/48</u>	<u>14/48</u>
Fighter Interceptor <u>a/</u>	16/52	16/52	12/40	12/40
Interceptor Missile <u>b/</u>	2/8	2/8	2/8	2/8
<u>Tactical - Total</u>	<u>36/131</u>	<u>36/131</u>	<u>36/151</u>	<u>36/153</u>
Tactical Bomb	1/3	1/3	1/3	1/2
Tactical Fighter	20/72	20/72	21/74	21/79
Fighter Interceptor <u>a/</u>	-	-	1/12	1/9
Tactical Reconnaissance	3/14	3/14	3/14	3/14
Troop Carrier (Industrial Fund)	2/6	2/6	2/6	2/7
Troop Carrier (Non-Industrial Fund)	9/28	9/28	8/28	9/28
Special Air Warfare <u>c/</u>	1/6	1/6	1/6	1/6
Tactical Missile	1/8	1/8	1/8	1/8
<u>COMBAT FLYING SUPPORT FORCES</u>				
<u>Strategic</u>				
Air Refueling Squadrons	55	55	55	55
Post-Attack Command Control System Squadron	1	1	1	1
Post-Attack Command Control System Support Squadrons	4	4	4	4
Missile Augmentations				
AGM-28 (B-52 Squadrons)	29	29	29	29
<u>Air Defense</u>				
Airborne Early Warning and Control Squadrons	7	7	7	7
Defense Systems Evaluation Squadrons	3	3	3	3
Drone Squadron	1	1	1	1
<u>Tactical</u>				
Air Refueling Squadrons	5	4	3	2
Tactical Air Support Squadron	1	1	1	1
<u>OPERATIONAL FLYING SUPPORT FORCES</u>				
Air Transport Squadrons (Industrial Fund) <u>d/</u>	26	26	26	26
Air Rescue Squadrons	12	12	12	12
Mapping and Charting Squadrons	2	2	2	2
Aeromedical Transport Squadrons, Light	3	3	3	4
Wrather Reconnaissance Squadrons	7	7	7	6
Logistic Support Squadrons	2	2	2	2
Drone Squadrons	2	-	-	-
National Emergency Airborne Command Post Squadron	1	1	1	1

a/ Fighter Interceptor in PACAF, USAFE, and Iceland included in Tactical Forces in March and June 1964.

b/ Missile units for allies excluded.

c/ Excluded from totals in September and December 1963.

d/ Includes three Air Transport Squadrons with Navy personnel.

Source: Data Application Division, Data Services Center, Comptroller of the Air Force.

SECRET

DOWNGRADED AT 3 YEAR INTERVALS;
DECLASSIFIED AFTER 12 YEARS.
DOD DIR. 5200.10

SECRET

TABLE 3 - USAF COMBAT FORCES AND FLYING SUPPORT FORCES

(This table reflects wings and squadrons deployed by geographical area. Squadrons in the Combat Forces not having depending on the kind of unit and location. Some units shown are composites made up of aircraft from more than one area.)

KIND OF UNIT	JUL (1963)	AUG	SEP	OCT	NOV	DEC
WORLD						
<u>COMBAT FORCES WGS/SQS - TOTAL</u>	<u>87/317</u>	<u>87/317</u>	<u>86/314</u>	<u>86/315</u>	<u>86/315</u>	<u>86/315</u>
CONTINENTAL						
<u>COMBAT FORCES WGS/SQS - TOTAL</u>	<u>61/223</u>	<u>62/224</u>	<u>60/221</u>	<u>59/219</u>	<u>61/222</u>	<u>61/223</u>
<u>Strategic - Total</u>	<u>30/115</u>	<u>31/116</u>	<u>29/112</u>	<u>29/113</u>	<u>30/114</u>	<u>30/114</u>
Bombardment, Heavy	14/41	14/41	14/41	14/41	14/41	14/41
Bombardment, Medium	11/31	11/31	10/28	10/28	10/28	10/28
Electronic Countermeasure	1/4	2/5	1/4	1/4	2/5	2/5
Strategic Reconnaissance, Medium	1/2	1/2	1/2	1/2	1/2	1/2
Strategic Missile	3/37	3/37	3/37	3/38	3/38	3/38
<u>Air Defense - Total</u>	<u>13/45</u>	<u>13/45</u>	<u>13/45</u>	<u>13/45</u>	<u>13/45</u>	<u>13/45</u>
Fighter Interceptor	11/37	11/37	11/37	11/37	11/37	11/37
Interceptor Missile a/	2/8	2/8	2/8	2/8	2/8	2/8
<u>Tactical - Total</u>	<u>18/63</u>	<u>18/63</u>	<u>18/64</u>	<u>17/61</u>	<u>18/63</u>	<u>18/64</u>
Tactical Fighter	10/39	10/39	10/40	9/37	10/39	10/40
Tactical Reconnaissance	1/4	1/4	1/4	1/4	1/4	1/4
Troop Carrier (Industrial Fund)	2/6	2/6	2/6	2/6	2/6	2/6
Troop Carrier (Non-Industrial Fund)	5/14	5/14	5/14	5/14	5/14	5/14
Special Air Warfare b/	/5	/5	/5	/5	/4	/4
<u>COMBAT FLYING SUPPORT FORCES</u>						
<u>Strategic</u>						
Air Refueling Squadrons	50	49	49	49	49	49
Post-Attack Command Control System Squadron	1	1	1	1	1	1
Post-Attack Command Control System Support Squadrons	4	4	4	4	4	4
Missile Augmentations						
AGM-28 (B-52 Squadrons)	28	28	28	28	28	28
<u>Air Defense</u>						
Airborne Early Warning and Control Squadrons	7	7	7	7	7	7
Defense Systems Evaluation Squadrons	3	3	3	3	3	3
Drone Squadron	1	1	1	1	1	1
<u>Tactical</u>						
Air Refueling Squadrons	3	3	3	2	2	2
<u>OPERATIONAL FLYING SUPPORT FORCES</u>						
Air Transport Squadrons (Industrial Fund) c/	23	24	24	24	24	24
Air Rescue Squadrons	2	2	2	2	2	2
Mapping and Charting Squadrons	2	2	2	2	2	2
Aeromedical Transport Squadrons, Light	3	3	3	3	3	3
Weather Reconnaissance Squadrons	3	3	4	4	4	4
Logistic Support Squadrons	2	2	2	2	2	2
Drone Squadrons	2	2	2	2	-	-
National Emergency Airborne Command Post Squadron	1	1	1	1	1	1

SECRET

DOWNGRADED AT 3 YEAR INTERVALS;
DECLASSIFIED AFTER 12 YEARS.
DOD DIR. 5200.10

BY KIND OF UNIT, WORLD-WIDE, AT END OF MONTH - FY, 1964

wing assignments are shown in wing equivalents on the basis of approximately three or four squadrons to a wing unit or represent units having 50 per cent or more of their aircraft on rotation or Temporary Duty in the applicable

JAN (1964)	FEB	MAR	APR	MAY	JUN	KIND OF UNIT
-WIDE						
<u>84/324</u>	<u>84/324</u>	<u>84/324</u>	<u>86/330</u>	<u>86/330</u>	<u>83/319</u>	<u>COMBAT FORCES WGS/SQS - TOTAL</u>
UNITED STATES						
<u>61/227</u>	<u>61/229</u>	<u>61/230</u>	<u>64/237</u>	<u>64/239</u>	<u>62/233</u>	<u>COMBAT FORCES WGS/SQS - TOTAL</u>
<u>31/114</u> 14/41	<u>31/114</u> 14/41	<u>31/114</u> 14/41	<u>32/116</u> 14/40	<u>32/116</u> 14/40	<u>31/110</u> 14/40	<u>Strategic - Total</u>
10/28 1/4	10/28 1/4	10/28 1/4	10/29 2/5	10/29 2/5	9/27 1/3	Bombardment, Heavy
1/2	1/2	1/2	1/2	1/2	1/2	Bombardment, Medium
5/39	5/39	5/39	5/40	5/40	6/38	Electronic Countermeasure
						Strategic Reconnaissance, Medium
						Strategic Missile
<u>12/45</u> 10/37	<u>12/45</u> 10/37	<u>12/45</u> 10/37	<u>12/45</u> 10/37	<u>12/45</u> 10/37	<u>12/45</u> 10/37	<u>Air Defense - Total</u>
2/8	2/8	2/8	2/8	2/8	2/8	Fighter Interceptor
						Interceptor Missile <u>a/</u>
<u>18/68</u> 11/41	<u>18/70</u> 11/42	<u>18/71</u> 11/43	<u>20/76</u> 12/47	<u>20/78</u> 12/47	<u>19/78</u> 11/48	<u>Tactical - Total</u>
1/4	1/4	1/4	1/4	1/4	1/4	Tactical Fighter
2/6	2/6	2/6	2/6	2/6	2/6	Tactical Reconnaissance
4/13 /4	4/14 /4	4/14 /4	5/15 /4	5/17 /4	5/16 /4	Troop Carrier (Industrial Fund)
						Troop Carrier (Non-Industrial Fund)
						Special Air Warfare <u>b/</u>
						<u>COMBAT FLYING SUPPORT FORCES</u>
						<u>Strategic</u>
50	50	50	50	50	50	Air Refueling Squadrons
1	1	1	1	1	1	Post-Attack Command Control System Squadron
4	4	4	4	4	4	Post-Attack Command Control System Support Squadrons
28	28	28	28	28	28	Missile Augmentations
						AGM-28 (B-52 Squadrons)
						<u>Air Defense</u>
7	7	7	7	7	7	Airborne Early Warning and Control Squadrons
3	3	3	3	3	3	Defense Systems Evaluation Squadrons
1	1	1	1	1	1	Drone Squadron
						<u>Tactical</u>
2	2	2	1	1	1	Air Refueling Squadrons
						<u>OPERATIONAL FLYING SUPPORT FORCES</u>
24	24	24	24	24	24	Air Transport Squadrons (Industrial Fund) <u>c/</u>
2	2	2	2	2	2	Air Rescue Squadrons
2	2	2	2	2	2	Mapping and Charting Squadrons
3	3	3	3	3	4	Aeromedical Transport Squadrons, Light
4	4	4	4	3	3	Weather Reconnaissance Squadrons
2	2	2	2	2	2	Logistic Support Squadrons
-	-	-	-	-	-	Drone Squadrons
1	1	1	1	1	1	National Emergency Airborne Command Post Squadron

SECRET

TABLE 3 - USAF COMBAT FORCES AND FLYING SUPPORT FORCES

KIND OF UNIT	JUL (1963)	AUG	SEP	OCT	NOV	DEC
EUROPE - NORTH AFRICA (England, France, Germany, Italy,						
<u>COMBAT FORCES WGS/SQS - TOTAL</u>	<u>16/55</u>	<u>15/54</u>	<u>16/55</u>	<u>17/58</u>	<u>15/54</u>	<u>15/54</u>
<u>Strategic - Total</u>	<u>3/8</u>	<u>2/7</u>	<u>3/8</u>	<u>3/8</u>	<u>2/7</u>	<u>2/7</u>
Bombardment, Medium	<u>2/6</u>	<u>2/6</u>	<u>2/6</u>	<u>2/6</u>	<u>2/6</u>	<u>2/6</u>
Electronic Countermeasure	<u>1/2</u>	<u>1/1</u>	<u>1/2</u>	<u>1/2</u>	<u>1/1</u>	<u>1/1</u>
<u>Air Defense - Total</u>	<u>2/6</u>	<u>2/6</u>	<u>2/6</u>	<u>2/6</u>	<u>2/6</u>	<u>2/6</u>
Fighter Interceptor <u>d/</u>	<u>2/6</u>	<u>2/6</u>	<u>2/6</u>	<u>2/6</u>	<u>2/6</u>	<u>2/6</u>
<u>Tactical - Total</u>	<u>11/41</u>	<u>11/41</u>	<u>11/41</u>	<u>12/44</u>	<u>11/41</u>	<u>11/41</u>
Tactical Fighter	<u>7/22</u>	<u>7/22</u>	<u>7/22</u>	<u>8/25</u>	<u>7/22</u>	<u>7/22</u>
Fighter Interceptor <u>d/</u>	-	-	-	-	-	-
Tactical Reconnaissance	<u>2/8</u>	<u>2/8</u>	<u>2/8</u>	<u>2/8</u>	<u>2/8</u>	<u>2/8</u>
Troop Carrier (Non-Industrial Fund)	<u>1/5</u>	<u>1/5</u>	<u>1/5</u>	<u>1/5</u>	<u>1/5</u>	<u>1/5</u>
Tactical Missile	<u>1/6</u>	<u>1/6</u>	<u>1/6</u>	<u>1/6</u>	<u>1/6</u>	<u>1/6</u>
<u>COMBAT FLYING SUPPORT FORCES</u>						
<u>Tactical</u>						
Air Refueling Squadron	1	1	1	1	1	1
<u>OPERATIONAL FLYING SUPPORT FORCES</u>						
Air Transport Squadron (Industrial Fund)	1	-	-	-	-	-
Air Rescue Squadrons	2	2	2	2	2	2
ATLANTIC AREA (Azores, Bermuda,						
<u>COMBAT FORCES WGS/SQS - TOTAL</u>	<u>1/3</u>	<u>1/3</u>	<u>1/3</u>	<u>1/3</u>	<u>1/3</u>	<u>1/3</u>
<u>Strategic - Total</u>	<u>1/1</u>	<u>1/1</u>	<u>1/1</u>	<u>1/1</u>	<u>1/1</u>	<u>1/1</u>
Bombardment, Heavy	<u>1/1</u>	<u>1/1</u>	<u>1/1</u>	<u>1/1</u>	<u>1/1</u>	<u>1/1</u>
<u>Air Defense - Total</u>	<u>1/2</u>	<u>1/2</u>	<u>1/2</u>	<u>1/2</u>	<u>1/2</u>	<u>1/2</u>
Fighter Interceptor <u>d/</u>	<u>1/2</u>	<u>1/2</u>	<u>1/2</u>	<u>1/2</u>	<u>1/2</u>	<u>1/2</u>
<u>Tactical - Total</u>	-	-	-	-	-	-
Fighter Interceptor <u>d/</u>	-	-	-	-	-	-
Special Air Warfare <u>b/</u>	-	-	-	-	<u>1/1</u>	<u>1/1</u>
<u>COMBAT FLYING SUPPORT FORCES</u>						
<u>Strategic</u>						
Air Refueling Squadrons	1	1	2	2	2	2
Missile Augmentations						
AGM-28 (B-52 Squadron)	1	1	1	1	1	1
<u>OPERATIONAL FLYING SUPPORT FORCES</u>						
Air Rescue Squadrons	2	2	2	2	2	2
Weather Reconnaissance Squadron	1	1	-	-	-	-

SECRET

DECLASSIFIED AT 3 YEAR INTERVALS; DECLASSIFIED AFTER 12 YEARS. DOD DIR. 5200.10

BY KIND OF UNIT, WORLD - WIDE, AT END OF MONTH - FY 1954 (CONTINUED)

JAN (1964)	FEB	MAR	APR	MAY	JUN	KIND OF UNIT
Libya Morocco, Netherlands, Scotland Spain Turkey India)						
<u>14/55</u>	<u>14/55</u>	<u>14/55</u>	<u>13/54</u>	<u>13/52</u>	<u>13/47</u>	<u>COMBAT FORCES WGS/SQS - TOTAL</u>
<u>3/8</u>	<u>3/8</u>	<u>3/8</u>	<u>2/7</u>	<u>2/7</u>	<u>2/5</u>	<u>Strategic - Total</u>
<u>2/6</u>	<u>2/6</u>	<u>2/6</u>	<u>2/6</u>	<u>2/6</u>	<u>2/3</u>	Bombardment, Medium
<u>1/2</u>	<u>1/2</u>	<u>1/2</u>	<u>/1</u>	<u>/1</u>	-	Electronic Countermeasure
-	-	-	-	-	-	<u>Air Defense - Total</u>
-	-	-	-	-	-	Fighter Interceptor <u>d/</u>
<u>11/47</u>	<u>11/47</u>	<u>11/47</u>	<u>11/47</u>	<u>11/45</u>	<u>11/42</u>	<u>Tactical - Total</u>
<u>7/22</u>	<u>7/22</u>	<u>7/22</u>	<u>7/22</u>	<u>7/22</u>	<u>7/21</u>	Tactical Fighter
<u>/6</u>	<u>/6</u>	<u>/6</u>	<u>/6</u>	<u>/6</u>	<u>/4</u>	Fighter Interceptor <u>d/</u>
<u>2/8</u>	<u>2/8</u>	<u>2/8</u>	<u>2/8</u>	<u>2/8</u>	<u>2/8</u>	Tactical Reconnaissance
<u>1/5</u>	<u>1/5</u>	<u>1/5</u>	<u>1/5</u>	<u>1/3</u>	<u>1/3</u>	Troop Carrier (Non-Industrial Fund)
<u>1/6</u>	<u>1/6</u>	<u>1/6</u>	<u>1/6</u>	<u>1/6</u>	<u>1/6</u>	Tactical Missile
						<u>COMBAT FLYING SUPPORT FORCES</u>
						<u>Tactical</u>
1	1	-	-	-	-	Air Refueling Squadron
						<u>OPERATIONAL FLYING SUPPORT FORCES</u>
-	-	-	-	-	-	Air Transport Squadron (Industrial Fund)
2	2	2	2	2	2	Air Rescue Squadrons
Greenland, Iceland Puerto Rico, Canal Zone)						
<u>1/4</u>	<u>1/4</u>	<u>1/4</u>	<u>1/4</u>	<u>1/4</u>	<u>1/4</u>	<u>COMBAT FORCES WGS/SQS - TOTAL</u>
<u>/1</u>	<u>/1</u>	<u>/1</u>	<u>/1</u>	<u>/1</u>	<u>/1</u>	<u>Strategic - Total</u>
<u>1/1</u>	<u>1/1</u>	<u>1/1</u>	<u>1/1</u>	<u>1/1</u>	<u>1/1</u>	Bombardment Heavy
<u>1/1</u>	<u>1/1</u>	<u>1/1</u>	<u>1/1</u>	<u>1/1</u>	<u>1/1</u>	<u>Air Defense - Total</u>
<u>/1</u>	<u>/1</u>	<u>/1</u>	<u>/1</u>	<u>/1</u>	<u>/1</u>	Fighter Interceptor <u>d/</u>
<u>/1</u>	<u>/1</u>	<u>/1</u>	<u>/1</u>	<u>/1</u>	<u>/1</u>	<u>Tactical - Total</u>
<u>/1</u>	<u>/1</u>	<u>/1</u>	<u>/1</u>	<u>/1</u>	<u>/1</u>	Fighter Interceptor <u>d/</u>
<u>/1</u>	<u>/1</u>	<u>/1</u>	<u>/1</u>	<u>/1</u>	<u>/1</u>	Special Air Warfare <u>b</u>
						<u>COMBAT FLYING SUPPORT FORCES</u>
						<u>Strategic</u>
1	1	1	1	1	1	Air Refueling Squadrons
						Missile Augmentations
1	1	1	1	1	1	AGM (B-52 Squadron)
						<u>OPERATIONAL FLYING SUPPORT FORCES</u>
						Air Rescue Squadrons
2	2	2	2	2	2	Weather Reconnaissance Squadron
-	-	-	-	-	-	

DOWNGRADED AT 3 YEAR INTERVALS;
DECLASSIFIED AFTER 12 YEARS.
DOD DIR. 5200.10

SECRET

TABLE 3 - USAF COMBAT FORCES AND FLYING SUPPORT FORCES

KIND OF UNIT	JUL (1963)	AUG	SEP	OCT	NOV	DEC
CANADA (Labrador,						
<u>COMBAT FORCES WGS/SQS - TOTAL</u>	$\frac{1}{1}$	$\frac{1}{1}$	$\frac{1}{1}$	$\frac{1}{1}$	$\frac{1}{1}$	$\frac{1}{1}$
<u>Air Defense - Total</u>	$\frac{1}{1}$	$\frac{1}{1}$	$\frac{1}{1}$	$\frac{1}{1}$	$\frac{1}{1}$	$\frac{1}{1}$
Fighter Interceptor	$\frac{1}{1}$	$\frac{1}{1}$	$\frac{1}{1}$	$\frac{1}{1}$	$\frac{1}{1}$	$\frac{1}{1}$
<u>COMBAT FLYING SUPPORT FORCES</u>						
<u>Strategic</u>						
Air Refueling Squadrons	5	6	4	4	4	4
<u>OPERATIONAL FLYING SUPPORT FORCES</u>						
Air Rescue Squadron	1	1	1	1	1	1
PACIFIC AREA (Guam, Hawaii, Japan, Philippines,						
<u>COMBAT FORCES WGS/SQS - TOTAL</u>	$\frac{8/33}{1}$	$\frac{8/33}{1}$	$\frac{8/32}{1}$	$\frac{8/32}{1}$	$\frac{8/32}{1}$	$\frac{8/32}{1}$
<u>Strategic - Total</u>	$\frac{1}{1}$	$\frac{1}{1}$	$\frac{1}{1}$	$\frac{1}{1}$	$\frac{1}{1}$	$\frac{1}{1}$
Bombardment, Heavy	-	-	-	-	-	-
Bombardment, Medium	$\frac{1}{1}$	$\frac{1}{1}$	$\frac{1}{1}$	$\frac{1}{1}$	$\frac{1}{1}$	$\frac{1}{1}$
<u>Air Defense - Total</u>	$\frac{1/5}{1/5}$	$\frac{1/5}{1/5}$	$\frac{1/5}{1/5}$	$\frac{1/5}{1/5}$	$\frac{1/5}{1/5}$	$\frac{1/5}{1/5}$
Fighter Interceptor d/.	$\frac{1/5}{1/5}$	$\frac{1/5}{1/5}$	$\frac{1/5}{1/5}$	$\frac{1/5}{1/5}$	$\frac{1/5}{1/5}$	$\frac{1/5}{1/5}$
<u>Tactical - Total</u>	$\frac{7/27}{1/3}$	$\frac{7/27}{1/3}$	$\frac{7/26}{1/3}$	$\frac{7/26}{1/3}$	$\frac{7/26}{1/3}$	$\frac{7/26}{1/3}$
Tactical Bomb	$\frac{1/3}{1/3}$	$\frac{1/3}{1/3}$	$\frac{1/3}{1/3}$	$\frac{1/3}{1/3}$	$\frac{1/3}{1/3}$	$\frac{1/3}{1/3}$
Tactical Fighter	$\frac{3/11}{3/11}$	$\frac{3/11}{3/11}$	$\frac{3/10}{3/10}$	$\frac{3/10}{3/10}$	$\frac{3/10}{3/10}$	$\frac{3/10}{3/10}$
Fighter Interceptor d/.	-	-	-	-	-	-
Tactical Reconnaissance	$\frac{1}{2}$	$\frac{1}{2}$	$\frac{1}{2}$	$\frac{1}{2}$	$\frac{1}{2}$	$\frac{1}{2}$
Troop Carrier (Industrial Fund)	-	-	-	-	-	-
Troop Carrier (Non-Industrial Fund)	$\frac{3/9}{1}$	$\frac{3/9}{1}$	$\frac{3/9}{1}$	$\frac{3/9}{1}$	$\frac{3/9}{1}$	$\frac{3/9}{1}$
Special Air Warfare b/.	$\frac{1}{1}$	$\frac{1}{1}$	$\frac{1}{1}$	$\frac{1}{1}$	$\frac{1}{1}$	$\frac{1}{1}$
Tactical Missile	$\frac{1}{2}$	$\frac{1}{2}$	$\frac{1}{2}$	$\frac{1}{2}$	$\frac{1}{2}$	$\frac{1}{2}$
<u>COMBAT FLYING SUPPORT FORCES</u>						
<u>Tactical</u>						
Air Refueling Squadron	1	1	1	1	1	1
Tactical Air Support Squadron	1	1	1	1	1	1
<u>OPERATIONAL FLYING SUPPORT FORCES</u>						
Air Transport Squadrons (Industrial Fund)	2	2	2	2	2	2
Air Rescue Squadrons	5	5	5	5	5	5
Weather Reconnaissance Squadrons	3	3	3	3	3	3
ALAS-						
<u>COMBAT FORCES WGS/SQS - TOTAL</u>	$\frac{1/2}{1}$	$\frac{1/2}{1}$	$\frac{1/2}{1}$	$\frac{1/2}{1}$	$\frac{1/3}{1}$	$\frac{1/2}{1}$
<u>Strategic - Total</u>	$\frac{1}{1}$	$\frac{1}{1}$	$\frac{1}{1}$	$\frac{1}{1}$	$\frac{1}{1}$	$\frac{1}{1}$
Bombardment, Medium	$\frac{1}{1}$	$\frac{1}{1}$	$\frac{1}{1}$	$\frac{1}{1}$	$\frac{1}{1}$	$\frac{1}{1}$
<u>Air Defense - Total</u>	$\frac{1/1}{1/1}$	$\frac{1/1}{1/1}$	$\frac{1/1}{1/1}$	$\frac{1/1}{1/1}$	$\frac{1/1}{1/1}$	$\frac{1/1}{1/1}$
Fighter Interceptor	$\frac{1/1}{1/1}$	$\frac{1/1}{1/1}$	$\frac{1/1}{1/1}$	$\frac{1/1}{1/1}$	$\frac{1/1}{1/1}$	$\frac{1/1}{1/1}$
<u>Tactical - Total</u>	-	-	-	-	$\frac{1}{1}$	-
Tactical Fighter	-	-	-	-	$\frac{1}{1}$	-
Troop Carrier (Non-Industrial Fund)	-	-	-	-	-	-

a/ Missile units for allies not included.

b/ Not included in totals July through December 1963.

c/ Includes 3 Air Transport Squadrons with Navy personnel.

d/ Fighter Interceptor in PACAF, USAFE and Iceland included in Tactical Forces, January through June 1964.

Source: Data Application Division, Data Services Center, Comptroller of the Air Force.

SECRET

DOWNGRADED AT 3 YEAR INTERVALS;
 DECLASSIFIED AFTER 12 YEARS.
 DOD DIR. 5200.10

BY KIND OF UNIT, WORLD-WIDE, AT END OF MONTH - FY 1964 (CONTINUED)

JAN (1964)	FEB	MAR	APR	MAY	JUN	KIND OF UNIT
Newfoundland)						
$\frac{1}{1}$	$\frac{1}{1}$	$\frac{1}{1}$	$\frac{1}{1}$	$\frac{1}{1}$	$\frac{1}{1}$	<u>COMBAT FORCES WGS/SQS - TOTAL</u>
$\frac{1}{1}$	$\frac{1}{1}$	$\frac{1}{1}$	$\frac{1}{1}$	$\frac{1}{1}$	$\frac{1}{1}$	<u>Air Defense - Total</u>
						Fighter Interceptor
4	4	4	4	4	3	<u>COMBAT FLYING SUPPORT FORCES</u>
						<u>Strategic</u>
						Air Refueling Squadrons
1	1	1	1	1	1	<u>OPERATIONAL FLYING SUPPORT FORCES</u>
						Air Rescue Squadron
Okinawa, Taiwan, South Viet Nam, Thailand, Australia)						
$\frac{7}{33}$	$\frac{7}{33}$	$\frac{7}{32}$	$\frac{7}{32}$	$\frac{7}{32}$	$\frac{6}{31}$	<u>COMBAT FORCES WGS/SQS - TOTAL</u>
$\frac{1}{1}$	$\frac{1}{1}$	$\frac{1}{1}$	$\frac{1}{1}$	$\frac{1}{1}$	$\frac{1}{1}$	<u>Strategic - Total</u>
-	-	-	-	-	-	Bombardment, Heavy
/1	/1	/1	-	-	-	Bombardment, Medium
-	-	-	-	-	-	<u>Air Defense - Total</u>
-	-	-	-	-	-	Fighter Interceptor d/
$\frac{7}{32}$	$\frac{7}{32}$	$\frac{7}{31}$	$\frac{7}{31}$	$\frac{7}{31}$	$\frac{6}{30}$	<u>Tactical - Total</u>
$\frac{1}{3}$	$\frac{1}{3}$	$\frac{1}{3}$	$\frac{1}{3}$	$\frac{1}{3}$	$\frac{2}{2}$	Tactical Bomb
$\frac{3}{10}$	$\frac{3}{10}$	$\frac{3}{9}$	$\frac{3}{9}$	$\frac{3}{9}$	$\frac{3}{10}$	Tactical Fighter
$\frac{1}{5}$	$\frac{1}{5}$	$\frac{1}{5}$	$\frac{1}{5}$	$\frac{1}{5}$	$\frac{4}{4}$	Fighter Interceptor d/
$\frac{2}{2}$	$\frac{2}{2}$	$\frac{2}{2}$	$\frac{2}{2}$	$\frac{2}{2}$	$\frac{2}{2}$	Tactical Reconnaissance
-	-	-	-	-	$\frac{1}{1}$	Troop Carrier (Industrial Fund)
$\frac{3}{9}$	$\frac{3}{9}$	$\frac{3}{9}$	$\frac{3}{9}$	$\frac{3}{9}$	$\frac{3}{8}$	Troop Carrier (Non-Industrial Fund)
$\frac{1}{1}$	$\frac{1}{1}$	$\frac{1}{1}$	$\frac{1}{1}$	$\frac{1}{1}$	$\frac{1}{1}$	Special Air Warfare b/
$\frac{2}{2}$	$\frac{2}{2}$	$\frac{2}{2}$	$\frac{2}{2}$	$\frac{2}{2}$	$\frac{2}{2}$	Tactical Missile
1	1	1	1	1	1	<u>COMBAT FLYING SUPPORT FORCES</u>
1	1	1	1	1	1	<u>Tactical</u>
						Air Refueling Squadron
						Tactical Air Support Squadron
2	2	2	2	2	2	<u>OPERATIONAL FLYING SUPPORT FORCES</u>
5	5	5	5	5	5	Air Transport Squadrons (Industrial Fund)
3	3	3	3	3	3	Air Rescue Squadrons
						Weather Reconnaissance Squadrons
KA						
$\frac{1}{4}$	$\frac{1}{2}$	$\frac{1}{2}$	$\frac{1}{2}$	$\frac{1}{2}$	$\frac{1}{3}$	<u>COMBAT FORCES WGS/SQS - TOTAL</u>
$\frac{1}{1}$	$\frac{1}{1}$	$\frac{1}{1}$	$\frac{1}{1}$	$\frac{1}{1}$	$\frac{1}{1}$	<u>Strategic - Total</u>
$\frac{1}{1}$	$\frac{1}{1}$	$\frac{1}{1}$	$\frac{1}{1}$	$\frac{1}{1}$	$\frac{1}{1}$	Bombardment, Medium
$\frac{1}{2}$	$\frac{1}{1}$	$\frac{1}{1}$	$\frac{1}{1}$	$\frac{1}{1}$	$\frac{1}{1}$	<u>Air Defense - Total</u>
$\frac{1}{1}$	$\frac{1}{1}$	$\frac{1}{1}$	$\frac{1}{1}$	$\frac{1}{1}$	$\frac{1}{1}$	Fighter Interceptor
$\frac{2}{2}$	-	-	-	-	$\frac{1}{1}$	<u>Tactical - Total</u>
$\frac{1}{1}$	-	-	-	-	-	Tactical Fighter
$\frac{1}{1}$	-	-	-	-	$\frac{1}{1}$	Troop Carrier (Non-Industrial Fund)

DOWNGRADED AT 3 YEAR INTERVALS;
DECLASSIFIED AFTER 12 YEARS.
DOD DIR. 5200.10

SECRET

TABLE 4 - USAF COMBAT FORCES AND FLYING SUPPORT FORCES BY KIND OF UNIT,
BY COMMAND OF ASSIGNMENT, WORLD-WIDE, AT END OF QUARTER - FY 1964

(Table below reflects the number of wings/squadrons organized on the date shown in the USAF Combat Forces, Combat Flying Support Forces, and Operational Flying Support Forces by command of assignment as programmed in the USAF Force Structure. Squadrons in the Combat Forces not having wing assignments are shown in wing equivalents on the basis of approximately three or four squadrons to a wing, depending on the kind of unit and location. Units assigned to Continental US Commands and permanently located Overseas are included in the Continental US Command to which assigned.)

KIND OF UNIT	SEP 1963	DEC 1963	MAR 1964	JUN 1964
WORLD-WIDE				
<u>COMBAT FORCES WGS/SQS - TOTAL</u>	<u>86/314</u>	<u>86/315</u>	<u>84/324</u>	<u>83/319</u>
AIR DEFENSE COMMAND				
<u>COMBAT FORCES WGS/SQS - TOTAL</u>	<u>14/48</u>	<u>14/48</u>	<u>14/48</u>	<u>14/48</u>
<u>Air Defense - Total</u>	<u>14/48</u>	<u>14/48</u>	<u>14/47</u>	<u>14/47</u>
Fighter Interceptor a/.	12/40	12/40	12/39	12/39
Interceptor Missile b/.	2/8	2/8	2/8	2/8
<u>Tactical - Total</u>	-	-	<u>1/1</u>	<u>1/1</u>
Fighter Interceptor a/.	-	-	1/1	1/1
COMBAT FLYING SUPPORT FORCES				
<u>Air Defense</u>				
Airborne Early Warning and Control Squadrons . . .	7	7	7	7
Defense Systems Evaluation Squadrons	3	3	3	3
Drone Squadron	1	1	1	1
AIR FORCE LOGISTICS COMMAND				
<u>OPERATIONAL FLYING SUPPORT FORCES</u>				
Logistic Support Squadrons (Non-Industrial Fund) . .	2	-	-	-
AIR FORCE SYSTEMS COMMAND				
<u>OPERATIONAL FLYING SUPPORT FORCES</u>				
Drone Squadrons	2	-	-	-
ALASKAN AIR COMMAND (Includes Alaska)				
<u>COMBAT FORCES WGS/SQS - TOTAL</u>	<u>1/1</u>	<u>1/1</u>	<u>1/1</u>	<u>1/1</u>
<u>Air Defense - Total</u>	<u>1/1</u>	<u>1/1</u>	<u>1/1</u>	<u>1/1</u>
Fighter Interceptor	-	-	-	1/1
<u>Tactical - Total</u>	-	-	-	1/1
Troop Carrier (Non-Industrial) Fund)	-	-	-	1/1
HEADQUARTERS COMMAND				
<u>OPERATIONAL FLYING SUPPORT FORCES</u>				
National Emergency Airborne Command Post Squadron. .	1	1	1	1

SECRET

DOWNGRADED AT 3 YEAR INTERVALS;
DECLASSIFIED AFTER 12 YEARS.
DOD DIR. 5200.10

TABLE 4 -- USAF COMBAT FORCES AND FLYING SUPPORT FORCES BY KIND OF UNIT.
BY COMMAND OF ASSIGNMENT, WORLD-WIDE, AT END OF QUARTER - FY 1964 (CONTINUED)

KIND OF UNIT	SEP 1963	DEC 1963	MAR 1964	JUN 1964
MILITARY AIR TRANSPORT SERVICE				
<u>COMBAT FORCES WGS/SQS - TOTAL</u>	<u>3/9</u>	<u>3/9</u>	<u>3/9</u>	<u>3/9</u>
<u>Tactical - Total</u>	<u>3/9</u>	<u>3/9</u>	<u>3/9</u>	<u>3/9</u>
Troop Carrier (Industrial Fund)	2/6	2/6	2/6	2/7
Troop Carrier (Non-Industrial Fund)	1/3	1/3	1/3	1/2
<u>OPERATIONAL FLYING SUPPORT FORCES</u>				
Air Transport Squadrons (Industrial Fund) c/	26	26	26	26
Air Rescue Squadrons	12	12	12	12
Mapping and Charting Squadrons	2	2	2	2
Aeromedical Transport Squadrons, Light.	3	3	3	3
Weather Reconnaissance Squadrons	7	7	7	6
Logistic Support Squadrons (Non-Industrial Fund)	-	2	2	2
PACIFIC AIR FORCES (Includes Hawaii)				
<u>COMBAT FORCES WGS/SQS - TOTAL</u>	<u>8/28</u>	<u>8/28</u>	<u>5/28</u>	<u>4/24</u>
<u>Air Defense - Total</u>	<u>2/5</u>	<u>2/5</u>	-	-
Fighter Interceptor a/	2/5	2/5	-	-
<u>Tactical - Total</u>	<u>6/23</u>	<u>6/23</u>	<u>5/28</u>	<u>4/24</u>
Tactical Bomb	1/3	1/3	1/3	1/2
Tactical Fighter	3/9	3/9	3/8	2/6
Fighter Interceptor a/	-	-	1/5	1/4
Tactical Reconnaissance	1/2	1/2	1/2	1/2
Troop Carrier (Non-Industrial Fund)	2/7	2/7	1/7	2/7
Special Air Warfare d/	1/1	1/1	1/1	1/1
Tactical Missile	1/2	1/2	1/2	1/2
<u>COMBAT FLYING SUPPORT FORCES</u>				
<u>Tactical</u>				
Air Refueling Squadron	1	1	1	1
Tactical Air Support Squadron	1	1	1	1
STRATEGIC AIR COMMAND				
<u>COMBAT FORCES WGS/SQS - TOTAL</u>	<u>32/123</u>	<u>32/124</u>	<u>34/125</u>	<u>33/118</u>
<u>Strategic - Total</u>	<u>32/123</u>	<u>32/124</u>	<u>34/125</u>	<u>33/118</u>
Bombardment, Heavy	14/42	14/42	14/42	14/42
Bombardment, Medium	12/36	12/36	12/36	11/33
Electronic Countermeasure	2/6	2/6	2/6	1/3
Strategic Reconnaissance, Medium	1/2	1/2	1/2	1/2
Strategic Missile	3/37	3/38	5/39	6/38
<u>COMBAT FLYING SUPPORT FORCES</u>				
<u>Strategic</u>				
Air Refueling Squadrons	55	55	55	55
Post-Attack Command Control System Squadron	1	1	1	1
Post-Attack Command Control System Support Squadrons	4	4	4	4
<u>Missile Augmentations</u>				
AGM-28 (B-52 Squadrons)	29	29	29	29

DOWNGRADED AT 3 YEAR INTERVALS:
 DECLASSIFIED AFTER 12 YEARS.
 DOD DIR. 5200.10

SECRET

TABLE 4 - USAF COMBAT FORCES AND FLYING SUPPORT FORCES BY KIND OF UNIT,
BY COMMAND OF ASSIGNMENT, WORLD-WIDE, AT END OF QUARTER - FY 1964 (CONTINUED)

KIND OF UNIT	SEP 1963	DEC 1963	MAR 1964	JUN 1964
TACTICAL AIR COMMAND				
<u>COMBAT FORCES WGS/SQS - TOTAL</u>	<u>17/64</u>	<u>17/64</u>	<u>18/72</u>	<u>20/82</u>
<u>Tactical - Total</u>	<u>17/64</u>	<u>17/64</u>	<u>18/72</u>	<u>20/82</u>
Tactical Fighter	11/45	11/45	12/48	13/55
Tactical Reconnaissance	1/4	1/4	1/4	1/4
Troop Carrier (Non-Industrial Fund)	5/5	5/15	5/15	6/18
Special Air Warfare <u>d/</u>	1/5	1/5	1/5	1/5
<u>COMBAT FLYING SUPPORT FORCES</u>				
<u>Tactical</u>				
Air Refueling Squadrons	3	2	2	1
U S AIR FORCES IN EUROPE				
<u>COMBAT FORCES WGS/SQS - TOTAL</u>	<u>12/41</u>	<u>12/41</u>	<u>10/41</u>	<u>9/36</u>
<u>Air Defense - Total</u>	<u>2/6</u>	<u>2/6</u>	-	-
Fighter Interceptor <u>a/</u>	2/6	2/6	-	-
<u>Tactical - Total</u>	<u>10/35</u>	<u>10/35</u>	<u>10/41</u>	<u>9/36</u>
Tactical Fighter	6/18	6/18	6/18	6/18
Fighter Interceptor <u>a/</u>	-	-	1/6	1/4
Tactical Reconnaissance	2/8	2/8	2/8	2/8
Troop Carrier (Non-Industrial Fund)	1/3	1/3	1/3	-
Tactical Missile	1/6	1/6	1/6	1/6
<u>COMBAT FLYING SUPPORT FORCES</u>				
<u>Tactical</u>				
Air Refueling Squadron	1	1	-	-

a/ Fighter Interceptor in PACAF, USAFE, and Iceland; included in Tactical Forces in March and June 1964.

b/ Missile units for allies not included.

c/ Includes three Air Transport squadrons with Navy personnel.

d/ Excluded from totals in September and December 1963.

Source: Data Applications Division, Data Services Center, Comptroller of the Air Force

SECRET

DOWNGRADED AT 3 YEAR INTERVALS;
DECLASSIFIED AFTER 12 YEARS.
DOD DIR. 5200.10

TABLE 5 - USAF COMBAT FORCES AND SELECTED FLYING SUPPORT FORCES, READINESS STATUS OF AIRCRAFT AND AIRCREWS, BY WEAPONS SYSTEM, AT END OF QUARTER - FY 1964

WEAPONS SYSTEM	Wings Squadrons Orga- nized	Squad- rons Equip- ped	AIRCRAFT			AIRCREWS		
			Auth- orized	Poss- essed	Ready	Auth- orized	Formed	Ready
30 SEPTEMBER 1963								
<u>COMBAT FORCES WINGS/SQUADRONS - TOTAL</u>	<u>80/261</u>	<u>248</u>	<u>4,719</u>	<u>4,555</u>	<u>3,768</u>	<u>6,507</u>	<u>6,440</u>	<u>5,756</u>
<u>Strategic - Total</u>	<u>29/86</u>	<u>85</u>	<u>1,280</u>	<u>1,404</u>	<u>1,276</u>	<u>2,240</u>	<u>2,161</u>	<u>2,123</u>
<u>Strategic Bombers - Total</u>	<u>28/84</u>	<u>83</u>	<u>1,250</u>	<u>1,366</u>	<u>1,247</u>	<u>2,186</u>	<u>2,121</u>	<u>2,085</u>
B-47	10/30	30	450	588	540	810	787	772
EB-47	2/6	6	90	93	83	162	159	156
B-52	14/42	41	630	617	571	1,086	1,036	1,027
B-58	2/6	6	80	68	53	128	139	130
<u>Strategic Reconnaissance, Medium - Total</u>	<u>1/2</u>	<u>2</u>	<u>30</u>	<u>38</u>	<u>29</u>	<u>54</u>	<u>40</u>	<u>38</u>
EB/RB-47	1/2	2	30	38	29	54	40	38
<u>Air Defense - Total</u>	<u>16/52</u>	<u>48</u>	<u>1,098</u>	<u>990</u>	<u>792</u>	<u>1,350</u>	<u>1,446</u>	<u>1,362</u>
<u>Fighter Interceptor - Total</u>	<u>16/52</u>	<u>48</u>	<u>1,098</u>	<u>990</u>	<u>792</u>	<u>1,350</u>	<u>1,446</u>	<u>1,362</u>
F-101B/F	5/16	15	312	256	211	380	367	349
F/TF-102A	7/21	20	504	464	376	626	722	678
F-104A/B	2	2	42	46	37	51	61	58
F-106A/B	4/13	11	240	224	168	293	296	277
<u>Tactical - Total</u>	<u>35/123</u>	<u>115</u>	<u>2,341</u>	<u>2,161</u>	<u>1,700</u>	<u>2,917</u>	<u>2,833</u>	<u>2,271</u>
<u>Tactical Bomber - Total</u>	<u>1/3</u>	<u>3</u>	<u>48</u>	<u>50</u>	<u>48</u>	<u>60</u>	<u>81</u>	<u>64</u>
B-57	1/3	3	48	50	48	60	81	64
<u>Tactical Fighter - Total</u>	<u>20/72</u>	<u>66</u>	<u>1,518</u>	<u>1,396</u>	<u>1,094</u>	<u>1,872</u>	<u>1,931</u>	<u>1,491</u>
F-84F	3/10	10	222	222	170	274	279	234
F-100C/D/F	9/36	33	732	672	534	900	984	782
F-101A/C	1/3	3	66	64	49	84	80	76
F-104C/D	1/3	3	54	54	45	66	75	57
F-105B/D	6/20	17	444	384	296	548	513	342
<u>Tactical Reconnaissance - Total</u>	<u>3/14</u>	<u>14</u>	<u>239</u>	<u>247</u>	<u>195</u>	<u>296</u>	<u>284</u>	<u>256</u>
B/RB/WB-66	1/6	6	111	123	98	136	118	104
RF-101A/C	2/8	8	128	124	97	160	166	152
<u>Troop Carrier - Total</u>	<u>11/34</u>	<u>32</u>	<u>536</u>	<u>468</u>	<u>363</u>	<u>689</u>	<u>537</u>	<u>460</u>
C-124 (Industrial Fund)	2/6	6	92	85	68	115	86	74
C-124 (Non-Industrial Fund)	1/3	3	48	46	37	56	55	50
C-130 (Non-Industrial Fund)	7/20	18	316	260	210	406	332	272
C-123 (Non-Industrial Fund)	1/5	5	80	77	48	112	64	64
<u>Special Air Warfare - Total a/</u>	<u>1/6</u>	<u>4</u>	<u>154</u>	<u>106</u>	<u>79</u>	<u>224</u>	<u>146</u>	<u>137</u>
A-1E, B-26, C-46, C-47, C-123, T-28, U-10	1/6	4	154	106	79	224	146	137
<u>COMBAT FLYING SUPPORT FORCES</u>								
<u>Air Refueling Squadrons - Total</u>	<u>60</u>	<u>55</u>	<u>1,000</u>	<u>988</u>	<u>932</u>	<u>1,716</u>	<u>1,524</u>	<u>1,485</u>
<u>Strategic - Total</u>	<u>55</u>	<u>51</u>	<u>900</u>	<u>903</u>	<u>860</u>	<u>1,581</u>	<u>1,424</u>	<u>1,396</u>
KC-97	16	15	320	331	315	512	452	445
KC-135	39	36	580	572	545	1,069	972	951
<u>Tactical - Total</u>	<u>5</u>	<u>4</u>	<u>100</u>	<u>85</u>	<u>72</u>	<u>135</u>	<u>100</u>	<u>89</u>
KB-50	5	4	100	85	72	135	100	89

DOWNGRADED AT 3 YEAR INTERVALS;
DECLASSIFIED AFTER 12 YEARS.
DOD DIR. 5200.10

SECRET

TABLE 5 - USAF COMBAT FORCES AND SELECTED FLYING SUPPORT FORCES, READINESS STATUS OF AIRCRAFT AND AIRCREWS, BY WEAPONS SYSTEM, AT END OF QUARTER - FY 1964 (CONTINUED)

WEAPONS SYSTEM	Wings Squadrons Orga- nized	Squad- rons Equip- ped	AIRCRAFT			AIRCREWS		
			Auth- orized	Poss- essed	Ready	Auth- orized	Formed	Ready
30 SEPTEMBER 1963 (Continued)								
<u>OPERATIONAL FLYING SUPPORT FORCES</u>								
Air Transport Squadrons - Total	26	26	406	419	326	865	786	655
C-118	6	6	95	86	73	192	199	175
C-121	1	1	21	21	19	35	34	32
C-124	10	10	160	182	135	350	297	249
C-130	3	3	48	47	37	105	90	57
C-133	3	3	44	42	33	96	76	59
C-135	3	3	38	41	29	87	90	83
31 DECEMBER 1963								
<u>COMBAT FORCES WINGS/SQUADRONS - TOTAL</u>	<u>80/261</u>	<u>251</u>	<u>4,719</u>	<u>4,507</u>	<u>3,784</u>	<u>6,523</u>	<u>6,361</u>	<u>5,731</u>
<u>Strategic - Total</u>	<u>29/86</u>	<u>85</u>	<u>1,280</u>	<u>1,368</u>	<u>1,368</u>	<u>2,256</u>	<u>2,180</u>	<u>2,150</u>
<u>Strategic Bombers - Total</u>	<u>28/84</u>	<u>83</u>	<u>1,250</u>	<u>1,329</u>	<u>1,329</u>	<u>2,202</u>	<u>2,134</u>	<u>2,106</u>
B-47	10/30	30	450	574	574	810	770	764
EB-47	2/6	6	90	94	94	162	157	153
B-52	14/42	41	630	584	584	1,086	1,062	1,049
B-58	2/6	6	80	77	77	144	145	140
<u>Strategic Reconnaissance, Medium - Total</u>	<u>1/2</u>	<u>2</u>	<u>30</u>	<u>39</u>	<u>39</u>	<u>54</u>	<u>46</u>	<u>44</u>
EB/RB-47	1/2	2	30	39	39	54	46	44
<u>Air Defense - Total</u>	<u>16/52</u>	<u>50</u>	<u>1,098</u>	<u>983</u>	<u>766</u>	<u>1,350</u>	<u>1,340</u>	<u>1,252</u>
<u>Fighter Interceptor - Total</u>	<u>16/52</u>	<u>50</u>	<u>1,098</u>	<u>983</u>	<u>766</u>	<u>1,350</u>	<u>1,340</u>	<u>1,252</u>
F-101B/F	5/16	16	312	256	221	380	349	331
F/TF-102A	7/21	20	504	462	353	626	658	630
F-104A/B	1/2	2	42	46	28	51	51	50
F-106A/B	4/13	12	240	219	164	293	282	241
<u>Tactical - Total</u>	<u>35/123</u>	<u>116</u>	<u>2,341</u>	<u>2,156</u>	<u>1,650</u>	<u>2,917</u>	<u>2,841</u>	<u>2,329</u>
<u>Tactical Bomber - Total</u>	<u>1/3</u>	<u>3</u>	<u>48</u>	<u>50</u>	<u>44</u>	<u>60</u>	<u>69</u>	<u>65</u>
B-57	1/3	3	48	50	44	60	69	65
<u>Tactical Fighter - Total</u>	<u>20/72</u>	<u>67</u>	<u>1,518</u>	<u>1,381</u>	<u>1,088</u>	<u>1,872</u>	<u>1,881</u>	<u>1,489</u>
F-84F	3/10	8	222	193	138	274	256	205
F-100C/D/F	9/34	32	696	632	538	856	884	776
F-101A/C	1/3	3	66	60	51	84	78	67
F-104C/D	1/3	3	54	56	41	66	70	60
F-105B/D	6/22	21	480	440	320	592	593	381
<u>Tactical Reconnaissance - Total</u>	<u>3/14</u>	<u>14</u>	<u>239</u>	<u>246</u>	<u>192</u>	<u>296</u>	<u>293</u>	<u>249</u>
B/RB/WB-66	1/6	6	111	124	97	136	121	104
RF-101A/C	2/8	8	128	122	95	160	172	145
<u>Troop Carrier - Total</u>	<u>11/34</u>	<u>32</u>	<u>536</u>	<u>479</u>	<u>326</u>	<u>689</u>	<u>598</u>	<u>526</u>
C-124 (Industrial Fund)	2/6	6	92	90	46	115	96	85
C-124 (Non-Industrial Fund)	1/3	3	48	48	33	56	56	53
C-130 (Non-Industrial Fund)	7/20	18	316	267	190	406	369	312
C-123 (Non-Industrial Fund)	1/5	5	80	74	57	112	77	76
<u>Special Air Warfare - Total a/</u>	<u>1/6</u>	<u>4</u>	<u>217</u>	<u>105</u>	<u>90</u>	<u>303</u>	<u>162</u>	<u>154</u>
A-1E, B-26, C-46, C-47, C-123, T-28, U-10	1/6	4	217	105	90	303	162	154

SECRET

DOWNGRADED AT 0600Z 10-1-1994
DECLASSIFIED AFTER 12 YEARS.
DOD DIR. 5200.10

TABLE 5 - USAF COMBAT FORCES AND SELECTED FLYING SUPPORT FORCES, READINESS STATUS OF AIRCRAFT AND AIRCREWS, BY WEAPONS SYSTEM, AT END OF QUARTER - FY 1964 (CONTINUED)

WEAPONS SYSTEM	Wings Squadrons Organized	Squadrons Equipped	AIRCRAFT			AIRCREWS		
			Authorized	Possessed	Ready	Authorized	Formed	Ready
31 DECEMBER 1963 (Continued)								
COMBAT FLYING SUPPORT FORCES								
Air Refueling Squadrons - Total	59	56	962	973	963	1,678	1,545	1,508
Strategic - Total	55	52	882	896	896	1,573	1,446	1,415
KC-97	14	14	280	308	308	448	414	412
KC-135	41	38	602	588	588	1,125	1,032	1,003
Tactical - Total	4	4	80	77	67	105	99	93
KB-50	4	4	80	77	67	105	99	93
OPERATIONAL FLYING SUPPORT FORCES								
Air Transport Squadrons - Total	26	26	395	415	266	874	742	607
C-118	6	6	83	92	67	192	176	155
C-121	-	-	4	4	4	6	6	6
C-124	10	10	160	172	105	350	278	223
C-130	4	4	65	69	37	142	128	83
C-133	3	3	44	41	25	96	72	64
C-135	3	3	39	37	28	88	82	76
31 MARCH 1964								
COMBAT FORCES WINGS/SQUADRONS - TOTAL								
	76/269	261	4,840	4,626	3,885	6,761	6,590	5,931
Strategic - Total	29/86	86	1,280	1,356	1,355	2,280	2,127	2,098
Strategic Bombers - Total	28/84	84	1,250	1,323	1,322	2,226	2,087	2,060
B-47	10/30	30	450	576	576	810	746	732
EB-47	2/6	6	90	93	93	162	131	128
B-52	14/42	42	630	575	574	1,110	1,068	1,061
B-58	2/6	6	80	79	79	144	142	139
Strategic Reconnaissance, Medium - Total	1/2	2	30	33	33	54	40	38
EB-RB-47	1/2	2	30	33	33	54	40	38
Air Defense - Total	12/40	39	829	715	541	1,021	1,017	951
Fighter Interceptor - Total	12/40	39	829	715	541	1,021	1,017	951
F-101B/F	5/16	15	312	242	188	380	359	341
F/TF-102A	3/9	9	235	221	186	297	315	306
F-104A/B	/2	2	42	36	32	51	51	48
F-106A/B	4/13	13	240	216	135	293	292	256
Tactical - Total	35/143	136	2,731	2,555	1,989	3,460	3,446	2,882
Tactical Bomber - Total	1/3	3	48	44	39	60	65	63
B-57	1/3	3	48	44	39	60	65	63
Tactical Fighter - Total	21/74	69	1,505	1,405	1,129	1,853	1,929	1,530
F-4C	/1	1	18	18	13	22	30	-
F-84F	3/11	8	198	155	112	242	251	184
F-100C/D/F	9/32	32	653	658	549	803	839	752
F-101A/C	1/3	3	66	60	47	84	83	72
F-104C/D	1/3	3	54	55	45	66	62	59
F-105B/D	7/24	22	516	459	363	636	664	463
Fighter Interceptor - Total	/12	12	269	246	185	326	343	324
F-102	/12	12	269	246	185	326	343	324
Tactical Reconnaissance - Total	3/14	14	239	252	192	296	329	279
B/RB/WB-66	1/6	6	111	119	93	136	127	105
RF-101A/C	2/8	8	128	133	99	160	202	174
Troop Carrier - Total	10/34	34	536	493	364	725	627	551
C-124 (Industrial Fund)	2/6	6	92	91	59	115	99	90
C-124 (Non-Industrial Fund)	1/3	3	48	48	42	56	54	52
C-130 (Non-Industrial Fund)	6/20	20	316	278	201	442	398	337
C-123 (Non-Industrial Fund)	1/5	5	80	76	62	112	76	72
Special Air Warfare - Total	/6	4	134	115	80	200	153	135
A-1E, B-26, C-46, C-47, C-123, T-28, U-10	/6	4	134	115	80	200	153	135

DOWNGRADED AT 3 YEAR INTERVALS;
DECLASSIFIED AFTER 18 YEARS;
DOD DIR. 5200.10

SECRET

TABLE 5 - USAF COMBAT FORCES AND SELECTED FLYING SUPPORT FORCES, READINESS STATUS
OF AIRCRAFT AND AIRCREWS, BY WEAPONS SYSTEM, AT END OF QUARTER - FY 1964 (CONTINUED)

WEAPONS SYSTEM	Wings Squadrons Orga- nized	Squad- rons Equip- ped	AIRCRAFT			AIRCREWS		
			Auth- orized	Poss- essed	Ready	Auth- orized	Formed	Ready
31 MARCH 1964								
COMBAT FLYING SUPPORT FORCES								
Air Refueling Squadrons - Total	58	55	934	917	913	1,657	1,501	1,471
Strategic - Total	55	52	874	874	874	1,572	1,442	1,416
KC-97	13	13	240	269	269	384	363	361
KC-135	42	39	634	605	605	1,188	1,079	1,055
Tactical - Total	3	3	60	43	39	85	59	55
KB-50	3	3	60	43	39	85	59	55
OPERATIONAL FLYING SUPPORT FORCES								
Air Transport Squadrons - Total	26	26	400	416	265	872	771	590
C-118	4	4	60	67	45	131	115	105
C-121	-	-	4	4	4	6	6	6
C-124	10	10	160	170	109	350	305	239
C-130	6	6	92	97	53	201	170	94
C-133	3	3	44	41	28	96	82	67
C-135	3	3	40	37	26	88	93	79
30 JUNE 1964								
COMBAT FORCES WINGS/SQUADRONS - TOTAL								
Strategic - Total	74/265	251	4,826	4,507	3,744	6,712	6,265	5,652
Strategic Bombers - Total	27/80	80	1,190	1,233	1,233	2,118	1,987	1,959
B-47	26/78	78	1,150	1,201	1,201	2,064	1,948	1,921
EB-47	9/27	27	405	494	494	729	638	622
B-52	1/3	3	45	60	60	81	93	93
B-58	14/42	42	630	562	562	1,110	1,065	1,060
Strategic Reconnaissance, Medium - Total	2/6	6	80	85	85	144	152	146
EB/RB-47	1/2	2	30	32	32	54	39	38
EB/RB-47	1/2	2	30	32	32	54	39	38
Air Defense - Total	12/40	39	829	716	592	1,021	1,003	917
Fighter Interceptor - Total	12/40	39	829	716	592	1,021	1,003	917
F-101B/F	5/16	15	312	252	212	380	360	323
F/TF-102A	3/9	9	235	223	190	297	298	286
F-104A/B	1/2	2	42	36	32	51	55	51
F-106A/B	4/13	13	240	205	158	293	290	257
Tactical - Total	35/145	132	2,807	2,558	1,919	3,573	3,275	2,776
Tactical Bomber - Total	7/2	2	48	46	38	60	40	37
B-57	7/2	2	48	46	38	60	40	37
Tactical Fighter - Total	21/79	70	1,581	1,412	1,060	1,945	1,890	1,512
F-4C	1/8	4	144	71	43	176	111	11
F-84F	2/8	5	144	89	79	176	136	126
F-100C/D/F	9/33	33	657	653	554	807	823	743
F-101A/C	1/3	3	66	60	48	84	76	67
F-104C/D	1/3	3	54	54	49	66	71	58
F-105B/D	7/24	22	516	485	287	636	673	507
Fighter Interceptor - Total	7/9	9	203	197	159	247	257	245
F-102	7/9	9	203	197	159	247	257	245
Tactical Reconnaissance - Total	3/14	14	239	244	191	296	287	257
B/RB/WB-66	1/6	6	111	120	90	136	122	107
RF-101A/C	2/8	8	128	124	101	160	165	150
Troop Carrier - Total	11/35	33	548	506	366	752	637	569
C-124 (Industrial Fund)	2/7	7	108	107	71	135	113	103
C-124 (Non-Industrial Fund)	1/2	2	32	32	26	36	39	34
C-130 (Non-Industrial Fund)	7/21	20	328	300	213	459	404	364
C-123 (Non-Industrial Fund)	1/5	4	80	67	56	112	81	68
Special Air Warfare - Total	7/6	4	188	153	105	273	164	156
A-1E, B-26, C-46, C-47, C-123, T-28, U-10	7/6	4	188	153	105	273	164	156

SECRET

DOWNGRADED AT 3 YEAR INTERVAL;
DECLASSIFIED AFTER 12 YEARS.
DOD DIR. 5200.10

TABLE 5 - USAF COMBAT FORCES AND SELECTED FLYING SUPPORT FORCES, READINESS STATUS OF AIRCRAFT AND AIRCREWS, BY WEAPONS SYSTEM, AT END OF QUARTER - FY1964 (CONTINUED)

WEAPONS SYSTEM	Wings Squadrons Orga- nized	Squad- rons Equip- ped	AIRCRAFT			AIRCREWS		
			Auth- orized	Poss- essed	Ready	Auth- orized	Formed	Ready
30 JUNE 1964 (Continued)								
COMBAT FLYING SUPPORT FORCES								
<u>Air Refueling Squadrons - Total</u>	57	55	914	920	916	1,595	1,500	1,477
<u>Strategic - Total</u>	55	53	874	877	877	1,540	1,443	1,422
KC-97	12	12	240	252	252	350	316	316
KC-135	43	41	634	625	625	1,190	1,127	1,106
<u>Tactical - Total</u>	2	2	40	43	39	55	57	55
KB-50	2	2	40	43	39	55	57	55
OPERATIONAL FLYING SUPPORT FORCES								
<u>Air Transport Squadrons - Total</u>	26	26	402	413	269	888	758	614
C-118	3	3	48	53	30	105	93	91
C-121	-	-	4	4	4	4	6	6
C-124	10	10	160	172	110	350	298	249
C-130	7	7	106	110	74	245	200	124
C-133	3	3	44	39	26	96	81	72
C-135	3	3	40	35	25	88	80	72

a/ Excluded from totals in September and December 1963.

Source: Data Applications Division, Data Services Center, Comptroller of the Air Force

DOWNGRADED AT 3 YEAR INTERVALS;
 DECLASSIFIED AFTER 12 YEARS.
 DOD DIR. 5200.10

SECRET

TABLE 6 - USAF COMBAT FORCES AND READINESS STATUS OF MISSILES, BY WEAPONS SYSTEM
AT END OF QUARTER - FY 1964

WEAPONS SYSTEM	Wings and Squadrons Organized	Squadrons Equipped	Authorized Launchers	MISSILES				Possessed
				COMBAT CAPABILITY				
				Authorized	Total	Alert	Emergency Combat Capability	
31 SEPTEMBER 1963								
<u>USAF - TOTAL</u>	<u>6/53</u>	<u>44</u>	<u>1,318</u>	<u>1,407</u>	<u>923</u>	<u>731</u>	<u>192</u>	<u>1,045</u>
<u>Strategic - Total</u>	<u>3/37</u>	<u>29</u>	<u>839</u>	<u>860</u>	<u>452</u>	<u>303</u>	<u>149</u>	<u>510</u>
LGM-30A(SM-80A)	/3	3	150	150	140	107	33	149
LGM-30B(SM-80B)	/9	3	450	450	120	82	38	128
LGM-25A(SM-68A)	/6	6	54	60	54	35	19	60
LGM-25C(SM-68B)	/6	4	54	57	10	4	6	30
CGM-16D(SM-65D)	/4	4	32	35	30	17	13	36
CGM-16E(SM-65E)	/3	3	27	30	27	14	13	30
HGM-16F(SM-65F)	/6	6	72	78	71	44	27	77
<u>Air Defense - Total</u>	<u>2/8</u>	<u>8</u>	<u>383</u>	<u>403</u>	<u>381</u>	<u>351</u>	<u>30</u>	<u>396</u>
CIM-10A(IM-99A)	/2	2	195	209	193	178	15	206
CIM-10B(IM-99B)	/3	3	188	194	188	173	15	190
CIM-10A/B(IM-99A/B)	/3	3	a/	a/	a/	a/	a/	a/
<u>Tactical - Total</u>	<u>1/8</u>	<u>7</u>	<u>96</u>	<u>144</u>	<u>90</u>	<u>77</u>	<u>13</u>	<u>139</u>
MGM-13A(IM-76A)	/5	5	48	90	58	52	6	90
CGM-13B(IM-76B)	/3	2	48	54	32	25	7	49
31 December 1963								
<u>USAF - TOTAL</u>	<u>6/54</u>	<u>48</u>	<u>1,368</u>	<u>1,457</u>	<u>1,036</u>	<u>906</u>	<u>130</u>	<u>1,131</u>
<u>Strategic - Total</u>	<u>3/38</u>	<u>33</u>	<u>889</u>	<u>910</u>	<u>574</u>	<u>475</u>	<u>99</u>	<u>591</u>
LGM-30A(SM-80A)	/3	3	150	150	148	130	18	149
LGM-30B(SM-80B)	/10	5	500	500	190	175	15	190
HGM-25A(SM-68A)	/6	6	54	60	54	38	16	60
LGM-25C(SM-68B)	/6	6	54	57	54	49	5	54
CGM-16D(SM-65D)	/4	4	32	35	30	20	10	31
CGM-16E(SM-65E)	/3	3	27	30	27	17	10	30
HGM-16F(SM-65F)	/6	6	72	78	71	46	25	77
<u>Air Defense - Total</u>	<u>2/8</u>	<u>8</u>	<u>383</u>	<u>403</u>	<u>373</u>	<u>353</u>	<u>20</u>	<u>396</u>
CIM-10A(IM-99A)	/2	2	195	209	196	184	12	206
CIM-10B(IM-99B)	/3	3	188	194	177	169	8	190
CIM-10A/B(IM-99A/B)	/3	3	a/	a/	a/	a/	a/	a/
<u>Tactical - Total</u>	<u>1/8</u>	<u>7</u>	<u>96</u>	<u>144</u>	<u>89</u>	<u>78</u>	<u>11</u>	<u>144</u>
MGM-13A(IM-76A)	/5	5	48	90	57	51	6	90
CGM-13B(IM-76B)	/3	2	48	54	32	27	5	54
31 March 1964								
<u>USAF - TOTAL</u>	<u>8/55</u>	<u>50</u>	<u>1,418</u>	<u>1,507</u>	<u>1,157</u>	<u>1,001</u>	<u>156</u>	<u>1,260</u>
<u>Strategic - Total</u>	<u>5/39</u>	<u>35</u>	<u>939</u>	<u>960</u>	<u>703</u>	<u>572</u>	<u>131</u>	<u>725</u>
LGM-30A(SM-80A)	/3	3	150	150	149	143	6	149
LGM-30B(SM-80B)	/11	7	550	550	318	282	36	319
HGM-25A(SM-68A)	/6	6	54	60	54	27	27	61
LGM-25C(SM-68B)	/6	6	54	57	54	53	1	56
CGM-16D(SM-65D)	/4	4	27	30	27	17	10	27
CGM-16E(SM-65E)	/3	3	29	32	29	17	12	34
HGM-16F(SM-65F)	/6	6	75	81	72	33	39	79

SECRET

DOWNGRADED AT 3 YEAR INTERVALS;
DECLASSIFIED AFTER 12 YEARS.
DOD DIR. 5200.10

TABLE 6 - USAF COMBAT FORCES AND READINESS STATUS OF MISSILES, BY WEAPONS SYSTEM AT END OF QUARTER - FY 1964

WEAPONS SYSTEM	Wings and Squadrons Organized	Squadrons Equipped	Authorized Launchers	MISSILES				Possessed
				COMBAT CAPABILITY				
				Authorized	Total	Alert	Emergency Combat Capability	
31 MARCH 1964 (Continued)								
<u>Air Defense - Total</u>	<u>2/8</u>	<u>8</u>	<u>383</u>	<u>403</u>	<u>368</u>	<u>353</u>	<u>15</u>	<u>391</u>
CIM-10A(IM-99A)	<u>7/2</u>	<u>2</u>	<u>195</u>	<u>209</u>	<u>181</u>	<u>173</u>	<u>8</u>	<u>203</u>
CIM-10B(IM-99B)	<u>7/3</u>	<u>3</u>	<u>188</u>	<u>194</u>	<u>187</u>	<u>180</u>	<u>7</u>	<u>188</u>
CIM-10A/B(IM-99A/B)	<u>7/3</u>	<u>3</u>	<u>a/</u>	<u>a/</u>	<u>a/</u>	<u>a/</u>	<u>a/</u>	<u>a/</u>
<u>Tactical - Total</u>	<u>1/8</u>	<u>7</u>	<u>96</u>	<u>144</u>	<u>86</u>	<u>76</u>	<u>10</u>	<u>144</u>
MGM-13A(TM-76A)	<u>7/5</u>	<u>5</u>	<u>48</u>	<u>90</u>	<u>54</u>	<u>48</u>	<u>6</u>	<u>90</u>
CGM-13B(TM-76B)	<u>7/3</u>	<u>2</u>	<u>48</u>	<u>54</u>	<u>32</u>	<u>28</u>	<u>4</u>	<u>54</u>
30 JUNE 1964								
<u>USAF - TOTAL</u>	<u>9/54</u>	<u>51</u>	<u>1,461</u>	<u>1,542</u>	<u>1,185</u>	<u>1,036</u>	<u>149</u>	<u>1,247</u>
<u>Strategic - Total</u>	<u>6/38</u>	<u>35</u>	<u>974</u>	<u>995</u>	<u>806</u>	<u>679</u>	<u>127</u>	<u>826</u>
LGM-30A(SM-80A)	<u>7/3</u>	<u>3</u>	<u>150</u>	<u>150</u>	<u>149</u>	<u>131</u>	<u>18</u>	<u>149</u>
LGM-30B(SM-80B)	<u>7/12</u>	<u>9</u>	<u>600</u>	<u>600</u>	<u>437</u>	<u>416</u>	<u>21</u>	<u>438</u>
HGM-25A(SM-68A)	<u>7/6</u>	<u>6</u>	<u>54</u>	<u>60</u>	<u>54</u>	<u>21</u>	<u>33</u>	<u>59</u>
LGM-25C(SM-68B)	<u>7/6</u>	<u>6</u>	<u>54</u>	<u>57</u>	<u>54</u>	<u>47</u>	<u>7</u>	<u>57</u>
CGM-16E(SM-65E)	<u>7/2</u>	<u>2</u>	<u>18</u>	<u>20</u>	<u>18</u>	<u>15</u>	<u>3</u>	<u>18</u>
CGM-16E(SM-65E)	<u>7/3</u>	<u>3</u>	<u>27</u>	<u>30</u>	<u>26</u>	<u>14</u>	<u>12</u>	<u>31</u>
HGM-16F(SM-65F)	<u>7/6</u>	<u>6</u>	<u>71</u>	<u>78</u>	<u>68</u>	<u>35</u>	<u>33</u>	<u>74</u>
<u>Air Defense - Total</u>	<u>2/8</u>	<u>8</u>	<u>383</u>	<u>403</u>	<u>277</u>	<u>266</u>	<u>11</u>	<u>277</u>
CIM-10A(IM-99A)	<u>7/2</u>	<u>2</u>	<u>195</u>	<u>209</u>	<u>90</u>	<u>88</u>	<u>2</u>	<u>90</u>
CIM-10B(IM-99B)	<u>7/3</u>	<u>3</u>	<u>188</u>	<u>194</u>	<u>187</u>	<u>178</u>	<u>9</u>	<u>187</u>
CIM-10A/B(IM-99A/B)	<u>7/3</u>	<u>3</u>	<u>a/</u>	<u>a/</u>	<u>a/</u>	<u>a/</u>	<u>a/</u>	<u>a/</u>
<u>Tactical - Total</u>	<u>1/8</u>	<u>8</u>	<u>104</u>	<u>144</u>	<u>102</u>	<u>91</u>	<u>11</u>	<u>144</u>
MGM-13A(TM-76A)	<u>7/5</u>	<u>5</u>	<u>56</u>	<u>90</u>	<u>61</u>	<u>52</u>	<u>9</u>	<u>90</u>
CGM-13B(TM-76B)	<u>7/3</u>	<u>3</u>	<u>48</u>	<u>54</u>	<u>41</u>	<u>39</u>	<u>2</u>	<u>54</u>

a/ Included in figures above.

Source: Data Applications Division, Data Services Center, Comptroller of the Air Force.

DOWNGRADED AT 3 YEAR INTERVALS;
DECLASSIFIED AFTER 12 YEARS.
DOD DIR. 5200.10

SECRET**TABLE 7 - RELATIVE COMBAT CAPABILITIES OF USAF COMBAT FORCES BY KIND OF UNIT,
SEMIANNUALLY - FY 1964**

KIND OF UNIT	31 DECEMBER 1963					30 JUNE 1964				
	TOTAL	C-1	C-2	C-3	C-4	TOTAL	C-1	C-2	C-3	C-4
COMBAT WGS/SQS - TOTAL	86/315	197	57	40	21	83/319	205	22	38	24
Strategic Forces - Total	32/124	91	2	20	11	33/118	82	11	20	5
Bombardment, Heavy	14/42	41	-	-	1	14/42	36	6	-	-
Bombardment, Medium	12/36	36	-	-	-	11/33	30	-	3	-
Electronic Countermeasure	2/6	6	-	-	-	1/3	3	-	-	-
Strategic Reconnaissance, Medium	1/2	2	-	-	-	1/2	-	2	-	-
Strategic Missile	3/38	6	2	20	10	6/38	13	3	17	5
Air Defense Forces - Total	18/60	34	16	7	3	14/48	30	13	5	-
Fighter Interceptor <u>a/</u>	16/52	26	16	7	3	12/40	26	11	3	-
Interceptor Missile	2/8	8	-	-	-	2/8	4	2	2	-
Tactical Forces - Total	36/131	72	39	13	7	36/153	93	28	13	19
Tactical Bomb	1/3	3	-	-	-	1/2	-	2	-	-
Tactical Fighter	20/72	46	12	10	4	21/79	53	7	3	16
Fighter Interceptor <u>a/</u>	-	-	-	-	-	9	8	1	-	-
Tactical Reconnaissance	3/14	9	5	-	-	3/14	14	-	-	-
Troop Carrier (Industrial Fund)	2/6	6	6	-	-	2/7	-	6	1	-
Troop Carrier (Non-Industrial Fund)	9/28	8	15	3	2	9/28	11	11	3	3
Special Air Warfare <u>b/</u>	1/6	2	-	2	2	1/6	-	1	5	-
Tactical Missile	1/8	6	1	-	1	1/8	7	-	1	-

MISSILE UNITS

C-1 - FULLY COMBAT READY. High degree of relative effectiveness. Unit adequately manned, equipped, and trained to perform primary mission capably. At least 80 per cent of authorized launchers are on primary alert.

C-2 - COMBAT READY. Lesser degree of capability than C-1. Minor deficiencies exist in personnel, facilities, equipment, training, etc. At least 65 per cent of authorized launchers are on primary alert.

C-3 - MARGINALLY COMBAT READY. Lesser degree of capability than C-2. Major deficiencies exist in personnel, facilities equipment, training, etc. At least 35 per cent of authorized launchers are on primary alert.

C-4 - NOT COMBAT READY. Very low degree of effectiveness. Unit cannot perform primary mission. Extreme deficiencies exist in personnel, facilities, equipment, training, etc. Primary alert percentages are lower than those for C-3. This rating may be used for units in process of activation, inactivation, and major missile conversion.

AIRCRAFT UNITS

C-1 - FULLY COMBAT READY. High degree of relative effectiveness. Unit adequately manned, equipped, trained, and fully capable of performing primary mission. At least 85 per cent of authorized aircraft are possessed; at least 71 per cent of authorized aircraft are combat ready; at least 80 per cent of authorized aircrews are formed; at least 75 per cent of authorized aircrews are combat ready.

C-2 - COMBAT READY. Lesser degree of capability than C-1. Minor deficiencies exist in personnel, facilities, equipment, training, etc. Sixty-one to eighty-four per cent of authorized aircraft are possessed; 51-70 per cent of authorized aircraft are combat ready; 56-79 per cent of authorized aircrews are formed; 51-74 per cent of authorized aircrews are combat ready.

C-3 - MARGINALLY COMBAT READY. Lesser degree of capability than C-2. Major deficiencies exist in personnel, facilities, equipment, training, etc. Thirty-one to sixty per cent of authorized aircraft are possessed; 25-50 per cent of authorized aircraft are combat ready; 31-55 per cent of authorized aircrews are formed; 25-50 per cent of authorized aircrews are combat ready.

C-4 - NOT COMBAT READY. Very low degree of effectiveness. Unit cannot perform primary mission. Extreme deficiencies exist in personnel, facilities, equipment, training, etc. Aircraft and aircrew percentages are lower than those for C-3. This rating may be used for units in process of activation, inactivation, and major aircraft conversion.

a/ Fighter Interceptor in PACAF, USAF, and Iceland included in Tactical Forces in June 1964.

b/ Not included in totals in December 1963.

Source: Data Applications Division, Data Services Center, Comptroller of the Air Force.


SECRET

DOWNGRADED AT 3 YEAR INTERVALS;
DECLASSIFIED AFTER 12 YEARS.
DOD DIR. 5200.10

Flight Operations

FLIGHT OPERATIONS

PART II



FLIGHT OPERATIONS

INTRODUCTION

Aircraft flight operations data included in this section are based on statistics submitted in accordance with AFM 65-110, RCS: 1-AF-A1. These reports are compiled on a physical possession basis with the various activity categories determined by the assignment or status of the aircraft rather than actual use.

The tables provide summary data covering flight operations for operating active USAF aircraft and include aircraft flying hours, utilization, etc. Non-operating active totals are shown as a one-line entry.

DEFINITIONS

OPERATING ACTIVE AIRCRAFT - Aircraft currently and actively engaged in or supporting flying missions. Assignment codes are as follows:

Combat Support Units - Aircraft assigned for the direct accomplishment of combat support operations.

Combat Units - Aircraft assigned for the direct accomplishment of combat unit operations.

Combat Flying Support - Aircraft assigned for the purpose of accomplishing essential combat flying functions that cannot be performed in tactical type aircraft.

Bailment Test - Aircraft assigned to approved Air Force contractors for the performance or support of research, development, or test programs for the Air Force.

Test Support - Aircraft assigned for the purpose of supporting test programs by actual participation.

Test - Aircraft assigned to evaluate the aircraft or its components or for the purpose of research, development, or test of equipment requiring airborne platform.

Industrial Funded - Aircraft assigned to Military Air Transport Service (MATS) for the accomplishment of single manager operations for airlift service.

Administrative - Aircraft assigned to support command administrative, executive, and inspection functions.

Combat Unit Support - Aircraft assigned for the direct support of combat units and combat supporting unit operations.

Operational Support - Aircraft assigned to Air Force units in support of proficiency flying for those rated personnel who are not assigned to crew positions and cannot be provided their AFR 60-2 flying requirements in aircraft assigned in any other code.

Special Activity - Aircraft assigned to accomplish special activities of the Air Force and other Government agencies.

Local Rescue - Aircraft assigned to accomplish necessary local rescue missions.

Command Mission Support - Aircraft assigned to accomplish necessary unscheduled airlift of personnel and materiel in support of Air Force bases and units.

Student and Combat Crew Training - Aircraft assigned to accomplish student and combat crew training or indoctrination.

MISSION/DESIGN/SERIES - Air Force Regulations 66-11, Designating, Redesignating, and Naming Military Aircraft, dated, 18 September 1962 and 66-11A dated, 15 January 1964 and 66-20, Designating, Redesignating, and Naming Military Rockets and Guided Missiles dated, 27 June 1963 and 66-20A dated, 30 January 1964, establish a uniform system for designating, redesignating, and naming military aircraft and missiles. The phrase Type/Model/Series (T/M/S) has been replaced by Mission/Design/Series (M/D/S) for aircraft and Type/Design/Series (T/D/S) for missiles. For the purpose of this USAF Statistical Digest, Mission/Design/Series will be used for both aircraft and missiles.

NON-OPERATING ACTIVE AIRCRAFT - Aircraft of the following types: In preparation or awaiting preparation for MAP possession; Flyable Storage; Contract Work (for use by Air Force Logistics Command only); Crash Damage; Extended Transient Maintenance (for base use only); Depot Level Work - Field Teams; Performance of depot level maintenance and repair; Crash Damage (for base use only); Depot Prototyping (for use by Air Force Logistics Command only); Crash Damage - (to be used only on reassignment to Air Force Logistics Command); and Excess to Command.

INACTIVE AIRCRAFT - Exempt from reporting.

SECRET**TABLE 8 - USAF FLIGHT OPERATIONS OF ACTIVE AIRCRAFT BY**

(Rates are based on hours flown per average aircraft on hand during the quarter.)

MISSION AND DESIGN	TOTAL		FIRST QUARTER			SECOND QUARTER		
	Hours Flown	Average Aircraft On Hand During Year	Hours Flown	Average Aircraft On Hand During Quarter	Quarter Utilization Rate	Hours Flown	Average Aircraft On Hand During Quarter	Quarter Utilization Rate
TOTAL	6,028,207	12,918	1,528,433	12,958	118	1,442,011	12,981	111
OPERATING ACTIVE - TOTAL	6,003,561	11,826	1,520,748	11,982	127	1,436,121	11,840	121
NON-OPERATING ACTIVE - TOTAL . .	24,646	1,092	7,685	976	8	5,890	1,141	5
								OPERATING
BOMBER - TOTAL	753,125	1,543	193,766	1,571	123	186,058	1,552	120
B-66	2,003	15	499	15	33	506	15	34
B-58	26,625	76	6,792	71	96	6,375	70	91
B/RB-57B	27,230	73	7,357	76	97	7,066	70	101
B/TB-57C/E	26,176	54	6,670	55	121	5,913	53	112
B-52	411,887	601	104,191	613	170	102,747	615	167
B-47	208,298	591	55,822	609	92	51,661	595	87
EB-47	45,757	126	12,200	130	94	11,557	131	88
A-1E	5,149	7	235	2	118	233	3	78
TANKER - TOTAL	423,844	990	109,836	1,032	106	106,188	998	106
KC-135	292,232	614	67,763	592	114	71,913	606	119
KC-97	104,452	306	32,006	348	92	26,553	310	86
KB-50	27,160	70	10,067	92	109	7,722	82	94
FIGHTER - TOTAL	890,437	3,022	233,845	3,065	76	214,435	3,002	71
F-106	63,649	250	15,926	252	63	14,101	252	60
F-105	128,686	512	32,332	453	71	34,092	500	68
F-104A/B	14,295	58	4,184	60	70	3,460	62	56
F-104C/D	17,530	61	4,620	63	73	4,068	61	67
F-104G/H	2,096	11	429	9	48	302	8	38
F-102A	155,803	486	41,505	492	84	36,183	481	75
TF-102A	19,512	69	4,888	72	68	4,345	67	65
F-101A/C	22,676	64	6,019	68	89	5,476	65	84
F/TF-101B	82,994	242	21,454	255	84	19,561	240	82
F/TF-101F	17,522	46	4,230	44	96	4,258	48	89
F-100	284,079	942	76,377	994	77	68,515	931	74
F-86F/H	5,519	24	1,276	24	53	1,285	22	58
F-84	55,613	203	17,976	253	71	16,004	234	68
F-5A/B	1,052	2	82	-	-	94	-	-
F-4B/C	19,138	52	2,547	26	98	2,691	31	87
YAT-28E	126	-	-	-	-	-	-	-
YAT-37D	147	-	-	-	-	-	-	-
RECONNAISSANCE - TOTAL	242,291	463	64,741	446	145	50,970	451	113
RB-66	35,099	116	8,413	112	75	8,765	120	73
WB-66	2,513	12	361	11	33	743	12	62
YRB-58	46	1	8	1	8	27	1	27
RB-57A/C/D/E/F	8,337	24	3,337	31	108	2,435	29	84
RB-50	8,806	16	2,186	15	146	1,874	14	134

SECRET

DOWNGRADED AT 3 YEAR INTERVALS;
DECLASSIFIED AFTER 12 YEARS.
DOD DIR. 5200.10

MISSION AND DESIGN OF AIRCRAFT, WORLD-WIDE, BY QUARTER - FY 1964

(See definitions for changes in title and stub terminology over FY 1963 table.)

THIRD QUARTER			FOURTH QUARTER			MISSION AND DESIGN
Hours Flown	Average Aircraft On Hand During Quarter	Quarter Utilization Rate	Hours Flown	Average Aircraft On Hand During Quarter	Quarter Utilization Rate	
<u>1,497,056</u>	<u>12,969</u>	<u>115</u>	<u>1,560,707</u>	<u>12,762</u>	<u>133</u>	<u>TOTAL</u>
1,491,275 5,781	11,778 1,191	126 5	1,555,417 5,290	11,703 1,059	133 5	OPERATING ACTIVE - TOTAL NON-OP ACTIVE - TOTAL
ACTIVE						
<u>187,364</u> 469 6,713 6,728 6,338 101,968 52,165 11,895 1,088	<u>1,556</u> 15 79 73 54 603 600 124 8	<u>120</u> 31 85 92 117 169 87 96 136	<u>185,937</u> 529 6,745 6,079 7,255 102,981 48,650 10,105 3,593	<u>1,492</u> 14 82 74 53 575 560 118 16	<u>125</u> 38 82 82 137 179 87 86 225	<u>BOMBER - TOTAL</u> B-66 B-58 B/RB-57B B/TB-57C/E B-52 B-47 EB-47 A-1E
<u>105,051</u> 75,074 24,433 5,544	<u>987</u> 621 303 63	<u>106</u> 121 81 88	<u>102,769</u> 77,482 21,460 3,827	<u>944</u> 638 263 43	<u>109</u> 121 82 89	<u>TANKER - TOTAL</u> KC-135 KC-97 KB-50
<u>217,467</u> 15,164 35,680 3,126 4,397 489 37,634 4,942 5,282 19,798 4,535 67,662 1,427 12,350 187 4,794 - -	<u>2,997</u> 248 536 55 60 9 491 69 62 235 49 911 23 195 2 52 - -	<u>73</u> 61 67 57 73 54 77 72 85 84 93 74 62 63 94 92 - -	<u>224,690</u> 18,458 26,582 3,525 4,445 876 40,481 5,337 5,899 22,181 4,499 71,525 1,531 9,283 689 9,106 126 147	<u>3,025</u> 251 557 53 61 17 479 67 62 241 45 931 25 131 6 97 1 1	<u>74</u> 74 48 67 73 52 85 80 95 92 100 77 61 71 115 94 126 147	<u>FIGHTER - TOTAL</u> F-106 F-105 F-104A/B F-104C/D F-104G/H F-102A TF-102A F-101A/C F/TF-101B F/TF-101F F-100 F-86F/H F-84 F-5A/B F-4B/C YAT-28E YAT-37D
<u>62,969</u> 8,555 728 11 1,469 2,580	<u>494</u> 119 12 1 25 18	<u>127</u> 72 61 11 59 143	<u>63,611</u> 9,366 681 - 1,096 2,166	<u>460</u> 111 12 1 12 16	<u>138</u> 84 57 - 91 135	<u>RECONNAISSANCE - TOTAL</u> RB-66 WB-66 YRB-58 RB-57A/C/D/E/F RB-50

DOWNGRADED AT 3 YEAR INTERVALS; DECLASSIFIED AFTER 12 YEARS. DOD DIR. 5200.10

SECRET**TABLE 8 - USAF FLIGHT OPERATIONS OF ACTIVE AIRCRAFT BY MISSION**

MISSION AND DESIGN	TOTAL		FIRST QUARTER			SECOND QUARTER		
	Hours Flown	Average Aircraft On Hand During Year	Hours Flown	Average Aircraft On Hand During Quarter	Quarter Utilization Rate	Hours Flown	Average Aircraft On Hand During Quarter	Quarter Utilization Rate
OPERATING ACT								
RECONNAISSANCE (Continued)								
WB-50	15,267	16	5,743	25	230	4,191	17	247
RB/WB-47	29,763	64	5,714	51	112	7,342	71	103
B/RB-45	128	-	34	-	-	58	-	-
RC-135	1,940	2	-	-	-	-	-	-
RC-130	9,626	14	2,251	14	161	2,261	13	174
EC/RC-121D/H	77,830	58	23,253	62	375	10,936	36	304
EC-121Q	2,193	2	-	-	-	-	-	-
EC-47	1,094	3	194	2	97	303	3	101
RC-47	1,183	2	218	2	109	268	2	134
RF-104G	90	-	19	-	-	46	-	-
YRF/RF-101A/C	47,270	129	12,951	120	108	11,364	128	89
RF-84F	740	3	23	-	-	306	4	77
RT-33A	193	1	23	-	-	37	1	37
RF-4C	173	-	13	-	-	14	-	-
SEARCH AND RESCUE - TOTAL	156,426	429	41,860	443	94	34,939	421	83
HU-16B	18,297	35	5,051	35	144	4,116	35	118
HC-54D	22,457	33	5,741	34	169	4,659	32	146
HC-47	3,706	6	1,015	5	203	1,001	7	143
HH-43B a/	44,463	147	10,608	143	74	9,915	138	72
CH/HH-21B a/	21,516	73	6,330	78	81	5,192	74	70
UH/HH-19 a/	45,987	135	13,115	148	89	10,056	135	74
SPECIAL RESEARCH - TOTAL	279	-	50	-	-	98	-	-
X-21	279	-	50	-	-	98	-	-
CARGO - TOTAL	1,734,226	2,073	415,903	2,049	203	425,138	2,080	204
C-141	187	-	-	-	-	-	-	-
C/VC-140	8,407	14	1,933	14	138	2,110	14	151
VC-137	3,068	4	784	3	261	697	3	232
C-135	68,104	38	15,958	41	389	17,107	37	462
C-133	62,072	41	17,621	44	400	13,424	41	327
C/VC-131	71,933	97	17,980	96	187	17,513	96	182
C-130	329,057	428	65,987	368	179	71,062	404	176
C-124	432,456	360	100,205	365	275	105,129	361	291
C-123	105,701	161	24,552	153	160	26,182	165	159
C/VC-121	31,615	32	10,168	38	268	15,652	57	275
C-119	304	1	118	1	118	120	2	60
C/VC-118	136,739	115	38,689	123	315	36,861	122	302
C-117	12,862	19	3,217	19	169	3,279	18	182
C-97	10,141	15	2,470	18	137	7,195	41	175
YC-97J	907	2	325	2	163	230	2	115
HC/C-97D/F/G/K	18,868	28	3,448	19	181	-	-	-
C/EC/VC-54	152,580	223	38,014	225	169	36,784	220	167
C/VC-47	284,555	484	73,961	512	144	71,064	489	145
CH-47A a/	294	2	49	2	50	40	2	20
CH-3A/B a/	4,376	9	424	6	71	689	6	115

DOWNGRADED AT 3 YEAR INTERVALS;
 DECLASSIFIED AFTER 12 YEARS.
 DOD DIR. 5200.10

SECRET

AND DESIGN OF AIRCRAFT, WORLD-WIDE, BY QUARTER - FY 1964 (CONTINUED)

THIRD QUARTER			FOURTH QUARTER			MISSION AND DESIGN
Hours Flown	Average Aircraft On Hand During Quarter	Quarter Utilization Rate	Hours Flown	Average Aircraft On Hand During Quarter	Quarter Utilization Rate	
IVE (Continued)						RECONNAISSANCE (Continued)
2,707	12	226	2,626	11	239	WB-50
8,193	71	115	8,514	64	133	RB/WB-47
7	-	-	29	-	-	B/RB-45
899	3	300	1,041	4	260	RC-135
2,990	15	173	2,524	14	180	RC-130
21,838	69	316	21,803	67	325	EC/RC-121D/H
1,200	4	300	993	4	248	EC-121Q
235	3	78	362	3	121	EC-47
346	2	173	351	2	176	RC-47
16	-	-	9	-	-	RF-104G
11,159	135	83	11,796	134	88	YRF/RF-101A/C
297	4	74	114	4	29	RF-84F
93	1	93	40	1	40	RT-33A
46	-	-	100	-	-	RF-4C
<u>38,828</u>	<u>433</u>	<u>90</u>	<u>40,799</u>	<u>419</u>	<u>97</u>	SEARCH AND RESCUE - TOTAL
4,682	35	134	4,448	34	131	HU-16B
6,261	36	174	5,796	33	176	HC-54D
903	7	129	787	6	131	HC-47
11,455	153	75	12,485	154	81	HH-43B a/
4,728	71	67	5,266	66	80	CH/HH-21B a/
10,799	131	82	12,017	126	95	UH/HH-19 a/
<u>41</u>	<u>-</u>	<u>-</u>	<u>90</u>	<u>-</u>	<u>-</u>	SPECIAL RESEARCH - TOTAL
<u>41</u>	<u>-</u>	<u>-</u>	<u>90</u>	<u>-</u>	<u>-</u>	X-21
<u>433,236</u>	<u>2,055</u>	<u>211</u>	<u>459,949</u>	<u>2,106</u>	<u>218</u>	CARGO - TOTAL
28	-	-	159	-	-	C-141
2,216	14	158	2,148	15	143	C/VC-140
677	4	169	910	4	228	VC-137
18,326	37	495	16,713	37	452	C-135
15,469	40	387	15,558	39	399	C-133
18,217	97	188	18,223	97	188	C/VC-131
86,983	448	194	105,025	493	213	C-130
111,505	357	312	115,617	359	322	C-124
26,701	162	165	28,266	164	172	C-123
2,568	15	171	3,227	18	179	C/VC-121
66	1	66	-	-	-	C-119
31,158	112	278	30,031	102	294	C/VC-118
3,282	19	173	3,084	19	162	C-117
266	-	-	210	-	-	C-97
180	1	180	172	1	172	YC-97J
7,295	43	170	8,125	49	166	HC/C-97D/F/G/K
38,546	219	176	39,236	228	172	C/EC/VC-54
68,170	474	144	71,360	463	154	C/VC-47
143	3	48	62	2	31	CH-47A a/
1,440	9	160	1,823	16	114	CH-3A/B a/

DOWNGRADED AT 3 YEAR INTERVALS;
DECLASSIFIED AFTER 12 YEARS.
DOD DIR. 5200.10

SECRET

TABLE 8 - USAF FLIGHT OPERATIONS OF ACTIVE AIRCRAFT BY MISSION

MISSION AND DESIGN	TOTAL		FIRST QUARTER			SECOND QUARTER		
	Hours Flown	Average Aircraft On Hand During Year	Hours Flown	Average Aircraft On Hand During Quarter	Quarter Utilization Rate	Hours Flown	Average Aircraft On Hand During Quarter	Quarter Utilization Rate
OPERATING ACT								
<u>TRAINER - TOTAL</u>	1,602,408	2,945	413,950	3,023	137	368,952	2,970	124
T-39	119,619	140	24,104	127	190	28,251	143	198
T-38	156,355	331	35,512	287	124	31,077	315	99
T-37	357,665	565	92,656	559	166	76,897	567	136
T-33	696,678	1,465	195,548	1,614	121	167,191	1,499	112
T/VT-29	195,684	307	48,346	305	159	45,384	306	148
T-28	42,985	71	9,681	70	138	10,329	71	145
TB-58	4,066	6	747	5	149	1,173	6	196
TB-47	176	1	25	1	25	56	1	56
B/RB/TB-26	10,041	20	3,053	23	133	4,217	28	151
TC-121	5,803	5	1,367	4	342	1,390	5	278
TC-54	3,809	8	932	8	117	882	8	110
TC-47	99	-	96	1	96	3	-	-
TC/C-46	7,531	16	1,633	15	109	1,862	16	116
TF-104G/H	1,897	10	250	4	63	240	5	48
<u>UTILITY - TOTAL</u>	200,525	361	46,797	353	133	49,343	366	135
UH-1 a/	783	2	183	1	183	276	2	138
UH-13 a/	913	2	223	1	223	262	2	131
U-10A/B	10,885	22	2,857	21	136	2,227	23	97
U-6A	44,417	118	10,899	127	86	10,603	117	91
U-4A/B	7,466	14	1,876	14	134	1,948	14	139
U-3A/B	116,791	183	29,234	183	160	28,086	183	153
OV-1	101	-	17	-	-	40	-	-
O-1 (L-19)	2,152	4	582	4	146	332	4	83
TO-1D	16,445	14	926	2	463	5,483	19	289
U-1A	572	2	-	-	-	86	2	43
NON-OPERAT								
<u>TOTAL</u>	<u>24,646</u>	<u>1,092</u>	<u>7,685</u>	<u>976</u>	<u>8</u>	<u>5,890</u>	<u>1,141</u>	<u>5</u>

a/ Previous editions of the USAF Statistical Digest tables included a breakout of Helicopters. Beginning with

Source: Data Applications Division, Data Services Center, Comptroller of the Air Force

SECRET

DOWNGRADED AT 3 YEAR INTERVALS;
DECLASSIFIED AFTER 12 YEARS.
DOD DIR. 5200.10

AND DESIGN OF AIRCRAFT, WORLD-WIDE, BY QUARTER - FY 1964 (CONTINUED)

THIRD QUARTER			FOURTH QUARTER			MISSION AND DESIGN
Hours Flown	Average Aircraft On Hand During Quarter	Quarter Utilization Rate	Hours Flown	Average Aircraft On Hand During Quarter	Quarter Utilization Rate	
IVE (Continued)						
396,812	2,890	136	422,694	2,898	146	<u>TRAINER - TOTAL</u>
32,697	144	227	34,567	146	237	T-39
37,618	328	108	52,148	395	132	T-38
89,522	555	156	98,590	580	170	T-37
166,056	1,410	118	167,883	1,336	126	T-33
50,745	311	163	51,209	307	167	T/VT-29
11,592	73	159	11,383	70	163	T-28
1,161	6	194	985	5	197	TB-58
54	1	54	41	1	41	TB-47
2,722	26	105	49	4	12	B/RB/TB-26
1,484	4	371	1,562	5	312	TC-121
907	8	113	1,088	8	136	TC-54
-	-	-	-	-	-	TC-47
1,863	15	124	2,173	18	121	TC/C-46
391	9	43	1,016	23	44	TF-104G/H
49,507	366	135	54,878	359	153	<u>UTILITY - TOTAL</u>
158	2	79	166	1	166	UH-1 a/
147	1	147	281	2	141	UH-13 a/
2,298	24	96	3,503	22	-	U-10A/B
11,728	118	99	11,187	111	101	U-6A
1,857	14	133	1,785	14	128	U-4A/B
27,738	183	152	31,733	184	172	U-3A/B
13	-	-	31	-	-	OV-1
479	4	120	759	4	190	O-1 (L-19)
4,893	17	288	5,143	18	268	TO-1D
196	3	65	290	3	97	U-1A
ING ACTIVE						
5,781	1,191	5	5,290	1,059	5	TOTAL

this edition, Helicopters are included in Search and Rescue, Cargo, and Utility categories.

DOWNGRADED AT 3 YEAR INTERVALS;
DECLASSIFIED AFTER 12 YEARS.
DOD DIR. 5800.10

TABLE 9 - USAF FLIGHT OPERATIONS BY TYPE OF ACTIVITY, WORLD-WIDE, BY QUARTER - FY 1964

TYPE OF ACTIVITY	TOTAL		FIRST QUARTER		SECOND QUARTER		THIRD QUARTER		FOURTH QUARTER	
	Hours Flown	Average Aircraft On Hand During Year	Hours Flown	Average Aircraft On Hand During Quarter	Hours Flown	Average Aircraft On Hand During Quarter	Hours Flown	Average Aircraft On Hand During Quarter	Hours Flown	Average Aircraft On Hand During Quarter
<u>TOTAL</u>	<u>6,028,207</u>	<u>12,918</u>	<u>1,528,433</u>	<u>12,958</u>	<u>1,442,011</u>	<u>12,981</u>	<u>1,497,056</u>	<u>12,969</u>	<u>1,560,707</u>	<u>12,762</u>
<u>OPERATING ACTIVE - TOTAL</u>	<u>6,003,561</u>	<u>11,826</u>	<u>1,520,748</u>	<u>11,982</u>	<u>1,436,121</u>	<u>11,840</u>	<u>1,491,275</u>	<u>11,778</u>	<u>1,555,417</u>	<u>11,703</u>
Combat Unit	1,560,289	4,140	406,734	4,203	386,192	4,174	384,917	4,142	382,446	4,041
Combat Support Unit	1,151,566	2,185	281,473	2,161	277,357	2,179	288,426	2,213	304,310	2,186
Combat Flying Support	243,122	523	63,773	566	58,941	529	60,591	503	59,817	495
Combat Unit Support	107,802	167	26,115	174	25,761	168	28,119	165	27,807	161
Industrial Fund	734,545	552	177,841	558	175,931	549	187,111	551	193,662	548
Student and Combat Crew Training	1,077,923	2,179	286,028	2,176	237,647	2,168	260,811	2,145	293,437	2,227
Operational Support	260,866	522	67,396	578	66,565	534	63,998	507	62,907	471
Administrative	79,985	120	18,922	118	19,064	114	20,575	119	21,424	127
Special Activity	112,783	220	25,201	201	28,227	220	28,556	227	30,799	233
Utility Transportation	584,570	920	145,678	958	139,646	919	145,662	902	153,584	900
Test Support	76,191	261	18,836	259	17,866	255	18,727	261	20,762	269
Test	6,268	37	1,068	30	1,083	31	1,936	43	2,181	45
Bailment Test	7,651	-	1,683	-	1,841	-	1,846	-	2,281	-
<u>NON-OPERATING ACTIVE - TOTAL</u>	<u>24,646</u>	<u>1,092</u>	<u>7,685</u>	<u>976</u>	<u>5,890</u>	<u>1,141</u>	<u>5,781</u>	<u>1,191</u>	<u>5,290</u>	<u>1,059</u>

Source: Data Applications Division, Data Services Center, Comptroller of the Air Force

DOWNGRADED AT 3 YEAR INTERVALS;
DECLASSIFIED AFTER 12 YEARS.
DOD DIR. 5200.10

Safety

PART III



FLYING SAFETY

INTRODUCTION

The content of this section presents data on aircraft accidents which occurred in the United States Air Force, the Air National Guard, the Air Force Reserve, and the Navy units flying for the Military Air Transport Service during Fiscal Year 1964.

All rates are expressed in number of accidents per 100,000 flying hours.

Unless otherwise noted, all aircraft accident data shown in this part are for flight accidents only.

Final changes to aircraft accident statistics extend over a period of several months. Data presented herein for fiscal year 1964 are as of 1 September 1964.

Aircraft accident statistics, other than consolidated reports, are unclassified and will bear the legend "For Official Use Only." A complete compilation of accidents and flying experience of major organizational units of the USAF is considered security information. Aircraft accident statistics will be used solely for accident prevention purposes unless released by competent authority.

DEFINITIONS

AIRCRAFT ACCIDENT - A mishap involving minor or substantial damage as defined in paragraph 4, AFR 127-4.

BAILMENT AND/OR LOAN - Accidents in aircraft which are on bailment contract or on loan are included in the total number of accidents and in the rate computations appearing in this section.

FATAL ACCIDENT - An aircraft accident in which one or more persons sustains fatal injury.

FATALITY - A death resulting from injuries or the complication arising from injuries received in an aircraft accident. Fatalities enumerated include all persons killed or missing as a result of Air Force aircraft accidents. Pilot fatalities apply to United States Air Force, Air National Guard, Air Force Reserves, and Military Air Transport Service Navy pilots only.

FLIGHT ACCIDENT - A mishap which results in damage to, or destruction of one or more USAF aircraft when intent for flight exists as defined in paragraph 4, c(1), AFR 127-4.

MISSION/DESIGN/SERIES - Air Force Regulations 66-11 dated 18 September 1964 and 66-11A dated 15 January 1964 Designating, Redesignating, and Naming Military Aircraft, establish a uniform system for designating, redesignating, and naming military aircraft. The phrase Type/Model/Series (T/M/S) has been replaced by Mission/Design/Series (M/D/S) for aircraft.

NON-FLIGHT ACCIDENT - A mishap resulting in damage or destruction to an Air Force aircraft not in operation, or in operation when no intent for flight exists as defined in paragraph 4, (2), AFR 127-4. Beginning, 1 January 1963, non-flight accidents have not been included in rate computations.

MAJOR ACCIDENT - A major accident is one in which the aircraft is destroyed or has received substantial damage, as defined in paragraph 4, AFR 127-4.

MINOR ACCIDENT - A minor accident is one in which the aircraft receives minor damage, as defined in paragraph 4, AFR 127-4.

ALL OR TOTAL ACCIDENTS - Total of major and minor accidents.

CONFIDENTIAL

TABLE 10 - USAF AIRCRAFT FLIGHT ACCIDENTS, FATALITIES, AND AIRCRAFT DESTROYED BY COMMAND, WORLD-WIDE - FY 1964

(Table below includes United States Air Force, Air National Guard, Air Force Reserves, Military Air Transport Service Navy Units, and Civil Air Patrol aircraft in the US Air Force inventory. Rates are expressed in accidents per 100,000 flying hours. See definitions for changes in title, and stub terminology over FY 1963 table)

COMMAND	FLYING HOURS	ACCIDENTS						FATALITIES		AIRCRAFT DESTROYED	
		TOTAL		MAJOR		FATAL		Num-ber	Rate	Num-ber	Rate
		Num-ber	Rate	Num-ber	Rate	Num-ber	Rate				
<u>TOTAL</u>	6,666,802	403	6	300	4	111	2	315	5	267	4
AIR DEFENSE COMMAND	661,447	63	10	46	7	19	3	27	4	41	6
AIR FORCE COMMUNICATIONS SERVICE	7,297	-	-	-	-	-	-	-	-	-	-
AIR FORCE LOGISTICS COMMAND	147,367	6	4	3	2	-	-	-	-	2	1
AIR FORCE SYSTEMS COMMAND	159,751	15	9	10	6	-	-	-	-	8	5
AIR TRAINING COMMAND	921,739	49	5	34	4	11	1	15	2	28	3
AIR UNIVERSITY	45,427	1	2	1	2	-	-	-	-	1	2
ALASKAN AIR COMMAND	41,610	6	14	4	10	1	2	1	2	4	10
CONTINENTAL AIR COMMAND	13,979	-	-	-	-	-	-	-	-	-	-
HEADQUARTERS COMMAND, USAF	114,763	2	2	1	1	-	-	-	-	1	1
MILITARY AIR TRANSPORT SERVICE	1,029,838	17	2	13	1	7	1	126	12	10	1
PACIFIC AIR FORCES	333,174	35	11	30	9	12	4	18	5	28	8
STRATEGIC AIR COMMAND	1,405,255	36	3	18	1	10	1	41	3	17	1
TACTICAL AIR COMMAND	695,131	86	12	69	10	28	4	39	6	61	9
US AIR FORCES IN EUROPE	420,584	40	10	32	8	8	2	11	3	32	8
USAF SECURITY SERVICE	6,225	1	16	1	16	-	-	-	-	-	-
US AIR FORCES SOUTHERN COMMAND ^{a/}	16,207	-	-	-	-	-	-	-	-	-	-
AIR NATIONAL GUARD	433,154	37	9	30	7	12	3	17	4	27	6
AIR FORCE RESERVE	202,241	6	3	5	2	2	1	19	9	6	3
USAF AT LARGE ^{b/}	2	-	-	2	-	1	-	1	-	1	-
BAITMENT/LOAN	11,613	1	9	1	9	-	-	-	-	-	-

^{a/} Formerly Caribbean Air Command, Redesignated USAF Southern Command, 8 July 1963.

^{b/} Accidents which for one of several reasons are not charged to a specific command, but are included in USAF totals.

Source: Records and Statistics Group, Directorate of Aerospace Safety, Deputy, The Inspector General.

CONFIDENTIAL

DOWNGRADED AT 3 YEAR INTERVALS;
DECLASSIFIED AFTER 12 YEARS.
DOD DIR. 5200.10

CONFIDENTIAL

TABLE II -- USAF AIRCRAFT FLIGHT ACCIDENTS, FATALITIES, AND AIRCRAFT DESTROYED BY MISSION, BY COMMAND, WORLD-WIDE - FY 1964

(Table below is a new table. Total accidents include major and minor)

COMMAND AND MISSION	ACCIDENTS			FATALITIES		AIRCRAFT DESTROYED
	Total	Major	Fatal	Total	Pilot	
<u>FY 1964 - TOTAL</u>	<u>403</u>	<u>300</u>	<u>111</u>	<u>315</u>	<u>129</u>	<u>267</u>
OPERATIONAL TRAINING - TOTAL	238	190	80	184	100	174
STUDENT TRAINING - TOTAL	46	31	11	15	5	25
COMBAT CREW TRAINING - TOTAL	19	10	4	13	6	9
LOCAL TRAINING - TOTAL	17	11	2	3	2	10
AF RESERVE TRAINING - TOTAL	3	2	-	-	-	2
PROFICIENCY TRAINING - TOTAL	24	17	4	6	4	15
MAINTENANCE TEST - TOTAL	15	11	1	2	2	10
TEST - TOTAL	2	-	-	-	-	-
TEST SUPPORT - TOTAL	1	1	-	-	-	1
AIRCRAFT DELIVERY - TOTAL	8	6	1	1	1	4
PERSONNEL - TOTAL	8	6	2	81	2	3
SPECIAL - TOTAL	9	7	3	3	3	7
SUPPORT - TOTAL	3	3	2	5	2	2
ADMINISTRATIVE - TOTAL	3	1	1	2	2	1
LOGISTICS - TOTAL	3	2	-	-	-	2
MATERIEL AND SUPPLIES - TOTAL	2	2	-	-	-	2
NOT REPORTED - TOTAL	2	-	-	-	-	-
 <u>AIR DEFENSE COMMAND - TOTAL</u>	 <u>63</u>	 <u>46</u>	 <u>19</u>	 <u>27</u>	 <u>22</u>	 <u>41</u>
Operational Training	51	41	19	27	22	38
Local Training	2	2	-	-	-	2
Proficiency Training	4	1	-	-	-	1
Maintenance Test	2	-	-	-	-	-
Aircraft Delivery	1	1	-	-	-	-
Personnel	2	1	-	-	-	-
Administration	1	-	-	-	-	-
 <u>AIR FORCE LOGISTICS COMMAND - TOTAL</u>	 <u>6</u>	 <u>3</u>	 <u>-</u>	 <u>-</u>	 <u>-</u>	 <u>2</u>
Local Training	1	-	-	-	-	-
Proficiency Training	1	1	-	-	-	1
Aircraft Delivery	2	2	-	-	-	1
Personnel	1	-	-	-	-	-
Administration	1	-	-	-	-	-
 <u>AIR FORCE SYSTEMS COMMAND - TOTAL</u>	 <u>15</u>	 <u>10</u>	 <u>-</u>	 <u>-</u>	 <u>-</u>	 <u>8</u>
Operational Training	8	5	-	-	-	4
Student Training	1	1	-	-	-	1
Maintenance Test	1	1	-	-	-	1
Test	1	-	-	-	-	-
Test Support	1	1	-	-	-	1
Aircraft Delivery	1	1	-	-	-	1
Personnel	1	1	-	-	-	-
Special	1	-	-	-	-	-
 <u>AIR TRAINING COMMAND - TOTAL</u>	 <u>49</u>	 <u>34</u>	 <u>11</u>	 <u>15</u>	 <u>5</u>	 <u>28</u>
Operational Training	2	1	-	-	-	1
Student Training	42	29	11	15	5	24
Proficiency Training	1	1	-	-	-	-
Maintenance Test	1	1	-	-	-	1
Special	2	2	-	-	-	2
Logistics	1	-	-	-	-	-
 <u>AIR UNIVERSITY - TOTAL</u>	 <u>1</u>	 <u>1</u>	 <u>-</u>	 <u>-</u>	 <u>-</u>	 <u>1</u>
Proficiency Training	1	1	-	-	-	1

CONFIDENTIAL

DOWNGRADED AT 3 YEAR INTERVALS; DECLASSIFIED AFTER 12 YEARS. DOD DIR. 5200.10

CONFIDENTIAL

TABLE II — USAF AIRCRAFT FLIGHT ACCIDENTS, FATALITIES, AND AIRCRAFT DESTROYED BY MISSION, BY COMMAND, WORLD-WIDE — FY 1964 (CONTINUED)

COMMAND AND MISSION	ACCIDENTS			FATALITIES		AIRCRAFT DESTROYED
	Total	Major	Fatal	Total	Pilot	
<u>ALASKAN AIR COMMAND - TOTAL</u>	6	4	1	1	1	4
Operational Training	5	3	1	1	1	3
Special	1	1	-	-	-	1
<u>HEADQUARTERS COMMAND, USAF - TOTAL</u>	2	1	-	-	-	1
Proficiency Training	2	1	-	-	-	1
<u>MILITARY AIR TRANSPORT SERVICE - TOTAL</u>	17	13	7	126	14	10
Operational Training	12	9	6	47	14	8
Student Training	1	1	-	-	-	-
Maintenance Test	1	-	-	-	-	-
Proficiency Training	1	1	-	-	-	-
Personnel	1	1	1	79	-	1
Support	1	1	-	-	-	1
<u>PACIFIC AIR FORCES - TOTAL</u>	35	30	12	18	16	28
Operational Training	23	19	8	11	9	18
Local Training	1	-	-	-	-	-
Maintenance Test	2	2	1	2	2	1
Proficiency Training	2	2	-	-	-	2
Personnel	2	2	1	2	2	2
Special	2	2	1	1	1	2
Administrative	1	1	1	2	2	1
Logistics	2	2	-	-	-	2
<u>STRATEGIC AIR COMMAND - TOTAL</u>	36	18	10	41	18	17
Operational Training	21	13	8	31	14	14
Student Training	1	-	-	-	-	-
Combat Crew Training	9	3	1	9	3	2
Local Training	1	-	-	-	-	-
Proficiency Training	2	1	1	1	1	1
Personnel	1	1	-	-	-	-
Not Reported	1	-	-	-	-	-
<u>TACTICAL AIR COMMAND - TOTAL</u>	86	69	28	39	27	61
Operational Training	58	49	21	31	21	42
Student Training	1	-	-	-	-	-
Combat Crew Training	10	7	3	4	3	7
Local Training	6	4	-	-	-	4
Proficiency Training	2	2	1	1	1	2
Maintenance Test	3	3	-	-	-	3
Test	1	-	-	-	-	-
Aircraft Delivery	1	1	1	1	1	1
Special	2	1	1	1	1	1
Support	1	1	1	1	-	-
Materiel and Supplies	1	1	-	-	-	1
<u>US AIR FORCES IN EUROPE - TOTAL</u>	40	32	8	11	9	32
Operational Training	29	24	7	9	7	24
Local Training	1	1	-	-	-	1
Maintenance Test	2	2	-	-	-	2
Proficiency Training	4	3	1	2	2	3
Aircraft Delivery	3	1	-	-	-	1
Materiel and Supplies	1	1	-	-	-	1
<u>US SECURITY SERVICE - TOTAL</u>	1	1	-	-	-	-
Local Training	1	1	-	-	-	-

DOWNGRADED AT 3 YEAR INTERVALS;
DECLASSIFIED AFTER 12 YEARS.
DOD DIR. 5200.10

CONFIDENTIAL

TABLE II - USAF AIRCRAFT FLIGHT ACCIDENTS, FATALITIES, AND AIRCRAFT DESTROYED BY MISSION, BY COMMAND, WORLD-WIDE - FY 1964 (CONTINUED)

COMMAND AND MISSION	ACCIDENTS			FATALITIES		AIRCRAFT DESTROYED
	Total	Major	Fatal	Total	Pilot	
<u>AIR NATIONAL GUARD - TOTAL</u>	<u>37</u>	<u>30</u>	<u>12</u>	<u>17</u>	<u>11</u>	<u>27</u>
Operational Training	25	22	8	8	7	19
Local Training	4	3	2	3	2	3
Maintenance Test	3	2	-	-	-	2
Proficiency Training	3	2	1	2	-	2
Support.	1	1	1	4	2	1
Not Reported	1	-	-	-	-	-
 <u>AIR FORCE RESERVE - TOTAL</u>	 <u>6</u>	 <u>5</u>	 <u>2</u>	 <u>19</u>	 <u>5</u>	 <u>6</u>
Operational Training	2	2	2	19	5	3
Air Force Reserve Training	3	2	-	-	-	2
Proficiency Training	1	1	-	-	-	1
 <u>USAF-AT-LARGE - TOTAL</u> ^{a/}	 <u>2</u>	 <u>2</u>	 <u>1</u>	 <u>1</u>	 <u>1</u>	 <u>1</u>
Operational Training	1	1	-	-	-	-
Special.	1	1	1	1	1	1
 <u>BAIEMENT/LOAN - TOTAL</u>	 <u>1</u>	 <u>1</u>	 <u>-</u>	 <u>-</u>	 <u>-</u>	 <u>-</u>
Operational Training	1	1	-	-	-	-

^{a/} Accidents which for one of several reasons are not charged to a specific command, but are included in USAF totals.

Source: Records and Statistics Group, Directorate of Aerospace Safety, Deputy, The Inspector General

DOWNGRADED AT 3 YEAR INTERVALS;
DECLASSIFIED AFTER 12 YEARS.
DOD DIR. 5200.10

CONFIDENTIAL

TABLE 12 - USAF AIRCRAFT FLIGHT ACCIDENTS (MAJOR AND FATAL), FATALITIES, AND AIRCRAFT DESTROYED, BY MISSION AND DESIGN AIRCRAFT, WORLD-WIDE - FY 1964

(Table below includes United States Air Force, Air National Guard, Air Force Reserve, Military Air Transport Service Navy Units, and Civil Air Patrol aircraft in the United States inventory. Rates are based on 100,000 flying hours. See definitions for changes in title, and stub terminology over FY 1963 table)

MISSION AND DESIGN	FLYING HOURS	ACCIDENTS						FATALITIES		AIRCRAFT DESTROYED	
		TOTAL		MAJOR		FATAL		Num-ber	Rate	Num-ber	Rate
		Num-ber	Rate	Num-ber	Rate	Num-ber	Rate				
<u>TOTAL</u>	6,666,802	403	6	300	4	111	2	315	5	267	4
<u>BOMB - TOTAL</u>	912,153	45	5	28	3	16	2	45	5	24	3
<u>Turbojet - Total</u>	848,908	42	5	25	3	13	2	39	5	21	2
B-45	128	-	-	-	-	-	-	-	-	-	-
B-47	284,706	17	6	10	4	6	2	18	6	10	4
B-52	413,306	12	3	6	1	2	a/	12	3	3	1
B-57	79,627	10	13	7	9	4	5	7	9	6	8
B-58	30,997	2	6	1	3	1	3	2	6	1	3
B-66	40,144	1	2	1	2	-	-	-	-	1	2
<u>Reciprocating - Total</u>	63,245	3	5	3	5	3	5	6	9	3	5
B-26	11,510	2	17	2	17	2	17	4	35	2	17
B-50	51,735	1	2	1	2	1	2	2	4	1	2
<u>CARGO - TOTAL</u>	2,609,927	38	1	30	1	11	a/	160	6	30	1
<u>Turbojet - Total</u>	375,295	4	1	2	1	2	1	90	24	3	1
C-135	363,577	4	1	2	1	2	1	90	25	3	1
C-137	3,068	-	-	-	-	-	-	-	-	-	-
C-140	8,457	-	-	-	-	-	-	-	-	-	-
C-141	193	-	-	-	-	-	-	-	-	-	-
<u>Turboprop - Total</u>	399,665	6	2	5	1	2	1	11	3	3	1
C-130	337,547	5	1	4	1	1	a/	1	a/	2	1
C-133	62,118	1	2	1	2	1	2	10	16	1	2
<u>Reciprocating - Total</u>	1,834,967	28	2	23	1	7	a/	59	3	24	1
C-46	7,657	1	13	1	13	-	-	-	-	-	-
C-47/C-117	346,846	5	1	5	1	-	-	-	-	5	1
C-54	179,313	-	-	-	-	-	-	7	4	1	1
C-97	224,693	5	2	3	1	1	a/	10	4	5	2
C-118	136,739	-	-	-	-	-	-	-	-	-	-
C-119	160,400	6	4	5	3	2	1	19	12	7	4
C-121	138,413	2	1	2	1	-	-	-	-	-	-
C-123	121,730	5	4	4	3	2	2	8	7	4	3
C-124	445,633	3	1	3	1	2	a/	15	3	2	a/
C-131	73,543	1	1	-	-	-	-	-	-	-	-
<u>FIGHTER - TOTAL</u>	1,171,729	212	18	169	14	62	5	76	6	158	13
F-4	19,311	2	10	1	5	1	5	2	10	1	5
F-5	1,030	-	-	-	-	-	-	-	-	-	-
F-80	683	-	-	-	-	-	-	-	-	-	-
F-84F	97,672	16	16	14	14	4	4	4	4	12	12
F-86D/L	22,932	4	17	4	17	-	-	-	-	4	17
F-86H	27,961	12	43	9	32	5	18	6	21	9	32
F-86 (Other)	5,040	-	-	-	-	-	-	-	-	-	-
F-89	46,286	5	11	5	11	2	4	2	4	4	9
F-100	329,597	47	14	42	13	19	6	20	6	40	12
F-101	173,500	31	18	23	13	8	5	14	8	19	11
F-102	213,818	27	13	21	10	7	3	7	3	20	9
F-104	36,951	18	49	13	35	3	8	3	8	13	35
F-105	131,678	30	23	25	19	8	6	13	10	25	19
F-106	65,270	20	31	12	18	5	8	5	8	11	17

DOWNGRADED AT 3 YEAR INTERVALS;
DECLASSIFIED AFTER 12 YEARS.
DOD DIR. 5200.10

TABLE 12 - USAF AIRCRAFT FLIGHT ACCIDENTS (MAJOR AND FATAL), FATALITIES, AND AIRCRAFT DESTROYED, BY MISSION AND DESIGN AIRCRAFT, WORLD-WIDE - FY 1964 (CONTINUED)

MISSION AND DESIGN	FLYING HOURS	ACCIDENTS						FATALITIES		AIRCRAFT DESTROYED	
		TOTAL		MAJOR		FATAL		Num-ber	Rate	Num-ber	Rate
		Num-ber	Rate	Num-ber	Rate	Num-ber	Rate				
<u>TRAINING - TOTAL</u>	<u>1,612,087</u>	<u>73</u>	<u>5</u>	<u>55</u>	<u>3</u>	<u>17</u>	<u>1</u>	<u>27</u>	<u>2</u>	<u>45</u>	<u>3</u>
<u>Turbojet - Total</u>	<u>1,371,358</u>	<u>60</u>	<u>4</u>	<u>44</u>	<u>3</u>	<u>16</u>	<u>1</u>	<u>26</u>	<u>2</u>	<u>37</u>	<u>3</u>
T-33	737,552	34	5	26	4	9	1	15	2	22	3
T-37	357,827	11	3	8	2	5	1	8	2	8	2
T-38	156,355	13	8	8	5	2	1	3	2	7	4
T-39	119,624	2	2	2	2	-	-	-	-	-	-
<u>Reciprocating - Total</u>	<u>240,729</u>	<u>13</u>	<u>5</u>	<u>11</u>	<u>5</u>	<u>1</u>	<u>a/</u>	<u>1</u>	<u>a/</u>	<u>8</u>	<u>3</u>
T-28	44,210	9	20	8	18	1	2	1	2	6	14
T-29	196,519	4	2	3	2	-	-	-	-	2	1
<u>UTILITY - TOTAL</u>	<u>237,296</u>	<u>19</u>	<u>8</u>	<u>9</u>	<u>4</u>	<u>3</u>	<u>1</u>	<u>5</u>	<u>2</u>	<u>4</u>	<u>2</u>
O-1	18,674	6	32	2	11	1	5	2	11	1	5
U-1	581	-	-	-	-	-	-	-	-	-	-
U-3	116,807	3	3	-	-	-	-	-	-	-	-
U-4	7,466	-	-	-	-	-	-	-	-	-	-
U-6	44,653	4	9	3	7	1	2	2	4	1	2
U-10	16,210	3	19	2	12	-	-	-	-	-	-
U-16	32,905	2	6	1	3	-	-	-	-	1	3
Other	-	1	-	1	-	1	-	1	-	1	-
<u>HELICOPTER - TOTAL</u>	<u>118,759</u>	<u>15</u>	<u>13</u>	<u>9</u>	<u>8</u>	<u>2</u>	<u>2</u>	<u>2</u>	<u>2</u>	<u>6</u>	<u>5</u>
<u>Turborotor - Total</u>	<u>50,038</u>	<u>3</u>	<u>6</u>	<u>2</u>	<u>4</u>	<u>-</u>	<u>-</u>	<u>-</u>	<u>-</u>	<u>-</u>	<u>-</u>
H-1	783	-	-	-	-	-	-	-	-	-	-
H-3	4,376	-	-	-	-	-	-	-	-	-	-
H-43B	44,585	3	7	2	4	-	-	-	-	-	-
H-47	294	-	-	-	-	-	-	-	-	-	-
<u>Reciprocating - Total</u>	<u>68,721</u>	<u>12</u>	<u>17</u>	<u>7</u>	<u>10</u>	<u>2</u>	<u>3</u>	<u>2</u>	<u>3</u>	<u>6</u>	<u>2</u>
H-13	913	-	-	-	-	-	-	-	-	-	-
H-19	46,100	7	15	3	7	2	4	2	4	2	4
H-21	21,518	5	23	4	19	-	-	-	-	4	19
H-34	190	-	-	-	-	-	-	-	-	-	-
<u>OTHER - TOTAL</u>	<u>4,851</u>	<u>1</u>	<u>21</u>	<u>-</u>	<u>-</u>	<u>-</u>	<u>-</u>	<u>-</u>	<u>-</u>	<u>-</u>	<u>-</u>
A-1E	4,446	1	22	-	-	-	-	-	-	-	-
OV-1A	126	-	-	-	-	-	-	-	-	-	-
X-21A	279	-	-	-	-	-	-	-	-	-	-

a/ Rate less than .5

Source: Records and Statistics Group, Directorate of Aerospace Safety, Deputy, The Inspector General.

DOWNGRADED AT 3 YEAR INTERVALS;
DECLASSIFIED AFTER 12 YEARS.
DOD DIR. 5200.10

CONFIDENTIAL

TABLE 13 - USAF NON-FLIGHT AIRCRAFT ACCIDENTS BY MISSION AND DESIGN AIRCRAFT,
WORLD-WIDE - FY 1964(Beginning, 1 January 1963, non-flight accidents are not included in rate computations. See definitions for changes
in title, and stub terminology over FY 63 table)

MISSION AND DESIGN	ACCIDENTS			FATALITIES	AIRCRAFT DESTROYED
	TOTAL	MAJOR	FATAL		
<u>TOTAL</u>	<u>52</u>	<u>16</u>	<u>1</u>	<u>3</u>	<u>3</u>
<u>BOMBER - TOTAL</u>	<u>10</u>	<u>3</u>	<u>1</u>	<u>3</u>	<u>1</u>
<u>Turbojet - Total</u>	9	2	1	3	1
B-52	8	2	1	3	1
B-58	1	-	-	-	-
<u>Reciprocating - Total</u>	<u>1</u>	<u>1</u>	-	-	-
B-50	1	1	-	-	-
<u>CARGO - TOTAL</u>	<u>25</u>	<u>7</u>	-	-	<u>1</u>
<u>Turboprop - Total</u>	9	2	-	-	1
C-130	5	1	-	-	1
C-133	4	1	-	-	-
<u>Reciprocating - Total</u>	<u>16</u>	<u>5</u>	-	-	-
C-47/C-117	2	1	-	-	-
C-54	2	-	-	-	-
C-97	1	-	-	-	-
C-119	3	1	-	-	-
C-121	1	1	-	-	-
C-123	1	1	-	-	-
C-124	4	1	-	-	-
C-131	2	-	-	-	-
<u>FIGHTER - TOTAL</u>	<u>10</u>	<u>3</u>	-	-	<u>1</u>
F-84F	1	-	-	-	-
F-89	1	-	-	-	-
F-100	1	-	-	-	-
F-101	2	1	-	-	-
F-102	2	1	-	-	-
F-105	1	1	-	-	1
F-106	2	-	-	-	-
<u>TRAINER - TOTAL</u>	<u>2</u>	<u>1</u>	-	-	-
<u>Turbojet - Total</u>	1	1	-	-	-
T-33	1	1	-	-	-
<u>Reciprocating - Total</u>	<u>1</u>	-	-	-	-
T-29	1	-	-	-	-
<u>UTILITY - TOTAL</u>	<u>1</u>	<u>1</u>	-	-	-
U-10	1	1	-	-	-
<u>HELICOPTER - TOTAL</u>	<u>4</u>	<u>1</u>	-	-	-
<u>Turborotor - Total</u>	1	1	-	-	-
H-43B	1	1	-	-	-
<u>Reciprocating - Total</u>	<u>3</u>	-	-	-	-
H-19	2	-	-	-	-
H-21	1	-	-	-	-

Source: Records and Statistics Group, Directorate of Aerospace Safety,
Deputy, The Inspector General.DOWNGRADED AT 3 YEAR INTERVALS;
DECLASSIFIED AFTER 12 YEARS.
DOD DIR. 5200.10

CONFIDENTIAL

TABLE 14 - USAF NON-FLIGHT AIRCRAFT ACCIDENTS BY MISSION AND DESIGN AIRCRAFT, BY CAUSE FACTORS, WORLD-WIDE - FY 1964

(Table below is a new table.)

MISSION AND DESIGN	Major Accidents Total	CAUSE FACTORS ^{a/}											
		Pilot Error		Supervisor Personnel		Maintenance Personnel		Materiel Failure		Other ^{b/}		Undetermined	
		Pri	All	Pri	All	Pri	All	Pri	All	Pri	All	Pri	All
<u>TOTAL</u>	<u>16</u>	-	<u>1</u>	<u>2</u>	<u>3</u>	<u>8</u>	<u>8</u>	<u>3</u>	<u>6</u>	<u>3</u>	<u>7</u>	-	-
<u>BOMBER - TOTAL</u>	<u>3</u>	-	-	-	-	<u>2</u>	<u>2</u>	<u>1</u>	<u>2</u>	-	<u>2</u>	-	-
<u>Turbojet - Total</u>	<u>2</u>	-	-	-	-	<u>1</u>	<u>1</u>	<u>1</u>	<u>1</u>	-	<u>2</u>	-	-
B-52	<u>2</u>	-	-	-	-	<u>1</u>	<u>1</u>	<u>1</u>	<u>1</u>	-	<u>2</u>	-	-
<u>Reciprocating - Total</u>	<u>1</u>	-	-	-	-	<u>1</u>	<u>1</u>	-	<u>1</u>	-	-	-	-
B-50	<u>1</u>	-	-	-	-	<u>1</u>	<u>1</u>	-	<u>1</u>	-	-	-	-
<u>CARGO - TOTAL</u>	<u>7</u>	-	-	<u>2</u>	<u>2</u>	<u>2</u>	<u>2</u>	<u>1</u>	<u>1</u>	<u>2</u>	<u>3</u>	-	-
<u>Turboprop - Total</u>	<u>2</u>	-	-	<u>1</u>	<u>1</u>	<u>1</u>	<u>1</u>	-	-	-	-	-	-
C-130	<u>1</u>	-	-	<u>1</u>	<u>1</u>	-	-	-	-	-	-	-	-
C-133	<u>1</u>	-	-	-	-	<u>1</u>	<u>1</u>	-	-	-	-	-	-
<u>Reciprocating - Total</u>	<u>5</u>	-	-	<u>1</u>	<u>1</u>	<u>1</u>	<u>1</u>	<u>1</u>	<u>1</u>	<u>2</u>	<u>3</u>	-	-
C-47/C-117	<u>1</u>	-	-	-	-	<u>1</u>	<u>1</u>	-	-	<u>1</u>	<u>2</u>	-	-
C-119	<u>1</u>	-	-	-	-	-	-	-	-	<u>1</u>	<u>1</u>	-	-
C-121	<u>1</u>	-	-	-	-	-	-	<u>1</u>	<u>1</u>	-	-	-	-
C-123	<u>1</u>	-	-	<u>1</u>	<u>1</u>	-	-	-	-	-	-	-	-
C-124	<u>1</u>	-	-	-	-	<u>1</u>	<u>1</u>	-	-	-	-	-	-
<u>FIGHTER - TOTAL</u>	<u>3</u>	-	-	-	<u>1</u>	<u>2</u>	<u>2</u>	<u>1</u>	<u>2</u>	-	-	-	-
F-101	<u>1</u>	-	-	-	-	<u>1</u>	<u>1</u>	-	<u>1</u>	-	-	-	-
F-102	<u>1</u>	-	-	-	-	<u>1</u>	<u>1</u>	-	-	-	-	-	-
F-105	<u>1</u>	-	-	-	<u>1</u>	-	-	<u>1</u>	<u>1</u>	-	-	-	-
<u>TRAINER - TOTAL</u>	<u>1</u>	-	-	-	-	<u>1</u>	<u>1</u>	-	<u>1</u>	-	<u>1</u>	-	-
<u>Turbojet - Total</u>	<u>1</u>	-	-	-	-	<u>1</u>	<u>1</u>	-	<u>1</u>	-	<u>1</u>	-	-
T-33	<u>1</u>	-	-	-	-	<u>1</u>	<u>1</u>	-	<u>1</u>	-	<u>1</u>	-	-
<u>UTILITY - TOTAL</u>	<u>1</u>	-	-	-	-	-	-	-	-	<u>1</u>	<u>1</u>	-	-
U-10	<u>1</u>	-	-	-	-	-	-	-	-	<u>1</u>	<u>1</u>	-	-
<u>HELICOPTER - TOTAL</u>	<u>1</u>	-	<u>1</u>	-	-	<u>1</u>	<u>1</u>	-	-	-	-	-	-
<u>Turborotor - Total</u>	<u>1</u>	-	<u>1</u>	-	-	<u>1</u>	<u>1</u>	-	-	-	-	-	-
H-43B	<u>1</u>	-	<u>1</u>	-	-	<u>1</u>	<u>1</u>	-	-	-	-	-	-

a/ There is only one primary cause factor per accident. Since many accidents have multiple causes that total of "all" causes may exceed the major accidents.

b/ Includes other crew member errors, other personnel, miscellaneous unsafe conditions, weather, and airbase and airways.

Source: Records and Statistics Group, Directorate of Aerospace Safety, Deputy, The Inspector General

DOWNGRADED AT 3 YEAR INTERVALS; DECLASSIFIED AFTER 12 YEARS. DOD DIR. 5200.10

CONFIDENTIAL

TABLE 15 - MAJOR AIRCRAFT FLIGHT ACCIDENTS BY MISSION AND DESIGN AIRCRAFT, BY CAUSE FACTORS, WORLD-WIDE - FY 1964

(Includes United States Air Force, Air National Guard, Air Force Reserve, Military Air Transport Service Navy Units, and Civil Air Patrol Aircraft in the United States Air Force Inventory. See definitions for changes in title, and stn terminology over FY 1963 table).

MISSION AND DESIGN	MAJOR ACCIDENTS TOTAL	CAUSE FACTORS ^{a/}											
		Pilot Error		Supervisor Personnel		Maintenance Personnel		Materiel Failure		Other ^{b/}		Undetermined	
		Pri- mary	All	Pri- mary	All	Pri- mary	All	Pri- mary	All	Pri- mary	All	Pri- mary	All
TOTAL	<u>300</u>	<u>106</u>	<u>120</u>	<u>10</u>	<u>40</u>	<u>14</u>	<u>28</u>	<u>113</u>	<u>138</u>	<u>19</u>	<u>100</u>	<u>38</u>	<u>38</u>
BOMBER - TOTAL	<u>28</u>	<u>8</u>	<u>9</u>	-	<u>2</u>	<u>2</u>	<u>3</u>	<u>14</u>	<u>16</u>	-	<u>9</u>	<u>4</u>	<u>4</u>
<u>Turbojet - Total</u>	<u>25</u>	<u>8</u>	<u>9</u>	-	<u>2</u>	<u>2</u>	<u>3</u>	<u>11</u>	<u>13</u>	-	<u>9</u>	<u>4</u>	<u>4</u>
B-47	10	6	6	-	2	-	-	3	5	-	7	1	1
B-52	6	-	-	-	-	1	2	4	4	-	2	1	1
B-57	7	1	2	-	-	-	-	4	4	-	-	2	2
B-58	1	1	1	-	-	-	-	-	-	-	-	-	-
B-66	1	-	-	-	-	1	1	-	-	-	-	-	-
<u>Reciprocating - Total</u>	<u>3</u>	-	-	-	-	-	-	<u>3</u>	<u>3</u>	-	-	-	-
B-26	2	-	-	-	-	-	-	2	2	-	-	-	-
B-50	1	-	-	-	-	-	-	1	1	-	-	-	-
CARGO - TOTAL	<u>30</u>	<u>14</u>	<u>18</u>	<u>1</u>	<u>12</u>	<u>1</u>	<u>3</u>	<u>5</u>	<u>10</u>	<u>4</u>	<u>19</u>	<u>5</u>	<u>5</u>
<u>Turbojet - Total</u>	<u>2</u>	<u>1</u>	<u>1</u>	-	<u>1</u>	-	-	-	<u>1</u>	-	<u>1</u>	<u>1</u>	<u>1</u>
C-135	2	1	1	-	1	-	-	-	1	-	1	1	1
<u>Turboprop - Total</u>	<u>5</u>	<u>2</u>	<u>2</u>	-	<u>1</u>	-	-	<u>1</u>	<u>1</u>	<u>1</u>	<u>2</u>	<u>1</u>	<u>1</u>
C-130	4	2	2	-	1	-	-	1	1	1	2	1	1
C-133	1	-	-	-	-	-	-	-	-	-	-	1	1
<u>Reciprocating</u>	<u>23</u>	<u>11</u>	<u>15</u>	<u>1</u>	<u>10</u>	<u>1</u>	<u>3</u>	<u>4</u>	<u>8</u>	<u>3</u>	<u>16</u>	<u>3</u>	<u>3</u>
C-46	1	-	-	-	-	-	1	1	1	-	-	-	-
C-47/C-117	5	3	4	1	2	-	-	1	1	-	3	-	-
C-97	3	1	1	-	1	-	-	-	-	1	2	1	1
C-119	5	5	5	-	4	-	1	-	-	-	5	-	-
C-121	2	-	1	-	1	1	1	1	1	-	1	-	-
C-123	4	1	2	-	1	-	-	1	1	1	3	1	1
C-124	3	1	2	-	1	-	-	-	2	1	2	1	1
FIGHTER - TOTAL	<u>169</u>	<u>53</u>	<u>58</u>	<u>4</u>	<u>17</u>	<u>10</u>	<u>18</u>	<u>73</u>	<u>87</u>	<u>11</u>	<u>45</u>	<u>18</u>	<u>18</u>
F-4	1	1	1	-	-	-	-	-	-	-	-	-	-
F-84F	14	6	8	1	5	-	1	5	8	2	8	-	-
F-86D/L	4	-	-	-	-	-	-	4	4	-	-	-	-
F-86H	9	3	3	2	2	-	-	2	3	1	2	1	1
F-89	5	1	1	-	1	-	-	2	2	-	-	2	2
F-100	42	13	13	-	-	5	6	17	17	1	7	6	6
F-101	23	11	12	-	2	2	3	6	10	3	10	1	1
F-102	21	4	5	-	3	1	4	12	12	-	4	4	4
F-104	13	2	3	1	1	-	-	6	7	2	6	2	2
F-105	25	10	10	-	2	1	3	12	17	1	6	1	1
F-106	12	2	2	-	1	1	1	7	7	1	2	1	1

DOWNGRADED AT 3 YEAR INTERVALS;
 DECLASSIFIED AFTER 12 YEARS.
 DOD DIR. 5200.10

TABLE 15 - MAJOR AIRCRAFT FLIGHT ACCIDENTS BY MISSION AND DESIGN AIRCRAFT, BY CAUSE FACTORS, WORLD-WIDE - FY 1964 (CONTINUED)

MISSION AND DESIGN	MAJOR ACCIDENTS TOTAL	CAUSE FACTORS a/											
		Pilot Error		Supervisor Personnel		Maintenance Personnel		Materiel Failure		Other b/		Undetermined	
		Primary	All	Primary	All	Primary	All	Primary	All	Primary	All	Primary	All
<u>TRAINER - TOTAL</u>	55	24	27	5	9	1	4	14	18	4	20	7	7
<u>Turbojet - Total</u>	44	18	21	5	9	1	2	9	13	4	17	7	7
T-33	26	12	15	2	5	-	-	6	7	3	11	3	3
T-37	8	2	2	2	2	-	-	1	1	-	-	3	3
T-38	8	4	4	1	2	1	2	-	3	1	5	1	1
T-39	2	-	-	-	-	-	-	2	2	-	1	-	-
<u>Reciprocating - Total</u>	11	6	6	-	-	-	2	5	5	-	3	-	-
T-28	8	3	3	-	-	-	1	2	2	-	2	-	-
T-29	3	3	3	-	-	-	1	-	-	-	2	-	-
<u>UTILITY - TOTAL</u>	9	4	4	-	-	-	-	1	1	-	2	4	4
O-1	2	2	2	-	-	-	-	-	-	-	-	-	-
U-6	3	1	1	-	-	-	-	-	-	-	-	2	2
U-10	2	1	1	-	-	-	-	-	-	-	1	1	1
U-16	1	-	-	-	-	-	-	1	1	-	1	-	1
Other	1	-	-	-	-	-	-	-	-	-	-	1	1
<u>HELICOPTER - TOTAL</u>	9	3	4	-	-	-	-	6	6	-	5	-	-
<u>Turborotor - Total</u>	2	1	1	-	-	-	-	1	1	-	-	-	-
H-43B	2	1	1	-	-	-	-	1	1	-	-	-	-
<u>Reciprocating - Total</u>	7	2	3	-	-	-	-	5	5	-	5	-	-
H-19	3	-	1	-	-	-	-	3	3	-	1	-	-
H-21	4	2	2	-	-	-	-	2	2	-	4	-	-

a/ There is only one primary cause factor per accident. Since many accidents have multiple causes the total of "all" causes may exceed the total of major accidents.

b/ Includes other crew member errors, other personnel, miscellaneous unsafe conditions, weather, and airbase and air ways.

Source: Records and Statistics Group, Directorate of Aerospace Safety, Deputy, The Inspector General.

DOWNGRADED AT 3 YEAR INTERVALS;
DECLASSIFIED AFTER 12 YEARS.
DOD DIR. 5200.10

CONFIDENTIAL

TABLE 16 - MAJOR AIRCRAFT FLIGHT ACCIDENTS BY MISSION AND DESIGN AIRCRAFT, BY PHASE OF OPERATION, WORLD-WIDE - FY 1964

(Table frequency changed, table includes United States Air Force, Air National Guard, Air Force Reserve, Military Air Transport Service Navy Units, and Civil Air Patrol Aircraft in the United States Air Force Inventory. See definitions for changes in title and stub terminology over FY 1963 table.)

MISSION AND DESIGN	MAJOR ACCIDENT	PHASE OF OPERATION					
		TAXIING	TAKE-OFF	IN FLIGHT	LANDING	GO AROUND	MISCELLANEOUS
<u>TOTAL - FY 1964</u>	<u>300</u>	<u>5</u>	<u>46</u>	<u>161</u>	<u>74</u>	<u>11</u>	<u>3</u>
<u>BOMB - TOTAL</u>	<u>28</u>	<u>2</u>	<u>6</u>	<u>11</u>	<u>7</u>	<u>1</u>	<u>1</u>
<u>Turbojet - Total</u>	<u>25</u>	<u>2</u>	<u>6</u>	<u>8</u>	<u>7</u>	<u>1</u>	<u>1</u>
B-47	10	-	4	1	3	1	1
B-52	6	2	1	3	-	-	-
B-57	7	-	1	4	2	-	-
B-58	1	-	-	-	1	-	-
B-66	1	-	-	-	1	-	-
<u>Reciprocating - Total</u>	<u>3</u>	<u>-</u>	<u>-</u>	<u>3</u>	<u>-</u>	<u>-</u>	<u>-</u>
B-26	2	-	-	2	-	-	-
B-50	1	-	-	1	-	-	-
<u>CARGO - TOTAL</u>	<u>30</u>	<u>2</u>	<u>5</u>	<u>9</u>	<u>11</u>	<u>2</u>	<u>1</u>
<u>Turbojet - Total</u>	<u>2</u>	<u>-</u>	<u>-</u>	<u>1</u>	<u>1</u>	<u>-</u>	<u>-</u>
C-135	2	-	-	1	1	-	-
<u>Turboprop - Total</u>	<u>5</u>	<u>1</u>	<u>-</u>	<u>3</u>	<u>1</u>	<u>-</u>	<u>-</u>
C-130	4	1	-	2	1	-	-
C-133	1	-	-	1	-	-	-
<u>Reciprocating - Total</u>	<u>23</u>	<u>1</u>	<u>5</u>	<u>5</u>	<u>9</u>	<u>2</u>	<u>1</u>
C-46	1	1	-	-	-	-	-
C-47/C-117	5	-	1	-	3	1	-
C-97	3	-	-	1	2	-	-
C-119	5	-	2	1	2	-	-
C-121	2	-	1	-	-	-	1
C-123	4	-	-	1	2	1	-
C-124	3	-	1	2	-	-	-
<u>FIGHTER - TOTAL</u>	<u>169</u>	<u>-</u>	<u>19</u>	<u>105</u>	<u>40</u>	<u>4</u>	<u>1</u>
F-4	1	-	-	1	-	-	-
F-84F	14	-	1	6	6	1	-
F-86D/L	4	-	2	2	-	-	-
F-86H	9	-	1	7	1	-	-
F-89	5	-	3	2	-	-	-
F-100	42	-	2	31	9	-	-
F-101	23	-	3	11	9	-	-
F-102	21	-	-	16	3	2	-
F-104	13	-	3	7	2	1	-
F-105	25	-	2	16	7	-	-
F-106	12	-	2	6	3	-	1
<u>TRAINER - TOTAL</u>	<u>55</u>	<u>1</u>	<u>10</u>	<u>29</u>	<u>11</u>	<u>4</u>	<u>-</u>
<u>Turbojet - Total</u>	<u>44</u>	<u>-</u>	<u>9</u>	<u>25</u>	<u>8</u>	<u>2</u>	<u>-</u>
T-33	26	-	6	12	6	2	-
T-37	8	-	-	8	-	-	-
T-38	8	-	2	5	1	-	-
T-39	2	-	1	-	1	-	-

CONFIDENTIAL

DOWNGRADED AT 3 YEAR INTERVALS;
DECLASSIFIED AFTER 12 YEARS.
DOD DIR. 5200.10

TABLE 16 - MAJOR AIRCRAFT FLIGHT ACCIDENTS BY MISSION AND DESIGN AIRCRAFT, BY PHASE OF OPERATION, WORLD-WIDE - FY 1964 (CONTINUED)

MISSION AND DESIGN	MAJOR ACCIDENT	PHASE OF OPERATION					
		TAXIING	TAKE-OFF	IN FLIGHT	LANDING	GO AROUND	MISCELLANEOUS
<u>TRAINING - TOTAL (Continued)</u>							
<u>Reciprocating - Total</u>	<u>11</u>	<u>1</u>	<u>1</u>	<u>4</u>	<u>3</u>	<u>2</u>	-
F-28	8	-	1	4	1	2	-
T-29	3	1	-	-	2	-	-
<u>UTILITY - TOTAL</u>							
O-1	9	-	5	1	3	-	-
U-6	2	-	1	-	1	-	-
U-10	3	-	1	-	2	-	-
U-16	2	-	2	-	-	-	-
Other	1	-	1	-	-	-	-
<u>HELICOPTER - TOTAL</u>							
<u>Turborotor - Total</u>	<u>2</u>	-	<u>1</u>	<u>6</u>	<u>2</u>	-	-
H-43B	2	-	-	1	1	-	-
<u>Reciprocating - Total</u>	<u>7</u>	-	<u>1</u>	<u>5</u>	<u>1</u>	-	-
H-19	3	-	-	3	-	-	-
H-21	4	-	1	2	1	-	-

Source: Records and Statistics Group, Directorate of Aerospace Safety, Deputy, The Inspector General.

TABLE 17- PERSONNEL FATALITIES AND INJURIES IN AIRCRAFT ACCIDENTS, BY MISSION AND DESIGN AIRCRAFT, WORLD-WIDE - FY 1964

(Table frequency changed, table includes United States Air Force, Air National Guard, Air Force Reserve, Military Air Transport Service Navy Units, and Civil Air Patrol Aircraft in the United States Air Force Inventory. See definitions for changes in title and stub terminology over FY 1963 table.)

MISSION AND DESIGN	ALL PERSONNEL INJURIES				USAF RATED PERSONNEL INJURIES			
	TOTAL	FATAL	MAJOR	MINOR	TOTAL	FATAL	MAJOR	MINOR
<u>TOTAL - FY 1964</u>	<u>434</u>	<u>318</u>	<u>90</u>	<u>26</u>	<u>195</u>	<u>129</u>	<u>52</u>	<u>14</u>
<u>BOMBER - TOTAL</u>	<u>69</u>	<u>48</u>	<u>21</u>	-	<u>35</u>	<u>22</u>	<u>13</u>	-
<u>Turbojet - Total</u>	<u>61</u>	<u>42</u>	<u>19</u>	-	<u>31</u>	<u>18</u>	<u>13</u>	-
B-47	30	18	12	-	18	9	9	-
B-52	19	15	4	-	5	3	2	-
B-57	9	7	2	-	7	6	1	-
B-58	3	2	1	-	1	-	1	-
<u>Reciprocating - Total</u>	<u>8</u>	<u>6</u>	<u>2</u>	-	<u>4</u>	<u>4</u>	-	-
B-26	4	4	-	-	3	3	-	-
B-50	4	2	2	-	1	1	-	-

DOWNGRADED AT 3 YEAR INTERVALS;
DECLASSIFIED AFTER 12 YEARS.
DOD DIR. 5200.10

CONFIDENTIAL

TABLE 17 - PERSONNEL FATALITIES AND INJURIES IN AIRCRAFT ACCIDENTS, BY MISSION AND DESIGN AIRCRAFT, WORLD-WIDE - FY 1964 (CONTINUED)

MISSION AND DESIGN	ALL PERSONNEL INJURIES				USAF RATED PERSONNEL INJURIES			
	TOTAL	FATAL	MAJOR	MINOR	TOTAL	FATAL	MAJOR	MINOR
<u>CARGO - TOTAL</u>	<u>190</u>	<u>160</u>	<u>22</u>	<u>8</u>	<u>30</u>	<u>24</u>	<u>3</u>	<u>3</u>
<u>Turbojet - Total</u>	<u>97</u>	<u>90</u>	<u>7</u>	-	<u>8</u>	<u>5</u>	<u>3</u>	-
C-130	97	90	7	-	8	5	3	-
<u>Turboprop - Total</u>	<u>13</u>	<u>11</u>	<u>2</u>	-	<u>3</u>	<u>3</u>	-	-
C-130	2	1	1	-	-	-	-	-
C-133	11	10	1	-	3	3	-	-
<u>Reciprocating - Total</u>	<u>60</u>	<u>59</u>	<u>13</u>	<u>8</u>	<u>19</u>	<u>16</u>	-	<u>3</u>
C-47/C-117	10	-	3	7	3	-	-	3
C-54	7	7	-	-	2	2	-	-
C-97	10	10	-	-	2	2	-	-
C-119	26	19	6	1	5	5	-	-
C-123	12	8	4	-	2	2	-	-
C-124	15	15	-	-	5	5	-	-
<u>FIGHTER - TOTAL</u>	<u>115</u>	<u>76</u>	<u>28</u>	<u>11</u>	<u>93</u>	<u>60</u>	<u>24</u>	<u>9</u>
F-4	2	2	-	-	2	2	-	-
F-84F	5	4	-	1	5	4	-	1
F-86D/L	1	-	-	1	1	-	-	1
F-86H	7	6	1	-	5	4	1	-
F-89	4	2	1	1	2	1	1	-
F-100	27	20	4	3	26	19	4	3
F-101	27	14	10	3	17	7	8	2
F-102	9	7	2	-	9	7	2	-
F-104	8	3	5	-	7	3	4	-
F-105	16	13	2	1	11	8	2	1
F-106	9	5	3	1	8	5	2	1
<u>TRAINER - TOTAL</u>	<u>43</u>	<u>27</u>	<u>13</u>	<u>3</u>	<u>30</u>	<u>17</u>	<u>11</u>	<u>2</u>
<u>Turbojet - Total</u>	<u>37</u>	<u>26</u>	<u>10</u>	<u>1</u>	<u>26</u>	<u>16</u>	<u>9</u>	<u>1</u>
T-33	22	15	6	1	18	11	6	1
T-37	8	8	-	-	4	4	-	-
T-38	7	3	4	-	4	1	3	-
<u>Reciprocating - Total</u>	<u>6</u>	<u>1</u>	<u>3</u>	<u>2</u>	<u>4</u>	<u>1</u>	<u>2</u>	<u>1</u>
T-28	6	1	3	2	4	1	2	1
<u>UTILITY - TOTAL</u>	<u>8</u>	<u>5</u>	<u>3</u>	-	<u>5</u>	<u>5</u>	-	-
O-1	2	2	-	-	2	2	-	-
U-6	5	2	3	-	2	2	-	-
Other	1	1	-	-	1	1	-	-
<u>HELICOPTER - TOTAL</u>	<u>9</u>	<u>2</u>	<u>3</u>	<u>4</u>	<u>2</u>	<u>1</u>	<u>1</u>	-
<u>Turborotor - Total</u>	<u>2</u>	-	-	<u>2</u>	-	-	-	-
H-43B	2	-	-	2	-	-	-	-
<u>Reciprocating - Total</u>	<u>7</u>	<u>2</u>	<u>3</u>	<u>2</u>	<u>2</u>	<u>1</u>	<u>1</u>	-
H-19	3	2	-	1	1	1	-	-
H-21	4	-	3	1	1	-	1	-

Source: Records and Statistics Group, Directorate of Aerospace Safety, Deputy, The Inspector General.

CONFIDENTIAL

DOWNGRADED AT 3 YEAR INTERVALS;
DECLASSIFIED AFTER 12 YEARS.
DOD DIR. 5200.10

GROUND SAFETY

INTRODUCTION

The tables included in this section are USAF Ground Accident statistics approved and directed by the Air Force Regulation 127-4, dated, 25 February 1963. In establishing the reporting system, standardized cost factors and definitions have been approved.

DEFINITIONS

ACCIDENT, GROUND - Any accident which occurs on or off an Air Force installation, base, or site which involves Air Force military personnel, Air Force civilian personnel on duty, or Air Force property. Reference paragraph 6, Air Force Regulation 127-4, dated, 25 February 1963.

ACCIDENT, PRIVATE MOTOR VEHICLE - A motor vehicle accident involving only non-Air Force motor vehicles, or, if both Air Force and non-Air Force vehicles were involved, the Air Force motor vehicle was not being operated at the time of the accident. Motor vehicles which are not Air Force property will be considered as private motor vehicles. Vehicles which are the property of Government agencies other than the Air Force will also be considered as private motor vehicles.

ACCIDENT, USAF MOTOR VEHICLES - An accident involving the operating of an Air Force motor vehicle which results in either disabling or non-disabling injury to Air Force personnel and/or non-USAF persons and/or damage to Air Force motor vehicles, or to other vehicles or property without regard to ownership. Reference paragraph 6, Air Force Regulation 127-4, dated, 25 February 1963.

COST PER CAPITA - Cost Per Capita = $\frac{\text{Cost of Injuries} + \text{Cost of Fatalities} + \text{Cost of Property Damage}}{\text{Total Command Strength (Average Military and Average Civilian)}}$

INJURY DISABLING - An injury which results in death, permanent total, permanent partial injury, or temporary total injury which in the opinion of competent medical authority makes it impossible for the injured to return to work or duty at any time during the next calendar day following date of injury.

INJURY, NON-DISABLING - A non-disabling injury is an injury which, although requiring medical attention, would not keep the injured person from performing his regularly assigned duties during the next calendar day or any subsequent day. This type is generally known as a first-aid case.

PERSONNEL, CIVILIAN - Direct hire employees performing personal services to the Air Force and paid directly by the Air Force.

PERSONNEL, MILITARY - Includes officers and airmen serving on active duty with the Air Force, including Navy personnel under operational control of Military Air Transport Service.

RATES - Frequency rates were computed to the following formulas:

$$\text{Civilian Injury Rate} = \frac{\text{Number of Civilian Disabling and Fatal Injuries} \times 1,000,000}{\text{Total Hours of Civilian Employment}}$$

$$\text{Military Injury Rate (On Duty)} = \frac{\text{Number of Military Disabling and Fatal Injuries "On Duty"} \times 100,000}{\text{Total Military Man-Days of Exposure} \times 1/3}$$

$$\text{Military Injury Rate (Off Duty)} = \frac{\text{Number of Military Disabling and Fatal Injuries "Off Duty"} \times 100,000}{\text{Total Military Man-Days Exposure} \times 2/3}$$

$$\text{Military Injury Rate (Total)} = \frac{\text{Total Number of Military Disabling and Fatal Injuries} \times 100,000}{\text{Total Military Man-Days Exposure}}$$

$$\text{USAF Motor Vehicle Rate} = \frac{\text{Number of USAF Motor Vehicle Accidents} \times 100,000}{\text{Total USAF Motor Vehicle Mileage}}$$

TABLE 18 - MILITARY PERSONNEL DISABLING AND NON-DISABLING INJURY EXPERIENCE BY COMMAND, WORLD-WIDE - FY 1964

LOCATION	DISABLING INJURIES					MAN-DAYS LOST FROM TEMPORARY TOTAL	MAN-DAYS OF EXPOSURE	RATE	NON DIS- ABLING IN- JURIES
	Total	Fatal	Perma- nent Total	Perma- nent Partial	Tempo- rary Total				
<u>WORLD WIDE - TOTAL</u>	<u>9,242</u>	<u>542</u>	<u>10</u>	<u>30</u>	<u>8,660</u>	<u>124,063</u>	<u>316,840,019</u>	<u>2.92</u>	<u>75,424</u>
Aeronautical Chart and Information Center	3	-	-	-	3	16	102,296	2.93	11
Air Defense Command	1,151	83	1	3	1,064	17,608	36,147,368	3.18	10,661
Air Force Accounting and Finance Center	-	-	-	-	-	-	40,426	-	-
Air Force Communications Service . .	431	24	-	-	407	7,465	15,915,113	2.71	1,979
Air Force Logistics Command	229	13	-	1	215	2,803	5,900,189	3.88	1,714
Air Force Systems Command	348	20	-	2	326	4,895	10,041,072	3.47	2,319
Air Training Command	1,337	47	2	3	1,285	12,811	41,997,472	3.18	8,897
Air University	68	6	-	-	62	573	3,916,311	1.74	715
Alaskan Air Command (Includes Alaska)	110	4	-	1	105	1,475	3,749,588	2.93	1,577
Continental Air Command	12	2	-	-	10	164	896,019	1.34	43
Headquarters Command, USAF	222	7	1	-	214	3,306	8,226,732	2.70	1,188
Military Air Transport Service . . .	685	48	1	5	631	10,276	27,543,908	2.49	6,130
Office of Aerospace Research	1	-	-	-	1	21	183,216	.55	-
Pacific Air Forces (Includes Hawaii)	383	9	-	1	373	4,756	15,631,461	2.45	4,767
Strategic Air Command	2,702	157	4	10	2,531	34,398	90,660,441	2.98	23,669
Tactical Air Command	477	44	1	2	430	7,187	22,046,728	2.16	3,767
USAF Academy a/	38	-	-	-	38	294	560,014	6.79	176
US Air Forces in Europe	760	54	-	1	705	11,668	21,436,019	3.55	5,531
USAF Security Service	235	23	-	1	211	3,714	9,746,818	2.41	2,109
US Air Forces Southern Command b/ .	40	-	-	-	40	501	589,769	6.78	171
USAF - AT - LARGE	10	1	-	-	9	132	1,509,059	-	-

a/ Excludes Cadets.

b/ Redesignated US Air Forces Southern Command, 8 July 1963; formerly Caribbean Air Command.

Source: Records and Statistics Group, Directorate of Aerospace Safety, Deputy, The Inspector General.

TABLE 19 — ON-DUTY MILITARY PERSONNEL DISABLING INJURY EXPERIENCE BY COMMAND,
WORLD-WIDE — FY 1964

LOCATION	DISABLING INJURIES					MAN-DAYS LOST FROM TEMPORARY TOTAL	MAN-DAYS OF EXPOSURE	DIS- ABLING INJURY RATE
	Total	Fatal	Perma- nent Total	Perma- nent Partial	Tempo- rary Total			
<u>WORLD-WIDE - TOTAL</u>	<u>1,775</u>	<u>24</u>	-	<u>7</u>	<u>1,744</u>	<u>18,446</u>	<u>105,613,339</u>	<u>1.68</u>
Aeronautical Chart and Information Center	1	-	-	-	1	5	34,098	2.93
Air Defense Command	171	2	-	-	169	2,176	12,049,123	1.42
Air Force Accounting and Finance Center .	-	-	-	-	-	-	13,476	-
Air Force Communications Service	41	-	-	-	41	543	5,305,038	.77
Air Force Logistics Command	51	3	-	1	47	509	1,966,730	2.59
Air Force Systems Command	67	1	-	-	66	704	3,347,024	2.00
Air Training Command	351	2	-	-	349	2,338	13,999,157	2.51
Air University	8	-	-	-	8	48	1,305,437	.61
Alaskan Air Command (Includes Alaska) . .	33	-	-	1	32	462	1,249,863	2.64
Continental Air Command	3	-	-	-	3	54	298,673	1.00
Headquarters Command, USAF	48	-	-	-	48	566	2,742,245	1.75
Military Air Transport Service	150	2	-	2	146	1,527	9,181,302	1.63
Office of Aerospace Research	-	-	-	-	-	-	61,072	-
Pacific Air Forces (Includes Hawaii) . . .	73	-	-	-	73	795	5,210,487	1.40
Strategic Air Command	484	8	-	2	474	4,866	30,220,147	1.60
Tactical Air Command	93	1	-	1	91	1,301	7,348,909	1.27
USAF Academy <u>a/</u>	6	-	-	-	6	41	186,673	3.21
US Air Forces in Europe	148	5	-	-	143	1,898	7,145,338	2.07
USAF Security Service	32	-	-	-	32	417	3,248,941	0.98
US Air Forces Southern Command <u>b/</u> . . .	14	-	-	-	14	191	196,588	7.12
USAF-AT-LARGE	1	-	-	-	1	5	503,018	-

a/ Excludes Cadets.

b/ Redesignated US Air Forces Southern Command, 8 July 1963; formerly Caribbean Air Command.

Source: Records and Statistics Group, Directorate of Aerospace Safety, Deputy, The Inspector General.

TABLE 20 - OFF-DUTY MILITARY PERSONNEL DISABLING INJURY EXPERIENCE BY COMMAND,
WORLD-WIDE - FY 1964

LOCATION	DISABLING INJURIES					MAN-DAYS LOST FROM TEMPORARY TOTAL	MAN-DAYS OF EXPOSURE	DIS- ABLING INJURY RATE
	Total	Fatal	Perma- nent Total	Perma- nent Partial	Tempo- rary Total			
<u>WORLD-WIDE - TOTAL</u>	<u>7,467</u>	<u>518</u>	<u>10</u>	<u>23</u>	<u>6,916</u>	<u>105,617</u>	<u>211,226,680</u>	<u>3.54</u>
Aeronautical Chart and Information Center	2	-	-	-	2	11	68,198	2.93
Air Defense Command	980	81	1	3	895	15,432	24,098,245	4.07
Air Force Accounting and Finance Center .	-	-	-	-	-	-	26,950	-
Air Force Communications Service	390	24	-	-	366	6,922	10,610,075	3.68
Air Force Logistics Command	178	10	-	-	168	2,294	3,933,459	4.53
Air Force Systems Command	281	19	-	2	260	4,191	6,694,048	4.20
Air Training Command	986	45	2	3	936	10,473	27,998,315	3.52
Air University	60	6	-	-	54	525	2,610,874	2.30
Alaskan Air Command (Includes Alaska) . .	77	4	-	-	73	1,013	2,499,725	3.08
Continental Air Command	9	2	-	-	7	110	597,346	1.51
Headquarters Command, USAF	174	7	1	-	166	2,740	5,484,487	3.17
Military Air Transport Service	535	46	1	3	485	8,749	18,362,606	2.91
Office of Aerospace Research	1	-	-	-	1	21	122,144	.82
Pacific Air Forces (Includes Hawaii) . .	310	9	-	1	300	3,961	10,420,974	2.97
Strategic Air Command	2,218	149	4	8	2,057	29,532	60,440,294	3.67
Tactical Air Command	384	43	1	1	339	5,886	14,697,819	2.61
USAF Academy a/	32	-	-	-	32	253	373,341	8.57
US Air Forces in Europe	612	49	-	1	562	9,770	14,290,681	4.28
USAF Security Service	203	23	-	1	179	3,297	6,497,877	3.12
US Air Forces Southern Command b/	26	-	-	-	26	310	393,181	6.61
USAF - AT - LARGE	9	1	-	-	8	127	1,006,041	-

a/ Excludes Cadets.

b/ Redesignated US Air Forces Southern Command, 8 July 1963; formerly Caribbean Air Command.

Source: Records and Statistics Group, Directorate of Aerospace Safety, Deputy, The Inspector General.

TABLE 21 - ON-DUTY CIVILIAN PERSONNEL DISABLING AND NON-DISABLING INJURY EXPERIENCE
BY COMMAND, WORLD-WIDE - FY 1964

LOCATION	DISABLING INJURIES					MAN-DAYS LOST FROM TEMPORARY TOTAL	MAN-HOURS OF EXPOSURE	RATE	NON- DIS- ABLING IN- JURIES
	Total	Fatal	Perma- nent Total	Perma- nent Partial	Tempo- rary Total				
<u>WORLD-WIDE - TOTAL</u>	<u>1,089</u>	<u>8</u>	<u>-</u>	<u>4</u>	<u>1,077</u>	<u>12,530</u>	<u>591,062,476</u>	<u>1.84</u>	<u>30,480</u>
Aeronautical Chart and Information Center	8	-	-	-	8	83	7,442,067	1.07	538
Air Defense Command	39	-	-	1	38	421	21,848,075	1.79	606
Air Force Accounting and Finance Center	6	-	-	-	6	106	3,673,238	1.63	78
Air Force Communications Service . .	10	-	-	-	10	81	10,224,113	.98	75
Air Force Logistics Command	574	2	-	-	572	6,722	271,314,317	2.12	21,152
Air Force Systems Command	135	3	-	1	131	1,238	78,222,992	1.73	2,618
Air Training Command	82	1	-	-	81	949	41,962,799	1.95	1,429
Air University	13	1	-	-	12	201	4,625,763	2.81	152
Alaskan Air Command (Includes Alaska)	8	-	-	-	8	125	3,920,768	2.04	330
Continental Air Command	45	-	-	-	45	630	19,050,720	2.36	560
Headquarters Command, USAF	14	-	-	-	14	134	12,979,622	1.08	256
Military Air Transport Service . . .	30	-	-	1	29	304	24,724,968	1.21	913
Office of Aerospace Research	-	-	-	-	-	-	2,790,076	-	7
Pacific Air Forces (Includes Hawaii)	7	-	-	-	7	86	7,677,696	.91	81
Strategic Air Command	69	-	-	-	69	820	44,524,693	1.55	801
Tactical Air Command	21	-	-	1	20	306	17,021,098	1.23	360
USAF Academy	24	-	-	-	24	269	3,498,253	6.86	384
US Air Forces in Europe	2	1	-	-	1	30	5,918,732	.34	26
USAF Security Service	2	-	-	-	2	25	2,114,352	.95	108
US Air Forces Southern Command <u>a/</u> .	-	-	-	-	-	-	476,270	-	6
USAF-AT-LARGE	-	-	-	-	-	-	7,051,864	-	-

a/ Redesignated US Air Forces Southern Command, 8 July 1963; formerly Caribbean Air Command.

Source: Records and Statistics Group, Directorate of Aerospace Safety, Deputy, The Inspector General.

TABLE 22 - USAF MOTOR VEHICLE GROUND ACCIDENT EXPERIENCE AND COST BY COMMAND, WORLD-WIDE - FY 1964

LOCATION	USAF MOTOR VEHICLE EXPERIENCE						COST CHARGED TO USAF MOTOR VEHICLE ACCIDENTS				
	Acci- dents	Miles Operated	Acci- dents Rates	Ve- hicles Damaged	Days Out of Service	Average Days Out of Service Per USAF Motor Vehicle Damage	Average Cost Per USAF Motor Vehicle Accident	Total Property and Disabling Injury	USAF Motor Ve- hicle Damage	Other USAF Property Damage in Motor Vehicle Accidents	Disabling Injury (Military and On-Duty Civilians)
<u>WORLD-WIDE - TOTAL</u>	<u>2,173</u>	<u>672,483,238</u>	<u>.32</u>	<u>2,042</u>	<u>15,099</u>	<u>7</u>	<u>\$ 575</u>	<u>\$ 1,248,872</u>	<u>\$ 714,890</u>	<u>\$ 74,010</u>	<u>\$ 459,972</u>
Aeronautical Chart and Information Center	5	258,353	1.94	4	16	4	226	1,130	980	150	-
Air Defense Command	188	48,056,438	.39	174	1,554	9	520	97,820	65,140	15,010	17,670
Air Force Accounting and Finance Center	-	-	-	-	-	-	-	-	-	-	-
Air Force Communications Service	87	15,329,922	.57	81	655	8	967	84,170	26,770	100	57,300
Air Force Logistics Command	221	49,581,081	.45	200	1,016	5	223	49,392	37,290	6,950	5,152
Air Force Systems Command	102	32,029,893	.32	97	597	6	467	47,602	38,660	3,350	5,592
Air Training Command	218	57,590,682	.38	209	1,850	9	893	194,728	60,870	3,750	130,108
Air University	13	3,512,738	.37	9	44	5	246	3,200	2,350	100	750
Alaskan Air Command (Includes Alaska) .	50	8,301,549	.60	51	264	5	361	18,030	16,680	1,000	350
Continental Air Command	10	5,053,784	.20	8	129	16	463	4,630	3,410	1,220	-
Headquarters Command, USAF	111	18,802,973	.59	113	803	7	258	28,640	26,730	410	1,500
Military Air Transport Service	101	34,114,642	.30	90	556	6	300	30,340	25,820	1,670	2,850
Office of Aerospace Research	2	122,116	1.64	2	15	8	275	550	550	-	-
Pacific Air Forces (Includes Hawaii) . .	202	57,215,734	.35	198	1,675	8	387	78,120	68,580	6,390	3,150
Strategic Air Command	444	202,032,431	.22	410	2,660	6	913	405,280	200,600	19,430	185,250
Tactical Air Command	106	37,097,758	.29	95	717	8	351	37,200	27,200	7,550	2,450
USAF Academy a/	5	3,260,945	.15	7	23	3	194	970	970	-	-
US Air Forces in Europe	257	87,211,722	.29	247	2,157	9	577	148,330	99,600	6,130	42,600
USAF Security Service	26	9,239,804	.28	25	139	6	469	12,200	6,300	800	5,100
US Air Forces Southern Command b/ . . .	21	3,670,673	.57	19	204	11	239	5,010	4,860	-	150
USAF - AT - LARGE	4	-	-	3	25	8	383	1,530	1,530	-	-

a/ Excludes Cadets.

b/ Redesignated US Air Forces Southern Command, 8 July 1963; formerly Caribbean Air Command.

Source: Records and Statistics Group, Directorate of Aerospace Safety, Deputy, The Inspector General.

TABLE 23 - GROUND ACCIDENT COST ANALYSES BY COMMAND, WORLD-WIDE - FY 1964

LOCATION	COST				
	Per Capita	Total	Military Injury	Civilian Injury	Property Damage
<u>WORLD-WIDE - TOTAL</u>	<u>\$ 27.07</u>	<u>\$ 31,067,726</u>	<u>\$ 28,609,086</u>	<u>\$ 1,149,260</u>	<u>\$ 1,309,380</u>
Aeronautical Chart and Information Center	2.90	11,110	954	9,026	1,130
Air Defense Command	39.64	4,325,956	4,172,654	24,312	128,990
Air Force Accounting and Finance Center .	1.61	3,000	-	3,000	-
Air Force Communications Service	26.27	1,270,534	1,240,956	2,508	27,070
Air Force Logistics Command	9.26	1,347,520	671,146	533,124	143,250
Air Force Systems Command	21.46	1,389,512	1,081,216	241,186	67,110
Air Training Command	21.53	2,901,326	2,730,108	95,088	76,130
Air University	24.41	315,056	248,660	63,746	2,650
Alaskan Air Command (Includes Alaska) . .	28.68	347,488	287,828	6,870	52,790
Continental Air Command	9.02	104,092	78,802	19,180	6,110
Headquarters Command, USAF	19.00	544,488	508,932	5,996	29,560
Military Air Transport Service	31.29	2,723,614	2,621,620	26,504	75,490
Office of Aerospace Research93	1,698	1,050	98	550
Pacific Air Forces (Includes Hawaii) . .	17.54	813,470	671,538	2,682	139,250
Strategic Air Command	32.60	8,767,710	8,394,266	25,974	347,470
Tactical Air Command	32.48	2,220,966	2,138,088	18,798	64,080
USAF Academy <u>a/</u>	9.21	29,482	17,164	10,218	2,100
US Air Forces in Europe	45.48	2,791,778	2,602,834	58,904	130,040
USAF Security Service	39.18	1,083,308	1,072,226	1,962	9,120
US Air Forces Southern Command <u>b/</u> . .	17.66	32,488	27,444	84	4,960
USAF - AT - LARGE	5.76	43,130	41,600	-	1,530

a/ Excludes Cadets.

b/ Redesignated US Air Forces Southern Command, 8 July 1963; formerly Caribbean Air Command.

Source: Records and Statistics Group, Directorate of Aerospace Safety, Deputy, The Inspector General.

TABLE 24 - MILITARY PERSONNEL DISABLING INJURY LOSSES AND COST RESULTING FROM
USAF MOTOR VEHICLE ACCIDENTS BY COMMAND, WORLD-WIDE - FY 1964

LOCATION	DISABLING INJURIES					MAN-DAYS LOST FROM TEMPORARY TOTAL	INJURY COST
	Total	Fatal	Permanent Total	Permanent Partial	Temporary Total		
<u>WORLD-WIDE - TOTAL</u>	<u>140</u>	<u>8</u>	-	-	<u>132</u>	<u>2,330</u>	<u>\$ 396,500</u>
Aeronautical Chart and Information Center	-	-	-	-	-	-	-
Air Defense Command	13	-	-	-	13	321	16,050
Air Force Accounting and Finance Center .	-	-	-	-	-	-	-
Air Force Communications Service	9	1	-	-	8	446	57,300
Air Force Logistics Command	3	-	-	-	3	44	2,200
Air Force Systems Command	9	-	-	-	9	105	5,250
Air Training Command	9	2	-	-	7	40	72,000
Air University	2	-	-	-	2	15	750
Alaskan Air Command (Includes Alaska) . . .	1	-	-	-	1	7	350
Continental Air Command	-	-	-	-	-	-	-
Headquarters Command, USAF	1	-	-	-	1	30	1,500
Military Air Transport Service	7	-	-	-	7	57	2,850
Office of Aerospace Research	-	-	-	-	-	-	-
Pacific Air Forces (Includes Hawaii) . . .	6	-	-	-	6	63	3,150
Strategic Air Command	47	4	-	-	43	905	185,250
Tactical Air Command	9	-	-	-	9	40	2,000
USAF Academy a/	-	-	-	-	-	-	-
US Air Force in Europe	19	1	-	-	18	152	42,600
USAF Security Service	4	-	-	-	4	102	5,100
US Air Forces Southern Command b/	1	-	-	-	1	3	150
USAF - AT - LARGE	-	-	-	-	-	-	-

a/ Excludes Cadets.

b/ Redesignated US Air Forces Southern Command, 8 July 1963; formerly Caribbean Air Command.

Source: Records and Statistics Group, Directorate of Aerospace Safety, Deputy, The Inspector General.

TABLE 25 - ON-DUTY CIVILIAN PERSONNEL DISABLING INJURY LOSSES AND COSTS RESULTING FROM USAF MOTOR VEHICLE ACCIDENTS BY COMMAND, WORLD-WIDE - FY 1964

LOCATION	DISABLING INJURIES					MAN-DAYS LOST FROM TEMPORARY TOTAL	INJURY COST
	Total	Fatal	Permanent Total	Permanent Partial	Temporary Total		
<u>WORLD-WIDE - TOTAL</u>	<u>22</u>	<u>1</u>	-	=	<u>21</u>	<u>304</u>	<u>\$ 63,472</u>
Aeronautical Chart and Information Center	-	-	-	-	-	-	-
Air Defense Command	2	-	-	-	2	90	1,620
Air Force Accounting and Finance Center .	-	-	-	-	-	-	-
Air Force Communications Service	-	-	-	-	-	-	-
Air Force Logistics Command	9	-	-	-	9	164	2,952
Air Force Systems Command	7	-	-	-	7	19	342
Air Training Command	2	1	-	-	1	6	58,108
Air University	-	-	-	-	-	-	-
Alaskan Air Command (Includes Alaska) . .	-	-	-	-	-	-	-
Continental Air Command	-	-	-	-	-	-	-
Headquarters Command, USAF	-	-	-	-	-	-	-
Military Air Transport Service	-	-	-	-	-	-	-
Office of Aerospace Research	-	-	-	-	-	-	-
Pacific Air Forces (Includes Hawaii) . . .	-	-	-	-	-	-	-
Strategic Air Command	-	-	-	-	-	-	-
Tactical Air Command	2	-	-	-	2	25	450
USAF Academy	-	-	-	-	-	-	-
US Air Forces in Europe	-	-	-	-	-	-	-
USAF Security Service	-	-	-	-	-	-	-
US Air Forces Southern Command <u>a/</u>	-	-	-	-	-	-	-
USAF - AT - LARGE	-	-	-	-	-	-	-

a/ Redesignated US Air Forces Southern Command, 8 July 1963; formerly Caribbean Air Command.

Source: Records and Statistics Group, Directorate of Aerospace Safety, Deputy, The Inspector General.

TABLE 26 - MILITARY PERSONNEL DISABLING INJURY LOSSES AND COSTS RESULTING FROM PRIVATE MOTOR VEHICLE ACCIDENTS BY COMMAND, WORLD-WIDE - FY 1964

LOCATION	DISABLING INJURIES					MAN-DAYS LOST FROM TEMPORARY TOTAL	INJURY COST
	Total	Fatal	Permanent Total	Permanent Partial	Temporary Total		
<u>WORLD - WIDE - TOTAL</u>	<u>3,432</u>	<u>422</u>	<u>6</u>	<u>11</u>	<u>2,993</u>	<u>65,247</u>	<u>\$ 19,096,350</u>
Aeronautical Chart and Information Center	1	-	-	-	1	7	350
Air Defense Command	551	65	-	2	484	10,847	2,921,350
Air Force Accounting and Finance Center .	-	-	-	-	-	-	-
Air Force Communications Service	182	21	-	-	161	4,233	946,650
Air Force Logistics Command	74	6	-	-	68	1,256	272,800
Air Force Systems Command	120	16	-	1	103	2,847	754,350
Air Training Command	333	36	2	-	295	4,892	1,668,600
Air University	19	6	-	-	13	151	217,550
Alaskan Air Command (Includes Alaska) . .	17	1	-	-	16	337	51,850
Continental Air Command	5	2	-	-	3	51	72,550
Headquarters Command, USAF	75	5	1	-	69	1,924	353,200
Military Air Transport Service	277	35	1	2	239	5,476	1,684,800
Office of Aerospace Research	1	-	-	-	1	21	1,050
Pacific Air Forces (Includes Hawaii) . . .	92	5	-	1	86	1,651	309,550
Strategic Air Command	991	128	2	3	858	17,224	5,661,200
Tactical Air Command	230	36	-	1	193	4,630	1,543,500
USAF Academy <u>a/</u>	6	-	-	-	6	46	2,300
US Air Forces in Europe	369	43	-	-	326	7,382	1,874,100
USAF Security Service	81	16	-	1	64	2,122	718,100
US Air Forces Southern Command <u>b/</u>	5	-	-	-	5	135	6,750
USAF - AT - LARGE	3	1	-	-	2	15	35,750

a/ Excludes Cadets.

b/ Redesignated USAF Southern Command, 8 July 1963; formerly Caribbean Air Command.

Source: Records and Statistics Group, Directorate of Aerospace Safety, Deputy, The Inspector General.

TABLE 27 - MILITARY PERSONNEL DISABLING INJURY LOSSES AND COSTS RESULTING FROM ALL OTHER (NON-VEHICULAR) ACCIDENTS BY COMMAND, WORLD-WIDE - FY 1964

LOCATION	DISABLING INJURIES					MAN-DAYS LOST FROM TEMPORARY TOTAL	INJURY COST
	Total	Fatal	Permanent Total	Permanent Partial	Temporary Total		
<u>WORLD - WIDE - TOTAL</u>	<u>5,670</u>	<u>112</u>	<u>4</u>	<u>19</u>	<u>5,535</u>	<u>56,486</u>	<u>\$ 8,060,300</u>
Aeronautical Chart and Information Center	2	-	-	-	2	9	450
Air Defense Command	587	18	1	1	567	6,440	1,086,000
Air Force Accounting and Finance Center .	-	-	-	-	-	-	-
Air Force Communications Service	240	2	-	-	238	2,786	209,300
Air Force Logistics Command	152	7	-	1	144	1,503	372,150
Air Force Systems Command	219	4	-	1	214	1,943	289,150
Air Training Command	995	9	-	3	983	7,879	864,950
Air University	47	-	-	-	47	407	20,350
Alaskan Air Command (Includes Alaska) . .	92	3	-	1	88	1,131	213,550
Continental Air Command	7	-	-	-	7	113	5,650
Headquarters Command, USAF	146	2	-	-	144	1,352	137,600
Military Air Transport Service	401	13	-	3	385	4,743	848,150
Office of Aerospace Research	-	-	-	-	-	-	-
Pacific Air Forces (Includes Hawaii) . .	285	4	-	-	281	3,042	292,100
Strategic Air Command	1,664	25	2	7	1,630	16,269	2,216,450
Tactical Air Command	238	8	1	1	228	2,517	539,850
USAF Academy <u>a/</u>	32	-	-	-	32	248	12,400
US Air Forces in Europe	372	10	-	1	361	4,134	608,700
USAF Security Service	150	7	-	-	143	1,490	319,500
US Air Forces Southern Command <u>b/</u>	34	-	-	-	34	363	18,150
USAF - AT - LARGE	7	-	-	-	7	117	5,850

a/ Excludes Cadets.

b/ Redesignated USAF Southern Command, 8 July 1963; formerly Caribbean Air Command.

Source: Records and Statistics Group, Directorate of Aerospace Safety, Deputy, The Inspector General.

TABLE 28 - ON-DUTY CIVILIAN PERSONNEL DISABLING INJURY LOSSES AND COSTS RESULTING FROM ALL OTHER (NON-VEHICULAR) ACCIDENTS BY COMMAND, WORLD-WIDE - FY 1964

LOCATION	DISABLING INJURIES					MAN-DAYS LOST FROM TEMPORARY TOTAL	INJURY COST
	Total	Fatal	Permanent Total	Permanent Partial	Temporary Total		
<u>WORLD - WIDE - TOTAL</u>	<u>1,028</u>	<u>5</u>	<u>-</u>	<u>4</u>	<u>1,019</u>	<u>11,714</u>	<u>\$ 533,852</u>
Aeronautical Chart and Information Center	8	-	-	-	8	83	1,494
Air Defense Command	34	-	-	1	33	316	13,938
Air Force Accounting and Finance Center	4	-	-	-	4	95	1,710
Air Force Communications Service	9	-	-	-	9	78	1,404
Air Force Logistics Command	548	2	-	-	546	6,296	229,328
Air Force Systems Command	118	2	-	1	115	1,051	143,168
Air Training Command	78	-	-	-	78	910	16,380
Air University	13	1	-	-	12	201	61,618
Alaskan Air Command (Includes Alaska)	8	-	-	-	8	125	2,250
Continental Air Command	45	-	-	-	45	630	11,340
Headquarters Command, USAF	14	-	-	-	14	134	2,412
Military Air Transport Service	30	-	-	1	29	304	13,722
Office of Aerospace Research	-	-	-	-	-	-	-
Pacific Air Forces (Includes Hawaii)	7	-	-	-	7	86	1,548
Strategic Air Command	68	-	-	-	68	815	14,670
Tactical Air Command	19	-	-	1	18	281	13,308
USAF Academy	22	-	-	-	22	254	4,572
US Air Forces in Europe	1	-	-	-	1	30	540
USAF Security Service	2	-	-	-	2	25	450
US Air Forces Southern Command <u>a/</u>	-	-	-	-	-	-	-
USAF - AT - LARGE	-	-	-	-	-	-	-

a/ Redesignated US Air Forces Southern Command, 8 July 1963; formerly Caribbean Air Command.

Source: Records and Statistics Group, Directorate of Aerospace Safety, Deputy, The Inspector General.

TABLE 29 - USAF AIRCRAFT DAMAGE RESULTING FROM GROUND ACCIDENTS BY COMMAND,
WORLD-WIDE - FY 1964

LOCATION	AIRCRAFT DAMAGES								
	Total			From USAF Motor Vehicle Accidents			From All Other Ground Accidents		
	Number Damaged	Days Out of Service	Damage Cost	Number Damaged	Days Out of Service	Damage Cost	Number Damaged	Days Out of Service	Damage Cost
<u>WORLD - WIDE - TOTAL</u>	<u>145</u>	<u>427</u>	<u>\$ 238,680</u>	<u>39</u>	<u>86</u>	<u>\$ 25,730</u>	<u>106</u>	<u>341</u>	<u>\$ 212,950</u>
Aeronautical Chart and Information Center	-	-	-	-	-	-	-	-	-
Air Defense Command	16	92	26,080	5	10	3,720	11	82	22,360
Air Force Accounting and Finance Center	-	-	-	-	-	-	-	-	-
Air Force Communications Service	-	-	-	-	-	-	-	-	-
Air Force Logistics Command	22	24	33,200	6	17	3,510	16	7	29,690
Air Force Systems Command	12	75	12,610	2	12	1,900	10	63	10,710
Air Training Command	11	19	5,590	4	16	1,770	7	3	3,820
Air University	-	-	-	-	-	-	-	-	-
Alaskan Air Command (Includes Alaska)	1	3	20,000	-	-	-	1	3	20,000
Continental Air Command	1	-	250	-	-	-	1	-	250
Headquarters Command, USAF	2	2	800	1	1	200	1	1	600
Military Air Transport Service	18	53	22,730	1	1	300	17	52	22,430
Office of Aerospace Research	-	-	-	-	-	-	-	-	-
Pacific Air Forces (Includes Hawaii)	9	38	46,440	3	12	5,890	6	26	40,550
Strategic Air Command	26	28	40,640	9	8	1,610	17	20	39,030
Tactical Air Command	15	61	18,710	5	1	4,020	10	60	14,690
USAF Academy <u>a/</u>	-	-	-	-	-	-	-	-	-
US Air Forces in Europe	12	32	11,630	3	8	2,810	9	24	8,820
USAF Security Service	-	-	-	-	-	-	-	-	-
US Air Forces Southern Command <u>b/</u>	-	-	-	-	-	-	-	-	-
USAF - AT - LARGE	-	-	-	-	-	-	-	-	-

a/ Excludes Cadets.


b/ Redesignated USAF Southern Command, 8 July 1963; formerly Caribbean Air Command.

Source: Records and Statistics Group, Directorate of Aerospace Safety, Deputy, The Inspector General.

1. 200

Materiel

PART IV



AIRCRAFT AND MISSILES

INTRODUCTION

Information included in this section provides data pertaining to procurement, production, inventory status, deployment, and disposition of USAF aircraft during Fiscal Year 1964. It also includes data on procurement, production, and inventory status of missiles.

The aircraft tables reflect funding by fiscal year, acceptances, inventories by functional distribution, active and inactive, age (in months) distribution, and disposition of aircraft. The missile tables reflect funding by fiscal year, acceptances, functional distribution, and disposition of missiles.

Production data for aircraft and missiles are obtained under the provisions of AF Regulation 84-8, dated 7 July 1964. Additional data may be obtained in the USAF Production Digest SS-N-47 published monthly. Inventory and status data for aircraft and missiles are obtained under the provisions of AF Manual 65-110, dated, 15 May 1962. The classification of aircraft and missiles is in accordance with AF Regulation 65-60, dated, 4 August 1961, and T.O.1-1-81, dated, 30 June 1961. The mission classification is generally based upon the mission designator or the prefix preceding the basic mission designator of each aircraft or missile model. A prefix is assigned an aircraft or missile model when the aircraft or missile is modified to perform a function (indicated by prefix) other than its basic designated purpose. Additional data may be obtained in the USAF Aircraft-Missile Digest, SS-A1, published monthly.

DEFINITIONS

ACCEPTANCE - Aircraft, missile, or drone which has been shop-assembled and fully inspected by constituted USAF or Navy production authorities and for which the title, responsibility, and accountability has been assumed by the contracting agency of the recipient.

AIRCRAFT - A heavier-than-air vehicle, designed primarily for flight in the atmosphere, which has incorporated in its prime design the ability and requirement for human occupancy. (Ref T. O. 1-1-81)

DRONE - Any aircraft or missile modified or produced to perform the mission of a target for weapon evaluation or crew training, has incorporated into its prime design the ability to be flown by remote control, and has been redesignated in accordance with T.O. 1-1-81.

GUIDED AIRCRAFT ROCKET - A type of self-propelled aircraft armament normally carried by piloted aircraft which, after launching, can be guided to the target which it destroys by means of an explosive warhead.

INACTIVE - Aircraft, missiles, or drones on loan and bailment (except bailed for test, maintenance, and modification); aircraft, missiles, or drones for which there is no longer a requirement in the active inventory, including those that have been accumulated in excess of possible future needs; and aircraft, missiles, or drones in the process of being dropped from the total inventory and salvage.

MISSILE - A heavier-than-air vehicle with a capability of traveling within or outside the earth's atmosphere, whose trajectory or flight path may be controlled by installed or remote control mechanisms, and is not designed for human occupancy.

MISSION/DESIGN/SERIES - Air Force Regulations 66-11 dated, 18 September 1962, Designating, Redesignating, and Naming Military Aircraft, and 66-11A dated, 15 January 1964 and 66-20, Designating, Redesignating, and Naming Military Rockets and Guided Missiles dated, 27 June 1963, and 66-20A dated, 30 January 1964, establish a uniform system for designating, redesignating, and naming military aircraft and missiles. The phrase Type/Model/Series (T/M/S) has been replaced by Mission/Design/Series (M/D/S) for aircraft and Type/Design/Series (T/D/S) for missiles. For the purpose of this USAF Statistical Digest, Mission/Design/Series will be used for both aircraft and missiles.

NON-OPERATING ACTIVE - Aircraft, missiles, and drones in preparation or awaiting preparation for possession by units or test activities through any of the logistical processes or supply, maintenance, and modification.

OPERATING ACTIVE - Aircraft, missiles, and drones currently and actively engaged in or supporting flying missions (AFM 65-110).

CONFIDENTIAL

TABLE 30 - USAF AIRCRAFT ACCEPTANCES OF MODELS IN PRODUCTION, BY MANUFACTURER, BY RECIPIENT, BY MONTH - FY 1964

MISSION DESIGN NUMBER AND SERIES	MANUFACTURER	ACCEPTED PRIOR TO 1 JUL 1963	ACCEPTANCES FOR FY 1964													TOTAL ACCEPTED TO DATE
			Total	Jul (1963)	Aug	Sep	Oct	Nov	Dec	Jan (1964)	Feb	Mar	Apr	May	Jun	
GRAND TOTAL			1,310	122	138	119	123	120	91	91	94	98	102	104	108	
USAF FOR USAF																
<u>TOTAL</u>			<u>763</u>	<u>62</u>	<u>63</u>	<u>57</u>	<u>64</u>	<u>64</u>	<u>64</u>	<u>59</u>	<u>60</u>	<u>62</u>	<u>64</u>	<u>73</u>	<u>71</u>	
<u>FIGHTER - TOTAL</u>			<u>296</u>	<u>21</u>	<u>18</u>	<u>15</u>	<u>16</u>	<u>20</u>	<u>19</u>	<u>21</u>	<u>24</u>	<u>29</u>	<u>34</u>	<u>41</u>	<u>38</u>	
F-105D	Republic	535	75	15	15	15	14	10	5	1	(Complete)					610
F-105F	Republic	1	83	-	1	-	-	5	7	9	10	12	13	13	13	84
F-4B	Republic	23	6	6	(Complete)											29
F-4C	Republic	1	128	-	1	-	1	5	7	11	14	17	20	27	25	129
RF-4C	Republic	-	4	-	1	-	1	-	-	-	-	-	1	1	-	4
<u>CARGO/TRANSPORT - TOTAL</u>			<u>242</u>	<u>18</u>	<u>20</u>	<u>19</u>	<u>24</u>	<u>23</u>	<u>24</u>	<u>22</u>	<u>22</u>	<u>18</u>	<u>16</u>	<u>17</u>	<u>19</u>	
C-130E	Lockheed	80	148	9	11	11	15	14	15	15	15	12	10	10	11	228
KC-135A	Boeing	618	84	8	8	8	8	8	8	6	6	6	6	6	6	702
KC-135B	Boeing	-	3	-	-	-	-	-	-	-	1	-	-	-	2	3
C-140B	Lockheed	4	1	1	(Complete)											5
C-141A	Lockheed	-	6	-	1	-	1	1	1	1	-	-	-	1	-	6
<u>TRAINER - TOTAL</u>			<u>164</u>	<u>17</u>	<u>17</u>	<u>17</u>	<u>17</u>	<u>12</u>	<u>12</u>	<u>12</u>	<u>12</u>	<u>12</u>	<u>12</u>	<u>12</u>	<u>12</u>	
T-38A	Northrop	297	144	12	12	12	12	12	12	12	12	12	12	12	12	441
T-39A	N American	123	20	5	5	5	5		(Complete)							143
<u>MISCELLANEOUS - TOTAL</u>			<u>61</u>	<u>6</u>	<u>8</u>	<u>6</u>	<u>7</u>	<u>9</u>	<u>9</u>	<u>4</u>	<u>2</u>	<u>3</u>	<u>2</u>	<u>3</u>	<u>2</u>	
CH-3B	Sikorsky	-	20	1	1	1	-	2	3	2	2	2	2	2	2	20
HH-43B	Kaman	160	15	3	3	1	3	3	2	(Complete)						175
UH-1F	Bell	-	2	-	-	-	-	-	-	-	-	1	-	1	-	2
U-10A/B	Helio	28	24	2	4	4	4	4	4	2	(Complete)					52

CONFIDENTIAL

DOWNGRADED AT 3 YEAR INTERVALS;
 DECLASSIFIED AFTER 12 YEARS.
 DOD DIR. 5200.10

CONFIDENTIAL

TABLE 30 - USAF AIRCRAFT ACCEPTANCES OF MODELS IN PRODUCTION, BY MANUFACTURER, BY RECIPIENT, BY MONTH - FY 1964 (CONTINUED)

MISSION DESIGN NUMBER AND SERIES	MANUFACTURER	ACCEPTED PRIOR TO 1 JUL 1963	ACCEPTANCE FOR FY 1964												TOTAL ACCEPTED TO DATE	
			Total	Jul (1963)	Aug	Sep	Oct	Nov	Dec	Jan (1964)	Feb	Mar	Apr	May		Jun
USAF FOR MILITARY ASSISTANCE PROGRAM (MAP)																
TOTAL			278	24	35	25	20	15	17	21	23	26	24	22	26	
T-37B/C	Cessna	68	48	4	4	4	4	4	4	4	4	4	4	4	4	116
HH-43B	Kaman	15	14	-	-	2	-	-	-	1	3	3	2	-	-	29
HH-34F	Kaman	-	2	-	-	-	-	-	-	-	-	-	-	1	1	2
F-5A	Northrop	-	6	-	-	-	-	-	-	1	1	1	1	1	1	6
F-5B	Northrop	-	6	-	-	-	-	-	-	-	-	1	1	2	2	6
F-104G	Lockheed	26	31	-	-	2	5	3	3	3	3	3	3	3	3	57
RF-104G	Lockheed	14	10	3	5	-	(Complete)	-	-	-	-	-	-	-	-	24
TF-104G	Lockheed	6	18	1	1	1	3	6	6	-	-	-	-	-	-	24
TF-104G(MAS)	Lockheed	40	35	4	4	4	2	2	2	2	2	5	1	3	4	75
C-135F(MAS)	Boeing	-	6	-	-	-	-	-	-	1	1	1	1	1	1	6
UH-34D	Sikorsky	10	10	-	-	2	2	-	1	-	-	-	1	2	2	20
U-17A	Cessna	11	43	12	21	7	3	-	-	-	-	-	-	-	-	54
F-104G b/	Canadair	-	40	-	-	1	1	-	-	7	9	8	8	1	5	40
CH-34C	Sikorsky	-	9	-	-	-	-	-	-	-	-	-	2	4	3	9
USAF FOR ARMY																
TOTAL			232	35	39	36	38	40	8	8	7	5	8	3	5	
YCH-47A	Vertol	2	3	-	1	-	-	-	-	1	-	-	1	(Complete)	-	5
CH-47A	Vertol	20	36	3	3	3	3	3	2	4	3	1	5	3	3	56
UH-1B c/	Bell	372	135	30	31	24	24	26	(Complete)	(Complete)	(Complete)	(Complete)	(Complete)	(Complete)	(Complete)	507
UH-1B(MAP) c/	Bell	8	8	-	-	3	3	2	(Complete)	(Complete)	(Complete)	(Complete)	(Complete)	(Complete)	(Complete)	16
UH-10A c/	Helio	-	20	-	-	1	2	2	2	3	4	4	2	(Complete)	(Complete)	20
UH-1D	Bell	2	28	2	4	5	6	7	4	(Complete)	(Complete)	(Complete)	(Complete)	(Complete)	(Complete)	30
HH-43F	Kaman	-	2	-	-	-	-	-	-	-	-	-	-	-	2	2
OTHER SERVICES																
TOTAL - NAVY			25	1	1	1	1	1	2	3	3	3	3	3	3	
T-39D	N. American	3	25	1	1	1	1	1	2	3	3	3	3	3	3	
TOTAL - MARINE CORPS			12	-	-	-	-	-	-	-	1	2	3	3	3	
UH-1E	Bell	3	12	-	-	-	-	-	-	-	1	2	3	3	3	

a/ Excludes experimental, remanufactured, and used aircraft.

b/ Offshore Procurement.

c/ Responsibility for contract administration and reporting transferred to Army commencing with FY 1963 buy program.

Source: Data Applications Division, Data Services Center, Comptroller of the Air Force

DOWNGRADED AT 3 YEAR INTERVALS;
DECLASSIFIED AFTER 12 YEARS.
DOD DIR. 5200.10

CONFIDENTIAL

TABLE 31 - USAF GUIDED MISSILE, AIR TO AIR MISSILES, AND TARGET DRONE ACCEPTANCES BY MANUFACTURER, BY MONTH - FY 1964

MISSILE DESIGNATION	MANUFACTURER	POPULAR NAME	ACCEPTED PRIOR TO 1 JUL 63	ACCEPTANCES FOR FY 1964												TOTAL AC-CEPTED TO DATE	
				TOTAL	Jul (1964)	Aug	Sep	Oct	Nov	Dec	Jan (1964)	Feb	Mar	Apr	May		Jun
USAF FOR USAF																	
<u>GUIDED MISSILE - TOTAL</u>				<u>7,464</u>	<u>854</u>	<u>615</u>	<u>670</u>	<u>674</u>	<u>664</u>	<u>665</u>	<u>388</u>	<u>385</u>	<u>542</u>	<u>784</u>	<u>508</u>	<u>715</u>	
<u>STRATEGIC MISSILE - TOTAL</u>				<u>544</u>	<u>45</u>	<u>47</u>	<u>50</u>	<u>54</u>	<u>44</u>	<u>45</u>	<u>49</u>	<u>46</u>	<u>53</u>	<u>53</u>	<u>32</u>	<u>26</u>	
CGM-16D	Convair	Atlas	65	2	-	1	-	-	-	-	1	-	-	(Complete)	-	-	67
CGM-16E	Convair	Atlas	48	3	-	-	-	-	-	-	1	1	-	1	-	-	51
HGM-16F	Convair	Atlas	92	6	1	2	1	-	-	-	-	-	1	1	-	-	98
HGM-25A	Martin	Titan I	90	8	-	1	1	-	1	1	-	1	1	2	(Complete)	-	98
XLGM-25C	Martin	Titan II	42	1	-	(Complete)	-	-	-	-	-	-	-	-	-	-	43
LGM-25C	Martin	Titan II	45	37	-	4	13	5	3	2	2	2	2	2	2	2	82
XLGM-30A/B	Boeing	Minuteman	39	15	1	2	1	-	1	1	2	1	4	2	(Complete)	-	54
LGM-30A/B	Boeing	Minuteman	232	472	42	43	42	40	37	39	44	41	45	45	30	24	704
<u>TACTICAL MISSILE - TOTAL</u>				<u>6,920</u>	<u>809</u>	<u>568</u>	<u>620</u>	<u>620</u>	<u>620</u>	<u>620</u>	<u>339</u>	<u>339</u>	<u>489</u>	<u>731</u>	<u>476</u>	<u>689</u>	
AGM-12B	a/Martin and Maxon	Bullpup A	11,509	4,170	809	318	370	370	370	370	89	89	239	481	226	439	15,679
AIM-12D	a/Martin and Maxon	Bullpup Thr	-	2,750	-	250	250	250	250	250	250	250	250	250	250	250	2,750
<u>AIR TO AIR MISSILE - TOTAL</u>				<u>5,204</u>	<u>728</u>	<u>240</u>	<u>593</u>	<u>230</u>	<u>468</u>	<u>1,044</u>	<u>249</u>	-	-	<u>1,000</u>	-	<u>652</u>	
AIM-4D	Hughes	Falcon	250	1,050	130	160	180	190	190	200	(Complete)	-	-	-	-	-	1,300
AIM-7D/E	Raytheon	Sparrow III	-	450	-	-	-	-	-	225	225	-	-	-	-	-	450
AIM-9B(A)	Philco	SidewinderIA	20,385	3,464	558	40	373	-	238	579	24	-	-	1,000	-	652	23,849
AIM-26B	Hughes	Falcon	636	240	40	40	40	40	40	40	(Complete)	-	-	-	-	-	876
<u>TARGET DRONE - TOTAL</u>				<u>46</u>	-	-	-	<u>6</u>	<u>5</u>	<u>5</u>	<u>7</u>	<u>3</u>	<u>5</u>	<u>5</u>	<u>5</u>	<u>5</u>	
BQM-34A	Ryan	Firebee	346	46	-	-	-	6	5	5	7	3	5	5	5	5	392
USAF FOR NAVY																	
<u>TARGET DRONE - TOTAL</u>				<u>148</u>	<u>22</u>	<u>22</u>	<u>15</u>	<u>9</u>	<u>10</u>	<u>10</u>	<u>10</u>	<u>10</u>	<u>10</u>	<u>10</u>	<u>10</u>	<u>10</u>	
BQM-34A	Ryan	Firebee	369	148	22	22	15	9	10	10	10	10	10	10	10	10	517

a/ Manufacturers prior to 1 July 63, Martin, Maxon, and Thiokol.

Source: Data Applications Division, Data Services Center, Comptroller of the Air Force.

DOWNGRADED AT 3 YEAR INTERVALS;
DECLASSIFIED AFTER 12 YEARS.
DOD DIR. 5200.10

CONFIDENTIAL

**TABLE 32 - USAF AIRCRAFT PROCUREMENT PROGRAMS BY FISCAL YEAR FUNDING -
FY 1961 THROUGH FY 1964**

(Excludes experimental, used, and remanufactured aircraft. MAP-Military Assistance Program; MAS-Military Assistance Sales, and offshore procurement.)

TYPE, MODEL, AND SERIES	FY 1961	FY 1962	FY 1963	FY 1964
<u>TOTAL</u> a/	<u>938</u>	<u>1,352</u>	<u>1,368</u>	<u>1,187</u>
<u>Bomber - Total</u>	<u>70</u>	-	-	-
B-52H	40	-	-	-
B-58A	30	-	-	-
<u>Fighter - Total</u>	<u>273</u>	<u>377</u>	<u>605</u>	<u>555</u>
F-4B	-	29	-	-
F-4C	-	1	307	275
RF-4C	-	2	24	108
F-4D	-	-	-	52
F-5A (MAP)	-	-	71	89
F-5B (MAP)	-	-	14	14
F-104G (Canada, OSP)	-	48	48	14
F-104G (MAP)	23	34	-	-
RF-104G (MAP)	10	14	-	-
TF-104G (MAP)	6	18	4	-
TF-104G (MAS, Belgium)	-	-	-	3
TF-104G (MAS, Germany)	54	-	18	-
TF-104G (MAS, Italy)	-	-	12	-
F-105D	180	195	-	-
F-105F	-	36	107	-
F-111A b/	-	-	-	-
<u>Cargo/Transport - Total</u>	<u>151</u>	<u>212</u>	<u>283</u>	<u>169</u>
C-130B	41	10	-	-
C-130B (MAP)	-	4	-	-
C-130E (MAP)	-	-	4	2
C-130E	16	83	144	78
C-130E (MAS, New Zealand)	-	-	-	3
C-130G (Navy)	-	-	-	4
HC-130G (SC-130B, Coast Guard)	3	3	-	-
HC-130H	-	-	-	15
C-135A	5	-	-	-
KC-135A	65	84	88	13
RC-135A	-	-	6	-
C-135B	15	15	-	-
KC-135B	-	5	12	-
RC-135B	-	-	1	9
C-135F (MAS, France)	-	-	12	-
VC-137C	-	1	-	-
VC-140B	6	-	-	-
C-140B	-	5	-	-
C-141A	-	-	16	45
Jetstar (MAP)	-	2	-	-
<u>Trainer - Total</u>	<u>216</u>	<u>281</u>	<u>203</u>	<u>240</u>
T-37B	-	-	-	62
T-37B/C (MAP)	20	72	34	38
T-38A	144	144	137	140
T-39A	52	55	-	-
T-39D (Navy)	-	10	32	-

CONFIDENTIAL

DOWNGRADED AT 3 YEAR INTERVALS;
DECLASSIFIED AFTER 12 YEARS.
DOD DIR. 5200.10

CONFIDENTIAL

TABLE 32 - USAF AIRCRAFT PROCUREMENT PROGRAMS BY FISCAL YEAR FUNDING --
FY 1961 THROUGH FY 1964

TYPE, MODEL, AND SERIES	FY 1961	FY 1962	FY 1963	FY 1964
<u>Helicopter - Total</u>	<u>151</u>	<u>462</u>	<u>162</u>	<u>212</u>
UH-1B (Army)	118	315	-	-
UH-1B (Army for MAP)	-	8	8	-
UH-1B (MAP)	-	-	3	-
UH-1D (Army)	-	30	-	-
CH-1C (MAP)	-	5	1	-
UH-1E (Marine Corps)	-	3	30	48
UH-1F	-	-	25	26
CH-3B	-	6	-	-
CH-3C	-	6	16	17
CH-34C (MAP)	-	-	21	6
UH-34D (MAP)	-	-	26	23
HH-43B	-	59	-	-
HH-43B/F (MAP)	15	6	8	23
CH-47A (Army)	18	24	24	60
HH-43F (MAP)	-	-	-	7
OH-23F (MAP)	-	-	-	2
<u>Utility - Total</u>	<u>7</u>	<u>20</u>	<u>115</u>	<u>11</u>
U-7A (Army)	1	-	-	-
U-8F (Army)	5	-	-	-
U-10A (Army)	-	-	20	-
U-7A (MAP)	1	-	-	-
U-10B (MAP)	-	-	12	-
U-17A (MAP)	-	-	51	11
U-10A/B	-	20	32	-
<u>Other - Total</u>	<u>70</u>	-	-	-
OE-1E (Army)	70	-	-	-

a/ Quantities on program are based on USAF Aircraft Production Schedules (WA and WAM series)

b/ Eighteen F-111A aircraft are scheduled from no year funding.

Source: Data Applications Division, Data Services Center, Comptroller of the Air Force

CONFIDENTIAL

DOWNGRADED AT 3 YEAR INTERVALS;
DECLASSIFIED AFTER 12 YEARS.
DOD DIR. 5200.10

**TABLE 33 - USAF AIR TO AIR MISSILE PROCUREMENT PROGRAMS BY FISCAL YEAR FUNDING
FY 1961 THROUGH FY 1964**

(See definitions for changes in title and stub terminology over FY 1963 Table)

MISSILE DESIGNATION				FISCAL YEAR PROCUREMENT PROGRAMS			
MISSILE DESIGNATION		POPULAR NAME	MANUFACTURER	1961	1962	1963	1964
CURRENT	FORMER						
<u>AIR TO AIR - TOTAL</u>				<u>4,730</u>	<u>14,873</u>	<u>1,727</u>	<u>3,000</u>
AIM-4A(Weapon System Evaluator Missile)	GAR 1D	Falcon	Hughes	-	202	-	-
AIM-4C(Weapon System Evaluator Missile)	GAR-2A	Falcon	Hughes	-	36	-	-
AIM-4D	GAR-2B	Falcon	Hughes	-	-	1,300	-
AIM-4E(Weapon System Evaluator Missile)	GAR-3	Falcon	Hughes	-	56	-	-
AIM-4F	GAR-3A	Falcon	Hughes	980	439	-	-
AIM-4G	GAR-4A	Falcon	Hughes	1,320	499	-	-
AIM-26A	GAR-11	Falcon	Hughes	1,200	-	-	-
AIM-26B	GAR-11A	Falcon	Hughes	-	449	427	-
AIM-9B(USAF for Military Assistance MAP)	GAR-8	Sidewinder	Hughes	1,230	-	-	-
AIM-9B	GAR-8(A)	Sidewinder	Hughes	-	12,742	-	-
AIM-7D/E	Sparrow IIIA	Sparrow IIIA	Raytheon	-	450	-	3,000

Source: Data Applications Division, Data Services Center, Comptroller of the Air Force

DOWNGRADED AT 3 YEAR INTERVALS;
DECLASSIFIED AFTER 12 YEARS.
DOD DIR. 5200.10

SECRET**TABLE 34 - USAF GUIDED MISSILE PROCUREMENT PROGRAMS BY FISCAL YEAR FUNDING -
FY 1961 THROUGH FY 1964**

(See Definitions for changes in stub terminology over FY 1963 Table)

MISSILE DESIGNATION				FISCAL YEAR PROCUREMENT PROGRAMS				
MISSILE DESIGNATION		POPULAR NAME	MANUFACTURER	No Funding Year	1961	1962	1963	1964
CURRENT	FORMER							
USAF - TOTAL				1,099	1,600	10,207	7,193	5,830
STRATEGIC MISSILE - TOTAL				1,099	522	177	-	250
CGM-16D	SM-65D	Atlas	Convair	a/ 67	-	-	-	-
CGM-16E	SM-65E	Atlas	Convair	a/ 56	-	-	-	-
HGM-16F	SM-65F	Atlas	Convair	a/ 114	-	-	-	9
HGM-25A	SM-68	Titan I	Martin	98	-	-	-	-
XLGM-25C	SM-68B	Titan II	Martin	43	-	-	-	-
LGM-25C	SM-68B	Titan II	Martin	83	-	-	-	13
XLGM-30A/B	XSM-80	Minuteman	Boeing	54	-	-	-	-
LGM-30B	SM-80B	Minuteman	Boeing	542	-	-	-	198
XLGM-30F	XSM-80C	Minuteman	Boeing	42	-	-	-	-
LGM-30F	SM-80F	Minuteman	Boeing	-	-	-	-	30
GAM-72A		Quail	McDonnell	-	301	-	-	-
GAM-77A		Hound Dog	N. American	-	221	177	-	-
TACTICAL MISSILE - TOTAL				-	1,078	10,030	7,193	5,580
AGM-12B	GAM-83A	Bullpup	Martin	-	1,078	10,030	4,393	-
AGM-12C		Bullpup	Martin	-	-	-	-	2,000
ATM-12	GAM-83 (TNR)	Bullpup	Martin	-	-	-	2,800	3,580

a/ Excludes experimental models.

Source: Data Applications Division, Data Services Center, Comptroller of the Air Force.

**TABLE 35 - USAF TARGET DRONE PROCUREMENT PROGRAMS BY FISCAL YEAR FUNDING -
FY 1961 THROUGH FY 1964**

(See Definitions for changes in stub terminology over FY 1963 Table)

TARGET DRONE INFORMATION				FISCAL YEAR PROCUREMENT PROGRAMS			
TARGET DRONE DESIGNATION		POPULAR NAME	MANUFACTURER	1961	1962	1963	1964
CURRENT	FORMER						
TOTAL				135	219	161	228
BQM-34A(USAF)	Q-2C	Firebee	Ryan	-	31	46	50
BGM-34A(NAVY)	Q-2C	Firebee	Ryan	135	188	115	130
BGM-34d(ARMY)	Q-2C	Firebee	Ryan	-	-	-	48

Source: Data Applications Division, Data Services Center, Comptroller of the Air Force.

SECRET

DOWNGRADED AT 3 YEAR INTERVALS; DECLASSIFIED AFTER 12 YEARS. DOD DIR. 5200.10

SECRET

TABLE 36 - FUNCTIONAL DISTRIBUTION OF USAF AIRCRAFT BY MISSION, WORLD-WIDE, AT END OF QUARTER - FY 1964

(IRAN - Inspection and Repair As Necessary. See definitions for changes in title and stub terminology over FY 1963 table.)

MISSION OF AIRCRAFT	AIR-CRAFT TOTAL	ACTIVE											INACTIVE TOTAL
		Total	Operating							Non-Operating			
			Total	Tactical and Combat Support	Training	Operational Support	Administrative	Special Activity and Utility Transport	Test and Test Support	Total	Maintenance, Modification, and IRAN	Other	
30 SEPTEMBER 1963													
<u>TOTAL</u>	<u>15,297</u>	<u>13,402</u>	<u>11,748</u>	<u>7,322</u>	<u>2,214</u>	<u>575</u>	<u>113</u>	<u>1,148</u>	<u>376</u>	<u>1,654</u>	<u>1,482</u>	<u>172</u>	<u>1,895</u>
Bomber	1,954	1,654	1,338	1,291	2	-	-	6	39	316	315	1	300
Tanker	1,156	1,064	961	941	-	-	-	4	16	103	86	17	92
Fighter	3,738	3,599	2,942	2,309	499	-	-	15	119	657	614	43	139
Reconnaissance	781	653	562	507	27	-	-	10	18	91	88	3	128
Search and Rescue	113	87	69	62	-	-	-	6	1	18	17	1	26
Special Research	6	4	1	-	-	-	-	-	1	3	2	1	2
Cargo	2,839	2,510	2,222	1,293	38	145	110	552	84	288	244	44	329
Trainer	3,935	3,062	2,932	618	1,591	430	-	225	68	130	98	32	873
Helicopter	419	415	383	229	54	-	-	72	28	32	4	28	4
Utility	356	354	338	72	3	-	3	258	2	16	14	2	2
31 DECEMBER 1963													
<u>TOTAL</u>	<u>15,044</u>	<u>13,236</u>	<u>11,379</u>	<u>7,052</u>	<u>2,185</u>	<u>561</u>	<u>109</u>	<u>1,090</u>	<u>382</u>	<u>1,857</u>	<u>1,639</u>	<u>218</u>	<u>1,808</u>
Bomber	1,914	1,651	1,309	1,267	1	-	-	4	37	342	340	2	263
Tanker	1,153	1,052	957	936	-	-	1	5	15	95	76	19	101
Fighter	3,721	3,594	2,841	2,232	478	-	-	18	113	753	677	76	127
Reconnaissance	784	668	588	528	26	-	-	10	24	80	79	1	116
Search and Rescue	127	92	69	63	-	-	-	6	-	23	22	1	35
Special Research	7	5	2	-	-	-	-	-	2	3	2	1	2
Cargo	2,666	2,345	2,003	1,120	37	137	106	518	85	342	293	49	321
Trainer	3,877	3,051	2,885	577	1,591	424	-	225	68	166	129	37	826
Helicopter	421	410	376	236	49	-	-	55	36	34	4	30	11
Utility	374	368	349	93	3	-	2	249	2	19	17	2	6

SECRET

DOWNGRADED AT 3 YEAR INTERVALS;
 DECLASSIFIED AFTER 12 YEARS.
 DOD DIR. 5200.10

TABLE 36 - FUNCTIONAL DISTRIBUTION OF USAF AIRCRAFT BY MISSION, WORLD-WIDE, AT END OF QUARTER - FY 1964 (CONTINUED)

MISSION OF AIRCRAFT	AIR-CRAFT TOTAL	ACTIVE											INACTIVE TOTAL
		Total	Operating							Non-Operating			
			Total	Tactical and Combat Support	Training	Operational Support	Administrative	Special Activity and Utility Transport	Test and Test Support	Total	Maintenance, Modification and IRAN	Other	
31 MARCH 1964													
TOTAL	14,690	13,060	11,236	6,989	2,204	472	117	1,068	386	1,824	1,655	169	1,630
Bomber	1,826	1,620	1,225	1,181	2	-	-	4	38	395	389	6	206
Tanker	1,100	1,019	890	870	-	-	1	5	14	129	98	31	81
Fighter	3,686	3,584	2,950	2,314	500	-	-	15	121	634	594	40	102
Reconnaissance	758	644	562	507	26	-	-	6	23	82	81	1	114
Search and Rescue	117	88	68	63	-	-	-	5	-	20	19	1	29
Special Research	5	3	2	-	-	-	-	-	-	1	-	1	2
Cargo	2,639	2,350	2,047	1,169	40	124	114	512	88	303	263	40	289
Trainer	3,746	2,982	2,761	540	1,580	348	-	227	66	221	194	27	764
Helicopter	415	402	380	249	49	-	-	51	31	22	1	21	13
Utility	398	368	351	96	7	-	2	243	3	17	16	1	30
30 JUNE 1964													
TOTAL	14,282	12,689	10,986	6,880	2,149	389	112	1,064	392	1,703	1,536	167	1,593
Bomber	1,804	1,509	1,102	1,061	2	-	-	3	36	407	401	6	295
Tanker	1,026	998	882	862	-	-	1	5	14	116	94	22	28
Fighter	3,683	3,538	2,978	2,336	502	-	-	15	125	560	535	25	145
Reconnaissance	764	595	511	477	8	-	-	6	20	84	65	19	169
Search and Rescue	130	100	70	62	-	-	-	8	-	30	28	2	30
Special Research	5	3	2	-	-	-	-	-	2	1	-	1	2
Cargo	2,580	2,327	2,092	1,232	40	98	109	521	92	235	197	38	253
Trainer	3,481	2,873	2,644	520	1,543	291	-	224	66	229	196	33	608
Helicopter	416	401	376	251	47	-	-	48	30	25	5	20	15
Utility	393	345	329	79	7	-	2	234	7	16	15	1	48

Source: Data Applications Division, Data Services Center, Comptroller of the Air Force

SECRET

**TABLE 37 - FUNCTIONAL DISTRIBUTION OF USAF AIRCRAFT BY MISSION, DESIGN, AND SELECTED SERIES, WORLD-WIDE -
30 JUN 1964**

(IRAN - Inspection and Repair As Necessary. See definitions for changes in title and stub terminology over FY 1963 table.)

MISSION, DESIGN, AND SELECTED SERIES	AIR- CRAFT TOTAL	ACTIVE											INAC- TIVE TOTAL
		Total	Operating							Non-Operating			
			Total	Tactical and Combat Support	Training	Opera- tional Support	Admin- istra- tive	Special Activity and Util- ity Trans- port	Test and Test Support	Total	Mainte- nance, Modifi- cation, and IRAN	Other	
TOTAL	<u>14,282</u>	<u>12,689</u>	<u>10,986</u>	<u>6,880</u>	<u>2,149</u>	<u>389</u>	<u>112</u>	<u>1,064</u>	<u>392</u>	<u>1,703</u>	<u>1,536</u>	<u>167</u>	<u>1,593</u>
BOMBER - TOTAL	<u>1,804</u>	<u>1,509</u>	<u>1,102</u>	<u>1,061</u>	<u>2</u>	-	-	<u>3</u>	<u>36</u>	<u>407</u>	<u>401</u>	<u>6</u>	<u>295</u>
B-26	37	25	15	12	1	-	-	-	2	10	9	1	12
B-45	1	1	1	-	-	-	-	-	1	-	-	-	-
B-47	842	568	535	528	-	-	-	-	7	33	28	5	274
B-52	706	705	351	343	-	-	-	-	8	354	354	-	1
B-57	108	104	95	76	1	-	-	3	15	9	9	-	4
B-58	91	91	90	89	-	-	-	-	1	1	1	-	-
B-66	19	15	15	13	-	-	-	-	2	-	-	-	4
TANKER - TOTAL	<u>1,026</u>	<u>998</u>	<u>882</u>	<u>862</u>	-	-	<u>1</u>	<u>2</u>	<u>14</u>	<u>116</u>	<u>94</u>	<u>22</u>	<u>28</u>
KB-50	67	45	45	45	-	-	-	-	-	-	-	-	22
KC-97	282	276	259	253	-	-	1	4	1	17	14	3	6
KC-135	677	677	578	564	-	-	-	1	13	99	80	19	-
FIGHTER - TOTAL	<u>3,683</u>	<u>3,538</u>	<u>2,978</u>	<u>2,336</u>	<u>502</u>	-	-	<u>15</u>	<u>125</u>	<u>560</u>	<u>535</u>	<u>25</u>	<u>145</u>
A-1E	19	19	19	17	2	-	-	-	-	-	-	-	-
F-4B/C	129	129	125	77	41	-	-	-	7	4	1	3	-
F-5A/B	14	13	11	-	1	-	-	-	10	2	-	2	1
F-84F	125	106	104	92	10	-	-	-	2	2	2	-	19
F-84G	1	-	-	-	-	-	-	-	-	-	-	-	1
F-86D/L	79	2	1	-	-	-	-	-	-	1	1	-	77
F-86F/H	33	28	25	-	18	-	-	-	7	3	2	1	5
F-89	2	-	-	-	-	-	-	-	-	-	-	-	2
F-100	1,067	1,038	916	660	222	-	-	-	34	122	121	1	29
F-101A/C	69	69	62	61	-	-	-	1	-	7	7	-	-
F/TF-101B/F	355	353	285	248	25	-	-	3	9	68	68	-	2

SECRET

DOWNGRADED AT 3 YEAR INTERVALS;
DECLASSIFIED AFTER 12 YEARS.
DOD DIR. 5200.10

TABLE 37 - FUNCTIONAL DISTRIBUTION OF USAF AIRCRAFT BY MISSION, DESIGN, AND SELECTED SERIES, WORLD-WIDE -
30 JUN 1964 (CONTINUED)

MISSION, DESIGN, AND SELECTED SERIES	AIR- CRAFT TOTAL	ACTIVE										INAC- TIVE TOTAL	
		Total	Operating							Non-Operating			
			Total	Tactical and Combat Support	Training	Opera- tional Support	Admin- istra- tive	Special Activity and Util- ity Trans- port	Test and Test Support	Total	Mainte- nance, Modifi- cation, and IRAN		Other
FIGHTER (Continued)													
F/TF-102A	620	618	522	438	74	-	-	-	10	96	96	-	2
F-104A/B	67	64	53	36	-	-	-	7	10	11	11	-	3
F/TF-104C/D/G	122	119	106	50	45	-	-	1	10	13	11	2	3
F-105	682	681	530	465	50	-	-	-	15	151	135	16	1
F-106	298	298	218	191	14	-	-	3	10	80	80	-	-
YAT-28E	1	1	1	-	-	-	-	-	1	-	-	-	-
RECONNAISSANCE - TOTAL	764	595	511	477	8	-	-	6	20	84	65	19	169
RB-26	3	-	-	-	-	-	-	-	-	-	-	-	3
RB-45	1	1	1	-	-	-	-	-	1	-	-	-	-
EB-47	117	84	80	80	-	-	-	-	-	4	4	-	33
RB-47	120	31	27	24	-	-	-	-	3	4	4	-	89
WB-47	31	31	19	19	-	-	-	-	-	12	12	-	-
RB-50	16	16	16	16	-	-	-	-	-	-	-	-	-
WB-50	12	12	10	10	-	-	-	-	-	2	2	-	-
RB-57	36	25	22	17	-	-	-	3	2	3	3	-	11
YRB-58	3	3	2	-	2	-	-	-	-	1	-	1	-
RB-66	120	102	96	91	-	-	-	-	5	6	5	1	18
WB-66	12	12	12	12	-	-	-	-	-	-	-	-	-
RF-4	2	2	-	-	-	-	-	-	-	2	-	2	-
YRF-4C	2	2	2	-	-	-	-	-	2	-	-	-	-
RF-84F	20	20	5	1	-	-	-	-	4	15	-	15	-
RF-101A/C	149	149	127	118	6	-	-	-	3	22	22	-	-
RT-33A	1	1	1	-	-	-	-	-	1	-	-	-	-
RC-45	4	-	-	-	-	-	-	-	-	-	-	-	4
EC-47	14	3	3	3	-	-	-	-	-	-	-	-	11
RC-47	2	2	2	-	-	-	-	-	2	-	-	-	-
EC-121	69	69	62	62	-	-	-	-	-	7	7	-	-
RC-121	9	9	7	7	-	-	-	-	-	2	2	-	-
RC-130	16	16	14	14	-	-	-	-	-	2	2	-	-
RC-135A	4	4	3	3	-	-	-	-	-	1	1	-	-
RC-135B	1	1	-	-	-	-	-	-	-	1	1	-	-

SECRET

TABLE 37 - FUNCTIONAL DISTRIBUTION OF USAF AIRCRAFT BY MISSION, DESIGN, AND SELECTED SERIES, WORLD-WIDE -
30 JUN 1964 (CONTINUED)

MISSION, DESIGN, AND SELECTED SERIES	AIR- CRAFT TOTAL	ACTIVE										INAC- TIVE TOTAL	
		Total	Operating							Non-Operating			
			Total	Tactical and Combat Support	Training	Opera- tional Support	Admin- istra- tive	Special Activity and Util- ity Trans- port	Test and Test Support	Total	Mainte- nance, Modifi- cation, and IRAN		Other
<u>SEARCH AND RESCUE - TOTAL</u>	<u>130</u>	<u>100</u>	<u>70</u>	<u>62</u>	-	-	-	8	-	<u>30</u>	<u>28</u>	<u>2</u>	<u>30</u>
HC-47	18	8	6	5	-	-	-	1	-	2	1	1	10
HC-54	36	36	30	30	-	-	-	-	-	6	6	-	-
HC-97	12	12	4	4	-	-	-	-	-	8	8	-	-
HU-16	64	44	30	23	-	-	-	7	-	14	13	1	20
<u>SPECIAL RESEARCH - TOTAL</u>	<u>5</u>	<u>3</u>	<u>2</u>	-	-	-	-	-	<u>2</u>	<u>1</u>	-	<u>1</u>	<u>2</u>
X-15	3	1	-	-	-	-	-	-	-	1	-	1	2
X-21	2	2	2	-	-	-	-	-	2	-	-	-	-
<u>CARGO - TOTAL</u>	<u>2,580</u>	<u>2,327</u>	<u>2,092</u>	<u>1,232</u>	<u>40</u>	<u>98</u>	<u>109</u>	<u>521</u>	<u>92</u>	<u>235</u>	<u>197</u>	<u>38</u>	<u>253</u>
C-46	32	21	20	19	1	-	-	-	-	1	1	-	11
C-47	369	293	264	45	7	67	-	145	-	29	20	9	76
VC-47	217	168	153	16	4	18	1	114	-	15	11	4	49
C-54	228	204	189	42	-	3	48	90	6	15	15	-	24
VC-54	27	26	25	3	-	-	15	7	-	1	1	-	1
C-97	78	44	37	24	-	-	-	11	2	7	2	5	34
C-117	22	17	16	-	-	4	-	12	-	1	1	-	5
VC-117	2	2	1	-	-	-	-	1	-	1	1	-	-
C-118	104	104	96	62	-	-	16	18	-	8	8	-	-
VC-118	5	5	5	2	-	-	3	-	-	-	-	-	-
C-119	50	3	-	-	-	-	-	-	-	3	3	-	47
C-121	20	18	14	7	-	-	2	-	5	4	4	-	2
VC-121	1	1	1	1	-	-	-	-	-	-	-	-	-
C-123	177	177	159	148	-	-	-	8	3	18	14	4	-
C-124	375	375	323	323	-	-	-	-	-	52	52	-	-
C-130	551	550	496	414	28	-	-	19	35	54	39	15	1
C-131	101	99	95	32	-	-	20	10	33	4	4	-	2
VC-131	4	4	1	-	-	-	1	-	-	3	3	-	-
C-133	45	44	39	39	-	-	-	-	-	5	5	-	1

DOWNGRADED AT 3 YEAR INTERVALS;
 DECLASSIFIED AFTER 12 YEARS.
 DOD DIR. 5200.10

SECRET

SECRET

TABLE 37 - FUNCTIONAL DISTRIBUTION OF USAF AIRCRAFT BY MISSION, DESIGN, AND SELECTED SERIES, WORLD-WIDE -
30 JUN 1964 (CONTINUED)

MISSION, DESIGN, AND SELECTED SERIES	AIR- CRAFT TOTAL	ACTIVE											INAC- TIVE TOTAL
		Total	Operating							Non-Operating			
			Total	Tactical and Combat Support	Training	Opera- tional Support	Admin- istra- tive	Special Activity and Util- ity Trans- port	Test and Test Support	Total	Mainte- nance, Modifi- cation, and IRAN	Other	
CARGO (Continued)													
C-135	43	43	37	35	-	-	-	-	2	6	6	-	-
VC-137	4	4	3	3	-	-	-	-	-	1	1	-	-
C-140	9	9	8	8	-	-	-	-	-	1	-	1	-
VC-140	6	6	6	6	-	-	-	-	-	-	-	-	-
C-141	6	6	6	-	-	-	-	6	-	-	-	-	-
CT-29	4	4	4	-	-	-	-	4	-	-	-	-	-
VT-29	100	100	94	3	-	6	3	82	-	6	6	-	-
TRAINER - TOTAL	3,481	2,873	2,644	520	1,543	291	-	224	66	229	196	33	608
T-28	218	71	66	12	51	-	-	-	3	5	5	-	147
T-29	219	217	194	1	132	21	-	34	6	23	23	-	2
T-33	1,610	1,375	1,207	475	356	270	-	71	35	168	148	20	235
T-34	169	6	4	3	-	-	-	-	1	2	1	1	163
T-37	622	580	578	-	573	-	-	1	4	2	2	-	42
T-38	425	423	409	-	393	-	-	6	10	14	6	8	2
T-39	145	145	139	1	21	-	-	112	5	6	2	4	-
TB-26	21	7	2	2	-	-	-	-	-	5	5	-	14
TB-47	3	1	1	-	-	-	-	-	1	-	-	-	2
TB-57	28	28	26	25	1	-	-	-	-	2	2	-	-
TB-58	6	6	5	-	5	-	-	-	-	1	1	-	-
TC-46	1	1	1	1	-	-	-	-	-	-	-	-	-
TC-47	1	-	-	-	-	-	-	-	-	-	-	-	1
TC-54	8	8	8	-	8	-	-	-	-	-	-	-	-
TC-121	5	5	4	-	3	-	-	-	1	1	1	-	-
HELICOPTER - TOTAL	416	401	376	251	47	-	-	48	30	25	5	20	15
CH-3	25	25	21	10	2	-	-	1	8	4	1	3	-
CH-21	63	59	59	22	12	-	-	17	8	-	-	-	4
CH-47	5	5	3	-	-	-	-	-	3	2	-	2	-

SECRET

DOWNGRADED AT 3 YEAR INTERVALS;
DECLASSIFIED AFTER 12 YEARS.
DOD DIR. 5200.10

SECRET

TABLE 37 - FUNCTIONAL DISTRIBUTION OF USAF AIRCRAFT BY MISSION, DESIGN, AND SELECTED SERIES, WORLD-WIDE -
30 JUN 1964 (CONTINUED)

MISSION, DESIGN AND SELECTED SERIES	AIR- CRAFT TOTAL	ACTIVE										INAC- TIVE TOTAL	
		Total	Operating						Non-Operating				
			Total	Tactical and Combat Support	Training	Opera- tional Support	Admin- istra- tive	Special Activity and Util- ity Trans- port	Test and Test Support	Total	Mainte- nance, Modifi- cation, and IRAN		Other
<u>HELICOPTER (Continued)</u>													
HH-19	80	76	74	42	19	-	-	13	-	2	-	2	4
HH-21	11	11	9	-	-	-	-	7	2	2	2	-	-
HH-43	166	162	147	134	8	-	-	2	3	15	2	13	4
UH-1	4	4	4	-	-	-	-	-	4	-	-	-	-
UH-13	4	4	4	2	-	-	-	-	2	-	-	-	-
UH-19	57	55	55	41	6	-	-	8	-	-	-	-	2
XH-33	1	-	-	-	-	-	-	-	-	-	-	-	1
<u>UTILITY - TOTAL</u>	<u>393</u>	<u>345</u>	<u>329</u>	<u>79</u>	<u>7</u>	<u>-</u>	<u>2</u>	<u>234</u>	<u>7</u>	<u>16</u>	<u>15</u>	<u>1</u>	<u>48</u>
O-1	5	5	5	-	4	-	-	-	1	-	-	-	-
U-1	3	3	3	-	-	-	-	3	-	-	-	-	-
U-3	183	183	179	-	2	-	2	173	2	4	4	-	-
U-4	14	14	13	3	-	-	-	10	-	1	1	-	-
U-6	125	115	106	54	1	-	-	48	3	9	8	1	10
U-7	10	-	-	-	-	-	-	-	-	-	-	-	10
U-10	25	25	23	22	-	-	-	-	1	2	2	-	2
U-17	2	-	-	-	-	-	-	-	-	-	-	-	-
U-18	24	-	-	-	-	-	-	-	-	-	-	-	24
U-19	1	-	-	-	-	-	-	-	-	-	-	-	1
U-20	1	-	-	-	-	-	-	-	-	-	-	-	1

Source: Data Applications Division, Data Services Center, Comptroller of the Air Force

SECRET

DOWNGRADED AT 3 YEAR INTERVALS;
DECLASSIFIED AFTER 12 YEARS.
DOD DIR. 5200.10

SECRET

TABLE 38 - FUNCTIONAL DISTRIBUTION OF USAF MISSILES BY MISSION, DESIGN, AND SERIES, WORLD-WIDE, AT END OF QUARTER - FY 1964

(IRAN - Inspection and Repair As Necessary. See definitions for changes in title and stub terminology over FY 1963: table.)

MISSION, DESIGN, AND SERIES	MIS- SILE TOTAL	ACTIVE							INAC- TIVE TOTAL	
		Total	Operating			Non-Operating				
			Total	Tacti- cal and Combat Sup- port	Train- ing	Test and Test Sup- port	Total	Mainte- nance, Modifi- cation and IRAN		Other
30 SEPTEMBER 1963										
<u>TOTAL</u>	<u>2,619</u>	<u>2,469</u>	<u>2,091</u>	<u>1,931</u>	<u>35</u>	<u>125</u>	<u>378</u>	<u>186</u>	<u>192</u>	<u>150</u>
<u>STRATEGIC - TOTAL</u>	<u>1,871</u>	<u>1,811</u>	<u>1,500</u>	<u>1,387</u>	<u>1</u>	<u>112</u>	<u>311</u>	<u>180</u>	<u>131</u>	<u>60</u>
CGM-16D (Atlas)	56	56	38	34	-	4	18	2	16	-
CGM-16E (Atlas)	43	43	32	32	-	-	11	8	3	-
HGM-16F (Atlas)	98	97	84	72	1	11	13	5	8	-
PGM-17A (Thor)	63	32	11	-	-	11	21	1	20	31
PGM-19A (Jupiter)	5	1	1	-	-	1	-	-	-	4
ADM-20A (Quail)	1	1	1	1	-	-	-	-	-	-
ADM-20B (Quail)	118	118	69	67	-	2	49	47	2	-
ADM-20C (Quail)	380	380	289	289	-	-	91	91	-	-
HGM-25A (Titan)	86	68	62	54	-	8	6	3	3	18
LGM-25C (Titan)	49	49	35	9	-	26	14	3	11	-
AGM-28A (Hound Dog)	216	213	203	203	-	-	10	8	2	3
AGM-28B (Hound Dog)	405	405	380	374	-	6	25	2	23	-
LGM-30 (Minuteman)	342	339	293	252	-	41	46	9	37	3
LGM-30A (Minuteman)	1	1	-	-	-	-	1	1	-	-
SRM-81 (Agena-Discoverer)	8	8	2	-	-	2	6	-	6	-
<u>TACTICAL - TOTAL</u>	<u>234</u>	<u>184</u>	<u>179</u>	<u>145</u>	<u>34</u>	<u>-</u>	<u>5</u>	<u>4</u>	<u>1</u>	<u>50</u>
MGM-1C (Matador)	25	1	1	1	-	-	-	-	-	24
MGM-13A (Mace)	10	9	9	9	-	-	-	-	-	1
MGM-13B (Mace)	139	125	121	102	19	-	4	4	-	14
CGM-13C (Mace)	57	49	48	33	15	-	1	-	1	8
YGM-13C (Mace)	3	-	-	-	-	-	-	-	-	3
<u>AIR DEFENSE - TOTAL</u>	<u>461</u>	<u>434</u>	<u>401</u>	<u>398</u>	<u>-</u>	<u>3</u>	<u>33</u>	<u>2</u>	<u>31</u>	<u>27</u>
CIM-10A (Bomarc)	210	210	208	207	-	1	2	2	-	-
CIM-10B (Bomarc)	251	224	193	191	-	2	31	-	31	27
<u>TEST - TOTAL</u>	<u>53</u>	<u>40</u>	<u>11</u>	<u>1</u>	<u>-</u>	<u>10</u>	<u>29</u>	<u>-</u>	<u>29</u>	<u>13</u>
XGM-16E (Atlas)	1	1	1	-	-	1	-	-	-	-
XGM-17A (Thor)	1	1	1	-	-	1	-	-	-	-
XGM-25A (Titan)	1	1	1	1	-	-	-	-	-	-
XGM-25C (Titan)	10	10	4	-	-	4	6	-	6	-
XGM-30A (Minuteman)	3	3	-	-	-	-	3	-	3	-
XRM-81 (Agena-Discoverer)	23	21	3	-	-	3	18	-	18	2
X-7A (Air Defense)	12	1	1	-	-	1	-	-	-	11
XRS-1	2	2	-	-	-	-	2	-	2	-

SECRET

DOWNGRADED AT 3 YEAR INTERVALS;
DECLASSIFIED AFTER 12 YEARS.
DOD DIR. 5200.10

TABLE 38 - FUNCTIONAL DISTRIBUTION OF USAF MISSILES BY MISSION, DESIGN, AND SERIES, WORLD-WIDE, AT END OF QUARTER - FY 1964 (CONTINUED)

MISSION, DESIGN, AND SERIES	MIS-SILE TOTAL	ACTIVE								INACTIVE TOTAL
		Total	Operating				Non-Operating			
			Total	Tactical and Combat Support	Training	Test and Test Support	Total	Maintenance, Modification and IRAN	Other	
31 DECEMBER 1963										
<u>TOTAL</u>	<u>2,761</u>	<u>2,568</u>	<u>2,251</u>	<u>2,026</u>	<u>35</u>	<u>190</u>	<u>317</u>	<u>136</u>	<u>181</u>	<u>193</u>
<u>STRATEGIC - TOTAL</u>	<u>2,013</u>	<u>1,938</u>	<u>1,657</u>	<u>1,484</u>	<u>1</u>	<u>172</u>	<u>281</u>	<u>127</u>	<u>154</u>	<u>75</u>
CGM-16D (Atlas)	60	60	39	33	-	6	21	1	20	-
CGM-16E (Atlas)	44	44	32	32	-	-	12	8	4	-
HGM-16F (Atlas)	96	95	82	71	1	10	13	6	7	1
PGM-17A (Thor)	67	36	10	-	-	10	26	1	25	31
PGM-19A (Jupiter)	5	1	1	-	-	1	-	-	-	4
ADM-20A (Quail)	1	1	1	1	-	-	-	-	-	-
ADM-20B (Quail)	59	59	54	52	-	2	5	3	2	-
ADM-20C (Quail)	439	439	354	354	-	-	85	85	-	-
HGM-25A (Titan)	88	69	62	55	-	7	7	3	4	19
LGM-25C (Titan)	70	70	59	39	-	20	11	2	9	-
AGM-28A (Hound Dog)	216	213	204	204	-	-	9	7	2	3
AGM-28B (Hound Dog)	402	397	372	369	-	3	25	2	23	5
LGM-30 (Minuteman)	451	439	384	273	-	111	55	9	46	12
LGM-30A (Minuteman)	1	1	1	1	-	-	-	-	-	-
SRM-81 (Agena-Discoverer)	14	14	2	-	-	2	12	-	12	-
<u>TACTICAL - TOTAL</u>	<u>233</u>	<u>185</u>	<u>180</u>	<u>146</u>	<u>34</u>	<u>-</u>	<u>5</u>	<u>4</u>	<u>1</u>	<u>48</u>
MGM-1C (Matador)	25	1	1	1	-	-	-	-	-	24
MGM-13A (Mace)	10	9	9	9	-	-	-	-	-	1
MGM-13B (Mace)	127	114	110	91	19	-	4	4	-	13
CGM-13C (Mace)	69	61	60	45	15	-	1	-	1	8
YGM-13C (Mace)	2	-	-	-	-	-	-	-	-	2
<u>AIR DEFENSE - TOTAL</u>	<u>461</u>	<u>404</u>	<u>398</u>	<u>395</u>	<u>-</u>	<u>3</u>	<u>6</u>	<u>5</u>	<u>1</u>	<u>57</u>
CIM-10A (Bomarc)	209	209	206	205	-	1	3	3	-	-
CIM-10B (Bomarc)	252	195	192	190	-	2	3	2	1	57
<u>TEST - TOTAL</u>	<u>54</u>	<u>41</u>	<u>16</u>	<u>1</u>	<u>-</u>	<u>15</u>	<u>25</u>	<u>-</u>	<u>25</u>	<u>13</u>
XGM-16E (Atlas)	1	1	1	-	-	1	-	-	-	-
XGM-17A (Thor)	1	1	1	-	-	1	-	-	-	-
XGM-25A (Titan)	1	1	1	1	-	-	-	-	-	-
XGM-25C (Titan)	8	8	4	-	-	4	4	-	4	-
XGM-30A (Minuteman)	5	5	1	-	-	1	4	-	4	-
XRM-81 (Agena-Discoverer)	23	21	6	-	-	6	15	-	15	2
X-7A (Air Defense)	12	1	1	-	-	1	-	-	-	11
XRS-1	3	3	1	-	-	1	2	-	2	-

DOWNGRADED AT 3 YEAR INTERVALS;
DECLASSIFIED AFTER 12 YEARS.
DOD DIR. 5200.10

SECRET

TABLE 38 - FUNCTIONAL DISTRIBUTION OF USAF MISSILES BY MISSION, DESIGN, AND SERIES,
WORLD-WIDE, AT END OF QUARTER. - FY 1964 (CONTINUED)

MISSION, DESIGN, AND SERIES	MIS- SILE TOTAL	ACTIVE							INAC- TIVE TOTAL	
		Total	Operating			Non-Operating				
			Total	Tacti- cal and Combat Sup- port	Train- ing	Test and Test Sup- port	Total	Mainte- nance, Modifi- cation and IRAN		Other
31 MARCH 1964										
<u>TOTAL</u>	<u>2,746</u>	<u>2,594</u>	<u>2,336</u>	<u>2,050</u>	<u>33</u>	<u>253</u>	<u>258</u>	<u>131</u>	<u>127</u>	<u>152</u>
<u>STRATEGIC - TOTAL</u>	<u>2,076</u>	<u>2,001</u>	<u>1,768</u>	<u>1,528</u>	<u>1</u>	<u>239</u>	<u>233</u>	<u>126</u>	<u>107</u>	<u>75</u>
CGM-16D (Atlas)	47	44	31	25	-	6	13	-	13	3
CGM-16E (Atlas)	40	38	33	33	-	-	5	5	-	2
HGM-16F (Atlas)	93	92	80	69	1	10	12	6	6	1
PGM-17A (Thor)	59	29	11	-	-	11	18	1	17	30
PGM-19A (Jupiter)	-	-	-	-	-	-	-	-	-	-
ADM-20A (Quail)	1	1	1	1	-	-	-	-	-	-
ADM-20B (Quail)	53	53	50	50	-	-	3	3	-	-
ADM-20C (Quail)	438	438	354	354	-	-	84	84	-	-
HGM-25A (Titan)	83	66	61	55	-	6	5	3	2	17
LGM-25C (Titan)	74	69	61	41	-	20	8	2	6	5
AGM-28A (Hound Dog)	210	210	203	203	-	-	7	5	2	-
AGM-28B (Hound Dog)	394	391	364	363	-	1	27	5	22	3
LGM-30 (Minuteman)	2	2	2	-	-	2	-	-	-	-
LGM-30A (Minuteman)	159	153	148	143	-	5	5	5	-	6
LGM-30B (Minuteman)	402	394	366	191	-	175	28	7	21	8
SRM-81 (Agena-Discoverer)	21	21	3	-	-	3	18	-	18	-
<u>TACTICAL - TOTAL</u>	<u>187</u>	<u>181</u>	<u>178</u>	<u>145</u>	<u>32</u>	<u>1</u>	<u>3</u>	<u>3</u>	<u>-</u>	<u>6</u>
MGM-1C (Matador)	-	-	-	-	-	-	-	-	-	-
MGM-13A (Mace)	-	-	-	-	-	-	-	-	-	-
MGM-13B (Mace)	113	111	108	91	17	-	3	3	-	2
CGM-13C (Mace)	72	69	69	54	15	-	-	-	-	3
YGM-13C (Mace)	2	1	1	-	-	1	-	-	-	1
<u>AIR DEFENSE - TOTAL</u>	<u>442</u>	<u>384</u>	<u>381</u>	<u>377</u>	<u>-</u>	<u>4</u>	<u>3</u>	<u>2</u>	<u>1</u>	<u>58</u>
CIM-10A (Bomarc)	192	191	191	189	-	2	-	-	-	1
CIM-10B (Bomarc)	250	193	190	188	-	2	3	2	1	57
<u>TEST - TOTAL</u>	<u>41</u>	<u>28</u>	<u>9</u>	<u>-</u>	<u>-</u>	<u>9</u>	<u>19</u>	<u>-</u>	<u>19</u>	<u>13</u>
XGM-16E (Atlas)	-	-	-	-	-	-	-	-	-	-
XGM-17A (Thor)	1	1	1	-	-	1	-	-	-	-
XGM-25A (Titan)	-	-	-	-	-	-	-	-	-	-
XGM-25C (Titan)	1	1	1	-	-	1	-	-	-	-
XGM-30A (Minuteman)	8	8	2	-	-	2	6	-	6	-
XRM-81 (Agena-Discoverer)	18	16	5	-	-	5	11	-	11	2
X-7A (Air Defense)	11	-	-	-	-	-	-	-	-	11
XRS-1	2	2	-	-	-	-	2	-	2	-

SECRET

DOWNGRADED AT 3 YEAR INTERVALS;
DECLASSIFIED AFTER 12 YEARS.
DOD DIR. 5200.10

SECRET

TABLE 38 - FUNCTIONAL DISTRIBUTION OF USAF MISSILES BY MISSION, DESIGN, AND SERIES,
WORLD-WIDE, AT END OF QUARTER - FY 1964 (CONTINUED)

MISSION, DESIGN, AND SERIES	MIS- SILE TOTAL	ACTIVE							INAC- TIVE TOTAL	
		Total	Operating			Non-Operating				
			Total	Tacti- cal and Combat Sup- port	Train- ing	Test and Test Sup- port	Total	Mainte- nance, Modifi- cation and IRAN		Other
30 JUNE 1964										
<u>TOTAL</u>	2,746	2,554	2,347	2,183	32	132	207	103	104	192
<u>STRATEGIC - TOTAL</u>	2,149	2,073	1,885	1,761	1	123	188	98	90	76
CGM-16D (Atlas)	48	45	32	19	-	13	13	-	13	3
CGM-16E (Atlas)	42	39	33	33	-	-	6	5	1	3
HGM-16F (Atlas)	91	88	77	67	1	9	11	6	5	3
PGM-17A (Thor)	63	33	9	-	-	9	24	1	23	30
PGM-19A (Jupiter)	-	-	-	-	-	-	-	-	-	-
ADM-20A (Quail)	1	1	1	1	-	-	-	-	-	-
ADM-20B (Quail)	53	53	51	51	-	-	2	2	-	-
ADM-20C (Quail)	434	434	392	392	-	-	42	42	-	-
HGM-25A (Titan)	83	63	59	53	-	6	4	2	2	20
LGM-25C (Titan)	79	69	61	51	-	10	8	2	6	10
AGM-28A (Hound Dog)	210	210	204	204	-	-	6	5	1	-
AGM-28B (Hound Dog)	395	395	366	365	-	1	29	9	20	-
LGM-30 (Minuteman)	155	155	150	147	-	3	5	5	-	-
LGM-30A (Minuteman)	495	488	450	378	-	72	38	19	19	7
LGM-30B (Minuteman)	-	-	-	-	-	-	-	-	-	-
SRM-81 (Agena-Discoverer)	-	-	-	-	-	-	-	-	-	-
<u>TACTICAL - TOTAL</u>	196	190	177	145	31	1	13	3	10	6
MGM-1C (Matador)	-	-	-	-	-	-	-	-	-	-
MGM-13A (Mace)	-	-	-	-	-	-	-	-	-	-
MGM-13B (Mace)	116	114	107	91	16	-	7	3	4	2
CGM-13C (Mace)	76	73	69	54	15	-	4	-	4	3
YGM-13B (Mace)	1	1	-	-	-	-	1	-	1	-
YGM-13C (Mace)	3	2	1	-	-	-	1	-	1	1
<u>AIR DEFENSE - TOTAL</u>	382	283	281	277	-	4	2	2	-	29
CIM-10A (Bomarc)	200	102	102	100	-	2	-	-	-	98
CIM-10B (Bomarc)	182	181	179	177	-	2	2	2	-	1
<u>TEST - TOTAL</u>	19	8	4	-	-	4	4	-	4	11
XGM-16E (Atlas)	-	-	-	-	-	-	-	-	-	-
XGM-17A (Thor)	-	-	-	-	-	-	-	-	-	-
XGM-25A (Titan)	1	1	-	-	-	-	1	-	1	-
XGM-25C (Titan)	-	-	-	-	-	-	-	-	-	-
XGM-30A (Minuteman)	4	4	3	-	-	3	1	-	1	-
XRM-81 (Agena-Discoverer)	-	-	-	-	-	-	-	-	-	-
X-7A (Air Defense)	11	-	-	-	-	-	-	-	-	11
XRS-1	3	3	1	-	-	1	2	-	2	-

Source: Data Applications Division, Data Services Center, Comptroller of the Air Force

SECRET

DOWNGRADED AT 3 YEAR INTERVALS;
DECLASSIFIED AFTER 12 YEARS.
DOD DIR. 5200.10

TABLE 39 - FUNCTIONAL DISTRIBUTION OF USAF AIRCRAFT AT END OF QUARTER, AND HOURS FLOWN DURING QUARTER, BY COMMAND, WORLD-WIDE - FY 1964

(IRAN - Inspection and Repair As Necessary)

COMMAND	FLYING HOURS TOTAL	TOTAL AIR-CRAFT	ACTIVE											IN-ACTIVE TOTAL
			Total	Operating						Non-Operating				
				Total	Tactical and Combat Support	Training	Operational Support	Administrative	Special Activity and Utility Transport	Test and Test Support	Total	Maintenance, Modification, and IRAN	Other	
30 SEPTEMBER 1963														
TOTAL	1,528,433	15,297	13,402	11,748	7,322	2,214	575	113	1,148	376	1,654	1,482	172	1,895
Air Defense Command	168,976	1,719	1,672	1,436	1,160	142	6	11	115	2	236	235	1	47
Air Force Communications Service	1,615	17	17	17	17	-	-	-	-	-	-	-	-	-
Air Force Logistics Command	39,516	2,006	485	270	15	4	88	9	132	22	215	202	13	1,521
Air Force Systems Command	40,870	689	637	482	1	1	46	5	88	341	155	35	120	52
Air Training Command	248,438	1,770	1,692	1,669	2	1,538	69	4	56	-	23	23	-	78
Air University	9,193	84	80	76	-	-	60	2	14	-	4	4	-	4
Alaskan Air Command	10,544	105	101	97	76	-	-	3	18	-	4	4	-	4
Continental Air Command	4,063	198	193	190	168	-	9	-	13	-	3	3	-	5
Headquarters Command, USAF	28,102	212	200	193	13	-	67	23	89	1	7	7	-	12
Military Air Transport Service	252,430	1,113	1,105	988	914	-	27	8	39	-	117	116	1	8
Pacific Air Forces	75,107	907	891	768	626	-	41	14	87	-	123	101	22	16
Strategic Air Command	354,753	3,086	3,009	2,689	2,352	14	100	13	210	-	320	320	-	77
Tactical Air Command	173,229	2,025	1,999	1,749	1,163	497	12	7	62	8	250	245	5	26
USAF Academy	-	2	-	-	-	-	-	-	-	-	-	-	-	2
U S Air Forces in Europe	116,858	1,316	1,274	1,078	814	18	50	11	183	2	196	186	10	42
USAF Security Service	1,371	7	7	7	-	-	-	1	6	-	-	-	-	-
USAF Southern Command a/	3,368	41	40	39	1	-	-	2	36	-	1	1	-	1
31 DECEMBER 1963														
TOTAL	1,442,011	15,044	13,236	11,379	7,052	2,185	561	109	1,090	382	1,857	1,639	218	1,808
Air Defense Command	154,444	1,704	1,658	1,407	1,140	134	6	12	111	4	251	251	-	46
Air Force Communications Service	1,931	18	18	18	18	-	-	-	-	-	-	-	-	-
Air Force Logistics Command	36,683	1,938	486	275	19	5	84	11	135	21	211	194	17	1,452

DOWNGRADED AT 3 YEAR INTERVALS;
DECLASSIFIED AFTER 12 YEARS.
DOD DIR. 5200.10

SECRET

TABLE 39 - FUNCTIONAL DISTRIBUTION OF USAF AIRCRAFT AT END OF QUARTER, AND HOURS FLOWN DURING QUARTER, BY COMMAND, WORLD-WIDE - FY 1964 (CONTINUED)

COMMAND	FLYING HOURS TOTAL	TOTAL AIR-CRAFT	ACTIVE										IN-ACTIVE TOTAL	
			Total	Operating						Non-Operating				
				Total	Tactical and Combat Support	Training	Operational Support	Administrative	Special Activity and Utility Transport	Test and Test Support	Total	Maintenance, Modification, and IRAN		Other
31 DECEMBER 1963 (Continued)														
Air Force Systems Command	39,141	709	657	480	-	1	45	4	88	342	177	39	138	52
Air Training Command	202,489	1,769	1,693	1,661	2	1,530	67	3	59	-	32	32	-	76
Air University	13,014	93	89	85	2	-	69	2	14	-	4	4	-	4
Alaskan Air Command	9,951	103	99	95	74	-	-	3	18	-	4	4	-	4
Continental Air Command	3,227	24	21	19	1	-	-	-	10	-	2	2	-	3
Headquarters Command, USAF	28,028	213	201	189	26	-	67	22	73	1	12	12	-	12
Military Air Transport Service	246,045	1,112	1,103	971	898	-	26	8	39	-	132	132	-	9
Pacific Air Forces	88,397	915	896	748	615	-	40	12	81	-	148	133	15	19
Strategic Air Command	345,249	3,066	2,992	2,638	2,332	13	94	12	187	-	354	353	1	74
Tactical Air Command	164,767	2,059	2,033	1,713	1,135	486	11	5	65	11	320	281	39	26
USAF Academy	-	2	-	-	-	-	-	-	-	-	-	-	-	2
U S Air Forces in Europe	103,235	1,273	1,247	1,039	792	16	44	10	174	3	208	200	8	26
USAF Security Service	1,393	7	7	6	-	-	-	-	2	-	1	1	-	-
USAF Southern Command a/	4,017	39	36	35	-	-	-	3	32	-	1	1	-	3
31 MARCH 1964														
TOTAL	1,497,056	14,690	13,060	11,236	6,989	2,204	472	117	1,068	386	1,824	1,655	169	1,630
Air Defense Command	162,148	1,666	1,628	1,378	1,112	141	5	11	106	3	250	250	-	38
Air Force Communications Service	1,856	17	17	17	17	-	-	-	-	-	-	-	-	-
Air Force Logistics Command	37,207	1,812	503	268	17	4	77	10	138	22	235	213	22	1,309
Air Force Systems Command	40,847	703	648	489	2	-	42	4	94	347	159	46	113	55
Air Training Command	222,499	1,718	1,652	1,623	2	1,510	48	4	59	-	29	29	-	66
Air University	11,703	83	79	74	-	-	58	2	14	-	5	5	-	4
Alaskan Air Command	9,789	106	101	100	80	-	-	2	18	-	1	1	-	5
Continental Air Command	3,311	30	25	24	2	-	-	11	11	-	1	1	-	5
Headquarters Command, USAF	27,671	227	206	196	27	-	64	27	77	1	10	10	-	21
Military Air Transport Service	262,991	1,097	1,089	969	902	-	25	9	33	-	120	119	1	8
Pacific Air Forces	87,277	861	845	737	605	-	39	12	81	-	108	100	8	16

DOWNGRADED AT 3 YEAR INTERVALS;
 DECLASSIFIED AFTER 12 YEARS.
 DOD DIR. 5200.10

SECRET

SECRET

TABLE 39 - FUNCTIONAL DISTRIBUTION OF USAF AIRCRAFT AT END OF QUARTER, AND HOURS FLOWN DURING QUARTER, BY COMMAND, WORLD-WIDE - FY 1964 (CONTINUED)

COMMAND	FLYING HOURS TOTAL	TOTAL AIR-CRAFT	ACTIVE											IN-ACTIVE TOTAL
			Total	Operating						Non-Operating				
				Total	Tactical and Combat Support	Training	Operational Support	Administrative	Special Activity and Utility Transport	Test and Test Support	Total	Maintenance, Modification, and IRAN	Other	
31 MARCH 1964 (Continued)														
Strategic Air Command	353,857	3,002	2,936	2,465	2,205	12	61	13	174	-	471	470	1	66
Tactical Air Command	167,921	2,099	2,075	1,829	1,219	519	11	7	63	10	246	235	11	24
USAF Academy	-	2	-	-	-	-	-	-	-	-	-	-	-	2
U S Air Forces in Europe	102,484	1,220	1,212	1,024	799	18	31	11	162	3	188	175	13	8
USAF Security Service	1,451	7	7	6	-	-	-	2	4	-	1	1	-	-
USAF Southern Command a/	4,044	40	37	37	-	-	-	3	34	-	-	-	-	3
30 JUNE 1964														
<u>TOTAL</u>	<u>1,560,707</u>	<u>14,282</u>	<u>12,689</u>	<u>10,986</u>	<u>6,880</u>	<u>2,149</u>	<u>389</u>	<u>112</u>	<u>1,064</u>	<u>392</u>	<u>1,703</u>	<u>1,536</u>	<u>167</u>	<u>1,593</u>
Air Defense Command	176,623	1,678	1,646	1,389	1,102	163	2	11	107	4	257	257	-	32
Air Force Communications Service	1,839	17	17	17	17	-	-	-	-	-	-	-	-	-
Air Force Logistics Command	37,189	1,800	530	268	20	3	70	9	138	28	262	222	40	1,270
Air Force Systems Command	45,244	672	607	476	4	-	34	4	87	347	131	49	82	65
Air Training Command	248,296	1,697	1,640	1,571	2	1,467	39	5	58	-	69	57	12	57
Air University	11,517	65	61	58	1	-	41	2	14	-	3	3	-	4
Alaskan Air Command	11,316	112	108	105	84	-	-	3	18	-	3	3	-	4
Continental Air Command	3,409	30	25	24	2	-	10	-	12	-	1	1	-	5
Headquarters Command, USAF	30,824	215	186	172	27	-	42	22	80	1	14	14	-	29
Military Air Transport Service	268,041	1,094	1,084	966	907	-	20	9	30	-	118	117	1	10
Pacific Air Forces	82,016	815	790	703	574	-	33	14	82	-	87	78	9	25
Strategic Air Command	351,157	2,795	2,749	2,312	2,060	14	55	11	172	-	437	436	1	46
Tactical Air Command	188,516	2,120	2,101	1,922	1,344	484	11	8	64	11	179	178	1	19
USAF Academy	-	2	-	-	-	-	-	-	-	-	-	-	-	2
U S Air Forces in Europe	98,002	1,122	1,098	958	734	18	32	10	163	1	140	119	21	24
USAF Security Service	1,885	7	7	6	-	-	-	1	5	-	1	1	-	-
USAF Southern Command a/	4,833	41	40	39	2	-	-	3	34	-	1	1	-	1

a/ Formerly Caribbean Air Command; redesignated USAF Southern Command, 8 July 1963.

Source: Data Applications Division, Data Services Center, Comptroller of the Air Force

SECRET

DOWNGRADED AT 3 YEAR INTERVALS;
 DECLASSIFIED AFTER 12 YEARS.
 DOD DIR. 5200.10

SECRET

TABLE 40 - AGE (IN MONTHS) DISTRIBUTION OF USAF AIRCRAFT BY MISSION, DESIGN, AND SELECTED SERIES, WORLD-WIDE - 30 JUN 1964

(See definitions for changes in title and stub terminology over FY 1963 table.)

AIRCRAFT BY MISSION AND DESIGN	AV-ERAGE AGE IN MONTHS	AIR-CRAFT TOTAL	AIRCRAFT BY AGE (IN MONTHS)									
			0 thru 12	13 thru 24	25 thru 36	37 thru 48	49 thru 60	61 thru 72	73 thru 84	85 thru 96	97 thru 109	109 and Older
<u>TOTAL</u>	<u>93.4</u>	<u>14,282</u>	<u>799</u>	<u>684</u>	<u>674</u>	<u>613</u>	<u>947</u>	<u>1,209</u>	<u>1,644</u>	<u>1,514</u>	<u>1,270</u>	<u>4,928</u>
<u>BOMBER - TOTAL</u>	<u>92.5</u>	<u>1,804</u>	<u>1</u>	<u>28</u>	<u>98</u>	<u>83</u>	<u>113</u>	<u>135</u>	<u>183</u>	<u>237</u>	<u>297</u>	<u>629</u>
B-26B		30	-	-	-	-	-	-	-	-	-	30
B-26C		5	-	-	-	-	-	-	-	-	-	5
B-26K		1	1	-	-	-	-	-	-	-	-	-
YB-26K		1	-	-	-	-	-	-	-	-	-	1
B-45C		1	-	-	-	-	-	-	-	-	-	1
B-47B		2	-	-	-	-	-	-	-	-	-	2
B-47E		840	-	-	-	-	-	-	-	94	219	527
B-52A		1	-	-	-	-	-	-	-	-	-	1
B-52B		42	-	-	-	-	-	-	-	2	28	12
B-52C		32	-	-	-	-	-	-	-	28	4	-
B-52D		157	-	-	-	-	-	-	73	83	1	-
B-52E		97	-	-	-	-	-	-	97	-	-	-
B-52F		86	-	-	-	-	-	76	10	-	-	-
B-52G		189	-	-	-	36	103	50	-	-	-	-
B-52H		102	-	14	67	20	1	-	-	-	-	-
B-57B		80	-	-	-	-	-	-	-	-	33	47
B-57C		5	-	-	-	-	-	-	-	-	3	2
B-57E		23	-	-	-	-	-	-	-	22	1	-
B-58		91	-	14	31	27	9	9	1	-	-	-
B-66B		19	-	-	-	-	-	-	2	8	8	1
<u>TANKER - TOTAL</u>	<u>73.1</u>	<u>1,026</u>	<u>83</u>	<u>90</u>	<u>55</u>	<u>73</u>	<u>106</u>	<u>173</u>	<u>85</u>	<u>18</u>	<u>77</u>	<u>266</u>
KB-50J		65	-	-	-	-	-	-	-	-	-	65
KB-50K		2	-	-	-	-	-	-	-	-	-	2
KC-97F		6	-	-	-	-	-	-	-	-	-	6
KC-97G		276	-	-	-	-	-	-	-	6	77	193
KC-135A		675	81	90	55	73	106	173	85	12	-	-
KC-135B		2	2	-	-	-	-	-	-	-	-	-
<u>FIGHTER - TOTAL</u>	<u>65.8</u>	<u>3,683</u>	<u>344</u>	<u>207</u>	<u>156</u>	<u>219</u>	<u>433</u>	<u>371</u>	<u>802</u>	<u>733</u>	<u>202</u>	<u>216</u>
A-1E		19	19	-	-	-	-	-	-	-	-	-
F-4B		2	-	2	-	-	-	-	-	-	-	-
F-4C		127	126	1	-	-	-	-	-	-	-	-
F-5A		8	6	-	-	-	2	-	-	-	-	-
YF-5A		1	-	-	-	-	1	-	-	-	-	-
F-5B		5	5	-	-	-	-	-	-	-	-	-
F-84F		125	-	-	-	-	-	-	-	-	21	104
F-84G		1	-	-	-	-	-	-	-	-	-	1
F-86D		20	-	-	-	-	-	-	-	-	-	20
F-86F		28	-	-	-	-	-	-	-	-	-	28
F-86H		5	-	-	-	-	-	-	-	-	-	5
F-86L		59	-	-	-	-	-	-	-	-	8	51
F-89D		1	-	-	-	-	-	-	-	-	1	-
F-89J		1	-	-	-	-	-	-	-	-	-	1
F-100A		4	-	-	-	-	-	-	-	-	2	2
F-100C		134	-	-	-	-	-	-	-	-	133	1
F-100D		725	-	1	-	-	7	50	195	466	6	-
F-100F		204	-	-	-	-	-	36	158	10	-	-
F-101A		34	-	-	-	-	-	-	28	5	-	1
F-101B		294	-	-	-	21	180	90	3	-	-	-
F-101C		35	-	-	-	-	-	-	35	-	-	-
F-101F		52	-	-	-	4	31	17	-	-	-	-

SECRET

DOWNGRADED AT 3 YEAR INTERVALS;
DECLASSIFIED AFTER 12 YEARS..
DOD DIR. 5200.10

SECRET

TABLE 40 -- AGE (IN MONTHS) DISTRIBUTION OF USAF AIRCRAFT BY MISSION, DESIGN, AND SELECTED SERIES, WORLD-WIDE -- 30 JUN 1964 (CONTINUED)

AIRCRAFT BY MISSION AND DESIGN	AV-ERAGE AGE IN MONTHS	AIR-CRAFT TOTAL	AIRCRAFT BY AGE (IN MONTHS)									
			0 thru 12	13 thru 24	25 thru 36	37 thru 48	49 thru 60	61 thru 72	73 thru 84	85 thru 96	97 thru 109	109 and Older
FIGHTER (Continued)												
TF-101B		5	-	-	-	-	-	-	5	-	-	-
TF-101F		4	-	-	-	-	-	-	4	-	-	-
F-102A		541	-	-	-	-	-	14	267	231	28	1
TF-102A		79	-	-	-	-	-	5	53	18	3	-
F-104A		59	-	-	-	-	-	22	34	3	-	-
F-104B		8	-	-	-	-	-	4	4	-	-	-
F-104C		50	-	-	-	-	-	50	-	-	-	-
F-104D		19	-	-	-	-	5	14	-	-	-	-
F-104G		23	14	9	-	-	-	-	-	-	-	-
TF-104G		30	26	4	-	-	-	-	-	-	-	-
F-105B		44	-	-	-	-	25	19	-	-	-	-
F-105D		559	70	189	156	129	15	-	-	-	-	-
F-105F		79	78	1	-	-	-	-	-	-	-	-
F-106A		240	-	-	-	52	133	40	15	-	-	-
F-106B		58	-	-	-	13	34	10	1	-	-	-
YAT-28E		1	-	-	-	-	-	-	-	-	-	1
RECONNAISSANCE-TOTAL	103.5	764	6		8	3	3	77	88	134	164	281
RB-26C		1	-	-	-	-	-	-	-	-	-	1
RB-26L		2	-	-	-	-	-	-	-	-	-	2
RB-45C		1	-	-	-	-	-	-	-	-	-	1
EB-47E		94	-	-	-	-	-	-	13	33	48	-
RB-47E		80	-	-	-	-	-	-	-	2	78	-
WB-47E		31	-	-	-	-	-	-	-	-	31	-
EB-47H		3	-	-	-	-	-	-	3	-	-	-
RB-47H		27	-	-	-	-	-	-	1	26	-	-
RB-47K		13	-	-	-	-	-	-	-	8	5	-
EB-47L		20	-	-	-	-	-	-	-	-	20	-
WB-50D		12	-	-	-	-	-	-	-	-	-	12
RB-50F		16	-	-	-	-	-	-	-	-	-	16
RB-57A		2	-	-	-	-	-	-	-	-	-	2
RB-57B		8	-	-	-	-	-	-	-	-	-	8
RB-57C		7	-	-	-	-	-	-	-	-	3	4
RB-57D		16	-	-	-	-	-	-	7	9	-	-
RB-57E		2	-	-	-	-	-	-	2	-	-	-
RB-57F		1	1	-	-	-	-	-	-	-	-	-
YRB-58A		3	-	-	-	-	-	-	3	-	-	-
RB-66B		100	-	-	-	-	-	-	4	63	32	1
RB-66C		20	-	-	-	-	-	-	20	-	-	-
WB-66D		12	-	-	-	-	-	8	4	-	-	-
RC-45H		4	-	-	-	-	-	-	-	-	-	4
RC-47A		1	-	-	-	-	-	-	-	-	-	1
EC-47D		14	-	-	-	-	-	-	-	-	-	14
RC-47D		1	-	-	-	-	-	-	-	-	-	1
RC-121C		1	-	-	-	-	-	-	-	-	-	1
EC-121D		39	-	-	-	-	-	-	5	18	16	-
RC-121D		8	-	-	-	-	-	-	-	5	3	-
EC-121H		26	-	-	7	-	-	-	4	8	7	-
EC-121Q		4	-	-	-	-	-	-	1	2	1	-
RC-130A		16	-	-	-	-	3	12	-	1	-	-
RC-135A		4	-	-	1	3	-	-	-	-	-	-
RC-135B		1	1	-	-	-	-	-	-	-	-	-
RF-4C		2	2	-	-	-	-	-	-	-	-	-
YRF-4C		2	2	-	-	-	-	-	-	-	-	-
RF-84F		20	-	-	-	-	-	-	-	-	17	3

SECRET

DOWNGRADED AT 3 YEAR INTERVALS;
DECLASSIFIED AFTER 12 YEARS.
DOD DIR. 5200.10

TABLE 40 - AGE (IN MONTHS) DISTRIBUTION OF USAF AIRCRAFT BY MISSION, DESIGN, AND SELECTED SERIES, WORLD-WIDE - 30 JUN 1964 (CONTINUED)

AIRCRAFT BY MISSION AND DESIGN	AV-ERAGE AGE IN MONTHS	AIR-CRAFT TOTAL	AIRCRAFT BY AGE (IN MONTHS)									
			0 thru 12	13 thru 24	25 thru 36	37 thru 48	49 thru 60	61 thru 72	73 thru 84	85 thru 96	97 thru 109	109 and Older
<u>RECONNAISSANCE</u>												
(Continued)												
RF-101A		22	-	-	-	-	-	-	11	11	-	-
RF-101C		127	-	-	-	-	-	65	62	-	-	-
RT-33A		1	-	-	-	-	-	-	-	-	-	1
<u>SEARCH AND RESCUE -</u>												
TOTAL	178.9	130	-	-	-	-	-	-	-	-	-	130
HC-47A		15	-	-	-	-	-	-	-	-	-	15
HC-47B		3	-	-	-	-	-	-	-	-	-	3
HC-54D		36	-	-	-	-	-	-	-	-	-	36
HC-97G		12	-	-	-	-	-	-	-	-	-	12
HU-16A		18	-	-	-	-	-	-	-	-	-	18
HU-16B		46	-	-	-	-	-	-	-	-	-	46
<u>SPECIAL RESEARCH -</u>												
TOTAL	57.9	5	-	-	1	1	1	-	2	-	-	-
X-15A		3	-	-	1	1	1	-	-	-	-	-
X-21A		2	-	-	-	-	-	-	2	-	-	-
<u>CARGO - TOTAL</u>												
	142.3	2,580	155	93	97	32	51	51	110	173	138	1,680
C-46D		32	-	-	-	-	-	-	-	-	-	32
C-47		1	-	-	-	-	-	-	-	-	-	1
C-47A		118	-	-	-	-	-	-	-	-	-	118
VC-47A		43	-	-	-	-	-	-	-	-	-	43
VC-47B		6	-	-	-	-	-	-	-	-	-	6
C-47D		250	-	-	-	-	-	-	-	-	-	250
VC-47D		168	-	-	-	-	-	-	-	-	-	168
C-54		3	-	-	-	-	-	-	-	-	-	3
C-54D		95	-	-	-	-	-	-	-	-	-	95
VC-54D		12	-	-	-	-	-	-	-	-	-	12
C-54E		35	-	-	-	-	-	-	-	-	-	35
C-54G		69	-	-	-	-	-	-	-	-	-	69
VC-54G		15	-	-	-	-	-	-	-	-	-	15
C-54M		26	-	-	-	-	-	-	-	-	-	26
C-97A		28	-	-	-	-	-	-	-	-	-	28
C-97C		11	-	-	-	-	-	-	-	-	-	11
C-97D		7	-	-	-	-	-	-	-	-	-	7
C-97F		1	-	-	-	-	-	-	-	-	-	1
C-97G		15	-	-	-	-	-	-	-	-	1	14
C-97J		2	-	-	-	-	-	-	-	-	-	2
C-97K		14	-	-	-	-	-	-	-	-	-	14
C-117A		5	-	-	-	-	-	-	-	-	-	5
VC-117A		1	-	-	-	-	-	-	-	-	-	1
C-117B		7	-	-	-	-	-	-	-	-	-	7
VC-117B		1	-	-	-	-	-	-	-	-	-	1
C-117C		10	-	-	-	-	-	-	-	-	-	10
VC-118		1	-	-	-	-	-	-	-	-	-	1
C-118A		104	-	-	-	-	-	1	-	-	26	77
VC-118A		4	-	-	-	-	-	-	-	-	-	4
C-119C		13	-	-	-	-	-	-	-	-	-	13
C-119G		1	-	-	-	-	-	-	-	-	-	1
C-119J		36	-	-	-	-	-	-	-	-	-	36
C-121A		9	-	-	-	-	-	-	-	-	-	9
C-121C		8	-	-	-	-	-	-	-	-	6	2
C-121D		1	-	-	1	-	-	-	-	-	-	-

DOWNGRADED AT 3 YEAR INTERVALS;
DECLASSIFIED AFTER 12 YEARS.
DOD DIR. 5200.10

SECRET

TABLE 40 -- AGE (IN MONTHS) DISTRIBUTION OF USAF AIRCRAFT BY MISSION, DESIGN, AND SELECTED SERIES, WORLD-WIDE -- 30 JUN 1964 (CONTINUED)

AIRCRAFT BY MISSION AND DESIGN	AV-ERAGE AGE IN MONTHS	AIR-CRAFT TOTAL	AIRCRAFT BY AGE (IN MONTHS)										
			0 thru 12	13 thru 24	25 thru 36	37 thru 48	49 thru 60	61 thru 72	73 thru 84	85 thru 96	97 thru 108	109 and Older	
CARGO (Continued)													
VC-121E		1	-	-	-	-	-	-	-	-	-	-	1
C-121G		2	-	-	-	-	-	-	-	-	-	-	2
C-123B		177	-	-	-	-	-	-	3	31	79	61	3
C-124A		103	-	-	-	-	-	-	-	-	-	-	103
C-124C		272	-	-	-	-	-	-	-	-	-	-	272
C-130A		178	-	-	-	-	-	-	6	69	79	24	-
DC-130A		1	-	-	-	-	-	-	1	-	-	-	-
MC-130A		1	-	-	-	-	-	-	1	-	-	-	-
C-130B		130	-	5	47	23	42	13	-	-	-	-	-
C-130D		13	-	-	-	-	-	12	-	-	1	-	-
C-130E		228	148	74	5	1	-	-	-	-	-	-	-
C-131A		26	-	-	-	-	-	-	-	-	-	-	26
VC-131A		4	-	-	-	-	-	-	-	-	-	-	4
C-131B		35	-	-	-	-	-	-	-	-	-	13	22
C-131D		32	-	-	-	-	-	-	-	-	1	5	26
C-131E		8	-	-	-	-	-	-	-	1	7	-	-
C-133A		29	-	-	-	-	1	11	9	6	2	-	-
C-133B		16	-	-	-	8	8	-	-	-	-	-	-
C-135A		15	-	-	15	-	-	-	-	-	-	-	-
C-135B		28	-	3	25	-	-	-	-	-	-	-	-
VC-137A		1	-	-	-	-	-	-	1	-	-	-	-
VC-137B		2	-	-	-	-	-	-	2	-	-	-	-
VC-137C		1	-	1	-	-	-	-	-	-	-	-	-
C-140A		4	-	4	-	-	-	-	-	-	-	-	-
C-140B		5	1	4	-	-	-	-	-	-	-	-	-
VC-140B		6	-	2	4	-	-	-	-	-	-	-	-
C-141A		6	6	-	-	-	-	-	-	-	-	-	-
CT-29A		4	-	-	-	-	-	-	-	-	-	-	4
VT-29A		19	-	-	-	-	-	-	-	-	-	-	19
VT-29B		43	-	-	-	-	-	-	-	-	-	-	43
VT-29C		16	-	-	-	-	-	-	-	-	-	-	16
VT-29D		22	-	-	-	-	-	-	-	-	-	-	22
TRAINER - TOTAL	89.3	3,481	166	205	221	120	203	338	271	213	326	1,418	
TB-26B		20	-	-	-	-	-	-	-	-	-	-	20
TB-26C		1	-	-	-	-	-	-	-	-	-	-	1
TB-47B		3	-	-	-	-	-	-	-	-	-	-	3
TB-57C		1	-	-	-	-	-	-	-	-	1	-	-
TB-57E		27	-	-	-	-	-	-	-	27	-	-	-
TB-58A		6	-	-	-	-	-	3	3	-	-	-	-
TC-46D		1	-	-	-	-	-	-	-	-	-	-	1
TC-47D		1	-	-	-	-	-	-	-	-	-	-	1
TC-54D		8	-	-	-	-	-	-	-	-	-	-	8
TC-121C		5	-	-	-	-	-	-	-	-	-	-	5
T-28A		197	-	-	-	-	-	-	-	-	-	-	197
T-28B		7	3	-	4	-	-	-	-	-	-	-	-
T-28C		3	3	-	-	-	-	-	-	-	-	-	-
T-28D		11	-	-	-	-	-	-	-	-	-	-	11
T-29A		20	-	-	-	-	-	-	-	-	-	-	20
T-29B		40	-	-	-	-	-	-	-	-	-	-	40
T-29C		92	-	-	-	-	-	-	-	-	-	-	92
T-29D		67	-	-	-	-	-	-	-	-	9	-	58
T-33A		1,597	-	-	-	-	25	175	165	135	237	8	860
DT-33A		13	-	-	-	-	-	-	-	-	8	-	5
T-34A		169	-	-	-	-	-	-	-	8	65	-	96

DOWNGRADED AT 3 YEAR INTERVALS;
DECLASSIFIED AFTER 12 YEARS.
DOD REF. 5100.10

SECRET

TABLE 40 - AGE (IN MONTHS) DISTRIBUTION OF USAF AIRCRAFT BY MISSION, DESIGN, AND SELECTED SERIES, WORLD-WIDE - 30 JUN 1964 (CONTINUED)

AIRCRAFT BY MISSION AND DESIGN	AV-ERAGE AGE IN MONTHS	AIRCRAFT TOTAL	AIRCRAFT BY AGE (IN MONTHS)										
			0 thru 12	13 thru 24	25 thru 36	37 thru 48	49 thru 60	61 thru 72	73 thru 84	85 thru 96	97 thru 108	109 and older	
TRAINER (Continued)													
T-37A		1	-	-	-	-	-	-	-	-	1	-	-
T-37B		619	-	5	50	82	171	160	103	42	6	-	-
YAT-37D		2	-	2	-	-	-	-	-	-	-	-	-
T-38A		425	141	140	113	24	7	-	-	-	-	-	-
T-39A		139	19	58	54	8	-	-	-	-	-	-	-
T-39B		6	-	-	-	6	-	-	-	-	-	-	-
HELICOPTER - TOTAL	74.1	416	42	52	21	50	37	3	8	5	50	148	
YUH-1B		1	-	-	-	-	-	1	-	-	-	-	-
YUH-1D		1	-	-	1	-	-	-	-	-	-	-	-
UH-1F		2	2	-	-	-	-	-	-	-	-	-	-
CH-3B		6	-	6	-	-	-	-	-	-	-	-	-
CH-3C		19	19	-	-	-	-	-	-	-	-	-	-
UH-13J		2	-	-	-	-	-	-	-	2	-	-	-
UH-13R		2	-	-	2	-	-	-	-	-	-	-	-
HH-19B		80	-	-	-	-	-	-	-	2	-	-	78
UH-19B		57	-	-	-	-	-	-	-	-	-	-	57
CH-21B		61	-	-	-	-	-	-	8	1	39	13	-
HH-21B		11	-	-	-	-	-	-	-	-	11	-	-
CH-21C		2	-	-	-	-	-	2	-	-	-	-	-
XH-33		1	-	-	-	-	1	-	-	-	-	-	-
HH-43B		166	19	44	17	50	36	-	-	-	-	-	-
CH-47A		1	-	1	-	-	-	-	-	-	-	-	-
YCH-47A		4	2	1	1	-	-	-	-	-	-	-	-
UTILITY - TOTAL	99.0	393	2	2	17	32	-	61	25	1	16	160	
YA0-1		1	-	-	1	-	-	-	-	-	-	-	-
O-1E		4	-	-	-	-	-	-	4	-	-	-	-
U-1A		3	-	-	-	-	-	1	-	-	2	-	-
U-3A		151	-	-	-	-	-	60	91	-	-	-	-
U-3B		32	-	-	-	32	-	-	-	-	-	-	-
U-4A		12	-	-	-	-	-	-	-	-	12	-	-
U-4B		2	-	-	-	-	-	-	-	-	2	-	-
U-6A		125	-	-	-	-	-	-	-	-	-	-	125
U-7A		10	-	-	-	-	-	-	-	-	-	-	10
U-10A		16	-	1	15	-	-	-	-	-	-	-	-
U-10B		9	-	8	1	-	-	-	-	-	-	-	-
U-17A		2	2	-	-	-	-	-	-	-	-	-	-
U-18A		4	-	-	-	-	-	-	-	-	-	-	4
U-18B		16	-	-	-	-	-	-	-	-	-	-	16
U-18C		4	-	-	-	-	-	-	-	-	-	-	4
U-19B		1	-	-	-	-	-	-	-	1	-	-	-
U-20A		1	-	-	-	-	-	-	-	-	-	-	1

Source: Data Applications Division, Data Services Center, Comptroller of the Air Force

DOWNGRADED AT 3 YEAR INTERVALS;
DECLASSIFIED AFTER 12 YEARS.
DOD DIR. 5200.10

SECRET

**TABLE 41 — AGE (IN MONTHS) DISTRIBUTION OF USAF MISSILES BY MISSION AND DESIGN,
WORLD-WIDE — 30 JUN 1964**

(See definitions for changes in title and stub terminology over FY 1963 table.)

MISSION AND DESIGN	AV- ERAGE AGE IN MONTHS	MIS- SILE TOTAL	MISSILES BY AGE (IN MONTHS)									
			0 thru 12	13 thru 24	25 thru 36	37 thru 48	49 thru 60	61 thru 72	73 thru 84	85 thru 96	97 thru 108	109 and Older
TOTAL	28.7	2,746	558	468	806	593	206	108	3	4	-	-
CIM-10A		200	-	-	-	87	112	1	-	-	-	-
CIM-10B		182	-	1	150	31	-	-	-	-	-	-
MGM-13B		116	-	-	-	-	31	84	1	-	-	-
YGM-13B		1	-	-	-	-	-	-	1	-	-	-
CGM-13C		76	-	-	27	36	13	-	-	-	-	-
YGM-13C		3	-	-	-	-	1	-	-	-	-	-
CGM-16D		48	17	9	1	9	12	2	-	-	-	-
CGM-16E		42	3	4	6	29	-	-	-	-	-	-
HGM-16F		91	2	22	66	1	-	-	-	-	-	-
PGM-17A		63	29	-	-	1	18	15	-	-	-	-
ADM-20A		1	-	-	-	1	-	-	-	-	-	-
ADM-20B		53	-	-	24	29	-	-	-	-	-	-
ADM-20C		434	-	-	248	186	-	-	-	-	-	-
HGM-25A		83	8	7	52	16	-	-	-	-	-	-
LGM-25C		79	36	43	-	-	-	-	-	-	-	-
XGM-25C		1	-	-	1	-	-	-	-	-	-	-
AGM-28A		210	-	-	26	165	19	-	-	-	-	-
AGM-28B		395	-	190	204	1	-	-	-	-	-	-
LGM-30A		155	3	151	1	-	-	-	-	-	-	-
XGM-30A		4	4	-	-	-	-	-	-	-	-	-
LGM-30B		495	453	41	-	1	-	-	-	-	-	-
XRS-1		3	3	-	-	-	-	-	-	-	-	-
X-7A		11	-	-	-	-	-	6	1	4	-	-

Source: Data Applications Division, Data Services Center, Comptroller of the Air Force

**TABLE 42 — AGE (IN MONTHS) DISTRIBUTION OF USAF DRONES BY MISSION AND DESIGN,
WORLD-WIDE — 30 JUN 1964**

(See definitions for changes in title and stub terminology over FY 1963 table.)

MISSION AND DESIGN	AV- ERAGE AGE IN MONTHS	DRONE TOTAL	DRONES BY AGE (IN MONTHS)									
			0 thru 12	13 thru 24	25 thru 36	37 thru 48	49 thru 60	61 thru 72	73 thru 84	85 thru 96	97 thru 108	109 and Older
TOTAL	30.6	194	47	84	21	14	6	-	2	10	3	1
JQB-47E		2	-	-	-	-	-	-	-	-	2	-
JQF-80F		7	-	-	-	-	-	-	-	-	-	7
QF-104A		10	-	-	-	-	-	-	2	8	-	-
JQF-104A		3	-	-	-	-	-	-	-	2	1	-
BQM-34A		172	47	84	21	14	6	-	-	-	-	-

Source: Data Applications Division, Data Services Center, Comptroller of the Air Force

SECRET

DOWNGRADED AT 3 YEAR INTERVALS;
DECLASSIFIED AFTER 12 YEARS.
DOD DIR. 5200.10

SECRET

TABLE 43 - USAF AND COMPONENT AIRCRAFT GAINS AND LOSSES BY

(See definitions for changes in title and

MISSION, DESIGN, AND SERIES	GAINS					Not Beyond Economic Repair							
	Total	Pro- duc- tion	From MAP, USA, and USN	From Oth- er	Redes- igna- tion	Total	Redes- igna- tion	Obso- lete	Recla- ma- tion	Transfer and Diversion			
										MAP	USA	USN	Oth- er
TOTAL	<u>1,165</u>	<u>759</u>	<u>36</u>	<u>120</u>	<u>250</u>	<u>1,292</u>	<u>254</u>	-	<u>286</u>	<u>289</u>	<u>198</u>	<u>10</u>	<u>68</u>
BOMBER - TOTAL	<u>16</u>	-	<u>1</u>	<u>14</u>	<u>1</u>	<u>83</u>	<u>36</u>	-	<u>39</u>	-	-	-	-
B-26B	10	-	-	10	-	2	-	-	-	-	-	-	-
B-26C	3	-	-	3	-	-	-	-	-	-	-	-	-
JB-26C	-	-	-	-	-	1	-	-	1	-	-	-	-
B-47B	-	-	-	-	-	8	-	-	8	-	-	-	-
B-47E	1	-	-	1	-	48	34	-	11	-	-	-	-
NB-52D	1	-	-	-	1	-	-	-	-	-	-	-	-
B-52E	-	-	-	-	-	1	1	-	-	-	-	-	-
B-57B	1	-	1	-	-	1	-	-	-	-	-	-	-
B-58A	-	-	-	-	-	1	-	-	-	-	-	-	-
B-66B	-	-	-	-	-	20	-	-	19	-	-	-	-
NB-66D	-	-	-	-	-	1	1	-	-	-	-	-	-
TANKER - TOTAL	<u>50</u>	<u>48</u>	-	<u>1</u>	<u>1</u>	<u>170</u>	<u>94</u>	-	<u>68</u>	-	-	-	<u>1</u>
KB-50J	-	-	-	-	-	2	-	-	1	-	-	-	-
KB-50K	-	-	-	-	-	4	-	-	3	-	-	-	-
KC-97F	1	-	-	-	1	61	-	-	61	-	-	-	-
KC-97G	1	-	-	1	-	95	90	-	3	-	-	-	1
KC-135A	48	48	-	-	-	8	4	-	-	-	-	-	-
FIGHTER - TOTAL	<u>200</u>	<u>158</u>	<u>5</u>	<u>37</u>	-	<u>185</u>	-	-	<u>43</u>	<u>50</u>	<u>1</u>	<u>1</u>	<u>7</u>
A-1E	7	2	2	3	-	4	-	-	-	-	-	1	3
F-4B	6	6	-	-	-	-	-	-	-	-	-	-	-
F-4C	14	14	-	-	-	-	-	-	-	-	-	-	-
F-84F	-	-	-	-	-	26	-	-	13	8	-	-	-
F-84G	-	-	-	-	-	1	-	-	-	1	-	-	-
F-86D	-	-	-	-	-	22	-	-	12	9	-	-	-
F-86F	-	-	-	-	-	13	-	-	3	8	1	-	-
F-86H	-	-	-	-	-	8	-	-	-	-	-	-	-
F-86L	-	-	-	-	-	3	-	-	-	1	-	-	1
F-89D	1	-	1	-	-	10	-	-	10	-	-	-	-
F-89J	2	-	2	-	-	6	-	-	4	-	-	-	-
F-100C	-	-	-	-	-	4	-	-	-	-	-	-	-
F-100D	-	-	-	-	-	15	-	-	-	-	-	-	-
F-100F	-	-	-	-	-	1	-	-	-	-	-	-	-
NF-101A	-	-	-	-	-	1	-	-	1	-	-	-	-
F-101B	-	-	-	-	-	6	-	-	-	-	-	-	-
F-101F	-	-	-	-	-	1	-	-	-	-	-	-	-
F-102A	-	-	-	-	-	13	-	-	-	-	-	-	-
TF-102A	-	-	-	-	-	2	-	-	-	-	-	-	-
F-104A	-	-	-	-	-	3	-	-	-	-	-	-	-
CF-104A	-	-	-	-	-	1	-	-	-	-	-	-	1
NF-104A	-	-	-	-	-	1	-	-	-	-	-	-	-
F-104B	-	-	-	-	-	2	-	-	-	1	-	-	-

FIRST HALF FY 1964 (1 July

SECRET

DOWNGRADED AT 3 YEAR INTERVALS;
DECLASSIFIED AFTER 12 YEARS.
DOD DIR. 5200.10

SECRET

MISSION, DESIGN, AND SERIES, WORLD-WIDE, SEMIANNUALLY - FY 1964

stub terminology over FY 1963 table.)

LOSSES										MISSION, DESIGN, AND SERIES
Beyond Economic Repair										
Accidents		Museum or School	Natural Phenomena	Tested to Destruction	Fair Wear and Tear	Abnormal Deterioration in Use	Enemy Action on Combat Mission	Flying Accident on Combat Mission	Destroyed or Impounded	
Flying	Ground									
1963 through 31 December 1963)										
<u>151</u>	<u>18</u>	<u>7</u>	<u>1</u>	<u>2</u>	<u>4</u>	<u>1</u>	<u>1</u>	<u>2</u>	-	<u>TOTAL</u>
6	-	-	<u>1</u>	-	-	<u>1</u>	-	-	-	<u>BOMBER - TOTAL</u>
1	-	-	<u>1</u>	-	-	-	-	-	-	B-26B
-	-	-	-	-	-	-	-	-	-	B-26C
-	-	-	-	-	-	-	-	-	-	JB-26C
3	-	-	-	-	-	-	-	-	-	B-47B
-	-	-	-	-	-	-	-	-	-	B-47E
-	-	-	-	-	-	-	-	-	-	NB-52D
1	-	-	-	-	-	-	-	-	-	B-52E
1	-	-	-	-	-	-	-	-	-	B-57B
-	-	-	-	-	-	1	-	-	-	B-58A
-	-	-	-	-	-	-	-	-	-	B-66B
-	-	-	-	-	-	-	-	-	-	NB-66D
3	<u>1</u>	-	-	-	<u>1</u>	-	-	<u>2</u>	-	<u>TANKER - TOTAL</u>
1	-	-	-	-	1	-	-	-	-	KB-50J
-	-	-	-	-	-	-	-	-	-	KB-50K
-	-	-	-	-	-	-	-	-	-	KC-97F
1	-	-	-	-	-	-	-	-	-	KC-97G
1	1	-	-	-	-	-	-	2	-	KC-135A
<u>78</u>	<u>4</u>	<u>1</u>	-	-	-	-	-	-	-	<u>FIGHTER - TOTAL</u>
-	-	-	-	-	-	-	-	-	-	A-1E
-	-	-	-	-	-	-	-	-	-	F-4B
-	-	-	-	-	-	-	-	-	-	F-4C
5	-	-	-	-	-	-	-	-	-	F-84F
-	-	-	-	-	-	-	-	-	-	F-84G
1	-	-	-	-	-	-	-	-	-	F-86D
1	-	-	-	-	-	-	-	-	-	F-86F
7	1	-	-	-	-	-	-	-	-	F-86H
1	-	-	-	-	-	-	-	-	-	F-86L
-	-	-	-	-	-	-	-	-	-	F-89D
1	-	1	-	-	-	-	-	-	-	F-89J
4	-	-	-	-	-	-	-	-	-	F-100C
13	2	-	-	-	-	-	-	-	-	F-100D
1	-	-	-	-	-	-	-	-	-	F-100F
-	-	-	-	-	-	-	-	-	-	NF-101A
6	-	-	-	-	-	-	-	-	-	F-101B
1	-	-	-	-	-	-	-	-	-	F-101F
13	-	-	-	-	-	-	-	-	-	F-102A
2	-	-	-	-	-	-	-	-	-	TF-102A
3	-	-	-	-	-	-	-	-	-	F-104A
-	-	-	-	-	-	-	-	-	-	CF-104A
1	-	-	-	-	-	-	-	-	-	NF-104A
1	-	-	-	-	-	-	-	-	-	F-104B

DOWNGRADED AT 3 YEAR INTERVALS;
DECLASSIFIED AFTER 12 YEARS.
DOD DIR. 5200.10

SECRET

SECRET

TABLE 43 - USAF AND COMPONENT AIRCRAFT GAINS AND LOSSES BY MISSION.

MISSION, DESIGN, AND SERIES	GAINS					Total	Not Beyond Economic Repair						
	Total	Pro-duction	From MAP, USA, and USN	From Oth-er	Redes-ignation		Redes-ignation	Obso-lete	Recla-mation	Transfer and Diversion			
										MAP	USA	USN	Oth-er
FIRST HALF FY 1964 (1 July 1963)													
FIGHTER (Continued)													
F-104C	-	-	-	-	-	1	-	-	-	-	-	-	-
F-104G	52	18	-	34	-	3	-	-	-	2	-	-	-
TF-104G	33	33	-	-	-	20	-	-	-	20	-	-	-
F-105B	-	-	-	-	-	3	-	-	-	-	-	-	-
F-105D	72	72	-	-	-	9	-	-	-	-	-	-	2
JF-105D	-	-	-	-	-	1	-	-	-	-	-	-	-
F-105F	13	13	-	-	-	-	-	-	-	-	-	-	-
F-106A	-	-	-	-	-	4	-	-	-	-	-	-	-
F-106B	-	-	-	-	-	1	-	-	-	-	-	-	-
RECONNAISSANCE - TOTAL	<u>115</u>	<u>24</u>	-	-	<u>91</u>	<u>123</u>	<u>55</u>	-	<u>21</u>	<u>40</u>	-	-	<u>6</u>
EB-47E	1	-	-	-	-	1	-	-	-	-	-	-	-
RB-47E	-	-	-	-	-	2	-	-	2	-	-	-	-
WB-47E	30	-	-	-	30	-	-	-	-	-	-	-	-
RB-47K	-	-	-	-	-	2	-	-	2	-	-	-	-
EB-47L	2	-	-	-	2	-	-	-	-	-	-	-	-
WB-50D	-	-	-	-	-	17	-	-	17	-	-	-	-
RB-57E	-	-	-	-	-	1	-	-	-	-	-	-	-
YRB-58A	-	-	-	-	-	1	1	-	-	-	-	-	-
WB-66D	-	-	-	-	-	1	1	-	-	-	-	-	-
RC-45H	-	-	-	-	-	3	-	-	-	-	-	-	3
EC-47D	-	-	-	-	-	3	-	-	-	3	-	-	-
EC-54D	-	-	-	-	-	1	-	-	-	-	-	-	1
EC-121D	43	-	-	-	43	4	4	-	-	-	-	-	-
RC-121D	-	-	-	-	-	49	49	-	-	-	-	-	-
EC-121H	5	-	-	-	5	1	-	-	-	-	-	-	1
EC-121Q	4	-	-	-	4	-	-	-	-	-	-	-	-
RC-135A	4	-	-	-	4	-	-	-	-	-	-	-	-
YRF-4C	2	2	-	-	-	-	-	-	-	-	-	-	-
RF-84F	-	-	-	-	-	1	-	-	-	-	-	-	1
RF-104G	22	22	-	-	-	35	-	-	-	35	-	-	-
RT-33A	2	-	-	-	2	2	-	-	-	2	-	-	-
SEARCH AND RESCUE - TOTAL	-	-	-	-	-	<u>10</u>	-	-	<u>9</u>	-	-	-	<u>1</u>
HC-47A	-	-	-	-	-	5	-	-	5	-	-	-	1
HC-47D	-	-	-	-	-	5	-	-	5	-	-	-	-
SPECIAL RESEARCH - TOTAL	<u>2</u>	-	-	-	<u>2</u>	-	-	-	-	-	-	-	-
X-21A	2	-	-	-	2	-	-	-	-	-	-	-	-
CARGO - TOTAL	<u>241</u>	<u>76</u>	<u>2</u>	<u>36</u>	<u>127</u>	<u>146</u>	<u>34</u>	-	<u>25</u>	<u>46</u>	<u>1</u>	-	<u>17</u>
C-45H	-	-	-	-	-	4	-	-	-	-	-	-	4
C-46A	-	-	-	-	-	8	-	-	8	-	-	-	-
C-46D	-	-	-	-	-	13	-	-	6	-	-	-	7
C-47A	2	-	1	1	-	11	1	-	1	6	1	-	2
VC-47A	2	-	-	1	-	1	-	-	-	1	-	-	-
C-47B	3	-	-	-	3	-	-	-	-	-	-	-	-

SECRET

DOWNGRADED AT 3 YEAR INTERVALS;
DECLASSIFIED AFTER 12 YEARS.
DOD DIR. 5200.10

SECRET

DESIGN, AND SERIES, WORLD-WIDE, SEMIANNUALLY - FY 1964 (CONTINUED)

LOSSES										MISSION, DESIGN, AND SERIES
Beyond Economic Repair										
Accidents		Museum or School	Natural Phenomena	Tested to Destruction	Fair Wear and Tear	Abnormal Deterioration in Use	Enemy Action on Combat Mission	Flying Accident on Combat Mission	Destroyed or Impounded	
Flying	Ground									
through 31 December 1963) (Continued)										
1	-	-	-	-	-	-	-	-	-	<u>FIGHTER (Continued)</u>
1	-	-	-	-	-	-	-	-	-	F-104C
-	-	-	-	-	-	-	-	-	-	F-104G
3	-	-	-	-	-	-	-	-	-	TF-104G
6	1	-	-	-	-	-	-	-	-	F-105B
1	-	-	-	-	-	-	-	-	-	F-105D
-	-	-	-	-	-	-	-	-	-	JF-105D
4	-	-	-	-	-	-	-	-	-	F-105F
1	-	-	-	-	-	-	-	-	-	F-106A
-	-	-	-	-	-	-	-	-	-	F-106B
1	-	-	-	-	-	-	-	-	-	<u>RECONNAISSANCE - TOTAL</u>
-	-	-	-	-	-	-	-	-	-	EB-47E
-	-	-	-	-	-	-	-	-	-	RB-47E
-	-	-	-	-	-	-	-	-	-	WB-47E
-	-	-	-	-	-	-	-	-	-	RB-47K
-	-	-	-	-	-	-	-	-	-	EB-47L
-	-	-	-	-	-	-	-	-	-	WB-50D
1	-	-	-	-	-	-	-	-	-	RB-57E
-	-	-	-	-	-	-	-	-	-	YRB-58A
-	-	-	-	-	-	-	-	-	-	WB-66D
-	-	-	-	-	-	-	-	-	-	RC-45H
-	-	-	-	-	-	-	-	-	-	EC-47D
-	-	-	-	-	-	-	-	-	-	EC-54D
-	-	-	-	-	-	-	-	-	-	EC-121D
-	-	-	-	-	-	-	-	-	-	RC-121D
-	-	-	-	-	-	-	-	-	-	EC-121H
-	-	-	-	-	-	-	-	-	-	EC-121Q
-	-	-	-	-	-	-	-	-	-	RC-135A
-	-	-	-	-	-	-	-	-	-	YRF-4C
-	-	-	-	-	-	-	-	-	-	RF-84F
-	-	-	-	-	-	-	-	-	-	RF-104G
-	-	-	-	-	-	-	-	-	-	RT-33A
-	-	-	-	-	-	-	-	-	-	<u>SEARCH AND RESCUE - TOTAL</u>
-	-	-	-	-	-	-	-	-	-	HC-47A
-	-	-	-	-	-	-	-	-	-	HC-47D
-	-	-	-	-	-	-	-	-	-	<u>SPECIAL RESEARCH - TOTAL</u>
-	-	-	-	-	-	-	-	-	-	X-21A
2	13	1	-	-	-	-	-	-	-	<u>CARGO - TOTAL</u>
-	-	-	-	-	-	-	-	-	-	C-45H
-	-	-	-	-	-	-	-	-	-	C-46A
-	-	-	-	-	-	-	-	-	-	C-46D
-	-	-	-	-	-	-	-	-	-	C-47A
-	-	-	-	-	-	-	-	-	-	VC-47A
-	-	-	-	-	-	-	-	-	-	C-47B

DOWNGRADED AT 3 YEAR INTERVALS;
DECLASSIFIED AFTER 12 YEARS.
DOD DIR. 5200.10

SECRET

SECRET

TABLE 43 - USAF AND COMPONENT AIRCRAFT GAINS AND LOSSES BY MISSION.

MISSION, DESIGN, AND SERIES	GAINS					Total	Not Beyond Economic Repair						
	Total	Pro- duc- tion	From MAP, USA, and USN	From Oth- er	Redes- igna- tion		Redes- igna- tion	Obso- lete	Recla- ma- tion	Transfer and Diversion			
										MAP	USA	USN	Oth- er
FIRST HALF FY 1964 (1 July 1963)													
CARGO (Continued)													
VC-47B	-	-	-	-	-	1	1	-	-	-	-	-	
C-47D	1	-	-	1	-	7	2	-	-	1	-	2	
VC-47D	1	-	-	1	-	4	-	-	3	-	-	1	
C-47E	-	-	-	-	-	1	-	-	1	-	-	-	
C-54D	1	-	-	1	-	2	1	-	1	-	-	-	
VC-54D	1	-	-	-	1	-	-	-	-	-	-	-	
C-54G	-	-	-	-	-	2	-	-	2	-	-	-	
C-97A	-	-	-	-	-	1	-	-	1	-	-	-	
C-97F	-	-	-	-	-	1	1	-	-	-	-	-	
C-97G	75	-	-	-	75	1	-	-	1	-	-	-	
C-97K	10	-	-	-	10	-	-	-	-	-	-	-	
NC-97K	1	-	-	-	1	-	-	-	-	-	-	-	
C-119C	5	-	1	4	-	9	-	-	1	4	-	-	
C-119G	23	-	-	23	-	35	-	-	-	24	-	-	
C-119J	-	-	-	-	-	1	-	-	-	-	-	-	
NC-121D	1	-	-	-	1	-	-	-	-	-	-	-	
C-121G	-	-	-	-	-	1	-	-	1	-	-	-	
C-123B	-	-	-	-	-	6	-	-	-	2	-	1	
YC-123H	-	-	-	-	-	1	-	-	-	-	-	-	
C-124A	-	-	-	-	-	26	26	-	-	-	-	-	
C-124C	26	-	-	-	26	-	-	-	-	-	-	-	
NC-130	-	-	-	-	-	1	-	-	1	-	-	-	
C-130A	-	-	-	-	-	1	-	-	1	-	-	-	
DC-130A	1	-	-	-	1	-	-	-	-	-	-	-	
MC-130A	-	-	-	-	-	1	1	-	-	-	-	-	
C-130B	-	-	-	-	-	5	-	-	-	5	-	-	
C-130E	75	71	-	4	-	-	-	-	-	-	-	-	
C-133A	-	-	-	-	-	1	-	-	-	-	-	-	
VC-137A	-	-	-	-	-	1	1	-	-	-	-	-	
VC-137B	1	-	-	-	1	-	-	-	-	-	-	-	
C-140B	1	1	-	-	-	-	-	-	-	-	-	-	
C-141A	4	4	-	-	-	-	-	-	-	-	-	-	
VT-29A	1	-	-	-	1	-	-	-	-	-	-	-	
VT-29B	5	-	-	-	5	-	-	-	-	-	-	-	
VT-29D	1	-	-	-	1	-	-	-	-	-	-	-	
TRAINER - TOTAL	160	123	7	2	21	273	29	-	79	90	7	14	
TB-50D	-	-	-	-	-	1	-	-	1	-	-	-	
TB-58A	1	-	-	-	1	-	-	-	-	-	-	-	
TC-45H	-	-	-	-	-	4	-	-	-	-	-	3	
TC-47D	-	-	-	-	-	1	-	-	-	-	-	-	
T-28A	-	-	-	-	-	26	19	-	-	6	-	-	
T-28B	4	-	-	4	-	6	-	-	3	1	-	-	
T-28C	3	-	-	3	-	-	-	-	-	-	-	-	
T-28D	19	-	-	-	19	25	-	-	-	24	-	-	

SECRET

DOWNGRADED AT 3 YEAR INTERVAL;
 DECLASSIFIED AFTER 12 YEARS;
 DOD DIR. 5200.10

SECRET

TABLE 43 - USAF AND COMPONENT AIRCRAFT GAINS AND LOSSES BY MISSION,

MISSION, DESIGN, AND SERIES	GAINS					Not Beyond Economic Repair							
	Total	Pro-duction	From MAP, USA, and USN	From Oth-er	Redes-ignation	Total	Redes-ignation	Obso-lete	Recla-mation	Transfer and Diversion			
										MAP	USA	USN	Oth-er
FIRST HALF FY 1964 (1 July 1963)													
<u>TRAINER (Continued)</u>													
T-29A	-	-	-	-	-	1	1	-	-	-	-	-	-
T-29B	8	-	7	1	-	7	5	-	-	-	-	1	-
ET-29C	-	-	-	-	-	1	-	-	-	-	-	-	1
T-29D	-	-	-	-	-	2	2	-	-	-	-	-	-
VT-29D	1	-	-	-	1	-	-	-	-	-	-	-	-
T-33A	1	-	-	1	-	152	2	-	71	39	-	-	10
T-34A	-	-	-	-	-	14	-	-	3	4	-	-	-
T-37B	24	24	-	-	-	8	-	-	-	1	-	-	-
T-37C	-	-	-	-	-	15	-	-	-	15	-	-	-
T-38A	72	72	-	-	-	3	-	-	-	-	-	-	-
T-39A	20	20	-	-	-	1	-	-	1	-	-	-	-
T-39D	7	7	-	-	-	6	-	-	-	-	-	6	-
<u>HELICOPTER - TOTAL</u>	<u>260</u>	<u>250</u>	<u>-</u>	<u>3</u>	<u>7</u>	<u>226</u>	<u>6</u>	<u>-</u>	<u>-</u>	<u>17</u>	<u>195</u>	<u>2</u>	<u>1</u>
UH-1B	171	171	-	-	-	161	-	-	-	2	159	-	-
YUH-1B	1	-	-	-	1	-	-	-	-	-	-	-	-
UH-1D	33	33	-	-	-	26	-	-	-	-	26	-	-
YUH-1D	-	-	-	-	-	1	-	-	-	-	1	-	-
UH-1E	-	-	-	-	-	2	-	-	-	-	-	2	-
CH-1C	-	-	-	-	-	1	-	-	-	1	-	-	-
CH-3C	8	8	-	-	-	-	-	-	-	-	-	-	-
UH-13R	1	-	-	1	-	1	-	-	-	-	-	-	1
HH-19A	-	-	-	-	-	3	-	-	-	2	-	-	-
HH-19B	1	-	-	-	1	7	2	-	-	5	-	-	-
UH-19B	2	-	-	-	2	-	-	-	-	-	-	-	-
CH-21A	-	-	-	-	-	2	-	-	-	-	2	-	-
CH-21B	1	-	-	-	1	2	-	-	-	-	-	-	-
HH-21B	1	-	-	-	1	2	2	-	-	-	-	-	-
UH-34D	5	5	-	-	-	7	-	-	-	7	-	-	-
XH-40	-	-	-	-	-	1	1	-	-	-	-	-	-
HH-43B	20	18	-	2	-	2	-	-	-	-	-	-	-
CH-47A	15	14	-	-	1	8	1	-	-	-	7	-	-
YCH-47A	1	1	-	-	-	-	-	-	-	-	-	-	-
<u>UTILITY - TOTAL</u>	<u>121</u>	<u>80</u>	<u>21</u>	<u>20</u>	<u>-</u>	<u>76</u>	<u>-</u>	<u>-</u>	<u>2</u>	<u>46</u>	<u>1</u>	<u>-</u>	<u>21</u>
TO-1B	40	8	13	19	-	21	-	-	-	-	-	-	19
O-1E	5	-	5	-	-	5	-	-	-	5	-	-	-
CSS-185	43	43	-	-	-	40	-	-	-	40	-	-	-
U-1A	3	-	3	-	-	-	-	-	-	-	-	-	-
U-3B	1	-	-	1	-	2	-	-	-	1	-	-	-
U-6A	-	-	-	-	-	4	-	-	2	-	-	-	1
U-10A	7	7	-	-	-	4	-	-	-	-	1	-	1
U-10B	22	22	-	-	-	-	-	-	-	-	-	-	-

SECRET

DOWNGRADED AT 3 YEAR INTERVALS;
DECLASSIFIED AFTER 12 YEARS.
DOD DIR. 5200.10

DESIGN, AND SERIES, WORLD-WIDE, SEMIANNUALLY - FY 1964 (CONTINUED)

LOSSES										MISSION; DESIGN, AND SERIES
Beyond Economic Repair										
Accidents		Museum or School	Natural Phenomena	Tested to Destruction	Fair Wear and Tear	Abnormal Deterioration in Use	Enemy Action on Combat Mission	Flying Accident on Combat Mission	Destroyed or Impounded	
Flying	Ground									
through 31 December 1963) (Continued)										
-	-	-	-	-	-	-	-	-	-	<u>TRAINER (Continued)</u>
1	-	-	-	-	-	-	-	-	-	T-29A
-	-	-	-	-	-	-	-	-	-	T-29B
-	-	-	-	-	-	-	-	-	-	ET-29C
-	-	-	-	-	-	-	-	-	-	T-29D
21	-	4	-	2	3	-	-	-	-	VT-29D
7	-	-	-	-	-	-	-	-	-	T-33A
7	-	-	-	-	-	-	-	-	-	T-34A
-	-	-	-	-	-	-	-	-	-	T-37B
3	-	-	-	-	-	-	-	-	-	T-37C
-	-	-	-	-	-	-	-	-	-	T-38A
-	-	-	-	-	-	-	-	-	-	T-39A
-	-	-	-	-	-	-	-	-	-	T-39D
5	-	-	-	-	-	-	-	-	-	<u>HELICOPTER - TOTAL</u>
-	-	-	-	-	-	-	-	-	-	UH-1B
-	-	-	-	-	-	-	-	-	-	YUH-1B
-	-	-	-	-	-	-	-	-	-	UH-1D
-	-	-	-	-	-	-	-	-	-	YUH-1D
-	-	-	-	-	-	-	-	-	-	UH-1E
-	-	-	-	-	-	-	-	-	-	CH-1C
-	-	-	-	-	-	-	-	-	-	CH-3C
-	-	-	-	-	-	-	-	-	-	UH-13R
1	-	-	-	-	-	-	-	-	-	HH-19A
-	-	-	-	-	-	-	-	-	-	HH-19B
-	-	-	-	-	-	-	-	-	-	UH-19B
-	-	-	-	-	-	-	-	-	-	CH-21A
2	-	-	-	-	-	-	-	-	-	CH-21B
-	-	-	-	-	-	-	-	-	-	HH-21B
-	-	-	-	-	-	-	-	-	-	UH-34D
-	-	-	-	-	-	-	-	-	-	XH-40
2	-	-	-	-	-	-	-	-	-	HH-43B
-	-	-	-	-	-	-	-	-	-	CH-47A
-	-	-	-	-	-	-	-	-	-	YCH-47A
6	-	-	-	-	-	-	-	-	-	<u>UTILITY - TOTAL</u>
-	-	-	-	-	-	-	-	-	-	TC-1D
-	-	-	-	-	-	-	-	-	-	O-1E
-	-	-	-	-	-	-	-	-	-	CSS-185
1	-	-	-	-	-	-	-	-	-	U-1A
1	-	-	-	-	-	-	-	-	-	U-3B
2	-	-	-	-	-	-	-	-	-	U-6A
-	-	-	-	-	-	-	-	-	-	U-10A
-	-	-	-	-	-	-	-	-	-	U-10B

DOWNGRADED AT 3 YEAR INTERVALS;
DECLASSIFIED AFTER 12 YEARS.
DOD DIR. 5200.10

SECRET

TABLE 43 - USAF AND COMPONENT AIRCRAFT GAINS AND LOSSES BY MISSION,

MISSION; DESIGN, AND SERIES	GAINS					Total	Not Beyond Economic Repair						
	Total	Pro-duction	From MAP, USA, and USN	From Other	Redes-ignation		Redes-ignation	Obso-lete	Recla-mation	Transfer and Diversion			
										MAP	USA	USN	Other
SECOND HALF FY 1964 (1 January)													
TOTAL	819	585	34	57	143	1,570	142	3	698	167	35	73	207
BOMBER - TOTAL	4	-	1	1	2	112	7	-	81	1	-	-	6
B-26B	4	-	1	1	2	112	7	-	81	1	-	-	6
B-26C	-	-	-	-	-	10	5	-	-	-	-	-	1
B-26K	1	-	-	-	1	2	-	-	-	-	-	-	2
YB-26K	1	-	-	-	1	-	-	-	-	-	-	-	-
B-47B	-	-	-	-	-	18	-	-	18	-	-	-	-
DB-47B	-	-	-	-	-	1	-	-	1	-	-	-	-
B-47E	-	-	-	-	-	43	1	-	36	-	-	-	-
B-52B	-	-	-	-	-	1	-	-	-	-	-	-	-
B-52D	1	-	-	1	-	2	-	-	-	-	-	-	-
B-52E	-	-	-	-	-	1	-	-	-	-	-	-	-
B-52F	-	-	-	-	-	1	-	-	-	-	-	-	-
B-57B	1	-	1	-	-	4	-	-	-	1	-	-	3
NB-57B	-	-	-	-	-	1	-	-	1	-	-	-	-
B-57C	-	-	-	-	-	1	-	-	-	-	-	-	-
B-58A	-	-	-	-	-	1	-	-	-	-	-	-	-
NB-58A	-	-	-	-	-	1	1	-	-	-	-	-	-
B-66B	-	-	-	-	-	25	-	-	25	-	-	-	-
TANKER - TOTAL	36	35	-	1	-	177	60	-	116	-	-	-	1
KB-50J	36	35	-	1	-	177	60	-	116	-	-	-	1
KB-50K	-	-	-	-	-	26	-	-	26	-	-	-	-
KC-97F	-	-	-	-	-	15	-	-	15	-	-	-	-
KC-97G	1	-	-	1	-	35	-	-	34	-	-	-	1
KC-135A	33	33	-	-	-	101	60	-	41	-	-	-	-
KC-135B	2	2	-	-	-	-	-	-	-	-	-	-	-
FIGHTER - TOTAL	298	266	4	21	7	247	5	-	63	29	-	26	22
A-1E	14	-	4	10	7	247	5	-	63	29	-	26	22
F-4B	-	-	-	-	-	27	-	-	-	-	-	24	3
F-4C	113	113	-	-	-	1	-	-	-	-	-	-	-
F-5A	6	6	-	-	-	4	4	-	-	-	-	-	-
NF-5A	3	-	-	-	3	-	-	-	-	-	-	-	-
YF-5A	1	-	-	-	1	-	-	-	-	-	-	-	-
F-5B	5	5	-	-	-	-	-	-	-	-	-	-	-
F-84F	-	-	-	-	-	28	-	-	14	-	-	-	1
F-86D	-	-	-	-	-	40	-	-	39	-	-	-	1
F-86F	-	-	-	-	-	1	-	-	1	-	-	-	-
F-86H	-	-	-	-	-	1	-	-	-	-	-	-	-
F-86L	-	-	-	-	-	5	-	-	-	-	-	-	-
JF-89D	-	-	-	-	-	1	-	-	1	-	-	-	-
F-89H	-	-	-	-	-	1	-	-	1	-	-	-	-

SECRET

DOWNGRADED AT 3 YEAR INTERVALS;
DECLASSIFIED AFTER 12 YEARS.
DOD DIR. 5200.10

DESIGN, AND SERIES, WORLD-WIDE, SEMIANNUALLY - FY 1964 (CONTINUED)

LOSSES										MISSION, DESIGN, AND SERIES
Beyond Economic Repair										
Accidents		Museum or School	Natural Phenomena	Tested to Destruction	Fair Wear and Tear	Abnormal Deterioration in Use	Enemy Action on Combat Mission	Flying Accident on Combat Mission	Destroyed or Impounded	
Flying	Ground									
1964 through 30 June 1964)										
197	2	31	1	1	-	4	-	1	1	<u>TOTAL</u>
17	-	-	-	-	-	-	-	-	-	<u>BOMBER - TOTAL</u>
4	-	-	-	-	-	-	-	-	-	B-26B
-	-	-	-	-	-	-	-	-	-	B-26C
-	-	-	-	-	-	-	-	-	-	B-26K
-	-	-	-	-	-	-	-	-	-	YB-26K
-	-	-	-	-	-	-	-	-	-	B-47B
-	-	-	-	-	-	-	-	-	-	DB-47B
6	-	-	-	-	-	-	-	-	-	B-47E
1	-	-	-	-	-	-	-	-	-	B-52B
2	-	-	-	-	-	-	-	-	-	B-52D
1	-	-	-	-	-	-	-	-	-	B-52E
1	-	-	-	-	-	-	-	-	-	B-52F
-	-	-	-	-	-	-	-	-	-	B-57B
1	-	-	-	-	-	-	-	-	-	NB-57B
1	-	-	-	-	-	-	-	-	-	B-57C
-	-	-	-	-	-	-	-	-	-	B-58A
-	-	-	-	-	-	-	-	-	-	NB-58A
-	-	-	-	-	-	-	-	-	-	B-66B
-	-	-	-	-	-	-	-	-	-	<u>TANKER - TOTAL</u>
-	-	-	-	-	-	-	-	-	-	KB-50J
-	-	-	-	-	-	-	-	-	-	KB-50K
-	-	-	-	-	-	-	-	-	-	KC-97F
-	-	-	-	-	-	-	-	-	-	KC-97G
-	-	-	-	-	-	-	-	-	-	KC-135A
-	-	-	-	-	-	-	-	-	-	KC-135B
96	3	3	-	-	-	-	-	-	-	<u>FIGHTER - TOTAL</u>
-	-	-	-	-	-	-	-	-	-	A-1E
1	-	-	-	-	-	-	-	-	-	F-4B
-	-	-	-	-	-	-	-	-	-	F-4C
-	-	-	-	-	-	-	-	-	-	F-5A
-	-	-	-	-	-	-	-	-	-	NF-5A
-	-	-	-	-	-	-	-	-	-	YF-5A
-	-	-	-	-	-	-	-	-	-	F-5B
13	-	-	-	-	-	-	-	-	-	F-84F
-	-	-	-	-	-	-	-	-	-	F-86D
-	-	-	-	-	-	-	-	-	-	F-86F
1	-	-	-	-	-	-	-	-	-	F-86H
2	-	3	-	-	-	-	-	-	-	F-86L
-	-	-	-	-	-	-	-	-	-	JF-89D
-	-	-	-	-	-	-	-	-	-	F-89H

DOWNGRADED AT 3 YEAR INTERVALS;
DECLASSIFIED AFTER 12 YEARS.
DOD DIR. 5200.10

SECRET

TABLE 43 - USAF AND COMPONENT AIRCRAFT GAINS AND LOSSES BY MISSION,

MISSION, DESIGN, AND SERIES	GAINS					Not Beyond Economic Repair							
	Total	Pro-duction	From MAP, USA, and USN	From Oth-er	Redes-ignation	Total	Redes-ignation	Obso-lete	Recla-mation	Transfer and Diversion			
										MAP	USA	USN	Oth-er
SECOND HALF FY 1964 (1 January 1964)													
FIGHTER (Continued)													
F-89J	-	-	-	-	-	5	-	-	2	-	-	-	-
F-100A	-	-	-	-	-	1	-	-	-	-	-	-	-
F-100C	-	-	-	-	-	6	-	-	1	-	-	-	-
NF-100C	-	-	-	-	-	1	-	-	-	-	-	-	-
F-100D	-	-	-	-	-	15	-	-	1	-	-	-	-
F-100F	-	-	-	-	-	3	-	-	-	-	-	-	-
F-101A	-	-	-	-	-	2	-	-	1	-	-	-	-
NF-101A	-	-	-	-	-	1	-	-	1	-	-	-	-
F-101B	-	-	-	-	-	6	-	-	-	-	-	-	-
F-101C	-	-	-	-	-	3	-	-	-	-	-	-	-
F-101F	-	-	-	-	-	3	-	-	-	-	-	-	-
F-102A	2	-	-	2	-	11	-	-	-	-	-	-	-
TF-102A	-	-	-	-	-	1	-	-	-	-	-	-	-
F-104A	1	-	-	-	1	4	-	-	-	1	-	-	-
F-104B	-	-	-	-	-	3	1	-	-	-	-	-	-
F-104D	-	-	-	-	-	1	-	-	-	-	-	-	-
F-104G	57	56	-	-	1	31	-	-	-	19	-	2	10
TF-104G	27	18	-	9	-	16	-	-	-	9	-	-	7
F-105B	-	-	-	-	-	1	-	-	-	-	-	-	-
F-105D	1	1	-	-	-	15	-	-	-	-	-	-	-
F-105F	67	67	-	-	-	2	-	-	-	-	-	-	-
F-106A	-	-	-	-	-	5	-	-	-	-	-	-	-
F-106B	-	-	-	-	-	2	-	-	1	-	-	-	-
YAT-28E	1	-	-	-	1	-	-	-	-	-	-	-	-
RECONNAISSANCE - TOTAL	33	4	15	-	14	60	10	-	27	8	-	-	1
RB-26C	1	-	-	-	-	1	-	-	-	-	-	-	-
RB-26L	2	-	-	-	-	2	-	-	-	-	-	-	-
EB-47E	-	-	-	-	-	1	-	-	1	-	-	-	-
RB-47E	-	-	-	-	-	12	-	-	12	-	-	-	-
WB-47E	-	-	-	-	-	2	-	-	-	-	-	-	-
WB-50D	-	-	-	-	-	9	-	-	9	-	-	-	-
RB-57A	-	-	-	-	-	1	-	-	-	-	-	-	-
RB-57B	-	-	-	-	-	1	1	-	-	-	-	-	-
RB-57C	-	-	-	-	-	1	-	-	-	-	-	-	-
RB-57D	-	-	-	-	-	2	-	-	2	-	-	-	-
RB-57F	3	-	-	-	3	-	-	-	-	-	-	-	-
RB-66B	-	-	-	-	-	3	-	-	-	-	-	-	-
EC-47D	-	-	-	-	-	5	-	-	-	5	-	-	-
RC-121D	-	-	-	-	-	1	1	-	-	-	-	-	-
EC-121H	8	-	-	-	8	-	-	-	-	-	-	-	-
EC-121K	-	-	-	-	-	7	7	-	-	-	-	-	-
RC-135B	1	1	-	-	-	-	-	-	-	-	-	-	-
RF-4C	2	2	-	-	-	-	-	-	-	-	-	-	-
RF-84F	15	-	15	-	-	4	-	-	1	-	-	-	-
JRF-101A	-	-	-	-	-	1	-	-	1	-	-	-	-

SECRET

DOWNGRADED AT 3 YEAR INTERVALS;
DECLASSIFIED AFTER 12 YEARS.
DOD DIR. 5200.10

SECRET

TABLE 43 - USAF AND COMPONENT AIRCRAFT GAINS AND LOSSES BY MISSION,

MISSION, DESIGN, AND SERIES	GAINS					Not Beyond Economic Repair							
	Total	Pro-duction	From MAP, USA, and USN	From Other	Redes-ignation	Total	Redes-ignation	Obso-lete	Recla-mation	Transfer and Diversion			
										MAP	USA	USN	Oth-er
SECOND HALF FY 1964 (1 January 1964)													
<u>RECONNAISSANCE (Continued)</u>													
YRF-101A	-	-	-	-	1	-	-	1	-	-	-	-	-
RF-101C	-	-	-	-	3	-	-	-	-	-	-	-	-
RF-104G	1	1	-	-	5	1	-	-	3	-	-	-	1
<u>SEARCH AND RESCUE - TOTAL</u>	<u>13</u>	-	-	-	<u>13</u>	<u>24</u>	-	<u>4</u>	<u>1</u>	-	-	-	<u>16</u>
HC-47A	-	-	-	-	3	-	-	2	-	-	-	-	-
HC-47D	-	-	-	-	2	-	-	2	-	-	-	-	-
HC-97G	13	-	-	-	13	1	-	-	-	-	-	-	-
HC-130B	-	-	-	-	1	-	-	-	-	-	-	-	1
HU-16A	-	-	-	-	15	-	-	-	1	-	-	-	14
HU-16B	-	-	-	-	2	-	-	-	-	-	-	-	1
<u>SPECIAL RESEARCH - TOTAL</u>	-	-	-	-	<u>2</u>	-	-	-	-	-	-	-	-
X-13A	-	-	-	-	2	-	-	-	-	-	-	-	-
<u>CARGO - TOTAL</u>	<u>148</u>	<u>81</u>	-	<u>1</u>	<u>66</u>	<u>269</u>	<u>17</u>	<u>1</u>	<u>116</u>	<u>51</u>	<u>5</u>	<u>20</u>	<u>30</u>
C-46A	-	-	-	-	-	36	-	-	36	-	-	-	-
C-46D	-	-	-	-	-	30	-	-	27	-	-	-	3
C-47	-	-	-	-	-	1	-	-	-	1	-	-	-
C-47A	-	-	-	-	-	49	-	1	16	11	4	-	9
VC-47A	-	-	-	-	-	2	-	-	-	-	-	-	-
C-47B	-	-	-	-	-	4	-	-	-	4	-	-	-
C-47D	1	-	-	-	1	31	-	-	15	11	-	-	1
VC-47D	-	-	-	-	-	9	1	-	2	2	-	-	1
C-54D	-	-	-	-	-	2	-	-	-	-	1	-	1
C-54G	-	-	-	-	-	1	-	-	-	1	-	-	-
C-97A	1	-	-	1	-	7	-	-	7	-	-	-	-
NC-97A	-	-	-	-	-	1	-	-	1	-	-	-	-
C-97D	-	-	-	-	-	1	-	-	1	-	-	-	-
C-97E	-	-	-	-	-	1	-	-	1	-	-	-	-
C-97G	47	-	-	-	47	-	-	-	-	-	-	-	-
NC-97G	-	-	-	-	-	1	1	-	-	-	-	-	-
NC-97K	1	-	-	-	1	-	-	-	-	-	-	-	-
C-118A	-	-	-	-	-	21	-	-	1	-	-	20	-
C-119C	-	-	-	-	-	11	-	-	9	-	-	-	-
C-119G	-	-	-	-	-	1	-	-	-	-	-	-	1
C-119J	-	-	-	-	-	25	-	-	-	12	-	-	11
C-123B	-	-	-	-	-	11	-	-	-	5	-	-	3
C-123J	-	-	-	-	-	1	-	-	-	-	-	-	-
C-124A	-	-	-	-	-	11	11	-	-	-	-	-	-
C-124C	11	-	-	-	11	2	-	-	-	-	-	-	-
C-130A	-	-	-	-	-	1	-	-	-	-	-	-	-
C-130E	73	73	-	-	-	-	-	-	-	-	-	-	-
C-135A	-	-	-	-	-	3	3	-	-	-	-	-	-

DOWNGRADED AT 3 YEAR INTERVALS;
DECLASSIFIED AFTER 12 YEARS.
DOD DIR. 5200.10

SECRET

SECRET

DESIGN, AND SERIES, WORLD-WIDE, SEMIANNUALLY - FY 1964 (CONTINUED)

LOSSES										MISSION, DESIGN, AND SERIES
Beyond Economic Repair										
Accidents		Museum or School	Natural Phenomena	Tested to Destruction	Fair Wear and Tear	Abnormal Deterioration in Use	Enemy Action on Combat Mission	Flying Accident on Combat Mission	Destroyed or Impounded	
Flying	Ground									
through 30 June 1964) (Continued)										
-	-	-	-	-	-	-	-	-	-	RECONNAISSANCE (Continued)
3	-	-	-	-	-	-	-	-	-	YRF-101A
-	-	-	-	-	-	-	-	-	-	RF-101C
-	-	-	-	-	-	-	-	-	-	RF-104G
2	1	-	-	-	-	-	-	-	-	<u>SEARCH AND RESCUE - TOTAL</u>
-	1	-	-	-	-	-	-	-	-	HC-47A
1	-	-	-	-	-	-	-	-	-	HC-47D
-	-	-	-	-	-	-	-	-	-	HC-97G
-	-	-	-	-	-	-	-	-	-	HC-130B
1	-	-	-	-	-	-	-	-	-	HU-16A
-	-	-	-	-	-	-	-	-	-	HU-16B
-	-	2	-	-	-	-	-	-	-	<u>SPECIAL RESEARCH - TOTAL</u>
-	-	2	-	-	-	-	-	-	-	X-13A
16	3	8	-	-	-	1	-	1	-	<u>CARGO - TOTAL</u>
-	-	-	-	-	-	-	-	-	-	C-46A
-	-	-	-	-	-	-	-	-	-	C-46D
-	-	-	-	-	-	-	-	-	-	C-47
4	1	3	-	-	-	-	-	-	-	C-47A
-	-	2	-	-	-	-	-	-	-	VC-47A
-	-	-	-	-	-	-	-	-	-	C-47B
3	-	-	-	-	-	1	-	-	-	C-47D
-	-	3	-	-	-	-	-	-	-	VC-47D
-	-	-	-	-	-	-	-	-	-	C-54D
-	-	-	-	-	-	-	-	-	-	C-54G
-	-	-	-	-	-	-	-	-	-	C-97A
-	-	-	-	-	-	-	-	-	-	NC-97A
-	-	-	-	-	-	-	-	-	-	C-97D
-	-	-	-	-	-	-	-	-	-	C-97F
-	-	-	-	-	-	-	-	-	-	C-97G
-	-	-	-	-	-	-	-	-	-	NC-97G
-	-	-	-	-	-	-	-	-	-	NC-97K
2	-	-	-	-	-	-	-	-	-	C-118A
-	-	-	-	-	-	-	-	-	-	C-119C
-	-	-	-	-	-	-	-	-	-	C-119G
-	2	-	-	-	-	-	-	-	-	C-119J
2	-	-	-	-	-	-	-	1	-	C-123B
1	-	-	-	-	-	-	-	-	-	C-123J
-	-	-	-	-	-	-	-	-	-	C-124A
2	-	-	-	-	-	-	-	-	-	C-124C
1	-	-	-	-	-	-	-	-	-	C-130A
-	-	-	-	-	-	-	-	-	-	C-130E
-	-	-	-	-	-	-	-	-	-	C-135A

DOWNGRADED AT 3 YEAR INTERVALS;
DECLASSIFIED AFTER 12 YEARS.
DOD DIR. 5200.10

SECRET

SECRET

TABLE 43 - USAF AND COMPONENT AIRCRAFT GAINS AND LOSSES BY MISSION.

MISSION, DESIGN, AND SERIES	GAINS					Not Beyond Economic Repair							
	Total	Pro-duction	From MAP, USA, and USN	From Other	Redes-ignation	Total	Redes-ignation	Obso-lete	Recla-mation	Transfer and Diversion			
										MAP	USA	USN	Other
SECOND HALF FY 1964 (1 January 1964)													
CARGO (Continued)													
NC-135A	3	-	-	-	3	-	-	-	-	-	-	-	
C-135B	-	-	-	-	-	1	-	-	-	-	-	-	
C-135F	6	6	-	-	-	4	-	-	4	-	-	-	
C-141A	2	2	-	-	-	-	-	-	-	-	-	-	
VT-29B	1	-	-	-	1	1	1	-	-	-	-	-	
VT-29C	1	-	-	-	1	-	-	-	-	-	-	-	
VT-29D	1	-	-	-	1	-	-	-	-	-	-	-	
TRAINER - TOTAL	<u>125</u>	<u>109</u>	-	<u>4</u>	<u>12</u>	<u>463</u>	<u>14</u>	<u>1</u>	<u>280</u>	<u>67</u>	-	<u>16</u>	<u>16</u>
T-28A	1	-	-	-	1	12	10	-	2	-	-	-	-
T-28B	-	-	-	-	-	7	-	-	-	-	-	-	-
T-28D	8	-	-	-	8	12	-	1	-	9	-	-	-
T-29B	1	-	-	1	-	-	-	-	-	-	-	-	-
T-29C	-	-	-	-	-	1	1	-	-	-	-	-	-
ET-29C	-	-	-	-	-	1	-	-	-	-	-	-	1
T-29D	-	-	-	-	-	2	1	-	1	-	-	-	-
T-33A	3	-	-	3	-	337	-	-	262	35	-	-	5
DT-33A	-	-	-	-	-	1	-	-	1	-	-	-	-
NT-33A	-	-	-	-	-	2	-	-	1	-	-	-	1
T-34A	-	-	-	-	-	27	-	-	12	-	-	-	1
T-37B	-	-	-	-	-	7	2	-	-	-	-	-	1
T-37C	23	23	-	-	-	29	-	-	-	23	-	-	6
YAT-37D	2	-	-	-	2	-	-	-	-	-	-	-	-
T-38A	70	70	-	-	-	4	-	-	-	-	-	-	-
T-39A	-	-	-	-	-	1	-	-	-	-	-	-	-
T-39D	16	16	-	-	-	17	-	-	-	-	-	16	1
TB-26C	-	-	-	-	-	2	-	-	-	-	-	-	-
TB-57E	-	-	-	-	-	1	-	-	1	-	-	-	-
TB-58A	1	-	-	-	1	-	-	-	-	-	-	-	-
HELICOPTER - TOTAL	<u>72</u>	<u>75</u>	-	<u>2</u>	<u>2</u>	<u>166</u>	<u>2</u>	<u>1</u>	<u>8</u>	<u>10</u>	<u>22</u>	<u>11</u>	<u>104</u>
UH-1B	-	-	-	-	-	52	-	-	-	-	3	-	49
UH-1D	-	-	-	-	-	8	-	-	-	-	3	-	5
YUH-1D	1	-	-	1	-	1	-	-	-	1	-	-	-
UH-1E	12	12	-	-	-	11	-	-	-	-	-	11	-
UH-1F	2	2	-	-	-	-	-	-	-	-	-	-	-
CH-3C	11	11	-	-	-	-	-	-	-	-	-	-	-
HH-19B	-	-	-	-	-	31	2	-	5	4	-	-	16
UH-19B	2	-	-	-	2	3	-	-	-	-	-	-	2
CH-21B	-	-	-	-	-	5	-	1	3	-	-	-	-
CH-34C	9	9	-	-	-	-	-	-	-	-	-	-	-
UH-34D	5	5	-	-	-	5	-	-	-	5	-	-	-
HH-43A	-	-	-	-	-	1	-	-	-	-	-	-	-
HH-43B	15	14	-	1	-	13	-	-	-	1	-	-	12
HH-43F	1	1	-	-	-	-	-	-	-	-	-	-	-

DOWNGRADED AT 3 YEAR INTERVALS;
 DECLASSIFIED AFTER 12 YEARS.
 DOD DIR. 5200.10

SECRET

DESIGN, AND SERIES, WORLD-WIDE, SEMIANNUALLY - FY 1964 (CONTINUED)

LOSSES										MISSION, DESIGN, AND SERIES
Beyond Economic Repair										
Accidents		Museum or School	Natural Phenomena	Tested to Destruction	Fair Wear and Tear	Abnormal Deterioration in Use	Enemy Action on Combat Mission	Flying Accident on Combat Mission	Destroyed or Impounded	
Flying	Ground									
through 30 June 1964) (Continued)										
-	-	-	-	-	-	-	-	-	-	CARGO (Continued)
1	-	-	-	-	-	-	-	-	-	NC-135A
-	-	-	-	-	-	-	-	-	-	C-135B
-	-	-	-	-	-	-	-	-	-	C-135F
-	-	-	-	-	-	-	-	-	-	C-141A
-	-	-	-	-	-	-	-	-	-	VT-29B
-	-	-	-	-	-	-	-	-	-	VT-29C
-	-	-	-	-	-	-	-	-	-	VT-29D
45	2	18	1	-	-	2	-	-	1	<u>TRAINER - TOTAL</u>
6	-	-	1	-	-	-	-	-	-	T-28A
2	-	-	-	-	-	-	-	-	-	T-28B
-	-	-	-	-	-	-	-	-	-	T-28D
-	-	-	-	-	-	-	-	-	-	T-29B
-	-	-	-	-	-	-	-	-	-	T-29C
-	-	-	-	-	-	-	-	-	-	ET-29C
-	-	-	-	-	-	-	-	-	-	T-29D
14	1	18	-	-	-	2	-	-	-	T-33A
-	-	-	-	-	-	-	-	-	-	DT-33A
-	-	-	-	-	-	-	-	-	-	NT-33A
12	1	-	-	-	-	-	-	-	1	T-34A
4	-	-	-	-	-	-	-	-	-	T-37B
-	-	-	-	-	-	-	-	-	-	T-37C
4	-	-	-	-	-	-	-	-	-	YAT-37D
1	-	-	-	-	-	-	-	-	-	T-38A
-	-	-	-	-	-	-	-	-	-	T-39A
2	-	-	-	-	-	-	-	-	-	T-39D
-	-	-	-	-	-	-	-	-	-	TB-26C
-	-	-	-	-	-	-	-	-	-	TB-57E
-	-	-	-	-	-	-	-	-	-	TB-58A
6	-	-	-	1	-	1	-	-	-	<u>HELICOPTER - TOTAL</u>
-	-	-	-	-	-	-	-	-	-	UH-1B
-	-	-	-	-	-	-	-	-	-	UH-1D
-	-	-	-	-	-	-	-	-	-	YUH-1D
-	-	-	-	-	-	-	-	-	-	UH-1E
-	-	-	-	-	-	-	-	-	-	UH-1F
-	-	-	-	-	-	-	-	-	-	CH-3C
3	-	-	-	-	-	1	-	-	-	HH-19B
1	-	-	-	-	-	-	-	-	-	UH-19B
1	-	-	-	-	-	-	-	-	-	CH-21B
-	-	-	-	-	-	-	-	-	-	CH-34C
-	-	-	-	-	-	-	-	-	-	UH-34D
-	-	-	-	1	-	-	-	-	-	HH-43A
-	-	-	-	-	-	-	-	-	-	HH-43B
-	-	-	-	-	-	-	-	-	-	HH-43F

DOWNGRADED AT 5 YEAR INTERVALS;
 DECLASSIFIED AFTER 12 YEARS.
 DOD DIR. 5010.10

SECRET

TABLE 43 - USAF AND COMPONENT AIRCRAFT GAINS AND LOSSES BY MISSION.

MISSION, DESIGN, AND SERIES	GAINS					Total	Not Beyond Economic Repair						
	Total	Pro-duction	From MAP, USA, and USN	From Other	Redes-ignation		Redes-ignation	Obso-lete	Recla-mation	Transfer and Diversion			
										MAP	USA	USN	Oth-er
SECOND HALF FY 1964 (1 January 1964)													
<u>HELICOPTER (Continued)</u>													
CH-47A	19	19	-	-	-	36	-	-	-	-	15	-	20
YCH-47A	2	2	-	-	-	-	-	-	-	-	-	-	-
<u>UTILITY - TOTAL</u>	<u>83</u>	<u>15</u>	<u>14</u>	<u>27</u>	<u>27</u>	<u>50</u>	<u>27</u>	-	<u>3</u>	-	<u>8</u>	-	<u>11</u>
CSS-185	-	-	-	-	-	7	7	-	-	-	-	-	-
YAO-1	-	-	-	-	-	-	-	-	-	-	-	-	-
TO-1D	-	-	-	-	-	20	20	-	-	-	-	-	-
O-1E	4	-	4	-	-	4	-	-	-	-	-	-	4
O-1F	20	-	-	-	20	1	-	-	-	-	-	-	-
U-6A	1	-	-	1	-	3	-	-	3	-	-	-	-
U-7A	10	-	3	7	-	-	-	-	-	-	-	-	-
U-10A	13	13	-	-	-	15	-	-	-	-	8	-	7
U-10B	2	2	-	-	-	-	-	-	-	-	-	-	-
U-17A	7	-	-	-	7	-	-	-	-	-	-	-	-
U-18A	4	-	3	1	-	-	-	-	-	-	-	-	-
U-18B	16	-	3	13	-	-	-	-	-	-	-	-	-
U-18C	4	-	1	3	-	-	-	-	-	-	-	-	-
U-19B	1	-	-	1	-	-	-	-	-	-	-	-	-
U-20A	1	-	-	1	-	-	-	-	-	-	-	-	-

Source: Data Applications Division, Data Services Center, Comptroller of the Air Force

SECRET

DOWNGRADED AT 3 YEAR INTERVALS;
 DECLASSIFIED AFTER 12 YEARS.
 DOD DIR. 5200.10

DESIGN, AND SERIES, WORLD-WIDE, SEMIANNUALLY - FY 1964 (CONTINUED)

LOSSES										MISSION, DESIGN, AND SERIES
Beyond Economic Repair										
Accidents		Museum or School	Natural Phenomena	Tested to Destruction	Fair Wear and Tear	Abnormal Deterioration in Use	Enemy Action on Combat Mission	Flying Accident on Combat Mission	Destroyed or Impounded	
Flying	Ground									
through 30 June 1964) (Continued)										
1	-	-	-	-	-	-	-	-	-	<u>HELICOPTER (Continued)</u>
-	-	-	-	-	-	-	-	-	-	CH-47A
										YCH-47A
<u>1</u>	-	-	-	-	-	-	-	-	-	<u>UTILITY - TOTAL</u>
-	-	-	-	-	-	-	-	-	-	CSS-185
-	-	-	-	-	-	-	-	-	-	YAO-1
-	-	-	-	-	-	-	-	-	-	TO-1D
-	-	-	-	-	-	-	-	-	-	O-1E
1	-	-	-	-	-	-	-	-	-	O-1F
-	-	-	-	-	-	-	-	-	-	U-6A
-	-	-	-	-	-	-	-	-	-	U-7A
-	-	-	-	-	-	-	-	-	-	U-10A
-	-	-	-	-	-	-	-	-	-	U-10B
-	-	-	-	-	-	-	-	-	-	U-17A
-	-	-	-	-	-	-	-	-	-	U-18A
-	-	-	-	-	-	-	-	-	-	U-18B
-	-	-	-	-	-	-	-	-	-	U-18C
-	-	-	-	-	-	-	-	-	-	U-19B
-	-	-	-	-	-	-	-	-	-	U-20A

DOWNGRADED AT 3 YEAR INTERVALS;
DECLASSIFIED AFTER 12 YEARS.
DOD DIR. 5200.10

SECRET

TABLE 44 - USAF DRONE AND MISSILE GAINS AND LOSSES BY MISSION,

(See definitions for changes in title and

MISSION, DESIGN, AND SERIES	GAINS					Total	Not Beyond Economic Repair								
	Total	Pro- duc- tion	From MAP, USA, and USN	From Other	Re- des- igna- tion		Total	Re- des- igna- tion	Com- mer- cial Sale	Obso- lete	Re- cla- ma- tion	Transfer and Diversion			
												MAP	USA	USN	Other
FIRST HALF FY 1964 (1 July															
<u>MISSILE - TOTAL . . .</u>	<u>3,227</u>	<u>356</u>	<u>21</u>	<u>1</u>	<u>2,849</u>	<u>2,970</u>	<u>2,849</u>	-	-	<u>19</u>	<u>1</u>	<u>1</u>	-	<u>5</u>	
MGM-1C	25	-	-	-	25	-	-	-	-	-	-	-	-	-	
CIIM-10A	209	-	-	-	209	-	-	-	-	-	-	-	-	-	
MIM-10A	1	-	-	-	1	1	-	-	-	1	-	-	-	-	
CIIM-10B	253	-	-	-	253	-	-	-	-	-	-	-	-	-	
MGM-13A	10	-	-	-	10	-	-	-	-	-	-	-	-	-	
MGM-13B	131	-	-	-	131	-	-	-	-	-	-	-	-	-	
YGM-13B	1	-	-	-	1	-	-	-	-	-	-	-	-	-	
CGM-13C	73	-	-	-	73	-	-	-	-	-	-	-	-	-	
YGM-13C	4	-	-	-	4	-	-	-	-	-	-	-	-	-	
CGM-16D	62	3	-	-	59	2	-	-	-	-	-	-	-	2	
CTM-16D	2	-	-	-	2	-	-	-	-	-	-	-	-	-	
CGM-16E	44	1	-	-	43	-	-	-	-	-	-	-	-	-	
XGM-16E	1	-	-	-	1	-	-	-	-	-	-	-	-	-	
CTM-16E	1	-	-	-	1	-	-	-	-	-	-	-	-	-	
HGM-16F	96	-	-	-	96	-	-	-	-	-	-	-	-	-	
PGM-17A	70	3	-	-	67	3	-	-	-	-	-	-	-	1	
XGM-17A	1	-	-	-	1	-	-	-	-	-	-	-	-	-	
PTM-17A	2	-	-	-	2	-	-	-	-	-	-	-	-	-	
PGM-19A	8	-	-	-	8	-	-	-	-	-	-	-	-	-	
ADM-20A	1	-	-	-	1	-	-	-	-	-	-	-	-	-	
ADM-20B	59	-	-	-	59	-	-	-	-	-	-	-	-	-	
ADM-20C	439	-	-	-	439	-	-	-	-	-	-	-	-	-	
HGM-25A	88	1	-	-	87	-	-	-	-	-	-	-	-	-	
XGM-25A	1	-	-	-	1	-	-	-	-	-	-	-	-	-	
HTM-25B	1	-	-	-	1	-	-	-	-	-	-	-	-	-	
LGM-25C	70	3	-	-	67	-	-	-	-	-	-	-	-	-	
XGM-25C	10	-	-	-	10	1	-	-	-	-	-	-	-	-	
AGM-28A	217	-	-	-	217	-	-	-	-	-	-	-	-	-	
ATM-28A	2	-	-	-	2	-	-	-	-	-	-	-	-	-	
AGM-28B	404	-	-	-	404	-	-	-	-	-	-	-	-	-	
LGM-30	453	39	-	-	414	2	-	-	-	-	-	-	-	-	
LGM-30A	1	-	-	-	1	-	-	-	-	-	-	-	-	-	
XGM-30A	5	1	-	-	4	-	-	-	-	-	-	-	-	-	
TM-61C	-	-	-	-	-	34	25	-	-	8	-	-	-	-	
SM-65D	13	13	-	-	-	67	59	-	-	-	-	-	-	-	
GSM-65D	-	-	-	-	-	2	2	-	-	-	-	-	-	-	
SM-65E	-	-	-	-	-	44	43	-	-	-	-	-	-	-	
GSM-65E	-	-	-	-	-	1	1	-	-	-	-	-	-	-	
XSM-65E	-	-	-	-	-	1	1	-	-	-	-	-	-	-	
SM-65F	4	4	-	-	-	98	96	-	-	-	-	-	-	-	
SM-68	3	3	-	-	-	87	87	-	-	-	-	-	-	-	
XSM-68	-	-	-	-	-	1	1	-	-	-	-	-	-	-	
GSM-68A	-	-	-	-	-	1	1	-	-	-	-	-	-	-	
SM-68B	22	22	-	-	-	67	67	-	-	-	-	-	-	-	

SECRET

DOWNGRADED AT 3 YEAR INTERVALS;
DECLASSIFIED AFTER 12 YEARS.
DOD DIR. 5200.10

DESIGN, AND SERIES, WORLD-WIDE, SEMIANNUALLY - FY 1964

stub terminology over FY 1963 table.)

LOSSES										MISSION, DESIGN, AND SERIES
Beyond Economic Repair										
Accidents		Muse-um or School	Tested to Destruction	Mission		Failure		Fair Wear and Tear	Ab-normal Deterioration in Use	
Flying	Ground			In-com-plete	Com-plete	Re-trieve	Recovery Ca-pabil-ities			
1963 through 31 December 1963)										<u>MISSILE - TOTAL</u>
1	-	1	20	6	67	-	-	-	-	
-	-	-	-	-	-	-	-	-	-	
-	-	-	-	-	-	-	-	-	-	
-	-	-	-	-	-	-	-	-	-	
-	-	-	-	-	-	-	-	-	-	
-	-	-	-	-	-	-	-	-	-	
-	-	-	-	-	-	-	-	-	-	
-	-	-	-	-	-	-	-	-	-	
-	-	-	-	-	-	-	-	-	-	
-	-	-	-	-	-	-	-	-	-	
-	-	-	-	-	-	-	-	-	-	
-	-	-	-	-	-	-	-	-	-	
-	-	-	-	-	-	-	-	-	-	
-	-	-	-	-	-	-	-	-	-	
-	-	-	-	-	-	-	-	-	-	
-	-	-	-	-	-	-	-	-	-	
-	-	-	-	-	-	-	-	-	-	
-	-	-	-	-	-	-	-	-	-	
-	-	-	-	-	-	-	-	-	-	
-	-	-	-	-	-	-	-	-	-	
-	-	-	-	-	-	-	-	-	-	
-	-	-	-	-	-	-	-	-	-	
-	-	-	-	-	-	-	-	-	-	
-	-	-	-	-	-	-	-	-	-	
-	-	-	-	-	-	-	-	-	-	
-	-	-	-	-	-	-	-	-	-	
-	-	-	-	-	-	-	-	-	-	
-	-	-	-	-	-	-	-	-	-	
-	-	-	-	-	-	-	-	-	-	
-	-	-	-	-	-	-	-	-	-	
-	-	-	-	-	-	-	-	-	-	
-	-	-	-	-	-	-	-	-	-	
-	-	-	-	-	-	-	-	-	-	
-	-	-	-	-	-	-	-	-	-	
-	-	-	-	-	-	-	-	-	-	
-	-	-	-	-	-	-	-	-	-	
-	-	-	-	-	-	-	-	-	-	
-	-	-	-	-	-	-	-	-	-	
-	-	-	-	-	-	-	-	-	-	
-	-	-	-	-	-	-	-	-	-	
-	-	-	-	-	-	-	-	-	-	
-	-	-	-	-	-	-	-	-	-	
-	-	-	-	-	-	-	-	-	-	
-	-	-	-	-	-	-	-	-	-	
-	-	-	-	-	-	-	-	-	-	
-	-	-	-	-	-	-	-	-	-	
-	-	-	-	-	-	-	-	-	-	
-	-	-	-	-	-	-	-	-	-	
-	-	-	-	-	-	-	-	-	-	
-	-	-	-	-	-	-	-	-	-	
-	-	-	-	-	-	-	-	-	-	
-	-	-	-	-	-	-	-	-	-	
-	-	-	-	-	-	-	-	-	-	
-	-	-	-	-	-	-	-	-	-	
-	-	-	-	-	-	-	-	-	-	
-	-	-	-	-	-	-	-	-	-	
-	-	-	-	-	-	-	-	-	-	
-	-	-	-	-	-	-	-	-	-	
-	-	-	-	-	-	-	-	-	-	
-	-	-	-	-	-	-	-	-	-	
-	-	-	-	-	-	-	-	-	-	
-	-	-	-	-	-	-	-	-	-	
-	-	-	-	-	-	-	-	-	-	
-	-	-	-	-	-	-	-	-	-	
-	-	-	-	-	-	-	-	-	-	
-	-	-	-	-	-	-	-	-	-	
-	-	-	-	-	-	-	-	-	-	
-	-	-	-	-	-	-	-	-	-	
-	-	-	-	-	-	-	-	-	-	
-	-	-	-	-	-	-	-	-	-	
-	-	-	-	-	-	-	-	-	-	
-	-	-	-	-	-	-	-	-	-	
-	-	-	-	-	-	-	-	-	-	
-	-	-	-	-	-	-	-	-	-	
-	-	-	-	-	-	-	-	-	-	
-	-	-	-	-	-	-	-	-	-	
-	-	-	-	-	-	-	-	-	-	
-	-	-	-	-	-	-	-	-	-	
-	-	-	-	-	-	-	-	-	-	
-	-	-	-	-	-	-	-	-	-	
-	-	-	-	-	-	-	-	-	-	
-	-	-	-	-	-	-	-	-	-	
-	-	-	-	-	-	-	-	-	-	
-	-	-	-	-	-	-	-	-	-	
-	-	-	-	-	-	-	-	-	-	
-	-	-	-	-	-	-	-	-	-	
-	-	-	-	-	-	-	-	-	-	
-	-	-	-	-	-	-	-	-	-	
-	-	-	-	-	-	-	-	-	-	
-	-	-	-	-	-	-	-	-	-	
-	-	-	-	-	-	-	-	-	-	
-	-	-	-	-	-	-	-	-	-	
-	-	-	-	-	-	-	-	-	-	
-	-	-	-	-	-	-	-	-	-	
-	-	-	-	-	-	-	-	-	-	
-	-	-	-	-	-	-	-	-	-	
-	-	-	-	-	-	-	-	-	-	
-	-	-	-	-	-	-	-	-	-	
-	-	-	-	-	-	-	-	-	-	
-	-	-	-	-	-	-	-	-	-	
-	-	-	-	-	-	-	-	-	-	
-	-	-	-	-	-	-	-	-	-	
-	-	-	-	-	-	-	-	-	-	
-	-	-	-	-	-	-	-	-	-	
-	-	-	-	-	-	-	-	-	-	
-	-	-	-	-	-	-	-	-	-	
-	-	-	-	-	-	-	-	-	-	
-	-	-	-	-	-	-	-	-	-	
-	-	-	-	-	-	-	-	-	-	
-	-	-	-	-	-	-	-	-	-	
-	-	-	-	-	-	-	-	-	-	
-	-	-	-	-	-	-	-	-	-	
-	-	-	-	-	-	-	-	-	-	
-	-	-	-	-	-	-	-	-	-	
-	-	-	-	-	-	-	-	-	-	
-	-	-	-	-	-	-	-	-	-	
-	-	-	-	-	-	-	-	-	-	
-	-	-	-	-	-	-	-	-	-	
-	-	-	-	-	-	-	-	-	-	
-	-	-	-	-	-	-	-	-	-	
-	-	-	-	-	-	-	-	-	-	
-	-	-	-	-	-	-	-	-	-	
-	-	-	-	-	-	-	-	-	-	
-	-	-	-	-	-	-	-	-	-	
-	-	-	-	-	-	-	-	-	-	
-	-	-	-	-	-	-	-	-	-	
-	-	-	-	-	-	-	-	-	-	
-	-	-	-	-	-	-	-	-	-	
-	-	-	-	-	-	-	-	-	-	
-	-	-	-	-	-	-	-	-	-	
-	-	-	-	-	-	-	-	-	-	
-	-	-	-	-	-	-	-	-	-	
-	-	-	-	-	-	-	-	-	-	
-	-	-	-	-	-	-	-	-	-	
-	-	-	-	-	-	-	-	-	-	
-	-	-	-	-	-	-	-	-	-	
-	-	-	-	-	-	-	-	-	-	
-	-	-	-	-	-	-	-	-	-	
-	-	-	-	-	-	-	-	-	-	
-	-	-	-	-</						

SECRET

TABLE 44 - USAF DRONE AND MISSILE GAINS AND LOSSES BY MISSION,

MISSION, DESIGN, AND SERIES	GAINS					Not Beyond Economic Repair								
	Total	Pro- duc- tion	From MAP, USA, and USN	From Other	Re- des- igna- tion	Total	Re- des- igna- tion	Com- mer- cial Sale	Obso- lete	Re- cla- ma- tion	Transfer and Diversion			
											MAP	USA	USN	Other
FIRST HALF FY 1964 (1 July)														
MISSILES (Continued)														
XSM-65B	1	1	-	-	-	14	10	-	-	-	-	-	-	
GAM-72	-	-	-	-	-	2	1	-	-	1	-	-	-	
GAM-72A	-	-	-	-	-	201	201	-	-	-	-	-	-	
GAM-72B	142	-	-	-	142	439	439	-	-	-	-	-	-	
SM-75	49	27	21	1	-	78	67	-	-	-	-	-	2	
GSM-75	-	-	-	-	-	2	2	-	-	-	-	-	-	
XSM-75	-	-	-	-	-	1	1	-	-	-	-	-	-	
TM-76	-	-	-	-	-	10	10	-	-	-	-	-	-	
TM-76A	-	-	-	-	-	145	143	-	-	2	-	-	-	
YTM-76A	-	-	-	-	-	3	2	-	-	1	-	-	-	
TM-76B	12	-	-	-	12	79	72	-	-	3	-	-	-	
YTM-76B	-	-	-	-	-	7	4	-	-	3	-	-	-	
GAM-77	-	-	-	-	-	220	217	-	-	-	-	-	-	
GGM-77	-	-	-	-	-	1	1	-	-	-	-	-	-	
GXM-77	-	-	-	-	-	1	1	-	-	-	-	-	-	
GAM-77A	-	-	-	-	-	407	404	-	-	-	-	-	-	
SM-78	-	-	-	-	-	11	8	-	-	-	1	1	-	
SM-80	204	204	-	-	-	421	414	-	-	-	-	-	-	
XSM-80	6	6	-	-	-	11	4	-	-	-	-	-	-	
SM-80A	-	-	-	-	-	1	1	-	-	-	-	-	-	
SRM-81	10	10	-	-	-	1	-	-	-	-	-	-	-	
XRM-81	13	13	-	-	-	13	1	-	-	-	-	-	-	
IM-99A	-	-	-	-	-	216	209	-	-	-	-	-	-	
GIM-99A	-	-	-	-	-	1	1	-	-	-	-	-	-	
IM-99B	-	-	-	-	-	272	253	-	-	-	-	-	-	
XRS-1	3	2	-	-	1	1	-	-	-	-	-	-	-	
DRONE - TOTAL	292	111	1	-	180	329	180	-	-	1	-	-	87	
QB-47E	-	-	-	-	-	1	-	-	-	-	-	-	-	
QF-80F	-	-	-	-	-	4	-	-	-	-	-	-	-	
QF-104A	-	-	-	-	-	2	-	-	-	-	-	-	-	
Q-2C	97	96	1	-	-	309	180	-	-	1	-	-	77	
BQM-34A	195	15	-	-	180	13	-	-	-	-	-	-	10	
SECOND HALF FY 1964 (1 January)														
MISSILE - TOTAL	847	293	-	35	519	813	519	1	41	35	-	-	51	
MGM-1C	-	-	-	-	-	25	-	-	1	24	-	-	-	
CIM-10A	34	-	-	34	-	41	-	-	39	1	-	-	-	
CIM-10B	-	-	-	-	-	4	-	-	-	-	-	-	-	
MGM-13A	-	-	-	-	-	10	10	-	-	-	-	-	-	

DOWNGRADED AT 3 YEAR INTERVALS;
DECLASSIFIED AFTER 12 YEARS.
DOD DIR. 5200.10

DESIGN, AND SERIES, WORLD-WIDE, SEMIANNUALLY - FY 1964 (CONTINUED)

LOSSES										MISSION, DESIGN, AND SERIES
Beyond Economic Repair										
Accidents		Museum or School	Tested to Destruction	Mission		Failure		Fair Wear and Tear	Ab- normal Deter- ioration in Use	
Flying	Ground			In- com- plete	Com- plete	Re- trieve	Recovery Ca- pabil- ities			
1963 through 31 December 1963)(Continued)										
-	-	-	-	-	4	-	-	-	-	MISSILES (Continued)
-	-	-	-	-	-	-	-	-	-	XSM-65B
-	-	-	-	-	-	-	-	-	-	GAM-72
-	-	-	-	-	-	-	-	-	-	GAM-72A
-	-	-	-	-	9	-	-	-	-	GAM-72B
-	-	-	-	-	-	-	-	-	-	SM-75
-	-	-	-	-	-	-	-	-	-	GSM-75
-	-	-	-	-	-	-	-	-	-	XSM-75
-	-	-	-	-	-	-	-	-	-	TM-76
-	-	-	-	-	-	-	-	-	-	TM-76A
-	-	-	2	-	2	-	-	-	-	YTM-76A
-	-	-	-	-	-	-	-	-	-	TM-76B
-	-	-	3	-	-	-	-	-	-	YTM-76B
-	-	-	-	-	-	-	-	-	-	GAM-77
-	-	-	-	-	-	-	-	-	-	GGM-77
-	-	-	3	-	-	-	-	-	-	GXM-77
-	-	1	-	-	-	-	-	-	-	GAM-77A
-	-	-	4	-	3	-	-	-	-	SM-78
-	-	-	-	3	4	-	-	-	-	SM-80
-	-	-	-	-	1	-	-	-	-	XSM-80
-	-	-	-	-	12	-	-	-	-	SM-80A
-	-	-	4	-	3	-	-	-	-	SRM-81
-	-	-	-	-	-	-	-	-	-	XRM-81
-	-	-	2	-	17	-	-	-	-	IM-99A
-	-	-	-	-	1	-	-	-	-	CIM-99A
-	-	-	-	-	-	-	-	-	-	IM-99B
-	-	-	-	-	-	-	-	-	-	XRS-1
<u>1 a/</u>	-	-	<u>37</u>	<u>3</u>	<u>3</u>	<u>6</u>	<u>11</u>	-	-	<u>DRONE - TOTAL</u>
-	-	-	4	-	1	-	-	-	-	QB-47E
-	-	-	2	-	-	-	-	-	-	QF-80F
<u>1 a/</u>	-	-	31	3	2	6	8	-	-	QF-104A
-	-	-	-	-	-	-	3	-	-	Q-2C
-	-	-	-	-	-	-	-	-	-	BQM-34A
1964 through 30 June 1964)										
<u>1</u>	<u>1</u>	-	<u>63</u>	<u>9</u>	<u>90</u>	-	-	<u>2</u>	-	<u>MISSILE - TOTAL</u>
-	-	-	-	-	-	-	-	-	-	MGM-1C
-	-	-	4	-	-	-	-	1	-	CIM-10A
-	-	-	-	-	-	-	-	-	-	CIM-10B
-	-	-	-	-	-	-	-	-	-	MGM-13A

DOWNGRADED AT 3 YEAR INTERVALS;
DECLASSIFIED AFTER 12 YEARS.
DOD DIR. 5200.10

SECRET

TABLE 44 - USAF DRONE AND MISSILE GAINS AND LOSSES BY MISSION.

MISSION, DESIGN, AND SERIES	GAINS					Not Beyond Economic Repair								
	Total	Pro- duc- tion	From MAP, USA, and USN	From Other	Re- des- igna- tion	Total	Re- des- igna- tion	Com- mer- cial Sale	Obso- lete	Re- cla- ma- tion	Transfer and Diversion			
											MAP	USA	USN	Other
SECOND HALF FY 1964 (1 January 1964)														
MISSILES (Continued)														
MGM-13B	1	-	-	-	1	16	-	-	-	10	-	-	-	-
CGM-13C	9	-	-	-	9	6	-	-	-	-	-	-	-	-
YGM-13C	-	-	-	-	-	1	-	-	-	-	-	-	-	1
CGM-16D	11	11	-	-	-	24	-	-	-	-	-	-	-	-
CGM-16E	2	2	-	-	-	4	-	-	-	-	-	-	-	-
XGM-16E	-	-	-	-	-	1	-	-	-	-	-	-	-	-
HGM-16F	2	2	-	-	-	7	-	-	-	-	-	-	-	-
PGM-17A	12	12	-	-	-	16	-	-	-	-	-	-	-	4
XGM-17A	-	-	-	-	-	1	-	-	-	-	-	-	-	-
PGM-19A	-	-	-	-	-	8	-	-	-	-	-	-	-	6
ADM-20B	-	-	-	-	-	9	-	-	-	-	-	-	-	-
ADM-20C	-	-	-	-	-	5	-	-	-	-	-	-	-	-
HGM-25A	4	4	-	-	-	9	-	-	-	-	-	-	-	-
XGM-25A	-	-	-	-	-	1	-	-	-	-	-	-	-	-
LGM-25C	11	11	-	-	-	2	-	-	-	-	-	-	-	-
XGM-25C	-	-	-	-	-	8	-	-	-	-	-	-	-	-
AGM-28A	1	-	-	1	-	8	-	-	-	-	-	-	-	-
AGM-28B	-	-	-	-	-	9	-	-	-	-	-	-	-	-
LGM-30	60	60	-	-	-	511	509	-	-	-	-	-	-	-
LGM-30A	172	4	-	-	168	13	-	-	-	-	-	-	-	-
XGM-30A	4	4	-	-	-	7	-	-	-	-	-	-	-	-
LGM-30B	510	169	-	-	341	15	-	-	-	-	-	-	-	-
SRM-81	10	10	-	-	-	24	-	-	1	-	-	-	-	22
XRM-81	3	3	-	-	-	26	-	-	-	-	-	-	-	18
X-7A	-	-	-	-	-	1	-	1	-	-	-	-	-	-
XRS-1	1	1	-	-	-	1	-	-	-	-	-	-	-	-
DRONE - TOTAL	105	100	2	3	-	98	-	-	-	1	-	-	51	10
QB-47E	-	-	-	-	-	1	-	-	-	-	-	-	-	-
QF-80F	-	-	-	-	-	1	-	-	-	-	-	-	-	-
QF-104A	-	-	-	-	-	2	-	-	-	-	-	-	-	-
BQM-34A	105	100	2	3	-	94	-	-	-	1	-	-	51	10

a/ Loss due to combat mission.

Source: Data Applications Division, Data Services Center, Comptroller of the Air Force

SECRET

DOWNGRADED AT 3 YEAR INTERVALS;
DECLASSIFIED AFTER 12 YEARS.
DOD DIR. 5200.10

DESIGN, AND SERIES, WORLD-WIDE, SEMIANNUALLY - FY 1964 (CONTINUED)

LOSSES										MISSION, DESIGN, AND SERIES
Beyond Economic Repair										
Accidents		Muse- um or School	Tested to Destruc- tion	Mission		Failure		Fair Wear and Tear	Ab- normal Deter- iora- tion in Use	
Flying	Ground			In- com- plete	Com- plete	Re- trieve	Recovery Ca- pabil- ities			
through 30 June 1964) (Continued)										
-	-	-	6	-	-	-	-	-	-	MISSILES (Continued)
-	-	-	6	-	-	-	-	-	-	MGM-13B
-	-	-	-	-	-	-	-	-	-	CGM-13C
-	-	-	-	3	21	-	-	-	-	YGM-13C
-	-	-	-	3	1	-	-	-	-	CGM-16D
-	-	-	-	-	1	-	-	-	-	CGM-16E
-	-	-	1	1	5	-	-	-	-	XGM-16E
-	-	-	1	-	11	-	-	-	-	HGM-16F
-	-	-	-	-	1	-	-	-	-	PGM-17A
-	-	-	-	-	1	-	-	-	-	XGM-17A
-	1	-	1	-	-	-	-	-	-	PGM-19A
-	-	-	5	-	4	-	-	-	-	ADM-20B
-	-	-	2	-	3	-	-	-	-	ADM-20C
-	-	-	-	1	8	-	-	-	-	HGM-25A
-	-	-	-	-	1	-	-	-	-	XGM-25A
-	-	-	-	-	1	-	-	1	-	LGM-25C
1	-	-	-	-	7	-	-	-	-	XGM-25C
-	-	-	8	-	-	-	-	-	-	AGM-28A
-	-	-	9	-	-	-	-	-	-	AGM-28B
-	-	-	1	-	1	-	-	-	-	LGM-30
-	-	-	10	1	2	-	-	-	-	LGM-30A
-	-	-	2	-	5	-	-	-	-	XGM-30A
-	-	-	7	-	8	-	-	-	-	LGM-30B
-	-	-	-	-	1	-	-	-	-	SRM-81
-	-	-	-	-	8	-	-	-	-	XRM-81
-	-	-	-	-	-	-	-	-	-	X-7A
-	-	-	-	-	1	-	-	-	-	XRS-1
<u>1</u>	-	-	<u>21</u>	<u>3</u>	<u>4</u>	<u>6</u>	<u>1</u>	-	-	<u>DRONE - TOTAL</u>
-	-	-	1	-	-	-	-	-	-	QB-47E
-	-	-	1	-	-	-	-	-	-	QF-80F
-	-	-	2	-	-	-	-	-	-	QF-104A
1	-	-	17	3	4	6	1	-	-	BQM-34A

DOWNGRADED AT 3 YEAR INTERVALS;
DECLASSIFIED AFTER 12 YEARS.
DOD DIR. 5200.10

MATERIEL (CONTINUED)**PROPULSION UNITS****INTRODUCTION**

Data on production and inventory of aircraft, missile, and drone engines are presented in this section. Engine production data are obtained under the provisions of AFR 70-11, dated, 4 October 1957, while engine inventory data are obtained under the provisions of AFM 400-1, dated, 15 November 1963.

DEFINITIONS

ACCEPTANCES - A propulsion unit that has been shop-assembled and fully inspected by authorized USAF or Navy plant representatives, and for which the title, responsibility, and accountability have been assumed by the contracting agency or recipient.

INSTALLED ENGINE - Serviceable or reparable propulsion units that are either physically mounted on aircraft, missile or drone or undergoing organizational maintenance for reinstallation in an aircraft, missile, or drone.

REPARABLE ENGINE - A propulsion unit operationally unsuitable for installation requiring depot overhaul, field maintenance, or Technical Order Compliance or modification (grounding TOC). Also, one used for Unsatisfactory Reported (U.R.) exhibit, calibration or test, or engineering evaluation.

SERVICEABLE ENGINE - A propulsion unit determined to be operationally suitable for installation, including units requiring or undergoing build-up, organizational maintenance, TOC or modification other than ground TOC, and those ready for use.

UNINSTALLED ENGINE (formerly designated as SPARE) - A propulsion unit available for distribution or installation, with or without controls or built-up accessories which convert it to a power pack.

CONFIDENTIAL

TABLE 45 - USAF PROPULSION UNIT ACCEPTANCES BY TYPE AND RECIPIENT - FY 1964

(Excludes experimental, remanufactured, and mock-up engine production)

TYPE	TOTAL	USAF FOR US AIR FORCE	USAF FOR US ARMY	USAF FOR US NAVY
<u>TOTAL</u>	<u>4,804</u>	<u>2,770</u>	<u>909</u>	<u>1,125</u>
<u>JET - TOTAL</u>	<u>2,258</u>	<u>1,974</u>	-	<u>284</u>
J57	170	170	-	-
J60	34	34	-	-
J69	317	317	-	-
J75	103	103	-	-
J79	1,047	a/ 763	-	284
J85	490	b/ 490	-	-
TF33	97	97	-	-
<u>TURBO-PROP - TOTAL</u>	<u>2,380</u>	<u>796</u>	<u>909</u>	<u>675</u>
T50	116	-	-	116
T53	833	18	815	-
T55	94	-	94	-
T56	970	664	-	306
T58	320	82	-	238
T64	47	32	-	15
<u>RECIPROCATING - TOTAL</u>	<u>166</u>	-	-	<u>166</u>
R1820	166	-	-	166

a/ Includes 73 J79's for Military Assistance Program.
 b/ Includes 135 J85's for Military Assistance Program.

Source: Data Applications Division, Data Services Center, Comptroller of the Air Force.

DOWNGRADED AT 3 YEAR INTERVALS;
 DECLASSIFIED AFTER 12 YEARS.
 DOD DIR. 5200.10

CONFIDENTIAL

TABLE 46 - USAF PROPULSION UNIT ACCEPTANCES OF MODELS IN PRODUCTION BY MANUFACTURER, BY MONTH - FY 1964

MANUFACTURER AND MODEL DESIGNATION	UTILIZATION	TOTAL ACCEPTED TO DATE	TOTAL ACCEPTED PRIOR TO 1 JUL 63	TOTAL	ACCEPTANCE FOR FY 1964													
					Jul (1963)	Aug	Sep	Oct	Nov	Dec	Jan (1964)	Feb	Mar	Apr	May	Jun		
ALL SERVICES - TOTAL					<u>4,804</u>	<u>373</u>	<u>353</u>	<u>419</u>	<u>417</u>	<u>396</u>	<u>443</u>	<u>347</u>	<u>369</u>	<u>403</u>	<u>401</u>	<u>401</u>	<u>482</u>	
USAF FOR AIR FORCE																		
TOTAL					<u>2,562</u>	<u>225</u>	<u>192</u>	<u>220</u>	<u>241</u>	<u>229</u>	<u>244</u>	<u>176</u>	<u>191</u>	<u>227</u>	<u>191</u>	<u>180</u>	<u>246</u>	
Allison - Total					<u>664</u>	<u>60</u>	<u>66</u>	<u>68</u>	<u>72</u>	<u>64</u>	<u>58</u>	<u>55</u>	<u>49</u>	<u>56</u>	<u>52</u>	<u>35</u>	<u>29</u>	
T56-A-7	SC/HC/C-130B/C/E HC-130E/H	2,196 6	1,538 -	658	60	66	68	72	64	58	55	49	56	52	35	29		
T56-A-15				-	-	-	-	-	-	-	-	-	-	-	-	48	34	28
Continental A and E - Total					<u>317</u>	<u>24</u>	<u>27</u>	<u>27</u>	<u>25</u>	<u>26</u>	<u>27</u>	<u>30</u>	<u>26</u>	<u>30</u>	<u>25</u>	<u>26</u>	<u>24</u>	
T69-T-25	T-37A/B/C XJ/Q-2C	912 1,016	796 815	116	8	10	8	10	9	10	13	11	12	9	8	8		
YJ/J69-T-29				201	16	17	19	15	17	17	17	15	18	18	16	18	18	16
General Electric - Total .					<u>1,159</u>	<u>62</u>	<u>76</u>	<u>95</u>	<u>86</u>	<u>93</u>	<u>115</u>	<u>61</u>	<u>87</u>	<u>118</u>	<u>98</u>	<u>108</u>	<u>160</u>	
J79-GE-15	RF/F-4C T-38A CH-3C; HX-2 CH-3B/C; SH-3A XC-142	747 1,301 63 23 33	57 946 4 - 1	690	24	38	45	47	56	56	45	53	86	63	72	105		
J85-GE-5/5A				355	34	34	38	30	48	24	24	24	24	24	24	24	24	41
T58-GE-1				59	4	4	8	6	3	6	6	6	6	6	6	4	2	2
T58-GE-3				23	-	-	1	1	-	1	-	2	2	2	2	3	3	10
T64-GE-1				32	-	-	3	2	4	4	4	4	2	-	-	4	7	2
T64-GE-1				33	1	32	-	-	3	2	4	4	4	2	-	-	4	7
Lycoming - Total					<u>18</u>	<u>4</u>	-	-	-	-	-	<u>6</u>	<u>7</u>	<u>1</u>	-	-		
T53-L-1B	HH-43B	286	268	18	4	-	-	-	-	-	-	6	7	1	-	-		
Pratt and Whitney - Total.					<u>404</u>	<u>75</u>	<u>23</u>	<u>30</u>	<u>58</u>	<u>46</u>	<u>44</u>	<u>30</u>	<u>23</u>	<u>16</u>	<u>15</u>	<u>11</u>	<u>33</u>	
J57-P-59W	RC/KC/C-135A T-39A/B F-105F/D C-141A RC/KC-135B	2,390 449 852 102 15	2,220 415 749 20 -	170	46	9	-	32	28	28	14	8	5	(Complete)	(Complete)			
J60-P-3/3A				34	10	5	10	9	(Complete)									
J75-P-19W				103	13	5	13	11	11	10	10	10	7	7	7	3	3	3
TF33-P-7				82	6	4	7	6	7	6	6	5	4	8	8	8	15	15
TF33-P-9				15	-	15	-	-	-	-	-	-	-	-	-	-	-	-

DOWNGRADED AT 3 YEAR INTERVALS;
 DECLASSIFIED AFTER 12 YEARS.
 DOD DIR. 5200.10

CONFIDENTIAL

TABLE 46 - USAF PROPULSION UNIT ACCEPTANCES OF MODELS IN PRODUCTION BY MANUFACTURER, BY MONTH - FY 1964 (CONTINUED)

		USAF FOR MILITARY ASSISTANCE PROGRAM (MAP)														
<u>TOTAL</u>				<u>208</u>	<u>8</u>	<u>8</u>	<u>15</u>	<u>17</u>	<u>14</u>	<u>19</u>	<u>17</u>	<u>15</u>	<u>16</u>	<u>22</u>	<u>19</u>	<u>38</u>
<u>General Electric - Total</u>				<u>208</u>	<u>8</u>	<u>8</u>	<u>15</u>	<u>17</u>	<u>14</u>	<u>19</u>	<u>17</u>	<u>15</u>	<u>16</u>	<u>22</u>	<u>19</u>	<u>38</u>
J79-GE-11A	TF/RF/F-104/G	489	416	73	4	2	7	9	6	8	8	5	5	9	4	6
J79-GE-13	F-5A/B	138	3	135	4	6	8	8	8	11	9	10	11	13	15	32
		USAF FOR US ARMY														
<u>TOTAL</u>				<u>909</u>	<u>65</u>	<u>71</u>	<u>77</u>	<u>77</u>	<u>69</u>	<u>64</u>	<u>62</u>	<u>64</u>	<u>66</u>	<u>92</u>	<u>102</u>	<u>100</u>
<u>Lycoming - Total</u>				<u>909</u>	<u>65</u>	<u>71</u>	<u>77</u>	<u>77</u>	<u>69</u>	<u>64</u>	<u>62</u>	<u>64</u>	<u>66</u>	<u>92</u>	<u>102</u>	<u>100</u>
T53-L-7	OV-1A	197	79	118	19	19	20	20	2	-	-	-	-	10	14	14
T53-L-9	UH-1B/D	572	499	73	44	19	7	3	(Complete)			-	-	10	14	14
T53-L-11/A	UH-1B/D/E; HH-43F	624	-	624	-	27	42	46	58	56	56	58	60	72	74	75
T55-L-7	CH-47A	94	-	94	2	6	8	8	9	8	6	6	6	10	14	11
		USAF FOR US NAVY														
<u>TOTAL</u>				<u>1,125</u>	<u>75</u>	<u>82</u>	<u>107</u>	<u>82</u>	<u>84</u>	<u>116</u>	<u>92</u>	<u>99</u>	<u>94</u>	<u>96</u>	<u>100</u>	<u>98</u>
<u>Allison - Total</u>				<u>306</u>	<u>26</u>	<u>27</u>	<u>26</u>	<u>26</u>	<u>27</u>	<u>27</u>	<u>26</u>	<u>26</u>	<u>24</u>	<u>25</u>	<u>24</u>	<u>22</u>
T56-A-8	E-2A	123	66	57	3	7	5	5	6	6	6	5	4	4	3	3
T56-A-10W	P-3A	582	333	249	23	20	21	21	21	21	20	21	20	21	21	19
<u>Boeing - Total</u>				<u>6</u>	<u>10</u>	<u>10</u>	<u>10</u>	<u>10</u>	<u>10</u>	<u>10</u>	<u>10</u>	<u>10</u>	<u>10</u>	<u>10</u>	<u>10</u>	<u>10</u>
T50-BO-8A	QH-50C	155	39	116	6	10	10	10	10	10	10	10	10	10	10	10
<u>General Electric - Total</u>				<u>537</u>	<u>37</u>	<u>40</u>	<u>61</u>	<u>34</u>	<u>37</u>	<u>58</u>	<u>40</u>	<u>48</u>	<u>45</u>	<u>43</u>	<u>47</u>	<u>47</u>
J79-GE-8/8A	F-4B, A-5A/B/C	1,383	1,099	284	24	18	40	12	13	29	28	26	25	23	23	23
T58-GE-8/B/C	SH-3A, UH-2A, CH-46A	1,039	830	209	13	19	18	17	20	25	8	18	18	18	19	16
T58-GE-8B(Coast Guard)	HH-52A; HU-2S/1G	60	31	29	-	3	3	5	4	2	2	2	2	2	2	2
T64-GE-6	CH-53A	15	-	15	-	-	-	-	-	2	2	2	-	-	3	6
<u>Wright-Aero - Total</u>				<u>166</u>	<u>6</u>	<u>5</u>	<u>10</u>	<u>12</u>	<u>10</u>	<u>21</u>	<u>16</u>	<u>15</u>	<u>15</u>	<u>18</u>	<u>19</u>	<u>19</u>
R1820-82A/WA	S-2A, E-1B	824	710	114	6	5	10	10	10	10	10	10	10	11	12	10
R1820-84/A/C/D	SH-34G, UH-34D	335	283	52	-	-	-	2	-	11	6	5	5	7	7	9

DOWNGRADED AT 3 YEAR INTERVALS;
DECLASSIFIED AFTER 12 YEARS.
DOD DIR. 5200.10

CONFIDENTIAL

11

TABLE 46 - USAF PROPULSION UNIT ACCEPTANCES OF MODELS IN PRODUCTION BY MANUFACTURER, BY MONTH - FY 1964 (CONTINUED)

MANUFACTURER AND MODEL DESIGNATION	UTILIZATION	TOTAL ACCEPTED TO DATE	TOTAL ACCEPTED PRIOR TO 1 JUL 63	TOTAL												
					Jul (1963)	Aug	Sep	Oct	Nov	Dec	Jan (1964)	Feb	Mar	Apr	May	Jun
SOLID PROPELLANT ROCKET ENGINES (NOT INCLUDED IN ABOVE TOTALS)																
<u>TOTAL</u>				<u>761</u>	<u>141</u>	<u>60</u>	<u>52</u>	<u>297</u>	<u>11</u>	<u>200</u>						
<u>Army Ordnance</u>																
M58-A-2	AIM-4A/B/C/D	30,729	30,139	590	101	32	-	257	-	200	(Complete)					
<u>Redstone Arsenal</u>																
XM-60	GAR-11/A	2,813	2,642	171	40	28	52	40	11	(Complete)						

Source: Data Applications Division, Data Services Center, Comptroller of the Air Force.

CONFIDENTIAL

DOWNGRADED AT 3 YEAR INTERVALS;
DECLASSIFIED AFTER 12 YEARS.
DOD DIR. 5200.10

CONFIDENTIAL

115

TABLE 47 - USAF PROPULSION UNITS BY ACCOUNT, BY MAJOR TYPE, BY STATUS, WORLD-WIDE, SEMIANNUALLY - FY 1964

ACCOUNT AND MAJOR TYPE	31 DECEMBER 1963					30 JUNE 1964				
	Total	In- stalled Total	Uninstalled			Total	In- stalled Total	Uninstalled		
			Total	Ser- vice- able	Repar- able			Total	Ser- vice- able	Repar- able
TOTAL	67,293	45,652	21,641	10,515	11,126	65,934	44,988	20,946	10,326	10,620
JET - TOTAL	39,312	28,075	11,237	5,148	6,089	38,552	27,838	10,714	4,879	5,835
RAM JET - TOTAL	966	905	61	36	25	957	738	219	199	20
TURBO-PROP - TOTAL	3,846	2,305	1,541	951	590	4,168	2,611	1,557	926	631
LIQUID ROCKET - TOTAL	2,083	1,264	819	545	274	2,139	1,276	863	539	324
RECIPROCATING - TOTAL	21,086	13,103	7,983	3,835	4,148	20,118	12,525	7,593	3,783	3,810
US AIR FORCE - TOTAL	58,274	40,363	17,911	7,776	10,135	56,656	39,557	17,099	7,483	9,616
Jet	35,287	25,791	9,496	3,882	5,614	34,154	25,262	8,892	3,497	5,395
Ram Jet	961	904	57	35	22	955	737	218	198	20
Turbo-Prop.	3,392	2,271	1,121	572	549	3,732	2,588	1,144	554	590
Liquid Rocket	1,496	1,077	419	188	231	1,604	1,108	496	213	283
Reciprocating	17,138	10,320	6,818	3,099	3,719	16,211	9,862	6,349	3,021	3,328
BALTIMENT - TOTAL	726	307	419	85	334	704	323	381	92	289
Jet	225	86	139	63	76	232	111	121	68	53
Ram Jet	1	-	1	1	-	1	-	1	1	-
Turbo-Prop.	29	20	9	6	3	14	9	5	2	3
Reciprocating	471	201	270	15	255	457	203	254	21	233
US ARMY - TOTAL	-	-	-	-	-	13	-	13	1	12
Reciprocating	-	-	-	-	-	13	-	13	1	12
GOVERNMENT FURNISHED PROPERTY -										
TOTAL	819	560	259	205	54	1,017	711	306	224	82
Jet	646	441	205	156	49	791	626	165	124	41
Turbo-Prop.	10	4	6	5	1	16	-	16	13	3
Liquid Rocket	2	-	2	-	2	4	-	4	-	4
Reciprocating	161	115	46	44	2	206	85	121	87	34
MILITARY ASSISTANCE PROGRAM-TOTAL	8	-	2	2	-	9	-	9	-	9
Jet	1	-	1	1	-	-	-	-	-	-
Reciprocating	1	-	1	1	-	-	-	-	-	-
Turbo-Prop.	-	-	-	-	-	9	-	9	-	9
GOVERNMENT FURNISHED AIRCRAFT										
EQUIPMENT - TOTAL	1,828	325	1,503	1,477	26	1,844	323	1,521	1,490	31
Jet	902	138	764	752	12	993	170	823	808	15
Turbo-Prop.	378	5	373	367	6	370	9	361	356	5
Liquid Rocket	526	162	364	357	7	480	144	336	326	10
Reciprocating	22	20	2	1	1	1	-	1	-	1
EXCESS - TOTAL	1	1	-	-	-	1	1	-	-	-
Reciprocating	1	1	-	-	-	1	1	-	-	-
AIR NATIONAL GUARD BUREAU - TOTAL	3,356	2,517	839	612	227	3,442	2,516	926	672	254
Jet	1,874	1,433	441	262	179	1,993	1,469	524	339	185
Reciprocating	1,482	1,084	398	350	48	1,449	1,047	402	333	69
AIR FORCE RESERVE - TOTAL	1,643	1,293	350	322	28	1,615	1,257	358	320	38
Jet	-	-	-	-	-	3	1	2	2	-
Reciprocating	1,643	1,293	350	322	28	1,612	1,256	356	318	38

DOWNGRADED AT 3 YEAR INTERVALS;
 DECLASSIFIED AFTER 12 YEARS.
 DOD DIR. 5200.10

CONFIDENTIAL

CONFIDENTIAL

TABLE 47 - USAF PROPULSION UNITS BY ACCOUNT, BY MAJOR TYPE, BY STATUS, WORLD-WIDE, SEMIANNUALLY - FY 1964 (CONTINUED)

ACCOUNT AND MAJOR TYPE	31 DECEMBER 1963					31 JUNE 1964				
	Total	In- stalled Total	Uninstalled			Total	In- stalled Total	Uninstalled		
			Total	Ser- vice- able	Repar- able			Total	Ser- vice- able	Repar- able
<u>PROPULSION UNITS - (Continued)</u>										
<u>GROUND TRAINING - TOTAL</u>	608	273	335	19	316	543	278	265	9	256
Jet	354	181	173	19	154	318	195	123	8	115
Ram Jet	4	1	3	-	3	1	1	-	-	-
Turbo-Prop.	36	5	31	-	31	35	5	30	-	30
Liquid Rocket	59	25	34	-	34	51	24	27	-	27
Reciprocating	155	61	94	-	94	138	53	85	1	84
<u>US NAVY - TOTAL</u>	1	1	-	-	-	18	17	1	-	1
Reciprocating	1	1	-	-	-	18	17	1	-	1
<u>AIR FORCE AUXILIARY UNITS - TOTAL</u>	1	-	1	-	1	1	-	1	-	1
Reciprocating	1	-	1	-	1	1	-	1	-	1
<u>RESEARCH AND DEVELOPMENT - TOTAL</u>	34	12	22	17	5	71	5	66	35	31
Jet	23	5	18	13	5	68	4	64	33	31
Reciprocating	11	7	4	4	-	2	1	1	1	-
Turbo-Prop.	-	-	-	-	-	1	-	1	1	-

Source: Data Applications Division, Data Services Center, Comptroller of the Air Force

TABLE 48 - USAF PROPULSION UNITS BY MAJOR TYPE, BY MODEL, BY STATUS, WORLD-WIDE, SEMIANNUALLY - FY 1964

MAJOR TYPE AND MODEL	31 DECEMBER 1963					31 JUNE 1964				
	Total	In- stalled Total	Uninstalled			Total	In- stalled Total	Uninstalled		
			Total	Ser- vice- able	Repar- able			Total	Ser- vice- able	Repar- able
<u>TOTAL</u>	67,293	45,652	21,641	10,515	11,126	65,934	44,988	20,946	10,326	10,620
<u>JET - TOTAL</u>	39,312	28,075	11,237	5,148	6,089	38,552	27,838	10,714	4,879	5,835
JF3	52	16	36	12	24	28	16	12	7	5
J33	3,664	2,237	1,427	806	621	3,451	2,001	1,450	723	727
J35	711	506	205	44	161	647	499	148	64	84
J44	31	20	11	8	3	29	18	11	7	4
J47	9,700	7,463	2,237	594	1,643	9,130	7,021	2,109	457	1,652
J52	692	603	89	47	42	688	602	86	58	28
J57	14,125	10,530	3,595	1,545	2,050	13,812	10,635	3,177	1,484	1,693
J60	547	340	207	88	119	540	341	199	77	122
J65	1,546	888	658	295	363	1,425	829	596	284	312
J69	1,879	1,400	479	367	112	1,863	1,415	448	268	180
J71	535	348	187	63	124	474	290	184	59	125

CONFIDENTIAL

 DOWNGRADED AT 3 YEAR INTERVALS;
 DECLASSIFIED AFTER 12 YEARS.
 DOD DIR. 5200.10

CONFIDENTIAL

117

TABLE 48 - USAF PROPULSION UNITS BY MAJOR TYPE, BY MODEL, BY STATUS, WORLD-WIDE, SEMIANNUALLY - FY 1964 (CONTINUED)

MAJOR TYPE AND MODEL	31 DECEMBER 1963					30 JUNE 1964				
	Total	In- stalled Total	Uninstalled			Total	In- stalled Total	Uninstalled		
			Total	Ser- vice- able	Repar- able			Total	Ser- vice- able	Repar- able
<u>PROPULSION UNITS - (Continued)</u>										
<u>JET - (Continued)</u>										
J73	256	125	131	28	103	225	132	93	23	70
J75	1,339	843	496	280	216	1,367	806	561	244	317
J79	1,263	709	554	362	192	1,592	926	666	485	181
J85	1,738	1,165	573	389	184	1,943	1,363	580	371	209
J93	21	-	21	17	4	32	1	31	29	2
TF33	1,213	882	331	203	128	1,306	943	363	239	124
<u>RAM JET - TOTAL</u>	<u>966</u>	<u>905</u>	<u>61</u>	<u>36</u>	<u>25</u>	<u>957</u>	<u>738</u>	<u>219</u>	<u>199</u>	<u>20</u>
RJ43	966	905	61	36	25	957	738	219	199	20
<u>TURBO-PROP - TOTAL</u>	<u>3,846</u>	<u>2,305</u>	<u>1,541</u>	<u>951</u>	<u>590</u>	<u>4,168</u>	<u>2,611</u>	<u>1,557</u>	<u>926</u>	<u>631</u>
T34	411	184	227	113	114	398	178	220	53	167
T41	1	-	1	-	1	-	-	-	-	-
T53	226	146	80	43	37	243	149	94	48	46
T54	3	-	3	-	3	3	-	3	-	3
T55	2	2	-	-	-	2	-	-	-	-
T56	3,142	1,952	1,190	763	427	3,380	2,237	1,143	743	400
T58	61	21	40	32	8	109	45	64	50	14
T64	-	-	-	-	-	33	-	33	32	1
<u>LIQUID ROCKET - TOTAL</u>	<u>2,083</u>	<u>1,264</u>	<u>819</u>	<u>545</u>	<u>274</u>	<u>2,139</u>	<u>1,276</u>	<u>863</u>	<u>539</u>	<u>324</u>
B3	1	-	1	-	1	1	-	1	-	1
LR3	10	-	10	2	8	10	-	10	2	8
LR79	127	84	43	14	29	120	79	41	17	24
LR87	190	141	49	29	20	197	154	43	18	25
LR89	455	275	180	131	49	470	276	194	129	65
LR91	190	144	46	26	20	197	155	42	17	25
LR101	826	464	362	244	118	857	458	399	263	136
LR105	278	156	122	99	23	284	154	130	93	37
V1	6	-	6	-	6	3	-	3	-	3
<u>RECIPROCATING - TOTAL</u>	<u>21,086</u>	<u>13,103</u>	<u>7,983</u>	<u>3,835</u>	<u>4,148</u>	<u>20,118</u>	<u>12,525</u>	<u>7,593</u>	<u>3,783</u>	<u>3,810</u>
O290	15	9	6	-	6	12	7	5	1	4
O435	5	3	2	2	2	5	2	3	2	1
O470	551	272	279	15	264	1,111	618	493	74	419
O480	105	74	31	21	10	113	74	39	23	16
R755	3	1	2	-	2	3	1	2	-	2
R985	259	136	123	81	42	231	128	103	64	39
R1300	636	371	265	68	197	514	343	171	58	113
R1340	40	4	36	34	2	13	7	6	6	-
R1820	686	370	316	222	94	622	308	314	244	70
R1830	2,848	1,683	1,165	424	741	2,567	1,522	1,045	413	632
R2000	1,648	1,188	460	175	285	1,548	1,173	375	134	241
R2800	3,078	2,162	916	423	493	2,822	1,893	929	516	413
R3350	2,175	1,472	703	346	357	2,132	1,448	684	487	197
R4360	9,028	5,353	3,675	2,021	1,654	8,416	4,996	3,420	1,758	1,662
V1650	1	1	-	-	-	1	-	-	-	-
972TC18	8	4	4	3	1	8	4	4	3	1

Source: Data Applications Division, Data Services Center, Comptroller of the Air Force

CONFIDENTIAL

DOWNGRADED AT 3 YEAR INTERVALS;
 DECLASSIFIED AFTER 12 YEARS.
 DOD DIR. 5200.10

CONFIDENTIAL

TABLE 49 - USAF PROPULSION UNITS BY ACCOUNT, BY TYPE, BY STATUS, WORLD-WIDE, SEMIANNUALLY - FY 1964

ACCOUNT AND TYPE	31 DECEMBER 1963					30 JUNE 1964				
	Total	In-stalled Total	Uninstalled			Total	In-stalled Total	Uninstalled		
			Total	Ser-vice-able	Repar-able			Total	Ser-vice-able	Repar-able
<u>PROPULSION UNITS - TOTAL</u>	<u>67,293</u>	<u>45,652</u>	<u>21,641</u>	<u>10,515</u>	<u>11,126</u>	<u>65,934</u>	<u>44,988</u>	<u>20,946</u>	<u>10,326</u>	<u>10,620</u>
<u>US AIR FORCE - TOTAL</u>	<u>58,274</u>	<u>40,363</u>	<u>17,911</u>	<u>7,776</u>	<u>10,135</u>	<u>56,656</u>	<u>39,557</u>	<u>17,099</u>	<u>7,483</u>	<u>9,616</u>
<u>Jet - Total</u>	<u>35,287</u>	<u>25,791</u>	<u>9,496</u>	<u>3,882</u>	<u>5,614</u>	<u>34,154</u>	<u>25,262</u>	<u>8,892</u>	<u>3,497</u>	<u>5,392</u>
JT3	52	16	36	12	24	28	16	12	7	5
J33	3,363	2,050	1,313	751	562	3,124	1,808	1,316	648	668
J35	198	59	139	8	131	177	93	84	23	61
J44	1	1	-	-	-	-	-	-	-	-
J47	9,379	7,249	2,130	535	1,595	8,883	6,863	2,020	404	1,616
J52	680	598	82	47	35	676	597	79	58	21
J57	12,961	9,866	3,095	1,224	1,871	12,494	9,769	2,725	1,183	1,542
J60	533	338	195	82	113	521	337	184	66	118
J65	1,105	563	542	211	331	848	436	412	163	249
J69	1,735	1,377	358	250	108	1,729	1,382	347	174	173
J71	529	346	183	62	121	471	288	183	59	124
J73	86	4	82	10	72	48	3	45	3	42
J75	1,240	814	426	212	214	1,286	781	505	194	311
J79	909	599	310	164	146	1,191	794	397	230	167
J85	1,535	1,141	394	224	170	1,712	1,327	385	192	193
J93	5	-	5	4	1	5	-	5	4	1
TF33	976	770	206	86	120	961	768	193	89	104
<u>Ram Jet - Total</u>	<u>961</u>	<u>904</u>	<u>57</u>	<u>35</u>	<u>22</u>	<u>955</u>	<u>737</u>	<u>218</u>	<u>198</u>	<u>20</u>
RJ43	961	904	57	35	22	955	737	218	198	20
<u>Turbo-Prop - Total</u>	<u>3,392</u>	<u>2,271</u>	<u>1,121</u>	<u>572</u>	<u>549</u>	<u>3,732</u>	<u>2,588</u>	<u>1,144</u>	<u>554</u>	<u>590</u>
T41	1	-	1	-	1	-	-	-	-	-
T34	409	184	225	113	112	395	178	217	52	165
T53	207	143	64	32	32	219	148	71	28	43
T55	2	2	-	-	-	2	2	-	-	-
T56	2,749	1,931	818	422	396	3,047	2,224	823	451	372
T58	24	11	13	5	8	69	36	33	23	10
<u>Liquid Rocket - Total</u>	<u>1,496</u>	<u>1,077</u>	<u>419</u>	<u>188</u>	<u>231</u>	<u>1,604</u>	<u>1,108</u>	<u>496</u>	<u>213</u>	<u>283</u>
B3	1	-	1	-	1	1	-	1	-	1
LR3	10	-	10	2	8	10	-	10	2	8
LR79	74	41	33	6	27	67	36	31	10	21
LR87	164	136	28	11	17	178	152	26	5	21
LR89	331	256	75	34	41	376	265	111	49	62
LR91	159	136	23	6	17	179	153	26	4	22
LR101	555	364	191	90	101	595	357	238	122	116
LR105	199	144	55	39	16	197	145	52	21	31
VL	3	-	3	-	3	1	-	1	-	1
<u>Reciprocating - Total</u>	<u>17,138</u>	<u>10,320</u>	<u>6,818</u>	<u>3,099</u>	<u>3,719</u>	<u>16,211</u>	<u>9,862</u>	<u>6,349</u>	<u>3,021</u>	<u>3,328</u>
O470	122	94	28	8	20	618	438	180	35	145
O480	1	-	1	-	1	1	-	1	1	-
R985	255	133	122	81	41	228	125	103	64	39
RI300	618	359	259	67	192	496	331	165	57	108
RI340	35	-	35	34	1	9	3	6	6	-
RI820	519	273	246	162	84	501	234	267	211	56
RI830	2,571	1,469	1,102	364	738	2,325	1,341	984	356	628

CONFIDENTIAL

DOWNGRADED AT 3 YEAR INTERVALS;
DECLASSIFIED AFTER 12 YEARS.
DOD DIR. 5200.10

CONFIDENTIAL

119

**TABLE 49 - USAF PROPULSION UNITS BY ACCOUNT, BY TYPE, BY STATUS, WORLD-WIDE,
SEMIANNUALLY - FY 1964 (CONTINUED)**

ACCOUNT AND TYPE	31 DECEMBER 1963					30 JUNE 1964				
	Total	In- stalled Total	Uninstalled			Total	In- stalled Total	Uninstalled		
			Total	Ser- vice- able	Repar- able			Total	Ser- vice- able	Repar- able
US AIR FORCE (Continued)										
<u>Reciprocating (Continued)</u>										
R2000	1,612	1,179	433	173	260	1,516	1,159	357	133	224
R2800	2,867	2,005	862	392	470	2,589	1,754	835	448	387
R3350	1,112	598	514	185	329	1,025	553	472	300	172
R4360	7,329	4,149	3,180	1,607	1,573	6,803	3,863	2,940	1,389	1,551
G0480	78	51	27	18	9	81	52	29	13	16
G50480	7	4	3	3	-	7	4	3	3	-
V0435	4	2	2	2	-	4	1	3	2	1
972TC18	8	4	4	3	1	8	4	4	3	1
BALANCEMENT - TOTAL	726	397	419	85	334	704	323	381	92	289
Jet - Total	225	86	139	63	76	232	111	121	68	53
J33	37	2	35	9	26	42	4	33	14	24
J47	67	16	51	35	16	67	16	51	36	15
J52	2	2	-	-	-	2	2	-	-	-
J57	19	19	-	-	-	21	18	3	2	1
J65	6	4	2	2	-	5	4	1	-	1
J69	5	2	3	2	1	9	4	5	2	3
J73	1	1	-	-	-	4	3	1	1	-
J75	5	5	-	-	-	7	6	1	1	-
J79	47	7	40	11	29	13	3	10	5	5
J85	13	8	5	2	3	23	14	9	5	4
J93	1	-	1	-	1	-	-	-	-	-
TF33	22	20	2	2	-	39	37	2	2	-
Ram Jet - Total	1	-	1	1	-	1	-	1	1	-
RJ43	1	-	1	1	-	1	-	1	1	-
Turbo-Prop - Total	29	20	9	6	3	14	9	5	2	3
T53	3	2	1	1	-	-	-	-	-	-
T54	3	-	3	-	3	3	-	3	-	3
T56	11	8	3	3	-	9	8	1	1	-
T58	12	10	2	2	-	1	1	-	-	-
T64	-	-	-	-	-	1	-	1	1	-
Reciprocating - Total	471	201	270	15	255	457	203	254	21	233
O290	14	8	6	-	6	11	6	5	1	4
O435	1	1	-	-	-	1	1	-	-	-
O470	428	177	251	7	244	417	179	238	11	227
R755	3	1	2	-	2	3	1	2	-	2
R985	2	1	1	-	1	1	1	-	-	-
RL300	1	-	1	1	-	1	-	1	1	-
RL340	3	2	1	-	1	2	2	-	-	-
RL820	-	-	-	-	-	5	3	2	2	-
RL830	2	2	-	-	-	-	-	-	-	-
R2800	10	5	5	4	1	9	6	3	3	-
R4360	7	4	3	3	-	7	4	3	3	-
US ARMY - TOTAL	-	-	-	-	-	13	-	13	1	12
Reciprocating - Total	-	-	-	-	-	-	-	-	-	-
RL820	-	-	-	-	-	1	-	1	1	-
O470	-	-	-	-	-	12	-	12	-	12

CONFIDENTIAL

DOWNGRADED AT 3 YEAR INTERVALS;
 DECLASSIFIED AFTER 12 YEARS.
 DOD DIR. 5200.10

CONFIDENTIAL

TABLE 49 - USAF PROPULSION UNITS BY ACCOUNT, BY TYPE, BY STATUS, WORLD-WIDE,
SEMIANNUALLY - FY 1964 (CONTINUED)

ACCOUNT AND TYPE	31 DECEMBER 1963					30 JUNE 1964				
	Total	In- stalled Total	Uninstalled			Total	In- stalled Total	Uninstalled		
			Total	Ser- vice- able	Repar- able			Total	Ser- vice- able	Repar- able
GOVERNMENT FURNISHED PROPERTY-										
<u>TOTAL</u>	<u>819</u>	<u>560</u>	<u>259</u>	<u>205</u>	<u>54</u>	<u>1,017</u>	<u>711</u>	<u>306</u>	<u>224</u>	<u>82</u>
<u>Jet - Total</u>	<u>646</u>	<u>441</u>	<u>205</u>	<u>156</u>	<u>49</u>	<u>791</u>	<u>626</u>	<u>165</u>	<u>124</u>	<u>41</u>
J33	10	6	4	4	-	9	2	6	4	2
J35	4	-	4	3	1	1	1	1	-	1
J47	6	5	1	1	-	5	4	1	1	-
J52	2	2	-	-	-	2	2	-	-	-
J57	416	311	105	63	42	551	469	82	48	34
J60	8	2	6	6	-	12	2	10	10	-
J65	28	20	8	6	2	16	8	8	8	-
J69	2	1	1	1	-	3	-	3	3	-
J75	-	-	-	-	-	2	1	1	1	-
J79	8	2	6	5	1	-	-	-	-	-
J85	1	-	1	1	-	1	-	1	1	-
J93	8	-	8	6	2	17	16	17	16	1
TF33	153	92	61	60	1	172	137	35	32	3
<u>Turbo-Prop - Total</u>	<u>10</u>	<u>4</u>	<u>6</u>	<u>5</u>	<u>1</u>	<u>16</u>	<u>-</u>	<u>16</u>	<u>13</u>	<u>3</u>
T53	1	-	1	1	-	-	-	-	-	-
T56	9	4	5	4	1	16	-	16	13	3
<u>Liquid Rocket - Total</u>	<u>2</u>	<u>-</u>	<u>2</u>	<u>-</u>	<u>2</u>	<u>4</u>	<u>-</u>	<u>4</u>	<u>-</u>	<u>4</u>
LR79	1	-	1	-	1	2	-	2	-	2
LR101	1	-	1	-	1	2	-	2	-	2
<u>Reciprocating - Total</u>	<u>161</u>	<u>115</u>	<u>46</u>	<u>44</u>	<u>2</u>	<u>206</u>	<u>85</u>	<u>121</u>	<u>87</u>	<u>34</u>
O470	-	-	-	-	-	52	-	52	26	26
R985	2	2	-	-	-	2	2	-	-	-
R1820	23	4	19	19	-	7	1	6	6	-
R1830	11	11	-	-	-	3	3	-	-	-
R2000	11	8	3	2	1	14	13	1	1	-
R2800	42	35	7	7	-	66	18	48	46	2
R3350	10	9	1	1	-	1	1	-	-	-
R4360	62	46	16	15	1	61	47	14	8	6
MILITARY ASSISTANCE PROGRAM										
(MAP) - TOTAL	<u>2</u>	<u>-</u>	<u>2</u>	<u>2</u>	<u>-</u>	<u>2</u>	<u>-</u>	<u>2</u>	<u>-</u>	<u>2</u>
<u>Jet - Total</u>	<u>1</u>	<u>-</u>	<u>1</u>	<u>1</u>	<u>-</u>	<u>-</u>	<u>-</u>	<u>-</u>	<u>-</u>	<u>-</u>
J79	1	-	1	1	-	-	-	-	-	-
<u>Turbo-Prop - Total</u>	<u>1</u>	<u>-</u>	<u>1</u>	<u>1</u>	<u>-</u>	<u>-</u>	<u>-</u>	<u>-</u>	<u>-</u>	<u>-</u>
T56	1	-	1	1	-	-	-	-	-	-
<u>Reciprocating - Total</u>	<u>-</u>	<u>-</u>	<u>-</u>	<u>-</u>	<u>-</u>	<u>9</u>	<u>-</u>	<u>9</u>	<u>-</u>	<u>9</u>
O470	-	-	-	-	-	7	-	7	-	7
R2000	-	-	-	-	-	2	-	2	-	2
GOVERNMENT FURNISHED AIRCRAFT										
<u>EQUIPMENT - TOTAL</u>	<u>1,828</u>	<u>325</u>	<u>1,503</u>	<u>1,477</u>	<u>26</u>	<u>1,844</u>	<u>323</u>	<u>1,521</u>	<u>1,490</u>	<u>31</u>
<u>Jet - Total</u>	<u>902</u>	<u>138</u>	<u>764</u>	<u>752</u>	<u>12</u>	<u>993</u>	<u>170</u>	<u>823</u>	<u>808</u>	<u>15</u>
J52	-	-	-	-	-	-	-	-	-	-
J57	187	-	187	187	-	149	-	149	149	-
J60	-	-	-	-	-	2	2	-	-	-
J69	121	20	101	101	-	106	29	77	76	1
J75	77	8	69	68	1	47	2	45	43	2
J79	275	97	178	174	4	371	119	252	248	4

CONFIDENTIAL

DOWNGRADED AT 3 YEAR INTERVALS;
DECLASSIFIED AFTER 12 YEARS.
DOD DIR. 5200.10

CONFIDENTIAL

TABLE 49 - USAF PROPULSION UNITS BY ACCOUNT, BY TYPE, BY STATUS, WORLD-WIDE, SEMIANNUALLY - FY 1964 (CONTINUED)

ACCOUNT AND TYPE	31 DECEMBER 1963					30 JUNE 1964				
	Total	In- stalled Total	Uninstalled			Total	In- Stalled Total	Uninstalled		
			Total	Service- able	Repar- able			Total	Service- able	Repar- able
GOVERNMENT FURNISHED AIRCRAFT										
EQUIPMENT (Continued)										
Jet (Continued)										
J85	181	13	168	161	7	196	18	178	170	8
J93	7	-	7	7	-	9	-	9	9	-
TF33	54	-	54	54	-	113	-	113	113	-
Turbo-Prop - Total	378	2	373	367	6	370	2	361	356	2
T53	10	-	10	9	1	20	-	20	20	-
T56	343	5	338	333	5	279	1	278	278	-
T58	25	-	25	25	-	39	8	31	27	4
T64	-	-	-	-	-	32	-	32	31	1
Liquid Rocket - Total	526	162	364	357	7	480	144	336	326	10
LR79	48	40	8	8	-	48	41	7	7	-
LR87	22	3	19	18	1	15	-	15	13	2
LR89	115	15	100	97	3	87	7	80	80	-
LR91	26	6	20	20	-	14	-	14	13	1
LR101	245	89	156	154	2	237	90	147	141	6
LR105	70	9	61	60	1	79	6	73	72	1
Reciprocating - Total	22	20	2	1	1	1	1	1	-	1
R1300	1	-	1	-	1	1	-	1	-	1
R1820	21	20	1	1	-	-	-	-	-	-
EXCESS - TOTAL	1	1	-	-	-	1	1	-	-	-
Reciprocating - Total	1	1	-	-	-	1	1	-	-	-
V1650	1	1	-	-	-	1	1	-	-	-
AIR NATIONAL GUARD BUREAU - TOTAL	3,356	2,517	839	612	227	3,442	2,516	926	672	254
Jet - Total	1,874	1,433	441	262	179	1,993	1,469	524	339	165
J33	213	156	57	35	22	223	156	67	48	19
J35	508	447	61	33	28	467	405	62	41	21
J44	30	19	11	8	3	29	18	11	7	4
J47	161	118	43	23	20	109	81	28	16	12
J57	389	273	116	69	47	435	303	132	93	39
J65	404	300	104	76	28	553	380	173	113	60
J73	169	120	49	18	31	173	126	47	19	28
J75	-	-	-	-	-	4	-	4	2	2
Reciprocating - Total	1,482	1,084	398	350	48	1,449	1,047	402	333	69
R1820	66	42	24	22	2	56	36	20	13	7
R1830	174	126	48	47	1	159	113	46	44	2
R2800	32	26	6	6	-	32	27	5	5	-
R3350	239	200	39	32	7	261	205	56	48	8
R4360	952	671	281	243	38	917	648	269	217	52
G0480	19	19	-	-	-	24	18	6	6	-
AIR FORCE RESERVE - TOTAL	1,643	1,293	350	322	28	1,615	1,257	358	320	38
Jet - Total	-	-	-	-	-	3	1	2	2	-
J33	-	-	-	-	-	1	-	1	1	-
J35	-	-	-	-	-	1	1	-	-	-
J60	-	-	-	-	-	1	-	1	1	-

CONFIDENTIAL

 DOWNGRADED AT 3 YEAR INTERVALS;
 DECLASSIFIED AFTER 18 YEARS.
 DOD DIR. 5200.10

CONFIDENTIAL

TABLE 57 - USAF PROPULSION UNITS BY ACCOUNT, BY TYPE, BY STATUS, WORLD-WIDE,
SEMIANNUALLY - FY 1964 (CONTINUED)

ACCOUNT AND TYPE	31 DECEMBER 1963					30 JUNE 1964				
	Total	In- stalled Total	Uninstalled			Total	In- stalled Total	Uninstalled		
			Total	Ser- vice- able	Repar- able			Total	Ser- vice- able	Repar- able
AIR FORCE RESERVE - (Continued)										
<u>Reciprocating - Total</u>	<u>1,643</u>	<u>1,293</u>	<u>350</u>	<u>322</u>	<u>28</u>	<u>1,612</u>	<u>1,256</u>	<u>356</u>	<u>318</u>	<u>38</u>
0470	1	1	-	-	-	5	1	4	2	2
R1820	51	29	22	18	4	46	32	14	11	3
R1830	85	71	14	13	1	75	61	14	13	1
R2800	94	81	13	13	-	95	80	15	14	1
R3350	810	665	145	128	17	826	673	153	139	14
R4360	602	446	156	150	6	565	409	156	139	17
GROUND TRAINING - TOTAL										
<u>Jet - Total</u>	<u>354</u>	<u>181</u>	<u>173</u>	<u>19</u>	<u>316</u>	<u>543</u>	<u>278</u>	<u>265</u>	<u>9</u>	<u>256</u>
J33	40	22	18	7	11	49	29	20	6	14
J35	1	-	1	-	1	1	-	1	-	1
J47	86	74	12	-	12	66	57	9	-	9
J52	8	1	7	-	7	8	1	7	-	7
J57	148	59	89	2	87	136	74	62	1	61
J60	6	-	6	-	6	4	-	4	-	4
J65	3	1	2	-	2	3	1	2	-	2
J69	2	2	2	-	2	3	-	3	-	3
J71	6	2	4	1	3	3	2	1	-	1
J75	16	16	-	-	-	16	16	-	-	-
J79	22	3	19	7	12	16	10	6	1	5
J85	8	3	5	1	4	8	4	4	-	4
TF33	8	-	8	1	7	5	1	4	-	4
<u>Ram Jet - Total</u>	<u>4</u>	<u>1</u>	<u>3</u>	<u>-</u>	<u>3</u>	<u>1</u>	<u>1</u>	<u>-</u>	<u>-</u>	<u>-</u>
RJ43	4	1	3	-	3	1	1	-	-	-
Turbo-Prop - Total										
<u>T34</u>	<u>36</u>	<u>2</u>	<u>31</u>	<u>-</u>	<u>31</u>	<u>35</u>	<u>2</u>	<u>30</u>	<u>-</u>	<u>30</u>
T34	2	-	2	-	2	2	-	2	-	2
T53	5	1	4	-	4	4	1	3	-	3
T56	29	4	25	-	25	29	4	25	-	25
Liquid Rocket - Total										
<u>LR79</u>	<u>59</u>	<u>25</u>	<u>34</u>	<u>-</u>	<u>34</u>	<u>51</u>	<u>24</u>	<u>27</u>	<u>-</u>	<u>27</u>
LR79	4	3	1	-	1	3	2	1	-	1
LR87	4	2	2	-	2	4	2	2	-	2
LR89	9	4	5	-	5	7	4	3	-	3
LR91	5	2	3	-	3	4	2	2	-	2
LR101	25	11	14	-	14	23	11	12	-	12
LR105	9	3	6	-	6	8	3	5	-	5
V1	3	-	3	-	3	2	-	2	-	2
Reciprocating - Total										
<u>0290</u>	<u>155</u>	<u>61</u>	<u>94</u>	<u>-</u>	<u>94</u>	<u>138</u>	<u>53</u>	<u>85</u>	<u>1</u>	<u>84</u>
0290	1	1	-	-	-	1	1	-	-	-
R1300	16	12	4	-	4	16	12	4	-	4
R1340	2	2	-	-	-	2	2	-	-	-
R1820	6	2	4	-	4	6	2	4	-	4
R1830	4	4	-	-	-	4	4	-	-	-
R2000	24	-	24	-	24	15	-	15	-	15
R2800	30	8	22	-	22	30	8	22	-	22
R3350	4	-	4	-	4	3	-	3	-	3
R4360	68	32	36	-	36	61	24	37	1	36

CONFIDENTIAL

DOWNGRADED AT 3 YEAR INTERVALS;
DECLASSIFIED AFTER 12 YEARS.
DOD DIR. 5200.10

CONFIDENTIAL

TABLE 49 - USAF PROPULSION UNITS BY ACCOUNT, BY TYPE, BY STATUS, WORLD-WIDE
SEMIANNUALLY - FY 1964 (CONTINUED)

ACCOUNT AND TYPE	31 DECEMBER 1963					30 JUNE 1964				
	Total	In- stalled Total	Uninstalled			Total	In- stalled Total	Uninstalled		
			Total	Service- able	Repar- able			Total	Service- able	Repar- able
<u>GROUND TRAINING (Continued)</u>										
<u>US NAVY - TOTAL</u>	<u>1</u>	<u>1</u>	-	-	-	<u>18</u>	<u>17</u>	<u>1</u>	-	<u>1</u>
<u>Jet - Total</u>	-	-	-	-	-	-	-	-	-	-
J69	-	-	-	-	-	-	-	-	-	-
<u>Reciprocating - Total</u>	<u>1</u>	<u>1</u>	-	-	-	<u>18</u>	<u>17</u>	<u>1</u>	-	<u>1</u>
R2000	1	1	-	-	-	1	1	1	-	1
R2800	-	-	-	-	-	1	-	-	-	-
R3350	-	-	-	-	-	16	16	-	-	-
<u>AIR FORCE AUXILIARY UNITS - TOTAL</u>	<u>1</u>	-	<u>1</u>	-	<u>1</u>	<u>1</u>	-	<u>1</u>	-	<u>1</u>
<u>Reciprocating - Total</u>	-	-	-	-	-	-	-	-	-	-
R1830	1	-	1	-	1	1	-	1	-	1
R2000	-	-	-	-	-	-	-	-	-	-
<u>RESEARCH AND DEVELOPMENT - TOTAL</u>	<u>34</u>	<u>12</u>	<u>22</u>	<u>17</u>	<u>5</u>	<u>71</u>	<u>5</u>	<u>66</u>	<u>35</u>	<u>31</u>
<u>Jet - Total</u>	<u>23</u>	<u>5</u>	<u>18</u>	<u>13</u>	<u>5</u>	<u>68</u>	<u>4</u>	<u>64</u>	<u>33</u>	<u>31</u>
J33	1	1	-	-	-	3	-	2	-	-
J47	1	1	-	-	-	-	-	-	-	-
J57	5	2	3	-	3	26	2	24	8	16
J69	14	-	14	13	1	13	-	13	13	-
J75	1	-	1	-	1	5	-	5	3	2
J79	1	1	-	-	-	1	-	1	1	-
J85	-	-	-	-	-	3	-	3	3	-
J93	-	-	-	-	-	1	1	-	-	-
TF33	-	-	-	-	-	16	-	16	3	13
<u>Turbo-Prop - Total</u>	-	-	-	-	-	<u>1</u>	-	<u>1</u>	<u>1</u>	-
T34	-	-	-	-	-	1	-	1	1	-
<u>Reciprocating - Total</u>	<u>11</u>	<u>7</u>	<u>4</u>	<u>4</u>	-	<u>2</u>	<u>1</u>	<u>1</u>	<u>1</u>	-
R2800	3	2	1	1	-	-	-	-	-	-
R4360	8	5	3	3	-	2	1	1	1	-

Source: Data Applications Division, Data Services Center, Comptroller of the Air Force

CONFIDENTIAL

DOWNGRADED AT 3 YEAR INTERVALS; DECLASSIFIED AFTER 12 YEARS. DOD DIR. 5200.10

MATERIEL (CONTINUED)**AVIATION FUEL AND OIL****INTRODUCTION**

The information contained in this section summarizes USAF aviation fuel and oil inventories, issues, and receipts, World-wide, for Fiscal Year 1964.

DEFINITIONS

AVIATION FUEL - Aviation gasoline and jet fuels. Aviation gasoline is fuel graded by octane rating such as 115/145, 100/130, 91/96, and 80. Jet fuel consists of JP-4, JP-5, and JP-6 types. Rocket Fuel RP-1 is no longer reported in the source data as it is no longer stock funded fuel. It is funded in the missile category.

AVIATION OIL - Aircraft engine lubrication oil which is graded thus: Reciprocal 1100 and 1065; Standard jet 1010 and 1005; and Special jet 7808 and 3699. It includes reused product.

INTRANSIT - Product on way to destination. Applies to both Overseas and Continental United States.

INVENTORY - Product on hand at base, Air Force Petroleum, Oil, and Lubricants (AF POL) retail distribution station, and refueling service contractor location, pipeline, and intransit.

ISSUES - Fuel for flight operations, marine equipment, engine block testing, and modification centers. "Issues" consist of four types of sales: charges (issues to users of USAF, USAF Reserve and Air National Guard aircraft, and other than aircraft), reimbursable sales to other than USAF aircraft, issues for cash, and exchange accounts (Canadian Air Force or Canadian Navy). It excludes bulk transfer of product to Air Force consignees.

RECEIPT - The increase in inventory caused by receipt of incoming shipments of product.

TABLE 50 - USAF AVIATION FUEL ISSUES BY LOCATION, WORLD-WIDE, BY QUARTER - FY 1964

(Table below is a revision of FY 1963 table - Rocket Fuel has been dropped from the table. See Introduction and Definition section for explanation. Quantities in the table represent issues from bases, AF POL retail distribution stations, and contractor and government-owned products.)

LOCATION AND QUARTER	BARRELS OF 42 U S GALLONS		
	Total	Jet Fuel	Aviation Gasoline
<u>WORLD-WIDE - TOTAL</u>	<u>153,352,504</u>	<u>126,341,243</u>	<u>27,011,261</u>
<u>CONTINENTAL US - TOTAL</u>	<u>118,007,208</u>	<u>98,812,080</u>	<u>19,195,128</u>
First Quarter	30,421,523	25,498,432	4,923,091
Second Quarter	27,774,380	23,434,580	4,339,800
Third Quarter	29,124,427	24,285,791	4,838,636
Fourth Quarter	30,686,878	25,593,277	5,093,601
<u>OVERSEAS - TOTAL</u>	<u>35,345,296</u>	<u>27,529,163</u>	<u>7,816,133</u>
First Quarter	8,466,304	6,374,920	2,091,384
Second Quarter	8,547,068	6,572,847	1,974,221
Third Quarter	8,601,917	6,740,530	1,861,387
Fourth Quarter	9,730,007	7,840,866	1,889,141

Source: Data Applications Division, Data Services Center, Comptroller of the Air Force

TABLE 51 - USAF AVIATION FUEL RECEIPTS FROM INDUSTRY AND OTHERS BY SOURCE, BY LOCATION, WORLD-WIDE - FY 1964

(Table below is a revision of FY 1963 table; see Introduction and Definitions for explanation)

LOCATION AND SOURCE	BARRELS OF 42 U S GALLONS		
	Total	Jet Fuel	Aviation Gasoline
<u>WORLD-WIDE - TOTAL</u>	<u>154,869,050</u>	<u>127,547,801</u>	<u>27,321,249</u>
<u>CONTINENTAL US - TOTAL</u>	<u>101,286,636</u>	<u>83,020,506</u>	<u>18,266,130</u>
Bulk from Industry	100,587,326	82,816,903	17,770,423
Into Plane from Industry	699,310	203,603	495,707
<u>OVERSEAS - TOTAL</u>	<u>45,180,686</u>	<u>38,679,300</u>	<u>6,501,386</u>
Bulk from Industry	42,193,023	37,522,407	4,670,616
Into Plane from Industry	2,987,663	1,156,893	1,830,770
<u>BULK FROM OTHERS - TOTAL</u>	<u>6,106,385</u>	<u>4,485,034</u>	<u>1,621,351</u>
<u>INTO PLANE FROM OTHERS - TOTAL</u>	<u>2,295,343</u>	<u>1,362,961</u>	<u>932,382</u>

Source: Data Applications Division, Data Services Center, Comptroller of the Air Force.

DOWNGRADED AT 3 YEAR INTERVALS; DECLASSIFIED AFTER 12 YEARS. DOD DIR. 5200.10

CONFIDENTIAL

TABLE 52 - USAF AVIATION FUEL INVENTORY BY LOCATION, WORLD-WIDE, SEMIANNUALLY - FY 1964

(Table below is a revision over FY 1963 table - Rocket fuel dropped; See Introduction and Definitions for explanation)

LOCATION	BARRELS OF 42 U S GALLONS					
	Total	Jet Fuel	Aviation Gasoline	Total	Jet Fuel	Aviation Gasoline
	31 DECEMBER 1963			30 JUNE 1964		
<u>WORLD-WIDE - TOTAL</u>	<u>38,153,740</u>	<u>27,927,394</u>	<u>10,226,346</u>	<u>37,364,057</u>	<u>26,095,775</u>	<u>11,268,282</u>
<u>CONTINENTAL US - TOTAL</u>	<u>19,809,679</u>	<u>15,811,484</u>	<u>3,998,195</u>	<u>18,761,646</u>	<u>13,600,190</u>	<u>5,161,456</u>
Base	6,961,678	5,828,597	1,133,081	6,656,405	5,667,982	988,423
AF POL Retail Distribution Station	9,483,551	6,890,877	2,592,674	8,234,534	6,249,542	1,984,992
In Transit	1,340,205	1,171,112	169,093	1,672,652	1,499,859	172,793
Pipeline	2,024,245	1,920,898	103,347	2,198,055	182,807	2,015,248
<u>OVERSEAS - TOTAL</u>	<u>18,344,061</u>	<u>12,115,910</u>	<u>6,228,151</u>	<u>18,602,411</u>	<u>12,495,585</u>	<u>6,106,826</u>
Base	9,735,017	6,518,367	3,216,650	8,925,955	6,005,834	2,920,121
AF POL Retail Distribution Station	7,731,838	4,771,693	2,960,145	7,942,727	5,380,325	2,562,402
In Transit	877,206	825,850	51,356	1,733,729	1,109,426	624,303

Source: Data Applications Division, Data Services Center, Comptroller of the Air Force

TABLE 53 - USAF AVIATION OIL INVENTORY BY LOCATION, WORLD-WIDE, SEMIANNUALLY - FY 1964

LOCATION	BARRELS OF 42 U S GALLONS							
	Total	Recip- rocal	Standard Jet	Special Jet	Total	Recip- rocal	Standard Jet	Special Jet
	31 DECEMBER 1963				30 JUNE 1964			
<u>WORLD-WIDE - TOTAL</u>	<u>173,041</u>	<u>151,586</u>	<u>8,707</u>	<u>12,748</u>	<u>150,003</u>	<u>132,641</u>	<u>6,613</u>	<u>10,749</u>
<u>CONTINENTAL US - TOTAL</u>	<u>76,348</u>	<u>61,018</u>	<u>6,792</u>	<u>8,538</u>	<u>67,226</u>	<u>55,949</u>	<u>4,435</u>	<u>6,842</u>
Base	76,348	61,018	6,792	8,538	67,226	55,949	4,435	6,842
AF POL Retail Distribution Station	-	-	-	-	-	-	-	-
In Transit	-	-	-	-	-	-	-	-
<u>OVERSEAS - TOTAL</u>	<u>96,693</u>	<u>90,568</u>	<u>1,915</u>	<u>4,210</u>	<u>82,777</u>	<u>76,692</u>	<u>2,178</u>	<u>3,907</u>
Base	77,505	72,024	1,411	4,070	62,588	57,811	1,394	3,383
AF POL Retail Distribution Station	19,188	18,544	504	140	20,189	18,881	784	524
In Transit	-	-	-	-	-	-	-	-

Source: Data Applications Division, Data Services Center, Comptroller of the Air Force

CONFIDENTIAL

DOWNGRADED AT 3 YEAR INTERVALS; DECLASSIFIED AFTER 12 YEARS. DOD DIR. 5200.10

CONFIDENTIAL

TABLE 54 -- USAF AVIATION OIL ISSUES BY LOCATION, WORLD-WIDE, BY QUARTER - FY 1964

(Quantities represent issues from bases, AF POL retail distribution stations, and contractor and government-owned products.)

LOCATION AND QUARTER	BARRELS OF 42 US GALLONS			
	Total	Reciprocal	Standard Jet	Special Jet
<u>WORLD-WIDE - TOTAL</u>	<u>384,818</u>	<u>340,355</u>	<u>16,134</u>	<u>28,329</u>
<u>CONTINENTAL US - TOTAL</u>	<u>292,150</u>	<u>254,805</u>	<u>14,238</u>	<u>23,107</u>
First Quarter	79,424	69,139	4,138	6,147
Second Quarter	66,065	58,012	2,914	5,139
Third Quarter	72,289	62,910	3,839	5,540
Fourth Quarter	74,372	64,744	3,347	6,281
<u>OVERSEAS - TOTAL</u>	<u>92,668</u>	<u>85,550</u>	<u>1,896</u>	<u>5,222</u>
First Quarter	26,056	24,209	428	1,419
Second Quarter	24,139	22,224	691	1,224
Third Quarter	21,290	19,631	403	1,256
Fourth Quarter	21,183	19,486	374	1,323

Source: Data Applications Division, Data Services Center, Comptroller of the Air Force

TABLE 55 -- USAF AVIATION OIL RECEIPTS FROM INDUSTRY AND OTHERS BY SOURCE, BY LOCATION, WORLD-WIDE - FY 1964

LOCATION AND SOURCE	BARRELS OF 42 US GALLONS			
	Total	Reciprocal	Standard Jet	Special Jet
<u>WORLD-WIDE - TOTAL</u>	<u>362,022</u>	<u>325,582</u>	<u>12,718</u>	<u>23,722</u>
<u>CONTINENTAL US - TOTAL</u>	<u>217,602</u>	<u>216,481</u>	<u>153</u>	<u>968</u>
Bulk from Industry	211,205	210,086	151	968
Into Plane from Industry	6,397	6,395	2	-
<u>OVERSEAS - TOTAL</u>	<u>36,377</u>	<u>36,179</u>	<u>103</u>	<u>95</u>
Bulk from Industry	12,440	12,366	20	54
Into Plane from Industry	23,937	23,813	83	41
<u>BULK FROM OTHERS - TOTAL</u>	<u>97,458</u>	<u>62,954</u>	<u>11,892</u>	<u>22,612</u>
<u>INTO PLANE FROM OTHERS - TOTAL</u>	<u>10,585</u>	<u>9,968</u>	<u>570</u>	<u>47</u>

Source: Data Applications Division, Data Services Center, Comptroller of the Air Force

CONFIDENTIAL

DOWNGRADED AT 3 YEAR INTERVALS;
 DECLASSIFIED AFTER 12 YEARS.
 DOD DIR. 5200.10

MATERIEL (CONTINUED)**VEHICLES****INTRODUCTION**

The tables included in this section provide summary data on the status of the USAF World-wide Vehicle Inventory. Air Force Supply Manual 67-1, Vol VII, Part one dated, 7 March 1962, with changes and Air Force Manual 171-14, dated, 1 September 1960, Volume III, with changes, constitute the basic authority for the system.

Due to changes in the Air Staff needs, the detailed vehicle inventory data are available on an annual basis (30 June).

DEFINITIONS

IN STORAGE - Motor vehicles not in use which are being held at depots, stations, and bases for reserve or to fill requisitions made through regular supply channels and procedures.

NOT READY FOR ISSUE - Motor vehicles which cannot be issued for use because of their unserviceability.

SPECIAL DESIGN VEHICLES - Motor vehicles designed for special purpose use, e. g., fire engines, rotary snow plows, and other vehicles with mounted equipment which are used for purpose other than to provide transportation service for personnel, supplies or equipment.

TRANSPORT DESIGN VEHICLES - Motor Vehicles designed to provide transportation service, i. e., transportation of personnel or cargo.

TABLE 56 - USAF VEHICLES BY DESIGN AND APPLICATION, IN USE AND IN STORAGE - WORLD-WIDE -

30 JUNE 1964

(Table below is a revision of Table 61 in previous publication. Excludes Construction and Base Maintenance Equipment and Materials Handling Equipment and also excludes Air Force owned Contractor Operated Vehicles.)

DESIGN AND APPLICATION	TOTAL	IN USE	IN STORAGE		
			Total	Ready For Issue	Not Ready For Issue
<u>TOTAL</u>	<u>88,647</u>	<u>81,210</u>	<u>7,437</u>	<u>6,702</u>	<u>735</u>
<u>COMMERCIAL DESIGN - TOTAL</u>	<u>64,627</u>	<u>61,457</u>	<u>3,170</u>	<u>2,856</u>	<u>314</u>
<u>General Purpose - Total</u>	<u>58,128</u>	<u>55,358</u>	<u>2,770</u>	<u>2,498</u>	<u>272</u>
Sedans	5,076	4,979	79	66	31
Bus, Body on Chassis, up to 37 Passenger	3,150	3,070	80	68	12
Bus, Body on Chassis, Over 38 Passenger	62	62	-	-	-
Bus, Integral	78	71	7	7	-
Station Wagon	3,663	3,478	185	139	46
Ambulance, Light	425	367	58	58	-
Ambulance, Metropolitan	662	630	32	26	6
Truck, 1/2 Ton Pickup	14,556	13,955	601	485	116
Truck, Carryall	1,010	993	17	17	-
Trucks, Sedan or Panel Delivery	4,978	4,781	197	185	12
Trucks, Other 1/4 Ton Through 3/4 Ton	8,411	8,225	186	185	1
Truck and Truck Tractor, 1 1/2 Tons	5,565	5,253	312	310	2
Truck and Truck Tractor, 2 1/2 Tons	3,563	3,176	387	380	7
Truck and Truck Tractor, 3 Tons Through 4 Tons	38	38	-	-	-
Truck and Truck Tractor, 5 Tons Through 10 Tons	5,772	5,279	493	485	8
Truck and Truck Tractor, 11 Tons and Over	133	123	10	9	1
Semi-Trailer	519	481	38	38	-
Bicycle, Motorized	12	12	-	-	-
Other	455	385	70	40	30
<u>Special Purpose - Total</u>	<u>6,499</u>	<u>6,099</u>	<u>400</u>	<u>358</u>	<u>42</u>
Truck, Wrecker	156	149	7	7	-
Truck, Refuse	666	586	80	66	14
Truck, Electronics	1	1	-	-	-
Truck, Powerline and Telephone Maintenance	496	482	14	13	1
Truck, Fuel	597	568	29	27	2
Truck, Other	1,196	1,171	25	22	3
Semi-Trailer	57	56	1	1	-
Trailer	346	263	83	81	2
Snow Plow	1,405	1,342	63	60	3
Sweeper	1,542	1,445	97	80	17
Other	37	36	1	1	-
<u>MILITARY DESIGN - TOTAL</u>	<u>24,020</u>	<u>19,753</u>	<u>4,267</u>	<u>3,846</u>	<u>421</u>
<u>General Purpose - Total</u>	<u>5,501</u>	<u>4,239</u>	<u>1,262</u>	<u>1,084</u>	<u>178</u>
Ambulance	611	462	149	134	15
Truck, 1/4 Ton Jeep	92	53	39	21	18
Truck, 1/2 Ton Through 1 Ton	373	257	116	78	38
Truck and Truck Tractor, 1 1/2 Ton	151	89	62	58	4
Truck and Truck Tractor, 2 1/2 Ton	1,207	797	410	377	33
Truck and Tractor, 3 Tons Through 4 Tons	-	-	-	-	-
Truck and Tractor, 5 Tons Through 10 Tons	194	137	57	35	22
Semi-Trailer	2,729	2,337	392	345	47
Trailer	144	107	37	36	1
<u>Special Purpose - Total</u>	<u>18,519</u>	<u>15,514</u>	<u>3,005</u>	<u>2,762</u>	<u>243</u>
Truck, Wrecker	658	563	95	92	3
Truck, Crash	1,398	1,298	100	95	5
Truck, Fire	891	808	83	82	1
Truck, Refuse	1	1	-	-	-
Truck, Powerline and Telephone Maintenance	518	450	68	57	11
Truck, Fuel	513	452	61	60	1
Truck, Bomb Servicing	2	2	-	-	-
Truck, Other	691	635	56	49	7
Semi-Trailer	4,732	3,870	862	750	112
Trailer	1,872	1,476	403	376	27
Tractor, Aircraft Towing	2,134	1,880	254	239	15
Other	5,102	4,079	1,023	962	61

Source: Data Applications Division, Data Services Center, Comptroller of the Air Force

TABLE 57 - USAF VEHICLES BY COMMERCIAL DESIGN, WORLD-WIDE; - 30 JUN 1964

(Table below is a new table. It excludes Air Force Owned Contractor Operated Vehicles.)

LOCATION	TOTAL	SEDANS	BUSES	STATION WAGONS	AMBULANCES	TRUCKS (1 TON AND UNDER)	TRUCKS AND TRUCK TRACTORS ($\frac{1}{2}$ THROUGH $2\frac{1}{2}$ TONS)	TRUCKS AND TRUCK TRACTORS (3 TONS AND OVER)
<u>WORLD-WIDE - TOTAL</u>	<u>54,480</u>	<u>4,979</u>	<u>3,203</u>	<u>3,478</u>	<u>997</u>	<u>27,954</u>	<u>8,429</u>	<u>5,440</u>
<u>UNITED STATES - TOTAL</u>	<u>37,864</u>	<u>3,792</u>	<u>2,030</u>	<u>2,627</u>	<u>667</u>	<u>19,407</u>	<u>5,386</u>	<u>3,955</u>
Alabama	756	33	55	47	16	372	111	72
Alaska	1,282	32	66	49	23	669	262	181
Arizona	913	60	32	67	15	490	113	136
Arkansas	564	50	23	60	6	302	71	52
California	4,295	433	253	250	62	2,240	667	390
Colorado	700	94	66	40	13	308	121	58
Connecticut	26	6	1	2	1	7	4	5
Delaware	291	10	19	17	3	151	38	53
Florida	2,643	224	180	156	40	1,416	402	225
Georgia	1,263	114	59	78	21	681	210	100
Hawaii	418	44	38	21	9	226	53	27
Idaho	308	16	11	26	5	169	41	40
Illinois	621	150	77	27	16	212	90	49
Indiana	333	58	11	23	4	178	36	23
Iowa	8	6	2	-	-	-	-	-
Kansas	991	57	27	97	15	540	125	130
Kentucky	5	5	-	-	-	-	-	-
Louisiana	463	36	23	37	8	250	75	34
Maine	548	18	32	41	14	302	77	64
Maryland	540	94	30	26	10	286	60	34
Massachusetts	988	132	50	98	12	482	113	101
Michigan	924	92	47	67	15	516	114	73
Minnesota	179	38	12	14	5	61	28	21
Mississippi	456	44	48	26	13	232	74	19
Missouri	568	63	17	56	7	312	73	40
Montana	723	21	42	62	19	418	88	73
Nebraska	787	109	33	74	10	365	98	98
Nevada	484	17	35	12	14	263	80	63
New Hampshire	380	36	13	40	6	197	57	31
New Jersey	695	141	42	35	9	280	72	116
New Mexico	1,176	81	34	54	16	668	184	139
New York	1,321	164	50	120	25	615	199	148
North Carolina	521	50	21	29	7	295	62	57
North Dakota	635	24	32	62	14	396	77	30
Ohio	1,282	230	49	96	12	569	169	157
Oklahoma	1,196	87	38	99	18	611	175	168
Oregon	247	34	25	23	11	100	35	19
Pennsylvania	440	97	19	34	9	144	69	68
Rhode Island	1	1	-	-	-	-	-	-
South Carolina	680	65	40	40	15	358	81	81
South Dakota	527	21	28	47	5	309	61	56
Tennessee	282	42	11	17	6	137	36	33
Texas	3,571	256	187	222	87	1,877	529	413
Utah	429	38	14	21	6	217	65	68
Vermont	2	2	-	-	-	-	-	-
Virginia	388	57	33	36	12	184	37	29
Washington	1,083	88	61	89	17	590	134	104
West Virginia	4	4	-	-	-	-	-	-
Wisconsin	162	43	4	18	4	58	21	14
Wyoming	492	27	20	30	9	291	57	58
District of Columbia	273	98	20	42	3	63	42	5
<u>US POSSESSIONS - TOTAL</u>	<u>530</u>	<u>88</u>	<u>33</u>	<u>49</u>	<u>6</u>	<u>265</u>	<u>64</u>	<u>25</u>
Panama Canal Zone	289	74	9	34	2	131	21	18
Puerto Rico	241	14	24	15	4	134	43	7
Virgin Islands	-	-	-	-	-	-	-	-
<u>FOREIGN - TOTAL</u>	<u>16,086</u>	<u>1,099</u>	<u>1,140</u>	<u>802</u>	<u>324</u>	<u>8,282</u>	<u>2,979</u>	<u>1,460</u>

Source: Data Applications Division, Data Services Center, Comptroller of the Air Force

WAR READINESS MATERIEL**INTRODUCTION**

Mechanization of War Readiness Materiel (WRM) reporting systems, World-wide, was initiated on 1 January 1962. The data on selected items of War Readiness Materiel included in this section are based on information submitted in accordance with Air Force Manual 67-1, Volume I, Part I, Chapter 14.

The tables provide summary data depicting pre-stockage of war consumables. Also included in this section are data on ammunition.

DEFINITIONS

WAR CONSUMABLES - Essential support items used in direct support of aircraft and personnel during wartime operation.

WAR READINESS MATERIEL (WRM) - Quantities of materiel necessary to assure immediate availability of resources to support the initial phase of approved Air Force war plans in the event of an emergency.

SECRET

TABLE 58 - PRESTOCKAGE AND PER CENT OF REQUIREMENTS OF WAR READINESS MATERIEL (WRM) FOR SELECTED ITEMS, WORLD-WIDE, SEMIANNUALLY - 15 DEC 1963 AND 15 JUN 1964

(Data in table below are overall totals of each item and do not reflect the status of specific types within each item)

WAR READINESS MATERIEL ITEM	UNIT OF MEASURE	15 DECEMBER 1963		15 JUNE 1964	
		Quantity On Hand	Per Cent Of Requirements	Quantity On Hand	Per Cent Of Requirements
<u>WAR CONSUMABLES</u>					
Auxiliary Fuel Tanks	Each	70,764	109	73,295	139
De-Icing Fluid	Gallons	1,019,530	68	1,475,419	82
Dropsondes	Each	3,710	76	3,906	58
Gaseous Oxygen	Cubic Feet	2,451,521	82	3,224,410	76
Hi-Density Kits	Each	135	100	135	100
Methyl Alcohol	Gallons	1,370,008	84	2,488,495	116
<u>Photographic Chemicals</u>					
Acetic Glaucal Acid	Gallons	59	83	77	75
Ammonium Chloride	Pounds	246	31	617	42
Powder Developer	5-Gal Package	833	58	823	74
Powder Hardener	5-Gal Package	1,797	83	1,659	52
Sodium Thiosulfatel	Pounds	26,199	75	21,922	49
Pylon Assemblies	Each	23,312	151	24,173	184
Subsistence: In Flight Packets	Each Unit	480,807	68	708,699	72
Window Material	Cartons	147,220	94	102,154	97
<u>AMMUNITION RELATED ITEMS (Selected)</u>					
Assisted Take Off (ATO) Racks	Each	7,800	155	8,294	174
Airborne Weapons (Guns)	Each	3,001	96	2,564	192
Airborne Weapons (Barrels)	Each	26,548	113	22,993	202

Source: Data Applications Division, Data Services Center, Comptroller of the Air Force

SECRET

DOWNGRADED AT 3 YEAR INTERVALS;
DECLASSIFIED AFTER 12 YEARS.
DOD DIR. 5200.10

**TABLE 59 - USAF SELECTED ITEMS OF AMMUNITION BY LOCATION, WORLD-WIDE, SEMIANNUALLY -
FY 1964**

ITEM	WORLD-WIDE	EUROPE	PACIFIC	CONTINENTAL US AND OTHER	DEPOT RESERVE
31 DECEMBER 1963					
<u>BOMB</u>					
CBU-1A/A	14,704	9,720	4,244	4	736
CBU-2/A	17,581	10,280	3,202	1,071	3,028
FIRE, BLU-1/B.	17,514	8,700	7,754	1,060	-
M117-750# G. P.	393,319	46,344	39,358	5,940	301,677
<u>ROCKET</u>					
2.75" FFAR HEAT (Thous).	1,807	132	220	60	1,395
Launcher, LAU 3/A.	12,483	5,816	3,747	2,192	728
<u>CARTRIDGE 20MM (Thous)</u>					
M-39 Gun (F1).	18,631	6,117	6,734	3,558	2,222
M-61 Gun W/M14 Link.	6,529	1,951	2,301	910	1,367
<u>FALCON</u>					
AIM-4A (GAR-1D).	9,456	2,334	2,381	3,915	826
AIM-4B/C/D (GAR 2/2A/2B)	11,276	2,197	1,903	5,352	1,824
<u>BULLPUP</u>					
AGM-12B (GAM-83A).	8,690	4,060	2,753	1,854	23
<u>SIDEWINDER</u>					
AIM-9B (GAR-8)	15,408	7,243	3,966	4,199	-
30 JUNE 1964					
<u>BOMB</u>					
CBU-1A/A	18,021	9,479	5,756	2	2,784
CBU-2/A	21,632	9,396	6,190	1,708	4,338
FIRE, BLU-1/B.	15,596	5,720	7,593	1,919	364
M117-750# G. P.	374,048	30,720	42,047	8,883	292,398
<u>ROCKET</u>					
2.75" FFAR HEAT (Thous).	1,786	126	225	71	1,364
Launcher, LAU 3/A.	19,284	9,332	3,800	6,152	-
<u>CARTRIDGE 20MM (Thous)</u>					
M-39 Gun (F1).	18,595	5,147	7,946	2,701	2,801
M-61 Gun W/M14 Link.	9,445	2,833	2,673	787	3,152
<u>FALCON</u>					
AIM-4A (GAR-1D).	9,298	1,525	2,355	3,829	1,589
AIM-4B/C/D (GAR 2/2A/2B)	11,209	1,786	1,873	5,339	2,211
<u>BULLPUP</u>					
AGM-12B (GAM-83A).	12,717	6,958	3,676	1,616	467
<u>SIDEWINDER</u>					
AIM-9B (GAR-8)	16,675	7,192	3,948	5,535	-

The following definitions apply to abbreviations used above:

FFAR - Folding Fin Aircraft Rocket
HEAT - High Explosive Antitank

GAR - Guided Aircraft Rocket
GAM - Guided Aircraft Missile

Source: Data Applications Division, Data Services Center, Comptroller of the Air Force; Atomic Energy and Armament Division, Directorate of Supply and Services, Deputy Chief of Staff, Systems and Logistics.

DOWNGRADED AT 3 YEAR INTERVALS; DECLASSIFIED AFTER 12 YEARS. DOD DIR. 5200.10

MATERIEL (CONTINUED)

AIR FORCE EQUIPMENT MANAGEMENT SYSTEM (AFEMS)

INTRODUCTION

The tables included in this section provide summary monetary data on the Air Force Equipment Authorization Inventory portion of the USAF Equipment Management System (AFEMS). These data have been summarized from the Monetary Report of AF Equipment Authorization Inventory Data (E-AID), RCS: 9-AF-S106 submitted by each major air command to Air Force Logistics Command. The directives governing the system are Chapter 4, Part one, Volume IV of the Air Force Supply Manual 67-1, and Volume III, Part 19 of the Air Force Manual 171-14. NOTE: Data breakout of equipment by type (mobility, joint-use, support, and war readiness materiel) is no longer available. Semi-annual summary data are depicted herein.

DEFINITIONS

AUTHORIZATION - A validated requirement established in accordance with current directives for a specific item in a stated quantity for entry in the appropriate column of the E-AID.

BASE EQUIPMENT MANAGEMENT OFFICE (BEMO) - The organization at each base which has responsibility for management of the base equipment program.

COMMAND EQUIPMENT MANAGEMENT OFFICE (CEMO) - The command organization responsible for management of the command equipping program.

EQUIPMENT AUTHORIZATION INVENTORY DATA (E-AID) - This record reflects authorization, in use/in place, substitutes, custody receipts, and due-in quantities. (Replaces Unit Authorization List, Materiel Readiness Authorization List, and certain other accountable records.)

IN-PLACE EQUIPMENT - Equipment which is physically placed at specific locations in support of wartime additive mission.

IN-USE EQUIPMENT - Equipment in the possession of the unit or the organization and accounted for on the unit property records. This includes items actually in the hands of the unit regardless of condition.

JOINT-USE EQUIPMENT (JUE) - Equipment which can be utilized to meet an existing organization's mission and a wartime additive mission.

MOBILITY EQUIPMENT (ME) - Items and quantities of equipment required to be moved with, or concurrently with, the combat or support type unit upon deployment to a programmed emergency or wartime station.

ORGANIZATIONAL EQUIPMENT - All non-expendable items authorized to or on hand in an organization or base to support its mission (peace and war), except those equipment items listed in paragraph 3a, Chapter 4, Part One, Volume IV, AFM 67-1. Organizational equipment is divided into four types - Mobility Equipment, Support Equipment, Joint-Use Equipment, and War Readiness Materiel Equipment.

SUPPORT EQUIPMENT (SE) - Those items of organizational equipment required for the support of units not scheduled for physical movement to combat or support positions in the event of emergency or wartime situations. They also augment mobility equipment authorized for those combat and support type units.

WAR READINESS MATERIEL (WRM) EQUIPMENT - Items and quantities of equipment required in addition to Mobility and Joint Use Equipment to completely support a wartime additive mission.

TABLE 60 — MONETARY VALUE OF USAF EQUIPMENT AUTHORIZED AND IN USE / IN PLACE,
BY COMMAND, WORLD-WIDE - 15 OCT 1963 AND 15 APR 1964

(See Introduction to this section for changes in title and caption)

COMMAND	AIR FORCE EQUIPMENT				
	Authorized		In-Use/In-Place		Per Cent of Value In-Use To Value Authorized
	Dollar Value (Thousands)	Per Cent of Total	Dollar Value (Thousands)	Per Cent of Total	
15 OCT 1963					
<u>TOTAL</u>	\$ 4,900,947	100.0	\$ 4,388,059	100.0	89.5
Aeronautical Chart and Information Center	4,423	.1	3,529	.1	79.8
Air Defense Command	501,679	10.2	478,024	10.9	95.3
Air Force Accounting and Finance Center	2,258	a/	2,211	.1	97.9
Air Force Communications Service	56,761	1.2	50,488	1.1	88.9
Air Force Logistics Command	481,492	9.8	434,894	10.0	90.3
Air Force Systems Command	338,825	7.0	307,346	7.0	90.7
Air Training Command	469,024	9.6	415,041	9.4	88.5
Air University	13,893	.3	13,429	.3	96.7
Alaskan Air Command	61,290	1.2	60,796	1.4	99.2
Continental Air Command	71,282	1.5	63,194	1.4	88.7
Headquarters Command, USAF	33,580	.7	31,669	.7	94.3
Headquarters USAF	-	-	-	-	-
Military Air Transport Service	180,650	3.7	166,386	3.8	92.1
Office of Aerospace Research	29,034	.6	26,211	.6	90.3
Pacific Air Forces	249,406	5.1	206,329	4.7	82.7
Strategic Air Command	1,739,119	35.5	1,560,880	35.6	89.8
Tactical Air Command	217,084	4.4	160,919	3.6	74.1
USAF Academy	16,608	.3	16,150	.4	97.2
U S Air Forces in Europe	344,756	7.0	319,920	7.3	92.8
USAF Security Service	78,488	1.6	60,211	1.4	76.7
USAF Southern Command	11,295	.2	10,432	.2	92.4
15 APR 1964					
<u>TOTAL</u>	\$ 5,150,871	100.0	\$ 4,645,226	100.0	90.2
Aeronautical Chart and Information Center	4,386	.1	3,489	.1	79.5
Air Defense Command	519,697	10.1	468,805	10.1	90.2
Air Force Accounting and Finance Center	2,210	a/	2,199	a/	99.5
Air Force Communications Service	53,361	1.0	48,129	1.0	90.2
Air Force Logistics Command	530,178	10.3	478,927	10.3	90.3
Air Force Systems Command	349,187	6.8	340,346	7.3	97.5
Air Training Command	577,846	11.2	532,847	11.5	92.2
Air University	13,459	.3	13,231	.3	98.3
Alaskan Air Command	57,250	1.1	56,642	1.2	98.9
Continental Air Command	68,030	1.3	55,449	1.2	81.5
Headquarters Command, USAF	36,002	.7	33,998	.7	94.4
Headquarters USAF	-	-	-	-	-
Military Air Transport Service	188,806	3.7	141,467	3.0	74.9
Office of Aerospace Research	31,642	.6	27,678	.6	87.5
Pacific Air Forces	241,609	4.7	184,515	4.1	76.4
Strategic Air Command	1,811,584	35.2	1,682,000	36.2	92.8
Tactical Air Command	245,272	4.8	190,256	4.1	77.6
USAF Academy	17,879	.3	17,104	.4	95.7
U S Air Forces in Europe	312,223	6.1	297,471	6.4	95.3
USAF Security Service	77,059	1.5	60,609	1.3	78.7
USAF Southern Command	13,191	.2	10,064	.2	76.3

a/ Less than .1 per cent.

Source: Data Applications Division, Data Services Center, Comptroller of the Air Force.

MATERIEL (CONTINUED)**MACHINE TOOLS****INTRODUCTION**

The tables in this section provide summary data on the status of the inventory and acquisition cost of USAF Machine Tools as required by AFR 78-16, dated, 17 April 1959.

Machine tools are referred to as that production equipment listed in the Federal Catalog under commodity codes 3411-3419 and 3441-3449 with an acquisition cost of more than \$500.

DEFINITIONS

INDUSTRIAL SUPPLY (ACTIVE AND INACTIVE) - Air Force owned tools in the hands of contractors or being held to fulfill future contractor requirements. Tools in use for production or for research and development are designated active; tools not in use are termed inactive. The inactive include tools held in general reserve in storage sites, stored in contractors' plants, and those declared excess to requirements that are in storage awaiting disposal.

MILITARY SUPPLY (ACTIVE AND INACTIVE) - Air Force owned tools in the hands of base installation engineers, base maintenance activities including aircraft and equipment, depot maintenance, or held in general reserve in Air Force Logistics Command (AFLC) storage sites. Tools in use in maintenance, rebuild, and repair at base or depot levels are designated active. Tools not in use include those in AFLC storage sites and those excess to Air Force requirements that are in storage awaiting disposal.

MISCELLANEOUS MACHINE TOOLS - Includes polishing and buffing, shaping, honing, lapping, cutoff machines, etc.

TABLE 61 - USAF-OWNED MACHINE TOOLS AT MILITARY AND INDUSTRIAL INSTALLATIONS - 30 JUN 1964

MACHINE TOOL BY TYPE	QUANTITY (ACTIVE AND INACTIVE)			VALUE (ACQUISITION COST) (In Thousands of Dollars)		
	TOTAL	MILITARY SUPPLY	INDUSTRIAL SUPPLY	TOTAL	MILITARY SUPPLY	INDUSTRIAL SUPPLY
<u>TOTAL</u>	<u>58,681</u>	<u>1,300</u>	<u>57,381</u>	<u>802,326</u>	<u>5,078</u>	<u>797,248</u>
METAL CUTTING MACHINES						
<u>TOTAL</u>	<u>46,329</u>	<u>794</u>	<u>45,535</u>	<u>628,516</u>	<u>3,801</u>	<u>624,715</u>
Boring Machines	2,921	8	2,913	120,237	247	119,990
Broaching Machines	385	-	385	9,770	-	9,770
Drilling Machine	6,429	112	6,317	34,967	305	34,662
Gear Cutting and Finishing Machines	864	-	864	14,577	-	14,577
Grinding Machines	8,064	114	7,950	84,258	701	83,557
Lathes	9,642	108	9,534	111,349	764	110,585
Milling Machines	7,920	116	7,804	205,965	798	205,167
Planers	120	-	120	5,994	-	5,994
Miscellaneous Machine Tools	9,984	336	9,648	41,399	986	40,413
METAL FORMING MACHINES						
<u>TOTAL</u>	<u>12,352</u>	<u>506</u>	<u>11,846</u>	<u>173,810</u>	<u>1,277</u>	<u>172,533</u>
Bending and Forming Machines	4,957	314	4,643	18,795	710	18,085
Hydraulic and Pneumatic Presses, Power Driven	1,000	8	992	102,651	18	102,633
Mechanical Presses, Power Driven	1,074	5	1,069	23,553	15	23,538
Manual Presses	1,005	30	975	816	24	792
Punching and Sheering Machines	2,788	117	2,671	10,573	376	10,197
Forging Machinery and Hammers	405	9	396	10,748	77	10,671
Wire and Metal Ribbon Forming Machines	65	1	64	273	1	272
Riveting Machines	670	4	666	3,368	26	3,342
Miscellaneous Secondary Metal Forming and Cutting Machines	388	18	370	3,033	30	3,003

Source: Data Applications Division, Data Services Center, Comptroller of the Air Force.

MATERIEL (CONTINUED)**STATUS OF THE STRATEGIC AND CRITICAL
MATERIALS STOCKPILING PROGRAM**

The tables included in this section provide data on the Strategic and Critical Materials Stockpiling Program for Fiscal Year 1964. The information on this subject covers the availability of storage space, its utilization by depot, and the tonnage occupying such space.

TABLE 62 - STATUS OF THE STRATEGIC AND CRITICAL MATERIALS STOCKPILING PROGRAM, BY DEPOT - 30 JUN 1964

DEPOT	STORAGE SPACE IN SQUARE FEET						TOTAL TONS ON HAND
	Allocated by Dept of Air Force		Occupied by Strategic Materials		Balance Available		
	Warehouse	Open	Warehouse	Open	Ware-house	Open	
<u>TOTAL</u>	<u>147,200</u>	<u>2,041,000</u>	<u>147,200</u>	<u>1,974,595</u>	-	<u>66,405</u>	<u>867,603</u>
Marietta Air Force Station, Pa.	2,000	1,443,000	2,000	1,442,595	-	405	664,038
Mira Loma Air Force Station, Calif.	53,700	266,000	53,700	200,000	-	66,000	53,970
Griffiss Air Force Base, Rome, NY	91,500	296,000	91,500	296,000	-	-	145,599
Kelly Air Force Base, San Antonio, Tex	-	36,000	-	36,000	-	-	3,996

Source: Data Applications Division, Data Services Center, Comptroller of the Air Force.

TABLE 63 - STATUS OF THE STRATEGIC AND CRITICAL MATERIALS STOCKPILING PROGRAM BY DEPOT, BY MATERIAL - 30 JUN 1964

MATERIAL	DEPOT	STORAGE SPACE IN SQUARE FEET						TOTAL TONS ON HAND
		Allocated By Dept of Air Force		Occupied By Strategic Materials		Balance Available		
		Warehouse	Open	Warehouse	Open	Ware-house	Open	
<u>TOTAL</u>		<u>147,200</u>	<u>2,041,000</u>	<u>147,200</u>	<u>1,974,595</u>	-	<u>66,405</u>	<u>867,603</u>
Aluminum	Marietta, Pa	-	79,000	-	78,595	-	405	16,274
	Mira Loma, Calif	-	111,000	-	111,000	-	-	19,914
Antimony Metal	Rome, New York	-	9,000	-	9,000	-	-	2,797
	San Antonio, Tex	-	7,000	-	7,000	-	-	1,600
Bauxite	Mira Loma, Calif	-	25,000	-	25,000	-	-	9,887
Beryllium Ore	Marietta, Pa	-	44,000	-	44,000	-	-	9,881
	Rome, New York	400	-	400	-	-	-	15
Brass	Rome, New York	1,200	4,000	1,200	4,000	-	-	1,745
Celestite	Marietta, Pa	-	69,000	-	69,000	-	-	13,646
Chrome Metallurgical Ore	Marietta, Pa	-	443,000	-	443,000	-	-	215,815
Chrome Refractory Ore	Marietta, Pa	-	103,000	-	103,000	-	-	74,747

**DOWNGRADED AT 12 YEAR INTERVALS;
NOT AUTOMATICALLY DECLASSIFIED
DOD DIR. 5200.10**

SECRET

**DOWNGRADED AT 3 YEAR INTERVALS;
DECLASSIFIED AFTER 12 YEARS.
DOD DIR. 5200.10**

SECRET

TABLE 63 - STATUS OF THE STRATEGIC AND CRITICAL MATERIALS STOCKPILING PROGRAM BY DEPOT,
BY MATERIAL - 30 JUN 1964 (CONTINUED)

MATERIAL	DEPOT	STORAGE SPACE IN SQUARE FEET						TOTAL TONS ON HAND
		Allocated By Dept of Air Force		Occupied By Strategic Materials		Balance Available		
		Warehouse	Open	Warehouse	Open	Ware- house	Open	
Cobalt	Mira Loma, Calif	3,000	-	3,000	-	-	-	585
	Rome, New York	-	-	-	-	-	-	0.27
Copper	Mira Loma, Calif	-	16,000	-	10,000	-	6,000	2,163
	Rome, New York	-	262,000	-	262,000	-	-	109,926
Feathers and Down	Mira Loma, Calif	20,200	-	20,200	-	-	-	224
Ferromolybdenum	Mira Loma, Calif	300	-	300	-	-	-	60
Fluorspar Metallurgical Ore	Marietta, Pa	-	113,000	-	113,000	-	-	26,493
Iodine	Mira Loma, Calif	3,600	-	3,600	-	-	-	276
Lead	Marietta, Calif	-	45,000	-	45,000	-	-	25,650
	Mira Loma, Calif	-	8,000	-	8,000	-	-	3,340
	Rome, New York	-	21,000	-	21,000	-	-	10,090
Manganese Battery	Marietta, Pa	-	149,000	-	149,000	-	-	53,637
Manganese Metallurgical Ore	Marietta, Pa	-	290,000	-	290,000	-	-	183,553
Manganese Ore Type B, Chemical	Marietta, Pa	-	4,000	-	4,000	-	-	106
Manganese Ferro	Mira Loma, Calif	-	60,000	-	-	-	60,000	-
Magnesium	San Antonio, Tex	-	29,000	-	29,000	-	-	2,396
Mica	Rome, New York	32,300	-	32,300	-	-	-	3,481
Nickel	Mira Loma, Calif	100	-	100	-	-	-	14
Nickel Oxide	Rome, New York	13,200	-	13,200	-	-	-	2,273
Quebracho	Mira Loma, Calif	1,000	-	1,000	-	-	-	163
Rubber	Mira Loma, Calif	23,700	-	23,700	-	-	-	865
Talcum (Tank)	Marietta, Pa	2,000	-	2,000	-	-	-	1,511
Titanium Sponge	Mira Loma, Calif	1,600	-	1,600	-	-	-	61
Tungsten	Mira Loma, Calif	200	-	200	-	-	-	60
	Rome, New York	44,400	-	44,400	-	-	-	15,272
Zinc	Marietta, Pa	-	104,000	-	104,000	-	-	42,725
	Mira Loma, Calif	-	46,000	-	46,000	-	-	16,358

Source: Data Applications Division, Data Services Center, Comptroller of the Air Force

DOWNGRADED AT 12 YEAR INTERVALS;
NOT AUTOMATICALLY DECLASSIFIED
DOD DIR. 5200.10

SECRET

DOWNGRADED AT 3 YEAR INTERVALS;
DECLASSIFIED AFTER 12 YEARS
DOD DIR. 5200.10

MATERIEL (CONTINUED)

141

SURPLUS AND EXCESS MATERIEL

INTRODUCTION

The primary objective of the USAF Disposal Program is to remove inactive, obsolete, and nonrequired personal property from active Air Force inventories in a timely and efficient manner. This is accomplished through redistribution and/or marketing procedures as set forth in Volume XIII, APM 67-1.

The dollar value at which materiel is carried on inventory records is for monetary accounting purposes. It may or may not be based upon the original acquisition cost and can be estimated if not available. This is not an appraised value.

Statistics included herein have been compiled from Excess and Surplus Property Reports, RCS: DD-S&L(Q)369. (Air Force source, Excess and Surplus Property Report, RCS: AF-S57, and Scrap and Waste Report, RCS: (AF-S13).

DEFINITIONS

DISPOSAL - The redistribution of AF excess and the disposition of surplus property (including scrap) by transfer, donation, sale, destruction, and abandonment.

DONABLE PROPERTY - Surplus equipment, materials, books, or other surplus including surplus property in working capital funds, stock fund items, or similar management funds.

EXCESS PROPERTY - Any property under the control of any federal agency which is not required for its needs and the discharge of its responsibilities.

PERSONAL PROPERTY - Property of any kind (equipment, supplies, etc.) or any interest therein, acquired by the Air Force. Excludes real property and records of the Federal Government.

SCRAP - Personal property, other than waste, which has no reasonable prospect of sale, or which appears to have no market value other than its basic material content.

SURPLUS PROPERTY - Personal property which, through screening or other means, has been determined to be in excess to all federal agency requirements.

TABLE 64 - EXCESS AND SURPLUS PROPERTY ACTIVITY, DISPOSALS VS EXCESS AND SURPLUS ON HAND,
WORLD-WIDE - DURING FY 1964

(Dollars are in Millions; figures in parentheses are not included in totals)


ACTIVITY	WORLD-WIDE	UNITED STATES AND PUERTO RICO	OVERSEAS
	FY 1964		
<u>ON HAND (30 June 1963) - TOTAL</u>	\$ 1,197.9	\$ 1,155.3	\$ 42.6
<u>GENERATED - TOTAL</u>	2,676.5	2,510.5	166.0
<u>DISPOSAL - TOTAL</u>	3,040.9	2,868.8	172.1
Utilized by Air Force	308.0	288.8	19.2
Transferred to Department of Defense and Federal Agencies	130.0	98.4	31.6
Sales to Foreign Governments.	1.7	1.2	.5
<u>Sales to Foreign Governments Proceed - Total.</u>	(\$ 1.1)	(\$ 1.1)	(\$ -)
Donations	97.8	97.7	.1
Salvage and Usable Sold	384.7	343.4	41.3
<u>Salvage and Usable Sold Proceed - Total</u> . . .	(\$ 14.5)	(\$ 11.0)	(\$ 3.5)
Expended to Scrap	2,106.9	2,032.4	74.5
Abandoned	8.1	6.5	1.6
Other Dispositions.	3.7	.4	3.3
<u>ON HAND (30 June 1964) - TOTAL</u>	833.5	797.0	36.5
	SCRAP DISPOSALS		
<u>SCRAP SOLD (Tons) - TOTAL</u>	216,206	161,644	54,562
<u>SCRAP SOLD PROCEED - TOTAL.</u>	(\$ 9.6)	(\$ 7.7)	(\$ 1.9)
<u>SCRAP ON HAND (Tons) 30 June 1964 - TOTAL</u> . . .	76,080	62,917	13,163

Source: Data Applications Division, Data Services Center, Comptroller of the Air Force

Transportation

TRANSPORTATION

PART V



TRANSPORTATION

INTRODUCTION

The data included in this section represent the actual movement of people and things world-wide.

Military Air Transport Service (MATS) data shown herein represent movement by the MATS Industrial Fund of traffic for all services and to a minor extent for other agencies. The MATS Industrial Fund began operation at the beginning of Fiscal Year 1960.

Ocean Transportation as shown herein represents all traffic arranged for by the Military Sea Transportation Service (MSTS) on the following types of ships:

- CARGO - (1) MSTS Ships: MSTS operated passenger and cargo vessels and MSTS contractor operated vessels.
(2) Commercial ships on time or voyage charter, shipping contract, and berth term.
(3) Maritime administration ships.
(4) Navy ships.

PASSENGER - MSTS nucleus passenger ships, contract space on commercial vessels, and space on cargo vessels as required.

Tables reflecting movements out of AF Continental US (CONUS) installations via commercial transportation refer to traffic where movement is accomplished by a bill of lading or a transportation request. Data as shown herein include movements by Air Force for other services and do not include movements for the Air Force by other services. Data are for the period in which traffic moved rather than for the period of payment for transportation service.

DEFINITIONS

LONG TON - 2,240 pounds.

MEASUREMENT TON (M/T) - Unit of volume displacing 40 cubic feet of space.

SPACE AVAILABLE TRAVEL - Space which is surplus after all space required traffic has been accommodated and which would otherwise be unused.

SPACE REQUIRED TRAVEL - Transportation space against which a requirement was accepted and an assignment made.

TABLE 65 - MILITARY AIR TRANSPORT SERVICE (MATS) SELECTED TRANSPORT OPERATIONS OF THE SINGLE MANAGER OPERATING AGENCY BY USER - FY 1964

(Table below shows movements by industrial fund aircraft and movements out of MATS aerial ports by non-industrial fund aircraft)

TYPE OF OPERATION	AIRLIFT SERVICE PROVIDED FOR				
	Total	US Army	US Navy	Air Force	Other
<u>CHANNEL TRAFFIC SPACE ASSIGNED (In Thousands)</u>					
Cargo (Tons) a/	214.1	50.2	29.4	134.5	-
Passengers (Number)	1,144.6	417.6	230.5	496.5	-
<u>CHANNEL TRAFFIC TONS AIRLIFTED (In Thousands) - TOTAL</u>	<u>319.3</u>	<u>91.2</u>	<u>51.4</u>	<u>176.7</u>	-
Cargo a/	196.8	47.4	26.7	122.7	-
Passengers and Patients	122.5	43.8	24.7	54.0	-
<u>CHANNEL PASSENGERS/PATIENTS AIRLIFTED (In Thousands) - TOTAL</u>	<u>1,102.3</u>	<u>394.9</u>	<u>221.8</u>	<u>485.6</u>	-
Military	644.0	226.6	154.3	263.1	-
Civilian	458.3	168.3	67.5	222.5	-
<u>SPECIAL ASSIGNMENT AIRLIFT TON MILES OF CAPABILITY (Millions) - TOTAL</u>	<u>504.0</u>	<u>110.8</u>	<u>58.6</u>	<u>303.7</u>	<u>30.9</u>
<u>SPECIAL AIR MISSION (1254 ATW) PASSENGERS AIRLIFTED (In Thousands) - TOTAL</u>	<u>13.4</u>	-	-	<u>12.4</u>	<u>1.0</u>
<u>SPACE AVAILABLE PASSENGERS AIRLIFTED (In Thousands) - TOTAL</u>	<u>160.8</u>	<u>46.9</u>	<u>44.8</u>	<u>69.1</u>	-

a/ Includes mail carried on aircraft under operational control of MATS.

Source: Data Applications Division, Data Services Center, Comptroller of the Air Force

TABLE 66 - MILITARY AIR TRANSPORT SERVICE (MATS) SELECTED TRANSPORT OPERATIONS OF THE SINGLE MANAGER OPERATING AGENCY BY ACTIVITY - FY 1964

TYPE OF OPERATION	AIRLIFT SERVICES PERFORMED BY					
	Total	Transport Force	Special Air Missions (1254 ATW)	Domestic Aeromed Evac ConUS	Other Military Units	Commercial
<u>CHANNEL TRAFFIC SPACE ASSIGNED (Thousands)</u>						
Cargo (Tons) a/	214.1	-	b/	-	-	b/
Passengers (Number)	1,144.6	-	b/	-	-	b/
<u>CHANNEL TRAFFIC TONS AIRLIFTED (Thousands) - TOTAL</u>	<u>319.3</u>	<u>181.5</u>	-	-	<u>10.4</u>	<u>127.4</u>
Cargo a/	196.8	143.0	-	-	10.1	43.7
Passengers and Patients	122.5	38.5	-	-	.3	83.7
<u>CHANNEL PASSENGERS/PATIENTS AIRLIFTED (Thousands) - TOTAL</u>	<u>1,102.3</u>	<u>346.1</u>	-	-	<u>2.2</u>	<u>754.0</u>
Military	644.0	228.9	-	-	1.9	413.2
Civilian	458.3	117.2	-	-	.3	340.8
<u>CHANNEL TRAFFIC TON MILES FLOWN (Millions) - TOTAL</u>	<u>1,183.8</u>	<u>633.1</u>	-	-	<u>28.4</u>	<u>522.3</u>
Cargo	726.0	508.3	-	-	28.1	189.6
Passengers and Patients	457.8	124.8	-	-	.3	332.7
<u>SPECIAL ASSIGNMENT AIRLIFT TON MILES OF CAPABILITY (Millions)</u>	<u>504.0</u>	<u>500.6</u>	1.9	-	-	1.5
<u>SPECIAL AIR MISSION (1254 ATW) PASSENGERS AIRLIFTED (Thousands) - TOTAL</u>	<u>13.4</u>	-	<u>13.4</u>	-	-	-
<u>DOMESTIC AEROMEDICAL PATIENTS AIRLIFTED (Thousands) - TOTAL</u>	<u>34.5</u>	-	-	<u>34.5</u>	-	-
<u>SPACE AVAILABLE PASSENGERS AIRLIFTED (Thousands) - TOTAL</u>	<u>160.8</u>	<u>83.8</u>	-	-	<u>1.7</u>	<u>75.3</u>

a/ Includes mail carried on aircraft under operational control of MATS.

b/ Breakout between air transport and commercial not available.

Source: Data Applications Division, Data Services Center, Comptroller of the Air Force

TABLE 67 - MILITARY AIR TRANSPORT AIRLIFT SERVICE, INDUSTRIAL FUND AIRCRAFT, AND FLYING HOUR DATA - FY 1964

TYPE BY FORCE	ASSIGNED AIRCRAFT AS OF 30 JUNE 1964	HOURS FLOWN DURING FY 1964			
		Total	Ferry, Test, and Other	Training	Transport
<u>TOTAL</u>	<u>592</u>	<u>743,371</u>	<u>10,417</u>	<u>109,287</u>	<u>623,667</u>
<u>Transport Units - Total</u>	<u>446</u>	<u>583,329</u>	<u>6,652</u>	<u>86,188</u>	<u>490,489</u>
C-97 ^{a/}	-	-	-	-	-
C-118	58	112,265	1,160	10,901	100,204
C-121	-	8,820	230	644	7,946
C-124	193	227,921	2,681	28,673	196,567
C-130	112	101,697	1,302	27,061	73,334
C-133	43	62,472	789	8,229	53,454
C-135	40	70,154	490	10,680	58,984
<u>Troop Carrier - Total</u>	<u>98</u>	<u>113,595</u>	<u>3,103</u>	<u>13,309</u>	<u>97,183</u>
C-124	98	113,595	3,103	13,309	97,183
<u>Domestic Aeromed Evacuation - Total</u>	<u>20</u>	<u>25,966</u>	<u>245</u>	<u>3,324</u>	<u>22,397</u>
C-131	20	25,966	245	3,324	22,397
<u>1254th Air Training Wing - Total</u> .	<u>28</u>	<u>20,481</u>	<u>417</u>	<u>6,466</u>	<u>13,598</u>
VC-118	3	1,868	33	753	1,082
C-121	6	3,291	87	860	2,344
VC-121	-	585	8	114	463
C-131	4	3,370	60	718	2,592
VC-137	4	3,068	42	713	2,313
C-140	11	6,360	141	1,797	4,422
U-4	-	1,939	46	1,511	382

a/ Military Airlift Augmentation Force.

Source: Data Applications Division, Data Services Center, Comptroller of the Air Force.

TABLE 68 - MILITARY AIR TRANSPORT SERVICE (MATS) COST OF COMMERCIAL AIRLIFT PROCURED FOR SINGLE MANAGER OPERATING AGENCY, BY CONTRACTOR - FY 1964

CONTRACTOR AND OTHERS	CONTRACTOR EXPENSE (In Thousands of Dollars)
<u>CALL-FIXED CONTRACT - TOTAL</u>	\$ 192,480
AAXICO Airlines, Inc.	33
Alaska Airlines, Inc.	987
Capitol Airways, Inc.	5,138
Flying Tiger Line, The	24,506
Northwest Orient Airlines, Inc.	10,625
Overseas National Airways, Inc.	121
Pan American World Airways, Inc.	28,266
Riddle Airlines, Inc.	5,852
Seaboard World Airlines, Inc.	13,707
Slick Airways, Inc.	11,442
Southern Air Transport, Inc.	4,487
Trans Caribbean Airways, Inc.	6,816
Trans International Airlines, Inc.	9,556
Trans World Airlines, Inc.	6,042
United Airlines, Inc.	197
World Airways, Inc.	17,005
Miscellaneous Transportation - Other	51
US Postal Department Charges for Army, or Air Post Office (APO) and Fleet Post Office (EPO) Mail	47,649

Source: Data Applications Division, Data Services Center, Comptroller of the Air Force.

TABLE 69 - STATEMENT OF REVENUE AND EXPENSES - MILITARY AIR TRANSPORT AIRLIFT SERVICE
 USAF INDUSTRIAL FUND - FY 1964

(In Millions of Dollars)

NET OPERATING RESULT (REVENUE LESS EXPENSES - FUNDED) TOTAL - \$ 1.5

<u>REVENUE (REIMBURSABLE) - TOTAL</u>	\$ <u>386.2</u>	<u>EXPENSE INCURRED (Funded) - TOTAL</u>	\$ <u>384.7</u>
<u>Transport Service - Total</u>	386.2	Commercial Augmentation	192.5
<u>Transport Operation - Total</u>	325.5	Aviation Petroleum, Oil and Lubricants	71.2
<u>Channel Traffic - Total</u>	272.0	Maintenance	66.3
Passenger	125.5	Other	54.7
Cargo	94.5		
Mail (Military Air Transport Service)	4.4	<u>STATISTICAL EXPENSES - TOTAL</u>	<u>226.9</u>
Mail (Common Carrier)	47.6	(Not included in Expense - Funded above)	
<u>Special Assignment Airlift - Total</u>	53.5	<u>Military Pay and Allowances - Total</u>	<u>136.8</u>
<u>USAF Mission Responsibility - Total</u>	60.7	<u>Depreciation - Total</u>	<u>90.1</u>
Special Air Mission - 1254 Air Transport Wing	9.0	Aircraft	87.3
Domestic Aeromedical	3.3	Other Equipment	2.8
International Aeromedical	2.7		
Airborne Training	45.7		

Source: Data Applications Division, Data Services Center, Comptroller of the Air Force

TABLE 70 - MOVEMENT OF USAF SPONSORED PASSENGERS VIA OCEAN TRANSPORTATION BY DIRECTION OF PASSENGER LIFT AND ACCOMMODATIONS, WORLD-WIDE - FY 1964

DIRECTION OF LIFT	TOTAL		SPACE REQUIRED		SPACE AVAILABLE	
	Cabin	Troop	Cabin	Troop	Cabin	Troop
<u>PASSENGER - TOTAL</u>	<u>5,702</u>	<u>186</u>	<u>298</u>	<u>86</u>	<u>5,404</u>	<u>100</u>
OUTBOUND FROM CONTINENTAL US	1,092	40	61	-	1,031	40
INBOUND TO CONTINENTAL US	875	61	224	6	651	55
OTHER AREAS	3,733	84	13	80	3,720	4
COAST WISE	2	1	-	-	2	1

Source: Data Applications Division, Data Services Center, Comptroller of the Air Force

TABLE 71 - MOVEMENT OF USAF SPONSORED PASSENGERS VIA OCEAN TRANSPORTATION BY ACCOMMODATION AND CATEGORY OF PASSENGERS, WORLD-WIDE - FY 1964

CATEGORY	TOTAL		SPACE REQUIRED		SPACE AVAILABLE	
	Cabin	Troop	Cabin	Troop	Cabin	Troop
<u>PASSENGER - TOTAL</u>	<u>15,962</u>	<u>2,365</u>	<u>10,507</u>	<u>2,244</u>	<u>5,455</u>	<u>121</u>
MILITARY	3,333	1,968	2,539	1,900	794	68
DEPENDENT	11,518	36	7,558	1	3,960	35
OTHER	1,111	361	410	343	701	18

Source: Data Applications Division, Data Services Center, Comptroller of the Air Force

TABLE 72 - MOVEMENT OF USAF SPONSORED PASSENGERS VIA OCEAN TRANSPORTATION TO AND FROM CONTINENTAL US BY SOURCE, DESTINATION, AND ACCOMMODATION - FY 1964

CONTINENTAL US PORT/OVERSEA AREA	OUTBOUND				INBOUND			
	Total	Space Required		Space Available	Total	Space Required		Space Available
		Cabin	Troop			Cabin	Troop	
<u>PASSENGER - TOTAL</u>	<u>1,132</u>	<u>61</u>	-	<u>1,071</u>	<u>936</u>	<u>224</u>	<u>6</u>	<u>706</u>
<u>East Coast - Total</u>	<u>394</u>	<u>21</u>	-	<u>373</u>	<u>464</u>	<u>74</u>	<u>1</u>	<u>389</u>
British Isles	37	9	-	28	68	1	-	67
Europe	231	5	-	226	228	6	1	221
Mediterranean, Eastern	-	-	-	-	-	-	-	-
Mediterranean, Western	-	-	-	-	-	-	-	-
Panama	8	3	-	5	33	20	-	13
Persian Gulf, Asia, and Africa	-	-	-	-	-	-	-	-
Puerto Rico	118	4	-	114	135	47	-	88
South America, Eastern Coast	-	-	-	-	-	-	-	-
<u>West Coast - Total</u>	<u>738</u>	<u>40</u>	-	<u>698</u>	<u>472</u>	<u>150</u>	<u>5</u>	<u>317</u>
Alaska	-	-	-	-	-	-	-	-
Hawaiian Islands	475	10	-	465	171	12	-	159
Japan/Korea/Ryukyus/Bonins	216	13	-	203	173	25	3	145
Marianas	8	8	-	-	56	53	1	2
New Guinea/Australia	-	-	-	-	-	-	-	-
Philippines	31	3	-	28	7	3	-	4
Taiwan	8	6	-	2	65	57	1	7

Source: Data Applications Division, Data Services Center, Comptroller of the Air Force.

TABLE 73 - MOVEMENT OF USAF SPONSORED DRY CARGO VIA OCEAN TRANSPORTATION BY DIRECTION OF LIFT AND BY COMMODITY, WORLD-WIDE - FY 1964

(Table below is in Measurement Tons)

DIRECTION OF LIFT	TOTAL	GENERAL CARGO ^{a/}		SPECIAL CARGO ^{b/}		AIRCRAFT	OTHER ^{c/}
		Household Effects	Other	Private Vehicles	Other		
<u>TOTAL</u>	<u>2,515,176</u>	<u>165,244</u>	<u>1,279,470</u>	<u>507,459</u>	<u>355,079</u>	<u>74,157</u>	<u>129,767</u>
Outbound from Continental US	1,633,863	66,177	926,506	282,320	182,098	65,902	110,860
Inbound to Continental US	523,760	83,099	177,518	194,933	57,828	8,255	2,127
Other Areas	354,297	15,843	175,010	28,134	118,648	-	16,662
Coastwise	850	72	31	428	201	-	118
Inter-Coastal	2,406	53	405	1,644	304	-	-

a/ Includes packaged petroleum, oil, and lubricants, miscellaneous materiel packed in boxes, bales, bags, (including US Mail), barrels, and other items not requiring special storage.

b/ Any wheeled and tracked vehicles, and any cargo weighing more than 10,000 pounds or measuring 35 feet in any dimension except uncrated aircraft.

c/ Includes: Reefer (perishable commodities requiring refrigerated storage) and ammunition and explosives.

Source: Data Applications Division, Data Services Center, Comptroller of the Air Force.

TABLE 74 - MOVEMENT OF USAF SPONSORED DRY CARGO VIA OCEAN TRANSPORTATION TO AND FROM CONTINENTAL US BY SOURCE AND DESTINATION, BY COMMODITY, WORLD-WIDE - FY 1964
(In Measurement Tons)

CONTINENTAL US PORT/ OVERSEA AREA	OUTBOUND FROM CONTINENTAL US							INBOUND TO CONTINENTAL US						
	Total	General Cargo		Special Cargo		Aircraft	Other	Total	General Cargo		Special Cargo		Aircraft	Other
		Household Effects	Other	Private Vehicles	Other				Household Effects	Other	Private Vehicles	Other		
<u>WORLD-WIDE - TOTAL</u>	<u>1,633,863</u>	<u>66,177</u>	<u>926,506</u>	<u>282,320</u>	<u>182,098</u>	<u>65,902</u>	<u>110,860</u>	<u>523,760</u>	<u>83,099</u>	<u>177,518</u>	<u>194,933</u>	<u>57,828</u>	<u>8,255</u>	<u>2,127</u>
AFRICA - TOTAL	9,467	247	6,658	780	955	-	827	2,522	84	1,634	804	-	-	-
AZORES - TOTAL	17,986	825	12,228	2,096	1,469	-	1,368	3,613	55	2,061	1,228	269	-	-
BERMUDA - TOTAL	12,539	205	9,285	163	685	-	2,201	3,708	1,214	1,055	1,147	292	-	-
BRITISH ISLES - TOTAL	115,407	7,151	68,578	23,643	4,915	-	11,120	88,310	6,547	24,883	27,283	29,597	-	-
EUROPE - TOTAL	452,809	10,263	317,371	71,007	34,177	7,126	12,865	107,343	14,482	34,620	54,579	2,634	-	1,028
FAR EAST - TOTAL a/	233,565	4,645	130,874	56,947	26,817	-	14,282	98,267	13,227	34,286	48,112	2,597	5	40
ICELAND - TOTAL	1,535	44	913	507	71	-	-	319	53	190	28	48	-	-
INDIAN OCEAN - TOTAL b/	31,867	1,207	12,392	452	11,262	5,776	778	1,153	157	936	60	-	-	-
LATIN AMERICA - TOTAL c/	74,317	2,570	41,544	16,774	8,571	284	4,174	25,552	2,333	12,024	6,255	4,071	-	869
MEDITERRANEAN - TOTAL	268,156	28,230	141,257	36,664	28,740	12,441	20,824	109,768	37,923	29,139	28,058	14,491	-	157
MID PACIFIC - TOTAL d/	78,401	1,491	37,020	29,430	6,010	-	4,450	29,291	1,068	10,141	16,680	1,399	-	3
NORTH ATLANTIC - TOTAL e/	75,751	950	47,150	12,695	8,972	-	5,984	29,346	290	20,231	6,855	1,940	-	30
NORTH PACIFIC - TOTAL f/	14,610	1,318	9,634	1,932	1,726	-	-	69	12	57	-	-	-	-
SOUTHWEST PACIFIC - TOTAL g/	247,417	7,023	91,602	29,202	47,328	40,275	31,987	24,499	5,654	6,261	3,844	490	8,250	-
IRREGULAR ROUTES - TOTAL	36	8	-	28	-	-	-	-	-	-	-	-	-	-
<u>EAST COAST - TOTAL</u>	<u>944,752</u>	<u>33,361</u>	<u>587,845</u>	<u>154,899</u>	<u>107,506</u>	-	<u>61,141</u>	<u>269,435</u>	<u>41,758</u>	<u>92,396</u>	<u>114,955</u>	<u>18,244</u>	-	<u>2,082</u>
Africa	9,467	247	6,658	780	955	-	827	1,903	42	1,100	761	-	-	-
Azores	9,709	691	5,012	1,764	876	-	1,366	2,129	33	641	1,186	269	-	-
Bermuda	12,539	205	9,285	163	685	-	2,201	3,708	1,214	1,055	1,147	292	-	-
British Isles	104,016	4,858	61,082	22,766	4,191	-	11,119	42,003	4,033	9,370	24,723	3,877	-	-
Europe	423,193	7,253	305,861	67,246	29,972	-	12,861	85,097	7,248	25,287	49,588	1,946	-	1,028
Far East	30,500	643	12,739	4,040	12,215	-	863	9,338	3,251	1,935	4,071	81	-	-
Iceland	1,535	44	913	507	71	-	-	319	53	190	28	48	-	-
Indian Ocean	11,626	590	6,717	393	3,177	-	749	1,103	150	920	33	-	-	-
Latin America	48,852	1,470	21,987	14,319	6,905	-	4,171	15,877	851	6,545	4,815	2,799	-	867
Mediterranean	183,622	15,519	91,238	34,070	21,977	-	20,818	81,023	23,885	24,461	25,819	6,701	-	157
Mid Pacific	6,318	105	2,343	1,272	2,598	-	-	3,154	668	765	1,425	296	-	-
North Atlantic	62,350	938	43,927	4,121	7,510	-	5,854	23,632	281	20,065	1,321	1,935	-	30
North Pacific	5	-	5	-	-	-	-	-	-	-	-	-	-	-
Southwest Pacific	40,984	790	20,078	3,430	16,374	-	312	149	49	62	38	-	-	-
Irregular Routes	36	8	-	28	-	-	-	-	-	-	-	-	-	-
<u>GULF COAST - TOTAL</u>	<u>217,476</u>	<u>22,181</u>	<u>128,161</u>	<u>12,725</u>	<u>26,264</u>	<u>28,133</u>	<u>12</u>	<u>105,026</u>	<u>27,600</u>	<u>40,910</u>	<u>13,085</u>	<u>15,168</u>	<u>8,250</u>	<u>13</u>
Africa	-	-	-	-	-	-	-	619	42	534	43	-	-	-
Azores	8,277	134	7,216	332	593	-	2	1,484	22	1,420	42	-	-	-
British Isles	10,273	2,293	6,575	680	724	-	1	19,865	2,514	11,174	2,205	3,972	-	-
Europe	24,789	2,934	8,479	2,661	3,588	7,126	1	19,116	6,343	8,731	3,354	688	-	-
Far East	26,839	920	18,452	2,200	5,267	-	-	15,519	3,037	7,622	3,426	1,423	-	11
Indian Ocean	16,554	566	4,374	-	5,838	5,776	-	33	-	16	17	-	-	-

TABLE 74 - MOVEMENT OF USAF SPONSORED DRY CARGO VIA OCEAN TRANSPORTATION TO AND FROM CONTINENTAL US BY SOURCE AND DESTINATION, BY COMMODITY, WORLD-WIDE - FY 1964 (CONTINUED)
(In Measurement Tons)

CONTINENTAL US PORT/ OVERSEA AREA	OUTBOUND FROM CONTINENTAL US							INBOUND TO CONTINENTAL US						
	Total	General Cargo		Special Cargo		Air- craft	Other	Total	General Cargo		Special Cargo		Air- craft	Other
		House- hold Effects	Other	Pri- vate Vehicles	Other				House- hold Effects	Other	Pri- vate Vehicles	Other		
GULF COAST (Continued)														
Latin America	24,606	1,092	19,224	2,131	1,873	284	2	9,595	1,482	5,479	1,376	1,256	-	2
Mediterranean	82,169	12,643	48,685	2,488	5,906	12,441	6	27,579	13,450	4,533	1,975	7,621	-	-
Mid Pacific	2,090	123	1,452	270	245	-	-	313	10	21	282	-	-	-
North Pacific	14,431	1,302	9,621	1,918	1,590	-	-	-	-	-	-	-	-	-
Southwest Pacific	7,448	174	4,083	45	640	2,506	-	10,903	700	1,380	365	208	8,250	-
Irregular Routes	-	-	-	-	-	-	-	-	-	-	-	-	-	-
CALIFORNIA COAST - TOTAL	397,699	10,364	163,252	103,976	40,212	37,769	42,126	138,691	13,311	40,446	60,551	24,346	5	32
British Isles	1,015	-	818	197	-	-	-	26,442	-	4,339	355	21,748	-	-
Europe	4,553	76	2,914	943	617	-	3	3,130	891	602	1,637	-	-	-
Far East	141,237	2,823	71,615	49,602	5,487	-	11,710	68,748	6,571	21,134	39,931	1,078	5	29
Indian Ocean	1,503	51	930	59	451	-	12	17	7	-	10	-	-	-
Latin America	787	8	331	260	187	-	1	80	-	-	64	16	-	-
Mediterranean	1,136	68	692	106	270	-	-	1,166	588	145	264	169	-	-
Mid Pacific	65,460	1,263	29,133	27,724	2,911	-	4,429	25,675	390	9,354	14,866	1,062	-	3
North Pacific	171	16	8	14	136	-	-	69	12	57	-	-	-	-
Southwest Pacific	181,803	6,059	56,780	25,071	30,153	37,769	25,971	13,364	4,852	4,815	3,424	273	-	-
North Atlantic	31	-	31	-	-	-	-	-	-	-	-	-	-	-
NORTHWEST COAST - TOTAL	73,936	271	47,248	10,720	8,116	-	7,581	10,608	430	3,766	6,342	70	-	-
British Isles	103	-	103	-	-	-	-	-	-	-	-	-	-	-
Europe	274	-	117	157	-	-	-	-	-	-	-	-	-	-
Far East	34,989	259	28,068	1,105	3,848	-	1,709	4,662	368	3,595	684	15	-	-
Indian Ocean	2,184	-	371	-	1,796	-	17	-	-	-	-	-	-	-
Latin America	72	-	2	64	6	-	-	-	-	-	-	-	-	-
Mediterranean	1,229	-	642	-	587	-	-	-	-	-	-	-	-	-
Mid Pacific	4,533	-	4,092	164	256	-	21	149	-	1	107	41	-	-
North Atlantic	13,370	12	3,192	8,574	1,462	-	130	5,714	9	166	5,534	5	-	-
Southwest Pacific	17,182	-	10,661	656	161	-	5,704	83	53	4	17	9	-	-
Irregular Routes	-	-	-	-	-	-	-	-	-	-	-	-	-	-

- a/ Far East includes Korea, the Islands of Japan and the Ryukyus Group, the Bonin Island Group, and the Marianas.
- b/ Indian Ocean includes the Indian Ocean and all adjacent seas, the countries bordering the Red Sea, Persian Gulf, Arabian Sea, and the Bay of Bengal, East to the Burma-Thailand Border.
- c/ Latin America includes Mexico, Central America, South America, the Caribbean/Lesser Antilles, Bahamas, and Puerto Rico.
- d/ Mid Pacific includes the Hawaiian Islands, Caroline, Marshall Islands, Midway, Kure, Wake, Marcus, Palau Islands, New Guinea, Australia, New Zealand, and all the islands of the South Pacific Ocean not otherwise listed herein.
- e/ North Atlantic includes the East Coast of Canada, Labrador, Newfoundland, and Greenland.
- f/ North Pacific includes West Coast of Canada North of 50° North Latitude, and Alaska including the Aleutian Islands.
- g/ Southwest Pacific includes China, Indo-China, Thailand, Malay Peninsula, Sumatra, Java, Borneo, Celebes, Timor, Taiwan, the Philippines, and South East Asia.

Source: Data Applications Division, Data Services Center, Comptroller of the Air Force.

TABLE 75 - MOVEMENT OF USAF BULK PETROLEUM VIA OCEAN TRANSPORTATION BY AREA,
WORLD-WIDE - FY 1964

AREA	NUMBER OF LONG TONS
<u>PETROLEUM LIFT - TOTAL</u>	<u>5,996,221</u>
<u>US ORIGIN - TOTAL</u>	<u>2,734,896</u>
California	1,690,942
Other US Ports	1,043,954
<u>CARIBBEAN/LESSER ANTILLES ORIGIN - TOTAL</u>	<u>1,955,752</u>
<u>PERSIAN GULF ORIGIN - TOTAL</u>	<u>1,004,424</u>
<u>OTHER AREAS - TOTAL</u>	<u>301,149</u>

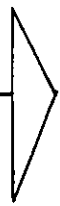
Source: Data Applications Division, Data Services Center, Comptroller of the Air Force

TABLE 76 - MOVEMENT OF USAF BULK PETROLEUM VIA OCEAN TRANSPORTATION BY TYPE OF PRODUCT
WORLD-WIDE - FY 1964


TYPE OF PRODUCT	NUMBER OF BARRELS	NUMBER OF LONG TONS
<u>PRODUCT - TOTAL</u>	<u>51,325,768</u>	<u>5,996,221</u>
Fuel Oil	5,547	807
Aviation Gasoline/115	12,227,615	1,345,094
Motor Gasoline/80	135,438	15,247
Jet Fuel Oil No. 1	94,223	11,097
Jet Fuel Oil No. 4	37,154,428	4,403,546
Jet Fuel Oil No. 5	71,857	9,219
Diesel Oil	423,742	56,402
L. P. Diesel Oil	1,182,869	150,869
Lubricating Oils	10,049	1,395
Other	20,000	2,545

Source: Data Applications Division, Data Services Center, Comptroller of the Air Force

Installations



PART VI



INSTALLATIONS

INVENTORY OF INSTALLATIONS

INTRODUCTION

The programming document, "Installations Classified per AFR 87-5, dated 30 June 1964," prepared and published by the Directorate of Operations, DCS/O, as a supplemental programming document to the Bases, Units, and Priorities Program, and USAF Installations Characteristics Data Report, RCS: 2-AF-Z21, was used to obtain data shown. The USAF exercises a real property interest in all except foreign bases which are included as major installations due to budgetary requirements.

DEFINITIONS

INSTALLATION - A separately located and defined area of real property in which the Air Force exercises a real property interest, or where the Air Force has jurisdiction over real property by agreement with foreign government or by rights of occupation.

- (a) **ACTIVE** - An Air Force installation in use for the performance of an Air Force function.
- (b) **ANCILLARY** - An installation subordinate to another installation of the USAF which is identifiable above.
- (c) **FOREIGN BASE** - An installation or location belonging to another government in which the USAF does not have a real property interest, but where in accordance with governmental agreements, the USAF has certain operational and budgetary responsibilities.
- (d) **INACTIVE** - An Air Force installation not in use for the performance of an Air Force function.
- (e) **INDUSTRIAL** - A public or private plant which is operated by a contractor and is controlled by the USAF through ownership, lease, or permit, which is utilized for: the establishment or expansion of industrial capacity to produce, modify, maintain, and service aircraft, missiles, and related components, and for the storage of machine tools and equipment in support of such programs.
- (f) **LOGISTICAL** - An installation whose principal use is to support a major depot or the Air Force Logistic Command Headquarters.
- (g) **OPERATIONAL** - An installation whose principal use is to provide support for Air Force combat and/or combat support, missile, or flying units of squadron strength or greater.
- (h) **OPERATIONAL FLYING SUPPORT** - An installation whose principal use is to support flying activities other than combat or combat support flying forces (equivalent of squadron strength or greater).
- (i) **OPERATIONAL NON-FLYING SUPPORT** - An installation without flying facilities whose principal use is to support headquarters of numbered air forces or higher echelons.
- (j) **RESEARCH AND TEST** - An installation whose principal use is to support major research, development or employment suitability testing missions.
- (k) **TENANT ON OTHER SERVICES** - An installation belonging to another service, government, department, or agency upon which the USAF has a Unit or activity stationed as a tenant (other than foreign bases).
- (l) **TRAINING** - An installation whose principal use is to support a training mission.

MILITARY CONSTRUCTION PROGRAM

INTRODUCTION

This section reflects progress of the Military Construction Program, since its inception in the Air Force, in terms of dollars available, apportioned, contracted, etc. Most of the data were furnished by the Directorate of Budget and the Directorate of Civil Engineering.

INSTALLATIONS (CONTINUED)

MILITARY CONSTRUCTION PROGRAM (CONTINUED)

DEFINITIONS

APPROVED PROGRAM - Scope and dollar amount approved for implementation of construction and funding by appropriate authority of Office of the Secretary of Defense and/or Bureau of the Budget through apportionment, or program clearance.

AUTHORIZED PROGRAM - The USAF Military Construction Program as approved by Congress.

CURRENT PROGRAM - The scope and dollar amount deemed necessary for the completion of a line item determined essential to the mission of the USAF.

OPERATING PROGRAM - The scope and dollar amount released to USAF construction agencies as approved for construction, obligation, and expenditures for the completion of a line item.

REAL PROPERTY INVENTORY

INTRODUCTION

These tables present the real property (facilities and land) controlled by the Air Force. The costs shown represent the costs at time of acquisition to the U. S. Government, plus any subsequent improvement, and do not reflect the current value or estimated replacement costs.

DEFINITIONS

EASEMENTS - A right which one party has to use the land owned by another party for ingress and egress, or for the purpose of reducing or limiting the height of objects on land owned by another party to establish security or safety area, or right-of-way interests.

FOREIGN RIGHTS - An agreement or contract between the U. S. Government and a foreign country which gives the United States the right to use the land in a foreign country.

LEASES - A contract between a lessor and a lessee granting exclusive possession and use of land for a period of time and specified compensation.

LICENSE - A privilege to use the land of another, revocable at the will of the land owner.

OWNED LAND - Land acquired through donation of title or cost thereof from private enterprise, state or local governments, condemnation, or purchase.

PUBLIC DOMAIN AND PUBLIC LAND - Land assigned to the AF through a permanent or temporary withdrawal from public domain.

COST OF MAINTENANCE AND OPERATION OF REAL PROPERTY

INTRODUCTION AND DEFINITIONS

This section shows the cost of maintenance and operation of USAF Real Property.

CONTRACT - Lump sum and unit price work agreements administered by the installation for preservation and construction; and utility service, inspection, and maintenance agreements administered by major air force command headquarters.

COST OF MAINTENANCE AND OPERATION OF REAL PROPERTY (CONTINUED)

INTRODUCTION AND DEFINITIONS

LABOR COSTS - Costs of all personnel, regardless of the source, performing work attributable to real estate facility activities. The rates used in costing military services are those prescribed in AFM 177-1.

MATERIALS AND SUPPLIES - For use in accomplishing the functions of maintenance, repair, and operation of real estate facilities.

STORAGE SPACE UTILIZATION AND OCCUPANCY

INTRODUCTION

The reporting of storage space utilization and occupancy within the Air Force has been revised under the guidance of Office of the Secretary of Defense to provide a uniform procedure for all services. Included in the summary are all Air Force installations which have a gross covered storage area of 20,000 square feet or more.

DEFINITIONS

GROSS STORAGE SPACE - The gross area (regardless of its location or the purpose for which the space being used was designed or is designated) which is assigned or used for any operation concerning storage or the support of storage functions.

NET STORAGE SPACE - The floor area upon which bins are erected plus the floor area upon which material can be stored.

NON-WAREHOUSE SPACE - Any covered area, except warehouse space, assigned for storage purposes.

OPEN STORAGE SPACE - Any improved or unimproved area designated for use in storing material.

WAREHOUSE SPACE - The area in building designed for storage purposes and constructed with roof and complete side and end walls.

TABLE 77 - USAF MAJOR ACTIVE INSTALLATIONS BY TYPE, BY COMMAND, WORLD-WIDE -
30 JUN 1964

COMMAND	GRAND TOTAL	USAF ^{a/}						NON USAF FOR- EIGN BASES	
		Total	Opera- tional	Opera Supp		Train- ing	Re- search and Test		Logis- tical
				Flying	Non- Flying				
<u>WORLD-WIDE TOTAL</u>	<u>219</u>	<u>214</u>	<u>129</u>	<u>12</u>	<u>16</u>	<u>38</u>	<u>9</u>	<u>10</u>	<u>5</u>
<u>CONTINENTAL US - TOTAL</u>	151	151	76	6	12	38	9	10	-
Aeronautical Chart and Information Center	1	1	-	-	1	-	-	-	-
Air Defense Command	25	25	15	4	6	-	-	-	-
Air Force Accounting and Finance Center	1	1	-	-	1	-	-	-	-
Air Force Logistics Command	10	10	-	-	-	-	-	10	-
Air Force Systems Command	9	9	-	-	-	-	9	-	-
Air Training Command	19	19	-	-	-	19	-	-	-
Air University	2	2	-	-	-	2	-	-	-
Continental Air Command	16	16	-	-	-	16	-	-	-
Headquarters Command, USAF	2	2	1	-	1	-	-	-	-
Military Air Transport Service	7	7	6	-	1	-	-	-	-
Strategic Air Command	42	42	42	-	-	-	-	-	-
Tactical Air Command	15	15	12	2	1	-	-	-	-
USAF Academy	1	1	-	-	-	1	-	-	-
USAF Security Service	1	1	-	-	1	-	-	-	-
<u>OVERSEA - TOTAL</u>	<u>68</u>	<u>63</u>	<u>53</u>	<u>6</u>	<u>4</u>	-	-	-	<u>5</u>
Alaskan Air Command (Includes Alaska) .	5	5	5	-	-	-	-	-	-
Air Defense Command	3	3	2	-	1	-	-	-	-
Air Force Logistics Command	-	-	-	-	-	-	-	-	-
Military Air Transport Service	4	4	2	2	-	-	-	-	-
Pacific Air Force (Includes Hawaii) . .	16	12	10	1	1	-	-	-	4
Strategic Air Command	12	11	11	-	-	-	-	-	1
US Air Forces, Europe	26	26	22	2	2	-	-	-	-
US Air Forces Southern Command ^{b/} . .	2	2	1	1	-	-	-	-	-

^{a/} Includes only installations where the USAF has a real property interest, and shows command having jurisdiction over the physical facilities.

^{b/} Formerly Caribbean Air Command, redesignate USAF Southern Command, 8 July 1963.

Source: Data Applications Division, Data Services Center, Comptroller of the Air Force.

TABLE 78 - USAF MAJOR INSTALLATIONS BY TYPE, BY STATUS, WORLD-WIDE - 30 JUN 1964

TYPE OF INSTALLATION	WORLD-WIDE		CONTINENTAL U S		OVERSEAS	
	Active	Other than Active a/	Active	Other than Active a/	Active	Other than Active a/
<u>MAJOR TYPE - TOTAL</u> b/	<u>219</u>	-	<u>151</u>	-	<u>68</u>	-
Operational	129	-	76	-	53	-
Operational Support, Flying	12	-	6	-	6	-
Operational Support, Non-Flying	16	-	12	-	4	-
Training	38	-	38	-	-	-
Research and Test	9	-	9	-	-	-
Logistical	10	-	10	-	-	-
Foreign Bases	5	-	-	-	5	-
<u>ANCILLARY, INDUSTRIAL, AIRCRAFT CONTROL AND WARNING - TOTAL</u>	<u>3,235</u>	<u>661</u>	<u>2,150</u>	<u>594</u>	<u>1,085</u>	<u>67</u>

a/ Includes Inactive, Excess, Industrial Standby, and Installations under construction.
 b/ All categories, except Foreign Bases, reflect installations where the AF has a real property interest.

Source: Data Applications Division, Data Services Center, Comptroller of the Air Force.

TABLE 79 - PROGRESS OF USAF MILITARY CONSTRUCTION PROGRAM, WORLD-WIDE - FY 1964

(Table below is in millions of dollars)

MONTH	AUTHOR- IZED	AVAILABLE	CONTRACT AWARD	OBLIGATED		EXPENDED (GROSS)	
				Regular Appropri- ations	Other Programs	Regular Appropri- ations	Other Pro- grams
<u>TOTAL - (CUMULATIVE THROUGH FY 1964)</u>	\$ 16,538	\$ 13,755	\$ 13,298	\$ 13,262	\$ 158	\$ 12,893	\$ 158
PRIOR TO FY 1964 (CUMULATIVE) - TOTAL . . .	16,046	13,282	12,790	12,257	158	12,355	157
FY 1964 AIR FORCE RESERVE - TOTAL	4	4	4	4	-	4	-
FY 1964 REGULAR - TOTAL	488	469	504	501	-	534	1
July (1963)	N	-	15	12	-	53	-
August	O	-	52	38	-	51	-
September	T	-	31	53	-	56	-
October	A	-	26	19	-	60	-
November	V	-	18	17	-	39	-
December	A	468	22	29	-	48	-
January (1964)	I	-	20	13	-	43	-
February	L	1	158	165	-	26	-
March	A	-	26	28	-	40	-
April	B	-	49	43	-	24	-
May	L	-	38	36	-	35	-
June	E	-	49	48	-	59	1

Source: Missile and Space Systems Division, Military Construction Branch, Directorate of Budget, Comptroller of the Air Force. Data Applications Division, Data Services Center, Comptroller of the Air Force.

TABLE 80 - COST TO US GOVERNMENT OF MILITARY REAL PROPERTY CONTROLLED BY DEPARTMENT OF THE AIR FORCE, WORLD-WIDE - 30 JUN 1964

(In thousands of dollars)

TYPE OF REAL PROPERTY	WORLD-WIDE	UNITED STATES	POSSESSIONS	FOREIGN COUNTRIES
<u>TOTAL</u>	\$ 15,829,057	\$ 12,955,060	\$ 334,801	\$ 2,539,196
Land ^{a/}	166,452	161,466	3,390	1,596
Buildings	8,076,578	6,542,010	165,473	1,369,095
Structures, Utilities, etc	7,586,027	6,251,584	165,938	1,168,505

a/ Excludes acreage leased outside of installations.

Source: Data Applications Division, Data Services Center, Comptroller of the Air Force.

TABLE 81 - MILITARY REAL PROPERTY ACREAGE CONTROLLED AND LOCATED AT DEPARTMENT OF AIR FORCE INSTALLATIONS, WORLD-WIDE - 30 JUN 1964

TYPE OF LAND	WORLD-WIDE	UNITED STATES a/	POSSESSIONS	FOREIGN COUNTRIES
<u>TOTAL</u>	<u>11,695,156</u>	<u>9,564,412</u>	<u>40,589</u>	<u>2,090,155</u>
Owned	1,743,105	1,716,980	26,125	-
Public Domain	7,102,739	7,102,739	-	-
License or Permit	60,068	52,898	7,170	-
Public Land (Possessions)	11,656	4,697	6,959	-
Easements	130,701	130,134	292	275
Leases b/	633,613	556,964	43	76,606
Foreign Rights	2,013,274	-	-	2,013,274

a/ Excludes acreage leased outside of installations.

Source: Data Applications Division, Data Services Center, Comptroller of the Air Force.

TABLE 82 - GOVERNMENT COST OF LAND CONTROLLED BY THE DEPARTMENT OF THE AIR FORCE, WORLD-WIDE - 30 JUN 1964

(In thousands of dollars)

TYPE OF LAND	WORLD-WIDE	UNITED STATES	POSSESSIONS	FOREIGN COUNTRIES
<u>TOTAL</u>	<u>166,452</u>	<u>161,466</u>	<u>3,390</u>	<u>1,596</u>
Owned	154,740	151,375	3,365	-
License or Permit	681	681	-	-
Easements	9,432	9,407	25	-
Leases	3	3	-	-
Foreign Rights	1,596	-	-	1,596

Source: Data Applications Division, Data Service Center, Comptroller of the Air Force.

TABLE 83 - MAINTENANCE AND OPERATION COST OF USAF REAL PROPERTY BY COMMAND,
WORLD-WIDE - FY 1964

(In thousands of dollars)

COMMAND	TOTAL	LABOR COST		MATERIAL AND SUPPLIES	CONTRACT AND OTHER
		Civilian	Military		
<u>WORLD-WIDE - TOTAL</u>	\$ 859,997	\$ 259,890	\$ 132,054	\$ 138,854	\$ 139,199
<u>CONTINENTAL US - TOTAL</u>	639,905	201,121	99,701	90,767	248,316
Aeronautical Chart and Information Center	1,598	1,093	16	124	365
Air Defense Command	79,898	18,971	13,461	10,316	37,150
Air Force Logistics Command	91,857	50,954	999	10,740	29,164
Air Force Systems Command	52,152	18,236	3,391	5,196	25,329
Air Training Command	77,487	25,739	12,101	9,572	30,075
Air University	6,085	2,658	713	694	2,020
Continental Air Command	9,829	5,810	23	990	3,006
Headquarters Command USAF	11,423	4,404	2,146	1,990	2,883
Military Air Transport Service	37,465	12,672	6,702	5,030	13,061
Strategic Air Command	207,933	40,486	50,373	36,617	80,457
Tactical Air Command	56,263	15,298	9,547	8,857	22,561
US Air Force Academy	6,179	4,014	94	506	1,565
US Security Service	1,736	786	135	135	680
<u>OVERSEA - TOTAL</u>	220,092	58,769	32,353	48,087	80,883
Alaska Air Command (Includes Alaska)	26,894	8,251	5,448	5,508	7,687
Air Defense Command	7,544	4,013	978	2,413	140
Military Air Transport Service	5,120	1,884	800	1,408	1,028
Pacific Air Forces (Includes Hawaii)	55,410	17,766	6,161	11,590	19,893
Strategic Air Command	38,907	10,172	6,883	8,693	13,159
USAF In Europe	73,757	14,504	10,286	15,953	33,014
US Security Service	7,908	557	1,460	2,050	3,841
US Air Force Southern Command ^{a/}	4,552	1,622	337	472	2,121

^{a/} Formerly Caribbean Air Command, Redesignated US Air Forces Southern Command, 8 July 1963.

Source: Data Applications Division, Data Services Center, Comptroller of the Air Force.

TABLE 84 - USAF STORAGE SPACE, UTILIZATION, AND OCCUPANCY, WORLD-WIDE - 30 JUN 1964

(In thousands of square feet)


TYPE OF STORAGE	WORLD-WIDE			CONTINENTAL US			OVERSEAS		
	Gross Storage Space	Net Storage Space	Occupied Space	Gross Storage Space	Net Storage Space	Occupied Space	Gross Storage Space	Net Storage Space	Occupied Space
<u>WAREHOUSE SPACE - TOTAL</u>	<u>32,643</u>	<u>17,049</u>	<u>13,153</u>	<u>32,643</u>	<u>17,049</u>	<u>13,153</u>	-	-	-
General Purpose	30,558	15,833	12,086	30,558	15,833	12,086	-	-	-
Controlled Humidity	1,726	1,006	886	1,726	1,006	886	-	-	-
Flammable	283	161	141	283	161	141	-	-	-
Chill	57	35	26	57	35	26	-	-	-
Freeze	19	14	14	19	14	14	-	-	-
<u>NON-WAREHOUSE SPACE - TOTAL</u>	<u>1,992</u>	<u>1,202</u>	<u>893</u>	<u>1,992</u>	<u>1,202</u>	<u>893</u>	-	-	-
<u>Shed - Total</u>	<u>726</u>	<u>501</u>	<u>298</u>	<u>726</u>	<u>501</u>	<u>298</u>	-	-	-
<u>Magazine - Total</u>	<u>175</u>	<u>142</u>	<u>122</u>	<u>175</u>	<u>142</u>	<u>122</u>	-	-	-
Igloo	76	63	49	76	63	49	-	-	-
Above Ground	99	79	73	99	79	73	-	-	-
<u>Other - Total</u>	<u>1,091</u>	<u>559</u>	<u>473</u>	<u>1,091</u>	<u>559</u>	<u>473</u>	-	-	-
Controlled Humidity	53	16	15	53	16	15	-	-	-
General Purpose	1,038	543	458	1,038	543	458	-	-	-
<u>OPEN STORAGE SPACE - TOTAL</u>	<u>23,141</u>	<u>16,233</u>	<u>8,722</u>	<u>23,141</u>	<u>16,233</u>	<u>8,722</u>	-	-	-
Improved	19,778	13,448	5,937	19,778	13,448	5,937	-	-	-
Unimproved	3,363	2,785	2,785	3,363	2,785	2,785	-	-	-

Source: Directorate for Statistical Services, Office of Assistant Secretary of Defense (Comptroller)

*Military Assistance Program
(MAP)*



PART VII



MILITARY ASSISTANCE PROGRAM (M A P)

163

INTRODUCTION

The tables in this section provide summary data on all aspects of the Military Assistance Program administered by the Air Force. Those tables reflecting Military Assistance Grant Aid Program supported aircraft, inventory, attrition, and hours flown do not include Cambodian and Laotian Air Force data. The data were compiled from progress reports from major commands on materiel deliveries and training accomplishment and from Military Assistance Advisory Groups or comparable organizations in each participating country. The Mutual Defense Assistance Act of 1947 enacted into law on 6 October 1949 established Military Assistance; hence, the captions FY 1950 through FY 1964 as used in the tables indicate an accumulation of data from the date of the enactment. This does not necessarily mean that the incipient date for all countries was FY 1950.

DEFINITIONS:

AIRCRAFT ATTRITION - Aircraft lost from MAP inventories by reason of accident, obsolescence, or in combat.

CONTRACT TECHNICAL SERVICES PERSONNEL -- Contract civilian technical specialists engaged in technical assistance, providing instruction or guidance in connection with newly designed or complicated equipment to recipient countries under the Military Assistance Program, whose skills are not available from military sources.

DEFREPNAMA - The Defense Representative, North Atlantic and Mediterranean Areas (Paris, France).

GRANT AID - Military Assistance rendered under the authority of the Foreign Assistance Act of 1961, as amended, for which the United States receives no reimbursement.

MAP AIRCRAFT - Aircraft in foreign countries provided by the USAF under Military Assistance Program.

MAP EMPLOYEES - Category of civilian personnel engaged in activities required in carrying out the Military Assistance Program as administered by the Air Force.

MAPOM - MAP-Owned Materiel account to hold materiel that is authorized for a stockpile for which there is no recipient country program and other MAP-owned materiel being held pending disposition.

MAPSAD - MAP Sales and Disposition account to record sales under the Military Assistance Sales Program and other authorized disposition of materiel transferred from the MAPOM account, when there is no MAP requirement.

MILITARY ASSISTANCE SALES - Transactions for military materiel and services which have been ordered and paid for by eligible recipient countries. Such transactions were formerly designated as Reimbursable Military Assistance.

MISSION/DESIGN/SERIES - Air Force Regulations 66-11, Designating, Redesignating, and Naming Military Aircraft, dated, 18 September 1962 and 66-11A dated, 15 January 1964 and 66-20, Designating, Redesignating, and Naming Military Rockets and Guided Missiles dated 27 June 1963 and 66-20A, dated, 30 January 1964, establish a uniform system for designating, redesignating, and naming military aircraft and missiles. The phrase Type/Model/Series (T/M/S) has been replaced by Mission/Design/Series (M/D/S) for aircraft and Type/Design/Series (T/D/S) for missiles. For the purpose of this USAF Statistical Digest, Mission/Design/Series will be used for both aircraft and missiles.

MOBILE TRAINING ASSISTANCE - Qualified personnel organized and equipped to provide training instruction, guidance, or assistance to recipient countries under the Military Assistance Program.

SPACE - Represents one man-course completed by one student in one class covering a specific subject of instruction.

CONFIDENTIAL

TABLE 85 - MILITARY ASSISTANCE GRANT AID PROGRAM BY RECIPIENT COUNTRY - PROGRAM AND DELIVERIES, WORLD-WIDE - FY 1950 THROUGH FY 1964 AND DELIVERIES, WORLD-WIDE BY QUARTER - FY 1964

(In thousands of dollars. Figures in parentheses denote negative amounts)

COUNTRY	CUMULATIVE		FY 1964 DELIVERIES BY QUARTER				
	FY 1950 Through FY 1964 Program	FY 1950 Through FY 1964 Deliveries	Total	First	Second	Third	Fourth
<u>VALUE OF GRANT AID - TOTAL</u>	<u>11,191,156</u>	<u>10,435,420</u>	<u>724,404</u>	<u>148,969</u>	<u>187,861</u>	<u>182,202</u>	<u>205,372</u>
<u>VALUE OF MATERIEL - TOTAL</u>	<u>9,579,876</u>	<u>8,860,436</u>	<u>615,243</u>	<u>129,076</u>	<u>156,476</u>	<u>157,707</u>	<u>171,984</u>
<u>WORLD-WIDE Only - Total</u>	<u>562,191</u>	<u>628,490</u>	<u>223,807</u>	<u>72,568</u>	<u>56,223</u>	<u>25,197</u>	<u>69,819</u>
Program Requirements	249,262	320,376	180,887	44,546	51,545	21,719	63,077
MAP Owned Materiel (MAPOM)	20,499	19,575	1,257	491	477	232	57
MAP Sales and Disposition (MAPSAD)	117,011	117,011	679	-	-	679	-
NATO Maintenance Supply Services Agency (NMSSA)	34,760	33,874	6,072	-	491	473	5,108
Defense Representative, North Atlantic and Mediterranean Areas, Paris, France (DEFREPNAME)	140,659	137,654	34,912	27,531	3,710	2,094	1,577
<u>Europe - Total</u>	<u>4,726,138</u>	<u>4,489,085</u>	<u>102,656</u>	<u>23,591</u>	<u>18,175</u>	<u>36,889</u>	<u>24,001</u>
Belgium	348,184	343,021	32,332	-	-	21,089	11,243
Denmark	241,624	200,543	1,834	73	508	941	312
Federal Republic of Germany	353,119	353,119	-	-	-	-	-
France	1,028,408	1,027,388	743	218	405	63	57
Italy	766,104	690,949	4,219	248	2,080	1,192	699
Netherlands	371,530	330,444	2,729	-	42	1,608	1,079
Norway	383,745	355,580	36,940	21,804	9,419	2,741	2,976
Portugal	119,419	115,232	3,150	184	880	1,082	1,004
Spain	216,286	176,716	15,800	933	2,643	7,239	4,985
United Kingdom	712,139	711,595	346	62	102	62	120
Yugoslavia	145,110	145,110	-	-	-	-	-
European Requirements	40,470	39,388	4,563	69	2,096	872	1,526
<u>Near East, Africa and South Asia - Total</u>	<u>1,569,689</u>	<u>1,285,384</u>	<u>113,694</u>	<u>13,278</u>	<u>28,429</u>	<u>37,582</u>	<u>34,405</u>
Afghanistan	7	7	-	-	-	-	-
Ethiopia	20,968	18,878	5,333	163	4,442	404	324
Greece	470,686	383,488	41,225	2,430	6,240	18,956	13,599
India	35,326	11,411	6,088	1,281	1,592	1,112	2,103
Iran	136,121	85,487	4,898	1,213	1,110	902	1,673
Iraq	927	927	-	-	-	-	-
Jordan	3,035	2,715	-	-	-	-	-
Lebanon	1,357	1,357	-	-	-	-	-
Libya	1,019	644	236	189	27	17	3
Morocco	7,709	6,462	1,996	41	811	185	959
Mali	19	19	19	19	-	-	-
Pakistan	179,401	162,028	20,869	1,749	4,966	6,943	7,211
Republic of Congo	2,268	834	834	-	235	48	551
Saudi Arabia	13,663	13,236	502	172	136	4	190
Stockpile "SA"	1,695	1,695	-	-	-	-	-
Turkey	695,392	596,196	31,694	6,021	8,870	9,011	7,792
Undistributed	96	-	-	-	-	-	-

CONFIDENTIAL

 DOWNGRADED AT 12 YEAR INTERVALS;
 NOT AUTOMATICALLY DECLASSIFIED
 DOD DIR. 5200.10

CONFIDENTIAL

TABLE 85 - MILITARY ASSISTANCE GRANT AID PROGRAM BY RECIPIENT COUNTRY - PROGRAM AND DELIVERIES, WORLD-WIDE - FY 1950 THROUGH FY 1964 AND DELIVERIES, WORLD-WIDE BY QUARTER - FY 1964 (CONTINUED)

COUNTRY	CUMULATIVE		FY 1964 DELIVERIES BY QUARTER				
	FY 1950 Through FY 1964 Program	FY 1950 Through FY 1964 Deliveries	Total	First	Second	Third	Fourth
<u>VALUE OF MATERIEL (Continued)</u>							
<u>Far East and Pacific - Total. . . .</u>	<u>2,473,879</u>	<u>2,237,348</u>	<u>151,207</u>	<u>17,366</u>	<u>44,781</u>	<u>49,261</u>	<u>39,799</u>
Burma	15,838	14,229	1,205	120	64	75	946
Cambodia	10,892	10,892	380	63	183	52	82
French Indo-China	128,762	128,762	-	-	-	-	-
Indonesia	5,503	4,382	128	-	27	51	50
Japan	408,901	406,215	5,078	233	2,842	1,106	897
Korea	351,530	275,039	20,571	2,443	3,710	5,405	9,013
Laos	35,312	26,296	4,070	977	336	1,559	1,198
Philippines	121,551	105,119	2,406	470	641	534	761
Republic of China	1,059,878	976,797	68,680	3,924	28,608	27,526	8,622
Thailand	182,553	167,327	14,902	3,241	2,889	4,700	4,072
Vietnam	153,150	122,290	33,787	5,895	5,481	8,253	14,158
Undistributed	9	-	-	-	-	-	-
<u>Western Hemisphere - Total. . . .</u>	<u>247,979</u>	<u>220,129</u>	<u>23,879</u>	<u>2,273</u>	<u>8,868</u>	<u>8,778</u>	<u>3,960</u>
Argentina	2,115	575	192	-	-	-	192
Bolivia	4,015	3,270	1,568	65	18	1,474	11
Brazil	76,334	69,251	2,574	397	574	605	998
Chile	45,131	39,889	6,746	482	3,840	1,061	1,363
Colombia	26,798	24,430	2,547	152	213	2,065	117
Costa Rica	119	100	21	18	3	-	-
Cuba	9,127	9,127	-	-	-	-	-
Dominican Republic	5,781	5,319	498	422	31	16	29
Ecuador	12,484	11,719	231	81	51	38	61
El Salvador	842	505	272	32	34	203	3
Guatemala	2,640	2,113	293	56	18	167	52
Haiti	137	137	-	-	-	-	-
Honduras	1,117	836	56	38	8	6	4
Jamaica	92	90	90	73	17	-	-
Mexico	51	51	-	-	-	-	-
Nicaragua	1,060	742	67	16	25	15	11
Paraguay	1,918	1,401	772	18	16	666	72
Peru	38,720	33,839	7,049	258	3,758	2,242	791
Uruguay	17,074	16,411	903	165	262	220	256
Venezuela	324	324	-	-	-	-	-
Undistributed	2,100	-	-	-	-	-	-
<u>VALUE OF SERVICES - TOTAL</u>	<u>1,611,280</u>	<u>1,574,984</u>	<u>109,161</u>	<u>19,893</u>	<u>31,385</u>	<u>24,495</u>	<u>33,388</u>
Europe	757,952	754,755	10,303	2,936	2,623	1,256	3,488
Near East, Arica and South Asia	250,394	241,016	20,500	3,531	5,414	4,725	6,830
Far East and Pacific	424,315	405,370	62,515	8,743	20,066	15,218	18,488
Western Hemisphere	50,951	48,668	5,973	1,821	966	1,292	1,894
Undistributed by Area	127,668	125,175	9,870	2,862	2,316	2,004	2,688

Source: Data Applications Division, Data Services Center, Comptroller of the Air Force

CONFIDENTIAL

DOWNGRADED AT 12 YEAR INTERVALS;
NOT AUTOMATICALLY DECLASSIFIED
DOD DIR. 5200.10

CONFIDENTIAL

TABLE 86 - MILITARY ASSISTANCE GRANT AID PROGRAM BY MAJOR CATEGORY, PROGRAM, AND DELIVERIES, WORLD-WIDE - FY 1950 THROUGH FY 1964 AND DELIVERIES, WORLD-WIDE, BY QUARTER - FY 1964

(In thousands of dollars. Parentheses denote negative amounts)

CATEGORY	FY 1950 THROUGH FY 1964		FY 1964 DELIVERIES BY QUARTER				
	Program	Deliveries	Total	First	Second	Third	Fourth
<u>VALUE OF GRANT AID - TOTAL</u> . . .	<u>11,191,156</u>	<u>10,435,420</u>	<u>724,404</u>	<u>148,969</u>	<u>187,861</u>	<u>182,202</u>	<u>205,372</u>
<u>VALUE OF MATERIEL - TOTAL</u>	<u>9,579,876</u>	<u>8,860,436</u>	<u>615,243</u>	<u>129,076</u>	<u>156,476</u>	<u>157,707</u>	<u>171,984</u>
Aircraft, Components, and Spare Parts	6,517,813	6,016,975	443,570	80,459	115,939	126,327	120,845
Ships and Harbor Craft	726	726	-	-	-	-	-
Vehicles	171,481	167,447	2,994	147	1,146	432	1,269
Weapons	86,455	84,095	1,081	427	254	82	318
Ammunition	545,601	528,313	13,659	2,096	2,001	1,465	8,097
Guided Missiles	613,105	592,223	6,208	457	452	2,792	2,507
Electronics and Communications Equipment	659,252	584,174	39,955	2,780	10,673	9,023	17,479
Other Support Equipment	497,167	457,275	28,006	8,546	9,578	3,295	6,587
Supplies	166,997	135,957	23,457	4,179	4,488	6,097	8,693
Maintenance of Equipment	171,883	149,598	21,386	2,454	8,220	6,100	4,612
Development of Advanced Weapons Design	500	500	-	-	-	-	-
Special Projects	146,158	143,153	34,927	27,531	3,725	2,094	1,577
Change Order Accounts	2,738	-	-	-	-	-	-
<u>VALUE OF SERVICES - TOTAL</u>	<u>1,611,280</u>	<u>1,574,984</u>	<u>109,161</u>	<u>19,893</u>	<u>31,385</u>	<u>24,495</u>	<u>33,388</u>
Supply Operations	593,245	590,004	30,134	8,317	7,522	5,026	9,269
Training	488,348	473,346	26,582	5,175	6,706	5,979	8,722
Administration	54,660	53,861	2,933	450	683	714	1,086
Maintenance of Equipment	100,393	95,631	7,290	697	896	1,672	4,025
Construction	287,637	276,183	41,066	4,631	15,471	10,959	10,005
Mutual Weapons Development and Modernization and Advance Weapons	27,397	27,080	377	101	71	99	106
Special Projects	59,600	58,879	779	522	36	46	175

Source: Data Applications Division, Data Services Center, Comptroller of the Air Force

CONFIDENTIAL

DOWNGRADED AT 12 YEAR INTERVALS;
NOT AUTOMATICALLY DECLASSIFIED
DOD DIR. 5200.10

CONFIDENTIAL

TABLE 87 - MILITARY ASSISTANCE GRANT AID MATERIEL PROGRAM AND DELIVERIES BY SOURCE OF SUPPLY, WORLD-WIDE - FY 1950 THROUGH FY 1964

MATERIEL CATEGORY	CUMULATIVE PROGRAM FY 1950 THROUGH FY 1964					CUMULATIVE DELIVERIES FY 1950 THROUGH FY 1964				
	Total	Common Items	Excess	Offshore Procurement	Other a/	Total	Common Items	Excess	Offshore Procurement	Other a/
<u>VALUE OF MATERIEL - TOTAL . . .</u>	<u>9,579,876</u>	<u>7,463,983</u>	<u>761,599</u>	<u>606,133</u>	<u>748,161</u>	<u>8,860,436</u>	<u>6,985,499</u>	<u>751,343</u>	<u>527,122</u>	<u>596,472</u>
Aircraft, Components, and Spare Parts	6,517,813	4,810,340	634,789	537,128	535,556	6,016,975	4,528,397	630,990	459,226	398,362
Ships and Harbor Craft	726	696	30	-	-	726	696	30	-	-
Vehicles	171,481	151,301	4,914	13,566	1,700	167,447	147,267	4,914	13,566	1,700
Weapons	86,455	78,350	2,573	4,890	642	84,095	76,024	2,539	4,890	642
Ammunition	545,601	482,136	28,126	35,339	-	528,313	466,565	26,409	35,339	-
Guided Missiles	613,105	586,812	11,122	1,075	14,096	592,223	574,809	11,122	-	6,292
Electronics and Communications Equipment	659,252	633,057	15,471	5,158	5,566	584,174	561,596	11,854	5,158	5,566
Other Support Equipment	497,167	406,500	57,074	8,972	24,621	457,275	368,056	57,037	8,938	23,244
Supplies	166,997	150,408	1,011	5	15,573	135,957	120,146	419	5	15,387
Maintenance of Equipment	171,883	155,646	6,489	-	9,748	149,598	135,944	6,029	-	7,625
Development of Advanced Weapons Design	500	500	-	-	-	500	500	-	-	-
Special Projects	146,158	5,499	-	-	140,659	143,153	5,499	-	-	137,654
Change Order Account	2,738	2,738	-	-	-	-	-	-	-	-

a/ Approved materiel programs financed with direct citation of MAP-owned Foreign Currency for offshore procurement, special procurement solely for MAP (Special Items) and materiel financed from funds resulting from Barter Agreements (Section 509 of the Foreign Assistance Act of 1961), from MAP-owned assets and the NATO Maintenance Supply Service Agency.

Source: Data Applications Division, Data Services Center, Comptroller of the Air Force.

CONFIDENTIAL

DOWNGRADED AT 12 YEAR INTERVALS;
NOT AUTOMATICALLY DECLASSIFIED
DOD DIR. 5200.10

SECRET

TABLE 88 - MILITARY ASSISTANCE GRANT AID PROGRAM SUPPORTED AIRCRAFT INVENTORY BY STATUS, BY MISSION, DESIGN, AND SERIES OF AIRCRAFT, WORLD-WIDE, AT END OF QUARTER - FY 1964

(See Definitions for changes in title and stub terminology over FY 1963 table.)

MISSION, DESIGN, AND SERIES OF AIRCRAFT	30 SEPTEMBER 1963			31 DECEMBER 1963			31 MARCH 1964			30 JUNE 1964		
	Total	Active	In-Active	Total	Active	In-Active	Total	Active	In-Active	Total	Active	In-Active
<u>INVENTORY - TOTAL</u>	<u>3,961</u>	<u>3,901</u>	<u>60</u>	<u>4,021</u>	<u>3,969</u>	<u>52</u>	<u>4,068</u>	<u>4,009</u>	<u>59</u>	<u>4,060</u>	<u>4,009</u>	<u>51</u>
<u>BOMBER - TOTAL</u>	<u>106</u>	<u>101</u>	<u>5</u>	<u>105</u>	<u>105</u>	<u>-</u>	<u>119</u>	<u>102</u>	<u>17</u>	<u>151</u>	<u>149</u>	<u>2</u>
A-1H	27	27	-	25	25	-	42	31	11	67	67	-
B-26	45	45	-	46	46	-	43	41	2	49	47	2
B-57	23	23	-	23	23	-	23	23	-	24	24	-
P-2E	11	6	5	11	11	-	11	7	4	11	11	-
<u>FIGHTER - TOTAL</u>	<u>1,749</u>	<u>1,716</u>	<u>33</u>	<u>1,718</u>	<u>1,692</u>	<u>26</u>	<u>1,722</u>	<u>1,693</u>	<u>29</u>	<u>1,673</u>	<u>1,651</u>	<u>22</u>
F-80C	85	85	-	85	73	12	84	68	16	81	80	1
F-84F	191	191	-	184	184	-	182	182	-	178	178	-
F-84G	111	111	-	97	97	-	93	93	-	86	75	11
F-86D	108	108	-	106	106	-	107	105	2	106	106	-
F-86E	116	85	31	102	92	10	102	92	10	100	90	10
F-86F	894	892	2	897	894	3	886	886	-	867	867	-
F-86K	45	45	-	43	43	-	42	42	-	39	39	-
F-86L	17	17	-	18	17	1	18	17	1	18	18	-
F-100A/D/F	129	129	-	127	127	-	126	126	-	126	126	-
F/TF-104A/B/G	53	53	-	59	59	-	82	82	-	72	72	-
<u>RECONNAISSANCE - TOTAL</u>	<u>157</u>	<u>151</u>	<u>6</u>	<u>193</u>	<u>187</u>	<u>6</u>	<u>187</u>	<u>187</u>	<u>-</u>	<u>226</u>	<u>226</u>	<u>-</u>
RF-84F	102	102	-	121	121	-	104	104	-	116	116	-
RF-86F	11	11	-	11	11	-	11	11	-	11	11	-
RF-101A	4	4	-	4	4	-	4	4	-	4	4	-
RF-104G	13	13	-	24	24	-	24	24	-	51	51	-
RT-28	6	-	6	10	4	6	18	18	-	18	18	-
RT-33A	21	21	-	23	23	-	26	26	-	26	26	-
<u>SEARCH AND RESCUE - TOTAL</u>	<u>56</u>	<u>56</u>	<u>-</u>	<u>64</u>	<u>64</u>	<u>-</u>	<u>69</u>	<u>69</u>	<u>-</u>	<u>68</u>	<u>68</u>	<u>-</u>
HU-16	43	43	-	51	51	-	56	56	-	56	56	-
S-2A	13	13	-	13	13	-	13	13	-	12	12	-
<u>CARGO - TOTAL</u>	<u>779</u>	<u>771</u>	<u>8</u>	<u>792</u>	<u>784</u>	<u>8</u>	<u>819</u>	<u>810</u>	<u>9</u>	<u>792</u>	<u>785</u>	<u>7</u>
C-46	98	98	-	98	98	-	97	97	-	97	97	-
C-47	520	512	8	533	526	7	554	546	8	528	521	7
C-54	30	30	-	31	30	1	31	30	1	30	30	-
C-118	1	1	-	1	1	-	1	1	-	1	1	-
C-119	113	113	-	112	112	-	111	111	-	111	111	-
C-121	9	9	-	9	9	-	9	9	-	9	9	-
C-123	-	-	-	-	-	-	8	8	-	8	8	-
C-130	8	8	-	8	8	-	8	8	-	8	8	-
<u>TRAINER - TOTAL</u>	<u>834</u>	<u>831</u>	<u>3</u>	<u>859</u>	<u>855</u>	<u>4</u>	<u>850</u>	<u>849</u>	<u>1</u>	<u>816</u>	<u>814</u>	<u>2</u>
T/LT-6G	226	226	-	224	224	-	220	220	-	157	157	-
T-28A/D	151	149	2	158	155	3	149	148	1	157	156	1
T-33A	362	361	1	361	360	1	360	360	-	371	370	1
T-34A	52	52	-	52	52	-	57	57	-	52	52	-
T-37B/C	43	43	-	64	64	-	64	64	-	79	79	-
<u>COMMUNICATIONS - TOTAL</u>	<u>280</u>	<u>275</u>	<u>5</u>	<u>290</u>	<u>282</u>	<u>8</u>	<u>302</u>	<u>299</u>	<u>3</u>	<u>334</u>	<u>316</u>	<u>18</u>
Cessna-180	-	-	-	-	-	-	-	-	-	10	10	-
CH-1C	4	4	-	4	4	-	4	4	-	4	4	-
CH/SH/UH-34	48	46	2	53	51	2	60	59	1	82	80	2
HH-43B/F	6	6	-	11	9	2	17	15	2	18	18	-
O1A/E	81	78	3	80	76	4	75	75	-	73	73	-
OH-13	9	9	-	9	9	-	9	9	-	9	9	-
OH-23	7	7	-	7	7	-	7	7	-	7	7	-
U-6A	9	9	-	9	9	-	8	8	-	8	8	-
U-10B	12	12	-	12	12	-	12	12	-	12	12	-
U-17A	39	39	-	38	38	-	39	39	-	41	41	-
UH-1B	3	3	-	3	3	-	3	3	-	3	3	-
UH/H-19A/B/D	62	62	-	64	64	-	68	68	-	67	51	16

Source: Data Applications Division, Data Services Center, Comptroller of the Air Force

SECRET

DOWNGRADED AT 12 YEAR INTERVALS;
NOT AUTOMATICALLY DECLASSIFIED
DOD D.I.R. 5200.10

TABLE 89 - MILITARY ASSISTANCE GRANT AID PROGRAM SUPPORTED AIRCRAFT INVENTORY BY STATUS, BY MISSION, DESIGN, AND SERIES OF AIRCRAFT, BY COUNTRY, WORLD-WIDE, AT END OF QUARTER - FY 1964

(See Definitions for changes in title and stub terminology over FY 1963 table.)

COUNTRY AND MISSION, DESIGN, AND SERIES OF AIRCRAFT	30 SEPTEMBER 1963			31 DECEMBER 1963			31 MARCH 1964			30 JUNE 1964		
	Total	Active	In-Active	Total	Active	In-Active	Total	Active	In-Active	Total	Active	In-Active
TOTAL	<u>3,961</u>	<u>3,901</u>	<u>60</u>	<u>4,021</u>	<u>3,969</u>	<u>52</u>	<u>4,068</u>	<u>4,009</u>	<u>59</u>	<u>4,060</u>	<u>4,009</u>	<u>51</u>
EUROPE - TOTAL	<u>501</u>	<u>501</u>	-	<u>508</u>	<u>508</u>	-	<u>510</u>	<u>510</u>	-	<u>495</u>	<u>495</u>	-
Norway - Total	<u>214</u>	<u>214</u>	-	<u>221</u>	<u>221</u>	-	<u>218</u>	<u>218</u>	-	<u>207</u>	<u>207</u>	-
F-86F	85	85	-	85	85	-	84	84	-	77	77	-
F-86K	45	45	-	43	43	-	42	42	-	39	39	-
RF-84F	18	18	-	24	24	-	23	23	-	23	23	-
RF-104G	13	13	-	16	16	-	16	16	-	16	16	-
HU-16	18	18	-	18	18	-	18	18	-	18	18	-
C-47	4	4	-	4	4	-	4	4	-	4	4	-
C-119G	8	8	-	8	8	-	8	8	-	8	8	-
T-33A	18	18	-	18	18	-	18	18	-	17	17	-
TF-104G	2	2	-	2	2	-	2	2	-	2	2	-
UH-19D	3	3	-	3	3	-	3	3	-	3	3	-
Spain - Total	<u>287</u>	<u>287</u>	-	<u>287</u>	<u>287</u>	-	<u>292</u>	<u>292</u>	-	<u>288</u>	<u>288</u>	-
F-86F	176	176	-	174	174	-	174	174	-	171	171	-
HU-16	6	6	-	8	8	-	13	13	-	13	13	-
C-47	23	23	-	23	23	-	23	23	-	23	23	-
C-54D	11	11	-	11	11	-	11	11	-	11	11	-
T-33A	45	45	-	45	45	-	45	45	-	44	44	-
T-34A	16	16	-	16	16	-	16	16	-	16	16	-
HH-19A/B	10	10	-	10	10	-	10	10	-	10	10	-
NEAR EAST AND SOUTH ASIA - TOTAL	<u>1,511</u>	<u>1,473</u>	<u>38</u>	<u>1,498</u>	<u>1,480</u>	<u>18</u>	<u>1,518</u>	<u>1,500</u>	<u>18</u>	<u>1,497</u>	<u>1,468</u>	<u>29</u>
Greece - Total	<u>375</u>	<u>338</u>	<u>37</u>	<u>367</u>	<u>350</u>	<u>17</u>	<u>383</u>	<u>366</u>	<u>17</u>	<u>387</u>	<u>370</u>	<u>17</u>
F-84F	104	104	-	103	103	-	103	103	-	103	103	-
F-86D	36	36	-	34	34	-	34	34	-	33	33	-
F-86E	61	31	30	47	37	10	47	37	10	47	37	10
F/TF-104G	-	-	-	-	-	-	12	12	-	19	19	-
RF-84F	20	20	-	20	20	-	19	19	-	19	19	-
C-47	54	47	7	53	46	7	53	46	7	53	46	7
T-6G	51	51	-	50	50	-	50	50	-	50	50	-
T-33A	46	46	-	46	46	-	46	46	-	46	46	-
T-37	-	-	-	11	11	-	16	16	-	14	14	-
UH-19D	3	3	-	3	3	-	3	3	-	3	3	-
India - Total	<u>223</u>	<u>223</u>	-	<u>222</u>	<u>222</u>	-	<u>221</u>	<u>221</u>	-	<u>186</u>	<u>186</u>	-
C-47	140	140	-	140	140	-	140	140	-	105	105	-
C-119	74	74	-	73	73	-	72	72	-	72	72	-
C-121	9	9	-	9	9	-	9	9	-	9	9	-
Iran - Total	<u>125</u>	<u>125</u>	-	<u>125</u>	<u>125</u>	-	<u>124</u>	<u>124</u>	-	<u>121</u>	<u>121</u>	-
F-86F	47	47	-	47	47	-	47	47	-	45	45	-
RT-33A	10	10	-	10	10	-	10	10	-	10	10	-
C-47	24	24	-	24	24	-	24	24	-	24	24	-
C-130B	4	4	-	4	4	-	4	4	-	4	4	-
T-33A	9	9	-	10	10	-	10	10	-	10	10	-
LT-6G	31	31	-	30	30	-	29	29	-	28	28	-
Pakistan - Total	<u>214</u>	<u>214</u>	-	<u>213</u>	<u>213</u>	-	<u>218</u>	<u>218</u>	-	<u>233</u>	<u>233</u>	-
B-57	23	23	-	23	23	-	23	23	-	24	24	-
F-86F	98	98	-	98	98	-	98	98	-	99	99	-
F-104A/B	12	12	-	11	11	-	11	11	-	12	12	-
RT-33A	6	6	-	6	6	-	6	6	-	6	6	-
C-130	4	4	-	4	4	-	4	4	-	4	4	-
HU-16	4	4	-	4	4	-	4	4	-	4	4	-
T-6G	33	33	-	33	33	-	33	33	-	33	33	-

DOWNGRADED AT 12 YEAR INTERVALS;
NOT AUTOMATICALLY DECLASSIFIED
DOD DIR. 5200.10

SECRET

TABLE 89 - MILITARY ASSISTANCE GRANT AID PROGRAM SUPPORTED AIRCRAFT INVENTORY BY STATUS, BY MISSION, DESIGN, AND SERIES OF AIRCRAFT, BY COUNTRY, WORLD-WIDE, AT END OF QUARTER - FY 1964 (CONTINUED)

COUNTRY AND MISSION, DESIGN, AND SERIES OF AIRCRAFT	30 SEPTEMBER 1963			31 DECEMBER 1963			31 MARCH 1964			30 JUNE 1964		
	Total	Active	In-Active	Total	Active	In-Active	Total	Active	In-Active	Total	Active	In-Active
NEAR EAST AND SOUTH ASIA (Continued)												
Pakistan (Continued)												
T-33A	16	16	-	16	16	-	15	15	-	15	15	-
T-37B	14	14	-	14	14	-	14	14	-	26	26	-
H-19D	4	4	-	4	4	-	4	4	-	4	4	-
HH-43	-	-	-	-	-	-	6	6	-	6	6	-
Saudi Arabia - Total	30	29	1	29	28	1	29	28	1	29	28	1
F-86F	12	12	-	12	12	-	12	12	-	12	12	-
RT-33A	1	1	-	1	1	-	1	1	-	1	1	-
T-28A	6	6	-	6	5	1	6	5	1	6	5	1
T-33A	8	7	1	7	7	-	7	7	-	7	7	-
T-34A	3	3	-	3	3	-	3	3	-	3	3	-
Turkey - Total	54	54	-	54	54	-	54	54	-	54	53	1
F/TF-104G	18	18	-	18	18	-	20	20	-	20	20	-
F-84F	87	87	-	81	81	-	79	79	-	75	75	-
F-84G	111	111	-	97	97	-	93	93	-	86	75	11
F-86E	55	55	-	55	55	-	55	55	-	53	53	-
F-100D	40	40	-	39	39	-	39	39	-	39	39	-
F-100F	10	10	-	10	10	-	10	10	-	10	10	-
RF-84F	49	49	-	62	62	-	62	62	-	74	74	-
C-47	68	68	-	67	67	-	69	69	-	69	69	-
C-54	2	2	-	2	2	-	2	2	-	2	2	-
T-6G	11	11	-	11	11	-	11	11	-	11	11	-
T-33A	66	66	-	66	66	-	65	65	-	64	64	-
T-37	-	-	-	5	5	-	5	5	-	5	5	-
LT-6G	18	18	-	18	18	-	18	18	-	18	18	-
UH/HH-19	9	9	-	11	11	-	15	15	-	15	15	-
AFRICA - TOTAL	53	53	-	71	69	2	69	67	2	71	71	-
Ethiopia - Total	39	39	-	55	55	-	53	53	-	54	54	-
F-86F	11	11	-	11	11	-	10	10	-	10	10	-
RT-33A	-	-	-	2	2	-	2	2	-	2	2	-
C-47	7	7	-	7	7	-	7	7	-	7	7	-
C-54	2	2	-	2	2	-	2	2	-	2	2	-
T-28A	15	15	-	29	29	-	26	26	-	27	27	-
T-33A	4	4	-	4	4	-	6	6	-	6	6	-
Libya - Total	3	3	-	3	3	-	3	3	-	3	3	-
C-47	1	1	-	1	1	-	1	1	-	1	1	-
T-33A	2	2	-	2	2	-	2	2	-	2	2	-
Morocco - Total	11	11	-	13	11	2	13	11	2	14	14	-
C-47	6	6	-	6	6	-	6	6	-	6	6	-
C-119/F/G	5	5	-	7	5	2	5	5	-	5	5	-
HH-43	-	-	-	-	-	-	2	-	2	3	3	-
FAR EAST AND PACIFIC - TOTAL	1,438	1,425	13	1,459	1,444	15	1,473	1,458	15	1,464	1,447	17
Korea - Total	264	264	-	263	263	-	257	257	-	257	257	-
F-86D	39	39	-	39	39	-	38	38	-	38	38	-
F-86F	130	130	-	130	130	-	126	126	-	126	126	-
RF-86F	11	11	-	11	11	-	11	11	-	11	11	-
C-46	14	14	-	14	14	-	14	14	-	14	14	-
T-28A	25	25	-	25	25	-	25	25	-	25	25	-
T-33A	27	27	-	26	26	-	25	25	-	25	25	-
O-1A/E	14	14	-	14	14	-	14	14	-	14	14	-
UH/HH-19	4	4	-	4	4	-	4	4	-	4	4	-

SECRET

DOWNGRADED AT 12 YEAR INTERVALS;
NOT AUTOMATICALLY DECLASSIFIED
DOD DIR. 5200.10

TABLE 89 - MILITARY ASSISTANCE GRANT AID PROGRAM SUPPORTED AIRCRAFT INVENTORY BY STATUS, BY MISSION, DESIGN, AND SERIES OF AIRCRAFT, BY COUNTRY, WORLD-WIDE, AT END OF QUARTER - FY 1964 (CONTINUED)

COUNTRY AND MISSION, DESIGN, AND SERIES OF AIRCRAFT	30 SEPTEMBER 1963			31 DECEMBER 1963			31 MARCH 1964			30 JUNE 1964		
	Total	Active	In-Active	Total	Active	In-Active	Total	Active	In-Active	Total	Active	In-Active
FAR EAST AND PACIFIC												
(Continued)												
<u>Philippines - Total</u>	144	143	1	144	143	1	147	144	3	145	144	1
F-86D	17	17	-	17	17	-	19	17	2	19	19	-
F-86F	43	43	-	43	43	-	43	43	-	41	41	-
RT-33A	1	1	-	1	1	-	1	1	-	1	1	-
HU-16	3	3	-	3	3	-	3	3	-	3	3	-
C-47	20	20	-	20	20	-	21	21	-	21	21	-
T-28A	15	15	-	15	15	-	15	15	-	15	15	-
T-33A	9	8	1	9	8	1	9	8	1	9	8	1
T-34A	33	33	-	33	33	-	33	33	-	33	33	-
UH/HH-19	3	3	-	3	3	-	3	3	-	3	3	-
<u>Republic of China - Total</u>	568	568	-	582	582	-	572	572	-	576	576	-
F-86D	16	16	-	16	16	-	16	16	-	16	16	-
F-86F	228	228	-	228	228	-	227	227	-	222	222	-
F-100A	70	70	-	70	70	-	69	69	-	69	69	-
F-100F	9	9	-	8	8	-	8	8	-	8	8	-
F-104A	19	19	-	18	18	-	18	18	-	18	18	-
F-104B	2	2	-	3	3	-	3	3	-	3	3	-
F-104G	-	-	-	5	5	-	10	10	-	19	19	-
RF-84F	15	15	-	15	15	-	-	-	-	-	-	-
RF-101A	4	4	-	4	4	-	4	4	-	4	4	-
RF-104G	-	-	-	8	8	-	8	8	-	8	8	-
HU-16	9	9	-	9	9	-	9	9	-	9	9	-
C-46	84	84	-	84	84	-	83	83	-	83	83	-
C-47	23	23	-	24	24	-	24	24	-	24	24	-
C-118	1	1	-	1	1	-	1	1	-	1	1	-
C-119	15	15	-	15	15	-	15	15	-	15	15	-
T-28A	21	21	-	21	21	-	21	21	-	21	21	-
T-33A	46	46	-	45	45	-	44	44	-	44	44	-
TF-104G	-	-	-	2	2	-	6	6	-	6	6	-
UH/HH-19	6	6	-	6	6	-	6	6	-	6	6	-
<u>Thailand - Total</u>	236	230	6	242	234	8	246	245	1	189	189	-
F-86F	42	40	2	47	44	3	43	43	-	43	43	-
F-86L	17	17	-	18	17	1	18	17	1	18	18	-
RT-33A	3	3	-	3	3	-	2	2	-	2	2	-
C-47	23	23	-	23	23	-	24	24	-	24	24	-
T-6G	62	62	-	62	62	-	62	62	-	-	-	-
T-28D	32	30	2	32	30	2	27	27	-	35	35	-
T-33A	13	13	-	13	13	-	13	13	-	13	13	-
T-37B	8	8	-	8	8	-	8	8	-	8	8	-
C-123	-	-	-	-	-	-	8	8	-	8	8	-
CH-34	13	11	2	13	11	2	13	13	-	11	11	-
HH-43B	4	4	-	4	4	-	4	4	-	4	4	-
U-10	12	12	-	12	12	-	12	12	-	12	12	-
UH-34	7	7	-	7	7	-	12	12	-	11	11	-
<u>Vietnam - Total</u>	226	220	6	228	222	6	251	240	11	297	281	16
A-1H	27	27	-	25	25	-	42	31	11	67	67	-
C-47	34	34	-	37	37	-	36	36	-	36	36	-
RT-28	6	-	6	10	4	6	18	18	-	18	18	-
T-28A	37	37	-	30	30	-	29	29	-	28	28	-
CH-34/UH-34	22	22	-	27	27	-	29	29	-	54	54	-
O-1A/E	49	49	-	48	48	-	47	47	-	45	45	-
U-6A	9	9	-	9	9	-	8	8	-	8	8	-
U-17	25	25	-	25	25	-	25	25	-	25	25	-
UH/HH-19	17	17	-	17	17	-	17	17	-	16	-	16

SECRET

TABLE 89 - MILITARY ASSISTANCE GRANT AID PROGRAM SUPPORTED AIRCRAFT INVENTORY BY STATUS, BY MISSION, DESIGN, AND SERIES OF AIRCRAFT, BY COUNTRY, WORLD-WIDE, AT END OF QUARTER - FY 1964 (CONTINUED)

COUNTRY AND MISSION, DESIGN, AND SERIES OF AIRCRAFT	30 SEPTEMBER 1963			31 DECEMBER 1963			31 MARCH 1964			30 JUNE 1964		
	Total	Active	In-Active	Total	Active	In-Active	Total	Active	In-Active	Total	Active	In-Active
<u>WESTERN HEMISPHERE-TOTAL</u>	<u>458</u>	<u>449</u>	<u>2</u>	<u>485</u>	<u>468</u>	<u>17</u>	<u>498</u>	<u>474</u>	<u>24</u>	<u>533</u>	<u>528</u>	<u>2</u>
<u>Bolivia - Total</u>	<u>20</u>	<u>20</u>	<u>-</u>	<u>19</u>	<u>19</u>	<u>-</u>	<u>25</u>	<u>25</u>	<u>-</u>	<u>29</u>	<u>29</u>	<u>-</u>
C-47	10	10	-	10	10	-	15	15	-	19	19	-
U-17A	10	10	-	9	9	-	10	10	-	10	10	-
<u>Brazil - Total</u>	<u>109</u>	<u>101</u>	<u>8</u>	<u>109</u>	<u>92</u>	<u>17</u>	<u>109</u>	<u>85</u>	<u>20</u>	<u>104</u>	<u>102</u>	<u>2</u>
P-2E	11	6	5	11	11	-	11	7	4	11	11	-
F-80C	26	26	-	26	14	12	26	12	14	25	25	-
S-2A	13	13	-	13	13	-	13	13	-	12	12	-
EC-47	-	-	-	-	-	-	-	-	-	1	1	-
C-54	11	11	-	11	10	1	11	10	1	11	11	-
C-119G	11	11	-	11	11	-	11	11	-	11	11	-
T-33A	10	10	-	10	10	-	10	10	-	10	10	-
O-1A/E	18	15	3	18	14	4	14	14	-	14	14	-
SH-34J	6	6	-	6	6	-	6	5	1	6	4	2
UH/HH-19	3	3	-	3	3	-	3	3	-	3	3	-
<u>Chile - Total</u>	<u>68</u>	<u>68</u>	<u>-</u>	<u>76</u>	<u>76</u>	<u>-</u>	<u>70</u>	<u>68</u>	<u>2</u>	<u>80</u>	<u>78</u>	<u>2</u>
B-26	21	21	-	21	21	-	18	16	2	20	18	2
F-80C	13	13	-	13	13	-	13	13	-	13	13	-
HU-16A	3	3	-	6	6	-	6	6	-	6	6	-
C-47	15	15	-	15	15	-	15	15	-	15	15	-
T-6C	9	9	-	9	9	-	6	6	-	6	6	-
T-33A	3	3	-	3	3	-	3	3	-	11	11	-
T-37B	4	4	-	9	9	-	9	9	-	9	9	-
<u>Colombia - Total</u>	<u>66</u>	<u>66</u>	<u>-</u>	<u>72</u>	<u>72</u>	<u>-</u>	<u>76</u>	<u>76</u>	<u>-</u>	<u>74</u>	<u>74</u>	<u>-</u>
B-26	7	7	-	8	8	-	8	8	-	8	8	-
F-80C	7	7	-	7	7	-	7	7	-	7	7	-
F-86F	5	5	-	5	5	-	5	5	-	4	4	-
RT-33	-	-	-	-	-	-	4	4	-	4	4	-
C-47	13	13	-	14	14	-	14	14	-	14	14	-
C-54	4	4	-	5	5	-	5	5	-	4	4	-
T-33A	9	9	-	9	9	-	9	9	-	9	9	-
HH-43B	2	2	-	5	5	-	5	5	-	5	5	-
OH-13	9	9	-	9	9	-	9	9	-	9	9	-
OH-23	7	7	-	7	7	-	7	7	-	7	7	-
UH-1B	3	3	-	3	3	-	3	3	-	3	3	-
<u>Costa Rica - Total</u>	<u>1</u>	<u>1</u>	<u>-</u>	<u>1</u>	<u>1</u>	<u>-</u>	<u>1</u>	<u>1</u>	<u>-</u>	<u>3</u>	<u>3</u>	<u>-</u>
U-17	1	1	-	1	1	-	1	1	-	3	3	-
<u>Dominican Republic - Total</u>	<u>2</u>	<u>2</u>	<u>-</u>	<u>2</u>	<u>2</u>	<u>-</u>	<u>2</u>	<u>2</u>	<u>-</u>	<u>2</u>	<u>2</u>	<u>-</u>
C-47	2	2	-	2	2	-	2	2	-	2	2	-
<u>Ecuador - Total</u>	<u>32</u>	<u>32</u>	<u>-</u>	<u>32</u>	<u>32</u>	<u>-</u>	<u>31</u>	<u>31</u>	<u>-</u>	<u>31</u>	<u>31</u>	<u>-</u>
F-80C	11	11	-	11	11	-	10	10	-	10	10	-
C-47	10	10	-	10	10	-	10	10	-	10	10	-
CH-1C	4	4	-	4	4	-	4	4	-	4	4	-
T-6C	3	3	-	3	3	-	3	3	-	3	3	-
T-33A	3	3	-	3	3	-	3	3	-	3	3	-
U-17	1	1	-	1	1	-	1	1	-	1	1	-
<u>El Salvador - Total</u>	<u>2</u>	<u>2</u>	<u>-</u>	<u>2</u>	<u>2</u>	<u>-</u>	<u>3</u>	<u>3</u>	<u>-</u>	<u>3</u>	<u>3</u>	<u>-</u>
C-47	2	2	-	2	2	-	3	3	-	3	3	-
<u>Guatemala - Total</u>	<u>11</u>	<u>11</u>	<u>-</u>	<u>11</u>	<u>11</u>	<u>-</u>	<u>12</u>	<u>12</u>	<u>-</u>	<u>12</u>	<u>12</u>	<u>-</u>
B-26	2	2	-	2	2	-	2	2	-	2	2	-
C-47	5	5	-	5	5	-	6	6	-	6	6	-
T-33A	4	4	-	4	4	-	4	4	-	4	4	-
<u>Honduras - Total</u>	<u>5</u>	<u>5</u>	<u>-</u>	<u>5</u>	<u>5</u>	<u>-</u>	<u>5</u>	<u>5</u>	<u>-</u>	<u>5</u>	<u>5</u>	<u>-</u>
C-47	4	4	-	4	4	-	4	4	-	4	4	-
U-17	1	1	-	1	1	-	1	1	-	1	1	-

SECRET

DOWNGRADED AT 12 YEAR INTERVALS;
NOT AUTOMATICALLY DECLASSIFIED
DOD DIR. 5200.10

TABLE 89 - MILITARY ASSISTANCE GRANT AID PROGRAM SUPPORTED AIRCRAFT INVENTORY BY STATUS, BY MISSION, DESIGN, AND SERIES OF AIRCRAFT, BY COUNTRY, WORLD-WIDE, AT END OF QUARTER - FY 1964 (CONTINUED)

COUNTRY AND MISSION, DESIGN, AND SERIES OF AIRCRAFT	30 SEPTEMBER 1963			31 DECEMBER 1963			31 MARCH 1964			30 JUNE 1964		
	Total	Active	In-Active	Total	Active	In-Active	Total	Active	In-Active	Total	Active	In-Active
WESTERN HEMISPHERE												
<u>(Continued)</u>												
<u>Nicaragua - Total</u> . . .	4	3	1	4	4	-	4	4	-	24	24	-
B-26	-	-	-	-	-	-	-	-	-	4	4	-
C-47	4	3	1	4	4	-	4	4	-	4	4	-
Cessna 180	-	-	-	-	-	-	-	-	-	10	10	-
T-33A	-	-	-	-	-	-	-	-	-	6	6	-
<u>Paraguay - Total</u> . . .	9	9	-	7	7	-	9	9	-	13	13	-
C-47	8	8	-	6	6	-	8	8	-	12	12	-
U-17	1	1	-	1	1	-	1	1	-	1	1	-
<u>Peru - Total</u>	91	91	-	106	106	-	115	115	-	115	115	-
B-26	15	15	-	15	15	-	15	15	-	15	15	-
F-80C	16	16	-	16	16	-	16	16	-	16	16	-
F-86F	17	17	-	17	17	-	17	17	-	17	17	-
HU-16	-	-	-	3	3	-	3	3	-	3	3	-
C-47	6	6	-	18	18	-	27	27	-	27	27	-
T-33A	20	20	-	20	20	-	20	20	-	20	20	-
T-37B	17	17	-	17	17	-	17	17	-	17	17	-
<u>Uruguay - Total</u>	38	38	-	39	39	-	40	38	2	38	37	1
F-80C	12	12	-	12	12	-	12	10	2	10	9	1
C-47	14	14	-	14	14	-	14	14	-	14	14	-
T-6G	8	8	-	8	8	-	8	8	-	8	8	-
T-33A	4	4	-	5	5	-	6	6	-	6	6	-

Source: Data Applications Division, Data Services Center, Comptroller of the Air Force.

DOWNGRADED AT 12 YEAR INTERVALS;
NOT AUTOMATICALLY DECLASSIFIED
DOD DIR. 5200.10

SECRET**TABLE 90 - MILITARY ASSISTANCE GRANT AID PROGRAM AIRCRAFT ATTRITION BY MISSION, DESIGN, AND SERIES OF AIRCRAFT, WORLD-WIDE - FY 1964**

(See Definitions for changes in title and stub terminology over FY 1963 table.)

MISSION, DESIGN, AND SERIES OF AIRCRAFT	TOTAL	OPERATIONAL	NON-OPERATIONAL
<u>TOTAL</u>	<u>229</u>	<u>175</u>	<u>54</u>
<u>BOMBER - TOTAL</u>	<u>17</u>	<u>15</u>	<u>2</u>
A-1H	14	13	1
B-26	2	1	1
P-2E	1	1	-
<u>FIGHTER - TOTAL</u>	<u>139</u>	<u>95</u>	<u>44</u>
F-80C	3	2	1
F-84F	19	19	-
F-84G	28	6	22
F-86D	6	6	-
F-86E	18	4	14
F-86F	50	43	7
F-86K	6	6	-
F-100A/D/F	6	6	-
F/TF-104	3	3	-
<u>RECONNAISSANCE - TOTAL</u>	<u>7</u>	<u>7</u>	<u>-</u>
RF-84F	6	6	-
RT-33A	1	1	-
<u>SEARCH AND RESCUE - TOTAL</u>	<u>1</u>	<u>1</u>	<u>-</u>
S-2A	1	1	-
<u>CARGO - TOTAL</u>	<u>10</u>	<u>8</u>	<u>2</u>
C-46	1	1	-
C-47	6	5	1
C-119	3	2	1
<u>TRAINER - TOTAL</u>	<u>36</u>	<u>32</u>	<u>4</u>
T/LT-6G	7	7	-
T-28A	13	9	4
T-33A	12	12	-
T-34	1	1	-
T-37	3	3	-
<u>COMMUNICATIONS - TOTAL</u>	<u>19</u>	<u>17</u>	<u>2</u>
CH-34	1	1	-
HH-13	2	2	-
HH-19	4	4	-
HH-43	1	1	-
O-1A/E	6	5	1
OH-23	1	-	1
U-6	1	1	-
U-17	3	3	-

Source: Data Applications Division, Data Services Center, Comptroller of the Air Force.

SECRET

DOWNGRADED AT 12 YEAR INTERVALS;
NOT AUTOMATICALLY DECLASSIFIED
DOD DIR. 5200.10

TABLE 91 -- MILITARY ASSISTANCE GRANT AID PROGRAM AIRCRAFT HOURS FLOWN BY MISSION, DESIGN, AND SERIES OF AIRCRAFT, WORLD-WIDE, BY QUARTER - FY 1964

(See Definitions for changes in title and stub terminology over FY 1963 table.)

MISSION, DESIGN, AND SERIES OF AIRCRAFT	TOTAL	FIRST QUARTER	SECOND QUARTER	THIRD QUARTER	FOURTH QUARTER
<u>HOURS - TOTAL</u>	<u>1,032,715</u>	<u>254,622</u>	<u>253,939</u>	<u>248,796</u>	<u>275,358</u>
BOMBER - TOTAL	26,985	5,301	6,501	5,511	9,672
A-1H	15,650	2,505	3,053	3,453	6,639
B-26	5,186	1,193	1,756	694	1,543
B-57	5,222	1,363	1,325	1,339	1,195
P-2E	927	240	367	25	295
FIGHTER - TOTAL	348,627	91,337	84,781	81,554	90,955
F-80C	7,362	2,273	2,348	1,263	1,478
F-84F	38,791	11,596	7,987	8,857	10,351
F-84G	18,611	6,381	3,520	4,157	4,553
F-86D	20,987	4,856	5,670	4,985	5,476
F-86E	19,315	5,979	4,318	3,988	5,030
F-86F	197,255	48,921	49,426	47,613	51,295
F-86K	10,831	3,240	2,888	2,502	2,201
F-86L	1,094	212	212	244	426
F-100A/D/F	26,212	5,841	6,355	6,426	7,590
F-104A/B/G	8,169	2,038	2,057	1,519	2,555
RECONNAISSANCE - TOTAL	34,059	6,455	7,352	8,422	11,830
RF-84F	21,161	4,732	4,695	4,822	6,912
RF-86F	2,350	514	691	587	558
RF-101A	1,079	234	311	231	303
RF-104G	3,049	124	421	625	1,879
RT-28C/D	1,952	-	251	902	799
RT-33A	4,468	851	983	1,255	1,379
SEARCH AND RESCUE - TOTAL	18,131	4,938	4,122	4,518	4,553
HU-16	16,250	4,016	3,712	4,255	4,267
S-2A	1,881	922	410	263	286
CARGO - TOTAL	291,380	76,659	73,807	72,932	67,982
C-46	27,215	9,499	6,083	5,817	5,816
C-47	202,894	50,787	52,111	51,580	48,416
C-54	14,248	3,590	3,102	3,755	3,801
C-118	306	68	79	75	84
C-119G	35,855	9,910	9,580	8,737	7,628
C-121	7,238	2,100	2,100	2,100	938
C-123	224	-	-	-	224
C-130	3,400	705	752	868	1,075
TRAINER - TOTAL	207,585	47,341	51,667	48,404	60,173
T/LT-6G	37,490	7,911	10,433	8,441	10,705
T-28A	45,094	11,427	11,750	11,180	10,737
T-33A	95,622	23,436	24,068	21,437	26,681
T-34A	16,376	1,866	3,161	4,423	6,926
T-37B	13,003	2,701	2,255	2,923	5,124
COMMUNICATIONS - TOTAL	105,948	22,591	25,709	27,455	30,193
Cessna 180	694	-	-	-	694
CH-1C	354	56	72	94	132
C/S/UH-34	16,390	3,320	3,854	3,955	5,261
HH-43B/F	2,582	420	590	694	878
O-1A/E	44,344	11,012	9,795	11,212	12,325
OH-13	2,816	1,040	766	437	573
OH-23	1,822	331	572	555	364
U-6A	3,637	826	733	950	1,128
U-10B	1,993	635	565	514	279
U-17	14,683	1,043	4,334	5,112	4,194
UH-1B	1,957	399	1,170	138	250
UH/HH-19A/B/D	14,676	3,509	3,258	3,794	4,115

Source: Data Applications Division, Data Services Center, Comptroller of the Air Force.

DECLASSIFIED AT 12 YEAR INTERVALS; NOT AUTOMATICALLY DECLASSIFIED DOD DIR. 5200.10
--

SECRET

TABLE 92 -- MILITARY ASSISTANCE GRANT AID PROGRAM AIRCRAFT HOURS FLOWN BY MISSION, DESIGN, AND SERIES OF AIRCRAFT, BY COUNTRY, WORLD-WIDE, BY QUARTER - FY 1964

(See Definitions for changes in title and stub terminology over FY 1963 table.)

COUNTRY AND MISSION, DESIGN, AND SERIES OF AIRCRAFT	TOTAL	FIRST QUARTER	SECOND QUARTER	THIRD QUARTER	FOURTH QUARTER
<u>TOTAL</u>	<u>1,032,715</u>	<u>254,622</u>	<u>253,939</u>	<u>248,796</u>	<u>275,358</u>
<u>EUROPE - TOTAL</u>	<u>108,127</u>	<u>25,484</u>	<u>25,083</u>	<u>26,594</u>	<u>30,966</u>
<u>Norway - Total</u>	<u>50,106</u>	<u>13,078</u>	<u>12,536</u>	<u>11,515</u>	<u>12,977</u>
F-86F	12,185	3,255	2,811	2,848	3,271
F-86K	10,831	3,240	2,888	2,502	2,201
RF-84F	4,661	1,066	1,146	1,237	1,212
RF-104G	1,640	124	405	439	672
HU-16	7,998	2,079	1,760	1,975	2,184
C-47	2,150	523	617	465	545
C-119G	3,381	841	930	578	1,032
T-33A	5,987	1,619	1,692	1,198	1,478
TF-104G	224	-	90	70	64
HU-1B	-	-	-	-	-
UH-19D	1,049	331	197	203	318
<u>Spain - Total</u>	<u>58,021</u>	<u>12,406</u>	<u>12,547</u>	<u>15,079</u>	<u>17,989</u>
F-86F	37,308	9,153	8,930	9,519	9,706
HU-16	2,035	380	300	739	616
C-47	4,156	295	741	1,444	1,676
C-54	2,903	806	463	875	759
T-33A	7,860	1,511	1,664	1,979	2,706
T-34A	3,685	235	431	504	2,515
HH-19A/B	74	26	18	19	11
<u>NEAR EAST AND SOUTH ASIA - TOTAL</u>	<u>377,706</u>	<u>100,224</u>	<u>91,021</u>	<u>89,693</u>	<u>96,768</u>
<u>Greece - Total</u>	<u>61,549</u>	<u>16,716</u>	<u>13,523</u>	<u>12,921</u>	<u>18,389</u>
F-84F	17,458	6,491	3,764	3,078	4,125
F-86D	6,102	1,605	1,458	1,395	1,644
F-86E	5,123	1,417	874	1,101	1,731
F/TF-104G	110	-	-	-	110
RF-84F	4,349	1,219	952	1,035	1,143
C-47	9,985	2,264	2,381	2,445	2,895
T-6G	6,408	978	1,518	1,626	2,286
T-33A	10,643	2,613	2,429	1,962	3,639
T-37	897	-	60	147	690
UH-19D	474	129	87	132	126
<u>India - Total</u>	<u>110,064</u>	<u>30,300</u>	<u>30,300</u>	<u>30,300</u>	<u>19,164</u>
C-47	76,325	21,000	21,000	21,000	13,325
C-119	26,501	7,200	7,200	7,200	4,901
C-121	7,238	2,100	2,100	2,100	938
<u>Iran - Total</u>	<u>32,218</u>	<u>8,396</u>	<u>7,391</u>	<u>7,428</u>	<u>9,003</u>
F-86F	11,025	2,802	1,963	3,186	3,074
RT-33A	3,149	756	592	860	941
C-47	8,060	2,161	2,344	1,690	1,865
C-130B	1,409	235	351	315	508
T-33A	3,304	887	598	996	823
LT-6G	5,271	1,555	1,543	381	1,792
<u>Pakistan - Total</u>	<u>52,379</u>	<u>12,457</u>	<u>13,946</u>	<u>12,430</u>	<u>13,546</u>
B-57	5,222	1,363	1,325	1,339	1,195
F-86F	23,792	6,175	5,892	5,646	6,079
F-104A	2,433	692	598	550	593
C-130B	1,991	470	401	553	567
RT-33A	704	-	299	208	197
HU-16	678	195	148	185	150
T-6G	7,508	1,425	2,704	1,582	1,797
T-33A	3,953	1,297	1,052	721	883
T-37B	4,549	624	1,287	1,145	1,493
HH-43	822	-	-	375	447
UH/HH-19D	727	216	240	126	145

SECRET

DOWNGRADED AT 12 YEAR INTERVALS;
NOT AUTOMATICALLY DECLASSIFIED
DOD DIR. 5200.10

TABLE 92 - MILITARY ASSISTANCE GRANT AID PROGRAM AIRCRAFT HOURS FLOWN BY MISSION, DESIGN, AND SERIES OF AIRCRAFT, BY COUNTRY, WORLD-WIDE, BY QUARTER - FY 1964 (CONTINUED)

COUNTRY AND MISSION, DESIGN, AND SERIES OF AIRCRAFT	TOTAL	FIRST QUARTER	SECOND QUARTER	THIRD QUARTER	FOURTH QUARTER
NEAR EAST AND SOUTH ASIA (Continued)					
<u>Saudi Arabia - Total</u>	<u>2,474</u>	<u>682</u>	<u>901</u>	<u>317</u>	<u>574</u>
F-86F	611	248	224	54	85
RT-33A	41	24	6	9	2
F-28A	964	162	378	158	266
T-33A	631	242	197	60	132
T-34A	227	6	96	36	89
<u>Turkey - Total</u>	<u>119,022</u>	<u>31,673</u>	<u>24,960</u>	<u>26,297</u>	<u>36,092</u>
F-84F	21,333	5,105	4,223	5,779	6,226
F-84G	18,611	6,381	3,520	4,157	4,553
F-86E	14,192	4,562	3,444	2,887	3,299
F-100D	4,922	1,172	1,353	901	1,496
F-100F	2,373	563	509	489	812
F/TF-104G	1,907	365	188	322	1,032
RF-84F	10,981	1,857	2,151	2,416	4,557
C-47	19,517	5,807	4,013	3,817	5,880
C-54D	951	275	201	203	272
T-6G	1,969	220	165	440	1,144
T-33A	17,467	4,863	4,661	3,670	4,273
T-37	547	-	-	246	301
LT-6G	3,220	381	275	697	1,867
UH/HH-19	1,032	122	257	273	380
<u>AFRICA - TOTAL</u>	<u>15,184</u>	<u>3,477</u>	<u>3,814</u>	<u>4,009</u>	<u>3,884</u>
<u>Ethiopia - Total</u>	<u>12,265</u>	<u>2,632</u>	<u>3,177</u>	<u>3,286</u>	<u>3,170</u>
F-86F	1,124	388	120	286	330
RT-33A	195	-	-	72	123
C-47	3,327	816	988	891	632
C-54	905	218	286	214	187
T-28A	5,597	964	1,487	1,608	1,538
T-33A	1,117	246	296	215	360
<u>Libya - Total</u>	<u>382</u>	<u>59</u>	<u>81</u>	<u>133</u>	<u>109</u>
C-47	189	20	37	49	83
T-33A	193	39	44	84	26
<u>Morocco - Total</u>	<u>2,537</u>	<u>786</u>	<u>556</u>	<u>590</u>	<u>605</u>
C-47	1,284	415	426	216	227
C-119	959	371	130	158	300
HH-43	294	-	-	216	78
<u>FAR EAST AND PACIFIC - TOTAL</u>	<u>428,772</u>	<u>100,187</u>	<u>108,273</u>	<u>105,718</u>	<u>114,594</u>
<u>Korea - Total</u>	<u>78,252</u>	<u>18,529</u>	<u>21,466</u>	<u>18,716</u>	<u>19,541</u>
F-86D	9,677	2,264	2,768	2,183	2,462
F-86F	37,983	8,765	10,514	8,910	9,794
RF-86F	2,350	514	691	587	558
C-46	5,142	1,480	1,258	1,154	1,250
T-28A	8,342	1,996	2,107	2,194	2,045
T-33A	12,581	2,931	3,474	3,048	3,128
O-1A/E	1,017	280	345	312	80
UH/HH-19	1,160	299	309	328	224
<u>Philippines - Total</u>	<u>39,198</u>	<u>9,197</u>	<u>10,534</u>	<u>9,539</u>	<u>9,928</u>
F-86D	1,586	381	420	419	366
F-86F	7,034	1,827	1,909	1,774	1,524
RT-33A	241	50	74	74	43
HU-16	512	203	123	106	80

SECRET

TABLE 92 -- MILITARY ASSISTANCE GRANT AID PROGRAM AIRCRAFT HOURS FLOWN BY MISSION, DESIGN, AND SERIES OF AIRCRAFT, BY COUNTRY, WORLD-WIDE, BY QUARTER - FY 1964 (CONTINUED)

COUNTRY AND MISSION, DESIGN, AND SERIES OF AIRCRAFT	TOTAL	FIRST QUARTER	SECOND QUARTER	THIRD QUARTER	FOURTH QUARTER
<u>FAR EAST AND PACIFIC (Continued)</u>					
<u>Philippines - (Continued)</u>					
C-47	8,707	2,767	2,630	1,281	2,029
T-28A	6,071	1,643	1,971	1,336	1,121
T-33A	1,960	497	558	558	347
T-34A	12,464	1,625	2,634	3,883	4,322
UH/HH-19	623	204	215	108	96
<u>Republic of China - Total.</u>	<u>155,347</u>	<u>37,441</u>	<u>38,980</u>	<u>36,155</u>	<u>42,771</u>
F-86D	3,622	606	1,024	988	1,004
F-86F	58,077	14,131	14,749	13,700	15,497
F-100A	17,074	3,642	4,101	4,533	4,798
F-100F	1,843	464	392	503	484
F-104A	3,245	894	1,052	553	746
F-104B/G	761	87	121	109	444
RF-84F	1,170	590	446	134	-
RF-101A	1,079	234	311	231	303
RF-104G	640	-	16	91	533
HU-16	3,852	961	959	966	966
C-46	19,912	5,858	4,825	4,663	4,566
C-47	7,338	1,839	1,885	1,757	1,857
C-118	306	68	79	75	84
C-119	4,060	1,298	1,048	482	1,232
T-28A	10,119	1,894	2,761	2,146	3,318
T-33A	20,181	4,366	4,810	4,848	6,157
TF-104G	258	-	8	10	240
UH/HH-19	1,810	509	393	366	542
<u>Thailand - Total</u>	<u>35,162</u>	<u>9,326</u>	<u>9,335</u>	<u>9,135</u>	<u>7,366</u>
F-86F	6,121	1,532	1,791	1,334	1,464
F-86L	1,094	212	212	244	426
RT-33A	120	21	12	32	55
C-47	4,613	1,035	1,144	1,142	1,292
T-6G	6,634	2,356	1,922	2,356	-
T-28D	6,199	1,800	2,021	1,361	1,017
T-33A	2,283	668	484	681	450
T-37B	1,473	329	324	444	376
C/UH-34	4,032	660	788	924	1,660
C-123B	224	-	-	-	224
HH-43	376	78	72	103	123
U-10	1,993	635	565	514	279
<u>Vietnam - Total.</u>	<u>120,813</u>	<u>25,694</u>	<u>27,958</u>	<u>32,173</u>	<u>34,988</u>
A-1H	15,650	2,505	3,053	3,453	6,639
RT-28	1,952	-	251	902	799
C-47	22,005	5,521	5,590	5,498	5,396
T-28	7,802	2,968	1,025	2,377	1,432
CH-34	11,835	2,420	2,980	2,989	3,446
O-1A/E	39,333	9,912	8,820	9,783	10,818
U-6A	3,637	826	733	950	1,128
U-17	11,657	-	4,219	4,219	3,219
UH/HH-19	6,942	1,542	1,287	2,002	2,111
<u>WESTERN HEMISPHERE - TOTAL</u>	<u>102,926</u>	<u>25,250</u>	<u>25,748</u>	<u>22,782</u>	<u>29,146</u>
<u>Bolivia - Total.</u>	<u>6,357</u>	<u>1,756</u>	<u>1,378</u>	<u>1,403</u>	<u>1,820</u>
C-47	3,279	713	455	904	1,207
U-17A	3,078	1,043	923	499	613

DOWNGRADED AT 12 YEAR INTERVALS;
NOT AUTOMATICALLY DECLASSIFIED
DOD DIR. 5200.10

SECRET

TABLE 92 -- MILITARY ASSISTANCE GRANT AID PROGRAM AIRCRAFT HOURS FLOWN BY MISSION, DESIGN, AND SERIES OF AIRCRAFT, BY COUNTRY, WORLD-WIDE, BY QUARTER - FY 1964 (Continued)

COUNTRY AND MISSION, DESIGN, AND SERIES OF AIRCRAFT	TOTAL	FIRST QUARTER	SECOND QUARTER	THIRD QUARTER	FOURTH QUARTER
WESTERN HEMISPHERE (Continued)					
<u>Brazil - Total</u>	<u>17,717</u>	<u>5,313</u>	<u>3,256</u>	<u>3,686</u>	<u>5,462</u>
P-2E	927	240	367	25	295
F-80C	1,686	490	835	49	312
C-47	40	-	-	-	40
C-54	5,745	1,810	11	1,906	2,018
C-119G	954	200	272	319	163
S-2A	1,881	922	410	263	286
T-33A	1,549	460	390	95	604
O-1A/E	3,627	820	630	750	1,427
SH-34J	523	240	86	42	155
UH/HH-19	785	131	255	237	162
<u>Chile - Total</u>	<u>12,925</u>	<u>2,925</u>	<u>4,064</u>	<u>3,227</u>	<u>2,709</u>
B-26	2,272	549	841	230	652
F-80C	1,420	532	369	303	216
HU-16A	1,060	198	415	270	177
C-47	4,514	1,091	1,280	1,421	722
T-6G	1,563	308	644	312	299
T-33A	518	68	186	170	94
T-37B	1,578	179	329	521	549
<u>Colombia - Total</u>	<u>21,070</u>	<u>5,293</u>	<u>5,908</u>	<u>4,579</u>	<u>5,290</u>
B-26	1,116	207	409	199	301
F-80C	312	103	47	34	128
F-86F	241	80	97	14	50
RT-33A	18	-	-	-	18
T-33A	1,229	346	333	150	400
C-47	8,935	1,985	2,411	2,128	2,411
C-54	2,111	481	508	557	565
HH-43B	1,457	342	518	367	230
OH-13	2,816	1,040	766	437	573
OH-23	1,822	331	572	555	364
UH-1B	1,013	378	247	138	250
<u>Costa Rica - Total</u>	<u>341</u>	<u>21</u>	<u>15</u>	<u>141</u>	<u>164</u>
U-17	341	21	15	141	164
<u>Dominican Republic - Total</u>	-	-	-	-	-
C-47	-	-	-	-	-
<u>Ecuador - Total</u>	<u>8,645</u>	<u>1,920</u>	<u>2,333</u>	<u>2,374</u>	<u>2,018</u>
F-80C	762	240	204	305	13
T-6G	674	-	226	273	175
T-33A	261	76	98	78	9
C-47	6,308	1,548	1,633	1,509	1,618
CH-1C	354	56	72	94	132
U-17	286	-	100	115	71
<u>El Salvador - Total</u>	<u>473</u>	<u>48</u>	<u>169</u>	<u>87</u>	<u>169</u>
C-47	473	48	169	87	169
<u>Guatemala - Total</u>	<u>2,800</u>	<u>700</u>	<u>700</u>	<u>700</u>	<u>700</u>
B-26	184	46	46	46	46
C-47	1,916	479	479	479	479
T-33A	700	175	175	175	175
<u>Honduras - Total</u>	<u>458</u>	-	-	<u>227</u>	<u>231</u>
C-47	243	-	-	139	104
U-17	215	-	-	88	127

DOWNGRADED AT 12 YEAR INTERVALS;
NOT AUTOMATICALLY DECLASSIFIED
DOD DIR. 5200.10

SECRET

TABLE 92 - MILITARY ASSISTANCE GRANT AID PROGRAM AIRCRAFT HOURS FLOWN BY MISSION, DESIGN, AND SERIES OF AIRCRAFT, BY COUNTRY, WORLD-WIDE, BY QUARTER - FY 1964 (CONTINUED)

COUNTRY AND MISSION, DESIGN, AND SERIES OF AIRCRAFT	TOTAL	FIRST QUARTER	SECOND QUARTER	THIRD QUARTER	FOURTH QUARTER
<u>WESTERN HEMISPHERE (Continued)</u>					
<u>Nicaragua - Total</u>	<u>1,645</u>	<u>208</u>	<u>256</u>	<u>176</u>	<u>1,005</u>
B-26	39	-	-	-	39
C-47	908	208	256	176	268
T-33	4	-	-	-	4
Cessna 180	694	-	-	-	694
<u>Paraguay - Total</u>	<u>4,040</u>	<u>895</u>	<u>799</u>	<u>1,037</u>	<u>1,309</u>
C-47	3,990	895	799	987	1,309
U-17	50	-	-	50	-
<u>Peru - Total</u>	<u>15,446</u>	<u>3,855</u>	<u>3,624</u>	<u>2,732</u>	<u>5,235</u>
B-26	1,575	391	460	219	505
F-80C	2,293	658	685	413	537
F-86F	1,754	565	426	342	421
HU-16	115	-	7	14	94
C-47	3,091	252	970	659	1,210
T-33A	2,659	420	821	665	753
T-37B	3,959	1,569	255	420	1,715
<u>Uruguay - Total</u>	<u>11,009</u>	<u>2,316</u>	<u>3,246</u>	<u>2,413</u>	<u>3,034</u>
F-80C	889	250	208	159	272
C-47	5,335	1,266	1,496	1,396	1,177
T-6G	4,243	688	1,436	774	1,345
T-33A	542	112	106	84	240

Source: Data Applications Division, Data Services Center, Comptroller of the Air Force.

SECRET

DOWNGRADED AT 12 YEAR INTERVALS;
NOT AUTOMATICALLY DECLASSIFIED
DOD DIR. 5200.10

CONFIDENTIAL

TABLE 93 - MILITARY ASSISTANCE GRANT AID PROGRAM AIRCRAFT DELIVERIES BY MISSION, DESIGN, AND SERIES OF AIRCRAFT, WORLD-WIDE - FY 1950 THROUGH FY 1964 AND BY QUARTER - FY 1964

MISSION, DESIGN, AND SERIES OF AIRCRAFT	FY 1950 THROUGH FY 1964	FY 1964				
		Total	First Quarter	Second Quarter	Third Quarter	Fourth Quarter
<u>TOTAL</u>	<u>14,912</u>	<u>482</u>	<u>123</u>	<u>107</u>	<u>150</u>	a/ <u>102</u>
<u>BOMBER - TOTAL</u>	<u>457</u>	<u>28</u>	<u>6</u>	<u>10</u>	<u>12</u>	-
A-1H	61	27	6	10	11	-
B-17	5	-	-	-	-	-
B-25	6	-	-	-	-	-
B-26	165	-	-	-	-	-
B-29	84	-	-	-	-	-
B-57	26	1	-	-	1	-
P-2E	52	-	-	-	-	-
PBY5A	20	-	-	-	-	-
P4Y2	38	-	-	-	-	-
<u>FIGHTER - TOTAL</u>	<u>9,620</u>	<u>109</u>	<u>4</u>	<u>18</u>	<u>51</u>	<u>36</u>
F-5A/B	12	12	-	-	4	8
F-8F	384	-	-	-	-	-
F-47D	330	-	-	-	-	-
F-47N	195	-	-	-	-	-
F-51D	304	-	-	-	-	-
F-80C	113	-	-	-	-	-
F-84E	100	-	-	-	-	-
F-84F	1,505	-	-	-	-	-
F-84G	2,331	-	-	-	-	-
F-86D	298	-	-	-	-	-
F-86E	197	-	-	-	-	-
F-86E (GFP)	233	-	-	-	-	-
F-86F	1,532	18	-	7	-	11
F-86F (Ship Sets)	180	-	-	-	-	-
F-86K	214	-	-	-	-	-
F-86K (Ship Sets)	127	-	-	-	-	-
F-86L	18	1	-	1	-	-
YF-86K (Proto Type)	2	-	-	-	-	-
CF-100	53	-	-	-	-	-
F-100A	80	-	-	-	-	-
F-100D	167	-	-	-	-	-
F-100F	45	-	-	-	-	-
F-104A	33	1	-	-	-	1
F-104B	7	1	-	1	-	-
F-104G	105	76	4	9	47	16
FH-19A	4	-	-	-	-	-
Hawker Hunter	531	-	-	-	-	-
Mystere (MD 452)	225	-	-	-	-	-
Ouragan	185	-	-	-	-	-
Vampire 5	35	-	-	-	-	-
Vampire 53	75	-	-	-	-	-
<u>RECONNAISSANCE - TOTAL</u>	<u>670</u>	<u>24</u>	<u>13</u>	<u>11</u>	-	-
G-91	50	-	-	-	-	-
RB-26	8	-	-	-	-	-
RB-29	3	-	-	-	-	-
RB-57	4	-	-	-	-	-
RF-51	18	-	-	-	-	-
RF-84F	449	-	-	-	-	-
RF-86F	17	-	-	-	-	-
RF-100A	4	-	-	-	-	-
RF-101A	6	-	-	-	-	-
RF-104G	24	24	13	11	-	-
RT-33A	87	-	-	-	-	-

CONFIDENTIAL

DOWNGRADED AT 12 YEAR INTERVALS;
NOT AUTOMATICALLY DECLASSIFIED
DOD DIR. 5200.10

CONFIDENTIAL

TABLE 93 - MILITARY ASSISTANCE GRANT AID PROGRAM AIRCRAFT DELIVERIES BY MISSION, DESIGN, AND SERIES OF AIRCRAFT, WORLD-WIDE - FY 1950 THROUGH FY 1964 AND BY QUARTER - FY 1964 (CONTINUED)

MISSION, DESIGN, AND SERIES OF AIRCRAFT	FY 1950 THROUGH 1964	FY 1964				
		Total	First Quarter	Second Quarter	Third Quarter	Fourth Quarter
<u>SEARCH AND RESCUE - TOTAL</u>	<u>90</u>	<u>17</u>	<u>2</u>	<u>8</u>	<u>5</u>	<u>2</u>
HU-16	73	17	2	8	5	2
SC-54	4	-	-	-	-	-
S-2A	13	-	-	-	-	-
<u>CARGO - TOTAL</u>	<u>651</u>	<u>72</u>	<u>18</u>	<u>4</u>	<u>40</u>	<u>10</u>
C-45	7	-	-	-	-	-
C-46D	54	-	-	-	-	-
C-47	397	55	9	4	32	10
C-54	35	-	-	-	-	-
C-119C/F/G	141	9	9	-	-	-
C-121A	1	-	-	-	-	-
C-123B	8	8	-	-	8	-
C-130	8	-	-	-	-	-
<u>TRAINER - TOTAL</u>	<u>2,818</u>	<u>110</u>	<u>16</u>	<u>40</u>	<u>28</u>	<u>26</u>
T-6D/F/G	846	-	-	-	-	-
LT-6G	116	-	-	-	-	-
T-7	28	-	-	-	-	-
T-13	2	-	-	-	-	-
T-28A	237	36	6	21	7	2
T-33A	903	28	4	8	10	6
T-33A (Ship Sets)	178	-	-	-	-	-
T-34A	70	-	-	-	-	-
T-37	110	46	6	11	11	18
Harvard Mark IV	291	-	-	-	-	-
Morane 733	25	-	-	-	-	-
Sipa 12	10	-	-	-	-	-
PT-13	2	-	-	-	-	-
<u>COMMUNICATIONS - TOTAL</u>	<u>606</u>	<u>122</u>	<u>64</u>	<u>16</u>	<u>14</u>	<u>28</u>
L-4	5	-	-	-	-	-
L-5	9	-	-	-	-	-
L-18C	40	-	-	-	-	-
O-1A/E	112	8	8	-	-	-
U-6A	21	-	-	-	-	-
U-7	1	-	-	-	-	-
HH/UH-19	108	17	13	-	-	4
CH-19E	2	-	-	-	-	-
CH-21	16	6	-	-	-	6
CH-34A	49	12	3	-	-	9
HH-43B	32	13	-	8	-	5
SH-34G	6	-	-	-	-	-
UH-34D	49	24	7	5	7	5
CH-1C	6	-	-	-	-	-
U-17	53	42	33	3	7	(1)
Dragon Fly	10	-	-	-	-	-
Sweitzer Glider	60	-	-	-	-	-
UH-1	3	-	-	-	-	-
U-10	12	-	-	-	-	-
Vertol 44A	12	-	-	-	-	-

a/ Fourth Quarter includes adjustments to previously reported data.

Source: Data Applications Division, Data Services Center, Comptroller of the Air Force

CONFIDENTIAL

DOWNGRADED AT 12 YEAR INTERVALS;
NOT AUTOMATICALLY DECLASSIFIED
DOD DIR. 5200.10

CONFIDENTIAL

TABLE 94 - MILITARY ASSISTANCE GRANT AID PROGRAM AIRCRAFT DELIVERIES BY RECIPIENT COUNTRY, BY MISSION, DESIGN, AND SERIES OF AIRCRAFT, WORLD-WIDE - FY 1950 THROUGH FY 1964 AND BY QUARTER - FY 1964

(See Definitions for changes in title and stub terminology over FY 1963 table. Parentheses denote negative quantities.)

COUNTRY AND MISSION, DESIGN, AND SERIES OF AIRCRAFT	FY 1950 THROUGH FY 1964	FY 1964				
		Total	First Quarter	Second Quarter	Third Quarter	Fourth Quarter
TOTAL	14,912	482	123	107	150	102
EUROPE - TOTAL	7,430	56	17	5	26	8
<u>Belgium - Total</u>	<u>501</u>	<u>23</u>	-	-	<u>15</u>	<u>8</u>
F-84E	21	-	-	-	-	-
F-84F	197	-	-	-	-	-
F-84G	77	-	-	-	-	-
F-104G	23	23	-	-	15	8
RF-84F	24	-	-	-	-	-
CF-100	53	-	-	-	-	-
C-119G	22	-	-	-	-	-
T-6D	16	-	-	-	-	-
T-33A	38	-	-	-	-	-
Harvard Mark IV	30	-	-	-	-	-
<u>Denmark - Total</u>	<u>398</u>	-	-	-	-	-
PBY5A	2	-	-	-	-	-
F-84E	6	-	-	-	-	-
F-84G	240	-	-	-	-	-
F-86D	59	-	-	-	-	-
F-100D	48	-	-	-	-	-
F-100F	10	-	-	-	-	-
RF-84F	11	-	-	-	-	-
C-47	6	-	-	-	-	-
C-54	3	-	-	-	-	-
T-6D	1	-	-	-	-	-
T-33A	12	-	-	-	-	-
<u>Federal Republic of Germany - Total</u>	<u>818</u>	-	-	-	-	-
F-84F	450	-	-	-	-	-
RF-84F	108	-	-	-	-	-
T-33A	132	-	-	-	-	-
Harvard Mark IV	88	-	-	-	-	-
L-18C	40	-	-	-	-	-
<u>France - Total</u>	<u>1,763</u>	-	-	-	-	-
F-84E	46	-	-	-	-	-
F-84F	362	-	-	-	-	-
F-84G	191	-	-	-	-	-
F-86K (Ship Sets)	60	-	-	-	-	-
F-100D	68	-	-	-	-	-
F-100F	12	-	-	-	-	-
RF-84F	83	-	-	-	-	-
RT-33A	6	-	-	-	-	-
C-45	1	-	-	-	-	-
C-47	49	-	-	-	-	-
T-6D/G	181	-	-	-	-	-
T-33A	98	-	-	-	-	-
Harvard Mark IV	51	-	-	-	-	-
Ouragan (450)	185	-	-	-	-	-
Vampire 5	35	-	-	-	-	-
Vampire 53	75	-	-	-	-	-
Mystere (MD 452)	225	-	-	-	-	-
Morane	25	-	-	-	-	-
Sipa 12	10	-	-	-	-	-

CONFIDENTIAL

DOWNGRADED AT 12 YEAR INTERVALS;
 NOT AUTOMATICALLY DECLASSIFIED
 DOD DIR. 5200.10

CONFIDENTIAL

TABLE 94 - MILITARY ASSISTANCE GRANT AID PROGRAM AIRCRAFT DELIVERIES BY RECIPIENT COUNTRY, BY MISSION, DESIGN, AND SERIES OF AIRCRAFT, WORLD-WIDE - FY 1950 THROUGH FY 1964 AND BY QUARTER - FY 1964 (CONTINUED)

COUNTRY AND MISSION, DESIGN, AND SERIES OF AIRCRAFT	FY 1950 THROUGH FY 1964	FY 1964				
		Total	First Quarter	Second Quarter	Third Quarter	Fourth Quarter
<u>EUROPE (Continued)</u>						
<u>Italy - Total</u>	<u>1,008</u>	-	-	-	-	-
F-47D	75	-	-	-	-	-
F-51D	100	-	-	-	-	-
F-84F	195	-	-	-	-	-
F-84G	77	-	-	-	-	-
F-86E (GFP)	180	-	-	-	-	-
F-86K (Ship Sets)	63	-	-	-	-	-
YF-86K	2	-	-	-	-	-
RF-84F	78	-	-	-	-	-
RT-33A	6	-	-	-	-	-
HU-16A	6	-	-	-	-	-
C-119G	40	-	-	-	-	-
T-6D/G	50	-	-	-	-	-
T-33A	60	-	-	-	-	-
UH-19A/D	6	-	-	-	-	-
Harvard Mark IV	70	-	-	-	-	-
<u>Netherlands - Total</u>	<u>444</u>	-	-	-	-	-
F-84E	21	-	-	-	-	-
F-84F	180	-	-	-	-	-
F-84G	65	-	-	-	-	-
F-86K	65	-	-	-	-	-
RF-84F	24	-	-	-	-	-
RT-33A	3	-	-	-	-	-
C-47	16	-	-	-	-	-
T-7	28	-	-	-	-	-
T-33A	42	-	-	-	-	-
<u>Norway - Total</u>	<u>491</u>	<u>20</u>	<u>17</u>	<u>3</u>	-	-
PBY5A	6	-	-	-	-	-
F-84E	6	-	-	-	-	-
F-84G	200	-	-	-	-	-
F-86F	115	-	-	-	-	-
F-86K	61	-	-	-	-	-
F-86K (Ships Sets)	4	-	-	-	-	-
F-104G	2	2	2	-	-	-
RF-84F	25	-	-	-	-	-
RF-104G	16	16	13	3	-	-
HU-16B/ASW	18	2	2	-	-	-
C-47	4	-	-	-	-	-
C-119F	8	-	-	-	-	-
T-33A	22	-	-	-	-	-
UH-19D	4	-	-	-	-	-
<u>Portugal - Total</u>	<u>305</u>	<u>6</u>	-	-	<u>6</u>	-
F-47D	50	-	-	-	-	-
F-84G	115	-	-	-	-	-
F-86F	64	-	-	-	-	-
HU-16A	3	-	-	-	-	-
SC-54	4	-	-	-	-	-
C-54	2	-	-	-	-	-
T-6G	20	-	-	-	-	-
T-33A	15	-	-	-	-	-
T-37B	30	6	-	-	6	-
L-21	1	-	-	-	-	-
UH-19A	1	-	-	-	-	-

CONFIDENTIAL

DOWNGRADED AT 12 YEAR INTERVALS;
NOT AUTOMATICALLY DECLASSIFIED
DOD DIR. 5200.10

TABLE 94 - MILITARY ASSISTANCE GRANT AID PROGRAM AIRCRAFT DELIVERIES BY RECIPIENT COUNTRY, BY MISSION, DESIGN, AND SERIES OF AIRCRAFT, WORLD-WIDE - FY 1950 THROUGH FY 1964 AND BY QUARTER - FY 1964 (CONTINUED)

COUNTRY AND MISSION, DESIGN, AND SERIES OF AIRCRAFT	FY 1950 THROUGH FY 1964	FY 1964				
		Total	First Quarter	Second Quarter	Third Quarter	Fourth Quarter
<u>EUROPE (Continued)</u>						
<u>Spain - Total</u>	515	7	-	2	2	-
F-86F	270	-	-	-	-	-
HU-16A	14	7	-	2	5	-
C-47	24	-	-	-	-	-
C-54	12	-	-	-	-	-
T-6D/G	120	-	-	-	-	-
T-33A	48	-	-	-	-	-
T-34A	16	-	-	-	-	-
UH-19A/B	11	-	-	-	-	-
<u>United Kingdom - Total</u>	722	-	-	-	-	-
B-29	84	-	-	-	-	-
P-2E	52	-	-	-	-	-
F-86E	60	-	-	-	-	-
F-86E (GFP)	10	-	-	-	-	-
RB-29	3	-	-	-	-	-
Hawker Hunter	513	-	-	-	-	-
<u>Yugoslavia - Total</u>	415	-	-	-	-	-
F-47D	126	-	-	-	-	-
F-84G	169	-	-	-	-	-
F-86E (GFP)	43	-	-	-	-	-
RT-33A	22	-	-	-	-	-
C-47	20	-	-	-	-	-
T-33A	25	-	-	-	-	-
Dragon Fly	10	-	-	-	-	-
<u>European Prog. Pending</u>	50	-	-	-	-	-
G-19	50	-	-	-	-	-
<u>NEAR EAST AND SOUTH ASIA -</u>						
<u>TOTAL</u>	<u>1,867</u>	<u>102</u>	<u>22</u>	<u>15</u>	<u>22</u>	<u>43</u>
<u>Greece - Total</u>	563	36	6	-	17	13
F-84F	120	-	-	-	-	-
F-84G	233	-	-	-	-	-
F-86D	39	-	-	-	-	-
F-104G	20	20	-	-	12	8
G-91	-	-	-	-	-	-
RF-84F	24	-	-	-	-	-
RT-33A	19	-	-	-	-	-
T-6G	57	-	-	-	-	-
T-33A	30	-	-	-	-	-
T-37B	16	16	6	-	5	5
UH-19D	5	-	-	-	-	-
<u>India - Total</u>	24	9	9	-	-	-
C-119	24	9	9	-	-	-
<u>Iran - Total</u>	234	3	1	1	-	1
F-84G	69	-	-	-	-	-
F-86F	52	-	-	-	-	-
C-47	24	2	1	-	-	1
T-6D	5	-	-	-	-	-
T-13	2	-	-	-	-	-

DOWNGRADED AT 12 YEAR INTERVALS;
NOT AUTOMATICALLY DECLASSIFIED
DOD DIR. 5200.10

CONFIDENTIAL

TABLE 94 - MILITARY ASSISTANCE GRANT AID PROGRAM AIRCRAFT DELIVERIES BY RECIPIENT COUNTRY,
 BY MISSION, DESIGN, AND SERIES OF AIRCRAFT, WORLD-WIDE - FY 1950 THROUGH FY 1964 AND
 BY QUARTER - FY 1964 (CONTINUED)

COUNTRY AND MISSION, DESIGN, AND SERIES OF AIRCRAFT	FY 1950 THROUGH FY 1964	FY 1964				
		Total	First Quarter	Second Quarter	Third Quarter	Fourth Quarter
<u>NEAR EAST AND SOUTH ASIA</u>						
<u>(Continued)</u>						
<u>Iran (Continued)</u>						
T-33A	15	1	-	1	-	-
PT-13	2	-	-	-	-	-
C-130B	4	-	-	-	-	-
L-4	5	-	-	-	-	-
LT-6G	56	-	-	-	-	-
<u>Iraq - Total</u>	<u>5</u>	-	-	-	-	-
F-86F	5	-	-	-	-	-
<u>Jordan - Total</u>	<u>12</u>	-	-	-	-	-
Hawker Hunter	12	-	-	-	-	-
<u>Lebanon - Total</u>	<u>6</u>	-	-	-	-	-
Hawker Hunter	6	-	-	-	-	-
<u>Pakistan - Total</u>	<u>244</u>	<u>24</u>	-	<u>9</u>	<u>1</u>	<u>14</u>
B-57	25	1	-	-	1	-
F-86F	138	3	-	3	-	-
F-104A	11	1	-	-	-	1
F-104B	2	-	-	-	-	-
T-33A	19	-	-	-	-	-
T-37B	27	13	-	-	-	13
RT-33A	4	-	-	-	-	-
HU-16A	4	-	-	-	-	-
UH-19D	4	-	-	-	-	-
C-130	4	-	-	-	-	-
HH-43	6	6	-	6	-	-
<u>Saudi Arabia - Total</u>	<u>26</u>	-	-	-	-	-
F-86F	2	-	-	-	-	-
T-28A	8	-	-	-	-	-
T-33A	11	-	-	-	-	-
T-34A	4	-	-	-	-	-
CH-34A	1	-	-	-	-	-
<u>Turkey - Total</u>	<u>731</u>	<u>19</u>	<u>6</u>	<u>5</u>	<u>4</u>	<u>4</u>
F-84F	1	-	-	-	-	-
F-84G	488	-	-	-	-	-
F-100D	51	-	-	-	-	-
F-100F	13	-	-	-	-	-
F-104G	20	4	2	-	2	-
RF-84F	47	-	-	-	-	-
RT-33A	15	-	-	-	-	-
C-47	2	2	-	-	2	-
C-54	2	-	-	-	-	-
T-6G	11	-	-	-	-	-
LT-6G	19	-	-	-	-	-
T-33A	42	-	-	-	-	-
T-37B	5	5	-	5	-	-
UH-19B/D	15	8	4	-	-	4
<u>Stockpile "SA" - Total</u>	<u>22</u>	<u>11</u>	-	-	-	<u>11</u>
F-86F	22	11	-	-	-	11

DOWNGRADED AT 12 YEAR INTERVALS;
 NOT AUTOMATICALLY DECLASSIFIED
 DOD DIR. 5200.10

CONFIDENTIAL

CONFIDENTIAL

TABLE 94 - MILITARY ASSISTANCE GRANT AID PROGRAM AIRCRAFT DELIVERIES BY RECIPIENT COUNTRY, BY MISSION, DESIGN, AND SERIES OF AIRCRAFT, WORLD-WIDE - FY 1950 THROUGH FY 1964 AND BY QUARTER - FY 1964 (CONTINUED)

COUNTRY AND MISSION, DESIGN, AND SERIES OF AIRCRAFT	FY 1950 THROUGH FY 1964	FY 1964				
		Total	First Quarter	Second Quarter	Third Quarter	Fourth Quarter
<u>AFRICA - TOTAL</u>	96	39	1	22	-	16
<u>Ethiopia - Total</u>	62	19	-	19	-	-
F-86F	12	-	-	-	-	-
C-47	5	-	-	-	-	-
C-54	2	-	-	-	-	-
C-121	1	-	-	-	-	-
T-28A	32	14	-	14	-	-
T-33A	10	5	-	5	-	-
<u>Libya - Total</u>	2	-	1	-	-	(1)
C-47	-	-	1	-	-	(1)
T-33A	2	-	-	-	-	-
<u>Morocco - Total</u>	16	4	-	2	-	2
C-47	6	-	-	-	-	-
C-119	6	-	-	-	-	-
HH-43B	4	4	-	2	-	2
<u>Republic of Congo - Total</u>	16	16	-	1	-	15
C-47	10	10	-	1	-	9
H-21B	6	6	-	-	-	6
<u>FAR EAST AND PACIFIC - TOTAL</u>	4,438	185	60	49	55	21
<u>Burma - Total</u>	42	4	-	-	-	4
C-47	6	-	-	-	-	-
T-33A	12	4	-	-	-	4
HH-43B	12	-	-	-	-	-
Vertol 44A	12	-	-	-	-	-
<u>Cambodia - Total</u>	54	-	-	-	-	-
U-6A	1	-	-	-	-	-
LT-6G	12	-	-	-	-	-
C-1A	12	-	-	-	-	-
C-47	5	-	-	-	-	-
T-28A	16	-	-	-	-	-
T-37B	4	-	-	-	-	-
CH-19E	2	-	-	-	-	-
UH-19B	2	-	-	-	-	-
<u>Indo-China - Total</u>	251	-	-	-	-	-
B-26	72	-	-	-	-	-
F-8F	107	-	-	-	-	-
RB-26	8	-	-	-	-	-
C-45	6	-	-	-	-	-
C-47	26	-	-	-	-	-
C-119C	3	-	-	-	-	-
UH-19	25	-	-	-	-	-
U-6A	4	-	-	-	-	-
<u>Indonesia - Total</u>	111	-	-	-	-	-
T-34A	50	-	-	-	-	-
UH-34D	1	-	-	-	-	-
Switzer Glider	60	-	-	-	-	-

CONFIDENTIAL

DOWNGRADED AT 12 YEAR INTERVALS;
NOT AUTOMATICALLY DECLASSIFIED
DOD DIR. 5200.10

CONFIDENTIAL

TABLE 94 - MILITARY ASSISTANCE GRANT AID PROGRAM AIRCRAFT DELIVERIES BY RECIPIENT COUNTRY, BY MISSION, DESIGN, AND SERIES OF AIRCRAFT, WORLD-WIDE - FY 1950 THROUGH FY 1964 AND BY QUARTER - FY 1964 (CONTINUED)

COUNTRY AND MISSION, DESIGN, AND SERIES OF AIRCRAFT	FY 1950 THROUGH FY 1964	FY 1964				
		Total	First Quarter	Second Quarter	Third Quarter	Fourth Quarter
FAR EAST AND PACIFIC (Continued)						
<u>Japan - Total</u>	954	-	-	-	-	-
F-86D	122	-	-	-	-	-
F-86F	180	-	-	-	-	-
F-86F (Ship Sets)	180	-	-	-	-	-
C-46D	36	-	-	-	-	-
T-6D	9	-	-	-	-	-
T-6F	11	-	-	-	-	-
T-6G	160	-	-	-	-	-
T-33A	68	-	-	-	-	-
T-33A (Ship Sets)	178	-	-	-	-	-
CH-21	10	-	-	-	-	-
<u>Korea - Total</u>	474	<u>1</u>	-	-	<u>1</u>	-
F-51D	78	-	-	-	-	-
F-86D	42	-	-	-	-	-
F-86F	180	-	-	-	-	-
RF-86F	10	-	-	-	-	-
C-46D	18	-	-	-	-	-
C-47	1	1	-	-	1	-
T-6D/F	37	-	-	-	-	-
T-28A	26	-	-	-	-	-
T-33A	36	-	-	-	-	-
LT-6G	29	-	-	-	-	-
O-1A	15	-	-	-	-	-
UH-19	2	-	-	-	-	-
<u>Laos - Total</u>	83	<u>19</u>	<u>7</u>	<u>3</u>	<u>7</u>	<u>2</u>
FH-19A	4	-	-	-	-	-
C-47	20	5	4	-	1	-
T-28A	8	8	-	-	6	2
CH/UH-34	27	3	3	-	-	-
HH/SH-19A	4	-	-	-	-	-
O-1E	10	-	-	-	-	-
U-6A	7	-	-	-	-	-
U-17	3	3	-	3	-	-
<u>Philippines - Total</u>	286	<u>1</u>	-	<u>1</u>	-	-
F-86D	18	-	-	-	-	-
F-51D	126	-	-	-	-	-
F-86F	60	-	-	-	-	-
HU-16A	4	-	-	-	-	-
C-47	23	1	-	1	-	-
T-6G	8	-	-	-	-	-
T-28A	22	-	-	-	-	-
T-33A	11	-	-	-	-	-
L-5	9	-	-	-	-	-
UH-19	5	-	-	-	-	-
<u>Republic of China - Total</u>	1,242	<u>35</u>	-	<u>17</u>	<u>19</u>	<u>(1)</u>
B-25	2	-	-	-	-	-
PBY5A	12	-	-	-	-	-
P4Y2	38	-	-	-	-	-
F-47N	195	-	-	-	-	-
F-84G	246	-	-	-	-	-
F-86D	18	-	-	-	-	-

DOWNGRADED AT 12 YEAR INTERVALS;
NOT AUTOMATICALLY DECLASSIFIED
DOB DIR. 5200.10

CONFIDENTIAL

TABLE 94 - MILITARY ASSISTANCE GRANT AID PROGRAM AIRCRAFT DELIVERIES BY RECIPIENT COUNTRY, BY MISSION, DESIGN, AND SERIES OF AIRCRAFT, WORLD-WIDE - FY 1950 THROUGH FY 1964 AND BY QUARTER - FY 1964 (CONTINUED)

COUNTRY AND MISSION, DESIGN, AND SERIES OF AIRCRAFT	FY 1950 THROUGH FY 1964	FY 1964				
		Total	First Quarter	Second Quarter	Third Quarter	Fourth Quarter
FAR EAST AND PACIFIC (Continued)						
Republic of China (Continued)						
F-86F	380	-	-	-	-	-
F-100A	80	-	-	-	-	-
F-100F	10	-	-	-	-	-
F-104A/B/G	52	26	-	8	18	-
RB-57A	4	-	-	-	-	-
RF-51	18	-	-	-	-	-
RF-84F	25	-	-	-	-	-
RF-86F	7	-	-	-	-	-
RF-100A	4	-	-	-	-	-
RF-101	6	-	-	-	-	-
RF-104G	8	8	-	8	-	-
RT-33A	9	-	-	-	-	-
HU-16A	14	-	-	-	-	-
C-47	1	1	-	1	1	(1)
C-119G	16	-	-	-	-	-
T-28A	26	-	-	-	-	-
T-33A	67	-	-	-	-	-
UH-19B	4	-	-	-	-	-
Thailand - Total	537	33	7	6	13	7
F-8F	207	-	-	-	-	-
F-84G	31	-	-	-	-	-
F-86F	44	4	-	4	-	-
F-86L	18	1	-	1	-	-
RT-33A	3	-	-	-	-	-
C-47	12	3	-	1	-	2
C-123B	8	8	-	-	8	-
T-6F/G	105	-	-	-	-	-
T-28A	40	-	-	-	-	-
T-33A	13	-	-	-	-	-
T-37	8	-	-	-	-	-
UH-19A	2	-	-	-	-	-
CH-34A	30	17	7	-	5	5
HH-43	4	-	-	-	-	-
U-10	12	-	-	-	-	-
Vietnam - Total	404	92	46	22	15	9
A-1H	61	27	6	10	11	-
F-8F	70	-	-	-	-	-
C-47	42	1	-	-	1	-
T-6G	18	-	-	-	-	-
T-28A	59	14	6	7	1	-
OLA	67	-	-	-	-	-
U-6	9	-	-	-	-	-
UH-19B	14	9	9	-	-	-
CH/UH-34	39	16	-	5	2	9
U-17	25	25	25	-	-	-
WESTERN HEMISPHERE - TOTAL	592	80	19	13	35	13
Argentina - Total	6	6	-	-	-	6
C-47	1	1	-	-	-	1
U-17	5	5	-	-	-	5

DOWNGRADED AT 12 YEAR INTERVALS;
NOT AUTOMATICALLY DECLASSIFIED
DOD DIR. 5200.10

CONFIDENTIAL

TABLE 94 - MILITARY ASSISTANCE GRANT AID PROGRAM AIRCRAFT DELIVERIES BY RECIPIENT COUNTRY,
 BY MISSION, DESIGN, AND SERIES OF AIRCRAFT, WORLD-WIDE - FY 1950 THROUGH FY 1964 AND
 BY QUARTER - FY 1964 (CONTINUED)

COUNTRY AND MISSION, DESIGN, AND SERIES OF AIRCRAFT	FY 1950 THROUGH FY 1964	FY 1964				
		Total	First Quarter	Second Quarter	Third Quarter	Fourth Quarter
<u>WESTERN HEMISPHERE (Continued)</u>						
<u>Bolivia - Total</u>	24	9	-	-	9	-
C-47	13	9	-	-	9	-
U-17	11	-	-	-	-	-
<u>Brazil - Total</u>	125	9	8	-	1	-
B-17	5	-	-	-	-	-
S-2A	13	-	-	-	-	-
F-47D	25	-	-	-	-	-
F-80C	33	-	-	-	-	-
C-47	1	1	-	-	1	-
C-54	12	-	-	-	-	-
C-119	12	-	-	-	-	-
T-33A	6	-	-	-	-	-
O-1A/E	8	8	8	-	-	-
SH-34C	6	-	-	-	-	-
UH-19D	4	-	-	-	-	-
<u>Chile - Total</u>	114	17	-	9	5	3
B-26	38	-	-	-	-	-
F-47D	17	-	-	-	-	-
F-80C	18	-	-	-	-	-
HU-16A	3	3	-	3	-	-
C-47	6	-	-	-	-	-
T-6G	10	-	-	-	-	-
T-33A	12	8	-	-	5	3
T-37B	10	6	-	6	-	-
<u>Colombia - Total</u>	73	7	-	-	4	2
B-26	19	-	-	-	-	-
F-47D	14	-	-	-	-	-
F-80C	16	-	-	-	-	-
C-54	2	-	-	-	-	-
T-33A	13	4	-	-	4	-
HH-43B	6	3	-	-	-	3
UH-1B	3	-	-	-	-	-
<u>Costa Rica - Total</u>	1	1	1	-	-	-
U-17	1	1	1	-	-	-
<u>Cuba - Total</u>	27	-	-	-	-	-
B-26	18	-	-	-	-	-
C-47	5	-	-	-	-	-
T-33A	4	-	-	-	-	-
<u>Dominican Republic - Total</u>	6	2	2	-	-	-
C-47	2	2	2	-	-	-
T-33A	4	-	-	-	-	-
<u>Ecuador - Total</u>	50	1	1	-	-	-
F-47D	11	-	-	-	-	-
F-80C	16	-	-	-	-	-
T-6D	7	-	-	-	-	-
T-33A	4	-	-	-	-	-
C-47	5	-	-	-	-	-
CH-1C	6	-	-	-	-	-
U-17	1	1	1	-	-	-

CONFIDENTIAL

DOWNGRADED AT 12 YEAR INTERVALS;
 NOT AUTOMATICALLY DECLASSIFIED
 DOD DIR. 5200.10

CONFIDENTIAL

TABLE 94 - MILITARY ASSISTANCE GRANT AID PROGRAM AIRCRAFT DELIVERIES BY RECIPIENT COUNTRY, BY MISSION, DESIGN, AND SERIES OF AIRCRAFT, WORLD-WIDE - FY 1950 THROUGH FY 1964 AND BY QUARTER - FY 1964 (CONTINUED)

COUNTRY AND MISSION, DESIGN AND SERIES OF AIRCRAFT	FY 1950 THROUGH FY 1964	FY 1964				
		Total	First Quarter	Second Quarter	Third Quarter	Fourth Quarter
WESTERN HEMISPHERE (Continued)						
<u>El Salvador - Total</u>	2	1	-	-	-	1
C-47	2	1	-	-	-	1
<u>Guatemala - Total</u>	9	1	-	-	1	-
T-33A	5	-	-	-	-	-
C-47	4	1	-	-	1	-
<u>Honduras - Total</u>	4	1	1	-	-	-
C-47	3	-	-	-	-	-
U-17	1	1	1	-	-	-
<u>Jamaica - Total</u>	4	4	4	-	-	-
U-17	4	4	4	-	-	-
<u>Nicaragua - Total</u>	3	-	-	-	-	-
C-47	3	-	-	-	-	-
<u>Paraguay - Total</u>	7	5	1	-	4	-
C-47	6	4	-	-	4	-
U-17	1	1	1	-	-	-
<u>Peru - Total</u>	82	13	-	3	10	-
B-26	18	-	-	-	-	-
F-47D	12	-	-	-	-	-
F-80C	16	-	-	-	-	-
F-86F	8	-	-	-	-	-
HU-16A	3	3	-	3	-	-
C-47	16	10	-	-	10	-
T-33A	4	-	-	-	-	-
T-37B	5	-	-	-	-	-
<u>Uruguay - Total</u>	25	3	1	1	1	-
B-25	4	-	-	-	-	-
F-80C	14	-	-	-	-	-
C-47	7	1	1	-	-	-
T-6D/G	20	-	-	-	-	-
T-33A	10	2	-	1	1	-
WORLD-WIDE REQUIREMENT						
<u>PENDING - TOTAL</u>	27	14	-	2	4	8
F-5A	6	6	-	-	3	3
F-5B	6	6	-	-	1	5
F-104G	15	2	-	2	-	-
MAP OWNED ACCOUNT - TOTAL						
B-57B	1	-	4	-	8	(7)
C-47	1	-	-	-	1	(1)
T-33A	4	2	4	1	-	(3)
T-37B	5	-	-	-	-	-
HU-16B/ASW	4	2	-	-	-	2
U-17	2	2	-	-	7	(5)
MAP PROPERTY SALES AND DISPOSITION - TOTAL						
F-86K	88	-	-	-	-	-
F-84G	130	-	-	-	-	-
F-86E	137	-	-	-	-	-
C-47	20	-	-	-	-	-
C-119	10	-	-	-	-	-
T-33A	8	-	-	-	-	-
Harvard Mark IV	52	-	-	-	-	-

Source: Data Applications Division, Data Services Center, Comptroller of the Air Force.

CONFIDENTIAL

DOWNGRADED AT 12 YEAR INTERVALS;
NOT AUTOMATICALLY DECLASSIFIED
DOD DIR. 5200.10

CONFIDENTIAL

TABLE 95 -- AIRCRAFT DELIVERIES TO ELIGIBLE FOREIGN COUNTRIES UNDER MILITARY ASSISTANCE SALES,
WORLD-WIDE - FY 1950 THROUGH FY 1964

(See Definitions for changes in stub terminology over FY 1963 table.)

MISSION, DESIGN, AND SERIES OF AIRCRAFT	FY 1950 THROUGH FY 1964	FY UNKNOWN	FY 1951 THROUGH FY 1958	FY 1959	FY 1960	FY 1961	FY 1962	FY 1963	FY 1964
<u>DELIVERIES - TOTAL</u>	<u>2,613</u>	<u>675</u>	<u>1,241</u>	<u>98</u>	<u>187</u>	<u>71</u>	<u>15</u>	<u>84</u>	<u>242</u>
<u>BOMBER - TOTAL</u>	<u>122</u>	<u>10</u>	<u>112</u>	-	-	-	-	-	-
B-25	5	-	5	-	-	-	-	-	-
B-26	109	10	99	-	-	-	-	-	-
P-2E(P2V5)	8	-	8	-	-	-	-	-	-
<u>FIGHTER - TOTAL</u>	<u>638</u>	<u>133</u>	<u>315</u>	-	<u>123</u>	<u>13</u>	<u>6</u>	<u>17</u>	<u>31</u>
F-47	76	-	76	-	-	-	-	-	-
F-51D	117	-	117	-	-	-	-	-	-
F-86D	133	133	-	-	-	-	-	-	-
F-86E	78	-	-	-	78	-	-	-	-
F-86F	68	-	34	-	28	-	-	6	-
F-86K	88	-	88	-	-	-	-	-	-
F-100D	17	-	-	-	-	-	6	11	-
F-104A	1	-	-	-	-	-	-	-	1
F-104D	30	-	-	-	-	-	-	-	30
F-104F	30	-	-	-	17	13	-	-	-
<u>RECONNAISSANCE - TOTAL</u>	<u>19</u>	<u>14</u>	-	-	-	-	-	<u>5</u>	-
RF-84F	19	14	-	-	-	-	-	5	-
<u>CARGO - TOTAL</u>	<u>384</u>	<u>74</u>	<u>140</u>	<u>22</u>	<u>51</u>	<u>58</u>	-	<u>2</u>	<u>37</u>
C-45	73	47	20	-	-	-	-	-	6
C-46	34	22	-	-	12	-	-	-	-
C-47	86	1	23	-	4	58	-	-	-
C-82	12	-	12	-	-	-	-	-	-
C-119F	45	-	35	10	-	-	-	-	-
C-119G	61	-	26	-	35	-	-	-	-
C-119J	25	-	-	-	-	-	-	-	25
C-123	24	-	24	-	-	-	-	-	-
C-130	16	4	-	12	-	-	-	-	-
C-135	6	-	-	-	-	-	-	-	6
C-140	2	-	-	-	-	-	-	2	-
<u>TRAINER - TOTAL</u>	<u>1,362</u>	<u>441</u>	<u>615</u>	<u>76</u>	<u>13</u>	-	-	<u>51</u>	<u>166</u>
T-6	635	155	480	-	-	-	-	-	-
T-11	12	-	10	-	-	-	-	-	2
T-28A	282	257	-	25	-	-	-	-	-
T-33A	221	29	36	47	13	-	-	11	85
T-34	4	-	-	4	-	-	-	-	-
T-35	10	-	10	-	-	-	-	-	-
TB-17	3	-	3	-	-	-	-	-	-
TB-25	75	-	75	-	-	-	-	-	-
TF-51	1	-	1	-	-	-	-	-	-
TF-104G	67	-	-	-	-	-	-	40	27
Harvard	52	-	-	-	-	-	-	-	52
<u>COMMUNICATIONS - TOTAL</u>	<u>39</u>	-	<u>26</u>	-	-	-	<u>6</u>	-	<u>7</u>
CH-21A/B	14	-	14	-	-	-	-	-	-
OH-13G	2	-	2	-	-	-	-	-	-
OH-23A	4	-	4	-	-	-	-	-	-
O1A(L-19A)	6	-	6	-	-	-	-	-	-
UH-19A/B	13	-	-	-	-	6	-	-	7
<u>MISCELLANEOUS - TOTAL</u>	<u>49</u>	<u>3</u>	<u>33</u>	-	-	-	<u>3</u>	<u>9</u>	<u>1</u>
Convair	2	-	-	-	-	1	-	1	-
DC-6	2	-	-	-	-	-	2	-	-
HU-16	29	3	17	-	-	-	-	8	1
RB-17	6	-	6	-	-	-	-	-	-
SB-17	2	-	2	-	-	-	-	-	-
VB-17	8	-	8	-	-	-	-	-	-

Source: Data Applications Division, Data Services Center, Comptroller of the Air Force

CONFIDENTIAL

DOWNGRADED AT 12 YEAR INTERVALS;
NOT AUTOMATICALLY DECLASSIFIED
DOD DIR. 5200.10

TABLE 96 - MILITARY ASSISTANCE GRANT AID PROGRAM FORMAL TRAINING ACCOMPLISHMENT BY TYPE OF TRAINING, BY RECIPIENT COUNTRY, WORLD-WIDE - FY 1950 THROUGH FY 1964

AREA AND COUNTRY	TOTAL SPACES COMPLETED WORLD-WIDE FY 1950 THROUGH FY 1964	FORMAL TRAINING COMPLETED IN THE CONTINENTAL US							FORMAL TRAINING COMPLETED OVERSEAS				
		Total Spaces CONTL US	Pilot	Other Flying	Aircraft And Aero Equipment Maintenance	Elec-tronics and Com-muni-cations	Mis-sile	Other Train-ing	Total Spaces Over-seas	Flying Other Than Pilot	Aircraft And Aero Equipment Maintenance	Elec-tronics and Com-muni-cations	Other Train-ing
<u>TOTAL</u>	<u>84,002</u>	<u>55,464</u>	<u>4,436</u>	<u>4,304</u>	<u>10,393</u>	<u>8,747</u>	<u>6,317</u>	<u>21,267</u>	<u>28,538</u>	<u>4,253</u>	<u>6,654</u>	<u>8,723</u>	<u>8,908</u>
<u>NON-REGIONAL - TOTAL</u>	<u>80</u>	<u>80</u>	-	-	-	-	-	<u>80</u>	-	-	-	-	-
<u>AFRICA - TOTAL</u>	<u>870</u>	<u>834</u>	<u>17</u>	<u>39</u>	<u>315</u>	<u>112</u>	-	<u>351</u>	<u>36</u>	<u>2</u>	<u>7</u>	-	<u>27</u>
Ethiopia	715	679	16	39	305	112	-	207	36	2	7	-	27
Libya	93	93	1	-	6	-	-	86	-	-	-	-	-
Morocco	62	62	-	-	4	-	-	58	-	-	-	-	-
<u>EUROPE - TOTAL</u>	<u>30,037</u>	<u>23,085</u>	<u>3,098</u>	<u>2,219</u>	<u>3,904</u>	<u>2,760</u>	<u>5,341</u>	<u>5,763</u>	<u>6,952</u>	<u>1,128</u>	<u>2,391</u>	<u>1,843</u>	<u>1,590</u>
Austria	111	93	2	4	-	32	-	55	18	4	1	1	12
Belgium	1,923	1,523	395	217	167	346	-	398	400	72	126	111	91
Denmark	2,056	1,464	335	254	129	334	-	412	592	51	38	416	87
Federal Republic of Germany	886	585	69	10	2	73	-	431	301	11	90	121	79
Finland	1	1	-	-	-	-	-	1	-	-	-	-	-
France	6,334	4,786	1,265	811	1,547	397	-	766	1,548	315	906	81	246
Italy	4,881	3,814	141	204	543	262	1,761	903	1,067	113	355	285	314
NATO	445	445	-	-	-	-	-	445	-	-	-	-	-
Netherlands	2,397	1,437	371	220	168	177	-	501	960	46	347	266	301
Norway	3,202	2,081	316	207	516	325	-	717	1,121	156	434	232	299
Portugal	858	555	34	46	139	194	-	142	303	79	33	161	30
Spain	2,383	1,969	86	140	536	394	-	813	414	215	54	50	95
United Kingdom	4,062	3,960	84	78	33	99	3,580	86	102	43	-	59	-
Yugoslavia	485	359	-	28	124	127	-	80	126	23	7	60	36
Undistributed	13	13	-	-	-	-	-	13	-	-	-	-	-
<u>NEAR EAST AND SOUTH ASIA - TOTAL</u>	<u>11,196</u>	<u>9,352</u>	<u>420</u>	<u>452</u>	<u>2,224</u>	<u>1,403</u>	<u>976</u>	<u>3,877</u>	<u>1,844</u>	<u>441</u>	<u>276</u>	<u>483</u>	<u>644</u>
Afghanistan	230	230	13	63	31	33	-	90	-	-	-	-	-
Greece	1,929	1,513	17	82	327	387	-	700	416	49	77	145	145
India	174	174	76	2	-	52	-	44	-	-	-	-	-

DOWNGRADED AT 12 YEAR INTERVALS;
NOT AUTOMATICALLY DECLASSIFIED
DOD DIR. 5200.10

CONFIDENTIAL

767-257 O - 65 - 16

<u>NEAR EAST AND SOUTH ASIA (Continued)</u>													
Iran	2,103	1,881	134	49	593	214	-	891	222	72	20	13	117
Iraq	78	78	6	-	15	15	-	42	-	-	-	-	-
Lebanon	4	4	-	-	-	-	-	4	-	-	-	-	-
Pakistan	1,767	1,487	80	127	402	264	-	614	280	86	104	56	34
Saudi Arabia	548	465	3	9	251	42	-	160	83	-	-	-	83
Turkey	4,363	3,520	91	120	605	396	976	1,332	843	234	75	269	265
<u>FAR EAST AND PACIFIC - TOTAL</u>	<u>34,257</u>	<u>17,260</u>	<u>452</u>	<u>1,086</u>	<u>3,334</u>	<u>4,016</u>	-	<u>8,372</u>	<u>16,997</u>	<u>2,627</u>	<u>2,478</u>	<u>6,019</u>	<u>5,873</u>
Burma	310	294	12	31	84	33	-	134	16	-	16	-	-
Cambodia	223	160	6	5	52	15	-	82	63	10	26	6	21
Indonesia	272	266	-	55	122	28	-	61	6	2	-	4	-
Japan	9,179	2,254	19	187	316	529	-	1,203	6,925	829	1,233	3,624	1,239
Korea	8,776	3,570	69	150	598	879	-	1,874	5,206	692	376	1,561	2,577
Laos	88	75	6	1	10	10	-	48	13	-	-	-	13
Philippines	5,133	3,103	24	171	699	755	-	1,454	2,030	320	416	630	664
Republic of China	4,073	2,741	68	190	397	913	-	1,173	1,332	542	161	34	595
Thailand	2,664	1,928	23	80	381	459	-	985	736	33	82	62	559
Vietnam	3,539	2,869	225	216	675	395	-	1,358	670	199	168	98	205
<u>WESTERN HEMISPHERE - TOTAL</u>	<u>7,531</u>	<u>4,822</u>	<u>449</u>	<u>508</u>	<u>616</u>	<u>456</u>	-	<u>2,793</u>	<u>2,709</u>	<u>55</u>	<u>1,502</u>	<u>378</u>	<u>774</u>
Argentina	612	514	15	41	82	64	-	312	98	1	59	24	14
Bolivia	521	250	22	27	7	19	-	175	271	6	134	23	108
Brazil	470	469	-	24	27	103	-	315	1	-	-	-	1
Chile	566	407	37	23	44	55	-	248	159	-	79	32	48
Colombia	936	731	69	85	140	28	-	409	205	-	112	43	50
Costa Rica	6	-	-	-	-	-	-	-	6	-	5	-	1
Cuba	220	159	51	19	15	1	-	73	61	-	43	7	11
Dominican Republic	341	168	9	30	18	7	-	104	173	-	65	25	83
Ecuador	791	457	56	54	13	52	-	282	334	-	182	27	125
El Salvador	136	60	16	4	-	-	-	40	76	4	51	6	15
Guatemala	320	199	49	36	16	2	-	96	121	11	61	8	41
Haiti	100	62	11	6	21	2	-	22	38	-	38	-	-
Honduras	139	75	14	7	5	4	-	45	64	18	29	4	13
Mexico	217	182	2	26	70	10	-	74	35	-	26	7	2
Nicaragua	438	263	34	30	60	6	-	133	175	13	97	42	23
Paraguay	351	65	7	8	-	6	-	44	286	-	173	28	85
Peru	801	534	51	53	79	84	-	267	267	-	154	33	80
Uruguay	242	87	3	20	9	11	-	44	155	-	100	24	31
Venezuela	324	140	3	15	10	2	-	110	184	2	94	45	43
<u>UNDISTRIBUTED BY COUNTRY</u>	<u>31</u>	<u>31</u>	-	-	-	-	-	<u>31</u>	-	-	-	-	-

Source: Data Applications Division, Data Services Center, Comptroller of the Air Force.

CONFIDENTIAL

DOWNGRADED AT 12 YEAR INTERVALS;
NOT AUTOMATICALLY DECLASSIFIED
DOD DIR. 5200.10

TABLE 97 -- USAF CIVILIAN EMPLOYEES IN SALARIED AND WAGE BOARD GROUPS EMPLOYED UNDER MILITARY ASSISTANCE PROGRAM (MAP), WORLD-WIDE, AT END OF QUARTER -- FY 1964

GROUP AND LOCATION	TOTAL	FIRST QUARTER (30 SEP 1963)	SECOND QUARTER	THIRD QUARTER (31 MAR 1964)	FOURTH QUARTER
<u>WORLD-WIDE - TOTAL</u>	<u>2,879</u>	<u>731</u>	<u>708</u>	<u>713</u>	<u>727</u>
<u>SALARIED - TOTAL</u>	<u>2,879</u>	<u>731</u>	<u>708</u>	<u>713</u>	<u>727</u>
<u>WAGE BOARD - TOTAL</u>	-	-	-	-	-
<u>CONTINENTAL US - TOTAL</u>	<u>2,624</u>	<u>662</u>	<u>642</u>	<u>645</u>	<u>675</u>
Salaried	2,624	662	642	645	675
Wage Board	-	-	-	-	-
<u>OVERSEA - TOTAL</u>	<u>255</u>	<u>69</u>	<u>66</u>	<u>68</u>	<u>52</u>
Salaried	255	69	66	68	52
Wage Board	-	-	-	-	-


Source: Data Applications Division, Data Services Center, Comptroller of the Air Force

Military Personnel

MILITARY PERSONNEL



PART VIII



INTRODUCTION

The statistical data in this part are designed to show the composition and characteristics of the inventory and the volume and characteristics of accessions and losses to the inventory. Data are presented as of specific intervals throughout the fiscal year.

Introductory notes pertaining to Sample Survey tables will be found preceding that subject area.

DEFINITIONS

AERONAUTICAL STATUS - The general groupings of Air Force personnel with reference to their aeronautical rating, aeronautical designation, and flying status. The principal groupings are:

1. Rated Personnel: USAF officers who have been awarded one of the following aeronautical ratings: Pilot, Aircraft Observer, Navigator, or Flight Surgeon as specified in AF Manual 35-13.
2. Non-Rated Personnel: Personnel who do not possess an aeronautical rating. This category includes personnel who may possess the aeronautical designation of Flight Medical Officer or Flight Nurse and who may be on flying status as crew members or non-crew members.

AIR FORCE SPECIALTY (AFS) - A grouping of positions which require common qualifications. An AFS is identified by a Title and Code.

AIR FORCE SPECIALTY CODE (AFSC) - AIRMAN - A combination of meaningful digits used to identify an AFS. For example:

AFSC 68150 (Data Services Specialist)
 68 Career Field (Data Systems)
 1 Career Field Subdivision (Data Services)
 5 Skill Level of AFSC (Skilled)
 0 Specific Speciality (Data Services Specialist)
68150

AIR FORCE SPECIALTY CODE (AFSC) - OFFICER - A combination of meaningful digits used to identify an AFS. For example:

AFSC 1435 (Air Operations Officer)
 14 Utilization Field (Pilot)
 3 Air Force Speciality (Air Operations Officer)
 5 Level of Qualification (Fully Qualified)
1435 Air Operations Officer, at Fully Qualified Level
 or
 1 Level of Qualification (Entry Level)
1431 Air Operations Officer, at Entry Level

ARMED FORCES QUALIFICATION TEST SCORE (AFQT SCORE) - The test contains questions on arithmetical reasoning, word knowledge, tool functions, and spatial visualization. The "Score" is a composite index of performance on all these items, and as such, is an indication of general learning ability.

AUTHORIZATION - The number of personnel spaces allocated to Major Air Commands in the Manpower Authorization Voucher.

CAREER AIRMAN - A regular Air Force airman who has completed one or more enlistments in the United States Air Force or who is serving first enlistment in the Air Force with prior service in the Army, Navy, Marine Corps, or Coast Guard.

CAREER FIELD CATEGORY (APPLIES TO CAREER FIELD) - The Department of Defense (DOD) grouping of airman career fields into three broad categories of highly technical, technical, and semi-technical jobs.

CONTROL AIR FORCE SPECIALTY (CAFS) - AIRMAN - The AFS for manning purposes which represents an airman's highest usable skill based on total Air Force requirements. It should be his Primary AFS (PAFS): However, if there is an Air Force surplus of the PAFS, it may be an additional awarded AFS or an AFS in which the airman is being trained.

MILITARY PERSONNEL

DEFINITIONS (CONTINUED)

DUTY AIR FORCE SPECIALTY (OFFICER) - The authorized AFS which identifies the position to which an officer has been officially assigned.

FIRST TERM AIRMAN - A Regular Air Force airman with no prior military services, serving on his first enlistment in the United States Air Force.

FLYING STATUS - The status of a member of the Air Force, rated or non-rated, who is currently required by competent orders to participate in frequent and regular aerial flights.

FUNCTIONAL CATEGORY GROUPS - Broad groupings reflecting general duty status of Air Force Military Personnel. Specific groupings are defined as follows:

1. Permanent Party Personnel: Those USAF personnel assigned to an Air Force unit to perform their principal duty in the furtherance of the mission of the unit and who are chargeable against the specific authorizations of the unit. This includes assigned overstrength.

2. Pipeline Personnel: Those USAF personnel who are assigned to an Air Force unit temporarily for the purpose of training or hospitalization, i.e., those who are temporarily ineffective. Such personnel are not chargeable against the specific authorizations of the unit to which they are assigned while in a pipeline status. Pipeline is composed of Students and Patients.

a. Patients: Military personnel assigned in patient status to an AF unit which administers AF hospitalized personnel receiving treatment at a medical facility operated by any of the three military departments.

b. Students: Personnel assigned in a training status to a unit charged with administration of individuals attending a formal course of instruction at a service or civilian school or a basic military training course

MILITARY STRENGTH - Military Personnel (Permanent Party and Pipeline) who are assigned to active Air Force units. This strength is composed of individuals, regardless of chargeability to military personnel ceilings, who as individuals are under the jurisdiction of the Secretary of the Air Force.

OCCUPATIONAL GROUPINGS, DEPARTMENT OF DEFENSE (DOD) - A grouping of specialties used by Office of Secretary of Defense in monitoring the manning program of all services.

OPERATING LOCATION - A permanent duty station of an individual or a detachment of a unit other than the permanent station of the unit. A station is considered permanent if the orders specify a period of three months or longer. If no period is specified, the duty station is considered permanent.

PRIMARY AIR FORCE SPECIALTY (PAFS) - The awarded AFS in which an officer or airman is most highly qualified to perform duty.

PRIOR SERVICE ENLISTMENT -

1. Former regular airman who had served a continuous period of active duty exceeding six months.
2. Former commissioned or warrant officer who had been separated from the Air Force and who had enlisted in the Regular Air Force as an airman.
3. Former enlistee or inductee of the Army or the Navy who had served on active military service for a continuous period exceeding six months.
4. Former enlisted member of a reserve component of the Air Force who had served on active military service for a continuous period exceeding six months.

RATED PERSONNEL - USAF officers holding a currently effective aeronautical rating.

REENLISTMENT -

1. Reenlistment: Airmen who enlist in the Regular Air Force for their own duty position within 24 hours of separation from active Air Force duty. This applies to first term and career airmen.
2. Career Airman Reenlistment: Reenlistment of an airman who has completed two or more terms of service in the Air Force.
3. First Term Airman Reenlistment: Reenlistment of an airman who has completed one term of service in the Air Force.

REENLISTMENT INTENT - Expressed attitude toward reenlistment made by airmen in response to attitude questions.

REGULAR AIR FORCE PERSONNEL - Department of the Air Force military personnel who, by enlistment, appointment, or commission, are members of the Regular Air Force.

SELECTED CHARACTERISTICS AND ATTITUDES -

1. Characteristics: Refers to distinctive individual groupings of military personnel, such as, grade, age, marital status, rating, etc.
2. Attitudes: Refers to responses to those questions in which individuals express degrees of predisposed feelings for a thing, institution, or situation.

DEFINITIONS (CONTINUED)

SEPARATION - A loss to the strength of the Air Force for any cause, without regard to reenlistment eligibility or subsequent reenlistment actions. Separations include but are not limited to Deaths, Retirements, Expiration of Term of Service, Release for Convenience of the Government, and Discharge Prior to Expiration of Term of Service for the Purpose of Immediate Reenlistment. References to First Term and Career Separations, by definition, correspond in term of service to First Term and Career Reenlistments, respectively.

SKILL LEVEL - The level of an AFS which indicates the degree of qualification of an airman:

<u>Skill Level</u>	<u>Fourth Digit of AFSC</u>
Superintendent	9
Advanced	7
Skilled	5
Semi-Skilled	3
Unskilled	1

USAF CADETS - Students assigned to the USAF Academy for training and ultimate commissioning as Regular Air Force Officers. These personnel are not considered part of active forces but are chargeable to the active force ceiling.

TABLE 98 - OPERATING LOCATION STRENGTH BY STATE, IN THE UNITED STATES, AT END OF QUARTER-
FY 1964

(Table below excludes USAF Academy Cadets. For inclusion of USAF Academy Cadets, see table titled "USAF Military Personnel by Grade in Which Serving").

STATE	30 SEPTEMBER 1963	31 DECEMBER 1963	31 MARCH 1964	30 JUNE 1964
<u>TOTAL</u>	<u>686,825</u>	<u>681,681</u>	<u>675,590</u>	<u>667,407</u>
Alabama	9,564	9,657	9,492	9,483
Alaska	15,226	14,839	14,840	15,575
Arizona	14,416	14,214	13,922	12,808
Arkansas	8,745	8,610	8,476	8,316
California	70,724	70,722	70,544	67,973
Colorado	17,005	18,129	18,344	17,819
Connecticut	284	343	303	170
Delaware	8,287	8,274	8,370	9,150
District of Columbia	4,234	4,186	4,496	4,466
Florida	38,816	39,439	40,614	41,314
Georgia	17,399	17,557	17,773	17,858
Hawaii	7,526	7,513	7,594	8,581
Idaho	5,248	5,156	5,119	4,990
Illinois	14,630	16,198	15,614	15,477
Indiana	5,401	5,304	5,462	4,979
Iowa	1,193	1,253	1,218	1,210
Kansas	15,789	16,301	16,478	16,157
Kentucky	523	500	519	564
Louisiana	11,000	10,836	10,645	10,820
Maine	12,245	11,929	11,703	11,343
Maryland	9,898	10,099	10,060	9,934
Massachusetts	18,832	18,061	17,942	17,551
Michigan	19,437	18,904	18,927	18,431
Minnesota	3,438	3,455	3,388	3,434
Mississippi	22,850	22,727	20,967	18,928
Missouri	6,801	6,829	7,221	7,283
Montana	10,691	10,740	10,240	9,778
Nebraska	18,221	17,610	17,633	17,524
Nevada	6,726	6,427	6,323	6,483
New Hampshire	7,001	6,910	6,824	6,688
New Jersey	11,916	11,674	11,918	11,832
New Mexico	16,978	16,553	16,453	16,377
New York	20,094	20,081	19,568	18,690
North Carolina	9,141	9,452	9,974	9,561
North Dakota	10,737	10,881	10,951	10,459
Ohio	15,868	15,906	15,652	16,165
Oklahoma	12,767	12,723	12,920	12,922
Oregon	5,015	4,927	4,804	4,771

TABLE 98 -- OPERATING LOCATION STRENGTH BY STATE, IN THE UNITED STATES, AT END OF QUARTER--
FY 1964 (CONTINUED)

STATE	30 SEPTEMBER 1963	31 DECEMBER 1963	31 MARCH 1964	30 JUNE 1964
Pennsylvania	2,234	2,318	2,293	2,272
Rhode Island	47	49	49	49
South Carolina	15,751	16,198	16,404	16,505
South Dakota	6,905	6,950	6,844	6,701
Tennessee	5,526	5,221	5,209	5,347
Texas	107,006	98,919	95,574	94,660
Utah	3,087	3,067	2,979	3,084
Vermont	225	206	218	196
Virginia	14,704	15,193	14,850	15,008
Washington	18,360	18,404	17,920	17,695
West Virginia	261	243	253	254
Wisconsin	3,514	3,556	3,450	3,401
Wyoming	4,201	4,553	4,987	5,267
Unknown	338	1,885	1,269	1,104

Source: Data Applications Division, Data Services Center, Comptroller of the Air Force.

CONFIDENTIAL

TABLE 99 - OPERATING LOCATION STRENGTH BY COUNTRY, OVERSEAS, AT END OF QUARTER - FY 1964

COUNTRY	30 SEPTEMBER 1963	31 DECEMBER 1963	31 MARCH 1964	30 JUNE 1964
<u>TOTAL</u>	<u>186,204</u>	<u>185,110</u>	<u>185,812</u>	<u>186,553</u>
Afghanistan	6	5	5	5
Algeria	5	5	5	4
Argentina	32	31	31	28
Ascension Island	1	1	1	1
Australia	190	185	190	188
Austria	5	6	6	6
Azores Islands	1,886	1,787	1,805	1,844
Bahamas Islands	3	2	3	5
Belgian Congo	45	23	12	13
Belgium	82	98	103	115
Bermuda Islands	1,756	1,844	1,783	1,807
Bolivia	16	9	19	22
Brazil	89	75	78	50
Bulgaria	2	2	2	3
Burma	4	5	7	6
Cambodia	3	2	1	1
Canada	7,429	7,403	7,439	7,477
Canal Zone	1,328	1,763	1,840	2,285
Canton	-	1	-	-
Chile	24	23	21	23
Colombia	23	22	19	21
Costa Rica	-	1	2	2
Crete	899	970	934	943
Czechoslovakia	3	3	3	3
Denmark	30	27	28	44
Dominican Republic	16	9	4	4
Ecuador	22	19	23	27
Egypt	9	6	7	7
Eire	8	7	5	10
El Salvador	10	9	9	9
Eritrea	1	5	5	7
Ethiopia	34	32	34	33
Finland	13	14	14	13
France	14,980	14,053	14,012	12,405
French Equador Africa	9	8	8	8
Germany Fed Rep of	35,227	36,724	37,400	40,866
Greece	1,108	1,261	1,214	1,254
Greenland	3,810	3,181	2,886	2,959
Guam Island	3,173	3,156	3,060	3,183
Guatemala	23	18	24	24
Honduras	8	6	3	3
Hong Kong	12	6	6	5
Hungary	1	1	1	1
Iceland	738	711	637	711
India	47	36	33	28
Indonesia	5	5	5	5
Iran	50	49	48	59
Iraq	2	1	1	1
Israel	10	11	13	13

CONFIDENTIAL

DOWNGRADED AT 3 YEAR INTERVALS;
DECLASSIFIED AFTER 12 YEARS.
DOD DIR. 5200.10

CONFIDENTIAL

TABLE 99 -- OPERATING LOCATION STRENGTH BY COUNTRY, OVERSEAS, AT END OF QUARTER -- FY 1964
(CONTINUED)

COUNTRY	30 SEPTEMBER 1963	31 DECEMBER 1963	31 MARCH 1964	30 JUNE 1964
Italy	2,804	2,880	2,888	3,235
Ivory Coast	8	9	8	8
Japan	25,267	24,577	24,589	22,630
Jerusalem City of	4	2	2	2
Johnston Island	126	139	236	249
Korea	4,720	4,592	4,681	4,623
Laos	74	5	7	7
Lebanon	7	4	5	7
Leeward Islands	3	1	1	2
Libya	3,234	3,104	3,386	3,471
Luxembourg	-	4	4	5
Madagascar	10	7	6	6
Malaya	1	1	2	2
Marshall Islands	3	3	3	4
Mexico	4	4	3	4
Midway Island	16	13	13	17
Morocco	124	66	51	34
Netherlands	788	742	1,459	789
New Zealand Islands	7	5	6	6
Nicaragua	9	9	9	9
Norway	202	202	207	201
Okinawa Island	10,821	10,954	10,942	11,163
Pakistan	1,244	1,266	1,241	1,230
Paraguay	10	9	8	9
Peru	32	33	34	36
Philippine Islands	7,673	8,086	8,270	9,232
Poland	2	2	3	3
Portugal	30	25	24	25
Puerto Rico Island	3,894	3,822	3,783	3,775
Rumania	2	2	1	1
Ryukyu Islands	1,030	989	1,023	1,015
Saudi Arabia	206	173	173	197
Spain	10,703	9,624	9,270	7,703
Sweden	14	15	15	18
Switzerland	6	6	6	6
Taiwan	2,050	2,039	1,974	2,053
Thailand	823	834	838	918
Trinidad	2	1	1	2
Turkey	7,446	7,168	7,312	7,853
Union of South Africa	10	8	9	10
United Kingdom	24,923	23,516	23,847	23,426
Uruguay	16	15	17	16
USSR West	11	12	12	12
Venezuela	43	27	28	26
Viet Nam	3,858	4,976	4,696	4,876
Virgin Islands	-	1	1	1
Volcanic Islands	54	59	67	65
Wake Island	38	18	21	42
Yugoslavia	14	16	14	15
Unknown	661	1,424	807	983

Source: Data Applications Division, Data Services Center, Comptroller of the Air Force

CONFIDENTIAL

DOWNGRADED AT 3 YEAR INTERVALS; DECLASSIFIED AFTER 12 YEARS. DOD DIR. 5200.10

TABLE 100 - USAF OFFICERS BY GRADE IN WHICH SERVING, BY COMMAND, WORLD-WIDE - 30 JUN 1964

(Grade 1 Warrant Officers not reported for FY 1964)

COMMAND OF ASSIGNMENT AND FUNCTIONAL GROUP	TOTAL a/b/	COMMISSIONED OFFICERS a/								WARRANT OFFICERS b/			
		Total a/	General	Colonel	Lieutenant Colonel	Major	Captain	First Lieutenant	Second Lieutenant	Total b/	Warrant Officer 4/	Warrant Officer 3/	Warrant Officer 2/
WORLD-WIDE - TOTAL	133,987	131,179	432	5,376	14,712	23,729	50,657	22,119	14,154	2,808	853	1,916	39
PERMANENT PARTY - TOTAL	122,272	119,481	432	5,269	14,354	22,879	47,118	20,983	8,446	2,791	850	1,902	39
CONTINENTAL US - TOTAL	98,283	96,255	356	4,414	11,778	18,275	36,760	17,225	7,447	2,028	657	1,339	32
Aero Chart and Information Center	67	66	-	5	7	17	16	16	5	1	1	-	-
Air Defense Command	11,036	10,687	30	335	1,048	1,728	3,972	2,129	1,445	349	73	269	7
Air Force Accounting and Finance Center	47	47	1	7	20	14	2	3	-	-	-	-	-
Air Force Communications Service	1,298	1,183	4	33	137	297	351	204	155	15	98	2	2
Air Force Logistics Command	3,137	3,055	24	285	414	570	921	517	324	82	29	51	2
Air Force Systems Command	9,274	9,168	33	554	1,267	1,922	2,975	1,365	1,052	106	38	65	3
Air Training Command	8,581	8,378	16	226	561	1,211	3,727	1,763	874	203	57	142	4
Air University	2,117	2,089	6	179	372	596	812	76	48	28	16	12	-
Continental Air Command	819	801	7	92	196	225	213	47	21	18	7	11	-
Headquarters Command, USAF	5,870	5,690	36	556	1,240	1,481	1,626	415	336	180	88	91	1
Headquarters US Air Force	2,773	2,744	106	821	1,036	628	144	8	1	29	22	7	-
Military Air Transport Service	9,450	9,236	14	209	963	1,564	3,495	2,554	437	214	74	137	3
Office of Aerospace Research	263	262	3	18	37	69	70	62	3	1	-	1	-
Strategic Air Command	33,040	32,550	45	737	3,544	6,353	13,806	6,159	1,906	490	171	314	5
Tactical Air Command	9,055	8,886	25	290	806	1,314	3,966	1,761	724	169	51	114	4
United States Air Force Academy	682	673	3	33	62	153	373	42	7	9	4	5	-
USAF Security Service	774	740	3	34	68	133	291	104	107	34	11	22	1
OVERSEA - TOTAL (Includes Alaska and Hawaii)	23,989	23,226	76	855	2,576	4,604	10,358	3,758	999	763	193	563	7
Aero Chart and Information Center	13	13	-	1	2	4	4	2	-	-	-	-	-
Air Defense Atlantic	468	446	-	10	29	79	192	122	14	22	5	17	-
Air Force Communications Service	1,252	1,150	2	34	109	259	427	236	83	102	15	87	-
Air Force Logistics Command	223	207	-	6	32	67	83	19	-	16	2	14	-
Air Force Systems Command	77	74	-	1	6	21	40	6	-	3	2	1	-
Alaskan Air Command (Includes Alaska)	1,081	1,040	3	31	101	174	500	201	30	41	7	33	1
Headquarters Command, USAF	1,211	1,189	21	140	359	313	268	81	7	22	10	12	-
Military Air Transport Service	2,503	2,402	2	36	242	456	1,062	541	63	101	29	71	1
Office of Aerospace Research	40	40	-	3	8	14	14	1	-	-	-	-	-
Pacific Air Forces (Includes Hawaii)	5,930	5,795	25	220	629	1,075	2,640	967	239	135	41	92	2
Strategic Air Command	2,074	1,998	3	82	241	490	940	236	6	76	25	51	-
United States Air Forces in Europe	7,880	7,682	16	236	683	1,401	3,690	1,165	491	198	42	153	3
USAF Security Service	920	875	1	27	67	162	384	168	66	45	15	30	-
USAF Southern Command c/	317	315	3	28	68	89	114	13	-	2	-	2	-
PIPELINE - TOTAL	11,715	11,698	-	107	358	850	3,539	1,136	5,708	17	3	14	-
Students	11,621	11,606	-	103	337	830	3,508	1,124	5,704	15	1	14	-
Patients	94	92	-	4	21	20	31	12	4	2	2	-	-

a/ Includes 957 pending separations and excludes 396 pending accessions for June 1964. (-561) Add or subtract as follows: B.G. (/3); Col (-24); Lt Col (-175); Maj (-258); Capt (/28); 1st Lt (-382); 2nd Lt (/247).

b/ Includes 37 pending separations for 30 June 1964. Deduct 37 from grade W3.

c/ Caribbean Air Command was redesignated USAF Southern Command, 8 July 1963.

Source: Data Applications Division, Data Services Center, Comptroller of the Air Force.

TABLE 101 — USAF REGULAR AND RESERVE GENERAL OFFICERS BY GRADE IN WHICH SERVING,
WORLD-WIDE, AT END OF QUARTER — FY 1964

END OF QUARTER	TOTAL	GENERALS	LIEUTENANT GENERALS	MAJOR GENERALS	BRIGADIER GENERALS
30 September (1963)	432	14	33	169	216
31 December.	432	14	33	167	218
31 March (1964).	436	14	36	168	218
30 June.	436	14	38	167	217

Source: Data Applications Division, Data Services Center, Comptroller of the Air Force

TABLE 102 — USAF REGULAR GENERAL OFFICERS BY PERMANENT GRADE, BY GRADE IN WHICH SERVING,
WORLD-WIDE, AT END OF QUARTER — FY 1964

PERMANENT GRADE a/	GRADE IN WHICH SERVING	30 SEPTEMBER (1963)	31 DECEMBER	31 MARCH (1964)	30 JUNE
<u>Major General - Total</u>		<u>115</u>	<u>113</u>	<u>133</u>	<u>130</u>
	General	13	13	13	13
	Lieutenant General	33	33	36	38
	Major General	69	67	84	79
	Brigadier General	-	-	-	-
<u>Brigadier General - Total</u>		<u>134</u>	<u>130</u>	<u>146</u>	<u>146</u>
	General	-	-	-	-
	Lieutenant General	-	-	-	-
	Major General	91	89	77	80
	Brigadier General	43	41	69	66
<u>Colonel - Total</u>		<u>167</u>	<u>174</u>	<u>141</u>	<u>144</u>
	General	-	-	-	-
	Lieutenant General	-	-	-	-
	Major General	5	8	5	5
	Brigadier General	162	166	136	139
<u>Lieutenant Colonel - Total</u>		<u>2</u>	<u>2</u>	<u>2</u>	<u>2</u>
	General	-	-	-	-
	Lieutenant General	-	-	-	-
	Major General	-	-	-	-
	Brigadier General	2	2	2	2
<u>Major - Total</u>		<u>1</u>	<u>1</u>	<u>1</u>	<u>1</u>
	General	-	-	-	-
	Lieutenant General	-	-	-	-
	Major General	-	-	-	-
	Brigadier General	1	1	1	1

a/ No General Officer on Active Duty in the USAF possesses permanent grade of General or Lieutenant General.

Source: Data Applications Division, Data Services Center, Comptroller of the Air Force.

TABLE 103 - AIRMEN BY GRADE IN WHICH SERVING, BY COMMAND, WORLD-WIDE - 30 JUN 1964

COMMAND OF ASSIGNMENT AND FUNCTIONAL GROUP	TOTAL a/	AIRMEN a/									AVI- ATION CADETS AND USAFA CADETS
		Chief Master Ser- geant	Senior Master Ser- geant	Master Ser- geant	Techn- ical Ser- geant	Staff Ser- geant	Airman 1C	Airman 2C	Airman 3C	Airman Basic	
WORLD-WIDE - TOTAL (Includes USAFA Cadets)	721,913	5,902	11,093	32,323	67,879	147,158	163,941	170,812	101,015	18,753	3,037
USAFA CADET - TOTAL	2,838	-	-	-	-	-	-	-	-	-	2,838
WORLD-WIDE - TOTAL (Excludes USAFA Cadets)	719,075	5,902	11,093	32,323	67,879	147,158	163,941	170,812	101,015	18,753	199
PERMANENT PARTY - TOTAL	673,356	5,889	11,069	32,178	67,393	144,473	162,889	167,043	78,588	3,834	-
CONTINENTAL US - TOTAL	497,147	4,526	8,290	24,129	50,144	106,481	112,969	121,497	65,858	3,253	-
Aero Chart and Information Center	58	-	1	4	7	12	14	3	17	-	-
Air Defense Command	80,913	759	1,340	3,252	7,665	16,307	18,307	22,351	10,382	550	-
Air Force Accounting and Finance Center	61	2	7	15	5	7	7	17	1	-	-
Air Force Communications Service	16,378	194	342	743	1,800	3,598	4,293	4,481	874	53	-
Air Force Logistics Command	11,278	92	220	569	1,235	2,861	2,478	2,260	1,497	66	-
Air Force Systems Command	19,572	191	374	1,287	2,377	4,229	4,445	4,214	2,355	100	-
Air Training Command	49,486	392	898	3,459	7,241	13,372	9,947	8,217	5,547	413	-
Air University	3,154	25	65	261	576	801	709	465	246	6	-
Continental Air Command	1,575	15	76	375	417	512	132	30	17	1	-
Headquarters Command, USAF	13,757	184	403	1,307	2,338	3,975	3,077	1,688	755	30	-
Headquarters US Air Force	-	-	-	-	-	-	-	-	-	-	-
Military Air Transport Service	48,039	458	799	2,517	4,669	9,947	10,562	12,101	6,627	359	-
Office of Aerospace Research	175	-	9	22	38	67	33	6	-	-	-
Strategic Air Command	190,158	1,696	2,888	7,651	16,175	37,919	44,556	50,087	27,846	1,340	-
Tactical Air Command	55,999	441	729	2,311	4,725	10,935	12,441	14,457	9,629	331	-
USAF Academy	849	10	22	69	124	249	286	85	4	-	-
USAF Security Service	5,695	67	117	287	752	1,690	1,682	1,035	61	4	-
OVERSEA - TOTAL (Includes Alaska and Hawaii)	176,209	1,363	2,779	8,049	17,249	37,992	49,920	45,546	12,730	581	-
Aero Chart and Information Center	140	-	3	7	16	34	51	29	-	-	-
Air Defense Atlantic	3,786	29	63	175	385	916	1,228	850	138	2	-
Air Force Communications Service	23,807	214	421	953	2,405	4,925	6,259	7,210	1,330	90	-
Air Force Logistics Command	1,651	19	46	109	194	339	410	419	111	4	-
Air Force Systems Command	218	-	8	18	38	88	48	15	3	-	-
Alaskan Air Command (Includes Alaska)	9,306	69	136	344	866	2,017	2,651	2,349	844	30	-
Headquarters Command, USAF	2,968	20	71	351	561	1,005	723	234	3	-	-
Military Air Transport Service	12,046	122	248	677	1,298	2,597	3,221	2,750	1,089	44	-
Office of Aerospace Research	24	1	2	8	9	4	-	-	-	-	-
Pacific Air Forces (Includes Hawaii)	35,247	238	483	1,560	3,390	8,084	11,130	7,627	2,603	132	-
Strategic Air Command	16,499	147	320	868	1,709	3,654	5,326	3,958	486	31	-
U S Air Forces in Europe	51,511	411	771	2,331	4,876	10,329	14,316	12,754	5,519	204	-
USAF Security Service	17,573	81	161	473	1,247	3,665	4,310	7,130	466	40	-
USAF Southern Command b/	1,433	12	46	175	255	335	247	221	138	4	-
PIPELINE - TOTAL	45,719	13	24	145	486	2,685	1,052	3,769	22,427	14,919	199
Students	44,902	-	8	98	387	2,509	850	3,587	22,360	14,904	199
Patients	817	13	16	47	99	176	202	182	67	15	-

a/ Excludes 1,496 pipeline students assigned to ATC. Add as follows: Gr 9 (f); Gr 8 (f24) Gr 7 (f101); Gr 6 (f143) ; Gr 5 (f129); Gr 4 (f181); Gr 3 (f329); Gr 2 (f480); Gr 1 (f103).

b/ Caribbean Air Command was redesignated USAF Southern Command, 8 July 1963.

Source: Data Applications Division, Data Services Center, Comptroller of the Air Force.

TABLE 104 - USAF OFFICERS BY GRADE IN WHICH SERVING, BY AGE, WORLD-WIDE,
SEMIANNUALLY - FY 1964

AGE OR AGE GROUP	TOTAL	GENERALS	COLONELS	LIEUTENANT COLONELS	MAJORS	CAPTAINS	FIRST LIEUTENANTS	SECOND LIEUTENANTS	WARRANT OFFICERS
31 DECEMBER 1963									
<u>TOTAL</u> . .	<u>133,220</u>	<u>431</u>	<u>5,360</u>	<u>15,739</u>	<u>24,099</u>	<u>49,719</u>	<u>19,504</u>	<u>15,386</u>	<u>2,982</u>
20.	9	-	-	-	-	-	-	9	-
21.	281	-	-	-	-	-	-	280	1
22.	3,517	-	-	-	-	256	222	3,027	12
23.	6,616	-	-	-	-	71	1,282	5,258	5
24.	7,693	-	-	-	-	91	3,865	3,737	-
25.	6,655	-	-	-	-	392	4,740	1,522	1
26.	5,882	-	-	-	-	1,239	3,998	645	-
27.	5,385	-	-	-	-	2,805	2,200	380	-
28.	5,378	-	-	-	1	3,984	1,166	227	-
29.	5,862	-	-	-	9	4,953	761	139	-
30.	5,944	-	-	2	40	5,334	465	102	1
31.	5,820	-	-	-	72	5,377	331	32	8
32.	5,206	-	-	1	79	4,943	155	7	21
33.	4,939	-	-	-	152	4,638	124	8	17
34.	4,322	-	-	-	315	3,881	86	2	38
35.	3,482	-	-	4	754	2,642	30	1	51
36.	2,145	-	-	11	660	1,386	33	2	53
37.	2,154	-	-	13	850	1,202	29	3	57
38.	3,381	-	2	161	1,703	1,426	8	-	81
39.	4,382	-	7	728	2,204	1,317	3	1	122
40.	4,840	-	34	1,097	2,500	1,073	1	-	135
41.	5,197	-	101	1,506	2,612	781	1	-	196
42.	6,150	1	326	2,149	2,739	677	-	2	256
43.	5,899	7	593	2,096	2,359	521	-	2	321
44.	4,988	15	692	1,866	1,855	269	2	-	289
45.	4,582	14	841	1,695	1,542	173	-	-	317
46.	3,621	30	710	1,304	1,226	121	-	-	230
47.	2,758	44	585	1,012	849	76	-	-	192
48.	1,976	63	466	721	519	33	-	-	174
49.	1,122	43	316	362	275	20	-	-	106
50.	711	36	190	214	170	9	-	-	92
51.	607	32	148	214	134	7	1	-	71
52.	424	41	105	143	87	7	-	-	41
53.	350	27	82	115	104	2	-	-	20
54.	269	34	55	68	78	3	1	-	30
55.	222	19	47	78	61	1	-	-	16
56.	158	9	19	66	50	1	-	-	13
57.	112	7	14	39	45	1	-	-	6
58.	98	6	18	41	27	2	-	-	4
59.	60	3	9	24	21	1	-	-	2
60 and Older .	23	-	-	9	7	4	-	-	3
30 JUNE 1964									
<u>TOTAL</u> . .	<u>133,987</u>	<u>432</u>	<u>5,376</u>	<u>14,712</u>	<u>23,729</u>	<u>50,657</u>	<u>22,119</u>	<u>14,154</u>	<u>2,808</u>
20.	7	-	-	-	-	-	-	7	-
21.	326	-	-	-	-	-	-	326	-
22.	2,700	-	-	-	-	2	124	2,574	-
23.	6,877	-	-	-	-	39	2,006	4,832	-
24.	8,295	-	-	-	-	97	4,792	3,406	-

TABLE 104 - USAF OFFICERS BY GRADE IN WHICH SERVING, BY AGE, WORLD-WIDE,
SEMIANNUALLY - FY 1964 (CONTINUED)

AGE OR AGE GROUP	TOTAL	GENERALS	COLONELS	LIEUTENANT COLONELS	MAJORS	CAPTAINS	FIRST LIEUTENANTS	SECOND LIEUTENANTS	WARRANT OFFICERS
30 JUNE 1964 (Continued)									
25.	7,481	-	-	-	-	424	5,601	1,456	-
26.	6,299	-	-	-	-	1,602	4,075	622	-
27.	5,539	-	-	-	-	2,918	2,267	354	-
28.	5,121	-	-	-	3	3,636	1,231	251	-
29.	5,520	-	-	-	24	4,580	756	160	-
30.	5,905	-	-	-	41	5,248	489	127	-
31.	5,995	-	-	-	70	5,566	330	23	6
32.	5,359	-	-	-	95	5,108	141	5	10
33.	5,126	-	-	-	130	4,862	108	2	24
34.	4,557	-	-	-	196	4,236	91	5	29
35.	3,996	-	-	1	651	3,265	35	2	42
36.	2,675	-	-	11	774	1,799	30	2	59
37.	2,121	-	-	9	824	1,216	24	-	48
38.	2,486	-	1	70	1,190	1,145	14	-	66
39.	3,835	-	3	416	2,056	1,261	1	-	98
40.	4,629	-	20	959	2,483	1,040	2	-	125
41.	4,777	-	56	1,256	2,528	779	-	-	158
42.	5,453	-	260	1,785	2,618	578	-	-	212
43.	5,708	5	454	1,983	2,499	499	-	-	268
44.	5,266	12	717	1,920	1,970	331	-	-	316
45.	4,377	16	792	1,587	1,550	149	1	-	282
46.	3,914	20	790	1,415	1,294	111	-	-	284
47.	2,975	41	649	1,009	996	75	-	-	205
48.	2,142	69	506	782	580	38	-	-	167
49.	1,371	48	382	468	347	19	-	-	107
50.	830	40	221	258	201	11	-	-	99
51.	598	38	160	198	125	4	-	-	73
52.	456	30	122	159	97	7	-	-	41
53.	319	29	75	101	87	1	-	-	26
54.	269	29	66	67	87	2	1	-	17
55.	202	22	29	74	59	1	-	-	17
56.	185	17	31	66	55	2	-	-	14
57.	120	6	16	49	41	1	-	-	7
58.	91	5	12	41	28	-	-	-	5
59.	68	5	11	24	23	3	-	-	2
60 and Older .	17	-	3	4	7	2	-	-	1

Source: Data Applications Division, Data Services Center, Comptroller of the Air Force

TABLE 105 - AVERAGE AGE OF USAF OFFICERS BY GRADE IN WHICH SERVING, WORLD-WIDE - 209
30 JUN 1964 THROUGH 30 JUN 1964

(Data below was extracted from reports prepared in previous years to satisfy the requirement set forth in Sec. 686, Title 10 US Code. FY 1964 will be included in report to Congress before 31 January 1965. The averages are arithmetical means of information found in SS-PS-322).

GRADE IN WHICH SERVING	FY 1954	FY 1955	FY 1956	FY 1957	FY 1958	FY 1959	FY 1960	FY 1961	FY 1962	FY 1963	FY 1964
<u>ALL GRADES</u>	<u>31.6</u>	<u>31.6</u>	<u>31.4</u>	<u>32.5</u>	<u>33.9</u>	<u>33.5</u>	<u>34.2</u>	<u>34.2</u>	<u>34.0</u>	<u>34.4</u>	<u>34.0</u>
GENERALS	48.5	48.5	48.5	49.4	49.9	49.3	49.0	49.3	49.5	49.9	50.1
COLONELS	42.4	42.7	42.7	43.7	44.6	44.1	44.6	44.9	45.3	45.8	46.4
LIEUTENANT COLONELS . . .	39.7	40.4	40.6	41.7	42.8	42.3	43.0	43.5	43.4	43.9	44.4
MAJORS	36.8	37.5	37.7	38.8	40.0	39.7	40.3	40.8	41.3	41.8	42.0
CAPTAINS	33.5	34.2	33.9	34.8	35.5	34.7	34.7	34.2	33.5	32.8	32.3
1ST LIEUTENANT	28.1	27.3	26.2	26.3	27.0	26.2	26.6	26.6	25.5	25.9	25.7
2ND LIEUTENANT	23.9	23.6	23.2	23.8	24.5	23.5	23.4	23.2	23.5	23.6	23.7

Source: Director of Personnel Planning, Deputy Chief of Staff, Personnel and Data Service Center, Comptroller of the Air Force.

TABLE 106 - USAF MILITARY PERSONNEL BY TYPE, BY PERSONNEL IDENTITY, BY COMMAND, WORLD-WIDE, AT END OF QUARTER - FY 1964

(In table below "AFNC and MSC" data include Male Nurses and Male Specialists)

END OF QUARTER	TOTAL	OFFICERS			WARRANT OFFICERS		AIRMEN		AVIATION CADETS AND AVIATION STUDENTS	ACADEMY CADETS
		Male	Other WAF Female	AFNC and MSC	Male	Female	Male	Female		
WORLD-WIDE										
September (1963)	875,466	126,613	701	3,618	3,043	4	733,589	5,001	384	2,513
December	869,243	125,958	716	3,564	2,978	4	728,157	5,018	396	2,452
March (1964)	863,761	126,388	744	3,603	2,905	2	722,466	4,970	324	2,359
June	a/b/c/ 855,900	a/126,784	720	3,675	b/ 2,806	2	c/714,031	4,845	199	2,838
CONTINENTAL US										
September (1963)	674,032	105,022	526	2,729	2,158	4	556,141	4,555	384	2,513
December	668,466	104,280	549	2,658	2,122	4	551,430	4,575	396	2,452
March (1964)	662,413	104,632	577	2,687	2,086	2	545,225	4,521	324	2,359
June	655,605	104,625	550	2,777	2,043	2	538,165	4,406	199	2,838
OVERSEAS										
September (1963)	201,434	21,591	175	889	885	-	177,448	446	-	-
December	200,777	21,678	167	906	856	-	176,727	443	-	-
March (1964)	201,348	21,756	167	916	819	-	177,241	449	-	-
June	200,295	22,159	170	898	763	-	175,866	439	-	-
CONTINENTAL US										
AERONAUTICAL CHART AND INFORMATION CENTER										
September (1963)	119	79	-	-	-	-	40	-	-	-
December	118	75	-	-	-	-	43	-	-	-
March (1964)	107	67	-	-	1	-	39	-	-	-
June	125	66	-	-	1	-	58	-	-	-
AIR DEFENSE COMMAND										
September (1963)	98,208	10,778	69	163	361	-	86,108	729	-	-
December	96,544	10,505	69	160	358	-	84,691	761	-	-
March (1964)	92,914	10,571	73	140	346	-	81,024	760	-	-
June	91,949	10,457	67	163	349	-	80,177	736	-	-
AIR FORCE ACCOUNTING AND FINANCE CENTER										
September (1963)	107	51	1	-	-	-	55	-	-	-
December	103	45	1	-	-	-	57	-	-	-
March (1964)	112	48	1	-	-	-	63	-	-	-
June	108	46	1	-	-	-	61	-	-	-
AIR FORCE COMMUNICATIONS SERVICE										
September (1963)	17,703	1,144	17	-	127	1	16,240	174	-	-
December	18,025	1,136	21	-	129	1	16,548	190	-	-
March (1964)	17,790	1,157	19	-	121	-	16,287	206	-	-
June	17,676	1,165	18	-	115	-	16,191	187	-	-

TABLE 106 - USAF MILITARY PERSONNEL BY TYPE, BY PERSONNEL IDENTITY, BY COMMAND, WORLD-WIDE,
AT END OF QUARTER - FY 1964 (CONTINUED)

END OF QUARTER	TOTAL	OFFICERS			WARRANT OFFICERS		AIRMEN		AVIATION CADETS AND AVIATION STUDENTS	ACADEMY CADETS
		Male	Other WAF Female	AFNC and MSC	Male	Female	Male	Female		
CONTINENTAL US (Continued)										
AIR FORCE LOGISTICS COMMAND										
September (1963)	14,080	2,902	17	152	80	-	10,922	7	-	-
December	14,438	2,853	18	146	79	-	11,336	6	-	-
March (1964)	14,566	2,910	19	157	83	-	11,392	5	-	-
June	14,415	2,876	18	161	82	-	11,271	7	-	-
AIR FORCE SYSTEMS COMMAND										
September (1963)	28,576	8,508	49	342	118	-	19,326	233	-	-
December	28,646	8,524	52	331	113	-	19,354	272	-	-
March (1964)	28,732	8,653	56	337	106	-	19,262	318	-	-
June	28,846	8,776	55	337	106	-	19,249	323	-	-
AIR TRAINING COMMAND										
September (1963)	59,740	7,880	88	444	205	-	50,481	642	-	-
December	59,022	7,753	94	446	208	-	49,764	757	-	-
March (1964)	58,281	7,819	107	432	204	-	48,999	720	-	-
June	58,067	7,828	96	454	203	-	48,757	729	-	-
AIR UNIVERSITY										
September (1963)	5,286	1,922	7	89	30	-	3,148	90	-	-
December	5,225	1,863	9	87	31	-	3,118	117	-	-
March (1964)	5,179	1,867	9	89	31	-	3,048	135	-	-
June	5,271	1,990	9	90	28	-	3,018	136	-	-
CONTINENTAL AIR COMMAND										
September (1963)	2,577	903	10	1	20	-	1,643	-	-	-
December	2,501	845	9	1	20	-	1,626	-	-	-
March (1964)	2,456	823	5	1	18	-	1,609	-	-	-
June	2,394	794	6	1	18	-	1,575	-	-	-
HEADQUARTERS COMMAND, USAF										
September (1963)	18,968	5,381	25	73	182	1	13,130	176	-	-
December	19,183	5,419	28	67	177	1	13,299	192	-	-
March (1964)	19,376	5,516	29	76	174	1	13,389	191	-	-
June	19,627	5,585	29	76	179	1	13,582	175	-	-
HEADQUARTERS USAF										
September (1963)	2,728	2,680	13	5	30	-	-	-	-	-
December	2,707	2,661	13	5	28	-	-	-	-	-
March (1964)	2,755	2,710	14	5	26	-	-	-	-	-
June	2,773	2,725	14	5	29	-	-	-	-	-

TABLE 106 -- USAF MILITARY PERSONNEL BY TYPE, BY PERSONNEL IDENTITY, BY COMMAND, WORLD-WIDE,
AT END OF QUARTER -- FY 1964 (CONTINUED)

END OF QUARTER	TOTAL	OFFICERS			WARRANT OFFICERS		AIRMEN		AVIATION CADETS AND AVIATION STUDENTS	ACADEMY CADETS
		Male	Other WAF Female	AFNC and MSC	Male	Female	Male	Female		
CONTINENTAL US (Continued)										
MILITARY AIR TRANSPORT SERVICE										
September (1963) . . .	57,134	9,206	57	301	239	1	46,574	756	-	-
December	57,532	9,130	58	292	237	1	47,126	688	-	-
March (1964)	57,577	9,037	55	295	224	-	47,282	684	-	-
June	57,489	8,880	58	298	214	-	47,356	683	-	-
OFFICE OF AEROSPACE RESEARCH										
September (1963) . . .	500	292	1	-	1	-	206	-	-	-
December	440	262	1	-	1	-	176	-	-	-
March (1964)	448	263	1	-	1	-	183	-	-	-
June	438	261	1	-	1	-	175	-	-	-
STRATEGIC AIR COMMAND										
September (1963) . . .	226,699	32,547	97	808	519	-	192,001	727	-	-
December	226,842	32,007	102	774	506	-	192,595	858	-	-
March (1964)	228,430	32,391	108	808	506	-	193,754	863	-	-
June	223,198	31,607	105	838	490	-	189,336	822	-	-
TACTICAL AIR COMMAND										
September (1963) . . .	59,200	8,338	29	216	185	1	50,418	13	-	-
December	60,498	8,305	27	210	175	1	51,767	13	-	-
March (1964)	62,490	8,522	28	213	175	1	53,538	13	-	-
June	65,054	8,633	28	225	168	1	55,986	13	-	-
US AIR FORCE ACADEMY										
September (1963) . . .	1,546	661	-	26	7	-	852	-	-	-
December	1,513	644	-	28	7	-	834	-	-	-
March (1964)	1,526	651	-	26	9	-	840	-	-	-
June	1,531	644	-	29	9	-	849	-	-	-
US AIR FORCE SECURITY SERVICE										
September (1963) . . .	6,370	737	5	-	32	-	5,595	1	-	-
December	6,301	732	4	-	31	-	5,533	1	-	-
March (1964)	6,393	764	6	-	35	-	5,587	1	-	-
June	6,469	734	6	-	34	-	5,694	1	-	-
US AIR FORCE PATIENTS (PIPELINE)										
September (1963) . . .	895	137	8	-	3	-	744	3	-	-
December	828	112	10	-	3	-	695	8	-	-
March (1964)	864	78	12	1	5	-	761	7	-	-
June	814	85	6	-	2	-	714	7	-	-

TABLE 106 - USAF MILITARY PERSONNEL BY TYPE, BY PERSONNEL IDENTITY, BY COMMAND, WORLD-WIDE,
AT END OF QUARTER - FY 1964 (CONTINUED)

END OF QUARTER	TOTAL	OFFICERS			WARRANT OFFICERS		AIRMEN		AVIATION CADETS AND AVIATION STUDENTS	ACADEMY CADETS
		Male	Other WAF Female	AFNC and MSC	Male	Female	Male	Female		
CONTINENTAL US (Continued)										
US AIR FORCE STUDENTS (PIPELINE) AND ACADEMY CADETS										
September (1963) . . .	73,596	10,876	33	109	19	-	58,658	1,004	384	2,513
December	68,000	11,409	33	111	19	-	52,868	712	396	2,452
March (1964)	62,417	10,785	35	107	21	-	48,168	618	324	2,359
June	59,361	11,473	33	100	15	-	44,116	587	199	2,838
OVERSEAS										
AERONAUTICAL CHART AND INFORMATION CENTER										
September (1963) . . .	165	13	-	-	-	-	152	-	-	-
December	156	13	-	-	-	-	143	-	-	-
March (1964)	159	13	-	-	-	-	146	-	-	-
June	153	13	-	-	-	-	140	-	-	-
AIR DEFENSE ATLANTIC										
September (1963) . . .	5,144	468	-	7	31	-	4,638	-	-	-
December	4,643	433	-	9	28	-	4,173	-	-	-
March (1964)	4,083	418	-	5	23	-	3,637	-	-	-
June	4,254	438	-	8	22	-	3,786	-	-	-
AIR FORCE COMMUNICATIONS SERVICE										
September (1963) . . .	25,369	1,115	30	-	103	-	24,047	74	-	-
December	25,592	1,098	24	-	100	-	24,291	79	-	-
March (1964)	25,935	1,135	22	-	105	-	24,597	76	-	-
June	25,059	1,127	23	-	102	-	23,737	70	-	-
AIR FORCE LOGISTICS COMMAND										
September (1963) . . .	1,940	220	-	-	17	-	1,703	-	-	-
December	1,888	213	-	-	17	-	1,658	-	-	-
March (1964)	1,816	210	-	-	16	-	1,590	-	-	-
June	1,874	205	2	-	16	-	1,651	-	-	-
AIR FORCE SYSTEMS COMMAND										
September (1963) . . .	289	66	-	-	3	-	220	-	-	-
December	302	72	-	-	3	-	227	-	-	-
March (1964)	306	73	-	-	3	-	230	-	-	-
June	295	74	-	-	3	-	218	-	-	-
ALASKAN AIR COMMAND										
September (1963) . . .	10,281	911	2	59	54	-	9,253	2	-	-
December	10,172	879	2	57	54	-	9,177	3	-	-
March (1964)	9,962	854	3	61	47	-	8,994	3	-	-
June	10,387	966	7	67	41	-	9,302	4	-	-

TABLE 106 -- USAF MILITARY PERSONNEL BY TYPE, BY PERSONNEL IDENTITY, BY COMMAND, WORLD-WIDE,
AT END OF QUARTER -- FY 1964 (CONTINUED)

END OF QUARTER	TOTAL	OFFICERS			WARRANT OFFICERS		AIRMEN		AVIATION CADETS AND AVIATION STUDENTS	ACADEMY CADETS
		Male	Other WAF Female	AFNC and MSC	Male	Female	Male	Female		
OVERSEAS (Continued)										
HEADQUARTERS COMMAND, USAF										
September (1963) . . .	3,386	949	-	-	23	-	2,403	11	-	-
December	3,391	928	-	-	22	-	2,431	10	-	-
March (1964)	3,395	926	-	-	22	-	2,437	10	-	-
June	4,179	1,186	3	-	22	-	2,956	12	-	-
MILITARY AIR TRANSPORT SERVICE										
September (1963) . . .	14,567	2,236	10	57	104	-	12,128	32	-	-
December	14,173	2,196	10	57	98	-	11,778	34	-	-
March (1964)	13,868	2,227	13	52	102	-	11,442	32	-	-
June	14,549	2,343	10	49	101	-	12,011	35	-	-
OFFICE OF AEROSPACE RESEARCH										
September (1963) . . .	-	-	-	-	-	-	-	-	-	-
December	54	32	-	-	-	-	22	-	-	-
March (1964)	55	34	-	-	-	-	21	-	-	-
June	64	40	-	-	-	-	24	-	-	-
PACIFIC AIR FORCES										
September (1963) . . .	40,738	5,335	31	238	158	-	34,866	110	-	-
December	41,510	5,446	33	233	151	-	35,533	114	-	-
March (1964)	41,690	5,453	32	235	149	-	35,709	112	-	-
June	41,177	5,535	33	227	135	-	35,135	112	-	-
STRATEGIC AIR COMMAND										
September (1963) . . .	21,333	2,089	12	110	88	-	19,025	9	-	-
December	20,433	2,032	9	106	88	-	18,189	9	-	-
March (1964)	19,717	1,959	7	106	82	-	17,549	14	-	-
June	18,573	1,888	9	101	76	-	16,490	9	-	-
US AIR FORCES IN EUROPE										
September (1963) . . .	58,489	7,071	87	417	254	-	50,452	208	-	-
December	58,142	7,212	85	443	243	-	49,965	194	-	-
March (1964)	60,342	7,313	87	455	219	-	52,067	201	-	-
June	59,391	7,158	80	444	198	-	51,315	196	-	-
US AIR FORCE SECURITY SERVICE										
September (1963) . . .	18,294	833	3	-	49	-	17,409	-	-	-
December	18,539	832	4	-	50	-	17,653	-	-	-
March (1964)	18,148	838	3	-	49	-	17,257	1	-	-
June	18,493	872	3	-	45	-	17,572	1	-	-

TABLE 106 - USAF MILITARY PERSONNEL BY TYPE, BY PERSONNEL IDENTITY, BY COMMAND, WORLD-WIDE,
AT END OF QUARTER - FY 1964 (CONTINUED)

END OF QUARTER	TOTAL	OFFICERS			WARRANT OFFICERS		AIRMEN		AVIATION CADETS AND AVIATION STUDENTS	ACADEMY CADETS
		Male	Other WAF Female	AFNC and MSC	Male	Female	Male	Female		
OVERSEAS (Continued)										
U S AIR FORCES SOUTHERN COMMAND ^{d/}										
September (1963)	1,375	282	-	1	1	-	1,091	-	-	-
December	1,718	291	-	1	2	-	1,424	-	-	-
March (1964)	1,727	301	-	2	2	-	1,422	-	-	-
June	1,730	313	-	2	2	-	1,433	-	-	-
US AIR FORCE PATIENTS (PIPELINE)										
September (1963)	61	-	-	-	-	-	61	-	-	-
December	64	1	-	-	-	-	63	-	-	-
March (1964)	145	2	-	-	-	-	143	-	-	-
June	97	1	-	-	-	-	96	-	-	-
US AIR FORCE STUDENTS (PIPELINE)										
September (1963)	-	-	-	-	-	-	-	-	-	-
December	-	-	-	-	-	-	-	-	-	-
March (1964)	-	-	-	-	-	-	-	-	-	-
June	-	-	-	-	-	-	-	-	-	-

a/ Includes 957 pending separations and excludes 396 pending accessions for 30 June 1964 (-561), cannot be broken out by command.

b/ Includes 37 pending separations for 30 June 1964 (-37); cannot be broken out by command.

c/ Excludes 1,496 pipeline students assigned to ATC 30 June 1964. Add 1,496.

d/ Formerly Caribbean Air Command; redesignated US Air Forces Southern Command, 8 July 1963

Source: Data Applications Division, Data Services Center, Comptroller of the Air Force

TABLE 107 - USAF PERSONNEL IN PIPELINE STATUS, AT END OF QUARTER, WORLD-WIDE - FY 1964

(Table below excludes Academy Cadets)

END OF QUARTER	TOTAL		STUDENTS												PATIENTS	
	Offi- cer	Airman	TOTAL		OCS/OTS a/		TECHNICAL TRAINING b/		FLYING TRAINING		BASIC TRAINING		CUBAN VOLUNTEERS		Of- fi- cer	Air- man
			Offi- cer	Air- man	Of- fi- cer	Air- man	Offi- cer	Air- man	Offi- cer	Air- man	Of- fi- cer	Air- man	Of- fi- cer	Air- man		
30 SEP (1963)	11,188	60,854	11,037	60,046	674	813	6,454	37,549	3,909	414	-	21,270	-	-	151	808
31 DEC (1963)	11,698	54,742	11,572	53,976	964	653	6,638	42,577	3,970	415	-	10,331	-	-	126	766
31 MAR (1964)	11,046	50,021	10,948	49,110	1,636	598	5,709	37,958	3,593	346	-	10,208	10	-	98	911
30 JUN (1964)	11,715 c/	45,719 d/e/	11,621	44,902	1,305	870	5,714 c/	31,099 d/	4,602	212	-	12,721 e/	-	-	94	817

a/ OCS - Officers Candidate School; OTS - Officers Training School includes graduates awaiting assignment (applicable to Air Training Command (ATC) and Air University (AU) ONLY).

b/ Includes Commissioned Officers Warrant Officers, and Airmen assigned in Pipeline Students Status to a unit of any command which conducts formal technical or professional training for the Air Force.

c/ Includes 994 pending separations and excludes 396 pending accessions for 30 June 1964. (-598)

d/ Excludes 1,393 airmen assigned 30 June 1964. (/1,393)

e/ Excludes 103 airmen assigned 30 June 1964. (/103)

Source: Data Applications Division, Data Services Center, Comptroller of the Air Force.

TABLE 108 - USAF MILITARY PERSONNEL BY GRADE IN WHICH SERVING, BY COMPONENT, WORLD-WIDE, AT END OF QUARTER - FY 1964

GRADE IN WHICH SERVING	TOTAL	REGULAR AIR FORCE	AIR FORCE RESERVE	AIR NATIONAL GUARD	U S AIR FORCE
30 SEPTEMBER 1963					
<u>WORLD-WIDE - TOTAL (Incl USAFA Cadets)</u>	<u>875,466</u>	<u>798,228</u>	<u>74,041</u>	<u>431</u>	<u>2,766</u>
USAFA CADET - TOTAL	2,513	-	-	-	2,513
WORLD-WIDE - TOTAL (Excl USAFA Cadets)	872,953	798,228	74,041	431	253
<u>Commissioned and Warrant Officer - Total</u>	<u>133,979</u>	<u>59,823</u>	<u>73,570</u>	<u>380</u>	<u>206</u>
<u>Commissioned Officer - Total</u>	<u>130,932</u>	<u>57,543</u>	<u>72,944</u>	<u>378</u>	<u>67</u>
<u>General Officer - Total</u>	<u>427</u>	<u>418</u>	<u>6</u>	<u>3</u>	-
General	14	14	-	-	-
Lieutenant General	32	32	-	-	-
Major General	162	158	3	1	-
Brigadier General	219	214	3	2	-
Colonel	5,222	5,017	187	16	2
Lieutenant Colonel	16,490	11,672	4,763	33	22
Major	24,791	11,691	13,004	89	7
Captain	47,359	20,780	26,410	158	11
First Lieutenant	21,345	6,428	14,839	78	-
Second Lieutenant	15,298	1,537	13,735	1	25
<u>Warrant Officer - Total</u>	<u>3,047</u>	<u>2,280</u>	<u>626</u>	<u>2</u>	<u>139</u>
Chief Warrant Officer, W-4	678	604	57	-	17
Chief Warrant Officer, W-3	1,834	1,404	354	1	75
Chief Warrant Officer, W-2	535	272	215	1	47
Warrant Officer, W-1	-	-	-	-	-
<u>Airman and Aviation Cadet - Total</u>	<u>738,974</u>	<u>738,405</u>	<u>471</u>	<u>51</u>	<u>47</u>
Chief Master Sergeant	5,809	5,809	-	-	-
Senior Master Sergeant	10,861	10,858	3	-	-
Master Sergeant	31,653	31,618	29	5	1
Technical Sergeant	66,857	66,810	38	6	3
Staff Sergeant	145,484	145,342	123	17	2
Airman 1st Class	157,462	157,333	104	21	4
Airman 2nd Class	170,727	170,671	37	2	17
Airman 3rd Class	122,295	122,141	135	-	19
Airman Basic	27,442	27,439	2	-	1
Aviation Cadet	384	384	-	-	-
31 DECEMBER 1963					
<u>WORLD-WIDE - TOTAL (Incl USAFA Cadets)</u>	<u>869,243</u>	<u>794,314</u>	<u>71,840</u>	<u>404</u>	<u>2,685</u>
USAFA CADET - TOTAL	2,452	-	-	-	2,452
WORLD-WIDE - TOTAL (Excl USAFA Cadets)	866,791	794,314	71,840	404	233
<u>Commissioned and Warrant Officer - Total</u>	<u>133,220</u>	<u>61,077</u>	<u>71,586</u>	<u>356</u>	<u>201</u>
<u>Commissioned Officer - Total</u>	<u>130,238</u>	<u>58,842</u>	<u>70,979</u>	<u>354</u>	<u>63</u>
<u>General Officer - Total</u>	<u>431</u>	<u>422</u>	<u>6</u>	<u>3</u>	-
General	14	14	-	-	-
Lieutenant General	33	33	-	-	-
Major General	167	164	2	1	-
Brigadier General	217	211	4	2	-

TABLE 108 - USAF MILITARY PERSONNEL BY GRADE IN WHICH SERVING, BY COMPONENT, WORLD-WIDE,
AT END OF QUARTER - FY 1964 (CONTINUED)

GRADE IN WHICH SERVING	TOTAL	REGULAR AIR FORCE	AIR FORCE RESERVE	AIR NATIONAL GUARD	U S AIR FORCE
31 DECEMBER 1963 (Continued)					
<u>Commissioned and Warrant Officer (Continued)</u>					
<u>Commissioned Officer (Continued)</u>					
Colonel	5,360	5,171	169	18	2
Lieutenant Colonel	15,739	11,284	4,401	34	20
Major	24,099	11,653	12,349	91	6
Captain	49,719	22,833	26,719	157	10
First Lieutenant	19,504	6,246	13,208	50	-
Second Lieutenant	15,386	1,233	14,127	1	25
<u>Warrant Officer - Total</u>	<u>2,982</u>	<u>2,235</u>	<u>607</u>	<u>2</u>	<u>138</u>
Chief Warrant Officer, W-4	820	714	88	-	18
Chief Warrant Officer, W-3	2,010	1,443	465	2	100
Chief Warrant Officer, W-2	152	78	54	-	20
Warrant Officer, W-1	-	-	-	-	-
<u>Airman and Aviation Cadet - Total</u>	<u>733,571</u>	<u>733,237</u>	<u>254</u>	<u>48</u>	<u>32</u>
Chief Master Sergeant	5,586	5,586	-	-	-
Senior Master Sergeant	10,472	10,472	-	-	-
Master Sergeant	33,714	33,700	8	4	2
Technical Sergeant	67,554	67,526	22	5	1
Staff Sergeant	144,181	144,124	39	15	3
Airman 1st Class	162,210	162,135	51	22	2
Airman 2nd Class	170,784	170,758	12	1	13
Airman 3rd Class	121,095	120,962	122	-	11
Airman Basic	17,579	17,578	-	1	-
Aviation Cadet	396	396	-	-	-
31 MARCH 1964					
<u>WORLD-WIDE - TOTAL (Incl USAFA Cadets)</u>	<u>863,761</u>	<u>789,328</u>	<u>71,468</u>	<u>385</u>	<u>2,580</u>
USAFA CADET - TOTAL	2,359	-	-	-	2,359
WORLD-WIDE - TOTAL (Excl USAFA Cadets)	861,402	789,328	71,468	385	221
<u>Commissioned and Warrant Officer - Total</u>	<u>133,642</u>	<u>61,894</u>	<u>71,203</u>	<u>348</u>	<u>197</u>
<u>Commissioned Officer - Total</u>	<u>130,735</u>	<u>59,707</u>	<u>70,620</u>	<u>346</u>	<u>62</u>
<u>General Officer - Total</u>	<u>431</u>	<u>422</u>	<u>6</u>	<u>3</u>	<u>-</u>
General	14	14	-	-	-
Lieutenant General	36	36	-	-	-
Major General	160	157	2	1	-
Brigadier General	221	215	4	2	-
Colonel	5,489	5,300	168	19	2
Lieutenant Colonel	15,230	11,003	4,172	34	21
Major	23,907	11,679	12,133	88	7
Captain	50,547	23,948	26,435	154	10
First Lieutenant	21,069	5,984	15,038	47	-
Second Lieutenant	14,062	1,371	12,668	1	22
<u>Warrant Officer - Total</u>	<u>2,907</u>	<u>2,187</u>	<u>583</u>	<u>2</u>	<u>135</u>
Chief Warrant Officer, W-4	888	755	94	-	19
Chief Warrant Officer, W-3	1,966	1,390	471	2	103
Chief Warrant Officer, W-2	73	42	18	-	13
Warrant Officer, W-1	-	-	-	-	-

TABLE 108 - USAF MILITARY PERSONNEL BY GRADE IN WHICH SERVING, BY COMPONENT, WORLD-WIDE, AT END OF QUARTER - FY 1964 (CONTINUED)

GRADE IN WHICH SERVING	TOTAL	REGULAR AIR FORCE	AIR FORCE RESERVE	AIR NATIONAL GUARD	U S AIR FORCE
31 MARCH 1964 (Continued)					
<u>Airman and Aviation Cadet - Total</u>	<u>727,760</u>	<u>727,434</u>	<u>265</u>	<u>37</u>	<u>24</u>
Chief Master Sergeant	5,427	5,427	-	-	-
Senior Master Sergeant	10,182	10,182	-	-	-
Master Sergeant	33,066	33,052	10	4	-
Technical Sergeant	66,771	66,736	32	3	-
Staff Sergeant	149,390	149,335	41	11	3
Airman 1st Class	164,685	164,611	58	16	-
Airman 2nd Class	170,501	170,477	11	2	11
Airman 3rd Class	110,970	110,848	112	1	9
Airman Basic	16,444	16,442	1	-	1
Aviation Cadet	324	324	-	-	-
30 JUNE 1964					
<u>WORLD-WIDE - TOTAL (Incl USAFA Cadets)</u>	<u>855,900</u>	<u>a/ 781,550</u>	<u>b/c/ 70,934</u>	<u>361</u>	<u>3,055</u>
USAFA CADET - TOTAL	2,838	-	-	-	2,838
WORLD-WIDE - TOTAL (Excl USAFA Cadets)	853,062	781,550	70,934	361	217
<u>Commissioned and Warrant Officer - Total</u>	<u>133,987</u>	<u>62,685</u>	<u>70,775</u>	<u>333</u>	<u>194</u>
<u>Commissioned Officer - Total</u>	<u>131,179</u>	<u>60,562</u>	<u>b/ 70,219</u>	<u>331</u>	<u>67</u>
<u>General Officer - Total</u>	<u>432</u>	<u>423</u>	<u>6</u>	<u>3</u>	<u>-</u>
General	14	14	-	-	-
Lieutenant General	37	37	-	-	-
Major General	163	160	2	1	-
Brigadier General	218	212	4	2	-
Colonel	5,376	5,200	156	18	2
Lieutenant Colonel	14,712	10,782	3,875	31	24
Major	23,729	11,864	11,774	82	9
Captain	50,657	24,463	26,033	150	11
First Lieutenant	22,119	5,824	16,248	47	-
Second Lieutenant	14,154	2,006	12,127	-	21
<u>Warrant Officer - Total</u>	<u>2,808</u>	<u>2,123</u>	<u>c/ 556</u>	<u>2</u>	<u>127</u>
Chief Warrant Officer, W-4	853	743	92	2	18
Chief Warrant Officer, W-3	1,916	1,358	456	-	100
Chief Warrant Officer, W-2	39	22	8	-	9
Warrant Officer, W-1	-	-	-	-	-
<u>Airman and Aviation Cadet - Total</u>	<u>719,075</u>	<u>a/ 718,865</u>	<u>159</u>	<u>28</u>	<u>23</u>
Chief Master Sergeant	5,902	5,902	-	-	-
Senior Master Sergeant	11,093	11,093	-	-	-
Master Sergeant	32,323	32,301	17	5	-
Technical Sergeant	67,879	67,844	33	2	-
Staff Sergeant	147,158	147,108	38	8	4
Airman 1st Class	163,941	163,876	58	7	-
Airman 2nd Class	170,812	170,789	13	1	9
Airman 3rd Class	101,015	101,000	-	5	10
Airman Basic	18,753	18,753	-	-	-
Aviation Cadet	199	199	-	-	-

a/ Excludes 1,496 airmen. Add as follows: Gr 9 (/6); Gr 8 (/24); Gr 7 (/101); Gr 6 (/143); Gr 5 (/129); Gr 4^a (/181); Gr 3 (/329); Gr 2 (/480); Gr 1 (/103).

b/ Includes 957 pending separations and excludes 396 pending accessions for 30 June 1964. By grade add or subtract as follows: (B.G. (/3); Col (-24); Lt Col (-175); Maj (-258); Capt (/28); 1st Lt (-382); 2nd Lt (/247).

c/ Includes 37 pending separations for 30 June 1964. Deduct 37 from Gr W-3.

Source: Data Applications Division, Data Services Center, Comptroller of the Air Force.

TABLE 109 - USAF REGULAR COMMISSIONED OFFICERS BY GRADE IN WHICH SERVING, BY CONTROL BRANCH, WORLD-WIDE, AT END OF QUARTER - FY 1964

CONTROL BRANCH BY DATE	TOTAL	GENERAL	COLONELS	LIEUTENANT COLONELS	MAJORS	CAP-TAINS	FIRST LIEUTENANTS	SECOND LIEUTENANTS
<u>30 SEPTEMBER (1963) - TOTAL</u> . . .	<u>57,543</u>	<u>418</u>	<u>5,017</u>	<u>11,672</u>	<u>11,691</u>	<u>20,780</u>	<u>6,428</u>	<u>1,537</u>
Nurse Corps	623	-	5	90	148	345	34	1
Chaplain Corps	511	2	28	91	160	230	-	-
Dental Corps	513	1	60	142	131	179	-	-
Medical Corps	1,048	18	184	205	180	460	-	1
Medical Service Corps	768	-	51	155	120	339	100	3
Veterinary Corps	126	-	14	29	33	50	-	-
Medical Specialists Corps	34	-	1	2	14	15	2	-
Women in the Air Force	224	-	1	50	40	100	30	3
Other Air Force Male	53,696	397	4,673	10,908	10,865	19,062	6,262	1,529
<u>31 DECEMBER (1963) - TOTAL</u> . . .	<u>58,842</u>	<u>422</u>	<u>5,171</u>	<u>11,284</u>	<u>11,653</u>	<u>22,833</u>	<u>6,246</u>	<u>1,233</u>
Nurse Corps	608	-	4	90	140	352	21	1
Chaplain Corps	509	2	31	86	165	225	-	-
Dental Corps	510	1	61	137	136	175	-	-
Medical Corps	1,033	17	185	198	181	451	-	1
Medical Service Corps	757	-	52	150	118	370	67	-
Veterinary Corps	126	-	14	29	32	51	-	-
Medical Specialists Corps	34	-	1	2	14	16	1	-
Women in the Air Force	230	-	1	48	40	117	21	3
Other Air Force Male	55,035	402	4,822	10,544	10,827	21,076	6,136	1,228
<u>31 MARCH (1964) - TOTAL</u>	<u>59,707</u>	<u>422</u>	<u>5,300</u>	<u>11,003</u>	<u>11,679</u>	<u>23,948</u>	<u>5,984</u>	<u>1,371</u>
Nurse Corps	614	-	5	87	137	353	32	-
Chaplain Corps	513	2	34	83	165	229	-	-
Dental Corps	523	1	61	133	139	189	-	-
Medical Corps	1,039	16	187	189	195	452	-	-
Medical Service Corps	771	-	55	146	124	386	53	7
Veterinary Corps	124	-	12	27	33	52	-	-
Medical Specialists Corps	36	-	1	2	14	17	2	-
Women in the Air Force	231	-	1	42	40	123	19	6
Other Air Force Male	55,856	403	4,944	10,294	10,832	22,147	5,878	1,358
<u>30 JUNE (1964) - TOTAL</u>	<u>60,562</u>	<u>423</u>	<u>5,200</u>	<u>10,782</u>	<u>11,864</u>	<u>24,463</u>	<u>5,824</u>	<u>2,006</u>
Nurse Corps	719	-	5	85	138	404	87	-
Chaplain Corps	516	1	32	83	169	231	-	-
Dental Corps	550	-	60	132	146	212	-	-
Medical Corps	1,067	18	182	186	198	483	-	-
Medical Service Corps	812	-	52	143	132	401	71	13
Veterinary Corps	130	-	13	26	33	58	-	-
Medical Specialists Corps	42	-	1	2	13	21	5	-
Women in the Air Force	231	-	1	42	37	124	21	6
Other Air Force Male	56,495	404	4,854	10,083	10,998	22,529	5,640	1,987

Source: Data Applications Division, Data Services Center, Comptroller of the Air Force.

TABLE 110 - USAF FEMALE PERSONNEL BY TYPE, BY GRADE IN WHICH SERVING, WORLD-WIDE -
30 JUN 1964

TYPE OF PERSONNEL BY GRADE	TOTAL	WOMEN IN THE AIR FORCE	AIR FORCE NURSE CORPS	MEDICAL SPECIAL- ISTS	TYPE OF PERSONNEL BY GRADE	TOTAL	WOMEN IN THE AIR FORCE	AIR FORCE NURSE CORPS	MEDICAL SPECIAL- ISTS
<u>TOTAL</u>	<u>8,876</u>	<u>5,567</u>	<u>3,126</u>	<u>183</u>					
<u>Officer and Warrant</u>					<u>Airman - Total</u>	<u>4,845</u>	<u>4,845</u>	-	-
<u>Officer - Total</u>	<u>4,031</u>	<u>722</u>	<u>3,126</u>	<u>183</u>	Chief Master Sgt	9	9	-	-
<u>Officer - Total</u>	<u>4,029</u>	<u>720</u>	<u>3,126</u>	<u>183</u>	Senior Master Sergeant	27	27	-	-
Colonel	7	1	5	1	Master Sergeant	151	151	-	-
Lieutenant Colonel	139	45	92	2	Technical Sergeant	243	243	-	-
Major	441	70	349	22	Staff Sergeant	489	489	-	-
Captain	1,534	324	1,140	70	Airman 1st Class	664	664	-	-
First Lieutenant	1,334	123	1,161	50	Airman 2nd Class	1,171	1,171	-	-
Second Lieutenant	574	157	379	38	Airman 3rd Class	1,810	1,810	-	-
<u>Warrant Officer -</u>					Airman Basic	281	281	-	-
<u>Total</u>	<u>2</u>	<u>2</u>	-	-					
WO, W-4	-	-	-	-					
WO, W-3	2	2	-	-					
WO, W-2	-	-	-	-					
WO, W-1	-	-	-	-					

Source: Data Applications Division, Data Services Center, Comptroller of the Air Force.

TABLE III - USAF OFFICERS BY AERONAUTICAL RATING, BY FLYING STATUS, BY GRADE IN WHICH SERVING, WORLD-WIDE, AT END OF QUARTER - FY 1964

AERONAUTICAL RATING AND GRADE	30 SEPTEMBER 1963		31 DECEMBER 1963		31 MARCH 1964		30 JUNE 1964	
	On Flying Status	Not On Flying Status	On Flying Status	Not On Flying Status	On Flying Status	Not On Flying Status	On Flying Status	Not On Flying Status
<u>PILOT - TOTAL</u>	<u>49,955</u>	<u>5,118</u>	<u>49,379</u>	<u>4,935</u>	<u>49,273</u>	<u>4,920</u>	<u>48,944</u>	<u>4,852</u>
General	346	10	354	8	359	5	358	8
Colonel	3,228	236	3,300	261	3,391	271	3,329	271
Lieutenant Colonel	8,595	1,186	8,292	1,139	8,102	1,102	7,865	1,067
Major	11,287	2,233	11,061	2,148	10,951	2,177	10,848	2,177
Captain	20,207	1,332	21,084	1,288	21,337	1,277	21,501	1,246
First Lieutenant	5,698	88	4,745	60	4,603	52	4,664	49
Second Lieutenant	594	-	543	2	530	1	379	-
Warrant Officer	-	33	-	29	-	35	-	34
<u>NAVIGATOR/OBSERVER - TOTAL</u>	<u>19,340</u>	<u>3,116</u>	<u>19,110</u>	<u>3,024</u>	<u>19,164</u>	<u>3,049</u>	<u>19,049</u>	<u>3,037</u>
General	-	3	-	3	-	3	-	3
Colonel	199	94	214	101	219	114	218	113
Lieutenant Colonel	1,567	555	1,503	535	1,479	526	1,428	514
Major	3,366	1,242	3,283	1,202	3,356	1,223	3,339	1,221
Captain	7,996	872	8,475	895	8,716	904	8,730	925
First Lieutenant	5,160	315	4,845	260	4,758	259	4,692	248
Second Lieutenant	1,052	23	790	18	636	11	642	5
Warrant Officer	-	12	-	10	-	9	-	8
<u>FLIGHT SURGEON - TOTAL</u>	<u>552</u>	<u>148</u>	<u>557</u>	<u>148</u>	<u>565</u>	<u>146</u>	<u>519</u>	<u>180</u>
General	17	-	16	-	15	-	17	-
Colonel	182	10	186	7	185	8	173	21
Lieutenant Colonel	153	21	148	20	143	18	138	21
Major	68	20	71	19	77	24	71	29
Captain	132	97	136	100	145	93	120	114
First Lieutenant	-	-	-	2	-	2	-	2
Second Lieutenant	-	-	-	-	-	1	-	-
Warrant Officer	-	-	-	-	-	-	-	-
<u>NON-RATED - TOTAL</u>	<u>3,157</u>	<u>52,593</u>	<u>3,366</u>	<u>52,701</u>	<u>3,655</u>	<u>52,870</u>	<u>4,301</u>	<u>53,105</u>
General	-	51	-	50	-	49	-	46
Colonel	6	1,267	6	1,285	6	1,295	4	1,254
Lieutenant Colonel	45	4,368	52	4,050	50	3,810	44	3,635
Major	92	6,483	105	6,210	100	5,999	90	5,954
Captain	564	16,159	693	17,048	712	17,363	729	17,292
First Lieutenant	276	9,808	262	9,330	266	11,129	359	12,105
Second Lieutenant	2,160	11,469	2,230	11,803	2,510	10,373	3,066	10,062
Warrant Officer	14	2,988	18	2,925	11	2,852	9	2,757

Source: Data Applications Division, Data Services Center, Comptroller of the Air Force

TABLE 112 - USAF OFFICERS BY AERONAUTICAL STATUS, WORLD-WIDE, AT END OF QUARTER - FY 1964

RATING AND DESIGNATION	30 SEPTEMBER 1963		31 DECEMBER 1963		31 MARCH 1964		30 JUNE 1964	
	On Flying Status	Not On Flying Status	On Flying Status	Not On Flying Status	On Flying Status	Not On Flying Status	On Flying Status	Not On Flying Status
<u>TOTAL a/</u>	<u>73,004</u>	<u>60,975</u>	<u>72,412</u>	<u>60,808</u>	<u>72,657</u>	<u>60,985</u>	<u>72,813</u>	<u>61,174</u>
<u>RATED - TOTAL</u>	<u>69,847</u>	<u>8,382</u>	<u>69,046</u>	<u>8,107</u>	<u>69,002</u>	<u>8,115</u>	<u>68,512</u>	<u>8,069</u>
<u>Pilot - Total</u>	<u>49,955</u>	<u>5,118</u>	<u>49,379</u>	<u>4,935</u>	<u>49,273</u>	<u>4,920</u>	<u>48,944</u>	<u>4,852</u>
Command	21,540	967	21,015	929	20,819	915	20,392	926
Senior	12,715	1,296	14,262	1,236	14,677	1,231	15,063	1,190
Pilot	14,700	2,855	14,102	2,770	13,777	2,774	13,489	2,736
<u>Navigator - Total</u>	<u>18,568</u>	<u>1,645</u>	<u>18,363</u>	<u>1,604</u>	<u>18,436</u>	<u>1,639</u>	<u>18,398</u>	<u>1,623</u>
Master	4,249	200	4,139	195	4,107	201	4,025	196
Senior	4,478	282	4,722	277	5,015	278	5,211	283
Navigator	9,841	1,163	9,502	1,132	9,314	1,160	9,162	1,144
<u>Aircraft Observer - Total</u>	<u>772</u>	<u>1,471</u>	<u>747</u>	<u>1,420</u>	<u>728</u>	<u>1,410</u>	<u>651</u>	<u>1,414</u>
Master	134	6	133	4	138	6	129	9
Senior	440	108	435	102	435	103	392	127
Aircraft Observer	198	1,357	179	1,314	155	1,301	130	1,278
<u>Flight Surgeon - Total</u>	<u>552</u>	<u>148</u>	<u>557</u>	<u>148</u>	<u>565</u>	<u>146</u>	<u>519</u>	<u>180</u>
Chief	102	7	96	9	92	6	88	11
Senior	159	6	156	6	166	6	163	8
Flight Surgeon	291	135	305	133	307	134	268	161
<u>NON-RATED - TOTAL</u>	<u>3,157</u>	<u>52,593</u>	<u>3,366</u>	<u>52,701</u>	<u>3,655</u>	<u>52,870</u>	<u>4,301</u>	<u>53,105</u>
<u>Aeronautical Designation - Total</u>	<u>571</u>	<u>959</u>	<u>642</u>	<u>925</u>	<u>690</u>	<u>932</u>	<u>720</u>	<u>932</u>
Flight Medical Officer	353	187	407	165	441	138	468	138
Flight Nurse	218	772	235	760	249	794	252	794
<u>Other - Total</u>	<u>2,586</u>	<u>51,634</u>	<u>2,724</u>	<u>51,776</u>	<u>2,965</u>	<u>51,938</u>	<u>3,581</u>	<u>52,173</u>

a/ Includes Warrant Officers

Source: Data Applications Division, Data Services Center, Comptroller of the Air Force

CONFIDENTIAL

TABLE 113 - USAF OFFICERS BY AERONAUTICAL RATING, BY FLYING STATUS, BY COMMAND, WORLD-WIDE, SEMIANNUALLY - 31 DEC 1963 AND 30 JUN 1964

(Data for the States of Alaska and Hawaii are included in Alaskan Air Command and Pacific Air Forces, respectively.)

COMMAND AND FUNCTIONAL GROUP	TOTAL		PILOTS		NAVIGATORS AND OBSERVERS		OTHER	
	On Flying Status	Not On Flying Status	On Flying Status	Not On Flying Status	On Flying Status	Not On Flying Status	On Flying Status	Not On Flying Status
31 DECEMBER 1963								
TOTAL	72,412	60,808	49,379	4,935	19,110	3,024	3,923	52,849
PERMANENT PARTY - TOTAL	66,205	55,311	47,102	4,727	17,584	2,895	1,519	47,689
CONTINENTAL US - TOTAL	55,095	43,288	38,448	3,712	15,581	2,305	1,066	37,271
Aeronautical Chart and Information Center	31	44	22	-	9	3	-	41
Air Defense Command	5,358	6,202	4,147	503	1,131	292	80	5,407
Air Force Accounting and Finance Center	11	37	10	3	1	6	-	28
Air Force Communications Service	363	924	302	87	61	47	-	790
Air Force Logistics Command	968	2,128	797	140	132	83	39	1,905
Air Force Systems Command	3,732	5,287	2,870	393	651	223	211	4,671
Air Training Command	4,163	4,336	3,319	315	760	180	84	3,841
Air University	1,025	965	838	107	160	50	27	808
Continental Air Command	433	442	373	62	55	37	5	343
Headquarters Command, USAF	2,088	3,604	1,793	374	248	204	47	3,026
Headquarters US Air Force	1,569	1,138	1,384	168	147	83	38	887
Military Air Transport Service	6,584	3,134	4,339	237	2,088	123	157	2,774
Office of Aerospace Research	92	172	66	6	25	7	1	159
Strategic Air Command	22,464	10,924	13,013	976	9,217	767	234	9,181
Tactical Air Command	5,748	2,971	4,821	261	794	140	133	2,570
USAF Academy	333	346	257	33	68	23	8	290
USAF Security Service	133	634	97	47	34	37	2	550
OVERSEA - TOTAL	11,110	12,023	8,654	1,015	2,003	590	453	10,418
Aeronautical Chart and Information Center	5	8	3	1	2	-	-	7
Air Force Communications Center	325	897	271	78	54	46	-	773
Air Force Logistics Command	89	141	77	10	12	12	-	119
Air Force Systems Command	57	18	43	2	13	-	1	16
Alaskan Air Command	382	610	314	51	53	36	15	523
Headquarters Command, USAF	427	523	372	77	52	30	3	416
Military Air Transport Service	1,498	863	1,104	74	347	37	47	752
Office of Aerospace Research	14	19	10	1	3	1	1	17
Pacific Air Forces	3,105	2,756	2,516	231	501	129	88	2,396
Strategic Air Command	1,059	1,176	707	129	307	86	45	961
US Air Forces, Europe	3,818	4,163	2,956	299	619	184	243	3,680
USAF Security Service	150	736	112	47	33	26	5	663
US Air Forces Southern Command	181	113	169	15	7	3	5	95
PIPELINE - TOTAL	6,207	5,497	2,277	208	1,526	129	2,404	5,160

CONFIDENTIAL

DOWNGRADED AT 3 YEAR INTERVALS;
DECLASSIFIED AFTER 12 YEARS.
DOD DIR. 5200.10

CONFIDENTIAL

TABLE 113 - USAF OFFICERS BY AERONAUTICAL RATING, BY FLYING STATUS, BY COMMAND, WORLD-WIDE SEMIANNUALLY - 31 DEC 1963 AND 30 JUN 1964 (CONTINUED)

COMMAND AND FUNCTIONAL GROUP	TOTAL		PILOTS		NAVIGATORS AND OBSERVERS		OTHER	
	On Flying Status	Not On Flying Status	On Flying Status	Not On Flying Status	On Flying Status	Not On Flying Status	On Flying Status	Not On Flying Status
	30 JUNE 1964							
TOTAL	<u>72,813</u>	<u>61,174</u>	<u>48,944</u>	<u>4,852</u>	<u>19,049</u>	<u>3,037</u>	<u>4,820</u>	<u>53,285</u>
PERMANENT PARTY - TOTAL	<u>65,962</u>	<u>56,306</u>	<u>46,902</u>	<u>4,665</u>	<u>17,606</u>	<u>2,911</u>	<u>1,454</u>	<u>48,730</u>
CONTINENTAL US - TOTAL	<u>54,688</u>	<u>43,949</u>	<u>38,043</u>	<u>3,656</u>	<u>15,549</u>	<u>2,295</u>	<u>1,096</u>	<u>37,998</u>
Aeronautical Chart and Information Center	26	41	18	1	8	3	-	37
Air Defense Command	5,266	6,238	3,989	480	1,189	274	88	5,484
Air Force Accounting and Finance Center	13	34	12	2	1	7	-	25
Air Force Communications Service	331	967	278	86	53	50	-	831
Air Force Logistics Command	943	2,194	776	131	131	89	36	1,974
Air Force Systems Command	3,823	5,451	2,910	378	699	227	214	4,846
Air Training Command	4,208	4,373	3,408	308	717	184	83	3,881
Air University	1,117	1,000	881	115	212	56	24	829
Continental Air Command	419	400	361	60	53	27	5	313
Headquarters Command, USAF	2,084	3,786	1,760	378	277	216	47	3,192
Headquarters US Air Force	1,617	1,156	1,412	173	164	91	41	892
Military Air Transport Service	6,488	2,962	4,402	220	1,942	109	144	2,633
Office of Aerospace Research	89	174	65	6	23	7	1	161
Strategic Air Command	21,863	11,177	12,432	994	9,159	766	272	9,417
Tactical Air Command	5,945	2,996	4,990	250	823	133	132	2,613
USAF Academy	327	355	256	36	64	26	7	293
USAF Security Service	129	645	93	38	34	30	2	577
OVERSEA - TOTAL	<u>11,274</u>	<u>12,357</u>	<u>8,859</u>	<u>1,009</u>	<u>2,057</u>	<u>616</u>	<u>358</u>	<u>10,732</u>
Aeronautical Chart and Information Center	5	8	3	1	2	-	-	7
Air Force Communications Service	323	929	255	73	68	49	-	807
Air Force Logistics Command	80	143	67	10	13	10	-	123
Air Force Systems Command	55	22	41	3	13	-	1	19
Alaskan Air Command	408	673	339	55	49	34	20	584
Headquarters Command, USAF	623	588	540	83	81	39	2	466
Military Air Transport Service	1,596	903	1,178	75	368	41	50	787
Office of Aerospace Research	16	24	12	1	3	1	1	22
Pacific Air Forces	3,107	2,823	2,537	231	481	153	89	2,439
Strategic Air Command	1,027	1,047	683	108	306	77	38	862
Tactical Air Command	102	12	74	-	28	2	-	10
US Air Forces, Europe	3,601	4,279	2,851	305	601	178	149	3,796
USAF Security Service	140	780	101	52	35	29	4	699
US Air Forces Southern Command	191	126	178	12	9	3	4	111
PIPELINE - TOTAL	<u>6,851</u>	<u>4,868</u>	<u>2,042</u>	<u>187</u>	<u>1,443</u>	<u>126</u>	<u>3,366</u>	<u>4,555</u>

Source: Data Applications Division, Data Services Center, Comptroller of the Air Force

CONFIDENTIAL

DOWNGRADED AT 3 YEAR INTERVALS;
DECLASSIFIED AFTER 12 YEARS.
DOD DIR. 5200.10

TABLE 114 - USAF OFFICERS ON FLYING STATUS BY AERONAUTICAL RATING, BY AGE, WORLD-WIDE, SEMIANNUALLY - 31 DEC 1963 AND 30 JUN 1964

("Other" referenced below includes Flight Surgeons; table includes general officers.)

AGE GROUP	31 DECEMBER 1963				30 JUNE 1964			
	Total	Pilots	Navigators And Observers	Other	Total	Pilots	Navigators And Observers	Other
<u>TOTAL</u>	<u>72,412</u>	<u>49,379</u>	<u>19,110</u>	<u>3,923</u>	<u>72,813</u>	<u>48,944</u>	<u>19,049</u>	<u>4,820</u>
<u>20 Through 24 - Total</u> . . .	<u>6,062</u>	<u>1,590</u>	<u>2,464</u>	<u>2,008</u>	<u>6,518</u>	<u>1,501</u>	<u>2,251</u>	<u>2,766</u>
20	2	-	-	2	7	-	2	5
21	89	5	23	61	97	1	43	53
22	1,027	120	236	671	912	19	141	752
23	2,172	441	925	806	2,522	418	781	1,323
24	2,772	1,024	1,280	468	2,980	1,063	1,284	633
<u>25 Through 29 - Total</u> . . .	<u>15,391</u>	<u>8,864</u>	<u>5,625</u>	<u>902</u>	<u>14,818</u>	<u>8,269</u>	<u>5,469</u>	<u>1,080</u>
25	2,814	1,350	1,242	222	2,893	1,325	1,246	322
26	2,882	1,489	1,183	210	2,950	1,494	1,215	241
27	2,668	1,517	950	201	2,754	1,507	1,016	231
28	3,067	1,901	1,014	152	2,737	1,660	909	168
29	3,960	2,607	1,236	117	3,484	2,283	1,083	118
<u>30 Through 34 - Total</u> . . .	<u>17,354</u>	<u>12,285</u>	<u>4,768</u>	<u>301</u>	<u>17,952</u>	<u>12,649</u>	<u>5,020</u>	<u>283</u>
30	4,207	2,848	1,301	58	4,110	2,763	1,280	67
31	3,976	2,779	1,142	55	4,192	2,867	1,277	48
32	3,398	2,442	893	63	3,575	2,563	958	54
33	3,118	2,288	769	61	3,241	2,363	820	58
34	2,655	1,928	663	64	2,834	2,093	685	56
<u>35 Through 39 - Total</u> . . .	<u>9,496</u>	<u>7,303</u>	<u>2,003</u>	<u>190</u>	<u>9,134</u>	<u>6,925</u>	<u>2,023</u>	<u>186</u>
35	2,092	1,561	486	45	2,483	1,806	625	52
36	1,159	887	241	31	1,515	1,147	325	43
37	1,142	888	220	34	1,145	889	226	30
38	2,215	1,661	521	33	1,466	1,125	316	25
39	2,888	2,306	535	47	2,525	1,958	531	36
<u>40 Through 44 - Total</u> . . .	<u>16,620</u>	<u>13,486</u>	<u>2,898</u>	<u>236</u>	<u>16,189</u>	<u>13,141</u>	<u>2,818</u>	<u>230</u>
40	3,209	2,527	636	46	3,089	2,486	555	48
41	3,326	2,692	573	61	3,112	2,469	586	57
42	3,821	3,113	658	50	3,491	2,862	581	48
43	3,478	2,872	558	48	3,435	2,791	594	50
44	2,786	2,282	473	31	3,062	2,533	502	27
<u>45 Through 49 - Total</u> . . .	<u>6,932</u>	<u>5,449</u>	<u>1,332</u>	<u>151</u>	<u>7,583</u>	<u>6,004</u>	<u>1,435</u>	<u>144</u>
45	2,476	1,974	469	33	2,453	1,972	448	33
46	1,933	1,494	399	40	2,085	1,676	371	38
47	1,354	1,046	284	24	1,530	1,149	357	24
48	861	681	152	28	1,012	798	189	25
49	308	254	28	26	503	409	70	24
<u>50 Through 54 - Total</u> . . .	<u>464</u>	<u>346</u>	<u>19</u>	<u>99</u>	<u>522</u>	<u>394</u>	<u>32</u>	<u>96</u>
50	167	126	10	31	211	160	21	30
51	100	75	5	20	121	95	7	19
52	86	68	-	18	79	60	2	17
53	61	42	2	17	55	44	-	11
54	50	35	2	13	56	35	2	19
<u>55 Through 59 - Total</u> . . .	<u>93</u>	<u>56</u>	<u>1</u>	<u>36</u>	<u>93</u>	<u>60</u>	<u>-</u>	<u>33</u>
55	38	27	-	11	33	25	-	8
56	17	9	-	8	26	16	-	10
57	16	9	1	6	15	6	-	9
58	13	8	-	5	8	6	-	2
59	9	3	-	6	11	7	-	4
<u>60 and Older - Total</u>	<u>-</u>	<u>-</u>	<u>-</u>	<u>-</u>	<u>4</u>	<u>1</u>	<u>1</u>	<u>2</u>

Source: Data Applications Division, Data Services Center, Comptroller of the Air Force

CONFIDENTIAL

TABLE 115 - AUTHORIZED AND ASSIGNED USAF OFFICERS BY OCCUPATIONAL FIELD BASED ON DUTY SPECIALTY, WORLD-WIDE, SEMIANNUALLY - 31 DEC 1963 AND 30 JUN 1964

OCCUPATIONAL FIELD	AUTHORIZED	ASSIGNED			
		Total	Permanent Party	Pipeline	
				Students	Patients
31 DECEMBER 1963					
TOTAL	<u>123,281</u>	<u>128,103</u>	<u>120,045</u>	<u>8,049</u>	<u>9</u>
Commander and Director	4,067	4,167	4,079	88	-
Pilot and Navigator Observer	45,429	45,102	43,590	1,511	1
Aircraft Control	624	639	623	15	1
Weapons Director	3,284	3,717	3,586	131	-
Missile Operations	3,919	3,710	3,624	86	-
Safety	930	877	866	11	-
Weather	2,137	2,239	1,846	393	-
Scientific	1,114	1,249	1,014	235	-
Research and Development	1,966	2,160	1,939	221	-
Development Engineering	3,602	3,952	3,281	671	-
Communications Electronics	5,429	6,248	5,280	968	-
Missile	951	1,121	1,019	102	-
Avionics/Munitions	2,422	2,466	2,151	315	-
Aircraft Maintenance	4,170	4,711	3,674	1,036	1
Motor Vehicle Maintenance	208	227	212	15	-
Civil Engineering	1,995	2,267	1,966	301	-
Cartography	217	249	220	29	-
Transportation	1,080	1,189	1,150	38	1
Logistics	574	538	495	43	-
Supply	4,926	5,308	5,136	172	-
Procurement Management	1,575	1,766	1,659	107	-
Financial	1,678	1,602	1,557	45	-
Statistical	1,320	1,234	1,170	64	-
Administrative Services	4,514	4,464	4,402	62	-
Photographic	154	179	171	8	-
Information	800	909	898	11	-
Personnel	3,438	3,597	3,516	80	1
Manpower Management	654	672	654	18	-
Education and Training	2,508	2,610	2,491	119	-
Air Police	1,092	1,060	1,047	13	-
Intelligence	2,768	3,030	2,746	284	-
Special Investigations	889	880	854	26	-
Legal	1,191	1,269	1,255	14	-
Chaplain	1,126	1,119	1,109	10	-
Medical	10,530	11,576	10,765	807	4
All Other - Total	<u>12,330</u>	<u>5,117</u>	<u>1,594</u>	<u>3,523</u>	-
General Officer - Total	676	652	652	-	-
General Officer	676	431	431	-	-
Colonels with General's AFSCs	-	221	221	-	-
Reporting Codes - Total	<u>145</u>	<u>3,911</u>	<u>388</u>	<u>3,523</u>	-
Pilot Trainees	-	2,399	41	2,358	-
Unclassified	-	414	179	235	-
Navigator Trainees	-	870	-	870	-
Air Attache	145	228	168	60	-
Pipeline - Total	<u>10,188</u>	a/ -	a/ -	a/ -	a/ -
Students	10,015	-	-	-	-
Patients	173	-	-	-	-

CONFIDENTIAL

DOWNGRADED AT 3 YEAR INTERVALS;
 DECLASSIFIED AFTER 12 YEARS.
 EOD DIR. 5200.16

CONFIDENTIAL

TABLE 115 - AUTHORIZED AND ASSIGNED USAF OFFICERS BY OCCUPATIONAL FIELD BASED ON DUTY SPECIALTY, WORLD-WIDE, SEMIANNUALLY - 31 DEC 1963 AND 30 JUN 1964 (CONTINUED)

OCCUPATIONAL FIELD	AUTHORIZED	ASSIGNED			
		Total	Permanent Party	Pipeline	
				Students	Patients
31 DECEMBER 1963 (Continued)					
<u>Non-Chargeables - Total</u>	<u>547</u>	<u>554</u>	<u>554</u>	-	-
<u>Unallotted Officer - Total</u>	<u>884</u>	-	-	-	-
30 June 1964					
<u>TOTAL</u>	<u>124,662</u>	<u>127,296</u>	<u>119,620</u>	<u>7,666</u>	<u>7</u>
Commander and Director	3,970	4,107	4,035	70	2
Pilot and Navigator Observer	43,444	44,208	42,826	1,382	-
Aircraft Control	604	631	626	5	-
Weapons Director	3,283	3,597	3,502	95	-
Missile Operations	4,026	4,026	3,972	54	-
Safety	928	907	897	9	1
Weather	2,011	2,281	1,802	479	-
Scientific	1,062	1,306	1,066	240	-
Research and Development Management	1,927	2,025	1,767	258	-
Development Engineering	3,717	4,371	3,729	642	-
Communications-Electronics	5,341	6,101	5,137	964	-
Missile	983	1,011	919	92	-
Avonics/Munitions	2,331	2,512	2,140	372	-
Aircraft Maintenance	4,578	4,837	4,049	788	-
Motor Vehicle Maintenance	195	221	210	11	-
Civil Engineering	2,003	2,226	1,953	273	-
Cartography	213	239	208	31	-
Transportation	1,088	1,199	1,170	29	-
Logistics	614	555	513	42	-
Supply	4,841	5,174	5,049	123	2
Procurement Management	1,650	1,794	1,714	80	-
Financial	1,706	1,622	1,580	42	-
Statistical	1,328	1,280	1,219	61	-
Administrative Services	4,466	4,347	4,296	50	1
Photographic	164	171	164	7	-
Information	810	865	854	11	-
Personnel	3,307	3,405	3,342	63	-
Manpower Management	752	779	722	57	-
Education and Training	2,453	2,678	2,550	128	-
Air Police	1,078	1,021	1,012	9	-
Intelligence	2,702	3,154	2,801	350	-
Special Investigations	873	893	876	17	-
Legal	1,185	1,237	1,225	12	-
Chaplain	1,112	1,110	1,099	11	-
Medical	13,917	11,406	10,596	809	1
<u>All Other - Total</u>	<u>12,520</u>	<u>6,562</u>	<u>2,652</u>	<u>4,038</u>	<u>4</u>
<u>General Officer - Total</u>	<u>723</u>	<u>716</u>	<u>716</u>	-	-
General Officer	432	423	423	-	-
Colonels with General's APSCs	291	293	293	-	-

CONFIDENTIAL

DOWNGRADED AT 3 YEAR INTERVALS;
DECLASSIFIED AFTER 12 YEARS.
DOD DIR. 5200.10

CONFIDENTIAL

TABLE 115 - AUTHORIZED AND ASSIGNED USAF OFFICERS BY OCCUPATIONAL FIELD BASED ON DUTY SPECIALTY, WORLD-WIDE, SEMIANNUALLY - 31 DEC 1963 AND 30 JUN 1964 (CONTINUED)

1

OCCUPATIONAL FIELD	AUTHORIZED	ASSIGNED			
		Total	Permanent Party	Pipeline	
				Students	Patients
30 JUNE 1964 (Continued)					
<u>Reporting Codes - Total</u>	<u>147</u>	<u>4,224</u>	<u>314</u>	<u>4,038</u>	<u>4</u>
Pilot Trainees	-	2,896	61	2,835	-
Unclassified	-	102	82	16	4
Navigator Trainees	-	1,000	11	989	-
Air Attache	147	226	160	66	-
<u>Pipeline - Total</u>	<u>10,557</u>	a/ -	a/ -	a/ -	a/ -
Students	10,384	-	-	-	-
Patients	173	-	-	-	-
<u>Unallotted Officer - Total</u>	<u>1,093</u>	<u>986</u>	<u>986</u>	-	-
<u>Non-Chargeables - Total</u>	-	636	636	-	-

a/ Included in assigned strength by career field.

Source: Data Applications Division, Data Services Center, Comptroller of the Air Force.

CONFIDENTIAL

DOWNGRADED AT 3 YEAR INTERVALS;
 DECLASSIFIED AFTER 12 YEARS.
 DOD DIR. 5200.10

CONFIDENTIAL

TABLE 116 - AUTHORIZED AND ASSIGNED PERMANENT PARTY AIRMEN BY CONTROL AF SPECIALTY WITHIN CAREER FIELD, BY SKILL LEVEL, WORLD-WIDE, SEMIANNUALLY - 31 DEC 1963 AND 30 JUN 1964

DATE, CATEGORY, AND CAREER FIELD	TOTAL		SKILL LEVEL STATUS									
			Unskilled (1)		Semi-Skilled (3)		Skilled (5)		Advanced (7)		Superintendent (9)	
	Author-ized	As-sig-ned	Author-ized	As-sig-ned	Author-ized	As-sig-ned	Author-ized	As-sig-ned	Author-ized	As-sig-ned	Author-ized	As-sig-ned
<u>31 DECEMBER 1963 - TOTAL</u>	<u>655,710</u>	<u>671,248</u>	<u>133</u>	<u>624</u>	<u>162,118</u>	<u>136,624</u>	<u>348,232</u>	<u>424,254</u>	<u>122,768</u>	<u>92,309</u>	<u>22,459</u>	<u>17,437</u>
HIGHLY TECHNICAL - TOTAL	305,051	319,267	-	58	51,811	56,906	164,692	199,203	73,232	50,998	15,316	12,102
First Sergeant	2,420	2,155	-	-	-	-	-	-	-	-	2,420	2,155
Intelligence	8,818	9,241	-	1	1,455	2,341	5,390	5,351	1,718	1,348	255	200
Weather	4,918	5,063	-	-	1,029	848	2,434	3,197	1,221	820	234	198
Air Traffic Control and Warning	23,786	25,307	-	15	4,356	5,217	12,050	14,697	6,374	4,493	1,006	885
Communications Operations	30,646	33,645	-	2	6,994	5,980	18,640	23,713	4,165	3,262	847	688
Communications-Electronics Systems	49,077	55,932	-	14	5,936	11,583	29,140	36,257	11,917	6,472	2,084	1,606
Missile Electronic Maintenance	8,813	9,361	-	-	1,204	1,698	3,941	5,625	3,053	1,631	615	407
Armament Systems Maintenance and Operator	18,298	18,658	-	-	3,599	4,129	7,828	10,473	5,835	3,322	1,036	734
Nuclear Weapons	2,910	2,995	-	-	450	139	1,531	2,163	732	545	197	148
Training Devices	3,041	2,953	-	1	262	593	1,968	1,810	721	481	90	68
Aircraft Accessory Maintenance	29,980	30,204	-	8	5,017	4,626	18,063	21,287	6,341	3,915	559	368
Aircraft Maintenance	101,497	102,157	-	10	16,024	15,324	55,028	62,298	25,244	20,519	5,201	4,006
Missile Maintenance	5,328	5,905	-	1	895	746	2,441	3,812	1,666	1,184	326	162
Munitions and Weapons Maintenance	11,458	11,830	-	-	2,960	1,633	5,814	8,135	2,372	1,701	312	361
Education and Training	4,061	3,861	-	6	1,630	2,049	424	385	1,873	1,305	134	116
TECHNICAL - TOTAL	132,943	136,203	22	192	29,048	29,938	75,016	81,527	24,644	21,329	4,213	3,217
Photomapping	4,229	4,359	1	10	479	1,001	3,074	2,795	632	516	43	37
Safety	706	702	-	-	19	125	195	290	466	263	26	24
Wire Maintenance	8,667	9,400	2	2	1,492	1,866	5,489	6,360	1,460	1,024	224	148
Intricate Equipment Maintenance	1,776	1,919	-	1	333	236	1,070	1,389	354	275	19	18
Metal Working	7,483	7,473	-	7	1,640	1,183	4,610	5,138	1,033	985	200	160
Procurement	1,381	1,261	-	-	286	211	537	611	478	382	80	57
Accounting and Finance, and Auditing	7,042	6,804	3	4	1,542	1,380	3,649	3,915	1,551	1,272	297	233
Statistical, Analysis Data Processing and Programming	8,749	8,380	-	4	1,722	2,080	4,379	4,496	2,225	1,517	423	283
Administrative	45,750	48,153	14	136	10,249	12,016	28,408	29,159	6,080	6,062	999	780
Information	1,562	1,542	-	2	393	577	568	575	546	342	55	46
Personnel	17,355	17,885	2	10	2,680	3,923	8,901	8,664	4,693	4,450	1,079	838
Special Investigations	984	1,011	-	-	281	506	-	-	636	468	67	37
Medical	20,970	21,089	-	11	6,093	3,553	10,745	14,144	3,562	2,926	570	455
Aircrew Protection	3,150	3,059	-	3	955	767	1,622	1,791	504	446	69	52
Dental	3,139	3,166	-	2	884	514	1,769	2,200	424	401	62	49

DOWNGRADED AT 3 YEAR INTERVALS:
 DECLASSIFIED AFTER 12 YEARS.
 DOD DIR. 5200.10

CONFIDENTIAL

TABLE 116 - AUTHORIZED AND ASSIGNED PERMANENT PARTY AIRMEN BY CONTROL AF SPECIALTY WITHIN CAREER FIELD, BY SKILL LEVEL, WORLD-WIDE, SEMIANNUALLY - 31 DEC 1963 AND 30 JUN 1964 (CONTINUED)

DATE, CATEGORY, AND CAREER FIELD	TOTAL		SKILL LEVEL STATUS									
			Unskilled (1)		Semi-Skilled (3)		Skilled (5)		Advanced (7)		Superintendent (9)	
	Author-ized	As-signed	Author-ized	As-signed	Author-ized	As-signed	Author-ized	As-signed	Author-ized	As-signed	Author-ized	As-signed
SEMI-TECHNICAL - TOTAL	<u>217,716</u>	<u>215,778</u>	<u>111</u>	<u>374</u>	<u>81,259</u>	<u>49,780</u>	<u>108,524</u>	<u>143,524</u>	<u>24,892</u>	<u>19,982</u>	<u>2,930</u>	<u>2,118</u>
Photographic	3,729	3,584	1	9	1,243	1,015	1,803	2,032	625	491	57	37
Motor Vehicle Maintenance	8,880	8,991	3	13	2,409	1,280	5,284	6,751	1,019	815	165	132
Facilities	14,647	16,564	-	6	3,483	3,705	8,967	11,426	2,096	1,356	101	71
Construction	13,782	13,446	6	68	5,986	4,289	6,565	8,147	1,064	792	161	150
Utilities	7,167	7,177	3	25	3,172	2,171	3,081	4,402	775	501	136	78
Fire Protection	10,507	10,591	2	4	3,794	1,862	5,881	7,977	741	670	89	78
Fabric, Leather, and Rubber	2,555	2,629	-	-	675	312	1,566	2,045	301	260	13	12
Marine	195	227	-	-	12	22	120	136	60	66	3	3
Transportation	25,567	25,783	8	62	9,931	6,439	12,829	17,256	2,516	1,829	283	197
Food Service	19,158	17,979	16	55	7,538	4,308	9,330	11,652	2,014	1,785	260	179
Supply	61,752	60,164	25	83	19,300	10,506	31,078	40,436	9,993	8,188	1,356	951
Printing	1,329	1,355	-	9	295	356	837	806	180	172	17	12
Special Services	2,632	2,794	4	20	930	809	1,292	1,635	383	315	23	15
Band	1,723	1,675	-	-	716	452	692	941	288	259	27	23
Air Police	44,093	42,819	43	20	21,775	12,254	19,199	27,882	2,837	2,483	239	180
 30 JUNE 1964 - TOTAL	 <u>653,779</u>	 <u>667,429</u>	 <u>91</u>	 <u>545</u>	 <u>160,900</u>	 <u>130,165</u>	 <u>346,189</u>	 <u>426,332</u>	 <u>124,047</u>	 <u>92,062</u>	 <u>22,552</u>	 <u>18,325</u>
HIGHLY TECHNICAL - TOTAL	<u>304,417</u>	<u>319,947</u>	<u>5</u>	<u>58</u>	<u>51,610</u>	<u>57,030</u>	<u>163,088</u>	<u>199,389</u>	<u>74,312</u>	<u>50,917</u>	<u>15,402</u>	<u>12,553</u>
First Sergeant	2,432	2,149	-	-	-	-	-	-	-	-	2,432	2,149
Intelligence	8,890	9,481	-	-	1,622	2,403	5,288	5,513	1,721	1,350	259	215
Weather	4,981	4,960	-	1	975	910	2,445	3,027	1,292	820	269	202
Air Traffic Control and Warning	23,585	24,378	-	19	4,321	4,463	11,872	14,501	6,440	4,519	997	876
Communications Operations	30,340	32,297	-	2	6,405	5,417	18,828	22,788	4,252	3,392	855	698
Communications-Electronics Systems	48,443	55,441	1	13	5,260	9,052	28,956	38,017	12,156	6,679	2,070	1,680
Missile Electronic Maintenance	8,826	9,495	3	1	1,269	1,788	3,949	5,488	2,953	1,774	652	444
Armament Systems Maintenance and Operator	18,350	18,816	-	2	3,468	3,982	7,942	10,661	5,964	3,390	976	781
Nuclear Weapons	2,982	3,044	-	-	401	286	1,631	2,065	752	538	198	155
Training Devices	3,110	3,055	-	1	260	582	1,980	1,915	781	482	89	75
Aircraft Accessory Maintenance	29,937	30,519	-	6	5,207	4,700	17,853	21,533	6,335	3,874	542	406
Aircraft Maintenance	101,374	104,174	1	4	16,899	18,258	53,628	61,814	25,575	19,882	5,271	4,216
Missile Maintenance	5,354	5,772	-	-	827	769	2,543	3,647	1,643	1,158	341	198
Munitions and Weapons Maintenance	11,688	12,274	-	-	3,004	2,205	5,831	8,028	2,540	1,709	313	332
Education and Training	4,125	4,092	-	9	1,692	2,215	387	392	1,908	1,350	138	126

DOWNGRADED AT 3 YEAR INTERVALS;
 DECLASSIFIED AFTER 12 YEARS.
 LOD DIR. 5000.10

CONFIDENTIAL

TABLE 116 - AUTHORIZED AND ASSIGNED PERMANENT PARTY AIRMEN BY CONTROL AF SPECIALTY WITHIN CAREER FIELD, BY SKILL LEVEL, WORLD-WIDE, SEMIANNUALLY - 31 DEC 1963 AND 30 JUN 1964 (CONTINUED)

DATE, CATEGORY, AND CAREER FIELD	TOTAL		SKILL LEVEL STATUS									
			Unskilled (1)		Semi-Skilled (3)		Skilled (5)		Advanced (7)		Superintendent (9)	
	Author-ized	As-signed	Author-ized	As-signed	Author-ized	As-signed	Author-ized	As-signed	Author-ized	As-signed	Author-ized	As-signed
TECHNICAL - TOTAL	132,421	134,605	12	173	28,209	27,872	75,076	81,776	24,905	21,302	4,219	3,482
Photomapping	4,310	4,364	-	-	476	1,071	3,144	2,730	647	520	43	43
Safety	699	718	-	-	26	89	189	323	457	280	27	26
Wire Maintenance	8,485	9,216	-	4	1,482	1,376	5,332	6,636	1,437	1,048	234	152
Intricate Equipment Maintenance	1,787	1,846	-	1	285	229	1,110	1,327	372	271	20	18
Metal Working	7,345	7,363	-	6	1,585	1,133	4,537	5,087	1,054	966	169	171
Procurement	1,374	1,257	-	-	314	169	503	640	476	385	81	63
Accounting and Finance, and Auditing	6,951	6,665	4	2	1,298	1,433	3,775	3,746	1,583	1,247	291	237
Statistical, Analysis Data Processing, and Programming	8,755	8,639	-	2	1,666	1,929	4,372	4,855	2,283	1,533	434	320
Administrative	45,564	46,407	7	129	9,926	10,536	28,455	28,806	6,158	6,089	1,018	847
Information	1,546	1,513	-	1	408	591	545	539	537	336	56	46
Personnel	17,313	17,675	-	15	2,587	3,810	8,944	8,551	4,707	4,377	1,075	922
Special Investigations	969	1,172	-	-	275	671	-	-	628	450	66	51
Medical	21,033	21,387	1	10	6,046	3,495	10,792	14,452	3,624	2,952	570	478
Aircrew Protection	3,141	3,190	-	1	981	879	1,567	1,817	519	438	74	55
Dental	3,149	3,193	-	2	854	461	1,811	2,267	423	410	61	53
SEMI-TECHNICAL - TOTAL	216,941	212,877	74	314	81,081	45,263	108,025	145,167	24,830	19,843	2,931	2,290
Photographic	3,770	3,564	-	-	1,260	1,055	1,805	1,999	648	471	57	39
Motor Vehicle Maintenance	8,959	8,404	2	18	2,585	1,341	5,257	6,131	953	783	162	131
Facilities	14,984	16,358	-	1	3,493	2,876	9,320	11,973	2,071	1,437	100	71
Construction	13,749	12,954	11	34	5,972	3,138	6,593	8,849	1,019	789	154	144
Utilities	7,223	6,923	4	17	3,240	1,905	3,055	4,400	787	503	137	98
Fire Protection	10,206	9,887	-	5	3,595	1,463	5,820	7,683	704	658	87	78
Fabric, Leather, and Rubber	2,480	2,561	-	-	662	264	1,513	2,029	301	256	4	12
Marine	186	213	-	-	11	16	116	130	56	63	3	4
Transportation	25,572	25,938	7	57	10,029	5,418	12,729	18,368	2,523	1,881	284	214
Food Services	19,126	18,128	9	72	7,471	4,549	9,404	11,567	1,968	1,740	274	200
Supply	60,742	59,728	16	64	18,998	11,276	30,391	39,349	9,965	7,995	1,372	1,044
Printing	1,325	1,314	-	7	289	316	844	810	176	169	16	12
Special Services	2,683	2,707	2	23	988	787	1,272	1,564	400	315	21	18
Band	1,680	1,669	-	-	623	388	693	977	337	278	27	26
Air Police	44,256	42,529	23	16	21,865	10,471	19,213	29,338	2,922	2,505	233	199

Source: Data Applications Division, Data Services Center, Comptroller of the Air Force.

CONFIDENTIAL

DOWNGRADED AT 3 YEAR INTERVALS;
DECLASSIFIED AFTER 12 YEARS.
DOD DIR. 5200.10

TABLE 117 -- REGULAR USAF OFFICERS SELECTED FOR PERMANENT PROMOTIONS, WORLD-WIDE -- FY 1964

(All data reflect officers selected for promotion. The actual number promoted would be somewhat less, due to deaths, resignations, retirements, etc. The date indicated is that of the Selection Board reports and does not necessarily reflect the date of the actual promotions. Selections, with the exception of Lieutenants, are made annually by Headquarters, USAF Selection Boards. Second Lieutenants are promoted in accordance with Section 8298, Title 10, USC, and AFR 36-11, dated 9 August 1963.)

GRADE TO WHICH PROMOTED	OFFICERS SELECTED	GRADE TO WHICH PROMOTED	OFFICERS SELECTED	GRADE TO WHICH PROMOTED	OFFICERS SELECTED
<u>TOTAL</u>	<u>10,980</u>	<u>Lieutenant Colonel - Total</u>	<u>2,549</u>	<u>Captain - Total</u>	<u>2,540</u>
LINE - TOTAL	10,432	Line	2,399	Line	2,400
OTHER THAN LINE - TOTAL	548	Other Than Line	150	Other Than Line	140
<u>Colonel - Total</u>	<u>679</u>	<u>Major - Total</u>	<u>2,544</u>	<u>First Lieutenant - Total</u>	<u>2,668</u>
Line	626	Line	2,349	Line	2,658
Other Than Line	53	Other Than Line	195	Other Than Line	10

Source: Promotions Branch, Promotions and Separations Division, Directorate of Military Personnel

TABLE 118 -- TEMPORARY PROMOTIONS OF USAF OFFICERS TO GENERAL OFFICERS BY GRADE TO WHICH PROMOTED, WORLD-WIDE -- FY 1964

(Table below indicates the number of actual promotions by quarter in which promoted for the periods covered. Temporary promotions covered both regular and nonregular officers.)

QUARTER	TOTAL	GENERAL	LIEUTENANT GENERAL	MAJOR GENERAL	BRIGADIER GENERAL
<u>TOTAL</u>	<u>90</u>	<u>3</u>	<u>10</u>	<u>30</u>	<u>47</u>
First Quarter (1 July 1963 through 30 Sep 1963)	41	3	5	13	20
Second Quarter	13	-	-	4	9
Third Quarter (1 Jan 1964 through 31 Mar 1964)	25	-	3	9	13
Fourth Quarter	11	-	2	4	5

Source: General Officers Branch, Deputy Chief of Staff, Personnel

TABLE 119 -- USAF OFFICERS SELECTED FOR TEMPORARY PROMOTIONS, WORLD-WIDE -- FY 1964

(Selections made by Selection Boards do not necessarily mean actual promotions, as cancellations may be made because of normal attritions, etc. The table includes both regular and non regular officers. Temporary promotions of Veterinary Corps, First Lieutenants to Captain and temporary promotions of all Second Lieutenants to First Lieutenant are not included in the table as such promotions were not accomplished by action of a selection board.)

GRADE TO WHICH SELECTED	OFFICERS SELECTED	GRADE TO WHICH SELECTED	OFFICERS SELECTED
<u>TOTAL</u>	<u>14,646</u>	<u>Major - Total</u>	<u>4,023</u>
LINE	13,508	Line	3,590
OTHER THAN LINE	1,138	Other Than Line	433
<u>Colonel - Total</u>	<u>698</u>	<u>Captain - Total</u>	<u>8,213</u>
Line	652	Line	7,680
Other Than Line	46	Other Than Line	533
<u>Lieutenant Colonel - Total</u>	<u>1,712</u>		
Line	1,586		
Other Than Line	126		

Source: Promotions Branch, Promotions and Separations Division, Directorate of Military Personnel

TABLE 120 - PROMOTIONS OF TOP SIX GRADE AIRMEN BY FISCAL YEAR - FY 1960 THROUGH FY 1964

GRADE TO WHICH PROMOTED	FISCAL YEAR				
	1960	1961	1962	1963	1964 <u>a/</u>
<u>TOTAL</u>	<u>62,231</u>	<u>77,636</u>	<u>88,492</u>	<u>96,074</u>	<u>87,800</u>
Chief Master Sergeant (E-9)	1,620	2,001	1,913	1,681	700
Senior Master Sergeant (E-8)	4,132	4,504	4,293	3,107	2,000
Master Sergeant (E-7)	1,912	3,374	4,564	7,435	5,800
Technical Sergeant (E-6)	3,184	4,911	6,083	11,278	10,300
Staff Sergeant (E-5)	10,693	11,561	15,007	19,361	17,100
Airman First Class (E-4)	40,690	51,285	56,632	53,212	51,900

a/ Rounded quotas allocated to major commands.

Source: Career Development Division, Directorate of Personnel Planning.

TABLE 121 - STATUS CHANGES OF USAF MILITARY PERSONNEL BY TYPE OF STATUS CHANGE,
WORLD-WIDE- FY 1964

(Status Change is the loss and immediate gain of the same individual and does not affect the strength of the Air Force.)

TYPE OF STATUS CHANGE	TOTAL	COMMISSIONED OFFICERS			WARRANT OFFICERS		AIRMEN	
		Male	WAF	AFN/MS	Male	WAF	Male	WAF
<u>TOTAL</u>	<u>149,471</u>	<u>4,513</u>	<u>26</u>	<u>89</u>	-	-	<u>144,409</u>	<u>434</u>
<u>Immediate Reenlistment - Total</u>	<u>76,630</u>	-	-	-	-	-	<u>76,449</u>	<u>181</u>
Regular, AFRes or ANG Airmen Separated Upon Expiration Term of Service and Immediately Reenlisted in Regular Air Force	70,803	-	-	-	-	-	70,644	159
Regular, AFRes or ANG Airmen Separated Prior to Expiration Term of Service and Immediately Reenlisted in Regular Air Force	5,819	-	-	-	-	-	5,798	21
Regular Air Force Resignee Immediately Reenlisted in Regular Air Force	8	-	-	-	-	-	7	1
<u>Term of Enlistment Extended - Total</u>	<u>68,213</u>	-	-	-	-	-	<u>67,960</u>	<u>253</u>
<u>Retired and Immediately Ordered to Extended Active Duty - Total</u>	<u>2</u>	<u>2</u>	-	-	-	-	-	-
<u>Air National Guard Officer on Extended Active Duty Appointed in Air Force Reserve - Total</u>	<u>44</u>	<u>43</u>	-	<u>1</u>	-	-	-	-
<u>Non-Regular Officers on Extended Active Duty Integrated Into Regular Air Force - Total</u>	<u>4,582</u>	<u>4,468</u>	<u>26</u>	<u>88</u>	-	-	-	-
<u>Correction on Previously Reported Accession Status Change - Total</u>	-	-	-	-	-	-	-	-

Source: Data Applications Division, Data Services Center, Comptroller of the Air Force.

TABLE 122 - GAINS AND LOSSES OF USAF MILITARY PERSONNEL BY TYPE OF GAIN OR LOSS,
WORLD-WIDE - FY 1964

TYPE OF GAIN OR LOSS	TOTAL	COMMISSIONED OFFICERS			WARRANT OFFICERS		AIRMEN	
		Male	WAF	AFN/MS	Male	WAF	Male	WAF
GAINS								
TOTAL	109,282	10,271	81	673	56	-	96,066	2,135
To Extended Active Duty (EAD) from Air Force Reserves (Airman)	93	-	-	-	-	-	93	-
To Extended Active Duty (EAD) from Air National Guard (Airman)	6	-	-	-	-	-	6	-
To EAD from AFRes (Officer - Initial Tour)	4,206	3,718	3	485	-	-	-	-
To EAD from AFRes (Officer - Second or Subsequent Tour)	118	109	-	9	-	-	-	-
To EAD from ANG (Officer - Initial Tour)	3	3	-	-	-	-	-	-
To EAD from ANG (Officer - Second or Subsequent Tour)	7	6	-	1	-	-	-	-
To EAD from Retired Status	18	10	-	-	-	-	8	-
Commissioned in Regular Air Force	3	3	-	-	-	-	-	-
Commissioned in Regular Air Force from US Military Academy (USMA), US Naval Academy (USNA), or US Air Force Academy (USFA)	550	550	-	-	-	-	-	-
To EAD from AFRes for One Year to Attend US Air Force Preparatory School	130	-	-	-	-	-	130	-
No Prior Service a/	89,241	-	-	-	-	-	87,246	1,995
Prior Active Military Service	3,275	-	-	-	-	-	3,254	21
Former Commissioned Officer or Warrant Officer	269	-	-	-	-	-	269	-
Enlistments for Aviation Cadet b/	158	-	-	-	-	-	158	-
For Officer Training School (OTS)	4,012	-	-	-	-	-	3,900	112
Appointed Warrant Officer or Commissioned Officer from Airman Status (Initial Tour in Commissioned Status)	-	-	-	-	-	-	-	-
Commissioned Officer from Enlisted Status (Second or Subsequent Tour in Commissioned Status)	-	-	-	-	-	-	-	-
Appointed Warrant Officer from Officer Status or Commissioned Officer from Warrant Officer Status	1	-	-	-	1	-	-	-
Commissioned Officer from Aviation Cadet or Aviation Student	211	211	-	-	-	-	-	-
Transferred from Department of Army or Navy	4	4	-	-	-	-	-	-
Commissioned Officer from Airmen Education Commissioning Program	177	174	3	-	-	-	-	-
Commissioned Officer from Officer Training School (OTS)	3,188	3,125	63	-	-	-	-	-
Returned from Desertion	486	48	1	4	4	-	429	-
Returned from Prisoner	117	1	-	-	-	-	116	-
Returned from Missing or Prisoner of War	4	1	-	-	-	-	3	-
Returned from Conviction by Civil Court	-	-	-	-	-	-	-	-
Correction-Deletion of Previously Reported as Dropped from Rolls	163	131	-	4	6	-	22	-
Correction of Previously Reported Separation	2,842	2,177	11	170	45	-	432	7
LOSSES								
TOTAL	119,425	11,184	92	681	363	2	105,146	1,957
Contract Termination	1,703	1,612	1	89	1	-	-	-
Obligation Termination	1,282	1,120	3	157	2	-	-	-
Career Reserve	68	64	-	4	-	-	-	-
Regular Airmen upon Expiration Term of Service (ETS)	30,473	-	-	-	-	-	30,396	77
AFRes or ANG upon ETS	60	-	-	-	-	-	60	-
To Accept Appointment as Warrant Officer	182	31	-	-	-	-	151	-
Officer or Warrant Officer to Enlist	10	10	-	-	-	-	-	-
National Health, Safety or Interest	15	1	-	-	-	-	14	-
To Accept Public Office	-	-	-	-	-	-	-	-
To Non-Affiliated Reserve Section (NARS) Pending Appointment in Air National Guard	23	-	-	-	-	-	23	-
To Accept Commission as Officer (other than Officer Training School or Aviation Cadet)	24	-	-	-	-	-	24	-

TABLE 122 -- GAINS AND LOSSES OF USAF MILITARY PERSONNEL BY TYPE OF GAIN OR LOSS,
WORLD-WIDE - FY 1964 (CONTINUED)

TYPE OF GAIN OR LOSS	TOTAL	COMMISSIONED OFFICERS			WARRANT OFFICERS		AIRMEN	
		Male	WAF	AFN/MS	Male	WAF	Male	WAF
(LOSSES (Continued))								
To Accept Commission as Officer from OTS	4,738	-	-	-	-	-	4,647	91
To Accept Commission as Officer from Aviation Cadet. . .	305	-	-	-	-	-	305	-
To Attend United States Air Force Academy (USAFA) or United States Military Academy (USMA) or United States Naval Academy (USNA).	42	-	-	-	-	-	42	-
Airman with Less than 90 Days Retainability Assigned to a Reassigned Unit.	-	-	-	-	-	-	-	-
Aviation Cadet and OTS Eliminees Who Have Completed Active Duty Commitment	133	-	-	-	-	-	97	36
To Attend School Other Than Medical School c/.	1,844	65	-	1	-	-	1,775	3
Returned from Overseas with Less Than Minimum Retain- ability.	12,662	196	1	6	1	-	12,450	8
Undue Hardship	29	27	1	1	-	-	-	-
Release or Discharge Because of Age.	5	5	-	-	-	-	-	-
Miscellaneous Reason - AFR 36-12 and AFR 35-30	250	231	1	18	-	-	-	-
Reserve Officer Declining to Serve in Lower Grade.	2	2	-	-	-	-	-	-
Erroneous Enlistment - Separation by USAF Directive.	11	-	-	-	-	-	11	-
Mass Release - Separation by USAF Directive.	69	-	-	-	-	-	69	-
Individual Release - Separation by USAF Directive.	4,522	-	-	-	-	-	4,213	309
Involuntary Separation - Separation by USAF Directive.	14,297	2	-	-	-	-	14,250	45
Conscientious Objector - Separation by USAF Directive.	45	1	-	-	-	-	44	-
Insufficient Retainability for Permanent Change of Station.	527	-	-	-	-	-	526	1
Early Release of AF and A/3C with ETS 1963	-	-	-	-	-	-	-	-
Termination of Indefinite Enlistments.	-	-	-	-	-	-	-	-
Officer and Airmen Early Release for Christmas	1,224	-	-	-	-	-	1,223	1
Excessive Number of Reserve Officers in any Grade.	-	-	-	-	-	-	-	-
Involuntary Elimination - Transferred to Retired Re- serve Section - Length of Service and Excessive Number of Officers in any Grade.	7	7	-	-	-	-	-	-
Release upon Disapproval of Request for Extension of Active Duty Tour	9	9	-	-	-	-	-	-
Involuntary Release of Reserve Officers and Warrant Officers (30 Years) Eligible for Retirement.	399	389	6	3	1	-	-	-
Release of "Project Buildup" ANG Personnel (Off & Amn) Release of "Project Buildup" AFRes Personnel (Off&Amn)	2 58	- 4	- -	- -	- -	- -	2 54	- -
Resignation - Unconditional - Completion of Required Service (Includes Medics).	725	686	4	20	13	-	2	-
Resignation - Regular Officer - Twice Passed Over for Promotion - To Enlist in Regular AF.	1	1	-	-	-	-	-	-
Resignation - Hardship	21	19	-	2	-	-	-	-
Resignation - Rational Health, Safety or Interest.	1	1	-	-	-	-	-	-
Resignation - In Lieu of Demotion by Reason of Conduct or Inefficiency	1	-	-	-	-	-	1	-
Resignation - In Lieu of Elimination for Security Reasons.	-	-	-	-	-	-	-	-
Resignation - In Lieu of Elimination or Release by Reason of Conduct or Inefficiency.	53	45	-	8	-	-	-	-
Resignation - For Good of Service - Homosexual	26	22	-	4	-	-	-	-
Resignation - For Good of Service in Lieu of Trial by Court Martial.	26	24	-	2	-	-	-	-
Resignation - For Good of Service - Under Suspended Sentence of Separation	1	1	-	-	-	-	-	-
Resignation - Chaplains - Withdrawal of Ecclesiastical Indorsement.	3	3	-	-	-	-	-	-
Retirement - Release from EAD - Revert to Retired List Retirement - Voluntary - 15 Years of Service	15 14,559	2 2,979	- 5	- 32	1 227	-	12 11,234	- 82
Retirement - Involuntary Retirement.	1,306	1,249	10	21	25	1	-	-
Retirement - Age 60 - Placement on USAF Retired List Retirement - Disability - Placed on Temporary Disabil- ity Retired List	21 1,119	20 117	- 1	1 6	- 7	-	- 983	- 5

TABLE 122 - GAINS AND LOSSES OF USAF MILITARY PERSONNEL BY TYPE OF GAIN OR LOSS,
WORLD-WIDE - FY 1964 (CONTINUED)

TYPE OF GAIN OR LOSS	TOTAL	COMMISSIONED OFFICERS			WARRANT OFFICERS		AIRMEN	
		Male	WAF	AFN/MS	Male	WAF	Male	WAF
LOSSES (Continued)								
Retirement - Disability - Permanently Retired	2,248	464	5	12	42	1	1,710	14
Retirement-Disability-Retired in Lieu of Discharge with Entitlement to Receive Severance Pay	5	-	-	-	-	-	5	-
Attrition-Failure of Selection for Promotion (Regular and Reserve Officers and W/O and Twice Deferred Second Lieutenants).	23	23	-	-	-	-	-	-
Release of Regular Officer Under Dismissal	-	-	-	-	-	-	-	-
Failure of Selection for Promotion-Involuntary Elimination and Transfer to Retired Reserve Section	14	14	-	-	-	-	-	-
Revocation of Appointment - Regular Officer who Accepts Non-Compatible Public Office	-	-	-	-	-	-	-	-
Removal from Active List - Failure to Accept Regular Appointment Confirmed by Senate	-	-	-	-	-	-	-	-
Marriage	429	-	4	21	-	-	-	404
Pregnancy	773	-	26	136	-	-	-	611
Minor Children	13	-	-	4	-	-	-	9
Disloyal or Subversive - In Lieu of Elimination or Board Action	-	-	-	-	-	-	-	-
Physical Disability - Entitled to Severance Pay	967	33	2	8	1	-	919	4
Physical Disability - Not Entitled to Severance Pay	2,816	27	-	13	-	-	2,735	41
Discharge - Physical Disability - Intentional Misconduct or Willful Neglect - No Severance Pay	13	-	-	-	-	-	13	-
Release of Officer Recommended for Elimination - Unfitness, Conduct or Inefficiency	132	113	5	13	1	-	-	-
Discharge - Minority	8	-	-	-	-	-	7	1
Discharge - Dependency or Hardship	3,482	-	-	-	-	-	3,455	27
Discharge - Homosexual - (Officer) - Result of Board Action	861	5	-	-	-	-	828	28
Discharge - Fraudulent Enlistment	146	-	-	-	-	-	146	-
Absentee or Deserter - Trial Barred by UCMJ or Waived	10	-	-	-	-	-	10	-
Conviction by Civil Court	415	-	-	-	-	-	414	1
Dishonorable or Bad Conduct Discharge (Desertion).	31	-	-	-	-	-	31	-
Dismissal from the Service - General Court Martial (Officer) Dishonorable or Bad Conduct Discharge (Other than Desertion) (Airmen)	304	2	-	-	-	-	302	-
Inaptitude or Unsuitability	6,607	-	-	-	-	-	6,473	134
Unfitness (Character)	3,323	-	-	-	-	-	3,310	13
Deaths	1,229	320	1	13	7	-	883	5
Application for Honorable Discharge-Result of Board Action-Unfitness, Conduct or Inefficiency (Regular Officer)	65	60	-	5	-	-	-	-
Voidance of Enlistment of Minors (Airmen) Unknown (Officers)	35	19	-	1	-	-	15	-
Elimination for Length of Service (Reserve Officer)	-	-	-	-	-	-	-	-
Dropped from Rolls as Absentee or Deserter	535	29	1	2	1	-	502	-
As Prisoner (Other than Prisoner of War)	160	1	-	1	-	-	158	-
As Missing or Prisoner of War	45	28	-	-	-	-	17	-
Conviction by Civil Court	-	-	-	-	-	-	-	-
Correction of Previously Reported as Gained from Dropped from Unit Rolls	13	5	-	3	-	-	5	-
Correction of Previously Reported Accessions	1,825	1,096	15	74	33	-	600	7

a/ Includes 0 Inductees (Unclassified USAF Component).

b/ Gained to Aviation Cadet direct from Civil Life.

c/ Includes 2 Male Airmen who were scheduled "to Attend Medical or Dental School" during FY 1964.

Source: Data Applications Division, Data Services Center, Comptroller of the Air Force.

TABLE 123 - GAINS AND LOSSES OF USAF OFFICERS BY GRADE, WORLD-WIDE, BY QUARTER - FY 1964

DATE OF GAIN OR LOSS	TOTAL	GENERAL	COLONEL	LIEUTENANT COLONEL	MAJOR	CAPTAIN	FIRST LIEUTENANT	SECOND LIEUTENANT	WARRANT OFFICER
GAINS									
<u>TOTAL</u>	<u>11,066</u>	<u>2</u>	<u>30</u>	<u>89</u>	<u>161</u>	<u>1,885</u>	<u>706</u>	<u>8,137</u>	<u>56</u>
First Quarter . . .	3,471	-	4	6	44	976	234	2,199	8
Second Quarter . . .	1,912	1	18	41	73	466	128	1,161	24
Third Quarter . . .	2,465	-	6	32	39	276	181	1,912	19
Fourth Quarter . . .	3,218	1	2	10	5	167	163	2,865	5
LOSSES									
<u>TOTAL</u>	<u>12,324</u>	<u>42</u>	<u>462</u>	<u>1,941</u>	<u>2,780</u>	<u>4,189</u>	<u>2,236</u>	<u>309</u>	<u>365</u>
First Quarter . . .	3,465	17	113	293	662	1,523	692	82	83
Second Quarter . . .	3,473	8	132	673	947	1,060	513	54	86
Third Quarter . . .	2,518	10	101	444	584	707	513	67	92
Fourth Quarter . . .	2,868	7	116	531	587	899	518	106	104

Source: Data Applications Division, Data Services Center, Comptroller of the Air Force.

TABLE 124 - GAINS AND LOSSES OF AIRMEN BY GRADE, WORLD-WIDE, BY QUARTER - FY 1964

DATE OF GAIN OR LOSS	TOTAL	CHIEF MASTER SERGEANT	SENIOR MASTER SERGEANT	MASTER SERGEANT	TECHNICAL SERGEANT	STAFF SERGEANT	AIRMAN FIRST CLASS	AIRMAN SECOND CLASS	AIRMAN THIRD CLASS	AIRMAN BASIC	AVIATION CADET
GAINS											
<u>TOTAL</u>	<u>98,201</u>	<u>6</u>	<u>12</u>	<u>125</u>	<u>221</u>	<u>641</u>	<u>1,292</u>	<u>1,615</u>	<u>1,763</u>	<u>92,366</u>	<u>160</u>
First Quarter . . .	34,669	2	5	42	60	187	442	559	536	32,787	49
Second Quarter . . .	22,561	2	3	47	52	180	361	713	397	20,750	56
Third Quarter . . .	21,090	2	4	26	69	163	335	256	483	19,698	54
Fourth Quarter . . .	19,881	-	-	10	40	111	154	87	347	19,131	1
LOSSES											
<u>TOTAL</u>	<u>107,103</u>	<u>715</u>	<u>1,236</u>	<u>4,225</u>	<u>4,278</u>	<u>12,159</u>	<u>34,814</u>	<u>28,122</u>	<u>9,751</u>	<u>11,498</u>	<u>305</u>
First Quarter . . .	27,294	130	242	1,179	1,023	3,189	8,918	6,586	2,349	3,628	50
Second Quarter . . .	27,469	225	395	1,175	1,103	3,437	8,607	6,967	2,498	3,019	43
Third Quarter . . .	25,346	167	286	881	1,000	3,017	8,549	6,532	2,365	2,430	119
Fourth Quarter . . .	26,994	193	313	990	1,152	2,516	8,740	8,037	2,539	2,421	93

Source: Data Applications Division, Data Services Center, Comptroller of the Air Force.

TABLE 125 - LOSSES OF USAF OFFICERS BY FLYING STATUS, BY AERONAUTICAL STATUS, BY AGE GROUP WORLD-WIDE - FY 1964

(The data exclude all medical personnel except Flight Surgeons.)

AERONAUTICAL STATUS AND DATE	TOTAL	AGE GROUP										
		23 and Younger	24 Thru 26	27 Thru 29	30 Thru 32	33 Thru 35	36 Thru 38	39 Thru 41	42 Thru 44	45 Thru 47	48 Thru 50	51 and Older
<u>TOTAL</u>	4,929	108	631	532	207	102	128	561	1,113	866	346	335
<u>Pilots - Total</u>	2,040	15	69	188	110	40	59	341	608	437	123	50
On Flying Status	1,533	9	66	177	89	28	43	238	449	311	84	39
Not on Flying Status	507	6	3	11	21	12	16	103	159	126	39	11
<u>Observers - Total</u>	141	2	1	-	2	1	6	21	52	41	10	5
On Flying Status	38	-	1	-	-	-	1	6	10	17	2	1
Not on Flying Status	103	2	-	-	2	1	5	15	42	24	8	4
<u>Navigators - Total</u>	572	5	78	62	33	18	23	79	130	115	25	4
On Flying Status	425	4	64	54	27	14	16	62	88	81	14	2
Not on Flying Status	146	1	14	8	6	4	7	17	42	34	11	2
<u>Flight Surgeons - Total</u>	-	-	-	-	-	-	-	-	-	-	-	-
On Flying Status	-	-	-	-	-	-	-	-	-	-	-	-
Not on Flying Status	-	-	-	-	-	-	-	-	-	-	-	-
<u>Non-Rated - Total</u>	2,176	86	483	282	62	43	40	120	323	273	188	276
On Flying Status	-	-	-	-	-	-	-	-	-	-	-	-
Not on Flying Status	2,176	86	483	282	62	43	40	120	323	273	188	276

Source: Data Applications Division, Data Services Center, Comptroller of the Air Force.

TABLE 126 - ENLISTMENTS AND REENLISTMENTS BY GRADE, BY SEX, WORLD-WIDE - FY 1964

TYPE OF ENLISTMENT OR REENLISTMENT BY DATE	TOTAL	CHIEF MASTER SER-GEANT	SENIOR MASTER SER-GEANT	MAS-TER SER-GEANT	TECH-NICAL SER-GEANT	STAFF SER-GEANT	AIRMAN FIRST CLASS	AIR-MAN SECOND CLASS	AIR-MAN THIRD CLASS	AIRMAN BASIC
<u>TOTAL</u>	173,585	1,468	2,524	6,725	11,897	26,135	25,670	5,405	1,581	92,180
MALE - TOTAL	171,276	1,467	2,518	6,699	11,857	26,068	25,622	5,394	1,575	90,076
FEMALE - TOTAL	2,309	1	6	26	40	67	48	11	6	2,104
<u>No Prior Service Enlistment-Total</u>	89,241	-	-	-	-	-	-	-	922	88,319
Male	87,246	-	-	-	-	-	-	-	922	86,324
Female	1,995	-	-	-	-	-	-	-	-	1,995
<u>Enlistment for Officer Training School or Aviation Cadet-Total</u>	4,170	1	-	-	-	1	-	4	313	a/3,851
Male	4,058	1	-	-	-	1	-	4	310	3,742
Female	112	-	-	-	-	-	-	-	3	109
<u>Prior Service Enlistment-Total</u>	3,544	-	1	89	154	484	1,097	1,431	282	6
Male	3,523	-	1	89	152	484	1,086	1,426	279	6
Female	21	-	-	-	2	-	11	5	3	-
<u>Immediate Reenlistment - Total</u>	76,630	1,467	2,523	6,636	11,743	25,650	24,573	3,970	64	4
Male	76,449	1,466	2,517	6,610	11,705	25,583	24,536	3,964	64	4
Female	181	1	6	26	38	67	37	6	-	-

a/ Includes 158 Enlistments for Aviation Cadets.

Source: Data Applications Division, Data Services Center, Comptroller of the Air Force.

TABLE 127 - ENLISTMENTS AND REENLISTMENTS BY TERM OF ENLISTMENT, BY SEX, WORLD-WIDE - FY 1964

TYPE OF ENLISTMENT OR REENLISTMENT BY DATE	TOTAL	2 YEARS	3 YEARS	4 YEARS	5 YEARS	6 YEARS
<u>TOTAL</u>	173,585	4,170	10,516	151,022	4,497	3,380
MALE - TOTAL	171,276	4,058	10,486	148,883	4,484	3,365
FEMALE - TOTAL	2,309	112	30	2,139	13	15
<u>No Prior Service Enlistment - Total</u>	89,241	-	-	89,241	-	-
Male	87,246	-	-	87,246	-	-
Female	1,995	-	-	1,995	-	-
<u>Enlistment for Officer Training School or Aviation Cadet - Total</u>	4,170	a/ 4,170	-	-	-	-
Male	4,058	4,058	-	-	-	-
Female	112	112	-	-	-	-
<u>Prior Service Enlistment - Total</u>	3,544	-	75	3,350	79	40
Male	3,523	-	75	3,329	79	40
Female	21	-	-	21	-	-
<u>Immediate Reenlistment - Total</u>	76,630	-	10,441	58,431	4,418	3,340
Male	76,449	-	10,411	58,308	4,405	3,325
Female	181	-	30	123	13	15

a/ Includes 158 Enlistments for Aviation Cadets.

Source: Data Applications Division, Data Services Center, Comptroller of the Air Force.

TABLE 128 - ENLISTMENTS BY EDUCATIONAL LEVEL, WORLD-WIDE, BY QUARTER - FY 1964

DATE AND TYPE OF ENLISTMENT	EDUCATIONAL LEVEL												
	TOTAL			Non-High School or Non-Graduate		High School Graduate		Less Than 2 Years College		More Than 2 Years College No Degree		One or More Degrees	
	Total	Male	Fe-Male	Male	Fe-Male	Male	Fe-Male	Male	Fe-Male	Male	Fe-Male	Male	Fe-Male
<u>TOTAL a/</u>	<u>96,955</u>	<u>94,827</u>	<u>2,128</u>	<u>14,303</u>	-	<u>62,300</u>	<u>1,807</u>	<u>7,605</u>	<u>134</u>	<u>5,917</u>	<u>73</u>	<u>4,702</u>	<u>114</u>
<u>No Prior Service Enlistment - Total</u>	<u>89,241</u>	<u>87,246</u>	<u>1,995</u>	<u>14,009</u>	-	<u>59,533</u>	<u>1,786</u>	<u>7,366</u>	<u>132</u>	<u>5,591</u>	<u>73</u>	<u>747</u>	<u>4</u>
First Quarter (1 Jul 1963 through 30 Sep 1963)	31,503	30,844	659	5,227	-	22,128	604	1,979	34	1,246	19	264	2
Second Quarter (1 Oct 1963 through 31 Dec 1963)	20,216	19,732	484	4,644	-	12,012	433	1,551	28	1,264	22	261	1
Third Quarter (1 Jan 1964 through 31 Mar 1964)	18,972	18,553	419	2,814	-	11,733	380	2,074	24	1,783	15	149	-
Fourth Quarter (1 Apr 1964 through 30 Jun 1964)	18,550	18,117	433	1,324	-	13,660	369	1,762	46	1,298	17	73	1
<u>Prior Service Enlistment - Total</u>	<u>3,544</u>	<u>3,523</u>	<u>21</u>	<u>292</u>	-	<u>2,757</u>	<u>19</u>	<u>230</u>	<u>2</u>	<u>182</u>	-	<u>62</u>	-
First Quarter	1,186	1,180	6	89	-	887	4	90	2	82	-	32	-
Second Quarter	1,325	1,320	5	134	-	1,012	5	86	-	69	-	19	-
Third Quarter	705	700	5	50	-	588	5	35	-	19	-	8	-
Fourth Quarter	328	323	5	19	-	270	5	19	-	12	-	3	-
<u>Enlistment for Officer Training School or Aviation Cadet - Total</u>	<u>4,170</u>	<u>4,058</u>	<u>112</u>	<u>2</u>	-	<u>10</u>	<u>2</u>	<u>9</u>	-	<u>144</u>	-	<u>3,893</u>	<u>110</u>
First Quarter	1,553	1,507	46	-	-	1	-	3	-	45	-	1,458	46
Second Quarter	768	746	22	1	-	4	-	1	-	54	-	686	22
Third Quarter	1,031	1,002	29	1	-	5	-	5	-	45	-	946	29
Fourth Quarter	818	803	15	-	-	-	2	-	-	-	-	803	13

a/ Excludes O Inductees (Unspecified USAF Component).

Source: Data Applications Division, Data Services Center, Comptroller of the Air Force

TABLE 129 - NON-PRIOR SERVICE ENLISTMENTS BY ARMED FORCES QUALIFICATION TEST (AFQT) MENTAL GROUP, BY QUARTER - FY 1964

(AFQT Mental Group indicates the group to which an airman belongs as determined by the score he has made on the Armed Forces Qualification Test (AFQT). The table excludes inductees.)

DATE OF ENLISTMENT and ENLISTMENT BY SEX	TOTAL		PERSONNEL BY MENTAL GROUP							
			Group 1 (93 Through 100)		Group 2 (65 Through 92)		Group 3 (31 Through 64)		Group 4 (10 Through 30)	
	Number	Per Cent	Number	Per Cent	Number	Per Cent	Number	Per Cent	Number	Per Cent
TOTAL	89,241	100.0	7,573	8.5	37,745	42.3	40,274	45.1	3,649	4.1
MALE - TOTAL a/	87,246	100.0	7,501	8.6	35,836	41.1	40,260	46.1	3,649	4.2
FEMALE - TOTAL	1,995	100.0	72	3.6	1,909	95.7	14	0.7	-	-
<u>First Quarter (1 Jul 63 through 30 Sep 63)-Total</u>	<u>31,503</u>	<u>100.0</u>	<u>2,133</u>	<u>6.8</u>	<u>12,803</u>	<u>40.6</u>	<u>14,957</u>	<u>47.5</u>	<u>1,610</u>	<u>5.1</u>
Male	30,844	100.0	2,113	6.9	12,164	39.4	14,957	48.5	1,610	5.2
Female	659	100.0	20	3.0	639	97.0	-	-	-	-
<u>Second Quarter (1 Oct 63 through 31 Dec 63)-Total</u>	<u>20,216</u>	<u>100.0</u>	<u>1,825</u>	<u>9.0</u>	<u>8,327</u>	<u>41.2</u>	<u>9,321</u>	<u>46.1</u>	<u>743</u>	<u>3.7</u>
Male	19,732	100.0	1,804	9.1	7,869	39.9	9,316	47.2	743	3.8
Female	484	100.0	21	4.4	458	94.6	5	1.0	-	-
<u>Third Quarter (1 Jan 64 through 31 Mar 64)-Total</u>	<u>18,972</u>	<u>100.0</u>	<u>1,913</u>	<u>10.1</u>	<u>8,497</u>	<u>44.8</u>	<u>8,003</u>	<u>42.2</u>	<u>559</u>	<u>2.9</u>
Male	18,553	100.0	1,898	10.2	8,095	43.7	8,001	43.1	559	3.0
Female	419	100.0	15	3.6	402	95.9	2	0.5	-	-
<u>Fourth Quarter (1 Apr 64 through 30 Jun 64)-Total</u>	<u>18,550</u>	<u>100.0</u>	<u>1,702</u>	<u>9.2</u>	<u>8,118</u>	<u>43.7</u>	<u>7,993</u>	<u>43.1</u>	<u>737</u>	<u>4.0</u>
Male	18,117	100.0	1,686	9.3	7,708	42.5	7,986	44.1	737	4.1
Female	433	100.0	16	3.7	410	94.7	7	1.6	-	-

a/ Includes 0 Inductees (Unspecified USAF Component).

Source: Data Applications Division, Data Services Center, Comptroller of the Air Force.

TABLE 130 — NON-BATTLE DEATHS OF USAF OFFICERS BY AERONAUTICAL RATING, BY GRADE IN WHICH SERVING AT TIME OF DEATH, WORLD-WIDE, SEMIANNUALLY — FY 1964

GRADE	TOTAL	PILOT DEATHS			NAVIGATORS/OBSERVER DEATHS		
		TOTAL	First Half FY 1964 (1 Jul 1963 Through 31 Dec 1963)	Last Half FY 1964 (1 Jan 1964 Through 30 Jun 1964)	TOTAL	First Half FY 1964 (1 Jul 1963 Through 31 Dec 1963)	Last Half FY 1964 (1 Jan 1964 Through 30 Jun 1964)
<u>TOTAL</u>	<u>185</u>	<u>141</u>	<u>73</u>	<u>68</u>	<u>44</u>	<u>25</u>	<u>19</u>
General	-	-	-	-	-	-	-
Colonel	2	2	-	2	-	-	-
Lieutenant Colonel	6	5	2	3	1	-	1
Major	22	15	5	10	7	1	6
Captain	108	88	50	38	20	12	8
First Lieutenant.	40	24	12	12	16	12	4
Second Lieutenant	7	7	4	3	-	-	-

Source: Data Applications Division, Data Services Center, Comptroller of the Air Force.

TABLE 131 — NON-BATTLE DEATHS OF USAF OFFICERS AND AIRMEN BY GRADE IN WHICH SERVING AT TIME OF DEATH, WORLD-WIDE, SEMIANNUALLY — FY 1964

GRADE	OFFICER DEATHS			AIRMAN GRADE	AIRMAN DEATHS		
	TOTAL	First Half FY 1964 (1 Jul 1963 Through 31 Dec 1963)	Last Half FY 1964 (1 Jan 1964 Through 30 Jun 1964)		TOTAL	First Half FY 1964 (1 Jul 1963 Through 31 Dec 1963)	Last Half FY 1964 (1 Jan 1964 Through 30 Jun 1964)
<u>TOTAL</u>	<u>348</u>	<u>183</u>	<u>165</u>	<u>TOTAL</u>	<u>1,022</u>	<u>503</u>	<u>519</u>
General	3	1	2	Chief Master Sergeant.	9	6	3
Colonel	12	5	7	Senior Master Sergeant	23	15	8
Lieutenant Colonel.	34	16	18	Master Sergeant.	71	34	37
Major	65	33	32	Tech Sergeant.	131	64	67
Captain	148	81	67	Staff Sergeant	210	99	111
First Lieutenant. . .	65	38	27	Airman First Class . . .	204	98	106
Second Lieutenant . .	18	9	9	Airman Second Class . .	233	113	120
Warrant Officer . . .	3	-	3	Airman Third Class . . .	130	71	59
				Airmen Basic	11	3	8
				Aviation Cadet	-	-	-

Source: Data Applications Division, Data Services Center, Comptroller of the Air Force.

TABLE 132 -- NON-BATTLE DEATHS OF USAF OFFICERS BY AGE GROUP, BY GRADE IN WHICH SERVING AT TIME OF DEATH, WORLD-WIDE, SEMIANNUALLY -- FY 1964

GRADE	TOTAL	AGE GROUP							
		20 Through 24	25 Through 29	30 Through 34	35 Through 39	40 Through 44	45 Through 49	50 Through 54	55 And Older
<u>TOTAL</u>	<u>348</u>	<u>31</u>	<u>89</u>	<u>81</u>	<u>32</u>	<u>65</u>	<u>30</u>	<u>17</u>	<u>3</u>
<u>FIRST HALF FY 1964 - TOTAL</u>	<u>183</u>	<u>19</u>	<u>53</u>	<u>47</u>	<u>9</u>	<u>32</u>	<u>15</u>	<u>7</u>	<u>1</u>
General	1	-	-	-	-	-	2	1	-
Colonel	5	-	-	-	-	3	-	-	-
Lieutenant Colonel	16	-	-	-	-	9	4	3	-
Major	33	-	-	1	3	16	9	3	1
Captain	81	-	26	45	6	4	-	-	-
First Lieutenant	38	12	25	1	-	-	-	-	-
Second Lieutenant	9	7	2	-	-	-	-	-	-
Warrant Officer	-	-	-	-	-	-	-	-	-
<u>LAST HALF FY 1964 - TOTAL</u>	<u>165</u>	<u>12</u>	<u>36</u>	<u>34</u>	<u>23</u>	<u>33</u>	<u>15</u>	<u>10</u>	<u>2</u>
General	2	-	-	-	-	-	1	1	-
Colonel	7	-	-	-	-	1	5	1	-
Lieutenant Colonel	18	-	-	-	1	7	7	3	-
Major	32	-	-	1	5	21	1	2	2
Captain	67	-	15	31	16	3	1	1	-
First Lieutenant	27	4	20	2	-	-	-	-	-
Second Lieutenant	9	8	1	-	-	-	-	-	-
Warrant Officer	3	-	-	-	-	1	-	2	-

Source: Data Applications Division, Data Services Center, Comptroller of the Air Force.

TABLE 133 -- NON-BATTLE DEATHS OF AIRMEN BY AGE GROUP, BY GRADE IN WHICH SERVING AT TIME OF DEATH, WORLD-WIDE, SEMIANNUALLY -- FY 1964

GRADE	TOTAL	AGE GROUP								
		17 Through 19	20 Through 24	25 Through 29	30 Through 34	35 Through 39	40 Through 44	45 Through 49	50 Through 54	55 And Older
<u>TOTAL</u>	<u>1,022</u>	<u>57</u>	<u>381</u>	<u>133</u>	<u>140</u>	<u>112</u>	<u>96</u>	<u>67</u>	<u>27</u>	<u>9</u>
<u>FIRST HALF FY 1964 - TOTAL</u>	<u>503</u>	<u>39</u>	<u>185</u>	<u>60</u>	<u>68</u>	<u>54</u>	<u>48</u>	<u>34</u>	<u>12</u>	<u>3</u>
Chief Master Sergeant	6	-	-	-	1	1	1	4	-	-
Senior Master Sergeant	15	-	-	-	1	2	8	2	2	-
Master Sergeant	34	-	-	-	2	9	13	6	3	1
Technical Sergeant	64	-	-	-	14	21	11	13	3	2
Staff Sergeant	99	-	1	19	42	13	12	8	4	-
Airman First Class	98	-	43	35	9	7	3	1	-	-
Airman Second Class	113	9	100	4	-	-	-	-	-	-
Airman Third Class	71	29	39	2	-	1	-	-	-	-
Airman Basic	3	1	2	-	-	-	-	-	-	-
Aviation Cadet	-	-	-	-	-	-	-	-	-	-
<u>LAST HALF FY 1964 - TOTAL</u>	<u>519</u>	<u>18</u>	<u>196</u>	<u>73</u>	<u>72</u>	<u>58</u>	<u>48</u>	<u>33</u>	<u>15</u>	<u>6</u>
Chief Master Sergeant	3	-	-	-	-	2	2	1	-	-
Senior Master Sergeant	8	-	-	-	-	2	2	-	3	1
Master Sergeant	37	-	-	-	1	7	12	9	6	2
Technical Sergeant	67	-	-	4	11	17	20	11	3	1
Staff Sergeant	111	-	2	15	44	27	11	9	1	2
Airman First Class	106	-	43	39	14	5	1	3	1	-
Airman Second Class	120	1	105	11	2	-	-	-	1	-
Airman Third Class	59	13	42	4	-	-	-	-	-	-
Airman Basic	8	4	4	-	-	-	-	-	-	-
Aviation Cadet	-	-	-	-	-	-	-	-	-	-

Source: Data Applications Division, Data Services Center, Comptroller of the Air Force.

TABLE 134 - NON-BATTLE DEATHS OF USAF OFFICERS BY AGE GROUP, BY CAUSATIVE AGENT, WORLD-WIDE, SEMIANNUALLY - FY 1964

CAUSATIVE AGENT	TOTAL	AGE GROUP							
		20 Through 24	25 Through 29	30 Through 34	35 Through 39	40 Through 44	45 Through 49	50 Through 54	55 And Older
<u>FY 1964 - Total</u>	<u>348</u>	<u>31</u>	<u>89</u>	<u>81</u>	<u>32</u>	<u>65</u>	<u>30</u>	<u>17</u>	<u>3</u>
<u>FIRST HALF FY 1964 - TOTAL</u>	<u>183</u>	<u>19</u>	<u>53</u>	<u>47</u>	<u>9</u>	<u>32</u>	<u>15</u>	<u>7</u>	<u>1</u>
Aircraft Accident	98	10	39	39	3	7	-	-	-
Vehicle Accident	20	7	2	2	3	3	3	-	-
Disease	47	2	2	2	3	19	11	7	1
Other	18	-	10	4	-	3	1	-	-
<u>LAST HALF FY 1964 - TOTAL</u>	<u>165</u>	<u>12</u>	<u>36</u>	<u>34</u>	<u>23</u>	<u>33</u>	<u>15</u>	<u>10</u>	<u>2</u>
Aircraft Accident	98	8	29	26	17	15	2	1	-
Vehicle Accident	20	2	6	3	1	4	2	2	-
Disease	39	1	1	4	4	10	10	7	2
Other	8	1	-	1	1	4	1	-	-

Source: Data Applications Division, Data Services Center, Comptroller of the Air Force.

TABLE 135 - NON-BATTLE DEATHS OF AIRMEN BY AGE GROUP, BY CAUSATIVE AGENT, WORLD-WIDE SEMIANNUALLY - FY 1964

CAUSATIVE AGENT	TOTAL	AGE GROUP								
		17 Through 19	20 Through 24	25 Through 29	30 Through 34	35 Through 39	40 Through 44	45 Through 49	50 Through 54	55 And Older
<u>FY 1964 - Total</u>	<u>1,022</u>	<u>57</u>	<u>381</u>	<u>133</u>	<u>140</u>	<u>112</u>	<u>96</u>	<u>67</u>	<u>27</u>	<u>9</u>
<u>FIRST HALF FY 1964 - TOTAL</u>	<u>503</u>	<u>39</u>	<u>185</u>	<u>60</u>	<u>68</u>	<u>54</u>	<u>48</u>	<u>34</u>	<u>12</u>	<u>3</u>
Aircraft Accident	17	-	4	5	2	3	2	1	-	-
Vehicle Accident	234	26	117	33	30	11	9	4	3	1
Disease	139	6	14	7	18	27	32	25	8	2
Other	113	7	50	15	18	13	5	4	1	-
<u>LAST HALF FY 1964 - TOTAL</u>	<u>519</u>	<u>18</u>	<u>196</u>	<u>73</u>	<u>72</u>	<u>58</u>	<u>48</u>	<u>33</u>	<u>15</u>	<u>6</u>
Aircraft Accident	78	4	37	13	14	6	3	1	-	-
Vehicle Accident	169	7	94	35	14	12	4	2	-	1
Disease	161	4	16	6	27	29	36	25	13	5
Other	111	3	49	19	17	11	5	5	2	-

Source: Data Applications Division, Data Services Center, Comptroller of the Air Force.

TABLE 136 — USAF RETIRED MILITARY PERSONNEL BY GRADE FOR PAY, BY TYPE OF RETIREMENT,
BY COMPONENT, WORLD-WIDE — 30 JUN 1964

(The data included herein represent inventories of USAF Military Retired Personnel regardless of whether or not the individual is receiving retired pay.)

GRADE FOR PAY	TOTAL	TYPE OF RETIREMENT					
		Non - Disability		Temporary Disability		Permanent Disability	
		Regular	Non-Regular	Regular	Non-Regular	Regular	Non-Regular
OFFICERS							
<u>TOTAL</u>	<u>36,315</u>	<u>6,042</u>	<u>18,722</u>	<u>117</u>	<u>319</u>	<u>1,575</u>	<u>9,540</u>
General	569	276	42	-	-	236	15
Colonel	4,364	1,845	1,627	19	6	536	331
Lieutenant Colonel	10,034	2,076	6,424	33	47	329	1,125
Major	10,068	776	7,424	16	104	181	1,567
Captain	4,208	54	1,774	30	93	128	2,129
First Lieutenant	2,919	3	203	7	43	39	2,624
Second Lieutenant	1,180	-	37	-	13	4	1,126
Warrant Officer	2,660	1,012	1,189	12	12	121	314
Flight Officer	313	-	2	-	1	1	309
AIRMEN							
<u>TOTAL</u>	<u>65,945</u>	<u>48,677</u>	<u>87</u>	<u>2,542</u>	<u>21</u>	<u>14,549</u>	<u>69</u>
Chief Master Sergeant	1,843	1,721	1	20	-	101	-
Senior Master Sergeant	3,619	3,320	-	44	1	253	1
Master Sergeant	28,136	24,432	77	201	1	3,417	8
Technical Sergeant	13,275	10,625	3	336	3	2,302	6
Staff Sergeant	10,332	6,652	4	672	2	2,981	21
Airman First Class	3,989	1,529	2	513	4	1,924	17
Airman Second Class	2,783	279	-	512	7	1,977	8
Airman Third Class	1,557	76	-	205	3	1,267	6
Airman Basic	401	43	-	37	-	319	2
Aviation Cadet	10	-	-	2	-	8	-

Source: Data Applications Division, Data Services Center, Comptroller of the Air Force.

MILITARY PERSONNEL (CONTINUED)**SAMPLE SURVEYS****INTRODUCTION**

Data in the tables of this section, except for strength data, were derived from the sample survey of military personnel conducted in May 1964. Airman and officer strength totals and the strength percentage for each grade are based on actual data (Less Buildup) as reported by official Air Force sources as of 31 May 1964.

The Sample Survey is designed to include 10.0 per cent of the officers and 5.0 per cent of the airmen. The actual response for the May 1964 survey shown as a percentage of the actual population was 8.5 per cent for officers and 4.3 per cent for airmen.

All data in these tables, except the total strength figures, are presented as percentages. Numerical amounts for any item may be obtained by application of the appropriate percentage to the applicable strength total. Due to rounding, the sum of the percentages for any characteristic or attitude may not total exactly 100.0 per cent.

Data in these tables constitute only a summary of total data obtained by the sample survey. More detailed information as well as the actual questions and response items are contained in the "US Air Force Personnel Report Characteristics and Attitudes from Sample Surveys (SS-PS-1G, Compendium)" which is prepared from sample surveys and released as part of the SS-PS-1 series of personnel reports. In addition, trend data derived from sample surveys is available in an annual publication titled "Trends in Air Force Military Personnel Attributes," SS-PS-1I. In "Trends", certain characteristics and attributes of Air Force military personnel obtained from several sample surveys are presented at various times.

DEFINITIONS for items in this section are covered in "Military Personnel" definitions.

TABLE 137 - PERCENTAGED DISTRIBUTION OF USAF COMMISSIONED OFFICERS BY YEAR IN WHICH SERVING IN ACTIVE MILITARY SERVICE, BY SELECTED CHARACTERISTICS AND ATTITUDES, WORLD-WIDE -
31 MAY 1964

SELECTED CHARACTERISTICS AND ATTITUDES	TOTAL	YEAR IN WHICH SERVING				
		First Through Fourth	Fifth Through Ninth	Tenth Through Fourteenth	Fifteenth Through Nineteenth	Twenty And Over
<u>ACTUAL OFFICER STRENGTH - TOTAL</u> (Rounded to nearest tenth thousand)	133.9	38.3	22.4	23.0	27.0	23.2
<u>PER CENT - TOTAL</u>	100.0	100.0	100.0	100.0	100.0	100.0
<u>GRADE IN WHICH SERVING</u>						
Colonel	4.1	0.2	0.3	0.6	1.5	19.2
Lieutenant Colonel	11.4	0.2	0.9	3.1	12.2	50.0
Major	18.2	0.6	2.4	10.5	62.1	16.9
Captain	38.8	18.0	81.1	79.3	21.9	3.8
First Lieutenant	46.8	46.6	12.7	4.7	0.2	0.4
Second Lieutenant	10.7	34.3	2.6	1.3	0.2	0.2
Warrant Officers	-	0.1	0.1	0.6	1.8	9.6
<u>AGE ON LAST BIRTHDAY</u>						
20 Years Or Younger	0.4	0.3	0.1	0.2	0.6	0.8
21 Years	0.4	1.0	0.1	0.1	0.2	-
22 Years	2.2	7.6	0.3	-	0.1	0.3
23 Years	5.0	17.4	0.5	0.2	0.2	0.1
24 Years	6.5	21.1	1.8	0.1	0.4	1.2
25 Years	5.4	17.1	3.2	0.1	0.1	0.1
26 Years	4.3	12.7	4.7	-	0.1	0.1
27 Years	4.0	8.8	9.1	0.1	0.4	0.1
28 Years	3.9	4.8	14.1	1.0	0.1	-
29 Years	3.9	3.0	15.2	3.0	-	0.1
30 Years	4.3	1.7	14.7	7.1	0.1	-
31 Years	4.0	1.1	12.9	8.1	0.1	0.1
32 Years	4.0	0.7	9.5	11.1	0.5	0.2
33 Years	6.9	0.7	4.9	29.1	1.7	0.1
34 Years	3.2	0.5	2.5	11.2	2.8	-
35 Years	2.9	0.3	1.4	10.3	3.4	-
36 Years	1.7	0.1	1.2	4.3	3.0	-
37 Years	1.5	0.2	0.5	2.6	4.6	0.1
38 Years	1.9	0.1	0.3	1.7	6.6	1.2
39 Years	2.8	0.1	0.4	2.3	8.1	3.9
40 Years	3.3	-	0.7	1.5	9.3	5.9
41 Years	3.3	0.2	0.3	0.9	9.2	7.3
42 Years	4.0	0.1	0.1	1.2	10.2	10.3
43 Years	3.7	-	0.2	1.1	7.8	11.5
44 Years	3.7	0.1	0.2	0.7	6.7	12.4
45 Years	3.0	-	0.2	0.3	5.9	10.3
46 Years	2.9	0.1	0.2	0.5	5.1	10.3
47 Years	2.1	-	0.1	0.3	3.8	7.8
48 Years	1.7	-	-	0.4	2.7	6.2
49 Years	0.8	0.1	0.1	0.1	1.6	2.7
50 Years And Older	2.2	0.2	0.3	0.3	4.4	7.0
<u>PLANS FOR AIR FORCE CAREER AS OF TODAY</u>						
Plan To Remain On Active Duty As Long As Possible	44.6	27.6	53.9	43.8	50.2	57.9
Remain On Active Duty Until Complete Present Commitment	9.9	24.0	3.6	1.5	3.2	10.1
Plan To Separate Immediately	2.9	3.9	2.6	0.7	0.8	6.5
Plan To Stay Until Complete 20 Years Of Service	21.8	9.0	24.3	46.5	30.4	2.9
Undecided	20.8	35.5	15.6	7.5	15.4	22.5
<u>MOST FAVORABLE FEATURES OF AIR FORCE CAREER</u>						
Adventure, Travel, New Experiences	11.4	21.8	11.6	6.1	5.7	6.9
Opportunities For More Training And Education	8.2	15.9	9.7	5.0	4.1	2.5
20 Year Retirement Privilege	18.7	10.5	16.1	36.9	21.5	11.2
Retirement Benefits (Pay, Commissary, Medical, Etc.)	13.5	8.6	12.5	10.6	17.9	20.4
Job Responsibilities	6.6	6.2	6.6	4.9	6.9	8.7
Prestige And Status Of Serving In Air Force	4.1	2.7	3.0	2.5	5.5	7.3

TABLE 137 - PERCENTAGED DISTRIBUTION OF USAF COMMISSIONED OFFICERS BY YEAR IN WHICH SERVING IN ACTIVE MILITARY SERVICE, BY SELECTED CHARACTERISTICS AND ATTITUDES, WORLD-WIDE -
31 MAY 1964

SELECTED CHARACTERISTICS AND ATTITUDES	TOTAL	YEAR IN WHICH SERVING				
		First Through Fourth	Fifth Through Ninth	Tenth Through Fourteenth	Fifteenth Through Nineteenth	Twenty And Over
<u>MOST FAVORABLE FEATURES OF AIR FORCE CAREER (Continued)</u>						
Pay And Allowances	2.3	2.2	3.5	2.1	1.4	2.2
Air Force A Good Place To Raise Family	0.5	0.5	0.2	0.5	0.6	0.4
Like Military Life In General	9.1	4.0	7.7	6.5	13.1	16.6
Like Flying And Aviation	15.7	12.8	19.5	17.3	15.6	15.4
Like My Job	3.6	4.4	3.8	3.3	3.3	2.7
Like My Duty Assignments	1.0	0.7	1.0	0.8	1.2	1.6
The Promotion System	-	0.1	-	-	-	-
Medical Benefits	0.4	1.1	0.2	-	0.1	0.2
Security	2.9	4.5	2.5	2.1	2.0	2.9
Some Other Feature	0.9	1.1	1.2	0.8	0.9	0.6
Nothing Favorable	1.1	3.0	0.8	0.3	0.3	0.4
<u>MOST UNFAVORABLE FEATURES OF AIR FORCE CAREER</u>						
Don't Like Military Life In General	2.0	5.9	0.7	0.6	0.3	0.3
The Promotion System	26.9	13.5	22.2	46.0	35.6	21.7
Not Enough Opportunity To Continue Education	3.4	4.4	5.5	3.4	1.7	1.7
Doesn't Provide The Kind Of Work I Like Or Trained To Do	6.2	12.2	7.2	2.6	3.6	2.4
Inadequate Pay And Allowances	14.1	21.1	13.2	8.4	9.7	15.0
Housing Inadequate, Too Expensive, Or Not Available On Base	12.5	9.1	12.1	10.3	14.3	18.5
Separations From Family, Friends Or Home Town	13.2	14.1	17.2	12.1	11.7	11.2
Inconveniences And Hardships Connected With Changes Of Station	5.6	3.9	4.6	4.2	6.6	9.8
Lack Of Opportunity For Desired AF Training	2.2	2.2	3.5	2.0	2.2	1.4
Insecurity	3.5	1.2	3.8	4.5	4.3	5.2
Dislike My Duty Assignments	1.5	2.3	2.0	0.7	1.1	0.8
Some Other Feature	5.0	5.9	5.0	3.2	4.7	5.9
Nothing Unfavorable	3.9	4.2	2.6	2.1	4.2	6.2
<u>PROBABLE RETIREMENT DATE</u>						
Expect To Retire:						
(Before July 1964)	1.2	0.9	0.4	0.4	0.6	3.8
(Jul 1964 Through Jun 1965)	4.1	1.7	0.5	0.1	3.9	15.9
(Jul 1965 Through Jun 1966)	3.0	0.9	0.2	0.3	5.8	8.9
(Jul 1966 Through Jun 1967)	3.2	0.9	0.6	-	10.3	4.5
(Jul 1967 Through Jun 1968)	3.3	0.8	0.6	0.3	11.0	4.0
(Jul 1968 Through Jun 1969)	2.7	0.1	0.3	0.4	9.2	4.6
(Jul 1969 Through Jun 1970)	2.7	0.2	0.2	4.0	4.1	6.0
(Jul 1970 Through Jun 1971)	6.1	-	0.3	24.3	2.3	5.6
(Jul 1971 Through Jun 1972)	2.8	0.2	0.3	8.3	1.9	4.2
(Jul 1972 Through Jun 1973)	2.6	0.2	0.4	7.6	2.2	3.6
(Jul 1973 Through Jun 1974)	2.1	0.3	1.5	7.7	0.9	1.1
(After June 1974)	13.0	13.1	36.9	10.7	5.5	1.3
Plan To Remain On Active Duty As Long As Possible	27.1	22.3	39.8	28.4	28.5	19.6
Do Not Plan To Remain On Active Duty Until Retirement	8.0	24.9	4.7	1.0	0.4	0.5
Undecided	18.1	33.4	13.3	6.3	13.4	16.2
<u>HIGHEST LEVEL OF EDUCATION NOW (Include Accepted General Educational Development Credits)</u>						
Less Than High School Graduate	0.3	0.5	0.1	0.1	0.3	0.3
High School Graduate	6.1	0.6	3.0	5.7	10.9	13.0
Less Than Two Years Of College	10.2	2.9	9.8	12.2	13.2	17.1
Registered Nurse Diploma	2.0	4.2	2.4	1.1	0.7	0.4
Two Years Or More Of College, No Degree	19.1	5.2	15.2	21.4	28.7	31.9
College Degree (BS, BA Or Equivalent, Except LL.B)	35.3	59.3	44.3	23.4	21.7	16.3
Bachelor Of Divinity (BD)	0.5	0.5	0.7	0.6	0.4	0.4
Graduate Work Beyond Bachelor Degree	9.8	10.3	12.7	8.8	9.4	7.6
Master's Degree	8.9	2.8	4.8	23.2	8.3	7.4
Law Degree (LL.B)	1.1	1.4	0.8	0.2	1.5	1.5

TABLE 137 -- PERCENTAGED DISTRIBUTION OF USAF COMMISSIONED OFFICERS BY YEAR IN WHICH SERVING
IN ACTIVE MILITARY SERVICE, BY SELECTED CHARACTERISTICS AND ATTITUDES, WORLD-WIDE --
31 MAY 1964

SELECTED CHARACTERISTICS AND ATTITUDES	TOTAL	YEAR IN WHICH SERVING				
		First Through Fourth	Fifth Through Ninth	Tenth Through Fourteenth	Fifteenth Through Nineteenth	Twenty And Over
<u>HIGHEST LEVEL OF EDUCATION NOW (Continued)</u>						
Postgraduate Work Beyond Master's Degree	1.9	1.0	1.4	1.7	2.8	2.9
Doctorate Degree	0.3	0.4	0.3	0.2	0.3	0.2
Medical Or Dental Degrees (MD, DDS, Vet'n, Etc.)	4.6	10.9	4.6	1.4	1.9	1.0
<u>MARITAL STATUS</u>						
(Married)	84.0	60.9	86.8	93.5	94.4	96.4
(Have Never Been Married)	11.4	32.6	8.2	2.7	1.6	0.8
Male: (Divorced And Not Remarried)	1.0	0.3	1.1	1.0	1.6	1.5
(Legally Separated)	0.2	0.1	0.2	0.2	0.4	0.3
(A Widower)	0.3	0.3	0.2	0.1	0.4	0.4
(Married And Husband Is An Airman)	0.1	0.1	-	0.1	-	-
(Married And Husband Is An Air Force Officer Or Warrant Officer)	0.1	0.2	0.2	-	-	-
(Married And Husband Is Member Of Army, Navy Or Marine Corps)	0.1	0.1	0.2	-	-	-
Female: (Married And Husband Is A Civilian)	0.1	0.2	0.1	-	0.1	0.1
(Have Never Been Married)	2.5	4.9	2.8	2.0	1.2	0.5
(Divorced And Not Remarried)	0.2	0.3	0.3	0.2	0.2	0.1
(Legally Separated)	-	-	-	-	-	-
(A Widow)	0.1	-	-	0.1	0.1	-
<u>DEPENDENTS BY TYPE</u>						
Wife Or (None)	15.7	38.9	12.7	6.1	5.4	3.3
Husband: (Wife)	84.0	60.8	87.0	93.7	94.3	96.5
(Husband)	0.2	0.3	0.3	0.2	0.3	0.2
(None)	26.4	61.9	22.3	9.2	10.7	9.1
(Yes, One)	18.4	19.6	17.2	26.9	13.7	13.6
(Two)	23.9	13.2	29.6	22.5	28.0	33.1
(Three)	18.0	4.1	20.5	23.5	25.3	23.7
(Four)	8.3	0.8	7.2	11.0	13.8	12.4
(Five)	3.1	0.3	2.4	4.8	5.0	4.3
(Six)	1.2	0.1	0.7	1.4	2.0	2.1
(Seven)	0.5	-	0.1	0.3	0.9	1.0
(Eight Or More)	0.3	0.1	0.1	0.3	0.5	0.6
(None)	95.7	98.0	96.6	96.7	95.1	90.6
(Yes, One)	3.7	1.4	2.8	2.9	4.4	8.5
(Two)	0.5	0.5	0.5	0.2	0.4	0.7
(Three)	0.1	0.1	0.1	-	0.1	0.2
(Four Or More)	-	-	-	-	-	0.1
(None)	98.0	98.3	98.8	98.3	97.6	97.0
(Yes, One)	1.5	1.1	0.8	1.5	2.0	2.4
(Two)	0.3	0.4	0.3	0.1	0.4	0.4
(Three)	0.1	0.1	0.1	-	-	0.1
(Four Or More)	0.1	0.1	0.1	0.1	-	0.1
<u>NUMBER OF DEPENDENTS</u>						
None	14.3	38.0	11.3	4.8	3.4	1.3
One	11.9	23.9	11.1	4.6	7.0	6.7
Two	18.0	19.4	16.5	26.4	13.4	12.9
Three	23.5	13.2	29.8	22.2	26.9	31.8
Four	18.1	3.9	20.3	23.1	25.9	24.5
Five	8.8	1.1	7.5	11.6	14.1	13.8
Six	3.4	0.4	2.5	5.2	5.3	4.8
Seven	1.3	0.1	0.8	1.6	2.2	2.4
Eight	0.5	-	0.2	0.4	1.1	1.0
Nine Or More	0.3	-	0.1	0.2	0.6	0.7

TABLE 137 - PERCENTAGED DISTRIBUTION OF USAF COMMISSIONED OFFICERS BY YEAR IN WHICH SERVING IN ACTIVE MILITARY SERVICE, BY SELECTED CHARACTERISTICS AND ATTITUDES, WORLD-WIDE - 31 MAY 1964

SELECTED CHARACTERISTICS AND ATTITUDES	TOTAL	YEAR IN WHICH SERVING				
		First Through Fourth	Fifth Through Ninth	Tenth Through Fourteenth	Fifteenth Through Nineteenth	Twenty And Over
<u>MOST IMPORTANT REASON FOR ORIGINAL ENTRY ON AF ACTIVE DUTY</u>						
Can't Remember	1.3	1.5	1.6	1.0	1.1	1.2
Was Drafted, Ordered To Active Duty, Or Reassigned	5.7	2.2	2.9	4.3	10.9	9.7
Travel, Adventure, And New Experiences	4.1	6.2	5.2	3.0	2.4	2.7
Joined In Preference To Other Military Services	16.5	14.0	12.4	34.1	11.4	10.8
Career Opportunities Looked Better Than Civilian Life	5.4	7.0	6.6	4.7	3.9	3.9
Air Force Pay And Fringe Benefits	0.6	1.0	0.5	0.5	0.4	0.3
Air Force Education And Tech Training For Use Later As Civilian	1.7	2.6	2.0	0.9	1.0	1.4
Patriotic Feelings And National Defense	10.8	3.8	3.8	5.9	22.2	21.2
Interested In Aviation And Flying	26.6	18.4	33.0	26.0	28.9	32.2
Security Of Air Force Life (Steady Job And Retirement)	0.8	0.8	0.8	0.6	0.9	1.2
Fulfill Military Obligation	11.1	23.1	15.2	7.9	2.2	1.4
Recall To Active Duty From Reserve Status	1.6	0.3	0.8	1.4	3.9	1.8
Prestige	0.2	0.2	0.4	0.2	0.2	0.3
Better Promotional Opportunities Than Other Military Services	0.3	0.3	0.1	0.5	0.1	0.3
Combination Of The Above	10.7	14.7	11.6	7.5	9.0	8.9
Other Than The Above	2.6	3.8	3.1	1.6	1.2	2.9

Source: Data Applications Division, Data Services Center, Comptroller Of The Air Force.

TABLE 138 - PERCENTAGED DISTRIBUTION OF AIRMEN BY YEAR IN WHICH SERVING IN ACTIVE MILITARY SERVICE, BY SELECTED CHARACTERISTICS AND ATTITUDES, WORLD-WIDE -
31 MAY 1964

SELECTED CHARACTERISTICS AND ATTITUDES	TOTAL	YEAR IN WHICH SERVING				
		First Through Fourth	Fifth Through Ninth	Tenth Through Fourteenth	Fifteenth Through Nineteenth	Twenty And Over
<u>ACTUAL AIRMAN STRENGTH - TOTAL</u> (Rounded to nearest tenth thousand) . . .	721.4	358.4	111.1	129.0	94.3	28.6
<u>PER CENT - TOTAL</u>	100.0	100.0	100.0	100.0	100.0	100.0
<u>GRADE IN WHICH SERVING</u>						
Chief Master Sergeant	0.8	0.1	0.1	0.1	2.4	11.7
Senior Master Sergeant	1.5	0.1	0.2	0.3	5.7	18.0
Master Sergeant	4.3	0.1	0.4	2.5	18.1	33.9
Technical Sergeant	9.1	0.3	2.4	17.3	35.0	23.3
Staff Sergeant	20.6	1.2	28.7	59.5	31.7	10.1
Airman First Class	22.2	19.8	56.3	18.8	5.7	1.4
Airman Second Class	23.3	45.1	9.8	1.1	0.8	0.7
Airman Third Class	15.1	30.7	1.9	0.2	0.3	0.7
Airman Basic	2.1	2.7	0.2	0.1	0.2	0.2
Aviation Cadet	-	0.1	-	-	-	-
<u>MOST FAVORABLE FEATURES OF AIR FORCE CAREER</u>						
Adventure, Travel, New Experiences	12.6	17.4	10.1	6.7	6.9	8.0
Opportunities For More Training And Education	22.7	34.3	17.3	10.0	6.7	6.7
20 Year Retirement Privilege	21.0	6.8	29.5	35.5	42.4	27.6
Retirement Benefits (Pay, Commissary, Medical, Etc.)	10.9	4.8	10.3	19.1	19.3	24.9
Job Responsibilities	1.1	1.4	0.9	0.7	0.7	1.2
Prestige And Status Of Serving In Air Force	1.8	1.9	1.3	1.8	2.0	2.7
Pay And Allowances	0.7	0.5	0.9	0.9	0.4	1.2
Air Force A Good Place To Raise Family	1.1	0.7	1.5	1.7	1.0	1.0
Like Military Life In General	4.9	2.0	6.9	7.4	7.4	12.3
Like Flying And Aviation	2.3	2.7	1.9	2.0	1.7	2.5
Like My Job	4.2	5.3	5.1	2.8	2.0	1.7
Like My Duty Assignments	0.6	0.8	0.6	0.6	0.6	0.7
The Promotion System	0.2	0.2	0.1	0.1	0.1	0.1
Medical Benefits	3.4	5.0	3.1	1.7	1.0	0.6
Security	5.1	4.1	6.2	6.5	5.3	6.6
Some Other Feature	1.9	2.9	1.3	0.8	0.8	1.0
Nothing Favorable	5.5	9.0	3.0	1.7	1.5	1.0
<u>MOST UNFAVORABLE FEATURES OF AIR FORCE CAREER</u>						
Don't Like Military Life In General	6.0	11.0	1.6	0.7	1.0	1.1
The Promotion System	51.1	40.3	58.7	67.1	60.4	53.6
Not Enough Opportunity To Continue Education	1.5	2.4	0.9	0.4	0.5	0.5
Doesn't Provide The Kind Of Work I Like Or Trained To Do	5.6	9.3	2.6	1.7	1.7	1.4
Inadequate Pay And Allowances	14.3	14.5	19.1	11.0	12.4	13.1
Housing Inadequate, Too Expensive, Or Not Available On Base	4.3	2.5	5.4	6.7	5.7	6.6
Separations From Family, Friends Or Home Town	6.3	6.9	4.9	4.9	6.7	9.2
Inconveniences/Hardships Connected With Changes Of Station	2.5	1.8	1.9	2.9	4.4	6.2
Lack Of Opportunity For Desired AF Training	1.6	2.2	1.0	0.9	0.8	0.3
Insecurity	0.3	0.3	0.2	0.2	0.8	0.5
Dislike My Duty Assignments	1.5	2.3	0.9	0.6	1.0	1.2
Some Other Feature	2.0	2.7	1.1	1.2	1.8	1.7
Nothing Unfavorable	2.9	3.7	1.6	1.7	2.8	4.5
<u>AGE ON LAST BIRTHDAY</u>						
17 Years Or Younger	0.9	1.6	-	0.2	0.3	0.5
18 Years	3.9	7.6	0.2	0.2	0.3	0.8
19 Years	7.3	14.4	0.2	0.1	0.2	0.2
20 Years	9.9	19.6	0.2	0.2	0.5	0.8
21 Years	13.4	22.9	11.1	0.4	0.9	2.8
22 Years	8.2	15.6	2.1	0.3	0.3	0.2

TABLE 138 - PERCENTAGED DISTRIBUTION OF AIRMEN BY YEAR IN WHICH SERVING IN ACTIVE MILITARY SERVICE, BY SELECTED CHARACTERISTICS AND ATTITUDES, WORLD-WIDE -
31 MAY 1964

SELECTED CHARACTERISTICS AND ATTITUDES	TOTAL	YEAR IN WHICH SERVING				
		First Through Fourth	Fifth Through Ninth	Tenth Through Fourteenth	Fifteenth Through Nineteenth	Twenty And Over
<u>AGE ON LAST BIRTHDAY (Continued)</u>						
23 Years	5.4	8.8	5.9	0.1	0.2	-
24 Years	4.1	4.6	10.9	0.1	0.2	-
25 Years	3.4	2.3	13.9	0.2	0.1	-
26 Years	3.4	1.2	17.0	0.3	0.2	0.2
27 Years	3.2	0.3	14.5	4.1	0.1	0.2
28 Years	3.3	0.2	10.5	8.5	0.1	0.2
29 Years	3.2	0.1	6.4	12.1	0.2	0.1
30 Years	3.2	0.1	3.0	15.2	0.2	-
31 Years	3.1	0.1	1.0	15.7	0.7	0.1
32 Years	3.2	0.1	0.8	14.8	3.1	-
33 Years	3.1	-	0.6	10.7	8.7	-
34 Years	2.9	0.1	0.5	6.0	13.4	0.1
35 Years	2.6	0.1	0.3	4.0	14.0	0.1
36 Years	2.0	0.1	0.1	2.3	11.7	0.2
37 Years	1.4	0.1	0.2	1.6	7.9	0.7
38 Years	1.1	0.1	0.1	0.8	6.4	3.1
39 Years	1.1	-	0.1	0.8	5.5	6.0
40 Years	0.9	-	-	0.2	3.8	9.0
41 Years	0.9	-	0.1	0.3	3.9	9.2
42 Years	1.0	-	-	0.3	4.0	11.5
43 Years	0.9	-	-	0.1	3.2	10.8
44 Years	0.6	-	-	0.1	2.1	7.3
45 Years	0.7	-	-	0.1	2.2	9.8
46 Years	0.4	-	-	0.1	1.5	5.2
47 Years And Older	1.4	0.1	0.1	0.1	4.2	21.0
<u>PRESENT AIR FORCE PLANS</u>						
If Had The Chance, Would Separate Immediately	10.0	17.0	5.8	2.6	0.9	1.9
Plan To Separate When Current Enlistment Ends	20.4	35.4	10.6	3.2	3.8	3.7
Undecided	25.7	33.1	35.0	11.9	8.2	5.7
Plan To Reenlist One (Or More) Times	5.1	6.6	4.5	2.9	3.2	5.0
(20 Years Service	24.3	5.2	30.5	53.7	53.9	7.4
(21 Years Service	2.3	0.2	2.0	4.5	6.7	6.1
(22 Years Service	3.5	0.2	3.4	8.4	7.7	9.4
(23 Years Service	0.7	0.1	0.7	1.2	1.7	3.7
Plan To Remain On Active Duty Until Retirement With:	0.8	0.1	0.5	1.5	1.7	5.7
(25 Years Service	0.9	0.3	0.9	1.7	1.2	3.2
(26 Years Service	1.3	0.2	0.8	1.4	2.6	13.3
(27 Years Service	0.2	0.1	0.2	0.1	0.2	1.2
(28 Years Service	0.1	0.1	0.1	0.1	0.2	1.1
(29 Years Service	0.2	0.4	0.1	0.1	0.1	1.1
(30 Or More Years Service	4.5	1.2	4.8	6.7	8.0	23.4
<u>PROBABLE RETIREMENT DATE</u>						
(Before July 1964	1.0	1.2	0.4	0.1	0.3	7.3
(Jul 1964 Through Jun 1965	3.6	3.6	0.9	0.2	6.7	19.6
(Jul 1965 Through Jun 1966	3.7	3.5	0.7	0.2	10.9	9.0
(Jul 1966 Through Jun 1967	4.0	3.7	0.6	0.3	13.3	7.7
(Jul 1967 Through Jun 1968	4.3	2.6	0.6	0.3	19.9	6.9
Expect To Retire: (Jul 1968 Through Jun 1969	2.9	0.4	0.3	1.2	16.6	5.7
(Jul 1969 Through Jun 1970	2.0	0.2	0.3	6.0	5.0	4.4
(Jul 1970 Through Jun 1971	3.0	0.3	0.1	13.4	2.5	3.5
(Jul 1971 Through Jun 1972	3.5	0.3	0.2	16.7	1.7	3.4
(Jul 1972 Through Jun 1973	2.8	0.3	0.4	13.4	1.3	3.3
(Jul 1973 Through Jun 1974	2.7	0.2	1.6	11.9	1.1	2.4
(After June 1974	12.0	5.3	38.6	14.0	5.1	1.6
Plan To Remain On Active Duty As Long As Possible	4.0	2.8	4.4	4.8	5.6	9.1
Do Not Plan To Remain On Active Duty Until Retirement	22.8	39.5	14.5	4.7	0.9	0.4
Undecided	27.6	36.0	36.4	12.8	9.2	15.7

TABLE 138 - PERCENTAGED DISTRIBUTION OF AIRMEN BY YEAR IN WHICH SERVING IN ACTIVE MILITARY SERVICE, BY SELECTED CHARACTERISTICS AND ATTITUDES, WORLD-WIDE - 31 MAY 1964

SELECTED CHARACTERISTICS AND ATTITUDES	TOTAL	YEAR IN WHICH SERVING				
		First Through Fourth	Fifth Through Ninth	Tenth Through Fourteenth	Fifteenth Through Nineteenth	Twenty And Over
<u>MARITAL STATUS</u>						
Male:						
(Married)	58.7	28.0	83.9	90.6	91.0	91.2
(Have Never Been Married)	37.8	68.9	12.8	5.5	4.0	3.5
(Divorced And Not Remarried)	1.8	0.9	2.0	2.7	3.5	3.0
(Legally Separated)	0.4	0.3	0.4	0.5	0.6	0.3
(A Widower)	0.3	0.3	0.3	0.3	0.4	0.7
Female:						
(Married And Husband Is An Airman)	0.1	0.2	0.1	0.1	0.1	0.1
(Married And Husband Is An AF Officer Or Warrant Officer)	-	-	-	-	-	-
(Married And Husband Is Member Of Army, Navy Or Marine Corps)	-	-	-	-	-	-
(Married And Husband Is A Civilian)	-	-	-	-	-	-
(Have Never Been Married)	0.8	1.3	0.3	0.2	0.3	1.0
(Divorced And Not Remarried)	0.1	-	0.1	0.1	-	0.2
(Legally Separated)	-	-	-	-	-	-
(A Widow)	-	-	-	-	-	0.1
<u>DEPENDENTS BY TYPE</u>						
Wife Or Husband:						
(None)	41.4	72.5	16.1	9.0	8.5	7.8
(Wife)	58.2	27.2	83.6	90.5	91.2	92.0
(Husband)	0.4	0.4	0.3	0.5	0.4	0.2
Dependent Children:						
(None)	51.7	84.8	24.8	15.6	17.2	19.3
(Yes, One)	15.4	10.7	31.8	13.9	13.9	19.1
(Two)	14.2	3.3	23.4	27.0	24.1	24.9
(Three)	10.3	0.8	13.7	24.3	21.1	19.1
(Four)	5.1	0.2	4.7	12.2	13.5	8.4
(Five)	2.0	0.1	1.2	4.4	5.9	5.6
(Six)	0.8	-	0.2	1.7	2.6	2.1
(Seven)	0.3	-	0.1	0.7	1.0	1.0
(Eight Or More)	0.2	0.1	-	0.3	0.7	0.6
Dependent Parents:						
(None)	96.4	96.2	97.2	96.7	96.1	94.8
(Yes, One)	2.4	2.2	1.8	2.5	3.3	4.4
(Two)	1.0	1.4	0.8	0.6	0.4	0.5
(Three)	0.1	0.1	0.1	0.1	0.1	-
(Four Or More)	0.1	0.1	0.1	0.1	0.1	0.3
Other Dependent Adults:						
(None)	97.7	97.9	98.0	97.5	97.3	95.4
(Yes, One)	1.4	1.2	1.1	1.7	1.7	3.6
(Two)	0.4	0.4	0.4	0.3	0.3	0.5
(Three)	0.3	0.2	0.1	0.3	0.5	0.1
(Four Or More)	0.3	0.3	0.4	0.1	0.1	0.4
<u>NUMBER OF DEPENDENTS</u>						
None	40.0	68.9	24.4	6.4	5.2	4.1
One	13.0	14.9	11.6	9.5	11.9	14.6
Two	13.4	10.9	20.0	13.6	13.6	18.5
Three	14.2	3.6	23.2	26.5	23.8	24.7
Four	10.4	0.8	14.1	24.0	20.8	19.8
Five	5.3	0.3	5.0	12.5	13.6	8.1
Six	2.2	0.2	1.3	4.7	6.4	5.9
Seven	0.9	0.1	0.2	1.7	2.8	2.5
Eight	0.4	0.1	0.1	0.8	1.2	1.0
Nine Or More	0.2	0.1	0.2	0.2	0.7	0.6
<u>HIGHEST LEVEL OF EDUCATION NOW (Count General Educational Development Credits)</u>						
Grammar School (Did Not Graduate)	0.7	0.7	0.3	0.6	1.2	1.8
Grammar School Graduate	1.0	0.5	0.6	1.5	2.0	2.5
High School (Did Not Graduate)	8.2	8.0	6.2	8.6	10.3	10.0
High School Graduate	64.9	64.4	71.5	67.1	58.5	56.1

TABLE 138 - PERCENTAGED DISTRIBUTION OF AIRMEN BY YEAR IN WHICH SERVING IN ACTIVE MILITARY SERVICE, BY SELECTED CHARACTERISTICS AND ATTITUDES, WORLD-WIDE -
31 MAY 1964

SELECTED CHARACTERISTICS AND ATTITUDES	TOTAL	YEAR IN WHICH SERVING				
		First Through Fourth	Fifth Through Ninth	Tenth Through Fourteenth	Fifteenth Through Nineteenth	Twenty And Over
<u>HIGHEST LEVEL OF EDUCATION NOW (Count General Educational Development Credits)(Continued)</u>						
Less Than Two Years Of College	17.8	19.3	15.9	16.1	17.2	16.7
Two Years Or More Of College, No Degree	6.4	6.2	4.8	5.5	9.2	11.0
College Degree (BS, BA, Or Equivalent, Except LL.B)	0.6	0.6	0.3	0.5	1.1	0.8
Graduate Work Beyond Bachelor Degree	0.2	0.2	0.2	0.1	0.4	0.5
Masters Degree	-	-	-	-	0.1	0.2
Law Degree (LL.B)	-	-	-	-	-	-
Postgraduate Work Beyond Masters Degree	-	-	-	-	0.2	0.1
Doctorate Degree	-	-	-	-	-	0.3
<u>MOST IMPORTANT REASON FOR ORIGINAL ENTRY ON AF ACTIVE DUTY</u>						
Can't Remember	5.9	4.4	6.2	7.3	8.8	6.8
Was Drafted, Ordered To Active Duty, Or Reassigned	3.2	0.5	0.5	1.9	13.0	20.5
Travel, Adventure, And New Experiences	6.5	7.5	6.4	5.3	5.6	2.4
Joined In Preference To Other Military Services	17.9	16.8	18.5	26.5	12.4	10.1
Career Opportunities Looked Better Than						
Civilian Life	7.5	5.4	10.1	10.2	8.6	7.0
Air Force Pay And Fringe Benefits	0.4	0.2	0.4	0.6	0.7	0.6
Air Force Education And Tech Training For Use						
Later As Civilian	11.4	19.0	6.4	3.3	2.6	1.8
Patriotic Feelings And National Defense	3.1	1.7	1.5	3.6	7.1	11.6
Interested In Aviation And Flying	3.5	2.7	3.7	4.0	4.6	7.1
Security Of Air Force Life (Steady Job And						
Retirement)	5.4	1.1	14.8	7.1	7.3	8.6
Fulfill Military Obligation	12.6	19.0	9.0	7.3	3.0	1.8
Recall To Active Duty From Reserve Status	0.5	0.1	0.2	0.4	2.5	1.0
Prestige	0.1	0.2	0.1	0.1	0.1	0.2
Better Promotional Opportunities Than Other						
Military Services	0.3	0.1	0.2	0.3	0.7	0.7
Combination Of The Above	16.0	15.6	16.3	16.2	17.4	14.3
Other Than The Above	5.8	5.8	5.7	5.7	5.9	5.4

Source: Data Applications Division, Data Services Center, Comptroller Of The Air Force.

TABLE 139 -- PERCENTAGED DISTRIBUTION OF USAF OFFICERS BY SELECTED CHARACTERISTICS AND ATTITUDES, BY GRADE IN WHICH SERVING - 31 MAY 1963

SELECTED CHARACTERISTICS AND ATTITUDES	TOTAL	GRADE IN WHICH SERVING						
		Col	Lt Col	Maj	Capt	1st Lt	2nd Lt	WO
<u>ACTUAL OFFICER STRENGTH - TOTAL</u> (Rounded to nearest tenth thousand)	133.9	5.4	15.0	23.9	50.8	22.0	13.9	2.9
<u>PER CENT - TOTAL</u>	100.0	100.0	100.0	100.0	100.0	100.0	100.0	100.0
<u>AGE ON LAST BIRTHDAY</u>								
20 Years Or Younger	0.4	0.5	1.0	0.6	0.3	0.2	0.3	-
21 Years.	0.4	-	0.2	0.2	-	0.3	2.3	0.4
22 Years.	2.2	-	0.3	0.1	0.1	1.1	19.0	-
23 Years.	5.0	0.2	0.2	0.2	0.2	9.9	32.3	-
24 Years.	6.5	1.9	1.1	0.6	0.3	22.6	23.7	0.8
25 Years.	5.4	-	0.1	0.3	1.2	23.4	10.6	-
26 Years.	4.3	0.2	-	0.2	3.3	16.3	4.0	-
27 Years.	4.0	-	0.1	0.4	5.8	9.3	2.6	-
28 Years.	3.9	-	0.1	0.3	7.6	4.6	1.6	-
29 Years.	3.9	-	0.1	0.2	8.6	3.4	0.3	-
30 Years.	4.3	0.5	-	0.4	9.9	2.0	0.9	-
31 Years.	4.0	0.5	0.4	0.3	9.5	1.4	0.2	0.4
32 Years.	4.0	-	0.4	0.8	9.5	0.8	-	1.2
33 Years.	6.9	2.6	2.5	3.3	13.3	3.6	1.8	1.6
34 Years.	3.2	-	0.2	0.9	7.7	0.4	-	1.6
35 Years.	2.9	0.2	0.6	2.9	5.8	0.2	-	3.7
36 Years.	1.7	-	0.2	2.8	2.9	0.1	0.1	0.8
37 Years.	1.5	-	0.5	3.4	2.1	-	0.1	1.6
38 Years.	1.9	0.2	0.8	5.1	2.1	0.1	0.1	2.5
39 Years.	2.8	0.2	2.9	7.7	2.7	0.1	-	2.9
40 Years.	3.3	0.7	6.4	9.4	1.9	-	0.2	2.9
41 Years.	3.3	1.2	7.4	10.0	1.3	0.1	-	6.1
42 Years.	4.0	4.5	11.6	10.9	1.1	0.1	-	6.1
43 Years.	3.7	7.3	12.0	9.7	0.6	-	-	7.0
44 Years.	3.7	12.9	11.2	7.0	0.9	0.1	-	11.5
45 Years.	3.0	12.7	9.4	6.4	0.3	0.1	-	7.8
46 Years.	2.9	13.4	8.8	5.7	0.4	0.1	-	9.8
47 Years.	2.1	11.8	5.7	4.0	0.2	0.1	0.1	10.2
48 Years.	1.7	9.2	6.4	2.2	0.1	-	-	7.0
49 Years.	0.8	5.2	2.8	1.2	0.1	-	-	3.7
50 Years And Older.	2.2	14.1	6.7	3.4	0.2	-	-	10.2
<u>SOURCE OF FIRST ACTIVE DUTY COMMISSION</u>								
Never Served As A Commissioned Officer	1.9	0.2	0.2	0.2	0.1	-	-	85.2
U. S. Air Force Academy, U. S. Army Military Academy, Or U. S. Naval Academy	4.2	6.3	3.4	2.8	4.4	5.3	5.0	1.2
Aviation Cadet (Or Flying Cadet)	35.7	53.7	62.2	60.2	32.9	16.6	3.3	4.5
Officer Candidate School (Or Equivalent In Other Services)	11.0	12.6	15.1	14.9	11.3	7.8	3.8	6.1
Air Force Reserve Officers Training Corps	22.1	0.9	1.2	5.0	30.6	39.3	29.4	0.8
Reserve Officers Training Corps (Other Than Air Force) Direct Appointment	1.8	14.5	4.7	1.4	0.9	0.4	0.3	-
Officer Training School (OTS Since 1959)	9.7	6.3	7.4	7.6	14.9	7.3	3.9	0.4
Commissioned Directly From Flight Officer Status AECF (Airman Education and Commissioning Program)	9.1	0.9	0.4	0.5	0.1	21.5	52.5	0.4
Other (ORC, Etc.)	1.8	0.5	2.0	5.3	1.4	0.2	-	0.8
	0.2	-	-	-	0.1	0.3	1.4	-
	2.4	4.0	3.5	2.0	3.3	1.3	0.6	0.4
<u>PLANS FOR AIR FORCE CAREER AS OF TODAY</u>								
Plan To Remain On Active Duty As Long As Possible	44.6	57.9	56.6	50.8	45.5	34.0	27.6	50.0
Remain On Active Duty Until Complete Present Commitment	9.9	5.9	7.9	5.1	7.2	19.8	16.3	10.7
Plan To Separate Immediately	2.9	2.6	4.2	3.2	2.9	3.3	0.7	3.3
Plan To Stay Until Complete 20 Years Of Service	21.8	4.0	10.9	26.1	32.1	13.1	10.9	10.7
Undecided	20.8	29.6	20.5	14.8	12.3	29.7	44.4	25.4

TABLE 139 -- PERCENTAGED DISTRIBUTION OF USAF OFFICERS BY SELECTED CHARACTERISTICS AND ATTITUDES, BY GRADE IN WHICH SERVING - 31 MAY 1963 (CONTINUED)

SELECTED CHARACTERISTICS AND ATTITUDES	TOTAL	GRADE IN WHICH SERVING						
		Col	Lt Col	Maj	Capt	1st Lt	2nd Lt	WO
<u>MOST FAVORABLE FEATURES OF AIR FORCE CAREER</u>								
Adventure, Travel, New Experiences	11.4	7.7	6.4	5.8	10.3	18.0	23.1	5.3
Opportunities For More Training And Education	8.2	2.3	2.6	4.1	7.2	13.6	20.2	3.3
20 Year Retirement Privilege	18.7	6.3	14.1	20.9	24.1	15.3	9.5	21.8
Retirement Benefits (Pay, Commissary, Medical, Etc.)	13.5	12.1	18.0	18.4	12.8	7.9	6.9	37.4
Job Responsibilities	6.6	16.6	8.8	5.9	5.5	6.8	6.2	2.9
Prestige And Status Of Serving In Air Force	4.1	8.2	7.6	5.7	2.7	2.6	3.7	2.1
Pay And Allowances	2.3	1.2	2.3	1.7	2.9	2.7	0.8	1.2
Air Force A Good Place To Raise Family	0.5	0.2	0.5	0.6	0.3	0.4	0.7	1.2
Like Military Life In General	9.1	19.1	15.9	12.6	7.0	5.3	3.9	14.0
Like Flying And Aviation	15.7	16.1	15.6	16.2	17.2	15.2	13.1	1.6
Like My Job	3.6	4.4	2.6	3.4	3.6	4.3	3.8	2.5
Like My Duty Assignments	1.0	3.3	2.0	0.7	1.0	0.5	0.7	0.4
The Promotion System	-	-	-	-	-	-	0.2	-
Medical Benefits	0.4	-	0.2	0.1	0.2	1.2	1.0	0.4
Security	2.9	2.3	2.6	1.8	3.0	3.6	3.5	5.3
Some Other Feature	0.9	0.2	0.7	1.0	1.1	0.8	1.0	0.4
Nothing Favorable	1.1	-	0.3	0.9	1.1	2.0	1.7	-
<u>MOST UNFAVORABLE FEATURES OF AIR FORCE CAREER</u>								
Don't Like Military Life In General	2.0	0.5	0.2	0.3	2.2	4.1	3.6	-
The Promotion System	26.9	12.8	26.5	34.7	33.5	16.0	13.5	16.4
Not Enough Opportunity To Continue Education	3.4	1.2	2.7	1.3	4.0	5.7	3.1	1.2
Doesn't Provide The Kind Of Work I Like Or Trained To Do	6.2	2.6	2.0	3.6	5.2	11.5	12.7	2.9
Inadequate Pay And Allowances	14.1	27.0	11.5	9.6	11.0	15.2	29.0	19.3
Housing Inadequate, Too Expensive, Or Not Available On Base	12.5	20.0	18.0	14.2	10.6	9.7	10.2	18.9
Separations From Family, Friends Or Home Town	13.2	7.0	11.2	12.0	13.6	16.7	12.5	17.6
Inconveniences/Hardships Connected With Changes Of Station	5.6	11.0	9.4	6.1	5.1	3.2	3.3	9.4
Lack Of Opportunity For Desired AF Training	2.2	-	2.2	1.9	2.5	2.8	1.6	2.5
Insecurity	3.5	1.4	5.0	5.4	4.1	1.6	0.7	1.6
Dislike My Duty Assignments	1.5	0.9	0.8	1.0	1.3	3.6	1.1	0.4
Some Other Feature	5.0	7.7	5.1	5.1	4.5	6.4	3.4	4.9
Nothing Unfavorable	3.9	7.9	5.4	4.7	2.4	3.5	5.2	4.9
<u>MARITAL STATUS</u>								
Male:								
(Married)	84.0	96.5	96.0	94.3	89.7	68.3	49.0	92.7
(Have Never Been Married)	11.4	0.7	1.4	1.4	5.8	24.5	46.0	2.9
(Divorced And Not Remarried)	1.0	1.6	1.3	1.4	1.1	0.4	0.4	2.9
(Legally Separated)	0.2	0.5	0.2	0.1	0.4	0.1	-	0.4
(A Widower)	0.3	0.5	0.4	0.4	0.2	0.2	-	1.2
Female:								
(Married And Husband Is An Airman)	0.1	-	-	-	-	0.2	-	-
(Married And Husband Is An Air Force Officer Or Warrant Officer)	0.1	-	-	-	0.1	0.3	0.1	-
(Married And Husband Is Member Of Army, Navy Or Marine Corps)	0.1	-	-	-	0.1	0.1	0.1	-
(Married And Husband Is A Civilian)	0.1	-	0.1	0.1	0.1	0.1	0.1	-
(Have Never Been Married)	2.5	0.2	0.6	1.7	2.2	5.4	4.3	-
(Divorced And Not Remarried)	0.2	-	0.1	0.2	0.2	0.4	0.1	-
(Legally Separated)	-	-	-	-	-	-	-	-
(A Widow)	0.1	-	0.1	0.1	0.1	-	-	-
<u>ACTIVE FEDERAL MILITARY SERVICE COMPLETED</u>								
Less Than 1 Year	7.0	-	0.2	0.3	3.1	2.5	51.4	0.8
1 Year	6.3	0.5	0.2	0.1	2.0	13.2	32.5	0.4
2 Years	7.0	0.7	0.1	0.1	2.8	33.8	4.3	0.4
3 Years	3.4	-	0.2	-	1.2	17.3	1.5	-
4 Years	4.2	0.5	-	0.4	3.9	14.2	3.2	0.4
5 Years	3.6	-	0.5	0.1	6.2	5.5	2.5	-
6 Years	2.9	-	0.1	0.2	6.3	2.3	0.6	-
7 Years	2.6	0.2	0.2	0.5	5.6	1.7	0.6	0.8
8 Years	3.4	0.7	0.2	0.5	7.6	2.1	0.2	-
9 Years	3.9	0.5	0.3	0.8	9.0	1.3	0.3	-
10 Years	3.5	-	0.5	0.9	8.1	0.8	0.3	0.4
11 Years	3.1	0.2	0.5	1.2	7.0	0.7	0.1	-

TABLE 139 - PERCENTAGED DISTRIBUTION OF USAF OFFICERS BY SELECTED CHARACTERISTICS AND ATTITUDES, BY GRADE IN WHICH SERVING - 31 MAY 1963 (CONTINUED)

SELECTED CHARACTERISTICS AND ATTITUDES	TOTAL	GRADE IN WHICH SERVING						WO
		Col	Lt Col	Maj	Capt	1st Lt	2nd Lt	
<u>ACTIVE FEDERAL MILITARY SERVICE COMPLETED (Continued)</u>								
12 Years	3.1	-	0.5	1.3	7.0	0.7	0.1	-
13 Years	6.9	2.3	2.9	4.1	12.9	3.3	1.8	3.7
14 Years	2.4	0.2	0.5	3.6	4.3	0.1	0.1	1.2
15 Years	3.5	0.5	1.0	9.8	4.2	0.1	0.1	0.8
16 Years	5.2	0.9	2.7	18.6	3.9	-	0.1	2.5
17 Years	5.0	2.1	5.1	20.0	1.8	0.1	0.1	3.7
18 Years	3.3	1.9	4.2	13.2	0.7	-	0.1	3.7
19 Years	2.9	2.6	7.8	8.0	0.8	0.1	-	6.1
20 Years	2.6	3.5	10.4	5.3	0.4	-	-	8.2
21 Years	4.3	9.4	21.8	5.3	0.3	0.2	0.1	12.7
22 Years	4.6	24.9	22.8	2.9	0.3	0.2	0.1	14.3
23 Years	2.9	22.8	11.4	1.7	0.3	0.1	0.1	13.1
24 Years	1.2	11.7	3.0	0.6	0.1	-	-	11.9
25 Years	0.5	5.6	1.5	-	0.1	-	-	4.1
26 Years	0.2	3.5	0.5	-	-	-	-	1.6
27 Years	0.3	2.3	0.5	-	-	-	-	4.5
28 Years	0.2	1.6	0.3	-	-	-	-	3.3
29 Years	0.1	0.2	0.2	-	0.1	-	0.1	0.8
30 Years And Over	0.1	0.5	0.2	-	-	-	-	0.4
<u>TOTAL MILITARY SERVICE COMPLETED FOR PAY PURPOSES</u>								
Less Than 1 Year	6.2	0.5	0.3	0.4	1.9	1.9	48.2	0.4
1 Year	5.5	0.5	0.4	0.1	1.1	10.4	31.9	-
2 Years	6.1	-	0.2	-	1.7	30.4	5.6	0.4
3 Years	3.3	-	0.1	0.1	0.7	17.4	1.5	0.4
4 Years	3.7	0.2	0.3	0.1	2.7	15.2	1.9	0.4
5 Years	3.4	-	0.2	-	6.1	5.7	1.6	-
6 Years	2.5	0.2	-	0.1	5.5	1.7	1.2	-
7 Years	2.6	0.2	0.1	0.3	5.4	2.4	1.0	-
8 Years	3.4	0.5	-	0.2	7.3	2.5	1.5	-
9 Years	4.3	0.2	0.5	0.6	9.1	2.6	1.8	-
10 Years	3.9	-	0.3	0.8	8.5	2.6	0.8	0.4
11 Years	3.5	0.7	0.3	0.9	7.6	1.8	0.3	-
12 Years	3.3	0.2	0.4	1.0	7.5	1.2	0.1	-
13 Years	6.8	2.6	2.8	3.8	12.9	3.2	1.8	2.0
14 Years	1.7	0.2	0.5	1.9	3.3	0.2	0.1	0.4
15 Years	1.8	-	0.4	2.5	3.3	-	-	1.2
16 Years	1.9	-	0.5	3.5	3.0	0.1	0.1	2.0
17 Years	1.6	0.2	0.6	4.0	1.8	0.2	0.2	2.8
18 Years	1.0	-	0.8	2.4	1.2	-	-	0.8
19 Years	1.4	-	2.0	3.4	1.2	0.1	0.1	5.3
20 Years	2.3	0.7	3.0	6.1	1.7	-	0.1	6.9
21 Years	9.1	6.9	22.0	26.2	3.4	0.1	0.1	14.2
22 Years	10.5	28.4	33.3	25.2	1.6	0.3	0.2	18.7
23 Years	4.8	19.4	16.1	8.9	0.7	-	0.1	13.4
24 Years	1.9	11.3	4.6	3.1	0.3	-	-	11.0
25 Years	1.1	7.6	3.9	1.4	0.2	-	-	4.5
26 Years	0.6	6.4	1.8	0.8	-	-	0.1	2.0
27 Years	0.7	3.8	1.6	0.7	0.2	-	-	5.7
28 Years	0.4	2.8	1.1	0.4	-	-	-	3.7
29 Years	0.2	1.9	0.8	0.2	-	-	-	2.0
30 Years And Over	0.4	4.5	1.3	0.2	-	-	-	1.2
<u>ACTIVE FEDERAL MILITARY SERVICE IN PRESENT GRADE</u>								
<u>LEVEL</u>								
Less Than 4 Months	6.1	1.7	0.8	3.1	3.2	15.5	16.4	-
4 Through 7 Months	6.6	8.0	0.3	0.4	4.2	16.7	18.5	1.6
8 Through 12 Months	11.7	0.7	9.5	7.2	7.0	13.8	37.0	24.5
13 Through 17 Months	9.3	10.6	10.0	9.2	3.9	13.0	23.8	1.6
18 Through 23 Months	10.6	0.9	3.2	6.1	16.0	13.9	1.6	27.3
24 Through 29 Months	8.0	10.4	23.6	12.4	2.5	10.2	0.1	3.3
30 Through 35 Months	8.0	1.2	2.6	5.5	12.8	9.2	0.2	12.7

TABLE 139 — PERCENTAGED DISTRIBUTION OF USAF OFFICERS BY SELECTED CHARACTERISTICS AND ATTITUDES, BY GRADE IN WHICH SERVING — 31 MAY 1963 (CONTINUED)

SELECTED CHARACTERISTICS AND ATTITUDES	TOTAL	GRADE IN WHICH SERVING							
		Col	Lt Col	Maj	Capt	1st Lt	2nd Lt	WO	
ACTIVE FEDERAL MILITARY SERVICE IN PRESENT GRADE									
<u>LEVEL (Continued)</u>									
36 Through 41 Months	5.3	7.6	8.4	13.6	2.7	2.6	0.3	7.3	
42 Through 47 Months	5.2	3.3	4.1	6.5	8.4	0.6	-	5.7	
48 Through 53 Months	7.5	6.6	6.0	9.3	10.6	3.8	2.0	3.7	
54 Through 59 Months	1.8	-	1.4	0.8	3.6	0.2	0.1	1.6	
60 Through 65 Months	4.1	4.0	5.1	3.9	6.8	0.1	0.1	1.6	
66 Through 71 Months	0.6	-	0.3	0.4	1.2	0.1	-	-	
72 Through 77 Months	2.9	2.8	2.9	1.4	5.5	0.2	0.1	2.0	
78 Through 83 Months	0.4	-	0.5	0.6	0.7	-	-	0.4	
84 Through 89 Months	3.0	4.3	3.8	3.8	4.3	0.1	-	2.9	
90 Through 95 Months	0.8	0.2	0.8	1.0	1.4	-	-	-	
96 Or More Months	8.1	37.6	16.7	14.5	5.2	0.2	-	3.7	
<u>PROBABLE RETIREMENT DATE</u>									
(Before July 1964	1.2	1.9	1.7	2.3	0.7	0.8	0.5	1.6	
(Jul 1964 Through Jun 1965	4.1	4.4	14.4	7.6	1.4	0.8	0.2	7.4	
(Jul 1965 Through Jun 1966	3.0	2.8	9.0	6.8	0.8	0.5	0.3	10.7	
(Jul 1966 Through Jun 1967	3.2	6.1	4.8	8.4	1.3	0.7	0.3	10.2	
(Jul 1967 Through Jun 1968	3.3	7.0	4.7	8.1	2.0	0.6	1.0	2.9	
Expect To Retire: (Jul 1968 Through Jun 1969	2.7	6.1	3.5	6.3	2.0	0.2	0.3	7.8	
(Jul 1969 Through Jun 1970	2.7	12.1	4.0	3.5	2.4	0.4	-	6.1	
(Jul 1970 Through Jun 1971	6.1	10.7	6.4	4.9	8.3	3.2	1.7	8.6	
(Jul 1971 Through Jun 1972	2.8	4.4	4.4	2.3	3.9	0.3	0.3	4.9	
(Jul 1972 Through Jun 1973	2.6	2.8	4.1	2.4	3.6	0.7	0.3	3.3	
(Jul 1973 Through Jun 1974	2.1	0.9	1.9	1.3	4.1	0.2	0.6	1.2	
(After June 1974	13.0	1.2	2.7	6.7	19.8	15.9	12.9	1.2	
Plan To Remain On Active Duty As Long As Possible	27.1	18.0	21.1	26.9	31.7	27.2	22.8	16.8	
Do Not Plan To Remain On Active Duty Until Retirement	8.0	0.7	0.4	0.5	7.2	21.4	16.3	0.4	
Undecided	18.1	20.8	16.9	11.8	10.8	27.3	42.5	16.8	
<u>DEPENDENTS BY TYPE</u>									
Wife Or	(None	15.7	2.3	3.5	5.7	9.8	31.4	51.1	5.7
Husband:	(Wife	84.0	97.2	96.2	94.0	90.0	68.4	48.8	94.3
	(Husband	0.2	0.5	0.3	0.2	0.2	0.3	0.1	-
	(None	26.4	5.6	9.4	10.6	16.4	52.2	78.3	18.4
	(Yes, One	18.4	16.9	14.0	16.7	18.9	25.9	14.3	15.1
	(Two	23.9	33.3	31.9	28.7	26.5	15.9	5.0	29.4
Dependent	(Three	18.0	24.4	24.9	24.0	22.7	4.0	1.5	20.0
Children:	(Four	8.3	12.2	11.8	12.3	10.0	1.3	0.5	10.2
	(Five	3.1	3.5	4.1	4.7	3.8	0.5	0.1	4.5
	(Six	1.2	2.8	2.3	1.6	1.2	0.2	0.1	1.6
	(Seven	0.5	0.5	1.1	0.9	0.3	0.1	-	-
	(Eight Or More	0.3	0.7	0.5	0.4	0.2	-	0.2	0.8
Dependent	(None	95.7	88.3	91.0	93.9	96.7	98.7	98.4	94.7
Parents:	(Yes, One	3.7	9.8	8.3	5.4	2.7	1.0	1.1	5.3
	(Two	0.5	1.2	0.6	0.6	0.4	0.2	0.5	-
	(Three	0.1	0.7	0.1	-	0.1	-	-	-
	(Four Or More	-	-	-	-	-	0.1	-	-
Other Dependent	(None	98.0	95.0	96.8	97.2	98.4	98.8	99.1	98.8
Adults:	(Yes, One	1.5	4.1	2.5	2.3	1.3	0.8	0.6	0.8
	(Two	0.3	0.7	0.4	0.3	0.2	0.3	0.3	0.4
	(Three	0.1	0.2	0.2	-	-	0.1	0.1	-
	(Four Or More	0.1	-	0.2	0.1	0.1	0.1	-	-
<u>NUMBER OF DEPENDENTS</u>									
None	14.3	0.2	1.8	3.9	8.4	30.6	50.1	2.9	
One	11.9	4.4	6.5	6.5	8.1	21.4	28.3	15.2	
Two	18.0	16.8	13.8	15.7	18.4	25.5	14.2	14.8	
Three	23.5	31.5	30.0	28.2	26.1	16.1	5.1	30.3	
Four	18.1	24.5	25.5	24.1	22.7	4.1	1.7	19.3	

TABLE 139 - PERCENTAGED DISTRIBUTION OF USAF OFFICERS BY SELECTED CHARACTERISTICS AND ATTITUDES, BY GRADE IN WHICH SERVING - 31 MAY 1963 (CONTINUED)

SELECTED CHARACTERISTICS AND ATTITUDES	TOTAL	GRADE IN WHICH SERVING						
		Col	Lt Col	Maj	Capt	1st Lt	2nd Lt	WO
<u>NUMBER OF DEPENDENTS (Continued)</u>								
Five	8.8	13.8	13.2	12.9	10.4	1.4	0.4	11.9
Six	3.4	4.9	4.5	5.3	4.1	0.5	0.1	3.7
Seven	1.3	2.6	2.9	1.7	1.3	0.3	0.1	1.6
Eight	0.5	0.7	1.1	1.1	0.3	0.1	-	-
Nine Or More	0.3	0.7	0.6	0.5	0.3	0.1	-	0.4
<u>ENTITLED TO QUARTERS' ALLOWANCE</u>								
No	8.1	5.1	2.2	2.2	5.0	14.7	28.2	2.5
Yes, But No Cash Payment, Government Quarters Provided For Dependents	31.8	44.2	40.0	37.2	34.5	21.8	13.2	38.1
Yes, Receive Part Of Allowance In Cash, Government Quarters Provided For Dependents	0.5	0.7	0.7	0.2	0.9	0.1	0.2	-
Yes, Receive Cash Payments At "Without" Dependent Rate	3.0	0.5	2.0	3.1	6.2	17.8	18.7	2.5
Yes, Receive Cash Payments At "With" Dependent Rate	51.6	49.5	55.2	57.3	53.4	45.7	39.7	57.0
<u>HIGHEST LEVEL OF EDUCATION NOW (Include Accepted General Educational Development Credits)</u>								
Less Than High School Graduate	0.3	0.2	0.2	0.4	0.1	0.4	0.3	0.4
High School Graduate	6.1	1.2	8.8	11.0	5.2	1.8	0.2	37.7
Less Than Two Years Of College	10.2	5.6	12.3	14.6	10.2	7.9	1.7	31.1
Registered Nurse Diploma	2.0	-	0.2	1.0	1.6	5.1	3.2	0.4
Two Years Or More Of College, No Degree	19.1	25.1	30.8	28.1	18.0	11.7	3.2	21.7
College Degree (BS, BA Or Equivalent, Except LL.B)	35.3	24.4	19.1	19.3	31.7	54.0	75.0	5.7
Bachelor Of Divinity (BD)	0.5	0.7	0.7	0.6	0.6	0.2	0.1	-
Graduate Work Beyond Bachelor Degree	9.8	11.2	9.3	8.4	10.5	10.3	10.9	1.2
Master's Degree	8.9	15.9	10.7	10.3	9.8	6.0	4.3	1.6
Law Degree (LL.B)	1.1	3.7	2.2	0.9	1.1	0.8	0.1	-
Postgraduate Work Beyond Master's Degree	1.9	4.7	2.9	2.9	1.6	1.1	0.6	-
Doctorate Degree	0.3	0.9	0.5	0.2	0.2	0.4	-	-
Medical Or Dental Degrees (MD, DDS, Vet'n, Etc.)	4.6	6.3	2.3	2.2	9.4	0.4	0.4	-
<u>MOST IMPORTANT REASON FOR ORIGINAL ENTRY ON AF ACTIVE DUTY</u>								
Can't Remember	1.3	1.6	0.5	1.4	1.3	1.5	1.2	2.9
Was Drafted, Ordered To Active Duty, Or Reassigned	5.7	7.0	10.4	10.5	4.9	1.0	0.5	13.1
Travel, Adventure, And New Experiences	4.1	4.0	2.0	1.6	4.0	6.7	6.8	5.3
Joined In Preference To Other Military Services	16.5	9.6	12.9	14.2	19.2	16.1	17.6	15.1
Career Opportunities Looked Better Than Civilian Life	5.4	4.2	2.5	4.0	4.8	8.0	8.9	6.9
Air Force Pay And Fringe Benefits	0.6	-	0.5	0.5	0.8	0.7	0.3	0.8
Air Force Education And Tech Training For Use Later As Civilian	1.7	0.9	0.9	0.7	1.7	1.8	3.7	4.1
Patriotic Feelings And National Defense	10.8	15.0	24.0	21.7	5.7	3.8	4.7	14.7
Interested In Aviation And Flying	26.6	40.4	30.4	29.1	27.6	23.8	17.0	11.8
Security Of Air Force Life (Steady Job And Retirement)	0.8	1.2	0.6	0.5	0.9	0.7	0.8	4.5
Fulfill Military Obligation	11.1	1.6	2.0	2.5	14.7	17.7	17.9	2.0
Recall To Active Duty From Reserve Status	1.6	4.0	2.2	2.7	1.4	0.5	0.2	1.6
Prestige	0.2	0.9	0.1	0.2	0.3	0.2	0.1	0.4
Better Promotional Opportunities Than Other Military Services	0.3	-	0.4	0.2	0.3	0.4	0.1	0.4
Combination Of The Above	10.7	6.8	8.6	8.2	9.9	13.7	17.0	12.7
Other Than The Above	2.6	2.8	2.1	1.8	2.5	3.3	3.4	3.7

Source: Data Applications Division, Data Services Center, Comptroller Of The Air Force.

TABLE 140 - PERCENTAGED DISTRIBUTION OF USAF AIRMEN BY SELECTED CHARACTERISTICS AND ATTITUDES, BY GRADE IN WHICH SERVING - 31 MAY 1964

SELECTED CHARACTERISTICS AND ATTITUDES	TOTAL	GRADE IN WHICH SERVING							
		MSgt	TSgt	SSgt	A1C	A2C	A3C	AB	AC
<u>ACTUAL AIRMAN STRENGTH - TOTAL</u> (Rounded to nearest tenth thousand)	721.4	47.8	66.1	148.4	159.9	168.0	116.3	14.7	0.2
<u>PER CENT - TOTAL</u>	100.0	100.0	100.0	100.0	100.0	100.0	100.0	100.0	100.0
<u>AGE ON LAST BIRTHDAY</u>									
17 Years Or Younger	0.9	0.4	0.6	0.2	0.1	0.3	3.5	7.0	4.5
18 Years	3.9	0.4	0.1	0.2	0.3	2.1	19.3	16.3	-
19 Years	7.2	0.1	0.1	0.1	0.4	11.0	26.3	20.1	-
20 Years	2.9	0.5	0.4	0.2	3.9	22.9	19.6	17.2	4.5
21 Years	13.4	2.8	2.7	2.7	13.3	27.2	15.6	25.1	22.7
22 Years	8.2	0.3	0.3	0.8	13.1	14.7	8.1	7.9	45.5
23 Years	5.4	-	0.1	0.9	10.4	8.6	4.3	2.9	18.2
24 Years	4.1	-	0.1	1.3	9.5	5.8	1.5	0.7	-
25 Years	3.4	0.1	0.2	2.5	9.3	2.8	0.5	0.2	-
26 Years	3.4	0.3	0.4	4.2	8.9	1.7	0.2	0.2	-
27 Years	3.2	-	0.6	6.6	6.8	0.9	0.2	0.2	-
28 Years	3.3	0.3	1.8	8.7	5.3	0.5	0.1	-	-
29 Years	3.2	0.4	2.4	9.2	4.5	0.3	0.1	-	-
30 Years	3.2	0.6	4.1	9.7	3.4	0.3	0.1	-	-
31 Years	3.1	1.1	5.9	9.2	2.3	0.2	-	0.2	4.5
32 Years	3.2	2.1	8.8	8.9	1.8	0.2	-	0.2	-
33 Years	3.1	4.9	11.0	7.4	1.3	0.1	-	-	-
34 Years	2.9	6.3	11.8	5.7	1.1	0.1	0.1	0.2	-
35 Years	2.6	8.4	9.6	5.1	0.8	0.1	-	0.2	-
36 Years	2.0	6.4	7.3	3.7	0.6	0.1	0.1	0.2	-
37 Years	1.4	3.8	4.8	2.7	0.6	0.1	-	-	-
38 Years	1.1	4.6	3.7	2.0	0.5	-	-	-	-
39 Years	1.1	5.4	3.9	1.6	0.3	-	-	-	-
40 Years	0.9	5.8	3.0	0.9	0.2	-	0.1	-	-
41 Years	0.9	6.0	2.7	1.1	0.2	-	-	-	-
42 Years	1.0	7.5	2.9	1.0	0.3	-	-	-	-
43 Years	0.9	6.3	2.4	0.8	0.3	-	-	-	-
44 Years	0.6	4.8	1.7	0.4	-	-	-	-	-
45 Years	0.7	5.4	1.4	0.8	0.1	-	0.1	0.7	-
46 Years	0.4	3.5	1.3	0.2	-	-	-	0.2	-
47 Years And Older	1.4	11.1	3.9	1.2	0.3	0.1	-	-	-
<u>ENLISTMENTS (INCLUDING DRAFTS AND RECALLS)</u>									
<u>SERVED</u>									
On First AF Enlistment, No Prior Military Service	45.8	0.9	0.8	1.7	34.1	88.2	95.3	88.0	90.9
Second Or Later (Reenlisted Immediately Within									
AF Enlistment 24 Hours	36.1	60.1	64.8	68.5	47.1	5.5	1.9	3.2	9.1
And On Last (Reenlisted Within 2 - 90 Days	1.5	1.0	1.3	3.3	2.5	0.3	0.1	0.7	-
Reenlistment: (Reenlisted After 90 Days	2.4	0.8	1.4	2.2	4.5	2.4	0.7	3.8	-
On First AF Enlistment, With Prior Military Service	2.1	0.9	1.2	1.5	2.8	2.7	1.6	2.9	-
Second Or Later (Reenlisted Immediately (Within									
AF Enlistment 24 Hours)	11.2	34.8	29.3	21.2	7.7	0.5	0.3	1.4	-
And On Last (Reenlisted Within 2 - 90 Days	0.4	0.6	0.9	0.8	0.4	0.1	-	-	-
Reenlistment: (Reenlisted After 90 Days	0.5	0.7	0.4	0.9	0.9	0.3	0.1	-	-
<u>MOST FAVORABLE FEATURES OF AIR FORCE CAREER</u>									
Adventure, Travel, New Experiences	12.6	5.8	5.7	7.6	13.4	17.4	17.5	12.4	18.2
Opportunities For More Training And Education	22.7	4.5	6.4	11.5	21.2	29.3	43.7	49.1	9.1
20 Year Retirement Privilege	21.0	40.4	43.7	35.6	17.7	8.5	6.3	6.8	4.5
Retirement Benefits (Pay, Commissary, Medical, Etc.)	10.9	22.2	18.8	17.8	10.0	5.2	3.6	2.7	4.5
Job Responsibilities	1.1	1.2	0.9	0.6	1.2	1.2	1.4	0.7	-
Prestige And Status Of Serving In Air Force	1.8	1.7	2.1	1.8	1.8	1.7	2.0	2.0	4.5
Pay And Allowances	0.7	0.5	0.8	0.9	0.8	0.5	0.4	1.1	4.5
Air Force A Good Place To Raise Family	1.1	0.9	1.1	1.5	1.6	0.7	0.4	0.5	9.1
Like Military Life In General	4.9	9.5	7.1	7.0	5.7	2.2	2.0	2.0	4.5

TABLE 140 - PERCENTAGED DISTRIBUTION OF USAF AIRMEN BY SELECTED CHARACTERISTICS AND ATTITUDES, BY GRADE IN WHICH SERVING - 31 MAY 1964 (CONTINUED)

SELECTED CHARACTERISTICS AND ATTITUDES	TOTAL	GRADE IN WHICH SERVING							
		MSgt	TSgt	SSgt	ALC	A2C	A3C	AB	AC
<u>MOST FAVORABLE FEATURES OF AIR FORCE</u>									
<u>CAREER (Continued)</u>									
Like Flying And Aviation	2.3	2.2	2.2	1.7	2.2	2.5	2.9	2.5	31.8
Like My Job	4.2	1.8	2.5	3.1	5.4	5.8	3.8	2.7	-
Like My Duty Assignments	0.6	0.7	0.4	0.6	0.7	0.7	0.6	1.8	-
The Promotion System	0.2	0.1	0.1	0.1	0.3	0.2	0.1	0.2	-
Medical Benefits	3.4	0.7	0.8	1.5	4.2	5.7	4.1	3.4	-
Security	5.1	6.1	6.0	6.1	5.9	4.5	2.8	5.0	4.5
Some Other Feature	1.9	0.7	0.7	0.9	1.9	3.6	1.9	1.4	-
Nothing Favorable	5.5	0.9	0.8	1.8	6.0	10.4	6.3	5.7	4.5
<u>MOST UNFAVORABLE FEATURES OF AIR FORCE</u>									
<u>CAREER</u>									
Don't Like Military Life In General	6.0	0.8	0.8	1.0	6.6	11.3	8.0	11.1	9.1
The Promotion System	51.1	36.0	59.2	65.7	57.5	46.8	34.3	20.8	13.6
Not Enough Opportunity To Continue Education	1.5	0.9	0.5	0.5	1.6	1.8	3.0	1.1	13.6
Doesn't Provide The Kind Of Work I Like Or Trained To Do	5.6	0.9	1.5	1.9	4.4	7.9	12.0	14.5	-
Inadequate Pay And Allowances	14.3	22.3	15.1	11.5	11.6	15.7	16.0	13.6	4.5
Housing Inadequate, Too Expensive, Or Not Available On Base	4.3	9.4	7.3	5.9	4.4	2.0	2.1	1.6	-
Separations From Family, Friends Or Home Town	6.3	12.0	6.4	5.3	5.3	4.9	8.3	13.8	27.3
Inconveniences/Hardships Connected With Changes Of Station	2.5	8.4	3.7	2.8	2.0	1.4	1.5	0.9	4.5
Lack Of Opportunity For Desired AF Training	1.6	0.6	0.6	1.1	1.4	1.9	2.7	2.5	-
Insecurity	0.3	0.8	0.4	0.3	0.4	0.4	0.1	-	-
Dislike My Duty Assignments	1.5	0.8	0.8	0.8	1.4	1.9	2.6	3.2	-
Some Other Feature	2.0	2.6	1.4	1.1	1.6	2.1	3.7	4.3	13.6
Nothing Unfavorable	2.9	4.4	2.3	2.1	1.8	2.0	5.8	12.7	13.6
<u>PRESENT AIR FORCE PLANS</u>									
If Had The Chance, Would Separate Immediately	10.0	1.2	1.0	2.3	10.9	18.9	13.3	14.9	9.1
Plan To Separate When Current Enlistment Ends	20.4	2.4	2.7	4.6	22.8	35.6	31.4	25.6	-
Undecided	25.7	11.7	11.1	14.2	25.4	32.7	43.1	38.2	31.8
Plan To Reenlist One (Or More) Times	5.1	3.8	3.6	2.9	6.8	5.6	5.4	10.0	4.5
(20 Years Service)	24.3	29.2	48.9	51.7	24.3	4.7	4.3	7.5	22.7
(21 Years Service)	2.3	5.0	5.4	4.7	1.9	0.3	0.1	0.9	-
(22 Years Service)	3.5	9.6	8.6	7.4	2.1	0.3	0.1	0.5	-
(23 Years Service)	0.7	2.6	2.0	1.2	0.4	-	-	0.2	-
Plan To Remain On Active Duty	0.8	3.6	2.3	1.4	0.3	0.1	0.1	-	4.5
(24 Years Service)	0.9	2.2	1.5	1.6	0.8	0.2	0.3	0.2	-
(25 Years Service)	1.3	10.1	3.0	1.1	0.3	0.1	0.2	0.2	-
(26 Years Service)	0.2	0.8	0.3	0.2	0.1	-	-	0.9	-
(27 Years Service)	0.1	0.6	0.4	0.2	0.1	-	-	-	-
(28 Years Service)	0.2	0.5	0.2	0.1	0.1	0.4	0.3	0.5	4.5
(29 Years Service)	4.5	16.7	9.1	6.4	3.5	1.1	1.3	0.5	22.7
(30 Or More Years Service)									
<u>PROBABLE RETIREMENT DATE</u>									
(Before July 1964)	1.0	2.2	1.3	0.5	1.0	1.2	0.8	2.0	-
(Jul 1964 Through Jun 1965)	3.6	9.9	6.0	2.2	3.2	4.0	1.3	2.0	-
(Jul 1965 Through Jun 1966)	3.7	10.5	6.2	2.3	1.6	5.0	2.0	4.3	-
(Jul 1966 Through Jun 1967)	4.0	9.7	7.8	3.3	0.9	3.4	5.7	5.0	-
(Jul 1967 Through Jun 1968)	4.3	11.8	11.7	5.1	1.1	0.6	6.2	6.3	-
Expect To Retire: (Jul 1968 Through Jun 1969)	2.9	8.7	10.2	4.8	1.1	0.3	0.4	0.5	-
(Jul 1969 Through Jun 1970)	2.0	5.1	5.6	4.6	0.8	0.3	0.1	0.2	4.5
(Jul 1970 Through Jun 1971)	3.0	5.4	8.3	7.0	1.4	0.3	0.4	0.5	-
(Jul 1971 Through Jun 1972)	3.5	4.6	6.8	9.4	2.2	0.3	0.4	0.5	4.5
(Jul 1972 Through Jun 1973)	2.8	3.3	5.0	7.8	2.2	0.2	0.2	0.9	-
(Jul 1973 Through Jun 1974)	2.7	1.7	3.1	7.9	2.5	0.3	0.3	-	-
(After June 1974)	12.0	5.8	9.1	20.6	20.6	5.0	3.7	7.3	22.7
Plan To Remain On Active Duty As Long As Possible	4.0	6.9	4.9	4.7	4.1	2.4	3.4	4.5	22.7
Do Not Plan To Remain On Active Duty Until Retirement	22.8	0.8	1.2	4.9	28.8	41.5	30.0	24.9	9.1
Undecided	27.6	13.6	12.7	14.8	28.4	35.0	45.0	41.0	36.4

TABLE 140 - PERCENTAGED DISTRIBUTION OF USAF AIRMEN BY SELECTED CHARACTERISTICS AND ATTITUDES, BY GRADE IN WHICH SERVING - 31 MAY 1964 (CONTINUED)

SELECTED CHARACTERISTICS AND ATTITUDES	TOTAL	GRADE IN WHICH SERVING							
		MSGt	TSgt	SSgt	A1C	A2C	A3C	AB	AC
<u>ACTIVE FEDERAL MILITARY SERVICE COMPLETED</u>									
Less Than 3 Months	1.5	0.2	0.1	0.5	0.3	0.9	3.9	32.8	-
3 Through 5 Months	2.6	0.1	0.1	0.1	0.4	0.4	14.0	14.7	22.7
6 Through 11 Months	7.6	0.2	-	0.1	0.2	3.0	41.5	17.6	59.1
12 Through 23 Months	11.6	0.3	0.6	0.3	0.5	27.8	27.9	15.8	9.1
24 Through 35 Months	11.8	0.4	0.1	0.6	9.5	34.8	6.0	8.4	-
36 Through 41 Months	6.0	-	0.1	0.5	9.9	13.5	2.1	3.2	-
42 Through 47 Months	5.3	0.2	0.2	0.2	12.9	8.5	1.3	1.4	4.5
48 Through 59 Months	3.0	-	-	0.5	9.0	3.2	0.6	0.2	-
5 Years	2.1	0.1	0.1	1.0	6.0	1.8	0.2	0.5	-
6 Years	4.0	1.2	2.0	3.3	9.2	2.9	1.4	0.9	-
7 Years	2.9	0.1	0.1	2.9	8.8	0.9	0.2	0.9	-
8 Years	3.0	-	0.5	5.1	7.9	0.3	0.1	0.2	-
9 Years	4.1	0.2	1.4	10.5	7.4	0.4	0.1	-	-
10 Years	3.8	0.2	2.4	11.4	5.2	0.2	-	0.5	-
11 Years	3.1	0.6	3.7	9.9	3.1	0.2	0.1	-	-
12 Years	4.5	1.7	8.9	13.3	3.6	0.2	-	0.2	-
13 Years	4.1	3.0	12.1	11.7	1.7	0.1	0.1	0.5	4.5
14 Years	2.0	2.2	6.4	5.4	0.8	0.1	-	0.2	-
15 Years	2.8	7.3	11.0	5.1	0.9	0.1	-	-	-
16 Years	3.4	11.3	12.7	6.4	0.7	0.2	0.1	-	-
17 Years	2.5	10.0	10.0	3.9	0.5	0.1	0.1	0.9	-
18 Years	2.7	13.6	9.9	3.4	0.7	0.1	0.1	0.7	-
19 Years	2.0	10.6	7.7	2.1	0.6	-	-	-	-
20 Years	1.1	8.0	4.0	0.8	0.1	-	0.1	-	-
21 Years	1.1	10.0	3.2	0.5	0.1	-	-	0.2	-
22 Years	0.7	7.4	1.3	0.4	-	-	-	-	-
23 Years	0.4	5.4	0.8	0.1	-	-	-	-	-
24 Years	0.2	2.5	0.2	-	-	-	-	-	-
25 Years	0.1	1.0	-	-	-	-	-	-	-
26 Years	-	0.4	-	-	-	-	-	-	-
27 Years And Over	0.1	1.4	0.1	-	-	-	0.1	0.2	-
<u>ACTIVE FEDERAL MILITARY SERVICE IN PRESENT GRADE</u>									
Less Than 4 Months	8.4	7.1	2.9	3.6	6.8	9.3	15.2	54.1	4.5
4 Through 7 Months	11.4	5.7	7.1	4.2	9.3	13.0	25.4	17.0	63.6
8 Through 11 Months	11.5	2.3	2.7	4.4	10.3	14.9	26.4	9.3	31.8
12 Through 17 Months	12.9	13.6	7.3	5.9	11.3	20.5	15.9	8.6	-
18 Through 23 Months	9.0	6.2	7.2	4.4	8.9	14.4	9.6	3.4	-
24 Through 29 Months	9.6	14.0	5.9	7.5	10.9	14.4	4.1	3.8	-
30 Through 35 Months	4.0	3.7	3.5	2.8	5.6	5.7	1.2	1.6	-
36 Through 41 Months	4.4	8.2	3.0	3.4	8.2	3.4	1.1	0.7	-
42 Through 47 Months	2.6	2.5	2.6	2.8	5.5	1.4	0.5	-	-
48 Through 53 Months	2.4	3.3	1.8	3.6	4.7	0.9	0.1	-	-
54 Through 59 Months	1.3	1.7	2.0	2.0	2.1	0.5	0.1	0.5	-
60 Through 65 Months	1.4	1.5	1.7	2.9	2.2	0.4	0.1	-	-
66 Through 71 Months	1.0	1.0	1.5	2.1	1.3	0.2	0.1	-	-
72 Through 77 Months	1.8	1.0	3.2	4.8	1.9	0.3	0.1	0.2	-
78 Through 83 Months	1.4	0.6	1.9	3.9	1.4	0.2	0.1	0.5	-
84 Through 89 Months	2.0	1.1	3.1	5.5	2.4	0.1	-	-	-
90 Through 95 Months	1.4	1.5	3.0	3.5	1.3	0.1	-	-	-
96 Or More Months	13.3	25.0	39.7	32.5	6.0	0.3	0.2	0.5	-
<u>MONTHS OF ACTIVE FEDERAL MILITARY SERVICE IN PREVIOUS LOWER GRADE</u>									
Not Promoted Or Question Doesn't Apply	5.3	1.1	0.8	1.5	1.8	2.1	20.5	48.9	86.4
Less Than 4 Months	11.9	0.3	0.3	0.6	0.4	2.2	67.9	34.6	-
4 Through 7 Months	3.8	1.1	1.0	1.6	1.0	9.9	4.1	5.9	9.1
8 Through 11 Months	10.3	1.5	1.4	3.0	5.0	32.7	2.4	2.0	-
12 Through 17 Months	17.6	4.3	3.4	17.0	26.2	30.0	1.9	3.4	-

TABLE 140 - PERCENTAGED DISTRIBUTION OF USAF AIRMEN BY SELECTED CHARACTERISTICS AND ATTITUDES, BY GRADE IN WHICH SERVING - 31 MAY 1964 (CONTINUED)

SELECTED CHARACTERISTICS AND ATTITUDES	TOTAL	GRADE IN WHICH SERVING							
		MSgt	TSgt	SSgt	ALC	A2C	A3C	AB	AC
<u>MONTHS OF ACTIVE FEDERAL MILITARY SERVICE IN PREVIOUS LOWER GRADE (CONTINUED)</u>									
18 Through 23 Months	10.8	3.9	4.4	12.7	17.6	14.3	0.7	0.9	-
24 Through 29 Months	10.2	11.0	8.1	13.6	18.0	6.6	1.8	1.4	-
30 Through 35 Months	4.5	4.5	6.0	6.9	8.4	1.3	0.4	0.2	-
36 Through 41 Months	5.0	7.1	8.6	9.0	7.9	0.3	0.1	0.9	-
42 Through 47 Months	2.6	3.7	4.9	4.4	4.3	0.2	0.1	-	-
48 Through 53 Months	3.2	4.9	7.9	6.0	3.8	0.1	0.1	0.5	-
54 Through 59 Months	1.7	2.2	3.7	3.5	1.9	0.1	-	0.2	-
60 Through 69 Months	3.0	7.2	9.0	6.5	1.6	0.1	-	0.9	-
70 And More Months	10.1	47.2	40.6	13.6	2.1	0.2	-	0.2	4.5
<u>TOTAL MILITARY SERVICE COMPLETED FOR PAY PURPOSES</u>									
Less Than 4 Months	2.5	0.6	0.4	0.5	0.5	1.1	8.7	38.5	-
4 Through 11 Months	8.8	0.1	0.2	0.2	0.2	3.0	48.5	25.3	72.7
1 Year	8.6	0.2	0.1	0.1	0.3	18.5	24.3	11.3	9.1
2 Years	12.8	0.7	0.8	0.6	7.3	37.7	10.3	12.0	4.5
3 Years	12.4	0.6	0.3	0.8	22.1	26.3	4.3	7.5	9.1
4 Years	3.6	-	0.1	0.5	10.4	4.3	0.6	0.5	-
5 Years	2.0	0.2	0.1	0.9	6.3	1.5	0.3	0.5	-
6 Years	3.7	1.2	1.9	3.0	8.0	3.0	1.5	0.9	-
7 Years	2.4	-	0.1	2.3	7.3	1.0	0.1	-	-
8 Years	3.1	0.1	0.4	4.5	8.3	0.6	0.2	0.5	-
9 Years	4.0	0.2	1.1	9.1	7.7	1.1	0.2	0.2	-
10 Years	3.8	0.1	2.2	10.5	5.9	0.4	0.1	0.2	-
11 Years	3.3	0.5	3.5	10.0	3.9	0.2	0.1	-	-
12 Years	4.7	1.5	8.2	13.6	4.4	0.3	0.1	0.2	-
13 Years	4.1	2.5	11.3	11.5	2.3	0.2	-	0.5	4.5
14 Years	2.2	1.7	5.9	6.2	1.1	0.1	0.1	0.2	-
15 Years	2.6	5.3	9.6	5.4	1.1	0.1	-	-	-
16 Years	3.1	8.4	12.2	6.4	0.6	0.1	0.1	-	-
17 Years	2.4	8.7	10.1	3.9	0.4	0.1	0.1	0.9	-
18 Years	2.6	11.8	9.8	3.7	0.6	0.1	-	0.5	-
19 Years	1.9	9.3	6.9	2.6	0.6	-	-	-	-
20 Years	1.4	9.9	4.9	1.4	0.3	0.1	-	-	-
21 Years	1.5	12.7	4.6	1.0	0.2	-	-	0.2	-
22 Years	1.0	9.1	2.7	0.8	0.1	-	-	-	-
23 Years	0.7	7.2	1.4	0.2	-	-	-	0.2	-
24 Years	0.3	3.0	0.5	0.1	-	-	-	-	-
25 Years	0.1	1.5	0.3	0.1	-	-	-	-	-
26 Years	0.1	0.5	0.1	-	-	-	-	-	-
27 Years	0.1	0.7	0.1	-	-	-	-	-	-
28 Years	0.1	0.6	0.1	-	-	-	-	-	-
29 Years And Over	0.1	0.9	0.1	0.1	-	0.1	-	-	-
<u>MARITAL STATUS</u>									
(Married)	58.7	94.9	92.0	89.5	67.5	33.1	15.1	16.3	18.2
(Have Never Been Married)	37.8	2.4	4.1	6.1	28.8	64.4	81.4	75.8	81.8
Male: (Divorced And Not Remarried)	1.8	1.6	2.4	3.0	2.3	1.1	0.6	0.9	-
(Legally Separated)	0.4	0.3	0.4	0.5	0.6	0.3	0.2	-	-
(A Widower)	0.3	0.5	0.4	0.5	0.2	0.3	0.2	-	-
(Married And Husband Is An Airman)	0.1	0.1	-	0.1	0.1	0.1	0.2	0.5	-
(Married And Husband Is An AF Officer Or Warrant Officer)	-	-	-	-	-	-	-	-	-
(Married And Husband Is Member Of Army, Navy Or Marine Corps)	-	-	-	-	-	-	-	-	-
Female: (Married And Husband Is A Civilian)	-	-	-	-	-	-	-	-	-
(Have Never Been Married)	0.8	0.1	0.3	0.2	0.4	0.6	2.2	6.6	-
(Divorced And Not Remarried)	0.1	-	0.1	0.1	0.1	-	-	-	-
(Legally Separated)	-	-	-	-	-	-	-	-	-
(A Widow)	-	0.2	-	-	-	-	-	-	-

TABLE 140 - PERCENTAGED DISTRIBUTION OF USAF AIRMEN BY SELECTED CHARACTERISTICS AND ATTITUDES, BY GRADE IN WHICH SERVING - 31 MAY 1964 (CONTINUED)

SELECTED CHARACTERISTICS AND ATTITUDES	TOTAL	GRADE IN WHICH SERVING								
		MSgt	TSgt	SSgt	A1C	A2C	A3C	AB	AC	
<u>DEPENDENTS BY TYPE</u>										
Wife Or	(None)	41.4	5.0	7.4	10.4	32.4	67.5	85.4	84.4	90.9
Husband:	(Wife)	58.2	94.9	92.1	89.2	67.2	32.2	14.2	14.7	9.1
	(Husband)	0.4	0.1	0.5	0.4	0.4	0.3	0.4	0.9	-
	(None)	51.7	13.9	15.4	17.6	45.5	80.8	92.9	92.7	95.5
Dependent Children:	(Yes, One)	15.4	16.7	14.4	17.2	22.3	14.3	5.8	2.7	-
	(Two)	14.2	27.0	25.1	26.3	17.0	3.5	0.7	1.8	-
	(Three)	10.3	21.1	23.8	21.6	9.4	0.9	0.4	1.1	-
	(Four)	5.1	12.6	12.4	10.4	4.0	0.3	0.1	0.7	-
	(Five)	2.0	5.8	5.0	4.3	1.2	0.1	0.1	0.2	-
	(Six)	0.8	1.5	2.2	1.6	0.5	-	-	0.5	-
	(Seven)	0.3	0.9	0.9	0.7	0.1	-	0.1	-	4.5
	(Eight Or More)	0.2	0.5	0.7	0.3	0.1	0.1	-	0.2	-
Dependent Parents:	(None)	96.4	96.3	96.2	96.4	96.8	96.5	95.5	95.9	100.0
	(Yes, One)	2.4	3.0	2.7	2.7	2.2	2.0	2.8	2.5	-
	(Two)	1.0	0.3	0.8	0.5	0.7	1.3	1.7	1.4	-
	(Three)	0.1	0.1	0.1	0.1	0.2	0.1	-	-	-
	(Four Or More)	0.1	0.1	0.1	0.2	0.2	0.1	0.1	0.2	-
Other Dependent Adults:	(None)	97.7	96.6	96.8	97.8	97.6	98.0	98.1	96.6	100.0
	(Yes, One)	1.4	2.9	2.1	1.4	1.5	1.1	1.0	0.7	-
	(Two)	0.4	0.2	0.2	0.4	0.5	0.3	0.4	1.6	-
	(Three)	0.3	-	0.7	0.2	0.2	0.3	-	0.9	-
	(Four Or More)	0.3	0.2	0.3	0.2	0.2	0.3	0.5	0.2	-
<u>NUMBER OF DEPENDENTS</u>										
None	40.0	3.9	6.5	9.2	31.5	65.9	82.5	81.6	90.9	
One	13.0	10.9	10.5	10.4	16.3	15.5	10.5	10.4	4.5	
Two	13.4	15.2	12.4	15.1	19.4	12.6	4.9	2.3	-	
Three	14.2	26.5	25.4	25.6	17.1	3.8	0.9	2.5	-	
Four	10.4	21.5	23.2	21.4	9.4	1.1	0.5	1.4	-	
Five	5.3	12.5	12.8	10.8	4.1	0.4	0.4	0.7	-	
Six	2.2	6.4	5.2	4.5	1.4	0.3	0.2	0.5	-	
Seven	0.9	1.8	2.4	1.7	0.5	0.2	0.1	0.5	-	
Eight	0.4	0.9	0.9	0.9	0.2	0.1	-	-	4.5	
Nine Or More	0.2	0.5	0.8	0.3	0.1	0.1	0.1	0.2	-	
<u>ENTITLED TO QUARTERS' ALLOWANCE</u>										
No	41.9	4.3	5.5	8.3	32.1	70.7	87.2	90.7	86.4	
Yes, But No Cash Payment, Government Quarters Provided For Dependents	12.4	44.5	34.4	21.9	5.9	1.4	1.5	2.0	4.5	
Yes, Receive Part Of Allowance In Cash, Government Quarters Provided For Dependents	0.7	1.0	0.9	1.3	0.9	0.2	0.2	-	-	
Yes, Receive Cash Payments At "Without" Dependents Rate	3.2	2.1	2.7	3.5	4.8	3.4	1.4	0.5	-	
Yes, Receive Cash Payments At "With Dependents Rate."	41.8	48.1	56.5	65.1	56.2	24.3	9.7	6.8	9.1	
<u>ELIGIBLE TO RECEIVE SUBSISTENCE ALLOWANCE</u>										
No	41.1	2.8	3.5	6.6	36.0	68.4	84.3	86.0	31.8	
Yes, Payment For One Meal A Day	0.7	0.6	0.8	0.4	0.8	0.9	0.9	0.5	9.1	
Yes, \$2.57 Or \$3.42 Per Day	2.3	5.0	4.7	3.7	1.6	1.3	0.9	0.2	13.6	
Yes, Receive Daily Allowance (\$1.03 Per Day (ZI)	41.8	66.9	65.3	66.0	45.9	23.7	11.6	10.2	4.5	
For Separate Rations Of: (\$1.13 Per Day (O/S)	11.6	21.9	22.3	20.2	12.7	3.8	1.2	2.3	9.1	
Yes, Receive Payment For One Meal Plus Daily Allowance (\$1.05 Per Day (ZI)	1.7	1.9	2.1	2.1	1.9	1.5	0.9	0.9	27.3	
For Separate Rations Of: (\$1.13 Per Day (O/S)	0.8	0.9	1.3	1.0	1.1	0.3	0.3	-	4.5	

TABLE 140 — PERCENTAGED DISTRIBUTION OF USAF AIRMEN BY SELECTED CHARACTERISTICS AND ATTITUDES, BY GRADE IN WHICH SERVING — 31 MAY 1964 (CONTINUED)

SELECTED CHARACTERISTICS AND ATTITUDES	TOTAL	GRADE IN WHICH SERVING							
		MSGT	TSgt	SSgt	A1C	A2C	A3C	AB	AC
<u>HIGHEST LEVEL OF EDUCATION NOW (Count General Educational Development Credits)</u>									
Grammar School (Did Not Graduate)	0.7	0.3	0.6	0.9	0.5	0.6	0.8	4.1	4.5
Grammar School Graduate	1.0	0.7	1.5	1.6	1.1	0.4	0.6	0.9	-
High School (Did Not Graduate)	8.2	5.3	6.4	8.4	7.7	6.4	13.2	13.8	4.5
High School Graduate	64.9	54.2	61.6	66.5	67.8	66.6	64.3	50.0	-
Less Than Two Years Of College	17.8	22.7	20.4	15.4	17.5	19.8	14.7	20.1	9.1
Two Years Or More Of College, No Degree	6.4	14.5	8.4	6.0	4.5	5.6	5.8	10.6	81.8
College Degree (BS, BA, Or Equivalent, Except LL.B)	0.6	1.4	0.9	0.8	0.4	0.4	0.5	0.2	-
Graduate Work Beyond Bachelor Degree	0.2	0.5	0.1	0.3	0.3	0.1	0.1	-	-
Masters Degree	-	0.2	0.1	-	-	-	-	-	-
Law Degree (LL.B)	-	-	-	-	-	-	-	-	-
Postgraduate Work Beyond Masters Degree	-	0.1	0.1	-	0.1	-	-	-	-
Doctorate Degree	-	-	-	-	-	-	-	0.2	-
<u>MOST IMPORTANT REASON FOR ORIGINAL ENTRY ON AF ACTIVE DUTY</u>									
Can't Remember	5.9	4.9	7.0	7.3	7.0	4.6	4.0	6.1	4.5
Was Drafted, Ordered To Active Duty, Or Reassigned	3.2	17.0	9.4	3.7	1.2	0.4	0.4	0.7	-
Travel, Adventure, And New Experiences	6.5	3.4	5.1	5.6	6.8	7.1	8.2	7.2	9.1
Joined In Preference To Other Military Services	17.9	12.1	19.5	22.0	19.7	16.8	14.1	12.4	4.5
Career Opportunities Looked Better Than Civilian Life	7.5	6.7	7.5	9.5	9.5	4.5	6.6	10.4	9.1
Air Force Pay And Fringe Benefits	0.4	0.7	0.7	0.6	0.4	0.1	0.2	0.5	-
Air Force Education And Tech Training For Use Later As Civilian	11.4	2.4	2.6	3.6	9.0	17.3	24.1	22.9	-
Patriotic Feelings And National Defense	3.1	9.1	5.8	3.9	2.0	1.7	1.7	2.0	-
Interested In Aviation And Flying	3.5	7.0	5.1	3.9	3.0	2.8	2.5	1.1	22.7
Security Of Air Force Life (Steady Job And Retirement)	5.4	8.2	8.6	8.4	5.3	3.1	2.5	2.0	-
Fulfill Military Obligation	12.6	3.5	5.0	7.3	14.4	20.3	13.7	10.2	-
Recall To Active Duty From Reserve Status	0.5	2.2	1.6	0.7	0.1	0.1	0.2	0.9	-
Prestige	0.1	0.1	0.1	0.1	0.1	0.1	0.2	0.5	-
Better Promotional Opportunities Than Other Military Services	0.3	0.5	0.3	0.6	0.2	0.1	0.1	0.5	-
Combination Of The Above	16.0	17.0	16.5	16.8	15.8	14.8	16.1	17.6	45.5
Other Than The Above	5.8	5.2	5.1	6.1	5.5	6.3	5.5	5.0	4.5

Source: Data Applications Division, Data Services Center, Comptroller Of The Air Force

Military Training

PART IV



MILITARY TRAINING

INTRODUCTION

Information contained in this part of the "USAF Statistical Digest" covers the subjects of Indoctrination, Flying, Technical, Professional, Technological, and Collegiate Training.

Data include training of USAF military and civilian personnel in US Air Force, US Army, and US Navy, and in joint military schools.

Reporting for the current fiscal year continued in practically the same format as FY 1964.

DEFINITIONS

FLYING TRAINING - The training and instruction given aviation cadets and other students in the art or skill of manning of operating aircraft in any capacity, as in that of pilot, navigator, etc.

FOREIGN NATIONALS - Students who are detailed to the school in an attached status from any foreign country, territory, or possession, excluding those possessions and territories of the United States of America.

GRADUATES - Students who have successfully completed a course in which enrolled.

HOLDOVERS - Students who do not graduate when normally scheduled, but who are still enrolled in the course. These students are reported as enrolled at the beginning of the ensuing period until otherwise disposed of.

INDOCTRINATION TRAINING - A basic or primary training course given to military personnel.

LOSSES - Losses include three groups of students:

1. Those who fail a course because of academic or flying deficiency.
2. Those who are lost from service because of fatality as a direct result of training.
3. Those who are withdrawn from a course because of illness, death, or any reason other than 1 and 2 above and who will not continue that course at a later date.

PROFESSIONAL TRAINING - Formal general educational training in residence and at selected civilian educational institutions or industrial organizations (technological and collegiate) to improve an individual's general qualifications and ability to perform his military duties.

STUDENTS - Training students are those personnel enrolled for the purpose of undergoing standardized courses of instruction at service schools conducted by the US Air Force, US Army, US Navy, and civilian schools and hospitals. (This group includes US Air Force, Air Reserve Forces (Air Force Reserve and Air National Guard), US Army, US Navy, civilians, and foreign nationals.) In referring to USAF training, students fall under these categories:

1. Assigned - Personnel assigned to the school unit and for whom the school unit is responsible for morning report strength accountability.
2. Attached - Personnel attached to the school unit from other units of the US Air Force or other Federal Agencies, who are scheduled to return to their respective units upon completion of the course, and for whom strength accountability is at all times maintained by such other units.

TECHNICAL TRAINING - Formal, field, and on-the-job training (OJT) required to enable an individual to perform one or more of the tasks contained in an Air Force Specialty Description, excepting those officer specialties which involve an aeronautical rating or professional qualifications.

TABLE 141 - USAF MILITARY INDOCTRINATION TRAINING OF USAF PERSONNEL - FY 1964

(Figures within parentheses indicate AFR/ANG personnel and are included in the open figures).

TYPE OF TRAINING	UNDER INSTRUCTION (BEGINNING OF PERIOD)	DURING PERIOD			UNDER INSTRUCTION (END OF PERIOD)
		Entries	Graduates	Losses	
	FY 1964				
<u>TOTAL</u>	(1,390) 14,082	(12,119) 106,177	(11,806) 102,651	(353) 4,868	(1,350) 12,740
<u>OFFICER - TOTAL</u>	31	(65) 1,897	(60) 1,823	3	(5) 102
Basic Military Course (Chaplain)	-	(10) 100	(5) 84	-	(5) 16
Basic Military Course (Legal)	-	(1) 86	(1) 72	-	- 14
Basic Military Course (Medical)	31	(54) 1,711	(54) 1,667	3	- 72
<u>AIRMAN - TOTAL</u>	(1,390) 14,051	(12,054) 104,280	(11,746) 100,828	(353) 4,865	(1,345) 12,638
Basic Military Training	(1,390) 13,357	(12,033) 98,852	(11,735) 96,064	(351) 4,404	(1,337) 11,741
Officer Candidate School	-	-	-	-	-
Officer Training School	694	(21) 5,428	(11) 4,764	(2) 461	(8) 897

Source: Data Applications Division, Data Services Center, Comptroller of the Air Force.

TABLE 142 - USAF FLYING TRAINING OF USAF PERSONNEL BY COURSE - FY 1964

(The differences in the overall total balance is partially explained in footnotes. The remainder is due to adjustments made in reporting under the Automated Student Pipeline Management Information Project, effective, 1 July 1963.)

TYPE OF PERSONNEL AND TYPE OF TRAINING BY COURSE	UNDER INSTRUCTION (BEGINNING OF PERIOD)	DURING PERIOD			UNDER INSTRUCTION (END OF PERIOD)
		Entries	Graduates	Losses	
FY 1964					
<u>TOTAL</u>	<u>5,262</u>	<u>18,245</u>	<u>17,732</u>	<u>792</u>	<u>5,048</u>
<u>OFFICER - TOTAL</u>	<u>4,621</u>	<u>15,797</u>	<u>15,230</u>	<u>608</u>	<u>4,636</u>
<u>Pilot Training - Total</u>	<u>1,925</u>	<u>4,917</u>	<u>4,272</u>	<u>345</u>	<u>2,256</u>
<u>Undergraduate Pilot Training - Total</u>	<u>1,793</u>	<u>4,287</u>	<u>3,573</u>	<u>340</u>	<u>2,196</u>
Primary	909	2,407	1,898	276	1,141
Basic	884	1,880	1,675	64	1,055
<u>Specialized Pilot Training - Total</u>	<u>132</u>	<u>630</u>	<u>699</u>	<u>5</u>	<u>60</u>
Pilot Instructor Training, T-37	33	201	208	-	28
Pilot Instructor Training, T-33, T-38	95	410	476	5	24
Pilot Instructor Training, T-38 (111538q)	-	19	11	-	8
Pilot Instructor Training, T-39	4	-	4	-	-
<u>Navigator and Related Training - Total</u>	<u>1,137</u>	<u>2,906</u>	<u>2,629</u>	<u>158</u>	<u>1,271</u>
<u>Undergraduate Navigator Training - Total</u>	<u>690</u>	<u>1,693</u>	<u>1,459</u>	<u>113</u>	<u>821</u>
Preflight	18	743	767	1	-
Basic (153138B)	672	762	692	111	a/ 628
Basic (153138) Entered at Basic Level	-	188	-	1	a/ 193
<u>Advanced Course - Total</u>	<u>406</u>	<u>635</u>	<u>614</u>	<u>45</u>	<u>387</u>
Electronic Warfare Officer (157104)	155	75	202	9	b/ 13
Electronic Warfare Officer (157105)	-	153	-	1	b/ 161
Navigator-Bombardier Training, MA-6A/7A	251	131	354	20	c/ -
Navigator-Bombardier Training, (152105)	-	276	58	15	c/ 213
<u>Upgrading Course - Total</u>	<u>41</u>	<u>388</u>	<u>366</u>	<u>-</u>	<u>63</u>
Electronic Warfare Officer (B-58)	6	23	29	-	-
Navigator-Bombardier (ASQ-38)	28	234	225	-	37
Navigator-Bombardier (ASQ-42)	7	26	27	-	6
Navigator-Bombardier (ASQ-48)	-	105	85	-	20
<u>Familiarization and Special Course - Total</u>	<u>-</u>	<u>190</u>	<u>190</u>	<u>-</u>	<u>-</u>
Commanders Familiarization, B-52	-	46	46	-	-
Electronic Warfare Familiarization	-	76	76	-	-
Electronic Warfare Refresher	-	65	65	-	-
Radar Bombing Familiarization	-	3	3	-	-
<u>Advanced Flying Training (Individual) - Total</u>	<u>1,545</u>	<u>7,943</u>	<u>8,315</u>	<u>101</u>	<u>1,082</u>
<u>Bomber-Tanker Combat School - Total</u>	<u>649</u>	<u>1,790</u>	<u>2,096</u>	<u>5</u>	<u>340</u>
B-52 Heavy Bomber	371	882	1,034	4	217
B-58 Medium Bomber	57	76	d/ 122	-	11
KC-135 Tanker	221	832	940	1	112
<u>Advanced Flying School (Fighter/Fighter Bomber) - Total</u>	<u>214</u>	<u>503</u>	<u>534</u>	<u>11</u>	<u>172</u>
F-100 Advanced Special	19	32	47	-	4
F-100 Operational Training	116	201	186	6	125
F-101 Jet Transition	5	30	30	-	5
F-105D Operational Training	74	240	271	5	38
<u>Advanced Flying School (Interceptor) - Total</u>	<u>96</u>	<u>429</u>	<u>416</u>	<u>12</u>	<u>97</u>
B-58 Lead in Training (T-33, F-102)	-	24	24	-	-
F-101/F-102 Interceptor Pilot Training	52	98	109	1	40
F-101B Interceptor Pilot Training	20	112	107	5	20

TABLE 142 - USAF FLYING TRAINING OF USAF PERSONNEL BY COURSE - FY 1964 (CONTINUED)

TYPE OF PERSONNEL AND TYPE OF TRAINING BY COURSE	UNDER INSTRUCTION (BEGINNING OF PERIOD)	DURING PERIOD			UNDER INSTRUCTION (END OF PERIOD)
		Entries	Graduates	Losses	
FY 1964 (Continued)					
<u>OFFICERS (Continued)</u>					
<u>Advanced Flying School (Interceptor)-Continued</u>					
F-102A Interceptor Pilot Training (Turnabout)	8	50	49	-	10
F-102A Interceptor Pilot Training (Conversion)	-	54	40	-	e/ 13
F-106 Interceptor Pilot Training	16	91	87	6	e/ 14
<u>Advanced Flying School (Transport) - Total . .</u>	<u>180</u>	<u>1,024</u>	<u>1,007</u>	<u>8</u>	<u>196</u>
C-118 (Pilot)	7	24	f/ 32	-	-
C-118 (Co-Pilot)	11	24	35	-	-
C-118 (Pilot Special)	-	15	14	1	-
C-124 (Pilot)	19	200	127	-	g/ 96
C-124 (Co-Pilot)	43	159	198	5	1
C-124 (Pilot Special)	6	18	24	-	-
C-130A (Pilot)	31	134	147	-	18
C-130B (Pilot)	23	101	103	1	20
C-130E (Pilot)	40	349	327	1	61
<u>Advanced Flying School (Tactical Reconnaissance) - Total</u>	<u>26</u>	<u>94</u>	<u>111</u>	<u>1</u>	<u>8</u>
RB-66 (Pilot and Navigator)	13	50	72	1	-
RP-101 (Pilot)	13	34	39	-	8
<u>Related Advanced Flying Course - Total</u>	<u>380</u>	<u>3,882</u>	<u>3,931</u>	<u>63</u>	<u>269</u>
Combative Measures Instructor (Judo)	-	2	2	-	-
Helicopter Pilot Training, H-19, H-21, H-43B	32	60	74	1	19
Helicopter Pilot Instructor Special Training	-	11	11	-	-
H-43B Pilot and Firefighting Training	8	28	35	2	-
Instrument Pilot Instructor Training (Reciprocating, T-29)	14	51	64	1	-
Instrument Pilot Instructor Training (T-33, T-38)	35	99	124	3	7
Instrument Pilot Instructor Training, T-39	22	116	121	-	17
Survival Training	212	3,446	3,388	52	217
USAF Fighter Weapons Instructor Course, F-100 c/	-	33	24	-	9
Weapons Controller	57	36	88	4	h/ -
<u>Specialized Training - Total</u>	<u>-</u>	<u>221</u>	<u>220</u>	<u>1</u>	<u>-</u>
ATC Instructor Training	-	204	203	1	-
Jet Qualification	-	2	2	-	-
Medical Officers Flight Indoctrination	-	15	15	-	-
<u>Aerospace Research Pilot Course - Total</u>	<u>1/ 14</u>	<u>31</u>	<u>14</u>	<u>4</u>	<u>27</u>
<u>AIRMAN - TOTAL</u>	<u>641</u>	<u>2,448</u>	<u>2,502</u>	<u>184</u>	<u>412</u>
<u>Navigator and Related Training - Total</u>	<u>360</u>	<u>504</u>	<u>565</u>	<u>118</u>	<u>187</u>
<u>Undergraduate Navigator Training - Total</u>	<u>360</u>	<u>504</u>	<u>565</u>	<u>118</u>	<u>187</u>
Preflight	33	247	273	14	-
Basic	327	257	292	104	187
<u>Advanced Flying Training (Individual) - Total</u>	<u>281</u>	<u>1,944</u>	<u>1,937</u>	<u>66</u>	<u>225</u>
<u>Bomber-Tanker Combat School - Total</u>	<u>68</u>	<u>352</u>	<u>347</u>	<u>4</u>	<u>72</u>
B-52 Heavy Bomber	5	129	105	3	26
KC-135 Tanker	63	223	242	1	46

TABLE 142 - USAF FLYING TRAINING OF USAF PERSONNEL BY COURSE - FY 1964 (CONTINUED)

TYPE OF PERSONNEL AND TYPE OF TRAINING BY COURSE	UNDER INSTRUCTION (BEGINNING OF PERIOD)	DURING PERIOD			UNDER INSTRUCTION (END OF PERIOD)
		Entries	Graduates	Losses	
FY 1964 (Continued)					
<u>AIRMEN (Continued)</u>					
<u>Advanced Flying School (Transport) - Total</u> . . .	<u>129</u>	<u>557</u>	<u>550</u>	<u>33</u>	<u>104</u>
C-119 (Flight Mechanic)	8	60	67	1	-
C-124 (Flight Engineer)	70	227	208	11	79
C-130A (Flight Mechanic)	22	62	77	4	3
C-130B (Flight Mechanic)	9	51	51	5	4
C-130E (Flight Mechanic)	20	157	147	12	18
<u>Related Advanced Flying Course - Total</u>	<u>84</u>	<u>1,035</u>	<u>1,040</u>	<u>29</u>	<u>49</u>
Combative Measures Instructor (Judo)	13	106	107	6	5
H-43B Pilot and Firefighting Training	1/ 9	67	76	-	-
Survival Training	62	862	857	23	44

- a/ Three students transferred to Course 153138 from Course 153138B; three holdover gains Course 153138.
- b/ Six students transferred to Course 157105 from Course 157104. Shorter training period Course 157105.
- c/ Eight students transferred to Course 152105; two holdover gains Course 152105.
- d/ Thirty-six students previously reported as Attrition completed Academic Training and then were transferred to another Base for Flying Training.
- e/ One student transferred from Course F-102A, Conversion to F-102A, Turnabout.
- f/ One holdover gain.
- g/ Four holdover gains.
- h/ Reporting responsibility transferred to Technical Training at the end of the First Quarter with two students enrolled.
- i/ Initial reporting of this course with fourteen students enrolled at the beginning of FY 1964.
- j/ Nine students were omitted from June 1963 report.

Source: Data Applications Division, Data Services Center, Comptroller of the Air Force

TABLE 143 - USAF FLYING TRAINING FATALITIES OF USAF PERSONNEL BY COURSE, BY QUARTER - FY 1964

(Other fatalities reported in Flying Training during FY 1964 were: one Foreign Officer (Military Assistance Program-MAP) Jet Qualification Course; one Foreign Aviation Cadet (MAP) Basic Pilot; and one Air National Guard (ANG) Officer Basic Pilot Training.)

TYPE OF TRAINING BY COURSE	FY 1964				
	Total	First Quarter	Second Quarter	Third Quarter	Fourth Quarter
<u>TOTAL</u>	<u>13</u>	<u>3</u>	<u>2</u>	<u>2</u>	<u>6</u>
<u>OFFICER - TOTAL</u>	<u>13</u>	<u>3</u>	<u>2</u>	<u>2</u>	<u>6</u>
<u>Pilot Training - Total</u>	<u>8</u>	<u>3</u>	<u>2</u>	<u>1</u>	<u>2</u>
<u>Undergraduate Pilot Training - Total</u>	<u>8</u>	<u>3</u>	<u>2</u>	<u>1</u>	<u>2</u>
Primary	5	2	1	1	1
Basic	3	1	1	-	1
<u>Advanced Flying Training (Individual) - Total</u> .	<u>5</u>	-	-	<u>1</u>	<u>4</u>
F-100 Operational Training	3	-	-	1	2
F-105 Operational Training	1	-	-	-	1
C-130E (Pilot)	1	-	-	-	1

Source: Data Applications Division, Data Services Center, Comptroller of the Air Force

TABLE 144 - USAF FLYING TRAINING OF CIVILIAN PERSONNEL BY COURSE - FY 1964

TYPE OF TRAINING BY COURSE	UNDER INSTRUCTION (BEGINNING OF PERIOD)	DURING PERIOD			UNDER INSTRUCTION (END OF PERIOD)
		Entries	Graduates	Losses	
FY 1964					
<u>TOTAL</u>	<u>2</u>	<u>53</u>	<u>52</u>	<u>1</u>	<u>2</u>
<u>Navigator Related Training - Total</u>	-	<u>5</u>	<u>5</u>	-	-
Electronic Warfare Familiarization	-	4	4	-	-
Radar Bombing Familiarization	-	1	1	-	-
<u>Advanced Flying Training (Individual) - Total</u>	<u>2</u>	<u>44</u>	<u>45</u>	<u>1</u>	-
ATC Instructor Training	-	4	4	-	-
Instrument Pilot Instructor Training (Reciprocating, T-29)	2	10	11	1	-
Medical Officers Flight Indoctrination	-	1	1	-	-
Survival Training	-	9	9	-	-
<u>Transport - Total</u>	-	<u>20</u>	<u>20</u>	-	-
C-124 (Pilot)	-	<u>1</u>	<u>1</u>	-	-
C-130 B (Pilot)	-	<u>a/</u> <u>a/</u> 12	<u>a/</u> <u>a/</u> 12	-	-
C-130 B (Flight Mechanic)	-	<u>a/</u> <u>a/</u> 7	<u>a/</u> <u>a/</u> 7	-	-
<u>Aerospace Research Pilot Course - Total</u>	-	<u>4</u>	<u>2</u>	-	<u>2</u>

a/ U. S. Coast Guard Students

Source: Data Applications Division, Data Services Center, Comptroller of the Air Force

TABLE 145 - USAF FLYING TRAINING OF US ARMY AND US NAVY PERSONNEL BY COURSE - FY 1964

TYPE OF TRAINING BY COURSE	UNDER INSTRUCTION (BEGINNING OF PERIOD)		DURING PERIOD						UNDER INSTRUCTION (END OF PERIOD)	
			Entries		Graduates		Losses			
	ARMY	NAVY	ARMY	NAVY	ARMY	NAVY	ARMY	NAVY	ARMY	NAVY
<u>TOTAL</u>	a/ -	<u>61</u>	<u>13</u>	<u>378</u>	<u>13</u>	<u>403</u>	-	<u>2</u>	-	<u>34</u>
<u>OFFICER - TOTAL</u>	-	<u>36</u>	<u>8</u>	<u>248</u>	<u>8</u>	<u>253</u>	-	-	-	<u>31</u>
<u>Pilot Training - Total</u>	-	-	-	<u>1</u>	-	<u>1</u>	-	-	-	-
Pilot Instructor Training, Jet	-	-	-	1	-	1	-	-	-	-
<u>Advanced Flying Training (Individual) - Total</u>	-	<u>34</u>	<u>8</u>	<u>242</u>	<u>8</u>	<u>250</u>	-	-	-	<u>26</u>
Combative Measures Instructor (Judo)	-	-	-	2	-	2	-	-	-	-
Medical Officer Flight Familiarization	-	-	2	-	2	-	-	-	-	-
Survival Training	a/ -	-	6	9	6	9	-	-	-	-
<u>Advanced Flying School (Transport) - Total</u>	-	<u>34</u>	-	<u>231</u>	-	<u>239</u>	-	-	-	<u>26</u>
C-118, Pilot	-	1	-	1	-	2	-	-	-	-
C-118, Pilot, Special	-	-	-	2	-	2	-	-	-	-
C-130B, Pilot	-	2	-	b/ 20	-	b/ 20	-	-	-	2
C-130E, Pilot	-	31	-	208	-	215	-	-	-	24
<u>Aerospace Research Pilot Course - Total</u>	-	c/ <u>2</u>	-	<u>2</u>	-	<u>2</u>	-	-	-	<u>2</u>
<u>AIRMAN - TOTAL</u>	-	<u>25</u>	<u>5</u>	<u>130</u>	<u>5</u>	<u>150</u>	-	<u>2</u>	-	<u>3</u>
<u>Advanced Flying Training (Individual) - Total</u>	-	<u>25</u>	<u>5</u>	<u>130</u>	<u>5</u>	<u>150</u>	-	<u>2</u>	-	<u>3</u>
Combative Measures Instructor (Judo)	-	-	1	13	1	13	-	-	-	-
Survival Training	-	-	4	24	4	24	-	-	-	-
<u>Flight Mechanic School (Transport) - Total</u>	-	<u>25</u>	-	<u>93</u>	-	<u>113</u>	-	<u>2</u>	-	<u>3</u>
C-118, Flight Mechanic	-	-	-	4	-	4	-	-	-	-
C-130B, Flight Mechanic	-	1	-	11	-	10	-	-	-	2
C-130E, Flight Mechanic	-	24	-	78	-	99	-	2	-	1

a/ Erroneous reporting of one student entry on June 1963 report.

b/ Includes one Marine officer.

c/ Initial reporting of this course with two students enrolled at the beginning of the period.

Source: Data Applications Division, Data Services Center, Comptroller of the Air Force.

TABLE 146 -- USAF FLYING TRAINING OF FOREIGN NATIONALS BY COURSE -- FY 1964

(The difference in the overall total balance is due to adjustments made in reporting under the Automated Student Pipeline Management Information Project, effective, 1 July 1963.)

TYPE OF PERSONNEL AND TYPE OF TRAINING BY COURSE	UNDER INSTRUCTION (BEGINNING OF PERIOD)	DURING PERIOD			UNDER INSTRUCTION (END OF PERIOD)
		Entries	Graduates	Losses	
FY 1964 - TOTAL					
TOTAL	413	1,044	1,021	67	374
OFFICER - TOTAL	209	729	698	31	204
Pilot Training - Total	78	199	142	12	114
Undergraduate Pilot Training - Total	70	167	104	12	113
Primary	15	97	44	6	57
Basic, Jet	42	44	46	3	35
Basic, T-28	13	26	14	3	21
Specialized Pilot Training - Total	8	32	38	-	1
Pilot Instructor Training, T-37	1	6	7	-	-
Pilot Instructor Training, T-33, T-38	7	26	31	-	1
Navigator and Related Training - Total	47	30	58	1	17
Undergraduate Navigator Training - Total	18	23	28	1	12
Preflight	2	9	11	-	-
Basic	16	14	17	-	12
Electronic Warfare Officer	25	4	25	-	4
Electronic Warfare Familiarization	-	2	2	-	-
Navigator-Bombardier	-	1	-	-	1
Navigator-Bombardier (MA-6A/7A)	3	-	2	1	-
Navigator-Bombardier (ASQ-38)	1	-	1	-	-
Advanced Flying Training (Individual) - Total	84	493	493	18	71
Advanced Flying School (Fighter/Fighter Bomber) - Total	30	163	153	16	24
F-84F	9	48	57	-	-
F-86F	21	115	96	16	24
Advanced Flying School (Tactical Reconnaissance) - Total	-	1	1	-	-
RF-101	-	1	1	-	-
Advanced Flying School (Tanker) - Total	-	34	28	-	6
KC-135	-	34	28	-	6
Advanced Flying School (Transport) - Total	5	2	6	-	1
C-118 (Co-Pilot)	4	-	4	-	-
C-124 (Co-Pilot)	-	1	1	-	-
C-130A (Pilot)	-	1	-	-	1
C-130B (Pilot)	1	-	1	-	-
Related Advanced Flying Course - Total	45	206	228	1	27
Helicopter Pilot Training, H-19, H-21, H-43B	14	30	34	-	16
H-43B Pilot and Firefighting Training	2	10	12	-	-
Helicopter Pilot Instructor	-	5	2	-	3
Instrument Pilot Instructor, Reciprocating	3	12	13	-	2
Instrument Pilot Instructor, T-33	5	28	29	-	4
Instrument Pilot Instructor, T-39	-	2	1	-	1
Instrument Pilot Training, C-47	-	37	37	-	-
Pilot Transition, C-47	-	74	71	1	1
Survival Training	-	8	8	-	-
Weapons Controller	21	-	21	-	-

TABLE 146 - USAF FLYING TRAINING OF FOREIGN NATIONALS BY COURSE - FY 1964 (CONTINUED)

TYPE OF PERSONNEL AND TYPE OF TRAINING BY COURSE	UNDER INSTRUCTION (BEGINNING OF PERIOD)	DURING PERIOD			UNDER INSTRUCTION (END OF PERIOD)
		Entries	Graduates	Losses	
FY 1964 (Continued)					
<u>OFFICERS (Continued)</u>					
<u>Specialized Training - Total</u>	4	87	77	1	13
ATC Instructor	-	13	13	-	-
Jet Qualification	4	74	64	1	13
<u>Aerospace Research Pilot Course - Total</u>	-	7	5	-	2
<u>AIRMAN - TOTAL</u>	204	315	323	36	170
<u>Pilot Training - Total</u>	170	239	238	36	145
<u>Undergraduate Pilot Training - Total</u>	170	239	238	36	145
Primary	38	55	60	6	34
Basic, Jet	42	60	81	5	23
Basic, T-28	90	124	97	25	88
<u>Navigator and Related Training - Total</u>	5	12	11	-	6
<u>Undergraduate Navigator Training - Total</u>	5	12	11	-	6
Preflight	-	6	6	-	-
Basic	5	6	5	-	6
<u>Advanced Flying Training (Individual) - Total</u>	29	64	74	-	19
<u>Advanced Flying School (Fighter/Fighter Bomber) - Total</u>	21	35	56	-	-
F-84F	17	26	43	-	-
F-100F	4	9	13	-	-
<u>Related Advanced Flying Course - Total</u>	8	29	18	-	19
ATC Instructor	-	2	2	-	-
Helicopter Pilot Training, H-19, H-21, H-43B	-	2	-	-	2
H-43B, Pilot and Firefighting Training	-	6	6	-	-
Instrument Pilot Training, C-47	7	4	7	-	4
Pilot Transition	-	13	-	-	13
Survival Training	-	2	2	-	-
Weapons Controller	a/ 1	-	1	-	-

a/ Error in omitting one student from previous reporting period.

Source: Data Applications Division, Data Services Center, Comptroller of the Air Force

TABLE 147 - TECHNICAL TRAINING OF USAF OFFICERS BY OCCUPATIONAL FIELD, BY AIR TRAINING COMMAND,
 USAF SECURITY SERVICE, AND AF SYSTEMS COMMAND - FY 1964
 (Course titles within parentheses indicate current title of course.)

OCCUPATIONAL FIELD	UNDER INSTRUCTION (BEGINNING OF PERIOD)	DURING PERIOD			UNDER INSTRUCTION (END OF PERIOD)
		Entries	Graduates	Losses	
<u>TOTAL</u>	<u>2,171</u>	<u>12,574</u>	<u>11,617</u>	<u>493</u>	<u>2,635</u>
Special Commander and Director	14	267	265	10	6
Non-Career Area.	-	3	3	-	-
Weather.	-	241	53	-	188
Communications - Electronics	567	1,147	1,126	87	501
Missile.	40	679	695	15	9
Armament (Avionics/Munitions).	149	696	501	36	308
Nuclear Weapons <u>a/</u>	5	12	13	3	1
Aircraft Maintenance	219	885	712	23	369
Motor Vehicle Maintenance.	6	42	42	-	6
Fabric, Leather and Rubber <u>a/</u>	-	1	1	-	-
Transportation	50	237	240	2	45
Munitions and Weapons Maintenance <u>a/</u>	-	2	2	-	-
Supply	149	866	859	23	133
Production Procurement (Procurement Management).	11	129	119	2	19
Financial <u>a/</u>	17	153	113	4	53
Statistical <u>a/</u>	47	446	465	3	25
Data Systems	-	38	38	-	-
Personnel.	114	274	353	8	27
Education and Training	40	456	427	26	43
Air Police	16	189	189	5	11
Intelligence	232	845	780	78	219
Chaplain	-	70	70	-	-
Medical Services	20	284	266	9	29
Medical Specialist	-	22	13	9	-
Medical Professional	51	963	836	24	154
Nurse.	-	217	175	2	40
Dental	-	58	42	3	13
Veterinary	-	92	73	3	16
Safety	-	252	227	1	24
Utilities <u>a/</u>	-	7	7	-	-
Communications Operations <u>a/</u>	-	87	87	-	-
Photographic	-	20	18	-	2
Facilities <u>a/</u>	-	54	53	1	-
Aircrew Protection <u>a/</u>	-	6	6	-	-
Information.	-	-	-	-	-
Metal Working.	-	1	1	-	-
Special Investigation	3	116	108	6	5
Manpower Management.	-	48	27	1	20
Missile Maintenance.	-	24	24	-	-
Wire Maintenance <u>a/</u>	-	1	1	-	-
Accounting and Finance and Auditing <u>a/</u>	-	56	56	-	-
Missile Electronic Maintenance <u>a/</u>	-	13	12	-	1
Aircraft Accessory Maintenance <u>a/</u>	-	55	55	-	-
Operations	421	2,477	2,427	109	362
Development Engineering.	-	8	5	-	3
Research and Development Management.	-	3	3	-	-
Communications Electronics Systems	-	32	29	-	3

a/ Airman courses taught to officers.

Source: Data Applications Division, Data Services Center, Comptroller of the Air Force.

TABLE 148 - TECHNICAL TRAINING OF AIRMEN BY CAREER FIELD, BY AIR TRAINING COMMAND,
USAF SECURITY SERVICE, AND AF SYSTEMS COMMAND - FY 1964

CATEGORY AND CAREER FIELD	UNDER INSTRUCTION (BEGINNING OF PERIOD)	DURING PERIOD			UNDER INSTRUCTION (END OF PERIOD)
		Entries	Graduates	Losses	
<u>TOTAL</u>	<u>28,654</u>	<u>113,579</u>	<u>109,071</u>	<u>7,144</u>	<u>26,018</u>
<u>HIGHLY TECHNICAL - TOTAL</u>	<u>21,913</u>	<u>69,523</u>	<u>66,702</u>	<u>4,675</u>	<u>20,059</u>
Combat and Operations	-	91	76	11	4
First Sergeant	-	-	-	-	-
Intelligence	1,977	5,577	5,426	440	1,688
Weather	283	948	759	112	360
Air Traffic Control and Warning	497	2,418	2,334	171	410
Communications Operations	2,453	7,867	8,075	765	1,480
Communications-Electronics Systems	8,049	13,002	14,070	1,098	5,883
Missile Electronic Maintenance	1,118	3,831	3,873	109	967
Armament Systems Maintenance and Operator	1,536	3,759	2,593	438	2,264
Nuclear Weapons	119	1,120	779	30	430
Training Devices	218	707	534	71	320
Aircraft Accessory Maintenance	1,376	6,308	5,599	325	1,760
Aircraft Maintenance	3,547	17,199	16,291	960	3,495
Missile Maintenance	269	2,201	2,147	21	302
Munitions and Weapons Maintenance	237	2,057	1,823	47	424
Education and Training	234	2,438	2,323	77	272
<u>TECHNICAL - TOTAL</u>	<u>3,581</u>	<u>20,882</u>	<u>20,251</u>	<u>1,217</u>	<u>2,995</u>
Photomapping	-	-	-	-	-
Safety	14	321	283	4	48
Wire Maintenance	509	2,069	1,893	114	571
Intricate Equipment Maintenance	107	270	212	41	124
Metal Working	302	1,406	1,375	62	271
Procurement	24	87	87	5	19
Accounting and Finance, and Auditing	130	1,321	1,254	76	121
Statistical, Analysis, Data Processing, and Programming	381	2,175	2,116	72	368
Administrative	713	2,400	2,694	302	117
Information	-	-	-	-	-
Personnel	252	1,177	1,221	89	119
Special Investigations	42	358	317	35	48
Medical	932	7,744	7,298	371	1,007
Aircrew Protection	70	996	983	12	71
Dental	105	558	518	34	111
<u>SEMI-TECHNICAL - TOTAL</u>	<u>2,826</u>	<u>21,100</u>	<u>20,611</u>	<u>953</u>	<u>2,362</u>
Photographic	119	437	374	78	104
Motor Vehicle Maintenance	122	1,408	1,339	39	152
Facilities	856	4,372	4,342	104	782
Construction	33	181	191	3	20
Utilities	84	1,529	1,559	21	33
Fire Protection	124	1,108	1,140	30	62
Fabric, Leather, and Rubber	47	355	363	10	29
Marine	-	-	-	-	-
Transportation	90	980	921	52	97
Food Service	-	27	27	-	-
Supply	571	5,444	4,967	263	785
Printing	-	-	-	-	-
Special Services	-	-	-	-	-
Band	-	-	-	-	-
Air Police	780	5,259	5,388	353	298
<u>REPORTING CODES - TOTAL</u>	<u>334</u>	<u>2,074</u>	<u>1,507</u>	<u>299</u>	<u>602</u>

Source: Data Applications Division, Data Services Center, Comptroller of the Air Force.

TABLE 149 - TECHNICAL TRAINING OF US ARMY PERSONNEL BY AIR TRAINING COMMAND, AF SYSTEMS COMMAND, AND HEADQUARTERS COMMAND - FY 1964

TYPE OF PERSONNEL	UNDER INSTRUCTION (BEGINNING OF PERIOD)	DURING PERIOD			UNDER INSTRUCTION (END OF PERIOD)
		Entries	Graduates	Losses	
<u>TOTAL</u>	<u>163</u>	<u>1,174</u>	<u>980</u>	<u>114</u>	<u>243</u>
OFFICER - TOTAL	9	90	81	13	5
ENLISTED - TOTAL	154	1,084	899	101	238

Source: Data Applications Division, Data Services Center, Comptroller of the Air Force.

TABLE 150 - TECHNICAL TRAINING OF US NAVY PERSONNEL BY AIR TRAINING COMMAND, AF SYSTEMS COMMAND, AND HEADQUARTERS COMMAND - FY 1964 1963

TYPE OF PERSONNEL	UNDER INSTRUCTION (BEGINNING OF PERIOD)	DURING PERIOD			UNDER INSTRUCTION (END OF PERIOD)
		Entries	Graduates	Losses	
<u>TOTAL</u>	<u>32</u>	<u>877</u>	<u>695</u>	<u>18</u>	<u>196</u>
OFFICER - TOTAL	4	439	351	3	89
ENLISTED - TOTAL	28	438	344	15	107

Source: Data Applications Division, Data Services Center, Comptroller of the Air Force.

TABLE 151 - USAF PROFESSIONAL, TECHNOLOGICAL, AND COLLEGIATE TRAINING OF USAF OFFICERS
BY COURSE, BY AIR UNIVERSITY - FY 1964

SCHOOL AND COURSE	UNDER INSTRUCTION (BEGINNING OF PERIOD)	DURING PERIOD			UNDER INSTRUCTION (END OF PERIOD)
		Entries	Graduates	Losses	
FY 1964 - (1 JUL 1963 THROUGH 30 JUN 1964)					
<u>TOTAL</u>	<u>4,331</u>	<u>6,644</u>	<u>7,128</u>	<u>277</u>	<u>3,570</u>
<u>Air University Schools - Total</u>	<u>4,331</u>	<u>6,408</u>	<u>6,893</u>	<u>276</u>	<u>3,570</u>
<u>Air War College - Total</u>	-	<u>253</u>	<u>253</u>	-	-
<u>Air Command and Staff School - Total</u>	<u>975</u>	<u>3,637</u>	<u>3,806</u>	<u>47</u>	<u>759</u>
Academic Instructor Course	206	236	436	6	-
Aerospace Operations Course	-	61	61	-	-
Air Command and Staff College	-	514	512	2	-
Employment Indoctrination Course	-	99	86	13	-
Space Fundamentals Course	-	117	117	-	-
Special Systems Orientation	-	26	26	-	-
Squadron Officer Course	769	2,348	2,332	26	759
USAF Counterinsurgency Course	-	236	236	-	-
<u>Air Force Institute of Technology - Total</u>	<u>3,356</u>	<u>2,518</u>	<u>2,834</u>	<u>229</u>	<u>2,811</u>
Advanced Management	83	262	159	6	180
Aeronautical Engineering	393	123	207	30	279
Aerospace Mechanical Engineering	48	44	26	4	62
Astronautics	44	18	20	2	40
Astronautical Engineering	79	59	49	-	89
Astronomy	4	1	3	-	2
Astro Physics	3	-	-	3	-
Bio - Electronics	-	1	-	-	1
Business Administration	103	118	79	25	117
Business Transportation	15	22	10	-	27
Chemistry	13	10	6	1	16
Chemical Engineering	3	3	2	-	4
Civil Engineering	141	223	224	24	116
Civilian Hospitals	277	301	305	11	262
Counterinsurgency Course	-	205	205	-	-
Education	6	10	9	-	7
Electrical Engineering	652	180	322	27	483
Executive Engineering	-	24	24	-	-
General Engineering	1	-	-	1	-
General Science	6	8	-	6	8
Industrial Engineering	319	137	189	12	255
Languages	5	5	5	-	5
Mathematics	49	51	34	3	63
Material Engineering	14	14	13	3	12
Mechanical Engineering	274	44	145	14	159
Metallurgy	13	4	10	-	7
Meteorology	343	63	232	17	157
Micro-Biology	1	-	-	-	1
Network Planning and Control Center	-	12	12	-	-
Nuclear Defense	-	30	30	-	-
Nuclear Effects	-	4	2	-	2
Nuclear Engineering	86	43	24	12	93
Operational Research	30	10	20	-	20
Personnel Management	6	-	5	-	1
Petroleum Engineering	10	-	6	1	3
Photography	8	3	5	1	5
Physics	63	29	32	11	49
Physiology	2	4	2	-	4
Political and Social Sciences	117	78	81	3	111
Psychology	26	23	18	6	25
Reliability Engineering	42	13	22	2	31
Space Familiarization Course	-	71	71	-	-
Training with Industry	77	268	226	4	115

TABLE 151 - USAF PROFESSIONAL, TECHNOLOGICAL, AND COLLEGIATE TRAINING OF USAF OFFICERS
BY COURSE, BY AIR UNIVERSITY - FY 1964 (CONTINUED)

SCHOOL AND COURSE	UNDER INSTRUCTION (BEGINNING OF PERIOD)	DURING PERIOD			UNDER INSTRUCTION (END OF PERIOD)
		Entries	Graduates	Losses	
FY 1964 - TOTAL (1 JUL 1963 THROUGH 30 JUN 1964) (Continued)					
<u>Department of Defense Colleges - Total</u>	-	<u>236</u>	<u>235</u>	<u>1</u>	-
Armed Forces Staff College	-	153	153	-	-
Industrial College of Armed Forces	-	49	48	1	-
National War College	-	34	34	-	-

Source: Data Applications Division, Data Services Center, Comptroller of the Air Force

TABLE 152 - USAF PROFESSIONAL, TECHNOLOGICAL, AND COLLEGIATE TRAINING OF AIRMEN BY COURSE,
BY AIR UNIVERSITY - FY 1964

SCHOOL AND COURSE	UNDER INSTRUCTION (BEGINNING OF PERIOD)	DURING PERIOD			UNDER INSTRUCTION (END OF PERIOD)
		Entries	Graduates	Losses	
FY 1964 - TOTAL (1 JUL 1963 THROUGH 30 JUN 1964)					
<u>TOTAL</u>	<u>785</u>	<u>913</u>	<u>886</u>	<u>58</u>	<u>754</u>
<u>Air Command and Staff School - Total</u>	-	<u>502</u>	<u>490</u>	<u>12</u>	-
Academic Instructor Course	-	502	490	12	-
<u>Air Force Institute of Technology - Total</u>	<u>785</u>	<u>411</u>	<u>396</u>	<u>46</u>	<u>754</u>
Aeronautical Engineering	73	23	28	3	65
Astronautical Engineering	34	10	10	2	32
Astronomy	2	3	2	-	3
Business Administration	141	96	105	8	124
Business Transportation	23	16	19	1	19
Civil Engineering	12	8	1	3	16
Civilian Hospitals	35	19	11	4	39
Electrical Engineering	158	46	70	3	131
Industrial Engineering	47	22	11	5	53
Mathematics	25	16	21	-	20
Mechanical Engineering	64	21	22	5	58
Meteorology	43	49	14	4	74
Nuclear Engineering	20	8	6	3	19
Personnel Management	34	22	25	1	30
Physics	3	1	-	-	4
Political and Social Sciences	66	48	48	4	62
Photography	-	3	3	-	-
Transportation	5	-	-	-	5

Source: Data Applications Division, Data Services Center, Comptroller of the Air Force.

TABLE 153 - USAF PROFESSIONAL, TECHNOLOGICAL, AND COLLEGIATE TRAINING OF WAF PERSONNEL
BY COURSE, BY AIR UNIVERSITY - FY 1964

SCHOOL AND COURSE	UNDER INSTRUCTION (BEGINNING OF FISCAL YEAR)	DURING PERIOD			UNDER INSTRUCTION (END OF FISCAL YEAR)
		Entries	Graduates	Losses	
OFFICERS					
<u>TOTAL</u>	<u>76</u>	<u>112</u>	<u>105</u>	<u>15</u>	<u>68</u>
<u>Air Command and Staff School - Total</u>	<u>6</u>	<u>37</u>	<u>35</u>	<u>5</u>	<u>3</u>
Academic Instructor Course	-	20	17	3	-
Air Command and Staff School	-	5	5	-	-
Squadron Officer School	6	12	13	2	3
<u>Air Force Institute of Technology - Total</u>	<u>70</u>	<u>75</u>	<u>70</u>	<u>10</u>	<u>65</u>
Advanced Management	2	-	2	-	-
Business Administration	-	2	-	-	2
Civilian Hospitals	59	65	64	2	58
Electrical Engineering	1	-	-	-	1
Meteorology	6	-	1	3	2
Nuclear Engineering	-	5	2	3	-
Political and Social Sciences	-	1	-	-	1
Psychology	2	2	1	2	1
AIRMEN					
<u>TOTAL</u>	<u>5</u>	<u>13</u>	<u>14</u>	<u>1</u>	<u>3</u>
<u>Air Command and Staff School - Total</u>	<u>-</u>	<u>9</u>	<u>9</u>	<u>-</u>	<u>-</u>
Academic Instructor Course	-	9	9	-	-
<u>Air Force Institute of Technology - Total</u>	<u>5</u>	<u>4</u>	<u>5</u>	<u>1</u>	<u>3</u>
Business Administration	2	4	2	1	1
Civilian Hospitals	1	-	-	-	1
Mathematics	-	-	2	-	-
Meteorology	1	-	1	-	-
Political and Social Sciences	1	-	-	-	1

Source: Data Applications Division, Data Services Center, Comptroller of the Air Force.

TABLE 154 — USAF PROFESSIONAL, TECHNOLOGICAL, AND COLLEGIATE TRAINING OF US ARMY
AND US NAVY OFFICERS BY TYPE OF SCHOOL, BY AIR UNIVERSITY — FY 1964

SCHOOL	UNDER INSTRUCTION (BEGINNING OF PERIOD)	DURING PERIOD			UNDER INSTRUCTION (END OF PERIOD)
		Entries	Graduates	Losses	
US ARMY OFFICERS					
<u>TOTAL</u>	<u>25</u>	<u>51</u>	<u>49</u>	<u>18</u>	<u>2</u>
AIR COMMAND AND STAFF SCHOOL - TOTAL	-	18	16	2	-
AIR WAR COLLEGE - TOTAL	16	21	21	16	-
AIR FORCE INSTITUTE OF TECHNOLOGY - TOTAL	9	12	12	-	9
US NAVY OFFICERS					
<u>TOTAL</u>	<u>10</u>	<u>29</u>	<u>30</u>	<u>2</u>	<u>7</u>
AIR COMMAND AND STAFF SCHOOL - TOTAL	-	9	9	-	-
AIR WAR COLLEGE - TOTAL	-	12	12	-	-
AIR FORCE INSTITUTE OF TECHNOLOGY - TOTAL	10	8	9	2	7

Source: Data Applications Division, Data Services Center, Comptroller of the Air Force.

TABLE 155 — TECHNICAL TRAINING OF USAF CIVILIAN PERSONNEL BY AIR TRAINING COMMAND,
AF SYSTEMS COMMAND, AND HEADQUARTERS COMMAND, BY QUARTER — FY 1964

FISCAL YEAR BY QUARTER	UNDER INSTRUCTION (BEGINNING OF PERIOD)	DURING PERIOD			UNDER INSTRUCTION (END OF PERIOD)
		Entries	Graduates	Losses	
<u>TOTAL</u>	<u>283</u>	<u>3,528</u>	<u>3,478</u>	<u>49</u>	<u>284</u>
FIRST QUARTER (1 JUL 1963 THRU 30 SEP 1963) - TOTAL	283	587	667	-	203
SECOND QUARTER - TOTAL	203	739	862	29	51
THIRD QUARTER (1 JAN 1964 THRU 31 MAR 1964) - TOTAL	51	893	796	20	128
FOURTH QUARTER - TOTAL	128	1,309	1,153	-	284

Source: Data Applications Division, Data Services Center, Comptroller of the Air Force.

TABLE 156 - USAF PROFESSIONAL, TECHNOLOGICAL, AND COLLEGIATE TRAINING OF FOREIGN NATIONALS,
BY AIR UNIVERSITY, BY QUARTER - FY 1964

SCHOOL	UNDER INSTRUCTION (BEGINNING OF PERIOD)	DURING PERIOD			UNDER INSTRUCTION (END OF PERIOD)
		Entries	Graduates	Losses	
<u>TOTAL</u>	<u>27</u>	<u>469</u>	<u>443</u>	<u>13</u>	<u>40</u>
<u>FIRST QUARTER - TOTAL</u>	<u>27</u>	<u>217</u>	<u>179</u>	<u>3</u>	<u>62</u>
Air Command and Staff School - Total	16	45	15	1	45
Air War College - Total	-	5	-	-	5
Air Force Institute of Technology - Total	11	167	164	2	12
<u>SECOND QUARTER - TOTAL</u>	<u>62</u>	<u>34</u>	<u>80</u>	<u>6</u>	<u>10</u>
Air Command and Staff School - Total	45	-	39	6	-
Air War College - Total	5	-	-	-	5
Air Force Institute of Technology - Total	12	34	41	-	5
<u>THIRD QUARTER - TOTAL</u>	<u>10</u>	<u>113</u>	<u>45</u>	<u>2</u>	<u>76</u>
Air Command and Staff School - Total	-	-	-	-	-
Air War College - Total	5	-	-	-	5
Air Force Institute of Technology - Total	5	113	45	2	71
<u>FOURTH QUARTER - TOTAL</u>	<u>76</u>	<u>105</u>	<u>139</u>	<u>2</u>	<u>40</u>
Air Command and Staff School - Total	-	-	-	-	-
Air War College - Total	5	-	5	-	-
Air Force Institute of Technology - Total	71	105	134	2	40

Source: Data Applications Division, Data Services Center, Comptroller of the Air Force.

TABLE 157 - TECHNICAL TRAINING OF FOREIGN NATIONALS BY AIR TRAINING COMMAND,
AND AF SYSTEMS COMMAND, BY QUARTER - FY 1964

FISCAL YEAR BY QUARTER BY TYPE OF PERSONNEL	UNDER INSTRUCTION (BEGINNING OF PERIOD)	DURING PERIOD			UNDER INSTRUCTION (END OF PERIOD)
		Entries	Graduates	Losses	
<u>TOTAL</u>	<u>616</u>	<u>3,911</u>	<u>3,424</u>	<u>-</u>	<u>1,103</u>
<u>OFFICER - TOTAL</u>	<u>126</u>	<u>1,236</u>	<u>1,090</u>	<u>-</u>	<u>272</u>
<u>AIRMAN - TOTAL</u>	<u>490</u>	<u>2,675</u>	<u>2,334</u>	<u>-</u>	<u>831</u>
<u>FIRST QUARTER - TOTAL</u>	<u>616</u>	<u>1,066</u>	<u>836</u>	<u>-</u>	<u>846</u>
Officer - Total	126	288	185	-	229
Airman - Total	490	778	651	-	617
<u>SECOND QUARTER - TOTAL</u>	<u>846</u>	<u>893</u>	<u>737</u>	<u>-</u>	<u>1,002</u>
Officer - Total	229	368	263	-	334
Airman - Total	617	525	474	-	668
<u>THIRD QUARTER - TOTAL</u>	<u>1,002</u>	<u>974</u>	<u>887</u>	<u>-</u>	<u>1,089</u>
Officer - Total	334	364	342	-	356
Airman - Total	668	610	545	-	733
<u>FOURTH QUARTER - TOTAL</u>	<u>1,089</u>	<u>978</u>	<u>964</u>	<u>-</u>	<u>1,103</u>
Officer - Total	356	216	300	-	272
Airman - Total	733	762	664	-	831

Source: Data Applications Division, Data Services Center, Comptroller of the Air Force.

TABLE 158 - TRAINING OF USAF MILITARY PERSONNEL IN US ARMY SCHOOLS - FY 1964

TYPE OF TRAINING	UNDER INSTRUCTION (BEGINNING OF PERIOD)	DURING PERIOD			UNDER INSTRUCTION (END OF PERIOD)
		Entries	Graduates	Losses	
OFFICERS					
<u>TOTAL</u>	<u>50</u>	<u>942</u>	<u>894</u>	<u>52</u>	<u>56</u>
<u>Professional Training - Total</u>	-	<u>28</u>	<u>28</u>	-	-
Army War College	-	-	-	-	-
Command and General Staff College	-	28	28	-	-
<u>Educational Training - Total</u>	<u>13</u>	<u>36</u>	<u>23</u>	<u>19</u>	<u>17</u>
Language	13	36	23	19	17
<u>Technical Training - Total</u>	<u>37</u>	<u>878</u>	<u>843</u>	<u>33</u>	<u>39</u>
Adjutant General School	1	22	23	-	-
Air Defense	-	42	41	-	1
Chemical	-	6	6	-	-
CBR Weapons Orientation	-	137	137	-	-
Combat Surveillance	-	2	2	-	-
Defense Advance Procurement	-	1	1	-	-
Engineer School	-	14	14	-	-
Civil Affairs	-	1	1	-	-
Infantry School	33	271	266	28	10
Intelligence	-	96	75	4	17
Judge Advocate General School	-	57	57	-	-
Logistics Management Center	-	29	28	1	-
Management	-	12	12	-	-
Medical Field Service	-	9	9	-	-
Military Police	3	11	14	-	-
Quartermaster School	-	145	136	-	9
Signal	-	6	6	-	-
Special Warfare	-	17	15	-	2
AIRMEN					
<u>TOTAL</u>	<u>256</u>	<u>2,068</u>	<u>1,924</u>	<u>96</u>	<u>304</u>
<u>Educational Training - Total</u>	<u>2</u>	<u>37</u>	<u>12</u>	-	<u>27</u>
Language	2	37	12	-	27
<u>Technical Training - Total</u>	<u>254</u>	<u>2,031</u>	<u>1,912</u>	<u>96</u>	<u>277</u>
Adjutant General School	20	244	253	11	-
Chemical	-	4	3	1	-
CBR Weapons Orientation	-	1	1	-	-
Engineer School	46	407	397	11	45
Infantry School	2	282	234	48	2
Information Services	8	110	99	3	16
Intelligence	-	46	24	10	12
Military Police	-	7	-	-	7
Quartermaster School	175	817	800	10	182
Signal	3	113	101	2	13

Source: Data Applications Division, Data Services Center, Comptroller of the Air Force.


TABLE 159 - TRAINING OF USAF MILITARY PERSONNEL IN US NAVY SCHOOLS - FY 1964

SCHOOL AND COURSE	UNDER INSTRUCTION (BEGINNING OF PERIOD)	DURING PERIOD			UNDER INSTRUCTION (END OF PERIOD)
		Entries	Graduates	Losses	
OFFICERS					
<u>TOTAL</u>	<u>12</u>	<u>161</u>	<u>158</u>	<u>6</u>	<u>9</u>
<u>Educational Training - Total</u>	<u>5</u>	<u>24</u>	<u>27</u>	-	<u>2</u>
US Naval Postgraduate School	5	2	5	-	2
US Naval War College	-	22	22	-	-
<u>Technical Training - Total</u>	<u>7</u>	<u>137</u>	<u>131</u>	<u>6</u>	<u>7</u>
Aircraft Control	-	14	13	1	-
CEC Officer School	-	16	16	-	-
Flight Training	-	6	6	-	-
FAAWTC	-	2	2	-	-
Guided Missiles	-	19	19	-	-
Land Ordnance	5	24	21	3	5
Land Ordnance Refresher	1	9	10	-	-
Nuclear Weapons Disposal	-	23	21	-	2
Nuclear Weapons Disposal, Refresher	1	13	12	2	-
Nuclear Weapons Orientation	-	4	4	-	-
Amphibian School	-	1	1	-	-
Transportation Management	-	-	-	-	-
Underwater Swim School	-	6	6	-	-
AIRMEN					
<u>TOTAL</u>	<u>76</u>	<u>887</u>	<u>823</u>	<u>40</u>	<u>100</u>
<u>Educational Training - Total</u>	-	-	-	-	-
US Naval Postgraduate School	-	-	-	-	-
US Naval War College	-	-	-	-	-
<u>Technical Training - Total</u>	<u>76</u>	<u>887</u>	<u>823</u>	<u>40</u>	<u>100</u>
Aircraft Control	-	4	4	-	-
Damage Control	-	99	99	-	-
Guided Missiles and Space Orientation	-	2	2	-	-
Land Ordnance	1	10	8	1	2
Land Ordnance Refresher	7	81	85	2	1
Naval Justice	17	47	59	1	4
Nuclear Weapons Disposal	2	7	8	1	-
Nuclear Weapons Disposal, Refresher	8	128	121	6	9
Power Generator School	41	485	422	20	84
Transportation Management	-	1	1	-	-
Underwater Swim School	-	23	14	9	-

Source: Data Applications Division, Data Services Center, Comptroller of the Air Force.

Civilian Personnel

PART X



CIVILIAN PERSONNEL

INTRODUCTION

Tables included in this subject matter area provide summary data for paid, on the rolls civilian personnel, whether compensated directly by the Air Force or indirectly by Air Force through local arrangements and agreements with foreign countries. Excluded from the data are (1) civilian employees of private contractors, (2) civilian employees of military non-appropriated fund agencies such as post exchanges and commissaries, and (3) WOC (without compensation) civilian employees of the Air Force.

DEFINITIONS

ACCESSION

Action resulting in the addition of a civilian employee to the Department of the Air Force.

APPOINTMENT

1. Excepted - Employees appointed without regard to the competitive requirements of the Civil Service rules and regulations to positions excepted by statute, by executive order, or by authority of Schedule A, B, or C.
2. Excepted, permanent - Employees serving under excepted appointments or personal service contracts which contain no conditions or restrictions as to tenure.
3. Excepted, limited or conditional - Employees serving under excepted appointments or personal service contracts which specify either conditional or indefinite tenure, or specific time limitations.
4. Competitive, career - Appointments from Civil Service registers to positions which are not filled by career conditional appointments and to other positions of persons who have previously met the service requirements.
5. Competitive, career-conditional - Appointments from Civil Service registers which are conditional until a length of creditable service requirement (3 years) has been met.
6. COMPETITIVE, LIMITED TENURE - Civilian employees serving under temporary appointments pending establishment of registers, temporary appointments to positions in competitive service for definite periods of 1 year or less and those serving under indefinite appointments who are not entitled to conversion to career or career-conditional appointment under E. O. 10577.
7. PUBLIC LAW 86-91 - Covers the hiring of oversea dependent school teachers.
8. PUBLIC LAW 313 - Covers scientific and technical positions.
9. PUBLIC LAW 854 - Covers general counsel positions.
10. PUBLIC LAW 874 - Covers post dependent's school personnel (Sec 6).
11. SPECIAL CONSULTANTS-Civilian employees with "excepted appointments"(excluded from provisions of the classification Act of 1949) for a specified number of days, not to exceed one year, and who receive a stipulated amount of compensation for the days actually employed.
12. Temporary Appointments - Civilians serving under temporary appointments for indefinite limited periods(one year or less.)

EMPLOYEES

1. Departmental Civilian Employees - Employee designation indicating appointment to Headquarters, USAF.
2. Direct-Hire - Employees performing personal services for the Air Force and who are paid directly by the Air Force.
3. Full-Time - Employees regularly required to work, as a minimum, the number of hours and days required by administrative work week for their employment group or class, regardless of the nature of appointments.

DEFINITIONS (CONTINUED)

EMPLOYEES (CONTINUED)

4. General Schedule (GS) - A schedule of civilian personnel which includes former Professional and Scientific Service (P Service), Clerical, Administrative, and Fiscal Service (CAF), and the Sub-professional Service (SP Service) established by Classification Act 1949 (PL 429, 81st Congress) replacing Classification Act of 1923, as amended.

5. Indirect-Hire - Employees performing personal services for the Air Force and under the supervision of the Air Force. Payments are made for these services by the Air Force to a foreign government or other agency which in turn pays the employees concerned.

6. Intermittent - Employees employed on an irregular or occasional basis whose hours or days of work are not based on a prearranged schedule, and who are compensated only for the time when actually employed or for service actually rendered. (Includes WAE-Special Consultants and Other than Special Consultants.)

7. Part-Time - Employees regularly employed on a prearranged schedule whose working time is less than that prescribed for full-time employees in the same group or class; excludes special consultants.

8. Salaried - Employees occupying positions subject to the Classification Act of 1949 as amended plus a few employees whose compensation is established by Acts other than the Classification Act, by executive order, or by administrative determination.

HEADQUARTERS, USAF - Includes Office of the Secretary of the Air Force, Central Control Group, and the Air Staff.

SEPARATION - Action resulting in the loss of a civilian employee from the Department of the Air Force.

VETERANS' PREFERENCE - The preference, with respect to conditions of employment, as allowed under the Veterans Preference Act as amended. This preference covers ex-servicemen, mothers entitled to preference under Public Laws 396 and 888 (80th Congress), wives of service connected disabled ex-servicemen, and widows of servicemen or ex-servicemen.

5 Point:

1. Veterans (Male and Female) - Civilians employed as of the end of the month who were "Veterans" resulting from their own full-time active duty in the Armed Forces of the United States during a war, during the period April 28, 1952, through July 1, 1955, or in a campaign or expedition for which a campaign badge (service medal) has been authorized.

10 Point:

1. Mothers - Civilians employed at the end of the month who had established veterans' preference as the mother of a deceased "Veteran", son or daughter who served on honorable duty in the US Service or the mother of a permanently disabled "Veteran" providing the mother is widowed, divorced, or the wife of a permanently disabled husband (living husband may or may not be the father of the "Veteran").

2. Veterans (Male and Female) - Civilians employed as of the end of the month who were "Veterans" resulting from their own full-time active duty at any time (peacetime as well as wartime), provided there is service connected disability.

3. Widows - Civilians employed at the end of the month who established veterans' preference as the unremarried widows of deceased veterans.

4. Wives - Civilians employed at the end of the month who had established veterans' preference as wives of service connected disabled veterans.

WAGE BOARD EMPLOYEES - Category of employees who are paid according to prevailing wage board determinations in the area of their employment.

CIVILIAN PERSONNEL (CONTINUED)

WHEN ACTUALLY EMPLOYED (WAE) EMPLOYEES - See Intermittent Employees (Civilian Personnel).

CANAL ZONE MERIT SYSTEM - Implemented by Public Law 85-550, approved July 25, 1958, this new system basically provides that all personnel in the Canal Zone, whether US citizens or not, compete equally for positions except where employment of US citizens is required for security reasons.

TABLE 160 - USAF CIVILIAN EMPLOYEES, WORLD-WIDE, AT END OF QUARTER - FY 1964

END OF QUARTER	WORLD-WIDE			CONTI- NENTAL US	OVERSEAS			INDIRECT- HIRE (NON- CITIZENS)
	Total	US Citizens	Non- Citizens		Total	Direct-Hire		
						US Citizens	Non-Citizens	
30 September (1963) . . .	335,188	278,497	56,691	264,606	70,582	13,891	18,731	37,960
31 December	336,138	280,519	55,619	266,065	70,073	14,454	18,696	36,923
31 March (1964)	334,576	280,321	54,255	266,034	68,542	14,287	18,562	35,693
30 June	322,414	272,674	49,740	261,482	60,932	11,192	17,050	32,690

Source: Data Applications Division, Data Services Center, Comptroller of the Air Force

TABLE 161- CIVILIAN EMPLOYEES BY DUTY LOCATION WITHIN CONTINENTAL US, AT END OF QUARTER - FY 1964

(The distribution of strength is by duty location, rather than the location of the unit of appointment. Personnel who are stationed outside the Continental US, but who are appointed to units within the Continental US are excluded; personnel who are stationed in the Continental US, but who are appointed to units outside the Continental US are included).

STATE	30 SEP (1963)	31 DEC	31 MAR (1964)	30 JUN	STATE	30 SEP (1963)	31 DEC	31 MAR (1964)	30 JUN
TOTAL	264,606	266,065	266,034	261,482	Montana	809	868	848	770
Alabama	16,175	16,021	15,932	15,389	Nebraska	1,721	1,770	1,783	1,776
Arizona	3,183	3,381	3,472	3,112	Nevada	1,541	1,543	1,503	1,494
Arkansas	741	739	679	666	New Hampshire	691	754	743	695
California	36,851	37,222	37,364	36,577	New Jersey	2,274	2,279	2,405	2,366
Colorado	7,840	7,871	7,858	7,807	New Mexico	4,115	4,059	4,043	4,132
Connecticut	297	296	293	292	New York	11,073	11,272	11,214	11,014
Delaware	1,193	1,192	1,238	1,209	North Carolina	999	1,004	997	988
District of Columbia	1,707	1,735	1,405	1,420	North Dakota	849	915	851	798
Florida	8,124	8,274	8,424	8,335	Ohio	22,557	22,266	22,447	22,608
Georgia	17,430	17,435	17,446	16,978	Oklahoma	19,950	20,082	19,953	19,402
Idaho	381	373	372	377	Oregon	672	687	684	687
Illinois	5,366	5,372	5,373	5,394	Pennsylvania	11,920	11,925	11,817	11,676
Indiana	1,034	1,028	1,026	1,028	Rhode Island	5	5	5	5
Iowa	147	163	168	165	South Carolina	1,876	1,899	1,924	1,850
Kansas	1,630	1,657	1,598	1,608	South Dakota	661	567	575	529
Kentucky	26	25	24	22	Tennessee	915	928	938	953
Louisiana	1,395	1,413	1,431	1,379	Texas	35,850	36,205	36,048	35,849
Maine	987	1,137	1,129	982	Utah	11,637	11,748	11,790	11,376
Maryland Wash Area	3,147	3,236	3,265	3,301	Vermont	26	21	20	20
Other Maryland	213	223	203	215	Virginia Wash Area	4,401	3,928	4,138	4,234
Massachusetts	5,207	5,240	5,234	5,177	Other Virginia	1,533	1,584	1,600	1,537
Michigan	2,080	2,225	2,274	2,049	Washington	3,026	3,045	3,026	2,968
Minnesota	855	871	890	832	West Virginia	19	18	18	18
Mississippi	3,104	3,127	3,072	3,070	Wisconsin	856	885	885	837
Missouri	4,841	4,872	4,901	4,801	Wyoming	676	680	708	715

Source: Data Applications Division, Data Services Center, Comptroller of the Air Force

TABLE 162 -- CIVILIAN EMPLOYEES BY DUTY LOCATION OUTSIDE CONTINENTAL US, AT END OF QUARTER --
FY 1964

(The distribution of command strength is by duty location, rather than the location of the unit of appointment. Personnel who are stationed outside the Continental US, but who are appointed to units within the Continental US are included; personnel who are stationed in the Continental US, but who are appointed to units outside the Continental US are excluded).

COUNTRY	30 SEPTEMBER (1963)	31 DECEMBER	31 MARCH (1964)	30 JUNE
TOTAL	<u>32,622</u>	<u>33,150</u>	<u>32,849</u>	<u>28,242</u>
Alaska	2,554	2,564	2,561	2,544
Argentina	4	4	2	3
Azores	1,482	1,488	1,486	1,426
Bahama Islands	-	1	1	1
Belgian Congo	5	-	-	-
Belgium	35	31	24	23
Bermuda	623	621	630	565
Bolivia	2	2	4	4
Brazil	34	34	27	28
Bulgaria	2	2	3	3
Canada	2,254	2,374	2,354	2,079
Canal Zone	947	983	987	987
Chile	3	3	3	3
Colombia	4	7	3	3
Congo, Republic of	4	4	4	4
Crete	8	8	8	4
Czechoslovakia	5	5	6	5
Denmark	4	3	3	-
Ecuador	2	2	2	2
Egypt	2	2	2	1
El Salvador	1	1	1	1
Eritrea	-	-	4	4
Ethiopia	6	6	6	6
France	524	523	553	283
Germany	1,492	1,674	1,667	1,047
Greece	13	12	11	11
Greenland	8	-	-	-
Guam	804	822	786	768
Guatemala	7	6	7	6
Hawaii	2,770	2,782	2,763	2,834
Honduras	1	1	1	1
Hong Kong	4	4	7	2
Iceland	13	13	13	9
Israel	9	11	10	9
Italy	570	578	587	552
Ivory Coast	2	2	2	3
Japan	1,731	1,714	1,680	940
Johnston Island	11	11	1	-
Korea	1,816	1,802	1,768	1,460
Lebanon	8	4	4	4
Libya	724	734	742	611
Madagascar	4	4	4	4
Morocco	76	10	-	-
Netherlands	28	26	29	20
New Zealand	-	-	-	1

TABLE 162 - CIVILIAN EMPLOYEES BY DUTY LOCATION OUTSIDE CONTINENTAL US, AT END OF QUARTER -
FY 1964 (CONTINUED)

COUNTRY	30 SEPTEMBER (1963)	31 DECEMBER	31 MARCH (1964)	30 JUNE
Nicaragua	1	1	1	1
Norway	31	34	33	27
Okinawa	3,945	3,983	3,898	3,809
Pakistan	308	315	327	307
Paraguay	1	1	1	1
Peru	13	11	12	11
Philippine Islands	3,847	3,794	3,728	3,444
Portugal	15	14	13	14
Puerto Rico	615	631	623	482
Rumania	1	1	1	1
Ryukyus Islands	-	-	58	67
Saudi Arabia	1	2	2	2
South Africa	4	4	4	4
Spain	2,829	2,881	2,779	1,760
Sweden	12	12	12	12
Switzerland	7	7	7	8
Taiwan	398	375	365	360
Thailand	103	90	87	66
Turkey	858	889	953	828
United Kingdom	694	841	806	391
Uruguay	2	2	4	4
Venezuela	6	5	5	5
Vietnam	323	366	361	366
Yugoslavia	12	13	13	11

Source: Data Applications Division, Data Services Center, Comptroller of the Air Force

TABLE 163 - CIVILIAN EMPLOYEES BY CATEGORY, BY GRADE, WORLD-WIDE, AT END OF QUARTER - FY 1964

CATEGORY AND GRADE	WORLD-WIDE				CONTINENTAL US				OVERSEAS			
	30 SEPTEMBER (1963)	31 DECEMBER	31 MARCH (1964)	30 JUNE	30 SEPTEMBER (1963)	31 DECEMBER	31 MARCH (1964)	30 JUNE	30 SEPTEMBER (1963)	31 DECEMBER	31 MARCH (1964)	30 JUNE
TOTAL	297,228	299,215	298,883	289,724	264,606	266,065	266,034	261,482	32,622	33,150	32,849	28,242
SALARIED - TOTAL	157,932	159,724	160,027	155,765	148,236	149,466	149,841	148,707	9,696	10,258	10,186	7,058
General Schedule - Total	155,046	156,288	156,586	155,315	148,063	149,159	149,527	148,503	6,983	7,129	7,059	6,812
1	67	60	51	47	51	47	47	43	16	13	4	4
2	1,583	1,662	1,647	1,753	1,516	1,579	1,576	1,670	67	83	71	83
3	20,090	20,292	20,268	19,487	19,186	19,379	19,381	18,598	904	913	887	889
4	27,351	27,443	27,350	26,834	25,911	25,984	25,874	25,454	1,440	1,459	1,476	1,380
5	22,071	22,285	22,178	21,858	20,801	20,989	20,901	20,639	1,270	1,296	1,277	1,219
6	7,263	7,281	7,285	7,257	6,787	6,794	6,792	6,776	476	487	493	481
7	13,338	13,384	13,313	13,291	12,971	13,030	12,953	12,927	367	354	360	364
8	1,608	1,633	1,631	1,596	1,477	1,513	1,525	1,497	131	120	106	99
9	19,877	20,218	20,420	20,473	19,431	19,739	19,933	20,005	446	479	487	468
10	1,511	1,535	1,558	1,566	1,377	1,383	1,407	1,423	134	152	151	143
11	17,050	17,190	17,339	17,382	16,394	16,501	16,655	16,725	656	689	684	657
12	11,917	12,012	12,150	12,271	11,250	11,347	11,502	11,647	667	665	648	624
13	7,182	7,183	7,319	7,391	6,881	6,872	7,010	7,099	301	311	309	292
14	2,934	2,926	2,926	2,851	2,851	2,845	2,834	2,846	83	81	80	80
15	1,116	1,094	1,074	1,093	1,093	1,069	1,050	1,067	23	25	24	26
16	59	62	60	61	57	60	58	58	2	2	2	3
17	21	21	22	22	21	21	22	22	-	-	-	-
18	8	7	7	7	8	7	7	7	-	-	-	-
Public Law 86-91 - Total	2,405	2,816	2,815	55	-	-	-	-	2,405	2,816	2,815	55
Public Law 313 - Total	128	128	130	127	123	123	124	123	2	2	6	4
Public Law 854 - Total	-	-	-	1	-	-	-	1	-	-	-	-
Public Law 874 - Total	182	309	315	84	46	179	185	76	136	130	130	8
Canal Zone Merit System - Total	167	178	176	179	-	-	-	-	167	178	176	172
Presidential Appointees - Total	4	2	2	4	4	2	2	4	-	-	-	-
WAGE BOARD - TOTAL	139,220	139,410	138,742	133,897	116,294	116,518	116,079	112,713	22,926	22,892	22,663	21,184
Canal Zone Merit System	50	58	54	55	-	-	-	-	50	58	54	55
Wage Board Foremen	11,236	11,165	11,064	11,011	10,509	10,436	10,371	10,337	727	729	693	674
Wage Board Leaders	7,112	6,961	6,941	6,847	6,735	6,590	6,572	6,481	377	371	369	366
Wage Board	101,697	102,186	101,793	98,597	98,727	99,237	98,891	95,603	2,970	2,949	2,902	2,994
Trainees and Others	350	281	257	288	312	226	208	274	38	55	49	14
Foreign Nationals a/	18,731	18,696	18,562	17,050	-	-	-	-	18,731	18,696	18,562	17,050
Public Law 874	44	63	71	49	11	29	37	18	33	34	34	31
SPECIAL CONSULTANT - TOTAL	76	81	114	62	76	81	114	62	-	-	-	-

a/ Includes Canal Zone Foreign Nationals as follows: 30 Sep, 729; 31 Dec, 747; 31 Mar, 756; and 30 Jun, 752.

Source: Data Applications Division, Data Services Center, Comptroller of the Air Force

TABLE 164 - CIVILIAN EMPLOYEES BY TYPE OF APPOINTMENT, BY EMPLOYEE GROUP, WORLD-WIDE,
AT END OF QUARTER - FY 1964

LOCATION AND TYPE OF APPOINTMENT	30 SEPTEMBER (1963)	31 DECEMBER	31 MARCH (1964)	30 JUNE
<u>WORLD-WIDE - TOTAL</u>	<u>297,228</u>	<u>299,215</u>	<u>299,883</u>	<u>289,724</u>
<u>Competitive, Career - Total</u>	<u>224,517</u>	<u>224,488</u>	<u>224,635</u>	<u>223,881</u>
Salaried a/	121,049	122,172	122,726	122,668
Wage Board	103,468	102,316	101,909	101,213
<u>Competitive, Career-Conditional - Total</u>	<u>43,281</u>	<u>42,455</u>	<u>41,404</u>	<u>39,985</u>
Salaried	29,253	28,788	28,093	27,100
Wage Board	14,028	13,667	13,311	12,885
<u>Competitive, Limited Tenure - Total</u>	<u>5,990</u>	<u>8,092</u>	<u>8,936</u>	<u>6,265</u>
Salaried	3,428	3,948	4,376	3,927
Wage Board	2,562	4,144	4,560	2,338
<u>Excepted, Limited, or Conditional - Total</u>	<u>19,497</u>	<u>19,930</u>	<u>19,678</u>	<u>15,713</u>
Salaried b/	2,965	3,425	3,407	983
Wage Board	16,532	16,505	16,271	14,730
<u>Excepted, Permanent - Total</u>	<u>3,943</u>	<u>4,250</u>	<u>4,230</u>	<u>3,880</u>
Salaried	1,313	1,472	1,539	1,149
Wage Board	2,630	2,778	2,691	2,731
<u>CONTINENTAL US - TOTAL</u>	<u>264,606</u>	<u>266,065</u>	<u>266,034</u>	<u>261,482</u>
<u>Competitive, Career - Total</u>	<u>216,905</u>	<u>216,784</u>	<u>216,955</u>	<u>216,434</u>
Salaried a/	116,418	117,465	118,040	118,196
Wage Board	100,487	99,319	98,915	98,238
<u>Competitive, Career-Conditional - Total</u>	<u>41,242</u>	<u>40,390</u>	<u>39,314</u>	<u>38,007</u>
Salaried	27,918	27,432	26,756	25,867
Wage Board	13,324	12,958	12,558	12,140
<u>Competitive, Limited Tenure - Total</u>	<u>5,055</u>	<u>7,182</u>	<u>8,091</u>	<u>5,309</u>
Salaried	2,775	3,292	3,724	3,272
Wage Board	2,280	3,890	4,367	2,037
<u>Excepted, Limited, or Conditional - Total</u>	<u>550</u>	<u>832</u>	<u>785</u>	<u>826</u>
Salaried b/	460	593	657	633
Wage Board	90	239	128	193
<u>Excepted, Permanent - Total</u>	<u>854</u>	<u>877</u>	<u>889</u>	<u>906</u>
Salaried	741	765	778	801
Wage Board	113	112	111	105
<u>OVERSEA - TOTAL</u>	<u>32,622</u>	<u>33,150</u>	<u>32,849</u>	<u>28,242</u>
<u>Competitive, Career - Total</u>	<u>7,612</u>	<u>7,704</u>	<u>7,680</u>	<u>7,447</u>
Salaried	4,631	4,707	4,686	4,472
Wage Board	2,981	2,997	2,994	2,975
<u>Competitive, Career-Conditional - Total</u>	<u>2,039</u>	<u>2,065</u>	<u>2,090</u>	<u>1,978</u>
Salaried	1,335	1,356	1,337	1,233
Wage Board	704	709	753	745
<u>Competitive, Limited Tenure - Total</u>	<u>935</u>	<u>910</u>	<u>845</u>	<u>956</u>
Salaried	653	656	652	655
Wage Board	282	254	193	301
<u>Excepted, Limited, or Conditional - Total</u>	<u>18,947</u>	<u>19,098</u>	<u>18,893</u>	<u>14,887</u>
Salaried b/	2,505	2,832	2,750	350
Wage Board	16,442	16,266	16,143	14,537
<u>Excepted, Permanent - Total</u>	<u>3,089</u>	<u>3,373</u>	<u>3,341</u>	<u>2,974</u>
Salaried	572	707	761	348
Wage Board	2,517	2,666	2,580	2,626

a/ Includes Presidential Appointees

b/ Includes Special Consultants

Source: Data Applications Division, Data Services Center, Comptroller of the Air Force

TABLE 165 - WAE (WHEN ACTUALLY EMPLOYED) EMPLOYEES AND PRESIDENTIAL APPOINTEES, WORLD-WIDE,
AT END OF QUARTER - FY 1964

END OF QUARTER AND LOCATION	PRESIDENTIAL APPOINTEES	WAE (SPECIAL CONSULTANTS) a/	WAE (OTHER THAN SPECIAL CONSULTANTS) a/		
			TOTAL	SALARIED	WAGE BOARD
<u>TOTAL</u>	<u>54</u>	<u>1,036</u>	<u>7,587</u>	<u>3,103</u>	<u>4,484</u>
CONTINENTAL US - TOTAL	54	1,036	5,020	1,769	3,251
OVERSEA - TOTAL	-	-	2,567	1,334	1,233
<u>First Quarter - Total</u>	<u>14</u>	<u>266</u>	<u>1,486</u>	<u>474</u>	<u>1,012</u>
Continental US	14	266	1,116	371	745
Oversea	-	-	370	103	267
<u>Second Quarter - Total</u>	<u>13</u>	<u>253</u>	<u>1,926</u>	<u>826</u>	<u>1,100</u>
Continental US	13	253	1,173	416	757
Oversea	-	-	753	410	343
<u>Third Quarter - Total</u>	<u>15</u>	<u>285</u>	<u>2,127</u>	<u>945</u>	<u>1,182</u>
Continental US	15	285	1,284	443	841
Oversea	-	-	843	502	341
<u>Fourth Quarter - Total</u>	<u>12</u>	<u>232</u>	<u>2,048</u>	<u>858</u>	<u>1,190</u>
Continental US	12	232	1,447	539	908
Oversea	-	-	601	319	282

a/ Figures represent personnel who worked for any length of time during the quarter.

Source: Data Applications Division, Data Services Center, Comptroller of the Air Force

TABLE 166 -- CIVILIAN EMPLOYEES WITH VETERANS PREFERENCE, BY PREFERENCE POINTS WITHIN MAJOR AIR COMMANDS, WORLD-WIDE, AT END OF QUARTER-- FY 1964

COMMAND	30 SEPTEMBER 1963		31 DECEMBER		31 MARCH 1964		30 JUNE	
	5 and 10 Point Vets	10 Point Vets	5 and 10 Point Vets	10 Point Vets	5 and 10 Point Vets	10 Point Vets	5 and 10 Point Vets	10 Point Vets
<u>WORLD-WIDE - TOTAL</u>	<u>149,847</u>	<u>27,486</u>	<u>150,729</u>	<u>27,659</u>	<u>150,676</u>	<u>27,752</u>	<u>147,965</u>	<u>27,440</u>
<u>CONTINENTAL US - TOTAL</u>	<u>144,384</u>	<u>26,831</u>	<u>145,097</u>	<u>26,997</u>	<u>145,127</u>	<u>27,088</u>	<u>142,822</u>	<u>26,789</u>
Aeronautical Chart and Information Center	2,078	313	2,093	322	2,013	305	2,000	306
Air Defense Command	5,633	1,125	5,740	1,155	5,600	1,111	5,399	1,094
Air Force Accounting and Finance Center	674	198	681	202	684	202	687	198
Air Force Communications Service	1,290	219	1,304	211	1,323	220	1,325	228
Air Force Logistics Command	71,739	12,810	72,005	12,857	71,863	12,872	70,279	12,633
Air Force Systems Command	19,295	3,731	18,980	3,671	18,951	3,702	18,905	3,659
Air Training Command	11,350	2,369	11,250	2,362	11,200	2,339	11,170	2,320
Air University	1,162	283	1,163	285	1,153	285	1,157	289
Continental Air Command	6,089	762	6,151	772	6,158	765	6,139	793
Headquarters Command, USAF	2,968	519	3,042	526	3,044	527	3,075	535
Headquarters US Air Force	1,089	177	1,092	180	1,111	185	1,109	183
Military Air Transport Service	6,190	1,061	6,259	1,082	6,424	1,095	6,324	1,111
Office of Aerospace Research	574	111	575	110	580	111	590	107
Strategic Air Command	8,426	1,916	8,846	2,021	9,098	2,114	8,811	2,093
Tactical Air Command	4,217	929	4,254	925	4,300	935	4,254	928
USAF Academy	1,111	205	1,113	211	1,112	219	1,103	217
USAF Security Service	499	103	549	105	513	101	495	95
<u>OVERSEA - TOTAL</u>	<u>5,463</u>	<u>655</u>	<u>5,632</u>	<u>662</u>	<u>5,549</u>	<u>664</u>	<u>5,143</u>	<u>651</u>
Aeronautical Chart and Information Center	3	-	3	-	3	-	3	-
Air Defense Command	22	4	20	3	22	3	23	3
Air Force Communications Service	233	21	262	20	258	24	260	25
Air Force Logistics Command	335	33	324	33	316	33	301	32
Air Force Systems Command	18	5	34	7	22	4	23	3
Alaskan Air Command	778	76	803	85	803	88	804	89
Continental Air Command	1	-	-	-	-	-	-	-
Headquarters Command, USAF	86	10	84	10	76	10	69	10
Military Air Transport Service	551	40	544	47	546	47	539	48
Office of Aerospace Research	6	1	7	1	6	1	5	1
Pacific Air Forces	1,903	213	1,941	175	1,920	174	1,794	166
Strategic Air Command	772	184	790	210	759	208	679	222
US Air Forces, Europe	654	59	710	58	712	56	541	41
USAF Security Service	21	2	25	4	24	3	22	2
USAF Southern Command ^{a/}	80	7	85	9	82	13	80	9

^{a/} Formerly Caribbean Air Command, redesignated USAF Southern Command, 8 July 1963.

Source: Data Applications Division, Data Services Center, Comptroller of the Air Force

TABLE 167 - CIVILIAN EMPLOYEES BY SEX, BY LOCATION, WORLD-WIDE, AT END OF QUARTER - FY 1964

SEX IDENTIFICATION AND LOCATION BY COMMAND	30 SEPTEMBER (1963)	31 DECEMBER	31 MARCH (1964)	30 JUNE
	WORLD-WIDE			
<u>TOTAL</u>	<u>297,228</u>	<u>299,215</u>	<u>298,883</u>	<u>289,724</u>
MALE - TOTAL	214,243	214,929	214,551	209,396
FEMALE - TOTAL	82,985	84,286	84,332	80,328
	CONTINENTAL US			
<u>CONTINENTAL US - TOTAL</u>	<u>264,606</u>	<u>266,065</u>	<u>266,034</u>	<u>261,482</u>
MALE - TOTAL	190,141	190,759	190,646	187,595
FEMALE - TOTAL	74,465	75,306	75,388	73,887
<u>Aeronautical Chart and Information Center - Total</u>	<u>3,611</u>	<u>3,638</u>	<u>3,495</u>	<u>3,452</u>
Male	2,816	2,838	2,740	2,713
Female	795	800	755	739
<u>Air Defense Command - Total</u>	<u>10,564</u>	<u>10,788</u>	<u>10,532</u>	<u>10,116</u>
Male	6,973	7,079	6,883	6,594
Female	3,591	3,709	3,649	3,522
<u>Air Force Communications Service - Total</u>	<u>3,431</u>	<u>3,442</u>	<u>3,459</u>	<u>3,395</u>
Male	1,345	1,366	1,378	1,363
Female	2,086	2,076	2,081	2,032
<u>Air Force Accounting and Finance Division - Total</u>	<u>1,729</u>	<u>1,740</u>	<u>1,736</u>	<u>1,713</u>
Male	685	686	693	697
Female	1,044	1,054	1,043	1,016
<u>Air Force Logistics Command - Total</u>	<u>126,727</u>	<u>127,631</u>	<u>127,511</u>	<u>124,178</u>
Male	99,418	99,827	99,599	97,150
Female	27,309	27,804	27,912	27,028
<u>Air Force Systems Command - Total</u>	<u>38,289</u>	<u>37,446</u>	<u>37,328</u>	<u>37,214</u>
Male	26,012	25,391	25,320	25,371
Female	12,277	12,055	12,008	11,843
<u>Air Training Command - Total</u>	<u>20,452</u>	<u>20,229</u>	<u>20,104</u>	<u>20,230</u>
Male	13,819	13,591	13,521	13,688
Female	6,633	6,638	6,583	6,542
<u>Air University - Total</u>	<u>2,243</u>	<u>2,274</u>	<u>2,246</u>	<u>2,249</u>
Male	1,359	1,361	1,341	1,344
Female	884	913	905	905
<u>Continental Air Command - Total</u>	<u>8,907</u>	<u>9,088</u>	<u>9,063</u>	<u>9,012</u>
Male	6,716	6,819	6,841	6,782
Female	2,191	2,269	2,222	2,230
<u>Headquarters Command, USAF - Total</u>	<u>6,217</u>	<u>6,438</u>	<u>6,453</u>	<u>6,593</u>
Male	3,865	3,943	3,946	4,073
Female	2,352	2,495	2,507	2,520
<u>Headquarters US Air Force - Total</u>	<u>3,364</u>	<u>3,290</u>	<u>3,312</u>	<u>3,407</u>
Male	1,349	1,349	1,368	1,389
Female	2,015	1,941	1,944	2,018
<u>Military Air Transport Service - Total</u>	<u>10,456</u>	<u>10,502</u>	<u>10,827</u>	<u>10,552</u>
Male	7,408	7,426	7,705	7,569
Female	3,048	3,076	3,122	2,983
<u>Office of Aerospace Research - Total</u>	<u>1,359</u>	<u>1,342</u>	<u>1,359</u>	<u>1,427</u>
Male	1,002	978	995	1,043
Female	357	364	364	384

TABLE 167 - CIVILIAN EMPLOYEES BY SEX, BY LOCATION, WORLD-WIDE, AT END OF QUARTER
FY 1964 - (CONTINUED)

SEX IDENTIFICATION AND LOCATION BY COMMAND	30 SEPTEMBER (1963)	31 DECEMBER	31 MARCH (1964)	30 JUNE
CONTINENTAL US (Continued)				
<u>Strategic Air Command - Total</u>	16,789	17,460	17,889	17,464
Male	10,345	10,855	11,179	10,769
Female	6,444	6,605	6,710	6,695
<u>Tactical Air Command - Total</u>	7,724	7,879	7,970	7,737
Male	5,051	5,142	5,159	5,083
Female	2,673	2,737	2,811	2,654
<u>USAF Academy - Total</u>	1,777	1,759	1,768	1,758
Male	1,396	1,384	1,382	1,373
Female	381	375	386	385
<u>USAF Security Service - Total</u>	967	1,119	982	985
Male	582	724	596	594
Female	385	395	386	391
OVERSEAS				
<u>OVERSEA - TOTAL</u> a/	32,622	33,150	32,849	28,242
<u>MALE - TOTAL</u>	24,102	24,170	23,905	21,801
<u>FEMALE - TOTAL</u> a/	8,520	8,980	8,944	6,441
<u>Aeronautical Chart and Information Center - Total</u>	5	5	7	7
Male	3	3	4	4
Female	2	2	3	3
<u>Air Force Communications Service - Total</u>	1,512	1,481	1,471	1,416
Male	725	701	687	676
Female	787	780	784	740
<u>Air Defense Command - Total</u>	252	224	226	192
Male	228	204	205	176
Female	24	20	21	16
<u>Air Force Logistics Command - Total</u>	651	624	603	587
Male	471	452	444	428
Female	180	172	159	159
<u>Air Force Systems Command - Total</u>	56	82	56	66
Male	25	48	30	31
Female	31	34	26	35
<u>Alaskan Air Command - Total</u>	1,815	1,821	1,819	1,820
Male	1,247	1,245	1,242	1,265
Female	568	576	577	555
<u>Headquarters Command, USAF - Total</u>	572	585	567	532
Male	318	319	305	289
Female	254	266	262	243
<u>Military Air Transport Service - Total</u>	3,280	3,203	3,193	3,079
Male	2,733	2,651	2,633	2,599
Female	547	552	560	480
<u>Office of Aerospace Research - Total</u>	33	34	33	31
Male	10	11	11	10
Female	23	23	22	21
<u>Pacific Air Forces - Total</u>	12,669	12,730	12,550	11,174
Male	10,139	10,119	9,952	9,226
Female	2,530	2,611	2,598	1,948

TABLE 167 - CIVILIAN EMPLOYEES BY SEX, BY LOCATION, WORLD-WIDE, AT END OF QUARTER
FY 1964 - (CONTINUED).

SEX IDENTIFICATION AND LOCATION BY COMMAND	30 SEPTEMBER (1963)	31 DECEMBER	31 MARCH (1964)	30 JUNE
	OVERSEAS (Continued)			
<u>Strategic Air Command - Total</u>	6,079	6,206	6,082	4,700
Male	4,558	4,640	4,553	3,721
Female	1,521	1,566	1,529	979
<u>US Air Forces in Europe - Total</u>	4,060	4,472	4,549	2,950
Male	2,291	2,388	2,441	1,994
Female	1,769	2,084	2,108	956
<u>USAF Security Service - Total</u>	656	665	671	665
Male	587	592	600	588
Female	69	73	71	77
<u>USAF Southern Command - Total</u> ^{b/}	980	1,015	1,019	1,020
Male	767	797	798	794
Female	213	218	221	226

a/ Includes the following female personnel assigned to CONAC: 30 Sep, 2; 31 Dec, 3; 31 Mar, 3; and 30 Jun, 3.

b/ Formerly Caribbean Air Command, redesignated USAF Southern Command, 8 July 1963.

Source: Data Applications Division, Data Services Center, Comptroller of the Air Force.

TABLE 168 - CIVILIAN EMPLOYEES BY CITIZENSHIP OR NONCITIZENSHIP STATUS, BY COMMAND, OVERSEAS,
AT END OF QUARTER - FY 1964

LOCATION AND CITIZENSHIP CATEGORY	30 SEPTEMBER (1963)	31 DECEMBER	31 MARCH (1964)	30 JUNE
<u>TOTAL</u>	32,622	33,150	32,849	28,242
<u>US TERRITORIES AND POSSESSIONS - TOTAL</u>	7,701	7,784	7,721	7,614
US Citizens - TOTAL	6,926	6,994	6,926	6,838
NON-US CITIZENS - TOTAL	775	790	795	776
<u>FOREIGN COUNTRIES - TOTAL</u>	24,921	25,366	25,128	20,628
US Citizens - TOTAL	6,965	7,460	7,361	4,354
NON-US CITIZENS - TOTAL	17,956	17,906	17,767	16,274
<u>Aeronautical Chart and Information Center - Total</u>	5	5	7	7
<u>US Territories and Possessions - Total</u>	1	1	3	3
US Citizens	1	1	3	3
Non-US Citizens	-	-	-	-
<u>Foreign Countries - Total</u>	4	4	4	4
US Citizens	4	4	4	4
Non-US Citizens	-	-	-	-
<u>Air Defense Command - Total</u>	252	224	226	192
<u>US Territories and Possessions - Total</u>	41	41	42	43
US Citizens	41	41	42	43
Non-US Citizens	-	-	-	-
<u>Foreign Countries - Total</u>	211	183	184	149
US Citizens	17	9	9	8
Non-US Citizens	194	174	175	141
<u>Air Force Communications Service - Total</u>	1,512	1,481	1,471	1,416
<u>US Territories and Possessions - Total</u>	760	757	754	734
US Citizens	760	757	754	731
Non-US Citizens	-	-	-	3

TABLE 168 - CIVILIAN EMPLOYEES BY CITIZENSHIP OR NONCITIZENSHIP STATUS, BY COMMAND OVERSEAS,
AT END OF QUARTER - FY 1964 (CONTINUED)

LOCATION AND CITIZENSHIP CATEGORY	30 SEPTEMBER (1963)	31 DECEMBER	31 MARCH (1964)	30 JUNE
<u>Air Force Communications Service (Continued)</u>				
<u>Foreign Countries - Total</u>	752	724	717	682
US Citizens	154	152	154	137
Non-US Citizens	598	572	563	545
<u>Air Force Logistics Command - Total</u>	651	624	603	587
<u>US Territories and Possessions - Total</u>	130	130	134	157
US Citizens	130	130	134	157
Non-US Citizens	-	-	-	-
<u>Foreign Countries - Total</u>	521	494	469	430
US Citizens	444	422	403	371
Non-US Citizens	77	72	66	59
<u>Air Force Systems Command - Total</u>	56	82	56	66
<u>US Territories and Possessions - Total</u>	28	27	26	27
US Citizens	26	25	24	25
Non-US Citizens	2	2	2	2
<u>Foreign Countries - Total</u>	28	55	30	39
US Citizens	27	54	29	38
Non-US Citizens	1	1	1	1
<u>Alaskan Air Command - Total</u>	1,815	1,821	1,819	1,820
<u>US Territories and Possessions - Total</u>	1,815	1,821	1,819	1,820
US Citizens	1,815	1,821	1,819	1,820
Non-US Citizens	-	-	-	-
<u>Headquarters Command, USAF - Total</u>	572	585	567	532
<u>US Territories and Possessions - Total</u>	20	24	24	23
US Citizens	20	24	24	23
Non-US Citizens	-	-	-	-
<u>Foreign Countries - Total</u>	552	561	543	509
US Citizens	282	285	269	254
Non-US Citizens	270	276	274	255
<u>Military Air Transport Service - Total</u>	3,280	3,203	3,193	3,079
<u>US Territories and Possessions - Total</u>	684	657	663	659
US Citizens	683	656	663	659
Non-US Citizens	1	1	-	-
<u>Foreign Countries - Total</u>	2,596	2,546	2,530	2,420
US Citizens	571	573	572	479
Non-US Citizens	2,025	1,973	1,958	1,941
<u>Office of Aerospace Research - Total</u>	33	34	33	31
<u>Foreign Countries - Total</u>	33	34	33	31
US Citizens	16	17	17	16
Non-US Citizens	17	17	16	15
<u>Pacific Air Forces - Total</u>	12,669	12,730	12,550	11,174
<u>US Territories and Possessions - Total</u>	1,913	1,947	1,911	1,962
US Citizens	1,911	1,945	1,909	1,960
Non-US Citizens	2	2	2	2
<u>Foreign Countries - Total</u>	10,756	10,783	10,639	9,212
US Citizens	2,143	2,208	2,186	1,253
Non-US Citizens	8,613	8,575	8,453	7,959
<u>Strategic Air Command - Total</u>	6,079	6,206	6,082	4,700
<u>US Territories and Possessions - Total</u>	1,354	1,387	1,351	1,191
US Citizens	1,312	1,348	1,316	1,171
Non-US Citizens	42	39	35	20

TABLE 168 - CIVILIAN EMPLOYEES BY CITIZENSHIP OR NONCITIZENSHIP STATUS, BY COMMAND OVERSEAS,
AT END OF QUARTER - FY 1964 (CONTINUED)

LOCATION AND CITIZENSHIP CATEGORY	30 SEPTEMBER (1963)	31 DECEMBER	31 MARCH (1964)	30 JUNE
Strategic Air Command (Continued)				
<u>Foreign Countries - Total</u>	<u>4,725</u>	<u>4,819</u>	<u>4,731</u>	<u>3,509</u>
US Citizens	860	849	802	374
Non-US Citizens	3,865	3,970	3,929	3,135
<u>US Air Forces in Europe - Total</u>	<u>4,060</u>	<u>4,472</u>	<u>4,549</u>	<u>2,950</u>
<u>Foreign Countries - Total</u>	<u>4,060</u>	<u>4,472</u>	<u>4,549</u>	<u>2,950</u>
US Citizens	2,393	2,825	2,854	1,354
Non-US Citizens	1,667	1,647	1,695	1,596
<u>USAF Security Service - Total</u>	<u>656</u>	<u>665</u>	<u>671</u>	<u>665</u>
<u>US Territories and Possessions - Total</u>	<u>12</u>	<u>13</u>	<u>13</u>	<u>14</u>
US Citizens	12	13	13	14
Non-US Citizens	-	-	-	-
<u>Foreign Countries - Total</u>	<u>644</u>	<u>652</u>	<u>658</u>	<u>651</u>
US Citizens	51	59	57	62
Non-US Citizens	593	593	601	589
<u>USAF Southern Command - Total</u>	<u>980</u>	<u>1,015</u>	<u>1,019</u>	<u>1,020</u>
<u>US Territories and Possessions - Total</u>	<u>941</u>	<u>976</u>	<u>978</u>	<u>970</u>
US Citizens	213	230	222	229
Non-US Citizens	728	746	756	749
<u>Foreign Countries - Total</u>	<u>39</u>	<u>39</u>	<u>41</u>	<u>42</u>
US Citizens	3	3	5	4
Non-US Citizens	36	36	36	38

a/ Includes the following female personnel assigned to CONAC: 30 Sep, 2; 31 Dec, 3; 31 Mar, 3; and 30 Jun, 3.
b/ Formerly Caribbean Air Command, redesignated USAF Southern Command, 8 July 1963.

Source: Data Applications Division, Data Services Center, Comptroller of the Air Force.

TABLE 169 - DEPARTMENTAL CIVILIAN EMPLOYEES BY TYPE OF EMPLOYEE, BY EMPLOYEE GROUP,
AT END OF QUARTER - FY 1964

(In the table below, Competitive Career includes Presidential Appointees; Excepted, Limited, and Conditional include Special Consultants.)

TYPE OF APPOINTMENT	30 SEPTEMBER (1963)		31 DECEMBER		31 MARCH (1964)		30 JUNE	
	Salaried	Wage Board	Salaried	Wage Board	Salaried	Wage Board	Salaried	Wage Board
TOTAL	<u>3,360</u>	<u>4</u>	<u>3,286</u>	<u>4</u>	<u>3,307</u>	<u>5</u>	<u>3,401</u>	<u>6</u>
Competitive, Career	2,676	-	2,652	-	2,666	1	2,689	2
Competitive, Career-Conditional	594	1	538	1	536	1	546	1
Competitive, Limited Tenure	27	3	37	3	44	3	95	3
Excepted, Limited or Conditional	37	-	32	-	35	-	25	-
Excepted, Permanent	26	-	27	-	26	-	29	-

a/ Includes 1 departmental civilian employee assigned Overseas.

Source: Data Applications Division, Data Services Center, Comptroller of the Air Force

TABLE 170 — DEPARTMENTAL CIVILIAN EMPLOYEES BY TYPE OF SERVICE, AT END OF QUARTER — FY 1964

TYPE OF SERVICE	30 SEPTEMBER (1963)	31 DECEMBER	31 MARCH (1964)	30 JUNE
<u>TOTAL</u>	<u>3,364</u>	<u>3,290</u>	<u>3,312</u>	<u>3,407</u>
General Schedule	3,315	3,243	3,260	3,362
Presidential Appointees	4	5	5	4
Public Law 313	18	18	18	17
Public Law 854	-	-	-	1
Special Consultants	23	20	24	17
Wage Board	4	4	5	6

Source: Data Applications Division, Data Services Center, Comptroller of the Air Force

TABLE 171 — DEPARTMENTAL CIVILIAN EMPLOYEES WITH VETERANS PREFERENCE, BY PREFERENCE POINTS, AT END OF QUARTER — FY 1964

VETERANS' PREFERENCE	30 SEPTEMBER (1963)	31 DECEMBER	31 MARCH (1964)	30 JUNE
<u>TOTAL</u>	<u>1,089</u>	<u>1,092</u>	<u>1,296</u>	<u>1,109</u>
10 Point	177	180	185	183
5 Point	912	912	1,111	926

Source: Data Applications Division, Data Services Center, Comptroller of the Air Force

TABLE 172 - PHYSICALLY IMPAIRED CIVILIAN EMPLOYEES, WORLD-WIDE, 30 JUN 1950 THROUGH
FY 1963 AND BY TYPE OF PHYSICAL IMPAIRMENT, WORLD-WIDE - 30 JUN 1964

(Table below is a modified continuation of data last reported in FY 1959 USAF Statistical Digest. Data excludes Non-citizens. Alaskan and Hawaiian statistics are included in the Oversea reporting).

DATE	WORLD-WIDE	CONTINENTAL US	OVERSEAS
30 JUNE 1960 - TOTAL	20,830	20,532	298
30 JUNE 1961 - TOTAL	20,061	19,761	300
30 JUNE 1962 - TOTAL	20,295	19,896	399
30 JUNE 1963 - TOTAL	19,966	19,622	344
DATE AND TYPE OF PHYSICAL IMPAIRMENT	WORLD-WIDE	CONTINENTAL US	OVERSEAS
<u>30 JUNE 1964 - TOTAL</u>	<u>20,861</u>	<u>20,523</u>	<u>338</u>
Amputation - 1 extremity	771	753	18
Amputation - 2 or more extremities	387	382	5
Deformity or impaired function - upper extremity	1,408	1,375	33
Deformity or impaired function - lower extremity or back	3,977	3,918	59
Vision - correction poorer eye	2,008	1,970	38
Vision - correction better eye	342	337	5
Hearing - some in 1 ear, none in other	393	388	5
Hearing - in both ears and more than 12/20 in better ear without aid	873	859	14
Hearing - 0/20 in each ear, including speech malfunction	1,795	1,791	4
Tuberculosis - Inactive pulmonary	1,139	1,091	48
Organic Heart Disease (compensated)	1,815	1,794	21
Diabetes - controlled	697	687	10
Epilepsy - adequately controlled	120	118	2
History of emotional or behavioral problems requiring special placement effort	279	277	2
Other recurrent or chronic conditions not included above but requiring selective placement	4,857	4,783	74

Source: Data Applications Division, Data Services Center, Comptroller of the Air Force

TABLE 173 - ACCESSIONS OF USAF CIVILIAN EMPLOYEES BY TYPE, WORLD-WIDE, BY QUARTER - FY 1964

LOCATION AND ACCESSIONS BY TYPE	TOTAL	FIRST QUARTER	SECOND QUARTER	THIRD QUARTER	FOURTH QUARTER
<u>WORLD-WIDE - TOTAL</u>	<u>50,811</u>	<u>15,371</u>	<u>13,213</u>	<u>10,013</u>	<u>12,214</u>
CAREER APPOINTMENT - TOTAL	310	52	42	73	143
CAREER-CONDITIONAL APPOINTMENT - TOTAL	9,752	3,133	2,554	1,940	2,125
EXCEPTED APPOINTMENT - TOTAL	6,988	2,665	1,875	1,046	1,402
OTHER TEMPORARY APPOINTMENTS - TOTAL	8,090	2,027	1,617	1,455	2,991
REEMPLOYED - PREVIOUS FEDERAL SERVICE - TOTAL	11,682	3,112	3,638	2,537	2,395
RETURNED TO DUTY OR PAY STATUS - TOTAL	3,818	2,019	723	515	561
TEMPORARY APPOINTMENTS FROM CIVIL SERVICE REGISTER - TOTAL	5,791	1,023	1,745	1,359	1,664
TEMPORARY APPOINTMENTS PENDING CIVIL SERVICE REGISTER - TOTAL	776	198	187	197	194
TRANSFERS FROM OTHER FEDERAL AGENCIES - TOTAL	3,604	1,142	832	891	739
<u>CONTINENTAL US - TOTAL</u>	<u>40,091</u>	<u>10,613</u>	<u>10,932</u>	<u>8,648</u>	<u>9,898</u>
Career Appointment	302	49	38	73	142
Career-Conditional Appointment	9,277	2,965	2,418	1,859	2,035
Excepted Appointment	1,625	536	406	224	459
Other Temporary Appointments	6,296	1,509	1,439	1,291	2,057
Reemployed - Previous Federal Service	10,786	2,844	3,411	2,358	2,173
Returned to Duty or Pay Status	2,124	542	566	476	540
Temporary Appointments from Civil Service Register	5,674	1,001	1,711	1,339	1,623
Temporary Appointments Pending Civil Service Register	684	175	166	179	164
Transfers from Other Federal Agencies	3,323	992	777	849	705
<u>OVERSEA - TOTAL</u>	<u>10,720</u>	<u>4,758</u>	<u>2,281</u>	<u>1,365</u>	<u>2,316</u>
Career Appointment	8	3	4	-	1
Career-Conditional Appointment	475	168	136	81	90
Excepted Appointment	5,363	2,129	1,469	822	943
Other Temporary Appointments	1,794	518	178	164	934
Reemployed - Previous Federal Service	896	268	227	179	222
Returned to Duty or Pay Status	1,694	1,477	157	39	21
Temporary Appointments from Civil Service Register	117	22	34	20	41
Temporary Appointments Pending Civil Service Register	92	23	21	18	30
Transfers from Other Federal Agencies	281	150	55	42	34

Source: Data Applications Division, Data Services Center, Comptroller of the Air Force

TABLE 174 - SEPARATIONS OF USAF CIVILIAN EMPLOYEES BY TYPE, WORLD-WIDE, BY QUARTER - FY 1964

LOCATION AND SEPARATIONS BY TYPE	TOTAL	FIRST QUARTER	SECOND QUARTER	THIRD QUARTER	FOURTH QUARTER
<u>WORLD-WIDE - TOTAL</u>	<u>58,632</u>	<u>15,505</u>	<u>11,156</u>	<u>10,361</u>	<u>21,610</u>
DISPLACEMENT OF INDEFINITE APPOINTEES - TOTAL	62	44	13	1	4
DISQUALIFICATION, INEFFICIENCY, MISCONDUCT, DELINQUENT, OTHER	775	179	182	184	230
EXTENDED LEAVE WITHOUT PAY - TOTAL	7,134	1,600	865	811	3,858
REDUCTION IN FORCE - TOTAL	2,359	651	362	219	1,127
RESIGNATIONS - TOTAL	23,112	7,275	4,799	4,580	6,458
RETIREMENT, LEGAL INCOMPETENCE, DISABILITY, DEATH - TOTAL . . .	6,232	1,496	1,653	1,541	1,542
SUSPENSION, MILITARY FURLOUGH - TOTAL	160	39	52	32	37
TERMINATION OF TEMPORARY OR EXCEPTED APPOINTMENT - TOTAL . . .	13,612	2,655	1,769	1,925	7,263
TRANSFERS TO OTHER FEDERAL AGENCIES - TOTAL	5,186	1,566	1,461	1,068	1,091
<u>CONTINENTAL US - TOTAL</u>	<u>45,505</u>	<u>12,703</u>	<u>9,435</u>	<u>8,812</u>	<u>14,555</u>
Displacement of Indefinite Appointees	61	43	13	1	4
Disqualification, Inefficiency, Misconduct, Delinquent, Other	569	135	133	138	163
Extended Leave Without Pay	3,224	804	785	690	945
Reduction in Force	906	449	185	97	175
Resignations	18,441	6,219	3,843	3,740	4,639
Retirement, Legal Incompetence, Disability, Death	6,014	1,441	1,616	1,473	1,484
Suspension, Military Furlough	134	35	40	30	29
Termination of Temporary or Excepted Appointment	11,266	2,113	1,423	1,627	6,103
Transfers to Other Federal Agencies	4,890	1,464	1,397	1,016	1,013
<u>OVERSEA - TOTAL</u>	<u>13,127</u>	<u>2,802</u>	<u>1,721</u>	<u>1,549</u>	<u>7,055</u>
Displacement of Indefinite Appointees	1	1	-	-	-
Disqualification, Inefficiency, Misconduct, Delinquent, Other	206	44	49	46	67
Extended Leave Without Pay	3,910	796	80	121	2,913
Reduction in Force	1,453	202	177	122	952
Resignations	4,671	1,056	956	840	1,819
Retirement, Legal Incompetence, Disability, Death	218	55	37	68	58
Suspension, Military Furlough	26	4	12	2	8
Termination of Temporary or Excepted Appointment	2,346	542	346	298	1,160
Transfers to Other Federal Agencies	296	102	64	52	78

Source: Data Applications Division, Data Services Center, Comptroller of the Air Force

TABLE 175 - USAF INCENTIVE AWARDS AND QUALITY SALARY INCREASE PROGRAMS WORLD-WIDE-- FY 1964

(Basic authority for the incentive awards program is provided by Title III, Public Law 763, 83d Congress, which was effective, 30 November 1954 and repealed previous legislation. Basic authority for the quality salary increases is provided by Section 702 of the Classification Act of 1949, as amended by Section 603 of Public Law 793, 87th Congress.)

COMMAND	SUGGESTIONS				HONORARY AWARDS		CASH AWARDS FOR SUSTAINED SUPERIOR PERFORMANCE			CASH AWARDS FOR SPECIAL ACTS OR SERVICES			Quality Salary Increases Approved ^{d/}
	Suggestions Received	Suggestions Adopted	Cash Paid For Awards (\$'s)	Estimated First Year Benefits ^{a/} (\$'s)	Exceptional Decorations Approved ^{b/}	Meritorious Awards Approved ^{c/}	Awards Approved	Cash Paid For Awards (\$'s)	Estimated First Year Benefits ^{a/} (\$'s)	Awards Approved	Cash Paid For Awards (\$'s)	Estimated First Year Benefits ^{a/} (\$'s)	
<u>TOTAL</u>	<u>100,327</u>	<u>22,504</u>	<u>856,345</u>	<u>64,028,390</u>	<u>40</u>	<u>74</u>	<u>11,165</u>	<u>1,658,200</u>	<u>6,264,805</u>	<u>488</u>	<u>93,915</u>	<u>3,730,775</u>	<u>5,838</u>
<u>CONTINENTAL US - TOTAL</u> . .	<u>95,978</u>	<u>21,715</u>	<u>839,015</u>	<u>63,620,050</u>	<u>35</u>	<u>69</u>	<u>9,952</u>	<u>1,536,925</u>	<u>6,262,805</u>	<u>470</u>	<u>90,685</u>	<u>3,730,775</u>	<u>5,650</u>
Aero Chart and Information Center	866	152	4,225	76,545	-	-	66	11,400	-	2	350	-	32
Air Defense Command . .	3,643	962	30,905	674,285	-	5	317	44,850	-	7	1,090	750	484
Air Force Accounting and Finance Center	929	279	7,545	128,710	-	1	39	5,150	-	11	1,985	355	473
Air Force Communications Service	16	5	95	2,360	-	-	5	800	-	-	-	-	-
Air Force Logistics Command	53,098	11,653	460,170	54,783,520	3	34	4,399	661,135	2,675	197	28,840	146,360	855
Air Force Systems Command	11,002	2,154	110,825	3,312,495	13	3	1,861	338,200	-	64	27,250	3,101,080	425
Air Training Command . .	5,512	1,542	54,860	1,121,915	2	5	592	79,835	19,595	135	18,340	6,750	553
Air University	713	276	6,945	90,980	-	2	37	5,250	-	3	525	-	65
Continental Air Command.	1,932	612	16,665	155,295	-	-	139	19,400	23,600	3	865	6,350	198
Headquarters Command, USAF	850	162	3,575	242,490	-	4	134	23,750	-	13	2,750	-	158
Headquarters US Air Force	667	74	4,250	172,600	15	5	379	65,630	-	8	1,495	4,000	102
Military Air Transport Service	3,187	810	35,880	1,303,725	-	3	290	38,685	-	2	1,630	425,575	379
Strategic Air Command . .	9,744	1,976	49,825	835,735	-	5	1,125	161,590	6,213,150	15	2,650	6,000	1,414
Tactical Air Command . .	3,221	925	49,240	683,365	-	1	377	52,750	3,785	6	1,765	33,555	498
USAF Academy	456	106	3,060	28,820	-	-	142	19,600	-	3	150	-	6
USAF Security Service . .	142	27	950	7,210	2	1	50	8,900	-	1	1,000	-	8
<u>OVERSEA - TOTAL</u>	<u>4,349</u>	<u>789</u>	<u>17,330</u>	<u>408,340</u>	<u>5</u>	<u>5</u>	<u>1,213</u>	<u>121,275</u>	<u>2,000</u>	<u>18</u>	<u>3,230</u>	-	<u>188</u>
Alaskan Air Command . .	672	168	5,975	58,235	1	-	67	8,500	-	8	2,475	-	63
Pacific Air Command . .	2,555	520	7,570	295,255	1	1	954	81,875	-	7	105	-	-
US Air Forces, Europe . .	1,031	85	2,470	33,595	3	3	150	24,900	-	3	650	-	125
USAF Southern Command ^{e/}	91	16	1,315	21,255	-	1	42	6,000	2,000	-	-	-	-

^{a/} Tangible benefits cannot be estimated in all instances as many result in intangible benefits such as morale, safety, or welfare, or improved operations.

^{b/} Decoration for Exceptional Civilian Service is awarded by Secretary of the Air Force.

^{c/} Award for Meritorious Civilian Service is awarded by Chief of Staff, or Major air commanders.

^{d/} Quality salary increases were implemented in the Air Force in April 1963 and are used to recognize continuing high quality performance of employees subject to the Classification Act.

^{e/} Formerly Caribbean Air Command, redesignated USAF Southern Command, 8 July 1963.

Source: Employee Programs Division, Directorate of Civilian Personnel, DCS/Personnel.

TABLE 176 - AIR FORCE AID SOCIETY SUMMARIES, FOR MILITARY UNITS, WORLD-WIDE - FY 1964

(The total amount of loans outstanding as of 30 June 1964 amounted to \$970,429 of which it is estimated that \$334,077 will not be collected for various reasons. Between 1 March 1946 and 30 June 1964, \$1,568,269 has been written off as uncollectible, due to death or subsequent financial difficulties of the borrowers. This results in total assistance to date of \$4,969,666 of which repayment cannot be expected.)

ACTIVITY	FISCAL YEAR 1964	1 MARCH 1946 THROUGH 30 JUNE 1964
<u>EXCESS RECEIPTS OVER DISBURSEMENTS - TOTAL</u>	\$ 170,283	a/ \$ 6,459,581
Receipts (Excluding Loan Repayment) - Total	724,118	12,555,115
Memberships and Donations of All Kinds	b/ 719,366	b/ 11,068,669
Fund Raising Activities (Carnivals, Shows, Dances, etc)	4,752	1,486,446
Disbursements (Net) - Total	553,835	6,095,534
Operating Expenses (Forms, Bank Charges, etc)	9,959	155,438
Grants	306,116	3,401,397
Loans (Excess over Repayments)	237,760	2,538,699
<u>EXCESS LOANS OVER PAYMENTS - TOTAL</u>	237,760	2,538,699
Loans Made	1,409,887	29,220,291
Loans Repaid	1,172,127	26,681,592
<u>CASES ASSISTED - TOTAL</u>	15,039	378,204
Number of Loans Made	12,998	355,800
Number of Grants Made	2,041	22,484

a/ Of the \$6,459,581 on 30 June 1964, it was necessary that \$421,023 be retained in the field to meet immediate needs for assistance.

b/ Includes donations and memorials to the General Henry H. Arnold Educational Fund of \$1,334,084 and \$1,413,043 has been given out in assistance by National Headquarters.

Source: Air Force Aid Society, National Headquarters.

TABLE 177 - SUMMARY OF USAF CIVILIAN RETIREMENT FUND TRANSACTIONS - 31 DEC 1963

(Civilian Retirement Fund Transactions are reported only on a Calendar Year Basis)

SUMMARY NOMENCLATURE	CALENDAR YEAR 1963
<u>Current Year Payments to Retirement Fund - Total</u>	\$234,871,761.45
Current Year Employee Deductions	117,435,928.96
Air Force Contribution	a/ 117,435,832.49
<u>Accumulative Year-End Total Retirement Deductions</u>	718,283,782.35
<u>Year-End of Active Accounts (Number) - Total</u>	281,808


a/ Variance from employee deductions results from adjustment applicable to period prior to 1957 at which time the USAF has no retirement contribution.

Source: Director of Accounting and Finance (AFAAFB), Comptroller of the Air Force

Security & Discipline

SECURITY AND DISCIPLINE

PART XI



SECURITY AND DISCIPLINE

SECURITY AND LAW ENFORCEMENT



INTRODUCTION

Security and Law Enforcement statistics are a collection of selected data concerning corrections, security violations, and delinquencies charged to World-wide Military Personnel on active duty. The statistics reported in this section are derived from AF Form 511, "Security and Law Enforcement Activities Report."

DEFINITIONS: The following definitions apply to this portion of the Security and Discipline reports:

ABSENCE WITHOUT LEAVE (AWOL). Status or the offense of any member of the Air Force who, without authority:

- (1) Fails to go to his appointed place of duty at the time prescribed; or
- (2) Goes from that place; or
- (3) Absents himself or remains absent from his unit, organization, or place of duty at which he is required to be at the time prescribed (10 U.S.C. 886). (See AFR 35-73, Paragraph 1, dated 23 January 1959.)

APPREHENSION - Cooperation of State and Local Police Authorities. A zone of interior commander will take steps to obtain the active cooperation of all State and local police authorities. This includes such other officials and organizations as he considers necessary to make sure the person returns promptly to military control. Commanders will inform these authorities that they should not apprehend an absentee or deserter unless they receive either DD Form 553 or notice from military or Federal law enforcement officials that the person is absent without leave and his return to military control is desired. Oversea major air commanders will take such action as the local situation warrants.

Personnel Authorized to Apprehend:

Military. Members of the Armed Forces as designated in paragraph 19, MCM, 1951.

Civilian. Any civil officer having authority to apprehend offenders under the laws of the United States or of a State, Territory, Commonwealth, or possession, or the District of Columbia may summarily apprehend an absentee or deserter from the Armed Forces and deliver him into the custody of those Forces. (10 U.S.C. 808 and Paragraph 23, MCM, 1951, cover this.) Generally, a private citizen does not have authority to apprehend an absentee or deserter unless authorized by a military officer. (Receipt of DD Form 553 is sufficient authorization.)

CUSTODY GRADE - Prisoners will be classified as being in a minimum, medium, or maximum custody grade in accordance with the criteria outlined in (1), (2) and (3) below. The initial classification will be determined by the confinement officer based upon the nature of the offense, demeanor of the prisoner upon admission, and any other pertinent information available.

SECURITY AND DISCIPLINE (CONTINUED)**SECURITY AND LAW ENFORCEMENT (CONTINUED)**CUSTODY GRADE (Continued)

(1) Minimum custody prisoners are those who are sufficiently stable, dependable, and trustworthy as to require little or no custodial supervision.

(2) Medium custody prisoners are those who require continual supervision, but whose escape would not threaten life, limb, or property.

(3) Maximum custody prisoners are those whose escape would present a distinct threat to the safety of life, limb, or property, and who require special custodial controls and handling.

TABLE 178 - SECURITY AND LAW ENFORCEMENT ACTIVITIES, WORLD-WIDE, BY QUARTER - FY 1964

(Offenses as listed below are chargeable to the average daily strength as defined in AFM 171-6, Chapter 16, as follows: "Average strengths will include all personnel assigned and attached (excluding those on Temporary Duty (TDY) and Missing) to Air Force Units." The 3320th is the Retraining Group to which prisoners are sent. (OS) indicates Overseas. No activities reported for Air Force Communications Service - tenants of other commands.)

LOCATION AND COMMAND	TOTAL	1ST QTR	2ND QTR	3RD QTR	4TH QTR	LOCATION AND COMMAND	TOTAL	1ST QTR	2ND QTR	3RD QTR	4TH QTR
SECURITY VIOLATIONS-INVOLVING LOSS OR POSSIBLE SUBJECTION TO COMPROMISE a/						ALL OFFENDERS (Excludes security violations)					
WW - TOTAL	62	24	24	7	7	WW - TOTAL	106,855	27,322	26,808	27,165	25,560
U S - TOTAL	50	20	21	3	6	U S - TOTAL	84,645	21,106	20,742	21,848	20,949
OTHER - TOTAL	12	4	3	4	1	OTHER - TOTAL	22,210	6,216	6,066	5,317	4,611
ACIC	-	-	-	-	-	ACIC	-	-	-	-	-
ADC	5	3	1	-	1	ADC	13,927	3,054	3,475	3,573	3,825
AF AFC	-	-	-	-	-	AF AFC	24	4	1	13	6
AF LC	2	1	1	-	-	AF LC	6,572	1,511	1,428	1,776	1,857
AF SC	9	4	4	-	1	AF SC	3,912	828	916	1,121	1,047
ATC	2	1	1	-	-	ATC	16,485	4,452	3,908	4,196	3,929
3320th	-	-	-	-	-	3320th	-	-	-	-	-
AU	1	-	1	-	-	AU	941	212	180	260	289
AAC	1	1	-	-	-	AAC	3,447	915	838	918	776
ConAC	-	-	-	-	-	ConAC	654	178	154	163	159
Hq CMD	-	-	-	-	-	Hq CMD	1,678	380	583	410	305
MATS	2	-	1	1	-	MATS	10,309	2,276	2,592	2,693	2,748
OAR	-	-	-	-	-	OAR	-	-	-	-	-
SAC	8	2	5	-	1	SAC	20,316	5,862	4,869	4,985	4,600
TAC	2	-	1	-	1	TAC	5,655	1,396	1,556	1,494	1,209
USAF A b/.	-	-	-	-	-	USAF A b/.	178	38	26	81	33
USAF SS	-	-	-	-	-	USAF SS	547	c/	216	165	166
ADC (os)	-	-	-	-	-	ADC (os)	328	165	52	69	42
USAF SO	-	-	-	-	-	USAF SO	315	81	105	73	56
MATS (os)	-	-	-	-	-	MATS (os)	1,142	382	268	210	282
PACAF	5	1	-	3	1	PACAF	11,883	3,623	3,278	2,537	2,445
SAC (os)	-	-	-	-	-	SAC (os)	1,474	434	383	429	228
USAFE	7	3	3	1	-	USAFE	5,741	1,531	1,503	1,520	1,187
USAF SS (os)	-	-	-	-	-	USAF SS (os)	1,327	c/	477	479	371
SECURITY VIOLATIONS, NO COMPROMISE, TOTAL						OFFENSES: MILITARY-TYPE, TOTAL					
WW - TOTAL	1,128	334	288	266	240	WW - TOTAL	21,875	5,744	5,501	5,547	5,083
U S - TOTAL	934	276	240	209	209	U S - TOTAL	15,509	3,859	3,648	4,135	3,867
OTHER - TOTAL	194	58	48	57	31	OTHER - TOTAL	6,366	1,885	1,853	1,412	1,216
ACIC	9	-	3	3	3	ACIC	-	-	-	-	-
ADC	122	23	33	34	32	ADC	2,834	681	657	723	773
AF AFC	-	-	-	-	-	AF AFC	-	-	-	-	-
AF LC	212	72	49	44	47	AF LC	664	199	127	200	138
AF SC	207	66	52	39	50	AF SC	469	137	150	76	106
ATC	15	3	4	5	3	ATC	1,431	334	375	353	369
3320th	-	-	-	-	-	3320th	-	-	-	-	-
AU	2	-	-	1	1	AU	111	39	14	23	35
AAC	8	3	1	2	2	AAC	333	65	56	112	100
ConAC	5	-	1	4	-	ConAC	29	13	6	6	4
Hq CMD	10	1	1	2	6	Hq CMD	133	26	39	40	28
MATS	6	3	2	-	1	MATS	2,225	408	545	657	615
OAR	2	1	1	-	-	OAR	-	-	-	-	-
SAC	109	17	40	24	28	SAC	5,619	1,521	1,204	1,489	1,405
TAC	217	87	50	48	32	TAC	1,527	435	417	403	272
USAF A b/.	-	-	-	-	-	USAF A b/.	3	1	-	-	2
USAF SS	10	c/	3	3	4	USAF SS	131	c/	58	53	20
ADC (os)	-	-	-	-	-	ADC (os)	124	89	11	3	21
USAF SO	3	1	2	-	-	USAF SO	66	6	24	20	16
MATS (os)	7	-	6	1	-	MATS (os)	152	44	42	25	41
PACAF	62	24	9	14	15	PACAF	2,798	1,028	846	545	379
SAC (os)	12	4	-	8	-	SAC (os)	434	106	105	112	111
USAFE	75	29	12	23	11	USAFE	2,351	612	623	591	525
USAF SS (os)	35	c/	19	11	5	USAF SS (os)	441	c/	202	116	123

TABLE 178 - SECURITY AND LAW ENFORCEMENT ACTIVITIES, WORLD-WIDE, BY QUARTER - FY 1964
(CONTINUED)

LOCATION AND COMMAND	TOTAL	1ST QTR	2ND QTR	3RD QTR	4TH QTR	LOCATION AND COMMAND	TOTAL	1ST QTR	2ND QTR	3RD QTR	4TH QTR
OFFENSES: CIVIL-TYPE, PUNISHABLE BY OVER ONE YEAR d/						OFFENSES: THEFTS, PUNISHABLE BY OVER ONE YEAR					
<u>WW - TOTAL</u>	<u>819</u>	<u>240</u>	<u>179</u>	<u>186</u>	<u>214</u>	<u>WW - TOTAL</u>	<u>678</u>	<u>174</u>	<u>135</u>	<u>175</u>	<u>194</u>
U S - TOTAL	598	157	144	137	160	U S - TOTAL	550	142	99	132	177
OTHER - TOTAL	221	83	35	49	54	OTHER - TOTAL	128	32	36	43	17
ACIC	-	-	-	-	-	ACIC	-	-	-	-	-
ADC	157	34	31	39	53	ADC	162	27	21	44	70
AF AFC	-	-	-	-	-	AF AFC	-	-	-	-	-
AFLC	47	9	16	11	11	AFLC	9	3	4	-	2
AFSC	36	2	11	17	6	AFSC	17	2	2	6	7
ATC	104	32	27	20	25	ATC	103	42	19	21	21
3320th	-	-	-	-	-	3320th	-	-	-	-	-
AU	8	2	5	1	-	AU	6	2	1	1	2
AAC	20	1	6	4	9	AAC	13	3	3	1	6
ConAC	2	1	-	-	1	ConAC	4	3	-	-	1
Hq CMD	9	1	1	3	4	Hq CMD	15	2	7	3	3
MATS	34	11	16	5	2	MATS	33	11	4	2	16
OAR	-	-	-	-	-	OAR	-	-	-	-	-
SAC	143	55	26	24	38	SAC	152	43	31	46	32
TAC	36	9	4	13	10	TAC	36	4	7	8	17
USAF A b/	1	-	-	-	1	USAF A b/	-	-	-	-	-
USAFSS	1	c/	1	-	-	USAFSS	-	c/	-	-	-
ADC (os)	1	1	-	-	-	ADC (os)	-	-	-	-	-
USAFSO	5	3	2	-	-	USAFSO	-	-	-	-	-
MATS (os)	1	1	-	-	-	MATS (os)	9	3	2	3	1
PACAF	57	28	8	8	13	PACAF	51	7	25	12	7
SAC (os)	35	21	2	7	5	SAC (os)	15	5	2	8	-
USAFE	118	29	21	33	35	USAFE	50	17	7	19	7
USAFSS (os)	4	c/	2	1	1	USAFSS (os)	3	c/	-	1	2
OFFENSES: CIVIL-TYPE, PUNISHABLE BY ONE YEAR OR LESS d/						OFFENSES: THEFTS, PUNISHABLE BY ONE YEAR OR LESS					
<u>WW - TOTAL</u>	<u>14,058</u>	<u>4,105</u>	<u>3,328</u>	<u>3,444</u>	<u>3,181</u>	<u>WW - TOTAL</u>	<u>2,568</u>	<u>649</u>	<u>632</u>	<u>664</u>	<u>623</u>
U S - TOTAL	10,119	2,886	2,321	2,442	2,470	U S - TOTAL	2,124	526	526	544	528
OTHER - TOTAL	3,939	1,219	1,007	1,002	711	OTHER - TOTAL	444	123	106	120	95
ACIC	-	-	-	-	-	ACIC	-	-	-	-	-
ADC	1,394	343	310	326	415	ADC	260	80	72	50	58
AF AFC	-	-	-	-	-	AF AFC	-	-	-	-	-
AFLC	468	127	98	114	129	AFLC	92	20	23	20	29
AFSC	484	142	99	141	102	AFSC	56	11	8	8	29
ATC	2,369	768	565	549	487	ATC	308	76	79	67	86
3320th	-	-	-	-	-	3320th	-	-	-	-	-
AU	80	24	19	18	19	AU	16	2	10	4	-
AAC	116	26	28	35	27	AAC	34	5	11	9	9
ConAC	7	2	-	4	1	ConAC	5	3	-	1	1
Hq CMD	179	13	32	49	85	Hq CMD	33	3	20	5	5
MATS	1,035	195	272	261	307	MATS	281	66	69	72	74
OAR	-	-	-	-	-	OAR	-	-	-	-	-
SAC	3,079	1,033	650	691	705	SAC	878	228	205	255	190
TAC	832	213	204	251	164	TAC	149	32	25	49	43
USAF A b/	2	-	-	2	-	USAF A b/	3	-	3	-	-
USAFSS	74	c/	44	1	29	USAFSS	9	c/	1	4	4
ADC (os)	47	26	13	5	3	ADC (os)	11	1	1	8	1
USAFSO	57	23	21	10	3	USAFSO	1	-	1	-	-
MATS (os)	126	41	30	24	31	MATS (os)	18	9	4	2	3
PACAF	1,816	610	499	410	297	PACAF	163	45	31	56	31
SAC (os)	428	133	73	174	48	SAC (os)	14	7	2	-	5
USAFE	1,371	386	338	355	292	USAFE	196	61	52	36	47
USAFSS (os)	94	c/	33	24	37	USAFSS (os)	41	c/	15	18	8

TABLE 178 - SECURITY AND LAW ENFORCEMENT ACTIVITIES, WORLD-WIDE, BY QUARTER - FY 1964
(CONTINUED)

LOCATION AND COMMAND	TOTAL	1ST QTR	2ND QTR	3RD QTR	4TH QTR	LOCATION AND COMMAND	TOTAL	1ST QTR	2ND QTR	3RD QTR	4TH QTR
OFFENSES: CITATIONS FOR MOVING TRAFFIC VIOLATIONS ISSUED TO MILITARY PERSONNEL, TOTAL						RETURNED TO MILITARY CONTROL VOLUNTARILY, AWOL PERSONNEL					
<u>WW - TOTAL</u>	<u>62,901</u>	<u>15,195</u>	<u>16,052</u>	<u>16,272</u>	<u>15,382</u>	<u>WW - TOTAL</u>	<u>2,544</u>	<u>773</u>	<u>608</u>	<u>601</u>	<u>562</u>
U S - TOTAL	52,076	12,397	13,104	13,653	12,922	U S - TOTAL	2,363	716	575	549	523
OTHER - TOTAL	10,825	2,798	2,948	2,619	2,460	OTHER - TOTAL	181	57	33	52	39
ACIC	-	-	-	-	-	ACIC	-	-	-	-	-
ADC	8,556	1,709	2,251	2,276	2,320	ADC	371	117	86	82	86
AF AFC	24	4	1	13	6	AF AFC	-	-	-	-	-
AF LC	5,108	1,089	1,120	1,394	1,505	AF LC	136	48	26	31	31
AF SC	2,700	490	620	818	772	AF SC	95	29	22	26	18
ATC	11,381	2,944	2,635	3,033	2,769	ATC	446	126	116	100	104
3320th	-	-	-	-	-	3320th	-	-	-	-	-
AU	699	134	124	211	230	AU	11	3	3	3	2
AAC	2,896	805	725	748	618	AAC	17	6	2	4	5
ConAC	599	153	148	150	148	ConAC	4	2	-	1	1
Hq CMD	1,264	314	478	304	168	Hq CMD	33	17	8	4	4
MATS	6,263	1,481	1,578	1,586	1,618	MATS	249	61	67	61	60
OAR	-	-	-	-	-	OAR	-	-	-	-	-
SAC	9,429	2,667	2,490	2,260	2,012	SAC	689	215	169	158	147
TAC	2,660	570	802	675	613	TAC	308	92	73	78	65
USAF A b/	169	37	23	79	30	USAF A b/	-	-	-	-	-
USAF SS	328	c/	109	106	113	USAF SS	4	c/	3	1	-
ADC (os)	136	c/46	26	48	16	ADC (os)	5	-	-	4	1
USAF SO	185	48	57	43	37	USAF SO	-	-	-	-	-
MATS (os)	828	280	188	155	205	MATS (os)	8	4	2	1	1
PACAF	6,873	1,878	1,819	1,480	1,696	PACAF	65	21	12	16	16
SAC (os)	524	150	198	124	52	SAC (os)	18	10	1	4	3
USAF E	1,544	396	437	454	257	USAF E	78	22	16	24	16
USAF SS (os)	735	c/	223	315	197	USAF SS (os)	7	c/	2	3	2
OFFENSES: ABSENT WITHOUT LEAVE						RETURNED TO MILITARY CONTROL APPREHENDED, AWOL PERSONNEL					
<u>WW - TOTAL</u>	<u>3,930</u>	<u>1,215</u>	<u>951</u>	<u>881</u>	<u>883</u>	<u>WW - TOTAL</u>	<u>674</u>	<u>237</u>	<u>159</u>	<u>125</u>	<u>153</u>
U S - TOTAL	3,669	1,139	900	805	825	U S - TOTAL	622	225	144	109	144
OTHER - TOTAL	261	76	51	76	58	OTHER - TOTAL	52	12	15	16	9
ACIC	-	-	-	-	-	ACIC	-	-	-	-	-
ADC	564	180	133	115	136	ADC	111	37	27	19	28
AF AFC	-	-	-	-	-	AF AFC	-	-	-	-	-
AF LC	184	64	40	37	43	AF LC	35	16	9	4	6
AF SC	150	44	26	55	25	AF SC	18	9	3	5	1
ATC	789	256	208	153	172	ATC	163	63	41	25	34
3320th	-	-	-	-	-	3320th	-	-	-	-	-
AU	21	9	7	2	3	AU	5	1	3	-	1
AAC	35	10	9	9	7	AAC	4	1	1	-	2
ConAC	8	3	-	2	3	ConAC	3	1	-	-	2
Hq CMD	45	21	6	6	12	Hq CMD	4	3	-	1	-
MATS	438	104	108	110	116	MATS	54	13	10	13	18
OAR	-	-	-	-	-	OAR	-	-	-	-	-
SAC	1,016	315	263	220	218	SAC	178	60	41	36	41
TAC	415	133	97	95	90	TAC	47	21	9	6	11
USAF A b/	-	-	-	-	-	USAF A b/	-	-	-	-	-
USAF SS	4	c/	3	1	-	USAF SS	-	c/	-	-	-
ADC (os)	9	2	1	5	1	ADC (os)	2	-	1	1	-
USAF SO	1	1	-	-	-	USAF SO	-	-	-	-	-
MATS (os)	8	4	2	1	1	MATS (os)	-	-	-	-	-
PACAF	99	27	20	30	22	PACAF	21	3	6	8	4
SAC (os)	24	12	1	4	7	SAC (os)	5	2	-	-	3
USAF E	111	30	25	32	24	USAF E	23	7	8	6	2
USAF SS (os)	9	c/	2	4	3	USAF SS (os)	1	c/	-	1	-

TABLE 178 - SECURITY AND LAW ENFORCEMENT ACTIVITIES, WORLD-WIDE, BY QUARTER - FY 1964
(CONTINUED)

LOCATION AND COMMAND	TOTAL	1ST QTR	2ND QTR	3RD QTR	4TH QTR	LOCATION AND COMMAND	TOTAL	1ST QTR	2ND QTR	3RD QTR	4TH QTR
MAN-DAYS LOST - AWOL PERSONNEL						AIR FORCE PRISONERS - IN PRETRIAL CONFINEMENT, EOQ e/					
<u>WW - TOTAL</u>	<u>42,705</u>	<u>13,391</u>	<u>10,232</u>	<u>9,177</u>	<u>9,905</u>	<u>WW - TOTAL</u>	<u>131</u>	<u>164</u>	<u>133</u>	<u>95</u>	
U S - TOTAL	40,436	12,689	9,774	8,520	9,453	U S - TOTAL	109	144	113	87	
OTHER - TOTAL	2,269	702	458	657	452	OTHER - TOTAL	22	20	20	8	
ACIC	-	-	-	-	-	ACIC	-	-	-	-	
ADC	6,294	2,272	1,420	1,003	1,599	ADC	14	8	9	9	
AFAPC	-	-	-	-	-	AFAPC	-	-	-	-	
AFLC	2,068	644	520	442	462	AFLC	6	4	2	2	
AFSC	949	310	142	268	229	AFSC	5	10	7	15	
ATC	8,862	3,018	2,411	1,511	1,922	ATC	29	49	38	13	
3320th	-	-	-	-	-	3320th	-	-	-	-	
AU	213	100	102	6	5	AU	1	-	-	-	
AAC	266	98	44	74	50	AAC	2	2	1	-	
ConAC	22	3	-	12	7	ConAC	-	-	-	-	
Hq CMD	585	216	95	53	221	Hq CMD	-	-	-	-	
MATS	5,613	1,146	1,321	1,706	1,440	MATS	8	1	5	-	
OAR	-	-	-	-	-	OAR	-	-	-	-	
SAC	11,130	3,441	2,681	2,435	2,573	SAC	35	45	28	21	
TAC	4,351	1,441	1,014	951	945	TAC	9	25	23	27	
USAF b/	-	-	-	-	-	USAF b/	-	-	-	-	
USAFSS	83	c/	24	59	-	USAFSS	c/	-	-	-	
ADC (os)	51	-	5	45	1	ADC (os)	-	-	-	-	
USAFSO	31	31	-	-	-	USAFSO	-	-	-	-	
MATS (os)	99	62	6	30	1	MATS (os)	-	-	-	-	
PACAF	881	224	192	334	131	PACAF	7	8	7	5	
SAC (os)	200	88	3	15	94	SAC (os)	-	-	1	-	
USAFE	919	297	242	188	192	USAFE	15	11	11	3	
USAFSS (os)	88	c/	10	45	33	USAFSS (os)	c/	1	1	-	
AIR FORCE PRISONERS - TRIED AND IN CONFINEMENT, EOQ e/						AIR FORCE PRISONERS - CASUALS IN CONFINEMENT, EOQ e/					
<u>WW - TOTAL</u>		<u>792</u>	<u>800</u>	<u>816</u>	<u>752</u>	<u>WW - TOTAL</u>	<u>40</u>	<u>54</u>	<u>29</u>	<u>28</u>	
U S - TOTAL		704	715	745	681	U S - TOTAL	39	45	29	28	
OTHER - TOTAL		88	85	71	71	OTHER - TOTAL	1	9	-	-	
ACIC		-	-	-	-	ACIC		-	-	-	
ADC		51	61	50	57	ADC		3	3	1	
AFAPC		-	-	-	-	AFAPC		-	-	-	
AFLC		7	11	9	11	AFLC		2	4	2	
AFSC		7	15	12	6	AFSC		9	7	2	
ATC		113	144	118	116	ATC		3	11	12	
3320th		171	178	192	211	3320th		-	-	-	
AU		13	9	10	7	AU		-	-	-	
AAC		2	-	-	-	AAC		-	-	-	
ConAC		-	-	-	-	ConAC		-	-	-	
Hq CMD		-	-	-	-	Hq CMD		-	-	-	
MATS		29	39	40	26	MATS		2	2	1	
OAR		-	-	-	-	OAR		-	-	-	
SAC		260	196	221	169	SAC		13	11	9	
TAC		51	58	88	77	TAC		7	7	4	
USAF b/		-	-	-	-	USAF b/		-	-	-	
USAFSS		c/	4	5	1	USAFSS		c/	-	-	
ADC (os)		-	-	-	-	ADC (os)		-	-	-	
USAFSO		-	-	-	-	USAFSO		-	-	-	
MATS (os)		1	5	2	3	MATS (os)		-	-	-	
PACAF		32	25	28	28	PACAF		-	-	-	
SAC (os)		2	-	1	4	SAC (os)		-	-	-	
USAFE		53	49	38	34	USAFE		1	1	-	
USAFSS (os)		c/	6	2	2	USAFSS (os)		c/	8	-	

TABLE 178 - SECURITY AND LAW ENFORCEMENT ACTIVITIES, WORLD-WIDE, BY QUARTER - FY 1964
(CONTINUED)

LOCATION AND COMMAND	TOTAL	1ST QTR	2ND QTR	3RD QTR	4TH QTR	LOCATION AND COMMAND	TOTAL	1ST QTR	2ND QTR	3RD QTR	4TH QTR
AIR FORCE PRISONERS - IN OTHER SERVICE CONFINEMENT FACILITIES, EOQ e/						OTHER SERVICE - CASUALS IN AIR FORCE CONFINEMENT FACILITIES, EOQ e/					
<u>WW - TOTAL</u>		<u>106</u>	<u>98</u>	<u>145</u>	<u>115</u>	<u>WW - TOTAL</u>		<u>104</u>	<u>88</u>	<u>77</u>	<u>92</u>
U S - TOTAL		79	76	118	91	U S - TOTAL		97	85	77	92
OTHER - TOTAL		27	22	27	24	OTHER - TOTAL		7	3	-	-
ACIC		-	-	-	-	ACIC		-	-	-	-
ADC		4	4	7	3	ADC		1	1	4	5
AFAFC		-	-	-	-	AFAFC		-	-	-	-
AFLC		5	-	4	1	AFLC		14	3	3	15
AFSC		-	-	1	8	AFSC		2	1	-	2
ATC		-	3	5	1	ATC		9	19	16	20
3320th		-	-	-	-	3320th		-	-	-	-
AU		-	-	-	-	AU		-	1	-	1
AAC		8	7	1	5	AAC		-	-	-	-
ConAC		-	-	-	-	ConAC		-	-	-	-
Hq CMD		3	4	5	-	Hq CMD		-	-	-	-
MATS		26	35	67	45	MATS		4	-	-	-
OAR		-	-	-	-	OAR		-	-	-	-
SAC		20	13	14	19	SAC		32	31	22	22
TAC		13	10	14	9	TAC		35	26	24	23
USAF A b/		e/	-	-	-	USAF A b/		e/	3	8	4
USAFSS		e/	-	-	-	USAFSS		e/	-	-	-
ADC (os)		-	-	-	-	ADC (os)		-	-	-	-
USAFSO		-	2	2	1	USAFSO		-	-	-	-
MATS (os)		-	-	-	-	MATS (os)		-	-	-	-
PACAF		13	19	17	19	PACAF		-	-	-	-
SAC (os)		2	-	5	-	SAC (os)		2	-	-	-
USAFE		12	1	3	4	USAFE		5	3	-	-
USAFSS (os)		e/	-	-	-	USAFSS (os)		e/	-	-	-
AIR FORCE PRISONERS - TOTAL IN CONFINEMENT - EOQ e/ f/						OTHER SERVICE PRISONERS IN AIR FORCE CONFINEMENT FACILITIES, EOQ e/					
<u>WW - TOTAL</u>		<u>1,069</u>	<u>1,116</u>	<u>1,123</u>	<u>990</u>	<u>WW - TOTAL</u>		<u>58</u>	<u>48</u>	<u>50</u>	<u>36</u>
U S - TOTAL		931	980	1,005	887	U S - TOTAL		39	30	20	23
OTHER - TOTAL		138	136	118	103	OTHER - TOTAL		19	18	30	13
ACIC		-	-	-	-	ACIC		-	-	-	-
ADC		72	76	67	74	ADC		4	-	-	2
AFAFC		-	-	-	-	AFAFC		-	-	-	-
AFLC		20	19	15	16	AFLC		1	5	-	1
AFSC		21	32	22	30	AFSC		-	-	1	-
ATC		145	207	173	137	ATC		17	11	11	11
3320th		171	178	192	211	3320th		-	-	-	-
AU		14	9	10	7	AU		-	-	-	-
AAC		12	9	2	5	AAC		-	-	-	-
ConAC		-	-	-	-	ConAC		-	-	-	-
Hq CMD		3	4	5	-	Hq CMD		-	-	-	-
MATS		65	77	113	76	MATS		-	-	-	2
OAR		-	-	-	-	OAR		-	-	-	-
SAC		328	265	272	215	SAC		15	6	6	7
TAC		80	100	129	115	TAC		2	8	2	-
USAF A b/		-	-	-	-	USAF A b/		-	-	-	-
USAFSS		e/	4	5	1	USAFSS		e/	-	-	-
ADC (os)		-	-	-	-	ADC (os)		-	-	-	-
USAFSO		-	2	2	1	USAFSO		-	-	-	-
MATS (os)		1	5	2	3	MATS (os)		-	-	-	-
PACAF		52	52	52	52	PACAF		3	2	8	3
SAC (os)		4	-	7	4	SAC (os)		-	-	-	2
USAFE		81	62	52	41	USAFE		16	14	22	10
USAFSS (os)		e/	15	3	2	USAFSS (os)		e/	2	-	-

TABLE 178 - SECURITY AND LAW ENFORCEMENT ACTIVITIES, WORLD-WIDE, BY QUARTER - FY 1964
(CONTINUED)

LOCATION AND COMMAND	TOTAL	1ST QTR	2ND QTR	3RD QTR	4TH QTR	LOCATION AND COMMAND	TOTAL	1ST QTR	2ND QTR	3RD QTR	4TH QTR
MAXIMUM CUSTODY PRISONERS - IN AIR FORCE CONFINEMENT FACILITIES, EOQ e/						MINIMUM CUSTODY PRISONERS - IN AIR FORCE CONFINEMENT FACILITIES, EOQ e/					
<u>WW - TOTAL</u>		55	92	80	49	<u>WW - TOTAL</u>		486	449	476	465
U S - TOTAL		45	79	73	44	U S - TOTAL		438	411	433	422
OTHER - TOTAL		10	13	7	5	OTHER - TOTAL		48	38	43	43
ACIC		-	-	-	-	ACIC		-	-	-	-
ADC		3	8	18	4	ADC		30	30	17	33
AF AFC		-	-	-	-	AF AFC		-	-	-	-
AFLC		-	7	-	1	AFLC		2	2	2	10
AFSC		4	-	-	-	AFSC		2	3	7	3
ATC		13	22	26	18	ATC		43	55	42	42
3320th		-	-	-	-	3320th		171	178	192	211
AU		-	1	-	1	AU		6	6	4	1
AAC		2	-	-	-	AAC		2	2	-	-
ComAC		-	-	-	-	ComAC		-	-	-	-
Hq CMD		-	-	-	-	Hq CMD		-	-	-	-
MATS		1	-	-	-	MATS		18	17	20	13
OAR		-	-	-	-	OAR		-	-	-	-
SAC		20	32	15	10	SAC		139	81	103	80
TAC		2	7	6	7	TAC		25	35	43	29
USAFA b/.		-	-	-	-	USAFA b/.		-	-	-	-
USAFSS		c/	2	8	3	USAFSS		c/	2	3	-
ADC (os)		-	-	-	-	ADC (os)		-	-	-	-
USAFSO		-	-	-	-	USAFSO		-	-	-	-
MATS (os)		-	-	-	-	MATS (os)		1	3	2	2
PACAF		2	-	2	1	PACAF		20	12	13	13
SAC (os)		-	-	-	-	SAC (os)		2	-	1	3
USAFE		8	12	5	4	USAFE		25	17	27	25
USAFSS (os)		c/	1	-	-	USAFSS (os)		c/	6	-	-
MEDIUM CUSTODY PRISONERS - IN AIR FORCE CONFINEMENT FACILITIES, EOQ e/						ALL PRISONERS - IN AIR FORCE CONFINEMENT FACILITIES, EOQ e/					
<u>WW - TOTAL</u>		584	613	549	489	<u>WW - TOTAL</u>		1,125	1,154	1,105	1,003
U S - TOTAL		505	529	478	445	U S - TOTAL		988	1,019	984	911
OTHER - TOTAL		79	84	71	44	OTHER - TOTAL		137	135	121	92
ACIC		-	-	-	-	ACIC		-	-	-	-
ADC		40	35	29	41	ADC		73	73	64	78
AF AFC		-	-	-	-	AF AFC		-	-	-	-
AFLC		28	18	12	20	AFLC		30	27	14	31
AFSC		17	30	15	21	AFSC		23	33	22	24
ATC		115	157	127	107	ATC		171	234	195	167
3320th		-	-	-	-	3320th		171	178	192	211
AU		8	3	6	6	AU		14	10	10	8
AAC		-	-	1	-	AAC		4	2	1	-
ComAC		-	-	-	-	ComAC		-	-	-	-
Hq CMD		-	-	-	-	Hq CMD		-	-	-	-
MATS		24	25	26	20	MATS		43	42	46	33
OAR		-	-	-	-	OAR		-	-	-	-
SAC		196	176	168	135	SAC		355	289	286	225
TAC		77	82	92	93	TAC		104	124	141	129
USAFA b/.		-	-	-	-	USAFA b/.		-	-	-	-

TABLE 178 - SECURITY AND LAW ENFORCEMENT ACTIVITIES, WORLD-WIDE, BY QUARTER - FY 1964
(CONTINUED)

LOCATION AND COMMAND	TOTAL	1ST QTR	2ND QTR	3RD QTR	4TH QTR	LOCATION AND COMMAND	TOTAL	1ST QTR	2ND QTR	3RD QTR	4TH QTR
	MEDIUM CUSTODY PRISONERS - IN AIR FORCE CONFINEMENT FACILITIES, EOQ e/ (Cont)						ALL PRISONERS - IN AIR FORCE CONFINEMENT FACILITIES, EOQ e/ (Cont)				
USAFSS		c/	3	2	2	USAFSS		c/	7	13	5
ADC (os)		-	-	-	-	ADC (os)		-	-	-	-
USAFSO		-	-	-	-	USAFSO		-	-	-	-
MATS (os)		-	2	-	1	MATS (os)		1	5	2	3
PACAF		20	23	28	22	PACAF		42	35	43	36
SAC (os)		2	-	1	1	SAC (os)		4	-	2	4
USAFE		57	49	39	18	USAFE		90	78	71	47
USAFSS (os) . .		c/	10	3	2	USAFSS (os) . .		c/	17	3	2

a/ The source of these data are reports forwarded to Headquarters United States Air Force according to AFR 205-1. The total for United States includes those violations which occurred at Hq USAF and other areas not listed. Violations in oversea areas of United States commands not given in Other Area listing are indicated as part of the United States totals for the commands.

b/ Excludes Cadets.

c/ Firm figures not available.

d/ Moving Traffic Violations NOT included.

e/ EOQ - End of Quarter.

f/ Excludes prisoners confined in United States Disciplinary Barracks or Federal Penal Institutions.

SOURCE: Enforcement-Correction Division, Directorate of Security and Law Enforcement, TIG, Headquarters, USAF

TABLE 179 - USAF MILITARY PERSONNEL ABSENT WITHOUT LEAVE AND MAN-DAYS LOST, WORLD-WIDE, BY QUARTER - FY 1962 THROUGH FY 1964

FISCAL YEAR BY QUARTER	ABSENT WITHOUT LEAVE			AWOL MAN-DAYS LOST		
	USAF World-wide	United States	Other Areas	USAF World-wide	United States	Other Areas
<u>FY 1962</u>						
First Quarter	1.8	2.2	.5	17.1	20.6	3.6
Second Quarter	1.4	1.7	.4	14.1	17.1	3.2
Third Quarter	1.4	1.7	.4	13.3	15.9	3.9
Fourth Quarter	1.3	1.5	.6	11.9	14.1	4.0
<u>FY 1963</u>						
First Quarter	1.4	1.6	.6	13.9	16.6	3.9
Second Quarter	1.2	1.3	.6	11.7	13.8	3.9
Third Quarter	1.2	1.3	.5	11.4	13.4	3.7
Fourth Quarter	1.2	1.4	.4	12.4	14.8	3.6
<u>FY 1964</u>						
First Quarter	1.5	1.7	.5	16.0	18.9	4.2
Second Quarter	1.2	1.3	.3	12.1	14.4	2.7
Third Quarter	1.0	1.2	.4	10.8	12.6	3.6
Fourth Quarter	1.1	1.2	.3	11.9	14.3	2.4

SOURCE: Enforcement-Correction Division, Directorate of Security and Law Enforcement, TIG, Headquarters, USAF

SECURITY AND DISCIPLINE (CONTINUED)

OFFICE OF SPECIAL INVESTIGATIONS (OSI)



DEFINITIONS

CASE TYPE - The numerical designation and descriptive character assigned to each investigation which indicates the principal nature or the purpose of the investigation.

COUNTERINTELLIGENCE INVESTIGATIONS - Investigations conducted to determine facts related to security control measures designed to insure the safeguarding of information, personnel, equipment, and installations against the sabotage, espionage, or subversive activities of foreign powers and of disaffected or dissident groups or individuals which may constitute a threat to the internal security of the Air Force.

GENERAL INVESTIGATIONS - Investigations conducted to determine facts and circumstances pertaining to alleged major violations of the Articles of the Uniform Code of Military Justice, Federal Statutes, and/or other applicable directives, by USAF personnel, excluding incidents of a counterintelligence or procurement nature.

PROCUREMENT INVESTIGATIONS - Investigations conducted to determine facts surrounding incidents of alleged breaches of the public trust and violations of law in connection with Air Force procurement, disposal, nonappropriated funds, and pay and allowance matters.

PERSONNEL INVESTIGATIONS - Investigations conducted to determine facts upon which the requesting commander can decide whether to grant or to deny to the subjects of the investigations access to restricted areas and/or classified defense information. The loyalty and security program within the executive departments established the requirement for such investigations, and they are governed by law, Department of Defense (DOD) directives, and Air Force policies.

OFFICE OF ORIGIN INVESTIGATIONS - (Short terminology - "Origin") - Investigations of any nature conducted by the Directorate of Special Investigations or a District Office in which, in accordance with OSI policy, that office assumes the control of the entire investigation.

AUXILIARY OFFICE INVESTIGATIONS - (Short terminology - "Auxiliary") - Investigations of any nature conducted by the Directorate of Special Investigations or a District Office in which, in accordance with OSI policy, that office acts as an assistant to the controlling office (the office of origin) within its territorial investigative jurisdiction.

INVESTIGATIONS OPENED - Investigations initiated by offices of origin or auxiliary offices pursuant to requests from appropriate commanders for the Chief of Staff, USAF.

INVESTIGATIONS CLOSED - Investigations terminated by offices of origin and auxiliary offices after all relevant facts have been determined and impartially reported to the requesting commander through proper OSI channels.

INVESTIGATIONS PENDING - Investigations opened by offices of origin or auxiliary offices on which, as of the date such investigations are inventoried, there remains further investigative work and reporting to be done before they may be considered investigations closed.

SECURITY AND DISCIPLINE (CONTINUED);

OFFICE OF SPECIAL INVESTIGATIONS (CONTINUED).

**THE INSPECTOR GENERAL, USAF
OFFICE OF SPECIAL INVESTIGATIONS
DISTRICT MAP**

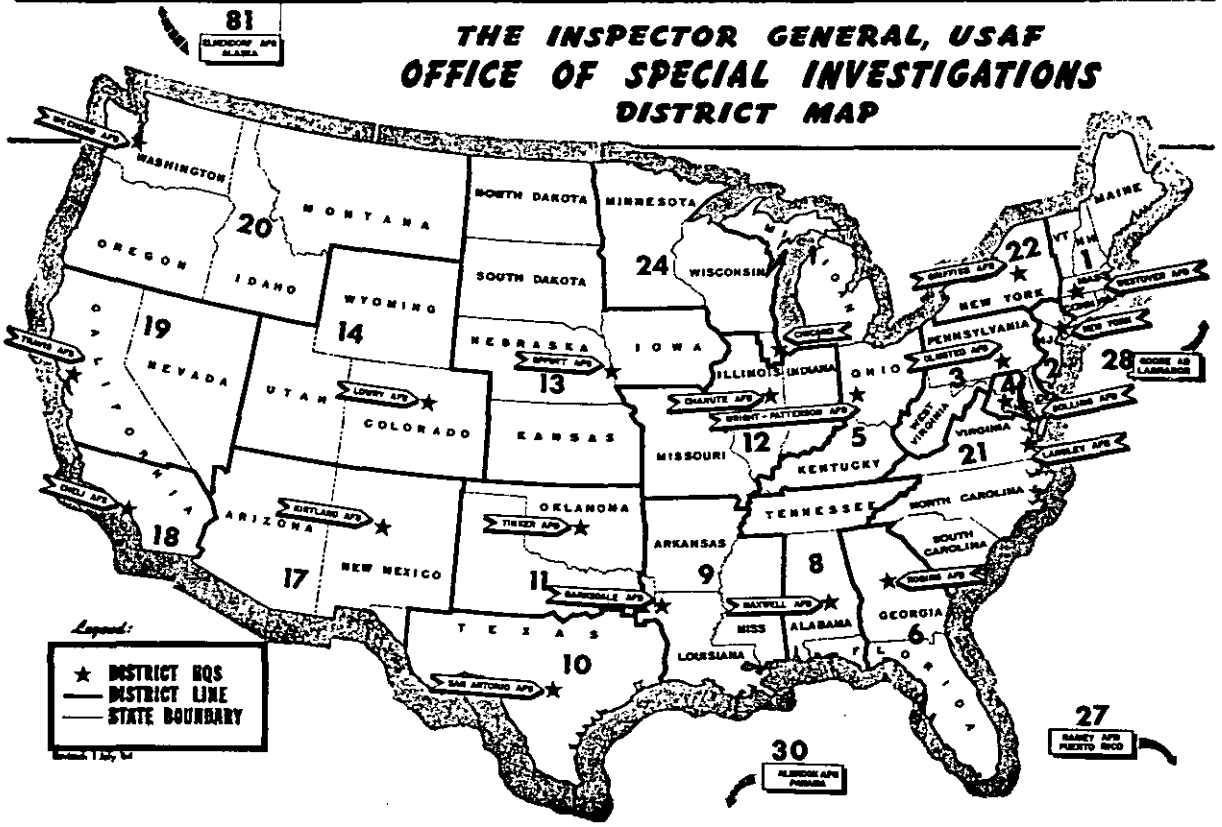


TABLE 180 - SPECIAL INVESTIGATIONS CONDUCTED BY THE OFFICE

CASE TYPE AND DESCRIPTION	ORIGIN							
	Opened				Closed			
	World-Wide	Continental US	Pacific Air Force	US Air Forces in Europe	World-Wide	Continental US	Pacific Air Force	US Air Forces in Europe
<u>TOTAL</u>	<u>371,758</u>	<u>314,892</u>	<u>38,656</u>	<u>18,210</u>	<u>383,423</u>	<u>323,750</u>	<u>40,716</u>	<u>18,957</u>
<u>PERSONNEL INVESTIGATION - TOTAL</u>	<u>345,115</u>	<u>299,276</u>	<u>32,327</u>	<u>13,512</u>	<u>357,214</u>	<u>308,559</u>	<u>34,422</u>	<u>14,233</u>
PERSONNEL BACKGROUND INVESTIGATION - (FBI) - TOTAL	87,519	74,361	7,402	5,756	96,809	82,093	8,400	6,316
THEATER AGENCY CHECK - (TAC) - TOTAL	32,681	-	24,925	7,756	33,939	-	26,022	7,917
NATIONAL AGENCY CHECK - (NAC) - TOTAL	224,915	224,915	-	-	226,466	226,466	-	-
36 Personnel Investigations - Special	2,168	2,168	-	-	2,368	2,368	-	-
38 Integrated Reg USAF Officers . . .	124	124	-	-	161	161	-	-
39 Communications Personnel	14,108	13,471	366	271	16,225	15,626	337	262
40 USAF Civilian Employees	3,556	3,263	203	90	4,224	3,915	205	104
41 USAF Military Personnel	36,089	30,540	2,692	2,857	41,332	34,666	3,346	3,320
42 Facilities Employees	285	285	-	-	331	331	-	-
43 Contractor Employees	11,303	11,275	24	4	12,103	12,071	28	4
44 Aliens - Civilian	1,829	948	362	519	2,340	1,155	599	586
45 USAF Academy Cadets	433	433	-	-	224	224	-	-
46 OSI Personnel	1,303	1,303	-	-	1,324	1,323	1	-
51 Air National Guard	909	864	45	-	776	750	26	-
52 Air Force Inactive Reserve	466	460	-	6	503	492	-	11
53 Reciprocal Investigations	2,448	174	1,569	705	2,146	166	1,282	698
54 National Security Agency Matters	1,827	1,826	-	1	1,629	1,627	-	2
67 Employees Paid From Nonappropriated Funds	20	14	1	5	22	16	2	4
68 Special Requests	5,730	3,397	1,708	625	6,197	3,454	2,129	614
70 Aliens - Military	1,608	1,580	10	18	1,723	1,687	13	23
74 DOD Investigations, General	131	87	28	16	109	65	34	10
75 DOD Investigations, USAF Military	80	80	-	-	82	82	-	-
76 DOD Investigations, Special	1,148	1,148	-	-	1,045	1,045	-	-
144 Premarital Investigations	918	27	255	636	958	26	259	673
149 Name Traces	113	-	110	3	115	-	110	5
244 Alien Employee Investigations	923	894	29	-	872	843	22	-
<u>GENERAL INVESTIGATION - TOTAL</u>	<u>11,105</u>	<u>7,825</u>	<u>1,496</u>	<u>1,784</u>	<u>11,122</u>	<u>7,897</u>	<u>1,497</u>	<u>1,728</u>
6 Homicide	314	218	39	57	324	224	42	58
7 Sex Offenses	2,505	1,958	189	358	2,526	1,981	189	356
8 Assault	484	352	59	63	493	369	60	64
9 Impersonation	106	94	7	5	113	101	7	5
10 Fraudulent Enlistment	46	45	-	1	38	37	-	1
12 Forgery	381	309	32	40	379	312	29	38
13 Larceny	909	780	83	46	912	788	81	43
14 Theft of Government Property . . .	1,728	1,386	200	142	1,741	1,401	201	139
15 Robbery	109	86	17	6	104	84	16	4
16 Housebreaking	773	503	187	83	740	479	184	77
17 Narcotics Violations	405	144	16	245	403	142	16	245
18 Customs Violations	94	41	27	26	85	38	25	22
19 Blackmarket Activities	436	20	212	204	417	23	213	181
20 Property Destruction	200	171	12	17	201	171	13	17
21 Discrimination	10	8	-	2	11	9	-	2
22 Intimidation	12	11	-	1	12	11	-	1
23 Perjury	74	55	6	13	82	63	7	12
24 Special Inquiry	188	118	38	32	187	120	38	29
25 Improper Use or Diversion of Government Property or Employees	58	47	6	5	66	55	5	6
26 Misconduct	912	694	152	66	927	714	151	62
47 Postal Violations	451	321	64	66	442	321	59	62
50 Counterfeiting	93	21	23	49	96	23	28	45
53 Reciprocal Investigations	286	128	57	101	287	126	62	99
62 Bad Checks	179	154	9	16	179	153	10	16
72 Lie Detector Examinations	323	140	60	123	325	141	60	124
74 DOD Investigations, General	29	11	1	17	32	11	1	20

OF SPECIAL INVESTIGATIONS (OSI), WORLD-WIDE - FY 1964

AUXILIARY								CASE TYPE AND DESCRIPTION
Opened				Closed				
World-Wide	Conti- nental US	Pacific Air Forces	US Air Forces in Europe	World- Wide	Conti- nental US	Pacific Air Forces	US Air Forces In Europe	
<u>217,956</u>	<u>211,681</u>	<u>2,410</u>	<u>3,865</u>	<u>227,446</u>	<u>220,683</u>	<u>2,723</u>	<u>4,040</u>	<u>TOTAL</u>
<u>183,584</u>	<u>179,309</u>	<u>1,591</u>	<u>2,684</u>	<u>192,640</u>	<u>188,004</u>	<u>1,898</u>	<u>2,738</u>	<u>PERSONNEL INVESTIGATION - TOTAL</u>
148,835	144,894	1,536	2,405	157,803	153,493	1,849	2,461	<u>PERSONNEL BACKGROUND INVESTIGATION -</u>
334	-	55	279	326	-	49	277	<u>(PBI) - TOTAL</u>
34,415	34,415	-	-	34,511	34,511	-	-	<u>THEATER AGENCY CHECK - (TAC) - TOTAL</u>
5,069	4,643	44	382	5,346	4,913	46	387	<u>NATIONAL AGENCY CHECK - (NAC) - TOTAL</u>
349	349	2	2	353	349	2	2	36 Personnel Investigation - Special
29,035	28,564	250	221	31,412	30,940	252	220	38 Integrated Reg USAF Officers
5,052	5,948	61	53	6,500	6,381	61	58	39 Communications Personnel
66,423	65,761	400	262	70,508	69,837	404	267	40 USAF Civilian Employees
585	575	1	9	624	614	-	10	41 USAF Military Personnel
21,417	21,204	84	129	22,595	22,381	86	128	42 Facilities Employees
1,931	1,360	101	470	2,477	1,545	412	520	43 Contractor Employees
659	638	5	16	526	510	4	12	44 Aliens - Civilians
6,583	6,111	215	257	6,647	6,159	221	267	45 USAF Academy Cadets
1,519	1,516	1	2	1,479	1,475	2	2	46 OSI Personnel
1,220	1,205	2	13	1,269	1,252	2	15	51 Air National Guard
319	68	111	140	299	59	103	137	52 Air Force Inactive Reserve
3,010	2,723	97	190	2,938	2,675	93	170	53 Reciprocal Investigations
25	18	-	7	27	21	-	6	54 National Security Agency Matters
937	866	64	7	966	893	64	9	67 Employees Paid From Nonappro-
1,429	1,248	22	159	1,494	1,313	23	158	<u>propriated Funds</u>
155	125	30	-	148	118	30	-	68 Special Requests
180	179	1	-	184	183	1	-	70 Aliens - Military
1,871	1,754	37	80	1,975	1,853	35	87	74 DOD Investigations, General
13	1	8	4	14	2	8	4	75 DOD Investigations, USAF Military
-	-	-	-	-	-	-	-	76 DOD Investigations, Special
44	42	-	2	22	20	-	2	144 Premarital Investigations
4,394	3,594	353	437	4,421	3,629	348	444	149 Name Traces
113	95	5	13	124	104	5	15	244 Alien Employee Investigations
1,476	1,278	109	89	1,486	1,288	107	91	<u>GENERAL INVESTIGATION - TOTAL</u>
56	48	5	3	57	50	5	2	6 Homicide
31	28	2	1	29	26	2	1	7 Sex Offenses
61	60	-	1	64	63	-	1	8 Assault
153	124	18	11	149	120	19	10	9 Impersonation
230	182	29	19	243	194	28	21	10 Fraudulent Enlistment
398	329	43	26	404	335	44	25	12 Forgery
37	30	3	4	35	29	3	3	13 Larceny
69	59	6	4	66	57	5	4	14 Theft of Government Property
289	169	3	117	289	168	3	118	15 Robbery
124	90	16	18	112	85	13	14	16 Housebreaking
158	105	30	23	155	101	30	24	17 Narcotics Violations
35	28	5	2	34	27	5	2	18 Customs Violations
1	-	-	-	-	-	-	-	19 Blackmarket Activities
59	50	5	4	59	50	5	4	20 Property Destruction
229	190	26	13	233	191	27	15	21 Discrimination
28	22	2	4	30	23	3	4	22 Intimidation
311	279	12	20	325	295	10	20	23 Perjury
293	249	21	23	283	236	22	25	24 Special Inquiry
11	7	-	4	8	5	-	3	25 Improper Use or Diversion of
109	79	12	18	112	83	11	18	<u>Government Property or Employees</u>
95	81	-	14	104	87	-	17	26 Misconduct
1	1	-	-	1	1	-	-	47 Postal Violations
17	11	-	6	18	11	-	7	50 Counterfeiting
								53 Reciprocal Investigations
								62 Bad Checks
								72 Lie Detector Examinations
								74 DOD Investigations, General

TABLE 180 - SPECIAL INVESTIGATIONS CONDUCTED BY THE OFFICE

CASE TYPE AND DESCRIPTION	ORIGIN							
	Opened				Closed			
	World-Wide	Continental US	Pacific Air Force	US Air Forces in Europe	World-Wide	Continental US	Pacific Air Force	US Air Forces in Europe
COUNTERINTELLIGENCE INVESTIGATION - TOTAL	13,183	5,663	4,746	2,774	12,575	5,009	4,720	2,846
24 Special Inquiry	271	162	16	93	256	150	15	91
27 Espionage	123	58	16	49	168	64	17	87
28 Sabotage	55	44	8	3	53	43	8	2
30 Sedition	2	1	1	-	2	1	1	-
31 Disaffection	39	31	1	7	38	30	1	7
32 Subversive Activities	144	135	5	4	150	138	5	7
33 Communist Matters	1,966	1,793	65	108	2,111	1,916	66	129
34 Security Violations Investigations	188	147	12	29	194	149	12	33
49 Positive Intelligence	23	-	22	1	23	-	22	1
53 Reciprocal Investigations	119	8	19	92	123	8	19	96
56 CI Collections Matters	7,242	814	4,250	2,178	7,242	814	4,250	2,178
64 Technical Security Surveys	664	415	185	64	639	415	160	64
65 Special Security Services	141	50	43	48	135	51	42	42
66 CI Publications	25	-	25	-	25	-	25	-
69 Refugees and Defectors	4	4	-	-	6	6	-	-
70(33) Aliens - Military	108	102	-	6	123	115	-	8
71 AF Military Personnel Special Category	518	500	6	12	478	462	5	11
73 CI Coverage - SAC	1,388	1,388	-	-	637	637	-	-
74 DOD Investigations, General	8	7	-	1	10	8	-	2
127 Counterespionage	86	8	16	62	88	8	16	64
146 Associated Personnel	69	-	56	13	74	-	56	18
PROCUREMENT INVESTIGATION - TOTAL	2,355	2,128	87	140	2,512	2,285	77	150
5 Bribery	17	11	3	3	20	13	2	5
24 Special Inquiry	24	17	4	3	22	17	3	2
53 Reciprocal Investigations	12	4	1	7	12	5	1	6
58 Procurement Matters	377	329	27	21	423	363	30	30
59 Disposal Matters	40	30	7	3	41	32	7	2
60 Nonappropriated Fund Matters	186	95	23	68	172	94	20	58
61 Pay and Allowance Matters	1,691	1,634	22	35	1,815	1,754	14	47
74 DOD Investigations, General	8	8	-	-	7	7	-	-

Source: Directorate of Special Investigations, The Inspector General, Headquarters, USAF

OF SPECIAL INVESTIGATIONS (OSI), WORLD-WIDE - FY 1964 (CONTINUED)

AUXILIARY								CASE TYPE AND DESCRIPTION
Opened				Closed				
World-Wide	Conti- nental US	Pacific Air Forces	US Air Forces in Europe	World-Wide	Conti- nental US	Pacific Air Forces	US Air Forces in Europe	
<u>27,309</u>	<u>26,222</u>	<u>416</u>	<u>671</u>	<u>27,662</u>	<u>26,461</u>	<u>425</u>	<u>776</u>	<u>COUNTERINTELLIGENCE INVESTIGATION-TOTAL</u>
286	231	7	48	271	222	7	42	24 Special Inquiry
198	143	7	48	214	147	7	60	27 Espionage
45	38	5	2	46	40	5	1	28 Sabotage
1	1	-	-	-	-	-	-	30 Sedition
97	90	2	5	91	85	2	4	31 Disaffection
333	321	6	6	333	322	6	5	32 Subversive Activities
4,639	4,310	85	244	4,973	4,555	95	323	33 Communist Matters
194	161	10	23	195	158	10	27	34 Security Violations Inves
-	-	-	-	-	-	-	-	49 Positive Intelligence
57	36	3	18	52	34	3	15	53 Reciprocal Investigations
2	2	-	-	2	2	-	-	56 CI Collections Matters
165	137	11	17	159	133	11	15	64 Technical Security Surveys
8	3	5	-	8	3	5	-	65 Special Security Services
-	-	-	-	-	-	-	-	66 CI Publications/
1	-	-	1	4	-	-	4	69 Refugees and Defectors
244	202	2	40	259	216	2	41	70(33) Aliens - Military
1,332	1,171	14	147	1,354	1,169	13	172	71 AF Military Personnel Special Category
19,616	19,308	256	52	19,616	19,308	256	52	73 CI Coverage - SAC
15	13	-	2	15	13	-	2	74 DOD Investigations, General
67	49	1	17	61	48	1	12	127 Counterespionage
9	6	2	1	9	6	2	1	146 Associated Personnel
<u>2,679</u>	<u>2,556</u>	<u>50</u>	<u>73</u>	<u>2,723</u>	<u>2,589</u>	<u>52</u>	<u>82</u>	<u>PROCUREMENT INVESTIGATION - TOTAL</u>
11	9	1	1	11	9	1	1	5 Bribery
47	45	-	2	47	45	-	2	24 Special Inquiry
5	2	-	3	7	3	-	4	53 Reciprocal Investigations
358	330	16	12	359	326	17	16	58 Procurement Matters
24	20	1	3	26	21	1	4	59 Disposal Matters
197	148	18	31	192	141	18	33	60 Nonappropriated Fund Matters
2,027	1,995	13	19	2,071	2,037	14	20	61 Pay and Allowance Matters
10	7	1	2	10	7	1	2	74 DOD Investigations, General

JUDGE ADVOCATE GENERAL



INTRODUCTION

Judge Advocate General statistics are a collection of selected data on Trials by Courts-Martial. The Statistics reported are derived from AF Form 214 "Court-Martial and Article 15 Activities Report".

DEFINITIONS

Table 181 reflects number of USAF military personnel and those persons subject to court-martial Jurisdiction, pursuant to Uniform Code of Military Justice, Article 2-(11), tried by each type of court and the number of military persons receiving non-judicial punishment under Article 15. It is a revision of Table 192, FY 1963 publication, which showed number of offenses tried.

Table 182 is a revision of Table 193, FY 1963 publication. Rates are based on number of persons tried rather than number of offenses tried.

Court-Martial statistics submitted by the 6486th Air Base Wing located at Hickam AFB, Hawaii, are included in PACAF data.

1090th SPECIAL REPORTING WING (1090th Rep Gr) - This is a joint command exercising reciprocal court-martial jurisdiction for Army, Navy, and Air Force Personnel

TABLE 181 - RATES FOR USAF PERSONNEL TRIED BY COURTS-MARTIAL AND NON-JUDICIAL

(BCD- Bad Con

PERSONS TRIED BY COURTS-MARTIAL AND ARTICLE 15 ACTIONS	WORLD WIDE TOTAL	CONTINENTAL								
		TOTAL	USAF a/	ADC	AFLC	AFSC	ATC	AU	HQ CMD	MATS
<u>PERSONS TRIED - TOTAL</u>	<u>7,693</u>	<u>6,147</u>	-	<u>828</u>	<u>218</u>	<u>179</u>	<u>1,118</u>	<u>27</u>	<u>49</u>	<u>546</u>
<u>General Court-Martial - Total . . .</u>	<u>445</u>	<u>309</u>	-	<u>35</u>	<u>12</u>	<u>7</u>	<u>57</u>	<u>1</u>	<u>4</u>	<u>17</u>
First Quarter	106	69	-	8	-	2	17	-	1	1
Second Quarter	104	66	-	4	6	1	10	-	1	3
Third Quarter	130	92	-	14	3	2	17	1	-	6
Fourth Quarter	105	82	-	9	3	2	13	-	2	7
<u>Special(BCD) Court-Martial - Total</u>	<u>507</u>	<u>441</u>	-	<u>54</u>	<u>11</u>	<u>6</u>	<u>93</u>	<u>5</u>	<u>10</u>	<u>40</u>
First Quarter	120	105	-	11	3	3	21	4	3	7
Second Quarter	131	110	-	20	3	2	24	-	2	14
Third Quarter	135	119	-	12	2	-	31	1	1	10
Fourth Quarter	121	107	-	11	3	1	17	-	4	9
<u>Special(Non-BCD) Court-Martial - Total</u>	<u>2,273</u>	<u>1,832</u>	-	<u>214</u>	<u>52</u>	<u>61</u>	<u>320</u>	<u>7</u>	<u>12</u>	<u>160</u>
First Quarter	580	469	-	51	12	9	94	2	2	36
Second Quarter	548	446	-	61	9	18	79	5	4	41
Third Quarter	563	453	-	48	16	16	70	-	2	46
Fourth Quarter	582	464	-	54	15	18	77	-	4	37
<u>Summary Court-Martial - Total . . .</u>	<u>4,468</u>	<u>3,565</u>	-	<u>525</u>	<u>143</u>	<u>105</u>	<u>648</u>	<u>14</u>	<u>23</u>	<u>329</u>
First Quarter	1,414	1,118	-	144	46	39	208	1	12	89
Second Quarter	1,173	954	-	161	34	32	157	2	5	75
Third Quarter	1,086	885	-	128	34	15	159	8	4	99
Fourth Quarter	795	608	-	92	29	19	124	3	2	66
<u>Article 15 Actions - Total</u>	<u>31,019</u>	<u>23,030</u>	<u>10</u>	<u>2,847</u>	<u>922</u>	<u>639</u>	<u>5,256</u>	<u>215</u>	<u>394</u>	<u>2,059</u>
First Quarter	7,896	5,778	2	788	250	172	1,325	59	129	465
Second Quarter	7,371	5,413	3	655	236	128	1,188	50	99	542
Third Quarter	8,085	6,044	2	668	231	150	1,449	42	76	526
Fourth Quarter	7,667	5,795	3	736	205	189	1,294	64	90	526

a/ Includes cadets.

b/ Includes AFAFC, AFSC, and OAR

Source: Executive Office - Judge Advocate General, USAF

PUNISHMENT UNDER ARTICLE 15, BY COMMAND, WORLD-WIDE, BY QUARTER - FY 1964

duct Discharge)

US					OVERSEAS					PERSONS TRIED BY COURTS-MARTIAL AND ARTICLE 15 ACTIONS
MISC b/	SAC	TAC	USAFSS	1090th Rep Gp	TOTAL	AAC	USAFSO c/	PACAF	USAFE	
-	<u>2,570</u>	<u>557</u>	<u>41</u>	<u>14</u>	<u>1,546</u>	<u>108</u>	<u>11</u>	<u>622</u>	<u>805</u>	<u>PERSONS TRIED - TOTAL</u>
-	<u>129</u>	<u>43</u>	<u>1</u>	<u>3</u>	<u>136</u>	<u>12</u>	-	<u>60</u>	<u>64</u>	<u>General Court-Martial - Total</u>
-	33	6	-	1	37	3	-	16	18	First Quarter
-	31	8	-	2	38	3	-	16	19	Second Quarter
-	36	12	1	-	38	4	-	19	15	Third Quarter
-	29	17	-	-	23	2	-	9	12	Fourth Quarter
-	<u>191</u>	<u>30</u>	<u>1</u>	-	<u>66</u>	<u>4</u>	<u>2</u>	<u>29</u>	<u>31</u>	<u>Special(BCD) Court-Martial - Total</u>
-	47	6	-	-	15	1	-	4	10	First Quarter
-	37	8	-	-	21	2	1	10	8	Second Quarter
-	57	5	-	-	16	-	-	8	8	Third Quarter
-	50	11	1	-	14	1	1	7	5	Fourth Quarter
-	<u>792</u>	<u>205</u>	<u>7</u>	<u>2</u>	<u>441</u>	<u>35</u>	<u>2</u>	<u>193</u>	<u>211</u>	<u>Special(Non-BCD) Court-Martial - Total</u>
-	201	60	2	-	111	14	-	50	47	First Quarter
-	180	47	2	-	102	5	2	50	45	Second Quarter
-	207	45	1	2	110	7	-	42	61	Third Quarter
-	204	53	2	-	118	9	-	51	58	Fourth Quarter
-	<u>1,458</u>	<u>279</u>	<u>32</u>	<u>2</u>	<u>903</u>	<u>57</u>	<u>7</u>	<u>340</u>	<u>499</u>	<u>Summary Court-Martial - Total</u>
-	492	76	8	3	296	13	-	106	177	First Quarter
-	399	74	11	4	219	19	-	97	103	Second Quarter
-	361	66	9	2	201	8	7	63	123	Third Quarter
-	206	63	4	-	187	17	-	74	96	Fourth Quarter
<u>2</u>	<u>8,405</u>	<u>2,030</u>	<u>207</u>	<u>44</u>	<u>7,989</u>	<u>410</u>	<u>44</u>	<u>3,351</u>	<u>4,184</u>	<u>Article 15 Actions - Total</u>
2	2,023	514	38	11	2,118	105	7	968	1,038	First Quarter
-	1,989	454	60	9	1,958	101	8	810	1,039	Second Quarter
-	2,251	580	59	10	2,041	85	14	845	1,097	Third Quarter
-	2,142	482	50	14	1,872	119	15	728	1,010	Fourth Quarter

c/ Formerly Caribbean Air Command, redesignated USAF Southern Command, 8 July 1963.

TABLE 182 - RATES FOR USAF PERSONNEL TRIED BY COURTS - MARTIAL AND FOR NON - JUDICIAL PUNISHMENT UNDER ARTICLE 15, WORLD - WIDE, BY QUARTER - FY 1964

DATE	COURT-MARTIAL RATES FOR PERSONS TRIED - ALL COURTS			ARTICLE 15 RATES FOR PERSONS RECEIVING ARTICLE 15		
	WORLD-WIDE	CONTINENTAL US	OVERSEAS	WORLD-WIDE	CONTINENTAL US	OVERSEAS
<u>TOTAL</u>	<u>8.7</u>	<u>8.7</u>	<u>8.8</u>	<u>35.3</u>	<u>32.9</u>	<u>45.5</u>
First Quarter(1 Jul 1963 Through 30 Sep 1963)	2.5	2.5	2.6	9.0	8.3	12.2
Second Quarter(1 Oct 1963 Through 31 Dec 1963)	2.2	2.2	2.2	8.3	7.6	11.1
Third Quarter(1 Jan 1964 Through 31 Mar 1964)	2.2	2.2	2.1	9.2	8.6	11.6
Fourth Quarter(1 Apr 1964 Through 30 Jun 1964)	1.8	1.8	1.9	8.8	8.4	10.6

Source: Executive Office - Judge Advocate General, USAF

*Components - Reserve Forces
and ROTC*

PART XII



INTRODUCTION

In general, the definitions contained herein have been taken from, or are in conformity to, the definitions included in Air Force Regulations 45 series Air Force Manual 35-3, and Air National Guard Regulations, as appropriate.

The statistical data pertaining to the Air Force Reserve and Air National Guard personnel normally refer to those who are not on extended active duty (EAD). Commissioned officers on EAD as Regular USAF Airmen or Regular USAF Warrant Officers and Reserve Warrant Officers on EAD as Regular USAF Airmen are also included in these data. These statistical tables are designed to show the composition and characteristics of Reserve Forces personnel and reflect the Reserves of the Air Force strength position at specific intervals throughout the fiscal year.

AIR FORCE RESERVE



DEFINITIONS

ACTIVE DUTY FOR TRAINING (AD TNG) - A full-time tour of duty with the active establishment for Reserve training, under orders which provide for automatic reversion to an inactive duty training status upon completion of the specified tour of active duty. This includes all tours accomplished under the provisions of AFR 45-14 dated 21 August 1957.

ACTIVE STATUS - That status of the reservists who make up, through voluntary participation or remaining obligated service, the active reserve.

ANG UNIT MOBILIZATION POSITION - An authorized position within an Air National Guard unit.

DRILL PAY STATUS RESERVISTS - Reservists who are authorized to receive pay for inactive and active duty for training.

FLYING TRAINING - Flying activities as authorized by AFR 45-28 (regular flying training) and Sec B, AFR 45-10 (additional flying periods).

ELIGIBLE TO EARN POINTS - Being eligible, by virtue of program element of assignment, to earn points toward retirement (does not apply to the gratuitous points awarded active reservists. See AFR 45-15).

INACTIVE DUTY TRAINING - Unit training assemblies, training periods of instruction, appropriate duties, or equivalent training, including hazardous duty, which are performed with or without pay by a reservist not on EAD or on active duty for training. Includes duties performed in connection with training, administration, and/or support activities of the unit of assignment or study through the USAF Extension Course Institute. Points will be awarded in accordance with AFR 45-15.

INACTIVE STATUS LIST RESERVE SECTION - Reservists who fail to meet minimum requirements for retention in an active status are assigned to this section if they have completed all reserve service required by law. While assigned to this section, reservists are not eligible for active or inactive duty training, promotion, or award of points. They may be ordered to Extended Active Duty (EAD) involuntarily only if there are no other Ready or Standby Reservists of the appropriate grades and military specialties who are available for active military service and then only if the Director of Selective Service determines that they are available for EAD.

INELIGIBLE RESERVE SECTION (Other) - Consists of Ready Reservists who were transferred to the Air Force Reserve to complete a Reserve obligation in accordance with the Universal Military Training and Service Act of 1948, as amended, who do not voluntarily participate in any Reserve Training programs or point gaining activities.

JOB PROFICIENCY TRAINING (JPT) - Training given an individual Reservist during periods of active or inactive duty to maintain or increase proficiency through actual performance in his mobilization assignment.

COMPONENTS - RESERVE FORCES AND ROTC(CONTINUED)**AIR FORCE RESERVE (CONTINUED)****DEFINITIONS (CONTINUED)**

MOBILIZATION ASSIGNMENT RESERVE SECTION (MOARS) - Administrative sections of the Major Air Command headquarters and its subordinate organizations. Reservists authorized Parts I and III of the Reserve Space and Grade Authorization by Headquarters USAF are assigned to those sections and are comprised of:

1. Part I, Major Command War Augmentation Requirement for Individuals - Pertains to personnel assigned to and trained (both active and inactive duty training) by the Command.
2. Part IA, Individuals - Airmen who are filling Part I positions but are authorized to accomplish their inactive duty training at an Air Reserve Center unit.
3. Part III, General Reserve War Requirement for Individuals is the attritional replacement requirement of the Air Force. These personnel are assigned to and trained by Continental Air Command.

AF RESERVE UNIT MOBILIZATION POSITION - An authorized position within an AF Reserve unit that is organized to serve as a unit.

NON-AFFILIATED RESERVE SECTION - Comprised of Air Force Reserve members in an active status who are not assigned to an Air Force Reserve Category "A" unit, an Air Reserve Center unit, or to a mobilization position, but do physically and professionally qualify for Reserve Training participation, meet established criteria for active military service, and meet minimum retention requirements by completing courses through the USAF Extension Course Institute, by participating in Air Reserve Center unit activities on an unassigned basis, or by participating in other authorized point-gaining activities.

PAY GROUP - Groups established to identify those authorized pay for inactive and/or active duty for training. These groups also identify the amount of paid training authorized per year. They are:

- A - 48 paid inactive duty training periods and 15 active duty training days
- B - 24 paid inactive duty training periods and 15 active duty training days
- C - 12 paid inactive duty training periods and 15 active duty training days
- D - No paid inactive duty training periods but 15 paid active duty for training days
- E - No paid inactive duty training periods but 30 paid active duty for training days
- F - No paid inactive duty training periods but 3 to 6 months active duty for training (one time only)

PROGRAM ELEMENTS - Classification of Reservists by type, amount of training and pay authorized, and/or type of unit or categories of assignment.

READY RESERVE - Air Force Reserve units and personnel who may be ordered to extended active duty involuntarily in time of war, national emergency declared by Congress or proclaimed by the President, or when otherwise authorized by law.

RESERVISTS IN NON-PAY STATUS ASSIGNMENTS - Air Force Reservists who are physically and professionally qualified for active duty, but for whom no position vacancy exists in Pay Status Assignment, or those who do not participate in the Air Force Reserve training program to the extent required for retention in Pay Status Assignments. Except for the maximum age of 60, there are no age-in-grade or availability requirements.

RESERVISTS IN PAY STATUS ASSIGNMENTS - Participating Ready Reservists who are authorized pay for active and inactive duty training, or pay for active duty for training only.

RETIRED RESERVE - Air Force Reserve personnel whose service has been honorable and are eligible under AFR 45-39A and who have applied for and received transfer to the Reserve Retired List.

SELECTIVE ASSIGNEE - A Reservist who has a legal Reserve service obligation and is involuntarily selected to fill a mobilization position.

STANDBY RESERVE - Air Force Reserve personnel who may be ordered to extended active duty involuntarily only in time of war, national emergency declared by Congress, or when otherwise authorized by law.

TRAINING CATEGORY - Categories established to identify training required to maintain individual or unit proficiency. They are:

- A - 48 inactive duty training periods and 15 days active duty for training per year
- B - 24 inactive duty training periods but 15 days active duty for training per year
- D - 0 inactive duty training periods but 15 days active duty for training per year
- E - 12 inactive duty training periods but 0 days active duty for training per year
- F - Correspondence courses
- G - No training
- H - No inactive duty periods but 30 days active duty for training per year

THIS PAGE IS BLANK IN ORDER TO ARRANGE
AF RESERVE COMMENTARIES CORRECTLY. AF RESERVE
INFORMATION IS CONTINUED ON PAGES 334, 335, AND 336

AIR FORCE RESERVE(Continued)
 USAF RESERVE PROGRAM ELEMENT GUIDE

RESERVE PROGRAM ELEMENT	TRAINING CATEGORY	PAY GROUP	ACTIVE STATUS		RESERVE STATUS		MOBILIZATION POSITION					PAY STATUS			FLYING TRAINING		POINT GAINING ELIGIBILITY		
			ACTIVE	INACTIVE	READY	STANDBY	RETIRED	UNITS		INDIVIDUALS			PAID	DRILL PAY	NON PAY	AUTHORIZED REGULAR FLYING PERIODS	AUTHORIZED ADDITIONAL FLYING PERIODS	ELIGIBLE TO EARN RETIREMENT POINTS	INELIGIBLE TO EARN RETIREMENT POINTS
								AIR NATIONAL GUARD	AF RESERVE	PART I	PART III	NO MOBILIZATION POSITION							
Aerial Port Squadrons	A	A	X		X			X				X	X		X	X	X		
Air Rescue Squadrons	A	A	X		X			X				X	X		X	X	X		
Air Rescue Technicians - On Flying Status . . .	A	A	X		X			X				X	X		X	X	X		
Air Rescue Technicians - Not on Flying Status . .	A	A	X		X			X				X	X		X	X	X		
Air Terminal Squadrons	A	A	X		X			X				X	X		X	X	X		
Mobile Communications Squadrons	A	A	X		X			X				X	X		X	X	X		
USAF Hospitals	A	A	X		X			X				X	X		X	X	X		
Censorship Squadron	A	A	X		X			X				X	X		X	X	X		
Casualty Staging Groups and Squadrons	A	A	X		X			X				X	X		X	X	X		
Aeromedical Evacuation Groups and Squadrons . .	A	A	X		X			X				X	X		X	X	X		
Troop Carrier Wings	A	A	X		X			X				X	X		X	X	X		
Air Wing Technicians - On Flying Status	A	A	X		X			X				X	X		X	X	X		
Air Wing Technicians - Not on Flying Status . .	A	A	X		X			X				X	X		X	X	X		
Navigation Training Units	A	A	X		X				X			X	X		X	X	X		
MOARS Selective Service	A	A	X		X				X			X	X				X		
MOARS JPT - CONAC Regions and Sectors	A	A	X		X				X			X	X		X		X		
MOARS JPT - Flying Duty	A	A	X		X				X			X	X		X		X		
Reserve Air Base Group and Squadron (RABGS) . .	B	B	X		X			X				X	X				X		
Evacuation Squadron (ES)	B	B	X		X			X				X	X				X		
Radiological Survey Squadron (RSS)	B	B	X		X			X				X	X				X		
Aircraft Maintenance Squadron (AMS)	B	B	X		X			X				X	X				X		
Air Reserve Recovery Unit (ARRU-B)	B	B	X		X			X				X	X				X		
Reserve Base Support Group (RBSG-B)	B	B	X		X			X				X	X				X		

COMPONENTS - RESERVE FORCES AND ROTC (CONTINUED)

AIR NATIONAL GUARD



DEFINITIONS

AIR NATIONAL GUARD AUTHORIZED STRENGTH - Total manning authorized under appropriate Tables of Organization, Tables of Distribution, and Unit Manning Documents currently augmented and/or reduced by the National Guard Bureau.

PROGRAM STRENGTH - Manning objective, applicable to units in being or scheduled for activation by a specified period of time.

AIR FORCE RESERVE OFFICERS TRAINING CORPS (AFROTC)



ADVANCED COURSE - The third and fourth year program of instruction in Air Science.

AFROTC CADET ENROLLMENT - All Air Force Reserve Officers' Training Corps cadets in active participation in ROTC training in conjunction with the academic curriculum at civilian educational institutions. Includes cadets who are tentatively accepted and conditionally enrolled in the advanced course pending determination of eligibility for enrollment.

AIR SCIENCE - The official designation of the Air Force ROTC program of instruction.

BASIC COURSE - The first and second year program of instruction in Air Science.

CATEGORY I-N - Comprises cadets who qualify for navigator training.

CATEGORY I-P - Comprises cadets who qualify for pilot training.

CATEGORY II - Comprises cadets pursuing prescribed engineering and scientific courses of study.

CATEGORY III - Comprises cadets pursuing non-technical courses of study.

CATEGORY IV - Comprises prior service cadets other than those accepted under categories I-P, I-N; II and III (active duty tour not required).

CATEGORY V - Comprises cadets eliminated from I-P and I-N for flying in aptitude or medical reasons, and other groups as designated in special circumstances by Headquarters, USAF.

Source: Statistics and Reports Division, Directorate of Data Systems and Statistics, Comptroller of the Air Force

TABLE 183 - AF RESERVE OFFICERS BY GRADE, BY YEAR OF BIRTH, WORLD-WIDE - 28 FEB 1964

(Excludes The USAF Reserve Retired Section)

YEAR OF BIRTH	TOTAL	GENERAL	COLONEL	LIEUTENANT COLONEL	MAJOR	CAPTAIN	FIRST LIEUTENANT	SECOND LIEUTENANT	WARRANT OFFICER
<u>TOTAL</u>	<u>108,070</u>	<u>65</u>	<u>1,527</u>	<u>9,276</u>	<u>22,037</u>	<u>51,936</u>	<u>20,144</u>	<u>2,653</u>	<u>432</u>
1904	145	3	27	91	20	4	-	-	-
1905	216	2	39	136	32	6	1	-	-
1906	232	1	56	130	38	5	-	1	1
1907	308	5	63	171	59	8	-	-	2
1908	346	7	73	194	66	5	-	-	1
1909	395	6	80	209	80	13	1	-	6
1910	486	4	77	268	115	15	3	-	4
1911	531	3	81	254	162	23	1	-	8
1912	587	8	90	274	177	24	4	2	8
1913	729	3	84	324	267	36	4	2	9
1914	1,058	4	98	520	358	55	7	1	15
1915	1,760	1	127	747	772	86	4	3	20
1916	2,475	3	110	897	1,240	189	11	3	22
1917	3,129	4	119	1,054	1,575	320	28	2	27
1918	3,629	6	148	1,167	1,852	387	20	6	43
1919	3,723	4	125	1,046	1,993	486	28	3	38
1920	4,404	1	78	886	2,556	764	58	9	52
1921	4,604	-	29	515	2,868	1,087	55	7	43
1922	4,104	-	15	217	2,490	1,258	86	8	30
1923	3,780	-	3	92	2,161	1,402	84	8	30
1924	3,422	-	1	49	1,664	1,562	113	11	22
1925	2,355	-	1	10	768	1,431	122	9	14
1926	1,133	-	-	-	144	880	96	7	6
1927	1,554	-	-	1	105	1,231	209	2	6
1928	3,712	-	-	-	191	2,785	730	4	2
1929	5,549	-	-	-	148	3,803	1,575	14	9
1930	7,391	-	-	-	40	4,667	2,670	11	3
1931	8,733	-	-	-	12	5,870	2,824	24	3
1932	9,631	-	-	-	2	8,378	1,237	12	2
1933	8,323	-	-	-	3	7,598	695	27	-
1934	6,288	-	-	-	1	5,017	1,239	31	-
1935	4,384	-	-	-	-	1,586	2,720	77	1
1936	2,918	-	-	-	-	437	2,395	86	-
1937	2,007	-	-	1	-	100	1,762	144	-
1938	1,172	-	-	-	-	12	901	259	-
1939	556	-	-	-	-	2	174	380	-
1940	631	-	-	-	1	-	21	609	-
1941	687	-	-	-	1	-	1	685	-
1942	131	-	-	-	-	-	-	131	-
1943	8	-	-	-	1	-	-	7	-
UNKNOWN	844	-	3	23	76	404	265	68	5

Source: Data Applications Division, Data Services Center, Comptroller of the Air Force.

TABLE 184 - AF RESERVE AIRMEN BY GRADE, BY YEAR OF BIRTH, WORLD-WIDE - 28 FEB 1964

(Excludes the USAF Reserve Retired Section)

YEAR OF BIRTH	TOTAL	CHIEF MASTER SERGEANT	SENIOR MASTER SERGEANT	MASTER SERGEANT	TECHNICAL SERGEANT	STAFF SERGEANT	AIRMAN FIRST CLASS	AIRMAN SECOND CLASS	AIRMAN THIRD CLASS	AIRMAN BASIC
<u>TOTAL</u>	<u>183,384</u>	<u>1,648</u>	<u>3,541</u>	<u>23,689</u>	<u>12,551</u>	<u>17,981</u>	<u>47,748</u>	<u>53,622</u>	<u>18,226</u>	<u>4,378</u>
1894	8	-	-	7	1	-	-	-	-	-
1895	7	-	-	5	1	-	-	-	-	-
1896	16	-	1	7	5	1	2	-	-	-
1897	22	-	1	8	6	6	1	-	-	-
1898	38	-	2	12	7	12	4	1	-	-
1899	32	1	-	14	6	8	2	-	1	-
1900	54	1	-	22	12	12	4	1	2	-
1901	54	-	1	18	13	17	4	1	-	-
1902	80	-	-	40	16	19	5	-	-	-
1903	78	-	1	28	21	20	7	-	-	1
1904	136	1	4	72	29	20	10	-	-	-
1905	196	2	8	93	38	41	12	2	-	-
1906	262	6	8	133	50	57	7	-	-	1
1907	419	6	16	201	90	79	17	5	4	1
1908	512	1	19	271	88	104	23	4	1	1
1909	505	6	21	238	114	91	27	8	-	-
1910	700	5	31	356	148	117	35	5	1	2
1911	937	12	36	489	209	145	35	8	2	1
1912	1,179	5	47	644	237	197	38	9	2	-
1913	1,587	19	74	901	301	219	57	10	4	2
1914	1,993	27	83	1,129	372	302	69	5	2	4
1915	2,503	45	111	1,382	513	368	69	12	2	1
1916	2,891	71	165	1,688	515	358	68	21	4	1
1917	3,559	118	224	1,933	678	472	107	18	5	4
1918	4,386	170	342	2,357	817	544	128	16	8	4
1919	4,597	212	379	2,296	923	607	140	32	5	3
1920	4,481	191	388	2,125	975	642	123	25	7	5
1921	4,245	192	412	1,797	961	683	167	26	4	3
1922	3,317	156	264	1,263	853	616	121	32	8	4
1923	2,485	94	181	862	666	569	93	12	6	2
1924	1,881	54	137	561	522	500	83	16	5	3
1925	976	27	47	255	250	322	63	9	2	1
1926	751	9	31	179	138	292	71	29	2	-
1927	729	3	18	151	161	310	69	14	3	-
1928	984	4	32	197	194	421	100	30	6	-
1929	1,170	7	34	227	213	538	123	22	6	-
1930	1,426	4	34	236	261	678	172	35	6	-
1931	1,638	4	30	185	305	843	196	36	38	1
1932	1,885	4	22	164	267	974	307	60	85	2
1933	2,035	4	10	79	192	962	397	163	224	4
1934	2,687	3	7	55	162	915	541	415	573	16
1935	4,633	-	5	33	108	983	1,324	1,327	802	51
1936	8,155	-	5	15	107	1,046	2,772	2,952	1,121	137
1937	9,660	-	1	12	66	766	3,456	3,853	1,322	184
1938	11,568	-	1	7	41	485	4,187	5,098	1,518	231
1939	18,785	-	-	3	10	412	6,929	8,722	2,327	382
1940	28,692	-	-	-	2	223	11,372	12,891	3,538	666
1941	23,444	-	-	1	2	84	9,230	10,271	2,849	1,007
1942	8,634	-	-	-	-	22	2,026	4,173	1,733	680
1943	2,228	-	-	-	-	1	156	870	920	281
1944	769	-	-	-	-	-	2	121	495	151
1945	212	-	-	-	-	1	-	1	111	99
1946	17	-	-	-	-	-	-	-	11	6
1947	-	-	-	-	-	-	-	-	-	-
UNKNOWN	9,146	184	308	938	885	876	2,797	2,261	461	436

Source: Data Applications Division, Data Services Center, Comptroller of the Air Force

TABLE 185 - AF RESERVE OFFICERS IN PAY STATUS AND NON-PAY STATUS ASSIGNMENTS BY GRADE,
WORLD-WIDE, AT END OF QUARTER - FY 1964

PAY STATUS	TOTAL	GENERAL	COL- ONEL	LIEU- TENANT COLONEL	MAJOR	CAPTAIN	FIRST LIEU- TENANT	SECOND LIEU- TENANT	WARRANT OFFICER
30 SEPTEMBER 1963									
<u>TOTAL</u>	<u>144,252</u>	<u>131</u>	<u>4,014</u>	<u>18,479</u>	<u>33,308</u>	<u>58,341</u>	<u>25,518</u>	<u>3,212</u>	<u>1,249</u>
<u>Paid - Total</u>	<u>34,476</u>	<u>59</u>	<u>1,096</u>	<u>5,891</u>	<u>14,678</u>	<u>10,883</u>	<u>1,675</u>	<u>165</u>	<u>29</u>
<u>Drill Pay Status - Total</u>	<u>14,490</u>	<u>57</u>	<u>450</u>	<u>1,494</u>	<u>4,583</u>	<u>6,467</u>	<u>1,269</u>	<u>147</u>	<u>23</u>
48 Annual Drills	7,587	28	204	567	2,150	3,658	835	126	19
24 Annual Drills	6,903	29	246	927	2,433	2,809	434	21	4
<u>Active Duty Pay Only - Total</u>	<u>19,986</u>	<u>2</u>	<u>646</u>	<u>4,397</u>	<u>10,095</u>	<u>4,416</u>	<u>406</u>	<u>18</u>	<u>6</u>
<u>Non-Paid - Total</u>	<u>75,289</u>	<u>7</u>	<u>463</u>	<u>3,049</u>	<u>8,049</u>	<u>39,892</u>	<u>20,972</u>	<u>2,430</u>	<u>427</u>
<u>Reserve Retired Section - Total</u>	<u>34,487</u>	<u>65</u>	<u>2,455</u>	<u>9,539</u>	<u>10,581</u>	<u>7,566</u>	<u>2,871</u>	<u>617</u>	<u>793</u>
31 DECEMBER 1963									
<u>TOTAL</u>	<u>145,592</u>	<u>134</u>	<u>4,096</u>	<u>19,413</u>	<u>33,809</u>	<u>60,058</u>	<u>23,493</u>	<u>3,331</u>	<u>1,258</u>
<u>Paid - Total</u>	<u>34,382</u>	<u>58</u>	<u>1,073</u>	<u>5,956</u>	<u>14,360</u>	<u>11,269</u>	<u>1,445</u>	<u>191</u>	<u>30</u>
<u>Drill Pay Status - Total</u>	<u>14,783</u>	<u>56</u>	<u>433</u>	<u>1,512</u>	<u>4,564</u>	<u>6,914</u>	<u>1,110</u>	<u>168</u>	<u>26</u>
48 Annual Drills	7,901	28	197	576	2,153	4,050	734	142	21
24 Annual Drills	6,882	28	236	936	2,411	2,864	376	26	5
<u>Active Duty Pay Only - Total</u>	<u>19,599</u>	<u>2</u>	<u>640</u>	<u>4,444</u>	<u>9,796</u>	<u>4,355</u>	<u>335</u>	<u>23</u>	<u>4</u>
<u>Non-Paid - Total</u>	<u>74,468</u>	<u>8</u>	<u>458</u>	<u>3,060</u>	<u>7,915</u>	<u>40,941</u>	<u>19,156</u>	<u>2,520</u>	<u>410</u>
<u>Reserve Retired Section - Total</u>	<u>36,742</u>	<u>68</u>	<u>2,565</u>	<u>10,397</u>	<u>11,534</u>	<u>7,848</u>	<u>2,892</u>	<u>620</u>	<u>818</u>
31 MARCH 1964									
<u>TOTAL</u>	<u>146,016</u>	<u>136</u>	<u>4,156</u>	<u>20,184</u>	<u>34,079</u>	<u>59,783</u>	<u>23,211</u>	<u>3,182</u>	<u>1,285</u>
<u>Paid - Total</u>	<u>34,055</u>	<u>57</u>	<u>1,061</u>	<u>6,282</u>	<u>14,185</u>	<u>10,845</u>	<u>1,411</u>	<u>183</u>	<u>31</u>
<u>Drill Pay Status - Total</u>	<u>14,683</u>	<u>55</u>	<u>438</u>	<u>1,610</u>	<u>4,616</u>	<u>6,693</u>	<u>1,075</u>	<u>169</u>	<u>27</u>
48 Annual Drills	7,977	27	207	623	2,212	4,013	726	146	23
24 Annual Drills	6,706	28	231	987	2,404	2,680	349	23	4
<u>Active Duty Pay Only - Total</u>	<u>19,372</u>	<u>2</u>	<u>623</u>	<u>4,672</u>	<u>9,569</u>	<u>4,152</u>	<u>336</u>	<u>14</u>	<u>4</u>
<u>Non-Paid - Total</u>	<u>73,806</u>	<u>7</u>	<u>455</u>	<u>3,089</u>	<u>7,842</u>	<u>40,769</u>	<u>18,867</u>	<u>2,381</u>	<u>396</u>
<u>Reserve Retired Section - Total</u>	<u>38,155</u>	<u>72</u>	<u>2,640</u>	<u>10,813</u>	<u>12,052</u>	<u>8,169</u>	<u>2,933</u>	<u>618</u>	<u>858</u>
30 JUNE 1964									
<u>TOTAL</u>	<u>148,299</u>	<u>134</u>	<u>4,336</u>	<u>21,251</u>	<u>34,683</u>	<u>61,653</u>	<u>21,232</u>	<u>3,716</u>	<u>1,294</u>
<u>Paid - Total</u>	<u>33,505</u>	<u>56</u>	<u>1,144</u>	<u>6,593</u>	<u>13,710</u>	<u>10,609</u>	<u>1,160</u>	<u>202</u>	<u>31</u>
<u>Drill Pay Status - Total</u>	<u>14,780</u>	<u>54</u>	<u>501</u>	<u>1,743</u>	<u>4,684</u>	<u>6,662</u>	<u>917</u>	<u>191</u>	<u>28</u>
48 Annual Drills	7,956	26	225	670	2,232	3,987	637	156	23
24 Annual Drills	6,824	28	276	1,073	2,452	2,675	280	35	5
<u>Active Duty Pay Only - Total</u>	<u>18,725</u>	<u>2</u>	<u>643</u>	<u>4,850</u>	<u>9,026</u>	<u>3,947</u>	<u>243</u>	<u>11</u>	<u>3</u>
<u>Non-Paid - Total</u>	<u>74,862</u>	<u>6</u>	<u>436</u>	<u>3,160</u>	<u>8,215</u>	<u>42,655</u>	<u>17,117</u>	<u>2,897</u>	<u>376</u>
<u>Reserve Retired Section - Total</u>	<u>39,932</u>	<u>72</u>	<u>2,756</u>	<u>11,498</u>	<u>12,758</u>	<u>8,389</u>	<u>2,955</u>	<u>617</u>	<u>887</u>

Source: Data Applications Division, Data Services Center, Comptroller of the Air Force

TABLE 186 - AF RESERVE AIRMEN IN PAY STATUS AND NON-PAY STATUS ASSIGNMENTS BY GRADE, WORLD-WIDE, AT END OF QUARTER - FY 1964

PAY STATUS	TOTAL	CHIEF MASTER SER-GEANT	SENIOR MASTER SER-GEANT	MASTER SER-GEANT	TECH-NICAL SER-GEANT	STAFF SER-GEANT	AIRMAN FIRST CLASS	AIRMAN SECOND CLASS	AIRMAN THIRD CLASS	AIRMAN BASIC
30 SEPTEMBER 1963										
TOTAL	170,887	1,316	2,913	22,676	11,259	16,875	41,689	51,211	18,581	4,367
Paid - Total	44,046	87	429	3,658	2,784	8,667	6,819	11,930	8,107	1,565
Drill Pay Status - Total . .	40,683	85	420	3,333	2,652	8,380	6,697	11,789	6,508	819
48 Annual Drills	25,233	84	316	1,555	1,598	4,612	4,279	8,113	4,160	316
24 Annual Drills	15,450	1	104	1,778	1,054	3,568	2,418	3,676	2,348	503
Active Duty Pay Only - Total	3,363	2	2	325	132	287	122	141	1,599	746
Non-Pay - Total	125,073	1,221	2,477	18,752	8,386	7,918	34,508	38,919	10,214	2,678
Reserve Retired Section - Total	1,768	8	7	266	89	290	362	362	260	124
31 DECEMBER 1963										
TOTAL	181,821	1,552	3,354	23,571	12,209	17,787	46,345	53,731	18,741	4,531
Paid - Total	45,938	99	476	3,723	2,865	9,130	7,206	12,415	8,185	1,839
Drill Pay Status - Total . .	43,055	97	473	3,397	2,742	8,855	7,082	12,286	7,304	819
48 Annual Drills	26,891	96	357	1,601	1,651	5,193	4,452	8,344	4,877	320
24 Annual Drills	16,164	1	116	1,796	1,091	3,662	2,630	3,942	2,427	499
Active Duty Pay Only - Total	2,883	2	3	326	123	275	124	129	881	1,020
Non-Pay - Total	134,059	1,445	2,868	19,566	9,248	8,366	38,772	40,944	10,284	2,566
Reserve Retired Section - Total	1,824	8	10	282	96	291	367	372	272	126
31 MARCH 1964										
TOTAL	190,226	1,702	3,647	24,143	12,920	18,561	50,426	55,811	18,588	4,428
Paid - Total	46,968	110	537	3,789	2,949	9,563	7,448	12,742	8,046	1,784
Drill Pay Status - Total . .	43,625	108	536	3,475	2,840	9,293	7,350	12,629	6,754	640
48 Annual Drills	27,149	106	402	1,644	1,711	5,491	4,557	8,644	4,363	231
24 Annual Drills	16,476	2	134	1,831	1,129	3,802	2,793	3,985	2,391	409
Active Duty Pay Only - Total	3,343	2	1	314	109	270	98	113	1,292	1,144
Non-Pay - Total	141,385	1,583	3,098	20,061	9,875	8,702	42,606	42,680	10,262	2,518
Reserve Retired Section - Total	1,873	9	12	293	96	296	372	389	280	126
30 JUNE 1964										
TOTAL	200,899	1,893	3,980	25,020	13,940	19,446	54,394	59,726	18,697	3,803
Paid - Total	47,050	117	565	3,857	3,017	9,785	7,652	12,828	7,802	1,427
Drill Pay Status - Total . .	44,289	115	562	3,552	2,916	9,531	7,566	12,727	6,754	566
48 Annual Drills	28,768	112	412	1,731	1,789	5,836	4,930	9,004	4,684	270
24 Annual Drills	15,521	3	150	1,821	1,127	3,695	2,636	3,723	2,070	296
Active Duty Pay Only - Total	2,761	2	3	305	101	254	86	101	1,048	861
Non-Pay - Total	151,942	1,768	3,403	20,859	10,825	9,363	46,367	46,502	10,610	2,247
Reserve Retired Section - Total	1,907	8	12	304	100	298	375	396	285	129

Source: Data Applications Division, Data Services Center, Comptroller of the Air Force

TABLE 187 - AF RESERVE OFFICERS IN PAY STATUS AND NON-PAY STATUS ASSIGNMENTS BY PROGRAM ELEMENTS, BY GRADE, WORLD-WIDE-

30 JUN 1964

PAY STATUS AND PROGRAM ELEMENT	TOTAL	GENERAL	COLONEL	LIEU-TENANT COLONEL	MAJOR	CAPTAIN	FIRST LIEU-TENANT	SECOND LIEU-TENANT	WARRANT OFFICER
<u>TOTAL</u>	<u>148,299</u>	<u>134</u>	<u>4,336</u>	<u>21,251</u>	<u>34,683</u>	<u>61,653</u>	<u>21,232</u>	<u>3,716</u>	<u>1,294</u>
<u>PAID - TOTAL</u>	<u>33,505</u>	<u>56</u>	<u>1,144</u>	<u>6,593</u>	<u>13,710</u>	<u>10,609</u>	<u>1,160</u>	<u>202</u>	<u>31</u>
Drill Pay Status - Total	<u>14,780</u>	<u>54</u>	<u>501</u>	<u>1,743</u>	<u>4,684</u>	<u>6,662</u>	<u>917</u>	<u>191</u>	<u>28</u>
48 Annual Drills - Total	<u>7,956</u>	<u>26</u>	<u>225</u>	<u>670</u>	<u>2,232</u>	<u>3,987</u>	<u>637</u>	<u>156</u>	<u>23</u>
Troop Carrier Wings	<u>5,063</u>	<u>7</u>	<u>72</u>	<u>335</u>	<u>1,398</u>	<u>2,798</u>	<u>386</u>	<u>47</u>	<u>20</u>
Mobile Communications Squadrons	<u>69</u>	-	-	<u>2</u>	<u>6</u>	<u>44</u>	<u>16</u>	-	<u>1</u>
Air Rescue Squadrons	<u>125</u>	-	<u>1</u>	<u>5</u>	<u>40</u>	<u>72</u>	<u>7</u>	-	-
Air Terminal Squadrons	<u>83</u>	-	-	<u>1</u>	<u>11</u>	<u>60</u>	<u>8</u>	<u>1</u>	<u>2</u>
Censorship Squadrons	<u>167</u>	-	<u>10</u>	<u>43</u>	<u>66</u>	<u>43</u>	<u>5</u>	-	-
Navigation Training Squadrons	<u>469</u>	-	-	<u>16</u>	<u>140</u>	<u>305</u>	<u>8</u>	-	-
Air Postal Squadrons	<u>27</u>	-	-	<u>2</u>	<u>8</u>	<u>11</u>	<u>4</u>	<u>2</u>	-
USAF Hospitals	<u>176</u>	-	<u>5</u>	<u>11</u>	<u>38</u>	<u>86</u>	<u>26</u>	<u>10</u>	-
Casualty Staging Groups and Squadrons	<u>128</u>	-	<u>1</u>	<u>4</u>	<u>22</u>	<u>63</u>	<u>27</u>	<u>11</u>	-
Aeromedical Evacuation Groups and Squadrons	<u>262</u>	-	<u>1</u>	<u>2</u>	<u>38</u>	<u>98</u>	<u>62</u>	<u>61</u>	-
Medical Service Units	<u>455</u>	-	<u>25</u>	<u>43</u>	<u>101</u>	<u>194</u>	<u>68</u>	<u>24</u>	-
MOARS Selective Service - Part I	<u>208</u>	-	<u>41</u>	<u>70</u>	<u>81</u>	<u>15</u>	<u>1</u>	-	-
MOARS Job Proficiency Training - Flying Duty	<u>284</u>	<u>13</u>	<u>23</u>	<u>49</u>	<u>116</u>	<u>79</u>	<u>4</u>	-	-
MOARS Job Proficiency Training - AFR Regions & Sectors	<u>440</u>	<u>6</u>	<u>46</u>	<u>87</u>	<u>167</u>	<u>119</u>	<u>15</u>	-	-
<u>24 Annual Drills - Total</u>	<u>6,824</u>	<u>28</u>	<u>276</u>	<u>1,073</u>	<u>2,452</u>	<u>2,675</u>	<u>280</u>	<u>35</u>	<u>5</u>
Reserve Air Base Groups and Squadrons	<u>76</u>	-	<u>1</u>	<u>17</u>	<u>41</u>	<u>16</u>	-	-	<u>1</u>
Evacuation Squadrons	<u>3</u>	-	-	<u>1</u>	<u>1</u>	<u>1</u>	-	-	-
Radiological Survey Squadrons	<u>2</u>	-	-	-	<u>1</u>	<u>1</u>	-	-	-
Air Force Recovery Units	<u>3,986</u>	-	<u>96</u>	<u>693</u>	<u>1,603</u>	<u>1,495</u>	<u>90</u>	<u>8</u>	<u>1</u>
MOARS Job Proficiency Training - Non Flying Duty	<u>2,757</u>	<u>28</u>	<u>179</u>	<u>362</u>	<u>806</u>	<u>1,162</u>	<u>190</u>	<u>27</u>	<u>3</u>
<u>Active Duty Pay Only - Total</u>	<u>18,725</u>	<u>2</u>	<u>643</u>	<u>4,850</u>	<u>9,026</u>	<u>3,947</u>	<u>243</u>	<u>11</u>	<u>3</u>
MOARS Job Proficiency Training - 15 Days AD	<u>3,450</u>	<u>2</u>	<u>296</u>	<u>845</u>	<u>1,142</u>	<u>1,048</u>	<u>112</u>	<u>4</u>	<u>1</u>
MOARS Job Proficiency Training - 30 Days AD	<u>113</u>	-	<u>6</u>	<u>18</u>	<u>28</u>	<u>42</u>	<u>18</u>	-	<u>1</u>
MOARS (CONAC) Trainee Part III (RD)	<u>13,694</u>	-	<u>276</u>	<u>3,578</u>	<u>7,231</u>	<u>2,502</u>	<u>100</u>	<u>6</u>	<u>1</u>
MOARS (CONAC) Trainee Part III (DD)	<u>1,468</u>	-	<u>65</u>	<u>409</u>	<u>625</u>	<u>355</u>	<u>13</u>	<u>1</u>	-
<u>NON-PAID - TOTAL</u>	<u>74,862</u>	<u>6</u>	<u>436</u>	<u>3,160</u>	<u>8,215</u>	<u>42,655</u>	<u>17,117</u>	<u>2,897</u>	<u>376</u>
Selective Assignee - Air Force Reserve Units	<u>75</u>	-	-	-	-	<u>8</u>	<u>66</u>	<u>1</u>	-
Selective Assignee - Air National Guard Units	-	-	-	-	-	-	-	-	-
Selective Assignee - Assigned Against Part I Requirements	<u>670</u>	-	-	-	-	<u>185</u>	<u>480</u>	<u>5</u>	-
Selective Assignee - Assigned Against Part III Requirements	<u>1</u>	-	-	-	-	-	<u>1</u>	-	-
Ineligible Reserve Section - Other	<u>6,153</u>	-	-	<u>4</u>	<u>19</u>	<u>1,058</u>	<u>2,642</u>	<u>2,430</u>	-
Non Affiliated Reserve Section - Non Obligor	<u>18,655</u>	-	<u>262</u>	<u>2,144</u>	<u>5,362</u>	<u>9,251</u>	<u>1,242</u>	<u>74</u>	<u>320</u>
Non Affiliated Reserve Section - Obligor	<u>21,534</u>	-	<u>25</u>	<u>155</u>	<u>580</u>	<u>10,095</u>	<u>5,640</u>	<u>279</u>	-
Inactive Status List Reserve Section	<u>27,954</u>	<u>6</u>	<u>149</u>	<u>877</u>	<u>2,254</u>	<u>15,458</u>	<u>9,046</u>	<u>108</u>	<u>56</u>
<u>RESERVE RETIRED SECTION - TOTAL</u>	<u>39,932</u>	<u>72</u>	<u>2,756</u>	<u>11,498</u>	<u>12,758</u>	<u>8,389</u>	<u>2,955</u>	<u>617</u>	<u>887</u>

Source: Data Application Division, Data Services Center, Comptroller of the Air Force.

TABLE 188 - AF RESERVE AIRMEN IN PAY STATUS AND NON-PAY STATUS ASSIGNMENTS BY PROGRAM ELEMENTS, BY GRADE, WORLD-WIDE- 342
30 JUN 1964

PAY STATUS AND PROGRAM ELEMENT	TOTAL	CHIEF MASTER SERGEANT	SENIOR MASTER SERGEANT	MASTER SERGEANT	TECH- NICAL SERGEANT	STAFF SERGEANT	AIRMAN FIRST CLASS	AIRMAN SECOND CLASS	AIRMAN THIRD CLASS	AIRMAN BASIC
<u>TOTAL</u>	<u>200,899</u>	<u>1,893</u>	<u>3,980</u>	<u>25,020</u>	<u>13,940</u>	<u>19,446</u>	<u>54,394</u>	<u>59,726</u>	<u>18,697</u>	<u>3,803</u>
<u>PAID - TOTAL</u>	<u>47,050</u>	<u>117</u>	<u>565</u>	<u>3,857</u>	<u>3,017</u>	<u>9,785</u>	<u>7,652</u>	<u>12,828</u>	<u>7,802</u>	<u>1,427</u>
Drill Pay Status - Total	<u>44,289</u>	<u>115</u>	<u>562</u>	<u>3,552</u>	<u>2,916</u>	<u>9,531</u>	<u>7,566</u>	<u>12,727</u>	<u>6,754</u>	<u>566</u>
48 Annual Drills - Total	<u>28,768</u>	<u>112</u>	<u>412</u>	<u>1,731</u>	<u>1,789</u>	<u>5,836</u>	<u>4,930</u>	<u>9,004</u>	<u>4,684</u>	<u>270</u>
Troop Carrier Wings	22,243	107	381	1,490	1,577	4,882	3,704	6,361	3,529	212
Mobile Communications Squadrons	951	-	-	36	39	160	207	402	98	9
Air Rescue Squadrons	377	4	8	32	18	148	40	96	29	2
Air Terminal Squadrons	874	-	8	39	39	136	156	345	148	3
Censorship Squadrons	14	-	-	-	-	8	4	2	-	-
Air Postal Squadrons	47	-	1	3	4	13	4	8	14	-
USAF Hospitals	872	-	2	14	15	68	99	402	257	15
Casualty Staging Groups and Squadrons	734	-	3	16	16	76	161	355	103	4
Aeromedical Evacuation Groups and Squadrons	862	-	-	23	12	117	257	312	127	14
Medical Service Units	1,401	1	9	29	16	107	240	639	351	9
MOARS Job Proficiency Training - Flying Duty	8	-	-	3	2	1	1	-	1	-
MOARS Job Proficiency Training - AFR Regions and Sectors	385	-	-	46	51	120	57	82	27	2
<u>24 Annual Drills - Total</u>	<u>15,521</u>	<u>3</u>	<u>150</u>	<u>1,821</u>	<u>1,127</u>	<u>3,695</u>	<u>2,636</u>	<u>3,723</u>	<u>2,070</u>	<u>296</u>
Reserve Air Base Groups and Squadrons	145	-	1	3	2	5	10	79	45	-
Evacuation Squadrons	8	-	-	2	-	1	-	2	3	-
Radiological Survey Squadrons	3	-	-	-	-	-	-	2	1	-
Air Force Recovery Units	13,371	-	117	1,611	997	3,341	2,335	3,153	1,636	181
MOARS Job Proficiency Training - Non Flying Duty	1,994	3	32	205	128	348	291	487	385	115
<u>Active Duty Pay Only - Total</u>	<u>2,761</u>	<u>2</u>	<u>3</u>	<u>305</u>	<u>101</u>	<u>254</u>	<u>86</u>	<u>101</u>	<u>1,048</u>	<u>861</u>
MOARS (Job Proficiency Training) 15 Days	162	2	1	49	24	52	24	6	3	1
MOARS (Job Proficiency Training) 30 Days	244	-	2	5	2	11	13	77	112	24
MOARS (ConAC) Trainee Part III (BP)	585	-	-	249	73	189	48	16	8	-
MOARS (ConAC) Trainee Part III (DD)	7	-	-	2	2	2	1	-	-	-
Non Prior Service Personnel Non Critical Skill On AD	1,763	-	-	-	-	-	-	2	925	836
<u>NON-PAID - TOTAL</u>	<u>151,942</u>	<u>1,768</u>	<u>3,403</u>	<u>20,859</u>	<u>10,823</u>	<u>9,363</u>	<u>46,367</u>	<u>46,502</u>	<u>10,610</u>	<u>2,247</u>
Non Prior Svc Personnel in Delay Status	318	-	-	-	-	-	-	-	-	318
Selective Assignee - Part I	12,853	-	-	-	-	51	7,758	4,466	488	90
Selective Assignee - Part III	20	-	-	-	-	-	15	3	2	-
Air Force Academy Preparatory School Selectee	84	-	-	-	-	-	-	-	-	84
Ineligible Reserve Section - Other	74,816	1	-	2	18	367	32,406	35,548	5,493	981
Selective Assignee - Air Force Reserve Units	1,911	-	-	-	-	13	1,061	725	105	7
Selective Assignee - Air National Guard Units	-	-	-	-	-	-	-	-	-	-
Non Affiliated Reserve Section - Non Obligors	2,131	5	30	213	210	776	485	333	68	11
Non Affiliated Reserve Section - Obligors	13,366	4	5	74	116	706	2,602	4,901	4,261	697
Inactive Status List Reserve Section	46,443	1,758	3,368	20,570	10,479	7,450	2,040	526	193	59
<u>RESERVE RETIRED SECTION - TOTAL</u>	<u>1,907</u>	<u>8</u>	<u>12</u>	<u>304</u>	<u>100</u>	<u>298</u>	<u>375</u>	<u>396</u>	<u>285</u>	<u>129</u>

Source: Data Applications Division, Data Services Center, Comptroller of the Air Force

TABLE 189 - AF RESERVE MOBILIZATION JOB PROFICIENCY TRAINING (JPT) PERSONNEL, BY COMMAND OF ASSIGNMENT, WORLD-WIDE, AT END OF QUARTER FY 1964 (CONTINUED)

TYPE OF PERSONNEL BY COMMAND OF ASSIGNMENT	30 SEPTEMBER (1963)		31 DECEMBER		31 MARCH (1964)		30 JUNE	
	MOARS JPT Paid	MOARS JPT AD Paid	MOARS JPT Paid	MOARS JPT AD Paid	MOARS JPT Paid	MOARS JPT AD Paid	MOARS JPT Paid	MOARS JPT AD Paid
<u>UNITED STATES (CONTINUED)</u>								
<u>Strategic Air Command - Total</u>	<u>421</u>	<u>181</u>	<u>308</u>	<u>265</u>	<u>207</u>	<u>374</u>	<u>206</u>	<u>362</u>
Officer	192	151	125	208	19	307	13	302
Airman	229	30	183	57	188	67	193	60
<u>Tactical Air Command - Total</u>	<u>476</u>	<u>162</u>	<u>558</u>	<u>79</u>	<u>618</u>	<u>71</u>	<u>667</u>	<u>85</u>
Officer	248	138	322	75	370	52	402	64
Airman	228	24	236	4	248	19	265	21
<u>USAF Academy - Total</u>	<u>1</u>	<u>-</u>	<u>1</u>	<u>-</u>	<u>1</u>	<u>-</u>	<u>1</u>	<u>-</u>
Officer	1	-	1	-	1	-	1	-
Airman	-	-	-	-	-	-	-	-
<u>USAF Security Service - Total</u>	<u>13</u>	<u>54</u>	<u>8</u>	<u>53</u>	<u>7</u>	<u>50</u>	<u>7</u>	<u>61</u>
Officer	7	43	6	44	6	43	6	54
Airman	6	11	2	9	1	7	1	7
<u>OVERSEA - TOTAL</u>	<u>85</u>	<u>197</u>	<u>75</u>	<u>232</u>	<u>83</u>	<u>213</u>	<u>86</u>	<u>204</u>
<u>OFFICER - TOTAL</u>	<u>63</u>	<u>182</u>	<u>59</u>	<u>200</u>	<u>64</u>	<u>198</u>	<u>67</u>	<u>193</u>
<u>AIRMAN - TOTAL</u>	<u>22</u>	<u>15</u>	<u>16</u>	<u>32</u>	<u>19</u>	<u>15</u>	<u>19</u>	<u>11</u>
<u>Alaskan Air Command - Total (Includes Alaska)</u>	<u>31</u>	<u>12</u>	<u>26</u>	<u>12</u>	<u>28</u>	<u>11</u>	<u>25</u>	<u>8</u>
Officer	17	6	20	5	21	4	21	4
Airman	14	6	6	7	7	7	4	4
<u>Pacific Air Forces - Total (Includes Hawaii)</u>	<u>20</u>	<u>89</u>	<u>24</u>	<u>88</u>	<u>25</u>	<u>91</u>	<u>29</u>	<u>93</u>
Officer	16	83	19	83	21	85	23	87
Airman	4	6	5	5	4	6	6	6
<u>US Air Forces in Europe - Total</u>	<u>29</u>	<u>94</u>	<u>20</u>	<u>172</u>	<u>24</u>	<u>108</u>	<u>26</u>	<u>101</u>
Officer	25	91	16	109	17	106	18	100
Airman	4	3	4	3	7	2	8	1
<u>USAF Southern Command - Total</u>	<u>5</u>	<u>2</u>	<u>5</u>	<u>21</u>	<u>6</u>	<u>3</u>	<u>6</u>	<u>2</u>
Officer	5	2	4	3	5	3	5	2
Airman	-	-	1	17	1	-	1	-

Source: Data Applications Division, Data Services Center, Comptroller of the Air Force

TABLE 190 - AF RESERVE OFFICERS IN PAY STATUS ASSIGNMENTS BY FLYING STATUS, BY GRADE, WORLD-WIDE, AT END OF QUARTER - FY 1964

GRADE	TOTAL	ON FLYING STATUS				NOT ON FLYING STATUS				AERO RATING AND OR FLYING STATUS UNKNOWN
		Total	Pilot	Other Rated	Non Rated	Total	Pilot	Other Rated	Non Rated	
30 SEPTEMBER 1963										
<u>TOTAL</u>	<u>7,220</u>	<u>3,837</u>	<u>2,477</u>	<u>1,207</u>	<u>153</u>	<u>3,383</u>	<u>364</u>	<u>290</u>	<u>2,729</u>	-
General	28	25	23	2	-	3	1	-	2	-
Colonel	154	92	66	25	1	62	3	10	49	-
Lieutenant Colonel	473	221	195	25	1	252	23	21	208	-
Major	1,997	1,241	874	337	30	756	131	138	487	-
Captain	3,992	1,959	1,171	712	76	1,633	164	101	1,368	-
First Lieutenant	831	286	147	106	33	545	40	20	485	-
Second Lieutenant	126	13	1	-	12	113	2	-	111	-
Warrant Officer	19	-	-	-	-	19	-	-	19	-
31 DECEMBER 1963										
<u>TOTAL</u>	<u>7,518</u>	<u>3,939</u>	<u>2,572</u>	<u>1,209</u>	<u>158</u>	<u>3,579</u>	<u>375</u>	<u>312</u>	<u>2,892</u>	-
General	28	24	22	2	-	4	1	-	3	-
Colonel	150	88	64	23	1	62	3	12	47	-
Lieutenant Colonel	479	226	196	29	1	253	23	23	207	-
Major	1,997	1,239	885	324	30	758	131	141	486	-
Captain	3,976	2,149	1,312	753	84	1,827	197	124	1,506	-
First Lieutenant	725	197	92	77	28	528	19	12	497	-
Second Lieutenant	142	16	1	1	14	126	1	-	125	-
Warrant Officer	21	-	-	-	-	21	-	-	21	-
31 MARCH 1964										
<u>TOTAL</u>	<u>7,588</u>	<u>3,994</u>	<u>2,629</u>	<u>1,204</u>	<u>161</u>	<u>3,594</u>	<u>359</u>	<u>307</u>	<u>2,928</u>	-
General	27	23	22	1	-	4	1	-	3	-
Colonel	157	94	70	23	1	63	3	11	49	-
Lieutenant Colonel	516	242	208	33	1	274	28	26	220	-
Major	2,054	1,268	896	337	35	786	131	148	507	-
Captain	3,951	2,161	1,340	745	76	1,790	175	114	1,501	-
First Lieutenant	714	188	92	64	32	526	20	8	498	-
Second Lieutenant	146	18	1	1	16	128	1	-	127	-
Warrant Officer	23	-	-	-	-	23	-	-	23	-
30 JUNE 1964										
<u>TOTAL</u>	<u>7,554</u>	<u>3,800</u>	<u>2,489</u>	<u>1,146</u>	<u>165</u>	<u>3,754</u>	<u>485</u>	<u>346</u>	<u>2,923</u>	-
General	26	22	21	1	-	4	1	-	3	-
Colonel	174	92	67	24	1	82	10	13	59	-
Lieutenant Colonel	555	250	210	38	2	305	50	34	221	-
Major	2,077	1,189	825	329	35	888	179	163	546	-
Captain	3,918	2,077	1,280	713	84	1,841	224	126	1,491	-
First Lieutenant	627	155	85	40	30	472	20	10	442	-
Second Lieutenant	154	15	1	1	13	139	1	-	138	-
Warrant Officer	23	-	-	-	-	23	-	-	23	-

Source: Data Applications Division, Data Services Center, Comptroller of the Air Force

TABLE 191 - AF RESERVE OFFICERS IN FLY STATUS ASSIGNMENTS BY FLYING STATUS, BY PROGRAM ELEMENT, BY GRADE, WORLD-WIDE - 30 JUN 1964 (CONTINUED)

PROGRAM ELEMENT AND GRADE	TOTAL	ON FLYING STATUS				NOT ON FLYING STATUS				AERO RATING AND OR FLYING STATUS UNKNOWN
		Total	Pilots	Other Rated	Non Rated	Total	Pilots	Other Rated	Non Rated	
<u>Aeromedical Evacuation Group - Total . . .</u>	<u>262</u>	<u>131</u>	-	<u>1</u>	<u>130</u>	<u>131</u>	<u>1</u>	-	<u>130</u>	-
General	-	-	-	-	-	-	-	-	-	-
Colonel	1	1	-	1	-	-	-	-	-	-
Lieutenant Colonel	2	1	-	-	1	1	-	-	1	-
Major	38	24	-	-	24	14	-	-	14	-
Captain	98	64	-	-	64	34	1	-	33	-
First Lieutenant	62	28	-	-	28	34	-	-	34	-
Second Lieutenant	61	13	-	-	13	48	-	-	48	-
Warrant Officer	-	-	-	-	-	-	-	-	-	-

Source: Data Applications Division, Data Services Center, Comptroller of the Air Force

TABLE 192 - AF RESERVE INACTIVE DUTY TRAINING, BY PROGRAM ELEMENT, WORLD-WIDE, BY QUARTER -
FY 1964

(For abbreviations in parentheses'definitions see,Table on Pages 334 and 335.)

DURING PERIOD	PARTICIPANTS				MAN TRAINING PERIODS			
	Total		For Pay		Paid		Non Paid	
	Officer	Airman	Officer	Airman	Officer	Airman	Officer	Airman
TOTAL	331,752	437,883	155,068	430,296	585,008	1,467,119	647,062	150,754
FIRST QUARTER - TOTAL	66,373	99,116	36,358	97,608	136,942	342,529	100,225	30,317
SECOND QUARTER - TOTAL	88,198	110,875	39,619	108,700	149,768	367,196	173,169	40,004
THIRD QUARTER - TOTAL	90,731	114,814	39,744	112,799	150,703	380,749	195,747	41,541
FOURTH QUARTER - TOTAL	86,450	113,078	39,347	111,189	147,595	376,645	177,921	38,892
Aerial Port Squadrons - Total	162	3,106	162	3,106	676	15,212	12	45
First Quarter	65	1,122	65	1,122	264	5,379	3	30
Second Quarter	71	1,480	71	1,480	293	7,276	9	15
Third Quarter	26	504	26	504	119	2,557	-	-
Fourth Quarter	-	-	-	-	-	-	-	-
Air Rescue Squadrons - Total	1,456	4,192	1,456	4,190	9,621	19,194	67	52
First Quarter	352	1,029	352	1,029	2,288	4,697	31	21
Second Quarter	370	1,067	370	1,065	2,544	4,871	19	18
Third Quarter	366	1,058	366	1,058	2,346	4,824	9	7
Fourth Quarter	368	1,038	368	1,038	2,443	4,802	8	6
Air Terminal Squadrons - Total	964	8,926	961	8,926	3,867	35,459	358	203
First Quarter	225	2,004	225	2,004	938	8,217	98	36
Second Quarter	245	2,321	242	2,321	967	9,152	75	31
Third Quarter	249	2,337	249	2,337	992	9,222	98	48
Fourth Quarter	245	2,264	245	2,264	970	8,868	87	88
Mobile Communications Squadrons - Total	757	9,558	757	9,558	2,982	36,685	4	1
First Quarter	189	2,406	189	2,406	757	9,247	1	-
Second Quarter	187	2,343	187	2,343	731	9,060	3	-
Third Quarter	190	2,399	190	2,399	742	9,234	-	-
Fourth Quarter	191	2,410	191	2,410	752	9,144	-	1
USAF Hospitals - Total	5,213	23,527	5,213	23,527	20,347	89,251	336	68
First Quarter	1,322	6,453	1,322	6,453	5,252	24,984	76	21
Second Quarter	1,524	6,949	1,524	6,949	5,950	26,352	94	21
Third Quarter	1,500	6,707	1,500	6,707	5,814	25,483	99	9
Fourth Quarter	867	3,418	867	3,418	3,331	12,432	67	17
Censorship Squadron - Total	1,938	147	1,938	147	7,437	540	96	1
First Quarter	473	38	473	38	1,658	139	14	-
Second Quarter	481	35	481	35	1,953	133	26	1
Third Quarter	487	38	487	38	1,926	141	34	-
Fourth Quarter	497	36	497	36	1,900	127	22	1
Casualty Staging - Total	2,025	11,248	2,023	11,248	8,078	43,036	121	20
First Quarter	454	2,824	454	2,824	1,868	11,031	7	3
Second Quarter	527	3,081	527	3,081	2,082	11,823	41	12
Third Quarter	594	3,060	593	3,060	2,333	11,673	47	3
Fourth Quarter	450	2,283	449	2,283	1,795	8,599	26	2
Aero-Medical Evacuation - Total	2,708	9,067	2,675	9,065	11,920	37,716	287	84
First Quarter	634	2,220	631	2,220	2,869	9,316	86	17
Second Quarter	689	2,300	684	2,300	3,052	9,754	48	5
Third Quarter	693	2,286	677	2,284	2,965	9,660	64	29
Fourth Quarter	692	2,261	683	2,261	3,034	8,986	89	33

TABLE 192 - AF RESERVE INACTIVE DUTY TRAINING, BY PROGRAM ELEMENTS, WORLD-WIDE, BY QUARTER -
FY 1964 (CONTINUED)

DURING PERIOD	PARTICIPANTS				MAN TRAINING PERIODS			
	Total		For Pay		Paid		Non Paid	
	Officer	Airman	Officer	Airman	Officer	Airman	Officer	Airman
<u>Troop Carrier Wings - Total</u>	<u>55,658</u>	<u>209,985</u>	<u>55,650</u>	<u>209,980</u>	<u>303,215</u>	<u>873,140</u>	<u>4,076</u>	<u>1,676</u>
First Quarter	12,791	46,770	12,791	46,765	69,254	197,910	862	324
Second Quarter	14,008	51,785	14,000	51,785	77,496	211,854	953	419
Third Quarter	14,396	54,823	14,396	54,823	79,098	226,526	1,182	457
Fourth Quarter	14,463	56,607	14,463	56,607	77,367	236,850	1,079	476
<u>Navigation Training Squadron - Total</u>	<u>5,871</u>	-	<u>5,870</u>	-	<u>23,701</u>	-	<u>414</u>	-
First Quarter	1,548	-	1,548	-	6,206	-	81	-
Second Quarter	1,489	-	1,489	-	6,071	-	155	-
Third Quarter	1,443	-	1,443	-	5,745	-	79	-
Fourth Quarter	1,391	-	1,390	-	5,679	-	99	-
<u>MOARS Selective Service Squadron - Total</u>	<u>2,454</u>	-	<u>2,451</u>	-	<u>9,731</u>	-	<u>277</u>	-
First Quarter	612	-	612	-	2,502	-	2	-
Second Quarter	613	-	610	-	2,359	-	164	-
Third Quarter	618	-	618	-	2,498	-	2	-
Fourth Quarter	611	-	611	-	2,372	-	109	-
<u>MOARS JPT-CONAC Regions and Sectors - Total</u>	<u>5,225</u>	<u>3,813</u>	<u>5,195</u>	<u>3,808</u>	<u>20,861</u>	<u>14,172</u>	<u>1,448</u>	<u>265</u>
First Quarter	1,289	847	1,268	846	5,094	3,135	280	48
Second Quarter	1,328	953	1,324	950	5,286	3,516	437	90
Third Quarter	1,320	983	1,320	983	5,329	3,744	326	50
Fourth Quarter	1,288	1,030	1,283	1,029	5,152	3,777	405	77
<u>MOARS (JPT) Flying Duty - Total</u>	<u>2,544</u>	<u>47</u>	<u>2,510</u>	<u>47</u>	<u>11,162</u>	<u>188</u>	<u>1,770</u>	<u>10</u>
First Quarter	644	15	640	15	2,718	71	258	-
Second Quarter	636	10	623	10	2,880	40	593	8
Third Quarter	649	13	649	13	3,012	43	328	-
Fourth Quarter	615	9	598	9	2,552	34	591	2
<u>Air Base Units (BB) - Total</u>	<u>915</u>	<u>1,550</u>	<u>866</u>	<u>1,549</u>	<u>1,896</u>	<u>3,418</u>	<u>2,155</u>	<u>286</u>
First Quarter	215	332	166	332	496	984	336	19
Second Quarter	238	443	238	443	476	886	757	124
Third Quarter	235	407	235	407	470	814	519	72
Fourth Quarter	227	368	227	367	454	734	543	71
<u>Air Postal Groups - Total</u>	<u>124</u>	<u>160</u>	<u>124</u>	<u>160</u>	<u>509</u>	<u>615</u>	<u>17</u>	-
First Quarter	-	-	-	-	-	-	-	-
Second Quarter	26	28	26	28	118	108	2	-
Third Quarter	42	47	42	47	168	179	7	-
Fourth Quarter	56	85	56	85	223	328	8	-
<u>Evacuation Squadrons - Total</u>	<u>42</u>	<u>78</u>	<u>41</u>	<u>77</u>	<u>88</u>	<u>172</u>	<u>79</u>	<u>4</u>
First Quarter	12	17	12	17	36	52	7	-
Second Quarter	10	18	10	18	18	36	24	2
Third Quarter	10	21	9	21	16	42	23	-
Fourth Quarter	10	22	10	21	18	42	25	2
<u>Radiological Survey Squadrons - Total</u>	<u>34</u>	<u>35</u>	<u>34</u>	<u>35</u>	<u>74</u>	<u>76</u>	<u>62</u>	<u>2</u>
First Quarter	8	6	8	6	22	18	3	-
Second Quarter	11	12	11	12	22	24	25	2
Third Quarter	9	8	9	8	18	16	21	-
Fourth Quarter	6	9	6	9	12	18	13	-

TABLE 192 - AF RESERVE INACTIVE DUTY TRAINING, BY PROGRAM ELEMENT, WORLD-WIDE, BY QUARTER -
FY 1964 (CONTINUED)

DURING PERIOD	PARTICIPANTS				MAN TRAINING PERIODS			
	Total		For Pay		Paid		Non Paid	
	Officer	Airman	Officer	Airman	Officer	Airman	Officer	Airman
<u>Recovery Units - (HB) - Total</u>	48,579	134,668	47,931	133,376	98,160	269,126	109,022	128,837
First Quarter	11,887	29,863	11,453	29,395	24,796	62,568	23,562	26,990
Second Quarter	12,610	33,889	12,501	33,610	25,251	66,991	28,559	33,509
Third Quarter	12,339	35,799	12,274	35,544	24,703	70,608	29,489	35,400
Fourth Quarter	11,743	35,117	11,703	34,827	23,410	68,959	27,412	32,938
<u>MOARS (JPT-Non Flying Duty) - Total</u>	18,794	9,160	18,397	9,103	47,614	20,688	8,145	1,776
First Quarter	4,211	2,139	4,149	2,136	9,924	4,781	1,700	335
Second Quarter	4,813	2,284	4,701	2,270	12,219	5,320	2,281	487
Third Quarter	4,680	2,431	4,605	2,417	12,198	5,455	1,303	390
Fourth Quarter	5,090	2,306	4,942	2,280	13,273	5,132	2,861	564
<u>MOARS (JPT-15 Days Active Duty Only)-Total</u>	12,390	252	-	-	-	-	36,536	857
First Quarter	2,581	26	-	-	-	-	6,584	139
Second Quarter	3,208	57	-	-	-	-	9,747	232
Third Quarter	3,398	93	-	-	-	-	9,939	252
Fourth Quarter	3,203	76	-	-	-	-	10,266	234
<u>MOARS (JPT-30 Days Active Duty Only)-Total</u>	127	18	-	-	-	-	404	56
First Quarter	33	2	-	-	-	-	109	10
Second Quarter	20	4	-	-	-	-	57	12
Third Quarter	29	4	-	-	-	-	113	6
Fourth Quarter	45	8	-	-	-	-	125	28
<u>MOARS (CONAC) Trainee Part III (HD)-Total</u>	135,226	5,946	-	-	-	-	390,689	16,493
First Quarter	19,511	997	-	-	-	-	46,810	2,313
Second Quarter	39,731	1,816	-	-	-	-	113,208	5,016
Third Quarter	39,598	1,647	-	-	-	-	124,076	4,818
Fourth Quarter	36,386	1,486	-	-	-	-	106,595	4,346
<u>MOARS (CONAC) Trainee Part III (DD)-Total</u>	5,209	6	-	-	-	-	34,848	11
First Quarter	1,164	6	-	-	-	-	4,844	11
Second Quarter	562	-	-	-	-	-	3,349	-
Third Quarter	2,061	-	-	-	-	-	14,044	-
Fourth Quarter	1,422	-	-	-	-	-	12,611	-
<u>Non-Affiliated Reserve Section - Total</u>	22,523	-	-	-	-	-	55,830	-
First Quarter	6,153	-	-	-	-	-	14,471	-
Second Quarter	4,801	-	-	-	-	-	12,543	-
Third Quarter	5,743	-	-	-	-	-	13,944	-
Fourth Quarter	5,826	-	-	-	-	-	14,872	-
<u>Medical Service Units - Total</u>	814	2,394	814	2,394	3,069	8,431	9	7
First Quarter	-	-	-	-	-	-	-	-
Second Quarter	-	-	-	-	-	-	-	-
Third Quarter	56	149	56	149	211	528	1	-
Fourth Quarter	758	2,245	758	2,245	2,858	7,903	8	7

Source: Data Applications Division, Data Services Center, Comptroller of the Air Force

TABLE 193 - AF RESERVE ACTIVE DUTY TRAINING BY PROGRAM ELEMENT, WORLD-WIDE, BY QUARTER - FY 1964

(For meaning of abbreviations in stub see "Introduction and Definitions" preceding this area.)

PROGRAM ELEMENT AND DATE	SHORT TOURS				SCHOOL TOURS				SPECIAL TOURS			
	Number Completing		Training Days		Number Completing		Training Days		Number Completing		Training Days	
	Officer	Airman	Officer	Airman	Officer	Airman	Officer	Airman	Officer	Airman	Officer	Airman
<u>TOTAL</u>	<u>19,003</u>	<u>34,554</u>	<u>280,199</u>	<u>510,481</u>	<u>3,511</u>	<u>696</u>	<u>30,400</u>	<u>10,303</u>	<u>14,511</u>	<u>10,388</u>	<u>52,154</u>	<u>36,308</u>
FIRST QUARTER - TOTAL	11,521	26,278	174,234	393,224	577	133	6,072	2,735	3,664	2,693	15,597	10,045
SECOND QUARTER - TOTAL	2,132	1,733	26,781	17,670	904	184	6,999	2,413	3,217	2,230	12,220	7,658
THIRD QUARTER - TOTAL	1,513	376	23,365	6,155	854	124	8,046	2,279	2,969	2,237	9,950	7,786
FOURTH QUARTER - TOTAL	3,837	6,167	55,819	93,432	1,176	255	9,283	2,876	4,661	3,228	14,387	10,819
<u>Aerial Port Squadrons - Total</u>	<u>4</u>	<u>123</u>	<u>60</u>	<u>1,845</u>	<u>1</u>	<u>2</u>	<u>27</u>	<u>223</u>	<u>68</u>	<u>595</u>	<u>167</u>	<u>1,813</u>
First Quarter	4	123	60	1,845	1	2	27	139	20	184	52	661
Second Quarter	-	-	-	-	-	3	-	84	40	356	103	1,002
Third Quarter	-	-	-	-	-	-	-	-	8	55	12	150
Fourth Quarter	-	-	-	-	-	-	-	-	-	-	-	-
<u>Air Rescue Squadrons - Total</u>	<u>115</u>	<u>325</u>	<u>1,710</u>	<u>5,144</u>	<u>19</u>	<u>35</u>	<u>462</u>	<u>989</u>	<u>446</u>	<u>432</u>	<u>1,308</u>	<u>1,321</u>
First Quarter	93	264	1,380	3,929	3	10	81	320	115	101	345	341
Second Quarter	-	-	-	300	4	10	19	266	100	112	264	264
Third Quarter	22	61	330	915	3	7	54	250	95	92	327	347
Fourth Quarter	-	-	-	-	9	8	308	153	136	127	372	369
<u>Air Terminal Squadrons - Total</u>	<u>79</u>	<u>710</u>	<u>1,185</u>	<u>10,314</u>	<u>9</u>	<u>2</u>	<u>80</u>	<u>15</u>	<u>163</u>	<u>229</u>	<u>236</u>	<u>529</u>
First Quarter	72	650	1,150	10,314	3	-	29	-	55	82	90	243
Second Quarter	7	60	35	-	-	-	-	-	42	51	54	78
Third Quarter	-	-	-	-	1	-	7	-	31	53	40	113
Fourth Quarter	-	-	-	-	5	9	44	15	35	43	52	95
<u>Mobile Communications Squadrons - Total</u>	<u>63</u>	<u>778</u>	<u>945</u>	<u>11,664</u>	<u>2</u>	<u>2</u>	<u>216</u>	<u>82</u>	<u>355</u>	<u>725</u>	<u>784</u>	<u>1,839</u>
First Quarter	63	778	945	11,664	-	-	92	-	86	208	157	499
Second Quarter	-	-	-	-	1	-	17	-	73	172	127	358
Third Quarter	-	-	-	-	-	-	86	-	99	177	217	456
Fourth Quarter	-	-	-	-	1	2	21	82	97	168	283	526
<u>-USAF Hospitals - Total</u>	<u>413</u>	<u>2,029</u>	<u>6,175</u>	<u>30,385</u>	<u>67</u>	<u>4</u>	<u>838</u>	<u>260</u>	<u>163</u>	<u>146</u>	<u>285</u>	<u>576</u>
First Quarter	413	2,029	6,175	30,385	9	1	113	44	54	77	93	200
Second Quarter	-	-	-	-	15	1	159	79	20	32	40	121
Third Quarter	-	-	-	-	26	1	306	91	16	17	35	171
Fourth Quarter	-	-	-	-	17	1	260	46	73	20	117	84

TABLE 193 - AF RESERVE ACTIVE DUTY TRAINING BY PROGRAM ELEMENT, WORLD-WIDE, BY QUARTER - FY 1964 (CONTINUED)

PROGRAM ELEMENT AND DATE	SHORT TOURS				SCHOOL TOURS				SPECIAL TOURS			
	Number Completing		Training Days		Number Completing		Training Days		Number Completing		Training Days	
	Officer	Airman	Officer	Airman	Officer	Airman	Officer	Airman	Officer	Airman	Officer	Airman
<u>Censorship Squadron - Total</u>	160	13	2,398	195	7	-	26	-	28	2	96	41
First Quarter	159	13	2,383	195	-	-	-	-	8	2	16	4
Second Quarter	-	-	-	-	-	-	-	-	5	-	20	-
Third Quarter	-	-	-	-	6	-	13	-	5	-	20	-
Fourth Quarter	1	-	15	-	1	-	13	-	10	-	40	-
<u>Aero-Medical Evacuation Units - Total</u>	183	699	2,743	10,368	81	10	2,668	461	311	379	880	1,362
First Quarter	183	699	2,743	10,368	18	3	432	204	79	135	201	414
Second Quarter	-	-	-	-	19	5	557	172	61	71	168	244
Third Quarter	-	-	-	-	25	1	992	73	42	86	132	275
Fourth Quarter	-	-	-	-	19	1	687	12	129	87	379	429
<u>Casualty Staging Groups - Total</u>	138	908	2,065	13,486	26	3	198	141	143	141	256	344
First Quarter	138	908	2,065	13,486	-	1	-	24	49	62	100	159
Second Quarter	-	-	-	-	2	2	14	10	38	42	45	87
Third Quarter	-	-	-	-	13	-	65	32	21	25	64	78
Fourth Quarter	-	-	-	-	11	-	119	75	35	12	47	20
<u>Troop Carrier Wings - Total</u>	4,030	16,137	55,040	232,837	2,326	572	12,688	7,285	8,867	6,485	36,292	23,795
First Quarter	2,395	9,583	35,691	142,275	391	103	2,613	1,781	2,140	1,280	10,615	5,971
Second Quarter	377	1,331	573	11,945	584	149	2,883	1,619	2,024	1,273	9,003	4,669
Third Quarter	7	6	105	94	544	105	3,216	1,651	1,751	1,624	6,603	5,182
Fourth Quarter	1,251	5,217	18,671	78,523	807	215	3,976	2,234	2,952	2,308	10,071	7,973
<u>Navigation Training Units - Total</u>	492	-	7,317	-	5	-	299	-	769	-	2,523	-
First Quarter	144	-	2,247	-	4	-	84	-	207	-	747	-
Second Quarter	96	-	1,386	-	1	-	25	-	171	-	542	-
Third Quarter	106	-	1,705	-	-	-	190	-	181	-	539	-
Fourth Quarter	146	-	1,979	-	-	-	-	-	210	-	695	-
<u>MOARS Selective Service Squadrons - Total</u>	193	-	2,671	-	3	-	8	-	-	-	-	-
First Quarter	68	-	1,020	-	-	-	-	-	-	-	-	-
Second Quarter	13	-	195	-	-	-	-	-	-	-	-	-
Third Quarter	48	-	623	-	1	-	-	-	-	-	-	-
Fourth Quarter	64	-	833	-	2	-	8	-	-	-	-	-

TABLE 193 -- AF RESERVE ACTIVE DUTY TRAINING BY PROGRAM ELEMENT, WORLD-WIDE, BY QUARTER -- FY 1964 (CONTINUED)

767-257 O - 65 - 26

PROGRAM ELEMENT AND DATE	SHORT TOURS				SCHOOL TOURS				SPECIAL TOURS			
	Number Completing		Training Days		Number Completing		Training Days		Number Completing		Training Days	
	Officer	Airman	Officer	Airman	Officer	Airman	Officer	Airman	Officer	Airman	Officer	Airman
<u>MOARS JPT COMAC Regions and Sectors - Total . . .</u>	<u>415</u>	<u>291</u>	<u>6,165</u>	<u>4,328</u>	<u>65</u>	<u>2</u>	<u>694</u>	<u>108</u>	<u>1,848</u>	<u>262</u>	<u>4,511</u>	<u>740</u>
First Quarter	170	113	2,577	1,698	10	1	131	47	446	80	1,171	228
Second Quarter	49	39	827	619	12	-	147	-	503	66	1,122	213
Third Quarter	85	49	1,221	713	13	1	33	61	421	55	1,011	144
Fourth Quarter	111	90	1,540	1,298	30	-	383	-	478	61	1,207	155
<u>MOARS JPT Flying Duty - Total</u>	<u>284</u>	<u>7</u>	<u>4,256</u>	<u>105</u>	<u>11</u>	<u>-</u>	<u>121</u>	<u>-</u>	<u>32</u>	<u>-</u>	<u>221</u>	<u>-</u>
First Quarter	77	3	1,199	48	1	-	16	-	3	-	51	-
Second Quarter	58	1	836	12	-	-	-	-	6	-	86	-
Third Quarter	51	2	818	30	5	-	57	-	14	-	55	-
Fourth Quarter	98	1	1,403	15	5	-	48	-	9	-	29	-
<u>Air Base Units (BB) - Total</u>	<u>81</u>	<u>184</u>	<u>1,215</u>	<u>2,760</u>	<u>-</u>	<u>-</u>	<u>-</u>	<u>-</u>	<u>-</u>	<u>3</u>	<u>-</u>	<u>15</u>
First Quarter	81	184	1,215	2,760	-	-	-	-	-	-	-	-
Second Quarter	-	-	-	-	-	-	-	-	-	-	-	-
Third Quarter	-	-	-	-	-	-	-	-	-	-	-	-
Fourth Quarter	-	-	-	-	-	-	-	-	-	3	-	15
<u>Air Postal Groups - Total</u>	<u>4</u>	<u>-</u>	<u>60</u>	<u>-</u>	<u>1</u>	<u>1</u>	<u>-</u>	<u>7</u>	<u>43</u>	<u>37</u>	<u>105</u>	<u>64</u>
First Quarter	-	-	-	-	-	-	-	-	-	-	-	-
Second Quarter	2	-	30	-	-	-	-	-	7	6	10	18
Third Quarter	2	-	30	-	1	1	-	7	22	13	76	23
Fourth Quarter	-	-	-	-	-	-	-	-	14	18	19	23
<u>Evacuation Squadrons (BB) - Total</u>	<u>6</u>	<u>8</u>	<u>90</u>	<u>120</u>	<u>-</u>	<u>-</u>	<u>-</u>	<u>-</u>	<u>-</u>	<u>-</u>	<u>-</u>	<u>-</u>
First Quarter	6	8	90	120	-	-	-	-	-	-	-	-
Second Quarter	-	-	-	-	-	-	-	-	-	-	-	-
Third Quarter	-	-	-	-	-	-	-	-	-	-	-	-
Fourth Quarter	-	-	-	-	-	-	-	-	-	-	-	-
<u>Radiological Survey Squadrons (BB) - Total</u>	<u>2</u>	<u>3</u>	<u>75</u>	<u>45</u>	<u>-</u>	<u>-</u>	<u>-</u>	<u>-</u>	<u>-</u>	<u>-</u>	<u>-</u>	<u>-</u>
First Quarter	5	3	75	45	-	-	-	-	-	-	-	-
Second Quarter	-	-	-	-	-	-	-	-	-	-	-	-
Third Quarter	-	-	-	-	-	-	-	-	-	-	-	-
Fourth Quarter	-	-	-	-	-	-	-	-	-	-	-	-

Source: Data Applications Division, Data Service Center, Comptroller of the Air Force.

TABLE 194 - AF RESERVE OFFICER AND AIRMAN GAINS AND LOSSES, WORLD-WIDE, BY QUARTER - FY 1964

GAINS AND LOSSES	TOTAL	FIRST QUARTER	SECOND QUARTER	THIRD QUARTER	FOURTH QUARTER
OFFICERS					
<u>GAIN - TOTAL</u>	<u>17,308</u>	<u>6,285</u>	<u>3,459</u>	<u>3,130</u>	<u>4,434</u>
Direct Appointments	3,878	1,270	628	822	1,158
Reappointments	8	3	-	1	4
Commissioned from AFROTC	2,697	973	71	749	904
Commissioned from Warrant Officer or Airman	91	55	10	5	21
Transfer from Extended Active Duty without Obligation	1,871	983	368	203	317
Transfer from Extended Active Duty with Obligation	2,690	1,362	505	352	471
Placement on Retired Reserve List	4,707	1,275	1,556	625	1,251
Transfer from Air National Guard	1,117	281	261	305	270
Errors	194	63	40	60	31
Transfer from USAF Temporary Disability Retired List	-	-	-	-	-
Transfer from Other Services	55	20	20	8	7
<u>LOSS - TOTAL</u>	<u>12,925</u>	<u>5,949</u>	<u>2,119</u>	<u>2,706</u>	<u>2,151</u>
Resignation for Other than Cause	1,547	447	429	336	335
Termination of Commission for Cause	2,845	1,029	708	622	486
Ordered to Extended Active Duty	6,751	3,952	534	1,351	914
Transfer to Air National Guard	806	309	232	163	102
Loss to Reserve Retired	2	-	-	-	2
Recession/Revocation or Orders	-	-	-	-	-
Deceased	462	98	100	142	122
Reported in Error as Gain	512	114	116	92	190
<u>NET GAIN OR LOSS</u>	<u>+4,383</u>	<u>+336</u>	<u>+1,340</u>	<u>+424</u>	<u>+2,283</u>
AIRMEN					
<u>GAIN - TOTAL</u>	<u>83,070</u>	<u>19,617</u>	<u>21,632</u>	<u>20,654</u>	<u>21,167</u>
Transfer from Extended Active Duty without Obligation	177	84	21	19	53
Transfer from Extended Active Duty with Obligation	57,131	13,422	14,636	14,210	14,863
Placement on Retired Reserve List	8	4	2	2	-
Transferred from Other Services	1,129	232	278	320	299
<u>From Civil Life</u>	<u>7,755</u>	<u>2,044</u>	<u>2,096</u>	<u>2,246</u>	<u>1,369</u>
Non Prior Service - Under 26	3,635	890	1,037	1,154	554
Non Prior Service - 26 and Over	-	-	-	-	-
Enlisted after More than 30 Days Separation from AFR	490	204	133	100	53
Prior Active Military Service (AMS) - more than 30 Days	1,207	276	341	281	309
Within 30 Days after Discharge	2,122	674	482	604	362
Try-one Enlistments	301	-	103	107	91
Retired Regular AF Airman Transferred to AFR to Complete 30 Years	12,172	2,748	3,431	2,549	3,444
Transfer from Air National Guard	3,477	655	906	1,041	875
Errors	1,205	426	260	259	260
Transfer from USAF Temporary Disability Retired List	16	2	2	8	4
<u>LOSS - TOTAL</u>	<u>57,563</u>	<u>24,122</u>	<u>10,698</u>	<u>12,249</u>	<u>10,494</u>
Discharge Expiration Term of Service (ETS) or Obligation	50,552	22,018	9,137	10,497	8,900
Discharge Other than ETS or Obligation	1,818	460	371	539	448
Discharge Non Prior Service Under 26	95	71	1	10	13
Ordered to Extended Active Duty	284	146	43	53	42
Enlisted in Regular Establishment - No Prior Service Under 26	18	9	2	4	3
Enlisted Regular Establishment - All Others	1,013	259	325	289	140
Transfer to Air National Guard	1,059	387	247	201	224
Loss to Reserve Retired	-	-	-	-	-
Commissioned from Reserve Enlisted Status	89	55	10	5	19
Deceased	322	68	77	94	83
Reported in Error as Gain	2,313	649	485	557	622
<u>NET GAIN OR LOSS</u>	<u>+25,507</u>	<u>-4,505</u>	<u>+10,934</u>	<u>+8,405</u>	<u>+10,673</u>

Source: Data Applications Division, Data Services Center, Comptroller of the Air Force

TABLE 195 - FUNCTIONAL DISTRIBUTION OF AIR FORCE RESERVE AIRCRAFT BY MISSION AND DESIGN - 30 JUN 1964 AND HOURS FLOWN BY MISSION AND DESIGN, CONTINENTAL US - DURING FY 1964

(See definitions for changes in title and stub terminology over FY 1963 table)

MISSION AND DESIGN	FLYING HOUR TOTAL	AIRCRAFT TOTAL	ACTIVE AIRCRAFT			INACTIVE AIR-CRAFT
			Total	Operating	Non-Operating	
<u>TOTAL</u>	<u>202,210</u>	<u>722</u>	<u>719</u>	<u>659</u>	<u>60</u>	<u>3</u>
<u>SEARCH AND RESCUE - TOTAL</u>	<u>7,792</u>	<u>20</u>	<u>20</u>	<u>18</u>	<u>2</u>	-
HU-16B	7,792	20	20	18	2	-
<u>CARGO - TOTAL</u>	<u>182,304</u>	<u>664</u>	<u>664</u>	<u>606</u>	<u>58</u>	-
C-47	-	1	1	1	-	-
C-119	155,915	602	602	547	55	-
C-123	13,218	41	41	40	1	-
C-124	13,171	20	20	18	2	-
<u>TRAINER - TOTAL</u>	<u>12,114</u>	<u>35</u>	<u>32</u>	<u>32</u>	-	<u>3</u>
T-34A	-	3	-	-	-	3
T-38A	-	1	1	1	-	-
T-39A	-	1	1	1	-	-
TC-47D	12,114	30	30	30	-	-
<u>UTILITY - TOTAL</u>	-	<u>3</u>	<u>3</u>	<u>3</u>	-	-
U-3A	-	3	3	3	-	-

Source: Data Applications Division, Data Services Center, Comptroller of the Air Force

TABLE 196 - AGE (IN MONTHS) DISTRIBUTION OF AIR FORCE RESERVE AIRCRAFT BY MISSION, DESIGN, AND SELECTED SERIES, CONTINENTAL US - 30 JUN 1964

(See definitions for changes in title and stub terminology over FY 1963 table)

MISSION AND DESIGN	AV-ERAGE AGE IN MONTHS	AIR-CRAFT TOTAL	AIRCRAFT BY AGE (IN MONTHS)									
			0 thru 12	13 thru 24	25 thru 36	37 thru 48	49 thru 60	61 thru 72	73 thru 84	85 thru 96	97 thru 108	109 and older
<u>TOTAL</u>	<u>139.6</u>	<u>722</u>	<u>2</u>	-	-	-	-	<u>2</u>	-	<u>2</u>	<u>50</u>	<u>666</u>
<u>SEARCH AND RESCUE - TOTAL</u>	<u>141.3</u>	<u>20</u>	-	-	-	-	-	-	-	-	-	<u>20</u>
HU-16B	141.3	20	-	-	-	-	-	-	-	-	-	20
<u>CARGO - TOTAL</u>	<u>136.3</u>	<u>664</u>	-	-	-	-	-	-	-	<u>1</u>	<u>50</u>	<u>613</u>
C-47D	-	1	-	-	-	-	-	-	-	-	-	1
C-119C	-	233	-	-	-	-	-	-	-	-	-	233
C-119G	-	368	-	-	-	-	-	-	-	-	10	358
C-119J	-	1	-	-	-	-	-	-	-	-	-	1
C-123B	-	41	-	-	-	-	-	-	-	1	40	-
C-124A	-	9	-	-	-	-	-	-	-	-	-	9
C-124C	-	11	-	-	-	-	-	-	-	-	-	11
<u>TRAINER - TOTAL</u>	<u>209.7</u>	<u>35</u>	<u>2</u>	-	-	-	-	-	-	-	-	<u>33</u>
T-34A	-	3	-	-	-	-	-	-	-	-	-	3
T-38A	-	1	1	-	-	-	-	-	-	-	-	-
T-39A	-	1	1	-	-	-	-	-	-	-	-	-
TC-47D	-	30	-	-	-	-	-	-	-	-	-	30
<u>UTILITY - TOTAL</u>	<u>73.3</u>	<u>3</u>	-	-	-	-	-	<u>2</u>	-	<u>1</u>	-	-
U-3A	73.3	3	-	-	-	-	-	2	-	1	-	-

Source: Data Applications Division, Data Services Center, Comptroller of the Air Force

TABLE 197 - AIR NATIONAL GUARD OFFICERS BY GRADE, BY YEAR OF BIRTH, UNITED STATES, AND POSSESSION OF PUERTO RICO - 30 JUN 1964

YEAR OF BIRTH	TOTAL	GENERAL	COLONEL	LIEUTENANT COLONEL	MAJOR	CAPTAIN	FIRST LIEUTENANT	SECOND LIEUTENANT	WARRANT OFFICER
<u>TOTAL</u>	<u>9,843</u>	<u>60</u>	<u>158</u>	<u>801</u>	<u>2,338</u>	<u>3,766</u>	<u>1,055</u>	<u>1,402</u>	<u>263</u>
1902	1	-	-	-	-	-	-	-	1
1903	-	-	-	-	-	-	-	-	-
1904	3	-	1	1	-	-	-	-	1
1905	4	-	-	3	-	-	-	-	1
1906	5	-	3	1	-	-	-	-	1
1907	15	3	5	6	-	-	-	-	1
1908	17	2	5	8	-	-	-	-	2
1909	14	2	5	4	1	-	-	-	2
1910	18	1	5	8	-	-	-	-	4
1911	25	2	5	11	2	-	-	-	5
1912	27	1	7	11	3	-	-	-	5
1913	18	1	4	8	3	-	-	-	2
1914	39	-	6	19	3	-	-	-	11
1915	71	3	11	37	13	-	-	-	7
1916	131	6	16	52	44	2	-	-	11
1917	153	6	10	63	55	4	-	-	15
1918	239	15	16	77	101	5	-	-	25
1919	273	5	15	98	121	9	-	-	25
1920	299	6	12	87	156	16	-	-	22
1921	396	4	19	82	238	31	-	-	22
1922	420	-	4	84	249	65	-	-	18
1923	416	1	6	77	253	66	-	-	13
1924	417	2	3	43	268	89	-	-	12
1925	294	-	-	17	171	95	-	-	11
1926	181	-	-	-	76	95	3	-	7
1927	207	-	-	-	80	118	3	-	6
1928	385	-	-	-	150	216	16	-	3
1929	433	-	-	-	127	273	23	-	10
1930	551	-	-	-	114	365	63	-	9
1931	503	-	-	-	54	393	50	1	5
1932	570	-	-	-	38	475	53	-	4
1933	561	-	-	-	7	470	75	8	1
1934	596	-	-	-	1	443	92	59	1
1935	576	-	-	-	-	303	149	123	-
1936	533	-	-	-	-	146	196	191	-
1937	445	-	-	-	-	41	163	241	-
1938	308	-	-	-	-	8	96	204	-
1939	227	-	-	-	-	3	53	171	-
1940	209	-	-	-	-	-	10	199	-
1941	129	-	-	-	-	2	2	125	-
1942	50	-	-	-	1	-	-	49	-
1943	21	-	-	-	-	-	-	21	-
1944	2	-	-	-	-	-	-	2	-
Unknown and other years.	61	-	-	4	8	33	8	8	-

Source: Data Applications Division, Data Services Center, Comptroller of the Air Force

TABLE 198 - AIR NATIONAL GUARD AIRMEN BY GRADE, BY YEAR OF BIRTH, UNITED STATES AND POSSESSION OF PUERTO RICO - 30 JUN 1964

YEAR OF BIRTH	TOTAL	CHIEF MASTER SERGEANT	SENIOR MASTER SERGEANT	MASTER SERGEANT	TECHNICAL SERGEANT*	STAFF SERGEANT	AIRMAN FIRST CLASS	AIRMAN SECOND CLASS	AIRMAN THIRD CLASS	AIRMAN BASIC
<u>TOTAL</u> . . .	<u>63,374</u>	<u>566</u>	<u>1,182</u>	<u>4,570</u>	<u>5,174</u>	<u>10,915</u>	<u>10,610</u>	<u>16,718</u>	<u>9,079</u>	<u>4,560</u>
1901	2	-	-	2	-	-	-	-	-	-
1902	3	1	-	1	1	-	-	-	-	-
1903	4	2	-	1	-	1	-	-	-	-
1904	8	3	-	3	2	-	-	-	-	-
1905	7	-	-	5	-	2	-	-	-	-
1906	13	-	2	6	4	1	-	-	-	-
1907	24	2	4	13	4	-	1	-	-	-
1908	24	1	3	12	4	4	-	-	-	-
1909	33	2	3	13	9	4	2	-	-	-
1910	35	-	4	16	6	8	-	1	-	-
1911	62	5	6	30	9	11	1	-	-	-
1912	83	7	9	35	13	17	2	-	-	-
1913	85	12	14	29	18	12	-	-	-	-
1914	143	10	18	62	24	28	1	-	-	-
1915	173	15	27	69	34	24	3	1	-	-
1916	180	21	19	62	37	34	6	1	-	-
1917	254	20	46	108	35	38	4	3	-	-
1918	343	30	58	115	77	50	11	1	-	1
1919	432	48	71	150	79	67	15	2	-	-
1920	501	62	70	181	79	86	19	4	-	-
1921	515	45	62	178	101	95	26	7	1	-
1922	534	40	66	196	101	101	24	6	-	-
1923	567	48	61	170	109	136	31	11	1	-
1924	546	33	59	186	129	104	23	11	1	-
1925	456	14	46	137	91	123	28	14	2	1
1926	507	24	40	147	124	105	52	13	2	-
1927	554	15	49	148	128	153	45	16	-	-
1928	833	22	67	251	217	200	60	14	2	-
1929	1,073	30	82	314	286	270	73	16	2	-
1930	1,273	19	84	405	348	321	66	26	4	-
1931	1,415	17	76	377	415	409	101	19	1	-
1932	1,256	11	54	269	350	403	139	28	1	1
1933	1,102	3	17	187	288	419	143	42	3	-
1934	1,583	-	18	184	408	639	232	88	11	3
1935	2,519	-	14	211	470	1,058	480	264	22	-
1936	4,471	-	7	137	452	1,595	1,194	983	102	1
1937	5,991	-	1	66	327	1,542	1,947	1,811	283	14
1938	6,047	-	-	29	213	1,110	1,862	2,224	562	47
1939	6,387	-	-	2	83	771	1,421	2,895	1,092	123
1940	7,674	-	1	1	19	512	1,082	3,400	2,269	390
1941	5,665	1	1	-	2	255	784	2,073	1,807	742
1942	4,457	1	1	1	-	75	480	1,403	1,339	1,157
1943	3,040	2	2	1	-	10	152	818	766	1,289
1944	1,366	-	3	-	-	2	17	404	442	498
1945	581	-	2	1	4	-	1	91	280	202
1946	153	-	-	1	-	1	-	14	46	91
Unknown and other years.	400	-	15	58	74	119	82	14	38	-

Source: Data Applications Division, Data Services Center, Comptroller of the Air Force

TABLE 199 AUTHORIZED AND ASSIGNED AIR NATIONAL GUARD PERSONNEL IN FEDERALLY RECOGNIZED UNITS BY STATE AND THE US POSSESSION OF PUERTO RICO - 30 JUN 1964

STATES AND US POSSESSIONS	FEDERALLY RECOGNIZED UNITS	AUTHORIZED STRENGTH				ASSIGNED STRENGTH			
		Total	Officer	Warrant Officer	Airman	Total	Officer	Warrant Officer	Airman
TOTAL	705	95,995	13,550	20	82,425	73,217	9,280	263	63,374
UNITED STATES - TOTAL.	696	94,782	13,408	20	81,354	72,143	9,477	262	62,404
Alabama	17	2,474	303	-	2,171	1,940	227	9	1,704
Alaska	2	295	53	-	242	260	32	-	228
Arizona	13	1,958	288	-	1,670	1,457	188	4	1,265
Arkansas	14	1,731	249	-	1,482	1,378	180	4	1,194
California	41	5,714	757	-	4,957	4,424	538	20	3,866
Colorado	10	1,214	182	1	1,031	927	119	10	798
Connecticut	8	1,380	151	-	1,229	933	109	5	819
Delaware	7	995	181	-	814	745	113	2	630
District of Columbia	9	1,048	152	2	894	855	108	5	742
Florida	7	1,043	108	-	935	812	86	4	722
Georgia	20	3,168	482	-	2,686	2,556	327	11	2,218
Hawaii	10	1,394	166	-	1,228	1,232	133	2	1,097
Idaho	7	932	107	-	825	785	83	3	699
Illinois	20	2,649	389	-	2,260	2,086	257	6	1,823
Indiana	15	1,567	257	-	1,310	1,234	192	1	1,041
Iowa	14	2,217	318	-	1,899	1,638	240	9	1,389
Kansas	12	1,498	228	1	1,269	1,091	159	3	929
Kentucky	8	800	141	1	658	745	114	1	630
Louisiana	10	1,275	125	-	1,150	885	85	3	797
Maine	10	1,425	189	-	1,236	1,032	132	-	900
Maryland	12	1,399	230	1	1,168	1,089	174	1	914
Massachusetts	19	2,359	331	2	2,026	1,883	250	14	1,619
Michigan	19	2,295	361	2	1,932	1,774	257	3	1,514
Minnesota	16	2,216	359	1	1,856	1,644	244	2	1,398
Mississippi	14	1,929	258	-	1,671	1,337	173	2	1,162
Missouri	20	2,647	403	-	2,244	2,051	284	7	1,760
Montana	7	1,029	140	-	889	738	103	1	634
Nebraska	7	915	104	-	811	713	92	1	620
Nevada	6	725	115	1	609	534	61	5	468
New Hampshire	7	983	179	1	803	688	106	-	582
New Jersey	19	2,447	358	-	2,089	1,885	246	4	1,635
New Mexico	7	972	105	1	866	646	58	-	588
New York	37	5,359	795	-	4,564	3,876	544	17	3,315
North Carolina	9	1,196	163	-	1,033	963	130	-	833
North Dakota	7	1,031	140	1	890	856	116	1	739
Ohio	32	4,307	650	-	3,657	3,184	445	5	2,734
Oklahoma	18	2,514	421	1	2,092	1,773	271	8	1,494
Oregon	10	1,481	169	1	1,311	1,132	128	13	991
Pennsylvania	33	4,496	596	-	3,900	3,468	440	14	3,014
Rhode Island	7	951	143	-	808	738	110	8	620
South Carolina	8	1,142	114	1	1,027	855	80	2	773
South Dakota	7	1,043	108	-	935	778	78	5	695
Tennessee	24	3,445	575	-	2,870	2,641	377	13	2,251
Texas	27	3,725	389	-	3,336	2,709	307	4	2,398

TABLE 199 - AUTHORIZED AND ASSIGNED AIR NATIONAL GUARD PERSONNEL IN FEDERALLY RECOGNIZED UNITS BY STATE AND THE US POSSESSION OF PUERTO RICO - 30 JUN 1964 (CONTINUED)

STATES AND US POSSESSIONS	FEDERALLY RECOGNIZED UNITS	AUTHORIZED STRENGTH				ASSIGNED STRENGTH			
		Total	Officer	Warrant Officer	Airman	Total	Officer	Warrant Officer	Airman
Utah	7	1,227	201	-	1,026	967	124	10	833
Vermont	7	1,030	141	-	889	780	112	-	668
Virginia	6	709	114	-	595	554	75	1	478
Washington	15	2,034	238	2	1,794	1,476	192	6	1,278
West Virginia	13	1,463	236	-	1,227	1,103	162	4	937
Wisconsin	15	2,180	332	-	1,848	1,771	244	7	1,520
Wyoming	7	756	114	-	642	522	72	2	448
<u>US POSSESSION - TOTAL</u>	<u>9</u>	<u>1,213</u>	<u>142</u>	<u>-</u>	<u>1,071</u>	<u>1,074</u>	<u>103</u>	<u>1</u>	<u>970</u>
Puerto Rico	9	1,213	142	-	1,071	1,074	103	1	970

Source: Data Applications Division, Data Services Center, Comptroller of the Air Force

TABLE 200 - AIR NATIONAL GUARD TRAINING BY TYPE, UNITED STATES AND POSSESSIONS, BY QUARTER - FY. 1964

TYPE OF TRAINING	NUMBER COMPLETING TRAINING				
	Total	First Quarter	Second Quarter	Third Quarter	Fourth Quarter
<u>FIELD TRAINING - TOTAL</u>	<u>106,053</u>	<u>40,606</u>	<u>43,982</u>	<u>6,415</u>	<u>15,050</u>
Officer	13,752	5,042	5,725	835	2,150
Airman	92,301	35,564	38,257	5,580	12,900
<u>NAVIGATOR TRAINING - TOTAL</u>	<u>45</u>	<u>6</u>	<u>5</u>	<u>26</u>	<u>8</u>
Officer	20	-	1	11	8
Cadet	25	6	4	15	-
<u>PILOT TRAINING - TOTAL</u>	<u>126</u>	<u>10</u>	<u>19</u>	<u>45</u>	<u>52</u>
Officer	126	10	19	45	52
Cadet	-	-	-	-	-
<u>TECHNICAL TRAINING - TOTAL</u>	<u>2,269</u>	<u>476</u>	<u>583</u>	<u>406</u>	<u>804</u>
Officer	1,179	217	265	214	483
Airman	1,090	259	318	192	321

Source: Data Applications Division, Data Services Center, Comptroller of the Air Force

TABLE 201 - FUNCTIONAL DISTRIBUTION OF AIR NATIONAL GUARD AIRCRAFT BY MISSION AND DESIGN, WORLD-WIDE - 30 JUN 1964

(IRAN - Inspection and Repair As Necessary. See definitions for changes in title and stub terminology over FY 1963 table.)

MISSION, DESIGN OF AIRCRAFT	AIR-CRAFT TOTAL	ACTIVE								INACTIVE TOTAL
		Total	Operating Active					Non-Operating Active		
			Total	Tactical and Combat Support	Training	Administrative	Special Activity and Utility Transport	Total	Maintenance, Modification and IRAN	
<u>TOTAL</u>	<u>1,810</u>	<u>1,806</u>	<u>1,482</u>	<u>1,462</u>	<u>14</u>	<u>5</u>	<u>1</u>	<u>324</u>	<u>324</u>	<u>4</u>
<u>BOMBER - TOTAL</u>	<u>2</u>	<u>2</u>	<u>2</u>	<u>2</u>	-	-	-	-	-	-
B-57	2	2	2	2	-	-	-	-	-	-
<u>TANKER - TOTAL</u>	<u>62</u>	<u>62</u>	<u>53</u>	<u>53</u>	-	-	-	<u>9</u>	<u>9</u>	-
KC-97	62	62	53	53	-	-	-	9	9	-
<u>FIGHTER - TOTAL</u>	<u>1,056</u>	<u>1,055</u>	<u>875</u>	<u>863</u>	<u>12</u>	-	-	<u>180</u>	<u>180</u>	<u>1</u>
F-84	180	180	166	166	-	-	-	14	14	-
F-86H	137	137	125	125	-	-	-	12	12	-
F-86L	87	86	80	80	-	-	-	6	6	1
F-89	253	253	176	176	-	-	-	77	77	-
F-100A	61	61	57	45	12	-	-	4	4	-
F-100C	144	144	103	103	-	-	-	41	41	-
F-100F	18	18	10	10	-	-	-	8	8	-
F-102A	157	157	141	141	-	-	-	16	16	-
JP-102A	3	3	3	3	-	-	-	-	-	-
TF-102A	15	15	13	13	-	-	-	2	2	-
F-105B	1	1	1	1	-	-	-	-	-	-
<u>RECONNAISSANCE - TOTAL</u>	<u>192</u>	<u>192</u>	<u>154</u>	<u>154</u>	-	-	-	<u>38</u>	<u>38</u>	-
RB-57	70	70	62	62	-	-	-	8	8	-
RF-84	122	122	92	92	-	-	-	30	30	-
<u>SEARCH AND RESCUE - TOTAL</u>	<u>17</u>	<u>17</u>	<u>15</u>	<u>15</u>	-	-	-	<u>2</u>	<u>2</u>	-
HU-16B	17	17	15	15	-	-	-	2	2	-

DOWNGRADED AT 3 YEAR INTERVALS;
DECLASSIFIED AFTER 12 YEARS.
DOD DIR. 5200.10

SECRET

TABLE 201 - FUNCTIONAL DISTRIBUTION OF AIR NATIONAL GUARD AIRCRAFT BY MISSION AND DESIGN, WORLD-WIDE -
30 JUN 1964 (CONTINUED)

MISSION, DESIGN OF AIRCRAFT	AIR-CRAFT TOTAL	ACTIVE								INAC-TIVE TOTAL
		Total	Operating Active					Non-Operating Active		
			Total	Tactical and Combat Support	Training	Admin- istra- tive	Special Activity and Utility Transport	Total	Mainte- nance, Modifi- cation and IRAN	
<u>CARGO - TOTAL</u>	<u>285</u>	<u>285</u>	<u>234</u>	<u>229</u>	-	<u>4</u>	<u>1</u>	<u>51</u>	<u>51</u>	-
C-47	40	40	38	38	-	-	-	2	2	-
VC-47	27	27	24	22	-	2	-	3	3	-
C-97	137	137	98	98	-	-	-	39	39	-
C-119	16	16	13	13	-	-	-	3	3	-
C-121	53	53	51	51	-	-	-	2	2	-
C-123	9	9	7	7	-	-	-	2	2	-
VB-26	2	2	2	-	-	2	-	-	-	-
VT-29	1	1	1	-	-	-	1	-	-	-
<u>TRAINER - TOTAL</u>	<u>172</u>	<u>169</u>	<u>125</u>	<u>122</u>	<u>2</u>	<u>1</u>	-	<u>44</u>	<u>44</u>	<u>3</u>
T-33	171	168	124	122	2	-	-	44	44	3
TB-26	1	1	1	-	-	1	-	-	-	-
<u>UTILITY - TOTAL</u>	<u>24</u>	<u>24</u>	<u>24</u>	<u>24</u>	-	-	-	-	-	-
U-10B	24	24	24	24	-	-	-	-	-	-

Source: Data Applications Division, Data Services Center, Comptroller of the Air Force

SECRET

DOWNGRADED AT 12 YEAR INTERVALS;
NOT AUTOMATICALLY DECLASSIFIED
DOD DIR. 5200.10

SECRET

TABLE 202 -- AGE (IN MONTHS) DISTRIBUTION OF AIR NATIONAL GUARD AIRCRAFT BY MISSION, DESIGN, AND SELECTED SERIES, WORLD-WIDE -- 30 JUN 1964

(See definitions for changes in title and stub terminology over FY 1963 table)

MISSION AND DESIGN	AV- ERAGE AGE IN MONTHS	AIR- CRAFT TOTAL	AIRCRAFT BY AGE (IN MONTHS)										
			0 thru 12	13 thru 24	25 thru 36	37 thru 48	49 thru 60	61 thru 72	73 thru 84	85 thru 96	97 thru 108	109 and Older	
<u>TOTAL</u>	<u>113.1</u>	<u>1,810</u>	<u>24</u>	-	-	-	-	-	<u>15</u>	<u>113</u>	<u>132</u>	<u>400</u>	<u>1,126</u>
<u>BOMBER - TOTAL</u>	<u>108.0</u>	<u>2</u>	-	-	-	-	-	-	-	-	-	<u>1</u>	<u>1</u>
B-57B		2	-	-	-	-	-	-	-	-	-	1	1
<u>TANKER - TOTAL</u>	<u>122.3</u>	<u>62</u>	-	-	-	-	-	-	-	-	<u>3</u>	<u>7</u>	<u>52</u>
KC-97F		1	-	-	-	-	-	-	-	-	-	7	1
KC-97G		61	-	-	-	-	-	-	-	-	3	7	51
<u>FIGHTER - TOTAL</u>	<u>106.3</u>	<u>1,056</u>	-	-	-	-	-	-	<u>14</u>	<u>105</u>	<u>71</u>	<u>263</u>	<u>603</u>
F-84F		180	-	-	-	-	-	-	-	-	<u>1</u>	<u>6</u>	<u>173</u>
F-86H		137	-	-	-	-	-	-	-	-	-	18	119
F-86L		87	-	-	-	-	-	-	-	-	-	24	63
F-89J		253	-	-	-	-	-	-	-	-	-	65	188
F-100A		61	-	-	-	-	-	-	-	-	-	4	57
F-100C		144	-	-	-	-	-	-	-	-	-	141	3
F-100F		18	-	-	-	-	-	2	14	2	-	-	-
F-102A		157	-	-	-	-	-	11	75	66	5	-	-
JF-102A		3	-	-	-	-	-	-	3	-	-	-	-
TF-102A		15	-	-	-	-	-	-	13	2	-	-	-
F-105B		1	-	-	-	-	-	1	-	-	-	-	-
<u>RECONNAISSANCE -</u>													
<u>TOTAL</u>	<u>107.6</u>	<u>192</u>	-	-	-	-	-	-	-	-	<u>51</u>	<u>35</u>	<u>106</u>
RB-57A		45	-	-	-	-	-	-	-	-	-	-	45
JRB-57A		1	-	-	-	-	-	-	-	-	-	-	1
RB-57B		16	-	-	-	-	-	-	-	-	-	1	15
RB-57C		5	-	-	-	-	-	-	-	-	-	1	4
RB-57E		3	-	-	-	-	-	-	-	-	3	-	-
RF-84F		122	-	-	-	-	-	-	-	-	48	33	41
<u>SEARCH AND RESCUE -</u>													
<u>TOTAL</u>	<u>143.0</u>	<u>17</u>	-	-	-	-	-	-	-	-	-	-	<u>17</u>
HU-16B		17	-	-	-	-	-	-	-	-	-	-	17
<u>CARGO - TOTAL</u>	<u>148.1</u>	<u>285</u>	-	-	-	-	-	-	<u>1</u>	<u>8</u>	<u>7</u>	<u>60</u>	<u>209</u>
VB-26B		2	-	-	-	-	-	-	-	-	-	-	2
C-47A		36	-	-	-	-	-	-	-	-	-	-	36
VC-47A		24	-	-	-	-	-	-	-	-	-	-	24
C-47D		4	-	-	-	-	-	-	-	-	-	-	4
VC-47D		3	-	-	-	-	-	-	-	-	-	-	3
C-97A		3	-	-	-	-	-	-	-	-	-	-	3
C-97C		1	-	-	-	-	-	-	-	-	-	-	1
C-97E		1	-	-	-	-	-	-	-	-	-	-	1
C-97G		132	-	-	-	-	-	-	-	-	7	34	91
C-119C		16	-	-	-	-	-	-	-	-	-	-	16
C-121C		26	-	-	-	-	-	-	-	-	-	25	1
C-121G		27	-	-	-	-	-	-	-	-	-	-	26
C-123J		9	-	-	-	-	-	-	1	-	-	-	1
VT-29E		1	-	-	-	-	-	-	-	8	-	1	1
<u>TRAINER - TOTAL</u>	<u>120.9</u>	<u>172</u>	-	-	-	-	-	-	-	-	-	<u>34</u>	<u>138</u>
TB-26B		1	-	-	-	-	-	-	-	-	-	-	1
T-33A		171	-	-	-	-	-	-	-	-	-	34	137
<u>UTILITY - TOTAL</u>	<u>8.5</u>	<u>24</u>	<u>24</u>	-	-	-	-	-	-	-	-	-	-
U-10B		24	24	-	-	-	-	-	-	-	-	-	-

Source: Data Applications Division, Data Services Center, Comptroller of the Air Force

SECRET

DOWNGRADED AT 3 YEAR INTERVALS;
DECLASSIFIED AFTER 12 YEARS.
DOD DIR. 5200.10

SECRET

TABLE 203 - HOURS FLOWN BY AIR NATIONAL GUARD AIRCRAFT, BY MISSION AND DESIGN AIRCRAFT, WORLD-WIDE, BY QUARTER - FY 1964

(See definitions for changes in title and stub terminology over FY 1963 table)

MISSION AND DESIGN	TOTAL	FIRST QUARTER	SECOND QUARTER	THIRD QUARTER	FOURTH QUARTER
<u>TOTAL</u>	<u>432,149</u>	<u>112,169</u>	<u>96,234</u>	<u>102,311</u>	<u>121,435</u>
<u>BOMBER - TOTAL</u>	<u>6,275</u>	<u>1,900</u>	<u>1,313</u>	<u>1,430</u>	<u>1,632</u>
B/RB-57B	6,275	1,900	1,313	1,430	1,632
<u>TANKER - TOTAL</u>	<u>22,988</u>	<u>13,363</u>	<u>4,018</u>	<u>2,401</u>	<u>3,206</u>
KC-97F	688	491	102	81	14
KC-97G	22,300	12,872	3,916	2,320	3,192
<u>FIGHTER - TOTAL</u>	<u>192,155</u>	<u>49,255</u>	<u>43,478</u>	<u>45,509</u>	<u>53,913</u>
F-105B	2	-	-	-	2
F-104A	5	5	-	-	-
F-102A	34,216	8,760	7,712	7,476	10,268
TF-102A	2,209	564	479	507	659
F-100A	14,579	3,880	3,094	3,652	3,953
F-100C	23,144	6,056	5,208	5,478	6,402
F-100F	3,580	969	945	757	909
F-89J	46,280	11,772	10,391	11,672	12,445
F-86H	27,463	7,325	6,421	6,296	7,421
F-86L	22,888	6,758	5,571	5,822	4,737
F-84F	17,789	3,166	3,657	3,849	7,117
<u>RECONNAISSANCE - TOTAL</u>	<u>34,736</u>	<u>9,606</u>	<u>7,608</u>	<u>8,267</u>	<u>9,255</u>
RB-57A	8,584	2,220	1,897	1,960	2,507
RB-57C	1,736	491	335	442	468
RB-57E	895	222	169	214	290
RF-84F	23,521	6,673	5,207	5,651	5,990
<u>SEARCH AND RESCUE - TOTAL</u>	<u>6,635</u>	<u>3,099</u>	<u>1,117</u>	<u>1,121</u>	<u>1,298</u>
HU-16A	1,411	1,027	304	-	-
HU-16B	5,224	2,072	733	1,121	1,298
<u>CARGO - TOTAL</u>	<u>125,307</u>	<u>23,863</u>	<u>28,829</u>	<u>33,377</u>	<u>39,238</u>
C-123J	2,769	546	676	908	639
C-121C	13,652	3,737	3,165	3,203	3,547
C-121G	8,202	677	1,884	2,683	2,958
C-119B/C	3,390	1,263	393	747	987
C-119F/G/J	637	450	187	-	-
C-97A	12,006	4,917	3,592	2,712	785
C-97C/E	4,654	1,720	1,443	1,140	351
HC/C-97D/F/G/K	39,437	2,680	-	15,269	21,488
C-97D/F	102	-	102	-	-
C-97G	10,836	-	10,836	-	-
C-47	8,053	4,408	3,645	-	-
VC-47	5,872	3,214	2,658	-	-
C/VC-47A/B/D	14,726	-	-	6,530	8,196
VB-26B	971	251	248	185	287
<u>TRAINER - TOTAL</u>	<u>39,115</u>	<u>10,565</u>	<u>8,742</u>	<u>8,963</u>	<u>10,845</u>
T-33A	38,261	10,413	8,549	8,716	10,583
VT-29E	618	152	165	125	176
B/RB/TB-26	236	-	28	122	86
<u>UTILITY - TOTAL</u>	<u>4,938</u>	<u>518</u>	<u>1,129</u>	<u>1,243</u>	<u>2,048</u>
U-10A/B	4,938	518	1,129	1,243	2,048

Source: Data Applications Division, Data Services Center, Comptroller of the Air Force

SECRET

DOWNGRADED AT 3 YEAR INTERVALS;
DECLASSIFIED AFTER 12 YEARS.
DOD DIR. 5200.10

TABLE 204 - AIR FORCE RESERVE OFFICER TRAINING CORPS (AFROTC) CADET ENROLLMENT BY INSTITUTION, BY YEAR OF COURSE, BY STATE OR US POSSESSION - FY 1964

INSTITUTION BY STATE OR US POSSESSION	TOTAL	BASIC			ADVANCED		
		Total	First Year	Second Year	Total	First Year	Second Year
AS OF 31 OCTOBER 1963							
<u>TOTAL</u>	<u>100,662</u>	<u>86,998</u>	<u>54,966</u>	<u>32,032</u>	<u>13,664</u>	<u>7,329</u>	<u>6,335</u>
<u>UNITED STATES - TOTAL</u>	<u>100,202</u>	<u>86,586</u>	<u>54,644</u>	<u>31,942</u>	<u>13,616</u>	<u>7,299</u>	<u>6,317</u>
<u>ALABAMA - TOTAL</u>	<u>3,268</u>	<u>2,904</u>	<u>1,614</u>	<u>1,290</u>	<u>364</u>	<u>221</u>	<u>143</u>
Auburn University	1,429	1,301	686	615	128	69	59
Alabama, University of	1,467	1,303	752	551	164	104	60
Tuskegee Institute	372	300	176	124	72	48	24
<u>ARIZONA - TOTAL</u>	<u>3,124</u>	<u>2,921</u>	<u>1,752</u>	<u>1,169</u>	<u>203</u>	<u>125</u>	<u>78</u>
Arizona, University of	1,491	1,384	843	541	107	66	41
Arizona State University	1,633	1,537	909	628	96	59	37
<u>ARKANSAS - TOTAL</u>	<u>953</u>	<u>853</u>	<u>487</u>	<u>366</u>	<u>100</u>	<u>53</u>	<u>47</u>
Arkansas University	953	853	487	366	100	53	47
<u>CALIFORNIA - TOTAL</u>	<u>2,268</u>	<u>1,706</u>	<u>1,006</u>	<u>700</u>	<u>562</u>	<u>281</u>	<u>281</u>
Fresno State College	128	95	54	41	33	14	19
Loyola University of Los Angeles	697	628	323	305	69	32	37
San Jose State College	281	205	133	72	76	39	37
Stanford University	99	64	40	24	35	17	18
California, University of	144	81	44	37	63	27	36
Southern California, University of	131	94	42	52	37	20	17
California Institute of Technology	54	40	28	12	14	10	4
Occidental College	267	43	28	15	19	8	11
San Diego State College	62	187	115	72	80	48	32
San Francisco State College	145	102	75	27	43	25	18
University of California at Berkeley	260	167	124	43	93	41	52
<u>COLORADO - TOTAL</u>	<u>1,601</u>	<u>1,317</u>	<u>824</u>	<u>493</u>	<u>284</u>	<u>135</u>	<u>149</u>
Colorado State University	578	441	330	111	137	67	70
Colorado State College	753	685	376	309	68	32	36
Colorado, University of	270	191	118	73	79	36	43
<u>CONNECTICUT - TOTAL</u>	<u>490</u>	<u>375</u>	<u>259</u>	<u>116</u>	<u>115</u>	<u>55</u>	<u>60</u>
Trinity College	129	84	35	49	45	22	23
Connecticut, University of	361	291	224	67	70	33	37
<u>DISTRICT OF COLUMBIA - TOTAL</u>	<u>1,396</u>	<u>1,096</u>	<u>589</u>	<u>507</u>	<u>300</u>	<u>159</u>	<u>141</u>
Georgetown University	290	228	129	99	62	33	29
Howard University	666	548	293	255	118	65	53
Catholic University of America	250	188	93	95	62	27	35
George Washington University	190	132	74	58	58	34	24
<u>FLORIDA - TOTAL</u>	<u>3,509</u>	<u>3,159</u>	<u>1,989</u>	<u>1,170</u>	<u>350</u>	<u>196</u>	<u>154</u>
Florida State University	1,013	871	504	367	142	75	67
Florida, University of	2,113	1,971	1,261	710	142	90	52
Miami, University of	383	317	224	93	66	31	35
<u>GEORGIA - TOTAL</u>	<u>2,280</u>	<u>2,001</u>	<u>1,227</u>	<u>774</u>	<u>279</u>	<u>147</u>	<u>132</u>
Georgia, University of	1,015	898	543	355	117	75	42
Georgia Institute of Technology	1,265	1,103	684	419	162	72	90
<u>HAWAII - TOTAL</u>	<u>1,207</u>	<u>1,122</u>	<u>720</u>	<u>402</u>	<u>85</u>	<u>43</u>	<u>42</u>
Hawaii, University of	1,207	1,122	720	402	85	43	42
<u>IDAHO - TOTAL</u>	<u>178</u>	<u>125</u>	<u>69</u>	<u>56</u>	<u>53</u>	<u>36</u>	<u>17</u>
Idaho, University of	178	125	69	56	53	36	17

TABLE 204 - AIR FORCE RESERVE OFFICER TRAINING CORPS (AFROTC) CADET ENROLLMENT
BY INSTITUTION, BY YEAR OF COURSE, BY STATE OR US POSSESSION - FY 1964 (CONTINUED)

INSTITUTION BY STATE OR US POSSESSION	TOTAL	BASIC			ADVANCED		
		Total	First Year	Second Year	Total	First Year	Second Year
AS OF 31 OCTOBER 1963 (Continued)							
<u>ILLINOIS - TOTAL</u>	<u>5,910</u>	<u>5,483</u>	<u>3,288</u>	<u>2,195</u>	<u>427</u>	<u>227</u>	<u>200</u>
Bradley University	273	212	154	58	61	27	34
Illinois, University of	2,808	2,594	1,596	998	214	123	91
Illinois Institute of Technology	122	97	70	27	25	15	10
Southern Illinois University	2,707	2,580	1,468	1,112	127	62	65
<u>INDIANA - TOTAL</u>	<u>5,102</u>	<u>4,513</u>	<u>2,882</u>	<u>1,631</u>	<u>589</u>	<u>319</u>	<u>270</u>
Butler University	208	165	98	67	43	26	17
Indiana, University of	1,420	1,341	888	453	79	40	39
Purdue University	2,224	2,029	1,198	831	195	104	91
Notre Dame, University of	319	239	171	68	80	45	35
Ball State Teachers College	573	492	385	107	81	42	39
Depauw University	128	84	47	37	44	24	20
Evansville College	230	163	95	68	67	38	29
<u>IOWA - TOTAL</u>	<u>1,884</u>	<u>1,553</u>	<u>1,085</u>	<u>468</u>	<u>331</u>	<u>169</u>	<u>162</u>
Coe College	309	267	142	125	42	22	20
Iowa State, University of Sc & Tech.	333	273	178	95	60	22	38
Iowa State University & Grinnell College	540	415	261	154	125	82	43
Drake University	702	598	504	94	104	43	61
<u>KANSAS - TOTAL</u>	<u>1,856</u>	<u>1,597</u>	<u>1,044</u>	<u>553</u>	<u>259</u>	<u>129</u>	<u>130</u>
Kansas State University	1,046	937	553	384	109	46	63
Wichita, University of	400	352	271	81	48	32	16
Kansas, University of	264	204	151	53	60	28	32
Washburn University of Topeka	146	104	69	35	42	23	19
<u>KENTUCKY - TOTAL</u>	<u>659</u>	<u>509</u>	<u>304</u>	<u>205</u>	<u>150</u>	<u>81</u>	<u>69</u>
Kentucky, University of	453	353	203	150	100	49	51
Louisville, University of	206	156	101	55	50	32	18
<u>LOUISIANA - TOTAL</u>	<u>2,644</u>	<u>2,246</u>	<u>1,363</u>	<u>883</u>	<u>398</u>	<u>230</u>	<u>168</u>
Louisiana Polytechnic Institute	507	399	258	141	108	54	54
Louisiana State University and A&M	1,470	1,317	749	568	153	104	49
Southwestern Louisiana, University of	417	341	225	116	76	49	27
Tulane University	250	189	131	58	61	23	38
<u>MAINE - TOTAL</u>	<u>135</u>	<u>88</u>	<u>50</u>	<u>38</u>	<u>47</u>	<u>27</u>	<u>20</u>
Colby College	135	88	50	38	47	27	20
<u>MARYLAND - TOTAL</u>	<u>3,290</u>	<u>3,112</u>	<u>2,806</u>	<u>306</u>	<u>178</u>	<u>82</u>	<u>96</u>
Maryland, University of	3,290	3,112	2,806	306	178	82	96
<u>MASSACHUSETTS - TOTAL</u>	<u>2,052</u>	<u>1,693</u>	<u>1,074</u>	<u>619</u>	<u>359</u>	<u>216</u>	<u>143</u>
College of Holy Cross	200	145	70	75	55	33	22
Lowell Technological Institute	789	709	457	252	80	49	31
Tufts University	150	108	72	36	42	30	12
Boston University	248	196	133	63	52	23	29
Harvard University	75	62	26	36	13	5	8
Massachusetts Institute of Technology	79	54	31	23	25	17	8
Massachusetts, University of	511	419	285	134	92	59	33
<u>MICHIGAN - TOTAL</u>	<u>1,493</u>	<u>1,171</u>	<u>781</u>	<u>390</u>	<u>322</u>	<u>181</u>	<u>141</u>
Michigan State University	567	431	296	135	136	79	57
Detroit, University of	454	399	246	153	55	40	15
Michigan, University of	239	176	122	54	63	24	39
Michigan College of M&T	233	165	117	48	68	38	30

TABLE 204 — AIR FORCE RESERVE OFFICER TRAINING CORPS (AFROTC) CADET ENROLLMENT
BY INSTITUTION, BY YEAR OF COURSE, BY STATE OR US POSSESSION — FY 1964 (CONTINUED)

INSTITUTION BY STATE OR US POSSESSION	TOTAL	BASIC			ADVANCED		
		Total	First Year	Second Year	Total	First Year	Second Year
AS OF 31 OCTOBER 1963 (Continued)							
<u>MINNESOTA - TOTAL</u>	<u>913</u>	<u>742</u>	<u>509</u>	<u>233</u>	<u>171</u>	<u>81</u>	<u>90</u>
St Olaf College	143	116	82	34	27	13	14
St Thomas, College of	252	199	125	74	53	27	26
Minnesota University of (Minneapolis)	394	329	239	90	65	30	35
Minnesota, University of (Duluth)	124	98	63	35	26	11	15
<u>MISSISSIPPI - TOTAL</u>	<u>1,554</u>	<u>1,392</u>	<u>787</u>	<u>605</u>	<u>162</u>	<u>95</u>	<u>67</u>
Mississippi State University	960	878	490	388	82	47	35
Mississippi, University of	594	514	297	217	80	48	32
<u>MISSOURI - TOTAL</u>	<u>2,793</u>	<u>2,547</u>	<u>1,671</u>	<u>876</u>	<u>246</u>	<u>140</u>	<u>106</u>
St Louis University	1,359	1,230	727	503	129	81	48
Missouri, University of	1,298	1,208	880	328	90	48	42
Washington University of Missouri	136	109	64	45	27	11	16
<u>MONTANA - TOTAL</u>	<u>1,296</u>	<u>1,155</u>	<u>656</u>	<u>499</u>	<u>141</u>	<u>106</u>	<u>35</u>
Montana State College	672	596	359	237	76	68	8
Montana State University	624	559	297	262	65	38	27
<u>NEBRASKA - TOTAL</u>	<u>1,509</u>	<u>1,345</u>	<u>811</u>	<u>534</u>	<u>164</u>	<u>77</u>	<u>87</u>
Nebraska, University of	1,166	1,041	596	445	125	56	69
Omaha, University of	343	304	215	89	39	21	18
<u>NEW HAMPSHIRE - TOTAL</u>	<u>688</u>	<u>567</u>	<u>333</u>	<u>234</u>	<u>121</u>	<u>57</u>	<u>64</u>
New Hampshire, University of	586	489	273	216	97	43	54
Dartmouth College	102	78	60	18	24	14	10
<u>NEW JERSEY - TOTAL</u>	<u>1,509</u>	<u>1,109</u>	<u>717</u>	<u>392</u>	<u>400</u>	<u>209</u>	<u>191</u>
Rutgers University	681	488	297	191	193	114	79
Newark College of Engineering	496	340	239	101	156	71	85
Stevens Institute of Technology	228	194	140	54	34	19	15
Princeton University	104	87	41	46	17	5	12
<u>NEW MEXICO - TOTAL</u>	<u>806</u>	<u>695</u>	<u>492</u>	<u>203</u>	<u>111</u>	<u>66</u>	<u>45</u>
New Mexico State University	610	540	375	165	70	49	21
New Mexico, University of	196	155	117	38	41	17	24
<u>NEW YORK - TOTAL</u>	<u>5,200</u>	<u>4,429</u>	<u>2,748</u>	<u>1,681</u>	<u>771</u>	<u>438</u>	<u>333</u>
Colgate University	92	71	45	26	21	11	10
Cornell University	200	142	85	57	58	20	38
Fordham University	257	212	154	58	55	31	24
New York University	235	170	109	61	65	32	33
Syracuse University	456	370	250	120	86	59	27
Union College	207	146	82	64	61	31	30
Rensselaer Polytechnic Institute	453	368	235	133	85	59	26
Brooklyn College	71	49	26	23	22	11	11
Manhattan College	820	681	390	291	139	88	51
Hobart College	593	550	290	260	43	19	24
University of Buffalo	1,717	1,611	1,037	574	106	66	40
University of Rochester	89	59	45	14	30	11	19
<u>NORTH CAROLINA - TOTAL</u>	<u>2,797</u>	<u>2,371</u>	<u>1,446</u>	<u>925</u>	<u>426</u>	<u>220</u>	<u>206</u>
Duke University	131	92	66	26	39	24	15
North Carolina, University of	350	272	160	112	78	37	41
North Carolina State University	1,383	1,191	676	515	192	83	109
East Carolina College	385	340	265	75	45	28	17
North Carolina College of A and T	548	476	279	197	72	48	24

TABLE 204 - AIR FORCE RESERVE OFFICER TRAINING CORPS (AFROTC) CADET ENROLLMENT
BY INSTITUTION, BY YEAR OF COURSE, BY STATE OR US POSSESSION - FY 1964 (CONTINUED)

INSTITUTION BY STATE OR US POSSESSION	TOTAL	BASIC			ADVANCED		
		Total	First Year	Second Year	Total	First Year	Second Year
AS OF 31 OCTOBER 1963 (Continued)							
<u>NORTH DAKOTA - TOTAL</u>	<u>1,135</u>	<u>1,047</u>	<u>615</u>	<u>432</u>	<u>88</u>	<u>45</u>	<u>43</u>
North Dakota, State University	679	628	381	247	51	32	19
North Dakota, University of	456	419	234	185	37	13	24
<u>OHIO - TOTAL</u>	<u>6,252</u>	<u>5,315</u>	<u>3,496</u>	<u>1,819</u>	<u>937</u>	<u>563</u>	<u>374</u>
Bowling Green State University	527	408	252	156	119	79	40
Case Institute of Technology	176	153	109	44	23	16	7
Kent State University	337	280	204	76	57	22	35
Miami University (Ohio)	602	512	346	166	90	51	39
Ohio State University	2,424	2,150	1,438	712	274	189	85
Ohio University	485	400	265	135	85	53	32
Ohio Wesleyan University	633	480	296	184	153	64	89
Akron, University of	693	616	347	269	77	44	33
Cincinnati, University of	375	316	239	77	59	45	14
<u>OKLAHOMA - TOTAL</u>	<u>4,350</u>	<u>3,946</u>	<u>2,465</u>	<u>1,481</u>	<u>404</u>	<u>195</u>	<u>209</u>
Oklahoma State University	2,590	2,424	1,537	887	166	75	91
Oklahoma, University of	1,497	1,320	799	521	177	90	87
Tulsa, University of	263	202	129	73	61	30	31
<u>OREGON - TOTAL</u>	<u>947</u>	<u>744</u>	<u>497</u>	<u>247</u>	<u>203</u>	<u>110</u>	<u>93</u>
Oregon State University	253	176	129	47	77	47	30
Oregon, University of	186	154	110	44	32	15	17
Portland, University of	437	363	225	138	74	38	36
Willamette University	71	51	33	18	20	10	70
<u>PENNSYLVANIA - TOTAL</u>	<u>5,418</u>	<u>4,760</u>	<u>2,937</u>	<u>1,823</u>	<u>658</u>	<u>354</u>	<u>304</u>
Duquesne University	439	377	233	144	62	37	25
Gettysburg College	232	174	95	79	58	33	25
Lehigh University	254	215	145	70	39	21	18
Penn State University	2,354	2,152	1,267	885	202	91	11
Pittsburgh, University of	305	276	197	79	29	17	12
Allegheny College	525	455	264	191	70	39	31
Franklin and Marshall College	122	104	57	47	18	14	4
Grove City College	692	585	331	254	107	60	47
St Joseph's College	495	422	348	74	73	42	31
<u>RHODE ISLAND - TOTAL</u>	<u>101</u>	<u>78</u>	<u>57</u>	<u>21</u>	<u>23</u>	<u>7</u>	<u>16</u>
Brown University	101	78	57	21	23	7	16
<u>SOUTH CAROLINA - TOTAL</u>	<u>2,231</u>	<u>1,822</u>	<u>1,189</u>	<u>633</u>	<u>409</u>	<u>174</u>	<u>235</u>
The Citadel	616	437	263	174	179	80	99
Clemson Agricultural College	809	691	462	229	118	52	66
South Carolina, University of	806	694	464	230	112	42	70
<u>SOUTH DAKOTA - TOTAL</u>	<u>677</u>	<u>586</u>	<u>352</u>	<u>234</u>	<u>91</u>	<u>50</u>	<u>41</u>
South Dakota State College	677	586	352	234	91	50	41
<u>TENNESSEE - TOTAL</u>	<u>4,257</u>	<u>3,954</u>	<u>2,434</u>	<u>1,520</u>	<u>303</u>	<u>171</u>	<u>132</u>
Memphis State University	1,743	1,629	1,006	623	114	67	47
Tennessee A and I State University	1,188	1,122	632	490	66	48	18
South, University of the	197	172	120	52	25	14	11
Tennessee, University of	1,129	1,031	676	355	98	42	56
<u>TEXAS - TOTAL</u>	<u>3,784</u>	<u>2,955</u>	<u>1,878</u>	<u>1,077</u>	<u>829</u>	<u>389</u>	<u>440</u>
Texas A and M University	1,380	1,103	740	363	277	107	170
Baylor University	266	208	123	85	58	35	23
Southern Methodist University	312	265	167	98	47	31	16
Texas Technological College	695	565	326	239	130	67	63
Texas, University of	215	126	71	55	89	45	44

TABLE 204 — AIR FORCE RESERVE OFFICER TRAINING CORPS (AFROTC) CADET ENROLLMENT
BY INSTITUTION, BY YEAR OF COURSE, BY STATE OR US POSSESSION — FY 1964 (CONTINUED)

INSTITUTION BY STATE OR US POSSESSION .	TOTAL	BASIC			ADVANCED		
		Total	First Year	Second Year	Total	First Year	Second Year
AS OF 31 OCTOBER 1963 (Continued)							
<u>TEXAS (Continued)</u>							
East Texas State College	208	166	124	42	42	22	20
North Texas State University	297	227	146	81	70	34	36
Southwest Texas State College	185	134	89	45	51	19	32
Texas Christian University	226	161	92	69	65	29	36
<u>UTAH - TOTAL</u>	<u>734</u>	<u>542</u>	<u>379</u>	<u>163</u>	<u>192</u>	<u>107</u>	<u>85</u>
Utah, University of	130	95	67	28	35	12	23
Brigham Young University	345	241	172	69	104	60	44
Utah State University	259	206	140	66	53	35	18
<u>VERMONT - TOTAL</u>	<u>595</u>	<u>528</u>	<u>273</u>	<u>255</u>	<u>67</u>	<u>33</u>	<u>34</u>
St Michael's College	595	528	273	255	67	33	34
Vermont, University of	-	-	-	-	-	-	-
<u>VIRGINIA - TOTAL</u>	<u>1,507</u>	<u>1,167</u>	<u>703</u>	<u>464</u>	<u>340</u>	<u>189</u>	<u>151</u>
Virginia Polytechnic Institute	1,013	829	494	335	184	91	93
Virginia Military Institute	275	188	129	59	87	55	32
Virginia, University of	219	150	80	70	69	43	26
<u>WASHINGTON - TOTAL</u>	<u>932</u>	<u>670</u>	<u>415</u>	<u>255</u>	<u>262</u>	<u>129</u>	<u>133</u>
Central Washington State College	174	131	94	37	43	20	23
Puget Sound, University of	97	75	52	23	22	13	9
Washington State University	303	218	128	90	85	45	40
Washington, University of	358	246	141	105	112	51	61
<u>WEST VIRGINIA - TOTAL</u>	<u>1,294</u>	<u>1,182</u>	<u>660</u>	<u>522</u>	<u>112</u>	<u>67</u>	<u>45</u>
West Virginia University	1,100	1,014	572	442	86	53	33
Davis and Elkins College	194	168	88	80	26	14	12
<u>WISCONSIN - TOTAL</u>	<u>813</u>	<u>656</u>	<u>477</u>	<u>179</u>	<u>157</u>	<u>78</u>	<u>79</u>
Wisconsin, University of	379	275	176	99	104	50	54
Wisconsin State College	339	307	247	60	32	19	13
Lawrence College	95	74	54	20	21	9	12
<u>WYOMING - TOTAL</u>	<u>811</u>	<u>738</u>	<u>434</u>	<u>304</u>	<u>73</u>	<u>37</u>	<u>36</u>
Wyoming, University of	811	738	434	304	73	37	36
<u>US POSSESSION - TOTAL</u>	<u>460</u>	<u>412</u>	<u>322</u>	<u>90</u>	<u>48</u>	<u>30</u>	<u>18</u>
<u>PUERTO RICO - TOTAL</u>	<u>460</u>	<u>412</u>	<u>322</u>	<u>90</u>	<u>48</u>	<u>30</u>	<u>18</u>
Puerto Rico, University of	460	412	322	90	48	30	18

TABLE 204 - AIR FORCE RESERVE OFFICER TRAINING CORPS (AFROTC) CADET ENROLLMENT,
BY INSTITUTION, BY YEAR OF COURSE, BY STATE OR US POSSESSION - FY 1964

INSTITUTION BY STATE OR US POSSESSION	TOTAL	BASIC			ADVANCED		
		Total	First Year	Second Year	Total	First Year	Second Year
AS OF 31 MAY 1964							
<u>TOTAL</u>	<u>82,218</u>	<u>70,482</u>	<u>43,553</u>	<u>26,929</u>	<u>11,736</u>	<u>6,765</u>	<u>4,971</u>
<u>UNITED STATES - TOTAL</u>	<u>81,920</u>	<u>70,222</u>	<u>43,370</u>	<u>26,852</u>	<u>11,698</u>	<u>6,735</u>	<u>4,963</u>
<u>ALABAMA - TOTAL</u>	<u>2,799</u>	<u>2,469</u>	<u>1,325</u>	<u>1,144</u>	<u>330</u>	<u>221</u>	<u>109</u>
Auburn University	1,102	988	488	500	114	56	58
Alabama, University of	1,340	1,189	664	525	151	115	36
Tuskegee Institute	357	292	173	119	65	50	15
<u>ARIZONA - TOTAL</u>	<u>2,674</u>	<u>2,510</u>	<u>1,553</u>	<u>957</u>	<u>164</u>	<u>116</u>	<u>48</u>
Arizona, University of	1,335	1,250	775	475	85	61	24
Arizona State University	1,339	1,260	778	482	79	55	24
<u>ARKANSAS - TOTAL</u>	<u>814</u>	<u>738</u>	<u>420</u>	<u>318</u>	<u>76</u>	<u>48</u>	<u>28</u>
Arkansas University	814	738	420	318	76	48	28
<u>CALIFORNIA - TOTAL</u>	<u>1,853</u>	<u>1,326</u>	<u>770</u>	<u>556</u>	<u>527</u>	<u>265</u>	<u>262</u>
Fresno State College	107	75	53	22	32	16	16
Loyola University of Los Angeles	643	579	307	272	64	26	38
San Jose State College	197	132	92	40	65	37	28
Stanford University	74	41	26	15	33	16	17
California, University of	109	55	30	25	54	27	27
Southern California, University of	95	63	19	44	32	16	16
California Institute of Technology	35	24	16	8	11	9	2
Occidental College	41	26	15	11	15	8	7
San Diego State College	237	155	95	60	82	50	32
San Francisco State College	108	59	36	23	49	23	26
University of California at Berkeley	207	117	81	36	90	37	53
<u>COLORADO - TOTAL</u>	<u>1,098</u>	<u>862</u>	<u>573</u>	<u>289</u>	<u>236</u>	<u>134</u>	<u>102</u>
Colorado State University	401	290	210	80	111	65	46
Colorado State College	491	444	282	162	47	32	15
Colorado, University of	206	128	81	47	78	37	41
<u>CONNECTICUT - TOTAL</u>	<u>347</u>	<u>238</u>	<u>140</u>	<u>98</u>	<u>109</u>	<u>54</u>	<u>55</u>
Trinity College	103	63	27	36	40	20	20
Connecticut, University of	244	175	113	62	69	34	35
<u>DISTRICT OF COLUMBIA - TOTAL</u>	<u>1,269</u>	<u>997</u>	<u>545</u>	<u>452</u>	<u>272</u>	<u>152</u>	<u>120</u>
Georgetown University	267	212	120	92	55	29	26
Howard University	614	502	273	229	112	66	46
Catholic University of America	217	164	84	80	53	27	26
George Washington University	171	119	68	51	52	30	22
<u>FLORIDA - TOTAL</u>	<u>1,972</u>	<u>1,683</u>	<u>1,103</u>	<u>580</u>	<u>289</u>	<u>160</u>	<u>129</u>
Florida State University	161	45	6	39	116	76	40
Florida, University of	1,571	1,455	976	479	116	62	54
Miami, University of	240	183	121	62	57	22	35
<u>GEORGIA - TOTAL</u>	<u>1,954</u>	<u>1,710</u>	<u>1,017</u>	<u>693</u>	<u>244</u>	<u>133</u>	<u>111</u>
Georgia, University of	953	846	487	359	107	64	43
Georgia Institute of Technology	854	759	474	285	95	41	54
Emory University	147	105	56	49	42	28	14
<u>HAWAII - TOTAL</u>	<u>1,057</u>	<u>965</u>	<u>570</u>	<u>395</u>	<u>92</u>	<u>50</u>	<u>42</u>
Hawaii, University of	1,057	965	570	395	92	50	42
<u>IDAHO - TOTAL</u>	<u>148</u>	<u>89</u>	<u>45</u>	<u>44</u>	<u>59</u>	<u>41</u>	<u>18</u>
Idaho, University of	148	89	45	44	59	41	18

TABLE 204 - AIR FORCE RESERVE OFFICER TRAINING CORPS (AFROTC) CADET ENROLLMENT
BY INSTITUTION, BY YEAR OF COURSE, BY STATE OR US POSSESSION - FY 1964 (CONTINUED)

INSTITUTION BY STATE OR US POSSESSION	TOTAL	BASIC			ADVANCED		
		Total	First Year	Second Year	Total	First Year	Second Year
AS OF 31 MAY 1964 (Continued)							
<u>ILLINOIS - TOTAL</u>	<u>5,169</u>	<u>4,785</u>	<u>3,017</u>	<u>1,768</u>	<u>384</u>	<u>225</u>	<u>159</u>
Bradley University	193	152	110	42	41	27	14
Illinois, University of	2,336	2,148	1,326	822	188	109	79
Illinois Institute of Technology	92	68	43	25	24	15	9
Southern Illinois University	2,548	2,417	1,538	879	131	74	57
<u>INDIANA - TOTAL</u>	<u>4,358</u>	<u>3,853</u>	<u>2,410</u>	<u>1,443</u>	<u>505</u>	<u>288</u>	<u>217</u>
Butler University	179	144	84	60	35	21	14
Indiana, University of	1,367	1,298	837	461	69	32	37
Purdue University	1,957	1,812	1,088	724	145	88	57
Notre Dame, University of	272	198	149	49	74	48	26
Ball State Teachers College	279	196	134	62	83	44	39
DePauw University	111	71	45	26	40	19	21
Evansville College	193	134	73	61	59	36	23
<u>IOWA - TOTAL</u>	<u>1,184</u>	<u>893</u>	<u>551</u>	<u>342</u>	<u>291</u>	<u>168</u>	<u>123</u>
Coe College	286	250	129	121	36	17	19
Iowa State, University of Sc & Tech.	229	182	118	64	47	32	15
Iowa State University & Grinnell College	358	241	147	94	117	78	39
Drake University	311	220	157	63	91	41	50
<u>KANSAS - TOTAL</u>	<u>1,558</u>	<u>1,340</u>	<u>835</u>	<u>505</u>	<u>218</u>	<u>125</u>	<u>93</u>
Kansas State University	893	811	451	360	82	43	39
Wichita, University of	343	299	222	77	44	27	17
Kansas, University of	229	163	121	42	66	38	28
Washburn University of Topeka	93	67	41	26	26	17	9
<u>KENTUCKY - TOTAL</u>	<u>460</u>	<u>344</u>	<u>215</u>	<u>129</u>	<u>116</u>	<u>76</u>	<u>40</u>
Kentucky, University of	293	227	139	88	66	42	24
Louisville, University of	167	117	76	41	50	34	16
<u>LOUISIANA - TOTAL</u>	<u>2,143</u>	<u>1,830</u>	<u>1,087</u>	<u>743</u>	<u>313</u>	<u>197</u>	<u>116</u>
Louisiana Polytechnic Institute	361	273	175	98	88	53	35
Louisiana State University and A&M	1,192	1,081	612	469	111	77	34
Southwestern Louisiana Institute	359	296	181	115	63	41	22
Tulane University	231	180	119	61	51	26	25
<u>MAINE - TOTAL</u>	<u>114</u>	<u>70</u>	<u>44</u>	<u>26</u>	<u>44</u>	<u>27</u>	<u>17</u>
Colby College	114	70	44	26	44	27	17
<u>MARYLAND - TOTAL</u>	<u>2,871</u>	<u>2,709</u>	<u>2,530</u>	<u>179</u>	<u>162</u>	<u>62</u>	<u>100</u>
Maryland, University of	2,871	2,709	2,530	179	162	62	100
<u>MASSACHUSETTS - TOTAL</u>	<u>1,547</u>	<u>1,225</u>	<u>744</u>	<u>481</u>	<u>322</u>	<u>185</u>	<u>137</u>
College of Holy Cross	168	114	58	56	54	29	25
Lowell Technological Institute	672	606	380	226	66	38	28
Tufts University	109	74	47	27	35	27	8
Boston University	161	103	63	40	58	26	32
Harvard University	56	45	20	25	11	4	7
Massachusetts Institute of Technology	58	34	17	17	24	16	8
Massachusetts, University of	323	249	159	90	74	45	29
<u>MICHIGAN - TOTAL</u>	<u>1,301</u>	<u>1,043</u>	<u>634</u>	<u>409</u>	<u>258</u>	<u>138</u>	<u>120</u>
Michigan State University	315	202	138	64	113	67	46
Detroit, University of	710	660	382	278	50	13	37
Michigan, University of	133	90	61	29	43	27	16
Michigan College of M&T	143	91	53	38	52	31	21

TABLE 204 - AIR FORCE RESERVE OFFICER TRAINING CORPS (AFROTC) CADET ENROLLMENT BY INSTITUTION, BY YEAR OF COURSE, BY STATE OR US POSSESSION - FY. 1964:(CONTINUED)

INSTITUTION BY STATE OR US POSSESSION	TOTAL	BASIC			ADVANCED		
		Total	First Year	Second Year	Total	First Year	Second Year
AS OF 31 MAY 1964 (Continued)							
<u>MINNESOTA - TOTAL</u>	<u>677</u>	<u>499</u>	<u>316</u>	<u>183</u>	<u>178</u>	<u>87</u>	<u>91</u>
St Olaf College	105	76	48	28	29	13	16
St Thomas, College of	245	188	120	68	57	30	27
Minnesota, University of (Minneapolis)	239	176	110	66	63	30	33
Minnesota, University of (Duluth)	88	59	38	21	29	14	15
<u>MISSISSIPPI - TOTAL</u>	<u>1,328</u>	<u>1,199</u>	<u>699</u>	<u>500</u>	<u>129</u>	<u>83</u>	<u>46</u>
Mississippi State University	843	776	464	312	67	42	25
Mississippi, University of	485	423	235	188	62	41	21
<u>MISSOURI - TOTAL</u>	<u>2,495</u>	<u>2,269</u>	<u>1,383</u>	<u>886</u>	<u>226</u>	<u>121</u>	<u>105</u>
St Louis University	1,155	1,027	549	478	128	75	53
Missouri, University of	1,209	1,137	773	364	72	34	38
Washington University of Missouri	131	105	61	44	26	12	14
<u>MONTANA - TOTAL</u>	<u>1,051</u>	<u>935</u>	<u>544</u>	<u>391</u>	<u>116</u>	<u>67</u>	<u>49</u>
Montana State College	513	451	276	175	62	33	29
Montana State University	538	484	268	216	54	34	20
<u>NEBRASKA - TOTAL</u>	<u>1,295</u>	<u>1,145</u>	<u>658</u>	<u>487</u>	<u>150</u>	<u>74</u>	<u>76</u>
Nebraska, University of	1,079	965	553	412	114	55	59
Omaha, University of	216	180	105	75	36	19	17
<u>NEW HAMPSHIRE - TOTAL</u>	<u>561</u>	<u>450</u>	<u>236</u>	<u>214</u>	<u>111</u>	<u>52</u>	<u>59</u>
New Hampshire, University of	519	430	233	197	89	40	49
Dartmouth College	42	20	3	17	22	12	10
<u>NEW JERSEY - TOTAL</u>	<u>1,154</u>	<u>812</u>	<u>482</u>	<u>330</u>	<u>342</u>	<u>184</u>	<u>158</u>
Rutgers University	594	415	246	169	179	107	72
Newark College of Engineering	298	181	110	71	117	56	61
Stevens Institute of Technology	169	139	89	50	30	17	13
Princeton University	93	77	37	40	16	4	12
<u>NEW MEXICO - TOTAL</u>	<u>650</u>	<u>543</u>	<u>375</u>	<u>168</u>	<u>107</u>	<u>50</u>	<u>57</u>
New Mexico State University	490	424	287	137	66	35	31
New Mexico, University of	160	119	88	31	41	15	26
<u>NEW YORK - TOTAL</u>	<u>4,349</u>	<u>3,672</u>	<u>2,235</u>	<u>1,437</u>	<u>677</u>	<u>397</u>	<u>280</u>
Colgate University	72	46	31	15	26	14	12
Cornell University	131	84	48	36	47	20	27
Fordham University	109	61	35	26	48	27	21
New York University	206	148	81	67	58	28	30
Syracuse University	372	289	187	102	83	57	26
Union College	123	67	36	31	56	26	30
Rensselaer Polytechnic Institute	394	326	217	109	68	46	22
Brooklyn College	66	48	29	19	18	8	10
Manhattan College	692	576	307	269	116	73	43
Hobart College	576	540	283	257	36	16	20
University of Buffalo	1,547	1,453	953	500	94	71	23
University of Rochester	61	34	28	6	27	11	16
<u>NORTH CAROLINA - TOTAL</u>	<u>2,229</u>	<u>1,911</u>	<u>1,078</u>	<u>833</u>	<u>318</u>	<u>200</u>	<u>118</u>
Duke University	107	73	51	22	34	21	13
North Carolina, University of	262	188	117	71	74	39	35
North Carolina State University	1,204	1,085	623	462	119	70	49
East Carolina College	161	120	32	88	41	29	12
North Carolina College of A and T	495	445	255	190	50	41	9

TABLE 204 - AIR FORCE RESERVE OFFICER TRAINING CORPS (AFROTC) CADET ENROLLMENT BY INSTITUTION, BY YEAR OF COURSE, BY STATE OR US POSSESSION - FY 1964 (CONTINUED)

INSTITUTION BY STATE OR US POSSESSION	TOTAL	BASIC			ADVANCED		
		Total	First Year	Second Year	Total	First Year	Second Year
AS OF 31 MAY 1964 (Continued)							
<u>NORTH DAKOTA - TOTAL</u>	995	928	486	442	67	48	19
North Dakota, State University	596	557	262	295	39	31	8
North Dakota, University of	399	371	224	147	28	17	11
<u>OHIO - TOTAL</u>	4,723	3,890	2,392	1,498	833	510	323
Bowling Green State University	421	319	190	129	102	71	31
Case Institute of Technology	82	60	34	26	22	14	8
Kent State University	244	183	135	48	61	30	31
Miami University (Ohio)	467	371	258	113	96	56	40
Ohio State University	1,781	1,569	926	643	212	137	75
Ohio University	374	297	192	105	77	52	25
Ohio Wesleyan University	513	390	223	167	123	63	60
Akron, University of	617	543	320	223	74	43	31
Cincinnati, University of	224	158	114	44	66	44	22
<u>OKLAHOMA - TOTAL</u>	3,756	3,460	2,173	1,287	296	168	128
Oklahoma State University	2,290	2,165	1,382	783	125	67	58
Oklahoma, University	1,270	1,145	693	452	125	73	52
Tulsa, University of	196	150	98	52	46	28	18
<u>OREGON - TOTAL</u>	724	558	370	188	166	103	63
Oregon State University	195	121	86	35	74	45	29
Oregon, University of	136	103	67	36	33	13	20
Portland, University of	328	290	187	103	38	34	4
Willamette University	65	44	30	14	21	11	10
<u>PENNSYLVANIA - TOTAL</u>	4,592	4,016	2,432	1,584	576	317	259
Duquesne University	411	343	209	134	68	43	25
Gettysburg College	200	152	81	71	48	27	21
Lehigh University	178	142	88	54	36	18	18
Penn State University	2,175	2,016	1,219	797	159	75	84
Pittsburgh, University of	176	152	106	46	24	12	12
Allegheny College	480	421	249	172	59	29	30
Franklin and Marshall College	87	74	40	34	13	12	1
Grove City College	648	552	321	231	96	58	38
St Joseph's College	237	164	119	45	73	43	30
<u>RHODE ISLAND - TOTAL</u>	65	45	30	15	20	7	13
Brown University	65	45	30	15	20	7	13
<u>SOUTH CAROLINA - TOTAL</u>	1,809	1,476	944	532	333	208	125
The Citadel	520	374	215	159	146	101	45
Clemson Agricultural College	720	628	423	205	92	55	37
South Carolina, University of	569	474	306	168	95	52	43
<u>SOUTH DAKOTA - TOTAL</u>	600	511	307	204	89	48	41
South Dakota State College	600	511	307	204	89	48	41
<u>TENNESSEE - TOTAL</u>	3,634	3,364	2,041	1,323	270	167	103
Memphis State University	1,527	1,423	887	536	104	73	31
Tennessee A and I State University	1,071	1,005	560	445	66	47	19
South, University of the	157	134	88	46	23	13	10
Tennessee, University of	879	802	506	296	77	34	43
<u>TEXAS - TOTAL</u>	2,907	2,306	1,357	951	599	361	238
Texas A and M College	1,017	843	540	303	174	99	75
Baylor University	229	185	97	88	44	34	10
Southern Methodist University	274	230	139	91	44	28	16
Texas Technological College	547	436	218	220	109	63	46
Texas, University of	162	101	60	41	61	38	23
East Texas State College	117	88	55	33	29	16	13

TABLE 204 - AIR FORCE RESERVE OFFICER TRAINING CORPS (AFROTC) CADET ENROLLMENT
BY INSTITUTION, BY YEAR OF COURSE, BY STATE OR US POSSESSION - FY 1964 (CONTINUED)

INSTITUTION BY STATE OR US POSSESSION	TOTAL	BASIC			ADVANCED			TYPE OF SCHOOL
		Total	First Year	Second Year	Total	First Year	Second Year	
AS OF 31 MAY 1964 (Continued)								
<u>TEXAS (Continued)</u>								
North Texas State University	244	192	107	85	52	32	20	
Southwest Texas State College	141	103	68	35	38	20	18	
Texas Christian University	176	128	73	55	48	31	17	
<u>UTAH - TOTAL</u>	<u>579</u>	<u>390</u>	<u>244</u>	<u>146</u>	<u>189</u>	<u>114</u>	<u>75</u>	
Utah, University of	106	74	43	31	32	14	18	
Brigham Young University	272	173	118	55	99	61	38	
Utah State University	201	143	83	60	58	39	19	
<u>VERMONT - TOTAL</u>	<u>582</u>	<u>513</u>	<u>263</u>	<u>250</u>	<u>69</u>	<u>33</u>	<u>36</u>	
St Michael's College	582	513	263	250	69	33	36	
<u>VIRGINIA - TOTAL</u>	<u>1,293</u>	<u>977</u>	<u>574</u>	<u>403</u>	<u>316</u>	<u>172</u>	<u>144</u>	
Virginia Polytechnic Institute	846	679	380	299	167	77	90	
Virginia Military Institute	257	171	116	55	86	54	32	
Virginia, University of	190	127	78	49	63	41	22	
<u>WASHINGTON - TOTAL</u>	<u>687</u>	<u>473</u>	<u>270</u>	<u>203</u>	<u>214</u>	<u>127</u>	<u>87</u>	
Central Washington State College	122	81	47	34	41	24	17	
Puget Sound, University of	78	63	48	15	15	9	6	
Washington State University	209	144	65	79	65	44	21	
Washington, University of	278	185	110	75	93	50	43	
<u>WEST VIRGINIA - TOTAL</u>	<u>1,142</u>	<u>1,045</u>	<u>601</u>	<u>444</u>	<u>97</u>	<u>62</u>	<u>35</u>	
West Virginia University	970	894	515	379	76	49	27	
Davis and Elkins College	172	151	86	65	21	13	8	
<u>WISCONSIN - TOTAL</u>	<u>603</u>	<u>474</u>	<u>350</u>	<u>124</u>	<u>129</u>	<u>71</u>	<u>58</u>	
Wisconsin, University of	256	168	111	57	88	45	43	
Wisconsin State College	295	274	220	54	21	17	4	
Lawrence College	52	32	19	13	20	9	11	
<u>WYOMING - TOTAL</u>	<u>750</u>	<u>680</u>	<u>402</u>	<u>278</u>	<u>70</u>	<u>39</u>	<u>31</u>	
Wyoming, University of	750	680	402	278	70	39	31	
<u>US POSSESSION - TOTAL</u>	<u>298</u>	<u>260</u>	<u>183</u>	<u>77</u>	<u>38</u>	<u>30</u>	<u>8</u>	
<u>PUERTO RICO - TOTAL</u>	<u>298</u>	<u>260</u>	<u>183</u>	<u>77</u>	<u>38</u>	<u>30</u>	<u>8</u>	
Puerto Rico, University of	298	260	183	77	38	30	8	

Source: Data Applications Division, Data Service Center, Comptroller of the Air Force

TABLE 205 - AIR FORCE RESERVE OFFICER TRAINING CORPS (AFROTC) CADET ENROLLMENT BY CATEGORY, UNITED STATES AND POSSESSIONS - AS OF OCT 1963 AND MAY 1964

(See Definitions preceding this section for meaning of abbreviations in captions)

COURSES AND MONTH OF ENROLLMENT	TOTAL	CATE- GORY I-P	CATE- GORY I-N	CATE- GORY II	CATE- GORY III	CATE- GORY IV	CATE- GORY V	CATE- GORY UND
<u>OCTOBER ENROLLMENT - TOTAL</u>	<u>100,662</u>							
<u>BASIC - TOTAL</u>	<u>86,998</u>							
Air Science I	54,966							
Air Science II	32,032							
<u>ADVANCE III AND IV - TOTAL</u>	<u>13,664</u>	<u>4,301</u>	<u>992</u>	<u>3,407</u>	<u>4,901</u>	<u>62</u>	-	<u>1</u>
Air Science III	7,329	2,142	545	1,892	2,718	31	-	1
Air Science IV	6,335	2,159	447	1,515	2,183	31	-	-
<u>MAY ENROLLMENT - TOTAL</u>	<u>82,218</u>							
<u>BASIC - TOTAL</u>	<u>70,482</u>							
Air Science I	43,553							
Air Science II	26,929							
<u>ADVANCED III AND IV - TOTAL</u>	<u>11,736</u>	<u>3,716</u>	<u>808</u>	<u>2,778</u>	<u>4,372</u>	<u>62</u>	-	-
Air Science III	6,765	2,011	472	1,647	2,592	39	-	-
Air Science IV	4,971	1,705	336	1,131	1,776	23	-	-

Source: Data Applications Division, Data Services Center, Comptroller of the Air Force


TABLE 206 - AIR FORCE RESERVE OFFICERS TRAINING CORPS (AFROTC) COMMISSIONS GRANTED, UNITED STATES AND POSSESSIONS, BY QUARTER - FY 1964

COMMISSIONED	TOTAL	FIRST QUARTER	SECOND QUARTER	THIRD QUARTER	FOURTH QUARTER
DURING FY 1964	3,962	757	175	513	2,517

Source: Data Applications Division, Data Services Center, Comptroller of the Air Force

Fiscal

PART XIII



FISCAL

INTRODUCTION

This section reflects the funding operations of the various Air Force appropriations and/or funds with the respective major programs for the fiscal years indicated in the title of each table.

DEFINITIONS

APPROPRIATION - An authorization by an Act of Congress to incur obligations for specified purposes and to make payments therefor out of the Treasury.

APPROPRIATION ACCOUNT - An account established to make amounts available for obligation and expenditure from the Treasury. Appropriation accounts include not only accounts to which money is appropriated, but also revolving funds, working funds, trust funds, etc. Appropriation accounts do not include official deposit funds.

APPROPRIATION REIMBURSEMENT - Amounts collected or to be collected for commodities, work or services furnished or to be furnished to another appropriation or fund or to an individual, firm or corporation which by law may be credited to an appropriation or fund account. Amounts to be collected include accounts receivable, reimbursements earned but not billed and amounts anticipated for the remainder of the year. They may also include inter-agency orders accepted and on hand for which delivery has not been made to the extent that this order is a valid obligation of this ordering agency and the collection will be credited to the appropriation being reported.

BUDGET PROGRAM - A subdivision established under an appropriation to identify a significant segment of Air Force operations.

DISBURSEMENT - The amount of expenditure checks issued and cash payments made, net of refunds received. Disbursements shall include all advances.

EXPENDITURE - (1) In Federal Government, means disbursement. (2) Outside the Federal Government, means the same as accrued expenditure.

FUND - A sum of money or other resource authorized by law to be set aside and to be used or expended only for specified purposes.

OBLIGATION - The amount of an order placed, contract awarded, or service received, or any transaction which establishes a legal requirement for the ultimate disbursement of funds.

OBLIGATIONS INCURRED - Amounts of orders placed, contracts awarded, services received, and similar transactions during a given period requiring future payment of money.

PROGRAM YEAR - A concept of accounting for funds, obligations, and expenditures under a no year appropriation by identification of transactions in fiscal year segments identified by the fiscal year in which individual items were planned for obligation, without regard to the fiscal year in which the transactions were actually accomplished.

PROJECT ACCOUNT CLASSIFICATION - In appropriation and fund accounting an approved system of subdivision of an appropriation or fund for administrative use.

UNLIQUIDATED OBLIGATION - An obligation incurred for which payment has not been made.

UNOBLIGATED BALANCE - That portion of an authorization which has not been obligated.

TABLE 207 - DEPARTMENT OF THE AIR FORCE STATUS OF GROSS UNLIQUIDATED OBLIGATIONS -- AT THE BEGINNING AND END OF FY 1964

(Figures are in thousands of dollars and do not necessarily add to totals due to rounding. Figures in parentheses denote minus amounts).

APPROPRIATION	UNLIQUIDATED OBLIGATIONS 1 JUL 1963	GROSS OBLIGATIONS DURING FY 1964	OBLIGATIONS AVAILABLE FOR LIQUIDATION	LESS GROSS EXPENDITURES DURING FY 1964	TRANSFER OF UNLIQUIDATED OBLIGATIONS TO "M" ACCOUNTS	UNLIQUIDATED OBLIGATIONS CARRIED FORWARD INTO FY 1965
<u>ALL APPROPRIATIONS - TOTAL</u>	\$ 7,531,318	\$ 21,324,147	\$ 28,855,465	\$ 21,573,796	\$ -	\$ 7,281,668
<u>Military Personnel - Total</u>	102,204	4,448,511	4,550,715	4,465,307	-	84,408
"M" Account - Prior Years	2,553	146	2,698	993	148	1,854
FY 1958	(97)	60	(37)	(37)	-	-
FY 1959	(138)	59	(78)	(78)	-	-
FY 1962	5,828	(5,233)	595	446	(148)	-
FY 1963	94,058	(120)	93,938	92,981	-	957
FY 1964	-	4,453,600	4,453,600	4,372,003	-	81,597
<u>Reserve Personnel - Total</u>	6,408	56,792	63,200	55,412	-	7,788
"M" Account - Prior Years	8	114	122	123	1	a/
FY 1962	7	77	83	82	(1)	-
FY 1963	6,393	(572)	5,821	5,793	-	27
FY 1964	-	57,174	57,174	49,413	-	7,761
<u>National Guard Personnel - Total</u>	11,133	58,715	69,848	58,801	-	11,047
"M" Account - Prior Years	39	(4)	35	2	a/	32
FY 1962	34	(29)	6	5	a/	-
FY 1963	11,060	(1,707)	9,352	9,345	-	7
FY 1964	-	60,456	60,456	49,448	-	11,008
<u>Operation and Maintenance, Air Force - Total</u>	814,568	4,700,395	5,514,962	4,861,411	-	653,552
"M" Account - Prior Years	51,043	(464)	50,580	21,870	22,512	51,222
FY 1962	86,703	(19,923)	66,779	44,267	(22,512)	-
FY 1963	676,822	(24,263)	652,558	598,301	-	54,258
FY 1964	-	4,745,045	4,745,045	4,196,974	-	548,072
<u>Operation and Maintenance, Alaska Communication System-Total</u>	867	(5)	861	853	-	8
FY 1963	867	(5)	861	853	-	8
<u>Operation and Maintenance, Air National Guard - Total</u>	27,061	218,533	245,594	223,263	-	22,331
"M" Account - Prior Years	18	17	36	27	21	30
FY 1962	254	(120)	134	113	(21)	-
FY 1963	26,788	(1,642)	25,147	25,035	-	111
FY 1964	-	220,278	220,278	198,089	-	22,190
<u>Discontinued Procurement Appropriations - Total</u>	41,472	7,525	48,998	25,324	-	23,674
<u>Preparation for Sale and Salvage of Military Appropriation</u>	-	-	-	-	-	-
<u>Total</u>	7	a/	7	a/	-	7

<u>Aircraft Procurement - Total</u>	\$ 2,654,177	\$ 4,396,533	\$ 7,050,730	\$ 4,145,232	-	\$ 2,905,497
FY 1960	75,850	152,424	228,274	196,030	-	32,245
FY 1961	213,976	53,335	267,311	212,680	-	54,632
FY 1962	688,812	63,992	752,804	616,888	-	135,916
FY 1963	1,680,119	950,035	2,630,154	1,906,401	-	723,754
FY 1964	--	3,176,765	3,176,765	1,215,769	-	1,900,997
Undistributed	(4,581)	-	(4,581)	(2,535)	-	(2,046)
<u>Missile Procurement - Total</u>	1,025,571	2,174,803	3,200,374	2,159,547	-	1,040,827
FY 1960	26,366	(5,724)	20,642	8,236	-	12,408
FY 1961	66,379	95,252	161,631	139,839	-	21,793
FY 1962	146,655	(6,045)	140,610	97,571	-	43,038
FY 1963	793,293	3,278	796,571	697,899	-	98,570
FY 1964	-	2,088,041	2,088,041	1,222,991	-	865,051
Undistributed	(7,124)	-	(7,124)	(6,989)	-	(135)
<u>Other Procurement - Total</u>	900,685	830,067	1,730,753	1,038,200	-	692,553
FY 1960	25,558	1,438	23,996	18,019	-	8,975
FY 1961	83,377	7,697	91,074	64,999	-	26,079
FY 1962	267,594	5,366	272,960	200,519	-	72,440
FY 1963	525,286	140,947	666,233	477,571	-	188,662
FY 1964	--	674,620	674,620	278,043	-	396,576
Undistributed	(1,129)	-	(1,129)	(952)	-	(177)
<u>Research, Development, Test and Evaluation - Total</u>	1,533,629	3,912,095	5,445,724	3,984,610	-	1,460,914
Liquidation Account	27	20	47	31	-	16
FY 1956 through FY 1961	41,113	(1,783)	39,330	20,721	-	18,610
FY 1962	125,372	297	125,669	90,333	-	35,336
FY 1963	1,376,797	222,280	1,599,077	1,402,266	-	196,811
FY 1964	-	3,691,281	3,691,281	2,466,077	-	1,225,204
Undistributed	(9,680)	-	(9,680)	5,383	-	(15,063)
<u>Military Construction, Air Force - Total</u>	400,046	501,363	901,409	536,141	-	365,269
FY 1960 through FY 1962	127,065	43,553	170,618	122,025	-	48,593
FY 1963	275,257	198,509	473,766	367,477	-	106,289
FY 1964	-	259,301	259,301	45,606	-	213,697
Undistributed	(2,276)	-	(2,276)	1,034	-	(3,309)
<u>Military Construction, Air Force Reserve - Total</u>	3,001	4,080	7,080	3,969	-	3,112
FY 1960 through FY 1963	855	902	1,757	965	-	792
FY 1963	2,156	1,088	3,244	2,850	-	394
FY 1964	-	2,090	2,090	153	-	1,936
Undistributed	(10)	-	(10)	-	-	(10)
<u>Military Construction, Air National Guard - Total</u>	10,491	14,717	25,208	14,527	-	10,681
FY 1960 through FY 1962	3,216	500	3,716	3,409	-	307
FY 1963	7,270	3,374	10,644	9,973	-	672
FY 1964	-	10,843	10,843	1,146	-	9,697
Undistributed	5	a/	5	a/	-	4

a/ Less than \$1,000

Source: Financial Policy and Analysis Division, Directorate of Budget.

TABLE 208 - DEPARTMENT OF THE AIR FORCE AMOUNTS AVAILABLE FOR OBLIGATION DURING FY 1964 REFLECTING NEW OBLIGATION AUTHORITY AND THE APPLICATION OF PRIOR YEAR UNOBLIGATED BALANCES

(Figures are in thousands of dollars and do not necessarily add to totals due to rounding. Figures in parentheses denote minus amounts.)

APPROPRIATION TITLES AND CITATION OF PUBLIC LAW	NEW OBLIGATING AUTHORITY ENACTED	APPROPRIATION TRANSFERS	FY 1964 REIMBURSEMENTS	UNOBLIGATED CARRY-OVER APPLIED TO FY 1964 PROGRAM	TOTAL FY 1964 PROGRAM	UNOBLIGATED CARRY-OVER APPLIED TO PRIOR YEARS PROGRAMS	TOTAL AVAILABLE FOR OBLIGATION DURING FY 1964
<u>ALL APPROPRIATIONS - TOTAL</u>	\$ 19,410,615	\$ 90,667	\$ 1,275,938	\$ 773,404	\$21,550,625	\$ 2,455,225	\$ 24,005,849
Military Personnel PL 88-149 and 88-317	4,365,700	a/ 57,000	30,900	-	4,453,600	-	4,453,600
Reserve Personnel PL 88-149 and 88-317	57,700	-	18	-	57,718	-	57,718
National Guard Personnel PL 88-149 and 88-317	61,500	b/ (400)	128	-	61,228	-	61,228
Operation and Maintenance, Air Force PL 88-149	4,355,500	c/ (18,341)	401,943	25,750	4,764,852	-	4,764,852
Operation and Maintenance, Air National Guard PL 88-149	222,700	d/ (2,600)	668	-	220,768	-	220,768
Aircraft Procurement PL 88-149	3,385,575	-	347,290	228,380	3,961,245	1,484,019	5,445,264
Missile Procurement PL 88-149	2,141,990	e/ (36,000)	55,158	236,872	2,398,020	110,165	2,508,185
Other Procurement PL 88-149	878,299	-	59,236	71,491	1,009,027	231,901	1,240,928
Research, Development, Test and Evaluation PL 88-149	3,453,376	f/ 91,008	378,108	218,005	4,140,497	248,344	4,388,841
Military Construction Air Force PL 88-220	468,275	-	2,489	(9,694)	461,070	372,688	833,758
Military Construction, Air Force Reserve PL 88-220	4,000	-	-	1,000	5,000	3,040	8,040
Military Construction, Air National Guard PL 88-220	16,000	-	-	1,600	17,600	5,068	22,668

a/ Transfer as follows:

FROM: Air Force Stock Fund	25,000
FROM: Air Force Industrial Fund	10,000
FROM: Defense Stock Fund	20,000
FROM: Operation and Maintenance, Air Force	2,000
Total	57,000

b/ Transfer as follows:	TO: Emergency Fund, Department of Defense, 1964	(400)
c/ Transfer as follows:	FROM: Emergency Fund, Department of Defense, 1964	3,000
	TO: Operation and Maintenance, Defense Agencies, 1964	(15,177)
	TO: Operating Expenses, Public Building Service, General Service Administration, 1964	(1,008)
	TO: Operation and Maintenance, Army, 1964	(3,156)
	TO: Military Personnel, Air Force	(2,000)
	Total	<u>(18,341)</u>
d/ Transfer as follows:	TO: Emergency Fund, Department of Defense, 1964	(2,600)
e/ Transfer as follows:	TO: Emergency Fund, Department of Defense, 1964	(36,000)
f/ Transfer as follows:	FROM: Emergency Fund, Department of Defense, 1964	96,950
	TO: Research, Development, Test and Evaluation, Defense Agencies	(5,942)
	Total	<u>91,008</u>

Source: Financial Policy and Analysis Division, Directorate of Budget, Comptroller of the Air Force.

TABLE 209 - DEPARTMENT OF THE AIR FORCE FUNDS AVAILABLE FOR OBLIGATIONS IN FY 1964 WITH ACTUAL OBLIGATIONS - DURING FY 1964

(Figures are in thousands of dollars and do not necessarily add to totals due to rounding. Figures in parentheses denote minus amounts.)

PROGRAM NUMBER	APPROPRIATION AND PROGRAM TITLE	TOTAL OBLIGATION AVAILABLE FOR DURING FY 1964	TOTAL GROSS OBLIGATIONS	OBLIGATIONS			
				First Quarter	Second Quarter	Third Quarter	Fourth Quarter
	<u>ALL DIRECT APPROPRIATION - TOTAL</u>	a/ \$ 23,986,042	\$ 21,370,231	\$ 5,816,979	\$ 4,708,246	\$ 5,175,875	\$ 5,669,131
	<u>MILITARY PERSONNEL - TOTAL</u>	4,453,600	4,453,600	1,056,886	1,126,787	1,127,958	1,141,969
510	Pay and Allowances of Officers	1,370,114	1,370,114	319,000	346,336	349,737	355,041
530	Pay and Allowances of Enlisted Personnel	2,477,121	2,477,121	583,000	634,391	637,775	621,955
550	Pay and Allowances of Cadets	5,570	5,570	1,466	1,382	1,405	1,317
560	Subsistence of Enlisted Personnel	291,496	291,496	73,740	74,544	70,190	73,022
570	Movements - Permanent Change of Station	305,951	305,951	78,781	69,469	68,067	89,634
590	Other Military Personnel Cost	3,400	3,400	901	669	792	1,038
993	Refunds on Transportation of Persons and Things	(51)	(51)	(2)	(4)	(8)	(37)
	<u>RESERVE PERSONNEL - TOTAL</u>	57,718	57,174	18,752	12,669	12,129	13,624
750	Reserve Personnel	50,403	50,093	17,480	10,137	10,314	12,162
770	Reserve Officer Candidates	7,315	7,081	1,272	2,533	1,814	1,462
	<u>NATIONAL GUARD PERSONNEL - TOTAL</u>	61,228	60,456	16,048	12,995	14,163	17,250
520	National Guard Personnel	61,228	60,456	16,048	12,995	14,163	17,250
	<u>OPERATION AND MAINTENANCE, AIR FORCE - TOTAL</u>	a/ 4,745,045	4,745,045	1,394,046	1,137,885	1,081,034	1,132,080
410	Aircraft Fuel and Oil	500,826	500,826	125,716	131,741	135,399	107,970
430	Logistical Support	1,681,899	1,681,899	488,936	418,807	364,327	409,829
440	Training Support	336,736	336,736	96,797	81,371	77,267	81,301
450	Operational Support	1,585,867	1,585,895	509,153	350,602	351,203	374,937
470	Medical Support	170,464	170,464	43,741	41,316	41,722	43,685
480	Service Wide Support	466,562	466,562	128,699	113,506	110,663	113,694
490	Contingencies	2,692	2,692	1,005	541	457	689
991	Advance Payments	-	-	-	-	-	-
993	Refunds on Transportation of Persons and Things	-	(28)	b/	b/	(4)	(24)
994	Progress Payments	-	-	-	-	-	-
	<u>OPERATION AND MAINTENANCE, AIR NATIONAL GUARD - TOTAL</u>	220,768	220,278	62,342	46,022	52,678	59,236
410	Operation of Aircraft	45,545	45,354	15,800	7,300	10,650	11,604
430	Logistical Support	31,035	31,070	7,466	7,861	7,773	7,970
440	Training Support	143,002	142,683	38,814	30,885	33,726	39,258
470	Medical Support	1,051	1,037	233	(50)	508	346
480	Service-Wide Support	135	135	29	26	21	59
993	Refunds on Transportation of Persons and Things	-	(1)	-	b/	b/	b/
	<u>AIRCRAFT PROCUREMENT - TOTAL</u>	5,445,264	4,396,553	944,531	877,225	1,248,821	1,325,976
	<u>PRIOR YEAR PROGRAMS - TOTAL</u>	1,484,018	1,219,786	406,100	266,135	151,282	396,269

TABLE 209 - DEPARTMENT OF THE AIR FORCE FUNDS AVAILABLE FOR OBLIGATION IN FY 1964 WITH ACTUAL OBLIGATIONS - DURING FY 1964
(CONTINUED)

PRO- GRAM NUM- BER	APPROPRIATION AND PROGRAM TITLE	TOTAL AVAILABLE FOR OBLIGATION DURING FY 1964	TOTAL GROSS OBLIGATIONS	OBLIGATIONS			
				First Quarter	Second Quarter	Third Quarter	Fourth Quarter
	<u>FY 1964 PROGRAM - TOTAL</u>	\$ 3,961,246	\$ 3,176,765	\$ 538,431	\$ 611,090	\$ 1,097,539	\$ 929,705
1000	Aircraft Weapon System	1,946,725	1,491,919	136,222	202,204	689,303	464,190
1100	Modification	595,200	472,898	107,819	132,338	98,492	134,249
1200	In-Service Direct Ground Support Equipment-Common	58,500	42,561	3,940	6,699	9,509	22,413
1300	Component Improvement	37,800	24,494	333	1,368	7,827	14,966
1400	Aircraft Industrial Facilities	24,300	21,107	135	992	10,712	9,268
1500	Replenishment Spares	400,000	359,663	43,270	53,144	83,282	179,967
1600	Airborne	-	-	-	-	-	-
1700	War Consumables	11,900	7,836	-	-	-	7,836
1800	Procurement Other Than Air Force	201,775	90,373	10,674	4,834	11,210	63,655
1900	Other Charges	684,744	665,920	236,038	209,510	187,210	33,162
3010	Aircraft Weapon System, First Destination Transportation	-	-	-	-	-	-
9930	Refunds on Transportation of Persons and Things	-	(6)	-	-	(5)	(1)
9960	Appropriation Reimbursements Undistributed	-	-	-	-	-	-
	Undistributed	301	-	-	-	-	-
	<u>MISSILE PROCUREMENT - TOTAL</u>	<u>2,508,185</u>	<u>2,174,853</u>	<u>845,827</u>	<u>397,822</u>	<u>355,222</u>	<u>575,932</u>
	<u>PRIOR YEAR PROGRAMS - TOTAL</u>	<u>110,166</u>	<u>86,762</u>	<u>(134,626)</u>	<u>(10,948)</u>	<u>13,095</u>	<u>219,241</u>
	<u>FY 1964 PROGRAM - TOTAL</u>	<u>2,398,019</u>	<u>2,088,041</u>	<u>980,453</u>	<u>408,770</u>	<u>342,127</u>	<u>356,691</u>
2000	Missile Weapon System	1,765,831	1,495,188	770,462	332,210	222,760	169,756
2100	Modification	227,657	206,133	32,970	42,489	44,634	86,040
2200	Out Of Production Systems and Common Support	79,400	67,157	11,098	15,139	9,340	31,580
2300	Component Improvement	-	-	-	-	-	-
2400	Missile Industrial Facilities	9,700	4,433	37	1,267	1,402	1,727
2800	Procurement Other Than Air Force	1,267	148	-	23	-	125
2900	Other Charges	325,100	314,995	165,886	17,643	63,998	67,468
3020	Missile Weapon System, First Destination Transportation	-	-	-	-	-	-
9930	Refunds on Transportation of Persons and Things	-	(12)	-	-	(9)	(3)
	Undistributed	(10,936)	-	-	-	-	-
	<u>OTHER PROCUREMENT - TOTAL</u>	<u>1,240,928</u>	<u>830,067</u>	<u>213,872</u>	<u>187,452</u>	<u>191,007</u>	<u>237,736</u>
	<u>PRIOR YEAR PROGRAMS - TOTAL</u>	<u>231,901</u>	<u>155,447</u>	<u>61,120</u>	<u>40,225</u>	<u>24,593</u>	<u>29,509</u>
	<u>FY 1964 PROGRAM - TOTAL</u>	<u>1,009,027</u>	<u>674,620</u>	<u>152,752</u>	<u>147,227</u>	<u>166,414</u>	<u>208,227</u>
8100	Munitions and Associated Equipment	172,458	141,822	83,154	29,817	11,293	17,558
8200	Vehicular Equipment	84,888	51,286	2,351	6,143	10,189	32,603
8300	Cryptologic and Other USAF Security Service Equipment	30,973	11,016	68	320	783	9,845
8400	Electronic and Telecommunications Equipment	428,446	278,143	59,874	67,954	51,223	99,092
8500	Other Base Maintenance and Support Equipment	182,268	142,734	5,930	33,832	77,287	25,685

TABLE 209 - DEPARTMENT OF THE AIR FORCE FUNDS AVAILABLE FOR OBLIGATION IN FY 1964 WITH ACTUAL OBLIGATIONS - DURING FY 1964
(CONTINUED)

PRO-GRAM NUM-BER	APPROPRIATION AND PROGRAM TITLE	TOTAL AVAILABLE FOR OBLIGATION DURING FY 1964	TOTAL GROSS OBLIGATIONS	OBLIGATIONS			
				First Quarter	Second Quarter	Third Quarter	Fourth Quarter
	<u>FY 1964 PROGRAM - (Continued)</u>						
8600	Other Industrial Facilities	\$ 3,278	\$ 2,211	\$ -	\$ 3	\$ 1,228	\$ 980
8700	Procurement Other Than Air Force	62,508	26,496	22	7,631	8,022	10,821
8800	Equipment Modification	44,208	20,930	1,353	1,528	6,394	11,655
3080	Other Procurement, First Destination Transportation	-	-	-	-	-	-
9930	Refunds on Transportation of Persons and Things	-	(19)	-	-	(6)	(13)
9960	Appropriation Reimbursements	=	-	-	-	-	-
	<u>RESEARCH, DEVELOPMENT, TEST AND EVALUATION - TOTAL</u>	<u>4,388,841</u>	<u>3,912,095</u>	<u>1,159,654</u>	<u>841,920</u>	<u>879,735</u>	<u>1,030,786</u>
	<u>PRIOR YEAR PROGRAMS - TOTAL</u>	<u>248,344</u>	<u>220,814</u>	<u>118,267</u>	<u>45,113</u>	<u>37,336</u>	<u>20,098</u>
	<u>FY 1964 PROGRAM - TOTAL</u>	<u>4,140,497</u>	<u>3,691,281</u>	<u>1,041,387</u>	<u>796,807</u>	<u>842,399</u>	<u>1,010,688</u>
610	Aircraft and Related Equipment	655,137	582,576	110,124	55,303	267,567	149,582
620	Missiles and Related Equipment	1,113,785	1,030,472	324,515	269,970	192,051	243,936
630	Military Astronautics and Related Equipment	1,486,548	1,338,818	334,010	249,613	388,669	366,526
640	Ships and Small Craft and Related Equipment	-	-	-	-	-	-
660	Ordnance, Combat Vehicles and Related Equipment	-	-	-	-	-	-
670	Other Equipment	241,991	193,433	118,991	102,983	(123,212)	94,671
680	Military Sciences	145,580	123,167	9,008	29,365	31,048	53,746
690	Program-Wide Management and Support	424,829	422,818	144,739	89,573	86,276	102,230
993	Refunds on Transportation of Persons and Things	-	(3)	-	-	(1)	(2)
	Undistributed	72,626	-	-	-	-	-
	<u>MILITARY CONSTRUCTION, AIR FORCE - TOTAL</u>	<u>833,758</u>	<u>501,363</u>	<u>102,430</u>	<u>66,327</u>	<u>206,030</u>	<u>126,576</u>
	<u>PRIOR YEAR PROGRAMS - TOTAL</u>	<u>372,688</u>	<u>242,062</u>	<u>96,320</u>	<u>59,508</u>	<u>38,588</u>	<u>47,646</u>
	<u>FY 1964 PROGRAM - TOTAL</u>	<u>461,070</u>	<u>259,301</u>	<u>6,109</u>	<u>6,819</u>	<u>167,442</u>	<u>78,931</u>
310	Advance Project Planning	14,798	9,931	34	3,928	3,012	2,957
320	Military Construction, Inside the United States	350,634	232,069	5,487	92	158,502	67,988
330	Military Construction, Outside the United States	71,882	4,667	-	-	25	4,642
340	Minor Construction	12,759	9,953	58c	2,798	3,913	2,653
350	Support Activities	960	5	-	-	1	4
991	Advance Payments	-	b/	-	-	-	b/
993	Refunds on Transportation of Persons and Things	-	-	-	-	-	-
ATA	Appropriation Transfer Account	10,037	2,677	-	-	1,989	688
	<u>MILITARY CONSTRUCTION, AIR FORCE RESERVE - TOTAL</u>	<u>8,040</u>	<u>4,080</u>	<u>490</u>	<u>290</u>	<u>188</u>	<u>3,112</u>
	<u>PRIOR YEAR PROGRAMS - TOTAL</u>	<u>3,040</u>	<u>1,990</u>	<u>490</u>	<u>290</u>	<u>75</u>	<u>1,135</u>
	<u>FY 1964 PROGRAM - TOTAL</u>	<u>5,000</u>	<u>2,090</u>	<u>-</u>	<u>-</u>	<u>113</u>	<u>1,977</u>
310	Advance Project Planning	353	17	-	-	-	17
320	Reserve Construction	4,447	2,073	-	-	113	1,960
340	Minor Construction	200	-	-	-	-	-

TABLE 209 - DEPARTMENT OF THE AIR FORCE FUNDS AVAILABLE FOR OBLIGATIONS IN FY 1964 WITH ACTUAL OBLIGATIONS - DURING
FY 1964 (CONTINUED)

PRO- GRAM NUM- BER	APPROPRIATION AND PROGRAM TITLE	TOTAL AVAILABLE FOR OBLIGATION DURING FY 1964	TOTAL GROSS OBLIGATIONS	OBLIGATIONS			
				First Quarter	Second Quarter	Third Quarter	Fourth Quarter
	<u>MILITARY CONSTRUCTION, AIR NATIONAL GUARD - TOTAL . . .</u>	\$ 22,660	\$ 14,717	\$ 2,099	\$ 854	\$ 6,912	\$ 4,852
	<u>PRIOR YEAR PROGRAMS - TOTAL</u>	5,068	3,874	\$ 2,099	854	361	560
	<u>FY 1964 PROGRAM - TOTAL</u>	17,600	10,843	-	-	6,551	4,292
310	Advance Project Planning	900	144	-	-	-	144
320	Air National Guard Construction	16,200	10,698	-	-	6,551	4,147
340	Minor Construction	500	-	-	-	-	-

a/ Excludes \$19,807 carried into FY 1965 for Operation and Maintenance Air Force.
b/ Less than \$1,000

Source: Financial Policy and Analysis Division, Directorate of Budget, Comptroller of the Air Force.

TABLE 210 - DEPARTMENT OF THE AIR FORCE AMOUNTS AVAILABLE FOR EXPENDITURES - DURING FY 1964

(Table excludes reimbursements. Figures are in thousands of dollars and do not necessarily add to totals due to rounding. Figures in parentheses denote minus amounts).

APPROPRIATION	UNEXPENDED BALANCE 1 JULY 1963	FY 1964 NEW EXPENDITURE AUTHORITY	APPROPRIATION TRANSFERS	CHANGES IN MILITARY AID PROGRAM-COMMON ITEM ORDER FINANCING	TOTAL AVAILABLE FOR EXPENDITURES	NET EXPENDITURES DURING FY 1964	RESTORATIONS AND WITHDRAWALS PUBLIC LAW 798	NET UNEXPENDED BALANCE 30 JUNE 1964
<u>MILITARY FUNCTIONS, AIR FORCE - TOTAL</u>	a/ \$10,236,384	\$ 19,410,615	\$ 55,667	(\$472,842)	\$ 29,229,824	\$20,508,648	(\$32,995)	b/ \$ 8,688,181
<u>DIRECT APPROPRIATIONS - TOTAL</u>	<u>9,917,199</u>	<u>19,410,615</u>	<u>90,667</u>	<u>(451,070)</u>	<u>28,967,411</u>	<u>20,504,043</u>	<u>(34,314)</u>	<u>8,429,054</u>
Military Personnel	a/ 51,406	4,365,700	57,000	-	4,474,106	4,435,779	(5,768)	b/ 32,559
Reserve Personnel	6,406	57,700	-	-	64,106	55,391	(929)	7,786
National Guard Personnel	11,123	61,500	(400)	-	72,223	58,669	(2,515)	11,039
Operation and Maintenance, Air Force	719,290	4,355,500	(18,341)	(5,428)	5,051,021	4,472,344	(28,261)	550,416
Operation and Maintenance, Alaska Communication System, Air Force	867	-	-	-	867	853	(5)	8
Operation and Maintenance, Air National Guard	26,940	222,700	(2,600)	-	247,040	222,635	(2,180)	22,225
Discontinued Procurement Appropriations, Air Force, Prior Years	41,472	-	-	-	41,472	23,142	5,344	23,674
Preparation for Sale or Salvage of Military Property, Air Force	7	-	-	-	7	c/	c/	7
Aircraft Procurement	4,032,295	3,385,575	-	(340,510)	7,077,360	3,893,859	-	3,183,501
Missile Procurement	1,362,510	2,141,990	(36,000)	(32,096)	3,436,404	2,100,569	-	1,335,835
Other Procurement	1,119,380	878,299	-	(72,659)	1,925,020	964,821	-	960,199
Research, Development, Test and Evaluation	1,760,182	3,453,376	91,008	(377)	5,304,189	3,721,620	-	1,582,569
Military Construction, Air Force	761,122	468,275	-	-	1,229,397	535,865	-	693,532
Military Construction, Air Force Reserve	7,040	4,000	-	-	11,040	3,969	-	7,072
Military Construction, Air National Guard	17,159	16,000	-	-	33,159	14,527	-	18,631
<u>REVOLVING AND MANAGEMENT FUNDS - TOTAL.</u>	<u>319,184</u>	<u>-</u>	<u>(35,000)</u>	<u>(21,772)</u>	<u>262,412</u>	<u>4,605</u>	<u>1,320</u>	<u>259,127</u>
Air Force Management Fund	1,772	-	-	-	1,772	1,308	1,320	1,784
Air Force Stock Fund	230,605	-	(25,000)	(21,772)	183,833	(28,920)	-	212,753
Air Force Industrial Fund	77,310	-	(10,000)	-	67,310	29,545	-	37,765
Defense Production Guarantees	9,497	-	-	-	9,497	2,672	-	6,825

a/ After reduction for deficiency of \$45,602.
 b/ After reduction for deficiency of \$45,755.
 c/ Less than \$1,000.

Source: Financial Policy and Analysis Division, Directorate of Budget, Comptroller of the Air Force.

TABLE 211 - DEPARTMENT OF THE AIR FORCE GROSS EXPENDITURES AGAINST FY 1964 PROGRAM -

DURING FY 1964

(Figures are in thousands of dollars and do not necessarily add to totals due to rounding. Figures in parentheses denote minus amounts.)

PRO- GRAM NUM- BER	APPROPRIATION AND PROGRAM TITLE	TOTAL GROSS EXPENDITURES	GROSS EXPENDITURES			
			First Quarter	Second Quarter	Third Quarter	Fourth Quarter
	<u>ALL DIRECT APPROPRIATIONS - TOTAL . . .</u>	<u>\$ 14,091,651</u>	<u>\$ 2,222,580</u>	<u>\$ 3,612,489</u>	<u>\$ 3,847,801</u>	<u>\$ 4,408,781</u>
	<u>MILITARY PERSONNEL - TOTAL</u>	<u>4,372,003</u>	<u>986,045</u>	<u>1,112,104</u>	<u>1,104,648</u>	<u>1,169,206</u>
510	Pay and Allowances of Officers	1,363,123	229,131	452,713	322,671	358,608
530	Pay and Allowances of Enlisted Personnel	2,442,480	367,681	790,354	653,587	630,858
550	Pay and Allowances of Cadets	5,338	1,383	1,506	1,346	1,103
560	Subsistence of Enlisted Personnel	285,675	65,028	72,142	71,847	76,658
570	Movements - Permanent Change of Station	233,420	38,908	65,038	56,630	72,844
590	Other Military Personnel Costs	3,031	273,277	(271,891)	731	914
993	Refunds on Transportation of Persons and Things	(51)	a/	a/	(8)	(35)
	Undistributed	38,987	10,639	2,247	(2,158)	28,259
	<u>RESERVE PERSONNEL - TOTAL</u>	<u>49,413</u>	<u>12,696</u>	<u>10,928</u>	<u>11,985</u>	<u>13,804</u>
750	Reserve Personnel	43,439	11,854	9,015	10,082	12,488
770	Reserve Officer Candidates	5,974	810	1,918	1,927	1,319
	Undistributed	(1)	33	(7)	(24)	(3)
	<u>NATIONAL GUARD PERSONNEL - TOTAL</u>	<u>49,448</u>	<u>8,964</u>	<u>11,400</u>	<u>13,018</u>	<u>16,066</u>
520	National Guard Personnel	49,345	8,910	11,307	13,105	16,023
	Undistributed	102	54	92	(88)	44
	<u>OPERATION AND MAINTENANCE, AIR FORCE - TOTAL</u>	<u>4,196,973</u>	<u>657,548</u>	<u>1,082,011</u>	<u>1,115,204</u>	<u>1,342,210</u>
410	Aircraft Fuel and Oil	487,753	82,088	131,280	121,893	152,492
430	Logistical Support	1,474,179	240,175	368,662	402,121	463,221
440	Training Support	308,598	58,683	80,012	79,943	89,960
450	Operational Support	1,318,734	200,074	340,865	372,427	405,368
470	Medical Support	154,227	20,631	38,576	43,275	51,745
480	Service-Wide Support	405,930	52,181	95,530	96,750	161,469
490	Contingencies	2,174	209	567	542	856
991	Advance Payments	7,878	864	2,462	525	4,027
993	Refunds on Transportation of Persons and Things	(28)	a/	a/	(4)	(24)
994	Progress Payments	396	-	851	11	(466)
	Undistributed	14,935	2,643	1,008	(2,278)	13,562
	Advance to Government of Morocco	-	-	-	-	-
	Advance to General Services Administration	22,200	-	22,200	-	-
	<u>OPERATION AND MAINTENANCE, AIR NATIONAL GUARD - TOTAL</u>	<u>198,088</u>	<u>30,253</u>	<u>49,047</u>	<u>50,694</u>	<u>68,094</u>
410	Operation of Aircraft	42,026	5,098	12,190	10,243	14,495
430	Logistical Support	24,568	4	5,108	6,050	13,396
440	Training Support	130,813	25,066	31,702	34,260	39,785
470	Medical Support	568	25	83	112	348
480	Service-Wide Support	114	17	25	24	48
993	Refunds on Transportation of Persons and Things	(1)	-	a/	-	(1)
	Undistributed	-	42	(61)	(3)	22
	<u>AIRCRAFT PROCUREMENT - TOTAL</u>	<u>1,213,234</u>	<u>230,875</u>	<u>289,651</u>	<u>338,783</u>	<u>353,925</u>
1000	Aircraft Weapon System	166,725	64	6,440	39,668	120,553
1100	Modifications	234,431	8,163	45,320	62,866	118,082
1200	In-Service Direct Ground Support Equipment Common	14,095	80	2,128	3,837	8,050
1300	Component Improvement	7,432	-	175	1,504	5,753
1400	Aircraft Industrial Facilities	804	-	7	59	738
1500	Replenishment Spares	111,332	1,020	10,843	39,244	60,225
1600	Airborne	-	-	-	-	-
1700	War Consumables	-	-	-	-	-
1800	Procurement Other Than Air Force	24,029	157	3,493	6,953	13,426
1900	Other Charges	656,468	236,103	208,225	184,921	27,219
3010	Aircraft Weapon System, First Destination Transportation	459	515	404	(20)	(440)
9930	Refunds on Transportation of Persons and Things	(6)	(2)	(1)	(2)	(1)
	Undistributed	(2,535)	(15,226)	12,619	(248)	320
	<u>MISSILE PROCUREMENT - TOTAL</u>	<u>1,216,002</u>	<u>44,700</u>	<u>429,495</u>	<u>358,748</u>	<u>383,059</u>
2000	Missile Weapon System	794,720	42,179	241,885	253,149	257,507
2100	Modifications	114,122	574	14,441	37,554	61,553
2200	Out of Production Systems and Common Support	22,529	1,017	6,625	4,116	10,771

TABLE 211 - DEPARTMENT OF THE AIR FORCE GROSS EXPENDITURES AGAINST FY 1964 PROGRAM -
DURING FY 1964 (CONTINUED)

PRO- GRAM NUM- BER	APPROPRIATION AND PROGRAM TITLE	TOTAL GROSS EXPENDITURES	GROSS EXPENDITURES			
			First Quarter	Second Quarter	Third Quarter	Fourth Quarter
	MISSILE PROCUREMENT (Continued)					
2300	Component Improvement	-	-	-	-	-
2400	Missile Industrial Facilities	483	-	-	3	480
2800	Procurement Other Than Air Force	5	-	-	-	5
2900	Other Charges	288,746	2,813	163,028	66,920	55,985
3020	Missile Weapon System, First Destination Transportation	2,398	3,815	3,181	(1,242)	(3,356)
9930	Refunds on Transportation of Persons and Things	(12)	(1)	-	(8)	(4)
	Undistributed	(6,989)	(5,696)	335	(1,746)	118
	OTHER PROCUREMENT - TOTAL	277,091	7,945	63,618	94,486	111,042
8100	Munitions and Associated Equipment	21,543	-	2,153	5,167	14,223
8200	Vehicular Equipment	11,175	27	2,456	3,447	5,245
8300	Cryptologic and Other USAF Security Service Equipment	1,101	14	97	761	229
8400	Electronic and Telecommunications Equipment	122,446	5,200	30,947	33,316	52,983
8500	Other Base Maintenance and Support Equipment	108,285	665	26,822	52,314	28,484
8600	Other Industrial Facilities	250	-	-	45	205
8700	Procurement Other Than Air Force	7,022	-	1,541	1,334	4,147
8800	Equipment Modification	5,558	4	1,023	1,750	2,781
3080	Other Procurement, First Destination Transportation	683	966	961	(146)	(1,098)
9930	Refunds on Transportation of Persons and Things	(19)	(3)	-	(3)	(13)
	Undistributed	(952)	1,073	(2,382)	(3,500)	3,857
	RESEARCH, DEVELOPMENT, TEST AND EVALUATION					
	TOTAL	2,471,460	240,814	563,161	755,310	912,175
610	Aircraft and Related Equipment	418,787	4,711	34,189	184,075	195,812
620	Missiles and Related Equipment	712,686	63,281	172,766	240,471	236,168
630	Military Astronautics and Related Equipment	845,982	32,046	188,487	323,237	302,212
640	Ships and Small Craft and Related Equipment	-	-	-	-	-
660	Ordnance, Combat Vehicles and Related Equip ment	-	-	-	-	-
670	Other Equipment	81,390	77,226	72,085	(110,483)	42,562
680	Military Sciences	41,668	363	5,124	12,057	24,124
690	Program-Wide Management and Support	365,567	65,125	90,762	98,862	110,818
993	Refunds on Transportation of Persons and Things	(3)	-	-	(1)	(2)
991	Advance Payments	-	-	-	-	-
994	Progress Payments	-	-	-	-	-
	Undistributed	5,383	(1,938)	(251)	7,092	480
	MILITARY CONSTRUCTION, AIR FORCE - TOTAL	46,640	2,441	1,594	6,634	35,971
310	Advance Project Planning	6,694	285	1,394	2,494	2,521
320	Military Construction, Inside the United States	32,193	15	1,353	3,729	27,096
330	Military Construction, Outside the United States	116	11	-	25	80
340	Minor Construction	5,667	81	556	1,948	3,082
350	Support Activities	3	-	-	1	2
991	Advance Payments	-	-	-	-	-
993	Refunds on Transportation of Persons and Things	a/	-	-	-	a/
	Undistributed	1,034	2,048	(1,708)	(1,598)	2,292
994	Progress Payments	88	-	-	29	59
	Appropriation Transfer Account	845	-	-	6	839
	MILITARY CONSTRUCTION, AIR FORCE RESERVE					
	TOTAL	153	202	(305)	2	254
310	Advance Project Planning	-	-	-	3	(3)
320	Reserve Construction	153	-	-	-	153
340	Minor Construction	-	-	-	-	-
	Undistributed	-	202	(305)	(1)	104
	MILITARY CONSTRUCTION, AIR NATIONAL GUARD - TOTAL	1,146	97	(215)	(1,711)	2,975
310	Advance Project Planning	31	-	-	1	30
320	Air National Guard Construction	1,115	-	-	-	1,115
340	Minor Construction	-	-	-	-	-
	Undistributed	-	97	(215)	(1,713)	1,831

a/ Less than \$1,000

Source: Financial Policy and Analysis Division, Directorate of Budget, Comptroller of the Air Force

TABLE 212 - DEPARTMENT OF THE AIR FORCE GROSS EXPENDITURES AGAINST FY 1963 PROGRAM -
DURING FY 1964

(Figures are in thousands of dollars and do not necessarily add to totals due to rounding. Figures in parentheses denote minus amounts.)

PRO- GRAM NUM- BER	APPROPRIATION AND PROGRAM TITLE	TOTAL GROSS EXPENDITURES	GROSS EXPENDITURES			
			First Quarter	Second Quarter	Third Quarter	Fourth Quarter
	<u>ALL DIRECT APPROPRIATIONS - TOTAL . . .</u>	\$ 5,596,745	\$ 2,315,615	\$ 1,388,732	\$ 1,064,902	\$ 827,496
	<u>MILITARY PERSONNEL - TOTAL</u>	92,981	75,938	14,009	1,000	2,034
510	Pay and Allowances	15,434	11,025	4,979	(1,678)	1,108
530	Movement - Permanent Change of Station	72,136	47,820	18,768	3,955	1,593
550	Subsistence in Kind	7,516	6,851	572	68	25
590	Other Military Personnel Costs	150	123	11	10	6
993	Refunds on Transportation of Persons and Things	(415)	(58)	(95)	(125)	(137)
	Undistributed	(1,841)	10,178	(10,227)	(1,229)	(563)
	<u>RESERVE PERSONNEL - TOTAL</u>	5,793	6,092	11	(208)	(102)
750	Reserve Personnel	5,546	5,244	156	108	38
770	Reserve Officer Candidate	298	893	(143)	(313)	(139)
	Undistributed	(48)	(45)	(2)	(1)	a/
993	Refunds on Transportation of Persons and Things	(2)	a/	a/	a/	(2)
	<u>NATIONAL GUARD PERSONNEL - TOTAL</u>	9,345	8,542	724	75	4
520	National Guard Personnel	10,727	9,981	570	78	98
	Undistributed	(1,382)	(1,439)	154	(3)	94
993	Refunds on Transportation of Persons and Things	(1)	a/	a/	a/	(1)
	<u>OPERATION AND MAINTENANCE, AIR FORCE - TOTAL</u>	598,301	449,248	82,634	41,333	25,086
410	Aircraft Fuel and Oil	51,202	50,711	12	418	61
430	Logistical Support	244,841	182,429	33,702	17,993	10,717
440	Training Support	29,412	22,959	3,668	1,569	1,216
450	Operational Support	240,558	168,712	45,293	17,360	9,193
470	Medical Support	24,000	14,497	6,694	1,261	1,548
480	Service Wide Support	72,332	46,329	18,545	4,651	2,807
490	Contingencies	571	512	65	6	(12)
991	Advance Payments	380	(967)	(1,528)	3,212	(337)
993	Refunds on Transportation of Persons and Things	(610)	(86)	18	(386)	(156)
994	Progress Payments	(4,389)	161	(133)	(4,357)	(60)
	Undistributed	(37,798)	(36,007)	(1,505)	(395)	109
	Advance to Government of Morocco	-	-	-	-	-
	Advance to General Services Administration	(22,200)	-	(22,200)	-	-
	<u>OPERATION AND MAINTENANCE, AIR NATIONAL</u>					
	<u>GUARD - TOTAL</u>	25,035	20,562	3,365	411	697
410	Operation of Aircraft	10,147	9,180	232	392	343
430	Logistical Support	5,495	3,548	2,005	(344)	286
440	Training Support	9,949	9,855	(327)	319	102
470	Medical Support	145	94	11	18	22
480	Service Wide Support	9	9	-	-	-
993	Refunds on Transportation of Persons and Things	(18)	(4)	(5)	(6)	(3)
	Undistributed	(692)	(2,119)	1,449	31	(53)
	<u>OPERATION AND MAINTENANCE, ALASKA</u>					
	<u>COMMUNICATION SYSTEM, AIR FORCE - TOTAL</u>	853	547	232	43	31
158	Operation and Maintenance, Alaska Communication System, Air Force	836	546	234	43	13
	Undistributed	17	1	a/	a/	16
	<u>AIRCRAFT PROCUREMENT - TOTAL</u>	1,906,401	435,049	540,905	507,850	422,597
1000	Aircraft Weapon System	1,162,079	189,099	323,633	340,708	308,639
1100	Modification	286,302	97,781	82,069	66,891	39,561
1200	In-Service Direct Ground Support Equipment-Common	22,896	7,520	8,967	5,297	1,112
1300	Component Improvement	27,446	10,327	7,671	5,844	3,604
1400	Aircraft Industrial Facilities	15,043	749	2,672	6,132	5,490
1500	Replenishment Spares	273,493	106,014	85,825	50,608	31,046
1600	Airborne Alert Spares	-	-	-	-	-
1700	War Consumables	9,778	4,644	2,413	1,748	973
1800	Procurement Other Than Air Force	98,064	16,547	26,107	28,102	27,308

TABLE 212 - DEPARTMENT OF THE AIR FORCE GROSS EXPENDITURES AGAINST FY 1963 PROGRAM -
DURING FY 1964 (CONTINUED)

PRO- GRAM NUM- BER	APPROPRIATION AND PROGRAM TITLE	TOTAL GROSS EXPENDITURES	GROSS EXPENDITURES			
			First Quarter	Second Quarter	Third Quarter	Fourth Quarter
	<u>AIRCRAFT PROCUREMENT (Continued)</u>					
1900	Other Charges	\$ 11,386	\$ 2,158	\$ 1,799	\$ 2,544	\$ 4,885
3010	First Destination Transportation	a/	222	(216)	(6)	a/
993	Refunds on Transportation of Persons and Things	(87)	(12)	(37)	(17)	(21)
	<u>MISSILE PROCUREMENT - TOTAL</u>	<u>697,899</u>	<u>384,978</u>	<u>104,347</u>	<u>95,092</u>	<u>113,482</u>
2000	Missile Weapon System	601,699	301,598	183,888	78,200	38,013
2100	Modification	81,941	55,320	8,464	9,694	8,463
2200	Out of Production Systems and Common Support	20,793	10,171	6,310	1,616	2,696
2300	Component Improvement	-	-	-	-	-
2400	Industrial Facilities	4,879	799	1,017	1,455	1,608
2800	Procurement Other Than Air Force	2,041	869	816	230	126
2900	Other Charges	(13,336)	15,205	(95,177)	4,023	62,613
3020	First Destination Transportation	-	1,032	(951)	(81)	-
993	Refunds on Transportation of Persons and Things	(117)	(14)	(23)	(44)	(36)
	<u>OTHER PROCUREMENT - TOTAL</u>	<u>477,571</u>	<u>145,403</u>	<u>111,479</u>	<u>113,114</u>	<u>107,575</u>
8100	Munitions and Associated Equipment	119,777	26,682	12,162	41,171	39,762
8200	Vehicular Equipment	44,153	13,002	14,921	8,056	8,174
8300	Cryptologic and Other USAF Security Service Equipment	13,741	1,570	3,244	5,535	3,392
8400	Electronics and Telecommunications Equipment	215,658	77,252	58,257	36,145	44,004
8500	Other Base Maintenance and Support Equipment	45,756	18,475	12,161	11,868	3,252
8600	Other Industrial Facilities	1,740	597	509	411	223
8700	Procurement Other Than Air Force	20,804	4,982	5,072	5,554	5,196
8800	Equipment Modification	16,096	2,596	5,455	4,430	3,615
3080	First Destination Transportation	a/	274	(264)	(11)	1
993	Refunds on Transportation of Persons and Things	(153)	(25)	(36)	(50)	(42)
994	Progress Payments	-	(2)	(2)	4	-
	<u>RESEARCH, DEVELOPMENT, TEST AND EVALUATION - TOTAL</u>	<u>1,402,266</u>	<u>667,239</u>	<u>418,224</u>	<u>228,292</u>	<u>88,511</u>
610	Aircraft and Related Equipment	260,068	92,583	83,121	75,361	9,003
620	Missiles and Related Equipment	392,976	217,097	108,066	35,036	32,777
630	Military Astronautics and Related Equipment	527,368	264,271	151,272	92,238	19,587
640	Ships and Small Craft and Related Equipment	-	-	-	-	-
660	Ordnance, Combat Vehicles and Related Equipment	-	-	-	-	-
670	Other Equipment	152,729	43,446	42,113	29,931	37,239
680	Military Sciences	72,296	19,520	22,191	18,286	12,299
690	Program Wide Management and Support	58,485	34,529	14,037	7,049	2,870
991	Advance Payments	(18,345)	(297)	(871)	(2,290)	(14,887)
994	Progress Payments	(43,265)	(3,905)	(1,692)	(27,305)	(10,363)
993	Undistributed Refunds on Transportation of Persons and Things	(47)	(4)	(14)	(15)	(14)
	<u>MILITARY CONSTRUCTION, AIR FORCE - TOTAL</u>	<u>367,477</u>	<u>117,451</u>	<u>108,263</u>	<u>75,989</u>	<u>65,774</u>
	<u>MILITARY CONSTRUCTION, AIR FORCE RESERVE - TOTAL</u>	<u>2,850</u>	<u>966</u>	<u>1,009</u>	<u>423</u>	<u>452</u>
	<u>MILITARY CONSTRUCTION, AIR NATIONAL GUARD - TOTAL</u>	<u>9,973</u>	<u>3,600</u>	<u>3,530</u>	<u>1,488</u>	<u>1,355</u>

a/ Less Than \$1,000.

Source: Financial Policy and Analysis Division, Directorate of Budget, Comptroller of the Air Force.

TABLE 213 -- DEPARTMENT OF THE AIR FORCE GROSS EXPENDITURES AGAINST FY 1962 PROGRAM --
DURING FY 1964

(Figures are in thousands of dollars and do not necessarily add to totals due to rounding. Figures in parentheses denote minus amounts.)

PROGRAM NUMBER	APPROPRIATION AND PROGRAM TITLE	TOTAL GROSS EXPENDITURES	GROSS EXPENDITURES			
			First Quarter	Second Quarter	Third Quarter	Fourth Quarter
	<u>ALL DIRECT APPROPRIATIONS - TOTAL . . .</u>	<u>\$ 1,050,224</u>	<u>\$ 454,034</u>	<u>\$ 260,324</u>	<u>\$ 205,586</u>	<u>\$ 130,280</u>
	<u>MILITARY PERSONNEL - TOTAL</u>	<u>446</u>	<u>282</u>	<u>154</u>	<u>44</u>	<u>(34)</u>
510	Pay and Allowances	(324)	(142)	(71)	(39)	(72)
530	Movement-Permanent Change of Station	997	478	281	154	84
550	Subsistence-in-Kind	47	5	40	-	2
590	Other Military Personnel Costs	1	a/	a/	a/	a/
993	Refunds on Transportation of Persons and Things	(190)	(65)	(58)	(43)	(24)
	Undistributed	(84)	6	(38)	(30)	(22)
	<u>RESERVE PERSONNEL - TOTAL</u>	<u>82</u>	<u>34</u>	<u>16</u>	<u>19</u>	<u>13</u>
750	Reserve Personnel	83	34	17	19	13
770	Reserve Officer Candidates	a/	a/	a/	a/	a/
	Undistributed	-	1	(1)	-	-
	<u>NATIONAL GUARD PERSONNEL - TOTAL</u>	<u>5</u>	<u>6</u>	<u>1</u>	<u>(1)</u>	<u>(1)</u>
520	National Guard Personnel	4	6	2	(488)	484
	Undistributed	3	-	1	485	(483)
993	Refund on Trans. of Persons and Things	(1)	a/	a/	a/	a/
	<u>OPERATION AND MAINTENANCE, AIR FORCE - TOTAL</u>	<u>44,267</u>	<u>20,965</u>	<u>12,159</u>	<u>7,146</u>	<u>3,997</u>
410	Aircraft Fuel and Oil	30	29	1	-	-
430	Logistical Support	29,616	15,276	7,998	3,755	2,587
440	Training Support	(500)	98	43	63	(704)
450	Operational Support	10,154	4,805	2,662	1,770	917
470	Medical Support	1,270	559	625	174	(88)
480	Service-Wide Support	6,078	1,940	1,339	2,087	712
490	Contingencies	3	3	-	7	(7)
991	Advance Payments	6	-	-	81	(75)
993	Refunds on Transportation of Persons and Things	(320)	(134)	(83)	(80)	(23)
994	Progress Payments	(1,481)	(1,142)	(167)	(226)	54
	Undistributed	(587)	(468)	(259)	(485)	625
	Advance to Government of Morocco	-	-	-	-	-
	<u>OPERATION AND MAINTENANCE, AIR NATIONAL GUARD - TOTAL</u>	<u>113</u>	<u>90</u>	<u>3</u>	<u>16</u>	<u>4</u>
410	Operation of Aircraft	2	2	-	-	-
430	Logistical Support	25	25	-	-	-
440	Training Support	101	70	5	17	9
470	Medical Support	2	a/	2	-	-
480	Service-Wide Support	-	-	-	-	-
490	Contingencies	-	-	-	-	-
991	Advance Payments	-	-	-	-	-
993	Refunds on Transportation of Persons and Things	(11)	(5)	(4)	(2)	a/
	Undistributed	(4)	(2)	1	-	(3)
	<u>AIRCRAFT PROCUREMENT - TOTAL</u>	<u>616,888</u>	<u>270,037</u>	<u>165,589</u>	<u>117,618</u>	<u>63,644</u>
1000	Aircraft Weapon System	285,598	145,285	69,968	58,907	11,438
1100	Modification	107,158	41,312	30,982	18,680	16,184
1200	In-Service Direct Ground Support Equipment Common	12,858	3,187	3,379	3,665	2,627
1300	Component Improvement	10,358	3,508	2,970	1,680	2,200
1400	Industrial Facilities	13,352	4,940	4,809	1,931	1,672
1500	Replenishment Spares	100,284	43,156	27,324	18,785	11,019
1600	Airborne Alert Spares	-	-	-	-	-
1700	War Consumables	4,908	550	4,063	(6)	301
1800	Procurement Other than Air Force	6,108	2,568	1,820	861	859
1900	Other Charges	5,060	873	2,636	1,173	378
5000	Aircraft Weapons System	70,891	24,349	17,663	11,922	16,957
5800	Procurement Other than Air Force	331	316	(25)	29	11
	Undistributed	-	-	-	-	-

TABLE 213 - DEPARTMENT OF THE AIR FORCE GROSS EXPENDITURES AGAINST FY 1962 PROGRAM - DURING FY 1964 (CONTINUED)

PRO-GRAM NUM-BER	APPROPRIATION AND PROGRAM TITLE	TOTAL GROSS EXPENDITURES	GROSS EXPENDITURES			
			First Quarter	Second Quarter	Third Quarter	Fourth Quarter
993	AIRCRAFT PROCUREMENT (Continued)					
	Refunds on Transportation of Persons and Things	(18)	(7)	(1)	(8)	(2)
	<u>MISSILE PROCUREMENT - TOTAL</u>	<u>97,571</u>	<u>45,711</u>	<u>7,151</u>	<u>22,799</u>	<u>21,910</u>
2000	Missile Weapons System	63,226	35,270	(86)	12,495	15,547
2100	Modification	7,267	1,400	2,547	1,759	1,561
2200	Out-Of-Production Systems of Common Support	13,709	4,100	1,814	6,617	1,178
2300	Component Improvement	144	82	41	8	13
2400	Industrial Facilities	11,031	4,752	2,860	1,656	1,763
2800	Procurement Other Than Air Force	1,999	57	-	167	1,775
2900	Other Charges	235	51	-	109	75
3020	First Destination Transportation	-	-	-	-	-
993	Refunds on Transportation of Persons and Things	(40)	(1)	(26)	(12)	(1)
	<u>OTHER PROCUREMENT - TOTAL</u>	<u>200,519</u>	<u>69,825</u>	<u>52,620</u>	<u>44,464</u>	<u>33,610</u>
8100	Munitions and Associate Equipment	13,746	4,004	2,383	3,623	3,736
8200	Vehicular Equipment	13,325	5,252	4,384	2,175	1,514
8300	Cryptologic and Other Security Service Support	7,374	4,710	2,426	455	(217)
8400	Electronics and Telecommunications Equipment	133,648	45,274	34,739	32,966	20,669
8500	Other Base Maintenance and Support Equipment	17,206	8,042	5,098	2,653	1,413
8600	Industrial Facilities	1,036	304	435	152	145
8800	Equipment Modification	14,069	3,125	3,228	2,441	5,275
	Undistributed	-	-	-	-	-
993	Refunds on Transportation of Persons and Things	(10)	(5)	(1)	(3)	(1)
994	Progress Payments	-	(883)	(68)	-	951
	Appropriation Transfer Account	123	-	-	-	123
	<u>RESEARCH, DEVELOPMENT, TEST AND EVALUATION</u>					
	<u>TOTAL</u>	<u>90,333</u>	<u>47,084</u>	<u>22,631</u>	<u>13,481</u>	<u>7,137</u>
610	Aircraft and Related Equipment	21,238	12,578	2,913	3,936	1,811
620	Missile and Related Equipment	18,071	7,838	2,912	6,081	1,240
630	Military Astronautics and Related Equipment	19,642	8,415	6,991	3,972	264
640	Ships and Small Craft and Related Equipment	-	-	-	-	-
660	Ordnance, Combat Vehicles and Related Equipment	-	-	-	-	-
670	Other Equipment	22,187	8,786	3,879	3,463	6,059
680	Military Science	18,479	8,262	4,599	3,674	1,944
690	Program-Wide Management and Support	5,039	2,558	1,378	39	1,064
991	Advance Payments	(8,317)	(43)	56	(3,846)	(4,484)
994	Progress Payments	(6,004)	(1,308)	(99)	(3,835)	(762)
	Undistributed	-	-	-	-	-
993	Refunds on Transportation of Persons and Things	(3)	(1)	-	(1)	(1)

a/ Less than \$1,000

Source: Financial Policy and Analysis Division, Directorate of Budget, Comptroller of the Air Force.

TABLE 214 - DEPARTMENT OF THE AIR FORCE GROSS EXPENDITURES AGAINST FY 1961 PROGRAM -
DURING FY 1964

(Figures are in thousands of dollars and do not necessarily add to totals due to rounding. Figures in parentheses denote minus amounts.)

PRO- GRAM NUM- BER	APPROPRIATION AND PROGRAM TITLE	TOTAL GROSS EXPENDITURES	GROSS EXPENDITURES			
			First Quarter	Second Quarter	Third Quarter	Fourth Quarter
	<u>APPLICABLE APPROPRIATION - TOTAL</u>	<u>\$ 417,518</u>	<u>\$ 103,367</u>	<u>\$ 54,363</u>	<u>\$ 39,189</u>	<u>\$ 220,599</u>
	<u>AIRCRAFT PROCUREMENT - TOTAL</u>	<u>212,680</u>	<u>60,051</u>	<u>34,273</u>	<u>22,460</u>	<u>95,896</u>
1000	Aircraft Weapon System	75,544	29,385	16,200	15,808	14,151
1100	Modification	20,596	7,794	8,492	2,748	1,562
1200	In-Service Direct Ground Support Equip- ment-Common	9,451	3,434	2,340	1,854	1,823
1300	Component Improvement	3,793	1,742	692	809	550
1400	Industrial Facilities	1,948	1,202	462	37	247
1500	Replenishment Spares	10,666	5,070	3,099	1,342	1,155
1600	Airborne Alert Spares	1,971	1,246	379	64	282
1700	War Consumables	362	360	-	-	2
1800	Procurement Other Than Air Force	2,183	982	902	168	131
1900	Other Charges	75,307	103	49	164	74,991
5000	Aircraft Weapon System	10,853	8,727	1,579	(526)	1,073
993	Refunds on Transportation of Persons and Things	7	7	-	-	-
994	Progress Payments	-	-	70	-	(70)
3010	First Destination Transportation	-	-	8	(8)	-
	<u>MISSILE PROCUREMENT - TOTAL</u>	<u>139,839</u>	<u>17,831</u>	<u>826</u>	<u>7,719</u>	<u>113,463</u>
2000	Missile Weapon System	27,169	10,759	(2,749)	12,769	6,390
2100	Modifications	2,598	125	2,387	52	34
2200	Out of Production Systems of Common Support	35	24	16	(5)	-
2300	Component Improvement	28	-	-	-	28
2400	Industrial Facilities	2,877	1,384	1,003	412	78
2800	Procurement Other Than Air Force	2,130	21	170	6	1,933
2900	Other Charges	105,002	5,517	-	(5,515)	105,000
993	Refunds on Transportation of Persons and Things	-	-	-	-	-
	<u>OTHER PROCUREMENT - TOTAL</u>	<u>64,999</u>	<u>25,485</u>	<u>19,264</u>	<u>9,010</u>	<u>11,240</u>
8100	Munitions and Associated Equipment	3,056	1,308	1,168	302	278
8200	Vehicular Equipment	982	652	285	1	44
8300	Cryptologic and Other USAF Security Service Support	732	1,028	(528)	209	23
8400	Electronic and Telecommunication Equipment Other Base Maintenance and Support Equipment	45,253	18,068	13,599	5,938	7,648
8500	Equipment	4,152	1,387	1,312	378	1,075
8600	Industrial Facilities	57	20	1	24	12
8800	Equipment Modification	10,761	3,018	3,425	2,160	2,158
993	Refunds on Transportation of Persons and Things	5	5	-	-	-

Source: Financial Policy and Analysis Division, Directorate of Budget, Comptroller of the Air Force.

TABLE 215 - DEPARTMENT OF THE AIR FORCE GROSS EXPENDITURES AGAINST FY 1950 PROGRAM -
DURING FY 1964

(Figures are in thousands of dollars and do not necessarily add to totals due to rounding. Figures in parentheses denote minus amounts.)

PRO- GRAM NUM- BER	APPROPRIATION AND PROGRAM TITLE	TOTAL GROSS EXPENDITURES	GROSS EXPENDITURES			
			First Quarter	Second Quarter	Third Quarter	Fourth Quarter
	<u>ALL APPLICABLE APPROPRIATIONS - TOTAL</u>	\$ 222,285	\$ 11,444	(\$34,835)	\$ 13,734	\$ 231,942
	<u>AIRCRAFT PROCUREMENT - TOTAL</u>	196,030	5,344	8,585	7,234	174,867
110	Aircraft, Complete	171,617	4,440	(246)	(4,372)	171,795
120	Aircraft Components	18,253	1,164	6,827	8,704	1,558
130	Aircraft Ground Handling and Training Equipment	10,919	(523)	3,044	6,313	2,085
160	Aircraft Industrial Facilities	366	27	77	245	17
170	Aircraft Development, Test, and Evaluation	971	206	19	529	217
180	Aircraft Modification	1,041	(565)	375	771	460
190	First Destination Transportation	-	-	-	-	-
993	Refunds on Transportation of Persons and Things	-	(8)	-	8	-
994	Progress Payments	(7,137)	602	(1,572)	(4,898)	(1,269)
991	Advance Payment	-	-	63	(67)	4
	<u>MISSILE PROCUREMENT - TOTAL</u>	8,236	3,412	(47,264)	797	51,289
210	Missile Complete	2,956	108	2,530	339	(21)
220	Missile Components	1,102	1,191	(521)	134	298
230	Missile Ground Handling and Training Equipment	4,051	1,230	348	1,462	1,011
260	Missile Industrial Facilities	364	(75)	376	73	(10)
270	Missile Development, Test, and Evaluation	988	912	(50,000)	63	50,013
280	Missile Modification	83	79	4	-	-
290	First Destination Transportation	-	-	-	-	-
993	Refunds on Transportation of Persons and Things	-	(11)	-	11	-
994	Progress Payments	(1,307)	(22)	-	(1,285)	-
	<u>OTHER PROCUREMENT - TOTAL</u>	18,019	2,688	3,844	5,703	5,784
810	Weapons, Ammunition, and Propellants	276	566	12	(306)	4
820	Vehicular and Related Equipment	401	18	342	10	31
830	Electronic Weapon Support	17,900	4,781	1,506	6,677	4,936
840	Tele-Communications Equipment	10,667	(351)	1,193	2,585	7,240
850	Other Organizational and Base Support Equipment	1,411	384	667	271	89
860	Other Industrial Equipment	a/	-	-	-	a/
870	Development, Test and Evaluation	-	-	-	-	-
880	Equipment Modification	466	213	32	(114)	335
890	First Destination Transportation	-	-	-	-	-
991	Advance Payments	(29)	(35)	-	6	-
993	Refunds on Transportation of Persons and Things	-	(3)	-	3	-
994	Progress Payments	(13,073)	(2,884)	92	(3,430)	(6,851)

a/ Less than \$1,000

Source: Financial Policy and Analysis Division, Directorate of Budget, Comptroller of the Air Force

TABLE 216 - DEPARTMENT OF THE AIR FORCE GROSS EXPENDITURES AGAINST L, M, AND APPROPRIATION TRANSFER ACCOUNTS - DURING FY 1964

(Figures are in thousands of dollars and do not necessarily add to totals due to rounding. Figures in parentheses denote minus amounts.)

APPROPRIATION AND PROGRAM TITLE	TOTAL GROSS EXPENDITURES	GROSS EXPENDITURES			
		First Quarter	Second Quarter	Third Quarter	Fourth Quarter
<u>"L", "M", AND COMBINED ACCOUNTS - TOTAL</u>	\$ <u>195,375</u>	\$ <u>65,158</u>	\$ <u>56,163</u>	\$ <u>41,362</u>	\$ <u>32,692</u>
<u>LIQUIDATION ACCOUNTS - TOTAL</u>	<u>31</u>	-	5	3	23
Research, Development, Test and Evaluation	31	-	5	3	23
<u>SUCCESSOR "M" ACCOUNTS - TOTAL a/</u>	<u>48,339</u>	<u>14,731</u>	<u>11,876</u>	<u>9,278</u>	<u>12,454</u>
Military Personnel	993	256	288	227	222
Reserve Personnel	123	45	22	34	22
National Guard Personnel	2	1	-	-	1
Operation and Maintenance, Air Force	21,870	5,665	4,271	3,525	8,409
Operation and Maintenance, Air National Guard	27	3	21	(2)	5
Discontinued Procurement Appropriation	25,324	8,761	7,274	5,492	3,797
Preparation for Sale or Salvage	b/	-	-	b/	-
<u>APPROPRIATION TRANSFER ACCOUNTS - TOTAL</u>	-	-	-	6	-
<u>COMBINED YEAR ACCOUNTS - TOTAL</u>	<u>147,120</u>	<u>50,454</u>	<u>44,319</u>	<u>32,103</u>	<u>20,244</u>
Research, Development, Test, and Evaluation					
FY 1956 through FY 1961	20,721	7,879	5,766	3,465	3,611
Military Construction, FY 1962 and Prior	122,025	40,369	36,958	26,390	18,308
Military Construction, Air Force Reserve					
FY 1962 and Prior	965	452	504	61	(52)
Military Construction, Air National Guard					
FY 1962 and Prior	3,409	1,754	1,091	2,187	(1,623)
<u>DEFICIENCY ACCOUNTS - TOTAL</u>	<u>(115)</u>	<u>(27)</u>	<u>(37)</u>	<u>(22)</u>	<u>(29)</u>
Military Personnel, Air Force, FY 1959	(78)	(16)	(25)	(16)	(21)
Military Personnel, Air Force, FY 1958	(36)	(11)	(12)	(6)	(7)

a/ Includes Undistributed

b/ Less than \$1,000

Source: Financial Policy and Analysis Division, Directorate of Budget, Comptroller of the Air Force

SECRET

SECRET

