

DEPARTMENT OF THE AIR FORCE
HEADQUARTERS UNITED STATES AIR FORCE
WASHINGTON, D.C.



REPLY TO
ATTN OF: ACMC

1 SEP 1978

SUBJECT: Declassification of Statistical Digest (Your ltr, 25 Aug 78)


TO: AF/CVAH(S)

All editions of the USAF Statistical Digest for the years 1945 thru 1963 are UNCLASSIFIED IAW Executive Order 11652 and downgrading instructions in AFR 205-1. Statistical Digests from 1964 thru 1977 are CLASSIFIED IAW instructions on the individual pages. Additional security information can be obtained from the office of primary responsibility.

K.M. O'Over

K.M. OLVER, Colonel, USAF
Chief, Cost Analysis & Mgt Div
Directorate of Cost & Management Analysis

DS 64 2251-A1



UNITED STATES AIR FORCE
STATISTICAL DIGEST
FISCAL YEAR 1963

EIGHTEENTH EDITION

This document contains information affecting the national defense of the United States within the meaning of the Espionage Laws, Title 18 U.S.C., Sections 793 and 794, the transmission or the revelation of which in any manner to an unauthorized person is prohibited by law.

Retain or destroy this copy in accordance with AFR 205 - 1. Do not return.

DOWNGRADED AT 12 YEAR
INTERVALS; NOT AUTOMATICALLY
DECLASSIFIED. DOD DIR 5200.10

PREPARED BY
DIRECTORATE OF DATA AUTOMATION
COMPTROLLER OF THE AIR FORCE
HEADQUARTERS, USAF
WASHINGTON 25, D. C.

100

100

FOREWORD

THE USAF STATISTICAL DIGEST SUMMARIZES IN ONE DOCUMENT SELECTED STATISTICAL DATA COLLECTED AND PUBLISHED BY VARIOUS OFFICES OF THE HEADQUARTERS, UNITED STATES AIR FORCE AND CERTAIN MAJOR COMMANDS.

THIS IS THE EIGHTEENTH EDITION IN AN ANNUAL SERIES OF THIS PUBLICATION WHICH BEGAN IN 1946. A CALENDAR YEAR BY MONTH THROUGH AUGUST 1945 EDITION, ARMY AIR FORCE STATISTICAL DIGEST - WORLD WAR II (PEARL HARBOR, DECEMBER 7, 1941 TO VJ DAY, 31 AUGUST 1945) SUMMARIZED WORLD WAR II DATA, INCLUDING 1939. THIS PUBLICATION WAS FOLLOWED BY A SUPPLEMENT THAT COMPLETED DATA FOR THE CALENDAR YEAR 1945 AS WELL AS OTHER AVAILABLE DATA FOR THE ENTIRE YEAR AND PREVIOUS YEARS. CALENDAR YEARS 1946 AND 1947 CONTINUED SUMMARIES FOR THE RESPECTIVE YEARS AND ALL AVAILABLE DATA FOR PREVIOUS YEARS, SUBSEQUENT TO 1907. THE PUBLICATION WAS MADE AN ANNUAL REPORT UNTIL 1955 WHEN IT WAS REQUESTED THAT SUMMARIES OF PREVIOUS YEARS BE RESTORED BUT THEY WERE DISCONTINUED AGAIN AS OF FY 1960 EXCEPT FOR NEW TABLES THAT MIGHT BE INTRODUCED. IN THIS EVENT AN ATTEMPT WAS MADE TO GIVE A COMPLETE SYNOPSIS OF THE NEW TABLE DATA.

FROM 1946 THROUGH 1948 THE PUBLICATION WAS KEPT ON A CALENDAR YEAR BASIS AND AFTER THAT TIME IT WAS CONVERTED TO A FISCAL - JANUARY 1949 THROUGH JUNE 1950, BEING THE FIRST UNDER THIS STYLE OF ORGANIZATION.

THE SEQUENCE OF MATERIALS AND PARTS OF THE FY 1963 EDITION ARE ESSENTIALLY THE SAME AS THAT OF FY 1962 EXCEPT FOR THE COMBINATION OF A FEW TABLES AND THE ADDITION OF SOME NEW TABLES. SOME TITLES MAY NOT REFERENCE USAF, BUT IT IS GENERALLY UNDERSTOOD THAT ALL TABLES ARE OF USAF DERIVATION.

SOURCES OF THE PUBLISHED DATA ARE THE PUBLISHED AND UNPUBLISHED RECORDS OF THE DIRECTORATE OF DATA AUTOMATION, EXCEPT AS OTHERWISE NOTED IN THE SOURCE INDICATED AT THE END OF EACH TABLE.

CORRESPONDENCE RELATIVE TO THE CONTENT OF THIS DOCUMENT AS WELL AS SUGGESTIONS FOR FUTURE EDITIONS SHOULD BE ADDRESSED TO THE DIRECTORATE OF DATA AUTOMATION (AFADA), COMPTROLLER OF THE AIR FORCE, HEADQUARTERS, UNITED STATES AIR FORCE, WASHINGTON 25, D. C.



TABLE OF CONTENTS

FOREWORD	III
TABLE OF CONTENTS	V - XVIII
MAJOR AIR COMMAND AND SEPARATE OPERATING AGENCIES OF THE UNITED STATES	
AIR FORCE HISTORIES	XIX - XX
DEPARTMENT OF THE US AIR FORCE ORGANIZATION CHART - JANUARY 1963	XXII - XXIII
LEADERS OF THE USAF - FY 1907 THROUGH FY 1963	XXIV - XXVIII
CONTINENTAL US INSTALLATIONS (MAP)	XXIX
INTERESTING FACTS ABOUT USAF BASES - 30 JUN 1963	XXX - XLV
OVERSEA USAF INSTALLATIONS (MAPS)	XLVI - XLIX
CHRONOLOGY OF UNITED STATES AIR FORCE	L - LVII

PART I AIR FORCE UNITS AND CAPABILITIES

AIR FORCE UNITS AND CAPABILITIES	1 - 20
INTRODUCTION AND DEFINITIONS	1
TABLE 1 - ACTIVE USAF ORGANIZATIONS BY MAJOR AIR COMMAND AND SEPARATE OPERATING AGENCY, WORLD-WIDE - 30 JUN 1963	2
TABLE 2 - USAF COMBAT FORCES, COMBAT FLYING SUPPORT FORCES, AND OPERATIONAL FLYING SUPPORT FORCES BY KIND OF UNIT, AT END OF QUARTER - FY 1963	3
TABLE 3 - USAF COMBAT FORCES, COMBAT FLYING SUPPORT FORCES, AND OPERATIONAL FLYING SUPPORT FORCES BY KIND OF UNIT, WORLD-WIDE, AT END OF MONTH - FY 1963	4 - 9
TABLE 4 - USAF COMBAT FORCES, COMBAT FLYING SUPPORT FORCES, AND OPERATIONAL FLYING SUPPORT FORCES BY KIND OF UNIT, BY COMMAND OF ASSIGNMENT, WORLD-WIDE, AT END OF QUARTER - FY 1963	10 - 12
TABLE 5 - USAF COMBAT FORCES AND SELECTED COMBAT FLYING SUPPORT FORCES ORGANIZED AND EQUIPPED - AIRCRAFT AUTHORIZED, POSSESSED, AND READY AND CREWS AUTHORIZED, FORMED, AND READY, BY WEAPONS SYSTEM, AT END OF QUARTER - FY 1963	13 - 16
TABLE 6 - USAF COMBAT MISSILE FORCES ORGANIZED AND EQUIPPED, MISSILES AUTHORIZED, ON ALERT AND WITH EMERGENCY COMBAT CAPABILITY AND OPERATIONAL LAUNCHES AUTHORIZED, BY WEAPONS SYSTEM, AT END OF QUARTER - FY 1963	17 - 18
TABLE 7 - RELATIVE OPERATIONAL CAPABILITIES OF USAF COMBAT WINGS AND SQUADRONS BY KIND OF UNIT, SEMIANNUALLY - FY 1963	19

PART II - FLIGHT OPERATIONS

FLIGHT OPERATIONS	21 - 28
INTRODUCTIONS AND DEFINITIONS	21
TABLE 8 - USAF FLIGHT OPERATIONS OF ACTIVE AIRCRAFT BY TYPE AND MODEL, WORLD-WIDE, BY QUARTER - FY 1963	22 - 27
TABLE 9 - USAF FLIGHT OPERATIONS BY TYPE OF ACTIVITY, WORLD-WIDE, BY QUARTER - FY 1963	28

PART III - SAFETY

FLYING SAFETY	29 - 56
INTRODUCTIONS AND DEFINITIONS	29

TABLE OF CONTENTS (Continued)

PART III - SAFETY (CONTINUED)

TABLE 10 - USAF AIRCRAFT ACCIDENTS, FATALITIES, AND AIRCRAFT DESTROYED BY COMMAND, WORLD-WIDE, BY QUARTER - FY 1963	30 - 32
TABLE 11 - USAF AIRCRAFT ACCIDENTS (MAJOR AND FATAL) FATALITIES, AND AIRCRAFT DAMAGED, BY TYPE AND MODEL AIRCRAFT, WORLD-WIDE, BY QUARTER - FY 1963	33 - 39
TABLE 12 - USAF BAILMENT AND LOAN AIRCRAFT ACCIDENTS BY TYPE AND MODEL AIRCRAFT, WORLD-WIDE, BY QUARTER - FY 1963	40
TABLE 13 - USAF NON-FLIGHT, AIRCRAFT ACCIDENTS BY TYPE AND MODEL AIRCRAFT, WORLD-WIDE, BY QUARTER - FY 1963	41
TABLE 14 - MAJOR AIRCRAFT ACCIDENTS BY TYPE AND MODEL AIRCRAFT, BY CAUSE FACTORS, WORLD-WIDE, BY QUARTER - FY 1963	42 - 45
TABLE 15 - MAJOR AIRCRAFT ACCIDENTS BY TYPE AND MODEL AIRCRAFT, BY CONDITIONS AFFECTING ACCIDENT, WORLD-WIDE, BY QUARTER - FY 1963	46 - 49
TABLE 16 - MAJOR AIRCRAFT ACCIDENTS BY TYPE AND MODEL AIRCRAFT, BY PHASE OF OPERATION, WORLD-WIDE, BY QUARTER - FY 1963	50 - 53
TABLE 17 - PERSONNEL FATALITIES AND INJURIES IN AIRCRAFT ACCIDENTS, BY TYPE AND MODEL AIRCRAFT, WORLD-WIDE, BY QUARTER - FY 1963	54 - 56
GROUND SAFETY	57 - 69
INTRODUCTIONS AND DEFINITIONS	57
INJURIES	58 - 61
TABLE 18 - MILITARY PERSONNEL DISABLING AND NON-DISABLING INJURY EXPERIENCED BY COMMAND, WORLD-WIDE - FY 1963	59
TABLE 19 - ON-DUTY MILITARY PERSONNEL DISABLING INJURY EXPERIENCE BY COMMAND, WORLD-WIDE - FY 1963	59
TABLE 20 - OFF-DUTY MILITARY PERSONNEL DISABLING INJURY EXPERIENCE BY COMMAND, WORLD-WIDE - FY 1963	60
TABLE 21 - ON-DUTY CIVILIAN PERSONNEL DISABLING AND NON-DISABLING INJURY EXPERIENCE BY COMMAND, WORLD-WIDE - FY 1963	61
COSTS	62 - 63
TABLE 22 - USAF MOTOR VEHICLE GROUND ACCIDENT EXPERIENCE AND COST BY COMMAND, WORLD-WIDE - FY 1963	62
TABLE 23 - GROUND ACCIDENT COST ANALYSES BY COMMAND, WORLD-WIDE - FY 1963	63
LOSSES AND COSTS	64 - 68
TABLE 24 - MILITARY PERSONNEL DISABLING INJURY LOSSES AND COSTS RESULTING FROM USAF MOTOR VEHICLE ACCIDENT, BY COMMAND, WORLD-WIDE - FY 1963	64
TABLE 25 - ON-DUTY CIVILIAN PERSONNEL DISABLING INJURY LOSSES AND COSTS RESULTING FROM USAF MOTOR VEHICLE ACCIDENTS BY COMMAND, WORLD-WIDE - FY 1963	65

TABLE OF CONTENTS (Continued)

PART III - SAFETY (CONTINUED)

GROUND SAFETY (CONTINUED)

INTRODUCTION AND DEFINITIONS (CONTINUED)

LOSSES AND COSTS (CONTINUED)

TABLE 26 - MILITARY PERSONNEL DISABLING INJURY LOSSES AND COSTS RESULTING FROM PRIVATE MOTOR VEHICLE ACCIDENTS BY COMMAND, WORLD-WIDE - FY 1953	66
TABLE 27 - MILITARY PERSONNEL DISABLING INJURY LOSSES AND COSTS RESULTING FROM ALL OTHER (NON-VEHICULAR) ACCIDENTS BY COMMAND, WORLD-WIDE - FY 1953	67
TABLE 28 - ON-DUTY CIVILIAN PERSONNEL DISABLING INJURY LOSSES AND COSTS RESULTING FROM ALL OTHER (NON-VEHICULAR) ACCIDENTS BY COMMAND, WORLD-WIDE - FY 1953	68

DAMAGES 69

TABLE 29 - USAF AIRCRAFT DAMAGE RESULTING FROM GROUND ACCIDENTS BY COMMAND, WORLD-WIDE - FY 1953	69
--	----

PART IV - MATERIEL

AIRCRAFT AND MISSILES 71 - 133

INTRODUCTION AND DEFINITIONS 71

TABLE 30 - USAF AIRCRAFT ACCEPTANCES OF MODELS IN PRODUCTION, BY MANUFACTURER, BY RECEIPT, BY MONTH - FY 1963	71B - 72
TABLE 31 - USAF GUIDED MISSILE AND TARGET DRONE ACCEPTANCES BY MANUFACTURER, BY MONTH - FY 1963	73
TABLE 32 - USAF GUIDED AIRCRAFT ROCKET ACCEPTANCES BY MANUFACTURER, BY MONTH - FY 1963	74
TABLE 33 - USAF AIRCRAFT PROCUREMENT PROGRAMS BY FISCAL YEAR FUNDING - FY 1960 THROUGH FY 1963	75 - 76
TABLE 34 - USAF GUIDED AIRCRAFT ROCKET PROCUREMENT PROGRAMS BY FISCAL YEAR FUNDING - FY 1960 THROUGH FY 1963	77
TABLE 35 - USAF TARGET DRONE PROCUREMENT PROGRAMS BY FISCAL YEAR FUNDING - FY 1960 THROUGH FY 1963	77
TABLE 36 - USAF GUIDED MISSILE PROCUREMENT PROGRAMS BY FISCAL YEAR FUNDING - FY 1960 THROUGH FY 1963	78
TABLE 37 - FUNCTIONAL DISTRIBUTION OF USAF AIRCRAFT BY TYPE, WORLD-WIDE, AT END OF QUARTER - FY 1963	79 - 80
TABLE 38 - FUNCTIONAL DISTRIBUTION OF USAF AIRCRAFT BY TYPE, MODEL, AND SELECTED SERIES, WORLD-WIDE - 30 JUN 1963	81 - 85
TABLE 39 - FUNCTIONAL DISTRIBUTION OF USAF MISSILES BY TYPE, MODEL, AND SERIES, WORLD-WIDE, AT END OF QUARTER - FY 1963	86 - 89
TABLE 40 - FUNCTIONAL DISTRIBUTION OF USAF AIRCRAFT AT END OF QUARTER AND HOURS FLOWN DURING QUARTER, BY COMMAND, WORLD-WIDE - FY 1963	90 - 92
TABLE 41 - AGE (IN MONTHS) DISTRIBUTION OF USAF AIRCRAFT BY TYPE, MODEL, AND SELECTED SERIES, WORLD-WIDE - 30 JUN 1963	93 - 95
TABLE 42 - AGE (IN MONTHS) DISTRIBUTION OF USAF MISSILES, WORLD-WIDE - 30 JUN 1963	96
TABLE 43 - AGE (IN MONTHS) DISTRIBUTION OF USAF DRONES, WORLD-WIDE - 30 JUN 1963	96
TABLE 44 - USAF AIRCRAFT ACCUMULATIVE NET GAINS AND LOSSES BY TYPE, MODEL, AND SELECTED SERIES AIRCRAFT, WORLD-WIDE - 30 JUN 1963	97 - 106

TABLE OF CONTENTS (Continued)

PART IV - MATERIEL (CONTINUED)

AIRCRAFT AND MISSILES (CONTINUED)

INTRODUCTION AND DEFINITIONS (CONTINUED)

TABLE 45 - USAF AND COMPONENT AIRCRAFT GAINS AND LOSSES BY TYPE, MODEL, AND SERIES, WORLD-WIDE, SEMIANNUALLY - FY 1963	108-129
TABLE 46 - USAF DRONE AND MISSILE GAINS AND LOSSES BY TYPE, MODEL, AND SERIES, WORLD-WIDE, SEMIANNUALLY - FY 1963	130-133

PROPULSION UNITS 134-147

INTRODUCTION AND DEFINITIONS 134

TABLE 47 - USAF PROPULSION UNIT ACCEPTANCES BY TYPE AND RECIPIENT - FY 1963	135
TABLE 48 - USAF PROPULSION UNIT ACCEPTANCES OF MODELS IN PRODUCTION BY MANUFACTURER, BY MONTH - FY 1963	136-138
TABLE 49 - USAF PROPULSION UNITS BY ACCOUNT, BY MAJOR TYPE, BY STATUS, WORLD-WIDE, SEMI-ANNUALLY - FY 1963	139-140
TABLE 50 - USAF PROPULSION UNITS BY MAJOR TYPE, BY MODEL, BY STATUS, WORLD-WIDE, SEMI-ANNUALLY - FY 1963	140-141
TABLE 51 - USAF PROPULSION UNITS BY ACCOUNT, BY TYPE, BY STATUS, WORLD-WIDE, SEMIANNUALLY - FY 1963	142-147

AVIATION FUEL AND OIL 148-151

INTRODUCTION AND DEFINITIONS 148

TABLE 52 - USAF AVIATION FUEL ISSUES BY LOCATION, WORLD-WIDE, BY QUARTER - FY 1963	149
TABLE 53 - USAF AVIATION FUEL RECEIPTS FROM INDUSTRY AND OTHERS, BY SOURCE, BY LOCATION, WORLD-WIDE - FY 1963	149
TABLE 54 - USAF AVIATION FUEL INVENTORY BY LOCATION, WORLD-WIDE, SEMIANNUALLY - FY 1963	150
TABLE 55 - USAF AVIATION OIL INVENTORY BY LOCATION, WORLD-WIDE, SEMIANNUALLY - FY 1963	150
TABLE 56 - USAF AVIATION OIL BY LOCATION, WORLD-WIDE, BY QUARTER - FY 1963	151
TABLE 57 - USAF AVIATION OIL RECEIPTS FROM INDUSTRY, AND OTHERS BY SOURCE, BY LOCATION, WORLD-WIDE - 1963	151

VEHICLES 152-159

INTRODUCTION AND DEFINITIONS 152

TABLE 58 - USAF VEHICLES BY STATUS, WORLD-WIDE, AT END OF QUARTER - FY 1963	153
TABLE 59 - USAF VEHICLES BY STATUS, WITHIN MAJOR AIR COMMAND, WORLD-WIDE - 30 JUN 1963	154
TABLE 60 - USAF VEHICLES BY STATUS, DESIGN, AND APPLICATION, WORLD-WIDE - 30 JUN 1963	155-156
TABLE 61 - USAF VEHICLES BY DESIGN AND APPLICATION, BY COMMAND, WORLD-WIDE - 30 JUN 1963	158-159

TABLE OF CONTENTS (Continued)

PART IV - MATERIEL (CONTINUED)

WAR READINESS MATERIEL	160-162
INTRODUCTION AND DEFINITIONS	160
TABLE 62 - PRESTOCKAGE AND PER CENT OF REQUIREMENTS OF WAR READINESS MATERIEL (WRM) FOR SELECTED ITEMS, WORLD-WIDE - SEMIANNUALLY 15 OCT 1962 AND 15 JUN 1963	161
TABLE 63 - USAF SELECTED ITEMS OF AMMUNITION BY LOCATION, WORLD-WIDE, SEMIANNUALLY - FY 1963	162
AIR FORCE EQUIPMENT MANAGEMENT SYSTEM (AFEMS)	163-168
INTRODUCTION AND DEFINITIONS	163
TABLE 64 - MONETARY VALUE OF USAF EQUIPMENT AUTHORIZED AND IN USE/IN PLACE BY COMMAND, WORLD-WIDE - 15 OCT 1962	164
TABLE 65 - MONETARY VALUE OF UNIT MOBILITY EQUIPMENT (ME) BY COMMAND, WORLD-WIDE - 15 OCT 1962	165
TABLE 66 - MONETARY VALUE OF SUPPORT EQUIPMENT (SE) BY COMMAND, WORLD-WIDE - 15 OCT 1962	166
TABLE 67 - MONETARY VALUE OF JOINT USE EQUIPMENT (JU) BY COMMAND, WORLD-WIDE - 15 OCT 1962	167
TABLE 68 - MONETARY VALUE OF WAR READINESS MATERIEL EQUIPMENT (WRM) BY COMMAND, WORLD- WIDE - 15 OCT 1962	168
MACHINE TOOLS	169-170
INTRODUCTION AND DEFINITIONS	169
TABLE 69 - USAF OWNED MACHINE TOOLS AT MILITARY AND INDUSTRIAL INSTALLATIONS - 30 JUN 1963	170
STATUS OF THE USAF STRATEGIC AND CRITICAL MATERIALS STOCKPILING PROGRAM	171-174
INTRODUCTION	171
TABLE 70 - STATUS OF THE STRATEGIC AND CRITICAL MATERIALS STOCKPILING PROGRAM BY DEPOT, BY MATERIAL - 30 JUN 1963	172-173
TABLE 71 - STATUS OF THE STRATEGIC AND CRITICAL MATERIAL STOCKPILING PROGRAM BY DEPOT - 30 JUN 1963	174
SURPLUS AND EXCESS MATERIEL	175-176
INTRODUCTION AND DEFINITIONS	175
TABLE 72 - EXCESS AND SURPLUS PROPERTY ACTIVITY, DISPOSALS VS EXCESS, AND SURPLUS ON HAND, WORLD-WIDE - DURING 1963	176

TABLE OF CONTENTS (Continued)

PART V - TRANSPORTATION

INTRODUCTION AND DEFINITIONS		177
TABLE 73 - MILITARY AIR TRANSPORT SERVICE (MATS) SELECTED TRANSPORT OPERATIONS OF THE SINGLE MANAGER OPERATING AGENCY BY USER - FY 1963		178
TABLE 74 - MILITARY AIR TRANSPORT SERVICE (MATS) SELECTED TRANSPORT OPERATIONS OF THE SINGLE MANAGER OPERATING AGENCY BY ACTIVITY - FY 1963		178
TABLE 75 - MILITARY AIR TRANSPORT AIRLIFT SERVICE INDUSTRIAL FUND AIRCRAFT, AND FLYING HOUR DATA - FY 1963		179
TABLE 76 - MILITARY AIR TRANSPORT SERVICE (MATS) COST OF COMMERCIAL AIRLIFT PROCURED FOR SINGLE MANAGER OPERATING AGENCY BY CONTRACTOR - FY 1963		180
TABLE 77 - STATEMENT OF REVENUE AND EXPENSES - MILITARY AIR TRANSPORT AIRLIFT SERVICE USAF INDUSTRIAL FUND - FY 1963		181
TABLE 78 - MOVEMENT OF USAF SPONSORED PASSENGER VIA OCEAN TRANSPORTATION, BY DIRECTED OF PASSENGER LIFT AND ACCOMMODATIONS - WORLD-WIDE - FY 1963		182
TABLE 79 - MOVEMENT OF USAF SPONSORED PASSENGERS VIA OCEAN TRANSPORTATION, BY ACCOMMODATION AND CATEGORY OF PASSENGERS, WORLD-WIDE - FY 1963		182
TABLE 80 - MOVEMENT OF USAF SPONSORED PASSENGERS VIA OCEAN TRANSPORTATION TO AND FROM CONTINENTAL U S BY SOURCE, DESTINATION, AND ACCOMMODATION - FY 1963		183
TABLE 81 - MOVEMENT OF USAF SPONSORED DRY CARGO VIA OCEAN TRANSPORTATION BY DIRECTION OF LIFT AND BY COMMODITY, WORLD-WIDE - FY 1963		183
TABLE 82 - MOVEMENT OF USAF SPONSORED DRY CARGO VIA OCEAN TRANSPORTATION TO AND FROM CONTINENTAL U S BY SOURCE AND DESTINATION, BY COMMODITY - WORLD-WIDE - FY 1963		184-185
TABLE 83 - MOVEMENT OF USAF BULK PETROLEUM VIA OCEAN TRANSPORTATION BY AREA, WORLD-WIDE - FY 1963		186
TABLE 84 - MOVEMENT OF USAF BULK PETROLEUM VIA OCEAN TRANSPORTATION BY TYPE OF PRODUCT, WORLD-WIDE - FY 1963		186

PART VI - INSTALLATIONS

INTRODUCTION AND DEFINITIONS		187-189
TABLE 85 - USAF MAJOR ACTIVE INSTALLATIONS BY TYPE, BY COMMAND, WORLD-WIDE - 30 JUN 1963		190
TABLE 86 - USAF INSTALLATIONS BY TYPE, BY STATUS, WORLD-WIDE - 30 JUN 1963		191
TABLE 87 - STATUS OF THE USAF MILITARY CONSTRUCTION PROGRAM, CUMULATIVE, WORLD-WIDE - FY 1963 AND PRIOR		192
TABLE 88 - PROGRESS OF USAF MILITARY CONSTRUCTION PROGRAM, WORLD-WIDE - FY 1963		193
TABLE 89 - COST TO U S GOVERNMENT OF MILITARY REAL PROPERTY CONTROLLED BY DEPARTMENT OF THE AIR FORCE, WORLD-WIDE - 30 JUN 1963		193
TABLE 90 - MILITARY REAL PROPERTY ACREAGE OF CONTROLLED AND LOCATED AT DEPARTMENT OF THE AIR FORCE INSTALLATIONS, WORLD-WIDE - 30 JUN 1963		194
TABLE 91 - GOVERNMENT COST OF LAND CONTROLLED BY DEPARTMENT OF THE AIR FORCE, WORLD-WIDE - AS OF 30 JUN 1963		194
TABLE 92 - MAINTENANCE AND OPERATION COST OF USAF REAL PROPERTY BY COMMAND, WORLD-WIDE - FY 1963		195
TABLE 93 - USAF STORAGE SPACE, UTILIZATION, AND OCCUPANCY, WORLD-WIDE - 30 JUN 1963		196

TABLE OF CONTENTS (Continued)

PART VII - MILITARY ASSISTANCE PROGRAM (MAP)

INTRODUCTION AND DEFINITIONS		197
TABLE 94 - MILITARY ASSISTANCE GRANT AID PROGRAM BY RECIPIENT COUNTRY - PROGRAM AND DELIVERIES, WORLD-WIDE - FY 1950 THROUGH FY 1963 AND DELIVERIES WORLD-WIDE, BY QUARTER - FY 1963		198-199
TABLE 95 - MILITARY ASSISTANCE GRANT AID PROGRAM BY MAJOR CATEGORY, PROGRAM, AND DELIVERIES, WORLD-WIDE - FY 1950 THROUGH FY 1963 AND DELIVERIES, WORLD-WIDE, BY QUARTER - FY 1963		200
TABLE 96 - MILITARY ASSISTANCE GRANT AID MATERIEL PROGRAMS AND DELIVERIES BY SOURCE OF ASSISTANCE, WORLD-WIDE - FY 1950 THROUGH FY 1963		201
TABLE 97 - MILITARY ASSISTANCE BY MAJOR CATEGORY - CASES APPROVED AND DELIVERIES - FY 1950 THROUGH FY 1963 AND DELIVERIES, BY QUARTER - FY 1963		202
TABLE 98 - MILITARY ASSISTANCE GRANT AID PROGRAM SUPPORTED AIRCRAFT INVENTORY BY STATUS, BY TYPE, MODEL, AND SERIES AIRCRAFT, WORLD-WIDE, AT END OF QUARTER - FY 1963		203
TABLE 99 - MILITARY ASSISTANCE GRANT AID PROGRAM SUPPORTED AIRCRAFT INVENTORY BY STATUS, BY TYPE, MODEL, AND SERIES AIRCRAFT, BY COUNTRY, WORLD-WIDE, AT END OF QUARTER - FY 1963		204-208
TABLE 100 - MILITARY ASSISTANCE GRANT AID PROGRAM AIRCRAFT ATTRITION BY TYPE, MODEL, AND SERIES OF AIRCRAFT, WORLD-WIDE - FY 1963		209
TABLE 101 - MILITARY ASSISTANCE GRANT AID PROGRAM AIRCRAFT HOURS FLOWN BY TYPE, MODEL, AND SERIES OF AIRCRAFT, WORLD-WIDE, BY QUARTER - FY 1963		210
TABLE 102 - MILITARY ASSISTANCE GRANT AID PROGRAM AIRCRAFT HOURS FLOWN BY TYPE, MODEL, AND SERIES OF AIRCRAFT, BY COUNTRY, WORLD-WIDE, BY QUARTER - FY 1963		211-215
TABLE 103 - MILITARY ASSISTANCE GRANT AID PROGRAM AIRCRAFT DELIVERIES BY TYPE, MODEL, AND SERIES OF AIRCRAFT, WORLD-WIDE - FY 1950 THROUGH FY 1963 AND BY QUARTER - FY 1963		216-217
TABLE 104 - MILITARY ASSISTANCE GRANT AID PROGRAM AIRCRAFT DELIVERIES BY RECIPIENT COUNTRY, BY TYPE, MODEL, AND SERIES OF AIRCRAFT, WORLD-WIDE - FY 1950 THROUGH FY 1963 AND BY QUARTER - FY 1963		218-225
TABLE 105 - AIRCRAFT DELIVERIES TO ELIGIBLE FOREIGN COUNTRIES UNDER MILITARY ASSISTANCE SALES, WORLD-WIDE - FY 1950 THROUGH FY 1963		226
TABLE 106 - MILITARY ASSISTANCE GRANT AID PROGRAM, FORMAL TRAINING ACCOMPLISHMENTS BY TYPE OF TRAINING, BY RECIPIENT COUNTRY, WORLD-WIDE - FY 1950 THROUGH FY 1963		228-229
TABLE 107 - MILITARY ASSISTANCE GRANT AID PROGRAM TRAINING - CONTRACT TECHNICAL SERVICES, PERSONNEL COMPLETING ASSIGNMENTS, AND MAN-MONTHS, BY RECIPIENT AREA, WORLD-WIDE - FY 1950 THROUGH FY 1963		229
TABLE 108 - MILITARY ASSISTANCE GRANT AID PROGRAM TRAINING - MOBILE TRAINING TEAMS FURNISHED BY RECIPIENT COUNTRY, WORLD-WIDE - FY 1950 THROUGH FY 1963		230-231
TABLE 109 - USAF CIVILIAN EMPLOYEES IN SALARIED AND WAGE BOARD GROUPS EMPLOYED UNDER MILITARY ASSISTANCE PROGRAM (MAP), WORLD-WIDE, AT END OF QUARTER-FY 1963		232

PART VIII - MILITARY PERSONNEL

INTRODUCTION AND DEFINITIONS		233-235
STRENGTH		236-255
TABLE 110 - OPERATING LOCATION STRENGTH BY STATE, IN THE UNITED STATES, AT END OF QUARTER - FY 1963		236-237

TABLE OF CONTENTS (Continued)

PART VIII - MILITARY PERSONNEL (CONTINUED)

INTRODUCTION AND DEFINITIONS (CONTINUED)

STRENGTH (CONTINUED)

TABLE 111 - OPERATING LOCATION STRENGTH BY COUNTRY, OVERSEAS, AT END OF QUARTER - FY 1963	238-239
TABLE 112 - USAF OFFICERS BY GRADE IN WHICH SERVING, BY COMMAND, WORLD-WIDE - 30 JUN 1963	240
TABLE 113 - USAF REGULAR AND RESERVE GENERAL OFFICERS BY GRADE IN WHICH SERVING, WORLD- WIDE, AT END OF QUARTER - FY 1963	241
TABLE 114 - USAF REGULAR GENERAL OFFICERS BY PERMANENT GRADE, BY GRADE IN WHICH SERVING, WORLD-WIDE, AT END OF QUARTER - FY 1963	241
TABLE 115 - AIRMEN BY GRADE IN WHICH SERVING, BY COMMAND, WORLD-WIDE - 30 JUN 1963	242
TABLE 116 - USAF OFFICERS BY GRADE IN WHICH SERVING BY AGE, WORLD-WIDE, SEMIANNUALLY - FY 1963	243-244
TABLE 117 - USAF MILITARY PERSONNEL BY TYPE, BY PERSONNEL IDENTITY, BY COMMAND, WORLD- WIDE, AT END OF QUARTER - FY 1963	245-250
TABLE 118 - USAF PERSONNEL IN PIPELINE STATUS, AT END OF QUARTER - FY 1963	250
TABLE 119 - USAF MILITARY PERSONNEL BY GRADE IN WHICH SERVING, BY COMPONENT, WORLD-WIDE, AT END OF QUARTER - FY 1963	251-253
TABLE 120 - USAF REGULAR COMMISSIONED OFFICERS BY GRADE IN WHICH SERVING, BY CONTROL BRANCH, WORLD-WIDE, AT END OF QUARTER - FY 1963	254
TABLE 121 - USAF FEMALE PERSONNEL BY TYPE, BY GRADE IN WHICH SERVING, WORLD-WIDE - 30 JUN 1963	255

PERSONNEL BY AERONAUTICAL STATUS 256-262

TABLE 122 - USAF OFFICERS BY AERONAUTICAL RATING, BY FLYING STATUS, BY GRADE IN WHICH SERVING, WORLD-WIDE, AT END OF QUARTER - FY 1963	256
TABLE 123 - USAF OFFICERS BY AERONAUTICAL STATUS, WORLD-WIDE, AT END OF QUARTER - FY 1963	257
TABLE 124 - USAF OFFICERS BY AERONAUTICAL RATING, BY FLYING STATUS, BY COMMAND, WORLD- WIDE, SEMIANNUALLY - 31 DEC 1962 AND 30 JUN 1963	258-259
TABLE 125 - USAF OFFICERS ON FLYING STATUS BY AERONAUTICAL RATING, BY AGE, WORLD-WIDE, SEMIANNUALLY - 31 DEC 1962 AND 30 JUN 1963	260
TABLE 126 - PILOTS ON FLYING STATUS BY GRADE IN WHICH SERVING, BY TYPE OF DUTY, BY AGE GROUP, WORLD-WIDE - 30 JUN 1963	261
TABLE 127 - NAVIGATORS ON FLYING STATUS BY GRADE IN WHICH SERVING, BY TYPE OF DUTY, BY AGE GROUP, WORLD-WIDE - 30 JUN 1963	262

SPECIALTIES AND SKILL LEVEL 263-268

TABLE 128 - AUTHORIZED AND ASSIGNED USAF OFFICERS BY OCCUPATIONAL FIELD BASED ON DUTY SPECIALTY, WORLD-WIDE, SEMIANNUALLY - 31 DEC 1962 AND 30 JUN 1963	263-265
TABLE 129 - AUTHORIZED AND ASSIGNED PERMANENT PARTY AIRMEN BY CONTROL AF SPECIALTY WITHIN CAREER FIELD, BY SKILL LEVEL, WORLD-WIDE, SEMIANNUALLY - 31 DEC 1962 AND 30 JUN 1963	266-268

PROMOTIONS 269-270

TABLE 130 - REGULAR USAF OFFICERS SELECTED FOR PERMANENT PROMOTIONS, WORLD-WIDE - FY 1963	269
---	-----

TABLE OF CONTENTS (Continued)

PART VIII - MILITARY PERSONNEL (CONTINUED)

PROMOTIONS (CONTINUED)

TABLE 131 - TEMPORARY PROMOTIONS OF USAF OFFICERS TO GENERAL OFFICERS BY GRADE TO WHICH PROMOTED, WORLD-WIDE - FY 1963	269
TABLE 132 - USAF OFFICERS SELECTED FOR TEMPORARY PROMOTIONS, WORLD-WIDE - FY 1963	269
TABLE 133 - PROMOTION OF TOP SIX GRADE AIRMEN BY FISCAL YEAR - FY 1960 THROUGH FY 1963	270

STATUS CHANGES 271

TABLE 134 - STATUS CHANGES OF USAF MILITARY PERSONNEL BY TYPE OF STATUS CHANGE, WORLD-WIDE - FY 1963	271
--	-----

GAINS AND LOSSES 272-276

TABLE 135 - GAINS AND LOSSES OF USAF MILITARY PERSONNEL BY TYPE OF GAIN OR LOSS, WORLD-WIDE - FY 1963	272-274
TABLE 136 - GAINS AND LOSSES OF USAF OFFICERS BY GRADE, WORLD-WIDE, BY QUARTER - FY 1963	275
TABLE 137 - GAINS AND LOSSES OF AIRMEN BY GRADE, WORLD-WIDE, BY QUARTER - FY 1963	275
TABLE 138 - LOSSES OF USAF OFFICERS BY FLYING STATUS, BY AERONAUTICAL STATUS, BY AGE GROUP, WORLD-WIDE - FY 1963	276

ENLISTMENTS AND REENLISTMENTS 277-279

TABLE 139 - ENLISTMENTS AND REENLISTMENTS BY GRADE, BY SEX, WORLD-WIDE - FY 1963	277
TABLE 140 - ENLISTMENTS AND REENLISTMENTS BY TERM OF ENLISTMENT, BY SEX, WORLD-WIDE - FY 1963	277
TABLE 141 - ENLISTMENTS BY EDUCATIONAL LEVEL, WORLD-WIDE, BY QUARTER - FY 1963	278
TABLE 142 - NON-PRIOR SERVICE ENLISTMENTS BY ARMED FORCES QUALIFICATION TEST (AFQT) MENTAL GROUP, BY QUARTER - FY 1963	279

NON-BATTLE DEATHS 280-282

TABLE 143 - NON-BATTLE DEATHS OF USAF OFFICERS BY AERONAUTICAL RATING, BY GRADE IN WHICH SERVING AT TIME OF DEATH, WORLD-WIDE, SEMIANNUALLY - FY 1963	280
TABLE 144 - NON-BATTLE DEATHS OF USAF OFFICERS AND AIRMEN BY GRADE IN WHICH SERVING AT TIME OF DEATH, WORLD-WIDE, SEMIANNUALLY - FY 1963	280
TABLE 145 - NON-BATTLE DEATHS OF USAF OFFICERS BY AGE GROUP, BY GRADE IN WHICH SERVING AT TIME OF DEATH, WORLD-WIDE, SEMIANNUALLY - FY 1963	281
TABLE 146 - NON-BATTLE DEATHS OF AIRMEN BY AGE GROUP, BY GRADE IN WHICH SERVING AT TIME OF DEATH, WORLD-WIDE, SEMIANNUALLY - FY 1963	281
TABLE 147 - NON-BATTLE DEATHS OF USAF OFFICERS BY AGE GROUP, BY CAUSATIVE AGENT, WORLD-WIDE, SEMIANNUALLY - FY 1963	282
TABLE 148 - NON-BATTLE DEATHS OF AIRMEN BY AGE GROUP, BY CAUSATIVE AGENT, WORLD-WIDE, SEMIANNUALLY - FY 1963	282

RETIREMENTS 283

TABLE 149 - USAF RETIRED MILITARY PERSONNEL BY GRADE FOR PAY, BY TYPE OF RETIREMENT, BY COMPONENT, WORLD-WIDE - 30 JUN 1963	283
---	-----

TABLE OF CONTENTS (Continued)

PART VIII - MILITARY PERSONNEL (CONTINUED)

MILITARY PERSONNEL SAMPLE SURVEY	284-304
INTRODUCTION	284
TABLE 150 - PERCENTAGED DISTRIBUTION OF USAF MALE COMMISSIONED OFFICERS BY YEAR IN WHICH SERVING IN ACTIVE MILITARY SERVICE, BY SELECTED CHARACTERISTICS AND ATTITUDES, WORLD-WIDE - 31 MAY 1963	285-288
TABLE 151 - PERCENTAGED DISTRIBUTION OF MALE AIRMEN BY YEAR IN WHICH SERVING IN ACTIVE MILITARY SERVICE, BY SELECTED CHARACTERISTICS AND ATTITUDES, WORLD-WIDE - 31 MAY 1963	289-292
TABLE 152 - PERCENTAGE DISTRIBUTION OF USAF OFFICERS BY SELECTED CHARACTERISTICS AND ATTITUDES BY GRADE IN WHICH SERVING - 31 MAY 1963	293-298
TABLE 153 - PERCENTAGE DISTRIBUTION OF AIRMEN BY SELECTED CHARACTERISTICS AND ATTITUDES BY GRADE IN WHICH SERVING - 31 MAY 1963	299-304

PART IX - MILITARY TRAINING

MILITARY TRAINING	305-324
INTRODUCTION AND DEFINITIONS	305
INDOCTRINATION TRAINING	306
TABLE 154 - USAF MILITARY INDOCTRINATION TRAINING OF USAF PERSONNEL - FY 1963	306
FLYING TRAINING	307-312
TABLE 155 - USAF FLYING TRAINING OF USAF PERSONNEL BY COURSE - FY 1963	307-309
TABLE 156 - USAF FLYING TRAINING FATALITIES OF USAF PERSONNEL BY COURSE, BY QUARTER - FY 1963	309
TABLE 157 - USAF FLYING TRAINING OF U S ARMY AND U S NAVY PERSONNEL BY COURSE - FY 1963	310
TABLE 158 - USAF FLYING TRAINING OF FOREIGN NATIONALS BY COURSE - FY 1963	311-312
TECHNICAL TRAINING	313-315
TABLE 159 - TECHNICAL TRAINING OF USAF OFFICERS BY OCCUPATIONAL FIELD, BY AIR TRAINING COMMAND, USAF SECURITY SERVICE, AND AF SYSTEMS COMMAND - FY 1963	313
TABLE 160 - TECHNICAL TRAINING OF AIRMEN BY CAREER FIELD, BY AIR TRAINING COMMAND, USAF SECURITY SERVICE, AND AF SYSTEMS COMMAND - FY 1963	314
TABLE 161 - TECHNICAL TRAINING OF U S ARMY PERSONNEL, BY AIR TRAINING COMMAND, AND AF SYSTEMS COMMAND - FY 1963	315
TABLE 162 - TECHNICAL TRAINING OF U S NAVY PERSONNEL, BY AIR TRAINING COMMAND, USAF SECURITY SERVICE, AND AF SYSTEMS COMMAND - FY 1963	315
PROFESSIONAL, TECHNOLOGICAL, AND COLLEGIATE TRAINING	316-320
TABLE 163 - USAF PROFESSIONAL, TECHNOLOGICAL, AND COLLEGIATE TRAINING OF USAF OFFICERS BY COURSE, BY AIR UNIVERSITY - FY 1963	316-317
TABLE 164 - USAF PROFESSIONAL, TECHNOLOGICAL, AND COLLEGIATE TRAINING OF AIRMEN BY COURSE, BY AIR UNIVERSITY - FY 1963	317

TABLE OF CONTENTS (Continued)

PART IX - MILITARY TRAINING (CONTINUED)

PROFESSIONAL, TECHNOLOGICAL, AND COLLEGIATE TRAINING (CONTINUED)

TABLE 165 - USAF PROFESSIONAL, TECHNOLOGICAL, AND COLLEGIATE TRAINING OF USAF OFFICERS BY COURSE, BY AIR UNIVERSITY - FY 1963	318
TABLE 165 - USAF PROFESSIONAL, TECHNOLOGICAL, AND COLLEGIATE TRAINING OF US ARMY AND US NAVY OFFICERS, BY TYPE OF SCHOOL, BY AIR UNIVERSITY - FY 1963	319
TABLE 167 - TECHNICAL TRAINING OF USAF CIVILIAN PERSONNEL BY AIR TRAINING COMMAND, AND BY AF SYSTEMS COMMAND, BY QUARTER - FY 1963	319
TABLE 168 - USAF PROFESSIONAL, TECHNOLOGICAL, AND COLLEGIATE TRAINING OF FOREIGN NATIONALS BY AIR UNIVERSITY, BY QUARTER - FY 1963	320
TABLE 169 - TECHNICAL TRAINING OF FOREIGN NATIONALS BY AIR TRAINING COMMAND, AND AF SYSTEMS COMMAND, BY QUARTER - FY 1963	320
TRAINING OTHER THAN US SCHOOLS	321-323
TABLE 170 - TRAINING OF USAF MILITARY PERSONNEL IN US ARMY SCHOOLS - FY 1963	321-322
TABLE 171 - TRAINING OF USAF MILITARY PERSONNEL IN US NAVY SCHOOLS - FY 1963	323

PART X - CIVILIAN PERSONNEL

INTRODUCTION AND DEFINITIONS	325-327
TABLE 172 - USAF CIVILIAN EMPLOYEES, WORLD-WIDE, AT END OF QUARTER - FY 1963	328
TABLE 173 - CIVILIAN EMPLOYEES BY DUTY LOCATION WITHIN CONTINENTAL US, AT END OF QUARTER - FY 1963	328
TABLE 174 - CIVILIAN EMPLOYEES BY DUTY LOCATION OUTSIDE CONTINENTAL US, AT END OF QUARTER - FY 1963	329-330
TABLE 175 - CIVILIAN EMPLOYEES BY CATEGORY, BY GRADE, WORLD-WIDE, AT END OF QUARTER - FY 1963	331
TABLE 176 - CIVILIAN EMPLOYEES BY TYPE OF APPOINTMENT, BY EMPLOYEE GROUP, WORLD-WIDE, AT END OF QUARTER - FY 1963	332
TABLE 177 - WAE (WHEN ACTUALLY EMPLOYED) EMPLOYEES AND PRESIDENTIAL APPOINTEES, WORLD-WIDE, AT END OF QUARTER - FY 1963	333
TABLE 178 - CIVILIAN EMPLOYEES WITH VETERANS PREFERENCE BY PREFERENCE POINTS, WITHIN MAJOR AIR COMMAND, WORLD-WIDE, AT END OF QUARTER - FY 1963	334
TABLE 179 - CIVILIAN EMPLOYEES BY SEX, BY LOCATION, WORLD-WIDE, AT END QUARTER - FY 1963	335-337
TABLE 180 - CIVILIAN EMPLOYEES BY CITIZENSHIP OR NON-CITIZENSHIP STATUS, BY COMMAND, OVERSEAS, AT END OF QUARTER - FY 1963	337-339
TABLE 181 - DEPARTMENTAL CIVILIAN EMPLOYEES BY TYPE OF EMPLOYEES, BY EMPLOYEE GROUP, AT END OF QUARTER - FY 1963	339
TABLE 182 - DEPARTMENTAL CIVILIAN EMPLOYEES BY TYPE OF SERVICE, AT END OF QUARTER - FY 1963	340
TABLE 183 - DEPARTMENTAL CIVILIAN EMPLOYEES WITH VETERANS PREFERENCE, BY PREFERENCE POINTS, AT END OF QUARTER - FY 1963	340
TABLE 184 - ACCESSIONS OF USAF CIVILIAN EMPLOYEES BY TYPE, WORLD-WIDE, BY QUARTER - FY 1963	341
TABLE 185 - SEPARATIONS OF USAF CIVILIAN EMPLOYEES BY TYPE, WORLD-WIDE, BY QUARTER - FY 1963	342
TABLE 186 - USAF INCENTIVE AWARDS AND QUALITY SALARY INCREASE PROGRAM, WORLD-WIDE - FY 1963	343

TABLE OF CONTENTS (Continued)

PART X - CIVILIAN PERSONNEL (CONTINUED)

INTRODUCTION AND DEFINITIONS (CONTINUED)

TABLE 187 - AIR FORCE AID SOCIETY SUMMARIES, FOR MILITARY UNITS, WORLD-WIDE - FY 1963 . . .	344
TABLE 188 - SUMMARY OF USAF CIVILIAN RETIREMENT FUND TRANSACTIONS - 31 DEC 1962	344

PART XI - SECURITY AND DISCIPLINE

SECURITY AND LAW ENFORCEMENT 345-353

INTRODUCTION AND DEFINITIONS 345-346

TABLE 189 - SECURITY AND LAW ENFORCEMENT ACTIVITIES, WORLD-WIDE, BY QUARTER - FY 1963 . .	347-353
TABLE 190 - USAF MILITARY PERSONNEL ABSENT WITHOUT LEAVE AND MAN-DAYS LOST, WORLD-WIDE, BY QUARTER - FY 1961 AND FY 1963	353

OFFICE OF SPECIAL INVESTIGATIONS 355

INTRODUCTION AND DEFINITIONS 355-356

TABLE 191 - SPECIAL INVESTIGATIONS CONDUCTED BY THE OFFICE OF SPECIAL INVESTIGATIONS (OSI), CONTINENTAL US, ALASKA, PUERTO RICO, AND THE NORTHEAST PORTION OF NORTH AMERICA - FY 1963	357-358
---	---------

JUDGE ADVOCATE GENERAL 359-362

INTRODUCTION AND DEFINITIONS 359

TABLE 192 - USAF PERSONNEL TRIED BY COURT-MARTIAL FOR ALL OFFENSES AND FOR ABSENCE WITH- OUT LEAVE (AWOL) AND DESERTION ONLY, WORLD-WIDE, BY QUARTER - FY 1963 . .	360-361
TABLE 193 - OFFENSES TRIED BY COURT-MARTIAL BY COMMAND, WORLD-WIDE, BY QUARTER - FY 1963	362

PART XII - COMPONENTS - AF RESERVES AND OFFICER TRAINING CORPS (ROTC)

INTRODUCTION AND DEFINITIONS 363-368

AF RESERVES 369-390

TABLE 194 - AF RESERVE OFFICERS BY GRADE, BY YEAR OF BIRTH, WORLD-WIDE - 28 FEB 1963 . .	369
TABLE 195 - AF RESERVE AIRMEN BY GRADE, BY YEAR OF BIRTH, WORLD-WIDE - 28 FEB 1963 . . .	370
TABLE 196 - AF RESERVE OFFICERS IN PAY STATUS AND NONPAY STATUS ASSIGNMENTS BY GRADE, WORLD-WIDE, AT END OF QUARTER - FY 1963	371
TABLE 197 - AF RESERVE AIRMEN IN PAY STATUS AND NONPAY STATUS ASSIGNMENTS BY GRADE, WORLD-WIDE, AT END OF QUARTER - FY 1963	372

TABLE OF CONTENTS (Continued)

PART XII - COMPONENTS - AF RESERVES AND OFFICER TRAINING CORPS (ROTC) (CONTINUED)

INTRODUCTION AND DEFINITIONS (CONTINUED)

AF RESERVES (CONTINUED)

TABLE 198 - AF RESERVE OFFICERS IN PAY STATUS AND NONPAY STATUS ASSIGNMENTS BY PROGRAM ELEMENT, BY GRADE, WORLD-WIDE - 30 JUN 1963	373-374
TABLE 199 - AF RESERVE AIRMEN IN PAY STATUS AND NONPAY STATUS ASSIGNMENTS BY PROGRAM ELEMENT, BY GRADE, WORLD-WIDE - 30 JUN 1963	374-375
TABLE 200 - AF RESERVE MOBILIZATION JOB PROFICIENCY TRAINING (JPT) PERSONNEL, BY COMMAND OF ASSIGNMENT, WORLD-WIDE, AT END OF QUARTER - FY 1963	376-377
TABLE 201 - AF RESERVE OFFICERS IN PAY STATUS ASSIGNMENTS BY FLYING STATUS, BY GRADE, WORLD-WIDE, AT END OF QUARTER - FY 1963	378
TABLE 202 - AF RESERVE OFFICERS IN PAY STATUS ASSIGNMENTS BY FLYING STATUS, BY PROGRAM ELEMENT, BY GRADE, WORLD-WIDE - 30 JUN 1963	379-381
TABLE 203 - AF RESERVE INACTIVE DUTY TRAINING BY PROGRAM ELEMENT, WORLD-WIDE, BY QUARTER - FY 1963	382-384
TABLE 204 - AF RESERVE ACTIVE DUTY TRAINING BY PROGRAM ELEMENT, WORLD-WIDE, BY QUARTER - FY 1963	385-388
TABLE 205 - AF RESERVE OFFICER AND AIRMAN GAINS AND LOSSES, WORLD-WIDE, BY QUARTER - FY 1963	389
TABLE 206 - FUNCTIONAL DISTRIBUTION OF AIR FORCE RESERVE AIRCRAFT BY TYPE AND MODEL - 30 JUN 1963 AND HOURS FLOWN BY TYPE AND MODEL CONT'L US - DURING FY 1963	390
TABLE 207 - AGE (IN MONTHS) DISTRIBUTION OF AIR FORCE RESERVE AIRCRAFT BY TYPE, MODEL, AND SELECTED SERIES, CONTINENTAL US - 30 JUN 1963	390

AIR NATIONAL GUARD 391

TABLE 208 - AIR NATIONAL GUARD OFFICERS BY GRADE, BY YEAR OF BIRTH, UNITED STATES, AND POSSESSION OF PUERTO RICO - 30 JUN 1963	391
TABLE 209 - AIR NATIONAL GUARD AIRMEN BY GRADE, BY YEAR OF BIRTH, UNITED STATES, AND POSSESSION OF PUERTO RICO - 30 JUN 1963	392
TABLE 210 - AUTHORIZED AND ASSIGNED AIR NATIONAL GUARD PERSONNEL IN FEDERALLY RECOGNIZED UNITS BY STATE AND THE US POSSESSION OF PUERTO RICO - 30 JUN 1963	393-394
TABLE 211 - AIR NATIONAL GUARD TRAINING BY TYPE, UNITED STATES AND POSSESSIONS, BY QUARTER - FY 1963	394
TABLE 212 - FUNCTIONAL DISTRIBUTION OF AIR NATIONAL GUARD AIRCRAFT BY TYPE AND MODEL, WORLD-WIDE - 30 JUN 1963	395
TABLE 213 - AGE (IN MONTHS) DISTRIBUTION OF AIR NATIONAL GUARD AIRCRAFT BY TYPE, MODEL, AND SELECTED SERIES, WORLD-WIDE - 30 JUN 1963	396
TABLE 214 - HOURS FLOWN BY AIR NATIONAL GUARD AIRCRAFT BY TYPE AND MODEL AIRCRAFT, WORLD-WIDE, BY QUARTER - FY 1963	397

RESERVE OFFICER TRAINING CORPS (ROTC) 398-408

TABLE 215 - AF RESERVE OFFICER TRAINING CORPS (AFROTC) CADET ENROLLMENT BY INSTITUTION, BY YEAR OF COURSE, BY STATE OR US POSSESSION - FY 1963	398-407
TABLE 216 - AIR FORCE RESERVE OFFICER TRAINING CORPS (AFROTC) CADET ENROLLMENT BY CATEGORY, UNITED STATES AND POSSESSIONS - AS OF OCT 1962 AND MAY 1963	408
TABLE 217 - AIR FORCE RESERVE OFFICERS TRAINING CORPS (AFROTC) COMMISSIONS GRANTED, UNITED STATES AND POSSESSIONS, BY QUARTER - FY 1963	408

TABLE OF CONTENTS (Continued)

PART XIII - FISCAL

INTRODUCTION AND DEFINITIONS	409
TABLE 218 - DEPARTMENT OF THE AIR FORCE - STATUS OF GROSS UNLIQUIDATED OBLIGATIONS - AT BEGINNING AND END OF FY 1963	410-411
TABLE 219 - DEPARTMENT OF THE AIR FORCE AMOUNTS AVAILABLE FOR OBLIGATION DURING FY 1963, REFLECTING NEW OBLIGATING AUTHORITY AND THE APPLICATION OF PRIOR YEAR UNOBLIGATED BALANCES	412-413
TABLE 220 - DEPARTMENT OF THE AIR FORCE FUNDS AVAILABLE FOR OBLIGATION IN FY 1963 WITH ACTUAL OBLIGATIONS - DURING FY 1963	414-416
TABLE 221 - DEPARTMENT OF THE AIR FORCE GROSS EXPENDITURES AND AMOUNTS AVAILABLE FOR EXPENDITURE - DURING FY 1963	417
TABLE 222 - DEPARTMENT OF THE AIR FORCE GROSS EXPENDITURES AGAINST FY 1963 PROGRAM - DURING FY 1963	418-419
TABLE 223 - DEPARTMENT OF THE AIR FORCE GROSS EXPENDITURES AGAINST FY 1962 PROGRAM - DURING FY 1963	420-421
TABLE 224 - DEPARTMENT OF THE AIR FORCE GROSS EXPENDITURES AGAINST FY 1961 PROGRAM - DURING FY 1963	422-423
TABLE 225 - DEPARTMENT OF THE AIR FORCE GROSS EXPENDITURES AGAINST FY 1960 PROGRAM - DURING FY 1963	424
TABLE 226 - DEPARTMENT OF THE AIR FORCE GROSS EXPENDITURES AGAINST FY 1959 PROGRAM - DURING FY 1963	425
TABLE 227 - DEPARTMENT OF THE AIR FORCE GROSS EXPENDITURES AGAINST FY 1958 PROGRAM - DURING FY 1963	426
TABLE 228 - DEPARTMENT OF THE AIR FORCE GROSS EXPENDITURES AGAINST FY 1957 PROGRAM - DURING FY 1963	427
TABLE 229 - DEPARTMENT OF THE AIR FORCE GROSS EXPENDITURES AGAINST FY 1956 PROGRAM - DURING FY 1963	428
TABLE 230 - DEPARTMENT OF THE AIR FORCE GROSS EXPENDITURES AGAINST L, M, AND APPROPRIATION TRANSFER ACCOUNTS - DURING FY 1963	429

**MAJOR AIR COMMANDS AND SEPARATE OPERATING AGENCIES OF THE UNITED STATES AIR FORCE--
FY 1963**

Listed below are the major commands and the separate operating agencies which were operational during FY 1963. A brief history of each is included to facilitate comparisons and analyses with previous year tables of the "USAF Statistical Digest." Historical summaries of the major commands and the separate operating agencies may be found in the publications of previous years.

AERONAUTICAL CHART AND INFORMATION

CENTER a/

36 Army Air Force (AAF) Base Unit (Aeronautical Chart Service) organized, 1 January 1945 at Washington, D. C., and assigned to Air Transport Command. Assigned to Strategic Air Command (SAC), 21 May 1948; redesignated 36 AF Base Unit (Hq, Aeronautical Chart Service), 26 September 1947; redesignated Hq, Aeronautical Chart Service, 1 August 1948; relieved from SAC and assigned to Air Materiel Command (AMC), 1 March 1950; redesignated Headquarters and Headquarters Squadron, USAF Aeronautical Chart and Information Service, 1 February 1951; redesignated Hq, USAF Aeronautical Chart and Information Service, 21 May 1951; relieved from AMC and assigned to Military Air Transport Service (MATS), 11 May 1952; redesignated USAF Aeronautical Chart and Information Center, 1 August 1952; redesignated Aeronautical Chart and Information Center, 20 September 1954; redesignated Aeronautical Chart and Information Center, 8 September 1958; and relieved from MATS and designated as a separate operating agency, 1 July 1960 with the procedural functions of a major air command.

AIR DEFENSE COMMAND (ADC)

Established, 21 March 1946, reassigned to Continental Air Command, 1 December 1948; discontinued, 1 July 1950; and re-established as a major air command, 1 January 1951.

AIR FORCE ACCOUNTING AND FINANCE CENTER

(AFAFC) a/

Established as Air Force Finance Division effective, 1 January 1951; redesignated as Air Force Accounting and Finance Division, 1 September 1957; and redesignated Air Force Accounting and Finance Center, 1 July 1959.

AIR FORCE COMMUNICATIONS SERVICE (AFCS)

Airways and Air Communication Service (AACS) was established, 16 August 1948 and assigned to Military Air Transport Service (MATS); relieved from assignment to MATS, 1 July 1961 and redesignated as Air Force Communications Service - a major air command.

AIR FORCE LOGISTICS COMMAND (AFLC)

Established, 17 July 1944 as Army Air Force Materiel and Services; redesignated as Army Air Force Technical Service Command, 31 August 1944; redesignated as Air Technical Service Command, 1 July 1945; redesignated as Air Materiel Command, 9 March 1946; and redesignated Air Force Logistics Command, 1 April 1961

AIR FORCE SYSTEMS COMMAND (AFSC)

Established as Research and Development Command, 23 January 1950 and redesignated as Air Research and Development Command, 15 September 1950, assuming powers, missions, functions, and responsibilities of the Air Force Special Weapons Center (formerly Special Weapons Command), 1 April 1952; and redesignated Air Force Systems Command, 1 April 1961.

AIR TRAINING COMMAND (ATC)

Established as Army Air Force Training Command, 7 July 1943 and redesignated as Air Training Command, 1 July 1946.

AIR UNIVERSITY (AU)

Established as AAF School of Applied Tactics, 1 November 1943; redesignated, Army Forces School, 1 June 1945; and redesignated, Air University, 12 March 1946.

ALASKAN AIR COMMAND (AAC)

Activated Alaskan Air Force, 15 January 1942; redesignated as 11th Air Force, 5 February 1942; and redesignated, Alaskan Air Command, 21 December 1945. (State of Alaska data is included in Alaskan Command reporting in this publication unless otherwise indicated.)

CARIBBEAN AIR COMMAND (CAIRC)

Activated Panama Canal Air Force, 20 November 1940, redesignated as Caribbean Air Force, 5 August 1941; redesignated, Sixth Air Force, 5 February 1942; and redesignated, Caribbean Air Command, 31 July 1946, assuming powers, missions, functions, and responsibilities of the Antilles Air Command at the same time.

CONTINENTAL AIR COMMAND (CONAC)

Established, 1 December 1948.

HEADQUARTERS COMMAND, USAF (HQCCMD)

USAF)

Established as Bolling Field Command, 15 December 1946 and redesignated as Headquarters Command, USAF, 17 March 1948.

MILITARY AIR TRANSPORT SERVICE (MATS)

Established, 1 June 1948, assuming all active units of the discontinued Air Transport Command and Air Transport Service. This command assumed powers, missions, functions, and responsibilities of the Air Pictorial Service, 16 April 1952.

MAJOR AIR COMMANDS AND SEPARATE OPERATING AGENCIES OF THE UNITED STATES AIR FORCE--
FY 1963 (CONTINUED)

OFFICE OF AEROSPACE RESEARCH a/

Air Force Research Division relieved from assignment to Air Force Systems Command, 1 April 1961, and redesignated, Office of Aerospace Research and concurrently designated as a separate operating agency under Hq, USAF with the procedural functions and responsibilities of a major air command.

PACIFIC AIR FORCES (PACAF)

Activated Far East Air Forces, 3 August 1944; redesignated as Pacific Air Command, US Army, 6 December 1945; redesignated, Far East Air Forces, 1 July 1957. (State of Hawaii data included in this command reporting in this publication unless otherwise indicated.)

STRATEGIC AIR COMMAND (SAC)

Established, 21 March 1946 concurrent with redesignation of Continental Air Force.

a/ Separate Operating Agency.

Note: Command abbreviations as used in this publication are based on AFM 11-2 (20 June 1962)

TACTICAL AIR COMMAND (TAC)

Established, 21 March 1946; reassigned to Continental Air Command, 1 December 1948; relieved of assignment to Continental Air Command and redesignated a major command, 1 December 1950.

USAF ACADEMY (USAF A) a/

Established, 27 July 1954. The headquarters of the Academy was activated, 14 August 1954.

US AIR FORCES IN EUROPE (USAFE)

Activated Eighth Air Force, 28 January 1942; redesignated as United States Strategic Air Force in Europe, 1 March 1944; and redesignated, US Air Forces in Europe, 7 August 1945.

USAF SECURITY SERVICE (USAFSS)

Established, 20 October 1948.


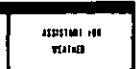

Department of

January

SECRET
THE AIR
UNDER

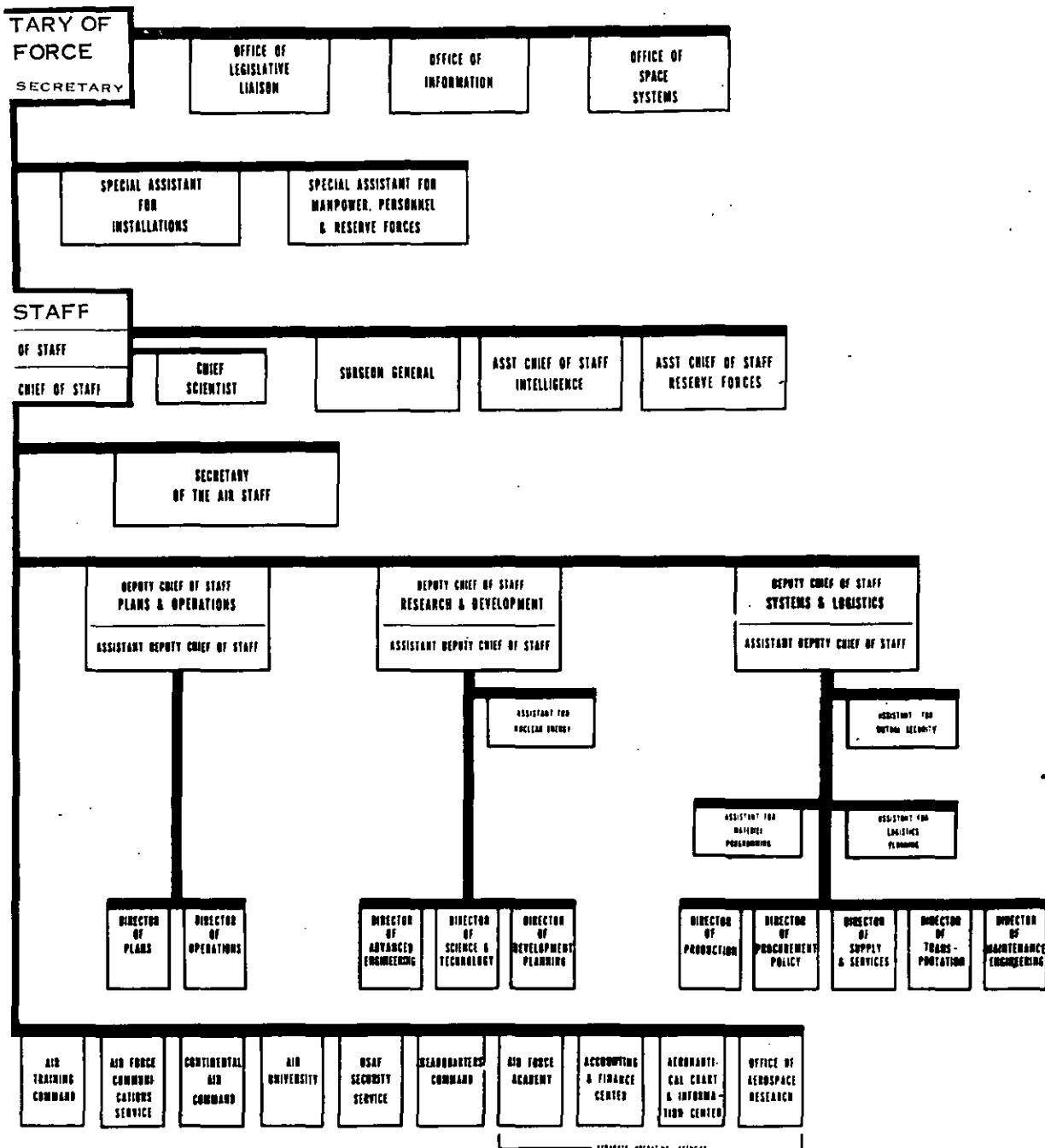


CHIEF OF
VICE CHIEF
ASSISTANT VICE



the Air Force

1963



LEADERS OF THE USAF - FY 1907 THROUGH 1963

(Asterisks indicate the known dead.)

CHIEF OF THE US AIR ARM	HIGHEST RANK ATTAINED	TITLE AS COMMANDER	OFFICE TENURE	
			Sworn in	Termination
James Allen *	Brigadier General	Chief Signal Officer	1 Aug 1907	13 Feb 1913
George P. Scriven *	Brigadier General	Chief Signal Officer	13 Feb 1913	13 Feb 1917
George O. Squier *	Major General	Chief Signal Officer	14 Feb 1917	a/20 May 1918
William L. Kenly *	Major General	Chief, Division of Military Aeronautics	20 May 1918	22 Dec 1918
Charles T. Mencher *	Major General	Chief of the Air Service	23 Dec 1918	4 Oct 1921
Mason M. Patrick *	Major General	Chief of the Air Service	5 Oct 1921	1 Jul 1926
		Chief of the Air Corps	2 Jul 1926	12 Dec 1927
James E. Fechet *	Major General	Chief of the Air Corps	14 Dec 1927	19 Dec 1931
Benjamin F. Foullois	Major General	Chief of the Air Corps	19 Dec 1931	21 Dec 1935
Oscar Westover . .	Major General	Chief of the Air Corps	22 Dec 1935	21 Sep 1938
Henry H. Arnold *	General of the Air Force	Chief of the Air Corps	29 Sep 1938	30 Jun 1941
		Chief of the Army Air Forces	30 Jun 1941	8 Mar 1942
		Commanding General, Army Air Forces . .	9 Mar 1942	28 Feb 1946
Carl Spaatz	General	Commanding General, Army Air Forces . .	1 Mar 1946	25 Sep 1947
		Chief of Staff, USAF	26 Sep 1947	30 Apr 1948
Hoyt S. Vandenberg *	General	Chief of Staff, USAF	30 Apr 1948	30 Jun 1953
Nathan F. Twining .	General	Chief of Staff, USAF	30 Jun 1953	30 Jun 1957
Thomas D. White . .	General	Chief of Staff, USAF	1 Jul 1957	30 Jun 1961
Curtis E. LeMay . .	General	Chief of Staff, USAF	30 Jun 1961	Present

a/ On this date, Aeronautics was removed from Signal Corps jurisdiction.

STATUTORY APPOINTEES AND ASSISTANTS	OFFICE TENURE		STATUTORY APPOINTEES AND ASSISTANTS	OFFICE TENURE	
	Sworn in	Termination		Sworn in	Termination
<u>SECRETARY OF DEFENSE</u>			<u>UNDER SECRETARY OF THE AIR FORCE</u>		
James V. Forrestal *	18 Sep 1947	27 Mar 1949	Arthur S. Barrows	26 Sep 1947	21 Apr 1950
Louis Johnson	28 Mar 1949	19 Sep 1950	John A. McCone	15 Jun 1950	9 Oct 1951
George C. Marshall *	21 Sep 1950	12 Sep 1951	Roswell L. Gilpatric	29 Oct 1951	15 Feb 1953
Robert A. Lovett	17 Sep 1951	20 Jan 1953	James H. Douglas	3 Apr 1953	1 May 1957
Charles E. Wilson *	28 Jan 1953	8 Oct 1957	Malcolm A. MacIntyre	5 Jun 1957	3 Jul 1959
Neil H. McElroy	9 Oct 1957	1 Dec 1959	Dudley C. Sharp	3 Aug 1959	10 Dec 1959
Thomas S. Gates, Jr.	2 Dec 1959	20 Jan 1961	Dr. Joseph V. Charyk	28 Jan 1960	1 Mar 1963
Robert S. McNamara	21 Jan 1961	Present	Brockway McMillan	12 Jun 1963	Present
<u>ASSISTANT SECRETARY OF WAR FOR AIR</u>			<u>ASSISTANT SECRETARY, MANAGEMENT b/</u>		
F. Trubee Davison	16 Jul 1926	2 Mar 1933	Eugene M. Zuckert	26 Sep 1947	24 Feb 1952
Robert A. Lovett	10 Apr 1941	8 Dec 1945	James T. Hill	5 Jul 1952	20 Jan 1953
Stuart Symington	31 Jan 1946	17 Sep 1947	H. Lee White	17 Feb 1953	2 Jul 1954
			Lyle S. Garlock	23 Aug 1954	15 Oct 1961
			Neil E. Harlan	21 Dec 1961	Present
<u>SECRETARY OF THE USAF</u>			b/ This functional area became Assistant Secretary (Financial Management) and Assistant Secretary (Manpower, Personnel and Reserve Forces).		
Stuart Symington	18 Sep 1947	24 Apr 1950	<u>ASSISTANT SECRETARY, MATERIAL</u>		
Thomas K. Finletter	24 Apr 1950	19 Jan 1953	Cornelius V. Whitney	26 Sep 1947	11 Apr 1949
Harold E. Talbott *	4 Feb 1953	1 Aug 1955	Harold C. Stuart	17 Oct 1949	24 May 1951
Donald A. Quarles *	15 Aug 1955	1 May 1957	Roswell L. Gilpatrick	28 May 1951	18 Oct 1951
James H. Douglas	1 May 1957	10 Dec 1959	Edwin V. Huggins	29 Nov 1951	13 Feb 1953
Dudley C. Sharp	11 Dec 1959	20 Jan 1961			
Eugene M. Zuckert	24 Jan 1961	Present			

LEADERS OF THE USAF - FY 1907 THROUGH 1963 (CONTINUED)

STATUTORY APPOINTEES AND ASSISTANTS	OFFICE TENURE		STATUTORY APPOINTEES AND ASSISTANTS	OFFICE TENURE	
	Sworn in	Termination		Sworn in	Termination
<u>ASSISTANT SECRETARY, MATERIEL (Continued)</u>			<u>DEPUTY CHIEF OF STAFF, OPERATIONS e/</u>		
Roger Lewis	3 Apr 1953	30 Sep 1955	Lt General Lauris Norstad . . .	10 Oct 1947	1 Mar 1950
Dudley C. Sharp	3 Oct 1955	31 Jan 1959	Lt General Idwal H. Edwards . .	1 Mar 1950	27 Jul 1951
Philip B. Taylor	16 Apr 1959	10 Feb 1961	Lt General Thomas D. White . .	29 Jul 1951	30 Jun 1953
Joseph S. Imirie	17 Apr 1961	Present	Lt General Earle E. Partridge .	30 Jun 1953	25 Mar 1954
			Lt General Frank F. Everest . .	1 Apr 1954	30 Jun 1957
			Lt General William H. Tunner . .	1 Jul 1957	30 Jun 1958
			Lt General Dean C. Strother . .	1 Jul 1958	31 Oct 1962
			Lt General Gabriel P. Disosway	1 Nov 1962	Present
<u>ASSISTANT SECRETARY, RESEARCH AND DEVELOPMENT</u>			e/ Reorganized and changed title to DCS/Programs and Requirements, 1 February 1963 - 31 July 1963.		
Trevor Gardner *	1 Mar 1955	11 Feb 1956	<u>DEPUTY CHIEF OF STAFF, PERSONNEL</u>		
Richard E. Horner	20 Feb 1955	31 May 1959	Lt General Idwal H. Edwards . .	10 Oct 1947	1 Mar 1950
Dr. Joseph V. Charyk	10 Jun 1959	27 Jan 1960	Lt General Richard E. Nugent . .	1 Mar 1950	31 Aug 1951
Dr. Courtland D. Perkins	25 Apr 1960	31 Jan 1961	Major General Emery S. Wetzel .	31 Aug 1951	29 Oct 1951
Brockway McMillan	1 Jun 1961	11 Jun 1963	Lt General Laurence S. Kuter . .	29 Oct 1951	14 Apr 1953
			Lt General Emmett O'Donnell, Jr	1 May 1953	31 Jul 1959
<u>ASSISTANT SECRETARY, MAN- POWER, PERSONNEL AND RESERVE FORCES c/</u>			Lt General Truman H. Landon . .	1 Aug 1959	30 Jun 1961
David H. Smith	19 Oct 1954	31 Jan 1959	Lt General Edward J. Timberlake	1 Jul 1961	30 Jun 1962
			Lt General William S. Stone . .	1 Jul 1962	Present
c/ No longer statutory office, became Special Assistant (Manpower, Personnel, and Reserve Forces).			<u>DEPUTY CHIEF OF STAFF, MATERIEL f/</u>		
<u>SPECIAL ASSISTANT, MAN- POWER, PERSONNEL AND RESERVE FORCES</u>			Lt General Howard A. Craig . .	10 Oct 1949	15 Sep 1949
Lewis S. Thompson	13 Mar 1959	31 Jan 1961	Major General Kenneth B. Wolfe	16 Sep 1949	30 Jun 1951
Benjamin W. Fridge	19 Jun 1961	Present	Major General Carl A. Brandt* .	1 Jul 1951	15 Jul 1951
			Lt General Orval R. Cook . . .	16 Jul 1951	31 Mar 1954
			Lt General Bryant L. Boatner . .	1 Apr 1954	9 May 1955
			Lt General Clarence S. Irvine . .	10 May 1955	30 Apr 1959
			Lt General Mark E. Bradley, Jr.	1 May 1959	30 Jun 1962
			Lt General Thomas P. Gerrity . .	1 Jul 1962	Present
<u>CHIEF SCIENTIST</u>			f/ Changed title DCS/Systems and Logistics effective, 1 July 1962 - present.		
Dr. Louis N. Ridenour *	11 Sep 1950	31 Aug 1951	<u>DEPUTY CHIEF OF STAFF, DEVELOPMENT g/</u>		
Dr. David T. Griggs	12 Dec 1952	30 Jun 1953	Major General Gordon P. Saville	23 Jan 1950	2 Jul 1951
Dr. Chalmers W. Sherwin	1 Feb 1954	31 Jan 1955	Major General Donald L. Putt . .	2 Jul 1951	13 Nov 1951
Dr. H. Guyford Stever	1 Feb 1955	31 Jul 1956	Lt General Laurence C. Craigie	14 Nov 1951	14 Apr 1954
Dr. Courtland D. Perkins	1 Aug 1956	31 Jul 1957	Lt General Donald L. Putt . . .	15 Apr 1954	30 Jun 1958
Dr. George E. Valley	1 Sep 1957	31 Dec 1958	Lt General Roscoe C. Wilson . .	1 Jul 1958	30 Nov 1961
Dr. Joseph V. Charyk	1 Jan 1959	9 Jul 1959	Lt General James L. Ferguson . .	1 Dec 1961	31 Jan 1963
Dr. Alexander H. Flax	30 Sep 1959	Present			
<u>DEPUTY CHIEF OF STAFF, PLANS AND PROGRAMS d/</u>			g/ Changed title to Research and Development effective, 1 February 1963.		
Lt General John K. Gerhart . . .	1 Jul 1957	31 Jul 1962			
Lt General David A. Burchinal . .	1 Aug 1962	31 Jan 1963			
d/ Changed to DCS/Plans and Operations, 1 February 1963.					

LEADERS OF THE USAF - FY 1907 THROUGH 1963 (CONTINUED)

STATUTORY APPOINTEES AND ASSISTANTS	OFFICE TENURE		STATUTORY APPOINTEES AND ASSISTANTS	OFFICE TENURE	
	Sworn In	Termination		Sworn In	Termination
<u>JUDGE ADVOCATE GENERAL</u>			<u>SPECIAL ASSISTANT (INTELLIGENCE)</u>		
Maj General Reginald C. Harmon	18 Sep 1948	31 Mar 1960	Frederick Ayer, Jr.	30 Mar 1953	11 Dec 1955
Maj General Albert M. Kuhfield	1 Apr 1960	Present	(Consultant Basis)	12 Dec 1955	30 Jun 1960
<u>SURGEON GENERAL</u>			<u>SPECIAL ASSISTANT (RESEARCH AND DEVELOPMENT) i/</u>		
Maj General M. C. Grow * . . .	10 Oct 1947	30 Nov 1949	William A. M. Burden	19 Sep 1950	30 Jun 1952
Maj General Harry G. Armstrong	1 Dec 1949	1 Jul 1954	Trevor Gardner *	10 Feb 1953	28 Feb 1955
Maj General Dan C. Ogle . . .	15 Jul 1954	30 Nov 1958			
Maj General Oliver K. Niess . .	1 Dec 1958	Present	i/ Became Assistant Secretary (Research and Development).		
<u>CHIEF OF CHAPLAINS</u>			<u>SPECIAL ASSISTANT (INSTALLATIONS)</u>		
Maj General Charles I. Carpenter	26 Dec 1945	20 Aug 1958	John M. Ferry	3 Jun 1953	31 Jan 1961
Maj General Terence P. Finnegan	21 Aug 1958	31 Aug 1962	Alan I. McCone	13 Feb 1961	Present
Maj General Robert P. Taylor . .	1 Sep 1962	Present	<u>SPECIAL ASSISTANT (MANPOWER PERSONNEL AND RESERVE FORCES)</u>		
<u>COMPTROLLER</u>			<u>MILITARY ASSISTANT</u>		
Lt General Edwin W. Rawlings . .	15 Nov 1946	27 Jul 1951	Maj General Glen W. Martin . .	26 Jan 1961	24 Jul 1962
Lt General Charles B. Stone III	28 Jul 1951	14 Dec 1955	Colonel Robert W. Shick . . .	2 Jul 1962	Present
Lt General Manuel J. Asencio . .	15 Dec 1955	31 Jan 1960	<u>DEPUTY FOR REQUIREMENTS REVIEW</u>		
Lt General William D. Eckert . .	1 Feb 1960	31 Mar 1961	Hyde Gillette	2 Aug 1956	18 Feb 1957
Maj General Frank A. Bogart(Actg)	1 Apr 1961	18 May 1961	Philip F. Hilbert	25 Mar 1957	Present
Lt General Frank A. Bogart . . .	19 May 1961	Present	<u>ADMINISTRATIVE ASSISTANT</u>		
<u>INSPECTOR GENERAL</u>			John J. McLaughlin		
Maj General Hugh J. Knerr . . .	2 Jan 1948	16 Sep 1949		27 Sep 1947	Present
Lt General Howard A. Craig . . .	16 Sep 1949	30 Jul 1952	<u>GENERAL COUNSEL</u>		
Lt General Bryant L. Boatner . .	31 Jul 1952	31 Mar 1954	Brackley Shaw	21 Sep 1947	15 Dec 1949
Lt General Truman H. Landon . .	1 Apr 1954	20 Jun 1956	William T. Thurmond	Jan 1950	Jun 1950
Lt General Elmer J. Rogers, Jr.	21 Jun 1956	1 Feb 1960	James T. Hill	31 Jul 1950	4 Jul 1952
Lt General Joseph F. Carroll . .	2 Feb 1960	30 Sep 1961	John A. Johnson	31 Aug 1952	19 Oct 1958
Lt General William H. Blanchard	1 Oct 1961	Present	Max Golden	20 Oct 1958	21 Dec 1962
<u>ASSISTANT SECRETARY (CIVIL MILITARY DIPLOMATIC h/</u>			Gerritt W. Wesselink (Acting).	1 Jan 1963	Present
Cornelius V. Whitney	26 Sep 1947	11 Apr 1949	<u>DIRECTOR OF LEGISLATIVE LIAISON</u>		
h/ Redesignated as Civil Affairs October 1949.			Brig General Ralph Stearley . .		
<u>ASSISTANT SECRETARY (CIVIL AFFAIRS)</u>			Maj General Thomas D. White . .		
Harold C. Stuart	28 Oct 1949	25 May 1951	Maj General William E. Hall . .		
<u>SPECIAL ASSISTANT (PUBLIC AFFAIRS)</u>			15 Jan 1948		
Edward R. Trapnell	21 Mar 1961	Present	30 Jun 1948		
			1 Jul 1948		
			7 May 1950		
			8 May 1950		
			11 Jan 1951		

LEADERS OF THE USAF - FY 1907 THROUGH 1963 (CONTINUED)

STATUTORY APPOINTEES AND ASSISTANTS	OFFICE TENURE		STATUTORY APPOINTEES AND ASSISTANTS	OFFICE TENURE	
	Entered On Duty	Termination		Sworn in	Termination
<u>DIRECTOR OF LEGISLATIVE LIAISON (Continued)</u>			<u>TACTICAL AIR COMMAND (TAC) (Continued)</u>		
Maj General Robert E. L. Eaton ^{j/}	2 Jan 1951	15 Sep 1953	General Walter C. Sweeney, Jr.	1 Oct 1961	Present
Maj General Joe W. Kelly ^{j/}	16 Aug 1953	25 Jul 1958			
Maj General William P. Fisher ^{j/}	28 Jun 1958	11 Sep 1959			
Maj General Thomas C. Musgrave ^{j/}	2 Sep 1959	30 Jun 1962			
Maj Gen Perry M. Hoisington II ^{j/}	1 Jul 1962	Present	<u>AIR TRAINING COMMAND (ATC)</u>	Sworn in	Termination
^{j/} The above overlap of two incumbents in one position results from early entrance on duty of officer for orientation.			Lt General John K. Cannon * . . .	Apr 1946	15 Oct 1948
			Lt General Robert W. Harper . . .	15 Oct 1948	30 Jun 1954
			Maj General Glenn O. Barcus . . .	1 Jul 1954	25 Jul 1954
			Lt General Charles T. Myers . . .	26 Jul 1954	31 Jul 1958
			Lt General Frederic H. Smith Jr . . .	1 Aug 1958	31 Jul 1959
			Lt General James E. Briggs . . .	1 Aug 1959	Present
<u>DIRECTOR OF INFORMATION</u> ^{k/}			<u>AIR RESEARCH AND DEVELOP- MENT COMMAND (ARDC)</u> ^{l/}	Sworn in	Termination
Stephen F. Leo	22 Sep 1947	28 Apr 1950	Maj General David M. Schlatter	1 Feb 1950	24 Jun 1951
Brig General Sory Smith . . .	18 May 1950	30 Jun 1954	Lt General Earle E. Partridge	24 Jun 1951	20 Jun 1953
Brig General Brooke E. Allen . . .	1 Jul 1954	31 Mar 1955	Lt General Donald L. Putt . . .	30 Jun 1953	14 Apr 1954
Brig General Robert Scott . . .	1 Apr 1955	19 Aug 1956	Lt General Thomas S. Power . . .	15 Apr 1954	30 Jun 1957
Brig General Andrew J. Kinney . . .	20 Aug 1956	30 Apr 1957	Maj General John W. Sessums Jr.	1 Jul 1957	31 Jul 1957
Maj General Arno H. Luehman . . .	1 May 1957	23 Jun 1962	Lt General Samuel E. Anderson . . .	1 Aug 1957	9 Mar 1959
Maj General William K. Martin . . .	24 Jun 1962	Present	Maj General John W. Sessums Jr.	10 Mar 1959	23 Apr 1959
^{k/} Information Services functions transferred to Air Staff, 9 May 1950. Returned to SAF, 8 Feb 1952.			General Bernard A. Schriever . . .	25 Apr 1959	Present
<u>DIRECTOR OF SPACE SYSTEMS</u>			^{l/} Changed to Air Force Systems Command effective, 1 Apr 1961.		
Brig General Richard D. Curtin	31 Aug 1960	30 Jun 1962	<u>AIR MATERIEL COMMAND (AMC)</u> ^{m/}	Sworn in	Termination
Colonel John L. Martin, Jr. . . .	1 Jul 1962	Present	General Joseph T. McNarney . . .	1 Oct 1947	1 Sep 1949
<u>STRATEGIC AIR COMMAND (SAC)</u>	Sworn in	Termination	Lt General Benjamin W. Chidlaw	1 Sep 1949	24 Jul 1951
General George C. Kenney	21 Apr 1946	15 Oct 1948	General Edwin W. Rawlings	28 Jul 1951	28 Feb 1959
General Curtis E. LeMay	16 Oct 1948	30 Jun 1957	General Samuel E. Anderson	10 Mar 1959	31 Jul 1961
General Thomas S. Power	1 Jul 1957	Present	General William F. McKee	1 Aug 1961	30 Jun 1962
<u>AIR DEFENSE COMMAND (ADC)</u>	Sworn in	Termination	General Mark E. Bradley, Jr.	1 Jul 1962	Present
Lt Gen George E. Stratemeyer . . .	Mar 1946	Apr 1949	^{m/} Changed to Air Force Logistic Command effective, 1 Apr 1961.		
Maj General Gordon P. Saville . . .	Sep 1949	Dec 1950	<u>MILITARY AIR TRANSPORT SERVICE (MATS)</u>	Sworn in	Termination
Lt General Ennis C. Whitehead . . .	1 Jan 1951	31 Jul 1951	Lt General Laurence S. Kuter	1 Jun 1948	28 Oct 1951
General Benjamin W. Chidlaw	1 Aug 1951	31 May 1955	Lt General Joseph Smith	15 Nov 1951	30 Jun 1958
Maj General Frederic H. Smith Jr . . .	1 Jun 1955	19 Jul 1955	Lt General William H. Tunner	1 Jul 1958	31 May 1960
General Earle E. Partridge	20 Jul 1955	16 Sep 1956	General Joe W. Kelly, Jr.	1 Jun 1960	Present
Lt General Joseph H. Atkinson	17 Sep 1956	28 Feb 1961			
Lt General Robert M. Lee	1 Mar 1961	Present	<u>CONTINENTAL AIR COMMAND (CONAC)</u>	Sworn in	Termination
<u>TACTICAL AIR COMMAND (TAC)</u>	Sworn in	Termination	Lt General Ennis C. Whitehead	5 Apr 1949	1 Jan 1951
Lt General E. R. Quesada	21 Mar 1946	23 Nov 1948			
Maj General Robert M. Lee	24 Dec 1948	20 Jun 1950			
Maj General Glenn O. Barcus	17 Jul 1950	25 Jan 1951			
General John K. Cannon *	25 Jan 1951	31 Mar 1954			
General O. P. Weyland	1 Apr 1954	31 Jul 1959			
General Frank F. Everest	1 Aug 1959	30 Sep 1961			

LEADERS OF THE USAF - FY 1907 THROUGH 1963 (CONTINUED)

STATUTORY APPOINTEES AND ASSISTANTS	OFFICE		STATUTORY APPOINTEES AND ASSISTANTS	OFFICE TENURE	
	Sworn in	Termination		Sworn in	Termination
<u>CONTINENTAL AIR COMMAND</u> (CONAC) (Continued)			<u>CARIBBEAN AIR COMMAND</u> (CAIRC)		
Maj General Willis H. Hale *	1 Jan 1951	18 Feb 1952	Maj General Truman H. Landon .	Aug 1956	Jul 1959
Lt General Leon W. Johnson . .	18 Feb 1952	14 Dec 1955	Maj Gen Leland S. Stranathan .	Aug 1959	Present
Lt General Charles B. Stone III	15 Dec 1955	30 Jun 1957			
Lt General William E. Hall . . .	1 Jul 1957	30 Sep 1961			
Lt General Gordon A. Blake . . .	1 Oct 1961	30 Jun 1962			
Lt General Edward J. Timberlake.	1 Jul 1962	Present			
<u>AIR UNIVERSITY (AU)</u>			<u>US AIR FORCES IN EUROPE</u> (USAFE)		
	Sworn in	Termination		Sworn in	Termination
Maj General Muir S. Fairchild *	15 Mar 1946	17 May 1948	Lt General John K. Cannon * . .	Oct 1948	Jan 1951
Maj General Ovil A. Anderson	17 May 1948	15 Oct 1948	General Lauris Norstad	Jan 1951	Jul 1953
General George C. Kenney . . .	16 Oct 1948	27 Jul 1951	Lt General William H. Tunner .	Jul 1953	Jun 1957
Lt General Idwal H. Edwards . .	28 Jul 1951	28 Feb 1953	General Frank F. Everest . . .	1 Jul 1957	31 Jul 1959
Maj General John DeF. Barker .	1 Mar 1953	14 Apr 1953	General Frederic H. Smith Jr .	1 Aug 1959	30 Jun 1961
Lt General Laurence S. Kuter .	15 Apr 1953	31 May 1955	General Truman H. Landon . . .	1 Jul 1961	Present
Maj General Dean C. Strother .	1 Jun 1955	30 Jun 1958			
Lt General Walter E. Todd . . .	15 Jul 1958	31 Jul 1961			
Lt General Troup Miller, Jr. . .	1 Aug 1961	Present			
<u>USAF ACADEMY (USAF A)</u>			<u>PACIFIC AIR FORCES (PACAF)</u>		
	Sworn in	Termination		Sworn in	Termination
Lt General Hubert R. Harmon * .	14 Aug 1954	31 Jul 1956	Lt General George E. Stratemeyer	26 Apr 1946	20 May 1951
Maj General James E. Briggs . .	1 Jul 1956	30 Jul 1959	Lt General Earle E. Partridge	20 May 1951	9 Jun 1951
Maj General William S. Stone . .	1 Aug 1959	30 Jun 1962	General O. P. Weyland	10 Jun 1951	25 Mar 1954
Maj General Robert H. Warren . .	1 Jul 1962	Present	General Earle E. Partridge . . .	26 Mar 1954	31 May 1955
			General Laurence S. Kuter	1 Jun 1955	30 Jun 1957
<u>HEADQUARTERS COMMAND</u> (USAF)			<u>FEAF</u>		
	Sworn in	Termination		Sworn in	Termination
Brig General Morris J. Lee . . .	2 Oct 1950	1 Jun 1952	Lt General George E. Stratemeyer	26 Apr 1949	20 May 1951
Brig General Stoyte O. Ross . .	14 Jun 1952	4 Jul 1956	Lt General Earle E. Partridge	20 May 1951	9 Jun 1951
Maj General Reuben C. Hood Jr .	1 Aug 1956	30 Jun 1959	General O. P. Weyland	10 Jun 1951	25 Mar 1954
Maj General Brooke E. Allen . .	3 Aug 1959	Present	General Earle E. Partridge . . .	26 Mar 1954	31 May 1955
			General Laurence S. Kuter	1 Jun 1955	30 Jun 1957
<u>ALASKAN AIR COMMAND (AAC)</u>			<u>PACAF</u>		
	Sworn in	Termination		Sworn in	Termination
Maj Gen Frank A. Armstrong, Jr	20 Feb 1949	9 Jan 1951	General Laurence S. Kuter	1 Jul 1957	31 Jul 1959
Maj General William D. Old . . .	10 Jan 1951	30 Nov 1952	General Emmett O'Donnell, Jr. .	1 Aug 1959	Present
Maj General George R. Acheson .	25 Feb 1953	14 Feb 1955			
Lt General Joseph H. Atkinson .	24 Feb 1955	15 Jul 1956			
Lt Gen Frank A. Armstrong, Jr .	17 Jul 1956	24 Oct 1956			
Maj General James H. Davies . . .	24 Oct 1956	27 Jun 1957			
Lt Gen Frank A. Armstrong, Jr .	27 Jun 1957	31 Aug 1957			
Brig General Kenneth H. Gibson .	1 Sep 1957	24 Aug 1958			
Maj Gen Conrad F. Necrason . . .	14 Aug 1958	30 Jun 1961			
Maj General Wendell W. Bowman .	1 Aug 1961	Present			
<u>CARIBBEAN AIR COMMAND</u> (CAIRC)			Sources: AIR FORCE MAGAZINE, General Officers Branch, Deputy Chief of Staff Personnel; Research and Analysis Division, Administrative Assistant of the Air Force; and Data Management Division, Director of Data Automation, Comptroller of the Air Force		
	Sworn in	Termination			
Brig General Emil C. Kiel	Nov 1950	Jul 1953			
Maj General Reuben C. Hood, Jr .	Aug 1953	Jul 1956			

INTERESTING FACTS ABOUT MAJOR USAF INSTALLATIONS OF THE UNITED STATES - 30 JUN 1963
(CONTINUED)

BASE NAME	Classi- if- cation	LOCATION	BASE NAME DERIVATION	PRESENT STATUS
BIGGS AIR FORCE BASE . .	O	6 miles Northwest of El Paso, Texas	Named for Lieutenant James B. Biggs, World War I fighter pilot, killed in an accident in France, October 1918.	Active
BLYTHEVILLE AIR FORCE BASE	O	3 miles Northwest of Blytheville, Arkansas	Named for nearby city.	Active
BOLLING AIR FORCE BASE .	N	3 miles South of Washington, D. C.	Named for Colonel Raynal C. Bolling, Assistant Chief of Air Service, died saving life of a 19-year old private near Amiens, France, 1918.	Active
BRADLEY FIELD	K	Windsor Locks, Connecticut		Active
BROOKLEY AIR FORCE BASE	L	3 miles Southwest of Mobile, Alabama	Formerly Bates Field, renamed for Captain Wendell H. Brookley, test pilot, killed in BT-2B crash near Bolling Field, February 1934.	Active
BROOKS AIR FORCE BASE .	R	7 miles South Southeast of San Antonio, Texas. USAF Aerospace Medical Center	Formerly Gosport Field, renamed for Lieutenant Sidney J. Brooks, Jr., of San Antonio, killed in air crash near Hondo, Texas, November 1917, on final day of cadet training and commissioned posthumously.	Active
BUNKER HILL AIR FORCE BASE	O	9 miles South of Peru, Indiana	Former naval air station. Named for city.	Active
CANNON AIR FORCE BASE .	O	7 miles West of Clovis, New Mexico	Formerly Clovis Air Force Base, renamed for General John K. Cannon, Tactical Air Command Commander from 1950-54, who was Commander of Allied Air Forces in the Mediterranean in World War II.	Active
CARSWELL AIR FORCE BASE.	O	7 miles West Northwest of Fort Worth, Texas	Formerly Tarrant Field, renamed for Major Horace C. Carswell, Jr., of Fort Worth, World War II B-24 pilot and recipient of Congressional Medal of Honor, killed in China, October 1944.	Active
CASTLE AIR FORCE BASE .	O	7 miles Northwest of Merced, California	Formerly Merced Field, renamed for Brigadier General Frederick W. Castle, World War II B-17 pilot and recipient of Congressional Medal of Honor, killed over Germany, 1944.	Active
CHANUTE AIR FORCE BASE .	K	1 mile Southeast of Rantoul, Illinois	Named for Octave Chanute, aviation pioneer and navigation engineer, died in United States, 1910.	Active
CHARLESTON AIR FORCE BASE	O	10 miles North of Charleston, South Carolina	Named for city.	Active

INTERESTING FACTS ABOUT MAJOR USAF INSTALLATIONS OF THE UNITED STATES - 30 JUN 1963

(CONTINUED)

BASE NAME	Classification	LOCATION	BASE NAME DERIVATION	PRESENT STATUS
CLINTON COUNTY AIR FORCE BASE	K	2 miles Southeast of Wilmington, Ohio	Named geographically.	Active
CLINTON-SHERMAN AIR FORCE BASE	O	1 mile West of Burns Flat, Oklahoma	Formerly Clinton-Sherman Naval Air Station	Active
COLUMBUS AIR FORCE BASE.	O	9 miles North of Columbus, Mississippi	Named for city.	Active
CONNALLY AIR FORCE BASE (See James Connally Air Force Base)				
CRAIG AIR FORCE BASE . .	K	5 miles Southeast of Selma, Alabama	Named for Bruce K. Craig, flight engineer for B-24 manufacturer, killed during B-24 test flight in United States, 1941.	Active
CUSTER AIR FORCE STATION	N	Battle Creek, Michigan	Originally Fort Custer.	Active
DALLAS NAVAL AIR STATION	K	(Hensley Field), 11 miles South Southwest of Dallas, Texas	Named for Major William N. Hensley, airpower pioneer, died in United States, 1929. (See United States Naval Air Station) Dallas, Texas	Active
DAVIS FIELD	K	6 miles South of Muskogee, Oklahoma	Field is named locally.	Active
DAVIS-MONTHAN AIR FORCE BASE	O	4 miles Southeast of Tucson, Arizona	Renamed for Lieutenant Samuel H. Davis, killed in United States, 1921 and Lieutenant Oscar Monthan, bomber pilot who was killed in Hawaii in 1924.	Active
DOBBINS AIR FORCE BASE .	K	2 miles Southeast of Marietta, Georgia	Formerly Marietta Air Force Base, renamed for Captain Charles M. Dobbins, killed transporting paratroops over Sicily, July 1943.	Active
DOVER AIR FORCE BASE . .	O	3 miles Southeast of Dover, Delaware	Named for city.	Active
DOW AIR FORCE BASE	O	2 miles West of Bangor, Maine	Formerly Bangor Air Base, renamed for Second Lieutenant James F. Dow of Oakfield, Maine, killed	Active

INTERESTING FACTS ABOUT MAJOR USAF INSTALLATIONS OF THE UNITED STATES - 30 JUN 1963
(CONTINUED)

BASE NAME	Classi- fif- cation	LOCATION	BASE NAME DERIVATION	PRESENT STATUS
DOW AIR FORCE BASE (Continued)			in crash near Mitchel Field, June 1940.	Active
DULUTH MUNICIPAL AIR- PORT	O	7 miles North Northwest of Duluth, Minnesota	Formerly Williamson-Johnson Airport, renamed for city.	Active
DYESS AIR FORCE BASE . .	O	6 miles Southwest of Abilene, Texas	Formerly Tye Field, Abilene Muni- cipal Airport, and Abilene Air Force Base, renamed for Lieutenant Colonel William E. Dyess of Albany, Texas, World War II fighter pilot in South Pacific, killed in P-38 crash in December 1943 in California.	Active
EDWARDS AIR FORCE BASE .	R	2 miles South of Muroc, California	Formerly Muroc Air Force Base, re- named for Captain Glen W. Edwards, test pilot, killed at Muroc Field, June 1948, in crash of YB-49 "Flying Wing."	Active
EGLIN AIR FORCE BASE . .	R	2 miles Southwest of Valparaiso, Florida	Named for Lieutenant Colonel Frederick L. Eglin, killed in United States, 1937.	Active
EGLIN AIR FORCE AUXILIARY FIELD NUMBER 9 (Hurlburt Field) . . .	O	6 miles West of Fort Walton, Florida	On Eglin Air Force Base reservation. (Known locally as Hurlburt Field)	Active
EIELSON AIR FORCE BASE .	O	26 miles Southeast of Fair- banks, Alaska	Named for Captain Carl E. Eielson, Alaskan air pioneer who flew across the North Pole with Sir Hubert Wilkins in 1926; flew the first United States airmail in Alaska, and was killed in a crash while attempting to aid an iced-in vessel in the Bering Sea.	Active
ELLINGTON AIR FORCE BASE	K	16 miles Southeast of Houston, Texas	Named for Second Lieutenant Eric L. Ellington, killed during training flight near San Diego in 1913.	Active
ELLSWORTH AIR FORCE BASE	O	8 miles Northeast of Rapid City, South Dakota	Formerly Rapid City Air Force Base, renamed for Brigadier General Richard E. Ellsworth, killed in B-36 crash in Newfoundland, March 18, 1953.	Active
ELMENDORF AIR FORCE BASE	O	4 miles Northeast of Anchorage, Alaska	Named for Captain Hugh M. Elmendorf, who was killed in 1933 during a test flight of a P-25.	Active
ENGLAND AIR FORCE BASE .	O	6 miles North Northwest of Alexandria, Louisiana	Formerly Alexandria Air Force Base, renamed for Lieutenant Colonel John B. England, World War II ace killed in air crash in France, November 17, 1954.	Active
ENT AIR FORCE BASE . . .	N	Colorado Springs, Colorado	Named for Major General Uzal G. Ent, Commanding General, Second Air Force, recipient of Distinguished	Active

INTERESTING FACTS ABOUT MAJOR USAF INSTALLATIONS OF THE UNITED STATES - 30 JUN 1963

(CONTINUED)

BASE NAME	Classi- f- cation	LOCATION	BASE NAME DERIVATION	PRESENT STATUS
ENT AIR FORCE BASE (Continued)			Service Cross, died in 1948.	Active
FAIRCHILD AIR FORCE BASE	O	11 miles West Southwest of Spokane, Washington	Formerly Spokane Air Force Base, re- named for General Muir S. Fair- child, World War I bomber pilot, Vice Chief of Staff, United States Air Force, died of heart attack, Washington, D. C., March 1950.	Active
FORBES AIR FORCE BASE . .	O	7 miles South of Topeka, Kansas	Formerly Topeka Army Air Base, re- named for Major Daniel H. Forbes, Jr., World War II bomber pilot, killed at Muroc Field, California, in the crash of the YB-49 "Flying Wing," June 1948.	Active
FRANCIS E. WARREN AIR FORCE BASE	O	2 miles West of Cheyenne, Wyoming	Named for Wyoming's first United States Senator and first elected governor, Civil War recipient of Congressional Medal of Honor, died in United States, 1929.	Active
FORT LEE AIR FORCE STATION	N	Near Petersburg, Virginia		Active
GALENA AIRPORT	O	Near Center of Alaska		Active
GENERAL BILLY MITCHELL FIELD	K	6 miles South of Milwaukee, Wisconsin	Also known as Milwaukee County Air- port. Named for General Billy Mitchell, pioneer flyer whose defiant faith in airpower brought about his court-martial, died in United States, 1936.	Active
GEORGE AIR FORCE BASE . .	O	6 miles Northwest of Victor- ville, California	Formerly Victorville Army Air Base, renamed for Brigadier General Harold H. George, World War I ace, commander of United States Air Forces in Australia in World War II, killed in Australia, April 1942.	Active
GLASGOW AIR FORCE BASE .	O	18 miles North Northeast of Glasgow, Montana	Named for city.	Active
GOODFELLOW AIR FORCE BASE	N	2 miles Southeast of San Angelo, Texas	Named for Lieutenant John J. Good- fellow, Jr., of San Angelo, killed in fighter combat, in France, 1918	Active

INTERESTING FACTS ABOUT MAJOR USAF INSTALLATIONS OF THE UNITED STATES - 30 JUN 1963
(CONTINUED)

BASE NAME	Classi- f- cation	LOCATION	BASE NAME DERIVATION	PRESENT STATUS
GRAND FORKS AIR FORCE BASE	O	14 miles West of Grand Forks North Dakota	Named for city.	Active
GREATER PITTSBURGH AIR- PORT	K	5 miles Southwest of Corcoapolis, Pennsylvania	Named for nearby city.	Active
GREENVILLE AIR FORCE BASE	K	6 miles Northeast of Green- ville, Mississippi	Named for nearby city.	Active
GRENIER FIELD MANCHESTER MUNICIPAL AIRPORT . . .	K	4 miles South of Manchester, New Hampshire	Named for Second Lieutenant Jean D. Grenier of Manchester, killed in United States, 1934, while in snowstorm during airmail test run.	Active
GRIFFISS AIR FORCE BASE .	L	2 miles Northeast of Rome, New York	Formerly Rome Air Base, renamed for Lieutenant Colonel Townsend E. Griffiss of Buffalo, recipient of Distinguished Service Cross, killed in flight from Russia to England, February 1942.	Active
GUNTER AIR FORCE BASE . .	K	5 miles Northeast of Montgomery, Alabama	Named for William A. Gunter, mayor of Montgomery for 27 years, ardent exponent of airpower, died in 1940.	Active
HAMILTON AIR FORCE BASE .	O	6 miles North Northeast of San Rafael, California	Formerly Marin Meadows, renamed for First Lieutenant Lloyd A. Hamilton, recipient of Distin- guished Service Cross, killed in fighter combat, France, August 1918.	Active
HANCOCK FIELD	P	Syracuse, New York		Active
HANSCOM FIELD (See Laurence G. Hanscom)				
HENSLEY FIELD (See Dallas Naval Air Station)				
HICKAM AIR FORCE BASE . .	O	6 miles Southwest of Honolulu, Hawaii	Named for Lieutenant Colonel Horace M. Hickam, commander of Third	Active

INTERESTING FACTS ABOUT MAJOR USAF INSTALLATIONS OF THE UNITED STATES - 30 JUN 1963
(CONTINUED)

BASE NAME	Classi- fi- cation	LOCATION	BASE NAME DERIVATION	PRESENT STATUS
HICKAM AIR FORCE BASE (Continued)			Attack Group, killed in an air crash at Fort Crockett, Texas, 1934.	Active
HILL AIR FORCE BASE . . .	L	6 miles South of Ogden, Utah	Named for Major Ployer P. Hill, killed near Wright Field while testing one of the first B-17s, October 1935.	Active
HOLLOMAN AIR FORCE BASE .	R	8 miles Southwest of Alamogordo, New Mexico	Formerly Alamogordo Army Air Base, renamed for Colonel George V. Holloman, guided missile pioneer who was killed in an air crash on Formosa, March 1946.	Active
HOMESTEAD AIR FORCE BASE	O	5 miles North Northeast of Homestead, Florida	Named for city.	Active
HUNTER AIR FORCE BASE . .	O	3 miles Southwest of Savannah, Georgia	Named for Major General Frank O'D. Hunter, World War I ace; recipient of Distinguished Service Cross, four clusters; past AFA Director.	Active
HURLBURT FIELD (See Eglin Air Force Auxiliary Field Num- ber 9)				
JAMES CONNALLY AIR FORCE BASE	K	7 miles North Northeast of Waco, Texas	Formerly Waco Air Force Base, re-named for Colonel James T. Connally of Waco, killed on B-29 mission over Yokohama, Japan, May 1945.	Active
KEESLER AIR FORCE BASE .	K	2 miles West Northwest of Biloxi, Mississippi	Named for Lieutenant Samuel R. Keesler, Jr., of Greenwood, Mississippi, aerial observer killed on special bombing mission near Verdun, France, October 1918.	Active
KELLY AIR FORCE BASE . .	L	6 miles West Southwest of San Antonio, Texas	Named for Lieutenant George E. M. Kelly, pioneer Army pilot, killed in United States, 1911.	Active
KINCHELOE AIR FORCE BASE	O	3 miles Southeast of Kinross, Michigan	Formerly Kinross Air Force Base, re-named in honor of Captain Iven C. Kincheloe, Jr., Korean War jet ace and holder of world altitude record of 126,200 feet, set in 1956 in Bell X-2 rocketplane; killed July 26, 1958, in crash of an F-104 Starfighter at Edwards Air Force Base, California.	Active
KING SALMON AIRPORT . . .	O	Southern Alaska		Active
KINGSLEY FIELD	O	5 miles Southeast of Klamath Falls, Oregon	Formerly Klamath Falls Municipal Airport, renamed in honor of Second Lieutenant David R. Kingsley, killed in Ploesti raid	Active

INTERESTING FACTS ABOUT MAJOR USAF INSTALLATIONS OF THE UNITED STATES - 30 JUN 1963

(CONTINUED)

BASE NAME	Classification	LOCATION	BASE NAME DERIVATION	PRESENT STATUS
KINGSLEY FIELD (Continued)			in June 1944.	Active
KINROSS AIR FORCE BASE (See Kincheloe Air Force Base)				Active
KIRTLAND AIR FORCE BASE .	R	4 miles South Southeast of Albuquerque, New Mexico	Formerly Albuquerque Army Air Base, renamed for Colonel Roy S. Kirtland, aviation pioneer and former Commanding Officer of Langley Field, died in 1941.	Active
K. I. SAWYER AIR FORCE BASE	O	16 miles South of Marquette, Michigan	Origin of name unknown.	Active
LACKLAND AIR FORCE BASE .	K	7 miles West Southwest of San Antonio, Texas		Active
LANGLEY AIR FORCE BASE .	O	3 miles North of Hampton, Virginia	Named for Samuel P Langley pioneer aeronautical scientist, died in 1906	Active
LAREDO AIR FORCE BASE .	K	3 miles Northeast of Laredo, Texas	Named for City.	Active
LARSON AIR FORCE BASE . .	O	6 miles North Northwest of Moses Lake, Washington	Formerly Moses Lake Air Force Base, renamed for Major Donald A. Larson, native of Yakima, Washington, World War II ace, killed on fighter mission over Ulzen, Germany, August 1944.	Active
LAUGHLIN AIR FORCE BASE .	K	7 miles East of Del Rio, Texas	Named for Lieutenant Jack T. Laughlin, pilot who was killed in action in the Far East in 1942.	Active
LAURENCE G. HANSCOM FIELD	R	1 mile South Southwest of Bedford, Massachusetts	Formerly Bedford Air Force Base, renamed for Laurence G. Hanscom, Boston and Worcester newspaperman, Army Reserve pilot, killed near base, 1941.	Active
LINCOLN AIR FORCE BASE .	O	5 miles Northwest of Lincoln, Nebraska	Named for city.	Active
LITTLE ROCK AIR FORCE BASE	O	15 miles Northeast of Little Rock, Arkansas	Named for city.	Active

(CONTINUED)

BASE NAME	Classification	LOCATION	BASE NAME DERIVATION	PRESENT STATUS
LOCKBOURNE AIR FORCE BASE	O	11 miles South Southeast of Columbus, Ohio	Named for nearby city.	Active
LORING AIR FORCE BASE	O	2 miles Northwest of Limestone, Maine	Formerly Limestone Air Force Base, renamed for Major Charles J. Loring, Jr., Congressional Medal of Honor recipient, killed in Korea in November 1952 when he crashed his damaged F-80 into enemy artillery emplacements, destroying them.	Active
LOS ANGELES AEROSPACE SYSTEMS HEADQUARTERS	R	Los Angeles, California	Named for nearby city.	Active
LOWRY AIR FORCE BASE	K	5 miles East Southeast of Denver, Colorado	Named for Lieutenant Francis B. Lowry of Denver, recipient of Distinguished Service Cross, killed on photo mission over France, September 1918; only Colorado airman to be killed in World War I.	Active
LUKE AIR FORCE BASE	P	20 miles West Northwest of Phoenix, Arizona	Named for Lieutenant Frank Luke, Jr., "balloon-busting" World War I ace, recipient of Congressional Medal of Honor and Distinguished Service Cross, killed in France, September 1918.	Active
MACDILL AIR FORCE BASE	O	8 miles South Southwest of Tampa, Florida	Named for Colonel Leslie MacDill, fighter pilot, killed in air crash at Anacostia, Maryland, 1938.	Active
MALMSTROM AIR FORCE BASE	O	4 miles East of Great Falls, Montana	Formerly Great Falls Air Force Base, renamed for Colonel Einar A. Malmstrom, killed in airplane accident near Great Falls, August 21, 1954.	Active
MARCH AIR FORCE BASE	O	9 miles Southeast of Riverside, California	Named for Lieutenant Peyton C. March, Jr., son of World War I Army Chief of Staff, killed in air crash in United States, 1918.	Active

INTERESTING FACTS ABOUT MAJOR USAF INSTALLATIONS OF THE UNITED STATES - 30 JUNE 1963
(CONTINUED)

BASE NAME	Classi- f- cation	LOCATION	BASE NAME DERIVATION	PRESENT STATUS
MATHER AIR FORCE BASE . .	K	10 miles East of Sacramento, California	Named for Lieutenant Carl S. Mather, killed near Ellington Field during training flight, 1918, 5 days after receiving commission.	Active
MAXWELL AIR FORCE BASE .	K	1 mile West Northwest of Montgomery, Alabama	Named for Second Lieutenant William C. Maxwell of Natchez, killed on Luzon Philippines, August 1920.	Active
MCHORD AIR FORCE BASE .	O	8 miles South of Tacoma, Washington	Named for Colonel William C. McChord, killed in United States 1937.	Active
MCCLELLAN AIR FORCE BASE	L	10 miles Northeast of Sacramento, California	Named for Major Hezekiah McClellan, pioneer in Arctic aeronautical experiments, killed in test flight of new plane, United States, 1936.	Active
MCCONNELL AIR FORCE BASE	O	5 miles Southeast of Wichita, Kansas	Formerly Wichita Air Force Base, re- named for the two McConnell broth- ers of Wichita, Thomas L., killed July 10, 1943 in the South Pacific, and Fred M., Jr., killed in 1945 in a private plane crash in Kansas.	Active
MCCOY AIR FORCE BASE . .	O	7 miles South of Orlando, Florida	Formerly Pinecastle Air Force Base, renamed for Colonel Michael N. W. McCoy, B-47 wing commander, killed in aircraft accident, October 1957 near Orlando.	Active
MCGUIRE AIR FORCE BASE .	O	1 mile Southeast of Wrights- town, New Jersey	Formerly Fort Dix Army Air Base, re- named for Major Thomas B. McGuire, Jr., of Ridgewood, New Jersey, second ranking World War II ace, P-38 pilot, recipient of Congres- sional Medal of Honor and Distin- guished Service Cross, killed over Leyte, 1945.	Active
MEMPHIS AIRPORT	K	6 miles South Southeast of Memphis, Tennessee	Named for city.	Active
MINNEAPOLIS-ST PAUL INTERNATIONAL AIRPORT .	K	7 miles South Southeast of Minneapolis, Minnesota	Formerly World Chamberlain Field	Active
MINOT AIR FORCE BASE . .	O	11 miles North of Minot, North Dakota	Named for City.	Active
MITCHELL FIELD (See General Billy Mitchell Field)				
MOODY AIR FORCE BASE . .	K	12 miles North Northeast of Valdosta, Georgia	Named for Major George P. Moody fighter pilot, killed in United States, 1941.	Active

INTERESTING FACTS ABOUT MAJOR USAF INSTALLATIONS OF THE UNITED STATES - 30 JUN 1963
(CONTINUED)

BASE NAME	Classi- f- cation	LOCATION	BASE NAME DERIVATION	PRESENT STATUS
MOUNTAIN HOME AIR FORCE BASE	O	11 miles West Southeast of Mountain Home, Idaho	Named for city.	Active
MYRTLE BEACH AIR FORCE BASE	O	3 miles Southeast of Myrtle Beach, South Carolina	Named for city.	Active
NELLIS AIR FORCE BASE .	P	8 miles Northeast of Las Vegas, Nevada	Formerly Las Vegas Air Force Base, renamed for Lieutenant William H. Nellis of Las Vegas, Fighter pilot, killed in action over Luxembourg, December 1944.	Active
NIAGARA FALLS MUNICIPAL AIRPORT	O	4 miles East of Niagara Falls, New York	Named for city.	Active
NORTON AIR FORCE BASE .	L	5 miles East Northeast of San Bernardino, California	Formerly San Bernardino Air Depot, renamed for Captain Leland F. Norton, bomber pilot, killed in aircraft accident near Amiens, France, May 1944.	Active
OFFUTT AIR FORCE BASE .	O	9 miles South of Omaha, Nebraska	Named for First Lieutenant Jarvis Jennes Offutt, who was killed in fighter action, France, 1918.	Active
CHICAGO O'HARE INTERNATIONAL AIRPORT	K	15 miles Northwest of Chicago, Illinois	Formerly Douglas Airport, renamed for Lieutenant Commander Edward H. O'Hare of Chicago, Navy pilot in World War II, recipient of Congressional Medal of Honor, killed in action near Tarawa in the Pacific, 1943.	Active
OLMSTED AIR FORCE BASE .	L	1 mile Northwest of Middle- town, Pennsylvania	Formerly Middletown Air Depot, re- named for Lieutenant Robert S. Olmsted, balloon pilot, killed when his balloon was struck by lightening over Belgium, Septem- ber 1923.	Active
ORLANDO AIR FORCE BASE .	N	2 miles East of Orlando, Florida	Named for city.	Active
OTIS AIR FORCE BASE . .	O	9 miles North Northeast of Falmouth, Massachusetts	Named for Lieutenant Frank J. Otis, killed in air crash in United States, 1937.	Active
OXNARD AIR FORCE BASE .	O	Oxnard, California	Named for city.	Active
PAINE AIR FORCE BASE . .	O	6 miles South of Everett, Washington	Named for Second Lieutenant Topliff O. Paine, airmail pilot, who was killed while mapping airmail routes, 1922.	Active
PATRICK AIR FORCE BASE .	R	12 miles South of Cocoa, Florida	Formerly Banana River Naval Air Station, renamed for Major General	Active

INTERESTING FACTS ABOUT MAJOR USAF INSTALLATIONS OF THE UNITED STATES - 30 JUN 1963

(CONTINUED)

30 JUN 1963 (CONTINUED)

BASE NAME	Classification	LOCATION	BASE NAME DERIVATION	PRESENT STATUS
PATRICK AIR FORCE BASE (Continued)			Mason M. Patrick, Chief of Army Air Service during and after World War I, died in United States, January 1942.	Active
PEASE AIR FORCE BASE . .	O	3 miles West of Portsmouth, New Hampshire	Formerly Portsmouth Air Force Base, renamed for Captain Harl Pease, Jr., Congressional Medal of Honor recipient, World War II pilot missing over Rabaul, New Britain, on August 6, 1942.	Active
PERRIN AIR FORCE BASE .	P	6 miles North Northwest of Sherman, Texas	Named for Lieutenant Colonel Elmer D. Perrin of Boerne, Texas, killed testing a B-26 near Baltimore, June 1941.	Active
PETERSON FIELD	P	6 miles East of Colorado Springs, Colorado	Named for First Lieutenant Edward J. Peterson, killed in United States, in airplane crash, 1942.	Active
PITTSBURGH AIRPORT (See Greater Pittsburgh Airport)				
PLATTSBURGH AIR FORCE BASE	O	1 mile Southwest of Plattsburgh, New York	Named for city.	Active
POPE AIR FORCE BASE . .	O	12 miles Northwest of Fayetteville, North Carolina	Named for First Lieutenant Harley H. Pope, killed while making a forced landing in a Jenny in South Carolina, January 1919.	Active
PORTLAND INTERNATIONAL AIRPORT	O	7 miles Northeast of Port- land, Oregon	Named for city.	Active
RANDOLPH AIR FORCE BASE	K	15 miles East Northeast of San Antonio, Texas	Named for Captain William M. Randolph of Austin, fighter pilot, killed in aircraft accident in Texas, 1928.	Active
REESE AIR FORCE BASE . .	K	12 miles West of Lubbock, Texas	Formerly Lubbock Air Force Base, re-named for Lieutenant Augustus F. Reese, Jr., of Shallowater, Texas, killed on bomber mission over Cagliari, Italy, May 1943.	Active
RICHARDS-GEBAUR AIR FORCE BASE	O	16 miles South of Kansas City, Missouri	Formerly Grandview Air Force Base, renamed for Lieutenant John F. Richards, II, of Kansas City, first area pilot to die in combat in World War I; and for Lieutenant Colonel Arthur W. Gebaur, Jr., who was killed in action over North Korea in 1952.	Active

INTERESTING FACTS ABOUT MAJOR USAF INSTALLATIONS OF THE UNITED STATES - 30 JUN 1963
(CONTINUED)

30 JUN 1963 (CONTINUED)

BASE NAME	Classi- f- cation	LOCATION	BASE NAME DERIVATION	PRESENT STATUS
ROBINS AIR FORCE BASE . .	L	14 miles South Southeast of Macon, Georgia	Named for Brigadier General Augustine Warner Robins, Chief of Materiel Division, Air Corps, who devised system of cataloging in 1920s still used; died in 1940.	Active
SAWYER AIR FORCE BASE (See K. I. Sawyer Air Force Base)				
SCHILLING AIR FORCE BASE	O	4 miles Southwest of Salina, Kansas	Formerly Smokey Hill Air Force Base, renamed for Colonel David C. Schilling, World War II fighter ace and pioneer of in-flight refueling techniques who led first nonstop transatlantic flight of jet fighters, killed in automobile accident, in England, August 1956.	Active
SCOTT AIR FORCE BASE . .	O	6 miles East Northeast of Belleville, Illinois	Named for Corporal Frank S. Scott, first enlisted man to die in an air accident, killed at College Park, Maryland, 1912.	Active
SELFRIDGE AIR FORCE BASE	O	3 miles East of Mount Clemens, Michigan	Named for Lieutenant Thomas E. Selfridge, killed in 1908 while on flight with Orville Wright to demonstrate Wright plane.	Active
SEWART AIR FORCE BASE . .	O	3 miles North of Smyrna, Tennessee	Formerly Smyrna Army Air Base, re- named for Major Allan J. Sewart, Jr., bomber pilot, recipient of Distinguished Service Cross, killed in action over the Solomons, November 1942.	Active
SEYMOUR JOHNSON AIR FORCE BASE	O	2 miles South Southeast of Goldsboro, North Carolina	Named for Lieutenant Seymour A. Johnson, Navy pilot of Goldsboro, killed in 1942.	Active
SHAW AIR FORCE BASE . . .	O	7 miles West Northwest of Sumter, South Carolina	Named for First Lieutenant Erwin D. Shaw of Sumter, killed during reconnaissance flight over German lines, July 1918, while serving with Royal Flying Corps.	Active
SHEPPARD AIR FORCE BASE .	K	6 miles North of Wichita Falls, Texas	Named for Morris E. Sheppard, United States Senator from Texas, chair- man of Senate Military Affairs Committee, died in 1941.	Active
SHERMAN AIR FORCE BASE (See Clinton Sherman Air Force Base)				
SIOUX CITY AIR FORCE STATION	N	10 miles South of Sioux City, Iowa	Named for city.	Active

XLIII

INTERESTING FACTS ABOUT MAJOR USAF INSTALLATIONS OF THE UNITED STATES - 30 JUN 1963
(CONTINUED)
30 JUN 1963 (CONTINUED)

BASE NAME	Classi- f- cation	LOCATION	BASE NAME DERIVATION	PRESENT STATUS
STEAD AIR FORCE BASE . .	K	10 miles Northwest of Reno, Nevada	Formerly Reno Army Air Base, renamed for Lieutenant Creston Stead, Nevada Air National Guard Pilot. Killed in a crash at the base.	Active
STEWART AIR FORCE BASE .	O	4 miles Northwest of Newburgh, New York	Named for Lachlan Stewart, sea captain whose son provided the original land for the base.	Active
SUFFOLK COUNTY AIR FORCE BASE	O	3 miles North of West- hampton, New York	Named for geographical area.	Active
TINKER AIR FORCE BASE . .	L	8 miles East Southeast of Oklahoma City, Oklahoma	Named for Major General Clarence L. Tinker, a Pawhuska Indian, bomber and fighter pilot; Com- manding General, 7th Air Force, killed in raid on Wake Island, June 1942.	Active
TOPSHAM AIR FORCE STATION	N	Topsham, Maine (Near Bangor, Maine)	Named for nearby city.	Active
TRAVIS AIR FORCE BASE . .	O	6 miles East Northeast of Fairfield and Suisun, California	Formerly Fairfield-Suisun Air Force Base, renamed for Brigadier Gen- eral Robert F. Travis, bomber pilot, recipient of Distinguished Service Cross, killed in B-29 crash in United States, August 1950.	Active
TRUAX FIELD	O	1 mile East of Madison, Wisconsin	Named for First Lieutenant Thomas L. Truax of Madison, pilot, killed in training flight in United States, November 1941.	Active
TURNER AIR FORCE BASE . .	O	4 miles East Northeast of Albany, Georgia	Named for Lieutenant Sullins Preston Turner of Oxford, Georgia, killed in aircraft accident at Langley Air Force Base, May 1940.	Active
TYNDALL AIR FORCE BASE .	O	8 miles Southeast of Panama City, Florida	Named for Lieutenant Frank B. Tyndall of Port Seward, Florida, World War I fighter pilot, killed in air crash in 1930; first Florida military flyer to be killed.	Active

INTERESTING FACTS ABOUT MAJOR USAF INSTALLATIONS OF THE UNITED STATES - 30 JUN 1963

(CONTINUED)
30 JUN 1963 (CONTINUED)

BASE NAME	Classi- f- cation	LOCATION	BASE NAME DERIVATION	PRESENT STATUS
UNITED STATES AIR FORCE ACADEMY	K	Colorado Springs, Colorado		Active
UNITED STATES NAVAL AIR STATION, NEW ORLEANS .	K	New Orleans, Louisiana	Locally called Alvin G Callender Field	Active
VANCE AIR FORCE BASE . .	K	4 miles South Southwest of Enid, Oklahoma	Formerly Enid Air Force Base, re- named for Lieutenant Colonel Leon R. Vance, Jr., World War II re- cipient of Congressional Medal of Honor, lost in hospital aircraft forced down at sea off Iceland, 1944.	Active
VANDENBERG AIR FORCE BASE	O	10 miles Northwest of Lompoc, California	Formerly Cooke Air Force Base, re- named for General Hoyt S. Vandenberg, 9th Air Force Com- mander in European Theater of Operations in World War II, Air Force Chief of Staff from 1948 to 1953, who died April 2, 1954.	Active
WACO 12TH AF HQS	N	Waco, Texas	Named for city.	Active
WALKER AIR FORCE BASE . .	O	6 miles South of Roswell, New Mexico	Formerly Roswell Army Air Base, re- named for Brigadier General Kenneth N. Walker, a native of New Mexico, Commanding General, 5th Bomber Command, World War II recipient of Congressional Medal of Honor, killed in South- west Pacific while leading a bombing attack, 1943.	Active
WARREN AIR FORCE BASE . . (See Francis E. Warren Air Force Base)				
WEBB AIR FORCE BASE . . .	K	1.8 miles Southwest of Big Spring, Texas	Formerly Big Spring Air Force Base, renamed for First Lieutenant James L. Webb, Jr., F-51 pilot, killed off Japanese coast, 1949.	Active
WESTOVER AIR FORCE BASE .	O	3 miles North Northeast of Chicopee Falls, Massachusetts	Named for Major General Oscar Westover, Chief of Air Corps, killed in air crash near Burbank, California, September 1938.	Active

INTERESTING FACTS ABOUT MAJOR USAF INSTALLATIONS OF THE UNITED STATES - 30 JUN 1963
(CONTINUED)

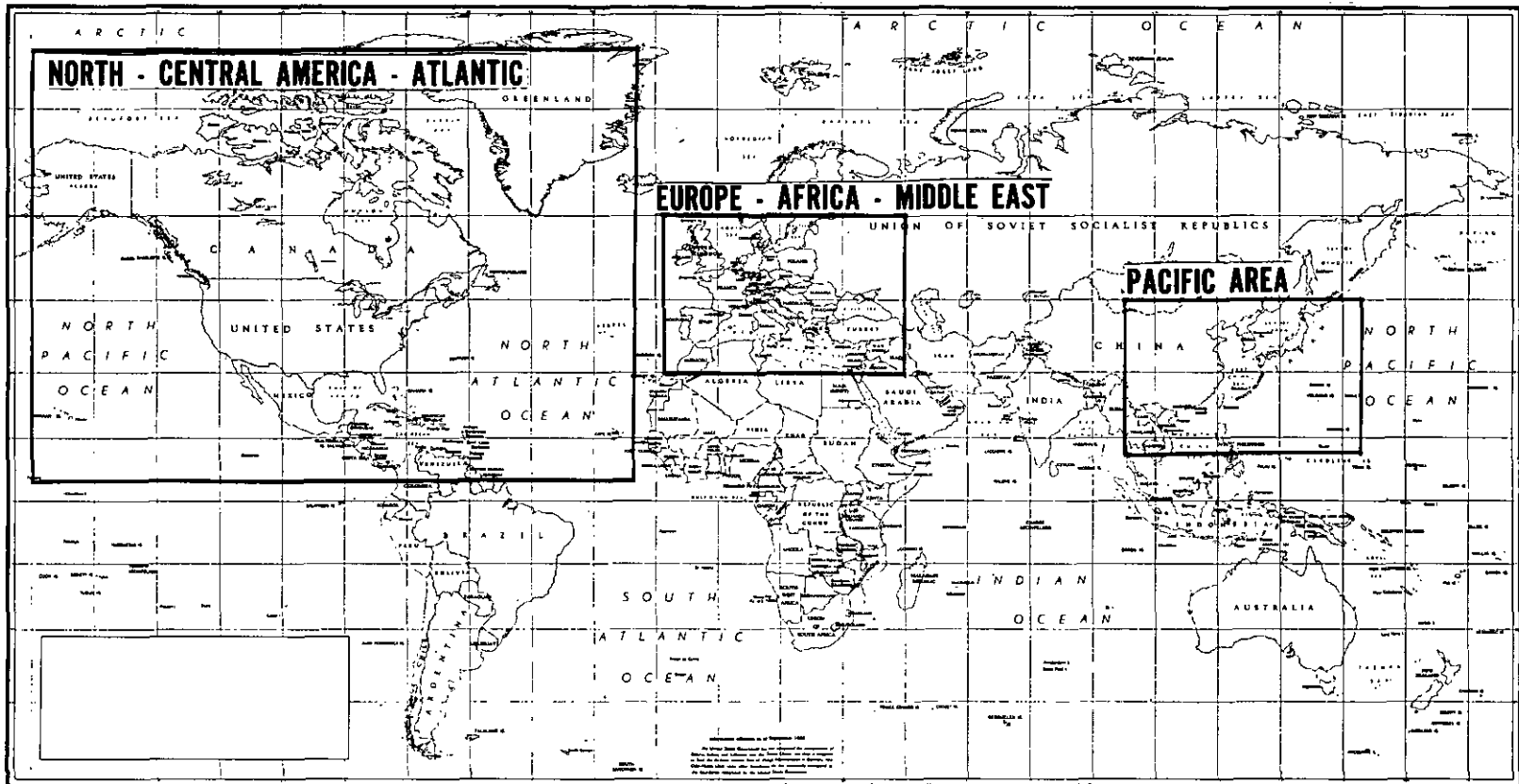
BASE NAME	Classi- if- cation	LOCATION	BASE NAME DERIVATION	PRESENT STATUS
WHEELER AIR FORCE BASE .	P	23 miles Northwest of Honolulu, Oahu, Hawaii	Named for Major Sheldon H. Wheeler, killed in an aircraft accident in 1921 at Luke Field, Hawaii.	Active
WHITEMAN AIR FORCE BASE	O	3 miles South of Knob Noster, Missouri	Formerly Sedalia Air Force Base, renamed for Second Lieutenant George A. Whiteman of Sedalia, killed in action at Pearl Harbor on December 7, 1941.	Active
WILLIAMS AIR FORCE BASE	K	10 miles East of Chandler, Arizona	Formerly Higley Field, renamed for Lieutenant Charles L. Williams, native of Arizona, bomber pilot, killed in Hawaii, July 1927.	Active
US NAVAL AIR STATION WILLOW GROVE	K	Willow Grove, Pennsylvania	Named for nearby city.	Active
WRIGHT-PATTERSON AIR FORCE BASE	L	2 miles East Northeast of Dayton, Ohio	Formerly separate areas including Fairfield Air Depot, Wilbur Wright Field, McCook Field, and Patterson Field, renamed for Orville and Wilbur Wright, and for Lieutenant Frank S. Patterson, killed in air crash near this base during early firing tests of synchronized machine gun, June 1918.	Active
WURTSMITH AIR FORCE BASE	O	3 miles Northwest of Oscoda, Michigan	Formerly Camp Skeel, later Oscoda Air Force Base, renamed for Major General Paul B. Wurtsmith, Commanding General, 13th Air Force, killed in B-25 crash in North Carolina, 1946.	Active
YOUNGSTOWN MUNICIPAL AIRPORT	K	Youngstown, Ohio		Active

Sources: AIR FORCE MAGAZINE; Bases and Units Divisions, Director of Aerospace Programs and Requirements, Deputy Chief of Staff, Programs and Requirements; and Data Management Division, Director of Data Automation, Comptroller of the Air Force.

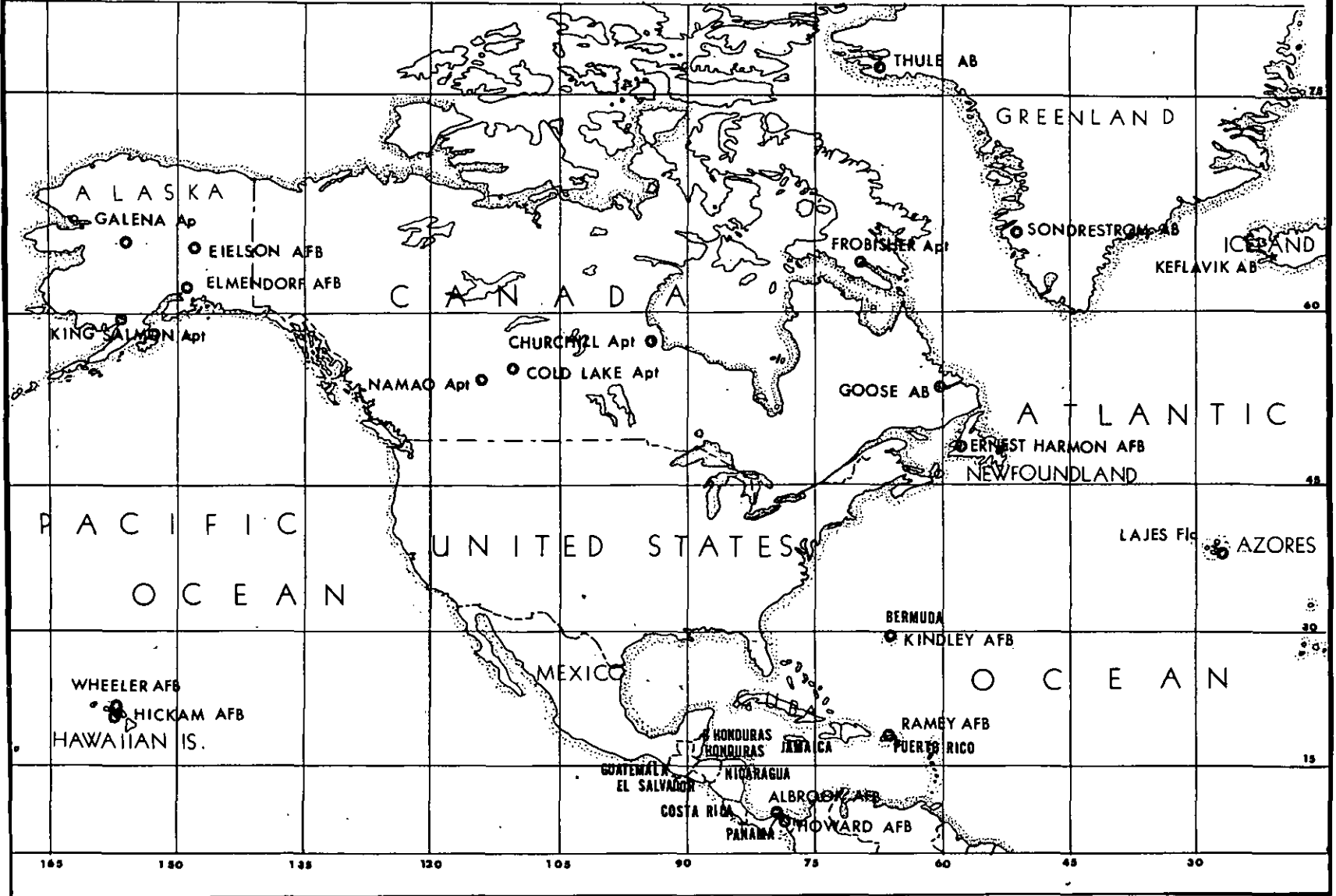
USAF ACTIVE MAJOR INSTALLATIONS OUTSIDE CONTINENTAL U. S.

AS OF 30 JUNE 1963

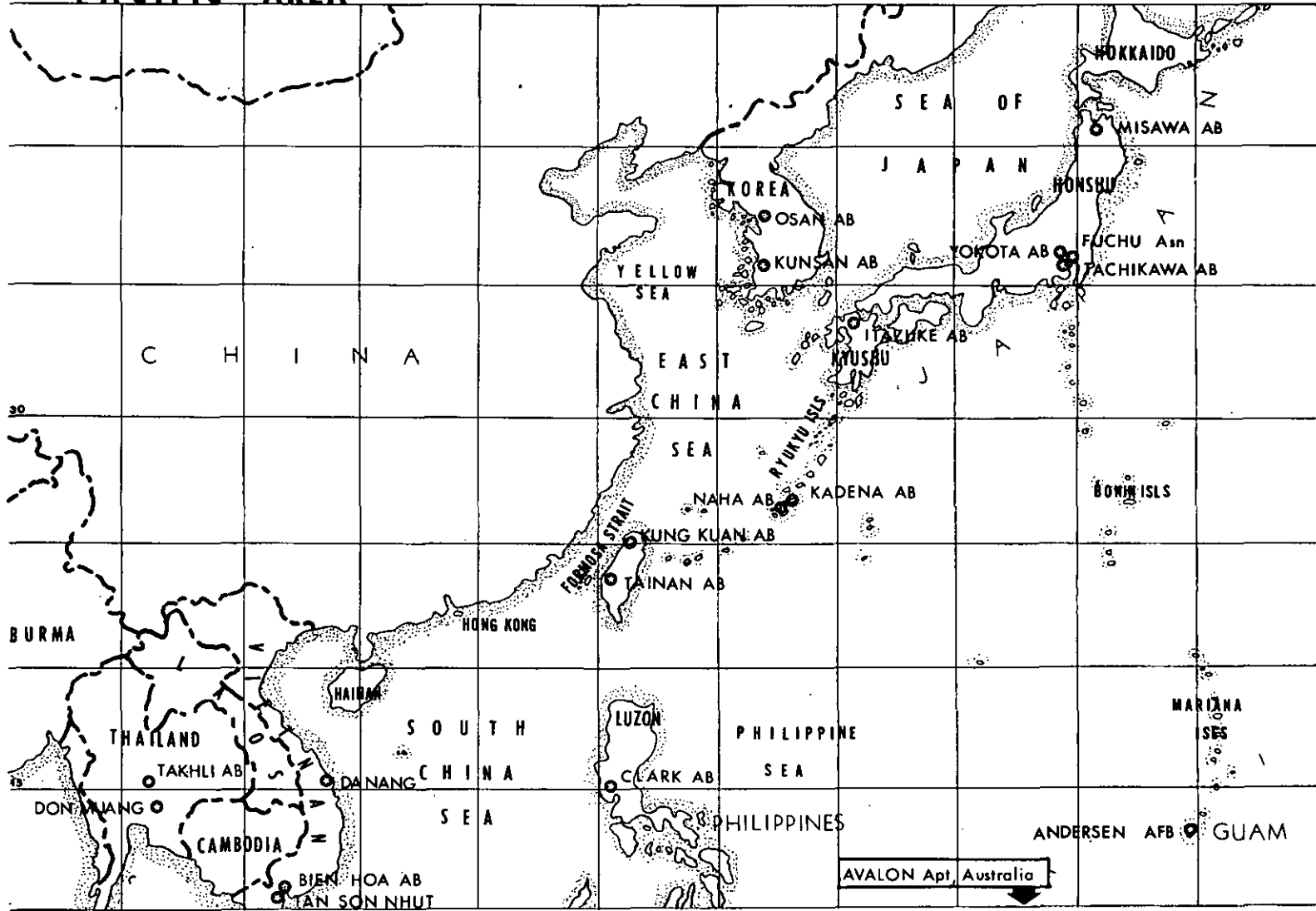
Prepared by: BASES and UNITS DIVISION DIRECTORATE OF AEROSPACE PROGRAMS, AFODC, HEADQUARTERS USAF



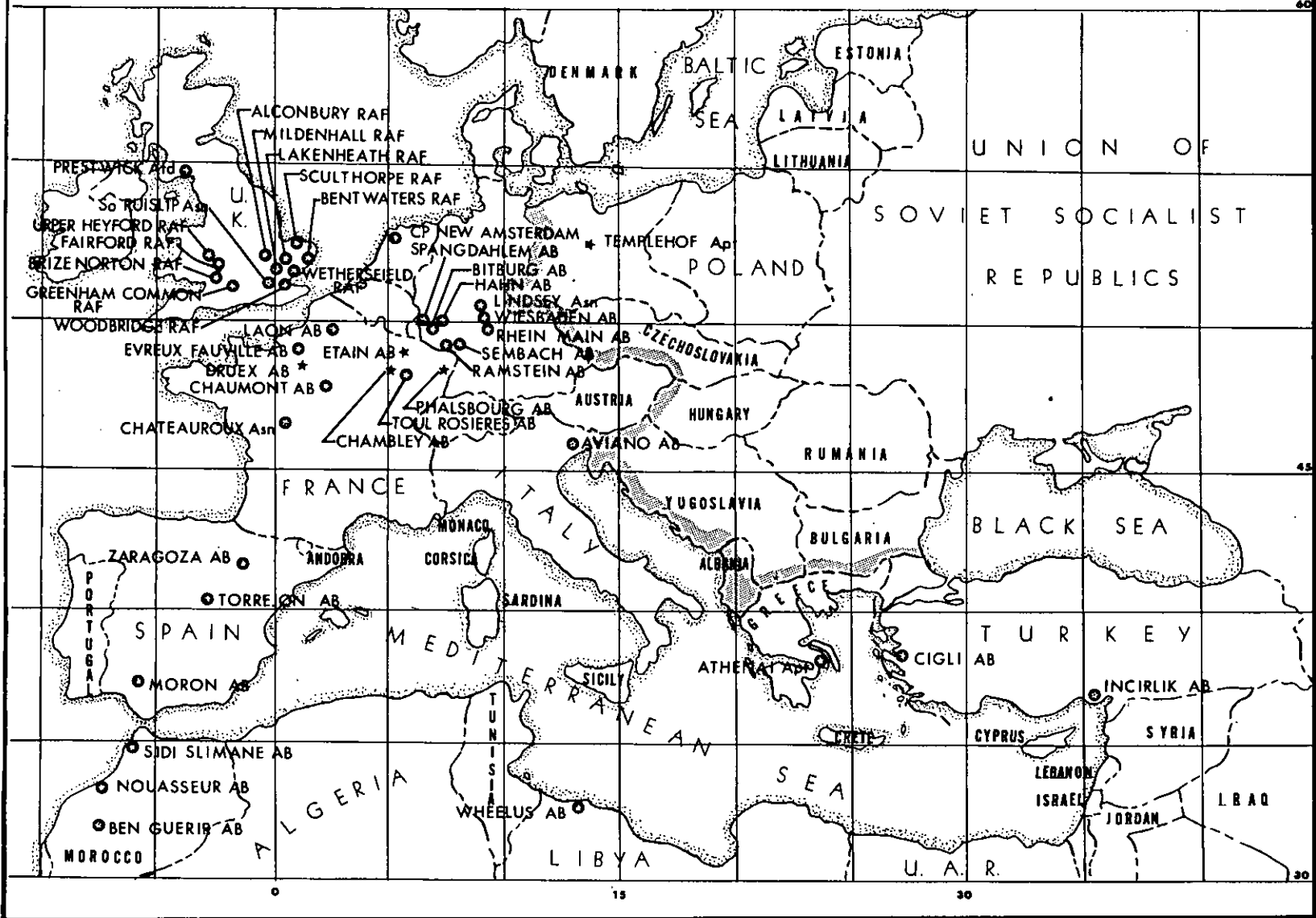
NORTH - CENTRAL AMERICA - ATLANTIC



PACIFIC AREA



EUROPE - AFRICA - MIDDLE EAST



L

CHRONOLOGY OF UNITED STATES AIR FORCE MAJOR EVENTS - FY 1963

(Letters in parentheses indicate classification of items as follows: (U)Unclassified; (C)Confidential; and (S)Secret)

1 JULY 1962

Lieutenant General William S. Stone was assigned as Deputy Chief of Staff, Personnel succeeding Lieutenant General Edward J. Timberlake who became Commander of Continental Air Command (CONAC). General Timberlake succeeded Lieutenant General Gordon A. Blake in this move. (U)

Major General Robert H. Warren became Fourth Superintendent of the United States Air Force Academy succeeding Major General William S. Stone. (U)

General William F. McKee was assigned as Vice Chief of Staff, United States Air Force, succeeding General Frederick H. Smith, who retired. (U)

Lieutenant General Thomas P. Gerrity assumed the position of Deputy Chief of Staff, Systems and Logistics, succeeding Lieutenant General Mark E. Bradley, Jr., who became Commander of Air Force Logistics Command (AFLC). General Bradley replaced General William F. McKee as Commander of AFLC. (U)

Major General Perry M. Horsington was assigned as Director, Office of Legislative Liaison, United States Air Force. (U)

Colonel John L. Martin, Jr. was assigned as Chief, Office of Space Systems, Office Secretary of the Air Force succeeding Brigadier General Richard D. Curtin who became the Director of Advanced Technology, DCS/Research and Technology. (U)

The Alaska Communication System (ACS) was transferred from Army responsibility to the Air Force for operation under Air Force Communications (AFCS). AFCS provides telephone-telegraph communications for Alaska's civilian military population, including direct distance dialing service for the military. (U)

Rocket Research Facility at Fort Churchill, Manitoba, Canada, was transferred from United States Army to the United States Air Force. Management responsibility assumed by Office of Aerospace Research (OAR). (U)

Major General Brooke E. Allen, Commander, Headquarters Command, United States Air Force, flew C-54 and a distinguished group of passengers from Bolling Air Force Base to Andrews Air Force Base, officially closing Bolling for fixed-wing flying. (U)

1 July 1963 was the 25th anniversary of the Air Weather Service, dating from its transfer on 1 July 1937 from the Army Signal Corps to the Army Air Corps. (U)

5 JULY 1962

An Air Rescue Service Kaman H-43B Huskie helicopter set a new distance record by flying 900 miles from Hill Air Force Base, Utah, to Springfield, Minnesota. The previous record of 761 miles was held by Russia. (U)

9 JULY 1962

In test exercise LONG THRUST IV Military Air Transport Service (MATS) deployed 1,429 troops and 15.8 tons of military equipment from Kansas to Rhein Main with 20 C-135 aircraft. Redeployment of 1,290 troops with 62.8 tons from Rhein Main to Washington required 20 missions; both deployment and redeployment were completed in 45½ hours. (U)

15 JULY 1962

Rhein-Main Air Base, Germany (the primary port of aerial embarkation in Europe), was transferred within United Air Forces in Europe (USAFE) from the 17th Air Force to 322d Air Division. (U)

16 JULY 1962

SWIFT STRIKE II used 148 missions to deploy 1,187 troops and 1,985.3 tons of equipment from Continental United States (CONUS) on-load points to the Southeastern maneuver area. Redeployment took 225 missions and airlifted 2,744 troops and 2,549.6 tons of equipment. In a 72 hour period, Military Air Transport Service also tested strategic Reinforcement capability by airlifting 7,794 troops and 5,108.1 tons of equipment from Colorado to the maneuver area with 595 missions and used 563 missions to redeploy them in the period 13 through 18 August 1962. (U)

17 JULY 1962

The first T-39 jet trainer aircraft assigned to United States Air Forces in Europe arrived at Wiesbaden Air Base, Germany. (U)

SECRET
CHRONOLOGY OF UNITED STATES MAJOR EVENTS - FY 196317 JULY 1962

United States Air Force Major Robert M. White in an X-15 aircraft established a new altitude mark, announced as 314,500 feet (59.6 miles). He later received astronaut wings for this record flight. (U)

20 JULY 1962

Three specially designed KC-135A Phase II aircraft assumed the first National Emergency Airborne Command Post alert. (S)

26 JULY 1962

Six Air Force Academy cadets began a 15-day stay in the crew compartment of a simulated space vehicle. While performing similar tasks to those in actual space travel, they proved that astronauts could perform well as a team if launched into space. (U)

31 JULY 1962

General Laurence S. Kuter retired as Commander-in-Chief of Continental Air Defense Command (CONAD) and North American Air Defense Command (NORAD) being succeeded by General John K. Gerhart. (U)

1 AUGUST 1962

Lieutenant General David A. Burchinal succeeded Lieutenant General John K. Gerhart as Deputy Chief of Staff, Plans and Programs.

For the first time the Department of Commerce allocated aircraft to form a Domestic Civil Reserve Air Fleet (CRAF) vital airlift services during periods of national emergency, since the regular CRAF was committed to oversea operations. (U)

First underground silo launch of Atlas-F ICBM was accomplished. (U)

13 AUGUST 1962

First launch of Atlas-F by all Air Force crew over Atlantic Missile Range was accomplished. (U)

15 AUGUST 1962

The Alaskan Air Command participated in Exercise Desk Top V, a NORAD post exercise. (U)

20 AUGUST 1962

An X-15 flight provided the first successful telemetered electrocardiograph data. (U)

27 AUGUST 1962

Mariner I probe was launched by Atlas booster from Cape Canaveral. It passed within 20,000 miles of Venus on 14 December 1962. (U)

1 SEPTEMBER 1962

Major General John K. Hester succeeded Major General Richard M. Montgomery as Assistant Vice Chief of Staff. (U)

CHRONOLOGY OF UNITED STATES MAJOR EVENTS - FY 1963 (CONTINUED)

Major General Robert P. Taylor succeeded Major General Terrence P. Finnigan as Chief of Air Force Chaplains. General Finnigan retired. (U)

The Bomb Alarm System, built and operated for the Air Force by the Western Union Company, was turned over to Air Defense Command (ADC). This system links some 100 key metropolitan and strategic centers with pole-mounted sensors, responsive to nuclear denotations. (U)

2 SEPTEMBER 1962

Exercise SKY SHIELD, the annual NORAD/SAC large-scale air defense test, was conducted over a period of 5½ hours. All non-participating civil and military aircraft were grounded on the North American Continent North of Mexico and 150 miles out to sea. (U)

14 SEPTEMBER 1962

The first B-47H electronic intelligence (ELINT) mission was flown against Cuba by the 55th Strategic Reconnaissance Wing. (S)

18 THROUGH 22 SEPTEMBER 1962

The Alaskan Air Command participated in Exercise HIGH HEELS II, a command post exercise coordinated on a worldwide basis. (U)

21 SEPTEMBER 1962

Major General Don R. Ostrander assumed command of the Office of Aerospace Research. (U)

1 OCTOBER 1962

The Colorado Astronautical Research Laboratory, later renamed the Frank J. Seiler Research Laboratory on 1 April 1963, was established at the US Air Force Academy. One of three in-house laboratories of the Office of Aerospace Research, the laboratory was set up to conduct basic research for the Air Force and provide a facility in which Academy faculty and cadets could conduct research in the natural sciences. (U)

Military Air Transport Systems (MATS) was notified 0755Z of requirement to airlift one battle group from Campbell Army Airfield, Fort Campbell, Ky., to Columbus, Mississippi. The last mission arrived in Columbus at 0200Z, 2 October, 1962. Later increments of 77, 17 and 66 missions brought the total deployment to 7,287 troops and 2,000 tons of cargo. Redeployment, beginning 8 October, required 112 missions, airlifting 5,100 troops and 910 tons of military equipment by 22 October. (U)

LONG TRUST V was involved in deploying about 1,300 troops and 39 tons of equipment to Europe and later redeploying to Continental US (CONUS). Movement aircraft also participated in Southern Express, a movement of 2,000 troops and 1,300 tons of equipment to Greece and back to Central Europe. (U)

3 OCTOBER 1962

The third United States manned orbital flight occurred. Lieutenant Commander W. M. Schirra was boosted into 6-orbit flight by Atlas booster. (U)

15 OCTOBER 1962

Rotation of Army troops between United States and European bases (ROTAPLAN) accomplished by Military Air Transport Services (MATS), airlifting 2,563 troops and 20 tons of equipment. (U)

18 OCTOBER 1962

Ranger V was launched by Atlas-Agena from Cape Canaveral; probe passed within 300 miles of the moon. (U)

CHRONOLOGY OF UNITED STATES MAJOR EVENTS - FY 1963 (CONTINUED)

20 OCTOBER 1962

The \$3.5 million Falcon Stadium, a gift to the United States Air Force Academy by the Air Force Academy Foundation, was dedicated. Brigadier General James Stewart United States Air Force Reserve (USAFR) was Master of Ceremonies. (U)

22 OCTOBER 1962

Headquarters United States Air Force placed all major commands, except United States Air Forces in Europe, on DEFCON 3, effective evening of 22 October 1962, due to the Cuban crisis. (U)

23 OCTOBER 1962

First-low-level reconnaissance flights over Cuba were made by Tactical Air Command. (U)

C-135 crashed at Guantanamo Bay, killing 7 personnel of the 19th AT Sq. Military Air Transport Services suffered the heaviest casualties of the Cuban crisis. (U)

26 OCTOBER 1962

Last B-52H was rolled out at the factory, ending programmed production of the B-52 aircraft. (U)

26 OCTOBER 1962

The Air Force launched a STARAD, carrying a special package of instruments, into polar orbit to measure the increased radiation within the Van Allen Belt. This satellite began the most completely instrumented radiation flight ever made by the United States. (U)

28 OCTOBER 1962

By direction of the President, eight Air Force Reserve troop carrier wings and six reserve aerial port squadrons, totaling 14,214 men, were ordered to extended active duty, effective 0900 hours local, 28 October 1962 for a period of 12 consecutive months unless sooner relieved. (U)

31 OCTOBER 1962

The first radar station in the United States powered by a nuclear reactor was turned over to the Air Defense Command. The site is located near Sundance, Wyoming. (U)

1 NOVEMBER 1962

Lieutenant General Gabriel P. Disosway succeeded Lieutenant General Dean Strothers as Deputy Chief of Staff, Operations. General Strothers was assigned as US Representative to the Military Committee and Standing Group, NATO. (U)

2 NOVEMBER 1962

An extensive US arms airlift to India got underway with the departure of four loaded MATS C-135 jet transports from Rhein-Main Air Base and the dispatch of four 322d AD C-130s carrying communications equipment. (U)

14 NOVEMBER 1962

First actual flight of C-133B aircraft carrying Minuteman missile and using 463L handling system was accomplished. (C)

[REDACTED]

CHRONOLOGY OF UNITED STATES MAJOR EVENTS - FY 1963 (CONTINUED)

21 NOVEMBER 1962

Secretary of the Air Force, Eugene M. Zuckert directed that all Air Force Reserve units recalled on 28 October 1962 be released from active duty, effective date, 23 November 1962, to be completed not later than 28 November 1962. Units to revert to command of CONAC. (U)

1 DECEMBER 1962

The 10th and final BOMARC site became operational at La Macaza, Canada; manned by the Canadian Surface to Air Missile Squadron. USAF 30 Division (Det 2) was assigned there. (U)

Colonel Ralph P. Gentry succeeded Brigadier General Robert R. Rowland as Secretary of the Air Staff. (U)

The "Downrange" channel of the Atlantic Missile Range was extended into Leopoldville, Congo, and Pretoria, Union of South Africa. (U)

11 DECEMBER 1962

First two operational Minuteman flights were turned over to Strategic Air Command(SAC) by Air Force Systems Command (AFSC) at Malmstrom Air Force Base, Montana

14 DECEMBER 1962

A Project Stargazer balloon completed an 18½ hour flight to an altitude of 80,000 feet, carrying a gondola with a 12-inch telescope and two observers. Riding above 90 per cent of the Earth's atmosphere, these men obtained a clearer view of the stars than any astronomers in history. (U)

18 DECEMBER 1962

First successful injection of a Navy navigation satellite into orbit by an SLV-1A(Blue Scout) four-stage booster. (C)

22 DECEMBER 1962

First successful GAM-87 (Skybolt) test launched. (U)

31 DECEMBER 1962

General Lauris Norstad retired from his position as Supreme Allied Commander, Europe. (U)

Air Training Command completed the most successful flying safety period in its history. During 1962, when over 914,000 hours were logged, and two-thirds of this time was flown by student pilots, the major accident rate was 3.5 per 100,000 hours. As a result of this achievement, the command was awarded the Daedalian Flying Safety Trophy. The Order of Daedalian is a patriotic organization of World War I pilots and their descendants. (U)

Cancellation made of production portion of the GAM-87 Skybolt air launched ballistic missile program. Cancellation of the research and development program came on 2 February 1963. (U)

8 JANUARY 1963

The Air Force announced decision to close down the Texas Towers. (U)

14 JANUARY 1963

Colonel Thomas P. Corwin succeeded Major General Paul W. Scheidecker as commander of Air Force Accounting and Finance Center(AFAPC), and General Scheidecker became Director of Accounting and Finance, Office of Air Force Comptroller, Hq USAF. (U)

Deployment for the joint exercise COULEE CREST, in central Washington, began with airlift of an Army Signal unit. From bases throughout the Continental United States 453 missions airlifted 3,370 troops and 3,980 tons of equipment, during March, April, and the first 5 days of May. (U)

[REDACTED]

[REDACTED]

CHRONOLOGY OF UNITED STATES MAJOR EVENTS - FY 1963 (CONTINUED)

LONG THRUST VI, quarterly rotation of a battle group to and from Europe, employed 11 C-135 aircraft flying 42 missions. Use of C-135s markedly reduced the time required. (U)

21 JANUARY 1963

Department of Defense (DOD) and National Aeronautics and Space Administration (NASA) signed agreements for Air Force participation in NASA's two man orbital GEMINI program and for management responsibilities at Cape Canaveral. (U)

31 JANUARY 1963

Secretary Zuckert approved the selection of Lowry Air Force Base as the site for the Armed Forces Air Intelligence Training Center, a function that was to be activated officially under Air Training Command on 1 July 1963. (S)

FEBRUARY 1963

A five-day airborne training exercise, OPERATION TIEN BING III (Sky Soldier III) was held on Taiwan. The exercise combined ground and air forces of the Republic of China with U. S. Army and U. S. Air Force units. Top U. S. and Chinese officials considered it to be a "reassuring demonstration of the readiness and ability . . . to defend Taiwan." (U)

5 FEBRUARY 1963

Major General Chester E. McCarthy was reassigned from his position as Assistant Chief of Staff, Reserve Forces to become Chief of Staff, United States Air Forces in Europe (USAFE). (U)

Alaskan Air Command participated in Phase II of Exercise DESK TOP V. a NORAD post exercise. (U)

8 FEBRUARY 1963

The first orbital trainer to embody three-dimensional design was completed at the Air University (AU), where it will be used for space instruction at the Warfare Systems School. (U)

6 FEBRUARY 1963

First all-Air Force TITAN II launch, from Cape Canaveral; carried the heaviest payload ever fired 6,500 miles. (U)

15 FEBRUARY 1963

Announcement was made of orbital flight from Vandenberg Air Force Base to test a thermoelectric converter that absorbs solar energy and transforms it into electric energy. (U)

18 FEBRUARY 1963

Major General Curtis R. Low was assigned as Assistant Chief of Staff, Reserve Forces. (U)

23 FEBRUARY 1963

First successful firing of a 120-inch diameter, single-segment, solid-fuel rocket motor was made, achieving a maximum thrust of 231,000 pounds. TITAN III first-stage thrust will utilize two 2-segment sections. (C)

27 FEBRUARY 1963

With the activation of its fifth automatic electronic switching center at Andrews Air Force Base, Maryland, the United States Air Force completed the world's largest and most advanced data communications network (AFDATACOM).

[REDACTED]

CHRONOLOGY OF UNITED STATES MAJOR EVENTS - FY 1963 (CONTINUED)

Other centers are at McClellan, Norton, Tinker, and Gentile Air Force Bases. The network became the nucleus of the Department of Defense Automatic Digital Network (AUTODIN). (U)

1 MARCH 1963

Joseph V. Charyk, Under Secretary of the Air Force, resigned from this position to become President of Communications Satellite Corporation. He was succeeded by Brockway McMillan. (U)

9 MARCH 1963

General Curtis E. LeMay directed Lieutenant General Bernard A. Schriever to establish PROJECT FORCAST. The overall task of the project was to study the increasing impact of science and technology on the future role of the United States Air Force. (U)

18 MARCH 1963

First successful launch of LV-2V improved Thor or Thrust Augmented Thor (TAT), booster with three strap-on solid rockets nearly doubling the thrust of earlier models. (C)

19 MARCH 1963

A MATS HU-16 amphibian broke two Russian amphibian world weightlifting records and established a world speed record. (U)

15 APRIL 1963

The Office of Chief of Air Force Chaplains was elevated from the position of a directorate under DCS/Personnel to Special Staff status under the Chief of Staff. (U)

Brigadier General Jack E. Thomas was assigned as Assistant Chief of Staff, Intelligence succeeding Major General Robert A. Breitweiser. (U)

18 APRIL 1963

First flight of the experimental X-21 laminar flow control aircraft was accomplished. (U)

1 MAY 1963

Colonel Benjamin B. Cassidy, Jr. succeeded Colonel Ralph P. Gentry as Secretary of the Air Staff. (U)

First advanced range instrumentation ship (ARIS), USAF GENERAL H. H. ARNOLD, was christened by Mrs. Arnold at Port Canaveral. (U)

9 MAY 1963

A project West Ford package containing 50 pounds of fine wire dipoles was successfully launched. The dipoles were released in space and formed a belt around the earth which was used for communication experiments. (U)

10 MAY 1963

One hundred and eighty-four student officers and 40 faculty members of Air War College departed for a five-day field trip in the Caribbean area. This was the first oversea field trip ever made by Air War College students. (U)

CHRONOLOGY OF UNITED STATES MAJOR EVENTS - FY 1963 (CONTINUED)

15 MAY 1963

Crews from the 1365th Photo Squadron and the 137th Mapping and Charting Squadron joined forces at Cape Canaveral to record the events of Major L. Gordon Cooper, Jr.'s 22 orbit flight on film. This was the first time that a Mercury launch was successfully photographed from an airborne platform. (U)

16 MAY 1963

USAF Major L. G. Cooper, Jr., launched by Atlas booster, on 15 May 1963, completed the 22-orbit flight, the last flight programmed in Project Mercury. (U)

23 MAY 1963

A new concept for the employment of the Civilian Reserve Air Fleet (CRAF) was approved by the Department of Air Force. This concept provides for the employment of the CRAF in three incremental phases under emergency conditions as may be determined by the Secretary of Defense, the President of the United States or the Congress. (U)

1 JUNE 1963

World-wide transfer of responsibility for flight check of Air Force navigational aid facilities from Air Force Communications Center to Federal Aviation Agency, begun in the fall of 1962, was completed. (U)

JUNE 1963

Strategic Air Command received first TITAN II operational squadron, at Davis-Monthan Air Force Base. (U)

30 JUNE 1963

Strategic Air Command ended operations from Moroccan bases. (U)

30 JUNE 1963

AFCS consolidated its regions into four: Eastern, Central, Western, and Tactical Air Command Communications Regions. (U)

Air Force Units & Capabilities

PART I



AIR FORCE UNITS AND CAPABILITIES

INTRODUCTION

Data in this section provide a summary of all USAF units and the status of USAF combat wings, combat flying support forces, and operational flying support forces.

The tables contain data reflecting number and kind of units, type of aircraft or missiles, command of assignment, deployment by geographical area, and operational readiness of units, aircraft or missiles, and crews.

DEFINITIONS

COMBAT FLYING SUPPORT FORCES - Flying units directly assigned to a strategic, air defense, or tactical Force and which normally provide services for the mission to which assigned.

COMBAT SQUADRON - A USAF unit at level of command immediately below, and usually subordinate to, a wing in which the primary mission is combat.

Note: Combat squadrons not having a wing assignment are shown in wing equivalents on the basis that three or four primary mission squadrons, depending on the kind of unit and location, are the equivalent of a wing.

COMBAT WING - A USAF unit on a level of command below the level of an air force or of an air division (if such exists) in which the primary mission is combat and which has combat squadrons either directly or indirectly assigned to it.

OPERATIONAL FLYING SUPPORT FORCES - Flying units not directly assigned to a strategic, air defense, or tactical force but which normally provide services that directly or indirectly support all missions, both tactical and non-tactical.

PRIMARY MISSION - The mission of the unit as stated in the applicable USAF Unit Training Standard.

TABLE 1 - ACTIVE USAF ORGANIZATIONS BY MAJOR AIR COMMAND AND SEPARATE OPERATING AGENCY, WORLD-WIDE-30 JUN 1963

ORGANIZATION	TOTAL	ACIC	AAC	ADC	AFCS	AFADA	AFLC	AFSC	ATC	AU	C Air C	CONAC	HqCMD USAF	MATS	OAR	PacAF	SAC	TAC	USAFA	USAFE	USAFSS
Headquarters USAF	1	-	-	-	-	-	-	-	-	-	-	-	-	-	-	-	-	-	-	-	-
Major Air Command and/or Separate Operating Agencies	20	1	1	1	1	1	1	1	1	1	1	1	1	1	1	1	1	1	1	1	1
<u>Sub-Commands - Total</u>	<u>50</u>	-	-	<u>1</u>	-	-	<u>9</u>	<u>8</u>	<u>6</u>	-	-	<u>1</u>	-	<u>11</u>	-	<u>2</u>	<u>4</u>	<u>5</u>	-	<u>2</u>	<u>1</u>
Air Forces - Named	3	-	-	1	-	-	-	-	-	-	-	-	-	2	-	-	-	-	-	-	-
Air Forces - Numbered	11	-	-	-	-	-	-	-	-	-	-	-	-	-	-	2	4	3	-	2	-
Areas - Air Materiel	9	-	-	-	-	-	9	-	-	-	-	-	-	-	-	-	-	-	-	-	-
Centers - Named	23	-	-	-	-	-	-	8	6	-	-	1	-	5	-	-	-	2	-	-	1
Services - MATS	4	-	-	-	-	-	-	-	-	-	-	-	-	4	-	-	-	-	-	-	-
Divisions	63	-	-	9	-	-	-	7	-	-	-	-	1	-	-	7	31	4	-	4	-
Areas - Communications	2	-	-	-	2	-	-	-	-	-	-	-	-	-	-	-	-	-	-	-	-
Sectors	39	-	-	23	-	-	-	-	-	-	-	16	-	-	-	-	-	-	-	-	-
Wings	200	-	2	15	-	-	11	6	12	1	-	-	4	19	-	11	73	24	-	17	5
Regions	32	-	-	-	14	-	7	3	-	-	-	6	-	-	-	-	-	-	-	-	2
Groups	350	-	5	23	10	-	9	16	67	2	1	-	15	13	-	15	102	23	-	32	17
Districts	20	-	-	-	-	-	-	20	-	-	-	-	-	-	-	-	-	-	-	-	-
Squadrons	2,418	2	37	355	164	-	21	25	173	-	1	4	49	208	-	133	823	229	1	166	27
Flights	25	-	-	3	5	-	-	2	-	-	-	-	-	3	-	4	-	4	-	4	-
Colleges and Schools	24	-	-	-	-	-	-	1	12	9	1	-	1	-	-	-	-	-	-	-	-
Bands	39	1	-	4	-	-	1	1	6	1	1	1	1	2	-	4	9	3	1	3	-
Hospitals	99	-	2	11	-	-	8	5	15	1	-	-	1	7	-	10	5	12	1	21	-
Dispensaries	58	-	-	17	-	-	2	4	3	-	1	-	-	3	-	-	8	4	-	16	-
Miscellaneous	13	-	-	-	-	-	7	-	1	1	-	1	-	-	3	-	-	-	-	-	-
<u>Air Reserve</u>																					
Wings	15	-	-	-	-	-	-	-	-	-	-	15	-	-	-	-	-	-	-	-	-
Groups	133	-	-	-	-	-	-	-	-	-	-	133	-	-	-	-	-	-	-	-	-
Squadrons	762	-	-	-	-	-	-	-	-	-	-	762	-	-	-	-	-	-	-	-	-
Hospitals	25	-	-	-	-	-	-	-	-	-	-	25	-	-	-	-	-	-	-	-	-
Dispensaries	30	-	-	-	-	-	-	-	-	-	-	30	-	-	-	-	-	-	-	-	-

Source: Data Applications Division, Data Services Center, Comptroller of the Air Force.

Downgraded at 12-Year Intervals:
Not Automatically Declassified
DOD Dir 5200.10

TABLE 2 - USAF COMBAT FORCES, COMBAT FLYING SUPPORT FORCES, AND OPERATIONAL FLYING SUPPORT FORCES BY KIND OF UNIT, AT END OF QUARTER - FY 1963

(This table reflects the number of wings/squadrons organized on the date shown in the USAF Combat Forces, Combat Flying Support Forces, and Operational Flying Support Forces by kind of unit as programmed in the USAF Force Structure. Squadrons in the Combat Forces not having wing or group assignments are shown in wing equivalents on the basis of approximately three or four squadrons to a wing, depending on the kind of unit and location.)

KIND OF UNIT	30 Sep 1962	31 Dec 1962	31 Mar 1963	30 Jun 1963
COMBAT FORCES WINGS/SQUADRONS - TOTAL	88/321	90/327	90/322	86/315
Strategic - Total	36/136	37/138	36/133	33/125
Bombardment, Heavy	14/42	14/42	14/42	14/42
Bombardment, Medium	18/54	18/54	16/48	13/39
Electronic Countermeasure	2/6	2/6	2/6	2/6
Strategic Reconnaissance, Medium	1/3	1/3	1/3	1/2
Strategic Missile a/	1/31	2/33	3/34	3/36
Air Defense - Total	18/62	18/62	18/62	18/62
Fighter Interceptor	16/54	16/54	16/54	16/54
Interceptor Missile a/	2/8	2/8	2/8	2/8
Tactical - Total	34/123	35/127	36/127	35/128
Tactical Bom.	1/3	1/3	1/3	1/3
Tactical Fighter	20/68	21/72	21/72	20/72
Tactical Reconnaissance	3/14	3/14	3/14	3/14
Troop Carrier, Heavy	3/10	3/10	3/9	3/9
Troop Carrier, Medium	4/14	4/14	5/15	5/15
Troop Carrier, Assault	2/6	2/6	2/6	2/7
Tactical Missile	1/8	1/8	1/8	1/8
COMBAT FLYING SUPPORT FORCES				
Strategic				
Air Refueling Squadrons	58	57	55	53
PACCS Squadron b/	1	1	1	1
Support Squadrons	4	4	4	4
Missile Augmentations				
GAM-72 (B-52 Squadrons)	14	14	14	14
GAM-77 (B-52 Squadrons)	23	28	29	29
Air Defense				
Airborne Early Warning and Control Squadrons	7	7	7	7
Defense Systems Evaluation Squadrons	4	4	4	4
Drone Squadron	1	1	1	1
Tactical				
Air Refueling Squadrons	6	6	6	5
Counterinsurgency				
Fighter Squadrons Commando	1	1	1	2
Troop Carrier Squadron Commando	1	1	1	1
OPERATIONAL FLYING SUPPORT FORCES				
Air Transport Squadrons c/	25	25	26	26
Air Rescue Squadrons	11	11	11	11
Mapping and Charting Squadrons	2	2	2	2
Aeromedical Transport Squadrons, Light	3	3	3	3
Weather Reconnaissance Squadrons	5	5	5	7
Logistic Support Squadrons	2	2	2	2
Drone Squadrons	2	2	2	2
NEACP Squadron d/	1	1	1	1

a/ Missile units for allies not included.

b/ PACCS Squadron: Post - Attack Command Control System Squadron.

c/ Includes three Air Transport Squadrons with Navy personnel.

d/ NEACP Squadron: National Emergency Airborne Command Post Squadron

SOURCE: Data Applications Division, Data Services Center, Comptroller of the Air Force

Downgraded at 12-Year Intervals:
Not Automatically Declassified
DOD DIR 5200.10

TABLE 3 - USAF COMBAT FORCES, COMBAT FLYING SUPPORT FORCES, AND OPERATIONAL

(This table reflects wing and squadrons deployed by geographical area. Squadrons in the Combat Forces not having wing depending on the kind of unit and location. Some units shown are composites made up of aircraft from more than applicable area.)

KIND OF UNIT	JUL (1962)	AUG	SEP	OCT	NOV	DEC
WORLD						
<u>COMBAT FORCES WGS/SQS - TOTAL</u>	<u>98/344</u>	<u>88/316</u>	<u>88/321</u>	<u>97/349</u>	<u>89/326</u>	<u>90/327</u>
CONTINENTAL						
<u>COMBAT FORCES WGS/SQS - TOTAL</u>	<u>71/245</u>	<u>61/218</u>	<u>60/220</u>	<u>69/248</u>	<u>61/225</u>	<u>62/226</u>
<u>Strategic - Total</u>	<u>33/118</u>	<u>33/119</u>	<u>32/121</u>	<u>32/122</u>	<u>32/122</u>	<u>33/123</u>
Bombardment, Heavy	14/41	14/41	14/41	14/41	14/41	14/41
Bombardment, Medium	15/42	15/42	14/42	14/42	14/41	14/41
Electronic Countermeasure	2/5	2/4	2/4	2/5	2/5	2/5
Strategic Reconnaissance, Medium	1/3	1/3	1/3	1/3	1/3	1/3
Strategic Missile a/	1/27	1/29	1/31	1/31	1/32	2/33
<u>Air Defense - Total</u>	<u>13/47</u>	<u>13/47</u>	<u>13/47</u>	<u>13/47</u>	<u>13/47</u>	<u>13/47</u>
Fighter Interceptor	11/39	11/39	11/39	11/39	11/39	11/39
Interceptor Missile a/	2/8	2/8	2/8	2/8	2/8	2/8
<u>Tactical - Total</u>	<u>25/80</u>	<u>15/52</u>	<u>15/52</u>	<u>24/79</u>	<u>16/56</u>	<u>16/56</u>
Tactical Fighter	16/51	9/31	9/31	10/35	10/35	10/35
Tactical Reconnaissance	2/8	1/4	1/4	1/4	1/4	1/4
Troop Carrier, Heavy	4/12	2/7	2/7	2/6	2/7	2/7
Troop Carrier, Medium	2/5	2/6	2/6	9/27	2/6	2/6
Troop Carrier, Assault	1/4	1/4	1/4	2/7	1/4	1/4
<u>COMBAT FLYING SUPPORT FORCES</u>						
<u>Strategic</u>						
Air Refueling Squadrons	51	51	50	49	49	49
PACCS Squadron b/	1	1	1	1	1	1
Support Squadrons	4	4	4	4	4	4
Missile Augmentations						
GAM-72 (B-52 Squadrons)	13	13	13	13	13	13
GAM-77 (B-52 Squadrons)	19	19	22	25	26	27
<u>Air Defense</u>						
Airborne Early Warning and Control Squadrons	7	7	7	7	7	7
Defense Systems Evaluation Squadrons	3	3	3	3	3	3
Drone Squadron	1	1	1	1	1	1
<u>Tactical</u>						
Air Refueling Squadrons	4	4	4	4	4	4
Counterinsurgency						
Fighter Squadrons Commando	-	-	1	1	1	1
Troop Carrier Squadron Commando	-	-	1	1	1	1
<u>OPERATIONAL FLYING SUPPORT FORCES</u>						
Air Transport Squadrons c/	29	23	23	23	22	22
Air Rescue Squadrons	2	2	2	2	2	2
Mapping and Charting Squadrons	2	2	2	2	2	2
Aeromedical Transport Squadrons, Light	3	3	3	3	3	3
Weather Reconnaissance Squadrons	2	2	2	1	1	1
Logistic Support Squadrons	2	2	2	2	2	2
Drone Squadrons	2	2	2	2	2	2
NEACP Squadron d/	1	1	1	1	1	1

DOWNGRADED AT 12 YEAR INTERVALS;
NOT AUTOMATICALLY DECLASSIFIED
DOD DIR. 5200.10

[REDACTED]

FLYING SUPPORT FORCES BY KIND OF UNIT, WORLD-WIDE, AT END OF MONTH - FY 1963

wing or group assignments are shown in wing equivalents on the basis of approximately three or four squadrons to a one unit or represents units having 50 per cent or more of their unit equipment on rotation or Temporary Duty in the

JAN (1963)	FEB	MAR	APR	MAY	JUN	KIND OF UNIT
-WIDE						
<u>91/328</u>	<u>91/328</u>	<u>90/322</u>	<u>87/314</u>	<u>86/315</u>	<u>86/315</u>	<u>COMBAT FORCES WGS/SQS - TOTAL</u>
UNITED STATES						
<u>62/228</u> <u>33/125</u> 14/41 14/43 2/4 1/3 2/34	<u>61/231</u> <u>33/127</u> 14/41 15/45 1/4 1/3 2/34	<u>60/224</u> <u>32/120</u> 14/41 12/37 2/5 1/3 3/34	<u>57/215</u> <u>29/111</u> 14/41 10/29 1/4 1/3 3/34	<u>57/218</u> <u>30/114</u> 14/41 10/30 2/5 1/3 3/35	<u>57/218</u> <u>30/114</u> 14/41 11/31 1/4 1/2 3/36	<u>COMBAT FORCES WGS/SQS - TOTAL</u> <u>Strategic - Total</u> Bombardment, Heavy Bombardment, Medium Electronic Countermeasure Strategic Reconnaissance, Medium Strategic Missile a/
<u>13/47</u> 11/39 2/8	<u>13/47</u> 11/39 2/8	<u>13/47</u> 11/39 2/8	<u>13/47</u> 11/39 2/8	<u>13/47</u> 11/39 2/8	<u>13/47</u> 11/39 2/8	<u>Air Defense - Total</u> Fighter Interceptor Interceptor Missile a/
<u>16/56</u> <u>10/35</u> 1/4 2/6 2/7 1/4	<u>15/57</u> <u>9/36</u> 1/4 2/6 2/7 1/4	<u>15/57</u> <u>9/36</u> 1/4 2/6 2/7 1/4	<u>15/57</u> <u>9/36</u> 1/4 2/6 2/7 1/4	<u>14/57</u> <u>8/36</u> 1/4 2/6 2/7 1/4	<u>14/57</u> <u>8/36</u> 1/4 2/6 2/7 1/4	<u>Tactical - Total</u> Tactical Fighter Tactical Reconnaissance Troop Carrier, Heavy Troop Carrier, Medium Troop Carrier, Assault
50 1 4	49 1 4	47 1 4	46 1 4	47 1 4	47 1 4	<u>COMBAT FLYING SUPPORT FORCES</u> <u>Strategic</u> Air Refueling Squadrons PACCS Squadron b/ Support Squadrons Missile Augmentations GAM-72 (B-52 Squadrons) GAM-77 (B-52 Squadrons)
13 28	13 28	13 28	13 28	13 28	13 28	<u>Air Defense</u> Airborne Early Warning and Control Squadrons Defense Systems Evaluation Squadrons Drone Squadron
7 3 1	7 3 1	7 3 1	7 3 1	7 3 1	7 3 1	<u>Tactical</u> Air Refueling Squadrons Counterinsurgency Fighter Squadrons Commando Troop Carrier Squadron Commando
4 1 1	4 1 1	4 1 1	3 1 1	3 2 1	3 2 1	<u>OPERATIONAL FLYING SUPPORT FORCES</u> Air Transport Squadrons c/ Air Rescue Squadrons Mapping and Charting Squadrons Aeromedical Transport Squadrons, Light Weather Reconnaissance Squadrons Logistic Support Squadrons Drone Squadrons NEACP Squadron d/
23 2 2 3 1 2 2 1	23 2 2 3 1 2 2 1	23 2 2 3 1 2 2 1	23 2 2 3 1 2 2 1	23 2 2 3 1 2 2 1	23 2 2 3 1 2 2 1	

TABLE 3 - USAF COMBAT FORCES, COMBAT FLYING SUPPORT FORCES, AND OPERATIONAL

KIND OF UNIT	JUL (1962)	AUG	SEP	OCT	NOV	DEC
EUROPE - NORTH AFRICA (England, France, Germany, Italy,						
<u>COMBAT FORCES WGS/SQS - TOTAL</u>	<u>17/60</u>	<u>17/60</u>	<u>17/63</u>	<u>17/62</u>	<u>17/63</u>	<u>17/63</u>
Strategic - Total	<u>3/11</u>	<u>3/12</u>	<u>3/12</u>	<u>3/11</u>	<u>3/12</u>	<u>3/12</u>
Bombardment, Medium e/	<u>3/10</u>	<u>3/10</u>	<u>3/10</u>	<u>3/10</u>	<u>3/11</u>	<u>3/11</u>
Electronic Countermeasure e/	<u>1</u>	<u>2</u>	<u>2</u>	<u>1</u>	<u>1</u>	<u>1</u>
Air Defense - Total	<u>2/6</u>	<u>2/6</u>	<u>2/6</u>	<u>2/6</u>	<u>2/6</u>	<u>2/6</u>
Fighter Interceptor	<u>2/6</u>	<u>2/6</u>	<u>2/6</u>	<u>2/6</u>	<u>2/6</u>	<u>2/6</u>
Tactical - Total	<u>12/43</u>	<u>12/42</u>	<u>12/45</u>	<u>12/45</u>	<u>12/45</u>	<u>12/45</u>
Tactical Fighter	<u>8/27</u>	<u>8/26</u>	<u>8/26</u>	<u>8/26</u>	<u>8/26</u>	<u>8/26</u>
Tactical Reconnaissance	<u>2/8</u>	<u>2/8</u>	<u>2/8</u>	<u>2/8</u>	<u>2/8</u>	<u>2/8</u>
Troop Carrier, Heavy	<u>1</u>	<u>1</u>	<u>1</u>	<u>1</u>	<u>1</u>	<u>1</u>
Troop Carrier, Medium	<u>1/4</u>	<u>1/4</u>	<u>1/4</u>	<u>1/4</u>	<u>1/4</u>	<u>1/4</u>
Tactical Missile	<u>1/3</u>	<u>1/3</u>	<u>1/6</u>	<u>1/6</u>	<u>1/6</u>	<u>1/6</u>
<u>COMBAT FLYING SUPPORT FORCES</u>						
Tactical						
Air Refueling Squadron	1	1	1	1	1	1
<u>OPERATIONAL FLYING SUPPORT FORCES</u>						
Air Transport Squadron	-	-	-	-	1	1
Air Rescue Squadrons	2	2	2	2	2	2
ATLANTIC AREA (Azores, Bermuda,						
<u>COMBAT FORCES WGS/SQS - TOTAL</u>	<u>1/3</u>	<u>1/3</u>	<u>1/3</u>	<u>1/3</u>	<u>1/3</u>	<u>1/3</u>
Strategic - Total	<u>1/1</u>	<u>1/1</u>	<u>1/1</u>	<u>1/1</u>	<u>1/1</u>	<u>1/1</u>
Bombardment, Heavy	<u>1/1</u>	<u>1/1</u>	<u>1/1</u>	<u>1/1</u>	<u>1/1</u>	<u>1/1</u>
Air Defense - Total	<u>1/2</u>	<u>1/2</u>	<u>1/2</u>	<u>1/2</u>	<u>1/2</u>	<u>1/2</u>
Fighter Interceptor	<u>1/2</u>	<u>1/2</u>	<u>1/2</u>	<u>1/2</u>	<u>1/2</u>	<u>1/2</u>
<u>COMBAT FLYING SUPPORT FORCES</u>						
Strategic						
Air Refueling Squadrons	3	3	3	3	3	2
Missile Augmentations						
GAM-72 (B-52 Squadron)	1	1	1	1	1	1
GAM-77 (B-52 Squadron)	1	1	1	1	1	1
<u>OPERATIONAL FLYING SUPPORT FORCES</u>						
Air Rescue Squadrons	2	2	2	2	2	2
Weather Reconnaissance Squadrons	1	1	1	1	1	1

DOWNGRADED AT 12 YEAR INTERVALS;
 NOT AUTOMATICALLY DECLASSIFIED
 DOD DIR. 5200.10

FLYING SUPPORT FORCES BY KIND OF UNIT, WORLD-WIDE, AT END OF MONTH - FY 1963 (CONTINUED)

JAN (1963)	FEB	MAR	APR	MAY	JUN	KIND OF UNIT
Libya, Morocco, Netherlands, Scotland, Spain, Turkey, India						
<u>17/62</u>	<u>18/60</u>	<u>18/60</u>	<u>19/61</u>	<u>18/59</u>	<u>18/59</u>	<u>COMBAT FORCES WGS/SQS - TOTAL</u>
<u>3/11</u>	<u>3/9</u>	<u>3/9</u>	<u>4/10</u>	<u>3/8</u>	<u>3/8</u>	<u>Strategic - Total</u>
<u>3/9</u>	<u>2/7</u>	<u>3/8</u>	<u>3/8</u>	<u>3/7</u>	<u>2/6</u>	Bombardment, Medium e/
<u>1/2</u>	<u>1/2</u>	<u>1/1</u>	<u>1/2</u>	<u>1/1</u>	<u>1/2</u>	Electronic Countermeasure e/
<u>2/6</u>	<u>2/6</u>	<u>2/6</u>	<u>2/6</u>	<u>2/6</u>	<u>2/6</u>	<u>Air Defense - Total</u>
<u>2/6</u>	<u>2/6</u>	<u>2/6</u>	<u>2/6</u>	<u>2/6</u>	<u>2/6</u>	Fighter Interceptor
<u>12/45</u>	<u>13/45</u>	<u>13/45</u>	<u>13/45</u>	<u>13/45</u>	<u>13/45</u>	<u>Tactical - Total</u>
<u>8/26</u>	<u>9/26</u>	<u>9/26</u>	<u>9/26</u>	<u>9/26</u>	<u>9/26</u>	Tactical Fighter
<u>2/8</u>	<u>2/8</u>	<u>2/8</u>	<u>2/8</u>	<u>2/8</u>	<u>2/8</u>	Tactical Reconnaissance
<u>1/1</u>	<u>1/1</u>	<u>1/1</u>	<u>1/1</u>	<u>1/1</u>	<u>1/1</u>	Troop Carrier, Heavy
<u>1/4</u>	<u>1/4</u>	<u>1/4</u>	<u>1/4</u>	<u>1/4</u>	<u>1/4</u>	Troop Carrier, Medium
<u>1/6</u>	<u>1/6</u>	<u>1/6</u>	<u>1/6</u>	<u>1/6</u>	<u>1/6</u>	Tactical Missile
						<u>COMBAT FLYING SUPPORT FORCES</u>
						<u>Tactical</u>
1	1	1	1	1	1	Air Refueling Squadron
						<u>OPERATIONAL FLYING SUPPORT FORCES</u>
1	1	1	1	1	1	Air Transport Squadron
2	2	2	2	2	2	Air Rescue Squadrons
Greenland, Iceland, Puerto Rico)						
<u>1/3</u>	<u>1/3</u>	<u>1/3</u>	<u>1/3</u>	<u>1/3</u>	<u>1/3</u>	<u>COMBAT FORCES WGS/SQS - TOTAL</u>
<u>1/1</u>	<u>1/1</u>	<u>1/1</u>	<u>1/1</u>	<u>1/1</u>	<u>1/1</u>	<u>Strategic - Total</u>
<u>1/1</u>	<u>1/1</u>	<u>1/1</u>	<u>1/1</u>	<u>1/1</u>	<u>1/1</u>	Bombardment, Heavy
<u>1/2</u>	<u>1/2</u>	<u>1/2</u>	<u>1/2</u>	<u>1/2</u>	<u>1/2</u>	<u>Air Defense - Total</u>
<u>1/2</u>	<u>1/2</u>	<u>1/2</u>	<u>1/2</u>	<u>1/2</u>	<u>1/2</u>	Fighter Interceptor
						<u>COMBAT FLYING SUPPORT FORCES</u>
						<u>Strategic</u>
3	3	3	3	3	2	Air Refueling Squadrons
						Missile Augmentations
1	1	1	1	1	1	GAM-72 (B-52 Squadron)
1	1	1	1	1	1	GAM-77 (B-52 Squadron)
						<u>OPERATIONAL FLYING SUPPORT FORCES</u>
2	2	2	2	2	2	Air Rescue Squadrons
1	1	1	1	1	1	Weather Reconnaissance Squadron

TABLE 3 - USAF COMBAT FORCES, COMBAT FLYING SUPPORT FORCES, AND OPERATIONAL FLYING

KIND OF UNIT	JUL (1962)	AUG	SEP	OCT	NOV	DEC
CANADA (Labrador,						
<u>COMBAT FORCES WGS/SQS - TOTAL</u>	<u>1/1</u>	<u>1/1</u>	<u>1/1</u>	<u>1/1</u>	<u>1/1</u>	<u>1/1</u>
<u>Air Defense - Total</u>	<u>1/1</u>	<u>1/1</u>	<u>1/1</u>	<u>1/1</u>	<u>1/1</u>	<u>1/1</u>
Fighter Interceptor	<u>1/1</u>	<u>1/1</u>	<u>1/1</u>	<u>1/1</u>	<u>1/1</u>	<u>1/1</u>
<u>COMBAT FLYING SUPPORT FORCES</u>						
<u>Strategic</u>						
Air Refueling Squadrons	5	5	5	6	5	6
<u>OPERATIONAL FLYING SUPPORT FORCES</u>						
Air Rescue Squadron	1	1	1	1	1	1
PACIFIC AREA (Guam, Hawaii, Japan, Philippines						
<u>COMBAT FORCES WGS/SQS - TOTAL</u>	<u>8/33</u>	<u>8/32</u>	<u>9/32</u>	<u>9/33</u>	<u>9/32</u>	<u>9/32</u>
<u>Strategic - Total</u>	<u>1/1</u>	<u>1/1</u>	<u>1/1</u>	<u>1/1</u>	<u>1/1</u>	<u>1/1</u>
Bombardment, Medium e/.	<u>1/1</u>	<u>1/1</u>	<u>1/1</u>	<u>1/1</u>	<u>1/1</u>	<u>1/1</u>
<u>Air Defense - Total</u>	<u>1/5</u>	<u>1/5</u>	<u>1/5</u>	<u>1/5</u>	<u>1/5</u>	<u>1/5</u>
Fighter Interceptor	<u>1/5</u>	<u>1/5</u>	<u>1/5</u>	<u>1/5</u>	<u>1/5</u>	<u>1/5</u>
<u>Tactical - Total</u>	<u>7/27</u>	<u>7/26</u>	<u>7/26</u>	<u>7/27</u>	<u>7/26</u>	<u>7/26</u>
Tactical Bomb	<u>1/3</u>	<u>1/3</u>	<u>1/3</u>	<u>1/3</u>	<u>1/3</u>	<u>1/3</u>
Tactical Fighter	<u>3/11</u>	<u>3/11</u>	<u>3/11</u>	<u>3/11</u>	<u>3/11</u>	<u>3/11</u>
Tactical Reconnaissance	<u>1/2</u>	<u>1/2</u>	<u>1/2</u>	<u>1/2</u>	<u>1/2</u>	<u>1/2</u>
Troop Carrier, Heavy	<u>1/2</u>	<u>1/2</u>	<u>1/2</u>	<u>1/3</u>	<u>1/2</u>	<u>1/2</u>
Troop Carrier, Medium	<u>1/5</u>	<u>1/4</u>	<u>1/4</u>	<u>1/4</u>	<u>1/4</u>	<u>1/4</u>
Troop Carrier, Assault	<u>1/2</u>	<u>1/2</u>	<u>1/2</u>	<u>1/2</u>	<u>1/2</u>	<u>1/2</u>
Tactical Missile	<u>1/2</u>	<u>1/2</u>	<u>1/2</u>	<u>1/2</u>	<u>1/2</u>	<u>1/2</u>
<u>COMBAT FLYING SUPPORT FORCES</u>						
<u>Tactical</u>						
Air Refueling Squadron	1	1	1	1	1	1
<u>OPERATIONAL FLYING SUPPORT FORCES</u>						
Air Transport Squadrons	2	2	2	2	2	2
Air Rescue Squadrons	4	4	4	4	4	4
Weather Reconnaissance Squadrons	2	2	2	3	3	3
ALIAS-						
<u>COMBAT FORCES WGS/SQS - TOTAL</u>	<u>1/2</u>	<u>1/2</u>	<u>1/2</u>	<u>1/2</u>	<u>1/2</u>	<u>1/2</u>
<u>Strategic - Total</u>	<u>1/1</u>	<u>1/1</u>	<u>1/1</u>	<u>1/1</u>	<u>1/1</u>	<u>1/1</u>
Bombardment, Medium e/.	<u>1/1</u>	<u>1/1</u>	<u>1/1</u>	<u>1/1</u>	<u>1/1</u>	<u>1/1</u>
<u>Air Defense - Total</u>	<u>1/1</u>	<u>1/1</u>	<u>1/1</u>	<u>1/1</u>	<u>1/1</u>	<u>1/1</u>
Fighter Interceptor	<u>1/1</u>	<u>1/1</u>	<u>1/1</u>	<u>1/1</u>	<u>1/1</u>	<u>1/1</u>
<u>COMBAT FLYING SUPPORT FORCES</u>						
<u>Air Defense</u>						
Defense Systems Evaluation Squadron	1	1	1	1	1	1

a/ Missile units for allies not included.

b/ PACCS Squadron: Post Attack Command Control System Squadron.

c/ Includes 3 Air Transport Squadrons with Navy personnel.

d/ NEACP Squadron: National Emergency Airborne Command Post Squadron.

e/ Rotation aircraft. Fifteen aircraft considered equivalent to one squadron.

SOURCE: Data Applications Division, Data Services Center, Comptroller of the Air Force

Downgraded at 12-Year Intervals:
Not Automatically Declassified
DOD Dir 5280.10

SUPPORT FORCES BY KIND OF UNIT, WORLD-WIDE, AT END OF MONTH - FY 1963 (CONTINUED)

JAN (1963)	FEB	MAR	APR	MAY	JUN	KIND OF UNIT
Newfoundland)						
$\frac{1}{1}$	$\frac{1}{1}$	$\frac{1}{1}$	$\frac{1}{1}$	$\frac{1}{1}$	$\frac{1}{1}$	<u>COMBAT FORCES WGS/SQS - TOTAL</u>
$\frac{1}{1}$	$\frac{1}{1}$	$\frac{1}{1}$	$\frac{1}{1}$	$\frac{1}{1}$	$\frac{1}{1}$	<u>Air Defense - Total</u>
						Fighter Interceptor
4	5	5	5	4	4	<u>COMBAT FLYING SUPPORT FORCES</u>
						Strategic
						Air Refueling Squadrons
1	1	1	1	1	1	<u>OPERATIONAL FLYING SUPPORT FORCES</u>
						Air Rescue Squadron
Okinawa, Taiwan, South Viet Nam, Thailand, Australia)						
$\frac{10}{32}$	$\frac{10}{31}$	$\frac{10}{32}$	$\frac{9}{32}$	$\frac{9}{32}$	$\frac{9}{32}$	<u>COMBAT FORCES WGS/SQS - TOTAL</u>
$\frac{1}{1}$	$\frac{1}{1}$	$\frac{1}{2}$	$\frac{1}{1}$	$\frac{1}{1}$	$\frac{1}{1}$	<u>Strategic - Total</u>
$\frac{1}{1}$	$\frac{1}{1}$	$\frac{1}{2}$	$\frac{1}{1}$	$\frac{1}{1}$	$\frac{1}{1}$	Bombardment, Medium e/
$\frac{1}{5}$	$\frac{1}{5}$	$\frac{1}{5}$	$\frac{1}{5}$	$\frac{1}{5}$	$\frac{1}{5}$	<u>Air Defense - Total</u>
$\frac{1}{5}$	$\frac{1}{5}$	$\frac{1}{5}$	$\frac{1}{5}$	$\frac{1}{5}$	$\frac{1}{5}$	Fighter Interceptor
$\frac{8}{26}$	$\frac{8}{25}$	$\frac{8}{25}$	$\frac{8}{26}$	$\frac{8}{26}$	$\frac{8}{26}$	<u>Tactical - Total</u>
$\frac{1}{3}$	$\frac{1}{3}$	$\frac{1}{3}$	$\frac{1}{3}$	$\frac{1}{3}$	$\frac{1}{3}$	Tactical Bomb
$\frac{3}{11}$	$\frac{3}{10}$	$\frac{3}{10}$	$\frac{3}{10}$	$\frac{3}{10}$	$\frac{3}{10}$	Tactical Fighter
$\frac{1}{2}$	$\frac{1}{2}$	$\frac{1}{2}$	$\frac{1}{2}$	$\frac{1}{2}$	$\frac{1}{2}$	Tactical Reconnaissance
$\frac{1}{2}$	$\frac{1}{2}$	$\frac{1}{2}$	$\frac{1}{2}$	$\frac{1}{2}$	$\frac{1}{2}$	Troop Carrier, Heavy
$\frac{2}{4}$	$\frac{2}{4}$	$\frac{2}{4}$	$\frac{2}{4}$	$\frac{2}{4}$	$\frac{2}{4}$	Troop Carrier, Medium
$\frac{1}{2}$	$\frac{1}{2}$	$\frac{1}{2}$	$\frac{1}{3}$	$\frac{1}{3}$	$\frac{1}{3}$	Troop Carrier, Assault
$\frac{1}{2}$	$\frac{1}{2}$	$\frac{1}{2}$	$\frac{1}{2}$	$\frac{1}{2}$	$\frac{1}{2}$	Tactical Missile
1	1	1	1	1	1	<u>COMBAT FLYING SUPPORT FORCES</u>
						Tactical
						Air Refueling Squadron
2	2	2	2	2	2	<u>OPERATIONAL FLYING SUPPORT FORCES</u>
4	4	4	4	4	4	Air Transport Squadrons
3	3	3	3	3	3	Air Rescue Squadrons
						Weather Reconnaissance Squadrons
KA						
$\frac{1}{2}$	$\frac{1}{2}$	$\frac{1}{2}$	$\frac{1}{2}$	$\frac{1}{2}$	$\frac{1}{2}$	<u>COMBAT FORCES WGS/SQS - TOTAL</u>
$\frac{1}{1}$	$\frac{1}{1}$	$\frac{1}{1}$	$\frac{1}{1}$	$\frac{1}{1}$	$\frac{1}{1}$	<u>Strategic - Total</u>
$\frac{1}{1}$	$\frac{1}{1}$	$\frac{1}{1}$	$\frac{1}{1}$	$\frac{1}{1}$	$\frac{1}{1}$	Bombardment, Medium e/
$\frac{1}{1}$	$\frac{1}{1}$	$\frac{1}{1}$	$\frac{1}{1}$	$\frac{1}{1}$	$\frac{1}{1}$	<u>Air Defense - Total</u>
$\frac{1}{1}$	$\frac{1}{1}$	$\frac{1}{1}$	$\frac{1}{1}$	$\frac{1}{1}$	$\frac{1}{1}$	Fighter Interceptor
1	1	1	1	1	1	<u>COMBAT FLYING SUPPORT FORCES</u>
						Air Defense
						Defense Systems Evaluation Squadron

DOWNGRADED AT 12 YEAR INTERVALS;
 NOT AUTOMATICALLY DECLASSIFIED
 DOD DIR. 5200.10

TABLE 4 - USAF COMBAT FORCES, COMBAT FLYING SUPPORT FORCES, AND OPERATIONAL FLYING SUPPORT FORCES BY KIND OF UNIT, BY COMMAND OF ASSIGNMENT, WORLD-WIDE, AT END OF QUARTER - FY 1963

(Table below reflects the number of wings/squadrons organized on the date shown in the USAF Combat Forces, Combat Flying Support Forces, and Operational Flying Support Forces by command of assignment as programmed in the USAF Force Structure. Squadrons in the Combat Forces not having wing or group assignments are shown in wing equivalents on the basis of approximately three or four squadrons to a wing, depending on the kind of unit and location. Units assigned to Continental US Commands and permanently located overseas are included in the Continental US Command to which assigned.)

KIND OF UNIT	SEP 1962	DEC 1962	MAR 1963	JUN 1963
WORLD-WIDE				
<u>COMBAT FORCES WGS/SQS - TOTAL</u>	<u>88/321</u>	<u>90/327</u>	<u>90/322</u>	<u>86/315</u>
AIR DEFENSE COMMAND				
<u>COMBAT FORCES WGS/SQS - TOTAL</u>	<u>14/50</u>	<u>14/50</u>	<u>14/50</u>	<u>14/50</u>
<u>Air Defense - Total</u>	<u>14/50</u>	<u>14/50</u>	<u>14/50</u>	<u>14/50</u>
Fighter Interceptor	12/42	12/42	12/42	12/42
Interceptor Missile a/	2/8	2/8	2/8	2/8
COMBAT FLYING SUPPORT FORCES				
<u>Air Defense</u>				
Airborne Early Warning and Control Squadrons	7	7	7	7
Defense Systems Evaluation Squadrons	3	3	3	3
Drone Squadron	1	1	1	1
AIR FORCE LOGISTICS COMMAND				
<u>OPERATIONAL FLYING SUPPORT FORCES</u>				
Logistic Support Squadrons	2	2	2	2
AIR FORCE SYSTEMS COMMAND				
<u>OPERATIONAL FLYING SUPPORT FORCES</u>				
Drone Squadrons	2	2	2	2
ALASKAN AIR COMMAND (Includes Alaska)				
<u>COMBAT FORCES WGS/SQS - TOTAL</u>	<u>1/1</u>	<u>1/1</u>	<u>1/1</u>	<u>1/1</u>
<u>Air Defense - Total</u>	<u>1/1</u>	<u>1/1</u>	<u>1/1</u>	<u>1/1</u>
Fighter Interceptor	1/1	1/1	1/1	1/1
<u>COMBAT FLYING SUPPORT FORCES</u>				
<u>Air Defense</u>				
Defense Systems Evaluation Squadron	1	1	1	1
HEADQUARTERS COMMAND				
<u>OPERATIONAL FLYING SUPPORT FORCES</u>				
NEACP Squadron b/	1	1	1	1
MILITARY AIR TRANSPORT SERVICE				
<u>COMBAT FORCES WGS/SQS - TOTAL</u>	<u>3/10</u>	<u>3/10</u>	<u>3/9</u>	<u>3/9</u>
<u>Tactical - Total</u>	<u>3/10</u>	<u>3/10</u>	<u>3/9</u>	<u>3/9</u>
Troop Carrier, Heavy	3/10	3/10	3/9	3/9

TABLE 4 - USAF COMBAT FORCES, COMBAT FLYING SUPPORT FORCES, AND OPERATIONAL FLYING SUPPORT FORCES BY KIND OF UNIT, BY COMMAND OF ASSIGNMENT, WORLD-WIDE, AT END OF QUARTER - FY 1963 (CONTINUED)

KIND OF UNIT	SEP 1962	DEC 1962	MAR 1963	JUN 1963
MILITARY AIR TRANSPORT SERVICE (Continued)				
<u>OPERATIONAL FLYING SUPPORT FORCES</u>				
Air Transport Squadrons c/	25	25	26	26
Air Rescue Squadrons	11	11	11	11
Mapping and Charting Squadrons	2	2	2	2
Aeromedical Transport Squadrons, Light	3	3	3	3
Weather Reconnaissance Squadrons	5	5	5	7
PACIFIC AIR FORCES (Includes Hawaii)				
<u>COMBAT FORCES WGS/SQS - TOTAL</u>	<u>7/25</u>	<u>7/25</u>	<u>7/25</u>	<u>7/25</u>
Air Defense - Total	2/5	2/5	2/5	2/5
Fighter Interceptor	2/5	2/5	2/5	2/5
<u>Tactical - Total</u>	<u>5/20</u>	<u>5/20</u>	<u>5/20</u>	<u>5/20</u>
Tactical Bomb	1/3	1/3	1/3	1/3
Tactical Fighter	3/9	3/9	3/9	3/9
Tactical Reconnaissance	/2	/2	/2	/2
Troop Carrier, Medium	1/4	1/4	1/4	1/4
Tactical Missile	/2	/2	/2	/2
<u>COMBAT FLYING SUPPORT FORCES</u>				
Tactical				
Air Refueling Squadron	1	1	1	1
STRATEGIC AIR COMMAND				
<u>COMBAT FORCES WGS/SQS - TOTAL</u>	<u>36/136</u>	<u>37/138</u>	<u>36/133</u>	<u>33/125</u>
Strategic - Total	36/136	37/138	36/133	33/125
Bombardment, Heavy	14/42	14/42	14/42	14/42
Bombardment, Medium	18/54	18/54	16/48	13/39
Electronic Countermeasure	2/6	2/6	2/6	2/6
Strategic Reconnaissance, Medium	1/3	1/3	1/3	1/2
Strategic Missile a/	1/31	2/33	3/34	3/36
<u>COMBAT FLYING SUPPORT FORCES</u>				
Strategic				
Air Refueling Squadrons	58	57	55	53
PACCS Squadron d/	1	1	1	1
Support Squadrons	4	4	4	4
Missile Augmentations				
GAM-72 (B-52 Squadrons)	14	14	14	14
GAM-77 (B-52 Squadrons)	23	28	29	29
TACTICAL AIR COMMAND				
<u>COMBAT FORCES WGS/SQS - TOTAL</u>	<u>15/54</u>	<u>16/58</u>	<u>17/59</u>	<u>16/60</u>
Tactical - Total	15/54	16/58	17/59	16/60
Tactical Fighter	10/37	11/41	11/41	10/41
Tactical Reconnaissance	1/4	1/4	1/4	1/4
Troop Carrier, Medium	2/7	2/7	3/8	3/8
Troop Carrier, Assault	2/6	2/6	2/6	2/7

TABLE 4 - USAF COMBAT FORCES, COMBAT FLYING SUPPORT FORCES, AND OPERATIONAL FLYING SUPPORT FORCES BY KIND OF UNIT, BY COMMAND OF ASSIGNMENT, WORLD-WIDE, AT END OF QUARTER - FY 1963 (CONTINUED)

KIND OF UNIT	SEP 1962	DEC 1962	MAR 1963	JUN 1963
TACTICAL AIR COMMAND (Continued)				
<u>COMBAT FLYING SUPPORT FORCES</u>				
<u>Tactical</u>				
Air Refueling Squadrons	4	4	4	3
Counterinsurgency				
Fighter Squadrons Commando	1	1	1	2
Troop Carrier Squadron Commando	1	1	1	1
U S AIR FORCES IN EUROPE				
<u>COMBAT FORCES WGS/SQS - TOTAL</u>				
	<u>13/45</u>	<u>13/45</u>	<u>13/45</u>	<u>13/45</u>
<u>Air Defense - Total</u>				
Fighter Interceptor	<u>2/6</u>	<u>2/6</u>	<u>2/6</u>	<u>2/6</u>
<u>Tactical - Total</u>				
Tactical Fighter	<u>11/39</u>	<u>11/39</u>	<u>11/39</u>	<u>11/39</u>
Tactical Reconnaissance	<u>7/22</u>	<u>7/22</u>	<u>7/22</u>	<u>7/22</u>
Tactical Reconnaissance	2/8	2/8	2/8	2/8
Troop Carrier, Medium	1/3	1/3	1/3	1/3
Tactical Missile	1/6	1/6	1/6	1/6
<u>COMBAT FLYING SUPPORT FORCES</u>				
<u>Tactical</u>				
Air Refueling Squadron	1	1	1	1

a/ Missile units for allies not included.

b/ NEACP Squadron: National Emergency Airborne Command Post Squadron

c/ Includes three Air Transport squadrons with Navy personnel.

d/ PACCS Squadron: Post-Attack Command Control System Squadron.

SOURCE: Data Applications Division, Data Services Center, Comptroller of the Air Force

DOWNGRADED AT 12 YEAR INTERVALS;
NOT AUTOMATICALLY DECLASSIFIED
DOB DIR. 5200.10

TABLE 5 - USAF COMBAT FORCES AND SELECTED FLYING SUPPORT FORCES ORGANIZED AND EQUIPPED, AIRCRAFT AUTHORIZED, POSSESSED, AND READY, AND CREWS AUTHORIZED, FORMED, AND READY, BY WEAPONS SYSTEM, AT END OF QUARTER - FY 1963

WEAPONS SYSTEM	WINGS/SQUADRONS		AIRCRAFT			CREWS		
	Organized	Equipped	Authorized	Possessed	Ready	Authorized	Formed	Ready
30 SEPTEMBER 1962								
<u>COMBAT FORCES WINGS/SQUADRONS - TOTAL</u>	<u>84/274</u>	<u>82/265</u>	<u>4,918</u>	<u>4,547</u>	<u>3,560</u>	<u>6,836</u>	<u>6,854</u>	<u>6,029</u>
<u>Strategic - Total</u>	<u>35/105</u>	<u>35/105</u>	<u>1,565</u>	<u>1,575</u>	<u>1,315</u>	<u>2,720</u>	<u>2,615</u>	<u>2,548</u>
<u>Strategic Bombers - Total</u>	<u>34/102</u>	<u>34/102</u>	<u>1,520</u>	<u>1,524</u>	<u>1,283</u>	<u>2,648</u>	<u>2,565</u>	<u>2,499</u>
B-47	16/48	16/48	720	789	664	1,296	1,266	1,240
EB-47	2/6	2/6	90	88	78	162	163	159
B-52	14/42	14/42	630	570	511	1,062	1,045	1,029
B-58	2/6	2/6	80	77	30	128	91	71
<u>Strategic Reconnaissance, Medium - Total</u>	<u>1/3</u>	<u>1/3</u>	<u>45</u>	<u>51</u>	<u>32</u>	<u>72</u>	<u>50</u>	<u>49</u>
EB/RB-47	1/3	1/3	45	51	32	72	50	49
<u>Air Defense - Total</u>	<u>16/54</u>	<u>16/54</u>	<u>1,168</u>	<u>1,057</u>	<u>821</u>	<u>1,439</u>	<u>1,488</u>	<u>1,377</u>
<u>Fighter Interceptor - Total</u>	<u>16/54</u>	<u>16/54</u>	<u>1,168</u>	<u>1,057</u>	<u>821</u>	<u>1,439</u>	<u>1,488</u>	<u>1,377</u>
F-101B/F	5/17	5/17	312	284	214	381	380	370
F/TF-102A	7/23	7/23	592	528	424	736	772	696
F-106A/B	4/14	4/14	264	245	183	322	336	311
<u>Tactical - Total</u>	<u>33/115</u>	<u>31/106</u>	<u>2,185</u>	<u>1,915</u>	<u>1,424</u>	<u>2,677</u>	<u>2,751</u>	<u>2,104</u>
<u>Tactical Bomber - Total</u>	<u>1/3</u>	<u>1/3</u>	<u>48</u>	<u>48</u>	<u>41</u>	<u>60</u>	<u>66</u>	<u>61</u>
B-57	1/3	1/3	48	48	41	60	66	61
<u>Tactical Fighter - Total</u>	<u>20/68</u>	<u>18/60</u>	<u>1,446</u>	<u>1,227</u>	<u>886</u>	<u>1,784</u>	<u>1,900</u>	<u>1,371</u>
F-84F	3/10	3/10	222	176	124	274	266	48
F-100C/D/F	10/35	10/35	735	760	574	905	1,170	1,008
F-101A/C	1/3	1/3	66	63	47	84	85	80
F-104C/D	1/3	1/3	54	52	29	66	77	62
F-105B/D	5/17	3/9	369	176	112	455	302	173
<u>Tactical Reconnaissance - Total</u>	<u>3/14</u>	<u>3/14</u>	<u>239</u>	<u>230</u>	<u>172</u>	<u>296</u>	<u>312</u>	<u>274</u>
B/RB/WB-66	2/8	2/8	111	111	84	136	128	111
RF-101A/C	1/6	1/6	128	119	88	160	184	163
<u>Troop Carrier - Total</u>	<u>9/30</u>	<u>9/29</u>	<u>452</u>	<u>410</u>	<u>325</u>	<u>537</u>	<u>473</u>	<u>398</u>
C-124 Heavy	3/10	3/10	132	126	105	165	137	124
C-130 Medium	4/14	4/14	224	200	160	272	253	201
C-123 Assault	2/5	2/4	80	70	48	80	66	63
C-130 Assault	/1	/1	16	14	12	20	17	10
<u>COMBAT FLYING SUPPORT FORCES</u>								
<u>Air Refueling Squadrons - Total</u>	<u>64</u>	<u>62</u>	<u>1,135</u>	<u>1,127</u>	<u>1,003</u>	<u>1,980</u>	<u>1,788</u>	<u>1,742</u>
<u>Strategic - Total</u>	<u>58</u>	<u>56</u>	<u>1,015</u>	<u>1,020</u>	<u>915</u>	<u>1,815</u>	<u>1,640</u>	<u>1,615</u>
KC-97	26	25	520	541	471	936	838	829
KC-135	32	31	495	479	444	879	802	786
<u>Tactical - Total</u>	<u>6</u>	<u>6</u>	<u>120</u>	<u>107</u>	<u>88</u>	<u>165</u>	<u>148</u>	<u>127</u>
KB-50	6	6	120	107	88	165	148	127
<u>OPERATIONAL FLYING SUPPORT FORCES</u>								
<u>Air Transport Squadrons - Total a/</u>	<u>25</u>	<u>25</u>	<u>399</u>	<u>406</u>	<u>296</u>	<u>825</u>	<u>752</u>	<u>621</u>
C-118	6	6	95	94	70	191	177	160
C-121	3	3	52	52	37	95	81	77
C-124	10	10	160	173	123	335	294	249
C-130	-	-	6	6	3	17	38	-
C-133	3	3	44	38	28	96	77	65
C-135	3	3	42	43	35	91	85	70

Downgraded at 12-Year Intervals:
Not Automatically Declassified
DOD Dir 5200.10

TABLE 5 - USAF COMBAT FORCES AND SELECTED FLYING SUPPORT FORCES ORGANIZED AND EQUIPPED, AIRCRAFT AUTHORIZED, POSSESSED, AND READY, AND CREWS AUTHORIZED, FORMED, AND READY, BY WEAPONS SYSTEM, AT END OF QUARTER - FY 1963 (CONTINUED)

WEAPONS SYSTEM	WINGS/SQUADRONS		AIRCRAFT			CREWS		
	Organized	Equipped	Authorized	Possessed	Ready	Authorized	Formed	Ready
31 DECEMBER 1962								
<u>COMBAT FORCES WINGS/SQUADRONS - TOTAL</u>	85/278	83/270	4,986	4,745	3,896	6,922	6,938	6,126
<u>Strategic - Total</u>	35/105	35/104	1,565	1,627	1,499	2,720	2,535	2,497
<u>Strategic Bombers - Total</u>	34/102	34/101	1,520	1,581	1,467	2,648	2,489	2,451
B-47	16/48	16/48	720	786	740	1,296	1,179	1,165
EB-47	2/6	2/6	90	90	77	162	159	156
B-52	14/42	14/41	630	631	595	1,062	1,053	1,042
B-58	2/6	2/6	80	74	55	128	98	88
<u>Strategic Reconnaissance, Medium - Total</u>	1/3	1/3	45	46	32	72	46	46
EB/RB-47	1/3	1/3	45	46	32	72	46	46
<u>Air Defense - Total</u>	16/54	16/54	1,168	1,051	846	1,439	1,516	1,421
<u>Fighter Interceptor - Total</u>	16/54	16/54	1,168	1,051	846	1,439	1,516	1,421
F-101B/F	5/17	5/17	312	285	242	381	373	360
F/TF-102A	7/23	7/23	592	525	423	736	805	734
F-106A/B	4/14	4/14	264	241	181	322	338	327
<u>Tactical - Total</u>	34/119	32/112	2,253	2,067	1,551	2,763	2,887	2,208
<u>Tactical Bomber - Total</u>	1/3	1/3	48	51	46	60	66	57
B-57	1/3	1/3	48	51	46	60	66	57
<u>Tactical Fighter - Total</u>	21/72	19/65	1,518	1,371	992	1,872	1,991	1,457
F-84F	3/10	3/10	222	208	139	274	323	112
F-100C/D/F	11/39	10/36	807	759	601	993	1,169	1,011
F-101A/C	1/3	1/3	66	63	49	84	85	82
F-104C/D	1/3	1/3	54	48	32	66	77	64
F-105B/D	5/17	4/13	369	293	171	455	337	188
<u>Tactical Reconnaissance - Total</u>	3/14	3/14	239	232	186	296	315	282
B/RB/WB-66	1/6	1/6	111	110	101	136	132	118
RF-101A/C	2/8	2/8	128	122	85	160	183	164
<u>Troop Carrier - Total</u>	9/30	9/30	448	413	327	535	515	412
C-124 Heavy	3/10	3/10	132	124	100	165	158	117
C-130 Medium	4/14	4/14	224	204	164	272	261	214
C-123 Assault	2/5	2/5	80	72	54	80	85	74
C-130 Assault	1/1	1/1	12	13	9	18	11	7
<u>COMBAT FLYING SUPPORT FORCES</u>								
<u>Air Refueling Squadrons - Total</u>	63	61	1,115	1,126	1,042	1,944	1,770	1,732
<u>Strategic - Total</u>	57	55	995	1,021	946	1,779	1,615	1,592
KC-97	24	23	480	502	460	864	770	766
KC-135	33	32	515	519	486	915	845	826
<u>Tactical - Total</u>	6	6	120	105	96	165	155	140
KB-50	6	6	120	105	96	165	155	140
<u>OPERATIONAL FLYING SUPPORT FORCES</u>								
<u>Air Transport Squadrons - Total a/</u>	25	25	401	407	320	830	790	683
C-118	6	6	95	96	74	191	197	169
C-121	1	1	39	36	28	71	69	63
C-124	10	10	160	168	134	335	303	259
C-130	2	2	21	24	17	46	46	39
C-133	3	3	44	41	33	96	90	73
C-135	3	3	42	42	34	91	85	80

TABLE 5 - USAF COMBAT FORCES AND SELECTED FLYING SUPPORT FORCES ORGANIZED AND EQUIPPED, AIRCRAFT AUTHORIZED, POSSESSED AND READY, AND CREWS AUTHORIZED, FORMED, AND READY, BY WEAPONS SYSTEM, AT END OF QUARTER - FY 1963 (CONTINUED)

WEAPONS SYSTEM	WINGS/SQUADRONS		AIRCRAFT			CREWS		
	Orga- nized	Equipped	Auth- orized	Poss- essed	Ready	Auth- orized	Formed	Ready
31 MARCH 1963								
<u>COMBAT FORCES WINGS/SQUADRONS - TOTAL</u>	<u>84/272</u>	<u>78/252</u>	<u>4,904</u>	<u>4,504</u>	<u>3,537</u>	<u>6,782</u>	<u>6,528</u>	<u>5,796</u>
<u>Strategic - Total</u>	<u>33/99</u>	<u>30/90</u>	<u>1,475</u>	<u>1,408</u>	<u>1,267</u>	<u>2,558</u>	<u>2,239</u>	<u>2,199</u>
<u>Strategic Bombers - Total</u>	<u>32/96</u>	<u>29/87</u>	<u>1,430</u>	<u>1,366</u>	<u>1,234</u>	<u>2,486</u>	<u>2,192</u>	<u>2,153</u>
B-47	14/42	11/33	630	599	534	1,134	867	854
EB-47	2/6	2/6	90	87	81	162	162	159
B-52	14/42	14/42	630	613	576	1,062	1,051	1,035
B-58	2/6	2/6	80	67	43	128	112	105
<u>Strategic Reconnaissance, Medium - Total</u>	<u>1/3</u>	<u>1/3</u>	<u>45</u>	<u>42</u>	<u>33</u>	<u>72</u>	<u>47</u>	<u>46</u>
EB/RB-47	1/3	1/3	45	42	33	72	47	46
<u>Air Defense - Total</u>	<u>16/54</u>	<u>15/51</u>	<u>1,156</u>	<u>1,014</u>	<u>836</u>	<u>1,436</u>	<u>1,480</u>	<u>1,411</u>
<u>Fighter Interceptor - Total</u>	<u>16/54</u>	<u>15/51</u>	<u>1,156</u>	<u>1,014</u>	<u>836</u>	<u>1,436</u>	<u>1,480</u>	<u>1,411</u>
F-101B/F	5/17	4/15	312	270	222	381	374	362
F/TF-102A	7/23	7/22	380	476	404	730	770	736
F-104A/B	/1	/1	24	18	12	29	16	6
F-106A/B	4/13	4/13	240	250	198	296	320	307
<u>Tactical - Total</u>	<u>35/119</u>	<u>33/111</u>	<u>2,273</u>	<u>2,082</u>	<u>1,434</u>	<u>2,788</u>	<u>2,809</u>	<u>2,186</u>
<u>Tactical Bomber - Total</u>	<u>1/3</u>	<u>1/3</u>	<u>48</u>	<u>52</u>	<u>49</u>	<u>60</u>	<u>73</u>	<u>62</u>
B-57	1/3	1/3	48	52	49	60	73	62
<u>Tactical Fighter - Total</u>	<u>21/72</u>	<u>19/65</u>	<u>1,518</u>	<u>1,367</u>	<u>893</u>	<u>1,872</u>	<u>1,946</u>	<u>1,411</u>
F-84F	3/10	3/10	222	222	15	274	297	176
F-100C/D/F	11/39	10/36	807	715	563	993	1,054	878
F-101A/C	1/3	1/3	66	63	51	84	87	82
F-104C/D	1/3	1/3	54	49	35	66	71	61
F-105B/D	5/17	4/13	369	318	229	455	437	214
<u>Tactical Reconnaissance - Total</u>	<u>3/14</u>	<u>3/14</u>	<u>239</u>	<u>214</u>	<u>142</u>	<u>296</u>	<u>302</u>	<u>272</u>
B/RB/WB-66	1/6	1/6	111	98	78	136	119	110
RF-101A/C	2/8	2/8	128	116	64	160	183	162
<u>Troop Carrier - Total</u>	<u>10/30</u>	<u>10/29</u>	<u>468</u>	<u>449</u>	<u>350</u>	<u>560</u>	<u>488</u>	<u>441</u>
C-124 Heavy	3/9	3/9	136	131	101	166	156	141
C-130 Medium	5/15	5/14	240	209	163	296	248	220
C-123 Assault	2/5	2/5	80	70	54	80	52	52
C-130 Assault	/1	/1	12	39	32	18	32	28
<u>COMBAT FLYING SUPPORT FORCES</u>								
<u>Air Refueling Squadrons - Total</u>	<u>61</u>	<u>56</u>	<u>1,075</u>	<u>1,031</u>	<u>969</u>	<u>1,872</u>	<u>1,649</u>	<u>1,609</u>
<u>Strategic - Total</u>	<u>55</u>	<u>51</u>	<u>955</u>	<u>927</u>	<u>884</u>	<u>1,707</u>	<u>1,519</u>	<u>1,489</u>
KC-97	21	18	420	393	371	756	618	609
KC-135	34	33	535	534	513	951	901	880
<u>Tactical - Total</u>	<u>6</u>	<u>5</u>	<u>120</u>	<u>104</u>	<u>85</u>	<u>165</u>	<u>130</u>	<u>120</u>
KB-50	6	5	120	104	85	165	130	120
<u>OPERATIONAL FLYING SUPPORT FORCES</u>								
<u>Air Transport Squadrons - Total a/</u>	<u>26</u>	<u>25</u>	<u>404</u>	<u>408</u>	<u>322</u>	<u>852</u>	<u>825</u>	<u>703</u>
C-118	6	6	95	92	75	191	200	160
C-121	1	1	32	31	25	54	62	57
C-124	10	10	160	171	134	350	325	268
C-130	3	2	31	30	24	70	45	45
C-133	3	3	44	40	33	96	94	82
C-135	3	3	42	44	31	91	99	91

DOWNGRADED AT 12 YEAR INTERVALS;
NOT AUTOMATICALLY DECLASSIFIED
DOD DIR. 5200.10

TABLE 5 - USAF COMBAT FORCES AND SELECTED FLYING SUPPORT FORCES ORGANIZED AND EQUIPPED, AIRCRAFT AUTHORIZED, POSSESSED AND READY, AND CREWS AUTHORIZED, FORMED, AND READY, BY WEAPONS SYSTEM, AT END OF QUARTER - FY 1963 (CONTINUED)

WEAPONS SYSTEM	WINGS/SQUADRONS		AIRCRAFT			CREWS		
	Orga- nized	Equipped	Auth- orized	Poss- essed	Ready	Auth- orized	Formed	Ready
30 JUNE 1963								
<u>COMBAT FORCES WINGS/SQUADRONS - TOTAL</u>	<u>80/263</u>	<u>76/252</u>	<u>4,738</u>	<u>4,530</u>	<u>3,708</u>	<u>6,503</u>	<u>6,453</u>	<u>5,819</u>
<u>Strategic - Total</u>	<u>30/89</u>	<u>30/89</u>	<u>1,325</u>	<u>1,410</u>	<u>1,298</u>	<u>2,297</u>	<u>2,231</u>	<u>2,195</u>
<u>Strategic Bombers - Total</u>	<u>29/87</u>	<u>29/87</u>	<u>1,295</u>	<u>1,372</u>	<u>1,265</u>	<u>2,243</u>	<u>2,186</u>	<u>2,151</u>
B-47	11/33	11/33	495	595	550	891	851	835
EB-47	2/6	2/6	90	94	84	162	161	158
B-52	14/42	14/42	630	613	584	1,062	1,048	1,039
B-58	2/6	2/6	80	70	47	128	126	119
<u>Strategic Reconnaissance, Medium - Total</u>	<u>1/2</u>	<u>1/2</u>	<u>30</u>	<u>38</u>	<u>33</u>	<u>54</u>	<u>45</u>	<u>44</u>
EB/RB-47	1/2	1/2	30	38	33	54	45	44
<u>Air Defense - Total</u>	<u>16/54</u>	<u>14/48</u>	<u>1,124</u>	<u>991</u>	<u>767</u>	<u>1,382</u>	<u>1,384</u>	<u>1,300</u>
<u>Fighter Interceptor - Total</u>	<u>16/54</u>	<u>14/48</u>	<u>1,124</u>	<u>991</u>	<u>767</u>	<u>1,382</u>	<u>1,384</u>	<u>1,300</u>
F-101B/F	5/17	4/15	312	261	216	381	340	315
F/TF-102A	7/22	6/20	530	456	367	657	691	660
F-104A/B	/2	/2	42	47	22	51	53	38
F-106A/B	4/13	4/11	240	227	162	293	300	287
<u>Tactical - Total</u>	<u>34/120</u>	<u>32/115</u>	<u>2,289</u>	<u>2,129</u>	<u>1,643</u>	<u>2,824</u>	<u>2,838</u>	<u>2,324</u>
<u>Tactical Bomber - Total</u>	<u>1/3</u>	<u>1/3</u>	<u>48</u>	<u>52</u>	<u>45</u>	<u>60</u>	<u>77</u>	<u>57</u>
B-57	1/3	1/3	48	52	45	60	77	57
<u>Tactical Fighter - Total</u>	<u>20/72</u>	<u>18/67</u>	<u>1,518</u>	<u>1,401</u>	<u>1,102</u>	<u>1,872</u>	<u>1,972</u>	<u>1,555</u>
F-84F	3/10	3/10	222	226	160	274	318	245
F-100C/D/F	10/38	9/35	782	715	591	962	1,032	872
F-101A/C	1/3	1/3	66	63	48	84	90	83
F-104C/D	1/3	1/3	54	50	33	66	74	70
F-105B/D	5/18	4/16	394	347	270	486	458	285
<u>Tactical Reconnaissance - Total</u>	<u>3/14</u>	<u>3/14</u>	<u>239</u>	<u>218</u>	<u>142</u>	<u>296</u>	<u>305</u>	<u>284</u>
B/RB/WB-66	1/6	1/6	111	115	53	136	128	117
RF-101A/C	2/8	2/8	128	103	89	160	177	167
<u>Troop Carrier - Total</u>	<u>10/31</u>	<u>10/31</u>	<u>484</u>	<u>458</u>	<u>354</u>	<u>596</u>	<u>484</u>	<u>428</u>
C-124 Heavy	3/9	3/9	136	135	104	170	128	115
C-130 Medium	5/15	5/15	240	206	161	296	255	227
C-123 Assault	2/5	2/5	80	79	58	92	64	63
C-130 Assault	/2	/2	28	38	31	38	37	23
<u>COMBAT FLYING SUPPORT FORCES</u>								
<u>Air Refueling Squadrons - Total</u>	<u>58</u>	<u>57</u>	<u>995</u>	<u>1,020</u>	<u>981</u>	<u>1,734</u>	<u>1,596</u>	<u>1,563</u>
<u>Strategic - Total</u>	<u>53</u>	<u>52</u>	<u>895</u>	<u>921</u>	<u>896</u>	<u>1,599</u>	<u>1,477</u>	<u>1,453</u>
KC-97	17	17	340	369	360	612	540	536
KC-135	36	35	555	552	536	987	937	917
<u>Tactical - Total</u>	<u>5</u>	<u>5</u>	<u>100</u>	<u>99</u>	<u>85</u>	<u>135</u>	<u>119</u>	<u>110</u>
KB-50	5	5	100	99	85	135	119	110
<u>OPERATIONAL FLYING SUPPORT FORCES</u>								
<u>Air Transport Squadrons - Total a/</u>	<u>26</u>	<u>26</u>	<u>419</u>	<u>423</u>	<u>338</u>	<u>884</u>	<u>772</u>	<u>621</u>
C-118	6	6	95	94	72	192	197	155
C-121	1	1	32	31	28	54	64	56
C-124	10	10	160	173	140	350	272	226
C-130	3	3	44	42	35	96	78	60
C-133	3	3	40	41	33	87	92	77
C-135	3	3	48	42	30	105	69	47

a/ Air Transport squadrons with Navy personnel included: 2 squadrons with C-118 and 1 squadron with C-121 aircraft.

SOURCE: Data Applications Division, Data Services Center, Comptroller of the Air Force

Downgraded at 12-Year Intervals:
Not Automatically Declassified
ODD DIR 5200.10

TABLE 6 - USAF COMBAT MISSILE FORCES ORGANIZED AND EQUIPPED, MISSILES AUTHORIZED, ON ALERT, AND WITH EMERGENCY COMBAT CAPABILITY AND OPERATIONAL LAUNCHERS AUTHORIZED, BY WEAPONS SYSTEM, AT END OF QUARTER - FY 1963

WEAPONS SYSTEM	WINGS AND SQUADRONS		MISSILES				AUTHORIZED OPERATIONAL LAUNCHERS
	Organized	Equipped	Authorized	Combat Capability			
				Total	On Primary Alert	Emergency Combat Capability	
30 SEPTEMBER 1962							
<u>USAF - TOTAL</u>	<u>4/47</u>	<u>4/32</u>	<u>1,104</u>	<u>556</u>	<u>466</u>	<u>90</u>	<u>1,019</u>
<u>Strategic - Total</u>	<u>1/31</u>	<u>1/18</u>	<u>559</u>	<u>160</u>	<u>111</u>	<u>49</u>	<u>540</u>
SM-80A	/3	-	150	-	-	-	150
SM-80B	/3	-	150	-	-	-	150
SM-68A	/6	/6	59	53	37	16	54
SM-68B	/6	-	57	-	-	-	54
SM-65D	/4	/4	35	30	19	11	32
SM-65E	/3	/3	30	27	20	7	27
SM-65F	/6	/5	78	50	35	15	73
<u>Air Defense - Total</u>	<u>2/8</u>	<u>2/8</u>	<u>403</u>	<u>333</u>	<u>295</u>	<u>38</u>	<u>383</u>
IM-99A	/4	/4	209	194	168	26	195
IM-99B	/3	/3	194	139	127	12	188
IM-99A/B	/1	/1	a/	a/	a/	a/	a/
<u>Tactical - Total</u>	<u>1/8</u>	<u>1/6</u>	<u>142</u>	<u>63</u>	<u>60</u>	<u>3</u>	<u>96</u>
TM-76A	/5	/5	88	51	48	3	48
TM-76B	/3	/1	54	12	12	-	48
31 DECEMBER 1962							
<u>USAF - TOTAL</u>	<u>5/49</u>	<u>5/35</u>	<u>1,204</u>	<u>658</u>	<u>569</u>	<u>89</u>	<u>1,119</u>
<u>Strategic - Total</u>	<u>2/33</u>	<u>2/20</u>	<u>659</u>	<u>206</u>	<u>143</u>	<u>63</u>	<u>640</u>
SM-80A	/3	/1	150	20	-	20	150
SM-80B	/5	-	250	-	-	-	250
SM-68A	/6	/6	59	53	44	9	54
SM-68B	/6	-	57	-	-	-	54
SM-65D	/4	/4	35	34	21	13	32
SM-65E	/3	/3	30	27	21	6	27
SM-65F	/6	/6	78	72	57	15	73
<u>Air Defense - Total</u>	<u>2/8</u>	<u>2/8</u>	<u>403</u>	<u>368</u>	<u>349</u>	<u>19</u>	<u>383</u>
IM-99A	/2	/2	209	189	179	10	195
IM-99B	/3	/3	194	179	170	9	188
IM-99A/B	/3	/3	a/	a/	a/	a/	a/
<u>Tactical - Total</u>	<u>1/8</u>	<u>1/7</u>	<u>142</u>	<u>84</u>	<u>77</u>	<u>7</u>	<u>96</u>
TM-76A	/5	/5	88	54	48	6	48
TM-76B	/3	/2	54	30	29	1	48
31 MARCH 1963							
<u>USAF - TOTAL</u>	<u>6/50</u>	<u>6/38</u>	<u>1,254</u>	<u>722</u>	<u>540</u>	<u>182</u>	<u>1,170</u>
<u>Strategic - Total</u>	<u>3/34</u>	<u>3/23</u>	<u>709</u>	<u>257</u>	<u>120</u>	<u>137</u>	<u>691</u>
SM-80A	/3	/2	150	70	41	29	150
SM-80B	/6	-	300	-	-	-	300
SM-68A	/6	/6	59	54	17	37	54
SM-68B	/6	/2	57	2	-	2	54
SM-65D	/4	/4	35	32	9	23	34
SM-65E	/3	/3	30	27	15	12	27
SM-65F	/6	/6	78	72	38	34	72

Downgraded at 12-Year Intervals:
Not Automatically Declassified
DOD Dir 5200.10

TABLE 6 - USAF COMBAT MISSILE FORCES ORGANIZED AND EQUIPPED, MISSILES AUTHORIZED, ON ALERT, AND WITH EMERGENCY COMBAT CAPABILITY AND OPERATIONAL LAUNCHERS AUTHORIZED BY WEAPONS SYSTEM, AT END OF QUARTER - FY 1963 (CONTINUED)

WEAPONS SYSTEM	WINGS AND SQUADRONS		MISSILES				AUTHORIZED OPERATIONAL LAUNCHERS
	Organized	Equipped	Authorized	Combat Capability			
				Total	On Primary Alert	Emergency Combat Capability	
31 MARCH 1963 (Continued)							
<u>Air Defense - Total</u>	<u>2/8</u>	<u>2/8</u>	<u>403</u>	<u>379</u>	<u>341</u>	<u>38</u>	<u>383</u>
IM-99A	7/2	7/2	209	195	176	19	195
IM-99B	7/3	7/3	194	184	165	19	188
IM-99A/B	7/3	7/3	a/	a/	a/	a/	a/
<u>Tactical - Total</u>	<u>1/8</u>	<u>1/7</u>	<u>142</u>	<u>86</u>	<u>79</u>	<u>7</u>	<u>96</u>
IM-76A	7/5	7/5	88	54	48	6	48
IM-76B	7/3	7/2	54	32	31	1	48
30 JUNE 1963							
<u>USAF - TOTAL</u>	<u>6/52</u>	<u>6/41</u>	<u>1,354</u>	<u>791</u>	<u>606</u>	<u>185</u>	<u>1,270</u>
<u>Strategic - Total</u>	<u>3/36</u>	<u>3/26</u>	<u>809</u>	<u>339</u>	<u>193</u>	<u>146</u>	<u>791</u>
SM-80A	7/3	7/3	150	128	77	51	150
SM-80B	7/8	7/1	400	10	-	10	400
SM-68A	7/6	7/6	59	54	38	16	54
SM-68B	7/6	7/3	57	14	10	4	54
SM-65D	7/4	7/4	35	34	18	16	34
SM-65E	7/3	7/3	30	27	15	12	27
SM-65F	7/6	7/6	78	72	35	37	72
<u>Air Defense - Total</u>	<u>2/8</u>	<u>2/8</u>	<u>403</u>	<u>368</u>	<u>340</u>	<u>28</u>	<u>383</u>
IM-99A	7/2	7/2	209	194	174	20	195
IM-99B	7/3	7/3	194	174	166	8	188
IM-99A/B	7/3	7/3	a/	a/	a/	a/	a/
<u>Tactical - Total</u>	<u>1/8</u>	<u>1/7</u>	<u>142</u>	<u>84</u>	<u>73</u>	<u>11</u>	<u>96</u>
IM-76A	7/5	7/5	88	52	46	6	48
IM-76B	7/3	7/2	54	32	27	5	48

a/ Included in figures above.

SOURCE: Data Applications Division, Data Services Center, Comptroller of the Air Force

Downgraded at 12-Year Intervals:
Not Automatically Declassified
DOD Dir 5200.10

TABLE 7 - RELATIVE OPERATIONAL CAPABILITIES OF USAF COMBAT WINGS AND SQUADRONS BY KIND OF UNIT, SEMIANNUALLY - FY 1963

KIND OF UNIT	31 DECEMBER 1962					30 JUNE 1963				
	TOTAL	C-1	C-2	C-3	C-4	TOTAL	C-1	C-2	C-3	C-4
<u>COMBAT WGS/SQS - TOTAL</u>	<u>90/327</u>	<u>223</u>	<u>39</u>	<u>32</u>	<u>33</u>	<u>86/315</u>	<u>192</u>	<u>44</u>	<u>44</u>	<u>35</u>
<u>Strategic Forces - Total</u>	<u>37/138</u>	<u>94</u>	<u>13</u>	<u>16</u>	<u>15</u>	<u>33/125</u>	<u>80</u>	<u>7</u>	<u>22</u>	<u>16</u>
Bombardment, Heavy	14/42	42	-	-	-	14/42	42	-	-	-
Bombardment, Medium	18/54	42	12	-	-	13/39	30	3	6	-
Electronic Countermeasure	2/6	6	-	-	-	2/6	6	-	-	-
Strategic Reconnaissance, Medium	1/3	3	-	-	-	1/2	2	-	-	-
Strategic Missile	2/33	1	1	16	15	3/36	-	4	16	16
<u>Air Defense Forces - Total</u>	<u>18/62</u>	<u>42</u>	<u>18</u>	<u>2</u>	<u>-</u>	<u>18/62</u>	<u>44</u>	<u>5</u>	<u>7</u>	<u>6</u>
Fighter Interceptor	16/54	34	18	2	-	16/54	36	5	7	6
Interceptor Missile	2/8	8	-	-	-	2/8	8	-	-	-
<u>Tactical Forces - Total</u>	<u>35/127</u>	<u>87</u>	<u>8</u>	<u>14</u>	<u>18</u>	<u>35/128</u>	<u>68</u>	<u>32</u>	<u>15</u>	<u>13</u>
Tactical Bomb	1/3	3	-	-	-	1/3	3	-	-	-
Tactical Fighter	21/72	45	7	3	17	20/72	43	12	9	8
Tactical Reconnaissance	3/14	9	-	5	-	3/14	4	8	-	2
Troop Carrier, Heavy	3/10	10	-	-	-	3/9	1	6	2	-
Troop Carrier, Medium	4/14	12	-	2	-	5/15	8	3	2	2
Troop Carrier, Assault	2/6	1	1	4	-	2/7	3	2	2	-
Tactical Missile	1/8	7	-	-	1	1/8	6	1	-	1

MISSILE UNITS

C-1 - FULLY OPERATIONALLY READY. A high degree of relative effectiveness. The unit is adequately manned, equipped, and trained to perform its primary mission capably. At least 80 per cent of the unit's authorized operational launchers are on primary alert status.

C-2 - OPERATIONALLY READY. A lesser degree of capability than C-1. Minor deficiencies exist in personnel, facilities, equipment, training, etc. At least 65 per cent of the unit's authorized operational launchers are on primary alert status.

C-3 - MARGINALLY OPERATIONALLY READY. A lesser degree of capability than C-2. Major deficiencies exist in personnel, facilities, equipment, training, etc. At least 35 per cent of the unit's authorized operational launchers are on primary alert status.

C-4 - NOT OPERATIONALLY READY. A very low degree of effectiveness. Unit cannot perform its operational mission. Extreme deficiencies exist in personnel, facilities, equipment, training, etc. Primary alert status is lower than C-3. This rating may be used to describe units in process of activation, inactivation, and major missile conversion.

AIRCRAFT UNITS

C-1 - FULLY OPERATIONALLY READY. A high degree of relative effectiveness. The unit is adequately manned, equipped, trained, and is fully capable of performing its primary mission. At least 85 per cent of authorized aircraft are possessed; at least 71 per cent of authorized aircraft are operationally ready; at least 80 per cent of authorized aircrews are formed; at least 75 per cent of authorized aircrews are operationally ready and at least one operationally ready aircrew is available to man the minimum number of operationally ready aircraft required for a C-1 rating.

C-2 - OPERATIONALLY READY. A lesser degree of capability than C-1. Minor deficiencies exist in personnel, facilities, equipment, training, etc. Sixty-one to eighty-four per cent of authorized aircraft are possessed; 51-70 per cent of authorized aircraft are operationally ready; 56-79 per cent of authorized aircrews are formed; 51-74 per cent of authorized aircrews are operationally ready and at least one operationally ready aircrew is available to man the minimum number of operationally ready aircraft required for a C-2 rating.

C-3 - MARGINALLY OPERATIONALLY READY. A lesser degree of capability than C-2. Major deficiencies exist in personnel, facilities, equipment, training, etc. Thirty-one to sixty per cent of authorized aircraft are possessed; 25-50 per cent of authorized aircraft are operationally ready; 31-55 per cent of authorized aircrews are formed; 25-50 per cent of authorized aircrews are operationally ready and at least one operationally ready aircrew is available to man the minimum number of operationally ready aircraft required for a C-3 rating.

C-4 - NOT OPERATIONALLY READY. A very low degree of effectiveness. Unit is incapable of performing its operational mission. Extreme deficiencies exist in personnel, facilities, equipment, training, etc. Aircraft and aircrew percentages are lower than those prescribed for C-3. This rating may be used to describe units in process of activation, inactivation, and major aircraft conversion.

SOURCE: Data Applications Division, Data Services Center, Comptroller of the Air Force.

Downgraded at 12-Year Intervals:
Not Automatically Declassified
DOD Dir 5200.10

Flight Operations

PART II



FLIGHT OPERATIONS

INTRODUCTION

Aircraft flight operations data included in this section are based on statistics submitted in accordance with AFM 65-110, RCS: 1-AF-A1. These reports are compiled on a physical possession basis with the various activity categories determined by the assignment or status of the aircraft rather than actual use.

The tables provide summary data covering flight operations for operating active USAF aircraft and include aircraft flying hours, utilization, etc. Non-operating active totals are shown as a one-line entry.

DEFINITIONS

OPERATING ACTIVE AIRCRAFT - Aircraft currently and actively engaged in or supporting flying missions. Assignment codes are as follows:

Combat Support Units - Aircraft assigned for the direct accomplishment of combat support operations.

Combat Units - Aircraft assigned for the direct accomplishment of combat unit operations.

Combat Flying Support - Aircraft assigned for the purpose of accomplishing essential combat flying functions that cannot be performed in tactical type aircraft.

Bailment Test - Aircraft assigned to approved Air Force contractors for the performance or support of research, development, or test programs for the Air Force.

Test Support - Aircraft assigned for the purpose of supporting test programs by actual participation.

Test - Aircraft assigned to evaluate the aircraft or its components or for the purpose of research, development, or test of equipment requiring airborne platform.

Industrial Funded - Aircraft assigned to Military Air Transport Service (MATPS) for the accomplishment of single manager operations for airlift service.

Administrative - Aircraft assigned to support command administrative, executive, and inspection functions.

Combat Unit Support - Aircraft assigned for the direct support of combat units and combat supporting unit operations.

Operational Support - Aircraft assigned to Air Force units in support of proficiency flying for those rated personnel who are not assigned to crew positions and cannot be provided their AFR 60-2 flying requirements in aircraft assigned in any other code.

Special Activity - Aircraft assigned to accomplish specific special activities of the Air Force and other Government agencies.

Local Rescue - Aircraft assigned to accomplish necessary local rescue missions.

Command Mission Support - Aircraft assigned to accomplish necessary unscheduled airlift of personnel and materiel in support of Air Force bases and units.

Student and Combat Crew Training - Aircraft assigned to accomplish student and combat crew training or indoctrination.

NON-OPERATING ACTIVE AIRCRAFT - Aircraft of the following types: In preparation or awaiting preparation for MAP possession; Flyable Storage; Contract Work (for use by Air Force Logistics Command only); Crash Damage; Extended Transient Maintenance (for base use only); Depot Level Work - Field Teams; Performance of depot level maintenance and repair; Crash Damage (for base use only); Depot Prototyping (for use by Air Force Logistics Command only); Crash Damage - (to be used only on reassignment to Air Force Logistics Command); and Excess to Command.

INACTIVE AIRCRAFT - Exempt from reporting.

TABLE 8- USAF FLIGHT OPERATIONS OF ACTIVE AIRCRAFT BY

(Rates are based on hours flown per aver

TYPE AND MODEL	TOTAL		FIRST QUARTER			SECOND QUARTER		
	Hours Flown	Average Aircraft On Hand During Year	Hours Flown	Average Aircraft On Hand During Quarter	Quarter Utilization Rate	Hours Flown	Average Aircraft On Hand During Quarter	Quarter Utilization Rate
TOTAL	<u>5,929,234</u>	<u>13,313</u>	<u>1,533,265</u>	<u>13,681</u>	<u>112</u>	<u>1,426,740</u>	<u>13,398</u>	<u>106</u>
OPERATING ACTIVE - TOTAL	5,902,360	12,274	1,527,487	12,641	121	1,421,243	12,428	114
NON-OPERATING ACTIVE - TOTAL	26,874	1,039	5,778	1,040	6	5,497	970	6
								OPERATING
BOMBER - TOTAL	<u>809,485</u>	<u>1,695</u>	<u>218,742</u>	<u>1,770</u>	<u>124</u>	<u>191,695</u>	<u>1,767</u>	<u>108</u>
B-66	1,740	11	452	11	41	510	9	57
B-58	20,828	71	5,203	67	78	3,873	78	50
B/RB/TB-57B/C/E	59,550	139	15,410	148	104	15,303	141	109
B-52	406,641	598	97,610	583	167	109,280	588	186
B-47	288,969	775	92,251	869	106	57,824	855	68
EB-47	31,620	101	7,816	92	85	4,905	96	51
A-1E	137	-	-	-	-	-	-	-
TANKER - TOTAL	<u>456,953</u>	<u>1,114</u>	<u>125,336</u>	<u>1,163</u>	<u>108</u>	<u>102,997</u>	<u>1,162</u>	<u>89</u>
KC-135	243,381	529	60,757	491	124	54,507	522	104
KC-97	170,173	480	53,724	564	95	36,774	532	69
KB-50	43,399	105	10,855	108	101	11,716	108	108
FIGHTER - TOTAL	<u>840,329</u>	<u>2,997</u>	<u>214,283</u>	<u>3,040</u>	<u>70</u>	<u>189,830</u>	<u>2,931</u>	<u>65</u>
F-106	75,086	270	20,163	269	75	18,767	275	68
F-105	71,685	324	10,377	235	44	13,911	284	49
F-104A/B	5,705	29	1,603	28	57	561	18	31
F-104C/D	16,892	66	4,610	68	68	3,654	67	55
F-104G/H	1,296	6	22	-	-	385	5	77
F-102	166,071	541	43,184	553	78	40,794	550	74
TF-102	20,553	69	5,164	68	76	4,686	66	71
F-101A/C	21,552	66	6,338	65	98	3,828	70	55
F/TF-101B	86,132	258	22,279	255	87	26,148	265	76
F/TF-101F	19,420	52	5,428	48	113	4,593	53	87
F-100	286,464	1,021	77,787	1,107	70	64,556	1,028	63
F-89	2,708	11	2,316	32	72	392	10	39
F-86F/H	6,904	28	2,269	46	49	1,146	20	57
F-84	58,244	252	12,743	266	48	12,409	220	56
F-4C	1,614	4	-	-	-	-	-	-
F-5A	3	-	-	-	-	-	-	-
RECONNAISSANCE - TOTAL	<u>259,770</u>	<u>446</u>	<u>70,249</u>	<u>492</u>	<u>143</u>	<u>65,331</u>	<u>438</u>	<u>149</u>
RB-66	35,928	108	9,760	109	90	8,474	110	77
WB-66	2,919	11	759	10	76	690	11	63
YRB-58	114	1	15	1	15	9	-	-
RB-57A/C/D/E	12,197	26	2,784	22	127	2,836	23	123
WB-50	32,680	40	9,018	43	210	10,301	42	245
RB-50	8,897	14	2,123	15	142	2,344	15	156

Downgraded at 3-Year Intervals:
Declassified After 12 Years
DOD Dir 5200.10

TYPE AND MODEL OF AIRCRAFT, WORLD-WIDE, BY QUARTER - FY 1963

(age aircraft on hand during the quarter)

THIRD QUARTER			FOURTH QUARTER			TYPE AND MODEL
Hours Flown	Average Aircraft On Hand During Quarter	Quarter Utilization Rate	Hours Flown	Average Aircraft On Hand During Quarter	Quarter Utilization Rate	
<u>1,454,790</u>	<u>13,100</u>	<u>111</u>	<u>1,514,439</u>	<u>13,051</u>	<u>116</u>	<u>TOTAL</u>
1,448,530 6,260	12,009 1,091	121 6	1,505,100 9,339	11,997 1,054	125 9	OPERATING ACTIVE - TOTAL NON-OP ACTIVE - TOTAL
ACTIVE						
<u>207,316</u>	<u>1,676</u>	<u>124</u>	<u>191,732</u>	<u>1,568</u>	<u>122</u>	<u>BOMBER - TOTAL</u>
291	10	29	487	14	35	B-66
5,833	68	86	5,919	71	83	B-58
14,787	136	109	14,050	130	108	B/RB/TB-57B/C/E
100,211	615	163	99,540	606	164	B-52
77,279	742	104	61,615	633	97	B-47
8,915	105	85	9,984	113	88	EB-47
-	-	-	137	1	137	A-1E
<u>118,321</u>	<u>1,084</u>	<u>109</u>	<u>110,299</u>	<u>1,050</u>	<u>105</u>	<u>TANKER - TOTAL</u>
63,648	537	119	64,469	567	114	KC-135
44,471	444	100	35,204	381	92	KC-97
10,202	103	99	10,626	102	104	KB-50
<u>208,216</u>	<u>2,966</u>	<u>70</u>	<u>228,000</u>	<u>3,029</u>	<u>75</u>	<u>FIGHTER - TOTAL</u>
18,066	272	66	18,090	266	68	F-106
19,727	361	55	27,670	416	67	F-105
871	21	41	2,670	47	57	F-104A/B
4,095	65	63	4,533	62	73	F-104C/D
456	9	51	433	9	48	F-104G/H
41,353	536	77	40,740	506	81	F-102
5,259	70	75	5,444	71	77	TF-102
5,449	63	86	5,937	65	91	F-101A/C
22,464	260	86	21,241	253	84	F/TF-101B
4,703	56	84	4,696	51	92	F/TF-101F
70,074	970	72	74,047	980	76	F-100
-	-	-	-	-	-	F-89
1,721	23	75	1,768	24	74	F-86F/H
13,758	258	53	19,334	265	73	F-84
220	2	110	1,394	14	100	F-4C
-	-	-	3	-	-	F-5A
<u>59,326</u>	<u>422</u>	<u>141</u>	<u>64,864</u>	<u>431</u>	<u>150</u>	<u>RECONNAISSANCE - TOTAL</u>
8,451	105	80	9,243	107	86	RB-66
772	11	70	698	11	63	WB-66
45	1	45	45	1	45	YRB-58
3,351	30	112	3,226	29	111	RB-57A/C/D/E
6,476	38	170	6,885	35	197	WB-50
2,183	14	156	2,247	13	173	RB-50

TABLE 8 - USAF FLIGHT OPERATIONS OF ACTIVE AIRCRAFT BY TYPE

TYPE AND MODEL	TOTAL		FIRST QUARTER			SECOND QUARTER		
	Hours Flown	Average Aircraft On Hand During Year	Hours Flown	Average Aircraft On Hand During Quarter	Quarter Utilization Rate	Hours Flown	Average Aircraft On Hand During Quarter	Quarter Utilization Rate
OPERATING ACT								
<u>RECONNAISSANCE (Continued)</u>								
RB/WB-47	21,397	46	4,688	51	92	5,798	46	126
B/RB-45	207	-	52	-	-	66	-	-
RC-130	9,695	13	2,464	13	190	2,656	14	190
RC-121	556	-	40	-	-	491	1	491
RC-121D/EC-121H	84,964	53	22,443	50	449	20,711	54	384
RC-47	1,187	2	323	2	161	358	2	179
YRF/RF-101	45,425	121	12,358	138	90	10,482	117	90
RF-84	3,465	10	3,374	37	91	91	2	45
RT-33	126	1	48	1	48	24	1	24
RF-104G	13	-	-	-	-	-	-	-
<u>SEARCH AND RESCUE - TOTAL</u>	<u>43,866</u>	<u>71</u>	<u>10,388</u>	<u>64</u>	<u>162</u>	<u>11,748</u>	<u>75</u>	<u>157</u>
HU-16	17,739	33	3,838	30	128	4,447	33	135
HC-54	21,897	31	5,641	27	209	5,993	33	182
HC-47	4,230	7	909	7	130	1,308	9	145
<u>SPECIAL RESEARCH - TOTAL</u>	<u>28</u>	<u>-</u>	<u>-</u>	<u>-</u>	<u>-</u>	<u>-</u>	<u>-</u>	<u>-</u>
X-21	28	-	-	-	-	-	-	-
<u>CARGO - TOTAL</u>	<u>1,684,997</u>	<u>2,107</u>	<u>421,156</u>	<u>2,138</u>	<u>197</u>	<u>427,606</u>	<u>2,181</u>	<u>196</u>
C/VC-140	5,925	9	1,169	5	234	1,418	9	158
VC-137	2,306	3	553	3	184	691	4	173
C-135	67,578	42	16,255	42	387	16,659	42	397
C-133	54,861	41	7,418	42	177	14,862	42	354
C/VC-131	73,182	96	18,422	98	188	17,895	97	184
C-130	200,915	315	42,982	284	151	48,628	301	162
C-124	388,659	357	99,851	370	270	95,907	350	274
C-123	108,091	177	24,739	170	146	29,822	187	159
C/VC-121	64,469	52	19,568	63	311	16,410	55	298
C-119	11,648	34	30	1	30	11,373	133	85
C/VC-118	165,072	120	41,667	123	339	40,893	117	349
C-117	14,131	21	3,390	22	154	3,682	21	175
C-97	22,806	25	12,261	41	299	1,968	10	197
YC-97J	1,156	2	347	2	173	267	2	133
C/EC/VC-54	160,404	236	40,215	249	161	39,874	233	171
C/EC/VC-47	343,794	577	92,289	623	148	87,257	578	151
<u>TRAINER - TOTAL</u>	<u>1,529,711</u>	<u>3,167</u>	<u>395,921</u>	<u>3,312</u>	<u>120</u>	<u>367,765</u>	<u>3,222</u>	<u>114</u>
T-39	51,340	80	7,781	57	136	11,227	75	150
T-38	66,539	202	11,518	159	72	13,504	196	69
T-37	298,843	568	78,103	623	125	67,976	551	123
T-33	851,152	1,869	236,698	2,035	116	211,224	1,939	109
ET-29C	3,378	4	1,694	8	212	1,322	7	189
T/VT-29	194,103	306	49,887	309	161	46,920	312	150
T-28	34,817	77	4,754	70	68	8,028	78	103
TB-58	1,858	4	346	3	115	481	4	120
TB-47	232	2	49	1	49	80	2	40
B/RB/TB-26	11,721	26	1,466	21	70	2,683	30	89

Downgraded at 3-Year Intervals:
Declassified After 12 Years
DOD Dir 5200.10

SECRET

AND MODEL OF AIRCRAFT, WORLD-WIDE BY QUARTER - FY 1963 (CONTINUED)

THIRD QUARTER			FOURTH QUARTER			TYPE AND MODEL
Hours Flown	Average Aircraft On Hand During Quarter	Quarter Utilization Rate	Hours Flown	Average Aircraft On Hand During Quarter	Quarter Utilization Rate	
IVE (Continued)						RECONNAISSANCE (Continued)
5,356	43	125	5,555	46	121	RB/WB-47
54	-	-	35	-	-	B/RB-45
2,283	13	176	2,292	12	191	RC-130
25	-	-	-	-	-	RC-121
20,276	52	390	21,534	55	392	RC-121D/EC-121H
290	2	145	216	2	108	RC-47
9,740	112	87	12,845	119	108	YRF/RF-101
-	-	-	-	-	-	RF-84
24	1	24	30	1	30	RT-33
-	-	-	13	-	-	RF-104G
<u>10,963</u>	<u>74</u>	<u>148</u>	<u>10,767</u>	<u>72</u>	<u>150</u>	<u>SEARCH AND RESCUE - TOTAL</u>
4,728	35	135	4,726	35	135	HU-16
5,230	31	169	5,033	32	157	HC-54
1,005	8	126	1,008	5	202	HC-47
-	-	-	<u>28</u>	-	-	<u>SPECIAL RESEARCH - TOTAL</u>
-	-	-	28	-	-	X-21
<u>403,834</u>	<u>2,036</u>	<u>198</u>	<u>432,401</u>	<u>2,075</u>	<u>208</u>	<u>CARGO - TOTAL</u>
1,536	9	171	1,802	11	164	C/VC-140
495	3	165	567	2	284	VC-137
16,978	42	404	17,686	41	431	C-135
15,471	40	387	17,110	41	417	C-133
17,964	92	195	18,901	96	197	C/VC-131
50,204	322	156	59,101	353	157	C-130
93,614	351	267	99,287	359	277	C-124
26,577	178	149	26,953	175	154	C-123
13,431	43	312	15,060	45	335	C/VC-121
58	1	58	187	1	187	C-119
39,337	120	328	43,175	121	357	C/VC-118
3,642	21	173	3,417	20	171	C-117
3,413	19	180	5,164	30	172	C-97
276	2	138	266	2	133	YC-97J
39,161	231	170	41,154	233	177	C/EC/VC-54
81,677	562	145	82,571	545	152	C/EC/VC-47
<u>373,626</u>	<u>3,084</u>	<u>121</u>	<u>392,399</u>	<u>3,048</u>	<u>129</u>	<u>TRAINER - TOTAL</u>
13,447	85	158	18,885	102	185	T-39
17,770	212	84	23,747	243	98	T-38
71,203	544	131	81,561	553	147	T-37
204,532	1,804	113	198,698	1,699	117	T-33
362	2	181	-	-	-	ET-29C
49,051	301	163	48,245	304	159	T/VT-29
9,850	78	126	12,185	84	145	T-28
393	3	131	638	6	106	TB-58
90	2	45	13	1	13	TB-47
3,352	25	134	4,220	26	162	B/RB/TB-26

SECRET

Downgraded at 3-Year Intervals:
Declassified After 12 Years
DOD DIR 5200.10

TABLE 8 - USAF FLIGHT OPERATIONS OF ACTIVE AIRCRAFT BY TYPE

TYPE AND MODEL	TOTAL		FIRST QUARTER			SECOND QUARTER		
	Hours Flown	Average Aircraft On Hand During Year	Hours Flown	Average Aircraft On Hand During Quarter	Quarter Utilization Rate	Hours Flown	Average Aircraft On Hand During Quarter	Quarter Utilization Rate
OPERATING ACT								
<u>TRAINER (Continued)</u>								
TC-121	5,591	5	1,288	4	322	1,713	6	285
TC-54	4,178	8	1,089	8	136	1,212	8	151
TC-47	224	-	184	1	184	-	-	-
TC/C-46	5,487	15	1,043	13	80	1,395	14	100
TF-104G/H	248	1	21	-	-	-	-	-
<u>HELICOPTER - TOTAL</u>	<u>103,379</u>	<u>366</u>	<u>25,760</u>	<u>355</u>	<u>73</u>	<u>23,704</u>	<u>354</u>	<u>67</u>
HH-43	31,828	110	5,950	96	62	6,871	96	72
CH/HH-21	21,360	82	6,172	84	73	5,263	83	63
UH/HH-19	46,506	164	12,902	165	78	10,598	166	64
CH-47	88	1	-	-	-	-	-	-
CH-3A/B	1,179	3	-	-	-	-	-	-
UH-13	1,012	2	231	2	115	253	2	126
UH-1	532	2	204	5	41	146	2	73
HSS-2	874	2	301	3	100	573	5	115
<u>UTILITY - TOTAL</u>	<u>173,842</u>	<u>311</u>	<u>45,652</u>	<u>307</u>	<u>149</u>	<u>40,567</u>	<u>298</u>	<u>136</u>
U-10A/B	8,035	18	1,220	13	94	2,059	19	108
U-6A	31,654	95	8,728	95	92	6,678	82	81
U-4	9,178	14	2,484	14	177	2,241	14	160
U-3	124,489	183	33,220	185	180	29,540	183	161
OV-1	75	-	-	-	-	49	-	-
O-1 (L-19)	411	1	-	-	-	-	-	-
NON-OPERAT								
<u>TOTAL</u>	<u>26,874</u>	<u>1,039</u>	<u>5,778</u>	<u>1,040</u>	<u>6</u>	<u>5,497</u>	<u>970</u>	<u>6</u>

Source: Data Applications Division, Data Services Center, Comptroller of the Air Force

Downgraded at 12-Year Intervals:
Not Automatically Declassified
DOD Dir 5200.10

AND MODEL OF AIRCRAFT, WORLD-WIDE BY QUARTER - FY 1963 (CONTINUED)

THIRD QUARTER			FOURTH QUARTER			TYPE AND MODEL
Hours Flown	Average Aircraft On Hand During Quarter	Quarter Utilization Rate	Hours Flown	Average Aircraft On Hand During Quarter	Quarter Utilization Rate	
IVE (Continued)						TRAINER (Continued)
1,237	5	247	1,353	4	338	TC-121
885	8	111	992	8	124	TC-54
-	-	-	40	-	-	TC-47
1,406	15	94	1,643	16	103	TC/C-46
48	-	-	179	2	90	TF-104G/H
<u>26,142</u>	<u>364</u>	<u>72</u>	<u>27,773</u>	<u>387</u>	<u>72</u>	<u>HELICOPTER - TOTAL</u>
8,810	108	82	10,197	139	73	HH-43
5,024	82	61	4,901	78	63	CH/HH-21
11,324	165	69	11,682	159	73	UH/HH-19
-	-	-	88	2	44	CH-47
643	6	107	536	6	89	CH-3A/B
266	2	133	262	2	131	UH-13
75	1	75	107	1	107	UH-1
-	-	-	-	-	-	HSS-2
<u>40,786</u>	<u>303</u>	<u>135</u>	<u>46,837</u>	<u>337</u>	<u>139</u>	<u>UTILITY - TOTAL</u>
2,324	17	137	2,432	23	106	U-10A/B
7,198	90	80	9,050	115	79	U-6A
2,165	13	167	2,288	14	163	U-4
29,099	183	159	32,630	182	179	U-3
-	-	-	26	-	-	OV-1
-	-	-	411	3	137	O-1 (L-19)
ING ACTIVE						
<u>6,260</u>	<u>1,091</u>	<u>6</u>	<u>9,339</u>	<u>1,054</u>	<u>9</u>	<u>TOTAL</u>

Downgraded at 3-Year Intervals:
Declassified After 12 Years
DOD Dir 5200.10

TABLE 9 - USAF FLIGHT OPERATIONS BY TYPE OF ACTIVITY, WORLD-WIDE, BY QUARTER - FY 1963

TYPE OF ACTIVITY	TOTAL		FIRST QUARTER		SECOND QUARTER		THIRD QUARTER		FOURTH QUARTER	
	Hours Flown	Average Aircraft On Hand During Year	Hours Flown	Average Aircraft On Hand During Quarter	Hours Flown	Average Aircraft On Hand During Quarter	Hours Flown	Average Aircraft On Hand During Quarter	Hours Flown	Average Aircraft On Hand During Quarter
<u>TOTAL</u>	<u>5,931,743</u>	<u>13,387</u>	<u>1,533,907</u>	<u>13,768</u>	<u>1,427,325</u>	<u>13,482</u>	<u>1,455,439</u>	<u>13,157</u>	<u>1,515,072</u>	<u>13,139</u>
<u>OPERATING ACTIVE - TOTAL</u>	<u>5,904,869</u>	<u>12,349</u>	<u>1,528,129</u>	<u>12,728</u>	<u>1,421,828</u>	<u>12,515</u>	<u>1,449,179</u>	<u>12,066</u>	<u>1,505,733</u>	<u>12,085</u>
Combat Unit	1,565,152	4,257	410,973	4,403	361,663	4,274	391,932	4,183	400,584	4,166
Combat Support Unit	1,095,602	2,185	278,341	2,115	276,759	2,356	268,546	2,111	271,956	2,158
Combat Flying Support	255,694	566	63,719	546	62,711	576	64,152	563	65,112	580
Combat Unit Support	107,631	175	29,242	221	25,591	149	25,417	161	27,381	168
Industrial Fund	698,566	552	174,750	573	172,272	547	168,281	533	183,263	555
Student and Combat Crew Training	993,275	2,256	258,500	2,330	230,288	2,231	242,764	2,228	261,723	2,236
Operational Support	349,437	751	101,146	914	88,505	787	82,988	694	76,798	607
Administrative	74,345	114	17,746	115	18,344	111	18,649	115	19,606	113
Special Activity	114,473	238	27,210	229	28,453	245	28,059	236	30,751	243
Local Rescue	4	-	4	1	-	-	-	-	-	-
Command Mission Support	557,657	923	141,594	946	134,548	910	136,433	916	145,082	920
Test Support	60,128	224	14,634	215	13,987	213	14,066	214	17,441	252
Test	24,821	108	7,866	119	6,774	116	6,134	112	4,047	87
Bailment Test	8,084	-	2,404	1	1,933	-	1,758	-	1,989	-
<u>NON-OPERATING ACTIVE - TOTAL</u>	<u>26,874</u>	<u>1,038</u>	<u>5,778</u>	<u>1,040</u>	<u>5,497</u>	<u>967</u>	<u>6,260</u>	<u>1,091</u>	<u>9,339</u>	<u>1,054</u>

Source: Data Applications Division, Data Services Center, Comptroller of the Air Force

Downgraded at 3-Year Intervals:
Declassified After 12 Years
DOD Dir 5200.10

Safety

PART III

SAFETY



FLYING SAFETY

INTRODUCTION

The content of this section presents data on aircraft accidents which occurred in the United States Air Force, the Air National Guard, the Air Force Reserve, and the Navy units flying for the Military Air Transport Service during Fiscal Year 1963.

All rates are expressed in number of accidents per 100,000 flying hours.

Final changes to aircraft accident statistics extend over a period of several months. Data presented herein for fiscal year 1963 are as of 1 September 1963.

Aircraft accident statistics, other than consolidated reports, are unclassified and will bear the legend "For Official Use Only." A complete compilation of accidents and flying experience of major organizational units of the USAF is considered security information. Aircraft accident statistics will be used solely for accident prevention purposes unless released by competent authority.

DEFINITIONS

AIRCRAFT ACCIDENT - A mishap involving minor or substantial damage as defined in paragraph 4, AFR 127-4.

BAILMENT AND/OR LOAN - Accidents in aircraft which are on bailment contract or on loan are included in the total number of accidents appearing in this section. However, flying time is not available for bailment/loan aircraft, and accidents in these planes have not been included in rate computations.

FATAL ACCIDENT - An aircraft accident in which one or more persons sustains fatal injury.

FATALITY - A death resulting from injuries or the complication arising from injuries received in an aircraft accident. Fatalities enumerated include all persons killed or missing as a result of Air Force aircraft accidents. Pilot fatalities apply to United States Air Force, Air National Guard, Air Force Reserves, and Military Air Transport Service Navy pilots only.

FLIGHT ACCIDENT - A mishap which results in damage to, or destruction of one or more USAF aircraft when intent for flight exists as defined in paragraph 4, c(1), AFR 127-4.

NON-FLIGHT ACCIDENT - A mishap resulting in damage or destruction to an Air Force aircraft not in operation or in operation when no intent for flight exists as defined in paragraph 4, (2), AFR 127-4. Beginning, 1 January 1963, non-flight accidents have not been included in rate computations.

MAJOR ACCIDENT - A major accident is one in which the aircraft is destroyed or has received substantial damage, as defined in paragraph 4, AFR 127-4.

MINOR ACCIDENT - A minor accident is one in which the aircraft receives minor damage, as defined in paragraph 4, AFR 127-4.

TABLE 10 - USAF AIRCRAFT ACCIDENTS, FATALITIES, AND AIRCRAFT DESTROYED BY COMMAND, WORLD-WIDE, BY QUARTER - FY 1963

(Table below includes United States Air Force, Air National Guard, Air Force Reserves, Military Air Transport Service Navy Units, and Civil Air Patrol aircraft in the US Air Force inventory. Rates are expressed in accidents per 100,000 flying hours)

COMMAND	FLYING HOURS	MAJOR ACCIDENTS		FATAL ACCIDENTS		FATALITIES		AIRCRAFT DESTROYED		ALL ACCIDENTS	
		Number	Rate	Number	Rate	Number	Rate	Number	Rate	Number	Rate
<u>FY 1963 - TOTAL</u>	6,499,412	343	5	127	2	293	4	279	4	501	7
FIRST QUARTER - TOTAL	1,672,032	99	6	36	2	112	7	85	5	139	8
SECOND QUARTER - TOTAL	1,553,939	85	5	29	2	63	4	68	4	122	8
THIRD QUARTER - TOTAL	1,596,482	78	5	28	2	53	3	66	4	117	7
FOURTH QUARTER - TOTAL	1,676,959	81	5	34	2	65	4	60	4	123	7
<u>AIR DEFENSE COMMAND - TOTAL</u>	691,891	58	8	17	2	26	4	49	7	76	11
1st Quarter	176,883	13	7	2	1	4	2	11	6	19	11
2nd Quarter	168,913	20	12	7	4	10	6	18	11	24	14
3rd Quarter	175,149	9	5	1	1	1	1	8	3	13	7
4th Quarter	170,946	16	9	7	4	11	6	12	7	20	11
<u>AIR FORCE COMMUNICATIONS SERVICE - TOTAL</u>	22,734	1	4	1	4	5	22	1	4	1	4
1st Quarter	8,625	-	-	-	-	-	-	-	-	-	-
2nd Quarter	7,124	1	14	1	14	5	70	1	14	1	14
3rd Quarter	4,318	-	-	-	-	-	-	-	-	-	-
4th Quarter	2,667	-	-	-	-	-	-	-	-	-	-
<u>AIR FORCE LOGISTICS COMMAND - TOTAL</u>	203,115	6	3	2	1	3	1	3	1	11	5
1st Quarter	49,861	3	6	-	-	-	-	1	2	5	10
2nd Quarter	48,672	1	2	-	-	-	-	1	2	1	2
3rd Quarter	50,068	2	4	2	4	3	6	2	4	2	4
4th Quarter	54,514	-	-	-	-	-	-	-	-	3	6
<u>AIR FORCE SYSTEMS COMMAND - TOTAL</u>	163,187	8	5	3	2	7	4	8	5	15	8
1st Quarter	43,729	3	7	3	7	7	16	3	7	4	9
2nd Quarter	39,265	1	3	-	-	-	-	1	3	3	8
3rd Quarter	38,922	3	8	-	-	-	-	2	5	5	13
4th Quarter	41,271	1	2	-	-	-	-	2	5	3	2
<u>AIR TRAINING COMMAND - TOTAL</u>	857,638	27	3	9	1	12	1	27	3	38	4
1st Quarter	227,150	9	4	3	1	5	2	9	4	12	5
2nd Quarter	202,807	8	4	4	2	4	2	10	5	10	5
3rd Quarter	207,713	4	2	1	a/	2	1	3	1	7	3
4th Quarter	219,968	6	3	1	a/	1	a/	5	2	9	4
<u>AIR UNIVERSITY - TOTAL</u>	54,024	-	-	-	-	-	-	-	-	-	-
1st Quarter	13,895	-	-	-	-	-	-	-	-	-	-
2nd Quarter	14,389	-	-	-	-	-	-	-	-	-	-
3rd Quarter	13,527	-	-	-	-	-	-	-	-	-	-
4th Quarter	12,213	-	-	-	-	-	-	-	-	-	-
<u>ALASKAN AIR COMMAND - TOTAL</u>	46,702	4	9	-	-	-	-	3	6	5	11
1st Quarter	12,306	2	16	-	-	-	-	2	16	2	16
2nd Quarter	11,001	1	9	-	-	-	-	1	9	1	9
3rd Quarter	11,603	1	9	-	-	-	-	-	-	1	9
4th Quarter	11,792	-	-	-	-	-	-	-	-	1	8
<u>CARRIBEAN AIR COMMAND - TOTAL</u>	15,420	-	-	-	-	-	-	-	-	-	-
1st Quarter	3,966	-	-	-	-	-	-	-	-	-	-
2nd Quarter	3,513	-	-	-	-	-	-	-	-	-	-
3rd Quarter	3,908	-	-	-	-	-	-	-	-	-	-
4th Quarter	4,033	-	-	-	-	-	-	-	-	-	-

TABLE 10 - USAF AIRCRAFT ACCIDENTS, FATALITIES, AND AIRCRAFT DESTROYED BY COMMAND, WORLD-WIDE, BY QUARTER - FY 1963 (CONTINUED)

COMMAND	FLYING HOURS	MAJOR ACCIDENTS		FATAL ACCIDENTS		FATALITIES		AIRCRAFT DESTROYED		ALL ACCIDENTS	
		Num-ber	Rate	Num-ber	Rate	Num-ber	Rate	Num-ber	Rate	Num-ber	Rate
<u>CONTINENTAL AIR COMMAND - TOTAL</u>	<u>14,148</u>	<u>1</u>	<u>7</u>	-	-	-	-	-	-	<u>2</u>	<u>14</u>
1st Quarter	4,168	1	24	-	-	-	-	-	-	1	24
2nd Quarter	3,166	-	-	-	-	-	-	-	-	1	32
3rd Quarter	3,277	-	-	-	-	-	-	-	-	-	-
4th Quarter	3,537	-	-	-	-	-	-	-	-	-	-
<u>HEADQUARTERS COMMAND, USAF - TOTAL</u>	<u>114,972</u>	<u>3</u>	<u>2</u>	<u>2</u>	<u>2</u>	<u>11</u>	<u>10</u>	<u>2</u>	<u>2</u>	<u>5</u>	<u>3</u>
1st Quarter	27,422	-	-	-	-	-	-	-	-	1	4
2nd Quarter	28,554	1	4	1	4	2	7	1	4	1	4
3rd Quarter	27,765	1	-	-	-	-	-	-	-	2	4
4th Quarter	31,231	1	3	1	3	9	29	1	3	1	3
<u>MILITARY AIR TRANSPORT SERVICE - TOTAL</u>	<u>951,479</u>	<u>12</u>	<u>1</u>	<u>6</u>	<u>1</u>	<u>24</u>	<u>3</u>	<u>7</u>	<u>1</u>	<u>21</u>	<u>2</u>
1st Quarter	234,818	4	2	2	1	3	1	3	1	6	3
2nd Quarter	237,643	3	1	3	1	12	5	3	1	8	3
3rd Quarter	231,197	1	a/	-	-	-	-	-	-	1	a/
4th Quarter	247,821	4	a/	1	a/	9	4	1	a/	6	a/
<u>PACIFIC AIR FORCES - TOTAL</u>	<u>261,181</u>	<u>19</u>	<u>7</u>	<u>6</u>	<u>2</u>	<u>16</u>	<u>6</u>	<u>16</u>	<u>6</u>	<u>25</u>	<u>9</u>
1st Quarter	63,521	7	11	1	2	4	6	6	9	8	13
2nd Quarter	64,776	3	5	2	3	9	14	4	6	4	6
3rd Quarter	64,905	6	9	2	3	2	3	5	8	7	11
4th Quarter	67,979	3	3	1	1	1	1	1	1	6	7
<u>STRATEGIC AIR COMMAND - TOTAL</u>	<u>1,457,836</u>	<u>30</u>	<u>2</u>	<u>24</u>	<u>2</u>	<u>111</u>	<u>8</u>	<u>27</u>	<u>2</u>	<u>66</u>	<u>4</u>
1st Quarter	397,132	13	3	11	3	69	17	12	3	24	6
2nd Quarter	338,381	5	1	3	1	8	2	4	1	10	3
3rd Quarter	371,567	10	3	8	2	30	8	9	2	21	5
4th Quarter	350,756	2	1	2	1	4	1	2	1	11	2
<u>TACTICAL AIR COMMAND - TOTAL</u>	<u>624,257</u>	<u>81</u>	<u>13</u>	<u>27</u>	<u>4</u>	<u>41</u>	<u>7</u>	<u>62</u>	<u>10</u>	<u>113</u>	<u>17</u>
1st Quarter	148,988	21	14	9	6	11	7	20	13	28	19
2nd Quarter	153,733	14	9	3	2	7	5	8	5	20	13
3rd Quarter	150,953	17	11	4	3	4	3	15	10	27	17
4th Quarter	170,583	29	16	11	6	19	11	19	11	38	21
<u>US AIR FORCES IN EUROPE - TOTAL</u>	<u>448,583</u>	<u>47</u>	<u>10</u>	<u>15</u>	<u>3</u>	<u>20</u>	<u>4</u>	<u>36</u>	<u>8</u>	<u>59</u>	<u>13</u>
1st Quarter	117,975	14	12	3	3	6	5	12	10	16	14
2nd Quarter	101,597	12	12	2	2	3	3	5	5	16	16
3rd Quarter	106,336	14	13	5	5	6	6	13	12	16	15
4th Quarter	122,675	7	6	5	4	5	4	6	5	11	7
<u>MISCELLANEOUS - TOTAL b/</u>	<u>6,086</u>	-	-	-	-	-	-	-	-	-	-
1st Quarter	1,669	-	-	-	-	-	-	-	-	-	-
2nd Quarter	1,251	-	-	-	-	-	-	-	-	-	-
3rd Quarter	1,599	-	-	-	-	-	-	-	-	-	-
4th Quarter	1,567	-	-	-	-	-	-	-	-	-	-
<u>AIR NATIONAL GUARD - TOTAL</u>	<u>385,750</u>	<u>34</u>	<u>9</u>	<u>13</u>	<u>3</u>	<u>15</u>	<u>4</u>	<u>28</u>	<u>7</u>	<u>45</u>	<u>12</u>
1st Quarter	90,633	6	7	2	2	3	3	5	6	8	9
2nd Quarter	89,571	12	13	3	3	3	3	9	10	18	20
3rd Quarter	92,359	7	8	3	3	3	3	6	6	9	10
4th Quarter	113,187	9	8	5	4	6	5	8	7	10	9

Downgraded at 3-Year Intervals:
Declassified After 12 Years
DOD Dir 5200.10

TABLE 10 - USAF AIRCRAFT ACCIDENTS, FATALITIES, AND AIRCRAFT DESTROYED BY COMMAND, WORLD-WIDE, BY QUARTER - FY 1963 (CONTINUED)

COMMAND	FLYING HOURS	MAJOR ACCIDENTS		FATAL ACCIDENTS		FATALITIES		AIRCRAFT DESTROYED		ALL ACCIDENTS	
		Number	Rate	Number	Rate	Number	Rate	Number	Rate	Number	Rate
<u>AIR FORCE RESERVE - TOTAL</u>	180,409	6	3	1	-	1	-	5	3	10	4
1st Quarter	49,291	1	2	-	-	-	-	1	2	2	4
2nd Quarter	39,583	1	3	-	-	-	-	1	3	2	5
3rd Quarter	41,316	2	2	1	-	1	-	1	2	3	5
4th Quarter	50,219	2	4	-	-	-	-	2	4	3	4
<u>USAF AT LARGE - TOTAL c/</u>	-	2	-	-	-	-	-	1	-	2	-
1st Quarter	-	2	-	-	-	-	-	1	-	2	-
2nd Quarter	-	-	-	-	-	-	-	-	-	-	-
3rd Quarter	-	-	-	-	-	-	-	-	-	-	-
4th Quarter	-	-	-	-	-	-	-	-	-	-	-
<u>BAILMENT/LOAN - TOTAL</u>	-	4	-	1	-	1	-	4	-	7	-
1st Quarter	-	-	-	-	-	-	-	-	-	1	-
2nd Quarter	-	2	-	-	-	-	-	2	-	2	-
3rd Quarter	-	1	-	1	-	1	-	1	-	3	-
4th Quarter	-	1	-	-	-	-	-	1	-	1	-

a/ Rate less than .5

b/ USAF Security Service, and hours flown by USAF crew delivering aircraft to Overseas MAP recipients.

c/ Accidents which for one of several reasons are not charged to a specific command, but are included in the USAF totals.

Source: Records and Statistics Group, Directorate of Aerospace Safety, Deputy, The Inspector General

Downgraded at 3-Year Intervals:
Declassified After 12 Years
DOD Dir 5200.10

TABLE II - USAF AIRCRAFT ACCIDENTS (MAJOR AND FATAL), FATALITIES, AND AIRCRAFT DAMAGED, BY TYPE AND MODEL AIRCRAFT, WORLD-WIDE, BY QUARTER - FY 1963

(Table below includes United States Air Force, Air National Guard, Air Force Reserve, Military Air Transport Service Navy Units, and Civil Air Patrol aircraft in the United States inventory. Rates are based on 100,000 flying hours)

TYPE AND MODEL	FLYING HOURS	MAJOR ACCIDENTS		FATAL ACCIDENTS		FATALITIES		AIRCRAFT DESTROYED		ALL ACCIDENTS	
		Number	Rate	Number	Rate	Number	Rate	Number	Rate	Number	Rate
FY 1963 - TOTAL	6,499,412	343	5	127	2	293	4	279	4	501	7
FIRST QUARTER (1 Jul 1962 through 30 Sep 1962)											
TOTAL	1,672,032	99	6	36	2	112	7	85	5	139	8
BOMB - TOTAL	266,399	14	5	11	4	27	10	12	5	23	9
Jet - Total	242,508	12	5	10	4	25	10	11	5	20	8
B-47	105,271	7	7	6	6	17	16	7	7	8	8
B-52	97,805	1	1	-	-	-	-	-	-	4	4
B-57	22,941	3	13	2	9	4	17	3	13	4	17
B-58	5,539	1	18	2	36	4	72	1	18	3	54
B-66	10,952	-	-	-	-	-	-	-	-	1	9
Reciprocating - Total	23,891	2	8	1	4	2	8	1	4	3	13
B-26	1,895	2	106	1	53	2	106	1	53	3	158
B-50	21,996	-	-	-	-	-	-	-	-	-	-
CARGO - TOTAL	646,104	6	1	2	a/	47	7	4	1	14	2
Jet - Total	79,021	2	3	2	3	47	59	2	3	11	5
C-135	77,299	2	3	2	3	47	61	2	3	4	5
C-137	553	-	-	-	-	-	-	-	-	-	-
C-140	1,169	-	-	-	-	-	-	-	-	-	-
Turboprop - Total	52,912	1	2	-	-	-	-	-	-	1	2
C-130	45,491	1	2	-	-	-	-	-	-	1	2
C-133	7,421	-	-	-	-	-	-	-	-	-	-
Reciprocating - Total	514,171	3	1	-	-	-	-	2	a/	9	2
C-46	1,047	1	96	-	-	-	-	-	-	1	96
C-47/53(C-117)	108,223	-	-	-	-	-	-	-	-	-	-
C-54	46,966	-	-	-	-	-	-	-	-	-	-
C-97	77,843	-	-	-	-	-	-	-	-	1	1
C-118	41,667	-	-	-	-	-	-	-	-	-	-
C-119	46,508	1	2	-	-	-	-	1	2	2	4
C-121	44,698	-	-	-	-	-	-	-	-	3	7
C-123	28,700	1	3	-	-	-	-	1	3	2	7
C-124	100,236	-	-	-	-	-	-	-	-	-	-
C-131	18,283	-	-	-	-	-	-	-	-	-	-
FIGHTER - TOTAL	278,110	54	19	14	5	19	7	49	18	66	24
F-80	269	-	-	-	-	-	-	-	-	-	-
F-84F	21,385	4	19	-	-	-	-	3	14	5	23
F-86D/L	7,059	3	42	1	14	1	14	3	42	3	42
F-86H	5,815	1	17	1	17	1	17	1	17	1	17
F-86(Other)	1,386	1	72	-	-	-	-	1	72	1	72
F-89	14,007	-	-	-	-	-	-	-	-	1	7
F-100	85,562	24	28	8	9	8	9	24	28	29	34
F-101	47,220	7	15	3	6	8	17	5	11	8	17
F-102	56,247	7	12	-	-	-	-	7	12	8	14
F-104	7,892	3	38	-	-	-	-	2	25	4	51
F-105	10,599	4	38	1	9	1	9	3	28	4	38
F-106	20,669	-	-	-	-	-	-	-	-	2	10

DOWNGRADED AT 12 YEAR INTERVALS:
NOT AUTOMATICALLY DECLASSIFIED
DOD DIR. 5200.10

TABLE II - USAF AIRCRAFT ACCIDENTS (MAJOR AND FATAL), FATALITIES, AND AIRCRAFT DAMAGED, BY TYPE AND MODEL AIRCRAFT, WORLD-WIDE, BY QUARTER - FY 1963 (Continued)

TYPE AND MODEL	FLYING HOURS	MAJOR ACCIDENTS		FATAL ACCIDENTS		FATALITIES		AIRCRAFT DESTROYED		ALL ACCIDENTS	
		Number	Rate	Number	Rate	Number	Rate	Number	Rate	Number	Rate
FIRST QUARTER (Continued)											
<u>TRAINER - TOTAL</u>	400,597	18	4	8	2	14	3	16	4	26	6
<u>Jet - Total</u>	343,756	18	5	8	2	14	4	16	5	26	7
T-33	246,609	12	5	5	2	9	4	10	4	17	6
T-37	78,098	3	4	2	3	3	4	3	4	3	4
T-38	11,285	2	18	-	-	-	-	2	18	3	27
T-39	7,764	1	13	1	13	2	26	1	13	3	39
<u>Reciprocating - Total</u>	56,841	-	-	-	-	-	-	-	-	-	-
T-28	5,076	-	-	-	-	-	-	-	-	-	-
T-29	51,765	-	-	-	-	-	-	-	-	-	-
<u>UTILITY - TOTAL</u>	55,081	5	9	1	2	4	7	3	5	7	13
U-3	33,227	1	3	-	-	-	-	-	-	3	9
U-4	2,484	-	-	-	-	-	-	-	-	-	-
U-6	8,728	2	23	1	11	4	46	2	23	2	23
U-10	1,269	2	158	-	-	-	-	1	79	2	158
U-16	9,373	-	-	-	-	-	-	-	-	-	-
<u>HELICOPTER - TOTAL</u>	25,741	2	8	-	-	-	-	1	4	3	12
<u>Turborotor - Total</u>	6,276	-	-	-	-	-	-	-	-	-	-
H-1	153	-	-	-	-	-	-	-	-	-	-
H-3	301	-	-	-	-	-	-	-	-	-	-
H-43B	5,822	-	-	-	-	-	-	-	-	-	-
<u>Reciprocating - Total</u>	19,465	2	10	-	-	-	-	1	5	3	15
H-13	231	-	-	-	-	-	-	-	-	-	-
H-19	12,907	1	8	-	-	-	-	1	8	2	15
H-21	6,172	1	16	-	-	-	-	1	16	1	16
H-34	27	-	-	-	-	-	-	-	-	-	-
H-43A	128	-	-	-	-	-	-	-	-	-	-
<u>NON-USAF - TOTAL</u>	-	-	-	-	-	1	-	-	-	-	-
F-8U	-	-	-	-	-	1	-	-	-	-	-
SECOND QUARTER (1 Oct 1962 through 31 Dec 1962)											
<u>TOTAL</u>	1,553,939	85	5	29	2	63	4	68	4	122	8
<u>BOMBER - TOTAL</u>	241,594	5	2	4	2	17	7	4	2	10	4
<u>Jet - Total</u>	214,146	3	1	3	1	9	4	3	1	8	4
B-47	68,880	2	3	2	3	7	10	2	3	3	4
B-52	109,509	-	-	-	-	-	-	-	-	-	-
B-57	21,817	1	5	1	5	2	9	1	5	5	23
B-58	4,312	-	-	-	-	-	-	-	-	-	-
B-66	9,628	-	-	-	-	-	-	-	-	-	-
<u>Reciprocating - Total</u>	27,448	2	7	1	4	8	29	1	4	2	7
B-26	3,067	1	32	-	-	-	-	-	-	1	32
B-50	24,361	1	4	1	4	8	33	1	4	1	4

Downgraded at 3-Year Intervals:
Declassified After 12 Years
DOD Dir 5200.10

TABLE II - USAF AIRCRAFT ACCIDENTS (MAJOR AND FATAL), FATALITIES, AND AIRCRAFT DAMAGED, BY TYPE AND MODEL AIRCRAFT, WORLD-WIDE, BY QUARTER - FY 1963 (CONTINUED)

TYPE AND MODEL	FLYING HOURS	MAJOR ACCIDENTS		FATAL ACCIDENTS		FATALITIES		AIRCRAFT DESTROYED		ALL ACCIDENTS	
		Number	Rate	Number	Rate	Number	Rate	Number	Rate	Number	Rate
SECOND QUARTER (Continued)											
CARGO - TOTAL	620,861	13	2	6	1	23	4	8	1	26	4
Jet - Total	73,603	2	3	2	3	12	16	2	3	5	7
C-135	71,494	1	1	1	1	7	10	1	1	4	6
C-137	691	-	-	-	-	-	-	-	-	-	-
C-140	1,418	1	71	1	71	5	353	1	71	1	71
Turboprop - Total	66,614	1	2	1	2	5	8	1	2	4	6
C-130	51,742	1	2	1	2	5	10	1	2	3	6
C-133	14,872	-	-	-	-	-	-	-	-	1	7
Reciprocating - Total	480,644	10	2	3	1	6	1	5	1	17	3
C-46	1,397	-	-	-	-	-	-	-	-	-	-
C-47/53(C-117)	103,428	2	2	1	1	2	2	2	2	3	3
C-54	47,084	1	2	-	-	-	-	-	-	1	2
C-97	54,729	1	2	1	2	1	2	1	2	3	5
C-118	40,893	-	-	-	-	-	-	-	-	1	2
C-119	44,214	1	2	-	-	-	-	-	-	2	5
C-121	41,373	2	2	1	2	3	7	2	2	2	2
C-123	31,119	3	10	-	-	-	-	-	-	3	10
C-124	98,709	-	-	-	-	-	-	-	-	2	2
C-131	17,698	-	-	-	-	-	-	-	-	-	-
FIGHTER - TOTAL	248,738	51	20	12	5	13	5	39	15	65	26
F-80	308	-	-	-	-	-	-	-	-	-	-
F-84F	19,613	7	36	1	5	1	5	4	20	9	46
F-86D/L	5,212	-	-	-	-	-	-	-	-	-	-
F-86H	5,800	1	17	1	17	1	17	1	17	1	17
F-86(Other)	993	-	-	-	-	-	-	-	-	-	-
F-89	10,196	1	10	-	-	-	-	1	10	1	10
F-100	73,376	10	12	4	5	4	5	11	14	14	18
F-101	39,610	11	28	2	5	2	5	5	13	13	33
F-102	52,352	11	21	2	4	2	4	11	21	14	27
F-104	6,977	4	57	1	14	1	14	2	29	6	86
F-105	15,014	4	27	-	-	-	-	2	13	4	27
F-106	19,287	2	10	1	5	2	10	2	10	3	16
TRAINER - TOTAL	369,478	11	3	6	2	8	2	13	4	15	4
Jet - Total	313,040	10	3	6	2	8	2	12	4	14	4
T-33	220,385	6	3	4	2	7	3	6	3	10	5
T-37	67,952	4	6	2	3	2	3	6	9	4	6
T-38	13,482	-	-	-	-	-	-	-	-	-	-
T-39	11,221	-	-	-	-	-	-	-	-	-	-
Reciprocating - Total	56,438	1	2	-	-	-	-	1	2	1	2
T-28	8,099	1	12	-	-	-	-	1	12	1	12
T-29	48,339	-	-	-	-	-	-	-	-	-	-
UTILITY - TOTAL	49,582	4	8	1	2	2	4	3	6	5	10
U-3	29,609	1	3	1	3	2	7	1	3	2	7
U-4	2,241	-	-	-	-	-	-	-	-	-	-
U-6	6,678	2	30	-	-	-	-	1	15	2	30
U-10	2,150	-	-	-	-	-	-	-	-	-	-
U-16	8,904	1	11	-	-	-	-	1	11	1	11

Downgraded at 3-Year Intervals:
Declassified After 12 Years
DOD DIR 5200.10

TABLE 11 - USAF AIRCRAFT ACCIDENTS (MAJOR AND FATAL), FATALITIES, AND AIRCRAFT DAMAGED, BY TYPE AND MODEL AIRCRAFT, WORLD-WIDE, BY QUARTER - FY 1963 (CONTINUED)

TYPE AND MODEL	FLYING HOURS	MAJOR ACCIDENTS		FATAL ACCIDENTS		FATALITIES		AIRCRAFT DESTROYED		ALL ACCIDENTS	
		Number	Rate	Number	Rate	Number	Rate	Number	Rate	Number	Rate
SECOND QUARTER (Continued)											
<u>HELICOPTER - TOTAL</u>	23,686	1	4	-	-	-	-	1	4	1	4
<u>Turborotor - Total</u>	7,317	-	-	-	-	-	-	-	-	-	-
H-1	124	-	-	-	-	-	-	-	-	-	-
H-3	443	-	-	-	-	-	-	-	-	-	-
H-43B	6,750	-	-	-	-	-	-	-	-	-	-
<u>Reciprocating - Total</u>	16,369	1	6	-	-	-	-	1	6	1	6
H-13	246	-	-	-	-	-	-	-	-	-	-
H-19	10,604	-	-	-	-	-	-	-	-	-	-
H-21	5,263	1	19	-	-	-	-	1	19	1	19
H-23	130	-	-	-	-	-	-	-	-	-	-
H-43A	126	-	-	-	-	-	-	-	-	-	-
THIRD QUARTER (1 Jan 1963 through 31 Mar 1963)											
<u>TOTAL</u>	1,596,482	78	5	28	2	53	3	66	4	117	7
<u>BOMBER - TOTAL</u>	252,433	8	3	7	2	17	6	7	2	19	6
<u>Jet - Total</u>	229,927	8	3	7	2	17	6	7	2	19	6
B-47	91,841	4	4	4	4	7	8	4	4	8	7
B-52	100,441	2	2	2	2	9	9	2	2	8	5
B-57	21,925	1	5	-	-	-	-	-	-	1	5
B-58	6,215	-	-	-	-	-	-	-	-	1	-
B-66	9,505	1	-	1	-	1	-	1	-	3	21
<u>Reciprocating - Total</u>	22,506	-	-	-	-	-	-	-	-	-	-
B-26	3,644	-	-	-	-	-	-	-	-	-	-
B-50	18,862	-	-	-	-	-	-	-	-	-	-
<u>CARGO - TOTAL</u>	621,001	9	1	3	a/	10	2	6	1	16	2
<u>Jet - Total</u>	82,982	1	1	1	1	9	11	1	1	1	1
C-135	80,919	1	1	1	1	9	11	1	1	1	1
C-137	527	-	-	-	-	-	-	-	-	-	-
C-140	1,536	-	-	-	-	-	-	-	-	-	-
<u>Turboprop - Total</u>	68,086	-	-	-	-	-	-	-	-	1	1
C-130	52,599	-	-	-	-	-	-	-	-	1	2
C-133	15,487	-	-	-	-	-	-	-	-	-	-
<u>Reciprocating - Total</u>	469,933	8	1	2	a/	1	a/	5	1	14	3
C-46	1,407	-	-	-	-	-	-	-	-	-	-
C-47/53(C-117)	96,397	3	3	-	-	-	-	2	2	5	5
C-54	45,232	-	-	-	-	-	-	-	-	1	2
C-97	66,435	1	2	-	-	-	-	1	2	3	3
C-118	39,407	-	-	-	-	-	-	-	-	-	-
C-119	34,176	1	3	-	-	-	-	1	3	2	6
C-121	43,117	1	2	-	-	-	-	-	-	1	2
C-123	29,806	1	-	1	-	-	-	-	-	1	-
C-124	96,094	-	-	-	-	-	-	-	-	-	-
C-131	17,862	1	6	1	6	1	6	1	6	1	6

DOWNGRADED AT 12 YEAR INTERVALS;
NOT AUTOMATICALLY DECLASSIFIED
DOD DIR. 5200.10

TABLE II - USAF AIRCRAFT ACCIDENTS (MAJOR AND FATAL), FATALITIES, AND AIRCRAFT DAMAGED, BY TYPE AND MODEL AIRCRAFT, WORLD-WIDE, BY QUARTER - FY 1963 (CONTINUED)

TYPE AND MODEL	FLYING HOURS	MAJOR ACCIDENTS		FATAL ACCIDENTS		FATALITIES		AIRCRAFT DESTROYED		ALL ACCIDENTS	
		Number	Rate	Number	Rate	Number	Rate	Number	Rate	Number	Rate
THIRD QUARTER (Continued)											
FIGHTER - TOTAL	267,387	46	17	15	6	16	6	43	15	61	22
F-4	220	-	-	-	-	-	-	-	-	-	-
F-80	320	-	-	-	-	-	-	-	-	-	-
F-84F	20,765	8	39	2	10	2	10	8	39	8	39
F-86D/L	6,216	-	-	-	-	-	-	-	-	-	-
F-86H	6,049	-	-	-	-	-	-	-	-	-	-
F-86(Other)	1,558	-	-	-	-	-	-	-	-	1	64
F-89	10,925	-	-	-	-	-	-	-	-	1	9
F-100	78,279	15	19	8	10	9	11	16	20	20	24
F-101	43,212	5	12	1	2	1	2	3	7	7	14
F-102	53,904	6	11	2	4	2	4	6	11	6	11
F-104	6,913	3	43	-	-	-	-	1	14	6	87
F-105	20,588	5	24	1	5	1	5	4	19	7	34
F-106	18,438	4	16	1	5	1	5	5	16	5	22
TRAINER - TOTAL	379,627	8	2	2	1	4	1	7	2	13	3
Jet - Total	320,167	8	2	2	1	4	1	7	2	13	3
T-33	213,796	6	3	1	1	2	1	6	3	10	5
T-37	75,213	-	-	-	-	-	-	-	-	1	1
T-38	17,710	1	6	1	6	2	11	1	6	1	6
T-39	13,448	1	-	-	-	-	-	-	-	1	-
Reciprocating - Total	59,460	-	-	-	-	-	-	-	-	-	-
T-28	9,922	-	-	-	-	-	-	-	-	-	-
T-29	49,538	-	-	-	-	-	-	-	-	-	-
UTILITY - TOTAL	49,929	3	6	-	-	-	-	1	2	4	8
O-1E	280	2	714	-	-	-	-	-	-	2	714
U-3	29,099	1	3	-	-	-	-	1	3	2	7
U-4	2,169	-	-	-	-	-	-	-	-	-	-
U-6	7,199	-	-	-	-	-	-	-	-	-	-
U-10	2,474	-	-	-	-	-	-	-	-	-	-
U-16	8,708	-	-	-	-	-	-	-	-	-	-
HELICOPTER - TOTAL	26,105	4	15	1	4	5	19	2	8	4	15
Turborotor - Total	9,565	2	21	-	-	-	-	-	-	2	21
H-1	75	-	-	-	-	-	-	-	-	-	-
H-3	643	-	-	-	-	-	-	-	-	-	-
H-43B	8,807	2	23	-	-	-	-	-	-	2	23
H-47	40	-	-	-	-	-	-	-	-	-	-
Reciprocating - Total	16,540	2	12	1	6	5	30	2	12	2	12
H-13	247	-	-	-	-	-	-	-	-	-	-
H-19	11,324	1	9	1	9	5	44	1	9	1	9
H-21	4,966	1	20	-	-	-	-	1	20	1	20
H-43A	3	-	-	-	-	-	-	-	-	-	-
NON-USAF - TOTAL	-	-	-	-	-	1	-	-	-	-	-
DC-7B	-	-	-	-	-	1	-	-	-	-	-

Downgraded at 3-Year Intervals:
Declassified After 12 Years
DOD Dir 5200.10

TABLE II - USAF AIRCRAFT ACCIDENTS (MAJOR AND FATAL), FATALITIES, AND AIRCRAFT DAMAGED, BY TYPE AND MODEL AIRCRAFT, WORLD-WIDE, BY QUARTER - FY 1963 (CONTINUED)

TYPE AND MODEL	FLYING HOURS	MAJOR ACCIDENTS		FATAL ACCIDENTS		FATALITIES		AIRCRAFT DESTROYED		ALL ACCIDENTS	
		Number	Rate	Number	Rate	Number	Rate	Number	Rate	Number	Rate
FOURTH QUARTER (1 Apr 63 through 30 Jun 1963)											
<u>TOTAL</u>	<u>1,676,959</u>	<u>81</u>	<u>4</u>	<u>34</u>	<u>2</u>	<u>65</u>	<u>4</u>	<u>60</u>	<u>4</u>	<u>123</u>	<u>6</u>
<u>BOMBER - TOTAL</u>	<u>241,043</u>	<u>5</u>	<u>2</u>	<u>4</u>	<u>2</u>	<u>8</u>	<u>3</u>	<u>4</u>	<u>2</u>	<u>13</u>	<u>4</u>
<u>Jet - Total</u>	<u>216,566</u>	<u>4</u>	<u>2</u>	<u>4</u>	<u>2</u>	<u>8</u>	<u>4</u>	<u>4</u>	<u>2</u>	<u>11</u>	<u>4</u>
B-47	78,249	1	1	1	1	3	4	1	1	2	3
B-52	99,862	-	-	-	-	-	-	-	-	4	2
B-57	21,576	3	14	3	14	5	23	3	14	4	14
B-58	6,451	-	-	-	-	-	-	-	-	1	16
B-66	10,428	-	-	-	-	-	-	-	-	-	-
<u>Reciprocating - Total</u>	<u>24,477</u>	<u>1</u>	<u>4</u>	-	-	-	-	-	-	<u>2</u>	<u>4</u>
B-26	4,568	1	22	-	-	-	-	-	-	2	22
B-50	19,909	-	-	-	-	-	-	-	-	-	-
<u>CARGO - TOTAL</u>	<u>653,758</u>	<u>11</u>	<u>1</u>	<u>4</u>	<u>1</u>	<u>25</u>	<u>4</u>	<u>7</u>	<u>1</u>	<u>19</u>	<u>1</u>
<u>Jet - Total</u>	<u>84,966</u>	<u>1</u>	<u>1</u>	<u>1</u>	<u>1</u>	<u>1</u>	<u>1</u>	<u>1</u>	<u>1</u>	<u>2</u>	<u>1</u>
C-135	82,459	1	1	1	1	1	1	1	1	2	1
C-137	705	-	-	-	-	-	-	-	-	-	-
C-140	1,802	-	-	-	-	-	-	-	-	-	-
<u>Turboprop - Total</u>	<u>78,597</u>	<u>2</u>	<u>1</u>	<u>1</u>	<u>1</u>	<u>2</u>	<u>11</u>	<u>1</u>	<u>1</u>	<u>3</u>	<u>3</u>
C-130	61,465	1	-	-	-	-	-	-	-	2	2
C-133	17,132	1	6	1	6	9	53	1	6	1	6
<u>Reciprocating - Total</u>	<u>490,195</u>	<u>8</u>	<u>1</u>	<u>2</u>	<u>2</u>	<u>15</u>	<u>3</u>	<u>2</u>	<u>1</u>	<u>14</u>	<u>1</u>
C-46	1,643	-	-	-	-	-	-	-	-	-	-
C-47/53(C-117)	100,229	2	2	1	1	9	9	2	2	4	2
C-54	47,305	-	-	-	-	-	-	-	-	-	-
C-97	63,390	-	-	-	-	-	-	-	-	-	-
C-118	43,175	1	-	-	-	-	-	-	-	1	-
C-119	41,143	2	5	-	-	-	-	2	5	2	5
C-121	41,606	-	-	-	-	-	-	-	-	-	-
C-123	30,830	2	3	1	3	6	19	1	3	3	6
C-124	102,078	1	-	-	-	-	-	-	-	3	-
C-131	18,796	-	-	-	-	-	-	-	-	1	-
<u>FIGHTER - TOTAL</u>	<u>302,141</u>	<u>48</u>	<u>15</u>	<u>23</u>	<u>8</u>	<u>26</u>	<u>9</u>	<u>37</u>	<u>12</u>	<u>60</u>	<u>19</u>
A-1E	45	-	-	-	-	-	-	-	-	-	-
F-4	1,323	-	-	-	-	-	-	-	-	-	-
F-80	273	-	-	-	-	-	-	-	-	-	-
F-84F	29,032	5	17	3	10	3	10	5	17	5	17
F-86D/L	6,554	-	-	-	-	-	-	-	-	-	-
F-86H	7,572	-	-	-	-	-	-	-	-	-	-
F-86(Other)	1,631	-	-	-	-	-	-	-	-	-	-
F-89	13,159	-	-	-	-	-	-	-	-	-	-
F-100	85,828	18	20	9	10	11	13	11	13	23	24
F-101	45,381	5	11	3	7	4	9	3	7	9	20
F-102	55,581	6	9	3	5	3	5	5	9	6	9
F-104	8,543	4	47	1	12	1	12	4	47	4	47
F-105	28,727	7	24	3	10	3	10	7	24	9	31
F-106	18,492	3	16	1	5	1	5	2	11	4	22

Downgraded at 3-Year Intervals:
Declassified After 12 Years
DOD Dir 5200.10

TABLE II - USAF AIRCRAFT ACCIDENTS (MAJOR AND FATAL), FATALITIES, AND AIRCRAFT DAMAGED, BY TYPE AND MODEL AIRCRAFT, WORLD-WIDE, BY QUARTER - FY 1963 (CONTINUED)

TYPE AND MODEL	FLYING HOURS	MAJOR ACCIDENTS		FATAL ACCIDENTS		FATALITIES		AIRCRAFT DESTROYED		ALL ACCIDENTS	
		Number	Rate	Number	Rate	Number	Rate	Number	Rate	Number	Rate
FOURTH QUARTER (Continued)											
<u>TRAINER - TOTAL</u>	395,915	11	3	3	1	5	1	10	3	17	4
<u>Jet - Total</u>	334,920	9	3	3	1	5	1	9	3	12	3
T-33	210,877	6	3	2	1	4	2	7	3	9	4
T-37	81,531	2	2	1	1	1	1	2	2	2	2
T-38	23,666	-	-	-	-	-	-	-	-	-	-
T-39	18,846	1	5	-	-	-	-	-	-	1	5
<u>Reciprocating - Total</u>	60,995	2	3	-	-	-	-	1	2	5	8
T-28	12,577	2	16	-	-	-	-	1	8	5	40
T-29	48,418	-	-	-	-	-	-	-	-	-	-
<u>UTILITY - TOTAL</u>	56,460	4	5	-	-	-	-	1	-	7	11
O-1D	8	-	-	-	-	-	-	-	-	-	-
O-1E	700	1	143	-	-	-	-	-	-	2	286
U-3	32,662	1	3	-	-	-	-	-	-	1	3
U-4	2,289	-	-	-	-	-	-	-	-	-	-
U-6	9,098	-	-	-	-	-	-	-	-	1	11
U-10	2,432	1	41	-	-	-	-	-	-	2	82
U-16	9,271	1	-	-	-	-	-	1	-	1	-
<u>HELICOPTER - TOTAL</u>	27,642	2	7	-	-	-	-	1	4	7	22
<u>Turborotor - Total</u>	10,835	-	-	-	-	-	-	-	-	1	9
H-1	14	-	-	-	-	-	-	-	-	-	-
H-3	536	-	-	-	-	-	-	-	-	-	-
H-43B	10,197	-	-	-	-	-	-	-	-	1	10
H-47	88	-	-	-	-	-	-	-	-	-	-
<u>Reciprocating - Total</u>	16,807	2	12	-	-	-	-	1	6	6	30
H-13	224	-	-	-	-	-	-	-	-	-	-
H-19	11,682	-	-	-	-	-	-	-	-	2	9
H-21	4,810	2	42	-	-	-	-	1	21	4	83
H-34	91	-	-	-	-	-	-	-	-	-	-
<u>NON-USAF - TOTAL</u>	-	-	-	-	-	1	-	-	-	-	-
Navion	-	-	-	-	-	1	-	-	-	-	-

a/ Rate less than .5

Source: Records and Statistics Group, Directorate of Aerospace Safety, Deputy, The Inspector General.

Downgraded at 3-Year Intervals:
Declassified After 12 Years
DOD Dir 5200.10

[REDACTED]

**TABLE 12 - USAF BAILMENT AND LOAN AIRCRAFT ACCIDENTS BY TYPE AND MODEL AIRCRAFT,
WORLD-WIDE, BY QUARTER - FY 1963**

(Accidents in aircraft on bailment contract or on loan are included in the total number of accidents. However, accidents in these aircraft have not been included in rate computations since their flying time is not available)

TYPE AND MODEL	MAJOR ACCIDENTS	FATAL ACCIDENTS	FATALITIES	AIRCRAFT DESTROYED	ALL ACCIDENTS
<u>FY 1963 - TOTAL</u>	4	1	1	4	7
<u>FIRST QUARTER - TOTAL</u>	-	-	-	-	1
T-33	-	-	-	-	1
<u>SECOND QUARTER - TOTAL</u>	2	-	-	2	2
C-121	1	-	-	1	1
F-100	1	-	-	1	1
<u>THIRD QUARTER - TOTAL</u>	1	1	1	1	3
B-52	-	-	-	-	1
B-66	1	1	1	1	1
F-100	-	-	-	-	1
<u>FOURTH QUARTER - TOTAL</u>	1	-	-	1	1
U-16	1	-	-	1	1

Source: Records and Statistics Group, Directorate of Aerospace Safety, Deputy, The Inspector General.

[REDACTED]

Downgraded at 3-Year Intervals:
Declassified After 12 Years
DOD Dir 5200.10

TABLE 13 - USAF NON-FLIGHT AIRCRAFT ACCIDENTS BY TYPE AND MODEL AIRCRAFT,
WORLD-WIDE, BY QUARTER - FY 1963

(Table below is a new table. Non-flight accidents are included in the total number of accidents. Beginning, 1 January 1963, non-flight accidents are not included in rate computations.)

TYPE AND MODEL	MAJOR ACCIDENTS	FATAL ACCIDENTS	FATALITIES	AIRCRAFT DESTROYED	ALL ACCIDENTS
<u>FY 1963 - TOTAL</u>	9	1	1	2	27
<u>FIRST QUARTER - TOTAL</u>	-	-	-	-	-
<u>SECOND QUARTER - TOTAL</u>	-	-	-	-	-
<u>THIRD QUARTER - TOTAL</u>	3	1	1	2	8
B-52	-	-	-	-	2
B-58	-	-	-	-	1
C-97	-	-	-	-	1
C-123	1	1	-	-	1
F-101	-	-	-	-	1
F-106	1	-	-	2	1
T-39	1	-	-	-	1
Non-USAF (DC-7B)	-	-	1	-	-
<u>FOURTH QUARTER - TOTAL</u>	6	-	-	-	19
B-26	-	-	-	-	1
B-52	-	-	-	-	2
B-57	-	-	-	-	1
C-47	-	-	-	-	2
C-118	1	-	-	-	1
C-123	1	-	-	-	1
C-124	1	-	-	-	3
C-130	1	-	-	-	1
C-131	-	-	-	-	1
C-135	-	-	-	-	1
F-100	1	-	-	-	2
F-102	1	-	-	-	1
T-33	-	-	-	-	1
H-19	-	-	-	-	1

Source: Records and Statistics Group, Directorate of Aerospace Safety, Deputy, The Inspector General

Downgraded at 3-Year Intervals:
Declassified After 12 Years
DOD Dir 5200.10

TABLE 14 - MAJOR AIRCRAFT ACCIDENTS BY TYPE AND MODEL AIRCRAFT, BY CAUSE FACTORS, WORLD-WIDE, BY QUARTER - FY 1963

(Includes United States Air Force, Air National Guard, Air Force Reserve, Military Air Transport Service Navy Units, and Civil Air Patrol Aircraft in the United States Air Force Inventory)

TYPE AND MODEL	TOTAL MAJOR ACCIDENTS	CAUSE FACTORS a/											
		Pilot Error		Super-visor Personnel		Mainte-nance Personnel		Materiel Failure		Airbase and Airways		Other b/	
		Pri-mary	All	Pri-mary	All	Pri-mary	All	Pri-mary	All	Pri-mary	All	Pri-mary	All
TOTAL - FY 1963	343	99	147	16	61	24	44	134	196	-	15	70	148
FIRST QUARTER (1 Jul 1962 through 30 Sep 1962)													
TOTAL	99	33	48	5	20	5	12	39	59	-	4	17	39
BOMBER - TOTAL	14	7	11	-	5	1	2	4	7	-	1	2	8
Jet - Total	12	6	9	-	4	-	1	4	6	-	1	2	7
B-47	7	3	5	-	3	-	-	3	4	-	1	1	5
B-52	1	-	-	-	-	-	-	-	-	-	-	1	1
B-57	3	3	4	-	1	-	1	1	1	-	-	-	1
B-58	1	-	-	-	-	-	-	1	1	-	-	-	1
Reciprocating - Total	2	1	2	-	1	1	1	-	1	-	-	-	1
B-26	2	1	2	-	1	1	1	-	1	-	-	-	1
CARGO - TOTAL	6	3	3	1	2	-	-	1	3	-	-	1	3
Jet - Total	2	1	1	-	1	-	-	-	1	-	-	1	2
C-135	2	1	1	-	1	-	-	-	1	-	-	1	2
Turboprop - Total	1	-	-	-	-	-	-	1	1	-	-	-	-
C-130	1	-	-	-	-	-	-	1	1	-	-	-	-
Reciprocating - Total	3	2	2	1	1	-	-	-	1	-	-	-	1
C-46	1	-	-	1	1	-	-	-	-	-	-	-	-
C-119	1	1	1	-	-	-	-	-	1	-	-	-	1
C-123	1	1	1	-	-	-	-	-	-	-	-	-	1
FIGHTER (ALL JET) - TOTAL	54	13	15	2	6	4	8	27	35	-	3	8	16
F-84F	4	2	2	-	1	-	1	1	1	-	-	1	2
F-86D/L	3	-	1	1	1	-	-	2	2	-	-	-	2
F-86H	1	-	-	-	-	-	-	-	-	-	-	1	1
F-86(other)	1	1	1	-	-	-	-	-	1	-	-	-	-
F-100	24	5	6	1	1	1	1	13	14	-	-	4	6
F-101	7	2	2	-	2	1	2	2	2	-	1	2	2
F-102	7	1	1	-	1	1	2	5	7	-	1	-	-
F-104	3	1	1	-	1	-	1	2	3	-	1	-	3
F-105	4	1	1	-	-	1	1	2	5	-	-	-	3
TRAINER - TOTAL	18	8	14	1	3	-	-	5	11	-	-	4	8
Jet - Total	18	8	14	1	3	-	-	5	11	-	-	4	8
T-33	12	4	7	-	2	-	-	4	5	-	-	3	5
T-37	3	3	3	-	-	-	-	-	1	-	-	-	-
T-38	2	1	4	-	1	-	-	3	2	-	-	1	3
T-39	1	-	-	-	-	-	-	1	-	-	-	-	-
UTILITY - TOTAL	5	2	4	1	4	-	2	1	2	-	-	1	2
U-3	1	1	2	-	1	-	-	-	1	-	-	-	1
U-6	2	-	-	-	1	-	2	1	1	-	-	1	1
U-10	2	1	2	1	2	-	-	-	-	-	-	-	1
HELICOPTER - TOTAL	2	-	1	-	-	-	-	1	1	-	-	1	1
Reciprocating - Total	2	-	1	-	-	-	-	1	1	-	-	1	1
H-19	1	-	-	-	-	-	-	-	-	-	-	-	-
H-21	1	-	1	-	-	-	-	-	-	-	-	1	1

Downgraded at 3-Year Intervals:
Declassified After 12 Years
DOD Dir 5200.10

TABLE 14 - MAJOR AIRCRAFT ACCIDENTS BY TYPE AND MODEL AIRCRAFT, BY CAUSE FACTORS, WORLD-WIDE, BY QUARTER - FY 1963 (CONTINUED)

TYPE AND MODEL	TOTAL MAJOR ACCIDENTS	CAUSE FACTORS a/											
		Pilot Error		Super-visor Personnel		Mainte-nance Personnel		Materiel Failure		Airbase and Airways		Other b/	
		Pri-mary	All	Pri-mary	All	Pri-mary	All	Pri-mary	All	Pri-mary	All	Pri-mary	All
SECOND QUARTER (1 Oct 1962 through 31 Dec 1962)													
<u>TOTAL</u>	85	28	37	6	22	7	10	30	45	-	4	14	34
<u>BOMBER - TOTAL</u>	5	1	2	1	1	-	-	-	1	-	-	4	4
<u>Jet - Total</u>	3	-	-	-	1	-	-	-	-	-	-	3	3
B-47	2	-	-	-	1	-	-	-	-	-	-	2	2
B-57	1	-	-	-	-	-	-	-	-	-	-	1	1
<u>Reciprocating - Total</u>	2	1	2	-	-	-	-	-	1	-	-	1	1
B-26	1	-	-	-	-	-	-	-	-	-	-	1	1
B-50	1	1	2	-	-	-	-	-	1	-	-	-	-
<u>CARGO - TOTAL</u>	13	5	7	3	6	2	2	2	5	-	1	1	8
<u>Jet - Total</u>	2	1	1	1	3	-	-	-	1	-	-	-	-
C-135	1	1	1	-	1	-	-	-	-	-	-	-	-
C-140	1	-	-	1	2	-	-	-	1	-	-	-	-
<u>Turboprop - Total</u>	1	-	-	-	-	-	-	1	1	-	-	-	-
C-130	1	-	-	-	-	-	-	1	1	-	-	-	-
<u>Reciprocating - Total</u>	10	4	6	2	3	2	2	1	3	-	1	1	8
C-47/53(C117)	2	1	1	-	1	1	1	-	-	-	-	-	2
C-54	1	1	2	-	-	-	-	-	1	-	1	-	2
C-97	1	-	-	-	-	-	-	1	1	-	-	-	2
C-119	1	-	-	-	-	-	-	-	-	-	-	1	2
C-121	2	1	1	-	1	1	1	-	-	-	-	-	2
C-123	3	1	2	2	2	-	-	-	1	-	-	-	-
<u>FIGHTER (ALL JET) - TOTAL</u>	51	14	18	2	9	3	5	25	36	-	3	7	15
F-84F	7	3	3	-	2	1	1	3	3	-	-	1	1
F-86H	1	-	-	-	-	-	-	1	1	-	-	-	1
F-89	1	-	-	-	-	-	-	-	-	-	-	1	1
F-100	10	2	2	-	-	1	2	7	7	-	-	-	1
F-101	11	6	9	1	4	-	-	3	12	-	1	1	3
F-102	11	2	3	1	3	-	-	4	5	-	1	4	6
F-104	4	-	-	-	-	-	-	4	4	-	1	-	1
F-105	4	1	1	-	-	1	2	2	3	-	-	-	2
F-106	2	-	-	-	-	-	-	1	1	-	-	1	1
<u>TRAINER - TOTAL</u>	11	6	8	1	3	1	2	1	1	-	-	2	6
<u>Jet - Total</u>	10	5	7	1	2	1	2	1	1	-	-	2	5
T-33	6	2	4	1	1	1	2	1	1	-	-	1	3
T-37	4	3	3	-	2	-	-	-	-	-	-	1	3
<u>Reciprocating - Total</u>	1	1	1	-	-	-	-	-	-	-	-	-	-
T-28	1	1	1	-	-	-	-	-	-	-	-	-	-
<u>UTILITY - TOTAL</u>	4	2	2	-	3	1	1	1	1	-	-	-	1
U-3	1	1	1	-	1	-	-	-	-	-	-	-	-
U-6	2	1	1	-	1	1	1	-	-	-	-	-	1
U-16	1	-	-	-	1	-	-	1	1	-	-	-	-
<u>HELICOPTER - TOTAL</u>	1	-	-	-	-	-	-	1	1	-	-	-	-
<u>Reciprocating - Total</u>	1	-	-	-	-	-	-	1	1	-	-	-	-
H-21	1	-	-	-	-	-	-	1	1	-	-	-	-

Downgraded at 3-Year Intervals:
Declassified After 12 Years
DOD Dir 5200.10

TABLE 14 - MAJOR AIRCRAFT ACCIDENTS BY TYPE AND MODEL AIRCRAFT, BY CAUSE FACTORS, WORLD-WIDE, BY QUARTER - FY 1963 (CONTINUED)

TYPE AND MODEL	TOTAL MAJOR ACCIDENTS	CAUSE FACTORS a/											
		Pilot Error		Super-visor Personnel		Mainte-nance Personnel		Materiel Failure		Airbase and Airways		Other b/	
		Pri-mary	All	Pri-mary	All	Pri-mary	All	Pri-mary	All	Pri-mary	All	Pri-mary	All
THIRD QUARTER (1 Jan 1963 through 31 Mar 1963)													
<u>TOTAL</u>	78	2	24	5	12	7	12	36	53	-	2	21	37
<u>BOMBER - TOTAL</u>	8	1	3	1	1	-	-	6	8	-	-	-	7
<u>Jet - Total</u>	8	1	3	1	1	-	-	6	8	-	-	-	7
B-47	4	1	3	1	1	-	-	2	3	-	-	-	3
B-52	2	-	-	-	-	-	-	2	2	-	-	-	2
B-57	1	-	-	-	-	-	-	1	2	-	-	-	1
B-66	1	-	-	-	-	-	-	1	1	-	-	-	1
<u>CARGO - TOTAL</u>	2	2	7	1	3	1	2	2	6	-	-	3	2
<u>Jet - Total</u>	1	-	-	-	1	-	-	-	2	-	-	1	2
C-135	1	-	-	-	1	-	-	-	2	-	-	1	2
<u>Reciprocating - Total</u>	8	2	7	1	2	1	2	2	4	-	-	2	3
C-47/53(C-117)	3	2	5	-	-	-	-	1	2	-	-	-	1
C-97	1	-	-	-	-	1	1	-	-	-	-	-	-
C-119	1	-	1	1	2	-	-	-	-	-	-	-	-
C-121	1	-	-	-	-	-	-	1	1	-	-	-	-
C-123	1	-	-	-	-	-	-	-	-	-	-	1	1
C-131	1	-	1	-	-	-	1	-	1	-	-	1	1
<u>FIGHTER (ALL JET) - TOTAL</u>	46	4	8	1	4	5	2	21	28	-	-	15	18
F-84F	8	-	2	-	-	-	-	6	7	-	-	2	2
F-100	15	2	4	-	1	-	-	4	6	-	-	9	9
F-101	5	1	1	-	-	1	2	2	4	-	-	1	4
F-102	6	1	1	-	1	2	3	2	3	-	-	1	4
F-104	3	-	-	-	-	-	2	2	2	-	-	1	1
F-105	5	-	-	1	2	1	1	2	3	-	-	1	1
F-106	4	-	-	-	-	1	2	3	3	-	-	-	-
<u>TRAINER - TOTAL</u>	8	-	1	1	1	1	1	3	5	-	1	3	5
<u>Jet - Total</u>	8	-	1	1	1	1	1	3	5	-	1	3	5
T-33	6	-	1	1	1	1	1	3	5	-	1	3	5
T-38	1	-	-	-	-	-	-	-	-	-	-	1	1
T-39	1	-	-	-	-	-	-	-	-	-	-	1	1
<u>UTILITY - TOTAL</u>	3	1	3	1	2	-	-	1	1	-	-	-	1
O-1E	2	1	1	1	2	-	-	1	1	-	-	-	1
U-3	1	1	2	-	-	-	-	-	-	-	-	-	-
<u>HELICOPTER - TOTAL</u>	4	1	2	-	1	-	-	3	5	-	1	-	1
<u>Turborotor - Total</u>	2	1	2	-	-	-	-	1	3	-	1	-	1
H-43B	2	1	2	-	-	-	-	1	3	-	1	-	1
<u>Reciprocating - Total</u>	2	-	-	-	1	-	-	2	2	-	-	-	-
H-19	1	-	-	-	-	-	-	1	1	-	-	-	-
H-21	1	-	-	-	1	-	-	1	1	-	-	-	-

Downgraded at 3-Year Intervals:
Declassified After 12 Years
DOD Dir 5200.10

TABLE 14 - MAJOR AIRCRAFT ACCIDENTS BY TYPE AND MODEL AIRCRAFT, BY CAUSE FACTORS, WORLD-WIDE, BY QUARTER - FY 1963 (CONTINUED)

TYPE AND MODEL	TOTAL MAJOR ACCIDENTS	CAUSE FACTORS a/											
		Pilot Error		Super-visor Personnel		Mainte-nance Personnel		Materiel Failure		Airbase and Airways		Other b/	
		Pri-mary	All	Pri-mary	All	Pri-mary	All	Pri-mary	All	Pri-mary	All	Pri-mary	All
FOURTH QUARTER (1 Apr 1963 through 30 Jun 1963)													
<u>TOTAL</u>	81	29	38	-	7	5	10	29	39	-	5	18	38
<u>BOMBER - TOTAL</u>	5	3	3	-	1	1	1	-	-	-	-	1	4
<u>Jet - Total</u>	4	3	3	-	1	1	-	-	-	-	-	1	2
B-47	1	1	1	-	-	-	-	-	-	-	-	-	1
B-57	3	2	2	-	1	-	-	-	-	-	-	1	1
<u>Reciprocating - Total</u>	1	-	-	-	-	1	1	-	-	-	-	-	1
B-26	1	-	-	-	-	1	1	-	-	-	-	-	1
<u>CARGO - TOTAL</u>	11	4	6	-	2	1	3	3	5	-	2	3	8
<u>Jet - Total</u>	1	1	1	-	-	-	-	-	-	-	1	-	1
C-135	1	1	1	-	-	-	-	-	-	-	1	-	1
<u>Turboprop - Total</u>	2	-	-	-	-	1	2	-	-	-	-	1	1
C-130	1	-	-	-	-	1	1	-	-	-	-	-	1
C-133	1	-	-	-	-	-	-	-	-	-	-	1	1
<u>Reciprocating - Total</u>	8	3	5	-	2	-	1	3	5	-	1	2	7
C-47/53(C-117)	2	1	3	-	-	-	1	1	1	-	1	-	3
C-118	1	-	-	-	1	-	1	1	1	-	-	-	1
C-119	2	1	1	-	-	-	-	1	3	-	-	-	1
C-123	2	1	1	-	1	-	-	-	-	-	-	1	1
C-124	1	-	-	-	-	-	-	-	-	1	-	1	2
<u>FIGHTER (ALL JET) - TOTAL</u>	48	15	20	-	3	2	4	20	27	-	3	11	18
F-84F	5	2	2	-	2	-	-	3	3	-	-	-	-
F-100	18	9	12	-	3	-	-	5	9	-	2	4	9
F-101	5	1	1	-	-	1	2	1	1	-	-	2	3
F-102	6	1	1	-	-	1	2	3	5	-	-	1	1
F-104	4	1	1	-	-	-	-	3	3	-	1	-	4
F-105	7	1	3	-	-	-	-	3	4	-	-	3	4
F-106	3	-	-	-	-	-	-	2	2	-	-	1	1
<u>TRAINER - TOTAL</u>	11	5	7	-	1	1	2	4	4	-	-	1	5
<u>Jet - Total</u>	2	4	6	-	1	1	2	4	4	-	-	1	4
T-33	6	2	3	-	1	-	-	3	3	-	-	1	3
T-37	2	2	3	-	-	-	-	3	3	-	-	-	3
T-39	2	1	3	-	-	-	-	1	1	-	-	-	1
<u>Reciprocating - Total</u>	2	1	1	-	-	1	2	-	-	-	-	-	1
T-28	2	1	1	-	-	1	2	-	-	-	-	-	1
<u>UTILITY - TOTAL</u>	4	2	2	-	-	-	-	1	2	-	-	1	2
O-1E	1	1	1	-	-	-	-	-	1	-	-	1	1
U-3	1	-	-	-	-	-	-	-	-	-	-	1	1
U-10	1	1	1	-	-	-	-	-	-	-	-	-	1
U-16	1	-	-	-	-	-	-	1	1	-	-	-	-
<u>HELICOPTER - TOTAL</u>	2	-	-	-	-	-	-	1	1	-	-	1	1
<u>Reciprocating - Total</u>	2	-	-	-	-	-	-	1	1	-	-	1	1
H-21	2	-	-	-	-	-	-	1	1	-	-	1	1

a/ There is only one primary cause factor per accident. Since many accidents have multiple causes that total of "all" causes may exceed the total major accidents.
 b/ Includes other crew member errors, other personnel, miscellaneous unsafe conditions, weather, and undetermined.

Source: Records and Statistics Group, Directorate of Aerospace Safety, Deputy, The Inspector General.

Downgraded at 3-Year Intervals:
Declassified After 12 Years
DOD Dir 5200.10



TABLE 15 - MAJOR AIRCRAFT ACCIDENTS BY TYPE AND MODEL AIRCRAFT, BY CONDITIONS AFFECTING ACCIDENT, WORLD-WIDE, BY QUARTER - FY 1963

(Table below includes United States Air Force, Air National Guard, Air Force Reserves, Military Air Transport Service Navy Units, and Civil Air Patrol Aircraft in the United States Air Force Inventory)

TYPE AND MODEL	MAJOR ACCIDENTS	CONDITIONS AFFECTING ACCIDENTS a/						
		Fire Before Accident	Fire After Accident	Forced Landing	Fuel Exhaustion	Engine Stoppage	Ground Control Instrument Approach	Other
FY 1963 - TOTAL	343	36	190	22	7	97	15	38
FIRST QUARTER (1 Jul 1962 through 30 Sep 1962)								
TOTAL	99	15	57	2	-	29	5	17
BOMBER - TOTAL	14	2	10	-	-	4	1	2
Jet - Total	12	1	10	-	-	3	1	1
B-47	7	1	6	-	-	3	-	-
B-52	1	-	-	-	-	-	-	-
B-57	3	-	3	-	-	-	1	1
B-58	1	-	1	-	-	-	-	-
Reciprocating - Total	2	1	-	-	-	1	-	1
B-26	2	1	-	-	-	1	-	1
CARGO - TOTAL	6	-	3	-	-	1	1	1
Jet - Total	2	-	2	-	-	-	1	-
C-135	2	-	2	-	-	-	1	-
Turboprop - Total	1	-	-	-	-	-	-	-
C-130	1	-	-	-	-	-	-	-
Reciprocating - Total	3	-	1	-	-	1	-	1
C-46	1	-	-	-	-	-	-	-
C-119	1	-	-	-	-	1	-	1
C-123	1	-	1	-	-	-	-	-
FIGHTER - TOTAL	54	13	29	-	-	16	3	11
F-84F	4	-	3	-	-	1	-	1
F-86D/L	3	-	2	-	-	1	-	1
F-86H	1	-	1	-	-	-	1	1
F-86(Other)	1	1	-	-	-	1	-	-
F-100	24	7	13	-	-	5	2	3
F-101	7	1	2	-	-	1	-	-
F-102	7	1	4	-	-	4	-	1
F-104	3	1	2	-	-	2	-	2
F-105	4	2	2	-	-	1	-	2
TRAINER - TOTAL	18	-	14	-	-	6	-	3
Jet - Total	18	-	14	-	-	6	-	3
T-33	12	-	10	-	-	5	-	1
T-37	3	-	3	-	-	-	-	-
T-38	2	-	1	-	-	1	-	1
T-39	1	-	-	-	-	-	-	1
UTILITY - TOTAL	5	-	1	1	-	1	-	-
U-3	1	-	-	-	-	-	-	-
U-6	2	-	1	1	-	1	-	-
U-10	2	-	-	-	-	-	-	-
HELICOPTER - TOTAL	2	-	-	1	-	1	-	-
Reciprocating - Total	2	-	-	1	-	1	-	-
H-19	1	-	-	1	-	1	-	-
H-21	1	-	-	-	-	-	-	-



Downgraded at 3-Year Intervals:
 Declassified After 12 Years
 DOD Dir 5200.10

TABLE 15 - MAJOR AIRCRAFT ACCIDENTS BY TYPE AND MODEL AIRCRAFT, BY CONDITIONS AFFECTING ACCIDENTS, WORLD-WIDE, BY QUARTER - FY 1963 (CONTINUED)

TYPE AND MODEL	MAJOR ACCIDENTS	CONDITIONS AFFECTING ACCIDENTS a/						Other
		Fire Before Accident	Fire After Accident	Forced Landing	Full Exhaustion	Engine Stoppage	Ground Control Instrument Approach	
SECOND QUARTER (1 Oct 1962 through 31 Dec 1962)								
<u>TOTAL</u>	85	7	50	6	-	30	3	7
<u>BOMBER - TOTAL</u>	5	1	3	-	-	1	-	-
<u>Jet - Total</u>	3	-	3	-	-	-	-	-
B-47	2	-	2	-	-	-	-	-
B-57	1	-	-	-	-	-	-	-
<u>Reciprocating - Total</u>	2	1	1	-	-	1	-	-
B-26	1	1	-	-	-	-	-	-
B-50	1	-	1	-	-	1	-	-
<u>CARGO - TOTAL</u>	13	1	5	1	-	3	-	2
<u>Jet - Total</u>	2	-	2	-	-	-	-	1
C-135	1	-	1	-	-	-	-	-
C-140	1	-	1	-	-	-	-	1
<u>Turboprop - Total</u>	1	-	1	-	-	1	-	-
C-130	1	-	1	-	-	1	-	-
<u>Reciprocating - Total</u>	10	1	2	1	-	2	-	1
C-47/53(C-117)	2	-	-	1	-	1	-	-
C-54	1	-	-	-	-	-	-	-
C-97	1	1	-	-	-	-	-	-
C-119	1	-	-	-	-	-	-	-
C-121	2	-	2	-	-	-	-	-
C-123	3	-	-	-	-	1	-	1
<u>FIGHTER - TOTAL</u>	51	5	31	4	-	23	2	4
F-84F	7	-	4	1	-	2	-	1
F-86H	1	-	1	-	-	1	-	-
F-89	1	1	-	-	-	-	-	-
F-100	10	2	7	1	-	6	-	1
F-101	11	2	4	-	-	2	-	2
F-102	11	-	8	1	-	7	1	1
F-104	4	-	2	1	-	2	1	-
F-105	4	-	3	-	-	2	-	-
F-106	2	-	2	-	-	1	-	-
<u>TRAINER - TOTAL</u>	11	-	10	-	-	1	1	-
<u>Jet - Total</u>	10	-	10	-	-	1	1	-
T-33	6	-	6	-	-	1	1	-
T-37	4	-	4	-	-	-	-	-
<u>Reciprocating - Total</u>	1	-	-	-	-	-	-	-
T-28	1	-	-	-	-	-	-	-
<u>UTILITY - TOTAL</u>	4	-	-	1	-	1	-	1
U-3	1	-	-	-	-	-	-	1
U-6	2	-	-	-	-	-	-	-
U-16	1	-	-	1	-	1	-	-
<u>HELICOPTER - TOTAL</u>	1	-	1	-	-	1	-	-
<u>Reciprocating - Total</u>	1	-	1	-	-	1	-	-
H-21	1	-	1	-	-	1	-	-

TABLE 15 - MAJOR AIRCRAFT ACCIDENTS BY TYPE AND MODEL AIRCRAFT, BY CONDITIONS AFFECTING ACCIDENT, WORLD-WIDE, BY QUARTER - FY 1963 (CONTINUED)

TYPE AND MODEL	MAJOR ACCIDENTS	CONDITIONS EFFECTING ACCIDENTS <u>a/</u>						
		Fire Before Accident	Fire After Accident	Forced Landing	Full Exhaustion	Engine Stoppage	Ground Control Instrument Approach	Other
THIRD QUARTER (1 Jan 1963 through 31 Mar 1963)								
<u>TOTAL</u>	78	9	33	7	4	21	4	4
<u>BOMBER - TOTAL</u>	8	2	4	-	-	1	-	-
<u>Jet - Total</u>	8	2	4	-	-	1	-	-
B-47	4	1	2	-	-	1	-	-
B-52	2	-	2	-	-	-	-	-
B-57	1	-	-	-	-	-	-	-
B-66	1	1	-	-	-	-	-	-
<u>CARGO - TOTAL</u>	9	-	3	2	-	4	-	1
<u>Jet - Total</u>	1	-	1	-	-	1	-	-
C-135	1	-	1	-	-	1	-	-
<u>Reciprocating - Total</u>	8	-	2	2	-	3	-	1
C-47/53(C-117)	3	-	1	1	-	2	-	1
C-97	1	-	1	-	-	-	-	-
C-119	1	-	-	-	-	-	-	-
C-121	1	-	-	-	-	-	-	-
C-123	1	-	-	-	-	-	-	-
C-131	1	-	-	1	-	1	-	-
<u>FIGHTER - TOTAL</u>	46	6	21	2	2	11	3	3
F-84F	8	1	3	-	-	1	1	2
F-100	15	2	7	-	1	3	-	1
F-101	5	-	3	1	-	1	1	-
F-102	6	1	3	1	-	1	-	-
F-104	3	-	1	-	-	1	1	-
F-105	5	1	3	-	-	2	-	-
F-106	4	1	1	-	1	2	-	-
<u>TRAINER - TOTAL</u>	8	1	4	-	1	4	1	-
<u>Jet - Total</u>	7	1	4	-	1	4	1	-
T-33	6	-	3	-	1	4	1	-
T-38	1	-	1	-	-	-	-	-
T-39	1	1	-	-	-	-	-	-
<u>UTILITY - TOTAL</u>	3	-	-	1	1	-	-	-
O-1E	2	-	-	1	1	-	-	-
U-3	1	-	-	-	-	-	-	-
<u>HELICOPTER - TOTAL</u>	4	-	1	2	-	1	-	-
<u>Turborotor - Total</u>	2	-	-	2	-	1	-	-
H-43B	2	-	-	2	-	1	-	-
<u>Reciprocating - Total</u>	2	-	1	-	-	-	-	-
H-19	1	-	1	-	-	-	-	-
H-21	1	-	-	-	-	-	-	-

Downgraded at 3-Year Intervals:
Declassified After 12 Years
DOD Dir 5200.10

TABLE 15 - MAJOR AIRCRAFT ACCIDENTS BY TYPE AND MODEL AIRCRAFT, BY CONDITIONS AFFECTING ACCIDENT, WORLD-WIDE, BY QUARTER - FY 1963 (CONTINUED)

TYPE AND MODEL	MAJOR ACCIDENTS	CONDITIONS AFFECTING ACCIDENTS a/						
		Fire Before Accident	Fire After Accident	Forced Landing	Fuel Exhaustion	Engine Stoppage	Ground Control Instrument Approach	Other
FOURTH QUARTER (1 Apr 1963 through 30 Jun 1963)								
<u>TOTAL</u>	81	5	50	7	3	17	3	10
<u>BOMBER - TOTAL</u>	5	-	3	-	-	-	1	-
<u>Jet - Total</u>	4	-	3	-	-	-	1	-
B-47	1	-	-	-	-	-	-	-
B-57	3	-	3	-	-	-	1	-
<u>Reciprocating - Total</u>	1	-	-	-	-	-	-	-
B-26	1	-	-	-	-	-	-	-
<u>CARGO - TOTAL</u>	11	1	4	1	-	1	1	-
<u>Jet - Total</u>	1	-	1	1	-	-	1	-
C-135	1	-	1	-	-	-	1	-
<u>Turboprop - Total</u>	2	-	1	-	-	-	-	-
C-130	1	-	-	-	-	-	-	-
C-133	1	-	1	-	-	-	-	-
<u>Reciprocating - Total</u>	8	1	2	1	-	1	-	-
C-47/53(C-117)	2	-	1	-	-	-	-	-
C-118	1	-	-	-	-	-	-	-
C-119	2	1	-	1	-	1	-	-
C-123	2	-	1	-	-	-	-	-
C-124	1	-	-	-	-	-	-	-
<u>FIGHTER - TOTAL</u>	48	3	35	1	-	8	1	6
F-84F	5	-	4	-	-	1	-	1
F-100	18	2	13	1	-	1	1	2
F-101	5	-	2	-	-	-	-	1
F-102	6	1	5	-	-	2	-	-
F-104	4	-	4	-	-	2	-	-
F-105	7	-	6	-	-	1	-	1
F-106	3	-	1	-	-	1	-	1
<u>TRAINER - TOTAL</u>	11	1	7	2	3	6	-	2
<u>Jet - Total</u>	6	1	6	1	2	5	-	1
T-33	2	-	4	1	1	4	-	-
T-37	2	-	1	-	1	1	-	1
T-39	1	-	1	-	-	-	-	1
<u>Reciprocating - Total</u>	2	-	1	1	1	1	-	-
T-28	2	-	1	1	1	1	-	-
<u>UTILITY - TOTAL</u>	4	-	-	2	-	1	-	2
O-1E	1	-	-	-	-	-	-	1
U-3	1	-	-	1	-	-	-	-
U-10	1	-	-	-	-	-	-	-
U-16	1	-	-	1	-	1	-	1
<u>HELICOPTER - TOTAL</u>	2	-	1	1	-	1	-	-
<u>Reciprocating - Total</u>	2	-	1	1	-	1	-	-
H-21	2	-	1	1	-	1	-	-

a/ None, one, or more than one of these factors may be involved in any one aircraft accident.

Source: Records and Statistics Group, Directorate of Aerospace Safety, Deputy, The Inspector General.

Downgraded at 3-Year Intervals:
Declassified After 12 Years
DOD Dir 5200.10

TABLE 16 - MAJOR AIRCRAFT ACCIDENTS BY TYPE AND MODEL AIRCRAFT, BY PHASE OF OPERATION, WORLD-WIDE, BY QUARTER - FY 1963

(Includes United States Air Force, Air National Guard, Air Force Reserve, Military Air Transport Service Navy Units, and Civil Air Patrol Aircraft in the United States Air Force Inventory)

TYPE AND MODEL	MAJOR ACCIDENTS	TAXIING	TAKE-OFF	IN FLIGHT	LAND-ING	GO AROUND	MISCEL-LANEOUS	UNDE-TERMINED
<u>TOTAL - FY 1963</u>	<u>343</u>	<u>8</u>	<u>47</u>	<u>169</u>	<u>90</u>	<u>7</u>	<u>19</u>	<u>3</u>
FIRST QUARTER (1 Jul 1962 through 30 Sep 1962)								
<u>FIRST QUARTER - TOTAL</u>	<u>99</u>	<u>1</u>	<u>17</u>	<u>53</u>	<u>25</u>	-	<u>3</u>	-
<u>BOMBER - TOTAL</u>	<u>14</u>	-	<u>5</u>	<u>6</u>	<u>3</u>	-	-	-
<u>Jet - Total</u>	<u>12</u>	-	<u>5</u>	<u>5</u>	<u>2</u>	-	-	-
B-47	7	-	3	3	1	-	-	-
B-52	1	-	-	1	-	-	-	-
B-57	3	-	2	-	1	-	-	-
B-58	1	-	-	1	-	-	-	-
<u>Reciprocating - Total</u>	<u>2</u>	-	-	<u>1</u>	<u>1</u>	-	-	-
B-26	2	-	-	1	1	-	-	-
<u>CARGO - TOTAL</u>	<u>6</u>	-	<u>1</u>	<u>3</u>	<u>1</u>	-	<u>1</u>	-
<u>Jet - Total</u>	<u>2</u>	-	-	<u>1</u>	<u>1</u>	-	-	-
C-135	2	-	-	1	1	-	-	-
<u>Turboprop - Total</u>	<u>1</u>	-	-	-	-	-	<u>1</u>	-
C-130	1	-	-	-	-	-	1	-
<u>Reciprocating - Total</u>	<u>3</u>	-	<u>1</u>	<u>2</u>	-	-	-	-
C-46	1	-	-	1	-	-	-	-
C-119	1	-	1	-	-	-	-	-
C-123	1	-	-	1	-	-	-	-
<u>FIGHTER (ALL JET) - TOTAL</u>	<u>54</u>	<u>1</u>	<u>5</u>	<u>35</u>	<u>11</u>	-	<u>2</u>	-
F-84F	4	-	-	2	2	-	-	-
F-86D/L	3	-	1	1	1	-	-	-
F-86H	1	-	-	1	-	-	-	-
F-86(Other)	1	-	-	1	-	-	-	-
F-100	24	-	3	17	4	-	-	-
F-101	7	1	1	4	-	-	1	-
F-102	7	-	-	5	2	-	-	-
F-104	3	-	-	1	1	-	1	-
F-105	4	-	-	3	1	-	-	-
<u>TRAINER - TOTAL</u>	<u>18</u>	-	<u>3</u>	<u>7</u>	<u>8</u>	-	-	-
<u>Jet - Total</u>	<u>18</u>	-	<u>3</u>	<u>7</u>	<u>8</u>	-	-	-
T-33	12	-	2	5	5	-	-	-
T-37	3	-	1	1	1	-	-	-
T-38	2	-	-	1	1	-	-	-
T-39	1	-	-	-	1	-	-	-
<u>UTILITY - TOTAL</u>	<u>5</u>	-	<u>2</u>	<u>1</u>	<u>2</u>	-	-	-
U-3	1	-	-	1	1	-	-	-
U-6	2	-	-	1	1	-	-	-
U-10	2	-	2	-	-	-	-	-
<u>HELICOPTER - TOTAL</u>	<u>2</u>	-	<u>1</u>	<u>1</u>	-	-	-	-
<u>Reciprocating - Total</u>	<u>2</u>	-	<u>1</u>	<u>1</u>	-	-	-	-
H-19	1	-	1	1	-	-	-	-
H-21	1	-	-	1	-	-	-	-

TABLE 16 - MAJOR AIRCRAFT ACCIDENTS BY TYPE AND MODEL AIRCRAFT, BY PHASE OF OPERATION, WORLD-WIDE, BY QUARTER - FY 1963 (CONTINUED)

TYPE AND MODEL	MAJOR ACCIDENTS	TAXIING	TAKE-OFF	IN FLIGHT	LAND-ING	GO AROUND	MISCEL-LANEOUS	UNDE-TERMINED
SECOND QUARTER (1 Oct 1962 Through 31 Dec 1962)								
<u>TOTAL</u>	85	3	9	34	26	4	6	3
<u>BOMBER - TOTAL</u>	5	-	2	1	-	1	1	-
<u>Jet - Total</u>	3	-	2	1	-	-	-	-
B-47	2	-	2	-	-	-	-	-
B-57	1	-	-	1	-	-	-	-
<u>Reciprocating - Total</u>	2	-	-	-	-	1	1	-
B-26	1	-	-	-	-	-	1	-
B-50	1	-	-	-	-	1	-	-
<u>CARGO - TOTAL</u>	13	-	1	3	7	-	2	-
<u>Jet - Total</u>	2	-	1	2	2	-	-	-
C-135	1	-	-	-	1	-	-	-
C-140	1	-	-	-	1	-	-	-
<u>Turboprop - Total</u>	1	-	1	-	-	-	-	-
C-130	1	-	1	-	-	-	-	-
<u>Reciprocating - Total</u>	10	-	-	3	5	-	2	-
C-47/53(C-117)	2	-	-	2	-	-	-	-
C-54	1	-	-	-	1	-	-	-
C-97	1	-	-	1	-	-	-	-
C-119	1	-	-	-	-	-	1	-
C-121	2	-	-	-	1	-	1	-
C-123	3	-	-	-	3	-	-	-
<u>FIGHTER (ALL JET) - TOTAL</u>	51	3	5	23	14	2	3	1
F-84F	7	-	-	5	-	-	2	-
F-86H	1	-	-	-	1	-	-	-
F-89	1	-	-	-	-	1	-	-
F-100	10	-	1	8	1	-	-	-
F-101	11	3	1	4	3	-	-	-
F-102	11	-	1	5	3	1	-	1
F-104	4	-	1	-	3	-	-	-
F-105	4	-	-	1	2	-	1	-
F-106	2	-	1	-	1	-	-	-
<u>TRAINER - TOTAL</u>	11	-	-	5	4	-	-	2
<u>Jet - Total</u>	10	-	-	4	4	-	-	2
T-33	6	-	-	2	3	-	-	1
T-37	4	-	-	2	1	-	-	1
<u>Reciprocating - Total</u>	1	-	-	1	-	-	-	-
T-28	1	-	-	1	-	-	-	-
<u>UTILITY - TOTAL</u>	4	-	-	2	1	1	-	-
U-3	1	-	-	1	-	-	-	-
U-6	2	-	-	-	1	1	-	-
U-16	1	-	-	1	-	-	-	-
<u>HELICOPTER - TOTAL</u>	1	-	1	-	-	-	-	-
<u>Reciprocating - Total</u>	1	-	1	-	-	-	-	-
H-21	1	-	1	-	-	-	-	-

TABLE 16 - MAJOR AIRCRAFT ACCIDENTS BY TYPE AND MODEL AIRCRAFT, BY PHASE OF OPERATION, WORLD-WIDE, BY QUARTER - FY 1963 (CONTINUED)

TYPE AND MODEL	MAJOR ACCIDENTS	TAXILING	TAKE-OFF	FLIGHT	LAND-ING	GO AROUND	MISCEL-LANEOUS	UNDE-TERMINED
THIRD QUARTER (1 Jan 1963 through 31 Mar 1963)								
<u>TOTAL</u>	<u>78</u>	<u>4</u>	<u>9</u>	<u>42</u>	<u>18</u>	<u>2</u>	<u>3</u>	-
<u>BOMBER - TOTAL</u>	<u>8</u>	-	<u>2</u>	<u>3</u>	<u>2</u>	<u>1</u>	-	-
<u>Jet - Total</u>	<u>8</u>	-	<u>2</u>	<u>3</u>	<u>2</u>	<u>1</u>	-	-
B-47	4	-	2	1	-	1	-	-
B-52	2	-	-	2	-	-	-	-
B-57	1	-	-	-	1	-	-	-
B-66	1	-	-	-	1	-	-	-
<u>CARGO - TOTAL</u>	<u>9</u>	<u>2</u>	<u>3</u>	<u>1</u>	<u>2</u>	-	<u>1</u>	-
<u>Jet - Total</u>	<u>1</u>	-	<u>1</u>	-	-	-	-	-
C-135	1	-	1	-	-	-	-	-
<u>Reciprocating - Total</u>	<u>8</u>	<u>2</u>	<u>2</u>	<u>1</u>	<u>2</u>	-	<u>1</u>	-
C-47/53(C-117)	3	2	-	1	-	-	-	-
C-97	1	-	1	-	-	-	-	-
C-119	1	-	-	-	1	-	-	-
C-121	1	-	-	-	1	-	-	-
C-123	1	-	-	-	-	-	1	-
C-131	1	-	1	-	-	-	-	-
<u>FIGHTER (ALL JET) - TOTAL</u>	<u>46</u>	<u>2</u>	<u>4</u>	<u>30</u>	<u>8</u>	<u>1</u>	<u>1</u>	-
F-84F	8	-	1	5	1	1	-	-
F-100	15	-	1	13	1	-	-	-
F-101	5	1	-	2	2	-	-	-
F-102	6	-	1	4	1	-	-	-
F-104	3	-	1	-	2	-	-	-
F-105	5	1	-	4	-	-	-	-
F-106	4	-	-	2	1	-	1	-
<u>TRAINER - TOTAL</u>	<u>8</u>	-	-	<u>5</u>	<u>2</u>	-	<u>1</u>	-
<u>Jet - Total</u>	<u>8</u>	-	-	<u>5</u>	<u>2</u>	-	<u>1</u>	-
T-33	6	-	-	5	1	-	-	-
T-38	1	-	-	-	1	-	-	-
T-39	1	-	-	-	-	-	1	-
<u>UTILITY - TOTAL</u>	<u>3</u>	-	-	<u>1</u>	<u>2</u>	-	-	-
O-1E	2	-	-	-	2	-	-	-
U-3	1	-	-	1	-	-	-	-
<u>HELICOPTER - TOTAL</u>	<u>4</u>	-	-	<u>2</u>	<u>2</u>	-	-	-
<u>Turborotor - Total</u>	<u>2</u>	-	-	-	<u>2</u>	-	-	-
H-43B	2	-	-	-	2	-	-	-
<u>Reciprocating - Total</u>	<u>2</u>	-	-	<u>2</u>	-	-	-	-
H-19	1	-	-	1	-	-	-	-
H-21	1	-	-	1	-	-	-	-

DOWNGRADED AT 3 YEAR INTERVALS;
DECLASSIFIED AFTER 12 YEARS.
DOD DIR. 5200.10

TABLE 16 - MAJOR AIRCRAFT ACCIDENTS BY TYPE AND MODEL AIRCRAFT, BY PHASE OF OPERATION, WORLD-WIDE, BY QUARTER - FY 1963 (CONTINUED)

TYPE AND MODEL	MAJOR ACCIDENTS	TAXILING	TAKE-OFF	IN FLIGHT	LANDING	GO AROUND	MISCELLANEOUS	UNDETERMINED
FOURTH QUARTER (1 Apr 1963 Through 30 Jun 1963)								
<u>TOTAL</u>	<u>81</u>	-	<u>12</u>	<u>40</u>	<u>21</u>	<u>1</u>	<u>7</u>	-
<u>BOMBER - TOTAL</u>	<u>5</u>	-	<u>1</u>	<u>3</u>	<u>1</u>	-	-	-
<u>Jet - Total</u>	<u>4</u>	-	<u>1</u>	<u>2</u>	<u>1</u>	-	-	-
B-47	1	-	-	1	-	-	-	-
B-57	3	-	1	1	1	-	-	-
<u>Reciprocating - Total</u>	<u>1</u>	-	-	<u>1</u>	-	-	-	-
B-26	1	-	-	1	-	-	-	-
<u>CARGO - TOTAL</u>	<u>11</u>	-	-	<u>2</u>	<u>5</u>	-	<u>4</u>	-
<u>Jet - Total</u>	<u>1</u>	-	-	-	<u>1</u>	-	-	-
C-135	1	-	-	-	1	-	-	-
<u>Turboprop - Total</u>	<u>2</u>	-	-	-	<u>1</u>	-	<u>1</u>	-
C-130	1	-	-	-	-	-	1	-
C-133	1	-	-	-	1	-	-	-
<u>Reciprocating - Total</u>	<u>8</u>	-	-	<u>2</u>	<u>3</u>	-	<u>3</u>	-
C-47/53(C-117)	2	-	-	1	1	-	-	-
C-118	1	-	-	-	-	-	1	-
C-119	2	-	-	-	2	-	-	-
C-123	2	-	-	1	-	-	1	-
C-124	1	-	-	-	-	-	1	-
<u>FIGHTER (ALL JET) - TOTAL</u>	<u>48</u>	-	<u>8</u>	<u>29</u>	<u>8</u>	<u>1</u>	<u>2</u>	-
F-84F	5	-	2	3	-	-	-	-
F-100	18	-	3	9	4	1	1	-
F-101	5	-	1	3	1	-	-	-
F-102	6	-	1	3	1	-	1	-
F-104	4	-	-	4	-	-	-	-
F-105	7	-	1	4	2	-	-	-
F-106	3	-	-	3	-	-	-	-
<u>TRAINER - TOTAL</u>	<u>11</u>	-	<u>2</u>	<u>6</u>	<u>3</u>	-	-	-
<u>Jet - Total</u>	<u>9</u>	-	<u>2</u>	<u>5</u>	<u>2</u>	-	-	-
T-33	6	-	2	4	-	-	-	-
T-37	2	-	-	1	1	-	-	-
T-39	1	-	-	-	1	-	-	-
<u>Reciprocating - Total</u>	<u>2</u>	-	-	<u>1</u>	<u>1</u>	-	-	-
T-28	2	-	-	1	1	-	-	-
<u>UTILITY - TOTAL</u>	<u>4</u>	-	<u>1</u>	-	<u>3</u>	-	-	-
O-1E	1	-	-	-	1	-	-	-
U-3	1	-	1	-	-	-	-	-
U-10	1	-	-	-	1	-	-	-
U-16	1	-	-	-	1	-	-	-
<u>HELICOPTER - TOTAL</u>	<u>2</u>	-	-	-	<u>1</u>	-	<u>1</u>	-
<u>Reciprocating - Total</u>	<u>2</u>	-	-	-	<u>1</u>	-	<u>1</u>	-
H-21	2	-	-	-	1	-	1	-

Source: Records and Statistics Group, Directorate of Aerospace Safety, Deputy, The Inspector General.

Downgraded at 3-Year Intervals:
Declassified After 12 Years
DOD Dir 5200.10

[REDACTED]

TABLE 17 - PERSONNEL FATALITIES AND INJURIES IN AIRCRAFT ACCIDENTS, BY TYPE AND MODEL AIRCRAFT, WORLD-WIDE, BY QUARTER - FY 1963

(Includes United States Air Force, Air National Guard, Air Force Reserve, Military Air Transport Navy Units, and Civil Air Patrol Aircraft in the United States Air Force Inventory)

TYPE AND MODEL AIRCRAFT	ALL PERSONNEL INJURIES				• USAF RATED PERSONNEL INJURIES			
	Total	Fatal	Major	Minor	Total	Fatal	Major	Minor
<u>FY 1963 - TOTAL</u>	<u>435</u>	<u>293</u>	<u>84</u>	<u>58</u>	<u>212</u>	<u>159</u>	<u>35</u>	<u>18</u>
FIRST QUARTER (1 Jul 1962 through 30 Sep 1962)								
<u>TOTAL</u>	<u>145</u>	<u>112</u>	<u>24</u>	<u>9</u>	<u>66</u>	<u>51</u>	<u>11</u>	<u>4</u>
<u>BOMBER - TOTAL</u>	<u>29</u>	<u>27</u>	<u>2</u>	-	<u>17</u>	<u>15</u>	<u>2</u>	-
<u>Jet - Total</u>	<u>27</u>	<u>25</u>	<u>2</u>	-	<u>16</u>	<u>14</u>	<u>2</u>	-
B-47	<u>19</u>	<u>17</u>	<u>2</u>	-	<u>12</u>	<u>10</u>	<u>2</u>	-
B-57	<u>4</u>	<u>4</u>	-	-	<u>3</u>	<u>3</u>	-	-
B-58	<u>4</u>	<u>4</u>	-	-	<u>1</u>	<u>1</u>	-	-
<u>Reciprocating - Total</u>	<u>2</u>	<u>2</u>	-	-	<u>1</u>	<u>1</u>	-	-
B-26	<u>2</u>	<u>2</u>	-	-	<u>1</u>	<u>1</u>	-	-
<u>CARGO - TOTAL</u>	<u>51</u>	<u>47</u>	<u>1</u>	<u>3</u>	<u>10</u>	<u>8</u>	<u>1</u>	<u>1</u>
<u>Jet - Total</u>	<u>47</u>	<u>47</u>	-	-	<u>8</u>	<u>8</u>	-	-
C-135	<u>47</u>	<u>47</u>	-	-	<u>8</u>	<u>8</u>	-	-
<u>Reciprocating - Total</u>	<u>4</u>	-	<u>1</u>	<u>3</u>	<u>2</u>	-	<u>1</u>	<u>1</u>
C-46	<u>3</u>	-	-	<u>3</u>	<u>1</u>	-	-	<u>1</u>
C-123	<u>1</u>	-	<u>1</u>	-	<u>1</u>	-	<u>1</u>	-
<u>FIGHTER (ALL JET) - TOTAL</u>	<u>36</u>	<u>19</u>	<u>14</u>	<u>3</u>	<u>19</u>	<u>13</u>	<u>4</u>	<u>2</u>
F-84	<u>1</u>	-	<u>1</u>	-	-	-	-	-
F-86H	<u>1</u>	<u>1</u>	-	-	<u>1</u>	<u>1</u>	-	-
F-86D/L	<u>2</u>	<u>1</u>	<u>1</u>	-	<u>2</u>	<u>1</u>	<u>1</u>	-
F-86(Other)	<u>1</u>	-	-	<u>1</u>	-	-	-	-
F-100	<u>12</u>	<u>8</u>	<u>3</u>	<u>1</u>	<u>10</u>	<u>7</u>	<u>2</u>	<u>1</u>
F-101	<u>17</u>	<u>8</u>	<u>8</u>	<u>1</u>	<u>5</u>	<u>3</u>	<u>1</u>	<u>1</u>
F-104	<u>1</u>	-	<u>1</u>	-	-	-	-	-
F-105	<u>1</u>	<u>1</u>	-	-	<u>1</u>	<u>1</u>	-	-
<u>TRAINING - TOTAL</u>	<u>21</u>	<u>14</u>	<u>4</u>	<u>3</u>	<u>17</u>	<u>12</u>	<u>4</u>	<u>1</u>
<u>Jet - Total</u>	<u>21</u>	<u>14</u>	<u>4</u>	<u>3</u>	<u>17</u>	<u>12</u>	<u>4</u>	<u>1</u>
T-33	<u>13</u>	<u>9</u>	<u>3</u>	<u>1</u>	<u>11</u>	<u>8</u>	<u>3</u>	-
T-37	<u>3</u>	<u>3</u>	-	-	<u>2</u>	<u>2</u>	-	-
T-38	<u>3</u>	-	<u>1</u>	<u>2</u>	<u>2</u>	-	<u>1</u>	<u>1</u>
T-39	<u>2</u>	<u>2</u>	-	-	<u>2</u>	<u>2</u>	-	-
<u>UTILITY - TOTAL</u>	<u>4</u>	<u>4</u>	-	-	<u>3</u>	<u>3</u>	-	-
U-6	<u>4</u>	<u>4</u>	-	-	<u>3</u>	<u>3</u>	-	-
<u>HELICOPTER - TOTAL</u>	<u>1</u>	-	<u>1</u>	-	-	-	-	-
<u>Reciprocating - Total</u>	<u>1</u>	-	<u>1</u>	-	-	-	-	-
H-19	<u>1</u>	-	<u>1</u>	-	-	-	-	-
<u>NON-USAF - TOTAL</u>	<u>3</u>	<u>1</u>	<u>2</u>	-	-	-	-	-
SECOND QUARTER (1 Oct 1962 through 31 Dec 1962)								
<u>TOTAL</u>	<u>95</u>	<u>63</u>	<u>25</u>	<u>7</u>	<u>46</u>	<u>38</u>	<u>6</u>	<u>2</u>
<u>BOMBER - TOTAL</u>	<u>27</u>	<u>17</u>	<u>7</u>	<u>3</u>	<u>8</u>	<u>8</u>	-	-
<u>Jet - Total</u>	<u>9</u>	<u>9</u>	-	-	<u>6</u>	<u>6</u>	-	-
B-47	<u>7</u>	<u>7</u>	-	-	<u>4</u>	<u>4</u>	-	-
B-57	<u>2</u>	<u>2</u>	-	-	<u>2</u>	<u>2</u>	-	-
<u>Reciprocating - Total</u>	<u>18</u>	<u>8</u>	<u>7</u>	<u>3</u>	<u>2</u>	<u>2</u>	-	-
B-26	<u>2</u>	<u>1</u>	<u>1</u>	<u>1</u>	-	-	-	-
B-50	<u>16</u>	<u>8</u>	<u>6</u>	<u>2</u>	<u>2</u>	<u>2</u>	-	-

Downgraded at 3-Year Intervals:
Declassified After 12 Years
DOD Dir 5200.10

TABLE 17 - PERSONNEL FATALITIES AND INJURIES IN AIRCRAFT ACCIDENTS, BY TYPE AND MODEL AIRCRAFT, WORLD-WIDE, BY QUARTER - FY 1963 (CONTINUED)

TYPE AND MODEL AIRCRAFT	ALL PERSONNEL INJURIES				USAF RATED PERSONNEL INJURIES			
	Total	Fatal	Major	Minor	Total	Fatal	Major	Minor
SECOND QUARTER (Continued)								
CARGO <u>TOTAL</u>	32	23	7	2	14	11	2	1
Jet - <u>Total</u>	13	12	1	-	8	7	1	-
C-135	7	7	-	-	3	3	-	-
C-140	6	5	1	-	5	4	1	-
Turboprop - <u>Total</u>	5	5	-	-	3	3	-	-
C-130	5	5	-	-	3	3	-	-
Reciprocating - <u>Total</u>	14	6	6	2	3	1	1	1
C-47/53(C-117)	3	2	-	1	2	1	-	1
C-54	1	-	-	1	-	-	-	-
C-97	2	1	1	-	1	-	1	-
C-121	8	3	5	-	-	-	-	-
FIGHTER (ALL JET) - <u>TOTAL</u>	18	13	3	2	16	13	2	1
F-84	1	1	-	-	1	1	-	-
F-86H	1	1	-	-	1	1	-	-
F-100	4	4	-	-	4	4	-	-
F-101	5	2	1	2	3	2	-	1
F-102	2	2	-	-	2	2	-	-
F-104	1	1	-	-	1	1	-	-
F-105	1	-	1	-	1	-	1	-
F-106	3	2	1	-	3	2	1	-
TRAINER - <u>TOTAL</u>	10	8	2	-	5	4	1	-
Jet - <u>Total</u>	10	8	2	-	5	4	1	-
T-33	7	6	1	-	4	4	-	-
T-37	3	2	1	-	1	-	1	-
UTILITY - <u>TOTAL</u>	7	2	2	-	3	2	1	-
U-3	2	2	-	-	2	2	-	-
U-6	5	-	5	-	1	-	1	-
HELICOPTER - <u>TOTAL</u>	1	-	1	-	-	-	-	-
Reciprocating - <u>Total</u>	1	-	1	-	-	-	-	-
H-21	1	-	1	-	-	-	-	-
THIRD QUARTER (1 Jan 1963 through 31 Mar 1963)								
<u>TOTAL</u>	91	53	20	18	46	30	9	7
BOMBER - <u>Total</u>	26	17	5	4	13	8	2	3
Jet - <u>Total</u>	26	17	5	4	13	8	2	3
B-47	10	7	-	3	7	5	-	2
B-52	15	9	5	1	5	2	2	1
B-66	1	1	-	-	1	1	-	-
CARGO - <u>TOTAL</u>	28	10	7	11	6	2	2	2
Jet - <u>Total</u>	9	9	-	-	2	2	-	-
C-135	9	9	-	-	2	2	-	-
Reciprocating - <u>Total</u>	19	1	7	11	4	-	2	2
C-47/53(C-117)	2	-	1	1	1	-	-	1
C-131	17	1	6	10	3	-	2	1

TABLE 17 - PERSONNEL FATALITIES AND INJURIES IN AIRCRAFT ACCIDENTS, BY TYPE AND MODEL AIRCRAFT, WORLD-WIDE, BY QUARTER - FY 1963 (CONTINUED)

TYPE AND MODEL AIRCRAFT	ALL PERSONNEL INJURIES				USAF RATED PERSONNEL INJURIES			
	Total	Fatal	Major	Minor	Total	Fatal	Major	Minor
THIRD QUARTER (Continued)								
<u>FIGHTER (ALL JET) - TOTAL</u>	<u>23</u>	<u>16</u>	<u>5</u>	<u>2</u>	<u>22</u>	<u>16</u>	<u>4</u>	<u>2</u>
F-84	3	2	1	-	3	2	1	-
F-100	11	9	2	-	11	9	2	-
F-101	2	1	-	1	2	1	-	1
F-102	3	2	1	-	3	2	1	-
F-104	1	-	1	-	-	-	-	-
F-105	2	1	-	1	2	1	-	1
F-106	1	1	-	-	1	1	-	-
<u>TRAINER - TOTAL</u>	<u>5</u>	<u>4</u>	<u>1</u>	<u>-</u>	<u>4</u>	<u>3</u>	<u>1</u>	<u>-</u>
<u>Jet - Total</u>	<u>5</u>	<u>4</u>	<u>1</u>	<u>-</u>	<u>4</u>	<u>3</u>	<u>1</u>	<u>-</u>
T-33	3	2	1	-	3	2	1	-
T-38	2	2	-	-	1	1	-	-
<u>HELICOPTER - TOTAL</u>	<u>5</u>	<u>5</u>	<u>-</u>	<u>-</u>	<u>1</u>	<u>1</u>	<u>-</u>	<u>-</u>
<u>Reciprocating - Total</u>	<u>5</u>	<u>5</u>	<u>-</u>	<u>-</u>	<u>1</u>	<u>1</u>	<u>-</u>	<u>-</u>
H-19	5	5	-	-	1	1	-	-
<u>NON-USAF - TOTAL</u>	<u>4</u>	<u>1</u>	<u>2</u>	<u>1</u>	<u>-</u>	<u>-</u>	<u>-</u>	<u>-</u>
FOURTH QUARTER (1 Apr 1963 through 30 Jun 1963)								
<u>TOTAL</u>	<u>104</u>	<u>65</u>	<u>15</u>	<u>24</u>	<u>54</u>	<u>40</u>	<u>9</u>	<u>5</u>
<u>BOMBER - TOTAL</u>	<u>31</u>	<u>8</u>	<u>7</u>	<u>16</u>	<u>5</u>	<u>3</u>	<u>2</u>	<u>-</u>
<u>Jet - Total</u>	<u>31</u>	<u>8</u>	<u>7</u>	<u>16</u>	<u>5</u>	<u>3</u>	<u>2</u>	<u>-</u>
B-47	4	3	1	-	3	1	1	-
B-57	27	5	6	16	2	2	1	-
<u>CARGO - TOTAL</u>	<u>32</u>	<u>25</u>	<u>4</u>	<u>3</u>	<u>13</u>	<u>9</u>	<u>3</u>	<u>1</u>
<u>Jet - Total</u>	<u>3</u>	<u>1</u>	<u>1</u>	<u>1</u>	<u>2</u>	<u>-</u>	<u>1</u>	<u>1</u>
C-135	3	1	1	1	2	-	1	1
<u>Turboprop - Total</u>	<u>29</u>	<u>24</u>	<u>3</u>	<u>2</u>	<u>11</u>	<u>9</u>	<u>2</u>	<u>-</u>
C-133	9	9	-	-	3	3	-	-
<u>Reciprocating - Total</u>	<u>20</u>	<u>15</u>	<u>3</u>	<u>2</u>	<u>8</u>	<u>6</u>	<u>2</u>	<u>-</u>
C-47/53(C-117)	9	9	-	-	4	4	-	-
C-119	3	-	3	-	2	-	2	-
C-123	8	6	-	2	2	2	-	-
<u>FIGHTER (ALL JET) - TOTAL</u>	<u>33</u>	<u>26</u>	<u>3</u>	<u>4</u>	<u>30</u>	<u>24</u>	<u>3</u>	<u>3</u>
F-84	3	3	-	-	2	2	-	-
F-100	13	11	1	1	13	11	1	1
F-101	6	4	1	1	4	3	1	-
F-102	5	3	1	1	5	3	1	1
F-104	2	1	-	1	2	1	-	1
F-105	3	3	-	-	3	3	-	-
F-106	1	1	-	-	1	1	-	-
<u>TRAINER - TOTAL</u>	<u>7</u>	<u>5</u>	<u>1</u>	<u>1</u>	<u>6</u>	<u>4</u>	<u>1</u>	<u>1</u>
<u>Jet - Total</u>	<u>7</u>	<u>5</u>	<u>1</u>	<u>1</u>	<u>6</u>	<u>4</u>	<u>1</u>	<u>1</u>
T-33	6	4	1	1	6	4	1	1
T-37	1	1	-	-	-	-	-	-
<u>NON-USAF - TOTAL</u>	<u>1</u>	<u>1</u>	<u>-</u>	<u>-</u>	<u>-</u>	<u>-</u>	<u>-</u>	<u>-</u>

Source: Records and Statistics Group, Directorate of Aerospace Safety, Deputy, The Inspector General

Downgraded at 3-Year Intervals:
Declassified After 12 Years
DOD Dir 5200.10

GROUND SAFETY

INTRODUCTION

The tables included in this section are USAF Ground Accident statistics approved and directed by the Air Force Regulation 127-4, dated, 25 February 1963. In establishing the reporting system, standardized cost factors and definitions have been approved.

DEFINITIONS

ACCIDENT, GROUND - Any accident which occurs on or off an Air Force installation, base, or site which involves Air Force military personnel, Air Force civilian personnel on duty, or Air Force property. Reference paragraph 6, Air Force Regulation 127-4, dated, 25 February 1963.

ACCIDENT, PRIVATE MOTOR VEHICLE - A motor vehicle accident involving only non-Air Force motor vehicles, or, if both Air Force and non-Air Force vehicles were involved, the Air Force motor vehicle was not being operated at the time of the accident. Motor vehicles which are not Air Force property will be considered as private motor vehicles. Vehicles which are the property of Government agencies other than the Air Force will also be considered as private motor vehicles.

ACCIDENT, USAF MOTOR VEHICLES - An accident involving the operating of an Air Force motor vehicle which results in either disabling or non-disabling injury to Air Force personnel and/or non-USAF persons and/or damage to Air Force motor vehicles, or to other vehicles or property without regard to ownership. Reference paragraph 6, Air Force Regulation 127-4, dated, 25 February 1963.

COST PER CAPITA - Cost Per Capita = $\frac{\text{Cost of Injuries} + \text{Cost of Fatalities} + \text{Cost of Property Damage}}{\text{Total Command Strength (Average Military and Average Civilian)}}$

INJURY DISABLING - An injury which results in death, permanent total, permanent partial injury, or temporary total injury which in the opinion of competent medical authority makes it impossible for the injured to return to work or duty at any time during the next calendar day following date of injury.

INJURY, NON-DISABLING - A non-disabling injury is an injury which, although requiring medical attention, would not keep the injured person from performing his regularly assigned duties during the next calendar day or any subsequent day. This type is generally known as a first-aid case.

PERSONNEL, CIVILIAN - Direct hire employees performing personal services to the Air Force and paid directly by the Air Force.

PERSONNEL, MILITARY - Includes officers and airmen serving on active duty with the Air Force, including Navy personnel under operational control of Military Air Transport Service.

RATES - Frequency rates were computed to the following formulas:

$$\text{Civilian Injury Rate} = \frac{\text{Number of Civilian Disabling and Fatal Injuries} \times 1,000,000}{\text{Total Hours of Civilian Employment}}$$

$$\text{Military Injury Rate (On Duty)} = \frac{\text{Number of Military Disabling and Fatal Injuries "On Duty"} \times 100,000}{\text{Total Military Man-Days of Exposure} \times 1/3}$$

$$\text{Military Injury Rate (Off Duty)} = \frac{\text{Number of Military Disabling and Fatal Injuries "Off Duty"} \times 100,000}{\text{Total Military Man-Days Exposure} \times 2/3}$$

$$\text{Military Injury Rate (Total)} = \frac{\text{Total Number of Military Disabling and Fatal Injuries} \times 100,000}{\text{Total Military Man-Days Exposure}}$$

$$\text{USAF Motor Vehicle Rate} = \frac{\text{Number of USAF Motor Vehicle Accidents} \times 100,000}{\text{Total USAF Motor Vehicle Mileage}}$$

TABLE 18 - MILITARY PERSONNEL DISABLING AND NON-DISABLING INJURY EXPERIENCE BY COMMAND,
WORLD-WIDE - FY 1963

LOCATION	DISABLING INJURIES					MAN-DAYS LOST FROM TEMPORARY TOTAL	MAN-DAYS OF EXPOSURE	RATE	NON DIS- ABLING IN- JURIES
	Total	Fatal	Perma- nent Total	Perma- nent Partial	Tempo- rary Total				
<u>WORLD WIDE - TOTAL</u>	<u>9,976</u>	<u>556</u>	<u>10</u>	<u>17</u>	<u>9,393</u>	<u>131,925</u>	<u>318,263,441</u>	<u>3.13</u>	<u>75,589</u>
Aeronautical Chart and Information Center	2	-	-	-	2	18	103,201	1.94	6
Air Defense Command	1,166	93	-	1	1,072	17,934	37,761,145	3.09	12,693
Air Force Accounting and Finance Center	-	-	-	-	-	-	32,220	-	-
Air Force Communications Service . .	409	25	-	-	384	5,591	14,806,003	2.76	1,661
Air Force Logistics Command	228	8	-	-	220	3,068	5,855,505	3.89	1,736
Air Force Systems Command	371	22	-	1	348	3,924	9,826,551	3.78	1,949
Air Training Command	1,281	45	1	-	1,235	15,452	43,290,492	2.96	9,451
Air University	68	5	-	-	63	558	3,847,170	1.77	490
Alaskan Air Command(Includes Alaska)	127	3	-	-	124	1,860	3,819,612	3.32	1,424
Caribbean Air Command	15	-	-	-	15	136	458,472	3.27	71
Continental Air Command,	18	-	-	-	18	240	927,316	1.94	42
Headquarters Command, USAF	165	1	-	-	164	1,195	7,659,370	2.15	1,242
Military Air Transport Service	662	32	-	3	627	11,879	26,706,947	2.48	6,047
Office of Aerospace Research	5	-	-	-	5	37	171,049	2.92	15
Pacific Air Forces(Includes Hawaii).	481	13	-	2	466	6,457	14,449,353	3.33	3,849
Strategic Air Command	3,181	198	6	7	2,970	39,193	92,596,740	3.44	23,662
Tactical Air Command	509	33	-	1	475	7,190	20,807,994	2.45	3,107
USAF Academy ^{a/}	35	-	-	-	35	238	544,594	6.43	133
US Air Forces in Europe	923	48	1	2	872	12,950	23,068,646	4.00	6,037
USAF Security Service	260	14	2	-	244	2,813	9,967,964	2.61	1,974
USAF - AT - LARGE	70	16	-	-	54	1,192	1,563,097	-	-

^{a/} Excludes Cadets.

Source: Records and Statistics Group, Directorate of Aerospace Safety, Deputy, The Inspector General.

TABLE 19 - ON-DUTY MILITARY PERSONNEL DISABLING INJURY EXPERIENCE BY COMMAND,
WORLD-WIDE - FY 1963

LOCATION	DISABLING INJURIES					MAN-DAYS LOST FROM TEMPORARY TOTAL	MAN-DAYS OF EXPOSURE	DIS- ABLING INJURY RATE
	Total	Fatal	Perma- nent Total	Perma- nent Partial	Tempo- rary Total			
<u>WORLD - WIDE - TOTAL</u>	<u>2,252</u>	<u>31</u>	-	<u>6</u>	<u>2,215</u>	<u>24,083</u>	<u>106,087,813</u>	<u>2.12</u>
Aeronautical Chart and Information Center	1	-	-	-	1	3	34,402	2.91
Air Defense Command	252	4	-	1	247	3,181	12,587,048	2.00
Air Force Accounting and Finance Center .	-	-	-	-	-	-	10,740	-
Air Force Communications Service	71	4	-	-	67	810	4,935,334	1.44
Air Force Logistics Command	54	-	-	-	54	725	1,951,834	2.77
Air Force Systems Command	86	2	-	1	83	778	3,275,517	2.63
Air Training Command	337	1	-	-	336	2,430	14,430,166	2.34
Air University	13	-	-	-	13	243	1,282,390	1.01
Alaskan Air Command(Includes Alaska) . .	48	1	-	-	47	722	1,273,204	3.77
Caribbean Air Command	4	-	-	-	4	27	152,824	2.62
Continental Air Command	4	-	-	-	4	71	309,104	1.29
Headquarters Command, USAF	42	-	-	-	42	267	2,553,124	1.65
Military Air Transport Service	149	1	-	1	147	2,191	8,902,316	1.67
Office of Aerospace Research	-	-	-	-	-	-	57,016	-
Pacific Air Forces (Includes Hawaii) . .	139	2	-	1	136	1,710	4,816,450	2.89
Strategic Air Command	654	11	-	2	641	6,559	30,865,579	2.12
Tactical Air Command	125	2	-	-	123	1,138	6,935,998	1.80
USAF Academy a/	10	-	-	-	10	54	181,531	5.51
US Air Forces in Europe	230	3	-	-	227	2,891	7,689,549	2.99
USAF Security Service	31	-	-	-	31	265	3,322,654	.93
USAF - AT - LARGE	2	-	-	-	2	18	521,033	-

a/ Excludes Cadets.

Source: Records and Statistics Group, Directorate of Aerospace Safety, Deputy, The Inspector General.

TABLE 20 - OFF-DUTY MILITARY PERSONNEL DISABLING INJURY EXPERIENCE BY COMMAND,
WORLD-WIDE - FY 1963

LOCATION	DISABLING INJURIES					MAN-DAYS LOST FROM TEMPORARY TOTAL	MAN-DAYS OF EXPOSURE	DIS- ABLING INJURY RATE
	Total	Fatal	Perma- nent Total	Perma- nent Partial	Tempo- rary Total			
<u>WORLD - WIDE - TOTAL</u>	<u>7,724</u>	<u>525</u>	<u>10</u>	<u>11</u>	<u>7,178</u>	<u>107,842</u>	<u>212,175,628</u>	<u>3.64</u>
Aeronautical Chart and Information Center	1	-	-	-	1	15	68,799	1.45
Air Defense Command	914	89	-	-	825	14,753	25,174,097	3.63
Air Force Accounting and Finance Center	-	-	-	-	-	-	21,480	-
Air Force Communications Service	338	21	-	-	317	4,781	9,870,669	3.42
Air Force Logistics Command	174	8	-	-	166	2,343	3,903,671	4.46
Air Force Systems Command	285	20	-	-	265	3,146	6,551,034	4.35
Air Training Command	944	44	1	-	899	13,022	28,860,326	3.27
Air University	55	5	-	-	50	315	2,564,780	2.14
Alaskan Air Command(Includes Alaska)	79	2	-	-	77	1,138	2,546,408	3.10
Caribbean Air Command	11	-	-	-	11	109	305,648	3.60
Continental Air Command	14	-	-	-	14	169	618,212	2.26
Headquarters Command, USAF	123	1	-	-	122	928	5,106,246	2.41
Military Air Transport Service	513	31	-	2	480	9,688	17,804,631	2.88
Office of Aerospace Research	5	-	-	-	5	37	114,033	4.38
Pacific Air Forces(Includes Hawaii)	342	11	-	1	330	4,747	9,632,903	3.55
Strategic Air Command	2,527	187	6	5	2,329	32,634	61,731,161	4.09
Tactical Air Command	384	31	-	1	352	6,052	13,871,996	2.77
USAF Academy a/	25	-	-	-	25	184	363,063	6.89
US Air Forces in Europe	693	45	1	2	645	10,059	15,379,097	4.51
USAF Security Service	229	14	2	-	213	2,548	6,645,310	3.45
USAF - AT - LARGE	68	16	-	-	52	1,174	1,042,064	-

a/ Excludes Cadets.

Source: Records and Statistics Group, Directorate of Aerospace Safety, Deputy, The Inspector General.

TABLE 21 - ON-DUTY CIVILIAN PERSONNEL DISABLING AND NON-DISABLING INJURY EXPERIENCE
BY COMMAND, WORLD-WIDE - FY 1963

LOCATION	DISABLING INJURIES					MAN-DAYS LOST FROM TEMPORARY TOTAL	MAN-HOURS OF EXPOSURE	RATE	NON- DIS- ABLING IN- JURIES
	Total	Fatal	Perma- nent Total	Perma- nent Partial	Tempo- rary Total				
<u>WORLD - WIDE</u>	<u>1,187</u>	<u>6</u>	<u>0</u>	<u>2</u>	<u>1,179</u>	<u>13,106</u>	<u>601,306,775</u>	<u>1.97</u>	<u>33,485</u>
Aeronautical Chart and Information Center	11	-	-	-	11	57	5,783,018	1.90	559
Air Defense Command	52	1	-	-	51	841	22,873,245	2.27	719
Air Force Accounting and Finance Center	10	-	-	-	10	105	3,692,158	2.71	91
Air Force Communications Service	10	-	-	-	10	75	9,913,765	1.01	35
Air Force Logistics Command	564	1	-	-	563	5,630	281,326,470	2.00	23,580
Air Force Systems Command	161	2	-	-	159	1,717	78,979,392	2.04	2,930
Air Training Command	86	-	-	1	85	1,205	42,609,920	2.02	1,565
Air University	2	-	-	-	2	12	4,788,136	.42	143
Alaskan Air Command (Includes Alaska)	15	-	-	-	15	149	3,944,946	3.80	253
Caribbean Air Command	1	-	-	-	1	3	433,548	2.31	4
Continental Air Command	49	-	-	1	48	394	18,507,998	2.65	679
Headquarters Command, USAF	16	-	-	-	16	153	11,832,724	1.35	265
Military Air Transport Service	53	-	-	-	53	738	23,807,672	2.23	823
Office of Aerospace Research	3	-	-	-	3	28	2,650,023	1.13	20
Pacific Air Forces (Includes Hawaii)	4	-	-	-	4	25	7,565,157	.53	100
Strategic Air Command	89	1	-	-	88	1,179	46,012,037	1.93	761
Tactical Air Command	25	-	-	-	25	320	15,933,005	1.57	429
USAF Academy	28	-	-	-	28	402	3,559,729	7.87	394
US Air Forces in Europe	2	-	-	-	2	50	6,444,607	.31	22
USAF Security Service	6	1	-	-	5	23	2,016,001	2.98	113
USAF - AT - LARGE	-	-	-	-	-	-	8,633,224	-	-

Source: Records and Statistics Group, Directorate of Aerospace Safety, Deputy, The Inspector General.

TABLE 22 - USAF MOTOR VEHICLE GROUND ACCIDENT EXPERIENCE AND COST BY COMMAND, WORLD-WIDE - FY 1963

LOCATION	USAF MOTOR VEHICLE EXPERIENCE						COST CHARGED TO USAF MOTOR VEHICLE ACCIDENTS				
	Acci- dents	Miles Operated	Acci- dent Rates	Ve- hicles Damaged	Days Out of Service	Average Days Out of Service Per USAF Motor Vehicle Damage	Average Cost Per USAF Motor Vehicle Accident	Total Property and Disabling Injury	USAF Motor Ve- hicle Damage	Other USAF Property Damage in Motor Vehicle Accidents	Disabling Injury (Military and On-Duty Civilians)
<u>WORLD - WIDE - TOTAL</u>	<u>2,467</u>	<u>628,262,706</u>	<u>.39</u>	<u>2,277</u>	<u>17,403</u>	<u>8</u>	<u>\$ 592</u>	<u>\$ 1,461,320</u>	<u>\$ 870,997</u>	<u>\$ 126,849</u>	<u>\$ 463,474</u>
Aeronautical Chart and Information Center	1	244,506	.41	1	10	10	644	644	664	-	-
Air Defense Command	212	47,775,908	.44	187	2,057	11	371	78,712	63,122	10,484	5,106
Air Force Accounting and Finance Center	-	-	-	-	-	-	-	-	-	-	-
Air Force Communications Service	116	15,757,874	.74	105	815	8	957	111,007	37,289	748	72,970
Air Force Logistics Command	242	49,704,221	.49	205	1,219	6	210	50,723	35,477	10,766	4,480
Air Force Systems Command	96	28,195,247	.34	88	485	6	1,872	179,668	155,884	10,320	13,464
Air Training Command	221	52,416,235	.42	197	1,348	7	291	64,219	50,260	2,937	11,022
Air University	9	3,458,457	.26	8	26	3	756	6,804	748	56	6,000
Alaskan Air Command(Included Alaska)	58	8,014,202	.72	54	423	8	297	17,200	10,122	5,148	1,930
Caribbean Air Command	24	3,296,683	.73	23	506	22	323	7,758	7,758	-	-
Continental Air Command	16	5,097,118	.31	16	62	4	540	8,639	8,539	100	-
Headquarters Command, USAF	91	19,673,154	.46	94	450	5	321	29,166	24,186	3,000	1,980
Military Air Transport Service	98	32,323,449	.30	104	687	7	900	88,172	44,973	3,899	39,300
Office of Aerospace Research	2	111,039	1.80	2	7	4	228	455	455	-	-
Pacific Air Forces(Includes Hawaii)	218	52,589,089	.41	198	1,499	8	471	102,748	53,215	2,523	47,010
Strategic Air Command	519	186,460,892	.28	474	3,099	7	640	332,181	167,629	56,374	108,178
Tactical Air Command	137	29,817,871	.46	117	1,066	9	741	101,570	59,945	12,051	29,574
USAF Academy a/	6	3,401,677	.18	6	34	6	195	1,170	1,170	-	-
US Air Forces in Europe	346	81,366,044	.43	348	2,962	9	652	225,512	132,299	8,393	84,820
USAF Security Service	50	8,559,040	.58	46	594	13	1,075	53,760	16,240	-	38,520
USAF - AT - LARGE	5	-	-	4	54	14	242	1,212	1,042	50	120

a/ Excludes Cadets.

Source: Records and Statistics Group, Directorate of Aerospace Safety, Deputy, The Inspector General.

TABLE 23 - GROUND ACCIDENT COST ANALYSES BY COMMAND, WORLD-WIDE - FY 1963

LOCATION	COST				
	Per Capita	Total	Military Injury	Civilian Injury	Property Damage
<u>WORLD - WIDE - TOTAL</u>	<u>\$ 24.72</u>	<u>\$ 28,700,699</u>	<u>\$ 5,908,132</u>	<u>\$ 798,903</u>	<u>\$ 1,993,664</u>
Aeronautical Chart and Information Center	2.79	8,545	963	6,938	644
Air Defense Command	36.56	4,184,266	3,960,319	45,803	178,144
Air Force Accounting and Finance Center	1.21	2,256	-	2,256	-
Air Force Communications Service	24.81	1,124,889	1,073,805	1,652	49,432
Air Force Logistics Command	6.73	1,017,788	403,738	395,704	218,346
Air Force Systems Command	19.63	1,274,636	945,950	108,569	220,117
Air Training Command	17.32	2,406,874	2,281,989	45,516	79,369
Air University	15.50	199,099	196,462	1,708	929
Alaskan Air Command(Includes Alaska)	17.85	220,557	188,091	5,156	27,310
Caribbean Air Command	9.15	13,402	5,268	91	8,043
Continental Air Command	3.73	42,797	9,753	23,745	9,299
Headquarters Command, USAF	4.92	131,246	95,361	5,311	30,574
Military Air Transport Service	21.70	1,836,557	1,692,290	21,101	123,166
Office of Aerospace Research	1.42	2,478	1,337	686	455
Pacific Air Forces (Includes Hawaii)	21.59	932,971	812,417	1,552	119,002
Strategic Air Command	35.57	9,811,957	9,129,005	52,879	630,073
Tactical Air Command	24.09	1,557,427	1,458,395	9,582	89,450
USAF Academy ^{a/}	7.73	24,811	10,514	10,027	4,270
US Air Forces in Europe	38.29	2,537,977	2,349,772	1,131	187,074
USAF Security Service	29.30	828,534	752,163	59,496	16,875
USAF - AT - LARGE	64.25	541,632	540,540	-	1,092

^{a/} Excludes Cadets.

Source: Records and Statistics Group, Directorate of Aerospace Safety, Deputy, The Inspector General.

TABLE 24 - MILITARY PERSONNEL DISABLING INJURY LOSSES AND COST RESULTING FROM
USAF MOTOR VEHICLE ACCIDENTS BY COMMAND, WORLD-WIDE - FY 1963

LOCATION	DISABLING INJURIES					MAN-DAYS LOST FROM TEMPORARY TOTAL	INJURY COST
	Total	Fatal	Permanent Total	Permanent Partial	Temporary Total		
<u>WORLD - WIDE - TOTAL</u>	<u>173</u>	<u>10</u>	-	-	<u>163</u>	<u>3,074</u>	<u>\$ 460,900</u>
Aeronautical Chart and Information Center	-	-	-	-	-	-	-
Air Defense Command	13	-	-	-	13	113	4,910
Air Force Accounting and Finance Center .	-	-	-	-	-	-	-
Air Force Communications Service	11	2	-	-	9	175	72,970
Air Force Logistics Command	4	-	-	-	4	55	2,750
Air Force Systems Command	8	-	-	-	8	275	13,270
Air Training Command	13	-	-	-	13	356	10,980
Air University	1	-	-	-	1	120	6,000
Alaskan Air Command (Includes Alaska) . .	5	-	-	-	5	57	1,930
Caribbean Air Command	-	-	-	-	-	-	-
Continental Air Command	-	-	-	-	-	-	-
Headquarters Command, USAF	5	-	-	-	5	62	1,980
Military Air Transport Service	10	1	-	-	9	102	39,300
Office of Aerospace Research	-	-	-	-	-	-	-
Pacific Air Forces(Includes Hawaii) . . .	14	1	-	-	13	327	47,010
Strategic Air Command	32	3	-	-	29	285	108,070
Tactical Air Command	17	-	-	-	17	621	29,270
USAF Academy ^{a/}	-	-	-	-	-	-	-
US Air Forces in Europe	32	2	-	-	30	460	84,820
USAF Security Service	7	1	-	-	6	62	37,520
USAF - AT - LARGE	1	-	-	-	1	4	120

^{a/} Excludes Cadets.

Source: Records and Statistics Group, Directorate of Aerospace Safety, Deputy, The Inspector General.

TABLE 25 - ON-DUTY CIVILIAN PERSONNEL DISABLING INJURY LOSSES AND COSTS RESULTING FROM USAF MOTOR VEHICLE ACCIDENTS BY COMMAND, WORLD-WIDE - FY 1963

LOCATION	DISABLING INJURIES					MAN-DAYS LOST FROM TEMPORARY TOTAL	INJURY COST
	Total	Fatal	Permanent Total	Permanent Partial	Temporary Total		
<u>WORLD - WIDE - TOTAL</u>	<u>14</u>	-	-	-	<u>14</u>	<u>17</u>	<u>\$ 2,574</u>
Aeronautical Chart and Information Center	-	-	-	-	-	-	-
Air Defense Command	1	-	-	-	1	14	196
Air Force Accounting and Finance Center .	-	-	-	-	-	-	-
Air Force Communications Service	-	-	-	-	-	-	-
Air Force Logistics Command	7	-	-	-	7	117	1,730
Air Force Systems Command	2	-	-	-	2	11	194
Air Training Command	1	-	-	-	1	3	42
Air University	-	-	-	-	-	-	-
Alaskan Air Command(Includes Alaska) . .	-	-	-	-	-	-	-
Caribbean Air Command	-	-	-	-	-	-	-
Continental Air Command	-	-	-	-	-	-	-
Headquarters Command, USAF	-	-	-	-	-	-	-
Military Air Transport Service	-	-	-	-	-	-	-
Office of Aerospace Research	-	-	-	-	-	-	-
Pacific Air Forces(Includes Hawaii) . . .	-	-	-	-	-	-	-
Strategic Air Command	1	-	-	-	1	6	108
Tactical Air Command	2	-	-	-	2	20	304
USAF Academy	-	-	-	-	-	-	-
US Air Forces in Europe	-	-	-	-	-	-	-
USAF Security Service	-	-	-	-	-	-	-
USAF - AT - LARGE	-	-	-	-	-	-	-

Source: Records and Statistics Group, Directorate of Aerospace Safety, Deputy, The Inspector General.

TABLE 26 - MILITARY PERSONNEL DISABLING INJURY LOSSES AND COSTS RESULTING FROM PRIVATE MOTOR VEHICLE ACCIDENTS BY COMMAND, WORLD-WIDE - FY 1963

LOCATION	DISABLING INJURIES					MAN-DAYS LOST FROM TEMPORARY TOTAL	INJURY COST
	Total	Fatal	Permanent Total	Permanent Partial	Temporary Total		
<u>WORLD - WIDE - TOTAL</u>	<u>3,409</u>	<u>417</u>	<u>8</u>	<u>10</u>	<u>2,974</u>	<u>64,039</u>	<u>\$17,315,890</u>
Aeronautical Chart and Information Center	-	-	-	-	-	-	-
Air Defense Command	488	69	-	-	419	9,971	2,670,130
Air Force Accounting and Finance Center .	-	-	-	-	-	-	-
Air Force Communications Service	148	16	-	-	132	2,680	637,140
Air Force Logistics Command	70	6	-	-	64	1,540	264,700
Air Force Systems Command	118	16	-	-	102	1,820	592,620
Air Training Command	342	41	1	-	300	6,542	1,700,320
Air University	19	4	-	-	15	136	138,140
Alaskan Air Command (Includes Alaska) . .	16	1	-	-	15	333	45,450
Caribbean Air Command	4	-	-	-	4	21	630
Continental Air Command	6	-	-	-	6	70	3,340
Headquarters Command, USAF	27	1	-	-	26	286	46,600
Military Air Transport Service	257	26	-	1	230	6,750	1,147,820
Office of Aerospace Research	1	-	-	-	1	14	420
Pacific Air Forces (Includes Hawaii) . .	102	5	-	1	96	1,415	261,310
Strategic Air Command	1,056	148	6	5	897	19,061	6,324,850
Tactical Air Command	213	23	-	1	189	3,618	949,980
USAF Academy ^{a/}	7	-	-	-	7	83	2,910
US Air Forces in Europe	404	39	-	2	363	7,444	1,674,680
USAF Security Service	91	9	1	-	81	1,415	419,950
USAF - AT - LARGE	40	13	-	-	27	840	434,900

^{a/} Excludes Cadets.

Source: Records and Statistics Group, Directorate of Aerospace Safety, Deputy, The Inspector General.

TABLE 27 - MILITARY PERSONNEL DISABLING INJURY LOSSES AND COSTS RESULTING FROM ALL OTHER (NON-VEHICULAR) ACCIDENTS BY COMMAND, WORLD-WIDE - FY 1963

LOCATION	DISABLING INJURIES					MAN-DAYS LOST FROM TEMPORARY TOTAL	INJURY COST
	Total	Fatal	Permanent Total	Permanent Partial	Temporary Total		
<u>WORLD - WIDE - TOTAL</u>	<u>6,394</u>	<u>129</u>	<u>2</u>	<u>7</u>	<u>6,256</u>	<u>64,812</u>	<u>\$ 7,335,820</u>
Aeronautical Chart and Information Center	2	-	-	-	2	18	900
Air Defense Command	665	24	-	1	640	7,850	1,152,860
Air Force Accounting and Finance Center .	-	-	-	-	-	-	-
Air Force Communications Service	250	7	-	-	243	2,736	345,740
Air Force Logistics Command	154	2	-	-	152	1,473	118,410
Air Force Systems Command	245	6	-	1	238	1,829	318,990
Air Training Command	926	4	-	-	922	8,554	472,360
Air University	48	1	-	-	47	302	46,960
Alaskan Air Command(Includes Alaska) . .	106	2	-	-	104	1,470	125,360
Caribbean Air Command	11	-	-	-	11	115	3,770
Continental Air Command	12	-	-	-	12	170	6,000
Headquarters Command, USAF	133	-	-	-	133	847	33,530
Military Air Transport Service	395	5	-	2	388	5,027	440,910
Office of Aerospace Research	4	-	-	-	4	23	770
Pacific Air Forces (Includes Hawaii) . .	365	7	-	1	357	4,715	464,890
Strategic Air Command	2,093	47	-	2	2,044	19,847	2,444,330
Tactical Air Command	279	10	-	-	269	2,951	447,050
USAF Academy <u>a/</u>	28	-	-	-	28	155	6,190
US Air Forces in Europe	487	7	1	-	479	5,046	526,460
USAF Security Service	162	4	1	-	157	1,336	274,820
USAF - AT - LARGE	29	3	-	-	26	348	105,520

a/ Excludes Cadets.

Source: Records and Statistics Group, Directorate of Aerospace Safety, Deputy, The Inspector General.

TABLE 28 - ON-DUTY CIVILIAN PERSONNEL DISABLING INJURY LOSSES AND COSTS RESULTING FROM ALL OTHER (NON-VEHICULAR) ACCIDENTS BY COMMAND, WORLD-WIDE - FY 1963

LOCATION	DISABLING INJURIES					MAN-DAYS LOST FROM TEMPORARY TOTAL	INJURY COST
	Total	Fatal	Permanent Total	Permanent Partial	Temporary Total		
<u>WORLD - WIDE - TOTAL</u>	<u>1,139</u>	<u>4</u>	-	<u>1</u>	<u>1,134</u>	<u>12,309</u>	<u>\$ 374,658</u>
Aeronautical Chart and Information Center	6	-	-	-	6	27	378
Air Defense Command	51	1	-	-	50	827	37,998
Air Force Accounting and Finance Center .	10	-	-	-	10	105	1,486
Air Force Communications Service	10	-	-	-	10	75	1,246
Air Force Logistics Command	543	1	-	-	542	5,352	144,626
Air Force Systems Command	147	-	-	-	147	1,273	20,458
Air Training Command	83	-	-	-	83	1,200	18,432
Air University	7	-	-	-	7	42	708
Alaskan Air Command(Includes Alaska) . .	15	-	-	-	15	149	2,370
Caribbean Air Command	1	-	-	-	1	3	42
Continental Air Command	46	-	-	1	45	382	16,832
Headquarters Command, USAF	16	-	-	-	16	153	2,686
Military Air Transport Service	51	-	-	-	51	724	12,272
Office of Aerospace Research	3	-	-	-	3	28	476
Pacific Air Forces (Includes Hawaii) . .	4	-	-	-	4	25	446
Strategic Air Command	87	1	-	-	86	1,169	44,362
Tactical Air Command	23	-	-	-	23	300	4,840
USAF Academy	28	-	-	-	28	402	5,736
US Air Forces in Europe	2	-	-	-	2	50	900
USAF Security Service	6	1	-	-	5	23	58,362
USAF - AT - LARGE	-	-	-	-	-	-	-

Source: Records and Statistics Group, Directorate of Aerospace Safety, Deputy, The Inspector General.

TABLE 29 - USAF AIRCRAFT DAMAGE RESULTING FROM GROUND ACCIDENTS BY COMMAND,
WORLD-WIDE - FY 1963

LOCATION	AIRCRAFT DAMAGES								
	Total			From USAF Motor Vehicle Accidents			From All Other Ground Accidents		
	Air-craft Dam-aged	Days Air-craft Out of Service	Aircraft Damage Cost	Air-craft Dam-aged	Days Air-craft Out of Service	Aircraft Damage Cost	Air-craft Dam-aged	Days Air-craft Out of Service	Aircraft Damage Cost
<u>WORLD - WIDE - TOTAL</u>	<u>184</u>	<u>773</u>	<u>\$ 381,238</u>	<u>48</u>	<u>70</u>	<u>\$ 43,531</u>	<u>136</u>	<u>703</u>	<u>\$ 337,707</u>
Aeronautical Chart and Information Center	-	-	-	-	-	-	-	-	-
Air Defense Command	22	108	49,744	4	1	825	18	107	48,919
Air Force Accounting and Finance Center	-	-	-	-	-	-	-	-	-
Air Force Communications Service	-	-	-	-	-	-	-	-	-
Air Force Logistics Command	22	156	81,647	4	1	936	18	155	80,711
Air Force Systems Command	11	75	46,515	3	3	267	8	72	46,248
Air Training Command	9	86	14,960	4	10	1,404	5	76	13,556
Air University	1	2	56	1	2	56	-	-	-
Alaskan Air Command (Includes Alaska)	2	7	1,720	2	7	1,720	-	-	-
Caribbean Air Command	-	-	-	-	-	-	-	-	-
Continental Air Command	3	4	660	-	-	-	3	4	660
Headquarters Command, USAF	2	3	1,300	-	-	-	2	3	1,300
Military Air Transport Service	27	84	35,191	4	2	2,799	23	82	32,392
Office of Aerospace Research	-	-	-	-	-	-	-	-	-
Pacific Air Forces(Includes Hawaii)	8	2	15,040	1	1	800	7	1	14,240
Strategic Air Command	46	124	94,576	17	35	27,339	29	89	67,237
Tactical Air Command	15	63	12,115	3	5	584	12	58	11,531
USAF Academy a/	-	-	-	-	-	-	-	-	-
US Air Forces in Europe	16	59	27,714	5	3	6,801	11	56	20,913
USAF Security Service	-	-	-	-	-	-	-	-	-
USAF - AT - LARGE	-	-	-	-	-	-	-	-	-

a/ Excludes Cadets.


Source: Records and Statistics Group, Directorate of Aerospace Safety, Deputy, The Inspector General.

)

Materiel



PART IV



MATERIEL

AIRCRAFT AND MISSILES

INTRODUCTION

Information included in this section provides data pertaining to procurement, production, inventory status, deployment, and disposition of USAF aircraft during Fiscal Year 1963. It also includes data on procurement, production, and inventory status of missiles.

The aircraft tables reflect funding by fiscal year, acceptances, inventories by functional distribution, active and inactive, age (in months) distribution, and disposition of aircraft. The missile tables reflect funding by fiscal year, acceptances, functional distribution, and disposition of missiles.

Production data for aircraft and missiles are obtained under the provisions of AF Regulation 70-11, dated, 4 October 1957. Additional data may be obtained in the USAF Production Digest SS-N-47 published monthly. Inventory and status data for aircraft and missiles are obtained under the provisions of AF Manual 65-110, dated, 15 May 1962. The classification of aircraft and missiles is in accordance with AF Regulation 65-60, dated, 4 August 1961 and T. O. 1-1-81, dated, 30 June 1961. The type classification is generally based upon the type designator or the prefix preceding the basic type designator of each aircraft or missile model. A prefix is assigned an aircraft or missile model when the aircraft or missile is modified to perform a function (indicated by prefix) other than its basic designated purpose. Additional data may be obtained in the USAF Aircraft-Missile Digest, SS-A1, published monthly.

DEFINITIONS

ACCEPTANCE - Aircraft, missile, or drone which has been shop-assembled and fully inspected by constituted USAF or Navy production authorities and for which the title, responsibility, and accountability has been assumed by the contracting agency of the recipient.

AIRCRAFT - A heavier-than-air vehicle, designed primarily for flight in the atmosphere, which has incorporated in its prime design the ability and requirement for human occupancy. (Ref T. O. 1-1-81)

DRONE - Any aircraft or missile modified or produced to perform the mission of a target for weapon evaluation or crew training, has incorporated into its prime design the ability to be flown by remote control, and has been redesignated in accordance with T. O. 1-1-81.

GUIDED AIRCRAFT ROCKET - A type of self-propelled aircraft armament normally carried by piloted aircraft which, after launching, can be guided to the target which it destroys by means of an explosive warhead.

INACTIVE - Aircraft, missiles, or drones on loan and bailment (except bailed for test, maintenance, and modification); aircraft, missiles, or drones for which there is no longer a requirement in the active inventory, including those that have been accumulated in excess of possible future needs; and aircraft, missiles, or drones in the process of being dropped from the total inventory and salvage.

MISSILE - A heavier-than-air vehicle with a capability of traveling within or outside the earth's atmosphere, whose trajectory or flight path may be controlled by installed or remote control mechanisms, and is not designed for human occupancy.

NON-OPERATING ACTIVE - Aircraft, missiles, and drones in preparation or awaiting preparation for possession by units or test activities through any of the logistical processes of supply, maintenance, and modification.

OPERATING ACTIVE - Aircraft, missiles, and drones currently and actively engaged in or supporting flying missions (AFM 65-110).

TABLE 30 - USAF AIRCRAFT ACCEPTANCES OF MODELS IN PRODUCTION, BY MANUFACTURER, BY RECIPIENT, BY MONTH - FY 1963

TYPE, MODEL, AND SERIES	MANUFACTURER	ACCEPTED PRIOR TO 1 JUL 1962	ACCEPTANCES FOR FY 1963												TOTAL ACCEPTED TO DATE	
			Total	Jul (1962)	Aug	Sep	Oct	Nov	Dec	Jan (1963)	Feb	Mar	Apr	May		Jun
<u>GRAND TOTAL</u>			1,216	57	88	83	114	96	106	104	108	105	117	114	124	
USAF FOR USAF																
<u>TOTAL</u>			702	37	57	56	77	54	63	55	58	60	61	63	61	
<u>BOMBER - TOTAL</u>			29	6	9	3	11	-	-	-	-	-	-	-	-	-
B-52H	Boeing . .	88	14	5	4	-	5	(Complete)								102
B-58A	Convair . .	101	15	1	5	3	6	(Complete)								116
<u>FIGHTER - TOTAL</u>			222	2	9	16	20	23	23	20	22	22	20	22	23	535
F-105D	Republic . .	337	198	1	9	16	20	23	23	20	20	18	16	16	16	1
F-105F	Republic . .	-	1	-	-	-	-	-	-	-	-	-	-	-	-	1
F-4B	Republic . .	1	22	1	-	-	-	-	-	-	2	4	4	5	6	23
F/RF-4C	Republic . .	-	1	-	-	-	-	-	-	-	-	-	-	1	-	1
<u>CARGO/TRANSPORT - TOTAL</u>			188	14	15	12	21	10	19	14	13	14	17	20	19	136
C-130B	Lockheed . .	130	6	1	3	-	2	(Complete)								80
C-130E	Lockheed . .	6	74	3	3	3	5	5	10	5	5	6	8	11	10	30
C-135B	Boeing . .	26	4	2	2	(Complete)										1
VC-137C	Boeing . .	-	1	-	-	-	1	-	-	-	-	-	-	-	-	5
C-140A	Lockheed . .	-	5	-	1	1	2	-	1	(Complete)						6
VC-140B	Lockheed . .	4	2	2	(Complete)											618
KC-135A	Boeing . .	526	92	6	6	8	11	5	8	8	8	8	8	8	8	4
C-140B	Lockheed . .	-	4	-	-	-	-	-	-	1	-	-	1	1	1	4
<u>TRAINER - TOTAL</u>			204	15	19	17	17	17	17	17	17	17	17	17	17	297
T-38A	Northrop . .	153	144	12	12	12	12	12	12	12	12	12	12	12	12	123
T-39A	N American	63	60	3	7	5	5	5	5	5	5	5	5	5	5	
<u>MISCELLANEOUS - TOTAL</u>			59	-	5	8	8	4	4	4	6	7	7	4	2	6
CH-3B	Sikorsky . .	-	6	-	-	3	3	(Complete)								160
HH-43B	Kaman . .	116	44	-	4	5	5	4	4	4	4	4	4	4	2	28
U-10A/B	Helio . .	19	9	-	1	-	-	-	-	-	2	3	3	-	-	

Downgraded at 3-Year Intervals:
Declassified After 12 Years
DOD Dir 5200.10

TABLE 30 - USAF AIRCRAFT ACCEPTANCES OF MODELS IN PRODUCTION, BY MANUFACTURER, BY RECIPIENT, BY MONTH - FY 1963 (CONTINUED)

TYPE, MODEL, AND SERIES	MANUFACTURER	ACCEPTED PRIOR TO 1 JUL 1962	ACCEPTANCE FOR FY 1963												TOTAL ACCEPTED TO DATE	
			Total	Jul (1962)	Aug	Sep	Oct	Nov	Dec	Jan (1963)	Feb	Mar	Apr	May		Jun
USAF FOR MILITARY ASSISTANCE PROGRAM (MAP)																
<u>TOTAL</u>			<u>178</u>	<u>6</u>	<u>12</u>	<u>8</u>	<u>11</u>	<u>15</u>	<u>13</u>	<u>20</u>	<u>16</u>	<u>14</u>	<u>19</u>	<u>16</u>	<u>28</u>	
T-37B/C	Cessna	20	48	2	6	4	4	4	4	4	4	4	4	4	4	68
HH-43B	Kaman	12	3	3	-	-	-	-	-	-	-	-	-	-	-	15
Jetstar	Lockheed	-	2	-	2	-	-	-	-	-	-	-	-	-	-	2
CH-1C	Cessna	4	2	-	-	-	-	-	-	-	1	-	1	-	-	6
F-104G	Lockheed	-	23	1	1	3	4	4	2	6	2	-	-	-	-	23
RF-104G	Lockheed	-	17	-	-	-	-	-	-	-	-	3	4	4	6	17
TF-104G	Lockheed	-	6	-	-	1	-	-	-	-	1	1	1	1	1	6
TF-104G(MAS)	Lockheed	-	40	-	-	-	3	5	3	3	6	5	7	3	5	40
U-10B	Helio	-	12	-	-	-	-	2	4	5	1	-	-	-	-	12
C-130B	Lockheed	-	4	-	-	-	-	-	-	2	1	1	-	-	-	4
UH-34D	Sikorsky	-	10	-	3	-	-	-	-	-	-	-	-	4	3	10
Model 185	Cessna	-	11	-	-	-	-	-	-	-	-	-	2	-	9	11
USAF FOR ARMY																
<u>TOTAL</u>			<u>327</u>	<u>14</u>	<u>19</u>	<u>19</u>	<u>26</u>	<u>27</u>	<u>29</u>	<u>28</u>	<u>32</u>	<u>30</u>	<u>35</u>	<u>35</u>	<u>33</u>	
YCH-47A	Vertol	1	1	-	-	-	1	-	-	-	-	-	-	-	-	2
CH-47A	Vertol	-	19	-	-	-	-	-	3	1	4	2	3	3	3	20
UH-1B	Bell	144	228	12	13	14	16	17	18	19	20	20	24	26	29	372
UH-1B(MAS)	Bell	-	8	-	3	1	2	2	-	-	-	-	-	-	-	8
O-1E(MAP)	Cessna	1	69	2	3	4	7	8	8	8	8	8	8	5	-	70
UH-1D	Bell	-	2	-	-	-	-	-	-	-	-	-	-	1	1	2
OTHER SERVICES																
<u>TOTAL - COAST GUARD</u>			<u>3</u>	-	-	-	-	-	<u>1</u>	<u>1</u>	<u>1</u>	(Complete)	(Complete)	-	-	12
HC-130G	Lockheed	9	3	-	-	-	-	-	1	1	1	-	-	-	-	12
<u>TOTAL - NAVY</u>			<u>3</u>	-	-	-	-	-	-	-	<u>1</u>	-	-	-	2	3
T-39D	N American	-	3	-	-	-	-	-	-	-	1	-	-	-	-	3
<u>TOTAL - MARINE CORPS</u>			<u>3</u>	-	-	-	-	-	-	-	-	-	<u>1</u>	<u>2</u>	-	3
UH-1E	Bell	-	3	-	-	-	-	-	-	-	-	-	1	2	-	3

a/ Excludes experimental, remanufactured, and used aircraft.

Source: Data Applications Division, Data Services Center, Comptroller of the Air Force

Downgraded at 3-Year Intervals:
Declassified After 12 Years
DOD Dir 5200.10

TABLE 31 - USAF GUIDED MISSILE AND TARGET DRONE ACCEPTANCES BY MANUFACTURER, BY MONTH - FY 1963

TYPE, MODEL, AND SERIES	MANUFACTURER	POPULAR NAME	ACCEPTED PRIOR TO 1 JUL 62	ACCEPTANCES FOR FY 1963												TOTAL AC-CEPTED TO DATE	
				TOTAL	Jul (1962)	Aug	Sep	Oct	Nov	Dec	Jan (1963)	Feb	Mar	Apr	May		Jun
USAF FOR USAF																	
<u>GUIDED MISSILE - TOTAL</u>				<u>2,685</u>	<u>65</u>	<u>521</u>	<u>124</u>	<u>2,250</u>	<u>80</u>	<u>98</u>	<u>895</u>	<u>138</u>	<u>762</u>	<u>1,175</u>	<u>2,072</u>	<u>1,498</u>	
X/SM-65A/B/C/D	Convair	Atlas	a/ 134	8	b/ -	b/-	-	b/ 1	b/1	1	-	-	2	2	-	1	142
X/SM-65E	Convair	Atlas	67	7	-	-	1	-	-	1	1	1	2	1	-	-	74
X/SM-65F	Convair	Atlas	84	24	8	5	2	2	1	1	1	1	1	1	1	-	108
SM-68	Martin	Titan I	79	11	2	1	1	1	1	1	1	-	1	-	1	1	90
XSM-68B	Martin	Titan II	20	22	3	2	2	2	2	2	2	2	2	1	1	1	42
SM-68B	Martin	Titan II	-	45	2	2	2	2	4	3	3	5	5	5	6	6	45
XSM-80/C	Boeing	Minuteman	16	23	1	1	3	1	1	3	2	1	2	1	3	4	39
SM-80A/B	Boeing	Minuteman	-	232	6	7	10	12	12	16	21	24	22	32	35	35	232
GAM-77A	N.American	Hound Dog	227	201	24	24	24	24	24	24	24	20	13	(Complete)			428
XRM-81	Lockheed		67	34	3	1	4	6	-	-	5	3	2	2	3	5	101
SRM-81	Lockheed		8	14	4	1	5	1	2	-	-	-	-	-	-	1	22
XRS-1	Lockheed		-	1	-	-	-	-	-	-	-	-	-	-	1	-	1
IM-99B	Boeing	Bomarc	282	19	12	7	(Complete)		-	-	-	-	-	-	-	-	301
GAM-83A	Martin	Bullpup	2,756	8,753	-	470	70	1,992	-	-	835	81	710	1,130	2,021	1,444	11,509
IGAM-83	Martin	Bullpup	130	294	-	-	-	216	32	46	(Complete)		-	-	-	-	424
<u>TARGET DRONE - TOTAL</u>				<u>96</u>	<u>10</u>	<u>10</u>	<u>10</u>	<u>4</u>	<u>7</u>	<u>8</u>	<u>8</u>	<u>8</u>	<u>8</u>	<u>8</u>	<u>8</u>	<u>7</u>	
Q-2C	Ryan	Firebee	250	96	10	10	10	4	7	8	8	8	8	8	8	7	346
USAF FOR NAVY																	
<u>TARGET DRONE - TOTAL</u>				<u>168</u>	<u>12</u>	<u>12</u>	<u>12</u>	<u>18</u>	<u>15</u>	<u>14</u>	<u>14</u>	<u>14</u>	<u>14</u>	<u>14</u>	<u>14</u>	<u>15</u>	
Q-2C	Ryan	Firebee	201	168	12	12	12	18	15	14	14	14	14	14	14	15	369

a/ Excludes 34 Boosters.

b/ Excludes 1 Nike Zeus.

Source: Data Applications Division, Data Services Center, Comptroller of the Air Force.

Downgraded at 12-Year Intervals:
Not Automatically Declassified
DOD Dir 5200.10

TABLE 32 - USAF GUIDED AIRCRAFT ROCKET ACCEPTANCES BY MANUFACTURER, BY MONTH - FY 1963

TYPE, MODEL, AND SERIES	MANUFACTURER	ACCEPTED PRIOR TO 1 JUL 1962	ACCEPTANCES FOR FY 1963												TOTAL ACCEPTED TO DATE	
			TOTAL	Jul (1962)	Aug	Sep	Oct	Nov	Dec	Jan (1963)	Feb	Mar	Apr	May		Jun
<u>TOTAL</u>			8,494	2,873	2,524	1,448	704	275	233	-	42	65	80	110	140	
USAF FOR USAF																
<u>TOTAL</u>			7,255	2,873	1,285	1,448	704	275	233	-	42	65	80	110	140	
GAR-2A WSEM	Hughes	148	36	-	-	-	5	10	21	(Complete)						184
GAR-2B	Hughes	-	250	-	-	-	-	-	-	-	15	25	40	70	100	250
GAR-3/3A	Hughes	3,352	439	75	75	75	75	75	64	(Complete)						3,791
GAR-4A	Hughes	2,230	499	85	85	85	85	85	74	(Complete)						2,729
GAR-11A	Hughes	-	636	-	150	75	45	105	74	-	27	40	40	40	40	636
GAR-8(A)	Philco	14,990	5,395	2,713	975	1,213	494	-	-	-	-	-	-	-	-	20,385
USAF FOR MILITARY ASSISTANCE PROGRAM (MAP)																
<u>TOTAL</u>			1,239	-	1,239	-	-	-	-	-	-	-	-	-	-	
GAR-8	Philco	9,221	1,239	-	1,239	-	-	-	-	-	-	-	-	-	-	10,460

Source: Data Applications Division, Data Services Center, Comptroller of the Air Force.

Downgraded at 3-Year Intervals:
Declassified After 12 Years
DOD Dir 5200.10

TABLE 33 - USAF AIRCRAFT PROCUREMENT PROGRAMS BY FISCAL YEAR FUNDING -
FY 1960 THROUGH FY 1963

(Excludes experimental, used, and remanufactured aircraft. MAP-Military Assistance Program; MAS-Military Assistance Sales, and offshore procurement.)

TYPE, MODEL, AND SERIES	NO FUNDING YEAR	FY 1960	FY 1961	FY 1962	FY 1963
<u>TOTAL a/</u>	<u>23</u>	<u>686</u>	<u>726</u>	<u>975</u>	<u>1,319</u>
<u>Bomber - Total</u>	-	<u>82</u>	<u>70</u>	-	-
B-52H	-	62	40	-	-
B-58A	-	20	30	-	-
<u>Fighter - Total</u>	<u>18</u>	<u>149</u>	<u>273</u>	<u>377</u>	<u>605</u>
S-2A (S2F-1, MAP)	-	10	-	-	-
F-4B	-	-	-	29	-
F-4C	-	-	-	1	307
RF-4C	-	-	-	2	24
F-5A (MAP)	-	-	-	-	71
F-5B (MAP)	-	-	-	-	14
F-104G (Canada, OSP)	-	-	-	48	48
F-104G (MAP)	-	-	23	34	-
RF-104G (MAP)	-	-	10	14	-
TF-104G (MAP)	-	-	6	18	4
TF-104G (MAS, Germany)	-	-	54	-	18
TF-104G (MAS, Italy)	-	-	-	-	12
F-105D	-	139	180	195	-
F-105F	-	-	-	36	107
F-111A	18	-	-	-	-
<u>Cargo/Transport - Total</u>	<u>5</u>	<u>90</u>	<u>151</u>	<u>212</u>	<u>286</u>
C-130B	-	18	41	10	-
C-130B (MAP, Canada)	-	4	-	-	-
C-130B (MAP, Pakistan)	-	-	-	4	-
C-130E	-	-	16	83	144
C-130E (MAP, Turkey)	-	-	-	-	4
HC-130G (SC-130B, Coast Guard)	-	2	3	3	-
C-135A	-	10	5	-	-
KC-135A	-	56	65	84	88
RC-135A	-	-	-	-	9
C-135B	-	-	15	15	-
KC-135B	-	-	-	5	12
RC-135B	-	-	-	-	1
C-135F (MAS, France)	-	-	-	-	12
VC-137C	-	-	-	1	-
VC-140B	-	-	6	-	-
C-140B	-	-	-	5	-
C-141A	5	-	-	-	16
Jetstar	-	-	-	2	-
<u>Trainer - Total</u>	-	<u>215</u>	<u>216</u>	<u>281</u>	<u>203</u>
T-37B	-	130	-	-	-
T-37B/C (MAP)	-	-	20	72	34
T-38A	-	50	144	144	137
T-39A	-	31	52	55	-
T-39B	-	4	-	-	-
T-39D (Navy)	-	-	-	10	32

Downgraded at 3-Year Intervals:
Declassified After 12 Years
DOD Dir 5200.10

TABLE 33 - USAF AIRCRAFT PROCUREMENT PROGRAMS BY FISCAL YEAR FUNDING -
FY 1960 THROUGH FY 1963 (CONTINUED)

TYPE, MODEL, AND SERIES	NO FUNDING YEAR	FY 1960	FY 1961	FY 1962	FY 1963
<u>Helicopter - Total</u>	-	<u>53</u>	<u>15</u>	<u>85</u>	<u>130</u>
UH-1B (MAP, Colombia)	-	-	-	-	3
CH-1C (MAP)	-	-	-	5	1
UH-1E (Marine Corps)	-	-	-	3	30
UH-1F	-	-	-	-	25
CH-3B	-	-	-	6	-
CH-3C	-	-	-	6	16
CH-34C (MAP)	-	-	-	-	21
UH-34D (MAP)	-	-	-	-	26
SH-34J (HSS-1, MAP)	-	6	-	-	-
HH-43B	-	42	-	59	-
HH-43B (MAP)	-	-	15	6	8
Model 44A (H-21, MAP)	-	5	-	-	-
<u>Utility - Total</u>	-	<u>37</u>	<u>1</u>	-	<u>63</u>
U-3B	-	35	-	-	-
U-6A (L-20A, MAP)	-	2	-	-	-
U-7A (L-21B, MAP)	-	-	1	-	-
U-10B (MAP)	-	-	-	-	12
U-17A (Model 185, MAP)	-	-	-	-	51
<u>Glider - Total</u>	-	<u>60</u>	-	-	-
TS-1A-SW (MAP)	-	30	-	-	-
S-2A-SW (MAP)	-	30	-	-	-
<u>Other - Total</u>	-	-	-	<u>20</u>	<u>32</u>
U-10A/B	-	-	-	20	32

a/ Quantities on program are based on USAF Aircraft Production Schedules (WA and WAM series)

Source: Data Applications Division, Data Services Center, Comptroller of the Air Force

TABLE 34 - USAF GUIDED AIRCRAFT ROCKET PROCUREMENT PROGRAMS BY FISCAL YEAR FUNDING -
FY 1960 THROUGH FY 1963

MODEL DESIGNATION, POPULAR NAME, AND MANUFACTURER	FISCAL YEAR PROCUREMENT PROGRAMS			
	1960	1961	1962	1963
<u>GUIDED AIRCRAFT ROCKET - TOTAL</u>	<u>4,542</u>	<u>4,730</u>	<u>14,873</u>	<u>1,727</u>
GAR-1D (WSEM) a/. . . Falcon Hughes	-	-	202	-
GAR-2B Falcon Hughes	-	-	-	1,300
GAR-2A (WSEM) a/. . . Falcon Hughes	-	-	36	-
GAR-3/A Falcon Hughes	1,100	980	439	-
GAR-3 (WSEM) a/. . . Falcon Hughes	33	-	56	-
GAR-4A Falcon Hughes	780	1,320	499	-
GAR-11 Falcon Hughes	680	1,200	-	-
GAR-11A Falcon Hughes	-	-	449	427
GAR-8(A) Sidewinder Hughes	-	-	12,742	-
GAR-8 b/. Sidewinder Hughes	1,949	1,230	-	-
SPARROW IIIA Sparrow IIIA Raytheon	-	-	450	-

a/ Weapon System Evaluator Missile.

b/ USAF for Military Assistance Program (MAP).

Source: Data Applications Division, Data Services Center, Comptroller of the Air Force

TABLE 35 - USAF TARGET DRONE PROCUREMENT PROGRAMS BY FISCAL YEAR FUNDING -
FY 1960 THROUGH FY 1963

MODEL DESIGNATION AND MANUFACTURER	FISCAL YEAR PROCUREMENT PROGRAMS			
	1960	1961	1962	1963
<u>TARGET DRONE - TOTAL</u>	<u>3,374</u>	<u>135</u>	<u>219</u>	<u>161</u>
<u>For USAF - Total</u>	<u>1,169</u>	-	<u>31</u>	<u>46</u>
Q-2C Ryan	240	-	31	46
OQ-19D Radioplane	929	-	-	-
<u>For Army - Total</u>	<u>1,605</u>	-	-	-
OQ-19B Radioplane	1,605	-	-	-
<u>For Navy - Total</u>	<u>600</u>	<u>135</u>	<u>188</u>	<u>115</u>
Q-2C Ryan	100	135	188	115
OQ-19 (KD-2R-5) Radioplane	500	-	-	-

Source: Data Applications Division, Data Services Center, Comptroller of the Air Force

DOWNGRADED AT 3 YEAR INTERVALS;
DECLASSIFIED AFTER 12 YEARS.
DOD DIR. 5200.10

[REDACTED]

**TABLE 36 - USAF GUIDED MISSILE PROCUREMENT PROGRAMS BY FISCAL YEAR FUNDING -
FY 1960 THROUGH FY 1963**

MODEL DESIGNATION, POPULAR NAME, AND MANUFACTURER	FISCAL YEAR PROCUREMENT PROGRAMS				
	No Funding Year	1960	1961	1962	1963
<u>USAF GUIDED MISSILE - TOTAL</u>	<u>1,437</u>	<u>1,678</u>	<u>1,600</u>	<u>10,207</u>	<u>7,193</u>
<u>STRATEGIC MISSILE - TOTAL</u>	<u>1,437</u>	<u>445</u>	<u>522</u>	<u>177</u>	-
X/SM-65A/B/C/D . . . Atlas Convair	a/ 145	-	-	-	-
X/SM-65E Atlas Convair	81	-	-	-	-
X/SM-65F Atlas Convair	124	-	-	-	-
XSM-68 Titan I Martin	55	-	-	-	-
SM-68 Titan I Martin	98	-	-	-	-
XSM-68B Titan II Martin	43	-	-	-	-
SM-68B Titan II Martin	83	-	-	-	-
GAM-72A Quail McDonnell	-	236	301	-	-
XGAM-77A Hound Dog N. American	-	9	-	-	-
GAM-77 Hound Dog N. American	-	170	-	-	-
GAM-77A Hound Dog N. American	-	30	221	177	-
XSM-80 Minuteman Boeing	54	-	-	-	-
SM-80A/B Minuteman Boeing	727	-	-	-	-
XSM-80C Minuteman Boeing	27	-	-	-	-
<u>TACTICAL MISSILE - TOTAL</u>	-	<u>1,048</u>	<u>1,078</u>	<u>10,030</u>	<u>7,193</u>
TM-76B Mace Martin	-	84	-	-	-
GAM-83A Bullpup Martin	-	540	1,078	10,030	4,393
Bullpup Trainer . . . Bullpup Martin	-	-	-	-	2,800
TGAM-83 Bullpup Martin	-	424	-	-	-
<u>INTERCEPTOR MISSILE - TOTAL</u>	-	<u>185</u>	-	-	-
IM-99B Bomarc Boeing	-	185	-	-	-

a/ Excludes 34 Boosters and 4 NIKE ZEUS.

Source: Data Applications Division, Data Services Center, Comptroller of the Air Force

[REDACTED]

DOWNGRADED AT 3 YEAR INTERVALS; DECLASSIFIED AFTER 12 YEARS. DOD DIR. 5200.10

TABLE 37 - FUNCTIONAL DISTRIBUTION OF USAF AIRCRAFT BY TYPE, WORLD-WIDE, AT END OF QUARTER - FY 1963

(IRAN - Inspection and Repair As Necessary)

TYPE OF AIRCRAFT	TOTAL (AIR- CRAFT)	ACTIVE											TOTAL IN- ACTIVE
		Total	Operating							Non-Operating			
			Total	Tactical and Combat Support	Training	Opera- tional Support	Admin- istra- tive	Special Activity and Util- ity Trans- port	Test and Test Support	Total	Mainte- nance, Modifi- cation, and IRAN	Other	
30 SEPTEMBER 1962													
<u>TOTAL</u>	<u>15,642</u>	<u>14,074</u>	<u>12,732</u>	<u>7,867</u>	<u>2,315</u>	<u>891</u>	<u>118</u>	<u>1,169</u>	<u>372</u>	<u>1,342</u>	<u>1,189</u>	<u>153</u>	<u>1,568</u>
Bombers	2,002	1,864	1,651	1,520	71	-	-	5	55	213	208	5	138
Tankers	1,257	1,213	1,145	1,128	-	-	-	5	12	68	61	7	44
Fighters	3,961	3,760	3,174	2,607	436	-	-	12	119	586	519	67	201
Reconnaissance	799	689	600	550	29	-	-	10	11	89	89	-	110
Search and Rescue	235	194	172	137	9	1	-	25	-	22	18	4	41
Special Research	5	3	-	-	-	-	-	-	-	3	-	3	2
Cargo	2,654	2,400	2,198	1,169	44	193	115	595	82	202	184	18	254
Trainers	4,060	3,340	3,204	600	1,655	697	1	181	70	136	104	32	720
Liaison	152	113	105	5	11	-	1	87	1	8	3	5	39
Helicopters	314	295	282	147	58	-	-	55	22	13	1	12	19
Utility	203	203	201	4	2	-	1	194	-	2	2	-	-
31 DECEMBER 1962													
<u>TOTAL</u>	<u>15,697</u>	<u>14,100</u>	<u>12,653</u>	<u>7,904</u>	<u>2,310</u>	<u>808</u>	<u>112</u>	<u>1,155</u>	<u>364</u>	<u>1,447</u>	<u>1,274</u>	<u>173</u>	<u>1,597</u>
Bombers	2,007	1,867	1,642	1,532	56	-	-	5	49	225	224	1	140
Tankers	1,250	1,214	1,131	1,111	-	-	-	5	15	83	74	9	36
Fighters	3,921	3,725	3,189	2,577	478	-	-	15	119	536	500	36	196
Reconnaissance	760	646	539	488	30	-	-	10	11	107	103	4	114
Search and Rescue	132	95	73	59	7	1	-	6	-	22	18	4	37
Special Research	5	3	-	-	-	-	-	-	-	3	2	1	2
Cargo	2,764	2,486	2,274	1,281	46	179	109	580	79	212	201	11	278
Trainers	4,112	3,363	3,159	617	1,653	628	1	192	68	204	122	82	749
Liaison	152	124	95	5	10	-	1	79	-	29	25	4	28
Helicopters	393	376	351	230	28	-	-	70	23	25	4	21	17
Utility	201	201	200	4	2	-	1	193	-	1	1	-	-

DOWNGRADED AT 3 YEAR INTERVALS;
DECLASSIFIED AFTER 12 YEARS.
DOD DIR. 5200.10

TABLE 37 - FUNCTIONAL DISTRIBUTION OF USAF AIRCRAFT BY TYPE, WORLD-WIDE, AT END OF QUARTER - FY 1963 (CONTINUED)

TYPE OF AIRCRAFT	TOTAL (AIR- CRAFT)	ACTIVE											TOTAL IN- ACTIVE
		Total	Operating							Non-Operating			
			Total	Tactical and Combat Support	Training	Opera- tional Support	Admin- istra- tive	Special Activity and Util- ity Trans- port	Test and Test Support	Total	Mainte- nance, Modifi- cation, and IRAN	Other	
31 MARCH 1963													
<u>TOTAL</u>	<u>15,611</u>	<u>13,765</u>	<u>12,060</u>	<u>7,522</u>	<u>2,242</u>	<u>685</u>	<u>114</u>	<u>1,131</u>	<u>366</u>	<u>1,705</u>	<u>1,569</u>	<u>136</u>	<u>1,846</u>
Bombers	1,998	1,727	1,476	1,368	57	-	-	4	47	251	250	1	271
Tankers	1,221	1,138	1,055	1,036	-	-	-	3	16	83	73	10	83
Fighters	3,887	3,713	3,041	2,431	474	-	-	18	118	672	639	33	174
Reconnaissance	749	639	517	469	27	-	-	8	13	122	120	2	110
Search and Rescue	129	97	70	60	3	-	-	7	-	27	25	2	32
Special Research	5	3	-	-	-	-	-	-	-	3	2	1	2
Cargo	2,788	2,495	2,240	1,274	52	144	113	577	80	255	243	12	293
Trainers	4,080	3,212	2,985	601	1,596	541	-	182	65	227	185	42	868
Liaison	-	-	-	-	-	-	-	-	-	-	-	-	-
Helicopters	401	396	362	239	28	-	-	68	27	34	4	30	5
Utility a/	353	345	314	44	5	-	1	264	-	31	28	3	8
30 JUNE 1963													
<u>TOTAL</u>	<u>15,577</u>	<u>13,680</u>	<u>11,817</u>	<u>7,391</u>	<u>2,201</u>	<u>612</u>	<u>116</u>	<u>1,127</u>	<u>370</u>	<u>1,863</u>	<u>1,678</u>	<u>185</u>	<u>1,897</u>
Bombers	1,977	1,674	1,377	1,322	3	-	-	5	47	297	296	1	303
Tankers	1,216	1,100	1,015	997	-	-	-	3	15	85	71	14	116
Fighters	3,861	3,718	2,947	2,324	489	-	-	17	117	771	714	57	143
Reconnaissance	789	655	536	487	26	-	-	9	14	119	116	3	134
Search and Rescue	118	91	68	61	1	-	-	6	-	23	22	1	27
Special Research	5	3	-	-	-	-	-	-	-	3	2	1	2
Cargo	2,822	2,510	2,223	1,291	42	143	112	552	83	287	260	27	312
Trainers	4,009	3,159	2,931	616	1,581	469	-	200	65	228	180	48	850
Liaison	-	-	-	-	-	-	-	-	-	-	-	-	-
Helicopters	423	418	384	229	54	-	-	72	29	34	3	31	5
Utility a/	357	352	336	64	5	-	4	263	-	16	14	2	5

a/ Includes aircraft previously designated as Liaison aircraft; redesignated in accordance with AFR 66-11

Source: Data Applications Division, Data Services Center, Comptroller of the Air Force

Downgraded at 3-Year Intervals;
Declassified After 12 Years
DOD Dir 5200.10

TABLE 38 - FUNCTIONAL DISTRIBUTION OF USAF AIRCRAFT BY TYPE, MODEL, AND SELECTED SERIES, WORLD-WIDE -
30 JUN 1963

(IRAN - Inspection and Repair As Necessary)

TYPE, MODEL, AND SELECTED SERIES	TOTAL AIR- CRAFT	ACTIVE											TOTAL IN- ACTIVE
		Total	Operating							Non-Operating			
			Total	Tactical and Combat Support	Training	Opera- tional Support	Admin- istra- tive	Special Activity and Util- ity Trans- port	Test and Test Support	Total	Mainte- nance, Modifi- cation, and IRAN	Other	
<u>TOTAL</u>	<u>15,577</u>	<u>13,680</u>	<u>11,817</u>	<u>7,391</u>	<u>2,201</u>	<u>612</u>	<u>116</u>	<u>1,127</u>	<u>370</u>	<u>1,863</u>	<u>1,678</u>	<u>185</u>	<u>1,897</u>
<u>BOMBER - TOTAL</u>	<u>1,977</u>	<u>1,674</u>	<u>1,377</u>	<u>1,322</u>	<u>3</u>	-	-	<u>5</u>	<u>47</u>	<u>297</u>	<u>296</u>	<u>1</u>	<u>303</u>
B-26	37	29	24	21	2	-	-	-	1	5	5	-	8
B-45	1	1	1	-	-	-	-	-	1	-	-	-	-
B-47	957	712	627	619	1	-	-	-	7	85	85	-	245
B-52	709	708	529	515	-	-	-	-	14	179	178	1	1
B-57	112	111	104	84	-	-	-	5	15	7	7	-	1
B-58	94	94	73	67	-	-	-	-	6	21	21	-	-
B-66	65	17	17	14	-	-	-	-	3	-	-	-	48
A-1E	2	2	2	2	-	-	-	-	-	-	-	-	-
<u>TANKER - TOTAL</u>	<u>1,216</u>	<u>1,100</u>	<u>1,015</u>	<u>997</u>	-	-	-	<u>3</u>	<u>15</u>	<u>85</u>	<u>71</u>	<u>14</u>	<u>116</u>
KB-50	114	105	94	94	-	-	-	-	-	11	11	-	9
KC-97	500	393	391	387	-	-	-	3	1	2	2	-	107
KC-135	602	602	530	516	-	-	-	-	14	72	58	14	-
<u>FIGHTER - TOTAL</u>	<u>3,861</u>	<u>3,718</u>	<u>2,947</u>	<u>2,324</u>	<u>489</u>	-	-	<u>17</u>	<u>117</u>	<u>771</u>	<u>714</u>	<u>57</u>	<u>143</u>
F-84F	298	283	268	201	66	-	-	-	1	15	15	-	15
F-84G	1	-	-	-	-	-	-	-	-	-	-	-	1
F-86D/L	121	20	1	1	-	-	-	-	-	19	9	10	101
F-86F/H	59	50	31	1	23	-	-	-	7	19	18	1	9
F-89	55	47	10	10	-	-	-	-	-	37	37	-	8
F-100	1,134	1,133	939	684	216	-	-	-	39	194	191	3	1
F-101A/C	76	75	63	60	-	-	-	-	2	12	12	-	1
F/TF-101B/F	371	370	275	254	8	-	-	3	10	95	95	-	1
F/TF-102A	687	685	539	444	81	-	-	-	14	146	145	1	2

DOWNGRADED AT 3 YEAR INTERVALS;
DECLASSIFIED AFTER 12 YEARS.
DOD DIR. 5200.10

TABLE 38 - FUNCTIONAL DISTRIBUTION OF USAF AIRCRAFT BY TYPE, MODEL, AND SELECTED SERIES, WORLD-WIDE -
30 JUN 1963 (CONTINUED)

TYPE, MODEL, AND SELECTED SERIES	TOTAL AIR- CRAFT	ACTIVE										TOTAL IN- ACTIVE	
		Total	Operating						Non-Operating				
			Total	Tactical and Combat Support	Training	Opera- tional Support	Admin- istra- tive	Special Activity and Util- ity Trans- port	Test and Test Support	Total	Mainte- nance, Modifi- cation, and IRAN		Other
FIGHTER (Continued)													
F-104A/B	77	73	67	48	-	-	-	10	9	6	6	-	4
F/TF-104C/D/G	84	84	73	50	15	-	-	-	8	11	9	2	-
F-105	561	561	425	341	70	-	-	-	14	136	111	25	-
F-106	310	310	242	230	-	-	-	3	9	68	66	2	-
F-4B/C	24	24	12	-	10	-	-	-	2	12	-	12	-
F-5A	3	3	2	-	-	-	-	-	2	1	-	1	-
RECONNAISSANCE - TOTAL .	789	655	536	487	26	-	-	9	14	119	116	3	134
RB-26	1	1	1	-	1	-	-	-	-	-	-	-	-
RB-45	1	1	1	-	-	-	-	-	1	-	-	-	-
EB-47	115	115	97	97	-	-	-	-	-	18	18	-	-
RB-47	134	38	34	31	-	-	-	-	3	4	4	-	96
WB-47	3	3	3	3	-	-	-	-	-	-	-	-	-
RB-50	16	16	14	14	-	-	-	-	-	2	2	-	-
WB-50	38	31	29	29	-	-	-	-	-	2	2	-	7
RB-57	51	50	37	27	-	-	-	7	3	13	13	-	1
YRB-58	4	4	4	-	2	-	-	-	2	-	-	-	-
RB-66	122	121	112	94	17	-	-	-	1	9	9	-	1
WB-66	13	13	12	11	-	-	-	-	1	1	1	-	-
RF-84F	4	4	1	1	-	-	-	-	-	3	3	-	-
RF-101A/C	154	152	109	103	6	-	-	-	-	43	41	2	2
RF-104G	1	1	1	-	-	-	-	-	1	-	-	-	-
RF-33A	1	1	-	-	-	-	-	-	-	1	1	-	-
RC-45	8	-	-	-	-	-	-	-	-	-	-	-	8
EC-47	24	5	5	5	-	-	-	-	-	-	-	-	19
RC-47	2	2	2	-	-	-	-	-	-	-	-	-	-
EC-54	1	1	1	1	-	-	-	-	-	-	-	-	-
EC-121	21	21	14	14	-	-	-	-	-	7	6	1	-
RC-121	59	59	45	44	-	-	-	-	1	14	14	-	-
RC-130	16	16	14	13	-	-	-	-	1	2	2	-	-

Downgraded at 3-Year Intervals:
Declassified After 12 Years
DOD Dir 5200.10

TABLE 38 - FUNCTIONAL DISTRIBUTION OF USAF AIRCRAFT BY TYPE, MODEL, AND SELECTED SERIES, WORLD-WIDE -
30 JUN 1963 (CONTINUED)

TYPE, MODEL, AND SELECTED SERIES	TOTAL AIR- CRAFT	ACTIVE										TOTAL IN- ACTIVE	
		Total	Operating							Non-Operating			
			Total	Tactical and Combat Support	Training	Opera- tional Support	Admin- istra- tive	Special Activity and Util- ity Trans- port	Test and Test Support	Total	Mainte- nance, Modifi- cation, and IRAN		Other
<u>SEARCH AND RESCUE - TOTAL</u>	<u>118</u>	<u>91</u>	<u>68</u>	<u>61</u>	<u>1</u>	-	-	<u>6</u>	-	<u>23</u>	<u>22</u>	<u>1</u>	<u>27</u>
HC-47	33	9	6	5	1	-	-	-	-	3	3	-	24
HC-54	36	36	28	28	-	-	-	-	-	8	8	-	-
HC-130	1	1	-	-	-	-	-	-	-	1	-	1	-
HU-16	48	45	34	28	-	-	-	6	-	11	11	-	3
<u>SPECIAL RESEARCH - TOTAL</u>	<u>5</u>	<u>3</u>	-	-	-	-	-	-	-	<u>3</u>	<u>2</u>	<u>1</u>	<u>2</u>
X-13	2	2	-	-	-	-	-	-	-	2	2	-	-
X-15	3	1	-	-	-	-	-	-	-	1	-	1	2
<u>CARGO - TOTAL</u>	<u>2,822</u>	<u>2,510</u>	<u>2,223</u>	<u>1,291</u>	<u>42</u>	<u>143</u>	<u>112</u>	<u>552</u>	<u>83</u>	<u>287</u>	<u>260</u>	<u>27</u>	<u>312</u>
C-45	5	-	-	-	-	-	-	-	-	-	-	-	5
C-46	119	15	15	14	1	-	-	-	-	-	-	-	104
C-47	470	388	334	23	8	103	-	199	1	54	50	4	82
VC-47	228	183	167	17	2	28	1	119	-	16	15	1	45
C-54	235	219	200	50	-	1	54	88	7	19	19	-	16
VC-54	26	25	24	2	-	-	19	3	-	1	1	-	1
C-97	35	34	32	17	-	-	1	12	2	2	2	-	1
C-117	22	19	16	-	-	4	-	12	-	3	3	-	3
VC-117	2	2	2	-	-	-	-	2	-	-	-	-	-
C-118	125	124	120	103	-	-	10	7	-	4	4	-	1
VC-118	5	5	4	2	-	-	1	1	-	1	1	-	-
C-119	184	131	131	130	-	-	-	-	1	-	-	-	53
C-121	48	48	42	36	-	-	3	-	3	6	6	-	-
VC-121	1	1	1	1	-	-	-	-	-	-	-	-	-
C-123	209	209	191	180	-	-	-	7	4	18	18	-	-
C-124	394	394	350	350	-	-	-	-	-	44	44	-	-
C-130	406	405	333	253	31	-	-	17	32	72	52	20	1
C-131	101	101	91	31	-	-	17	10	33	10	10	-	-
VC-131	4	4	2	1	-	-	1	-	-	2	2	-	-
C-133	46	46	24	24	-	-	-	-	-	22	22	-	-
C-135	44	44	41	41	-	-	-	-	-	3	3	-	-

DOWNGRADED AT 3 YEAR INTERVALS;
DECLASSIFIED AFTER 12 YEARS.
DOD DIR. 5200.10

TABLE 38 - FUNCTIONAL DISTRIBUTION OF USAF AIRCRAFT BY TYPE, MODEL, AND SELECTED SERIES, WORLD-WIDE -
30 JUN 1963 (CONTINUED)

TYPE, MODEL, AND SELECTED SERIES	TOTAL AIR- CRAFT	ACTIVE											TOTAL IN- ACTIVE
		Total	Operating							Non-Operating			
			Total	Tactical and Combat Support	Training	Opera- tional Support	Admin- istra- tive	Special Activity and Util- ity Trans- port	Test and Test Support	Total	Mainte- nance, Modifi- cation and IRAN	Other	
CARGO (Continued)													
VC-137	4	4	3	3	-	-	-	-	-	1	1	-	-
C-140	8	8	6	6	-	-	-	-	-	2	-	2	-
VC-140	6	6	5	5	-	-	-	-	-	1	1	-	-
CT-29	4	4	4	-	-	-	-	4	-	-	-	-	-
VT-29	91	91	85	2	-	7	5	71	-	6	6	-	-
TRAINER - TOTAL	4,008	3,158	2,930	615	1,581	469	-	200	65	228	180	48	850
T-28	250	98	84	26	54	-	-	-	4	14	11	3	152
T-29	232	232	204	3	136	27	-	28	10	28	28	-	-
T-33	2,100	1,785	1,659	548	549	442	-	85	35	126	108	18	315
T-34	290	9	5	3	-	-	-	1	1	4	-	4	281
T-37	633	560	560	-	555	-	-	-	5	-	-	-	73
T-38	291	290	265	-	252	-	-	6	7	25	17	8	1
T-39	128	128	101	-	20	-	-	79	2	27	12	15	-
TB-26	23	3	3	3	-	-	-	-	-	-	-	-	20
TB-47	3	1	1	-	-	-	-	-	1	-	-	-	2
TB-50	1	-	-	-	-	-	-	-	-	-	-	-	1
TB-57	29	29	27	26	-	-	-	1	-	2	2	-	-
TB-58	4	4	3	-	3	-	-	-	-	1	1	-	-
TC-45	4	-	-	-	-	-	-	-	-	-	-	-	4
TC-46	1	1	1	1	-	-	-	-	-	-	-	-	-
TC-47	6	5	5	5	-	-	-	-	-	-	-	-	1
TC-54	8	8	8	-	8	-	-	-	-	-	-	-	-
TC-121	5	5	4	-	4	-	-	-	-	1	1	-	-
HELICOPTER - TOTAL	423	418	384	229	54	-	-	72	29	34	3	31	5
CH-3	6	6	1	-	-	-	-	1	-	5	-	5	-
CH-21	74	72	71	7	16	-	-	38	10	1	1	-	2
CH-47	4	4	2	-	-	-	-	-	2	2	-	2	-

Downgraded at 3-Year Intervals:
Declassified After 12 Years
DOD Dir 5200.10

TABLE 38 - FUNCTIONAL DISTRIBUTION OF USAF AIRCRAFT BY TYPE, MODEL, AND SELECTED SERIES, WORLD-WIDE -
30 JUN 1963 (CONTINUED)

729-033 O-64-10

TYPE, MODEL, AND SELECTED SERIES	TOTAL AIR- CRAFT	ACTIVE											TOTAL IN- ACTIVE
		Total	Operating							Non-Operating			
			Total	Tactical and Combat Support	Training	Opera- tional Support	Admin- istra- tive	Special Activity and Util- ity Trans- port	Test and Test Support	Total	Mainte- nance, Modifi- cation and IRAN	Other	
<u>HELICOPTER (Continued)</u>													
HH-19	106	104	102	64	25	-	-	13	-	2	1	1	2
HH-21	12	12	12	2	-	-	-	9	1	-	-	-	-
HH-43	150	150	127	113	8	-	-	2	4	23	1	22	-
UH-1	8	8	8	-	-	-	-	-	8	-	-	-	-
UH-13	4	4	4	-	-	-	-	2	2	-	-	-	-
UH-19	56	56	55	43	5	-	-	7	-	1	-	1	-
XH-33	1	-	-	-	-	-	-	-	-	-	-	-	1
XH-40	1	1	1	-	-	-	-	-	1	-	-	-	-
YAO-1	1	1	1	-	-	-	-	-	1	-	-	-	-
<u>UTILITY - TOTAL</u>	<u>357</u>	<u>352</u>	<u>336</u>	<u>64</u>	<u>5</u>	<u>-</u>	<u>4</u>	<u>263</u>	<u>-</u>	<u>16</u>	<u>14</u>	<u>2</u>	<u>5</u>
U-3	185	185	184	-	2	-	3	179	-	1	1	-	-
U-4	14	14	13	3	-	-	-	10	-	1	1	-	-
U-6	130	125	113	42	1	-	1	69	-	12	11	1	5
U-10	27	27	26	19	2	-	-	5	-	1	-	1	-
TO-1D	1	1	-	-	-	-	-	-	-	1	1	-	-

Source: Data Applications Division, Data Services Center, Comptroller of the Air Force

Downgraded at 3-Year Intervals:
Declassified After 12 Years
DOD Dir 5200.10

TABLE 39 -- FUNCTIONAL DISTRIBUTION OF USAF MISSILES BY TYPE, MODEL, AND SERIES, WORLD-WIDE, AT END OF QUARTER - FY 1963

(IRAN - Inspection and Repair As Necessary)

TYPE, MODEL, AND SERIES	TOTAL MIS-SILES	ACTIVE									TOTAL INACTIVE
		Total	Operating					Non-Operating			
			Total	Tactical and Combat Support	Training	Test and Test Support	Special Activity	Total	Maintenance, Modification and IRAN	Other	
30 SEPTEMBER 1962											
<u>TOTAL</u>	<u>2,183</u>	<u>1,991</u>	<u>1,773</u>	<u>1,590</u>	<u>40</u>	<u>142</u>	<u>1</u>	<u>218</u>	<u>73</u>	<u>145</u>	<u>192</u>
<u>STRATEGIC - TOTAL</u>	<u>1,375</u>	<u>1,321</u>	<u>1,172</u>	<u>1,053</u>	<u>3</u>	<u>116</u>	-	<u>149</u>	<u>66</u>	<u>83</u>	<u>54</u>
M-65D (Atlas)	51	50	40	32	-	8	-	10	3	7	-
M-65E (Atlas)	43	43	36	31	-	5	-	7	7	-	-
M-65F (Atlas)	92	91	82	37	2	43	-	9	3	6	1
M-68 (Titan)	80	71	63	54	-	9	-	8	5	3	9
M-68B (Titan)	6	6	1	-	-	1	-	5	-	5	-
M-72 (Quail)	6	6	6	6	-	-	-	-	-	-	-
M-72A (Quail)	505	474	437	433	-	4	-	37	26	11	31
M-75 (Thor)	35	34	23	-	1	22	-	11	1	10	1
M-77 (Hound Dog)	225	225	201	199	-	2	-	24	21	3	-
M-77A (Hound Dog)	291	291	264	261	-	3	-	27	-	27	-
M-78 (Jupiter)	12	1	1	-	-	1	-	-	-	-	11
M-80 (Minuteman)	18	18	15	-	-	15	-	3	-	3	-
M-81 (Agena-Discoverer)	11	11	3	-	-	3	-	8	-	8	-
<u>TACTICAL - TOTAL</u>	<u>296</u>	<u>200</u>	<u>168</u>	<u>126</u>	<u>37</u>	<u>4</u>	<u>1</u>	<u>32</u>	<u>2</u>	<u>27</u>	<u>96</u>
M-61C (Matador)	62	18	18	18	-	-	-	-	-	-	44
M-76 (Mace)	16	13	10	10	-	-	-	3	-	3	3
M-76A (Mace)	151	117	100	79	21	-	-	17	5	12	34
M-76B (Mace)	67	52	40	19	16	4	1	12	-	12	15
<u>AIR DEFENSE - TOTAL</u>	<u>463</u>	<u>436</u>	<u>420</u>	<u>410</u>	-	<u>10</u>	-	<u>16</u>	<u>1</u>	<u>15</u>	<u>27</u>
M-99A (Bomarc)	216	216	214	210	-	4	-	2	1	1	-
M-99B (Bomarc)	247	220	206	200	-	6	-	14	-	14	27
<u>TEST - TOTAL</u>	<u>49</u>	<u>34</u>	<u>13</u>	<u>1</u>	-	<u>12</u>	-	<u>21</u>	<u>1</u>	<u>20</u>	<u>15</u>
XM-65E (Atlas)	1	1	1	-	-	1	-	-	-	-	-
XM-68 (Titan)	4	2	1	1	-	-	-	1	1	-	2
XM-68B (Titan)	16	16	4	-	-	4	-	12	-	12	-
XM-75 (Thor)	1	1	1	-	-	1	-	-	-	-	-
XM-80 (Minuteman)	4	4	-	-	-	-	-	4	-	4	-
XM-81 (Agena-Discoverer)	11	9	5	-	-	5	-	4	-	4	2
X-7A (Air Defense)	12	1	1	-	-	1	-	-	-	-	11
31 DECEMBER 1962											
<u>TOTAL</u>	<u>2,302</u>	<u>2,136</u>	<u>1,883</u>	<u>1,718</u>	<u>37</u>	<u>127</u>	<u>1</u>	<u>253</u>	<u>99</u>	<u>154</u>	<u>166</u>
<u>STRATEGIC - TOTAL</u>	<u>1,466</u>	<u>1,438</u>	<u>1,264</u>	<u>1,163</u>	-	<u>101</u>	-	<u>174</u>	<u>91</u>	<u>83</u>	<u>28</u>
M-65D (Atlas)	52	51	40	33	-	7	-	11	3	8	1
M-65E (Atlas)	40	40	34	32	-	2	-	6	6	-	-
M-65F (Atlas)	92	90	82	55	-	27	-	8	4	4	2

Downgraded at 3-Year Intervals:
Declassified After 12 Years
DOD Dir 5200.10

TABLE 39 - FUNCTIONAL DISTRIBUTION OF USAF MISSILES BY TYPE, MODEL, AND SERIES, WORLD-WIDE, AT END OF QUARTER - FY 1963 (CONTINUED)

TYPE, MODEL, AND SERIES	TOTAL MIS-SILES	ACTIVE									TOTAL INACTIVE
		Total	Operating					Non-Operating			
			Total	Tactical and Combat Support	Training	Test and Test Support	Special Activity	Total	Maintenance, Modification and IRAN	Other	
31 DECEMBER 1962 (Continued)											
<u>STRATEGIC (Continued)</u>											
M-68 (Titan)	81	71	63	54	-	9	-	8	3	5	10
M-68B (Titan)	12	12	5	-	-	5	-	7	-	7	-
M-72 (Quail)	6	6	6	6	-	-	-	-	-	-	-
M-72A (Quail)	501	500	433	431	-	2	-	67	65	2	1
M-75 (Thor)	16	13	7	-	-	7	-	6	1	5	3
M-77 (Hound Dog)	224	224	213	212	-	1	-	11	8	3	-
M-77A (Hound Dog)	363	363	324	319	-	5	-	39	1	38	-
M-78 (Jupiter)	12	1	1	-	-	1	-	-	-	-	11
M-80 (Minuteman)	59	59	54	21	-	33	-	5	-	5	-
M-81 (Agena-Discoverer)	8	8	2	-	-	2	-	6	-	6	-
<u>TACTICAL - TOTAL</u>	<u>295</u>	<u>200</u>	<u>183</u>	<u>141</u>	<u>37</u>	<u>4</u>	<u>1</u>	<u>17</u>	<u>5</u>	<u>12</u>	<u>95</u>
M-61C (Matador)	60	15	15	15	-	-	-	-	-	-	45
M-76 (Mace)	16	15	15	15	-	-	-	-	-	-	1
M-76A (Mace)	152	118	108	87	21	-	-	10	5	5	34
M-76B (Mace)	67	52	45	24	16	4	1	7	-	7	15
<u>AIR DEFENSE - TOTAL</u>	<u>488</u>	<u>460</u>	<u>423</u>	<u>413</u>	<u>-</u>	<u>10</u>	<u>-</u>	<u>37</u>	<u>2</u>	<u>35</u>	<u>28</u>
M-99A (Bomarc)	216	215	213	209	-	4	-	2	2	-	1
M-99B (Bomarc)	272	245	210	204	-	6	-	35	-	35	27
<u>TEST - TOTAL</u>	<u>53</u>	<u>38</u>	<u>13</u>	<u>1</u>	<u>-</u>	<u>12</u>	<u>-</u>	<u>25</u>	<u>1</u>	<u>24</u>	<u>15</u>
XM-65E (Atlas)	1	1	1	-	-	1	-	-	-	-	-
XM-68 (Titan)	4	2	1	1	-	-	-	1	1	-	2
XM-68B (Titan)	18	18	6	-	-	6	-	12	-	12	-
XM-75 (Thor)	1	1	1	-	-	1	-	-	-	-	-
XM-80 (Minuteman)	4	4	-	-	-	-	-	4	-	4	-
XM-81 (Agena-Discoverer)	13	11	3	-	-	3	-	8	-	8	2
X-7A (Air Defense)	12	1	1	-	-	1	-	-	-	-	11
31 MARCH 1963											
<u>TOTAL</u>	<u>2,426</u>	<u>2,273</u>	<u>1,994</u>	<u>1,814</u>	<u>35</u>	<u>144</u>	<u>1</u>	<u>279</u>	<u>124</u>	<u>155</u>	<u>153</u>
<u>STRATEGIC - TOTAL</u>	<u>1,602</u>	<u>1,569</u>	<u>1,368</u>	<u>1,259</u>	<u>-</u>	<u>109</u>	<u>-</u>	<u>201</u>	<u>116</u>	<u>85</u>	<u>33</u>
M-65D (Atlas)	61	60	43	35	-	8	-	17	3	14	1
M-65E (Atlas)	45	45	34	31	-	3	-	11	6	5	-
M-65F (Atlas)	97	96	83	57	-	26	-	13	6	7	1
M-68 (Titan)	82	67	59	51	-	8	-	8	5	3	15
M-68B (Titan)	28	28	16	1	-	15	-	12	-	12	-
M-72 (Quail)	6	6	6	6	-	-	-	-	-	-	-
M-72A (Quail)	344	344	294	292	-	2	-	50	48	2	-
M-72B (Quail)	153	153	121	121	-	-	-	32	32	-	-
M-75 (Thor)	17	13	9	-	-	9	-	4	1	3	4
M-77 (Hound Dog)	220	220	210	209	-	1	-	10	8	2	-

Downgraded at 3-Year Intervals:
Declassified After 12 Years
DOD Dir 5200.10

TABLE 39 - FUNCTIONAL DISTRIBUTION OF USAF MISSILES BY TYPE, MODEL, AND SERIES,
WORLD-WIDE, AT END OF QUARTER - FY 1963 (CONTINUED)

TYPE, MODEL, AND SERIES	TOTAL MIS- SILES	ACTIVE									TOTAL INAC- TIVE
		Operating						Non-Operating			
		Total	Tacti- cal and Combat Sup- port	Train- ing	Test and Test Sup- port	Special Activity	Total	Mainte- nance, Modifi- cation and IRAN	Other		
31 MARCH 1963 (Continued)											
<u>STRATEGIC (Continued)</u>											
M-77A (Hound Dog)	409	409	382	375	-	7	-	27	-	27	-
M-78 (Jupiter)	12	1	1	-	-	1	-	-	-	-	11
M-80 (Minuteman)	122	121	107	81	-	26	-	14	7	7	1
M-81 (Agena-Discoverer)	6	6	3	-	-	3	-	3	-	3	-
<u>TACTICAL - TOTAL</u>	<u>282</u>	<u>202</u>	<u>185</u>	<u>145</u>	<u>35</u>	<u>4</u>	<u>1</u>	<u>17</u>	<u>4</u>	<u>13</u>	<u>80</u>
M-61C (Matador)	59	15	15	15	-	-	-	-	-	-	44
M-76 (Mace)	10	9	9	9	-	-	-	-	-	-	1
M-76A (Mace)	143	124	109	89	20	-	-	15	4	11	19
M-76B (Mace)	70	54	52	32	15	4	1	2	-	2	16
<u>AIR DEFENSE - TOTAL</u>	<u>485</u>	<u>458</u>	<u>422</u>	<u>409</u>	<u>-</u>	<u>13</u>	<u>-</u>	<u>36</u>	<u>3</u>	<u>33</u>	<u>27</u>
M-99A (Bomarc)	216	216	212	207	-	5	-	4	3	1	-
M-99B (Bomarc)	269	242	210	202	-	8	-	32	-	32	27
<u>TEST - TOTAL</u>	<u>57</u>	<u>44</u>	<u>19</u>	<u>1</u>	<u>-</u>	<u>18</u>	<u>-</u>	<u>25</u>	<u>1</u>	<u>24</u>	<u>13</u>
XM-65E (Atlas)	1	1	1	-	-	1	-	-	-	-	-
XM-68 (Titan)	3	3	2	1	-	1	-	1	1	-	-
XM-68B (Titan)	18	18	8	-	-	8	-	10	-	10	-
XM-75 (Thor)	1	1	1	-	-	1	-	-	-	-	-
XM-80 (Minuteman)	2	2	-	-	-	-	-	2	-	2	-
XM-81 (Agena-Discoverer)	20	18	6	-	-	6	-	12	-	12	2
X-7A (Air Defense)	12	1	1	-	-	1	-	-	-	-	11
30 JUNE 1963											
<u>TOTAL</u>	<u>2,497</u>	<u>2,353</u>	<u>2,003</u>	<u>1,827</u>	<u>35</u>	<u>140</u>	<u>1</u>	<u>350</u>	<u>185</u>	<u>165</u>	<u>144</u>
<u>STRATEGIC - TOTAL</u>	<u>1,702</u>	<u>1,656</u>	<u>1,380</u>	<u>1,266</u>	<u>1</u>	<u>113</u>	<u>-</u>	<u>276</u>	<u>179</u>	<u>97</u>	<u>46</u>
M-65D (Atlas)	53	53	39	33	-	6	-	14	2	12	-
M-65E (Atlas)	44	44	32	32	-	-	-	12	7	5	-
M-65F (Atlas)	94	93	82	71	1	10	-	11	5	6	1
M-68 (Titan)	84	67	60	52	-	8	-	7	4	3	17
M-68B (Titan)	44	44	31	8	-	23	-	13	1	12	-
M-72 (Quail)	2	2	2	2	-	-	-	-	-	-	-
M-72A (Quail)	201	201	158	156	-	2	-	43	41	2	-
M-72B (Quail)	297	297	189	189	-	-	-	108	108	-	-
M-75 (Thor)	29	18	8	-	-	8	-	10	1	9	11
M-77 (Hound Dog)	219	216	208	208	-	-	-	8	6	2	3
M-77A (Hound Dog)	405	405	382	376	-	6	-	23	-	23	6
M-78 (Jupiter)	7	1	1	-	-	1	-	-	-	-	6
M-80 (Minuteman)	217	209	185	139	-	46	-	24	3	21	8
M-80A (Minuteman)	1	1	-	-	-	-	-	1	1	-	-
M-81 (Agena-Discoverer)	5	5	3	-	-	3	-	2	-	2	-

Downgraded at 3-Year Intervals:
Declassified After 12 Years
DOD Dir 5200.10

TABLE 39 - FUNCTIONAL DISTRIBUTION OF USAF MISSILES BY TYPE, MODEL, AND SERIES, WORLD-WIDE, AT END OF QUARTER - FY 1963 (CONTINUED)

TYPE, MODEL, AND SERIES	TOTAL MIS-SILES	ACTIVE									TOTAL INACTIVE
		Total	Operating					Non-Operating			
			Total	Tactical and Combat Support	Training	Test and Test Support	Special Activity	Total	Maintenance, Modification and IRAN	Other	
30 JUNE 1963 (Continued)											
<u>TACTICAL - TOTAL</u>	<u>255</u>	<u>197</u>	<u>188</u>	<u>150</u>	<u>34</u>	<u>3</u>	<u>1</u>	<u>9</u>	<u>4</u>	<u>5</u>	<u>58</u>
M-61C (Matador)	34	10	10	10	-	-	-	-	-	-	24
M-76 (Mace)	10	9	9	9	-	-	-	-	-	-	1
M-76A (Mace)	142	125	117	98	19	-	-	8	4	4	17
M-76B (Mace)	69	53	52	33	15	3	1	1	-	1	16
<u>AIR DEFENSE - TOTAL</u>	<u>485</u>	<u>458</u>	<u>423</u>	<u>410</u>	-	<u>13</u>	-	<u>35</u>	<u>2</u>	<u>33</u>	<u>27</u>
M-99A (Bomarc)	216	216	213	208	-	5	-	3	2	1	-
M-99B (Bomarc)	269	242	210	202	-	8	-	32	-	32	27
<u>TEST - TOTAL</u>	<u>55</u>	<u>42</u>	<u>12</u>	<u>1</u>	-	<u>11</u>	-	<u>30</u>	-	<u>30</u>	<u>13</u>
XM-65E (Atlas)	1	1	1	-	-	1	-	-	-	-	-
XM-68 (Titan)	1	1	1	1	-	-	-	-	-	-	-
XM-68B (Titan)	11	11	3	-	-	3	-	8	-	8	-
XM-75 (Thor)	1	1	1	-	-	1	-	-	-	-	-
XM-80 (Minuteman)	5	5	1	-	-	1	-	4	-	4	-
XM-81 (Agena-Discoverer)	23	21	4	-	-	4	-	17	-	17	2
XRS-1	1	1	-	-	-	-	-	1	-	1	-
X-7A (Air Defense)	12	1	1	-	-	1	-	-	-	-	11

Source: Data Applications Division, Data Services Center, Comptroller of the Air Force

TABLE 40 -- FUNCTIONAL DISTRIBUTION OF USAF AIRCRAFT AT END OF QUARTER, AND HOURS FLOWN DURING QUARTER, BY COMMAND, WORLD-WIDE -- FY 1963

(IRAN - Inspection and Repair As Necessary)

COMMAND	TOTAL FLYING HOURS	TOTAL AIR-CRAFT	ACTIVE											TOTAL IN-ACTIVE
			Total	Operating						Non-Operating				
				Total	Tactical and Combat Support	Training	Operational Support	Administrative	Special Activity and Utility Transport	Test and Test Support	Total	Maintenance, Modification, and IRAN	Other	
30 SEPTEMBER 1962														
<u>TOTAL</u>	<u>1,533,907</u>	<u>15,642</u>	<u>14,074</u>	<u>12,732</u>	<u>7,867</u>	<u>2,315</u>	<u>891</u>	<u>118</u>	<u>1,169</u>	<u>372</u>	<u>1,342</u>	<u>1,189</u>	<u>153</u>	<u>1,568</u>
Air Defense Command	176,916	1,790	1,737	1,527	1,239	133	7	10	138	-	210	207	3	53
Air Force Communications Service	8,625	56	56	14	13	-	1	-	-	-	42	42	-	-
Air Force Logistics Command	49,857	1,851	711	357	73	19	108	10	126	21	354	350	4	1,140
Air Force Systems Command	46,358	710	629	510	-	3	62	5	89	351	119	38	81	81
Air Training Command	227,150	1,875	1,768	1,752	3	1,576	116	4	53	-	16	11	5	107
Air University	13,463	132	123	121	-	-	105	2	14	-	2	2	-	9
Alaskan Air Command	12,279	112	107	106	75	-	-	3	28	-	1	1	-	5
Caribbean Air Command	3,966	37	36	32	1	-	-	2	29	-	4	4	-	1
Continental Air Command	3,807	59	53	52	25	-	12	-	15	-	1	1	-	6
Headquarters Command, USAF	27,422	228	218	211	17	1	86	21	86	-	7	6	1	10
Military Air Transport Service	234,822	1,117	1,102	1,038	953	-	31	9	45	-	64	64	-	15
Pacific Air Forces	63,524	768	759	692	532	-	64	13	83	-	67	56	11	9
Strategic Air Command	397,132	3,370	3,282	3,159	2,693	70	160	19	217	-	123	123	-	88
Tactical Air Command	148,876	2,068	2,035	1,850	1,276	492	25	7	50	-	185	177	8	33
USAF Academy	-	3	1	1	-	1	-	-	-	-	-	-	-	2
U S Air Forces in Europe	118,041	1,455	1,447	1,301	967	20	114	12	188	-	146	106	40	8
USAF Security Service	1,669	11	10	9	-	-	-	1	8	-	1	1	-	1
31 DECEMBER 1962														
<u>TOTAL</u>	<u>1,427,325</u>	<u>15,697</u>	<u>14,100</u>	<u>12,653</u>	<u>7,904</u>	<u>2,310</u>	<u>808</u>	<u>112</u>	<u>1,155</u>	<u>364</u>	<u>1,447</u>	<u>1,274</u>	<u>173</u>	<u>1,597</u>
Air Defense Command	168,946	1,765	1,711	1,494	1,219	131	6	10	128	-	217	215	2	54
Air Force Communications Service	7,124	46	46	44	44	-	-	-	-	-	2	2	-	-
Air Force Logistics Command	48,576	1,855	667	373	82	19	103	10	135	24	294	285	9	1,188

Downgraded at 3-Year Intervals:
Declassified After 12 Years
DOD DIR 5200.10

TABLE 40 - FUNCTIONAL DISTRIBUTION OF USAF AIRCRAFT AT END OF QUARTER AND HOURS FLOWN DURING QUARTER, BY COMMAND, WORLD-WIDE - FY 1963 (CONTINUED)

COMMAND	TOTAL FLYING HOURS	TOTAL AIR-CRAFT	ACTIVE											TOTAL IN-ACTIVE
			Total	Operating							Non-Operating			
				Total	Tactical and Combat Support	Training	Operational Support	Administrative	Special Activity and Utility Transport	Test and Test Support	Total	Maintenance, Modification, and IRAN	Other	
31 DECEMBER 1962 (Continued)														
Air Force Systems Command	41,137	718	648	485	-	3	52	5	86	339	163	49	114	70
Air Training Command	202,807	1,833	1,730	1,699	3	1,540	98	4	54	-	31	26	5	103
Air University	13,578	123	114	109	-	-	93	2	14	-	5	-	-	9
Alaskan Air Command	11,001	110	106	106	74	-	-	3	29	-	-	-	-	4
Caribbean Air Command	3,513	37	35	33	1	-	-	3	29	-	2	2	-	2
Continental Air Command	3,166	139	134	134	109	-	12	-	13	-	-	-	-	5
Headquarters Command, USAF	28,554	219	211	206	18	1	81	20	85	1	5	5	-	8
Military Air Transport Service	237,643	1,103	1,089	1,001	921	-	30	8	42	-	88	88	-	14
Pacific Air Forces	64,776	819	807	733	579	-	57	12	85	-	74	64	10	12
Strategic Air Command	338,622	3,364	3,279	3,107	2,686	55	142	16	208	-	172	171	1	85
Tactical Air Command	155,295	2,084	2,053	1,827	1,207	540	18	6	56	-	226	223	3	31
USAF Academy	-	3	1	1	1	-	-	-	-	-	-	-	-	2
U S Air Forces in Europe	101,336	1,468	1,459	1,292	961	20	116	12	183	-	167	138	29	9
USAF Security Service	1,251	11	10	9	-	-	-	1	8	-	1	1	-	1
31 MARCH 1963														
<u>TOTAL</u>	<u>1,455,439</u>	<u>15,611</u>	<u>13,765</u>	<u>12,060</u>	<u>7,522</u>	<u>2,242</u>	<u>685</u>	<u>114</u>	<u>1,131</u>	<u>366</u>	<u>1,705</u>	<u>1,569</u>	<u>136</u>	<u>1,846</u>
Air Defense Command	169,845	1,746	1,695	1,467	1,211	119	4	11	120	2	228	228	-	51
Air Force Communications Service	4,318	35	35	34	34	-	-	-	-	-	1	1	-	-
Air Force Logistics Command	50,604	2,134	662	339	64	17	88	11	135	24	323	317	6	1,472
Air Force Systems Command	40,643	682	621	484	-	1	52	5	89	337	137	43	94	61
Air Training Command	203,699	1,793	1,693	1,636	2	1,489	88	4	53	-	57	57	-	100
Air University	13,527	100	95	92	1	-	75	2	14	-	3	3	-	5
Alaskan Air Command	11,603	109	105	105	74	-	-	3	28	-	-	-	-	4
Caribbean Air Command	3,907	36	35	34	-	-	-	2	32	-	1	1	-	1
Continental Air Command	3,171	153	147	143	119	-	11	-	13	-	4	4	-	6
Headquarters Command, USAF	27,814	215	205	195	17	-	69	19	89	1	10	10	-	10
Military Air Transport Service	231,128	1,116	1,103	996	918	-	29	8	41	-	107	107	-	13

Downgraded at 3-Year Intervals:
Declassified After 12 Years
DOD Dir 5200.10

TABLE 40 - FUNCTIONAL DISTRIBUTION OF USAF AIRCRAFT AT END OF QUARTER AND HOURS FLOWN DURING QUARTER, BY COMMAND, WORLD-WIDE - FY 1963 (CONTINUED)

COMMAND	TOTAL FLYING HOURS	TOTAL AIR-CRAFT	ACTIVE										TOTAL IN-ACTIVE	
			Total	Operating						Non-Operating				
				Total	Tactical and Combat Support	Training	Operational Support	Administrative	Special Activity and Utility Transport	Test and Test Support	Total	Maintenance, Modification and IRAN		Other
31 MARCH 1963 (Continued)														
Pacific Air Forces	64,894	828	821	719	578	-	46	14	81	-	102	94	8	7
Strategic Air Command	371,743	3,167	3,092	2,878	2,478	62	119	14	205	-	214	214	-	75
Tactical Air Command	150,672	2,038	2,010	1,753	1,140	537	13	7	56	-	257	255	2	28
USAF Academy	-	3	1	1	-	1	-	-	-	-	-	-	-	2
U S Air Forces in Europe	106,272	1,447	1,437	1,177	886	16	91	13	169	2	260	234	26	10
USAF Security Service	1,599	9	8	7	-	-	-	1	6	-	1	1	-	1
30 JUNE 1963														
<u>TOTAL</u>	<u>1,515,072</u>	<u>15,577</u>	<u>13,680</u>	<u>11,817</u>	<u>7,391</u>	<u>2,201</u>	<u>612</u>	<u>116</u>	<u>1,127</u>	<u>370</u>	<u>1,863</u>	<u>1,678</u>	<u>185</u>	<u>1,897</u>
Air Defense Command	170,799	1,741	1,691	1,437	1,173	129	5	11	117	2	254	251	3	50
Air Force Communications Service	2,667	24	24	23	23	-	-	-	-	-	1	1	-	-
Air Force Logistics Command	54,569	2,232	700	282	14	8	91	12	135	22	418	409	9	1,532
Air Force Systems Command	43,383	702	655	483	-	1	44	5	90	343	172	43	129	47
Air Training Command	219,968	1,764	1,673	1,648	2	1,509	80	4	53	-	25	25	-	91
Air University	12,213	86	82	81	-	-	66	2	13	-	1	1	-	4
Alaskan Air Command	11,792	103	99	99	72	-	-	3	24	-	-	-	-	4
Caribbean Air Command	4,033	40	39	38	1	-	-	3	34	-	1	1	-	1
Continental Air Command	3,536	190	185	182	160	-	9	-	13	-	3	3	-	5
Headquarters Command, USAF	31,229	209	201	196	14	-	67	23	91	1	5	5	-	8
Military Air Transport Service	247,683	1,123	1,111	997	923	-	25	8	41	-	114	114	-	12
Pacific Air Forces	67,979	807	800	681	540	-	43	14	84	-	119	111	8	7
Strategic Air Command	350,388	3,087	3,008	2,753	2,409	13	115	12	204	-	255	255	-	79
Tactical Air Command	170,266	2,031	2,003	1,764	1,165	525	9	7	58	-	239	235	4	28
USAF Academy	-	2	-	-	-	-	-	-	-	-	-	-	-	2
U S Air Forces in Europe	123,000	1,428	1,402	1,146	895	16	58	11	164	2	256	224	32	26
USAF Security Service	1,567	8	7	7	-	-	-	1	6	-	-	-	-	1

Source: Data Applications Division, Data Services Center, Comptroller of the Air Force

Downgraded at 3-Year Intervals:
Declassified After 12 Years
DOD DIR 5200.10

TABLE 41 - AGE (IN MONTHS) DISTRIBUTION OF USAF AIRCRAFT BY TYPE, MODEL, AND SELECTED SERIES, WORLD-WIDE - 30 JUN 1963

AIRCRAFT BY TYPE AND MODEL	AV-ERAGE AGE IN MONTHS	TOTAL AIR-CRAFT	AGE IN MONTHS									
			0 thru 12	13 thru 24	25 thru 36	37 thru 48	49 thru 60	61 thru 72	73 thru 84	85 thru 96	97 thru 108	109 and Older
<u>TOTAL</u>	<u>90.9</u>	<u>15,581</u>	<u>735</u>	<u>703</u>	<u>628</u>	<u>968</u>	<u>1,243</u>	<u>1,699</u>	<u>1,647</u>	<u>1,498</u>	<u>1,749</u>	<u>4,711</u>
<u>BOMBER - TOTAL</u>	<u>82.9</u>	<u>1,979</u>	<u>31</u>	<u>99</u>	<u>84</u>	<u>112</u>	<u>136</u>	<u>191</u>	<u>263</u>	<u>321</u>	<u>406</u>	<u>336</u>
B-26		37	-	-	-	-	-	-	-	-	-	37
B-45		1	-	-	-	-	-	-	-	-	-	1
B-47		958	-	-	-	-	-	-	96	224	340	298
B-52		710	14	67	57	103	127	181	114	33	14	-
B-57		112	-	-	-	-	-	-	22	39	51	-
B-58		94	15	32	27	9	9	2	-	-	-	-
B-66		65	-	-	-	-	-	8	31	25	1	-
A-1E		2	2	-	-	-	-	-	-	-	-	-
<u>TANKER - TOTAL</u>	<u>78.1</u>	<u>1,217</u>	<u>92</u>	<u>56</u>	<u>76</u>	<u>106</u>	<u>174</u>	<u>86</u>	<u>28</u>	<u>119</u>	<u>161</u>	<u>319</u>
KC-97		501	-	-	-	-	-	-	16	119	161	205
KC-135		602	92	56	76	106	174	86	12	-	-	-
KB-50		114	-	-	-	-	-	-	-	-	-	114
<u>FIGHTER - TOTAL</u>	<u>63.4</u>	<u>3,862</u>	<u>237</u>	<u>162</u>	<u>232</u>	<u>450</u>	<u>394</u>	<u>851</u>	<u>786</u>	<u>272</u>	<u>246</u>	<u>232</u>
F-4B/C		24	24	-	-	-	-	-	-	-	-	-
F-5A		3	-	-	-	3	-	-	-	-	-	-
F-84F		298	-	-	-	-	-	-	-	35	173	90
F-84G		1	-	-	-	-	-	-	-	-	-	1
F-86D		82	-	-	-	-	-	-	-	-	-	82
F-86F		37	-	-	-	-	-	-	-	-	-	37
F-86H		22	-	-	-	-	-	-	-	1	20	1
F-86L		39	-	-	-	-	-	-	-	3	18	18
F-89		55	-	-	-	-	-	-	-	23	29	3
F-100A		2	-	-	-	-	-	-	-	-	2	-
F-100C		167	-	-	-	-	-	-	-	165	2	-
F-100D		755	-	-	-	7	53	203	486	6	-	-
F-100F		210	-	-	-	-	37	163	10	-	-	-
F-101A		38	-	-	-	-	-	29	5	3	1	-
F-101B		306	-	-	22	187	94	3	-	-	-	-
TF-101B		5	-	-	-	-	-	5	-	-	-	-
F-101C		38	-	-	-	-	-	38	-	-	-	-
F-101F		56	-	-	4	33	19	-	-	-	-	-
TF-101F		4	-	-	-	-	-	4	-	-	-	-
F-102A		602	-	-	-	-	19	285	264	33	1	-
TF-102A		86	-	-	-	-	5	60	18	3	-	-
F-104A		65	-	-	-	-	22	40	3	-	-	-
F-104B		12	-	-	-	-	7	5	-	-	-	-
F-104C		51	-	-	-	-	51	-	-	-	-	-
F-104D		20	-	-	-	5	15	-	-	-	-	-
F-104G		9	9	-	-	-	-	-	-	-	-	-
TF-104G		4	4	-	-	-	-	-	-	-	-	-
F-105B		49	-	-	-	28	21	-	-	-	-	-
F-105D		511	199	162	135	15	-	-	-	-	-	-
F-105F		1	1	-	-	-	-	-	-	-	-	-
F-106A		249	-	-	56	137	41	15	-	-	-	-
F-106B		61	-	-	15	35	10	1	-	-	-	-

Downgraded at 3-Year Intervals:
Declassified After 12 Years
DOD Dir 5200.10

TABLE 41 - AGE (IN MONTHS) DISTRIBUTION OF USAF AIRCRAFT BY TYPE, MODEL, AND SELECTED SERIES, WORLD-WIDE - 30 JUN 1963 (CONTINUED)

AIRCRAFT BY TYPE AND MODEL	AV-ERAGE AGE IN MONTHS	TOTAL AIR-CRAFT	AGE IN MONTHS									
			0 thru 12	13 thru 24	25 thru 36	37 thru 48	49 thru 60	61 thru 72	73 thru 84	85 thru 96	97 thru 108	109 and Older
<u>RECONNAISSANCE-TOTAL</u>	<u>95.4</u>	<u>789</u>	<u>1</u>	<u>9</u>	-	<u>3</u>	<u>78</u>	<u>94</u>	<u>136</u>	<u>149</u>	<u>134</u>	<u>185</u>
RB-26		1	-	-	-	-	-	-	-	-	-	1
RB-45		1	-	-	-	-	-	-	-	-	-	1
EB-47E		94	-	-	-	-	-	-	13	33	3	45
RB-47E		94	-	-	-	-	-	-	-	2	75	17
WB-47		3	-	-	-	-	-	-	-	-	-	3
EB-47H		3	-	-	-	-	-	-	3	-	-	-
RB-47H		27	-	-	-	-	-	-	1	26	-	-
RB-47K		13	-	-	-	-	-	-	-	8	5	-
EB-47L		18	-	-	-	-	-	-	-	-	-	15
WB-50		38	-	-	-	-	-	-	-	-	-	38
RB-50		16	-	-	-	-	-	-	-	-	-	16
RB-57		51	-	-	-	-	-	-	10	13	14	14
YRB-58		4	-	-	-	-	-	4	-	-	-	-
RB-66		122	-	-	-	-	-	6	83	32	1	-
WB-66		13	-	-	-	-	-	9	4	-	-	-
RC-45		8	-	-	-	-	-	-	-	-	-	8
RC-47		2	-	-	-	-	-	-	-	-	-	2
EC-47		24	-	-	-	-	-	-	-	-	-	24
EC-54		1	-	-	-	-	-	-	-	-	-	1
RC-121		59	-	1	-	-	-	-	8	26	24	-
EC-121H		14	-	1	-	-	-	-	2	7	4	-
EC-121K		7	-	7	-	-	-	-	-	-	-	-
RC-130		16	-	-	-	3	12	-	-	1	-	-
RF-84F		4	-	-	-	-	-	-	1	1	2	-
RF-101A		24	-	-	-	-	-	11	11	-	2	-
RF-101C		130	-	-	-	-	66	64	-	-	-	-
RF-104G		1	1	-	-	-	-	-	-	-	-	-
RT-33A		1	-	-	-	-	-	-	-	-	1	-
<u>SEARCH AND RESCUE -</u>												
<u>TOTAL</u>	<u>183.4</u>	<u>118</u>	<u>1</u>	-	-	-	-	-	-	-	-	<u>117</u>
HC-47		33	-	-	-	-	-	-	-	-	-	33
HC-54		36	-	-	-	-	-	-	-	-	-	36
HC-130		1	1	-	-	-	-	-	-	-	-	-
HU-16		48	-	-	-	-	-	-	-	-	-	48
<u>SPECIAL RESEARCH -</u>												
<u>TOTAL</u>	<u>36.9</u>	<u>5</u>	-	<u>1</u>	<u>1</u>	<u>1</u>	<u>2</u>	-	-	-	-	-
X-13		2	-	-	-	-	2	-	-	-	-	-
X-15		3	-	1	1	1	-	-	-	-	-	-
<u>CARGO - TOTAL</u>	<u>143.5</u>	<u>2,822</u>	<u>93</u>	<u>97</u>	<u>32</u>	<u>51</u>	<u>52</u>	<u>115</u>	<u>180</u>	<u>163</u>	<u>276</u>	<u>1,753</u>
C-45		5	-	-	-	-	-	-	-	-	-	5
C-46		119	-	-	-	-	-	-	-	-	-	119
C-47		470	-	-	-	-	-	-	-	-	-	470
VC-47		228	-	-	-	-	-	-	-	-	-	228
C-54		235	-	-	-	-	-	-	-	-	-	235
VC-54		26	-	-	-	-	-	-	-	-	-	26
C-97		35	-	-	-	-	-	-	-	-	1	34
C-117		22	-	-	-	-	-	-	-	-	-	22
VC-117		2	-	-	-	-	-	-	-	-	-	2
C-118		125	-	-	-	-	2	-	-	27	46	50
VC-118		5	-	-	-	-	-	-	-	-	3	2
C-119		184	-	-	-	-	-	-	-	2	38	144
C-121		48	-	-	-	-	1	-	-	9	28	10

Downgraded at 3-Year Intervals:
Declassified After 12 Years
DOD Dir 5200.10

TABLE 41 - AGE (IN MONTHS) DISTRIBUTION OF USAF AIRCRAFT BY TYPE, MODEL, AND SELECTED SERIES, WORLD-WIDE - 30 JUN 1963 (CONTINUED)

AIRCRAFT BY TYPE AND MODEL	AV-ERAGE AGE IN MONTHS	TOTAL AIR-CRAFT	AGE IN MONTHS											
			0 thru 12	13 thru 24	25 thru 36	37 thru 48	49 thru 60	61 thru 72	73 thru 84	85 thru 96	97 thru 108	109 and Older		
CARGO (Continued)														
VC-121		1	-	-	-	-	-	-	-	-	-	-	1	-
C-123		209	-	-	-	-	3	35	84	80	7	-	-	-
C-124		394	-	-	-	-	-	-	-	-	66	328	-	-
C-130		406	79	52	24	42	32	69	82	25	1	-	-	-
C-131		101	-	-	-	-	-	1	8	18	65	9	-	-
VC-131		4	-	-	-	-	-	-	-	-	-	4	-	-
C-133		46	-	-	8	9	11	10	6	2	-	-	-	-
C-135		44	3	41	-	-	-	-	-	-	-	-	-	-
VC-137		4	1	-	-	-	3	-	-	-	-	-	-	-
C-140		8	8	-	-	-	-	-	-	-	-	-	-	-
VC-140		6	2	4	-	-	-	-	-	-	-	-	-	-
CT-29		4	-	-	-	-	-	-	-	-	-	-	4	-
VT-29		91	-	-	-	-	-	-	-	-	-	20	71	-
TRAINER - TOTAL	87.2	4,008	209	239	121	208	342	276	234	404	469	1,506		
TB-26		23	-	-	-	-	-	-	-	-	-	23	-	-
TB-47		3	-	-	-	-	-	-	-	-	-	3	-	-
TB-50		1	-	-	-	-	-	-	-	-	-	1	-	-
TB-57		29	-	-	-	-	-	-	27	2	-	-	-	-
TB-58		4	-	-	-	-	3	1	-	-	-	-	-	-
TC-45		4	-	-	-	-	-	-	-	-	-	4	-	-
TC-46		1	-	-	-	-	-	-	-	-	-	1	-	-
TC-47		6	-	-	-	-	-	-	-	-	-	6	-	-
TC-54		8	-	-	-	-	-	-	-	-	-	8	-	-
TC-121		5	-	-	-	-	-	-	-	-	1	4	-	-
T-28		250	-	16	-	-	-	-	-	-	-	234	-	-
T-29		232	-	-	-	-	-	-	-	9	93	130	-	-
T-33		2,086	-	-	-	27	176	169	147	262	248	1,057	-	-
DT-33		14	-	-	-	-	-	-	-	9	4	1	-	-
T-34		290	-	-	-	-	-	-	17	116	123	34	-	-
T-37		633	7	51	83	174	163	106	43	6	-	-	-	-
T-38		291	143	117	24	7	-	-	-	-	-	-	-	-
T-39		128	59	55	14	-	-	-	-	-	-	-	-	-
HELICOPTER - TOTAL	71.6	424	61	22	49	37	5	9	5	56	54	126		
HU-1		8	5	2	-	-	1	-	-	-	-	-	-	-
CH-3		6	6	-	-	-	-	-	-	-	-	-	-	-
UH-13		4	-	2	-	-	-	-	2	-	-	-	-	-
HH-19		107	-	-	-	-	-	-	2	-	23	82	-	-
UH-19		56	-	-	-	-	-	-	-	-	12	44	-	-
HH-21		12	-	-	-	-	-	-	-	12	-	-	-	-
CH-21		74	-	-	-	2	8	1	44	19	-	-	-	-
XH-33		1	-	-	-	-	1	-	-	-	-	-	-	-
XH-40		1	-	-	-	-	1	-	-	-	-	-	-	-
HH-43		150	47	16	49	37	1	-	-	-	-	-	-	-
CH-47		4	3	1	-	-	-	-	-	-	-	-	-	-
YAO-1		1	-	1	-	-	-	-	-	-	-	-	-	-
UTILITY - TOTAL	80.6	357	10	18	33	-	60	77	15	14	3	127		
U-3		185	-	-	33	-	60	77	15	14	-	-	-	-
U-4		14	-	-	-	-	-	-	-	14	-	-	-	-
U-6		130	-	-	-	-	-	-	-	-	3	127	-	-
U-10		27	9	18	-	-	-	-	-	-	-	-	-	-
T-1D		1	1	-	-	-	-	-	-	-	-	-	-	-

Source: Data Applications Division, Data Services Center, Comptroller of the Air Force

Downgraded at 3-Year Intervals:
Declassified After 12 Years
DOD Dir 5200.10

TABLE 42 - AGE (IN MONTHS) DISTRIBUTION OF USAF MISSILES, WORLD-WIDE - 30 JUN 1963

TYPE AND MODEL	AV- ERAGE AGE IN MONTHS	TOTAL MIS- SILES	AGE IN MONTHS									
			0 thru 12	13 thru 24	25 thru 36	37 thru 48	49 thru 60	61 thru 72	73 thru 84	85 thru 96	97 thru 108	109 and Older
<u>TOTAL</u>	<u>22.4</u>	<u>2,499</u>	<u>597</u>	<u>903</u>	<u>625</u>	<u>216</u>	<u>114</u>	<u>4</u>	<u>39</u>	<u>1</u>	-	-
XRS-1		1	1	-	-	-	-	-	-	-	-	-
TM-61C		34	-	-	-	-	-	-	34	-	-	-
SM-65D		54	25	2	11	15	1	-	-	-	-	-
SM-65E		44	7	6	31	-	-	-	-	-	-	-
XSM-65E		1	-	-	-	1	-	-	-	-	-	-
SM-65F		94	24	68	2	-	-	-	-	-	-	-
SM-68		84	11	55	18	-	-	-	-	-	-	-
XSM-68		1	-	-	1	-	-	-	-	-	-	-
SM-68B		45	45	-	-	-	-	-	-	-	-	-
XSM-68B		11	10	1	-	-	-	-	-	-	-	-
GAM-72		2	-	-	2	-	-	-	-	-	-	-
GAM-72A		201	-	87	114	-	-	-	-	-	-	-
GAM-72B		297	-	193	104	-	-	-	-	-	-	-
SM-75		29	15	-	1	3	10	-	-	-	-	-
XSM-75		1	-	-	-	-	-	1	-	-	-	-
TM-76		10	-	-	10	-	-	-	-	-	-	-
TM-76A		141	-	-	-	55	85	1	-	-	-	-
YTM-76A		1	-	-	-	-	-	-	1	-	-	-
TM-76B		64	-	34	29	1	-	-	-	-	-	-
YTM-76B		5	-	-	-	1	3	1	-	-	-	-
GAM-77		219	-	26	174	19	-	-	-	-	-	-
GAM-77A		405	195	210	-	-	-	-	-	-	-	-
SM-78		7	-	-	-	1	6	-	-	-	-	-
SM-80		217	216	1	-	-	-	-	-	-	-	-
XSM-80		5	5	-	-	-	-	-	-	-	-	-
SM-80A		1	1	-	-	-	-	-	-	-	-	-
SRM-81		5	4	1	-	-	-	-	-	-	-	-
XRM-81		23	19	1	2	-	1	-	-	-	-	-
IM-99A		216	-	-	94	120	2	-	-	-	-	-
IM-99B		269	19	218	32	-	-	-	-	-	-	-
X-7A		12	-	-	-	-	6	1	4	1	-	-

Source: Data Applications Division, Data Services Center, Comptroller of the Air Force

TABLE 43 - AGE (IN MONTHS) DISTRIBUTION OF USAF DRONES, WORLD-WIDE - 30 JUN 1963

TYPE AND MODEL	AV- ERAGE AGE IN MONTHS	TOTAL DRONES	AGE IN MONTHS									
			0 thru 12	13 thru 24	25 thru 36	37 thru 48	49 thru 60	61 thru 72	73 thru 84	85 thru 96	97 thru 108	109 and Older
<u>TOTAL</u>	<u>30.3</u>	<u>241</u>	<u>93</u>	<u>51</u>	<u>53</u>	<u>11</u>	-	<u>3</u>	<u>13</u>	<u>3</u>	<u>2</u>	<u>12</u>
QB-47E		4	-	-	-	-	-	-	-	2	2	-
QB-80F		12	-	-	-	-	-	-	-	-	-	12
QF-104A		17	-	-	-	-	-	3	13	1	-	-
Q-2C		208	93	51	53	11	-	-	-	-	-	-

Source: Data Applications Division, Data Services Center, Comptroller of the Air Force

Downgraded at 3-Year Intervals:
Declassified After 12 Years
DOD Dir 5200.10

TABLE 44 - USAF AIRCRAFT ACCUMULATIVE NET GAINS AND LOSSES BY TYPE, MODEL, AND SELECTED SERIES AIRCRAFT, WORLD-WIDE - 30 JUN 1963

TYPE, MODEL, AND SERIES	PROCUREMENT PROGRAM		TOTAL NET LOSSES TO DATE c/	INVENTORY 30 JUNE 1963 d/
	Total Accepted To Date a/	Date of First and Last Acceptance b/		
<u>TOTAL</u>				<u>17,952</u>
<u>B-26B/C</u>	<u>2,246</u>	Sep 1943 through Mar 1946	2,020	37
RB-26C	Converted B-26C		29	1
TB-26B	Converted B-26B		92	21
TB-26C	Converted B-26C		39	3
VB-26B	Converted B-26C		2	2
<u>B-29</u>	<u>2,537</u>	Sep 1943 through Oct 1945	2,243	-
WB-29	Converted B-29		61	-
KB-29P	Converted B-29		2	-
RB-29	Converted B-29		17	-
TB-29	Converted B-29		214	-
<u>B-45C</u>	<u>10</u>	May 1949 through Apr 1950	10	1
	Converted <u>1</u> RB-45C			-
<u>B-47B</u>	<u>397</u>	Apr 1951 through Jul 1953	336	29
YRB-47B	Converted B-47B		1	-
TB-47B	Converted B-47B		28	3
WB-47B	Converted B-47B			-
<u>B-47E</u>	<u>1,341</u>	Feb 1953 through Feb 1957	297	929
EB-47E	Converted B-47E			94
WB-47E	Converted B-47E			3
EB-47L	Converted B-47E			18
<u>B-50D</u>	<u>222</u>	Jan 1944 through Dec 1950	19	-
KB-50J	Converted B-50D and TB-50H		9	93
KB-50K	Converted B-50D and TB-50H		3	21
TB-50D	Converted B-50D		6	1
WB-50D	Converted B-50D		32	38
RB-50E	Converted B-50B		12	-
RB-50F	Converted B-50B		-	16
B-52A	3	Jun 1954 through Sep 1954	2	1
B-52B	8	Aug 1954 through Aug 1956	9	43
	Converted 44 as RB-52B			
B-52C	35	Feb 1956 through Dec 1956	3	32
B-52D	170	Jun 1956 through Nov 1958	13	157
B-52E	100	Oct 1956 through Jun 1958	1	99
B-52F	89	Jun 1958 through Feb 1959	2	87
B-52G	193	Oct 1958 through Feb 1961	4	189
B-52H	102	Mar 1961 through Oct 1962	-	102

TABLE 44 - USAF AIRCRAFT ACCUMULATIVE NET GAINS AND LOSSES BY TYPE, MODEL, AND SELECTED SERIES AIRCRAFT, WORLD-WIDE - 30 JUN 1963 (CONTINUED)

TYPE, MODEL, AND SERIES	PROCUREMENT PROGRAM		TOTAL NET LOSSES TO DATE c/	INVENTORY 30 JUNE 1963 d/
	Total Accepted To Date a/	Date of First and Last Acceptance b/		
B-57A	8	Aug 1953 through Dec 1953	8	-
B-57B	<u>202</u>	Jul 1954 through May 1956	76	87
RB-57B	Converted B-57B		1	25
RB-57C	Converted RB-57B			13
B-57C	<u>38</u>	Jan 1955 through May 1956	31	6
TB-57C	Converted B-57C			1
B-57E	<u>68</u>	May 1956 through Mar 1957	11	23
RB-57E	Converted B-57E			6
TB-57E	Converted B-57E			28
B/RB-58A	<u>116</u>	May 1957 through Oct 1962	14	98
TB-58A	Converted B-58			4
B-66B	72	Nov 1954 through Oct 1957	8	64
B-66D	Converted WB-66D		-	1
S2F-1	Navy Production		-	-
KC-97F	158	Mar 1952 through May 1953	58	100
KC-97G	<u>592</u>	May 1953 through Nov 1956	57	531
C-97J	Converted KC-97G			2
C-97K	Converted KC-97G			2
KC-135A	<u>618</u>	Jan 1957 - In Production	16	602
F-4B	23	Jun 1962 - In Production	-	23
F-4C	1	May 1963 - In Production	-	1
F-5A	MAP Production		-	3
F-80A/B/C	<u>1,563</u>	Feb 1945 through Oct 1951	-	-
F-84F	1,496	Nov 1952 through Feb 1957	1,157	360
F-84G	1,260	Jul 1951 through Apr 1953	1,388	2
F-86D	2,504	Mar 1951 through Sep 1955	1,503	82
F-86L	Converted F-86D		765	154
F-86F	<u>1,963</u>	Mar 1952 through Jun 1954	2,092	43
F-86H	473	Sep 1953 through Oct 1955	321	152
F-89D	<u>682</u>	Jun 1952 through Mar 1956	336	11
F-89J	Converted F-89D		72	263
F-89H	156	Sep 1955 through Oct 1956	155	1
F-100A	203	Oct 1953 through Jul 1955	137	66
F-100C	476	Oct 1954 through Jul 1956	187	289

Downgraded at 3-Year Intervals:
Declassified After 12 Years
DOD Dir 5200.10

TABLE 44 - USAF AIRCRAFT ACCUMULATIVE NET GAINS AND LOSSES BY TYPE, MODEL, AND SELECTED SERIES AIRCRAFT, WORLD-WIDE - 30 JUN 1963 (CONTINUED)

TYPE, MODEL, AND SERIES	PROGRAM PROCUREMENT		TOTAL NET LOSSES TO DATE c/	INVENTORY 30 JUNE 1963 d/
	Total Accepted To Date a/	Date of First and Last Acceptance b/		
F-100D	1,307	Nov 1955 through Aug 1959	552	755
F-100F	339	Mar 1957 through Sep 1959	113	226
F-101A	77	Aug 1954 through Oct 1957	39	38
F-101B	480	Mar 1957 through Apr 1961	109	306
F-101F	Converted F-101B			56
TF-101B	Converted F-101B			5
TF-101F	Converted F-101B			4
F-101C	47	Aug 1956 through May 1958	9	38
F-102A	875	Jun 1955 through Sep 1958	150	723
YF-102C	Converted F-102A		2	-
TF-102A	111	Nov 1955 through Jul 1958	14	97
F-104A	170	Feb 1956 through Dec 1958	103	67
F-104B	26	Jan 1957 through Nov 1958	13	13
F-104C	77	Sep 1958 through Jun 1959	26	51
F-104D	21	Nov 1958 through Sep 1959	1	20
F-104G	MAP Production		-	9
TF-104G	MAP Production		-	12
F-105B	78	Aug 1956 through Dec 1959	29	49
F-105D	538	Jul 1959 - In Production	27	511
F-105F	1	Jun 1963 - In Production	-	1
F-106A	275	Dec 1956 through Dec 1961	26	249
YF-106C	2	Accepted on F-106A Contract	2	-
F-106B	63	Apr 1958 through Dec 1961	2	61
N-156F	Navy Production		4	-
RB-45C	33	Jul 1950 through Feb 1951	32	1
RB-47E	255	Jul 1953 through Aug 1955	148	94
RB-47K	Converted RB-47E			13
R-47E	Converted RB-47E			-
R-47K	Converted RB-47K			-
RB-47H	35	Jul 1955 through Jun 1957	5	27
R-47H	Converted RB-47H			-
EB-47H	Converted RB-47H			3

Downgraded at 3-Year Intervals:
Declassified After 12 Years
DOD Dir 5200.10

TABLE 44 - USAF AIRCRAFT ACCUMULATIVE NET GAINS AND LOSSES BY TYPE, MODEL, AND SELECTED SERIES AIRCRAFT, WORLD-WIDE - 30 JUN 1963 (CONTINUED)

TYPE, MODEL, AND SERIES	PROGRAM PROCUREMENT		TOTAL NET LOSSES TO DATE c/	INVENTORY 30 JUNE 1963 d/
	Total Accepted To Date a/	Date of First and Last Acceptance b/		
RB-57A	67 Converted 1 B-57A	Dec 1953 through Aug 1954	19	49
RB-57D	20	Nov 1955 through Mar 1957	2	18
RB-66A	5	Jun 1954 through Dec 1954	5	-
RB-66B	145	Dec 1954 through Oct 1957	42	102
RB-66C	36	Oct 1955 through Jun 1957	16	20
WB-66D	36	May 1957 through Jan 1958	23	13
RF-84F	388	Aug 1953 through Nov 1956	256	132
RF-84K	Converted RF-84F			-
RF-101A	35	Dec 1956 through Oct 1957	12	23
YRF-101A	2	May 1955 through Jun 1955	1	1
RF-101C	166	Sep 1956 through Mar 1959	36	130
RF-104G	MAP Production		-	17
RC-121C	10	Nov 1953 through Oct 1954	4	1
TC-121C	Converted RC-121C			5
RC-121D	72	Aug 1954 through Oct 1956	13	58
EC-121H	Converted RC-121D			14
EC-121K				7
RC-130A	15 Converted 1 C-130A	Mar 1959 through Nov 1959	-	16
SA-16A	300	Jul 1949 through Feb 1954	179	33
HU-16A	Converted SA-16A			-
SA-16B	Converted SA-16A		3	-
HU-16B	Converted SA-16B			85
SC-130B	8	Dec 1959 through Mar 1961	10	-
HC-130B	Converted SC-130B and Coast Guard Production			1
X-13	2	Jun 1959	-	-
X-13A	Converted X-13			2
X-15	3	Feb 1960	-	-
X-15A	Converted X-15			3
AC-1	Army Production		-	-
C-45G	372 Remanufactured C-45B/F, T-7C and T-11s	Oct 1951 through Jul 1953	333	-

Downgraded at 3-Year Intervals:
Declassified After 12 Years
DOD Dir 5200.10

TABLE 44 — USAF AIRCRAFT ACCUMULATIVE NET GAINS AND LOSSES BY TYPE, MODEL, AND SELECTED SERIES AIRCRAFT, WORLD-WIDE — 30 JUN 1963 (CONTINUED)

TYPE, MODEL, AND SERIES	PROGRAM PROCUREMENT		TOTAL NET LOSSES TO DATE c/	INVENTORY 30 JUNE 1963 d/
	Total Accepted To Date a/	Date of First and Last Acceptance b/		
TC-45H	Converted TC-45G		35	4
C-45H	432 Remanufactured C-45B/F	Jul 1953 through Mar 1955	407	5
RC-45H	Converted C-45H		12	8
C-46A	1,493	Oct 1942 through Jun 1945	1,449	44
C-46D	1,410	Aug 1944 through Jul 1945	1,333	75
TC-46D	Converted C-46D		1	1
C-47	953	Jan 1942 through Apr 1943	951	2
C/AC/VC-47A	5,131	Feb 1943 through Jun 1944	4,792	294
RC-47A	Converted C/AC/ VC-47A			1
SC-47A	Converted C/AC/ VC-47A		10	-
HC-47A	Converted SC-47A		-	23
C-117C	Converted C-47A		1	10
C/VC-47B	3,365	Jun 1944 through Nov 1945	3,358	7
C/AC/EC/VC-47D	Converted C/VC- 47B		170	499
RC-47D	Converted C-47D			1
SC-47D	Converted C/VC- 47D and SC-47A		-	10
HC-47D	Converted SC-47D		1	-
TC-47D	Converted C-47D		-	32
C-47E	Converted C-47A/D		1	1
C-54			-	2
C-54A	252	Dec 1942 through Oct 1944	251	-
C-54A	Converted ZC-54A			1
C/AC/EC/VC-54D	380	Jan 1945 through Sep 1945	237	110
SC-54D	Converted C-54D			-
HC-54D	Converted SC-54D			36
TC-54D	Converted C-54D			8
C-54E	125	Jan 1945 through Jun 1945	64	35
C-54M	Converted C-54E			26
C/VC-54G	162	Jan 1945 through Jan 1946	74	88
YC-97	6	May 1947 through Aug 1947	1	-
C-97F	Converted YC-97 and Converted KC-97F		2	3

TABLE 44 - USAF AIRCRAFT ACCUMULATIVE NET GAINS AND LOSSES BY TYPE, MODEL, AND SELECTED SERIES AIRCRAFT, WORLD-WIDE - 30 JUN 1963 (CONTINUED)

TYPE, MODEL, AND SERIES	PROGRAM PROCUREMENT		TOTAL NET LOSSES TO DATE c/	INVENTORY 30 JUNE 1963 d/
	Total Accepted To Date a/	Date of First and Last Acceptance b/		
C-97A	53	Feb 1948 through Dec 1950	8	39
C-97D	Converted 1 C-97A/B			8
VC-97D	Converted C-97D			-
C-97C	14	Feb. 1951 through May 1951	2	12
C-97E	Converted KC-97E		-	1
C-97G	Converted KC-97G		-	26
C/VC-117A	17	May 1945 through Oct 1945	3	6
C/VC-117B	Converted C-117A			8
VC-118	-	Jul 1947	-	1
C/VC-118A	101	Jul 1952 through Jan 1956	10	129
C-119C	303 Converted 27 C-119B's	Mar 1950 through Feb 1953	53	277
C-119F/G	588	Feb 1953 through Nov 1955	144	382
C-119J	Converted 1 C-119G			63
C-121A	9	Dec 1948 through Mar 1949	-	9
C-121C	33	Jun 1955 through May 1956	-	34
VC-121E	1	Sep 1954	-	1
C-121G	Navy Production		2	30
C-123B	284	Sep 1953 through Jul 1958	36	238
C-123J	Converted C-123B			10
YC-123H	1	May 1957	-	1
C-124A	204	Apr 1950 through Dec 1952	55	149
C-124C	243 and converted C-124A	Jan 1953 through Apr 1955	-	248
YC-130	2	Aug 1954 through Jan 1955	3	-
NC-130	Converted 2 YC-130			1
C-130A	216	Feb 1955 through Jan 1959	34	180
MC-BOA	Converted C-130A			2
C-130B	136 and 6 converted C-130A and 4 MAP Production	Dec 1958 through Oct 1962	11	135
C-130D	Converted C-130C		-	13
C-130E	80	Jun 1961 - In Production	-	80

Downgraded at 3-Year Intervals:
Declassified After 12 Years
DOD Dir 5200.10

TABLE 44 - USAF AIRCRAFT ACCUMULATIVE NET GAINS AND LOSSES BY TYPE, MODEL, AND SELECTED SERIES AIRCRAFT, WORLD-WIDE - 30 JUN 1963 (CONTINUED)

TYPE, MODEL, AND SERIES	PROGRAM PROCUREMENT		TOTAL NET LOSSES TO DATE c/	INVENTORY 30 JUNE 1963 d/
	Total Accepted To Date a/	Date of First and Last Acceptance b/		
C/VC-131A	26	Mar 1954 through Dec 1954	-	30
CT-29A	Converted T/VT-29		-	4
VT-29B	Converted AC-131A		-	38
	Converted AC-131A			
C-131B	36	Dec 1954 through Sep 1955	1	35
C-131D	33	Aug 1954 through Jul 1956	1	32
C-131E	12	Jul 1956 through Oct 1956 and Dec 1957	4	8
C-133A	35	Apr 1955 through Nov 1959	5	30
C-133B	15	Dec 1959 through Apr 1961	2	16
	Converted 3 C-133A's			
C-135A	15	Aug 1961 through Jun 1962	-	15
C-135B	30	June 1962 through Aug 1962	1	29
VC-137A	3	May 1959 through Jun 1959	-	2
VC-137B	Converted VC-137A		-	1
VC-137C	1	Oct 1962	-	1
C-140A	5	Aug 1962 through Dec 1962	1	4
C-140B	4	Jan 1963 - In Production	-	4
VC-140B	6	Oct 1961 through Aug 1962	-	6
WV-2	Navy Production		-	-
T-28A	1,194	Jul 1949 through Nov 1950	960	234
T-28D	Converted T-28A			21
TB-28B	Navy Production		-	16
T-29A	48	Feb 1950 through Dec 1951	9	21
VT-29A	Converted T-29B and T-29A			18
T-29B	105	Dec 1951 through Aug 1953	58	47
T-29C	119	Aug 1953 through Apr 1955	9	93
VT-29C	Converted T-29C			15
ET-29C	Converted AC-131C and AT-29C			2
T-29D	92	Sep 1953 through Aug 1955	2	71
VT-29D	Converted T-29D			19
VT-29E	Converted VT-29B			1
T-33A	4,137	Aug 1948 through Aug 1959	1,830	2,275
RT-33A	85 and Converted T-33A	Sep 1954 through Jun 1955	58	1

Downgraded at 3-Year Intervals:
Declassified After 12 Years
DOD Dir 5200.10

TABLE 44 - USAF AIRCRAFT ACCUMULATIVE NET GAINS AND LOSSES BY TYPE, MODEL, AND SELECTED SERIES AIRCRAFT, WORLD-WIDE - 30 JUN 1963 (CONTINUED)

TYPE, MODEL, AND SERIES	PROGRAM PROCUREMENT		TOTAL NET LOSSES TO DATE c/	INVENTORY 30 JUNE 1963 d/
	Total Accepted To Date a/	Date of First and Last Acceptance b/		
WT-33A	Converted T-33A		4	-
T-34A	450	Sep 1953 through Sep 1956	156	294
T-37A	413	Sep 1955 through Oct 1959	412	1
T-37B	265 Converted 387 T-37A's and 20 MAP Production	Nov 1959 through Jan 1962 and Feb 1962 - In Production	38	634
T-37C	MAP Production		-	8
T-38A	297	Jun 1959 - In Production	6	291
YT-38	Accepted on T-38 contract			-
T-39A	123	Oct 1960 - In Production	1	122
T-39B	6	Jan 1961 through May 1961	-	6
T-39D	Navy Production		-	1
L-20A	212 Army Production	Oct 1951 through Oct 1953	198	-
U-6A	Converted L-20A		-	131
L-26B	15	Jul 1955 through Mar 1956	1	-
U-4A	Converted L-26B			12
U-4B	Converted U-4A			2
L-27A	160	May 1957 through Nov 1959	2	-
U-3A	Converted L-27A		4	154
L-28A	22	Feb 1959, Oct 1961 through Apr 1962	2	-
U-10A	Converted L-28A		2	18
U-10B	21	Aug 1962 through Apr 1963	12	9
H-13H	Army Production		54	-
UH-13H	Converted H-13H			-
H-13J	2	March 1957	-	-
UH-13J	Converted H-13J		-	2
HUL-1M	Army Production		-	-
UH-13R	Converted HUL-1M		-	2
H-19A	50	Nov 1951 through Jun 1952	32	-
SH-19A	Converted H-19A		15	-
HH-19A	Converted SH-19A			3
H-19B	234 and 1 Converted H-19A	Feb 1953 through Nov 1954	48	-

TABLE 44 - USAF AIRCRAFT ACCUMULATIVE NET GAINS AND LOSSES BY TYPE, MODEL, AND SELECTED SERIES AIRCRAFT, WORLD-WIDE - 30 JUN 1963 (CONTINUED)

TYPE, MODEL, AND SERIES	PROGRAM PROCUREMENT		TOTAL NET LOSSES TO DATE c/	INVENTORY 30 JUNE 1963 d/
	Total Accepted To Date a/	Date of First and Last Acceptance b/		
UH-19B	Converted H-19B			56
SH-19B	Converted H-19B		11	-
HH-19B	Converted SH-19B			119
H-21A	32	Sep 1953 through Nov 1954	30	-
CH-21A	Converted H-21A			2
H-21B	161	Nov 1954 through Nov 1957	79	-
CH-21B	Converted H-21B			70
SH-21B	Converted H-21B			-
HH-21B	Converted SH-21B			12
H-21C	Army Production		1	-
CH-21C	Converted H-21C			2
XH-33		Aug 1959	-	1
H-34C	Army Production		-	-
CH-34C	Converted H-34C		-	-
HUS-1	Army Production		-	-
UH-34D	Converted HUS-1 and 10 MAP Production		-	7
H-37A	Army Production		1	-
CH-37A	Converted H-37A			-
XH-40	Army Production		1	1
H-43A	17	Nov 1958 through Jul 1959	16	-
HH-43A	Converted H-43A			1
H-43B	160	Jan 1959 - In Production	26	-
HH-43B	Converted H-43B and 15 MAP Production			149
HC-1B	Army Production		-	-
CH-47A	Converted HC-1B		-	15
YHC-1B	Army Production		-	-
YCH-47A	Converted YHC-1B		-	2
HU-1A	Army Production		-	-
UH-1A	Converted HU-1A		-	-
HU-1B	Army Production		-	-
UH-1B	Converted HU-1B		-	45
YHU-1B	Army Production		-	-
YUH-1B			-	1
HU-1D	Army Production		-	-
UH-1D	Converted HU-1D		-	2

Downgraded at 3-Year Intervals:
Declassified After 12 Years
DOD Dir 5200.10

TABLE 44 - USAF AIRCRAFT ACCUMULATIVE NET GAINS AND LOSSES BY TYPE, MODEL, AND SELECTED SERIES AIRCRAFT, WORLD-WIDE - 30 JUN 1963 (CONTINUED)

TYPE, MODEL, AND SERIES	PROCUREMENT PROGRAM		TOTAL NET LOSSES TO DATE c/	INVENTORY 30 JUNE 1963 d/
	Total Accepted To Date a/	Date of First and Last Acceptance b/		
YHU-1D	Army Production		-	-
YUH-1D	Converted YUH-1D		-	3
HU-1E	Marine Production		-	-
UH-1E	Converted HU-1E		-	2
CH-1C	MAP Production		-	1
HSS-2	Army Production		-	-
CH-3B	Converted HSS-2		-	6
AO-1E	Navy Production		-	2
YAO-1	Army Production		-	1
TO-1D	Navy Production		-	1
O-1E	Army Production		-	4
CSS-185	MAP Production		-	4
U-1A	Army Production		4	-
U-3B	35	Dec 1960 through Jun 1961	2	33

a/ Acceptances are those aircraft procured for the USAF, ANG, and AFR only.

b/ Date of first and last acceptance for converted models are within the dates shown for basic model.

c/ Where information is not available, net losses for converted models are listed under original production model.

d/ Total inventory includes USAF, Air Force Reserve, Air National Guard, Earmarked and aircraft possessed but not assigned to the USAF, AFR, and ANG. Example: MAP aircraft at AFLC depots and AFLC contract facilities. The inventory includes aircraft transferred to the USAF from other services. Example: Navy aircraft transferred to MATS for Single Manager Airlift.

Source: Data Applications Division, Data Services Center, Comptroller of the Air Force.

Downgraded at 3-Year Intervals:
Declassified After 12 Years
DOD Dir 5200.10

TABLE 45 - USAF AND COMPONENT AIRCRAFT GAINS AND LOSSES BY

TYPE, MODEL, AND SERIES	GAINS					Not Beyond Eco			
	Total	Pro-duction	From MAP, USA, and USN	From Other	Redes-ignation	Total	Not Beyond Eco		
							Redes-ignation	Obso-lete	Recla-ma-tion
FIRST HALF FY 1963 (1 July)									
<u>TOTAL</u>	<u>1,960</u>	<u>534</u>	<u>82</u>	<u>97</u>	<u>1,247</u>	<u>1,835</u>	<u>1,251</u>	<u>3</u>	<u>143</u>
<u>BOMBER - TOTAL</u>	<u>34</u>	<u>29</u>	-	-	<u>5</u>	<u>12</u>	<u>1</u>	-	<u>1</u>
B-26C	1	-	-	-	1	-	-	-	-
B-47E	-	-	-	-	-	6	1	-	-
B-52H	14	14	-	-	-	-	-	-	-
B-57A	-	-	-	-	-	1	-	-	1
B-57B	-	-	-	-	-	1	-	-	-
B-57C	-	-	-	-	-	1	-	-	-
B-57E	-	-	-	-	-	2	-	-	-
B-58A	18	15	-	-	3	1	-	-	-
B-66B	1	-	-	-	1	-	-	-	-
<u>TANKER - TOTAL</u>	<u>44</u>	<u>44</u>	-	-	-	<u>23</u>	<u>2</u>	<u>2</u>	<u>17</u>
KB-50J	-	-	-	-	-	1	-	-	-
KC-97F	-	-	-	-	-	16	2	-	14
KC-97G	-	-	-	-	-	4	-	-	3
KC-135A	44	44	-	-	-	2	-	-	-
<u>FIGHTER - TOTAL</u>	<u>150</u>	<u>118</u>	<u>27</u>	<u>1</u>	<u>4</u>	<u>133</u>	<u>2</u>	-	<u>8</u>
F-5A	3	-	-	-	3	-	-	-	-
F-80C	-	-	-	-	-	1	1	-	-
F-84F	-	-	-	-	-	10	-	-	-
F-86D	-	-	-	-	-	2	-	-	-
F-86F	27	-	27	-	-	8	-	-	-
F-86H	-	-	-	-	-	6	-	-	-
NF-86H	-	-	-	-	-	1	-	-	-
F-86L	-	-	-	-	-	13	-	-	5
F-89J	-	-	-	-	-	2	-	-	2
F-100C	-	-	-	-	-	6	-	-	-
F-100D	-	-	-	-	-	32	-	-	-
DF-100D	-	-	-	-	-	1	-	-	-
F-100F	-	-	-	-	-	3	-	-	-
F-101B	-	-	-	-	-	7	-	-	-
F-101F	-	-	-	-	-	1	-	-	-
F-102A	1	-	-	1	-	14	-	-	-
TF-102A	-	-	-	-	-	1	-	-	-
YF-102C	-	-	-	-	-	1	-	-	1
F-104A	-	-	-	-	-	5	4	-	-
F-104C	-	-	-	-	-	3	-	-	-
F-104D	-	-	-	-	-	1	-	-	-
F-104G	15	15	-	-	-	-	-	-	-
TF-104G	11	11	-	-	-	3	-	-	-
F-105B	-	-	-	-	-	1	-	-	-
F-105D	92	92	-	-	-	6	-	-	-
F-106A	1	-	-	-	1	-	-	-	-
YF-106C	-	-	-	-	-	1	1	-	-
N-156F	-	-	-	-	-	3	3	-	-

Downgraded at 3-Year Intervals:
Declassified After 12 Years
DOD Dir 5200.10

TYPE, MODEL, AND SERIES, WORLD-WIDE, SEMIANNUALLY - FY 1963

LOSSES										TYPE, MODEL, AND SERIES
Economic Repair				Beyond Economic Repair						
Transfer and Diversion				Accidents		Muse-um or School	Natu-ral Phe-nomena	Tested to De-struc-tion	Fair Wear and Tear	
MAP	USA	USN	Other	Flying	Ground					
1962 through 31 December 1962)										
<u>113</u>	<u>92</u>	<u>4</u>	<u>63</u>	<u>135</u>	<u>4</u>	<u>24</u>	<u>1</u>	-	<u>2</u>	<u>TOTAL</u>
-	-	-	-	<u>10</u>	-	-	-	-	-	<u>BOMBER - TOTAL</u>
-	-	-	-	5	-	-	-	-	-	B-26C
-	-	-	-	-	-	-	-	-	-	B-47E
-	-	-	-	-	-	-	-	-	-	B-52H
-	-	-	-	1	-	-	-	-	-	B-57A
-	-	-	-	1	-	-	-	-	-	B-57B
-	-	-	-	2	-	-	-	-	-	B-57C
-	-	-	-	1	-	-	-	-	-	B-57E
-	-	-	-	-	-	-	-	-	-	B-58A
-	-	-	-	-	-	-	-	-	-	B-66B
-	-	-	-	4	-	-	-	-	-	<u>TANKER - TOTAL</u>
-	-	-	-	<u>1</u>	-	-	-	-	-	KB-50J
-	-	-	-	1	-	-	-	-	-	KC-97F
-	-	-	-	2	-	-	-	-	-	KC-97G
-	-	-	-	-	-	-	-	-	-	KC-135A
<u>23</u>	-	-	<u>4</u>	<u>78</u>	<u>1</u>	<u>10</u>	-	-	-	<u>FIGHTER - TOTAL</u>
-	-	-	-	-	-	-	-	-	-	F-5A
4	-	-	-	6	-	-	-	-	-	F-80C
2	-	-	-	-	-	-	-	-	-	F-84F
7	-	-	-	1	-	-	-	-	-	F-86D
-	-	-	-	2	-	4	-	-	-	F-86F
-	-	-	-	3	-	1	-	-	-	F-86H
-	-	-	-	3	-	5	-	-	-	NF-86H
-	-	-	-	6	-	-	-	-	-	F-86L
-	-	-	-	23	-	-	-	-	-	F-89J
9	-	-	-	-	-	-	-	-	-	F-100C
1	-	-	-	3	-	-	-	-	-	F-100D
-	-	-	-	7	-	-	-	-	-	DF-100D
-	-	-	-	1	-	-	-	-	-	F-100F
-	-	-	1	13	-	-	-	-	-	F-101B
-	-	-	-	1	-	-	-	-	-	F-101F
-	-	-	-	1	-	-	-	-	-	F-102A
-	-	-	-	1	-	-	-	-	-	TF-102A
-	-	-	-	3	-	-	-	-	-	YF-102C
-	-	-	-	1	-	-	-	-	-	F-104A
-	-	-	-	3	-	-	-	-	-	F-104C
-	-	-	-	-	1	-	-	-	-	F-104D
-	-	-	-	-	-	-	-	-	-	F-104G
-	-	-	3	1	-	-	-	-	-	TF-104G
-	-	-	-	6	-	-	-	-	-	F-105B
-	-	-	-	1	-	-	-	-	-	F-105D
-	-	-	-	1	-	-	-	-	-	F-106A
-	-	-	-	-	-	-	-	-	-	YF-106C
-	-	-	-	-	-	-	-	-	-	N-156F

Downgraded at 3-Year Intervals:
Declassified After 12 Years
DOD Dir 5200.10

TABLE 45 - USAF AND COMPONENT AIRCRAFT GAINS AND LOSSES BY TYPE.

TYPE, MODEL, AND SERIES	GAINS					Not Beyond Eco			
	Total	Pro-duction	From MAP, USA, and USN	From Other	Redes-ignation	Total	Not Beyond Eco		
							Redes-ignation	Obso-lete	Recla-mation
FIRST HALF FY 1963 (1 July 1962)									
<u>RECONNAISSANCE - TOTAL</u>	<u>169</u>	-	<u>1</u>	<u>1</u>	<u>167</u>	<u>190</u>	<u>179</u>	-	<u>2</u>
EB-47E	95	-	-	-	95	-	-	-	-
WV-2	1	-	1	-	-	8	7	-	-
RB-47E	36	-	-	-	36	-	-	-	-
EB-47H	3	-	-	-	3	-	-	-	-
RB-47H	19	-	-	-	19	2	-	-	-
RB-47K	14	-	-	-	14	-	-	-	-
WB-50D	-	-	-	-	-	1	-	-	1
YRB-58A	1	-	-	1	-	4	3	-	-
RC-45H	-	-	-	-	-	3	-	-	-
E-47E	-	-	-	-	-	94	94	-	-
RF-84F	-	-	-	-	-	3	-	-	1
R-47E	-	-	-	-	-	36	36	-	-
R-47H	-	-	-	-	-	19	19	-	-
ER-47H	-	-	-	-	-	3	3	-	-
R-47K	-	-	-	-	-	14	14	-	-
RC-121D	-	-	-	-	-	3	3	-	-
<u>SEARCH AND RESCUE - TOTAL</u>	<u>318</u>	<u>1</u>	-	<u>1</u>	<u>316</u>	<u>321</u>	<u>316</u>	-	-
SA-16A	-	-	-	-	-	56	55	-	-
SA-16B	-	-	-	-	-	85	85	-	-
HC-47A	24	-	-	-	24	1	-	-	-
SC-47A	-	-	-	-	-	24	24	-	-
HC-47D	11	-	-	-	11	-	-	-	-
SC-47D	-	-	-	-	-	11	11	-	-
HC-54D	36	-	-	-	36	-	-	-	-
SC-54D	1	-	-	1	-	36	36	-	-
HC-130B	4	1	-	-	3	-	-	-	-
SC-130B	-	-	-	-	-	3	3	-	-
SH-19A	-	-	-	-	-	2	-	-	-
HH-19B	89	-	-	-	89	-	-	-	-
SH-19B	-	-	-	-	-	89	89	-	-
HH-21B	13	-	-	-	13	-	-	-	-
SH-21B	-	-	-	-	-	13	13	-	-
HU-16A	55	-	-	-	55	1	-	-	-
HU-16B	85	-	-	-	85	-	-	-	-
<u>SPECIAL RESEARCH - TOTAL</u>	<u>2</u>	-	-	-	<u>2</u>	<u>2</u>	<u>2</u>	-	-
X-13	-	-	-	-	-	2	2	-	-
X-13A	2	-	-	-	2	-	-	-	-
X-15	-	-	-	-	-	3	3	-	-
X-15A	3	-	-	-	3	-	-	-	-
<u>CARGO - TOTAL</u>	<u>116</u>	<u>50</u>	-	<u>4</u>	<u>62</u>	<u>117</u>	<u>43</u>	<u>2</u>	<u>4</u>
AC-1	-	-	-	-	-	1	1	-	-
C-45H	-	-	-	-	-	1	-	-	-

Downgraded at 3-Year Intervals:
Declassified After 12 Years
DOD Dir 5200.10

MODEL, AND SERIES, WORLD-WIDE, SEMIANNUALLY - FY 1963 (CONTINUED)

LOSSES										TYPE, MODEL, AND SERIES
Economic Repair				Beyond Economic Repair						
Transfer and Diversion				Accidents		Museum or School	Natural Phenomena	Tested to Destruction	Fair Wear and Tear	
MAP	USA	USN	Other	Flying	Ground					
through 31 December 1962) (Continued)										
-	-	-	<u>4</u>	<u>5</u>	-	-	-	-	-	<u>RECONNAISSANCE - TOTAL</u>
-	-	-	-	-	-	-	-	-	-	EB-47E
-	-	-	1	-	-	-	-	-	-	WV-2
-	-	-	-	-	-	-	-	-	-	RB-47E
-	-	-	-	2	-	-	-	-	-	EB-47H
-	-	-	-	-	-	-	-	-	-	RB-47H
-	-	-	-	-	-	-	-	-	-	RB-47K
-	-	-	-	1	-	-	-	-	-	WB-50D
-	-	-	3	-	-	-	-	-	-	YRB-58A
-	-	-	-	-	-	-	-	-	-	RC-45H
-	-	-	-	2	-	-	-	-	-	E-47E
-	-	-	-	-	-	-	-	-	-	RF-84F
-	-	-	-	-	-	-	-	-	-	R-47E
-	-	-	-	-	-	-	-	-	-	R-47H
-	-	-	-	-	-	-	-	-	-	ER-47H
-	-	-	-	-	-	-	-	-	-	R-47K
-	-	-	-	-	-	-	-	-	-	RC-121D
<u>2</u>	-	-	-	<u>3</u>	-	-	-	-	-	<u>SEARCH AND RESCUE - TOTAL</u>
-	-	-	-	1	-	-	-	-	-	SA-16A
-	-	-	-	-	-	-	-	-	-	SA-16B
-	-	-	-	1	-	-	-	-	-	HC-47A
-	-	-	-	-	-	-	-	-	-	SC-47A
-	-	-	-	-	-	-	-	-	-	HC-47D
-	-	-	-	-	-	-	-	-	-	SC-47D
-	-	-	-	-	-	-	-	-	-	HC-54D
-	-	-	-	-	-	-	-	-	-	SC-54D
-	-	-	-	-	-	-	-	-	-	HC-130B
-	-	-	-	-	-	-	-	-	-	SC-130B
<u>2</u>	-	-	-	-	-	-	-	-	-	SH-19A
-	-	-	-	-	-	-	-	-	-	HH-19B
-	-	-	-	-	-	-	-	-	-	SH-19B
-	-	-	-	-	-	-	-	-	-	HH-21B
-	-	-	-	-	-	-	-	-	-	SH-21B
-	-	-	-	1	-	-	-	-	-	HU-16A
-	-	-	-	-	-	-	-	-	-	HU-16B
-	-	-	-	-	-	-	-	-	-	<u>SPECIAL RESEARCH - TOTAL</u>
-	-	-	-	-	-	-	-	-	-	X-13
-	-	-	-	-	-	-	-	-	-	X-13A
-	-	-	-	-	-	-	-	-	-	X-15
-	-	-	-	-	-	-	-	-	-	X-15A
<u>12</u>	<u>1</u>	-	<u>46</u>	<u>4</u>	<u>2</u>	<u>1</u>	<u>1</u>	-	<u>1</u>	<u>CARGO - TOTAL</u>
-	-	-	1	-	-	-	-	-	-	AC-1
-	-	-	-	-	-	-	-	-	-	C-45H

Downgraded at 3-Year Intervals:
Declassified After 12 Years
DOD Dir 5200.10

TABLE 45 - USAF AND COMPONENT AIRCRAFT GAINS AND LOSSES BY TYPE,

TYPE, MODEL, AND SERIES	GAINS					Not Beyond Eco			
	Total	Pro- duc- tion	From MAP, USA, and USN	From Other	Redes- igna- tion	Total	Not Beyond Eco		
							Redes- igna- tion	Obso- lete	Recla- ma- tion
FIRST HALF FY 1963 (1 July 1962)									
<u>CARGO (Continued)</u>									
C-46D	1	-	-	1	-	-	-	-	-
C-47	-	-	-	-	-	1	1	-	-
C-47A	1	-	-	-	1	30	-	-	3
VC-47A	-	-	-	-	-	1	-	-	-
C-47B	-	-	-	-	-	7	-	-	-
C-47D	-	-	-	-	-	14	-	-	1
AC-47D	-	-	-	-	-	24	24	-	-
EC-47D	24	-	-	-	24	-	-	-	-
VC-47D	-	-	-	-	-	1	-	-	-
C-54D	1	-	-	1	-	-	-	-	-
AC-54D	-	-	-	-	-	6	5	-	-
EC-54D	5	-	-	-	5	-	-	-	-
C-54G	-	-	-	-	-	7	-	-	-
C-54M	1	-	-	1	-	-	-	-	-
C-97D	1	-	-	-	1	-	-	-	-
C-97F	1	-	-	-	1	-	-	-	-
C-119C	-	-	-	-	-	3	-	-	-
C-119G	-	-	-	-	-	4	-	2	-
C-119J	8	-	-	-	8	1	1	-	-
MC-119J	1	-	-	-	1	8	8	-	-
EC-121D	1	-	-	-	1	-	-	-	-
C-121G	-	-	-	-	-	1	-	-	-
EC-121H	2	-	-	-	2	-	-	-	-
EC-121K	7	-	-	-	7	-	-	-	-
C-124A	1	-	-	1	-	5	3	-	-
C-124C	3	-	-	-	3	-	-	-	-
C-130A	1	-	-	-	1	1	-	-	-
C-130B	6	6	-	-	-	-	-	-	-
C-130E	29	29	-	-	-	-	-	-	-
C-135B	5	5	-	-	-	1	-	-	-
VC-137C	1	1	-	-	-	-	-	-	-
C-140A	5	5	-	-	-	-	-	-	-
C-140B	2	2	-	-	-	-	-	-	-
VC-140B	2	2	-	-	-	-	-	-	-
VT-29A	2	-	-	-	2	-	-	-	-
VT-29B	2	-	-	-	2	-	-	-	-
VT-29C	2	-	-	-	2	-	-	-	-
CV-2A	1	-	-	-	1	-	-	-	-
<u>TRAINER - TOTAL</u>	<u>406</u>	<u>126</u>	<u>41</u>	<u>87</u>	<u>152</u>	<u>385</u>	<u>160</u>	<u>1</u>	<u>111</u>
GB-25J	1	-	-	-	1	-	-	-	-
UB-25J	1	-	-	1	-	1	1	-	-
GB-26C	-	-	-	-	-	1	1	-	-
TB-26C	-	-	-	-	1	1	1	-	-
TB-29	-	-	-	-	-	1	-	-	1
GB-47B	6	-	-	-	6	-	-	-	-

Downgraded at 3-Year Intervals:
Declassified After 12 Years
DOD Dir 5200.10

MODEL, AND SERIES, WORLD-WIDE, SEMIANNUALLY -- FY 1963 (CONTINUED)

LOSSES										TYPE, MODEL, AND SERIES	
Economic Repair				Beyond Economic Repair							
Transfer and Diversion				Accidents		Muse- um or School	Natu- ral Phe- nomena	Tested to De- struc- tion	Fair Wear and Tear		
MAP	USA	USN	Other	Flying	Ground						
through 31 December 1962) (Continued)										CARGO (Continued)	
-	-	-	-	-	-	-	-	-	-		C-46D
-	1	-	25	-	-	1	-	-	-		C-47
-	-	-	1	-	-	-	-	-	-		C-47A
7	-	-	-	-	-	-	-	-	-		VC-47A
-	-	-	13	-	-	-	-	-	-		C-47B
-	-	-	-	-	-	-	-	-	-		C-47D
-	-	-	-	-	-	-	-	-	-		AC-47D
-	-	-	-	-	-	-	-	-	-		EC-47D
-	-	-	-	-	-	-	-	-	1		VC-47D
-	-	-	1	-	-	-	-	-	-		C-54D
-	-	-	-	-	-	-	-	-	-		AC-54D
2	-	-	5	-	-	-	-	-	-		EC-54D
-	-	-	-	-	-	-	-	-	-		C-54G
-	-	-	-	-	-	-	-	-	-		C-54M
-	-	-	-	-	-	-	-	-	-		C-97D
2	-	-	-	-	1	-	-	-	-		C-97F
1	-	-	-	1	-	-	-	-	-		C-119C
-	-	-	-	-	-	-	-	-	-		C-119G
-	-	-	-	-	-	-	-	-	-		C-119J
-	-	-	-	-	-	-	-	-	-		MC-119J
-	-	-	-	-	-	-	-	-	-		EC-121D
-	-	-	-	-	1	-	-	-	-		C-121G
-	-	-	-	-	-	-	-	-	-		EC-121H
-	-	-	-	-	-	-	-	-	-		EC-121K
-	-	-	-	1	-	-	1	-	-		C-124A
-	-	-	-	1	-	-	-	-	-		C-124C
-	-	-	-	-	-	-	-	-	-	C-130A	
-	-	-	-	-	-	-	-	-	-	C-130B	
-	-	-	-	-	-	-	-	-	-	C-130E	
-	-	-	-	1	-	-	-	-	-	C-135B	
-	-	-	-	-	-	-	-	-	-	VC-137C	
-	-	-	-	-	-	-	-	-	-	C-140A	
-	-	-	-	-	-	-	-	-	-	C-140B	
-	-	-	-	-	-	-	-	-	-	VC-140B	
-	-	-	-	-	-	-	-	-	-	VT-29A	
-	-	-	-	-	-	-	-	-	-	VT-29B	
-	-	-	-	-	-	-	-	-	-	VT-29C	
-	-	-	-	-	-	-	-	-	-	CV-2A	
<u>64</u>	-	<u>3</u>	<u>7</u>	<u>24</u>	<u>1</u>	<u>13</u>	-	-	<u>1</u>	<u>TRAINER - TOTAL</u>	
-	-	-	-	-	-	-	-	-	-	GB-25J	
-	-	-	-	-	-	-	-	-	-	UB-25J	
-	-	-	-	-	-	-	-	-	-	GB-26C	
-	-	-	-	-	-	-	-	-	-	TB-26C	
-	-	-	-	-	-	-	-	-	-	TB-29	
-	-	-	-	-	-	-	-	-	-	GB-47B	

Downgraded at 3-Year Intervals:
Declassified After 12 Years
DOD Dir 5200.10

TABLE 45 - USAF AND COMPONENT AIRCRAFT GAINS AND LOSSES BY TYPE.

TYPE, MODEL, AND SERIES	GAINS					Not Beyond Eco			
	Total	Pro-duction	From MAP, USA, and USN	From Other	Redes-ignation	Total	Redes-ignation	Obso-lete	Recla-mation
FIRST HALF FY 1963 (1 July 1962)									
<u>TRAINER (Continued)</u>									
UB-47B	6	-	-	6	-	6	6	-	-
GB-47E	1	-	-	-	1	-	-	-	-
UE-47E	1	-	-	1	-	-	-	-	-
TB-50D	-	-	-	-	-	1	-	-	1
GKC-97E	3	-	-	-	3	-	-	-	-
UKC-97E	3	-	-	3	-	3	3	-	-
GC-119B	1	-	-	-	1	-	-	-	-
UC-119B	1	-	-	1	-	1	1	-	-
GC-119C	2	-	-	-	2	-	-	-	-
UC-119C	2	-	-	2	-	2	2	-	-
GC-123B	1	-	-	-	1	-	-	-	-
UC-123B	1	-	-	1	-	1	1	-	-
GC-124A	2	-	-	-	2	-	-	-	-
UC-124A	2	-	-	2	-	2	2	-	-
GC-130A	1	-	-	-	1	-	-	-	-
UC-130A	1	-	-	1	-	1	1	-	-
UF-80C	1	-	-	1	-	-	-	-	-
UF-84B	1	-	-	1	-	-	-	-	-
UF-84C	1	-	-	1	-	-	-	-	-
GF-84F	7	-	-	-	7	3	7	-	3
UF-84F	7	-	-	7	-	7	7	-	-
UTF-86D	2	-	-	2	-	-	-	-	-
UF-86D	2	-	-	2	-	-	-	-	-
GF-86F	1	-	-	-	1	-	-	-	-
UF-86F	1	-	-	1	-	1	1	-	-
GF-89D	2	-	-	-	2	-	-	-	-
UF-89D	2	-	-	2	-	2	2	-	-
GF-100C	4	-	-	-	4	-	-	-	-
UF-100C	4	-	-	4	-	4	4	-	-
GF-100D	4	-	-	-	4	-	-	-	-
UF-100D	4	-	-	4	-	4	4	-	-
GF-101A	2	-	-	-	2	-	-	-	-
UNF-101A	1	-	-	1	-	-	-	-	-
UF-101A	3	-	-	3	-	2	2	-	-
GF-101B	2	-	-	-	2	-	-	-	-
UF-101B	2	-	-	2	-	2	2	-	-
GF-102A	5	-	-	-	5	-	-	-	-
UUF-102A	1	-	-	1	-	-	-	-	-
UF-102A	5	-	-	5	-	5	5	-	-
GYF-102C	1	-	-	-	1	-	-	-	-
UYF-102C	1	-	-	1	-	1	1	-	-
GF-104A	1	-	-	-	1	-	-	-	-
UF-104A	1	-	-	1	-	1	1	-	-
GF-105B	4	-	-	-	4	-	-	-	-
JF-105B	-	-	-	-	-	1	1	-	-
GJF-105B	1	-	-	-	1	-	-	-	-
UF-105B	4	-	-	4	-	4	4	-	-
GNF-106A	1	-	-	-	1	-	-	-	-

DOWNGRADED AT 3 YEAR INTERVALS;
DECLASSIFIED AFTER 12 YEARS.
DOD DIR. 5200.10

MODEL, AND SERIES, WORLD-WIDE, SEMIANNUALLY - FY 1963 (CONTINUED)

LOSSES										TYPE, MODEL, AND SERIES
Economic Repair				Beyond Economic Repair						
Transfer and Diversion				Accidents		Museum or School	Natural Phenomena	Tested to Destruction	Fair Wear and Tear	
MAP	USA	USN	Other	Flying	Ground					
through 31 December 1962) (Continued)										TRAINER (Continued) UB-47B GB-47E UB-47E TB-50D GKC-97E UKC-97E GC-119B UC-119B GC-119C UC-119C GC-123B UC-123B GC-124A UC-124A GC-130A UC-130A UF-80C UF-84B UF-84C GF-84F UF-84F UTF-86D UF-86D GF-86F UF-86F GF-89D UF-89D GF-100C UF-100C GF-100D UF-100D GF-101A UNF-101A UF-101A GF-101B UF-101B GF-102A UJF-102A UF-102A GYF-102C UYF-102C GF-104A UF-104A GF-105B JF-105B GJF-105B UF-105B GNF-106A
-	-	-	-	-	-	-	-	-	-	
-	-	-	-	-	-	-	-	-	-	
-	-	-	-	-	-	-	-	-	-	
-	-	-	-	-	-	-	-	-	-	
-	-	-	-	-	-	-	-	-	-	
-	-	-	-	-	-	-	-	-	-	
-	-	-	-	-	-	-	-	-	-	
-	-	-	-	-	-	-	-	-	-	
-	-	-	-	-	-	-	-	-	-	
-	-	-	-	-	-	-	-	-	-	
-	-	-	-	-	-	-	-	-	-	
-	-	-	-	-	-	-	-	-	-	
-	-	-	-	-	-	-	-	-	-	
-	-	-	-	-	-	-	-	-	-	
-	-	-	-	-	-	-	-	-	-	
-	-	-	-	-	-	-	-	-	-	
-	-	-	-	-	-	-	-	-	-	
-	-	-	-	-	-	-	-	-	-	
-	-	-	-	-	-	-	-	-	-	
-	-	-	-	-	-	-	-	-	-	
-	-	-	-	-	-	-	-	-	-	
-	-	-	-	-	-	-	-	-	-	

DOWNGRADED AT 3 YEAR INTERVALS;
 DECLASSIFIED AFTER 12 YEARS.
 DOD DIR. 5200.10

TABLE 45 - USAF AND COMPONENT AIRCRAFT GAINS AND LOSSES BY TYPE,

TYPE, MODEL, AND SERIES	GAINS					Not Beyond Eco			
	Total	Pro-duction	From MAP, USA, and USN	From Other	Redes-ignation	Total	Redes-ignation	Obso-lete	Recla-mation
FIRST HALF FY 1963 (1 July 1962)									
<u>TRAINER (Continued)</u>									
UNF-106A	1	-	-	1	-	1	1	-	-
GH-19A	1	-	-	-	1	1	-	-	-
UH-19A	1	-	-	1	-	1	1	-	-
GHH-19B	32	-	-	-	32	-	-	-	-
UHH-19B	3	-	-	-	3	3	-	-	-
UH-19B	3	-	-	3	-	32	32	-	-
GH-21	2	-	-	-	2	-	-	-	-
UH-21	2	-	-	2	-	2	2	-	-
GHH-43B	1	-	-	-	1	-	-	-	-
UHH-43B	1	-	-	-	1	1	1	-	-
UH-43B	1	-	-	1	-	1	1	-	-
T-28A	43	-	38	5	-	64	26	-	16
GT-28A	8	-	-	-	8	-	-	-	-
UT-28A	8	-	-	8	-	8	8	-	-
T-28D	26	-	-	-	26	14	-	-	-
T-29A	-	-	-	-	-	3	3	-	-
NT-29A	1	-	-	-	1	-	-	-	-
T-29B	4	-	3	1	-	5	2	-	-
GT-29B	1	-	-	-	1	-	-	-	-
UT-29B	1	-	-	1	-	1	1	-	-
T-29C	-	-	-	-	-	2	2	-	-
AT-29C	-	-	-	-	-	10	8	-	-
ET-29C	8	-	-	-	8	1	-	-	-
T-33A	-	-	-	-	-	140	5	1	87
GT-33A	8	-	-	-	8	-	-	-	-
UT-33A	8	-	-	3	5	8	8	-	-
T-34A	-	-	-	-	-	7	-	-	3
T-37A	-	-	-	-	-	1	1	-	-
T-37B	21	20	-	-	1	17	-	-	-
T-37C	4	4	-	-	-	-	-	-	-
T-38A	72	72	-	-	-	2	-	-	-
T-39A	30	30	-	-	-	1	-	-	-
<u>LIAISON - TOTAL</u>	<u>200</u>	<u>39</u>	<u>7</u>	<u>1</u>	<u>153</u>	<u>196</u>	<u>153</u>	-	-
L-19E	9	9	-	-	-	9	1	-	-
L-20A	-	-	-	-	-	135	132	-	-
L-21B	-	-	-	-	-	1	-	-	-
L-28A	1	1	-	-	-	20	20	-	-
O-1A	7	-	7	-	-	7	-	-	-
O-1E	24	23	-	-	1	23	-	-	-
U-6A	133	-	-	1	132	1	-	-	-
U-10A	20	-	-	-	20	-	-	-	-
U-10B	6	6	-	-	-	-	-	-	-

DOWNGRADED AT 3 YEAR INTERVALS;
 DECLASSIFIED AFTER 12 YEARS.
 DOD DIR. 5200.10

MODEL, AND SERIES, WORLD-WIDE, SEMIANNUALLY - FY 1963 (CONTINUED)

LOSSES										TYPE, MODEL, AND SERIES
Economic Repair				Beyond Economic Repair						
Transfer and Diversion				Accidents		Museum or School	Natural Phenomena	Tested to Destruction	Fair Wear and Tear	
MAP	USA	USN	Other	Flying	Ground					
through 31 December 1962) (Continued)										
										TRAINER (Continued)
-	-	-	-	-	-	-	-	-	-	UNF-106A
-	-	-	-	-	-	-	-	-	-	GH-19A
-	-	-	-	-	-	-	-	-	-	UH-19A
-	-	-	-	-	-	-	-	-	-	GHH-19B
-	-	-	-	-	-	-	-	-	-	UHH-19B
-	-	-	-	-	-	-	-	-	-	UH-19B
-	-	-	-	-	-	-	-	-	-	GH-21
-	-	-	-	-	-	-	-	-	-	UH-21
-	-	-	-	-	-	-	-	-	-	GHH-43B
-	-	-	-	-	-	-	-	-	-	UHH-43B
21	-	-	-	1	-	-	-	-	-	UH-43B
-	-	-	-	-	-	-	-	-	-	T-28A
14	-	-	-	-	-	-	-	-	-	GT-28A
-	-	-	-	-	-	-	-	-	-	UT-28A
-	-	-	-	-	-	-	-	-	-	T-28D
-	-	-	-	-	-	-	-	-	-	T-29A
-	-	3	-	-	-	-	-	-	-	NT-29A
-	-	-	-	-	-	-	-	-	-	T-29B
-	-	-	-	-	-	-	-	-	-	GT-29B
-	-	-	-	-	-	-	-	-	-	UT-29B
-	-	-	-	-	-	-	-	-	-	T-29C
-	-	-	2	-	-	-	-	-	-	AT-29C
-	-	-	1	-	-	-	-	-	-	ET-29C
18	-	-	4	11	1	13	-	-	-	T-33A
-	-	-	-	-	-	-	-	-	-	GT-33A
-	-	-	-	-	-	-	-	-	-	UT-33A
-	-	-	-	4	-	-	-	-	-	T-34A
-	-	-	-	-	-	-	-	-	-	T-37A
11	-	-	-	6	-	-	-	-	-	T-37B
-	-	-	-	-	-	-	-	-	-	T-37C
-	-	-	-	2	-	-	-	-	-	T-38A
-	-	-	-	-	-	-	-	-	1	T-39A
7	32	1	1	2	-	-	-	-	-	<u>LIAISON - TOTAL</u>
-	8	-	-	-	-	-	-	-	-	L-19E
-	1	-	1	2	-	-	-	-	-	L-20A
-	-	-	-	-	-	-	-	-	-	L-21B
-	-	-	-	-	-	-	-	-	-	L-28A
7	23	-	-	-	-	-	-	-	-	OL-A
-	-	-	-	-	-	-	-	-	-	OL-E
-	-	1	-	-	-	-	-	-	-	U-6A
-	-	-	-	-	-	-	-	-	-	U-10A
-	-	-	-	-	-	-	-	-	-	U-10B

TABLE 45 - USAF AND COMPONENT AIRCRAFT GAINS AND LOSSES BY TYPE.

TYPE, MODEL, AND SERIES	GAINS					Total	Not Beyond Eco			
	Total	Pro-duction	From MAP, USA, and USN	From Other	Redes-ignation		Total	Redes-ignation	Obso-lete	Recla-mation
FIRST HALF FY 1963 (1 July 1962)										
<u>HELICOPTER - TOTAL</u>	<u>518</u>	<u>127</u>	<u>6</u>	<u>2</u>	<u>383</u>	<u>452</u>	<u>383</u>	-	-	
HC-1B	-	-	-	-	-	1	1	-	-	
YHC-1B	-	-	-	-	-	1	1	-	-	
UH-1A	4	-	-	-	4	-	-	-	-	
UH-1B	92	56	-	-	36	35	-	-	-	
YUH-1B	2	-	1	-	1	-	-	-	-	
YUH-1D	1	-	-	-	1	-	-	-	-	
SH-3A	3	-	-	-	3	-	-	-	-	
CH-3B	3	3	-	-	-	-	-	-	-	
H-13G	1	-	-	1	-	1	1	-	-	
CH-13G	1	-	-	-	1	-	-	-	-	
H-13H	-	-	-	-	-	2	2	-	-	
CH-13H	2	-	-	-	2	-	-	-	-	
H-13J	-	-	-	-	-	2	2	-	-	
UH-13J	2	-	-	-	2	-	-	-	-	
UH-13R	2	-	-	-	2	-	-	-	-	
H-19A	-	-	-	-	-	2	-	-	-	
H-19B	-	-	-	-	-	88	88	-	-	
UH-19B	88	-	-	-	88	-	-	-	-	
H-21A	-	-	-	-	-	2	2	-	-	
CH-21A	2	-	-	-	2	-	-	-	-	
H-21B	-	-	-	-	-	72	70	-	-	
CH-21B	70	-	-	-	70	2	-	-	-	
H-21C	2	-	2	-	-	3	3	-	-	
CH-21C	3	-	-	-	3	-	-	-	-	
H-34C	3	-	3	-	-	14	14	-	-	
CH-34C	14	-	-	-	14	-	-	-	-	
H-37A	-	-	-	-	-	1	1	-	-	
CH-37A	1	-	-	-	1	-	-	-	-	
H-43A	-	-	-	-	-	17	16	-	-	
HH-43A	16	-	-	-	16	-	-	-	-	
H-43B	14	13	-	1	-	135	135	-	-	
HH-43B	144	9	-	-	135	-	-	-	-	
CH-47A	4	3	-	-	1	-	-	-	-	
YCH-47A	2	1	-	-	1	-	-	-	-	
HUL-IM	-	-	-	-	-	2	2	-	-	
HSS-2	-	-	-	-	-	3	3	-	-	
HU-1A	-	-	-	-	-	4	4	-	-	
HU-1B	42	42	-	-	-	63	36	-	-	
YHU-1B	-	-	-	-	-	1	1	-	-	
YHU-1D	-	-	-	-	-	1	1	-	-	
<u>UTILITY - TOTAL</u>	<u>-</u>	<u>-</u>	<u>-</u>	<u>-</u>	<u>-</u>	<u>1</u>	<u>-</u>	<u>-</u>	<u>-</u>	
U-3B	-	-	-	-	-	1	-	-	-	

Downgraded at 3-Year Intervals:
Declassified After 12 Years
DOD Dir 5200.10

MODEL, AND SERIES, WORLD-WIDE, SEMIANNUALLY - FY 1963 (CONTINUED)

LOSSES										TYPE, MODEL, AND SERIES
Economic Repair				Beyond Economic Repair						
Transfer and Diversion				Accidents		Museum or School	Natural Phenomena	Tested to Destruction	Fair Wear and Tear	
MAP	USA	USN	Other	Flying	Ground					
through 31 December 1962) (Continued)										
5	59	-	1	4	-	-	-	-	-	<u>HELICOPTER - TOTAL</u>
-	-	-	-	-	-	-	-	-	-	HC-1B
-	-	-	-	-	-	-	-	-	-	YHC-1B
3	31	-	1	-	-	-	-	-	-	UH-1A
-	-	-	-	-	-	-	-	-	-	UH-1B
-	-	-	-	-	-	-	-	-	-	YUH-1B
-	-	-	-	-	-	-	-	-	-	YUH-1D
-	-	-	-	-	-	-	-	-	-	SH-3A
-	-	-	-	-	-	-	-	-	-	CH-3B
-	-	-	-	-	-	-	-	-	-	H-13G
-	-	-	-	-	-	-	-	-	-	CH-13G
-	-	-	-	-	-	-	-	-	-	H-13H
-	-	-	-	-	-	-	-	-	-	CH-13H
-	-	-	-	-	-	-	-	-	-	H-13J
-	-	-	-	-	-	-	-	-	-	UH-13J
2	-	-	-	-	-	-	-	-	-	UH-13R
-	-	-	-	-	-	-	-	-	-	H-19A
-	-	-	-	-	-	-	-	-	-	H-19B
-	-	-	-	-	-	-	-	-	-	UH-19B
-	-	-	-	-	-	-	-	-	-	H-21A
-	-	-	-	-	-	-	-	-	-	CH-21A
-	1	-	-	2	-	-	-	-	-	H-21B
-	-	-	-	1	-	-	-	-	-	CH-21B
-	-	-	-	-	-	-	-	-	-	H-21C
-	-	-	-	-	-	-	-	-	-	CH-21C
-	-	-	-	-	-	-	-	-	-	H-34C
-	-	-	-	-	-	-	-	-	-	CH-34C
-	-	-	-	-	-	-	-	-	-	H-37A
-	-	-	-	-	-	-	-	-	-	CH-37A
-	-	-	-	1	-	-	-	-	-	H-43A
-	-	-	-	-	-	-	-	-	-	HH-43A
-	-	-	-	-	-	-	-	-	-	H-43B
-	-	-	-	-	-	-	-	-	-	HH-43B
-	-	-	-	-	-	-	-	-	-	CH-47A
-	-	-	-	-	-	-	-	-	-	YCH-47A
-	-	-	-	-	-	-	-	-	-	HUL-1M
-	-	-	-	-	-	-	-	-	-	HSS-2
-	27	-	-	-	-	-	-	-	-	HU-1A
-	-	-	-	-	-	-	-	-	-	HU-1B
-	-	-	-	-	-	-	-	-	-	YHU-1B
-	-	-	-	-	-	-	-	-	-	YHU-1D
-	-	-	-	1	-	-	-	-	-	<u>UTILITY - TOTAL</u>
-	-	-	-	1	-	-	-	-	-	U-3B

Downgraded at 3-Year Intervals:
Declassified After 12 Years
DOD Dir 5200.10

TABLE 45 -- USAF AND COMPONENT AIRCRAFT GAINS AND LOSSES BY TYPE.

TYPE, MODEL, AND SERIES	GAINS					Not Beyond Eco			
	Total	Pro-duction	From MAP, USA, and USN	From Other	Redes-ignation	Total	Redes-ignation	Obso-lete	Recla-mation
SECOND HALF FY 1963 (1. January 1963)									
<u>TOTAL</u>	<u>1,034</u>	<u>724</u>	<u>13</u>	<u>27</u>	<u>270</u>	<u>1,324</u>	<u>277</u>	<u>6</u>	<u>118</u>
<u>BOMBER - TOTAL</u>	<u>18</u>	<u>-</u>	<u>2</u>	<u>3</u>	<u>13</u>	<u>72</u>	<u>37</u>	<u>-</u>	<u>-</u>
A-1E	2	-	2	-	-	-	-	-	-
B-26B	8	-	-	3	5	1	-	-	-
B-47B	2	-	-	-	2	1	-	-	-
B-47E	1	-	-	-	1	26	21	-	-
B-47L	1	-	-	-	1	1	1	-	-
B-52C	-	-	-	-	-	1	-	-	-
NB-52D	-	-	-	-	-	1	1	-	-
B-52E	1	-	-	-	1	1	-	-	-
B-57B	-	-	-	-	-	3	2	-	-
NB-57B	-	-	-	-	-	6	6	-	-
B-57C	-	-	-	-	-	2	2	-	-
B-57E	1	-	-	-	1	3	3	-	-
B-58A	1	-	-	-	1	-	-	-	-
B-66B	-	-	-	-	-	1	1	-	-
NB-66B	1	-	-	-	1	-	-	-	-
S-2A	-	-	-	-	-	25	-	-	-
<u>TANKER - TOTAL</u>	<u>53</u>	<u>48</u>	<u>-</u>	<u>2</u>	<u>3</u>	<u>51</u>	<u>28</u>	<u>-</u>	<u>19</u>
KB-50J	-	-	-	-	-	2	-	-	2
KC-97F	5	-	-	2	3	20	1	-	17
KC-97G	-	-	-	-	-	28	27	-	-
KC-135A	48	48	-	-	-	1	-	-	-
<u>FIGHTER - TOTAL</u>	<u>224</u>	<u>197</u>	<u>6</u>	<u>2</u>	<u>19</u>	<u>319</u>	<u>19</u>	<u>4</u>	<u>14</u>
F-4B	23	21	2	-	-	-	-	-	-
F-4C	1	1	-	-	-	-	-	-	-
F-84B	-	-	-	-	-	1	-	-	-
F-84F	1	-	-	-	1	14	-	-	1
F-86D	-	-	-	-	-	7	-	-	-
F-86F	4	-	4	-	-	39	-	-	-
F-86H	19	18	-	1	-	24	-	-	-
F-86L	-	-	-	-	-	57	-	4	-
F-89D	-	-	-	-	-	1	-	-	-
F-89J	-	-	-	-	-	18	-	-	10
F-100A	-	-	-	-	-	3	1	-	-
F-100C	3	-	-	-	3	3	-	-	-
DF-100C	-	-	-	-	-	2	2	-	-
F-100D	3	1	-	-	2	24	2	-	-
F-100F	-	-	-	-	-	9	1	-	-
NF-101A	1	-	-	-	1	-	-	-	-
F-101B	-	-	-	-	-	18	1	-	-
NF-101B	1	-	-	-	1	1	-	-	-
F-102A	1	-	-	-	1	14	1	-	2
TF-102A	-	-	-	-	-	1	-	-	-
F-104A	2	-	-	-	2	4	3	-	-
F-104B	2	-	-	1	1	3	1	-	-

Downgraded at 3-Year Intervals:
Declassified After 12 Years
DOD Dir 5200.10

MODEL, AND SERIES, WORLD-WIDE, SEMIANNUALLY - FY 1963 (CONTINUED)

LOSSES										TYPE, MODEL, AND SERIES
Economic Repair				Beyond Economic Repair						
Transfer and Diversion				Accidents		Museum or School	Natural Phenomena	Tested To Destruction	Fair Wear and Tear	
MAP	USA	USN	Other	Flying	Ground					
through 30 June 1963) (Continued)										
<u>368</u>	<u>226</u>	<u>7</u>	<u>142</u>	<u>123</u>	<u>7</u>	<u>31</u>	<u>2</u>	<u>15</u>	<u>2</u>	<u>TOTAL</u>
<u>25</u>	-	-	<u>1</u>	<u>8</u>	<u>1</u>	-	-	-	-	<u>BOMBER - TOTAL</u>
-	-	-	-	<u>1</u>	-	-	-	-	-	A-1E
-	-	-	<u>1</u>	<u>4</u>	<u>1</u>	-	-	-	-	B-26B
-	-	-	-	<u>1</u>	-	-	-	-	-	B-47B
-	-	-	-	<u>1</u>	-	-	-	-	-	B-47E
-	-	-	-	<u>1</u>	-	-	-	-	-	B-47L
-	-	-	-	<u>1</u>	-	-	-	-	-	B-52C
-	-	-	-	<u>1</u>	-	-	-	-	-	NB-52D
-	-	-	-	<u>1</u>	-	-	-	-	-	B-52E
-	-	-	-	-	-	-	-	-	-	B-57B
-	-	-	-	-	-	-	-	-	-	NB-57B
-	-	-	-	-	-	-	-	-	-	B-57C
-	-	-	-	-	-	-	-	-	-	B-57E
-	-	-	-	-	-	-	-	-	-	B-58A
-	-	-	-	-	-	-	-	-	-	B-66B
<u>25</u>	-	-	-	-	-	-	-	-	-	NB-66B
-	-	-	-	-	-	-	-	-	-	S-2A
-	-	-	<u>2</u>	<u>1</u>	-	<u>1</u>	-	-	-	<u>TANKER - TOTAL</u>
-	-	-	<u>1</u>	-	-	<u>1</u>	-	-	-	KB-50J
-	-	-	<u>1</u>	<u>1</u>	-	-	-	-	-	KC-97F
-	-	-	-	<u>1</u>	-	-	-	-	-	KC-97G
-	-	-	-	-	-	-	-	-	-	KC-135A
<u>115</u>	<u>4</u>	-	<u>60</u>	<u>74</u>	<u>3</u>	<u>13</u>	-	<u>13</u>	-	<u>FIGHTER - TOTAL</u>
-	-	-	-	-	-	-	-	-	-	F-4B
-	-	-	-	-	-	-	-	-	-	F-4C
-	-	-	-	-	-	-	-	-	-	F-84B
<u>5</u>	-	-	-	<u>7</u>	<u>1</u>	-	-	-	-	F-84F
<u>3</u>	-	-	-	<u>1</u>	-	<u>3</u>	-	-	-	F-86D
<u>35</u>	-	-	<u>2</u>	-	-	<u>1</u>	-	<u>1</u>	-	F-86F
<u>3</u>	-	-	<u>19</u>	<u>1</u>	-	<u>1</u>	-	-	-	F-86H
<u>30</u>	-	-	<u>7</u>	-	-	<u>4</u>	-	<u>12</u>	-	F-86L
-	-	-	-	-	-	<u>1</u>	-	-	-	F-89D
-	<u>4</u>	-	<u>1</u>	-	-	<u>3</u>	-	-	-	F-89J
-	-	-	-	<u>2</u>	-	-	-	-	-	F-100A
-	-	-	-	<u>3</u>	-	-	-	-	-	F-100C
-	-	-	-	-	-	-	-	-	-	DF-100C
<u>2</u>	-	-	-	<u>20</u>	-	-	-	-	-	F-100D
-	-	-	-	<u>8</u>	-	-	-	-	-	F-100F
-	-	-	-	-	-	-	-	-	-	NF-101A
-	-	-	<u>16</u>	<u>1</u>	-	-	-	-	-	F-101B
-	-	-	<u>1</u>	-	-	-	-	-	-	NF-101B
-	-	-	-	<u>11</u>	-	-	-	-	-	F-102A
-	-	-	-	<u>1</u>	-	-	-	-	-	TF-102A
-	-	-	-	<u>1</u>	-	-	-	-	-	F-104A
-	-	-	-	<u>2</u>	-	-	-	-	-	F-104B

Downgraded at 3-Year Intervals:
Declassified After 12 Years
DOD Dir 5200.10

TABLE 45 — USAF AND COMPONENT AIRCRAFT GAINS AND LOSSES BY TYPE.

TYPE, MODEL, AND SERIES	GAINS					Not Beyond Eco			
	Total	Pro- duc- tion	From MAP, USA, and USN	From Other	Redes- igna- tion	Total	Redes- igna- tion	Obso- lete	Recla- ma- tion
SECOND HALF FY 1963 (1 January 1963)									
FIGHTER (Continued)									
F-104C	-	-	-	-	-	3	-	-	-
F-104D	1	-	-	-	1	1	1	-	-
F-104G	8	8	-	-	-	14	-	-	-
TF-104G	39	39	-	-	-	35	-	-	-
F-105B	-	-	-	-	-	4	-	-	-
F-105D	113	108	-	-	5	12	5	-	-
F-105F	1	1	-	-	-	-	-	-	-
F-106A	-	-	-	-	-	6	-	-	-
F-106B	1	-	-	-	1	1	1	-	-
RECONNAISSANCE - TOTAL	78	18	1	7	52	52	24	-	10
RB-26C	-	-	-	-	-	4	4	-	-
WB-47B	-	-	-	-	-	1	1	-	-
EB-47E	-	-	-	-	-	1	1	-	-
WB-47E	3	-	-	-	3	-	-	-	-
EB-47L	18	-	-	-	18	-	-	-	-
WB-50D	-	-	-	-	-	8	-	-	7
RB-57B	9	-	-	-	9	1	1	-	-
RB-57C	8	-	-	-	8	1	-	-	-
RB-57D	1	-	-	-	1	1	1	-	-
RB-57E	2	-	-	-	2	-	-	-	-
YRB-58A	-	-	-	-	-	1	1	-	-
RB-66A	-	-	-	-	-	1	-	-	1
RB-66B	-	-	-	-	-	1	-	-	-
RC-45H	-	-	-	-	-	1	-	-	-
EC-121D	-	-	-	-	-	1	1	-	-
RC-121D	1	-	1	-	-	8	8	-	-
EC-121H	11	1	-	-	10	1	1	-	-
EC-121K	7	-	-	7	-	7	-	-	-
RC-130A	-	-	-	-	-	1	1	-	-
RF-84F	-	-	-	-	-	3	1	-	-
RF-84K	-	-	-	-	-	1	-	-	-
RF-101A	-	-	-	-	-	2	-	-	-
RF-101C	-	-	-	-	-	4	-	-	2
RF-104C	18	17	-	-	1	1	1	-	-
WT-33A	-	-	-	-	-	2	2	-	-
SEARCH AND RESCUE - TOTAL	59	28	-	-	31	71	2	-	-
HC-47D	-	-	-	-	-	1	1	-	-
HC-130B	2	2	-	-	-	5	-	-	-
HH-19A	-	-	-	-	-	6	-	-	-
HH-19B	31	-	-	-	31	1	-	-	-
HH-21B	-	-	-	-	-	1	1	-	-
HH-43A	-	-	-	-	-	15	-	-	-
HH-43B	26	26	-	-	-	21	-	-	-
HU-16A	-	-	-	-	-	21	-	-	-

Downgraded at 3-Year Intervals:
Declassified After 12 Years
DOD Dir 5200.10

MODEL, AND SERIES, WORLD-WIDE, SEMIANNUALLY - FY 1963 (CONTINUED)

LOSSES										TYPE, MODEL, AND SERIES
Economic Repair				Beyond Economic Repair						
Transfer and Diversion				Accidents		Museum or School	Natural Phenomena	Tested To Destruction	Fair Wear and Tear	
MAP	USA	USN	Other	Flying	Ground					
through 30 June 1963) (Continued)										
-	-	-	-	3	-	-	-	-	-	<u>FIGHTER (Continued)</u>
14	-	-	-	-	-	-	-	-	-	F-104C
23	-	-	12	-	-	-	-	-	-	F-104D
-	-	-	-	4	-	-	-	-	-	F-104G
-	-	-	1	6	-	-	-	-	-	TF-104G
-	-	-	-	4	-	-	-	-	-	F-105B
-	-	-	-	4	2	-	-	-	-	F-105D
-	-	-	-	-	-	-	-	-	-	F-105F
-	-	-	-	-	-	-	-	-	-	F-706A
-	-	-	-	-	-	-	-	-	-	F-106B
3	-	-	7	6	-	1	-	1	-	<u>RECONNAISSANCE - TOTAL</u>
-	-	-	-	-	-	-	-	-	-	RB-26C
-	-	-	-	-	-	-	-	-	-	WB-47B
-	-	-	-	-	-	-	-	-	-	EB-47E
-	-	-	-	-	-	-	-	-	-	WB-47E
-	-	-	-	-	-	-	-	-	-	EB-47L
-	-	-	-	-	-	-	-	1	-	WB-50D
1	-	-	-	-	-	-	-	-	-	RB-57B
-	-	-	-	-	-	-	-	-	-	RB-57C
-	-	-	-	-	-	-	-	-	-	RB-57D
-	-	-	-	-	-	-	-	-	-	RB-57E
-	-	-	-	-	-	-	-	-	-	YRB-58A
-	-	-	-	1	-	-	-	-	-	RB-66A
-	-	-	-	-	-	-	-	-	-	RB-66B
-	-	-	-	-	-	1	-	-	-	RC-45H
-	-	-	-	-	-	-	-	-	-	EC-121D
-	-	-	-	-	-	-	-	-	-	RC-121D
-	-	-	-	-	-	-	-	-	-	EC-121H
-	-	-	7	-	-	-	-	-	-	EC-121K
-	-	-	-	2	-	-	-	-	-	RC-130A
1	-	-	-	1	-	-	-	-	-	RF-84F
1	-	-	-	2	-	-	-	-	-	RF-84K
-	-	-	-	-	-	-	-	-	-	RF-101A
-	-	-	-	-	-	-	-	-	-	RF-101C
-	-	-	-	-	-	-	-	-	-	RF-104G
-	-	-	-	-	-	-	-	-	-	WT-33A
48	1	-	15	3	-	1	-	1	-	<u>SEARCH AND RESCUE - TOTAL</u>
4	-	-	1	-	-	-	-	-	-	HC-47D
6	-	-	-	1	-	-	-	-	-	HC-130B
-	-	-	-	-	-	-	-	-	-	HH-19A
-	-	-	-	1	-	-	-	-	-	HH-19B
-	-	-	-	-	-	-	-	-	-	HH-21B
19	1	-	12	-	-	1	-	1	-	HH-43A
19	-	-	2	2	-	-	-	-	-	HH-43B
-	-	-	-	-	-	-	-	-	-	HH-16A

Downgraded at 3-Year Intervals:
Declassified After 12 Years
DOD Dir 5200.10

TABLE 45 - USAF AND COMPONENT AIRCRAFT GAINS AND LOSSES BY TYPE,

TYPE, MODEL, AND SERIES	GAINS					Total	Not Beyond Eco			
	Total	Pro-duction	From MAP, USA, and USN	From Other	Redes-ignation		Total	Redes-ignation	Obso-lete	Recla-mation
						SECOND HALF FY 1963 (1 January 1963)				
CARGO - TOTAL	188	56	1	9	122	202	77	1	10	
C-45G	-	-	-	-	-	2	1	-	-	
C-45H	-	-	-	-	-	7	-	-	-	
C-46A	-	-	-	-	-	5	5	-	-	
C-46D	6	-	-	1	5	1	-	-	1	
C-47	1	-	-	-	1	-	-	-	-	
C-47A	-	-	-	-	-	47	12	-	3	
VC-47A	12	-	-	-	12	2	-	-	-	
C-47B	-	-	-	-	-	1	-	-	-	
VC-47B	1	-	-	-	1	-	-	-	-	
C-47D	3	-	-	-	3	21	-	-	4	
VC-47D	-	-	-	-	-	6	4	-	-	
C-47E	-	-	-	-	-	1	-	-	-	
C-54	2	-	-	2	-	-	-	-	-	
C-54D	-	-	-	-	-	7	-	-	-	
EC-54D	-	-	-	-	-	4	-	-	-	
C-54G	5	-	1	-	4	3	2	-	-	
VC-54G	-	-	-	-	-	1	1	-	-	
C-97A	-	-	-	-	-	1	1	-	-	
C-97D	2	-	-	-	2	1	1	-	-	
VC-97D	-	-	-	-	-	1	1	-	-	
C-97F	-	-	-	-	-	2	2	-	-	
C-97G	26	1	-	-	25	-	-	-	-	
C-97K	2	-	-	-	2	-	-	-	-	
C-117A	-	-	-	-	-	1	-	-	-	
C-119C	4	-	-	-	4	4	-	1	-	
C-119G	-	-	-	-	-	23	4	-	-	
C-123B	1	-	-	-	1	1	1	-	-	
C-124A	-	-	-	-	-	23	23	-	-	
C-124C	23	-	-	-	23	-	-	-	-	
C-130A	6	-	-	-	6	7	7	-	-	
MC-130A	2	-	-	-	2	-	-	-	-	
C-130B	9	4	-	-	5	9	6	-	-	
NC-130B	1	-	-	-	1	-	-	-	-	
C-130E	45	40	-	5	-	-	-	-	-	
C-131B	3	-	-	-	3	3	3	-	-	
C-131E	-	-	-	-	-	1	-	-	-	
C-133B	-	-	-	-	-	1	-	-	-	
VC-137A	-	-	-	-	-	1	1	-	-	
VC-137B	1	-	-	-	1	-	-	-	-	
C-140A	2	-	-	-	2	3	-	-	1	
C-140B	4	4	-	-	-	2	2	-	-	
CH-1C	2	-	-	-	-	5	-	-	-	
CH-3B	3	2	-	1	-	-	-	-	-	
CH-21B	-	-	-	-	-	2	-	-	1	
CH-21C	-	-	-	-	-	1	-	-	-	
CH-47A	3	3	-	-	-	-	-	-	-	
VT-29A	3	-	-	-	3	-	-	-	-	
VT-29B	10	-	-	-	10	1	1	-	-	

Downgraded at 3-Year Intervals:
Declassified After 12 Years
DOD Dir 5200.10

MODEL, AND SERIES, WORLD-WIDE, SEMIANNUALLY - FY 1963 (CONTINUED)

LOSSES										TYPE, MODEL, AND SERIES
Economic Repair				Beyond Economic Repair						
Transfer and Diversion				Accidents		Museum or School	Natural Phenomena	Tested To Destruction	Fair Wear and Tear	
MAP	USA	USN	Other	Flying	Ground					
through 30 June 1963) (Continued)										
68	6	-	27	8	1	-	2	-	2	<u>CARGO - TOTAL</u>
-	-	-	1	-	-	-	-	-	-	C-45G
-	2	-	5	-	-	-	-	-	-	C-45H
-	-	-	-	-	-	-	-	-	-	C-46A
-	-	-	-	-	-	-	-	-	-	C-46D
-	-	-	-	-	-	-	-	-	-	C-47
22	-	-	8	1	-	-	1	-	-	C-47A
1	-	-	1	1	-	-	-	-	-	VC-47A
-	-	-	-	-	-	-	-	-	-	C-47B
11	-	-	4	-	1	-	1	-	-	VC-47B
-	1	-	1	-	-	-	-	-	-	C-47D
-	1	-	-	-	-	-	-	-	-	VC-47D
-	-	-	-	-	-	-	-	-	-	C-47E
3	-	-	2	-	-	-	-	-	2	C-54
-	-	-	4	-	-	-	-	-	-	C-54D
-	-	-	1	-	-	-	-	-	-	EC-54D
-	-	-	-	-	-	-	-	-	-	C-54G
-	-	-	-	-	-	-	-	-	-	VC-54G
-	-	-	-	1	-	-	-	-	-	C-97A
-	-	-	-	-	-	-	-	-	-	C-97D
-	-	-	-	-	-	-	-	-	-	VC-97D
-	-	-	-	-	-	-	-	-	-	C-97F
-	-	-	-	-	-	-	-	-	-	C-97G
-	-	-	-	1	-	-	-	-	-	C-97K
3	-	-	-	1	-	-	-	-	-	C-117A
18	-	-	-	1	-	-	-	-	-	C-119C
-	-	-	-	-	-	-	-	-	-	C-119G
-	-	-	-	-	-	-	-	-	-	C-123B
-	-	-	-	-	-	-	-	-	-	C-124A
-	-	-	-	-	-	-	-	-	-	C-124C
-	-	-	-	-	-	-	-	-	-	C-130A
3	-	-	-	-	-	-	-	-	-	MC-130A
-	-	-	-	-	-	-	-	-	-	C-130B
-	-	-	-	-	-	-	-	-	-	NC-130B
-	-	-	-	-	-	-	-	-	-	C-130E
-	-	-	-	-	-	-	-	-	-	C-131B
-	-	-	-	1	-	-	-	-	-	C-131E
-	-	-	-	1	-	-	-	-	-	C-133B
-	-	-	-	-	-	-	-	-	-	VC-137A
2	-	-	-	-	-	-	-	-	-	VC-137B
-	-	-	-	-	-	-	-	-	-	C-140A
5	-	-	-	-	-	-	-	-	-	C-140B
-	-	-	-	-	-	-	-	-	-	CH-1C
-	-	-	-	-	-	-	-	-	-	CH-3B
-	1	-	-	1	-	-	-	-	-	CH-21B
-	-	-	-	-	-	-	-	-	-	CH-21C
-	-	-	-	-	-	-	-	-	-	CH-47A
-	-	-	-	-	-	-	-	-	-	VT-29A
-	-	-	-	-	-	-	-	-	-	VT-29B

Downgraded at 3-Year Intervals:
Declassified After 12 Years
DOD Dir 5200.10

TABLE 45 - USAF AND COMPONENT AIRCRAFT GAINS AND LOSSES BY TYPE.

TYPE, MODEL, AND SERIES	GAINS					Total	Not Beyond Eco			
	Total	Pro- duc- tion	From MAP, USA, and USN	From Other	Redes- igna- tion		Total	Redes- igna- tion	Obso- lete	Recla- ma- tion
SECOND HALF FY 1963 (1 January 1963)										
CARGO (Continued)										
VT-29D	6	-	-	-	6	-	-	-	-	
CV-2A	-	-	-	-	-	1	-	-	-	
TRAINER - TOTAL	168	135		4	29	294	87	1	65	
TB-26B	-	-	-	-	-	1	1	-	-	
TB-47B	-	-	-	-	-	1	1	-	-	
TB-57C	-	-	-	-	-	6	6	-	-	
TB-57E	-	-	-	-	-	2	-	-	-	
TC-47D	-	-	-	-	-	1	-	-	-	
GC-119B	-	-	-	-	-	1	-	-	1	
GF-84F	-	-	-	-	-	1	-	-	1	
GF-86D	1	-	-	1	-	-	-	-	-	
GTF-86D	-	-	-	-	-	1	-	-	1	
GF-100A	1	-	-	-	1	-	-	-	-	
GF-100C	1	-	-	1	-	-	-	-	-	
GF-100D	-	-	-	-	-	1	1	-	-	
GF-104A	1	-	-	1	-	-	-	-	-	
GH-19A	-	-	-	-	-	1	1	-	-	
GHH-19A	1	-	-	-	1	-	-	-	-	
GHH-19B	-	-	-	-	-	28	28	-	-	
UH-19B	-	-	-	-	-	6	6	-	-	
GH-21	-	-	-	-	-	2	2	-	-	
GHH-21	2	-	-	-	2	-	-	-	-	
T-28A	1	-	-	1	-	14	9	-	-	
T-28B	-	-	-	-	-	1	-	-	-	
T-28D	9	-	-	-	9	-	-	-	-	
T-29A	-	-	-	-	-	3	3	-	-	
T-29B	1	-	-	-	1	16	11	-	-	
NT-29B	1	-	-	-	1	-	-	-	-	
ET-29C	-	-	-	-	-	5	-	-	-	
T-29D	-	-	-	-	-	6	6	-	-	
T-33A	9	6	-	-	3	153	4	1	61	
GT-33A	3	-	-	-	3	-	-	-	-	
T-34A	-	-	-	-	-	5	-	-	1	
T-37A	-	-	-	-	-	1	1	-	-	
T-37B	1	-	-	-	1	6	-	-	-	
T-37C	24	24	-	-	-	20	-	-	-	
YT-38	-	-	-	-	-	2	-	-	-	
T-38A	79	72	-	-	7	8	7	-	-	
T-39A	30	30	-	-	-	-	-	-	-	
T-39D	3	3	-	-	-	2	-	-	-	
HELICOPTER - TOTAL	14	13			1	26				
SH-3A	-	-	-	-	-	3	-	-	-	
OH-13G	-	-	-	-	-	1	-	-	-	
OH-13H	-	-	-	-	-	2	-	-	-	
CH-21B	1	-	-	-	1	-	-	-	-	
CH-34C	-	-	-	-	-	14	-	-	-	
CH-37A	-	-	-	-	-	1	-	-	-	
CH-47A	13	13	-	-	-	5	-	-	-	

DOWNGRADED AT 3 YEAR INTERVALS;
DECLASSIFIED AFTER 12 YEARS.
DOD DIR. 5200.10

MODEL, AND SERIES, WORLD-WIDE, SEMIANNUALLY - FY 1963 (CONTINUED)

LOSSES										TYPE, MODEL, AND SERIES
Economic Repair				Beyond Economic Repair						
Transfer and Diversion				Accidents		Museum or School	Natural Phenomena	Tested To Destruction	Fair Wear and Tear	
MAP	USA	USN	Other	Flying	Ground					
through 30 June 1963 (Continued)										
-	-	-	-	-	-	-	-	-	-	CARGO (Continued)
-	1	-	-	-	-	-	-	-	-	VT-29D
-	-	-	-	-	-	-	-	-	-	CV-2A
<u>71</u>	<u>2</u>	<u>6</u>	<u>25</u>	<u>21</u>	<u>1</u>	<u>15</u>	-	-	-	<u>TRAINER - TOTAL</u>
-	-	-	-	-	-	-	-	-	-	TB-26B
-	-	-	-	-	-	-	-	-	-	TB-47B
-	-	-	-	2	-	-	-	-	-	TB-57C
-	-	-	1	-	-	-	-	-	-	TB-57E
-	-	-	-	-	-	-	-	-	-	TC-47D
-	-	-	-	-	-	-	-	-	-	GC-119B
-	-	-	-	-	-	-	-	-	-	GF-84F
-	-	-	-	-	-	-	-	-	-	GF-86D
-	-	-	-	-	-	-	-	-	-	GFF-86D
-	-	-	-	-	-	-	-	-	-	GF-100A
-	-	-	-	-	-	-	-	-	-	GF-100C
-	-	-	-	-	-	-	-	-	-	GF-100D
-	-	-	-	-	-	-	-	-	-	GF-104A
-	-	-	-	-	-	-	-	-	-	GH-19A
-	-	-	-	-	-	-	-	-	-	GHH-19A
-	-	-	-	-	-	-	-	-	-	GHH-19B
-	-	-	-	-	-	-	-	-	-	UH-19B
-	-	-	-	-	-	-	-	-	-	GH-21
-	-	-	-	-	-	-	-	-	-	GHH-21
3	-	-	-	1	-	1	-	-	-	T-28A
1	-	-	-	-	-	-	-	-	-	T-28B
-	-	-	-	-	-	-	-	-	-	T-28D
-	-	-	-	-	-	-	-	-	-	T-29A
-	-	-	5	-	-	-	-	-	-	T-29B
-	-	-	-	-	-	-	-	-	-	NT-29B
1	-	-	-	4	-	-	-	-	-	ET-29C
-	-	-	-	-	-	-	-	-	-	T-29D
41	2	-	19	12	1	12	-	-	-	T-33A
-	-	-	-	-	-	-	-	-	-	GT-33A
1	-	-	-	3	-	-	-	-	-	T-34A
-	-	-	-	-	-	-	-	-	-	T-37A
4	-	-	-	2	-	-	-	-	-	T-37B
20	-	-	-	-	-	-	-	-	-	T-37C
-	-	-	-	-	-	-	2	-	-	YT-38
-	-	-	-	1	-	-	-	-	-	T-38A
-	-	-	-	-	-	-	-	-	-	T-39A
-	-	1	1	-	-	-	-	-	-	T-39D
<u>14</u>	<u>9</u>	-	<u>3</u>	-	-	-	-	-	-	<u>HELICOPTER - TOTAL</u>
-	1	-	3	-	-	-	-	-	-	SH-3A
-	2	-	-	-	-	-	-	-	-	OH-13G
-	-	-	-	-	-	-	-	-	-	OH-13H
14	-	-	-	-	-	-	-	-	-	OH-21B
-	1	-	-	-	-	-	-	-	-	OH-34C
-	5	-	-	-	-	-	-	-	-	CH-37A
-	-	-	-	-	-	-	-	-	-	CH-47A

Downgraded at 3-Year Intervals:
Declassified After 12 Years
DOD Dir 5200.10

TABLE 45 - USAF AND COMPONENT AIRCRAFT GAINS AND LOSSES BY TYPE.

TYPE, MODEL, AND SERIES	GAINS					Total	Not Beyond Eco		
	Total	Pro-duction	From MAP, USA, and USN	From Other	Redes-ignation		Redes-ignation	Obso-lete	Recla-mation
SECOND HALF BY 1963 (1 January 1963)									
<u>UTILITY - TOTAL</u>	<u>232</u>	<u>229</u>	<u>3</u>	-	-	<u>237</u>	<u>3</u>	-	-
UH-1A	-	-	-	-	-	4	-	-	-
UH-1B	151	151	-	-	-	163	-	-	-
YUH-1B	1	-	1	-	-	2	-	-	-
UH-1D	2	2	-	-	-	-	-	-	-
YUH-1D	3	3	-	-	-	1	-	-	-
UH-1E	3	3	-	-	-	1	-	-	-
UH-19B	-	-	-	-	-	3	3	-	-
UH-34D	7	7	-	-	-	-	-	-	-
XH-40	-	-	-	-	-	1	-	-	-
YAO-1	1	-	1	-	-	-	-	-	-
TO-1D	1	-	1	-	-	-	-	-	-
O-1E	37	37	-	-	-	34	-	-	-
CSS-185	11	11	-	-	-	7	-	-	-
U-1A	-	-	-	-	-	5	-	-	-
U-3A	-	-	-	-	-	1	-	-	-
U-6A	-	-	-	-	-	1	-	-	-
U-10A	-	-	-	-	-	2	-	-	-
U-10B	15	15	-	-	-	12	-	-	-

Source: Data Applications Division, Data Services Center, Comptroller of the Air Force.

Downgraded at 3-Year Intervals:
Declassified After 12 Years
DOD Dir 5200.10

MODEL, AND SERIES, WORLD-WIDE, SEMIANNUALLY - FY 1963 (CONTINUED)

LOSSES										TYPE, MODEL, AND SERIES
Economic Repair				Beyond Economic Repair						
Transfer and Diversion				Accidents		Museum or School	Natural Phenomena	Tested To Destruction	Fair Wear and Tear	
MAP	USA	USN	Other	Flying	Ground					
through 30 June 1963 (Continued)										
24	204	1	2	2	1	-	-	-	-	UTILITY - TOTAL
-	4	-	-	-	-	-	-	-	-	UH-1A
-	163	-	-	-	-	-	-	-	-	UH-1B
-	2	-	-	-	-	-	-	-	-	YUH-1B
-	-	-	-	-	-	-	-	-	-	UH-1D
-	1	-	-	-	-	-	-	-	-	YUH-1D
-	-	1	-	-	-	-	-	-	-	UH-1E
-	-	-	-	-	-	-	-	-	-	UH-19B
-	1	-	-	-	-	-	-	-	-	UH-34D
-	-	-	-	-	-	-	-	-	-	XH-40
-	-	-	-	-	-	-	-	-	-	YAC-1
-	1	-	-	-	-	-	-	-	-	TO-1D
5	28	-	1	-	-	-	-	-	-	O-1E
7	-	-	-	-	-	-	-	-	-	CSS-185
-	5	-	-	1	-	-	-	-	-	U-1A
-	-	-	-	-	-	-	-	-	-	U-6A
-	-	-	1	1	-	-	-	-	-	U-10A
12	-	-	-	-	-	-	-	-	-	U-10B

Downgraded at 3-Year Intervals:
Declassified After 12 Years
DOD DIR 5200.10

TABLE 46 - USAF DRONE AND MISSILE GAINS AND LOSSES BY TYPE.

TYPE, MODEL, AND SERIES	GAINS					Not Beyond Economic Repair					
	Total	Pro-duction	From MAP, USA, and USN	From Other	Redes-ignation	Total	Redes-ignation	Obso-lete	Recla-mation	Transfer and	
										MAP	USA
FIRST HALF FY 1963 (1 July)											
<u>MISSILE - TOTAL</u>	<u>400</u>	<u>345</u>	<u>1</u>	<u>44</u>	<u>10</u>	<u>162</u>	<u>10</u>	-	<u>19</u>	-	-
TM-61C	2	-	-	2	-	16	-	-	15	-	-
SM-65D	14	14	-	-	-	15	2	-	-	-	-
GSM-65D	2	-	-	-	2	-	-	-	-	-	-
USM-65D	2	-	-	-	2	2	2	-	-	-	-
SM-65E	1	1	-	-	-	3	-	-	1	-	-
GSM-65E	1	-	-	-	1	-	-	-	-	-	-
USM-65E	-	-	-	-	-	1	1	-	-	-	-
SM-65F	19	19	-	-	-	5	-	-	-	-	-
SM-68	9	8	-	1	-	1	-	-	-	-	-
XSM-68	-	-	-	-	-	1	-	-	-	-	-
GSM-68A	1	-	-	-	1	-	-	-	-	-	-
USM-68A	2	-	-	2	-	2	1	-	1	-	-
SM-68B	12	12	-	-	-	-	-	-	-	-	-
XSM-68B	13	13	-	-	-	2	-	-	-	-	-
GAM-72	-	-	-	-	-	4	-	-	-	-	-
GAM-72A	1	-	-	1	-	9	-	-	-	-	-
SM-75	20	17	1	2	-	33	-	-	-	-	-
GSM-75	2	-	-	-	2	-	-	-	-	-	-
USM-75	2	-	-	2	-	2	2	-	-	-	-
TM-76A	7	-	-	7	-	6	-	-	-	-	-
YTM-76A	1	-	-	1	-	1	-	-	-	-	-
YTM-76B	-	-	-	-	-	2	-	-	2	-	-
GAM-77	-	-	-	-	-	1	-	-	-	-	-
GGM-77	1	-	-	-	1	-	-	-	-	-	-
UGM-77	1	-	-	1	-	1	1	-	-	-	-
GXM-77	1	1	-	-	-	-	-	-	-	-	-
GAM-77A	145	145	-	-	-	3	-	-	-	-	-
SM-80	61	61	-	-	-	1	-	-	-	-	-
XSM-80	9	9	-	-	-	3	-	-	-	-	-
SRM-81	14	13	-	-	1	6	-	-	-	-	-
XRM-81	13	13	-	-	-	13	1	-	-	-	-
YIM-99A	-	-	-	-	-	1	-	-	-	-	-
IM-99B	44	19	-	25	-	28	-	-	-	-	-
<u>DRONE - TOTAL</u>	<u>145</u>	<u>132</u>	-	<u>1</u>	<u>12</u>	<u>106</u>	<u>5</u>	-	-	-	-
QB-47E	-	-	-	-	-	1	-	-	-	-	-
QF-80F	4	-	-	-	4	6	3	-	-	-	-
QF-104A	8	-	-	-	8	1	-	-	-	-	-
XQ-2C	133	132	-	1	-	91	2	-	-	-	-
XQ-4	-	-	-	-	-	5	-	-	-	-	-
XQ-4B	-	-	-	-	-	2	-	-	-	-	-
<u>GLIDER - TOTAL</u>	<u>3</u>	-	-	-	<u>3</u>	-	-	-	-	-	-
S-2A	3	-	-	-	3	-	-	-	-	-	-

Downgraded at 3-Year Intervals:
Declassified After 12 Years
DOD Dir 5200.10

MODEL, AND SERIES, WORLD-WIDE, SEMIANNUALLY - FY 1963

LOSSES												TYPE, MODEL, AND SERIES
Beyond Economic Repair												
Diversion		Accidents		Museum or School	Natural Phenomena	Tested to Destruction	Mission		Failure			
USN	Other	Flying	Ground				Incomplete	Complete	Operational	Retrieve	Recover Capabilities	
1962 through 31 December 1962)												
-	39	-	-	4	-	21	3	66	-	-	-	<u>MISSILE - TOTAL</u>
-	-	-	-	1	-	-	-	-	-	-	-	TM-61C
-	-	-	-	2	-	-	1	10	-	-	-	SM-65D
-	-	-	-	-	-	-	-	-	-	-	-	GSM-65D
-	-	-	-	1	-	-	-	1	-	-	-	USM-65D
-	-	-	-	-	-	-	-	-	-	-	-	SM-65E
-	-	-	-	-	-	-	-	-	-	-	-	GSM-65E
-	-	-	-	-	-	-	-	5	-	-	-	USM-65E
-	-	-	-	-	-	-	-	1	-	-	-	SM-65F
-	-	-	-	-	-	-	-	1	-	-	-	SM-68
-	-	-	-	-	-	-	-	1	-	-	-	XSM-68
-	-	-	-	-	-	-	-	-	-	-	-	GSM-68A
-	-	-	-	-	-	-	-	-	-	-	-	USM-68A
-	-	-	-	-	-	-	-	2	-	-	-	SM-68B
-	-	-	-	-	-	4	-	-	-	-	-	XSM-68B
-	-	-	-	-	-	9	-	-	-	-	-	GAM-72
-	8	-	-	-	-	-	-	25	-	-	-	GAM-72A
-	-	-	-	-	-	-	-	-	-	-	-	SM-75
-	-	-	-	-	-	-	-	-	-	-	-	GSM-75
-	6	-	-	-	-	-	-	-	-	-	-	USM-75
-	-	-	-	-	-	1	-	-	-	-	-	TM-76A
-	-	-	-	-	-	1	-	-	-	-	-	YTM-76A
-	-	-	-	-	-	1	-	-	-	-	-	YTM-76B
-	-	-	-	-	-	-	-	-	-	-	-	GAM-77
-	-	-	-	-	-	-	-	-	-	-	-	GGM-77
-	-	-	-	-	-	-	-	-	-	-	-	UGM-77
-	-	-	-	-	-	3	-	-	-	-	-	GXM-77
-	-	-	-	-	-	-	1	-	-	-	-	GAM-77A
-	-	-	-	-	-	-	1	2	-	-	-	SM-80
-	-	-	-	-	-	-	-	6	-	-	-	XSM-80
-	-	-	-	-	-	-	-	12	-	-	-	SRM-81
-	-	-	-	-	-	-	-	1	-	-	-	XRM-81
-	25	-	-	-	-	3	-	-	-	-	-	YIM-99A
-	-	-	-	-	-	-	-	-	-	-	-	IM-99B
<u>76</u>	-	-	-	<u>5</u>	-	<u>15</u>	<u>3</u>	-	-	-	<u>2</u>	<u>DRONE - TOTAL</u>
-	-	-	-	-	-	1	-	-	-	-	-	QB-47E
-	-	-	-	-	-	3	-	-	-	-	-	QF-80F
-	-	-	-	-	-	1	-	-	-	-	-	QF-104A
76	-	-	-	-	-	8	3	-	-	-	2	XQ-2C
-	-	-	-	5	-	-	-	-	-	-	-	XQ-4
-	-	-	-	-	-	2	-	-	-	-	-	XQ-4B
-	-	-	-	-	-	-	-	-	-	-	-	<u>GLIDER - TOTAL</u>
-	-	-	-	-	-	-	-	-	-	-	-	S-2A

Downgraded at 3-Year Intervals:
Declassified After 12 Years
DOD Dir 5200.10

TABLE 46 - USAF DRONE AND MISSILE GAINS AND LOSSES BY TYPE,

TYPE, MODEL, AND SERIES	GAINS					Not Beyond Economic Repair					
	Total	Pro-duction	From MAP, USA, and USN	From Other	Redes-ignation	Total	Redes-ignation	Obso-lete	Recla-mation	Transfer and	
										MAP	USA
(SECOND HALF FY 1963 (1 January											
<u>MISSILE - TOTAL</u>	<u>678</u>	<u>359</u>	<u>6</u>	<u>7</u>	<u>306</u>	<u>465</u>	<u>306</u>	<u>1</u>	<u>23</u>	<u>9</u>	<u>-</u>
TM-61C	-	-	-	-	-	26	-	1	22	-	-
SM-65D	20	20	-	-	-	18	-	-	-	-	-
SM-65E	6	6	-	-	-	2	-	-	-	-	-
SM-65F	9	9	-	-	-	7	-	-	-	-	-
SM-68	4	4	-	-	-	1	-	-	-	-	-
XSM-68	-	-	-	-	-	3	-	-	1	-	-
SM-68B	33	33	-	-	-	-	-	-	-	-	-
XSM-68B	9	9	-	-	-	14	-	-	-	-	-
GAM-72	-	-	-	-	-	4	-	-	-	-	-
GAM-72A	1	1	-	-	-	301	297	-	-	-	-
GAM-72B	297	-	-	-	297	-	-	-	-	-	-
SM-75	29	23	6	-	-	18	-	-	-	3	-
TM-76	-	-	-	-	-	6	6	-	-	-	-
TM-76A	6	-	-	6	-	10	2	-	-	-	-
YTM-76A	-	-	-	-	-	1	-	-	-	-	-
TM-76B	7	-	-	-	7	-	-	-	-	-	-
YTM-76B	1	-	-	-	1	-	-	-	-	-	-
GAM-77	-	-	-	-	-	4	-	-	-	-	-
GAM-77A	57	57	-	-	-	13	-	-	-	-	-
SM-78	-	-	-	-	-	7	-	-	-	6	-
SM-80	165	165	-	-	-	7	1	-	-	-	-
XSM-80	11	11	-	-	-	10	-	-	-	-	-
SM-80A	1	-	-	-	1	-	-	-	-	-	-
SRM-81	1	1	-	-	-	4	-	-	-	-	-
XRM-81	19	19	-	-	-	8	-	-	-	-	-
XRS-1	1	1	-	-	-	-	-	-	-	-	-
XRM-81	-	-	-	-	-	1	-	-	-	-	-
GIM-99A	1	-	-	1	-	-	-	-	-	-	-
<u>DRONE - TOTAL</u>	<u>145</u>	<u>132</u>	<u>-</u>	<u>9</u>	<u>4</u>	<u>175</u>	<u>3</u>	<u>-</u>	<u>-</u>	<u>-</u>	<u>-</u>
QF-80F	-	-	-	-	-	11	-	-	-	-	-
QF-104A	4	-	-	-	4	4	3	-	-	-	-
Q-2C	141	132	-	9	-	160	-	-	-	-	-
<u>GLIDER - TOTAL</u>	<u>-</u>	<u>-</u>	<u>-</u>	<u>-</u>	<u>-</u>	<u>23</u>	<u>-</u>	<u>-</u>	<u>-</u>	<u>23</u>	<u>-</u>
TS-1A	-	-	-	-	-	23	-	-	-	23	-

Source: Data Applications Division, Data Services Center, Comptroller of the Air Force

Downgraded at 3-Year Intervals:
Declassified After 12 Years
DOD Dir 5200.10

MODEL, AND SERIES, WORLD-WIDE, SEMIANNUALLY - FY 1963 (CONTINUED)

LOSSES												TYPE, MODEL, AND SERIES
Beyond Economic Repair												
Diversion		Accidents		Museum or School	Natural Phenomena	Tested to Destruction	Mission		Failure			
USN	Other	Flying	Ground				Incomplete	Complete	Operational	Retrieve	Recover Capabilities	
1963 through 30 June 1963)												
-	16	4	-	1	-	14	10	79	2	-	-	<u>MISSILE - TOTAL</u>
-	1	-	-	-	-	2	-	-	-	-	-	TM-61C
-	1	-	-	-	-	2	1	14	-	-	-	SM-65D
-	-	-	-	-	-	-	-	2	-	-	-	SM-65E
-	1	-	-	-	-	-	-	6	-	-	-	SM-65F
-	-	-	-	-	-	-	-	1	-	-	-	SM-68
-	-	-	-	-	-	-	1	1	-	-	-	XSM-68
-	-	-	-	-	-	-	-	-	-	-	-	SM-68B
-	-	-	-	-	-	-	5	9	-	-	-	XSM-68B
-	-	-	-	-	-	-	-	4	-	-	-	GAM-72
-	-	-	-	-	-	2	-	-	2	-	-	GAM-72A
-	-	-	-	-	-	-	-	-	-	-	-	GAM-72B
-	6	-	-	-	-	-	-	9	-	-	-	SM-75
-	-	-	-	-	-	-	-	-	-	-	-	TM-76
-	7	1	-	-	-	-	-	-	-	-	-	TM-76A
-	-	-	-	1	-	-	-	-	-	-	-	YTM-76A
-	-	-	-	-	-	-	-	-	-	-	-	TM-76B
-	-	-	-	-	-	-	-	-	-	-	-	YTM-76B
-	-	1	-	-	-	2	-	1	-	-	-	GAM-77
-	-	2	-	-	-	6	-	5	-	-	-	GAM-77A
-	-	-	-	-	-	-	-	1	-	-	-	SM-78
-	-	-	-	-	-	-	-	6	-	-	-	SM-80
-	-	-	-	-	-	-	3	7	-	-	-	XSM-80
-	-	-	-	-	-	-	-	-	-	-	-	SM-80A
-	-	-	-	-	-	-	-	4	-	-	-	SRM-81
-	-	-	-	-	-	-	-	8	-	-	-	XRM-81
-	-	-	-	-	-	-	-	-	-	-	-	XRS-1
-	-	-	-	-	-	-	-	1	-	-	-	XRM-81
-	-	-	-	-	-	-	-	-	-	-	-	GIM-99A
<u>121</u>	<u>1</u>	<u>1</u>	-	<u>1</u>	<u>1</u>	<u>29</u>	<u>10</u>	<u>3</u>	-	<u>2</u>	<u>3</u>	<u>DRONE - TOTAL</u>
-	-	-	-	-	-	10	1	-	-	-	-	QF-80F
-	-	-	-	-	-	1	-	-	-	-	-	QF-104A
121	1	1	-	1	1	18	9	3	-	2	3	Q-2C
-	-	-	-	-	-	-	-	-	-	-	-	<u>GLIDER - TOTAL</u>
-	-	-	-	-	-	-	-	-	-	-	-	TS-1A

MATERIEL (CONTINUED)**PROPULSION UNITS****INTRODUCTION**

Data on production and inventory of aircraft, missile, and drone engines are presented in this section. Engine production data are obtained under the provisions of AFR 70-11, dated 4 October 1957, while engine inventory data are obtained under the provisions of AFR 65-20, dated 26 June 1958.

DEFINITIONS

ACCEPTANCES - A propulsion unit that has been shop-assembled and fully inspected by authorized USAF or Navy plant representatives, and for which the title, responsibility, and accountability have been assumed by the contracting agency or recipient.

INSTALLED ENGINE - Serviceable or repairable propulsion units that are either physically mounted on aircraft, missile or drone or undergoing organizational maintenance for reinstallation in an aircraft, missile, or drone.

REPARABLE ENGINE - A propulsion unit operationally unsuitable for installation requiring depot overhaul, field maintenance, or Technical Order Compliance or modification (grounding TOC). Also, one used for Unsatisfactory Reported (U.R.) exhibit, calibration or test, or engineering evaluation.

SERVICEABLE ENGINE - A propulsion unit determined to be operationally suitable for installation, including units requiring or undergoing build-up, organizational maintenance, TOC or modification other than ground TOC, and those ready for use.

UNINSTALLED ENGINE (formerly designated as SPARE) - A propulsion unit available for distribution or installation, with or without controls or built-up accessories which convert it to a power pack.

TABLE 47 - USAF PROPULSION UNIT ACCEPTANCES BY TYPE AND RECIPIENT - FY 1963

(Excludes experimental, remanufactured, and mock-up engine production)

TYPE	TOTAL	USAF FOR US AIR FORCE	USAF FOR US ARMY	USAF FOR US NAVY
<u>TOTAL</u>	<u>4,929</u>	<u>3,011</u>	<u>623</u>	<u>1,295</u>
<u>JET - TOTAL</u>	<u>2,709</u>	<u>2,299</u>	-	<u>410</u>
RJ43	96	96	-	-
J52	133	133	-	-
J57	358	358	-	-
J60	217	217	-	-
J69	398	398	-	-
J75	195	195	-	-
J79	805	a/ b/ 395	-	410
J85	434	b/ 434	-	-
JT3D	2	2	-	-
TF33	71	71	-	-
<u>TURBO-PROP - TOTAL</u>	<u>2,022</u>	<u>712</u>	<u>623</u>	<u>687</u>
T50	54	-	-	54
T53	647	88	559	-
T55	64	-	64	-
T56	884	602	-	282
T58	372	21	-	351
T64	1	1	-	-
<u>RECIPROCATING - TOTAL</u>	<u>198</u>	-	-	<u>198</u>
Pr820	198	-	-	198

a/ Includes 256 J79's for Military Assistance Program.

b/ Includes 3 J85's for Military Assistance Program.

Source: Data Applications Division, Data Services Center, Comptroller of the Air Force.

TABLE 48 - USAF PROPULSION UNIT ACCEPTANCES OF MODELS IN PRODUCTION BY MANUFACTURER, BY MONTH - FY 1963

MANUFACTURER AND MODEL DESIGNATION	UTILIZATION	TOTAL ACCEPTED TO DATE	TOTAL ACCEPTED PRIOR TO 1 JUL 62	TOTAL	ACCEPTANCE FOR FY 1963											
					Jul (1962)	Aug	Sep	Oct	Nov	Dec	Jan (1963)	Feb	Mar	Apr	May	Jun
ALL SERVICES - TOTAL				4,929	384	357	455	481	411	392	412	397	412	398	422	413
USAF FOR US AIR FORCE																
TOTAL				2,752	245	187	248	292	225	210	238	210	237	215	231	214
Allison - Total				602	38	38	40	41	48	52	57	56	46	60	64	62
T56-A-7	SC/HC/C-130B/C/E	1,538	936	502	38	38	40	41	48	52	57	56	46	60	64	62
Continental A and E - Total				398	20	30	55	81	26	21	22	23	30	31	34	25
T69-T-25	T-37A/B/C	796	665	131	9	10	28	39	10	-	-	-	9	9	9	8
YJ/J69-T-29	XQ/Q-2C	815	548	267	11	20	27	42	16	21	22	23	21	22	25	17
General Electric - Total				592	37	39	38	43	48	48	57	46	69	51	52	64
J79-GE-5B	B-58A	284	277	7	3	3	1	(Complete)	-	-	-	-	-	-	-	-
J79-GE-8	F-4B	75	-	75	-	1	3	5	8	7	13	11	25	2	(Complete)	-
J79-GE-15	RF/F-4C	57	-	57	-	1	-	-	-	-	-	2	4	13	14	23
J85-GE-5/5A	T-38A	946	515	431	34	34	34	38	40	41	41	33	36	32	34	34
T58-GE-1	CH-3C; HX-2	4	-	4	-	-	-	-	-	-	-	-	-	-	2	2
T58-GE-8B	CH-3B/C; SH-3A	17	-	17	-	-	-	-	-	-	3	-	4	4	2	4
T64-GE-1	XC-142	1	-	1	-	-	-	-	-	-	-	-	-	-	-	1
Lycoming - Total				88	5	-	4	6	10	11	12	12	12	12	4	-
T53-L-1B	HH-43B	268	180	88	5	-	4	6	10	11	12	12	12	12	4	-
Marquardt Aircraft Co.-Total				96	25	25	25	21	(Complete)							
RJ43-MA-11	Y/IM-99B	654	558	96	25	25	25	21	(Complete)							
Pratt and Whitney - Total				976	120	55	86	100	93	78	90	73	80	61	77	63
J52-P-3	X/GAM-77/A	783	650	133	28	12	25	26	13	4	13	9	2	1	(Complete)	-
J57-P-59W	RC/KC/C-135A	2,220	1,862	358	35	20	35	35	33	28	32	24	32	24	32	28
J60-P-3/3A	T-39A/B	415	228	187	15	6	13	13	17	17	19	18	18	14	20	17
J60-P-5	VC/C-140A/B	96	66	30	-	4	4	3	1	6	4	2	2	1	3	(Cmpl)
J75-P-19W	F-105F/D	749	554	195	24	5	5	11	19	20	21	20	24	17	18	11
JT-3D-3W	VC-137C	6	4	2	-	2	(Complete)	(Complete)								
TF33-P-3	B-52H	936	934	2	2	(Complete)	(Complete)									
TF33-P-5	C-135B	197	147	50	16	6	4	10	10	3	1	(Complete)				
TF33-P-7	C-141A	20	1	19	-	-	-	2	-	-	-	-	2	4	4	7

Downgraded at 3-Year Intervals:
Declassified After 12 Years
DOD Dir 5200.10



		USAF FOR MILITARY ASSISTANCE PROGRAM (MAP)														
<u>TOTAL</u>				<u>259</u>	<u>12</u>	<u>16</u>	<u>30</u>	<u>26</u>	<u>28</u>	<u>29</u>	<u>14</u>	<u>16</u>	<u>22</u>	<u>19</u>	<u>13</u>	<u>34</u>
<u>General Electric - Total</u>				<u>259</u>	<u>12</u>	<u>16</u>	<u>30</u>	<u>26</u>	<u>28</u>	<u>29</u>	<u>14</u>	<u>16</u>	<u>22</u>	<u>19</u>	<u>13</u>	<u>34</u>
J79-GE-11A	TF/RF/F-104/G	416	160	256	12	16	30	26	28	29	14	16	22	19	13	34
J79-GE-13	F-5A/B	3	-	3	-	-	-	-	-	-	-	-	1	-	-	2
		USAF FOR US ARMY														
<u>TOTAL</u>				<u>623</u>	<u>23</u>	<u>51</u>	<u>49</u>	<u>54</u>	<u>46</u>	<u>52</u>	<u>55</u>	<u>56</u>	<u>56</u>	<u>57</u>	<u>60</u>	<u>64</u>
<u>Lycoming - Total</u>				<u>623</u>	<u>23</u>	<u>51</u>	<u>49</u>	<u>54</u>	<u>46</u>	<u>52</u>	<u>55</u>	<u>56</u>	<u>56</u>	<u>57</u>	<u>60</u>	<u>64</u>
YT/T53-L-3	OV-1F	431	375	56	13	13	13	17	46	52	55	56	56	57	60	64
T53-L-7	OV-1A	79	-	79	-	-	-	-	-	4	6	11	13	15	15	15
T53-L-9	UH-1B/D	499	75	424	2	31	30	32	41	42	44	40	39	37	40	46
YT/T55-L-5	CH-47A, T-28	139	75	64	8	7	6	5	5	6	5	5	4	5	5	3
		USAF FOR US NAVY														
<u>TOTAL</u>				<u>1,295</u>	<u>104</u>	<u>103</u>	<u>128</u>	<u>109</u>	<u>112</u>	<u>101</u>	<u>105</u>	<u>110</u>	<u>97</u>	<u>107</u>	<u>118</u>	<u>101</u>
<u>Allison - Total</u>				<u>282</u>	<u>31</u>	<u>27</u>	<u>30</u>	<u>24</u>	<u>25</u>	<u>18</u>	<u>20</u>	<u>25</u>	<u>24</u>	<u>19</u>	<u>19</u>	<u>20</u>
T56-A-7	C-130B	396	314	82	13	10	12	12	12	6	6	6	5	(Complete)	3	2
T56-A-8	E-2A	66	35	31	2	3	4	2	3	2	2	3	2	3	3	2
T56-A-10W	P-3A	333	164	169	16	14	14	10	10	10	12	16	17	16	16	18
<u>Boeing - Total</u>				<u>54</u>	<u>7</u>	<u>8</u>	<u>8</u>	<u>3</u>	<u>3</u>	<u>3</u>	<u>3</u>	<u>3</u>	<u>3</u>	<u>6</u>	<u>3</u>	<u>4</u>
T50-BO-4/B	QH-50C	132	78	54	7	8	8	3	3	3	3	3	3	6	3	4
<u>General Electric - Total</u>				<u>761</u>	<u>53</u>	<u>55</u>	<u>71</u>	<u>63</u>	<u>61</u>	<u>60</u>	<u>69</u>	<u>59</u>	<u>63</u>	<u>68</u>	<u>70</u>	<u>59</u>
T79-GE-8/8A	F-4B, A-5A/B/C	1,099	689	410	34	26	33	28	24	25	41	41	35	38	44	35
T58-GE-8/B/C	SH-3A, UH-2A, CH-46A	830	510	320	18	28	32	32	32	32	25	25	25	27	23	21
T58-GE-8B(Coast Guard)	HH-52A; HU-2S/1G	31	-	31	1	1	1	3	5	2	3	3	3	3	3	3
<u>Wright-Aero - Total</u>				<u>198</u>	<u>13</u>	<u>13</u>	<u>19</u>	<u>19</u>	<u>23</u>	<u>20</u>	<u>13</u>	<u>13</u>	<u>7</u>	<u>14</u>	<u>26</u>	<u>18</u>
R1820-82A/WA	S-2A, E-1B	710	541	169	13	13	13	13	13	13	13	13	7	14	26	18
R1820-84/A/C/D	SH-34G, UH-34D	283	254	29	-	-	6	6	10	7	-	-	-	-	-	-

Downgraded at 3-Year Intervals:
Declassified After 12 Years
DOD Dir 5200.10



TABLE 48 - USAF PROPULSION UNIT ACCEPTANCES OF MODELS IN PRODUCTION BY MANUFACTURER, BY MONTH - FY 1963 (CONTINUED)

MANUFACTURER AND MODEL DESIGNATION	UTILIZATION	TOTAL ACCEPTED TO DATE	TOTAL ACCEPTED PRIOR TO 1 JUL 62	TOTAL	ACCEPTANCE FOR FY 1963											
					Jul (1962)	Aug	Sep	Oct	Nov	Dec	Jan (1963)	Feb	Mar	Apr	May	Jun
SOLID PROPELLANT ROCKET ENGINES (NOT INCLUDED IN ABOVE TOTALS)																
<u>TOTAL</u>				<u>6,052</u>	<u>670</u>	<u>721</u>	<u>637</u>	<u>478</u>	<u>606</u>	<u>606</u>	<u>548</u>	<u>453</u>	<u>407</u>	<u>289</u>	<u>263</u>	<u>374</u>
<u>Thiokol</u>																
<u>ML6-E-3</u>	TM-76B	37	21	16	4	4	4	4	(Complete)							
<u>M46</u>	GAR-3A/4A	1,039	68	971	168	192	160	159	160	112	-	-	-	20	(Complete)	
<u>Army Ordnance</u>																
<u>M58-A-2</u>	GAR-1/2	30,416	26,099	4,317	385	472	358	218	389	421	508	413	367	229	223	334
<u>Redstone Arsenal</u>																
<u>XM-60</u>	GAR-11/A	2,642	1,894	748	113	53	115	97	57	73	40	40	40	40	40	40

Source: Data Applications Division, Data Services Center, Comptroller of the Air Force.

Downgraded at 3-Year Intervals:
Declassified After 12 Years
DOD Dir 5200.10

TABLE 49 - USAF PROPULSION UNITS BY ACCOUNT, BY MAJOR TYPE, BY STATUS, WORLD-WIDE, SEMIANNUALLY - FY 1963

ACCOUNT AND MAJOR TYPE	31 DECEMBER 1962					30 JUNE 1963				
	Total	In- stalled Total	Uninstalled			Total	In- stalled Total	Uninstalled		
			Total	Service- able	Repar- able			Total	Service- able	Repar- able
<u>TOTAL</u>	<u>70,050</u>	<u>45,943</u>	<u>24,107</u>	<u>12,374</u>	<u>11,733</u>	<u>68,567</u>	<u>45,873</u>	<u>22,694</u>	<u>10,405</u>	<u>12,289</u>
JET - TOTAL	40,665	28,039	12,626	6,194	6,432	40,187	28,177	12,010	5,170	6,840
RAM JET - TOTAL	997	903	94	84	10	983	912	71	42	29
TURBO-PROP - TOTAL	3,145	1,808	1,337	776	561	3,460	1,992	1,468	884	584
LIQUID ROCKET - TOTAL	1,774	1,029	745	501	244	1,910	1,143	767	508	259
RECIPROCATING - TOTAL	23,469	14,164	9,305	4,819	4,486	22,027	13,649	8,378	3,801	4,577
<u>US AIR FORCE - TOTAL</u>	<u>60,785</u>	<u>40,465</u>	<u>20,320</u>	<u>9,785</u>	<u>10,535</u>	<u>58,850</u>	<u>40,515</u>	<u>18,335</u>	<u>8,005</u>	<u>10,330</u>
Jet	36,733	25,955	10,778	4,993	5,785	35,689	25,913	9,776	4,127	5,649
Ram Jet	985	902	83	78	5	972	911	61	37	24
Turbo-Prop	2,822	1,758	1,064	519	545	3,032	1,954	1,078	536	542
Liquid Rocket	1,160	749	411	206	205	1,324	932	392	173	219
Reciprocating	19,085	11,101	7,984	3,989	3,995	17,833	10,805	7,028	3,132	3,896
<u>BAILMENT - TOTAL</u>	<u>804</u>	<u>365</u>	<u>439</u>	<u>94</u>	<u>345</u>	<u>753</u>	<u>324</u>	<u>429</u>	<u>91</u>	<u>338</u>
Jet	269	132	137	63	74	245	107	138	64	74
Ram Jet	5	-	5	5	-	5	-	5	5	-
Turbo-Prop	15	9	6	3	3	22	12	10	7	3
Reciprocating	515	224	291	23	268	481	205	276	15	261
<u>US ARMY - TOTAL</u>	<u>4</u>	<u>4</u>	<u>-</u>	<u>-</u>	<u>-</u>	<u>1</u>	<u>-</u>	<u>1</u>	<u>-</u>	<u>1</u>
Reciprocating	4	4	-	-	-	1	-	1	-	1
<u>GOVERNMENT FURNISHED PROPERTY -</u>										
<u>TOTAL</u>	<u>1,097</u>	<u>631</u>	<u>466</u>	<u>378</u>	<u>88</u>	<u>1,005</u>	<u>713</u>	<u>292</u>	<u>214</u>	<u>78</u>
Jet	521	305	216	190	26	739	554	185	135	50
Turbo-Prop	13	-	13	12	1	26	16	10	7	3
Liquid Rocket	5	-	5	5	-	-	-	-	-	-
Reciprocating	558	326	232	171	61	240	143	97	72	25
<u>MILITARY ASSISTANCE PROGRAM</u>										
<u>(MAP) - TOTAL</u>	<u>22</u>	<u>-</u>	<u>22</u>	<u>21</u>	<u>1</u>	<u>8</u>	<u>8</u>	<u>-</u>	<u>-</u>	<u>-</u>
Jet	16	-	16	15	1	8	8	-	-	-
Reciprocating	6	-	6	6	-	-	-	-	-	-
<u>GOVERNMENT FURNISHED AIRCRAFT</u>										
<u>EQUIPMENT - TOTAL</u>	<u>1,480</u>	<u>331</u>	<u>1,149</u>	<u>1,120</u>	<u>29</u>	<u>1,536</u>	<u>278</u>	<u>1,258</u>	<u>1,226</u>	<u>32</u>
Jet	665	69	596	586	10	643	67	576	557	19
Ram Jet	2	-	2	1	1	1	-	1	-	1
Turbo-Prop	258	10	248	242	6	344	5	339	334	5
Liquid Rocket	533	233	300	290	10	527	186	341	335	6
Reciprocating	22	19	3	1	2	21	20	1	-	1
<u>EXCESS - TOTAL</u>	<u>408</u>	<u>55</u>	<u>353</u>	<u>34</u>	<u>319</u>	<u>965</u>	<u>40</u>	<u>925</u>	<u>35</u>	<u>890</u>
Jet	290	8	282	33	249	758	4	754	35	719
Turbo-Prop	1	-	1	-	1	-	-	-	-	-
Liquid Rocket	5	2	3	-	3	-	-	-	-	-
Reciprocating	112	45	67	1	66	207	36	171	-	171
<u>AIR NATIONAL GUARD BUREAU - TOTAL</u>	<u>3,005</u>	<u>2,193</u>	<u>812</u>	<u>618</u>	<u>194</u>	<u>3,122</u>	<u>2,342</u>	<u>780</u>	<u>567</u>	<u>213</u>
Jet	1,799	1,337	462	303	159	1,731	1,323	408	238	170
Reciprocating	1,206	856	350	315	35	1,391	1,019	372	329	43

DOWNGRADED AT 3 YEAR INTERVALS;
DECLASSIFIED AFTER 12 YEARS.
DOD DIR. 5200.10

TABLE 49 - USAF PROPULSION UNITS BY ACCOUNT, BY MAJOR TYPE, BY STATUS, WORLD-WIDE,
SEMIANNUALLY - FY 1963 (CONTINUED)

ACCOUNT AND MAJOR TYPE	31 DECEMBER 1962					30 JUNE 1963				
	Total	In- stalled Total	Uninstalled			Total	In- stalled Total	Uninstalled		
			Total	Ser- vice- able	Repar- able			Total	Ser- vice- able	Repar- able
<u>PROPULSION UNITS - (Continued)</u>										
<u>AIR FORCE RESERVE - TOTAL</u>	1,782	1,435	347	312	35	1,690	1,353	337	252	85
Jet	-	-	-	-	-	2	2	-	-	-
Turbo-Prop.	2	2	-	-	-	-	-	-	-	-
Reciprocating	1,780	1,433	347	312	35	1,688	1,351	337	252	85
<u>GROUND TRAINING - TOTAL</u>	660	464	196	12	184	631	299	332	14	318
Jet	372	233	139	11	128	371	198	173	14	159
Ram Jet	5	1	4	-	4	5	1	4	-	4
Turbo-Prop.	34	29	5	-	5	36	5	31	-	31
Liquid Rocket	71	45	26	-	26	59	25	34	-	34
Reciprocating	178	156	22	1	21	160	70	90	-	90
<u>US NAVY - TOTAL</u>	3	-	3	-	3	3	1	2	1	1
Jet	-	-	-	-	-	1	1	-	-	-
Reciprocating	3	-	3	-	3	2	-	2	1	1
<u>AIR FORCE AUXILIARY UNITS - TOTAL</u>	-	-	-	-	-	3	-	3	-	3
Reciprocating	-	-	-	-	-	3	-	3	-	3

Source: Data Applications Division, Data Services Center, Comptroller of the Air Force

TABLE 50 - USAF PROPULSION UNITS BY MAJOR TYPE, BY MODEL, BY STATUS, WORLD-WIDE,
SEMIANNUALLY - FY 1963

MAJOR TYPE AND MODEL	31 DECEMBER 1962					30 JUNE 1963				
	Total	In- stalled Total	Uninstalled			Total	In- stalled Total	Uninstalled		
			Total	Ser- vice- able	Repar- able			Total	Ser- vice- able	Repar- able
<u>TOTAL</u>	70,050	45,943	24,107	12,374	11,733	68,567	45,873	22,694	10,405	12,289
<u>JET - TOTAL</u>	40,665	28,039	12,626	6,194	6,432	40,187	28,177	12,010	5,170	6,840
JT3	41	16	25	19	6	52	16	36	16	20
J33	4,131	2,483	1,648	738	910	4,014	2,393	1,621	675	946
J35	753	533	220	82	138	718	507	211	97	114
J44	39	20	19	10	9	31	20	11	8	3
J47	11,249	7,907	3,342	1,215	2,127	10,582	7,811	2,771	847	1,924
J52	704	549	155	95	60	698	603	95	45	50
J57	14,139	10,318	3,821	2,355	1,466	14,072	10,442	3,630	1,750	1,880
J60	401	222	179	98	81	528	295	233	117	116
J65	1,824	910	914	333	581	1,767	877	890	287	603
J69	1,920	1,431	489	335	154	1,911	1,434	477	290	187
J71	573	394	179	67	112	561	355	206	68	138

Downgraded at 3-Year Intervals:
Declassified After 12 Years
DOD DIR 5200.10

TABLE 50 - USAF PROPULSION UNITS BY MAJOR TYPE, BY MODEL, BY STATUS, WORLD-WIDE, SEMIANNUALLY - FY 1963 (CONTINUED)

MAJOR TYPE AND MODEL	31 DECEMBER 1962					30 JUNE 1963				
	Total	In-stalled Total	Uninstalled			Total	In-stalled Total	Uninstalled		
			Total	Service-able	Repair-able			Total	Service-able	Repair-able
PROPULSION UNITS - (Continued)										
JET - (Continued)										
J73	284	134	150	30	120	266	134	132	37	95
J75	1,192	716	476	313	163	1,288	739	549	342	207
J79	932	548	384	214	170	1,025	615	410	234	176
J85	1,324	949	375	163	212	1,501	999	502	218	284
J93	13	-	13	12	1	17	-	17	13	4
TF33	1,146	909	237	115	122	1,156	937	219	126	93
RAM JET - TOTAL	997	903	94	84	10	983	912	71	42	29
RJ43	997	903	94	84	10	983	912	71	42	29
TURBO-PROP - TOTAL	3,145	1,808	1,337	776	561	3,460	1,992	1,468	884	584
T34	426	195	231	83	148	415	191	224	118	106
T53	204	107	97	57	40	230	138	92	61	31
T54	3	-	3	-	3	3	-	3	-	3
T55	-	-	-	-	-	2	-	-	-	-
T56	2,500	1,494	1,006	636	370	2,777	1,649	1,128	685	443
T58	12	12	-	-	-	33	12	21	20	1
LIQUID ROCKET - TOTAL	1,774	1,029	745	501	244	1,910	1,143	767	508	259
B3	-	-	-	-	-	1	-	1	-	1
LR3	20	-	20	-	20	15	-	15	2	13
LR79	62	22	40	26	14	89	49	40	21	19
LR87	136	87	49	34	15	164	115	49	34	15
LR89	457	292	165	124	41	459	286	173	114	59
LR91	126	89	37	22	15	162	113	49	29	20
LR101	701	368	333	227	106	744	416	328	234	94
LR105	265	168	97	68	29	269	164	105	74	31
S4	1	-	1	-	1	1	-	1	-	1
V1	6	3	3	-	3	6	-	6	-	6
RECIPROCATING - TOTAL	23,469	14,164	9,305	4,819	4,486	22,027	13,649	8,378	3,801	4,577
O290	16	10	6	-	6	15	9	6	-	6
O435	1	1	-	-	-	1	1	-	-	-
O470	555	265	290	13	277	537	254	283	10	273
O480	1	1	-	-	-	1	1	-	-	-
R755	3	1	2	-	2	3	1	2	-	2
R985	384	172	212	142	70	341	160	181	79	102
R1300	761	474	287	93	194	749	427	322	63	259
R1340	68	19	49	40	9	45	4	41	39	2
R1820	703	412	291	185	106	706	401	305	177	128
R1830	3,333	1,839	1,494	572	922	2,942	1,736	1,206	440	766
R2000	1,859	1,217	642	279	363	1,726	1,197	529	166	363
R2600	4	4	-	-	-	4	4	-	-	-
R2800	3,146	2,293	853	456	397	3,127	2,233	894	463	431
R3350	2,655	1,531	1,124	505	619	2,302	1,520	782	398	384
R4360	9,906	5,877	4,029	2,517	1,512	9,436	5,639	3,797	1,950	1,847
G0480	54	37	17	10	7	72	51	21	10	11
G80480	6	3	3	3	-	6	3	3	3	-
V0435	4	2	2	1	1	4	2	2	2	-
V1650	2	2	-	-	-	2	2	-	-	-
972TC18	8	4	4	3	1	8	4	4	1	3

Source: Data Applications Division, Data Services Center, Comptroller of the Air Force

Downgraded at 3-Year Intervals:
Declassified After 12 Years
DOD Dir 5200.10

TABLE 51 - USAF PROPULSION UNITS BY ACCOUNT, BY TYPE, BY STATUS, WORLD-WIDE, SEMIANNUALLY - FY 1963

ACCOUNT AND TYPE	31 DECEMBER 1962					30 JUNE 1963				
	Total	In- stalled Total	Uninstalled			Total	In- stalled Total	Uninstalled		
			Total	Ser- vice- able	Repar- able			Total	Ser- vice- able	Repar- able
<u>PROPULSION UNITS - TOTAL</u>	<u>70,050</u>	<u>45,943</u>	<u>24,107</u>	<u>12,374</u>	<u>11,733</u>	<u>68,567</u>	<u>45,873</u>	<u>22,694</u>	<u>10,405</u>	<u>12,289</u>
<u>US AIR FORCE - TOTAL</u>	<u>60,785</u>	<u>40,465</u>	<u>20,320</u>	<u>9,785</u>	<u>10,535</u>	<u>58,850</u>	<u>40,515</u>	<u>18,335</u>	<u>8,005</u>	<u>10,330</u>
<u>Jet - Total</u>	<u>36,733</u>	<u>25,955</u>	<u>10,778</u>	<u>4,993</u>	<u>5,785</u>	<u>35,689</u>	<u>25,913</u>	<u>9,776</u>	<u>4,127</u>	<u>5,649</u>
JT3	41	16	25	19	6	52	16	36	16	20
J33	3,768	2,289	1,479	636	843	3,643	2,186	1,457	581	876
J35	300	150	150	32	118	244	98	146	65	81
J44	39	20	19	10	9	25	19	6	6	-
J47	10,690	7,669	3,021	1,124	1,897	9,336	7,400	1,936	778	1,158
J52	623	547	76	32	44	686	599	87	45	42
J57	13,144	9,828	3,316	2,005	1,311	13,026	9,872	3,154	1,418	1,736
J60	333	217	116	37	79	469	285	184	74	110
J65	1,404	615	789	257	532	1,406	601	805	233	572
J69	1,771	1,412	359	210	149	1,779	1,409	370	188	182
J71	566	391	175	65	110	555	353	202	67	135
J73	98	3	95	5	90	66	3	63	8	55
J75	1,064	691	373	212	161	1,168	721	447	241	206
J79	688	420	268	140	128	808	514	294	164	130
J85	1,193	888	305	111	194	1,364	976	388	130	258
J93	7	-	7	6	1	8	-	8	7	1
TF33	1,004	799	205	92	113	1,054	861	193	106	87
<u>Ram Jet - Total</u>	<u>985</u>	<u>902</u>	<u>83</u>	<u>78</u>	<u>5</u>	<u>972</u>	<u>911</u>	<u>61</u>	<u>37</u>	<u>24</u>
RJ43	985	902	83	78	5	972	911	61	37	24
<u>Turbo-Prop - Total</u>	<u>2,822</u>	<u>1,758</u>	<u>1,064</u>	<u>519</u>	<u>545</u>	<u>3,032</u>	<u>1,954</u>	<u>1,078</u>	<u>536</u>	<u>542</u>
T34	424	193	231	83	148	413	191	222	118	104
T53	147	89	58	24	34	194	134	60	38	22
T55	-	-	-	-	-	2	2	-	-	-
T56	2,239	1,464	775	412	363	2,406	1,615	791	376	415
T58	12	12	-	-	-	17	12	5	4	1
<u>Liquid Rocket - Total</u>	<u>1,160</u>	<u>749</u>	<u>411</u>	<u>206</u>	<u>205</u>	<u>1,324</u>	<u>932</u>	<u>392</u>	<u>173</u>	<u>219</u>
B3	-	-	-	-	-	1	-	1	-	1
LR3	17	-	17	-	17	15	-	15	2	13
LR79	23	1	22	8	14	50	23	27	9	18
LR87	98	80	18	5	13	127	110	17	5	12
LR89	318	216	102	71	31	337	243	94	41	53
LR91	97	82	15	3	12	129	108	21	4	17
LR101	427	245	182	92	90	479	312	167	90	77
LR105	176	125	51	27	24	182	136	46	22	24
S4	1	-	1	-	1	1	-	1	-	1
V1	3	-	3	-	3	3	-	3	-	3
<u>Reciprocating - Total</u>	<u>19,085</u>	<u>11,101</u>	<u>7,984</u>	<u>3,989</u>	<u>3,995</u>	<u>17,833</u>	<u>10,805</u>	<u>7,028</u>	<u>3,132</u>	<u>3,896</u>
O290	1	1	-	-	-	1	1	-	-	-
O470	112	86	26	-	26	106	78	28	2	26
O480	1	1	-	-	-	1	1	-	-	-
R985	277	108	169	125	44	260	128	132	78	54
R1300	710	460	250	92	158	625	416	209	63	146
R1340	57	16	41	40	1	40	-	40	39	1
R1820	496	265	231	139	92	521	271	250	137	113
R1830	3,063	1,646	1,417	502	915	2,663	1,523	1,140	389	751

Downgraded at 3-Year Intervals:
Declassified After 12 Years
DOD Dir 5200.10

TABLE 51 - USAF PROPULSION UNITS BY ACCOUNT, BY TYPE, BY STATUS, WORLD-WIDE,
SEMIANNUALLY - FY 1963 (CONTINUED)

ACCOUNT AND TYPE	31 DECEMBER 1962					30 JUNE 1963				
	Total	In- stalled Total	Uninstalled			Total	In- stalled Total	Uninstalled		
			Total	Ser- vice- able	Repar- able			Total	Ser- vice- able	Repar- able
US AIR FORCE (Continued)										
Reciprocating (Continued)										
R2000	1,728	1,131	597	254	343	1,666	1,169	497	165	332
R2800	2,925	2,108	817	425	392	2,938	2,095	843	439	404
R3350	1,510	640	870	304	566	1,290	713	577	255	322
R4360	8,133	4,593	3,540	2,091	1,449	7,633	4,350	3,283	1,549	1,734
G0480	54	37	17	10	7	71	51	20	10	10
GS0480	6	3	3	3	-	6	3	3	3	-
V0435	4	2	2	1	1	4	2	2	2	-
972TC18	8	4	4	3	1	8	4	4	1	3
BAILMENT - TOTAL	804	365	439	94	345	753	324	429	91	338
Jet - Total	269	132	137	63	74	245	107	138	64	74
J33	37	3	34	7	27	39	7	32	7	25
J35	2	-	2	-	2	1	-	1	-	1
J47	75	19	56	35	21	74	22	52	32	20
J52	8	1	7	-	7	2	2	-	-	-
J57	41	39	2	2	-	31	30	1	-	1
J65	10	6	4	4	-	9	6	3	3	2
J69	7	6	1	1	1	6	4	2	-	2
J71	1	-	1	1	-	-	-	-	-	-
J73	3	2	1	-	1	3	1	2	-	2
J75	9	9	-	-	-	2	2	-	-	-
J79	23	3	20	11	9	38	8	30	14	16
J85	13	5	8	3	5	9	1	8	4	4
J93	-	-	-	-	-	3	-	3	-	3
TF33	40	39	1	-	1	28	24	4	4	-
Ram Jet - Total	5	-	5	5	-	5	-	5	5	-
RJ43	5	-	5	5	-	5	-	5	5	-
Turbo-Prop - Total	15	9	6	3	3	22	12	10	7	3
T53	4	2	2	2	-	5	3	2	2	-
T54	3	-	3	-	3	3	-	3	-	3
T56	8	7	1	1	-	14	9	5	5	-
Reciprocating - Total	515	224	291	23	268	481	205	276	15	261
O290	14	8	6	-	6	13	7	6	-	6
O435	1	1	-	-	-	1	-	-	-	-
O470	441	178	263	13	250	430	175	255	8	247
R755	3	1	2	-	2	3	1	2	-	2
R985	14	8	6	-	6	4	2	2	-	2
R1300	1	-	1	-	1	1	-	1	-	1
R1340	-	-	-	-	-	1	1	-	-	-
R1820	1	-	1	-	1	1	-	1	-	1
R1830	3	2	1	-	1	2	2	-	-	-
R2000	6	5	1	1	-	4	4	-	-	-
R2800	12	8	4	4	-	9	5	4	4	-
R4360	19	13	6	5	1	11	7	4	3	1
G0480	-	-	-	-	-	1	-	1	-	1
US ARMY - TOTAL	4	4	-	-	-	1	-	1	-	1
Reciprocating - Total	4	4	-	-	-	1	-	1	-	1
R1820	4	4	-	-	-	1	-	1	-	1
R1830	-	-	-	-	-	-	-	-	-	-

Downgraded at 3-Year Intervals:
Declassified After 12 Years
DOD Dir 5200.10

TABLE 51 - USAF PROPULSION UNITS BY ACCOUNT, BY TYPE, BY STATUS, WORLD-WIDE,
SEMIANNUALLY - FY 1963 (CONTINUED)

ACCOUNT AND TYPE	31 DECEMBER 1962					30 JUNE 1963				
	Total	In- stalled Total	Uninstalled			Total	In- stalled Total	Uninstalled		
			Total	Ser- vice- able	Repar- able			Total	Ser- vice- able	Repar- able
GOVERNMENT FURNISHED PROPERTY -										
<u>TOTAL</u>	<u>1,097</u>	<u>631</u>	<u>466</u>	<u>378</u>	<u>88</u>	<u>1,005</u>	<u>713</u>	<u>292</u>	<u>214</u>	<u>78</u>
<u>Jet - Total</u>	<u>521</u>	<u>305</u>	<u>216</u>	<u>190</u>	<u>26</u>	<u>739</u>	<u>554</u>	<u>185</u>	<u>135</u>	<u>50</u>
J33	32	19	13	13	-	26	14	12	12	-
J35	2	-	2	1	1	4	-	4	3	1
J47	24	16	8	6	2	199	184	15	10	5
J52	-	-	-	-	-	2	1	1	-	1
J57	232	113	119	108	11	320	218	102	74	28
J60	-	-	-	-	-	6	2	4	4	-
J65	18	9	9	7	2	26	13	13	7	6
J69	-	-	-	-	-	2	2	-	-	-
J79	119	77	42	33	9	91	68	23	14	9
TF33	94	71	23	22	1	63	52	11	11	-
<u>Turbo-Prop - Total</u>	<u>13</u>	<u>-</u>	<u>13</u>	<u>12</u>	<u>1</u>	<u>26</u>	<u>16</u>	<u>10</u>	<u>7</u>	<u>3</u>
T53	-	-	-	-	-	1	-	1	1	-
T56	13	-	13	12	1	25	16	9	6	3
<u>Liquid Rocket - Total</u>	<u>5</u>	<u>-</u>	<u>5</u>	<u>5</u>	<u>-</u>	<u>-</u>	<u>-</u>	<u>-</u>	<u>-</u>	<u>-</u>
LR79	3	-	3	3	-	-	-	-	-	-
LR101	2	-	2	2	-	-	-	-	-	-
<u>Reciprocating - Total</u>	<u>558</u>	<u>326</u>	<u>232</u>	<u>171</u>	<u>61</u>	<u>240</u>	<u>143</u>	<u>97</u>	<u>72</u>	<u>25</u>
R985	56	24	32	17	15	12	11	1	1	-
R1820	16	5	11	3	8	5	-	5	4	1
R1830	9	-	9	9	-	17	17	-	-	-
R2000	88	57	31	24	7	18	14	4	1	3
R2800	55	45	10	10	-	35	28	7	5	2
R3350	42	7	35	19	16	18	5	13	8	5
R4360	292	188	104	89	15	135	68	67	53	14
MILITARY ASSISTANCE PROGRAM										
<u>(MAP) - TOTAL</u>	<u>22</u>	<u>-</u>	<u>22</u>	<u>21</u>	<u>1</u>	<u>8</u>	<u>8</u>	<u>-</u>	<u>-</u>	<u>-</u>
<u>Jet - Total</u>	<u>16</u>	<u>-</u>	<u>16</u>	<u>15</u>	<u>1</u>	<u>8</u>	<u>8</u>	<u>-</u>	<u>-</u>	<u>-</u>
J33	-	-	-	-	-	8	8	-	-	-
J47	15	-	15	15	-	-	-	-	-	-
J57	1	-	1	-	1	-	-	-	-	-
<u>Reciprocating - Total</u>	<u>6</u>	<u>-</u>	<u>6</u>	<u>6</u>	<u>-</u>	<u>-</u>	<u>-</u>	<u>-</u>	<u>-</u>	<u>-</u>
R1820	6	-	6	6	-	-	-	-	-	-
GOVERNMENT FURNISHED AIRCRAFT										
<u>EQUIPMENT - TOTAL</u>	<u>1,480</u>	<u>331</u>	<u>1,149</u>	<u>1,120</u>	<u>29</u>	<u>1,536</u>	<u>278</u>	<u>1,258</u>	<u>1,226</u>	<u>32</u>
<u>Jet - Total</u>	<u>665</u>	<u>69</u>	<u>596</u>	<u>586</u>	<u>10</u>	<u>643</u>	<u>67</u>	<u>576</u>	<u>557</u>	<u>19</u>
J52	63	-	63	63	-	-	-	-	-	-
J57	164	-	164	164	-	188	4	184	184	-
J60	62	-	62	61	1	47	8	39	39	-
J69	140	13	127	125	2	121	18	103	102	1
J75	102	-	102	101	1	102	-	102	101	1
J79	24	8	16	16	-	64	21	43	40	3

Downgraded at 3-Year Intervals:
Declassified After 12 Years
DOD Dir 5200.10

TABLE 51 - USAF PROPULSION UNITS BY ACCOUNT, BY TYPE, BY STATUS, WORLD-WIDE, SEMIANNUALLY - FY 1963 (CONTINUED)

ACCOUNT AND TYPE	31 DECEMBER 1962					30 JUNE 1963				
	Total	In-stalled Total	Uninstalled			Total	In-stalled Total	Uninstalled		
			Total	Service-able	Repar-able			Total	Service-able	Repar-able
GOVERNMENT FURNISHED AIRCRAFT EQUIPMENT (Continued)										
Jet (Continued)										
J85	103	48	55	49	6	110	16	94	80	14
J93	6	-	6	6	-	6	-	6	6	-
TF33	1	-	1	1	-	5	-	5	5	-
<u>Ram Jet - Total</u>	<u>2</u>	<u>-</u>	<u>2</u>	<u>1</u>	<u>1</u>	<u>1</u>	<u>-</u>	<u>1</u>	<u>-</u>	<u>1</u>
RJ43	2	-	2	1	1	-	-	1	-	1
<u>Turbo-Prop - Total</u>	<u>258</u>	<u>10</u>	<u>248</u>	<u>242</u>	<u>6</u>	<u>344</u>	<u>5</u>	<u>339</u>	<u>334</u>	<u>5</u>
T53	46	9	37	31	6	25	-	25	20	5
T56	212	1	211	211	-	303	5	298	298	-
T58	-	-	-	-	-	16	-	16	16	-
<u>Liquid Rocket - Total</u>	<u>533</u>	<u>233</u>	<u>300</u>	<u>290</u>	<u>10</u>	<u>527</u>	<u>186</u>	<u>341</u>	<u>335</u>	<u>6</u>
LR79	32	17	15	15	-	35	23	12	12	-
LR87	31	1	30	29	1	33	3	30	29	1
LR89	124	70	54	53	1	113	39	74	73	1
LR91	22	1	21	19	2	28	3	25	25	-
LR101	245	107	138	133	5	240	93	147	144	3
LR105	79	37	42	41	1	78	25	53	52	1
<u>Reciprocating - Total</u>	<u>22</u>	<u>19</u>	<u>3</u>	<u>1</u>	<u>2</u>	<u>21</u>	<u>20</u>	<u>1</u>	<u>-</u>	<u>1</u>
R1300	1	-	1	-	1	1	-	1	-	1
R1820	19	19	-	-	-	20	20	-	-	-
R4360	2	-	2	1	1	-	-	-	-	-
<u>EXCESS - TOTAL</u>	<u>408</u>	<u>55</u>	<u>353</u>	<u>34</u>	<u>319</u>	<u>965</u>	<u>40</u>	<u>925</u>	<u>35</u>	<u>890</u>
<u>Jet - Total</u>	<u>290</u>	<u>8</u>	<u>282</u>	<u>33</u>	<u>249</u>	<u>758</u>	<u>4</u>	<u>754</u>	<u>35</u>	<u>719</u>
J33	33	-	33	30	3	33	-	33	30	3
J35	1	-	1	-	-	1	-	1	-	1
J47	184	-	184	3	181	713	-	713	1	712
J52	1	-	1	-	1	-	-	-	-	-
J57	59	-	59	-	59	-	-	-	-	-
J65	6	6	-	-	-	6	4	2	-	2
J71	2	2	-	-	-	-	-	-	-	-
J75	1	-	1	-	1	-	-	-	-	-
J85	3	-	3	-	3	5	-	5	4	1
<u>Turbo-Prop - Total</u>	<u>1</u>	<u>-</u>	<u>1</u>	<u>-</u>	<u>1</u>	<u>-</u>	<u>-</u>	<u>-</u>	<u>-</u>	<u>-</u>
T56	1	-	1	-	1	-	-	-	-	-
<u>Liquid Rocket - Total</u>	<u>5</u>	<u>2</u>	<u>3</u>	<u>-</u>	<u>3</u>	<u>-</u>	<u>-</u>	<u>-</u>	<u>-</u>	<u>-</u>
LR3	3	-	3	-	3	-	-	-	-	-
LR87	1	1	-	-	-	-	-	-	-	-
LR91	1	1	-	-	-	-	-	-	-	-
<u>Reciprocating - Total</u>	<u>112</u>	<u>45</u>	<u>67</u>	<u>1</u>	<u>66</u>	<u>207</u>	<u>36</u>	<u>171</u>	<u>-</u>	<u>171</u>
O470	1	-	1	-	1	-	-	-	-	-
R935	35	30	5	-	5	65	19	46	-	46
R1300	34	-	34	1	33	107	-	107	-	107
R1340	8	-	8	-	8	1	-	1	-	1
R1820	4	4	-	-	-	5	4	1	-	1

Downgraded at 3-Year Intervals:
Declassified After 12 Years
DOD Dir 5200.10

TABLE 51 - USAF PROPULSION UNITS BY ACCOUNT, BY TYPE, BY STATUS, WORLD-WIDE, SEMIANNUALLY - FY 1963 (CONTINUED)

ACCOUNT AND TYPE	31 DECEMBER 1962					30 JUNE 1963				
	Total	In- stalled Total	Uninstalled			Total	In- stalled Total	Uninstalled		
			Total	Service- able	Repar- able			Total	Service- able	Repar- able
EXCESS (Continued)										
Reciprocating (Continued)										
R1830	2	-	2	-	2	1	-	1	-	1
R2000	15	8	7	-	7	19	8	11	-	11
R2600	2	2	-	-	-	2	2	-	-	-
R2800	-	-	-	-	-	1	-	1	-	1
R3350	1	-	1	-	1	3	-	3	-	3
R4360	9	-	9	-	9	2	2	-	-	-
V1650	1	1	-	-	-	1	1	-	-	-
AIR NATIONAL GUARD BUREAU - TOTAL	3,005	2,193	812	618	194	3,122	2,342	780	567	213
Jet - Total	1,799	1,337	462	303	159	1,731	1,323	408	238	170
J33	207	142	65	42	23	215	151	64	35	29
J35	447	382	65	49	16	467	409	58	29	29
J44	-	-	-	-	-	6	1	5	2	3
J47	167	120	47	32	15	159	118	41	26	15
J57	347	255	92	76	16	365	260	105	73	32
J65	381	272	109	65	44	316	252	64	44	20
J73	183	129	54	25	29	197	130	67	29	38
J79	67	37	30	14	16	6	2	4	-	4
Reciprocating - Total	1,206	856	350	315	35	1,391	1,019	372	329	43
R1820	106	80	26	24	2	103	76	27	25	2
R1830	165	121	44	41	3	166	123	43	37	6
R2800	14	9	5	2	3	15	9	6	6	-
R3350	171	126	45	37	8	149	119	30	25	5
R4360	750	520	230	211	19	958	692	266	236	30
AIR FORCE RESERVE - TOTAL	1,782	1,435	347	312	35	1,690	1,353	337	252	85
Jet - Total	-	-	-	-	-	2	2	-	-	-
J33	-	-	-	-	-	1	1	-	-	-
J79	-	-	-	-	-	1	1	-	-	-
Turbo-Prop - Total	2	2	-	-	-	-	-	-	-	-
T53	2	2	-	-	-	-	-	-	-	-
Reciprocating - Total	1,780	1,433	347	312	35	1,688	1,351	337	252	85
O470	1	1	-	-	-	1	1	-	-	-
R1820	43	29	14	12	2	43	28	15	10	5
R1830	85	64	21	20	1	85	65	20	14	6
R2800	105	90	15	15	-	97	86	11	9	2
R3350	921	749	172	145	27	835	679	156	110	46
R4360	625	500	125	120	5	627	492	135	109	26
GROUND TRAINING - TOTAL	660	464	196	12	184	631	299	332	14	318
Jet - Total	372	233	139	11	128	371	198	173	14	159
J33	54	30	24	10	14	49	26	23	10	13
J35	1	1	-	-	-	1	-	1	-	1
J47	94	83	11	-	11	101	87	14	-	14
J52	9	1	8	-	8	8	1	7	-	7
J57	151	83	68	-	68	142	58	84	1	83
J60	6	5	1	-	1	6	-	6	-	6

Downgraded at 3-Year Intervals:
Declassified After 12 Years
DOD Dir 5200.10

TABLE 51 - USAF PROPULSION UNITS BY ACCOUNT, BY TYPE, BY STATUS, WORLD-WIDE, SEMIANNUALLY - FY 1963 (CONTINUED)

ACCOUNT AND TYPE	31 DECEMBER 1962					30 JUNE 1963				
	Total	In-stalled Total	Uninstalled			Total	In-stalled Total	Uninstalled		
			Total	Service-able	Repar-able			Total	Service-able	Repar-able
GROUND TRAINING (Continued)										
Jet (Continued)										
J65	5	2	3	-	3	4	1	3	-	3
J69	2	-	2	-	2	2	-	2	-	2
J71	4	1	3	1	2	6	2	4	1	3
J75	16	16	-	-	-	16	16	-	-	-
J79	11	3	8	-	8	17	1	16	2	14
J85	12	8	4	-	4	13	6	7	-	7
TF33	7	-	7	-	-	6	-	6	-	6
<u>Ram Jet - Total</u>	<u>5</u>	<u>1</u>	<u>4</u>	-	<u>4</u>	<u>5</u>	<u>1</u>	<u>4</u>	-	<u>4</u>
RJ43	5	1	4	-	4	5	1	4	-	4
<u>Turbo-Prop - Total</u>	<u>34</u>	<u>29</u>	<u>5</u>	-	<u>5</u>	<u>36</u>	<u>5</u>	<u>31</u>	-	<u>31</u>
T34	2	2	-	-	-	2	-	2	-	2
T53	5	5	-	-	-	5	1	4	-	4
T56	27	22	5	-	5	29	4	25	-	25
<u>Liquid Rocket - Total</u>	<u>71</u>	<u>45</u>	<u>26</u>	-	<u>26</u>	<u>29</u>	<u>25</u>	<u>34</u>	-	<u>34</u>
LR79	4	4	-	-	-	4	3	1	-	1
LR87	6	5	1	-	1	4	2	2	-	2
LR89	15	6	9	-	9	9	4	5	-	5
LR91	6	5	1	-	1	5	2	3	-	3
LR101	27	16	11	-	11	25	11	14	-	14
LR105	10	6	4	-	4	9	3	6	-	6
V1	3	3	-	-	-	3	-	3	-	3
<u>Reciprocating - Total</u>	<u>178</u>	<u>156</u>	<u>22</u>	<u>1</u>	<u>21</u>	<u>160</u>	<u>70</u>	<u>90</u>	-	<u>90</u>
O290	1	1	-	-	-	1	1	-	-	-
R985	2	2	-	-	-	-	-	-	-	-
R1300	15	14	1	-	1	15	11	4	-	4
R1340	3	3	-	-	-	3	3	-	-	-
R1820	8	6	2	1	1	7	2	5	-	5
R1830	6	6	-	-	-	6	6	-	-	-
R2000	22	16	6	-	6	17	2	15	-	15
R2600	2	2	-	-	-	2	2	-	-	-
R2800	33	33	-	-	-	31	10	21	-	21
R3350	10	9	1	-	1	7	4	3	-	3
R4360	75	63	12	-	12	70	28	42	-	42
V1650	1	1	-	-	-	1	1	-	-	-
<u>US NAVY - TOTAL</u>	<u>3</u>	<u>-</u>	<u>3</u>	-	<u>3</u>	<u>3</u>	<u>1</u>	<u>2</u>	<u>1</u>	<u>1</u>
<u>Jet - Total</u>	<u>-</u>	<u>-</u>	<u>-</u>	-	<u>-</u>	<u>1</u>	<u>1</u>	<u>-</u>	<u>-</u>	<u>-</u>
J69	-	-	-	-	-	1	1	-	-	-
<u>Reciprocating - Total</u>	<u>3</u>	<u>-</u>	<u>3</u>	-	<u>3</u>	<u>2</u>	<u>-</u>	<u>1</u>	<u>-</u>	<u>1</u>
R1820	-	-	-	-	-	1	-	1	-	-
R2800	2	-	2	-	2	1	-	1	-	1
R4360	1	-	1	-	1	-	-	-	-	-
<u>AIR FORCE AUXILIARY UNITS - TOTAL</u>	<u>-</u>	<u>-</u>	<u>-</u>	-	<u>-</u>	<u>3</u>	<u>-</u>	<u>3</u>	<u>-</u>	<u>3</u>
<u>Reciprocating - Total</u>	<u>-</u>	<u>-</u>	<u>-</u>	-	<u>-</u>	<u>3</u>	<u>-</u>	<u>3</u>	<u>-</u>	<u>3</u>
R1830	-	-	-	-	-	1	-	1	-	1
R2000	-	-	-	-	-	2	-	2	-	2

Source: Data Applications Division, Data Services Center, Comptroller of the Air Force.

Downgraded at 3-Year Intervals:
Declassified After 12 Years
DOD Dir 5200.10

MATERIEL (CONTINUED)**AVIATION FUEL AND OIL****INTRODUCTION**

The information contained in this section summarizes USAF aviation fuel and oil inventories, issues, and receipts, World-wide, for Fiscal Year 1963.

DEFINITIONS

AVIATION FUEL - Aviation gasoline and jet and rocket fuels. Aviation gasoline is fuel graded by octane rating such as 115/145, 100/130, 91/96, and 80. Jet fuel consists of JP-4, JP-5, and JP-6 types. Rocket fuel is RP-1.

AVIATION OIL - Aircraft engine lubrication oil which is graded thus: Reciprocal 1100 and 1065; Standard jet 1010 and 1005; and Special jet 7808. It includes reused product.

INTRANSIT - Product on way to destination. Applies to both Overseas and Continental United States.

INVENTORY - Product on hand at base, Air Force Petroleum, Oil, and Lubricants (AF POL) retail distribution station, and refueling service contractor location, pipeline, and intransit.

ISSUES - Fuel for flight operations, marine equipment, engine block testing, and modification centers. "Issues" consist of four types of sales: charges (issues to users of USAF, USAF Reserve and Air National Guard aircraft, and other than aircraft), reimbursable sales to other than USAF aircraft, issues for cash, and exchange accounts (Canadian Air Force or Canadian Navy). It excludes bulk transfer of product to Air Force consignees.

RECEIPT - The increase in inventory caused by receipt of incoming shipments of product.

TABLE 52 - USAF AVIATION FUEL ISSUES BY LOCATION, WORLD-WIDE, BY QUARTER - FY 1963

(Quantities represent issues from bases, AF FOL retail distribution stations, and contractor and government-owned products.)

LOCATION AND QUARTER	BARRELS OF 42 U S GALLONS			
	Total	Jet Fuel	Aviation Gasolines	Rocket Fuel RP-1
<u>WORLD-WIDE - TOTAL</u>	<u>147,455,130</u>	<u>118,784,182</u>	<u>28,534,944</u>	<u>136,004</u>
<u>CONTINENTAL US - TOTAL</u>	<u>114,053,312</u>	<u>93,600,240</u>	<u>20,317,068</u>	<u>136,004</u>
First Quarter	30,093,875	24,612,216	5,413,058	68,601
Second Quarter	26,265,405	21,453,880	4,750,138	61,387
Third Quarter	28,237,563	23,436,146	4,796,444	4,973
Fourth Quarter	29,456,469	24,097,998	5,357,428	1,043
<u>OVERSEAS - TOTAL</u>	<u>33,401,818</u>	<u>25,183,942</u>	<u>8,217,876</u>	-
First Quarter	8,032,122	5,837,463	2,194,659	-
Second Quarter	8,955,993	6,937,469	2,018,524	-
Third Quarter	7,951,836	5,954,590	1,997,246	-
Fourth Quarter	8,461,867	6,454,420	2,007,447	-

Source: Data Applications Division, Data Services Center, Comptroller of the Air Force

TABLE 53 - USAF AVIATION FUEL RECEIPTS FROM INDUSTRY AND OTHERS BY SOURCE, BY LOCATION, WORLD-WIDE - FY 1963

LOCATION AND SOURCE	BARRELS OF 42 U S GALLONS			
	Total	Jet Fuel	Aviation Gasoline	Rocket Fuel RP-1
<u>WORLD-WIDE - TOTAL</u>	<u>147,820,032</u>	<u>118,680,524</u>	<u>28,997,445</u>	<u>142,063</u>
<u>CONTINENTAL US - TOTAL</u>	<u>98,887,692</u>	<u>78,685,227</u>	<u>20,060,402</u>	<u>142,063</u>
Bulk from Industry	98,207,725	78,504,147	19,561,515	142,063
Into Plane from Industry	679,967	181,080	498,887	-
<u>OVERSEAS - TOTAL</u>	<u>42,484,561</u>	<u>35,751,025</u>	<u>6,733,536</u>	-
Bulk from Industry	40,039,967	34,958,583	5,081,384	-
Into Plane from Industry	2,444,594	792,442	1,652,152	-
<u>BULK FROM OTHERS - TOTAL</u>	<u>4,524,616</u>	<u>3,330,227</u>	<u>1,194,389</u>	-
<u>INTO PLANE FROM OTHERS - TOTAL</u>	<u>1,923,163</u>	<u>914,045</u>	<u>1,009,118</u>	-

Source: Data Applications Division, Data Services Center, Comptroller of the Air Force

TABLE 54 - USAF AVIATION FUEL INVENTORY BY LOCATION, WORLD-WIDE, SEMIANNUALLY - FY 1963

LOCATION	BARRELS OF 42 U S GALLONS							
	Total	Jet Fuel	Aviation Gasoline	Rocket Fuel RP-1	Total	Jet Fuel	Aviation Gasoline	Rocket Fuel RP-1
	31 DECEMBER 1962				30 JUNE 1963			
<u>WORLD-WIDE - TOTAL</u> . . .	<u>42,232,868</u>	<u>30,971,597</u>	<u>11,235,299</u>	<u>25,972</u>	<u>38,530,391</u>	<u>27,862,117</u>	<u>10,665,502</u>	<u>2,772</u>
<u>CONTINENTAL US - TOTAL</u> . . .	<u>21,742,997</u>	<u>16,731,817</u>	<u>4,985,208</u>	<u>25,972</u>	<u>20,515,348</u>	<u>15,839,372</u>	<u>4,673,204</u>	<u>2,772</u>
Base	7,242,057	5,909,557	1,325,809	6,691	6,840,431	5,637,101	1,200,558	2,772
AF POL Retail Distribution Station	11,495,604	8,134,078	3,342,245	19,281	10,542,111	7,508,707	3,033,404	-
In Transit	961,418	827,122	134,296	-	1,135,977	808,582	327,395	-
Pipeline	2,043,918	1,861,060	182,858	-	1,996,829	1,884,982	111,847	-
<u>OVERSEAS - TOTAL</u>	<u>20,489,871</u>	<u>14,239,780</u>	<u>6,250,091</u>	<u>-</u>	<u>18,015,043</u>	<u>12,022,745</u>	<u>5,992,298</u>	<u>-</u>
Base	10,961,320	7,755,701	3,205,619	-	10,298,724	6,620,857	3,677,867	-
AF POL Retail Distribution Station	7,801,573	5,532,479	2,269,094	-	6,529,650	4,598,259	1,931,391	-
In Transit	1,726,978	951,600	775,378	-	1,186,669	803,629	383,040	-

Source: Data Applications Division, Data Services Center, Comptroller of the Air Force

TABLE 55 - USAF AVIATION OIL INVENTORY BY LOCATION, WORLD-WIDE, SEMIANNUALLY - FY 1963

LOCATION	BARRELS OF 42 U S GALLONS							
	Total	Reciprocal	Standard Jet	Special Jet 7808	Total	Reciprocal	Standard Jet	Special Jet 7808
	31 DECEMBER 1962				30 JUNE 1963			
<u>WORLD-WIDE - TOTAL</u>	<u>200,520</u>	<u>169,190</u>	<u>10,255</u>	<u>21,075</u>	<u>192,396</u>	<u>166,644</u>	<u>2,057</u>	<u>16,695</u>
<u>CONTINENTAL US - TOTAL</u>	<u>87,576</u>	<u>66,201</u>	<u>7,589</u>	<u>13,786</u>	<u>78,990</u>	<u>61,776</u>	<u>6,580</u>	<u>10,634</u>
Base	87,576	66,201	7,589	13,786	78,990	61,776	6,580	10,634
AF POL Retail Distribution Station	-	-	-	-	-	-	-	-
In Transit	-	-	-	-	-	-	-	-
<u>OVERSEAS - TOTAL</u>	<u>112,944</u>	<u>102,989</u>	<u>2,666</u>	<u>7,289</u>	<u>113,406</u>	<u>104,868</u>	<u>2,477</u>	<u>6,061</u>
Base	92,482	83,868	2,075	6,539	85,069	77,521	1,825	5,723
AF POL Retail Distribution Station	20,462	19,121	591	750	28,337	27,347	652	338
In Transit	-	-	-	-	-	-	-	-

Source: Data Applications Division, Data Services Center, Comptroller of the Air Force

Downgraded at 3-Year Intervals:
Declassified After 12 Years
DOD Dir 5200.10

TABLE 56 - USAF AVIATION OIL ISSUES BY LOCATION, WORLD-WIDE, BY QUARTER - FY 1963

(Quantities represent issues from bases, AF FOL retail distribution stations, and contractor and government-owned products.)

LOCATION AND QUARTER	BARRELS OF 42 GALLONS			
	Total	Reciprocal	Standard Jet	Special Jet 7808
<u>WORLD-WIDE - TOTAL</u>	<u>409,376</u>	<u>363,957</u>	<u>17,547</u>	<u>27,872</u>
<u>CONTINENTAL US - TOTAL</u>	<u>307,034</u>	<u>269,514</u>	<u>15,276</u>	<u>22,244</u>
First Quarter	86,270	76,608	4,387	5,275
Second Quarter	76,288	67,594	3,400	5,294
Third Quarter	67,572	58,787	3,491	5,294
Fourth Quarter	76,904	66,525	3,998	6,381
<u>OVERSEAS - TOTAL</u>	<u>102,342</u>	<u>94,443</u>	<u>2,271</u>	<u>5,628</u>
First Quarter	29,067	26,876	836	1,355
Second Quarter	26,258	24,429	466	1,363
Third Quarter	23,574	21,714	422	1,438
Fourth Quarter	23,443	21,424	547	1,472

Source: Data Applications Division, Data Services Center, Comptroller of the Air Force

TABLE 57 - USAF AVIATION OIL RECEIPTS FROM INDUSTRY AND OTHERS BY SOURCE, BY LOCATION, WORLD-WIDE - FY 1963

LOCATION AND SOURCE	BARRELS OF 42 US GALLONS			
	Total	Reciprocal	Standard Jet	Special Jet 7808
<u>WORLD-WIDE - TOTAL</u>	<u>423,001</u>	<u>378,472</u>	<u>16,671</u>	<u>27,858</u>
<u>CONTINENTAL US - TOTAL</u>	<u>325,475</u>	<u>293,751</u>	<u>11,329</u>	<u>20,395</u>
Bulk from Industry	318,709	287,088	11,226	20,395
Into Plane from Industry	6,766	6,663	103	-
<u>OVERSEAS - TOTAL</u>	<u>28,661</u>	<u>28,645</u>	<u>6</u>	<u>10</u>
Bulk from Industry	9,216	9,212	4	-
Into Plane from Industry	19,445	19,433	2	10
<u>BULK FROM OTHERS - TOTAL</u>	<u>57,033</u>	<u>44,454</u>	<u>5,182</u>	<u>7,397</u>
<u>INTO PLANE FROM OTHERS - TOTAL</u>	<u>11,832</u>	<u>11,622</u>	<u>154</u>	<u>56</u>

Source: Data Applications Division, Data Services Center, Comptroller of the Air Force

Downgraded at 3-Year Intervals:
Declassified After 12 Years
DOD Dir 5200.10

MATERIEL (CONTINUED)**VEHICLES****INTRODUCTION**

The tables included in this section provide summary data on the status of the USAF World-wide Vehicle Inventory. Air Force Supply Manual 67-1, Vol VII, Part one dated, 7 March 1962, with changes and Air Force Manual 171-14, dated, 1 September 1960, Volume III, with changes, constitute the basic authority for the system.

Due to changes in the Air Staff needs, the detailed vehicle inventory data are available on an annual basis (30 June). However, a limited amount of summary type vehicle data is presently required quarterly. This information is reflected herein by status category and by quarter for FY 1963.

DEFINITIONS

DEPOT ACCOUNT - Vehicles in a depot for repair or storage (includes vehicles at commercial sites).

BASE OR COMMAND EXCESS - Vehicles declared excess to an individual base or a command. (These vehicles are not necessarily excess to total Air Force requirement.)

INCOMPLETELY PROCESSED STOCK NUMBER VEHICLES - Items that cannot be identified by stock number and therefore not categorized by type of vehicle.

INDIGENOUS - Refers to offshore procurement of foreign vehicles.

INTRANSIT - Vehicles enroute from the manufacturer to a command or from one base or command to another.

IN-USE - Vehicles assigned for use.

SPECIAL PROJECTS - Vehicles committed to War Readiness Materiel (WRM), or USAF Headquarters directed projects.

UNECONOMICALLY REPARABLE - Vehicles which are uneconomically repairable in accordance with TO 36A-1-70 (Maximum Repair Allowances for USAF Vehicles).

UNREPORTED STATUS - Vehicles which have been incorrectly reported, i.e., one of the above terms has not been used to correctly identify the status of the vehicles.

TABLE 58 - USAF VEHICLES BY STATUS, WORLD-WIDE, AT END OF QUARTER - FY 1963

(Table below excludes Air Force owned contractor operated vehicles. Excess refers to the number of vehicles declared excess to an individual base or a command.)

STATUS	30 SEPTEMBER 1962		31 DECEMBER 1962		15 MARCH 1963		30 JUNE 1963	
	Vehicles	Per Cent of Total	Vehicles	Per Cent of Total	Vehicles	Per Cent of Total	Vehicles	Per Cent of Total
<u>TOTAL</u>	<u>128,447</u>	<u>100.0</u>			<u>127,857</u>	<u>100.0</u>	<u>122,418</u>	<u>100.0</u>
In-Use	117,091	91.1	Valid	Valid	113,147	88.5	108,082	88.3
Base or Command Excess	3,708	2.9	Data	Data	7,554	5.9	7,759	6.3
Special Projects	2,035	1.6	not	not	2,246	1.7	2,322	1.9
Depot Account	288	.2	avail-	avail-	125	.1	204	.2
Intransit	5,093	4.0	able	able	4,550	3.6	3,818	3.1
Unreported Status	a/ 232	.2			a/ 235	.2	a/ 233	.2

a/ Vehicles on contract for repair and return.

Source: Data Applications Division, Data Services Center, Comptroller of the Air Force.

TABLE 59 - USAF VEHICLES BY STATUS WITHIN MAJOR AIR COMMAND, WORLD-WIDE - 30 JUN 1963

(Table below excludes Air Force owned contractor operated vehicles. Excess refers to the number of vehicles declared excess to an individual base or a command.)

COMMAND	TOTAL	IN-USE	BASE OR COMMAND EXCESS	SPECIAL PROJECTS	DEPOT ACCOUNT			IN- TRANSIT	UNRE- PORTED STATUS a/	IN- DIGE- NOUS b/
					Service- able	Repa- rable	Unecono- mically Reparable			
<u>TOTAL</u>	<u>122,418</u>	<u>108,082</u>	<u>7,759</u>	<u>2,322</u>	<u>129</u>	<u>75</u>	-	<u>3,818</u>	<u>233</u>	<u>358</u>
Aeronautical Chart and Information Center.	43	40	-	-	-	-	-	3	-	-
Air Defense Command.	10,802	9,336	1,031	23	-	-	-	407	5	1
Air Force Accounting and Finance Center.	12	12	-	-	-	-	-	-	-	-
Air Force Communications Services	879	732	146	-	-	-	-	1	-	-
Air Force Logistics Command.	13,738	12,820	520	3	124	65	-	184	22	-
Air Force Systems Command.	7,323	7,037	141	-	-	-	-	141	4	-
Air Training Command	7,955	7,258	277	2	1	1	-	400	16	-
Air University	532	522	1	-	-	-	-	9	-	-
Alaskan Air Command.	2,602	2,288	147	39	-	-	-	121	7	-
Caribbean Air Command.	421	377	10	14	-	-	-	20	-	-
Continental Air Command.	1,993	1,741	196	1	-	-	-	52	3	-
Headquarters Command, USAF	2,521	2,274	51	9	-	-	-	184	3	55
Military Air Transport Command	7,843	6,534	847	195	2	7	-	241	17	8
Office of Aerospace Research	208	202	2	-	-	-	-	4	-	-
Pacific Air Forces	10,871	8,750	1,075	576	-	-	-	428	42	2
Strategic Air Command.	30,805	27,809	1,925	54	2	2	-	958	55	60
Tactical Air Command	7,231	6,329	557	160	-	-	-	173	12	-
USAF Academy	314	295	9	-	-	-	-	10	-	-
US Air Forces in Europe.	14,741	12,342	739	1,217	-	-	-	397	46	231
USAF Security Service.	1,584	1,384	85	29	-	-	-	85	1	1

a/ Vehicles on contract for repair and return.

b/ "Indigenous" - Offshore procurement of foreign vehicles. These vehicles are included in other columns of this table and are therefore non-additive in the totals.

Source: Data Applications Division, Data Services Center, Comptroller of the Air Force

TABLE 60 - USAF VEHICLES BY STATUS, DESIGN, AND APPLICATION, WORLD-WIDE -- 30 JUN 1963

(Table below excludes Air Force owned contractor operated vehicles. Excess refers to the number of vehicles declared excess to an individual base or a command.)

DESIGN AND APPLICATION	TOTAL	IN-USE	BASE OR COMMAND EXCESS	SPECIAL PROJECTS	DEPOT ACCOUNT			IN- TRANSIT	UNRE- PORTED STATUS a/	INDIG- ENOUS b/
					Service- able	Repa- rable	Unecon Rep			
<u>TOTAL</u>	<u>122,418</u>	<u>108,082</u>	<u>7,759</u>	<u>2,322</u>	<u>129</u>	<u>75</u>	<u>-</u>	<u>3,818</u>	<u>233</u>	<u>358</u>
<u>COMMERCIAL DESIGN - TOTAL</u>	<u>84,798</u>	<u>76,982</u>	<u>3,598</u>	<u>882</u>	<u>6</u>	<u>3</u>	<u>-</u>	<u>3,246</u>	<u>81</u>	<u>358</u>
<u>General Purpose - Total</u>	<u>59,116</u>	<u>54,138</u>	<u>1,626</u>	<u>661</u>	<u>1</u>	<u>1</u>	<u>-</u>	<u>2,671</u>	<u>18</u>	<u>297</u>
Sedans	5,945	5,018	163	3	-	1	-	757	3	75
Bus, 27-33 Passenger, BOC and Integral	2,692	2,617	48	1	-	-	-	26	-	96
Bus, 37-44 Passenger, BOC Integral and Convertible	130	118	5	4	-	-	-	2	1	-
Bus, Other	513	444	15	-	-	-	-	53	1	3
Station Wagon	4,303	3,856	91	4	-	-	-	350	2	7
Ambulance, Metropolitan	732	621	10	19	-	-	-	82	-	3
Motorcycles and Motor Bicycles	3	3	-	-	-	-	-	-	-	2
Trucks	39,517	36,759	1,059	446	1	-	-	1,247	5	55
Truck Tractors	4,986	4,467	220	176	-	-	-	119	4	56
Trailers and Semi-Trailers	209	193	8	4	-	-	-	2	2	-
Other	86	42	7	4	-	-	-	33	-	-
<u>Special Purpose - Total</u>	<u>5,675</u>	<u>5,093</u>	<u>318</u>	<u>23</u>	<u>-</u>	<u>1</u>	<u>-</u>	<u>202</u>	<u>38</u>	<u>34</u>
Trucks	2,833	2,530	153	9	-	1	-	139	1	-
Trailers and Semi-Trailers	202	143	35	9	-	-	-	15	-	1
Sweepers	1,308	1,118	90	5	-	-	-	17	8	33
Snowplows	1,314	1,215	39	-	-	-	-	31	29	-
Other	18	17	1	-	-	-	-	-	-	-
<u>Construction and Base</u>										
<u>Maintenance Equipment - Total</u>	<u>8,436</u>	<u>7,365</u>	<u>700</u>	<u>59</u>	<u>3</u>	<u>1</u>	<u>-</u>	<u>285</u>	<u>23</u>	<u>5</u>
Crane Shovels	769	604	149	4	3	-	-	5	4	-
Tractors	4,967	4,479	281	47	-	1	-	148	11	-
Loaders	259	227	32	-	-	-	-	-	-	4
Road Maintenance Equipment	1,127	936	73	5	-	-	-	111	2	1
Compressors	9	2	5	-	-	-	-	2	-	-
Mixing and Paving Equipment	370	290	69	1	-	-	-	10	-	-
Rock Crushing Equipment	10	9	1	-	-	-	-	-	-	-
Other	925	818	90	2	-	-	-	9	6	-
<u>Materials Handling Equipment - Total</u>	<u>11,571</u>	<u>10,386</u>	<u>954</u>	<u>139</u>	<u>2</u>	<u>-</u>	<u>-</u>	<u>88</u>	<u>2</u>	<u>22</u>
Tractor, Warehouse	4,094	3,666	341	54	-	-	-	33	-	-
Truck, Fixed Platform	10	10	-	-	-	-	-	-	-	-
Truck, Forklift	6,959	6,315	502	85	2	-	-	53	2	22
Truck, Straddle Carry	57	27	30	-	-	-	-	-	-	-
Crane, Warehouse	299	262	35	-	-	-	-	2	-	-
Other	152	106	46	-	-	-	-	-	-	-

TABLE 60 - USAF VEHICLES BY STATUS, DESIGN, AND APPLICATION, WORLD-WIDE - 30 JUN 1963 (CONTINUED)

DESIGN AND APPLICATION	TOTAL	IN-USE	BASE OR COMMAND EXCESS	SPECIAL PROJECTS	DEPOT ACCOUNT			IN- TRANSIT	UNRE- PORTED STATUS a/	INDIG- ENOUS b/
					Service- able	Repa- rable	Unecon Rep			
<u>MILITARY DESIGN - TOTAL</u>	<u>37,620</u>	<u>31,100</u>	<u>4,161</u>	<u>1,440</u>	<u>123</u>	<u>72</u>	-	<u>572</u>	<u>152</u>	-
<u>General Purpose - Total</u>	<u>18,468</u>	<u>15,224</u>	<u>2,307</u>	<u>613</u>	<u>40</u>	<u>6</u>	-	<u>260</u>	<u>18</u>	-
Ambulances	867	729	61	71	-	-	-	5	1	-
Trucks	2,595	1,593	759	177	21	-	-	36	9	-
Truck Tractors	1,359	968	165	200	3	-	-	21	2	-
Semi-Trailers	2,341	2,029	222	50	-	-	-	38	2	-
Trailers	11,138	9,769	1,073	115	14	5	-	158	4	-
Other	168	136	27	-	2	1	-	2	-	-
<u>Special Purpose - Total</u>	<u>18,590</u>	<u>15,343</u>	<u>1,837</u>	<u>823</u>	<u>83</u>	<u>66</u>	-	<u>308</u>	<u>130</u>	-
Trucks	4,946	4,387	362	47	26	9	-	59	56	-
Truck Tractors	289	238	34	5	1	56	-	8	3	-
Semi-Trailers	4,684	3,693	452	356	7	-	-	65	55	-
Trailers	6,480	5,199	862	254	48	1	-	110	6	-
Aircraft Towing Tractors	2,187	1,823	127	161	1	-	-	66	9	-
Other	4	3	-	-	-	-	-	-	-	1
<u>Construction and Base Maintenance Equipment - Other - Total</u>	<u>562</u>	<u>533</u>	<u>17</u>	<u>4</u>	-	-	-	<u>4</u>	<u>4</u>	-
<u>Incompletely Processed Stock Number Vehicles - Total</u>	-	-	-	-	-	-	-	-	-	-

a/ Vehicles on contract for repair and return.

b/ Offshore procurement and occupation cost acquired vehicles. The status of these vehicles is included in the previous columns of this table.

Source: Data Applications Division, Data Services Center, Comptroller of the Air Force.

TABLE 61 - USAF VEHICLES BY DESIGN AND

(Excludes Air Force owned)

DESIGN AND APPLICATION	TOTAL	AAC	ACIC	ADC	AFAPC	AFCS	AFLC	AFSC	ATC	AU	CAIRC
<u>TOTAL</u>	<u>122,418</u>	<u>2,602</u>	<u>43</u>	<u>10,802</u>	<u>12</u>	<u>879</u>	<u>13,738</u>	<u>7,323</u>	<u>7,955</u>	<u>532</u>	<u>421</u>
<u>COMMERCIAL DESIGN - TOTAL</u>	<u>84,798</u>	<u>1,989</u>	<u>41</u>	<u>7,870</u>	<u>6</u>	<u>288</u>	<u>9,362</u>	<u>5,163</u>	<u>6,323</u>	<u>469</u>	<u>350</u>
<u>General Purpose - Total</u>	<u>59,116</u>	<u>1,367</u>	<u>28</u>	<u>4,612</u>	<u>1</u>	<u>265</u>	<u>4,788</u>	<u>3,682</u>	<u>5,010</u>	<u>377</u>	<u>266</u>
Passenger Carrying	14,315	176	13	1,040	1	3	751	585	2,422	181	115
Motorcycles and Motorized Bikes	3	-	-	-	-	-	-	-	-	-	-
Trucks	39,517	1,124	13	3,132	-	262	3,344	2,770	2,230	180	139
Truck Tractors	4,986	53	2	399	-	-	636	305	352	15	12
Semi-Trailers	209	2	-	7	-	-	42	22	6	1	-
Other	86	12	-	34	-	-	15	-	-	-	-
<u>Special Purpose - Total</u>	<u>5,675</u>	<u>156</u>	<u>1</u>	<u>882</u>	<u>-</u>	<u>11</u>	<u>611</u>	<u>227</u>	<u>257</u>	<u>12</u>	<u>7</u>
Trucks	2,833	61	-	264	-	9	382	149	132	7	3
Trailers and Semi-Trailers	202	6	-	160	-	1	9	-	-	-	-
Sweepers	1,308	23	1	130	-	-	121	53	95	5	4
Snowplows	1,314	66	-	324	-	1	97	22	29	-	-
Other	18	-	-	4	-	-	2	3	1	-	-
<u>Construction and Base</u>											
<u>Maintenance Equipment - Total</u>	<u>8,436</u>	<u>299</u>	<u>3</u>	<u>1,519</u>	<u>-</u>	<u>4</u>	<u>573</u>	<u>537</u>	<u>602</u>	<u>42</u>	<u>36</u>
Crane Shovels	769	26	-	130	-	-	68	72	42	2	6
Tractors	4,967	134	3	897	-	2	334	237	327	27	19
Loaders	259	22	-	54	-	-	15	11	5	-	-
Road Maintenance Equipment	1,127	78	-	227	-	1	58	99	104	5	6
Compressors	9	1	-	-	-	-	5	-	-	-	-
Mixing and Paving Equipment	370	8	-	83	-	-	16	32	20	2	1
Rock Crushing Equipment	10	-	-	9	-	-	-	1	-	-	-
Other	925	30	-	119	-	1	77	85	104	6	4
<u>Materials Handling Equipment -</u>											
<u>Total</u>	<u>11,571</u>	<u>167</u>	<u>9</u>	<u>857</u>	<u>5</u>	<u>8</u>	<u>3,390</u>	<u>717</u>	<u>454</u>	<u>38</u>	<u>41</u>
Tractor, Warehouse	4,094	35	1	317	1	2	1,023	267	207	26	16
Truck, Fixed Platform	10	-	-	-	-	-	8	2	-	-	-
Truck, Forklift	6,959	125	8	425	4	6	2,268	403	208	11	25
Truck, Straddle Carry	57	-	-	-	-	-	21	1	1	-	-
Crane, Warehouse	299	7	-	31	-	-	55	44	22	1	-
Other	152	-	-	84	-	-	15	-	16	-	-
<u>MILITARY DESIGN - TOTAL</u>	<u>37,620</u>	<u>613</u>	<u>2</u>	<u>2,932</u>	<u>6</u>	<u>591</u>	<u>4,376</u>	<u>2,160</u>	<u>1,632</u>	<u>63</u>	<u>71</u>
<u>General Purpose - Total</u>	<u>18,468</u>	<u>268</u>	<u>-</u>	<u>1,367</u>	<u>5</u>	<u>412</u>	<u>2,771</u>	<u>926</u>	<u>587</u>	<u>10</u>	<u>26</u>
Passenger Carrying	867	29	-	98	5	-	23	39	74	6	4
Trucks	2,595	7	-	586	-	274	146	346	8	-	5
Truck Tractors	1,359	72	-	74	-	5	49	40	8	-	-
Semi-Trailers	2,341	37	-	203	-	-	501	127	94	3	5
Trailers	11,138	118	-	398	-	133	2,013	351	392	1	12
Other	168	5	-	8	-	-	39	23	11	-	-
<u>Special Purpose - Total</u>	<u>18,590</u>	<u>336</u>	<u>2</u>	<u>1,507</u>	<u>1</u>	<u>179</u>	<u>1,576</u>	<u>1,208</u>	<u>991</u>	<u>49</u>	<u>45</u>
Trucks	4,946	98	-	474	1	35	626	287	338	13	18
Truck Tractors	289	6	-	20	-	-	23	11	26	1	1
Semi-Trailers	4,684	92	-	244	-	15	304	362	256	12	3
Trailers	6,480	106	2	385	-	129	532	470	299	22	21
Aircraft Towing Tractors	2,187	34	-	384	-	-	91	75	72	1	2
Other	4	-	-	-	-	-	-	3	-	-	-
<u>Construction and Base</u>											
<u>Maintenance Equipment - Other -</u>											
<u>Total</u>	<u>562</u>	<u>9</u>	<u>-</u>	<u>58</u>	<u>-</u>	<u>-</u>	<u>29</u>	<u>26</u>	<u>54</u>	<u>4</u>	<u>-</u>
<u>Incompletely Processed Stock</u>											
<u>Number Vehicles - Total</u>	<u>-</u>	<u>-</u>	<u>-</u>	<u>-</u>	<u>-</u>	<u>-</u>	<u>-</u>	<u>-</u>	<u>-</u>	<u>-</u>	<u>-</u>

Source: Data Applications Division, Data Services Center, Comptroller of the Air Force

Contracted Operated Vehicle)

CONAC	HQ COMD USAF	MATS	OAR	PACAF	SAC	TAC	USAF A	USAF E	USAF SS	DESIGN AND APPLICATION
<u>1,993</u>	<u>2,521</u>	<u>7,843</u>	<u>208</u>	<u>10,871</u>	<u>30,805</u>	<u>7,231</u>	<u>314</u>	<u>14,741</u>	<u>1,584</u>	<u>TOTAL</u>
<u>1,074</u>	<u>2,279</u>	<u>5,018</u>	<u>108</u>	<u>7,259</u>	<u>22,215</u>	<u>4,199</u>	<u>275</u>	<u>9,510</u>	<u>1,000</u>	<u>COMMERCIAL DESIGN - TOTAL</u>
625	2,070	3,084	84	5,423	15,985	3,033	185	7,427	807	<u>General Purpose - Total</u>
179	1,542	634	16	990	3,280	525	51	1,604	207	Passenger Carrying
-	-	-	-	2	-	-	-	1	-	Motorcycles and Motorized Bikes
347	477	2,122	56	4,051	11,333	2,166	129	5,108	534	Trucks
97	51	278	10	365	1,305	337	5	700	64	Truck Tractors
2	-	50	2	15	45	1	-	12	2	Semi-Trailers
-	-	-	-	-	22	1	-	2	-	Other
<u>111</u>	<u>78</u>	<u>415</u>	<u>5</u>	<u>356</u>	<u>1,736</u>	<u>254</u>	<u>27</u>	<u>491</u>	<u>38</u>	<u>Special Purpose - Total</u>
32	22	323	3	191	840	165	13	214	23	Trucks
-	9	1	-	9	4	-	-	1	2	Trailers and Semi-Trailers
36	16	58	-	121	334	87	9	207	8	Sweepers
43	31	32	2	34	553	1	5	69	5	Snowplows
-	-	1	-	1	5	1	-	-	-	Other
<u>145</u>	<u>60</u>	<u>393</u>	<u>1</u>	<u>684</u>	<u>2,331</u>	<u>428</u>	<u>47</u>	<u>645</u>	<u>87</u>	<u>Construction and Base</u>
15	7	31	1	69	157	40	2	93	8	<u>Maintenance Equipment - Total</u>
82	40	265	-	393	1,575	256	24	319	33	Crane Shovels
4	2	9	-	10	86	1	-	37	3	Tractors
12	6	36	-	105	208	59	10	93	20	Loaders
-	-	-	-	-	2	-	-	1	-	Road Maintenance Equipment
8	1	15	-	57	67	11	1	36	12	Compressors
-	-	-	-	-	-	-	-	-	-	Mixing and Paving Equipment
24	4	37	-	50	236	61	10	66	11	Rock Crushing Equipment
<u>193</u>	<u>71</u>	<u>1,126</u>	<u>18</u>	<u>796</u>	<u>2,163</u>	<u>487</u>	<u>16</u>	<u>947</u>	<u>68</u>	<u>Other</u>
93	35	425	4	331	799	216	3	282	11	<u>Materials Handling Equipment -</u>
-	-	-	-	-	-	-	-	-	-	<u>Total</u>
90	31	673	14	454	1,233	258	13	654	56	Tractor, Warehouse
5	3	20	-	11	80	10	-	9	1	Truck, Fixed Platform
5	2	8	-	-	17	3	-	2	-	Truck, Forklift
-	-	-	-	-	-	-	-	-	-	Truck, Straddle Carry
-	-	-	-	-	-	-	-	-	-	Crane, Warehouse
-	-	-	-	-	-	-	-	-	-	Other
<u>919</u>	<u>242</u>	<u>2,825</u>	<u>100</u>	<u>3,612</u>	<u>8,590</u>	<u>3,032</u>	<u>39</u>	<u>5,231</u>	<u>584</u>	<u>MILITARY DESIGN - TOTAL</u>
<u>364</u>	<u>90</u>	<u>1,638</u>	<u>40</u>	<u>1,874</u>	<u>4,158</u>	<u>1,497</u>	<u>13</u>	<u>2,213</u>	<u>209</u>	<u>General Purpose - Total</u>
19	5	27	2	97	195	59	1	181	3	Passenger Carrying
-	6	55	17	474	98	249	-	315	9	Trucks
1	1	57	-	232	267	115	-	326	112	Truck Tractors
30	16	130	9	220	453	129	1	366	17	Semi-Trailers
314	60	1,361	12	835	3,136	935	11	1,006	50	Trailers
-	2	8	-	16	9	10	-	19	18	Other
<u>545</u>	<u>148</u>	<u>1,159</u>	<u>60</u>	<u>1,674</u>	<u>4,268</u>	<u>1,500</u>	<u>22</u>	<u>2,949</u>	<u>371</u>	<u>Special Purpose - Total</u>
116	46	197	12	374	1,228	322	9	699	53	Trucks
14	2	17	3	17	85	8	-	52	3	Truck Tractors
100	40	347	32	317	980	328	-	1,038	214	Semi-Trailers
228	25	383	13	763	1,544	626	13	818	101	Trailers
87	35	215	-	202	431	216	-	342	-	Aircraft Towing Tractors
-	-	-	-	1	-	-	-	-	-	Other
<u>10</u>	<u>4</u>	<u>28</u>	<u>-</u>	<u>64</u>	<u>164</u>	<u>35</u>	<u>4</u>	<u>69</u>	<u>4</u>	<u>Construction and Base</u>
-	-	-	-	-	-	-	-	-	-	<u>Maintenance Equipment - Other -</u>
-	-	-	-	-	-	-	-	-	-	<u>Total</u>
-	-	-	-	-	-	-	-	-	-	<u>Incompletely Processed Stock</u>
-	-	-	-	-	-	-	-	-	-	<u>Number Vehicles - Total</u>

MATERIEL

WAR READINESS MATERIEL

INTRODUCTION

Mechanization of War Readiness Materiel(WRM)reporting systems,World-wide,was initiated on 1 January 1962. The data on selected items of War Readiness Materiel included in this section are based on information submitted in accordance with Air Force Manual 67-1, Volume I, Part I, Chapter 14.

The tables provide summary data depicting pre-stockage of war consumables. Also included in this section are data on ammunition.

DEFINITIONS

WAR CONSUMABLES - Essential support items used in direct support of aircraft and personnel during wartime operation.

WAR READINESS MATERIEL (WRM) - Quantities of materiel necessary to assure immediate availability of resources to support the initial phase of approved Air Force war plans in the event of an emergency.

TABLE 62 - PRESTOCKAGE AND PER CENT OF REQUIREMENTS OF WAR READINESS MATERIEL (WRM) FOR
SELECTED ITEMS, WORLD-WIDE, SEMIANNUALLY - 15 OCT 1962 AND 15 JUN 1963

(Data in table below are overall totals of each item and do not reflect the status of specific types within each item)

WAR READINESS MATERIEL ITEM	UNIT OF MEASURE	15 October 1962		15 June 1963	
		Quantity On Hand	Per Cent Of Requirements	Quantity On Hand	Per Cent of Requirements ^s
<u>WAR CONSUMABLES</u>					
Auxiliary Fuel Tanks	Each	77,254	111	70,174	105
De-Icing Fluid	Gallons	857,747	96	873,723	80
Dropsondes	Each	3,572	151	4,834	103
Gaseous Oxygen	Cubic Feet	2,497,734	102	2,471,083	93
Hi-Density Kits	Each	134	99	135	100
Methyl Alcohol	Gallons	1,401,414	106	1,226,452	98
Photographic Chemicals					
Acetic Glaucal Acid	Gallons	50	96	25	24
Ammonium Chloride	Pounds	802	98	384	24
Powder Developer	5-Gal Package	399	70	269	24
Powder Hardener	5-Gal Package	1,994	91	755	24
Sodium Thiosulfatel	Pounds	19,968	86	10,920	24
Pylon Assemblies	Each	22,758	94	23,240	148
Subsistence: In Flight Packets	Each Unit	336,805	94	470,170	94
Window Material	Cartons	112,163	83	119,945	94
<u>AMMUNITION RELATED ITEMS (Selected)</u>					
Assisted Take Off (ATO) Racks	Each	9,131	107	9,194	142
Airborne Weapons (Guns)	Each	2,486	144	2,775	89
Airborne Weapons (Barrels)	Each	22,480	190	23,416	108

Source: Data Applications Division, Data Services Center, Comptroller of the Air Force

Downgraded at 3-Year Intervals:
Declassified After 12 Years
ODD Dir 5200.10

TABLE 63 - USAF SELECTED ITEMS OF AMMUNITION BY LOCATION, WORLD-WIDE, SEMIANNUALLY -
FY 1963

(Table below is a revision of Table 63, USAF Statistical Digest - FY 1962; see changes in captions and stub items. The geographic areas are more condensed than in previous years.)

ITEM	WORLD-WIDE TOTAL	CONTINENTAL US		OVERSEAS		
		Deployed	Depot Reserve	USAF a/	PACAF b/	Other c/
31 DECEMBER 1962						
<u>BOMB</u>						
Demolition 750 lb	402,863	3,227	308,415	50,591	32,883	7,747
CBU 1A/A	8,446	720	1,440	3,298	2,988	-
CBU 2/A	6,632	720	1,618	2,026	2,268	-
FIRE, BLU 1/B	15,827	624	-	8,525	6,678	-
FIRE, M116A2	20,460	2,004	1,501	6,869	9,891	195
<u>ROCKET</u>						
2.75" FFAR HEAT (Thous)	1,926	41	1,439	265	176	5
Launcher, LAU 3/A	9,131	2,357	-	5,058	1,716	-
<u>CARTRIDGE 20MM (Thous)</u>						
M-24A1 Gun (HEI)	4,023	1,861	35	1,261	170	696
M-39 Gun W/ML2	14,686	2,324	1,278	5,914	4,589	581
M-61 Gun W/ML4	3,845	1,674	339	1,634	198	-
<u>FALCON</u>						
GAR-1D	9,866	3,986	312	3,183	2,385	-
GAR-2/2A.	10,566	6,138	1,021	1,614	1,793	-
<u>BULLPUP</u>						
GAM-83	3,455	489	1,408	1,291	267	-
<u>SIDEWINDER</u>						
GAR-8	14,977	2,884	-	7,666	4,427	-
30 JUNE 1963						
<u>BOMB</u>						
Demolition 750 lb	403,428	3,034	306,636	53,776	32,713	7,269
CBU 1A/A	7,604	-	736	2,624	4,244	-
CBU 2/A	8,240	4	2,680	1,956	3,600	-
FIRE, BLU 1/B	17,059	294	-	9,639	7,126	-
FIRE, M116A2	23,627	2,935	5,177	5,695	9,532	288
<u>ROCKET</u>						
2.75" FFAR HEAT (Thous)	1,804	53	1,419	147	180	5
Launcher, LAU 3/A	9,295	2,921	-	4,460	1,914	-
<u>CARTRIDGE 20MM (Thous)</u>						
M-24A1 Gun (HEI)	4,310	1,820	469	1,039	303	679
M-39 Gun W/ML2	16,192	2,299	1,300	6,916	5,103	574
M-61 Gun W/ML4	5,424	1,042	1,348	2,455	579	-
<u>FALCON</u>						
GAR-1D	9,603	3,964	265	3,037	2,363	-
GAR-2/2A.	9,840	5,312	1,136	1,511	1,881	-
<u>BULLPUP</u>						
GAM-83	8,747	5,670	362	2,457	258	-
<u>SIDEWINDER</u>						
GAR-8	14,327	2,833	-	7,276	4,218	-

a/ Includes United Kingdom, Europe and the Mediterranean.

b/ Includes Hawaii.

c/ Consists of Canadian Bases, Greenland, Alaska, Bermuda and the Azores.

The following definitions apply to abbreviations used above:

FFAR - Folding Fin Aircraft Rocket

HE - High Explosive

HEAT - High Explosive Antitank

HEI - High Explosive Incendiary

GAR - Guided Aircraft Rocket

GAM - Guided Aircraft Missile

Source: Data Applications Division, Data Services Center, Comptroller of the Air Force; Atomic Energy and Armament Division, Directorate of Supply and Services, Deputy Chief of Staff, Systems and Logistics.

Downgraded at 3-Year Intervals:
Declassified After 12 Years
DOD Dir 5200.10

MATERIEL (CONTINUED)

163

AIR FORCE EQUIPMENT MANAGEMENT SYSTEM (AFEMS)

INTRODUCTION

The tables included in this section provide summary monetary data on the Air Force Equipment Authorization Inventory portion of the USAF Equipment Management System (AFEMS). These data have been summarized from the Monetary Report of AF Equipment Authorization Inventory Data (E-AID), RCS: 4-AF-S106 submitted by each major air command. The directives governing the system are CEMO/BEMO Brochure, subject: AF Equipment Management System, 1 June 1962, and Volume VII, of the Air Force Supply Manual 67-1, and Volume III, Part 19 of the Air Force Manual 171-14. However, Chapter 4, Part one, Volume IV, AFM 67-1, 19 August 1963 replaced Volume VII, AFM 67-1.

DEFINITIONS

AUTHORIZATION - A validated requirement established in accordance with current directives for a specific item in a stated quantity for entry in the appropriate column of the E-AID.

BASE EQUIPMENT MANAGEMENT OFFICE (BEMO) - The organization at each base which has responsibility for management of the base equipment program.

COMMAND EQUIPMENT MANAGEMENT OFFICE (CEMO) - The command organization responsible for management of the command equipping program.

EQUIPMENT AUTHORIZATION INVENTORY DATA (E-AID) - This record reflects authorization, in use/in place, substitutes, custody receipts, and due-in quantities. (Replaces Unit Authorization List, Materiel Readiness Authorization List, and certain other accountable records.)

IN-PLACE EQUIPMENT - Equipment which is physically placed at specific locations in support of wartime additive mission.

IN-USE EQUIPMENT - Equipment in the possession of the unit or the organization and accounted for on the unit property records. This includes items actually in the hands of the unit regardless of condition.

JOINT-USE EQUIPMENT (JUE) - Equipment which can be utilized to meet an existing organization's mission and a wartime additive mission.

MOBILITY EQUIPMENT (ME) - Items and quantities of equipment required to be moved with, or concurrently with, the combat or support type unit upon deployment to a programmed emergency or wartime station.

ORGANIZATIONAL EQUIPMENT - All non-expendable items authorized to or on hand in an organization or base to support its mission (peace and war), except those equipment items listed in paragraph 3a, Chapter 4, Part One, Volume IV, AFM 67-1. Organizational equipment is divided into four types - Mobility Equipment, Support Equipment, Joint-Use Equipment, and War Readiness Materiel Equipment.

SUPPORT EQUIPMENT (SE) - Those items of organizational equipment required for the support of units not scheduled for physical movement to combat or support positions in the event of emergency or wartime situations. They also augment mobility equipment authorized for those combat and support type units.

WAR READINESS MATERIEL (WRM) EQUIPMENT - Items and quantities of equipment required in addition to Mobility and Joint Use Equipment to completely support a wartime additive mission.

TABLE 64 - MONETARY VALUE OF USAF EQUIPMENT AUTHORIZED AND IN USE / IN PLACE,
BY COMMAND, WORLD-WIDE - 15 OCTOBER 1962

(See Introduction to this section for changes in title and caption)

COMMAND	AIR FORCE EQUIPMENT				
	Authorized		In-Use/In-Place		Per Cent of Value In-Use To Value Authorized
	Dollar Value (Thousands)	Per Cent of Total	Dollar Value (Thousands)	Per Cent of Total	
<u>TOTAL</u>	\$ 5,326,748	100.0	\$ 4,720,071	100.0	88.6
Aeronautical Chart and Information Center . .	4,953	.1	4,032	.1	81.4
Air Defense Command	374,241	7.0	397,619	8.4	106.2
Air Force Accounting and Finance Center . .	1,689	a/	1,654	a/	97.9
Air Force Communications Service	56,784	1.1	43,068	.9	75.8
Air Force Logistics Command	457,732	8.6	392,405	8.3	85.7
Air Force Systems Command	307,479	5.8	321,067	6.8	104.4
Air Training Command	569,377	10.7	531,351	11.3	93.3
Air University	14,645	.3	13,858	.3	94.6
Alaskan Air Command	58,453	1.1	53,335	1.1	91.2
Caribbean Air Command	10,168	.2	8,192	.2	80.6
Continental Air Command	71,600	1.3	55,988	1.2	78.2
Headquarters Command, USAF	28,682	.5	25,795	.5	89.9
Headquarters USAF	-	-	-	-	-
Military Air Transport Service	285,762	5.4	215,610	4.6	75.5
Office of Aerospace Research	40,942	.8	40,880	.9	99.8
Pacific Air Forces	258,831	4.9	173,821	3.7	67.2
Strategic Air Command	1,989,301	37.3	1,799,892	38.1	90.5
Tactical Air Command	230,541	4.3	187,299	4.0	81.2
USAF Academy	16,608	.3	15,927	.3	95.9
U S Air Forces in Europe	491,359	9.2	391,329	8.3	79.6
USAF Security Service	57,601	1.1	46,949	1.0	81.5

a/ Less than .1 per cent.

Source: Data Applications Division, Data Services Center, Comptroller of the Air Force.

TABLE 65 - MONETARY VALUE OF MOBILITY EQUIPMENT (ME) BY COMMAND, WORLD-WIDE -
15 OCTOBER 1962

(See Introduction to this section for changes in title and caption)

COMMAND	MOBILITY EQUIPMENT				Per Cent Of Value In-Use To Value Authorized
	Authorized		In-Use		
	Dollar Value (Thousands)	Per Cent of Total	Dollar Value (Thousands)	Per Cent of Total	
<u>TOTAL</u>	\$ 390,126	100.0	\$ 272,299	100.0	69.8
Aeronautical Chart and Information Center . .	3,958	1.0	3,260	1.2	82.4
Air Defense Command	4,349	1.1	4,809	1.8	110.6
Air Force Accounting and Finance Center . . .	-	-	-	-	-
Air Force Communications Service	32,815	8.4	21,545	7.9	65.7
Air Force Logistics Command	27,144	7.0	21,559	7.9	79.4
Air Force Systems Command	-	-	-	-	-
Air Training Command	445	.1	441	.2	99.1
Air University	-	-	-	-	-
Alaskan Air Command	42	a/	42	a/	100.0
Caribbean Air Command	39	a/	36	a/	92.3
Continental Air Command	30,942	7.9	19,019	7.0	61.5
Headquarters Command, USAF	-	-	-	-	-
Headquarters USAF	-	-	-	-	-
Military Air Transport Service	21,393	5.5	15,210	5.6	71.1
Office of Aerospace Research	-	-	-	-	-
Pacific Air Forces	56,606	14.5	44,919	16.5	79.4
Strategic Air Command	689	.2	568	.2	82.4
Tactical Air Command	94,467	24.2	46,611	17.1	49.3
USAF Academy	-	-	-	-	-
US Air Forces in Europe	109,269	28.0	86,097	31.6	78.8
USAF Security Service	7,968	2.1	8,183	3.0	102.7

a/ Less than .1 per cent.

Source: Data Applications Division, Data Services Center, Comptroller of the Air Force.

TABLE 66 - MONETARY VALUE OF SUPPORT EQUIPMENT (SE) BY COMMAND, WORLD-WIDE -
15 OCTOBER 1962

(See Introduction to this section for changes in title and caption)

COMMAND	SUPPORT EQUIPMENT				
	Authorized		In-Use		Per Cent of Value In-Use To Value Authorized
	Dollar Value (Thousands)	Per Cent Of Total	Dollar Value (Thousands)	Per Cent of Total	
<u>TOTAL</u>	\$ <u>4,830,417</u>	<u>100.0</u>	\$ <u>4,381,743</u>	<u>100.0</u>	<u>91.2</u>
Aeronautical Chart and Information Center	995	a/	772	a/	77.6
Air Defense Command	369,118	7.7	392,167	9.0	106.2
Air Force Accounting and Finance Center	1,689	a/	1,654	a/	97.9
Air Force Communications Service	23,969	.5	21,523	.5	89.8
Air Force Logistics Command	430,574	8.9	370,832	8.5	86.1
Air Force Systems Command	307,479	6.4	321,067	7.3	104.4
Air Training Command	568,932	11.8	530,910	12.1	93.3
Air University	14,645	.3	13,858	.3	94.6
Alaskan Air Command	55,855	1.2	52,151	1.2	93.4
Caribbean Air Command	8,443	.2	7,206	.2	85.3
Continental Air Command	40,533	.8	36,848	.8	90.9
Headquarters Command, USAF	28,682	.6	25,795	.6	89.9
Headquarters USAF	-	-	-	-	-
Military Air Transport Service	256,677	5.3	195,230	4.5	76.1
Office of Aerospace Research	40,942	.8	40,880	.9	99.8
Pacific Air Forces	186,942	3.9	117,810	2.7	63.0
Strategic Air Command	1,946,469	40.3	1,766,632	40.3	90.8
Tactical Air Command	133,431	2.8	139,997	3.2	104.9
USAF Academy	16,608	.3	15,927	.4	95.9
U S Air Forces in Europe	348,801	7.2	291,718	6.6	83.6
USAF Security Service	49,633	1.0	38,766	.9	78.1

a/ Less than .1 per cent.

Source: Data Applications Division, Data Services Center, Comptroller of the Air Force.

TABLE 67 - MONETARY VALUE OF JOINT USE (JU) EQUIPMENT BY COMMAND, WORLD-WIDE -
15 OCTOBER 1962

(Table below is a new table)

COMMAND	JOINT USE EQUIPMENT				
	Authorized		In-Use		Per Cent Of Value In-Use To Value Authorized
	Dollar Value (Thousands)	Per Cent Of Total	Dollar Value (Thousands)	Per Cent Of Total	
<u>TOTAL</u>	\$ <u>50,648</u>	<u>100.0</u>	\$ <u>41,729</u>	<u>100.0</u>	<u>82.4</u>
Aeronautical Chart and Information Center	-	-	-	-	-
Air Defense Command	330	.6	411	1.0	124.5
Air Force Accounting and Finance Center	-	-	-	-	-
Air Force Communications Service	-	-	-	-	-
Air Force Logistics Command	-	-	-	-	-
Air Force Systems Command	-	-	-	-	-
Air Training Command	-	-	-	-	-
Air University	-	-	-	-	-
Alaskan Air Command	1,141	2.3	1,130	2.7	99.0
Caribbean Air Command	394	.8	470	1.1	119.3
Continental Air Command	-	-	-	-	-
Headquarters Command, USAF	-	-	-	-	-
Headquarters USAF	-	-	-	-	-
Military Air Transport Service	3,431	6.8	2,787	6.8	81.2
Office of Aerospace Research	-	-	-	-	-
Pacific Air Forces	3,458	6.8	3,568	8.5	103.2
Strategic Air Command	38,455	75.9	29,938	71.7	77.9
Tactical Air Command	-	-	-	-	-
USAF Academy	-	-	-	-	-
US Air Forces in Europe	3,439	6.8	3,425	8.2	99.6
USAF Security Service	-	-	-	-	-

Source: Data Applications Division, Data Services Center, Comptroller of the Air Force.

TABLE 68 - MONETARY VALUE OF WAR READINESS MATERIEL (WRM) EQUIPMENT BY COMMAND,
WORLD-WIDE - 15 OCTOBER 1962

(Table below is a new table)

COMMAND	WAR READINESS MATERIEL EQUIPMENT				
	Authorized		In Place		Per Cent Of Value In Place To Value Authorized
	Dollar Value (Thousands)	Per Cent Of Total	Dollar Value (Thousands)	Per Cent Of Total	
<u>TOTAL</u>	\$ 55,557	100.0	\$ 24,300	100.0	43.7
Aeronautical Chart and Information Center . .	-	-	-	-	-
Air Defense Command	444	.8	232	1.0	52.3
Air Force Accounting and Finance Center . . .	-	-	-	-	-
Air Force Communications Service	-	-	-	-	-
Air Force Logistics Command	14	a/	14	.1	100.0
Air Force Systems Command	-	-	-	-	-
Air Training Command	-	-	-	-	-
Air University	-	-	-	-	-
Alaskan Air Command	1,415	2.6	12	a/	0.8
Caribbean Air Command	1,292	2.3	480	2.0	37.2
Continental Air Command	125	.2	121	.5	96.8
Headquarters Command, USAF	-	-	-	-	-
Headquarters USAF	-	-	-	-	-
Military Air Transport Service	4,261	7.7	2,383	9.8	55.9
Office of Aerospace Research	-	-	-	-	-
Pacific Air Forces	11,825	21.3	7,524	31.0	63.6
Strategic Air Command	3,688	6.6	2,754	11.3	74.7
Tactical Air Command	2,643	4.8	691	2.8	26.1
USAF Academy	-	-	-	-	-
US Air Forces in Europe	29,850	53.7	10,089	41.5	33.8
USAF Security Service	-	-	-	-	-

a/ Less than .1 per cent.

Source: Data Applications Division, Data Services Center, Comptroller of the Air Force.

MACHINE TOOLS

INTRODUCTION

The tables in this section provide summary data on the status of the inventory and acquisition cost of USAF Machine Tools as required by AFR 78-16, dated, 17 April 1959.

Machine tools are referred to as that production equipment listed in the Federal Catalog under commodity codes 3411-3419 and 3441-3449 with an acquisition cost of more than \$500.

DEFINITIONS

INDUSTRIAL SUPPLY (ACTIVE AND INACTIVE) - Air Force owned tools in the hands of contractors or being held to fulfill future contractor requirements. Tools in use for production or for research and development are designated active; tools not in use are termed inactive. The inactive include tools held in general reserve in storage sites, stored in contractors' plants, and those declared excess to requirements that are in storage awaiting disposal.

MILITARY SUPPLY (ACTIVE AND INACTIVE) - Air Force owned tools in the hands of base installation engineers, base maintenance activities including aircraft and equipment, depot maintenance, or held in general reserve in Air Force Logistics Command (AFLC) storage sites. Tools in use in maintenance, rebuild, and repair at base or depot levels are designated active. Tools not in use include those in AFLC storage sites and those excess to Air Force requirements that are in storage awaiting disposal.

MISCELLANEOUS MACHINE TOOLS - Includes polishing and buffing, shaping, honing, lapping, cutoff machines, etc.

TABLE 69 — USAF-OWNED MACHINE TOOLS AT MILITARY AND INDUSTRIAL INSTALLATIONS — 30 JUN 1963

(Table below is a revision and combination of Tables 67 and 68 as reported in FY 1962 USAF Statistical Digest)

MACHINE TOOL BY TYPE	QUANTITY (ACTIVE AND INACTIVE)			VALUE (ACQUISITION COST) • (In Thousands of Dollars)		
	TOTAL	MILITARY SUPPLY	INDUSTRIAL SUPPLY	TOTAL	MILITARY SUPPLY	INDUSTRIAL SUPPLY
<u>TOTAL</u>	<u>67,569</u>	<u>10,922</u>	<u>56,647</u>	<u>881,134</u>	<u>61,600</u>	<u>819,534</u>
METAL CUTTING MACHINES						
TOTAL	53,486	8,048	45,438	686,642	52,826	633,816
Boring Machines	3,220	151	3,069	124,424	4,990	119,434
Broaching Machines	495	4	491	12,837	34	12,803
Drilling Machine	7,638	1,223	6,415	38,875	3,451	35,424
Gear Cutting and Finishing Machines .	1,050	-	1,060	17,300	-	17,300
Grinding Machines	9,668	1,224	8,444	101,044	10,048	90,996
Lathes	10,989	2,014	8,975	126,896	14,141	112,755
Milling Machines	9,064	1,121	7,943	213,089	12,591	200,498
Planers	141	17	124	6,927	636	6,291
Miscellaneous Machine Tools	11,211	2,294	8,917	45,250	6,935	38,315
METAL FORMING MACHINES						
<u>TOTAL</u>	<u>14,083</u>	<u>2,874</u>	<u>11,209</u>	<u>194,492</u>	<u>8,774</u>	<u>185,718</u>
Bending and Forming Machines	5,417	1,138	4,279	21,471	2,775	18,696
Hydraulic and Pneumatic Presses, Power Driven	1,159	137	1,022	110,347	1,254	109,093
Mechanical Presses, Power Driven . .	1,309	67	1,242	29,718	209	29,509
Manual Presses	1,144	390	754	947	295	652
Punching and Sheering Machines	2,905	828	2,077	10,903	3,122	7,781
Forging Machinery and Hammers	522	85	437	12,145	592	11,553
Wire and Metal Ribbon Forming Machines	81	11	70	320	21	299
Riveting Machines	1,333	197	1,136	5,456	464	4,992
Miscellaneous Secondary Metal Forming and Cutting Machines	213	21	192	3,185	42	3,143

Source: Data Applications Division, Data Services Center, Comptroller of the Air Force.

MATERIEL (CONTINUED)**STATUS OF THE STRATEGIC AND CRITICAL
MATERIALS STOCKPILING PROGRAM**

The tables included in this section provide data on the Strategic and Critical Materials Stockpiling Program for Fiscal Year 1963. The information on this subject covers the availability of storage space, its utilization by depot, and the tonnage occupying such space.

TABLE 70 - STATUS OF THE STRATEGIC AND CRITICAL MATERIALS STOCKPILING PROGRAM BY DEPOT,
BY MATERIAL - 30 JUN 1963

MATERIAL	DEPOT	STORAGE SPACE IN SQUARE FEET						TOTAL TONS ON HAND
		Allocated By Dept of Air Force		Occupied By Strategic Materials		Balance Available		
		Warehouse	Open	Warehouse	Open	Ware- house	Open	
<u>TOTAL</u>		<u>294,500</u>	<u>2,088,000</u>	<u>270,000</u>	<u>2,028,000</u>	<u>24,500</u>	<u>60,000</u>	<u>903,898</u>
Aluminum	Marietta, Pa	-	79,000	-	79,000	-	-	16,392
	Mira Loma, Calif	-	111,000	-	111,000	-	-	19,914
Antimony Metal	Rome, New York	3,900	9,000	3,900	9,000	-	-	2,797
	San Antonio, Tex	-	7,000	-	7,000	-	-	1,600
Bauxite	Mira Loma, Calif	-	25,000	-	25,000	-	-	9,887
Beryllium Ore	Marietta, Pa	-	44,000	-	44,000	-	-	9,881
	Rome, New York	400	-	400	-	-	-	15
Brass	Rome, New York	1,200	4,000	1,200	4,000	-	-	1,745
Celestite	Marietta, Pa	-	69,000	-	69,000	-	-	13,646
Chrome Metallurgical Ore . .	Marietta, Pa	-	443,000	-	443,000	-	-	215,815
Chrome Refractory Ore . . .	Marietta, Pa	-	103,000	-	103,000	-	-	74,747
Cobalt	Mira Loma, Calif	3,000	-	3,000	-	-	-	585
	Rome, New York	-	-	-	-	-	-	0.27
Copper	Rome, New York	-	262,000	-	262,000	-	-	109,928
	Mira Loma, Calif	-	8,000	-	8,000	-	-	1,452
Copper-Cakes, Slabs, Billets Ingots, Ingot Bars	Terre Haute, Ind	700	-	700	-	-	-	326
Feathers and Down	Mira Loma, Calif	20,200	-	20,200	-	-	-	224
Ferromolybdenum	Mira Loma, Calif	300	-	300	-	-	-	60
	Terre Haute, Ind	1,000	-	1,000	-	-	-	316
Fluorspar Metallurgical Ore	Marietta, Pa.	-	113,000	-	113,000	-	-	26,493
	Terre Haute, Ind	-	55,000	-	55,000	-	-	16,815
Graphite	Rome, New York	16,200	-	9,000	-	7,200	-	1,175
Iodine	Mira Loma, Calif	3,600	-	3,600	-	-	-	275
Lead	Marietta, Calif	-	45,000	-	45,000	-	-	25,650
	Mira Loma, Calif	-	8,000	-	8,000	-	-	3,340
	Rome, New York	-	21,000	-	21,000	-	-	10,090
Manganese Battery	Marietta, Pa	-	149,000	-	149,000	-	-	53,637
Manganese Metallurgical Ore	Marietta, Pa	-	290,000	-	290,000	-	-	183,553
Manganese Ore Type B, Chemical	Marietta, Pa	-	4,000	-	4,000	-	-	106
Manganese Ferro	Mira Loma, Calif	-	60,000	-	-	-	60,000	-
Magnesium	San Antonio, Tex	-	29,000	-	29,000	-	-	2,396

DOWNGRADED AT 3 YEAR INTERVALS;
DECLASSIFIED AFTER 12 YEARS.
DOD DIR. 5200.10

TABLE 70 - STATUS OF STRATEGIC AND CRITICAL MATERIALS STOCKPILING PROGRAM BY DEPOT,
BY MATERIAL - 30 JUN 1963 (CONTINUED)

MATERIAL	DEPOT	STORAGE SPACE IN SQUARE FEET						TOTAL TONS ON HAND
		Allocated By Dept of Air Force		Occupied By Strategic Materials		Balance Available		
		Warehouse	Open	Warehouse	Open	Ware- house	Open	
Mercury	Terre Haute, Ind	3,300	-	3,300	-	-	-	537
	Rome, New York	2,000	-	-	-	2,000	-	-
Mercury Flasks	Terre Haute, Ind	100	-	100	-	-	-	a/3,935
Mica	Rome, New York	48,000	-	32,700	-	15,300	-	3,493
	Terre Haute, Ind	23,000	-	23,000	-	-	-	2,781
Nickel	Mira Loma, Calif	100	-	100	-	-	-	14
Nickel Oxide	Rome, New York	13,200	-	13,200	-	-	-	2,273
Quebracho	Mira Loma, Calif	1,000	-	1,000	-	-	-	163
Rubber	Mira Loma, Calif	68,300	-	68,300	-	-	-	3,423
Talcum (Tank)	Marietta, Pa	2,000	-	2,000	-	-	-	1,511
Titanium Sponge	Mira Loma, Calif	2,200	-	2,200	-	-	-	104
Tungsten	Rome, New York	61,300	-	61,300	-	-	-	21,469
	Terre Haute, Ind	19,300	-	19,300	-	-	-	6,127
	Mira Loma, Calif	200	-	200	-	-	-	60
Zinc	Marietta, Pa	-	104,000	-	104,000	-	-	42,725
	Mira Loma, Calif	-	46,000	-	46,000	-	-	16,358

a/ Flasks. Not included in tonnage total.

Source: Data Applications Division, Data Services Center, Comptroller of the Air Force

DOWNGRADED AT 3 YEAR INTERVALS;
DECLASSIFIED AFTER 12 YEARS.
DOD DIR. 5200.10

TABLE 71 - STATUS OF THE STRATEGIC AND CRITICAL MATERIALS STOCKPILING PROGRAM, BY DEPOT -
30 JUN 1963

DEPOT	STORAGE SPACE IN SQUARE FEET						TOTAL TONS ON HAND
	Allocated by Dept of Air Force		Occupied by Strategic Materials		Balance Available		
	Warehouse	Open	Warehouse	Open	Ware- house	Open	
<u>TOTAL</u>	<u>294,500</u>	<u>2,088,000</u>	<u>270,000</u>	<u>2,028,000</u>	<u>24,500</u>	<u>60,000</u>	<u>903,898</u>
Air Force Storage Site #7, Terre Haute, Ind	47,400	55,000	47,400	55,000	-	-	26,902
San Antonio Air Force Depot, Tex	-	36,000	-	36,000	-	-	3,996
Marietta Air Force Station, Pa.	2,000	1,443,000	2,000	1,443,000	-	-	664,156
Mira Loma Air Force Station, Calif.	98,900	258,000	98,900	198,000		60,000	55,859
Rome Air Force Depot, NY	146,200	296,000	121,700	296,000	24,500	-	152,985

Source: Data Applications Division, Data Services Center, Comptroller of the Air Force.

Downgraded at 3-Year Intervals:
Declassified After 12 Years
DOD Dir 5200.10

MATERIEL (CONTINUED)

175

SURPLUS AND EXCESS MATERIEL

INTRODUCTION

The primary objective of the USAF Disposal Program is to remove inactive, obsolete, and nonrequired personal property from active Air Force inventories in a timely and efficient manner. This is accomplished through redistribution and/or marketing procedures as set forth in Volume XIII, AFM 67-1.

The dollar value at which materiel is carried on inventory records is for monetary accounting purposes. It may or may not be based upon the original acquisition cost and can be estimated if not available. This is not an appraised value.

Statistics included herein have been compiled from Excess and Surplus Property Reports, RCS: DD-S&L(Q)369. (Air Force source, Excess and Surplus Property Report, RCS: AF-S57, and Scrap and Waste Report, RCS: (AF-S13).

DEFINITIONS

DISPOSAL - The redistribution of AF excess and the disposition of surplus property (including scrap) by transfer, donation, sale, destruction, and abandonment.

DONABLE PROPERTY - Surplus equipment, materials, books, or other surplus including surplus property in working capital funds, stock fund items, or similar management funds.

EXCESS PROPERTY - Any property under the control of any federal agency which is not required for its needs and the discharge of its responsibilities.

PERSONAL PROPERTY - Property of any kind (equipment, supplies, etc.) or any interest therein, acquired by the Air Force. Excludes real property and records of the Federal Government.

SCRAP - Personal property, other than waste, which has no reasonable prospect of sale, or which appears to have no market value other than its basic material content.

SURPLUS PROPERTY - Personal property which, through screening or other means, has been determined to be in excess to all federal agency requirements.

TABLE 72 - EXCESS AND SURPLUS PROPERTY ACTIVITY, DISPOSALS VS EXCESS, AND SURPLUS ON HAND,
WORLD-WIDE - DURING FY 1963

(Dollars are in Millions; figures in parentheses are not included in totals)


ACTIVITY	WORLD-WIDE	UNITED STATES AND PUERTO RICO	OVERSEAS
	FY 1963		
<u>ON HAND (30 June 1962) - TOTAL</u>	<u>\$ 745.4</u>	<u>\$ 701.8</u>	<u>\$ 43.6</u>
<u>GENERATED - TOTAL</u>	<u>2,423.1</u>	<u>2,156.1</u>	<u>267.0</u>
<u>DISPOSAL - TOTAL</u>	<u>1,970.5</u>	<u>1,702.6</u>	<u>267.9</u>
Utilized by Air Force	272.8	258.1	14.7
Transferred to Department of Defense and Federal Agencies	92.6	74.3	18.3
Sales to Foreign Governments	2.0	1.4	.6
<u>Sales to Foreign Governments Proceed - Total.</u>	<u>(\$.2)</u>	<u>(\$.1)</u>	<u>(\$.1)</u>
Donations	91.5	91.3	.2
Salvage and Usable Sold	297.2	256.1	41.1
<u>Salvage and Usable Sold Proceed - Total</u> . . .	<u>(\$ 13.3)</u>	<u>(\$ 9.8)</u>	<u>(\$ 3.5)</u>
Expended to Scrap	1,205.2	1,013.5	191.7
Abandoned	8.0	7.0	1.0
Other Dispositions	1.2	.9	.3
<u>ON HAND (30 June 1963) - TOTAL</u>	<u>1,198.0</u>	<u>1,155.3</u>	<u>42.7</u>
	SCRAP DISPOSALS		
<u>SCRAP SOLD (Tons) - TOTAL</u>	<u>213,783</u>	<u>148,819</u>	<u>64,964</u>
<u>SCRAP SOLD PROCEED - TOTAL</u>	<u>(\$ 8.0)</u>	<u>(\$ 6.2)</u>	<u>(\$ 1.8)</u>
<u>SCRAP ON HAND (Tons) 30 June 1963 - TOTAL</u> . . .	<u>58,947</u>	<u>48,541</u>	<u>10,406</u>

Source: Data Applications Division, Data Services Center, Comptroller of the Air Force

Transportation

TRANSPORTATION

PART V



TRANSPORTATION

INTRODUCTION

The data included in this section represent the actual movement of people and things world-wide.

Military Air Transport Service (MATS) data shown herein represent movement by the MATS Industrial Fund of traffic for all services and to a minor extent for other agencies. The MATS Industrial Fund began operation at the beginning of Fiscal Year 1960.

Ocean Transportation as shown herein represents all traffic arranged for by the Military Sea Transportation Service (MSTS) on the following types of ships:

- CARGO - (1) MSTS Ships: MSTS operated passenger and cargo vessels and MSTS contractor operated vessels.
- (2) Commercial ships on time or voyage charter, shipping contract, and berth term.
 - (3) Maritime administration ships.
 - (4) Navy ships.

PASSENGER - MSTS nucleus passenger ships, contract space on commercial vessels, and space on cargo vessels as required.

Tables reflecting movements out of AF Continental US (CONUS) installations via commercial transportation refer to traffic where movement is accomplished by a bill of lading or a transportation request. Data as shown herein include movements by Air Force for other services and do not include movements for the Air Force by other services. Data are for the period in which traffic moved rather than for the period of payment for transportation service.

DEFINITIONS

LONG TON - 2,240 pounds.

MEASUREMENT TON (M/T) - Unit of volume displacing 40 cubic feet of space.

SPACE AVAILABLE TRAVEL - Space which is surplus after all space required traffic has been accommodated and which would otherwise be unused.

SPACE REQUIRED TRAVEL - Transportation space against which a requirement was accepted and an assignment made.

TABLE 73 - MILITARY AIR TRANSPORT SERVICE (MATS) SELECTED TRANSPORT OPERATIONS OF THE SINGLE MANAGER OPERATING AGENCY BY USER - FY 1963

(Table below shows movements by industrial fund aircraft and movements out of MATS aerial ports by non-industrial fund aircraft)

TYPE OF OPERATION	AIRLIFT SERVICE PROVIDED FOR				
	Total	US Army	US Navy	Air Force	Other
<u>CHANNEL TRAFFIC SPACE ASSIGNED (In Thousands)</u>					
Cargo (Tons) a/	196.0	42.0	28.7	125.3	-
Passengers (Number)	1,263.9	464.8	237.2	561.9	-
<u>CHANNEL TRAFFIC TONS AIRLIFTED (In Thousands) - TOTAL</u>	<u>313.0</u>	<u>89.1</u>	<u>49.1</u>	<u>174.8</u>	-
Cargo a/	184.4	41.4	25.4	117.6	-
Passengers and Patients	128.6	47.7	23.7	57.2	-
<u>CHANNEL PASSENGERS/PATIENTS AIRLIFTED (In Thousands) - TOTAL</u>	<u>1,157.7</u>	<u>429.5</u>	<u>213.3</u>	<u>514.9</u>	-
Military	651.6	234.5	145.7	271.4	-
Civilian	506.1	195.0	67.6	243.5	-
<u>SPECIAL ASSIGNMENT AIRLIFT TON MILES OF CAPABILITY (Millions) - TOTAL</u>	<u>646.3</u>	<u>165.9</u>	<u>87.0</u>	<u>330.3</u>	<u>63.1</u>
<u>SPECIAL AIR MISSION (1254 ATW) PASSENGERS AIRLIFTED (In Thousands) - TOTAL</u>	<u>15.8</u>	-	-	<u>15.8</u>	-
<u>SPACE AVAILABLE PASSENGERS AIRLIFTED (In Thousands) - TOTAL</u>	<u>154.5</u>	<u>47.7</u>	<u>39.9</u>	<u>66.9</u>	-

a/ Includes mail carried on aircraft under operational control of MATS.

Source: Data Applications Division, Data Services Center, Comptroller of the Air Force

TABLE 74 - MILITARY AIR TRANSPORT SERVICE (MATS) SELECTED TRANSPORT OPERATIONS OF THE SINGLE MANAGER OPERATING AGENCY BY ACTIVITY - FY 1963

TYPE OF OPERATION	AIRLIFT SERVICES PERFORMED BY					
	Total	Strategic Airlift Force	Special Air Missions (1254 ATW)	Domestic Aeromed Evac ConUS	Other Mili- tary Units	Com- mer- cial
<u>CHANNEL TRAFFIC SPACE ASSIGNED (Thousands)</u>						
Cargo (Tons) a/	196.0	b/	-	-	-	b/
Passengers (Number)	1,263.9	b/	-	-	-	b/
<u>CHANNEL TRAFFIC TONS AIRLIFTED (Thousands) - TOTAL</u>	<u>313.0</u>	<u>148.8</u>	-	-	9.8	<u>154.4</u>
Cargo a/	184.4	106.2	-	-	9.1	69.1
Passengers and Patients	128.6	42.6	-	-	.7	85.3
<u>CHANNEL PASSENGERS/PATIENTS AIRLIFTED (Thousands) - TOTAL</u>	<u>1,157.7</u>	<u>383.2</u>	-	-	6.3	<u>768.2</u>
Military	651.6	249.2	-	-	4.0	398.4
Civilian	506.1	134.0	-	-	2.3	369.8
<u>CHANNEL TRAFFIC TON MILES FLOWN (Millions) - TOTAL</u>	<u>1,127.6</u>	<u>510.8</u>	-	-	21.9	<u>594.9</u>
Cargo	667.1	362.6	-	-	21.1	283.4
Passengers and Patients	460.5	148.2	-	-	.8	311.5
<u>SPECIAL ASSIGNMENT AIRLIFT TON MILES OF CAPABILITY (Millions)</u>	<u>646.3</u>	<u>644.7</u>	1.6	-	-	-
<u>SPECIAL AIR MISSION (1254 ATW) PASSENGERS AIRLIFTED (Thousands) - TOTAL</u>	<u>15.8</u>	-	<u>15.8</u>	-	-	-
<u>DOMESTIC AEROMEDICAL PATIENTS AIRLIFTED (Thousands) - TOTAL</u>	<u>31.8</u>	-	-	<u>31.8</u>	-	-
<u>SPACE AVAILABLE PASSENGERS AIRLIFTED (Thousands) - TOTAL</u>	<u>154.5</u>	<u>79.4</u>	-	-	1.4	<u>73.7</u>

a/ Includes mail carried on aircraft under operational control of MATS.

b/ Breakout between air transport and commercial not available.

Source: Data Applications Division, Data Services Center, Comptroller of the Air Force

TABLE 75 - MILITARY AIR TRANSPORT AIRLIFT SERVICE, INDUSTRIAL FUND AIRCRAFT, AND FLYING HOUR DATA - FY 1963

TYPE BY FORCE	ASSIGNED AIRCRAFT AS OF 30 JUNE 1963	HOURS FLOWN DURING FY 1963			
		Total	Ferry, Test, and Other	Training	Transport
<u>TOTAL</u>	<u>585</u>	<u>702,535</u>	<u>11,108</u>	<u>102,620</u>	<u>588,807</u>
<u>Transport Units - Total</u>	<u>422</u>	<u>567,658</u>	<u>7,770</u>	<u>83,052</u>	<u>476,836</u>
C-97 ^{a/}	-	10,263	129	1,887	8,247
C-118	98	144,645	1,919	15,439	127,287
C-121	27	52,643	1,021	6,642	44,980
C-124	166	214,934	2,464	28,148	184,322
C-130	45	22,797	336	8,546	13,915
C-133	45	54,871	1,561	7,349	45,961
C-135	41	67,505	340	15,041	52,124
<u>Troop Carrier - Total</u>	<u>110</u>	<u>86,507</u>	<u>2,624</u>	<u>9,676</u>	<u>74,207</u>
C-124	110	86,507	2,624	9,676	74,207
<u>Domestic Aeromed Evacuation - Total</u>	<u>20</u>	<u>26,547</u>	<u>235</u>	<u>3,459</u>	<u>22,853</u>
C-131	20	26,547	235	3,459	22,853
<u>1254th Air Training Wing - Total</u> .	<u>33</u>	<u>21,823</u>	<u>479</u>	<u>6,433</u>	<u>14,911</u>
C-118	4	1,754	27	564	1,163
C-121	6	4,270	96	963	3,211
C-123	-	243	33	123	87
C-131	5	6,569	82	1,440	5,047
VC-137	4	2,553	57	658	1,838
C-140	10	4,581	148	1,435	2,998
U-4	4	1,853	36	1,250	567

a/ Military Airlift Augmentation Force.

Source: Data Applications Division, Data Services Center, Comptroller of the Air Force.

TABLE 76 - MILITARY AIR TRANSPORT SERVICE (MATS) COST OF COMMERCIAL AIRLIFT PROCURED
FOR SINGLE MANAGER OPERATING AGENCY, BY CONTRACTOR - FY 1963

CONTRACTOR AND OTHERS	CONTRACTOR EXPENSE (In Thousands of Dollars)
<u>CALL-FIXED CONTRACT - TOTAL</u>	<u>\$ 211,949</u>
AAXICO Airlines, Inc.	751
Alaska Airlines, Inc.	2,859
Capitol Airways, Inc.	7,070
Flying Tiger Line, The	32,088
Northwest Orient Airlines, Inc.	3,059
Overseas National Airways, Inc.	3,202
Pan American World Airways, Inc.	38,156
Riddle Airlines, Inc.	9,236
Seaboard World Airlines, Inc.	14,196
Slick Airways, Inc.	12,113
Southern Air Transport, Inc.	5,522
Trans Caribbean Airways, Inc.	4,502
Trans International Airlines, Inc.	11,722
Trans World Airlines, Inc.	3,577
United Airlines, Inc.	320
World Airways, Inc.	15,661
Miscellaneous Transportation - Other	70
US Postal Department Charges for Army, or Air Post Office (APO) and Fleet Post Office (EPO) Mail	47,845

Source: Data Applications Division, Data Services Center, Comptroller of the Air Force.

TABLE 77 - STATEMENT OF REVENUE AND EXPENSES - MILITARY AIR TRANSPORT AIRLIFT SERVICE,
USAF INDUSTRIAL FUND - FY 1963

(In Millions of Dollars)

NET OPERATING RESULT (REVENUE LESS EXPENSES - FUNDED) TOTAL - \$2.7

<u>REVENUE (REIMBURSABLE) - TOTAL</u>	\$408.9	<u>EXPENSE INCURRED (Funded) - TOTAL</u>	\$411.6
<u>Transport Service - Total</u>	401.9	Commercial Augmentation	211.9
<u>Transport Operation - Total</u>	355.0	Aviation Petroleum, Oil and Lubricants	68.4
<u>Channel Traffic - Total</u>	277.4	Maintenance	75.5
Passenger	127.8	Other	55.8
Cargo	96.8		
Mail (Military Air Transport Service)	5.0		
Mail (Common Carrier)	47.8		
<u>Special Assignment Airlift - Total</u>	77.6		
<u>USAF Mission Responsibility - Total</u>	46.9	<u>STATISTICAL EXPENSES - TOTAL</u>	225.6
Special Air Mission - 1254 Air Transport Wing	8.6	(Not included in Expense - Funded above)	
Domestic Aeromedical	3.2	<u>Military Pay and Allowances - Total</u>	129.2
International Aeromedical	3.0		
Airborne Training	31.7	<u>Depreciation - Total</u>	96.4
Military Airlift Augmentation Force4	Aircraft	93.6
<u>Other Services - Total</u>	7.0	Other Equipment	2.8

Source: Data Applications Division, Data Services Center, Comptroller of the Air Force

TABLE 78 - MOVEMENT OF USAF SPONSORED PASSENGERS VIA OCEAN TRANSPORTATION BY DIRECTION OF PASSENGER LIFT AND ACCOMMODATIONS, WORLD-WIDE - FY 1963

DIRECTION OF LIFT	TOTAL		SPACE REQUIRED		SPACE AVAILABLE	
	Cabin	Troop	Cabin	Troop	Cabin	Troop
<u>PASSENGER - TOTAL</u>	<u>16,498</u>	<u>3,075</u>	<u>11,486</u>	<u>2,840</u>	<u>5,012</u>	<u>235</u>
OUTBOUND FROM CONTINENTAL US	5,079	14	4,149	-	930	14
INBOUND TO CONTINENTAL US	7,093	374	6,511	348	582	26
OTHER AREAS	4,103	2,436	603	2,241	3,500	195
COAST WISE	223	251	223	251	-	-

Source: Data Applications Division, Data Services Center, Comptroller of the Air Force

TABLE 79 - MOVEMENT OF USAF SPONSORED PASSENGERS VIA OCEAN TRANSPORTATION BY ACCOMMODATION AND CATEGORY OF PASSENGERS, WORLD-WIDE - FY 1963

CATEGORY	TOTAL		SPACE REQUIRED		SPACE AVAILABLE	
	Cabin	Troop	Cabin	Troop	Cabin	Troop
<u>PASSENGER - TOTAL</u>	<u>16,498</u>	<u>3,075</u>	<u>11,486</u>	<u>2,840</u>	<u>5,012</u>	<u>235</u>
MILITARY	3,754	2,462	2,984	2,306	770	156
DEPENDENT	11,759	51	8,113	34	3,646	17
OTHER	985	562	389	500	596	62

Source: Data Applications Division, Data Services Center, Comptroller of the Air Force

TABLE 80 -- MOVEMENT OF USAF SPONSORED PASSENGERS VIA OCEAN TRANSPORTATION TO AND FROM CONTINENTAL US BY SOURCE, DESTINATION, AND ACCOMMODATION - FY 1963

CONTINENTAL US PORT/OVERSEA AREA	OUTBOUND				INBOUND			
	Total	Space Required		Space Available	Total	Space Required		Space Available
		Cabin	Troop			Cabin	Troop	
<u>PASSENGER - TOTAL</u>	<u>5,093</u>	<u>4,149</u>	-	<u>944</u>	<u>7,467</u>	<u>6,511</u>	<u>348</u>	<u>608</u>
<u>East Coast - Total</u>	<u>3,323</u>	<u>3,115</u>	-	<u>208</u>	<u>5,255</u>	<u>4,710</u>	<u>326</u>	<u>219</u>
British Isles	1,199	1,183	-	16	1,317	1,235	-	82
Europe	1,657	1,511	-	146	2,805	2,644	53	108
Mediterranean, Eastern	27	27	-	-	13	13	-	-
Mediterranean, Western	345	345	-	-	520	520	-	-
Panama	46	32	-	14	500	229	253	8
Persian Gulf, Asia, and Africa	3	3	-	-	-	-	-	-
Puerto Rico	40	8	-	32	100	69	10	21
South America, Eastern Coast	6	6	-	-	-	-	-	-
<u>West Coast - Total</u>	<u>1,770</u>	<u>1,034</u>	-	<u>736</u>	<u>2,212</u>	<u>1,801</u>	<u>22</u>	<u>389</u>
Alaska	16	9	-	7	17	12	-	5
Hawaiian Islands	873	403	-	470	913	753	-	160
Japan/Korea/Ryukyus/Bonins	759	522	-	237	970	745	18	207
Marianas	18	18	-	-	38	34	2	2
New Guinea/Australia	3	3	-	-	3	-	3	-
Philippines	81	66	-	15	221	214	-	7
Taiwan	20	13	-	7	50	40	2	8

Source: Data Applications Division, Data Services Center, Comptroller of the Air Force.

TABLE 81 -- MOVEMENT OF USAF SPONSORED DRY CARGO VIA OCEAN TRANSPORTATION BY DIRECTION OF LIFT AND BY COMMODITY, WORLD-WIDE - FY 1963

(Table below is in Measurement Tons)

DIRECTION OF LIFT	TOTAL	GENERAL CARGO <u>a/</u>		SPECIAL CARGO <u>b/</u>		AIRCRAFT	OTHER <u>c/</u>
		Household Effects	Other	Private Vehicles	Other		
<u>TOTAL</u>	<u>2,364,968</u>	<u>166,491</u>	<u>1,199,124</u>	<u>566,366</u>	<u>281,498</u>	<u>51,025</u>	<u>100,464</u>
Outbound from Continental US	1,508,323	65,501	813,176	320,188	187,768	33,867	87,823
Inbound to Continental US	533,195	87,430	192,340	220,119	22,302	10,128	876
Other Areas	307,057	13,353	182,757	22,543	69,609	7,030	11,765
Coastwise	9,364	-	8,416	948	-	-	-
Inter-Coastal	7,029	207	2,435	2,568	1,819	-	-

a/ Includes packaged petroleum, oil, and lubricants, miscellaneous materiel packed in boxes, bales, bags, (including US Mail), barrels, and other items not requiring special storage.

b/ Any wheeled and tracked vehicles, and any cargo weighing more than 10,000 pounds or measuring 35 feet in any dimension except uncrated aircraft.

c/ Includes: Reefer (perishable commodities requiring refrigerated storage) and ammunition and explosives.

Source: Data Applications Division, Data Services Center, Comptroller of the Air Force.

TABLE 82 - MOVEMENT OF USAF SPONSORED DRY CARGO VIA OCEAN TRANSPORTATION TO AND FROM CONTINENTAL US BY SOURCE AND DESTINATION, BY COMMODITY, WORLD-WIDE - FY 1963
(In Measurement Tons)

CONTINENTAL US PORT/ OVERSEA AREA	OUTBOUND FROM CONTINENTAL US							INBOUND TO CONTINENTAL US						
	Total	General Cargo		Special Cargo		Air- craft	Other	Total	General Cargo		Special Cargo		Air- craft	Other
		House- hold Effects	Other	Pri- vate Vehicles	Other				House- hold Effects	Other	Pri- vate Vehicles	Other		
WORLD-WIDE - TOTAL	1,508,323	65,501	813,176	320,188	187,768	33,867	87,823	533,195	87,430	192,340	220,119	22,302	10,128	876
AFRICA - TOTAL	5,098	123	3,627	177	817	-	354	28	14	14	-	-	-	-
AZORES - TOTAL	34,462	767	27,569	2,395	1,775	-	1,956	7,914	528	4,957	1,440	989	-	-
BERMUDA - TOTAL	10,000	455	6,559	290	1,242	-	1,454	3,156	606	928	652	970	-	-
BRITISH ISLES - TOTAL	117,721	5,396	63,233	28,505	9,221	-	11,366	61,723	9,782	8,514	35,439	7,652	-	336
EUROPE - TOTAL	378,809	13,415	210,415	90,153	38,091	4,577	21,932	155,283	17,409	58,012	67,821	4,011	7,823	207
FAR EAST - TOTAL a/	243,070	5,163	123,883	70,702	35,923	3,140	4,259	93,870	9,928	37,284	45,275	1,149	-	234
ICELAND - TOTAL	2,181	140	1,080	571	390	-	-	1,557	52	626	349	530	-	-
INDIAN OCEAN - TOTAL b/	23,374	396	10,554	494	6,409	4,773	748	1,155	296	666	65	128	-	-
LATIN AMERICA - TOTAL c/	86,866	2,216	49,292	160,046	15,028	170	4,114	26,460	2,314	13,161	7,877	3,100	-	8
MEDITERRANEAN - TOTAL	277,977	32,429	143,627	47,392	26,216	9,218	19,095	115,893	42,137	33,487	36,214	1,880	2,108	67
MID PACIFIC - TOTAL d/	44,118	1,422	16,372	19,768	6,477	-	79	20,290	856	4,949	13,788	696	-	1
NORTH ATLANTIC - TOTAL e/	73,637	1,122	54,269	4,419	8,426	-	5,401	21,436	576	18,074	2,190	573	-	23
NORTH PACIFIC - TOTAL f/	28,879	29	9,602	12,549	5,807	-	892	7,560	5	1,101	6,239	214	-	-
SOUTHWEST PACIFIC - TOTAL g/	177,773	2,428	91,652	26,727	28,812	11,989	16,165	16,870	2,926	10,567	2,770	410	197	-
IRREGULAR ROUTES - TOTAL	4,358	-	1,216	-	3,134	-	8	-	-	-	-	-	-	-
EAST COAST - TOTAL	885,194	38,923	482,734	184,655	111,235	-	67,647	321,038	45,740	113,295	145,356	10,627	5,380	640
Africa	5,098	123	3,627	177	817	-	354	28	14	14	-	-	-	-
Azores	25,824	666	20,050	2,157	995	-	1,956	4,029	240	1,416	1,394	979	-	-
Bermuda	10,000	455	6,559	290	1,242	-	1,454	3,156	606	928	652	970	-	-
British Isles	104,474	3,582	55,491	27,008	7,027	-	11,366	44,519	6,684	4,636	32,025	838	-	336
Europe	344,053	10,104	193,361	83,833	35,197	-	21,558	127,947	9,094	49,050	62,902	2,596	4,098	207
Far East	26,816	324	11,414	4,484	10,594	-	-	7,697	1,803	2,221	3,666	7	-	-
Iceland	2,181	140	1,080	571	390	-	-	1,557	52	626	349	530	-	-
Indian Ocean	6,212	358	3,651	445	1,010	-	748	1,076	285	612	51	128	-	-
Latin America	61,104	1,539	30,157	14,680	10,629	-	4,099	18,473	1,454	7,432	6,957	2,622	-	8
Mediterranean	190,054	20,120	88,538	43,649	18,652	-	19,095	86,294	23,730	26,084	34,254	1,075	1,085	66
Mid Pacific	4,553	170	1,972	702	1,709	-	-	753	33	10	615	95	-	-
North Atlantic	73,637	1,122	54,269	4,419	8,426	-	5,401	21,436	576	18,074	2,190	573	-	23
North Pacific	5,996	1	2,785	-	2,320	-	890	788	-	574	-	214	-	-
Southwest Pacific	20,834	219	8,564	2,240	9,093	-	718	3,285	1,169	1,618	301	-	197	-
Irregular Routes	4,358	-	1,216	-	3,134	-	8	-	-	-	-	-	-	-
GULF COAST - TOTAL	189,820	18,877	123,585	14,391	21,418	11,548	1	85,343	31,180	35,269	10,739	3,406	4,748	1
Africa	-	-	-	-	-	-	-	-	-	-	-	-	-	-
Azores	8,638	101	7,519	238	780	-	-	3,885	288	3,541	46	10	-	-
British Isles	10,670	1,814	6,019	1,184	1,653	-	-	10,756	3,098	3,878	3,385	395	-	-
Europe	25,217	3,256	11,236	4,292	1,856	4,577	-	24,030	6,984	8,921	3,018	1,382	3,725	-
Far East	17,805	357	12,833	2,571	2,043	-	1	9,238	1,918	5,713	1,380	227	-	-
Indian Ocean	9,642	35	4,097	-	737	4,773	-	46	-	32	14	-	-	-

TABLE 82 - MOVEMENT OF USAF SPONSORED DRY CARGO VIA OCEAN TRANSPORTATION TO AND FROM CONTINENTAL US BY SOURCE AND DESTINATION, BY COMMODITY, WORLD-WIDE - FY 1963 (CONTINUED)
(In Measurement Tons)

CONTINENTAL US PORT/ OVERSEA AREA	OUTBOUND FROM CONTINENTAL US							INBOUND TO CONTINENTAL US						
	Total	General Cargo		Special Cargo		Air- craft	Other	Total	General Cargo		Special Cargo		Air- craft	Other
		House- hold Effects	Other	Pri- vate Vehicles	Other				House- hold Effects	Other	Pri- vate Vehicles	Other		
GULF COAST (Continued)														
Latin America	24,569	667	18,601	1,203	3,928	170	-	6,766	791	4,604	893	478	-	-
Mediterranean	79,566	12,263	54,752	3,235	7,288	2,028	-	28,780	18,009	7,296	1,646	805	1,023	1
Mid Pacific	1,481	134	698	313	336	-	-	170	-	-	170	-	-	-
North Pacific	-	-	-	-	-	-	-	-	-	-	-	-	-	-
Southwest Pacific	12,232	250	7,830	1,355	2,797	-	-	1,672	92	1,284	187	109	-	-
Irregular Routes	-	-	-	-	-	-	-	-	-	-	-	-	-	-
CALIFORNIA COAST - TOTAL . .	368,997	7,692	171,289	105,751	42,807	22,319	19,139	114,937	10,112	38,936	57,391	8,263	-	235
British Isles	2,434	-	1,653	240	541	-	-	6,448	-	-	29	6,419	-	-
Europe	8,863	55	5,820	1,576	1,038	-	374	3,306	1,331	41	1,901	33	-	-
Far East	164,888	4,473	76,128	62,071	15,082	3,140	3,994	71,726	5,825	24,985	39,773	909	-	234
Indian Ocean	7,471	3	2,766	49	4,653	-	-	33	11	22	-	-	-	-
Latin America	1,138	10	530	112	471	-	15	1,221	69	1,125	27	-	-	-
Mediterranean	8,256	46	337	407	276	7,190	-	819	398	107	314	-	-	-
Mid Pacific	35,244	1,118	11,643	18,541	3,863	-	79	19,322	821	4,939	12,960	601	-	1
North Pacific	2,964	28	2,458	315	163	-	-	186	6	53	127	-	-	-
Southwest Pacific	137,739	1,959	69,954	22,440	16,720	11,989	14,677	11,876	1,651	7,664	2,260	301	-	-
Irregular Routes	-	-	-	-	-	-	-	-	-	-	-	-	-	-
NORTHWEST COAST - TOTAL . .	64,312	9	35,568	15,391	12,308	-	1,036	11,877	398	4,840	6,633	6	-	-
British Isles	143	-	70	73	-	-	-	-	-	-	-	-	-	-
Europe	676	-	224	452	-	-	-	-	-	-	-	-	-	-
Far East	33,561	9	23,508	1,576	8,204	-	264	5,209	382	4,365	456	6	-	-
Indian Ocean	49	-	40	-	9	-	-	-	-	-	-	-	-	-
Latin America	55	-	4	51	-	-	-	-	-	-	-	-	-	-
Mediterranean	101	-	-	101	-	-	-	-	-	-	-	-	-	-
Mid Pacific	2,840	-	2,059	212	569	-	-	45	2	-	43	-	-	-
North Pacific	19,919	-	4,359	12,234	3,324	-	2	6,586	-	474	6,112	-	-	-
Southwest Pacific	6,968	-	5,304	692	202	-	770	37	14	1	221	-	-	-
Irregular Routes	-	-	-	-	-	-	-	-	-	-	-	-	-	-

- a/ Far East includes Korea, the Islands of Japan and the Ryukyus Group, the Bonin Island Group, and the Marianas.
- b/ Indian Ocean includes the Indian Ocean and all adjacent seas, the countries bordering the Red Sea, Persian Gulf, Arabian Sea, and the Bay of Bengal, East to the Burma-Thailand Border.
- c/ Latin America includes Mexico, Central America, South America, the Caribbean/Lesser Antilles, Bahamas, and Puerto Rico.
- d/ Mid Pacific includes the Hawaiian Islands, Caroline, Marshall Islands, Midway, Kure, Wake, Marcus, Palau Islands, New Guinea, Australia, New Zealand, and all the islands of the South Pacific Ocean not otherwise listed herein.
- e/ North Atlantic includes the East Coast of Canada, Labrador, Newfoundland, and Greenland.
- f/ North Pacific includes West Coast of Canada North of 50° North Latitude, and Alaska including the Aleutian Islands.
- g/ Southwest Pacific includes China, Indo-China, Thailand, Malay Peninsula, Sumatra, Java, Borneo, Celebes, Timor, Taiwan, the Philippines, and South East Asia.

Source: Data Applications Division, Data Services Center, Comptroller of the Air Force.

TABLE 83 - MOVEMENT OF USAF BULK PETROLEUM VIA OCEAN TRANSPORTATION BY AREA,
WORLD-WIDE - FY 1963

AREA	NUMBER OF LONG TONS
<u>PETROLEUM LIFT - TOTAL</u>	<u>5,822,361</u>
<u>US ORIGIN - TOTAL</u>	<u>2,733,809</u>
East Coast	107,805
Gulf Coast	2,026,884
California	488,145
Northwest Coast	110,975
<u>CARIBBEAN/LESSER ANTILLES ORIGIN - TOTAL</u>	<u>1,980,827</u>
<u>PERSIAN GULF ORIGIN - TOTAL</u>	<u>837,274</u>
<u>INTER-AREA - TOTAL</u>	<u>38,843</u>
<u>INTRA-AREA - TOTAL</u>	<u>231,608</u>

Source: Data Applications Division, Data Services Center, Comptroller of the Air Force

TABLE 84 - MOVEMENT OF USAF BULK PETROLEUM VIA OCEAN TRANSPORTATION BY TYPE OF PRODUCT,
WORLD-WIDE - FY 1963

TYPE OF PRODUCT	NUMBER OF BARRELS	NUMBER OF LONG TONS
<u>PRODUCT - TOTAL</u>	<u>49,936,363</u>	<u>5,822,361</u>
Aviation Gasoline/100	195,991	21,628
Aviation Gasoline/115	12,231,597	1,346,749
Motor Gasoline/80	223,314	24,917
Jet Fuel Oil No. 4	34,887,869	4,123,267
Jet Fuel Oil No. 5	274,144	32,550
Diesel Oil	576,092	76,216
L. P. Diesel Oil	1,462,021	186,154
Lubricating Oils	24,682	3,429
Other	61,153	7,451

Source: Data Applications Division, Data Services Center, Comptroller of the Air Force

Installations



PART VI



INSTALLATIONS

INVENTORY OF INSTALLATIONS

INTRODUCTION

The programming document, "Installations Classified per AFR 87-5, dated, 2 March 1962," prepared and published by the Directorate of Operations, DCS/O, as a supplemental programming document to the Bases, Units, and Priorities Program, and USAF Installations Characteristics Data Report, RCS: 2-AF-Z21, was used to obtain data shown. The USAF exercises a real property interest in all except foreign bases which are included as major installations due to budgetary requirements.

DEFINITIONS

INSTALLATION - A separately located and defined area of real property in which the Air Force exercises a real property interest, or where the Air Force has jurisdiction over real property by agreement with foreign government or by rights of occupation.

- (a) **ACTIVE** - An Air Force installation in use for the performance of an Air Force function.
- (b) **ANCILLARY** - An installation subordinate to another installation of the USAF which is identifiable above.
- (c) **FOREIGN BASE** - An installation or location belonging to another government in which the USAF does not have a real property interest, but where in accordance with governmental agreements, the USAF has certain operational and budgetary responsibilities.
- (d) **INACTIVE** - An Air Force installation not in use for the performance of an Air Force function.
- (e) **INDUSTRIAL** - A public or private plant which is operated by a contractor and is controlled by the USAF through ownership, lease, or permit, which is utilized for: the establishment or expansion of industrial capacity to produce, modify, maintain, and service aircraft, missiles, and related components, and for the storage of machine tools and equipment in support of such programs.
- (f) **LOGISTICAL** - An installation whose principal use is to support a major depot or the Air Force Logistic Command Headquarters.
- (g) **OPERATIONAL** - An installation whose principal use is to provide support for Air Force combat and/or combat support, missile, or flying units of squadron strength or greater.
- (h) **OPERATIONAL FLYING SUPPORT** - An installation whose principal use is to support flying activities other than combat or combat support flying forces (equivalent of squadron strength or greater).
- (i) **OPERATIONAL NON-FLYING SUPPORT** - An installation without flying facilities whose principal use is to support headquarters of numbered air forces or higher echelons.
- (j) **RESEARCH AND TEST** - An installation whose principal use is to support major research, development or employment suitability testing missions.
- (k) **TENANT ON OTHER SERVICES** - An installation belonging to another service, government, department, or agency upon which the USAF has a Unit or activity stationed as a tenant (other than foreign bases).
- (l) **TRAINING** - An installation whose principal use is to support a training mission.

MILITARY CONSTRUCTION PROGRAM

INTRODUCTION

This section reflects progress of the Military Construction Program, since its inception in the Air Force, in terms of dollars available, apportioned, contracted, etc. Most of the data were furnished by the Directorate of Budget and the Directorate of Civil Engineering.

INSTALLATIONS (CONTINUED)**MILITARY CONSTRUCTION PROGRAM (CONTINUED)****DEFINITIONS**

APPROVED PROGRAM - Scope and dollar amount approved for implementation of construction and funding by appropriate authority of Office of the Secretary of Defense and/or Bureau of the Budget through apportionment, or program clearance.

AUTHORIZED PROGRAM - The USAF Military Construction Program as approved by Congress.

CURRENT PROGRAM - The scope and dollar amount deemed necessary for the completion of a line item determined essential to the mission of the USAF.

OPERATING PROGRAM - The scope and dollar amount released to USAF construction agencies as approved for construction, obligation, and expenditures for the completion of a line item.

REAL PROPERTY INVENTORY**INTRODUCTION**

These tables present the real property (facilities and land) controlled by the Air Force. The costs shown represent the costs at time of acquisition to the U. S. Government, plus any subsequent improvement, and do not reflect the current value or estimated replacement costs.

DEFINITIONS

EASEMENTS - A right which one party has to use the land owned by another party for ingress and egress, or for the purpose of reducing or limiting the height of objects on land owned by another party to establish security or safety area, or right-of-way interests.

FOREIGN RIGHTS - An agreement or contract between the U. S. Government and a foreign country which gives the United States the right to use the land in a foreign country.

LEASES - A contract between a lessor and a lessee granting exclusive possession and use of land for a period of time and specified compensation.

LICENSE - A privilege to use the land of another, revocable at the will of the land owner.

OWNED LAND - Land acquired through donation of title or cost thereof from private enterprise, state or local governments, condemnation, or purchase.

PUBLIC DOMAIN AND PUBLIC LAND - Land assigned to the AF through a permanent or temporary withdrawal from public domain.

COST OF MAINTENANCE AND OPERATION OF REAL PROPERTY**INTRODUCTION AND DEFINITIONS**

This section shows the cost of maintenance and operation of USAF Real Property.

CONTRACT - Lump sum and unit price work agreements administered by the installation for preservation and construction; and utility service, inspection, and maintenance agreements administered by major air force command headquarters.

INSTALLATIONS (CONTINUED)**COST OF MAINTENANCE AND OPERATION OF REAL PROPERTY (CONTINUED)****INTRODUCTION AND DEFINITIONS**

LABOR COSTS - Costs of all personnel, regardless of the source, performing work attributable to real estate facility activities. The rates used in costing military services are those prescribed in AFM 177-1.

MATERIALS AND SUPPLIES - For use in accomplishing the functions of maintenance, repair, and operation of real estate facilities.

STORAGE SPACE UTILIZATION AND OCCUPANCY**INTRODUCTION**

The reporting of storage space utilization and occupancy within the Air Force has been revised under the guidance of Office of the Secretary of Defense to provide a uniform procedure for all services. Included in the summary are all Air Force installations which have a gross covered storage area of 20,000 square feet or more.

DEFINITIONS

GROSS STORAGE SPACE - The gross area (regardless of its location or the purpose for which the space being used was designed or is designated) which is assigned or used for any operation concerning storage or the support of storage functions.

NET STORAGE SPACE - The floor area upon which bins are erected plus the floor area upon which material can be stored.

NON-WAREHOUSE SPACE - Any covered area, except warehouse space, assigned for storage purposes.

OPEN STORAGE SPACE - Any improved or unimproved area designated for use in storing material.

WAREHOUSE SPACE - The area in building designed for storage purposes and constructed with roof and complete side and end walls.

TABLE 85 - USAF MAJOR ACTIVE INSTALLATIONS BY TYPE, BY COMMAND, WORLD-WIDE -
30 JUN 1963

COMMAND	GRAND TOTAL	USAF ^{a/}						NON USAF FOR- EIGN BASES	
		Total	Opera- tional	Opera Supp		Train- ing	Re- search and Test		Logis- tical
				Flying	Non- Flying				
<u>WORLD-WIDE-TOTAL</u>	<u>233</u>	<u>224</u>	<u>139</u>	<u>12</u>	<u>16</u>	<u>38</u>	<u>9</u>	<u>10</u>	<u>2</u>
<u>CONTINENTAL US - TOTAL</u>	<u>153</u>	<u>153</u>	<u>79</u>	<u>5</u>	<u>12</u>	<u>38</u>	<u>9</u>	<u>10</u>	-
Aeronautical Chart and Information Center	1	1	-	-	1	-	-	-	-
Air Defense Command	28	28	19	3	6	-	-	-	-
Air Force Accounting and Finance Center .	1	1	-	-	1	-	-	-	-
Air Force Logistics Command	10	10	-	-	-	-	-	10	-
Air Force Systems Command	9	9	-	-	-	-	9	-	-
Air Training Command	19	19	-	-	-	19	-	-	-
Air University	2	2	-	-	-	2	-	-	-
Continental Air Command	16	16	-	-	-	16	-	-	-
Headquarters Command, USAF	2	2	1	-	1	-	-	-	-
Military Air Transport Service	8	8	7	-	1	-	-	-	-
Strategic Air Command	41	41	41	-	-	-	-	-	-
Tactical Air Command	14	14	11	2	1	-	-	-	-
USAF Academy	1	1	-	-	-	1	-	-	-
USAF Security Service	1	1	-	-	1	-	-	-	-
<u>OVERSEA - TOTAL</u>	<u>80</u>	<u>71</u>	<u>60</u>	<u>7</u>	<u>4</u>	-	-	-	<u>2</u>
Alaskan Air Command (Includes Alaska) . .	4	4	4	-	-	-	-	-	-
Air Defense Command	3	3	2	-	1	-	-	-	-
Air Force Logistics Command	-	-	-	-	-	-	-	-	-
Caribbean Air Command	2	2	-	2	-	-	-	-	-
Military Air Transport Service	5	5	3	2	-	-	-	-	-
Pacific Air Force (Includes Hawaii) . . .	15	12	10	1	1	-	-	-	3
Strategic Air Command	18	15	15	-	-	-	-	-	3
USAF In Europe	33	30	26	2	2	-	-	-	3

a/ Includes only installations where the USAF has a real property interest, and shows command having jurisdiction over the physical facilities.

Source: Data Applications Division, Data Services Center, Comptroller of the Air Force.

TABLE 86 - USAF MAJOR INSTALLATIONS BY TYPE, BY STATUS, WORLD-WIDE - 30 JUN 1963

TYPE OF INSTALLATION	WORLD-WIDE		CONTINENTAL U S		OVERSEAS	
	Active	Other than Active a/	Active	Other than Active a/	Active	Other than Active a/
<u>MAJOR TYPE - TOTAL</u> b/	<u>233</u>	-	<u>153</u>	-	<u>80</u>	-
Operational	139	-	79	-	60	-
Operational Support, Flying	12	-	5	-	7	-
Operational Support, Non-Flying	16	-	12	-	4	-
Training	38	-	38	-	-	-
Research and Test	9	-	9	-	-	-
Logistical	10	-	10	-	-	-
Foreign Bases	9	-	-	-	9	-
<u>ANCILLARY, INDUSTRIAL, AIRCRAFT CONTROL AND WARNING - TOTAL</u>	<u>3,144</u>	<u>607</u>	<u>2,327</u>	<u>521</u>	<u>817</u>	<u>86</u>

a/ Includes Inactive, Excess, Industrial Standby, and Installations under construction.

b/ All categories, except Foreign Bases, reflect installations where the AF has a real property interest.

Source: Data Applications Division, Data Services Center, Comptroller of the Air Force.

TABLE 87 - STATUS OF THE USAF MILITARY CONSTRUCTION PROGRAM, CUMULATIVE, WORLD-WIDE-
FY 1963 AND PRIOR

AUTHORIZATION-PUBLIC LAW	CONGRESS	AUTHORIZED PROGRAM	CURRENT PROGRAM	APPROVED PROGRAM	OPERATING PROGRAM
<u>TOTAL</u>		\$ 16,046,260,683	\$ 13,307,384,904	\$ 13,249,741,590	\$ 13,185,773,024
PLANNING - TOTAL		459,177,144	459,478,593	459,478,593	459,420,213
MINOR CONSTRUCTION - TOTAL		148,606,660	148,606,660	148,606,660	148,606,660
SUPPORTING ACTIVITIES-TOTAL		299,570,914	204,759,209	205,317,876	204,736,794
RESERVE - TOTAL		20,021,467	15,423,699	16,023,399	15,411,414
<u>PUBLIC WORKS - TOTAL</u>		15,118,884,498	12,479,116,743	12,414,332,765	12,357,597,943
703	Act 2, Jul 1940	152,972,051	152,972,051	-	152,972,051
626	80-2	1,097,000	1,084,506	-	1,084,506
30	81-1	85,500,000	84,355,059	-	84,355,059
60	81-1	37,465,000	37,139,261	-	37,139,261
415	81-1	100,000,000	100,000,000	-	100,000,000
420	81-1	59,166,775	55,000,137	-	55,000,137
564	81-2	203,243,852	185,733,837	-	185,733,837
783	81-2	47,727,942	47,727,942	-	47,727,942
799	81-2	57,500,000	57,500,000	-	57,500,000
838	81-2	3,114,500	3,076,638	-	3,076,638
910	81-2	883,050,791	878,657,203	(Detail	878,657,203
155	82-1	2,672,464,878	2,192,177,924	-	2,192,177,924
165 NATO Management Fund	82-1	101,000,000	101,000,000	-	101,000,000
534 FY-53 Authorization	82-2	1,553,604,764	1,323,016,878	-	1,323,016,878
209	83-1	253,498,395	190,451,829	By	190,451,829
325 Air Force Academy	83-2	141,797,000	140,985,472	-	140,985,472
534 FY-55 Authorization	83-2	859,308,000	767,721,647	-	767,721,647
765 Air Force Funds	83-2	58,788,750	35,198,357	-	35,198,357
765 Office Secretary of Defense Funds	83-2	29,830,000	29,588,420	Public	29,588,420
161	84-1	1,344,927,000	962,777,992	-	962,777,992
958	84-2	1,237,957,000	687,513,143	-	687,513,143
968 Section 302b	84-2	50,000,000	41,146,254	Works	41,146,254
968 Section 407	84-2	11,165,000	11,165,000	-	11,165,000
241	85-1	560,725,000	388,107,457	-	388,107,457
325	85-2	440,257,000	365,087,971	-	357,587,971
685	85-2	673,008,000	438,602,841	Not	438,602,841
685 Section 401	85-2	7,000,000	6,999,295	-	6,911,295
685 Section 303	85-2	17,500,000	4,191,715	-	4,191,715
149	86-1	372,693,800	192,704,900	-	191,909,200
149 Section 303	86-1	10,000,000	3,504,901	Available)	3,504,901
500	86-2	311,005,000	198,643,625	-	198,202,625
500 Section 303	86-2	9,000,000	9,053,004	-	9,053,004
57	87-1	179,161,000	136,174,493	-	129,820,393
57 Classified Title	87-1	Incl in 57, above	7,479,000	-	3,674,000
57 Section 303	87-1	10,000,000	8,888,510	-	8,888,510
57 Section 401 Minot	87-1	5,190,000	5,081,002	-	5,081,002
57 Section 501	87-1	16,400,000	16,304,005	-	16,304,005
Missile Authorization	Combined	1,816,941,000	1,919,062,455	-	1,917,737,455
554	87-2	164,114,000	128,053,419	-	108,833,469
554 Section 303	87-2	15,000,000	9,507,600	-	514,800
554 Section 401	87-2	1,446,000	1,446,000	-	1,446,000
554 Section 302	87-2	564,265,000	554,235,000	-	481,237,750
<u>CONTINGENCIES - TOTAL</u>				5,982,297	

Sources: Data Applications Division, Data Services Center, Comptroller of the Air Force and Civil Engineer Control Group, Deputy Director for Construction, Directorate of Civil Engineering, Deputy Chief of Staff Programs and Requirements.

TABLE 88 — PROGRESS OF USAF MILITARY CONSTRUCTION PROGRAM, WORLD-WIDE — FY 1963

(Table below is in millions of dollars; parentheses denote minus quantities)

MONTH	AUTHOR- IZED	AVAILABLE	CONTRACT AWARD	OBLIGATED		EXPENDED (GROSS)	
				Regular Appropri- ations	Other Programs	Regular Appropri- ations	Other Pro- grams
<u>TOTAL - (CUMULATIVE THROUGH FY 1963)</u>	<u>\$ 16,046</u>	<u>\$ 13,276</u>	<u>\$ 12,790</u>	<u>\$ 12,757</u>	<u>\$ 158</u>	<u>\$ 12,355</u>	<u>\$ 157</u>
PRIOR TO FY 1963 (CUMULATIVE) - TOTAL . . .	15,236	12,493	12,606	12,116	157	11,634	156
FY 1963 AIR FORCE RESERVE - TOTAL	5	5	4	5	-	5	-
FY 1963 REGULAR - TOTAL	805	778	180	636	1	716	1
July (1962).	-	-	8	34	-	62	-
August	880	-	10	40	-	77	-
September.	56	848	7	34	-	66	-
October.	(1)	(73)	5	132	-	72	-
November	(136)	2	25	47	-	74	-
December	-	-	7	38	-	53	-
January (1963)	9	-	19	51	-	42	-
February	-	-	23	40	-	47	-
March.	-	-	23	46	-	46	-
April.	(1)	-	18	42	-	50	-
May.	(2)	-	18	69	-	58	-
June	-	1	17	63	1	69	1

Source: Missile and Space Systems Division, Military Construction Branch, Directorate of Budget, Comptroller of the Air Force. Data Applications Division, Data Services Center, Comptroller of the Air Force.

TABLE 89 — COST TO U.S. GOVERNMENT OF MILITARY REAL PROPERTY CONTROLLED BY DEPARTMENT OF THE AIR FORCE, WORLD-WIDE — 30 JUN 1963

(In thousands of dollars)

TYPE OF REAL PROPERTY	WORLD-WIDE	UNITED STATES ^{a/}	POSSESSIONS	FOREIGN COUNTRIES
<u>TOTAL</u>	<u>\$ 15,726,955</u>	<u>\$ 12,421,139</u>	<u>\$ 332,714</u>	<u>\$ 2,973,102</u>
Land ^{b/}	208,041	192,194	4,072	11,775
Buildings.	8,271,476	6,590,214	164,494	1,516,768
Structures, Utilities, etc.	7,247,438	5,638,731	164,148	1,444,559

^{a/} Includes data for Alaska and Hawaii.

^{b/} Excludes acreage leased outside of installations.

Source: Data Applications Division, Data Services Center, Comptroller of the Air Force.

TABLE 90 — MILITARY REAL PROPERTY ACREAGE CONTROLLED AND LOCATED AT DEPARTMENT OF AIR FORCE INSTALLATIONS, WORLD-WIDE — 30 JUN 1963

TYPE OF LAND	WORLD-WIDE	UNITED STATES a/	POSSESSIONS	FOREIGN COUNTRIES
<u>TOTAL</u>	<u>12,639,686</u>	<u>10,419,003</u>	<u>40,553</u>	<u>2,180,130</u>
Owned	1,541,074	1,514,865	26,209	-
Public Domain	8,018,189	8,018,189	-	-
License or Permit	60,610	53,552	7,058	-
Public Land (Possessions)	11,655	4,696	6,959	-
Easements	88,246	87,679	292	275
Leases b/	806,662	740,022	35	66,605
Foreign Rights	2,113,250	-	-	2,113,250

a/ Includes data for Alaska and Hawaii.

b/ Excludes acreage leased outside of installations.

Source: Data Applications Division, Data Services Center, Comptroller of the Air Force.

TABLE 91 — GOVERNMENT COST OF LAND CONTROLLED BY THE DEPARTMENT OF THE AIR FORCE, WORLD-WIDE — 30 JUN 1963

(In thousands of dollars)

TYPE OF LAND	WORLD-WIDE	UNITED STATES a/	POSSESSIONS	FOREIGN COUNTRIES
<u>TOTAL</u>	<u>\$ 208,041</u>	<u>\$ 192,194</u>	<u>\$ 4,072</u>	<u>\$ 11,775</u>
Owned	187,021	182,969	4,052	-
License or Permit	672	672	-	-
Easements	8,462	8,442	20	-
Leases	111	111	-	-
Foreign Rights	11,775	-	-	11,775

a/ Includes data for Alaska and Hawaii.

Source: Data Applications Division, Data Services Center, Comptroller of the Air Force.

TABLE 92 - MAINTENANCE AND OPERATION COST OF USAF REAL PROPERTY BY COMMAND,
WORLD-WIDE - FY 1963

(In thousands of dollars)

COMMAND	TOTAL	LABOR COST		MATERIAL AND SUPPLIES	CONTRACT AND OTHER
		Civilian	Military		
<u>WORLD-WIDE - TOTAL</u>	\$ 851,613	\$ 253,406	\$ 120,158	\$ 133,992	\$ 344,057
<u>CONTINENTAL US - TOTAL</u>	612,684	196,394	88,228	84,080	243,882
Aeronautical Chart and Information Center	1,842	1,145	14	163	520
Air Defense Command	84,628	20,697	14,069	11,704	38,158
Air Force Logistics Command	94,014	50,175	694	10,926	32,219
Air Force Systems Command	47,949	17,213	2,911	5,080	22,745
Air Training Command	75,746	25,019	11,577	8,445	30,705
Air University	6,096	2,435	543	573	2,545
Continental Air Command	10,211	5,610	11	1,112	3,478
Headquarters Command USAF	13,259	4,644	1,950	2,007	4,658
Military Air Transport Service	38,211	12,068	6,849	5,609	13,685
Strategic Air Command	181,155	38,843	41,184	29,308	71,820
Tactical Air Command	51,136	13,922	8,243	8,476	20,495
US Air Force Academy	6,335	3,902	68	516	1,849
US Security Service	2,102	721	115	161	1,105
<u>OVERSEA - TOTAL</u>	238,929	57,012	31,930	49,912	100,075
Alaska Air Command (Includes Alaska)	22,990	6,470	3,005	5,799	7,716
Air Defense Command	11,802	1,663	2,407	2,672	5,060
Air Force Communications Service	660	220	55	62	323
Caribbean Air Command	2,865	1,178	165	308	1,214
Military Air Transport Service	5,778	1,805	790	1,354	1,829
Pacific Air Forces (Includes Hawaii)	63,973	18,708	5,824	12,429	27,012
Strategic Air Command	42,994	10,496	8,157	9,497	14,844
USAF In Europe	79,276	14,527	10,400	16,070	38,279
US Security Service	8,591	1,945	1,127	1,721	3,798

Source: Data Applications Division, Data Services Center, Comptroller of the Air Force.

TABLE 93 - USAF STORAGE SPACE, UTILIZATION, AND OCCUPANCY, WORLD-WIDE - 30 JUN 1963


(In thousands of square feet)

TYPE OF STORAGE	WORLD-WIDE			CONTINENTAL US			OVERSEAS		
	Gross Storage Space	Net Storage Space	Occu- pied Space	Gross Storage Space	Net Storage Space	Occu- pied Space	Gross Storage Space	Net Storage Space	Occu- pied Space
<u>WAREHOUSE SPACE - TOTAL</u>	<u>33,132</u>	<u>17,277</u>	<u>14,876</u>	<u>33,119</u>	<u>17,272</u>	<u>14,871</u>	<u>13</u>	<u>5</u>	<u>5</u>
General Purpose	31,022	16,041	13,719	31,017	16,039	13,717	5	2	2
Controlled Humidity	1,735	1,016	965	1,727	1,013	962	8	3	3
Flammable	297	171	148	297	171	148	-	-	-
Chill	58	35	30	58	35	30	-	-	-
Freeze	20	14	14	20	14	14	-	-	-
<u>NON-WAREHOUSE SPACE - TOTAL</u>	<u>2,379</u>	<u>1,487</u>	<u>1,152</u>	<u>2,007</u>	<u>1,256</u>	<u>1,016</u>	<u>372</u>	<u>231</u>	<u>136</u>
<u>Shed - Total</u>	<u>801</u>	<u>601</u>	<u>423</u>	<u>774</u>	<u>583</u>	<u>405</u>	<u>27</u>	<u>18</u>	<u>18</u>
<u>Magazine - Total</u>	<u>530</u>	<u>372</u>	<u>249</u>	<u>185</u>	<u>159</u>	<u>131</u>	<u>345</u>	<u>213</u>	<u>118</u>
Igloo	86	79	63	86	79	63	-	-	-
Above Ground	444	293	186	99	80	68	345	213	118
<u>Other - Total</u>	<u>1,048</u>	<u>514</u>	<u>480</u>	<u>1,048</u>	<u>514</u>	<u>480</u>	-	-	-
Controlled Humidity	54	14	14	54	14	14	-	-	-
General Purpose	994	500	466	994	500	466	-	-	-
<u>OPEN STORAGE SPACE - TOTAL</u>	<u>19,918</u>	<u>13,711</u>	<u>8,819</u>	<u>19,457</u>	<u>13,375</u>	<u>8,646</u>	<u>461</u>	<u>336</u>	<u>173</u>
Improved	19,918	13,711	5,983	19,457	13,375	5,810	461	336	173
Unimproved	-	-	2,836	-	-	2,836	-	-	-

Source: Data Applications Division, Data Services Center, Comptroller of the Air Force.

*Military Assistance Program
(MAP)*

▶ PART VII



MILITARY ASSISTANCE PROGRAM (M A P)

197

INTRODUCTION

The tables in this section provide summary data on all aspects of the Military Assistance Program administered by the Air Force. Those tables reflecting Military Assistance Grant Aid Program supported aircraft, inventory, attrition, and hours flown do not include Laotian Air Force data. The data were compiled from progress reports from major commands on materiel deliveries and training accomplishment and from Military Assistance Advisory Groups or comparable organizations in each participating country. The Mutual Defense Assistance Act of 1947 enacted into law on 6 October 1949 established Military Assistance; hence, the captions FY 1950 through FY 1963 as used in the tables indicate an accumulation of data from the date of the enactment. This does not necessarily mean that the incipient date for all countries was FY 1950.

DEFINITIONS

AIRCRAFT ATTRITION - Aircraft lost from MAP inventories by reason of accident, obsolescence, or in combat.

CONTRACT TECHNICAL SERVICES PERSONNEL - Contract civilian technical specialists engaged in technical assistance, providing instruction or guidance in connection with newly designed or complicated equipment to recipient countries under the Military Assistance Program, whose skills are not available from military sources.

DEFREPNAME - The Defense Representative, North Atlantic and Mediterranean Areas (Paris, France).

GRANT AID - Military Assistance rendered under the authority of the Foreign Assistance Act of 1961, as amended, for which the United States receives no reimbursement.

MAP AIRCRAFT - Aircraft in foreign countries provided by the USAF under Military Assistance Program.

MAP EMPLOYEES - Category of civilian personnel engaged in activities required in carrying out the Military Assistance Program as administered by the Air Force.

MAPQM - MAP-Owned Materiel account to hold materiel that is authorized for a stockpile for which there is no recipient country program and other MAP-owned materiel being held pending disposition.

MAPSAD - MAP Sales and Disposition account to record sales under the Military Assistance Sales Program and other authorized disposition of materiel transferred from the MAPQM account, when there is no MAP requirement.

MILITARY ASSISTANCE SALES - Transactions for military materiel and services which have been ordered and paid for by eligible recipient countries. Such transactions were formerly designated as Reimbursable Military Assistance.

MOBILE TRAINING ASSISTANCE - Qualified personnel organized and equipped to provide training instruction, guidance, or assistance to recipient countries under the Military Assistance Program.

SPACE - Represents one man-course completed by one student in one class covering a specific subject of instruction.

TABLE 94 - MILITARY ASSISTANCE GRANT AID PROGRAM BY RECIPIENT COUNTRY - PROGRAM AND DELIVERIES, WORLD-WIDE - FY 1950 THROUGH FY 1963 AND DELIVERIES, WORLD-WIDE BY QUARTER - FY 1963

(In thousands of dollars. Figures in parentheses denote negative amounts)

COUNTRY	CUMULATIVE		FY 1963 DELIVERIES BY QUARTER				
	FY 1950 Through FY 1963 Program	FY 1950 Through FY 1963 Deliveries	Total	First	Second	Third	Fourth
VALUE OF GRANT AIR - TOTAL . . .	\$ 10,612,521	\$ 9,711,016	\$ 745,701	\$ 97,041	\$ 148,997	\$ 200,771	\$ 298,892
VALUE OF MATERIEL - TOTAL	\$ 9,085,739	\$ 8,245,193	\$ 598,929	\$ 73,021	\$ 116,792	\$ 149,749	\$ 259,367
WORLD-WIDE Only - Total	451,759	404,683	103,813	18,664	43,162	46,208	(4,221)
Program Requirements	140,110	139,489	27,160	11,826	29,871	30,888	(45,425)
MAP Owned Materiel (MAPOM)	20,557	18,318	10,246	-	679	-	9,567
MAP Sales and Disposition (MAPSAD)	116,332	116,332	12,501	-	-	-	12,501
NATO Maintenance Supply Services Agency (NMSSA)	34,760	27,802	(1,033)	-	-	-	(1,033)
Defense Representative, North Atlantic and Mediterranean Areas, Paris, France (DEFREPNAME)	140,000	102,742	54,939	6,838	12,612	15,320	20,169
Europe - Total	4,617,859	4,386,429	116,587	8,123	11,159	26,437	70,858
Belgium	324,409	310,689	4,517	131	9	2,339	2,038
Denmark	237,631	198,709	4,516	261	285	484	3,486
Federal Republic of Germany	353,119	353,119	(1)	-	-	-	(1)
Stockpile "B"	-	-	-	-	-	-	-
France	1,028,469	1,026,645	5,921	351	601	392	4,577
Italy	728,209	686,730	19,987	963	3,107	7,805	8,112
Netherlands	349,475	327,715	7,372	22	96	43	7,211
Norway	393,090	318,640	22,762	1,315	1,094	4,506	15,847
Portugal	120,438	112,082	7,135	387	3,531	90	3,127
Spain	186,167	160,916	12,965	1,803	1,761	2,186	7,215
United Kingdom	711,858	711,249	9,439	2,890	675	3,033	2,841
Yugoslavia	145,110	145,110	-	-	-	-	-
European Requirements	39,884	34,825	21,974	-	-	5,559	16,415
Near East, Africa and South Asia - Total	1,436,662	1,171,690	163,702	9,557	24,566	35,325	94,254
Afghanistan	7	7	-	-	-	-	-
Ethiopia	19,784	13,545	1,343	521	336	158	328
Greece	441,358	342,263	26,549	1,380	6,052	7,007	12,110
India	13,252	5,323	5,323	-	-	-	5,323
Iran	112,541	80,589	16,824	949	3,401	678	11,796
Iraq	927	927	-	-	-	-	-
Jordan	2,715	2,715	-	-	-	-	-
Lebanon	1,357	1,357	-	-	-	-	-
Libya	694	408	408	-	-	-	408
Morocco	8,401	4,466	3,084	459	1,672	45	908
Mali	20	-	-	-	-	-	-
Pakistan	163,561	141,159	28,752	1,293	4,330	14,561	8,568
Republic of Congo	543	-	-	-	-	-	-
Saudi Arabia	13,413	12,734	1,167	44	153	357	613
Stockpile "SA"	1,695	1,695	-	-	-	-	-
Turkey	656,394	564,502	80,252	4,911	8,622	12,519	54,200

Downgraded at 12-Year Intervals:
Not Automatically Declassified
DOD Dir 5200.10

TABLE 94 - MILITARY ASSISTANCE GRANT AID PROGRAM BY RECIPIENT COUNTRY - PROGRAM AND DELIVERIES, WORLD-WIDE - FY 1950 THROUGH FY 1963 AND DELIVERIES, WORLD-WIDE BY QUARTER - FY 1963 (CONTINUED)

COUNTRY	CUMULATIVE		FY 1963 DELIVERIES BY QUARTER				
	FY 1950 Through FY 1963 Program	FY 1950 Through FY 1963 Deliveries	Total	First	Second	Third	Fourth
<u>VALUE OF MATERIEL (Continued)</u>							
<u>Far East and Pacific - Total</u> . . .	\$ 2,349,337	\$ 2,086,141	\$ 189,032	\$ 31,633	\$ 30,739	\$ 37,063	\$ 89,597
Burma	20,847	13,024	5,885	2,474	95	1,855	1,461
Cambodia	11,828	10,512	4,862	2,158	1,709	230	765
French Indo-China	128,762	128,762	2	-	-	-	2
Indonesia	5,643	4,254	145	60	54	21	10
Japan	408,817	401,137	19,004	5,358	2,226	1,376	10,044
Korea	329,452	254,468	36,982	2,689	5,607	7,128	21,558
Laos	30,668	22,226	1,590	2,227	1,547	864	(3,048)
Philippines	107,576	102,713	18,410	1,891	804	4,538	11,177
Republic of China	1,013,055	908,117	51,305	5,211	6,919	10,188	28,987
Thailand	173,151	152,425	35,401	8,239	10,138	8,908	8,116
Vietnam	119,538	88,503	15,446	1,326	1,640	1,955	10,525
<u>Western Hemisphere - Total</u>	230,122	196,250	25,795	5,044	7,166	4,716	8,869
Argentina	383	383	44	-	42	2	-
Bolivia	2,769	1,702	1,253	153	103	15	982
Brazil	74,307	66,677	5,397	988	2,907	647	855
Chile	42,800	33,143	4,761	1,387	218	1,379	1,687
Colombia	23,017	21,883	4,258	1,178	1,306	1,009	765
Costa Rica	103	79	79	-	-	-	79
Cuba	9,127	9,127	(1)	-	-	-	(1)
Dominican Republic	5,959	4,821	449	86	137	19	207
Ecuador	12,370	11,488	1,350	684	127	69	470
El Salvador	397	233	230	-	-	-	230
Guatemala	2,072	1,820	1,737	391	41	783	522
Haiti	250	137	2	-	-	-	2
Honduras	1,090	780	691	24	396	69	202
Jamaica	92	-	-	-	-	-	-
Mexico	51	51	51	-	4	47	-
Nicaragua	854	675	658	29	372	7	250
Paraguay	935	629	444	-	343	60	41
Peru	36,706	26,790	3,536	74	770	449	2,243
Uruguay	16,516	15,508	946	50	400	161	335
Venezuela	324	324	-	-	-	-	-
<u>VALUE OF SERVICES - TOTAL</u>	1,526,782	1,465,823	146,772	24,020	32,205	51,022	39,525
Europe	750,396	744,452	15,945	3,361	3,601	6,759	2,224
Near East, Africa and South Asia	232,327	220,516	24,431	8,211	6,567	4,748	4,905
Far East and Pacific	377,524	342,855	72,404	8,263	18,151	23,560	22,430
Western Hemisphere	48,055	42,695	8,186	2,461	2,993	1,858	874
Undistributed by Area	118,480	115,305	25,806	1,724	893	14,097	9,092

Source: Data Applications Division, Data Services Center, Comptroller of the Air Force

Downgraded at 12-Year Intervals:
Not Automatically Declassified
ODD Dir 5200.10

TABLE 95 - MILITARY ASSISTANCE GRANT AID PROGRAM BY MAJOR CATEGORY, PROGRAM, AND DELIVERIES, WORLD-WIDE - FY 1950 THROUGH FY 1963 AND DELIVERIES, WORLD-WIDE, BY QUARTER - FY 1963

(In thousands of dollars. Parentheses denote negative amounts)

CATEGORY	FY 1950 THROUGH FY 1963		FY 1963 DELIVERIES BY QUARTER				
	Program	Deliveries	Total	First	Second	Third	Fourth
<u>VALUE OF GRANT AID - TOTAL</u> . . .	<u>10,612,521</u>	<u>9,711,016</u>	<u>745,701</u>	<u>97,041</u>	<u>148,997</u>	<u>200,771</u>	<u>298,892</u>
<u>VALUE OF MATERIEL - TOTAL</u>	<u>9,085,739</u>	<u>8,245,193</u>	<u>598,929</u>	<u>73,021</u>	<u>116,792</u>	<u>149,749</u>	<u>259,367</u>
Aircraft, Components, and Spare Parts	6,138,401	5,573,405	303,384	43,817	69,505	82,804	107,258
Ships and Harbor Craft	726	726	-	-	-	-	-
Vehicles	172,364	164,453	9,268	491	1,061	3,123	4,593
Artillery	53,485	53,483	20	4	1	8	7
Weapons	30,904	29,531	1,996	399	360	172	1,065
Ammunition	524,659	514,654	7,533	811	1,180	1,664	3,878
Guided Missiles	621,014	586,015	75,579	3,290	5,560	10,129	56,600
Electronics and Communications Equipment	610,909	544,219	33,906	2,283	5,118	7,901	18,604
Major Materiel Handling Equipment	4,499	3,449	313	91	173	2	47
Construction Equipment	30,230	28,616	358	2	139	5	212
Training Equipment	140,547	120,652	15,363	311	1,155	1,950	11,947
Shop and Utilities Equipment	10,378	8,299	870	133	100	115	522
Printing and Production Equipment	126	63	57	1	5	18	33
Photographic Equipment	9,641	8,985	801	135	248	124	294
Petroleum, Oil and Lubricants (POL)	117,805	106,927	17,158	2,988	5,186	2,890	6,094
Medical Equipment and Supplies	4,465	3,859	731	-	159	282	290
Organization, Base, and Maintenance Equipment	281,284	259,205	28,639	2,841	6,516	8,897	10,385
Subsistence	899	897	39	-	35	-	4
Development of Advanced Weapons Design	500	500	7	6	1	-	-
Special Projects	306,295	237,255	102,907	15,418	20,290	29,665	37,534
Spare Parts	26,608	-	-	-	-	-	-
<u>VALUE OF SERVICES - TOTAL</u>	<u>1,526,782</u>	<u>1,465,823</u>	<u>146,772</u>	<u>24,020</u>	<u>32,205</u>	<u>51,022</u>	<u>39,525</u>
Supply Operations	631,932	626,081	29,405	5,775	6,434	7,544	9,652
Training	464,183	446,764	38,948	11,087	9,101	9,571	9,189
Administration	53,099	51,969	3,858	772	924	912	1,250
Industrial Plants and Expansion	112,392	112,263	436	436	-	-	-
Construction	153,344	122,854	33,610	3,157	8,701	10,057	11,695
Mutual Weapons Development and Modernization and Advance Weapons	27,367	26,703	462	109	102	71	180
Special Projects	84,465	79,189	40,053	2,684	6,943	22,867	7,559

Source: Data Applications Division, Data Services Center, Comptroller of the Air Force.

DOWNGRADED AT 12 YEAR INTERVALS;
NOT AUTOMATICALLY DECLASSIFIED
DOD DIR. 5200.10

TABLE 96 - MILITARY ASSISTANCE GRANT AID MATERIEL PROGRAM AND DELIVERIES BY SOURCE OF ASSISTANCE, WORLD-WIDE - FY 1950 THROUGH FY 1963

MATERIEL CATEGORY	CUMULATIVE PROGRAM FY 1950 THROUGH FY 1963					CUMULATIVE DELIVERIES FY 1950 THROUGH FY 1963				
	Total	Common Items	Excess	Offshore Procurement	Special Items a/	Total	Common Items	Excess	Offshore Procurement	Special Items a/
<u>VALUE OF MATERIEL - TOTAL . . .</u>	<u>9,085,739</u>	<u>7,170,497</u>	<u>747,095</u>	<u>555,305</u>	<u>612,842</u>	<u>8,245,193</u>	<u>6,706,632</u>	<u>711,365</u>	<u>455,973</u>	<u>371,223</u>
Aircraft, Components, and Spare Parts	6,138,401	4,627,076	634,317	487,403	389,605	5,573,405	4,355,345	606,161	388,276	223,623
Ships and Harbor Craft	726	696	30	-	-	726	696	30	-	-
Vehicles	172,364	151,596	6,502	13,566	1,700	164,453	144,273	4,914	13,566	1,700
Artillery	53,485	51,701	1,744	37	3	53,483	51,699	1,744	37	3
Weapons	30,904	24,550	961	4,853	540	29,531	23,485	653	4,853	540
Ammunition	524,659	463,945	25,375	35,339	-	514,654	457,519	21,796	35,339	-
Guided Missiles	621,014	595,838	11,122	-	14,054	586,015	570,501	11,122	-	4,392
Electronics and Communications Equipment	610,909	589,505	10,833	5,158	5,413	544,219	525,180	8,992	5,158	4,889
Major Materiel Handling Equipment	4,499	4,475	24	-	-	3,449	3,425	24	-	-
Construction Equipment	30,230	29,985	245	-	-	28,616	28,373	243	-	-
Training Equipment	140,547	99,609	23,340	649	16,949	120,652	87,461	22,968	444	9,779
Shop and Utilities Equipment,	10,378	9,837	70	324	147	9,299	7,776	52	324	147
Printing and Production Equipment	126	122	-	-	4	63	59	-	-	4
Photographic Equipment	9,641	9,408	58	-	175	8,985	8,752	58	-	175
Petroleum, Oil and Lubricants (POL).	117,805	104,152	-	5	13,648	106,927	93,274	-	5	13,648
Medical Equipment and Supplies	4,465	3,908	2	-	555	3,859	3,304	-	-	555
Organization, Base and Maintenance	281,284	237,676	33,461	7,971	2,176	259,205	216,450	32,608	7,971	2,176
Equipment	281,284	237,676	33,461	7,971	2,176	259,205	216,450	32,608	7,971	2,176
Subsistence	899	849	-	-	50	897	847	-	-	50
Development of Advanced Weapons Design	500	500	-	-	-	500	500	-	-	-
Special Projects	306,295	155,141	-	-	151,154	237,255	127,713	-	-	109,542
Spare Parts	26,608	9,928	11	-	16,669	-	-	-	-	-

a/ Approved materiel programs financed with direct citation of MAP-owned Foreign Currency for offshore procurement, special procurement solely for MAP (Special Items) and materiel financed from funds resulting from Barter Agreements (Section 509 of the Foreign Assistance Act of 1961).

Source: Data Application Division, Data Services Center, Comptroller of the Air Force.

Downgraded at 12-Year Intervals:
Not Automatically Declassified
DOD Dir 5200.10

TABLE 97 - MILITARY ASSISTANCE SALES BY MAJOR CATEGORY - CASES APPROVED AND DELIVERIES,
WORLD-WIDE - FY 1950 THROUGH FY 1963 AND DELIVERIES BY QUARTER - FY 1963

(Figures are in thousands of dollars)

CATEGORY	CUMULATIVE FY 1950 THROUGH FY 1963		FY 1963 DELIVERIES BY QUARTER				
	Cases Approved	Deliveries a/	Total	First	Second	Third	Fourth
<u>MILITARY ASSISTANCE SALES - TOTAL</u>	\$ 1,385,664	\$ 1,149,748	\$ 341,098	\$ 31,368	\$ 175,855	\$ 84,473	\$ 49,402
<u>MATERIEL - TOTAL</u>	1,172,920	1,011,516	310,820	25,850	160,001	77,770	47,199
Aircraft, Components, and Spare Parts	959,990	845,279	265,105	20,775	141,299	63,006	40,025
Vehicles	3,536	3,472	132	34	22	37	39
Weapons	13,560	12,389	7,670	1,901	1,814	2,513	1,442
Ammunition	30,834	24,562	5,397	2,070	992	498	1,837
Guided Missiles	3,372	1,945	411	-	4	131	276
Electronics and Communications Equipment	81,536	65,244	25,561	402	14,685	8,810	1,664
Training Equipment	17,939	9,361	348	87	99	156	6
Shop and Utilities Equipment	2,425	2,425	-	-	-	-	-
Photographic Equipment	1,218	1,218	5	1	2	1	1
Petroleum, Oil and Lubricants (POL)	4,414	3,919	1,109	225	10	595	279
Organization, Base, and Maintenance Equipment	16,239	10,727	3,509	98	1,074	1,649	688
Other Materiel, including Miscellane- ous	37,857	30,975	1,573	257	-	374	942
<u>TRAINING AND SERVICES - TOTAL</u>	212,744	138,232	30,278	5,518	15,854	6,703	2,203
Training	83,595	63,306	14,844	3,365	10,987	456	36
Services and Accessorial Charges	129,149	74,926	15,434	2,153	4,867	6,247	2,167

a/ Cumulative FY 1950-1963 Delivery Data have been adjusted to eliminate deliveries of materiel and services which were erroneously reported as Mutual Security Military Sales in Table 98, FY 1961 and previous Statistical Digests.

Source: Data Applications Division, Data Services Center, Comptroller of the Air Force.

DOWNGRADED AT 12 YEAR INTERVALS;
NOT AUTOMATICALLY DECLASSIFIED
DOD DIR. 5200.10

TABLE 98 - MILITARY ASSISTANCE GRANT AID PROGRAM SUPPORTED AIRCRAFT INVENTORY BY STATUS, BY TYPE, MODEL, AND SERIES OF AIRCRAFT, WORLD-WIDE, AT END OF QUARTER - FY 1963

TYPE, MODEL, AND SERIES OF AIRCRAFT	30 SEPTEMBER 1962			31 DECEMBER 1962			30 MARCH 1963			30 JUNE 1963		
	Total	Ac-tive	In-Active	Total	Ac-tive	In-Active	Total	Ac-tive	In-Active	Total	Ac-tive	In-Active
<u>INVENTORY - TOTAL</u>	<u>3,660</u>	<u>3,599</u>	<u>61</u>	<u>3,742</u>	<u>3,714</u>	<u>28</u>	<u>3,798</u>	<u>3,696</u>	<u>102</u>	<u>3,861</u>	<u>3,773</u>	<u>88</u>
<u>BOMBER - TOTAL</u>	<u>108</u>	<u>108</u>	-	<u>107</u>	<u>107</u>	-	<u>110</u>	<u>105</u>	<u>5</u>	<u>115</u>	<u>108</u>	<u>7</u>
A-1H(AD-6)	21	21	-	19	19	-	24	24	-	24	24	-
B-26	53	53	-	52	52	-	51	51	-	56	54	2
B-57	22	22	-	23	23	-	23	23	-	23	23	-
P-2E(P2V5)	12	12	-	13	13	-	12	7	5	12	7	5
<u>FIGHTER - TOTAL</u>	<u>1,768</u>	<u>1,734</u>	<u>34</u>	<u>1,761</u>	<u>1,738</u>	<u>23</u>	<u>1,756</u>	<u>1,679</u>	<u>77</u>	<u>1,782</u>	<u>1,732</u>	<u>50</u>
F-80C	91	91	-	90	90	-	86	86	-	86	86	-
F-84F	190	190	-	190	190	-	187	187	-	186	185	1
F-84G	137	134	3	136	133	3	134	113	21	131	113	18
F-86D	108	108	-	108	106	2	107	107	-	110	110	-
F-86E	124	95	29	122	122	-	121	91	30	118	88	30
F-86F	898	896	2	883	882	1	891	880	11	909	908	1
F-86K	49	49	-	47	47	-	47	47	-	45	45	-
F-86L	-	-	-	17	-	17	17	2	15	17	17	-
F-100A	74	74	-	74	74	-	72	72	-	72	72	-
F-100D	43	43	-	41	41	-	50	50	-	40	40	-
F-100F	20	20	-	20	20	-	11	11	-	19	19	-
F-104A	30	30	-	29	29	-	29	29	-	29	29	-
F-104B	4	4	-	4	4	-	4	4	-	4	4	-
F/TF-104G	-	-	-	-	-	-	-	-	-	16	16	-
<u>RECONNAISSANCE - TOTAL</u>	<u>127</u>	<u>127</u>	-	<u>126</u>	<u>126</u>	-	<u>139</u>	<u>138</u>	<u>1</u>	<u>141</u>	<u>141</u>	-
RF-84F	89	89	-	89	89	-	100	100	-	102	102	-
RF-86F	11	11	-	11	11	-	11	11	-	11	11	-
RF-101A	4	4	-	4	4	-	5	5	-	7	7	-
RT-33A	23	23	-	22	22	-	23	22	1	21	21	-
<u>SEARCH AND RESCUE - TOTAL</u>	<u>53</u>	<u>53</u>	-	<u>54</u>	<u>54</u>	-	<u>54</u>	<u>54</u>	-	<u>54</u>	<u>54</u>	-
HU-16(SA-16A)	40	40	-	41	41	-	41	41	-	41	41	-
S-2A(S2F-1)	13	13	-	13	13	-	13	13	-	13	13	-
<u>CARGO - TOTAL</u>	<u>480</u>	<u>479</u>	<u>1</u>	<u>536</u>	<u>534</u>	<u>2</u>	<u>561</u>	<u>561</u>	-	<u>578</u>	<u>570</u>	<u>8</u>
CH-1C	4	4	-	3	3	-	2	2	-	4	4	-
C-46	101	101	-	100	100	-	99	99	-	98	98	-
C-47	311	310	1	369	367	2	389	389	-	398	390	8
C-54	28	28	-	27	27	-	30	30	-	29	29	-
C-118	-	-	-	-	-	-	-	-	-	1	1	-
C-119	36	36	-	37	37	-	37	37	-	40	40	-
C-130	-	-	-	-	-	-	4	4	-	8	8	-
<u>TRAINER - TOTAL</u>	<u>841</u>	<u>823</u>	<u>18</u>	<u>903</u>	<u>901</u>	<u>2</u>	<u>892</u>	<u>889</u>	<u>3</u>	<u>897</u>	<u>886</u>	<u>11</u>
T-6G	247	230	17	280	280	-	278	278	-	279	273	6
T-28A	168	168	-	177	177	-	176	176	-	174	173	1
T-33A	332	331	1	354	352	2	346	343	3	352	349	3
T-34A	53	53	-	59	59	-	53	53	-	53	52	1
T-37B	41	41	-	33	33	-	39	39	-	39	39	-
<u>COMMUNICATIONS - TOTAL</u>	<u>283</u>	<u>275</u>	<u>8</u>	<u>255</u>	<u>254</u>	<u>1</u>	<u>286</u>	<u>270</u>	<u>16</u>	<u>294</u>	<u>282</u>	<u>12</u>
O-1A(L-19A)	69	69	-	67	67	-	82	82	-	82	82	-
U-6A	13	13	-	13	13	-	13	13	-	13	13	-
LT-6G	85	85	-	58	58	-	58	58	-	58	58	-
UH/HH-19	51	45	6	55	54	1	57	56	1	57	56	1
SS-55	5	5	-	4	4	-	4	4	-	4	4	-
UH/CH-34	33	31	2	33	33	-	33	31	2	35	33	2
HH-43	7	7	-	5	5	-	7	6	1	7	7	-
SH-34J(HSS-1)	6	6	-	6	6	-	6	6	-	6	6	-
UH-1B	-	-	-	-	-	-	-	-	-	4	-	4
U-10	-	-	-	-	-	-	12	-	12	12	-	-
Cessna	2	2	-	2	2	-	2	2	-	4	4	-
Morane	12	12	-	12	12	-	12	12	-	12	7	5

Source: Data Applications Division, Data Services Center, Comptroller of the Air Force

DOWNGRADED AT 12 YEAR INTERVALS;
NOT AUTOMATICALLY DECLASSIFIED
DOD DIR. 5200.10

TABLE 99 - MILITARY ASSISTANCE GRANT AID PROGRAM SUPPORTED AIRCRAFT INVENTORY BY STATUS, BY TYPE, MODEL, AND SERIES OF AIRCRAFT, BY COUNTRY, WORLD-WIDE, AT END OF QUARTER - FY 1963

COUNTRY AND TYPE, MODEL, AND SERIES OF AIRCRAFT	30 SEPTEMBER 1962			31 DECEMBER 1962			31 MARCH 1963			30 JUNE 1963		
	Total	Active	In-Active	Total	Active	In-Active	Total	Active	In-Active	Total	Active	In-Active
TOTAL	3,660	3,599	61	3,742	3,714	28	3,798	3,696	102	3,861	3,773	88
EUROPE - TOTAL	548	548	-	542	542	-	540	540	-	543	539	4
Norway - Total	204	204	-	201	201	-	199	199	-	201	197	4
F-86F	87	87	-	86	86	-	85	85	-	85	85	-
F-86K	49	49	-	47	47	-	47	47	-	45	45	-
RF-84F	18	18	-	18	18	-	18	18	-	18	18	-
HU-16 (SA-16A)	16	16	-	16	16	-	16	16	-	16	16	-
C-47	4	4	-	4	4	-	4	4	-	4	4	-
C-119G	8	8	-	8	8	-	8	8	-	8	8	-
T-33A	19	19	-	19	19	-	18	18	-	18	18	-
UH-19D	3	3	-	3	3	-	3	3	-	3	3	-
UH-1B	-	-	-	-	-	-	-	-	-	4	-	4
Spain - Total	344	344	-	341	341	-	341	341	-	342	342	-
F-86F	185	185	-	180	180	-	176	176	-	177	177	-
HJ-16 (SA-16A)	5	5	-	6	6	-	6	6	-	6	6	-
C-47	22	22	-	22	22	-	23	23	-	23	23	-
C-54D	7	7	-	7	7	-	10	10	-	10	10	-
T-6G	56	56	-	55	55	-	55	55	-	55	55	-
T-33A	45	45	-	45	45	-	45	45	-	45	45	-
T-34A	16	16	-	16	16	-	16	16	-	16	16	-
HH-19A	3	3	-	6	6	-	6	6	-	6	6	-
HH-19B	5	5	-	4	4	-	4	4	-	4	4	-
NEAR EAST AND SOUTH ASIA - TOTAL	1,227	1,198	29	1,239	1,238	1	1,249	1,218	31	1,280	1,239	41
Greece - Total	357	328	29	366	366	-	365	335	30	371	333	38
F-84F	98	98	-	98	98	-	97	97	-	97	96	1
F-86D	37	37	-	36	36	-	36	36	-	36	36	-
F-86E	62	33	29	62	62	-	62	32	30	61	31	30
RF-84F	19	19	-	19	19	-	21	21	-	21	21	-
C-47	47	47	-	47	47	-	47	47	-	54	47	7
T-6G	52	52	-	52	52	-	52	52	-	52	52	-
T-33A	38	38	-	48	48	-	47	47	-	47	47	-
UH-19D	4	4	-	4	4	-	3	3	-	3	3	-
Iran - Total	112	112	-	121	121	-	121	121	-	124	124	-
F-86F	50	50	-	49	49	-	49	49	-	47	47	-
RT-33A	12	12	-	12	12	-	12	12	-	10	10	-
C-47	12	12	-	22	22	-	23	23	-	23	23	-
C-130B	-	-	-	-	-	-	-	-	-	4	4	-
T-33A	7	7	-	7	7	-	6	6	-	9	9	-
LT-6G	31	31	-	31	31	-	31	31	-	31	31	-
Pakistan - Total	197	197	-	198	198	-	201	201	-	208	208	-
B-57	22	22	-	23	23	-	23	23	-	23	23	-
F-86F	93	93	-	93	93	-	92	92	-	99	99	-
F-104A	10	10	-	10	10	-	10	10	-	10	10	-
F-104B	2	2	-	2	2	-	2	2	-	2	2	-
RT-33A	6	6	-	6	6	-	6	6	-	6	6	-
C-130	-	-	-	-	-	-	4	4	-	4	4	-
IU-16 (SA-16A)	4	4	-	4	4	-	4	4	-	4	4	-
T-6G	33	33	-	33	33	-	33	33	-	33	33	-
T-33A	16	16	-	16	16	-	16	16	-	16	16	-
T-37B	6	6	-	6	6	-	6	6	-	6	6	-
H-19D	5	5	-	5	5	-	5	5	-	5	5	-

TABLE 99 - MILITARY ASSISTANCE GRANT AID PROGRAM SUPPORTED AIRCRAFT INVENTORY BY STATUS, BY TYPE, MODEL, AND SERIES OF AIRCRAFT, BY COUNTRY, WORLD-WIDE, AT END OF QUARTER - FY 1963 (CONTINUED)

COUNTRY AND TYPE MODEL, AND SERIES OF AIRCRAFT	30 SEPTEMBER 1962			31 DECEMBER 1962			31 MARCH 1963			30 JUNE 1963		
	Total	Active	In-Active	Total	Active	In-Active	Total	Active	In-Active	Total	Active	In-Active
NEAR EAST AND SOUTH ASIA (Continued)												
<u>Saudi Arabia - Total.</u>	28	28	-	27	26	1	29	28	1	31	28	3
F-86F	11	11	-	11	11	-	12	12	-	12	12	-
RF-33A	-	-	-	-	-	-	1	1	-	1	1	-
T-28A	6	6	-	5	5	-	5	5	-	6	5	1
T-33A	7	7	-	7	6	1	7	6	1	8	7	1
T-34A	4	4	-	4	4	-	4	4	-	4	3	1
<u>Turkey - Total</u>	533	533	-	527	527	-	533	533	-	546	546	-
F/TF-104G	-	-	-	-	-	-	-	-	-	16	16	-
F-84F	92	92	-	92	92	-	90	90	-	89	89	-
F-84G	116	116	-	115	115	-	113	113	-	113	113	-
F-86E	62	62	-	60	60	-	59	59	-	57	57	-
F-100D	43	43	-	41	41	-	41	41	-	40	40	-
F-100F	11	11	-	11	11	-	11	11	-	10	10	-
RF-84F	36	36	-	36	36	-	46	46	-	48	48	-
C-47	69	69	-	69	69	-	68	68	-	68	68	-
C-54	2	2	-	2	2	-	2	2	-	2	2	-
T-6G	11	11	-	11	11	-	11	11	-	11	11	-
T-33A	69	69	-	68	68	-	67	67	-	67	67	-
LT-6G	18	18	-	18	18	-	18	18	-	18	18	-
UH/HH-19	4	4	-	4	4	-	7	7	-	7	7	-
<u>AFRICA - TOTAL</u>	47	47	-	50	50	-	50	50	-	52	52	-
<u>Ethiopia - Total</u>	41	41	-	41	41	-	41	41	-	40	40	-
F-86F	11	11	-	11	11	-	11	11	-	11	11	-
C-47	7	7	-	7	7	-	7	7	-	7	7	-
C-54	2	2	-	2	2	-	2	2	-	2	2	-
T-28A	16	16	-	16	16	-	16	16	-	16	16	-
T-33A	5	5	-	5	5	-	5	5	-	4	4	-
<u>Morocco - Total</u>	6	6	-	9	9	-	9	9	-	12	12	-
C-47	3	3	-	6	6	-	6	6	-	6	6	-
C-119/F/G	3	3	-	3	3	-	3	3	-	6	6	-
<u>FAR EAST AND PACIFIC - TOTAL</u>	1,497	1,465	32	1,493	1,468	25	1,525	1,460	65	1,529	1,501	28
<u>Cambodia - Total</u>	55	55	-	70	70	-	70	70	-	71	66	5
C-47	10	10	-	12	12	-	12	12	-	13	13	-
T-28D	4	4	-	16	16	-	16	16	-	16	16	-
T-37B	4	4	-	4	4	-	4	4	-	4	4	-
LT-6G	9	9	-	9	9	-	9	9	-	9	9	-
L-19	8	8	-	8	8	-	8	8	-	8	8	-
L-20	4	4	-	4	4	-	4	4	-	4	4	-
UH/HH-19	2	2	-	3	3	-	3	3	-	3	3	-
Cessna 170/180	2	2	-	2	2	-	2	2	-	2	2	-
Morane 733	12	12	-	12	12	-	12	12	-	12	7	5
<u>Korea - Total</u>	288	288	-	260	260	-	260	260	-	269	269	-
F-86D	36	36	-	36	36	-	37	37	-	40	40	-
F-86F	129	129	-	128	128	-	128	128	-	134	134	-
RF-86F	11	11	-	11	11	-	11	11	-	11	11	-
C-46	15	15	-	15	15	-	14	14	-	14	14	-
T-28A	24	24	-	24	24	-	25	25	-	25	25	-
T-33A	28	28	-	28	28	-	28	28	-	28	28	-
LT-6G	27	27	-	-	-	-	-	-	-	-	-	-
O-1A/E(L-19)	14	14	-	14	14	-	13	13	-	13	13	-
UH/HH-19	4	4	-	4	4	-	4	4	-	4	4	-

TABLE 99 -- MILITARY ASSISTANCE GRANT AID PROGRAM SUPPORTED AIRCRAFT INVENTORY BY STATUS, BY TYPE, MODEL, AND SERIES OF AIRCRAFT, BY COUNTRY, WORLD-WIDE, AT END OF QUARTER - FY 1963 (CONTINUED)

COUNTRY AND TYPE, MODEL, AND SERIES OF AIRCRAFT	30 SEPTEMBER 1962			30 DECEMBER 1962			30 MARCH 1963			30 JUNE 1963		
	Total	Active	In-Active	Total	Active	In-Active	Total	Active	In-Active	Total	Active	In-Active
FAR EAST AND PACIFIC (Continued)												
<u>Philippines - Total</u>	<u>139</u>	<u>136</u>	<u>3</u>	<u>136</u>	<u>131</u>	<u>5</u>	<u>141</u>	<u>139</u>	<u>2</u>	<u>146</u>	<u>144</u>	<u>2</u>
F-86D	18	18	-	19	17	2	17	17	-	17	17	-
F-86F	42	42	-	40	40	-	40	40	-	44	44	-
RT-33A	2	2	-	1	1	-	1	1	-	1	1	-
HU-16 (SA-16A)	3	3	-	3	3	-	3	3	-	3	3	-
C-47	15	14	1	15	14	1	22	22	-	20	20	-
T-28A	15	15	-	15	15	-	15	15	-	15	15	-
T-33A	7	6	1	6	5	1	6	5	1	9	8	1
T-34A	33	33	-	33	33	-	33	33	-	33	33	-
UH/HH-19	4	3	1	4	3	1	4	3	1	4	3	1
<u>Republic of China -</u>												
<u>Total</u>	<u>590</u>	<u>590</u>	<u>-</u>	<u>585</u>	<u>585</u>	<u>-</u>	<u>580</u>	<u>580</u>	<u>-</u>	<u>578</u>	<u>578</u>	<u>-</u>
F-86D	17	17	-	17	17	-	17	17	-	17	17	-
F-86F	239	239	-	237	237	-	235	235	-	232	232	-
F-100A	74	74	-	74	74	-	72	72	-	72	72	-
F-100F	9	9	-	9	9	-	9	9	-	9	9	-
F-104A	20	20	-	19	19	-	19	19	-	19	19	-
F-104B	2	2	-	2	2	-	2	2	-	2	2	-
RF-84F	16	16	-	16	16	-	15	15	-	15	15	-
RF-101A	4	4	-	4	4	-	5	5	-	7	7	-
HJ-16 (SA-16A)	9	9	-	9	9	-	9	9	-	9	9	-
C-46	86	86	-	85	85	-	85	85	-	84	84	-
C-47	23	23	-	23	23	-	23	23	-	23	23	-
C-54	1	1	-	1	1	-	1	1	-	-	-	-
C-118	-	-	-	-	-	-	-	-	-	1	1	-
C-119	15	15	-	15	15	-	15	15	-	15	15	-
T-28A	22	22	-	21	21	-	21	21	-	21	21	-
T-33A	47	47	-	47	47	-	46	46	-	46	46	-
UH/HH-19	6	6	-	6	6	-	6	6	-	6	6	-
<u>Thailand - Total</u>												
<u>Total</u>	<u>242</u>	<u>218</u>	<u>24</u>	<u>262</u>	<u>242</u>	<u>20</u>	<u>284</u>	<u>221</u>	<u>63</u>	<u>280</u>	<u>259</u>	<u>21</u>
F-84C	21	18	3	21	18	3	21	-	21	18	-	18
F-86F	39	37	2	36	36	-	46	35	11	46	45	1
F-86L	-	-	-	17	-	17	17	2	15	17	17	-
RT-33A	3	3	-	3	3	-	3	2	1	3	3	-
C-47	21	21	-	21	21	-	21	21	-	21	21	-
T-6G	75	58	17	83	83	-	83	83	-	83	83	-
T-28D	40	40	-	39	39	-	39	39	-	38	38	-
T-33A	13	13	-	13	13	-	13	13	-	13	13	-
T-37B	8	8	-	8	8	-	8	8	-	8	8	-
CH-34	13	11	2	13	13	-	13	11	2	13	11	2
HH-43B	4	4	-	4	4	-	4	3	1	4	4	-
SS-55	5	5	-	4	4	-	4	4	-	4	4	-
U-10	-	-	-	-	-	-	12	-	12	12	12	-
<u>Vietnam - Total</u>												
<u>Total</u>	<u>183</u>	<u>178</u>	<u>5</u>	<u>180</u>	<u>180</u>	<u>-</u>	<u>190</u>	<u>190</u>	<u>-</u>	<u>185</u>	<u>185</u>	<u>-</u>
A-1H(AD-6)	21	21	-	19	19	-	24	24	-	24	24	-
C-47	37	37	-	38	38	-	38	38	-	34	34	-
T-6C	-	-	-	-	-	-	-	-	-	-	-	-
T-28A	41	41	-	41	41	-	39	39	-	37	37	-
O-1A/E(L-19)	47	47	-	45	45	-	52	52	-	51	51	-
U-6A(L-20)	9	9	-	9	9	-	9	9	-	9	9	-
UH/HH-19	8	3	5	8	8	-	8	8	-	8	8	-
CH-34	20	20	-	20	20	-	20	20	-	22	22	-

TABLE 99 - MILITARY ASSISTANCE GRANT AID PROGRAM SUPPORTED AIRCRAFT INVENTORY BY STATUS, BY TYPE, MODEL, AND SERIES OF AIRCRAFT, BY COUNTRY, WORLD-WIDE, AT END OF QUARTER - FY 1963 (CONTINUED)

COUNTRY AND TYPE, MODEL, AND SERIES OF AIRCRAFT	30 SEPTEMBER 1962			31 DECEMBER 1962			30 MARCH 1963			30 JUNE 1963		
	Total	Active	In-Active	Total	Active	In-Active	Total	Active	In-Active	Total	Active	In-Active
<u>WESTERN HEMISPHERE-TOTAL</u>	<u>341</u>	<u>341</u>	-	<u>418</u>	<u>416</u>	<u>2</u>	<u>434</u>	<u>428</u>	<u>6</u>	<u>457</u>	<u>442</u>	<u>15</u>
<u>Bolivia - Total</u> . . .	2	2	-	8	8	-	8	8	-	11	11	-
C-47	2	2	-	8	8	-	8	8	-	9	9	-
U-17A(Cessna 185) . . .	-	-	-	-	-	-	-	-	-	2	2	-
<u>Brazil - Total</u>	90	90	-	94	94	-	102	96	6	103	97	6
P-2E(P2V5)	12	12	-	13	13	-	12	7	5	12	7	5
F-80C	27	27	-	27	27	-	27	27	-	27	27	-
S-2A(S2F-1)	13	13	-	13	13	-	13	13	-	13	13	-
C-54	11	11	-	11	11	-	11	11	-	11	11	-
C-119C	10	10	-	11	11	-	11	11	-	11	11	-
T-33A	8	8	-	10	10	-	10	9	1	10	9	1
UH/HH-19	3	3	-	3	3	-	3	3	-	3	3	-
SH-34J(H-SS-1)	6	6	-	6	6	-	6	6	-	6	6	-
O-1A	-	-	-	-	-	-	-	9	-	10	10	-
<u>Chile - Total</u>	74	74	-	71	71	-	69	69	-	68	68	-
B-26	24	24	-	21	21	-	21	21	-	21	21	-
F-80C	15	15	-	15	15	-	13	13	-	13	13	-
HU-16A	3	3	-	3	3	-	3	3	-	3	3	-
C-47	16	16	-	16	16	-	16	16	-	15	15	-
T-6G	9	9	-	9	9	-	9	9	-	9	9	-
T-33A	3	3	-	3	3	-	3	3	-	3	3	-
T-37E	4	4	-	4	4	-	4	4	-	4	4	-
<u>Colombia - Total</u>	34	34	-	43	43	-	50	50	-	50	50	-
B-26	12	12	-	9	9	-	8	8	-	8	8	-
F-80C	7	7	-	7	7	-	7	7	-	7	7	-
F-86F	-	-	-	-	-	-	5	5	-	5	5	-
C-47	3	3	-	13	13	-	14	14	-	14	14	-
C-54	5	5	-	4	4	-	4	4	-	4	4	-
T-33A	4	4	-	9	9	-	9	9	-	9	9	-
HH-43B	3	3	-	1	1	-	3	3	-	3	3	-
<u>Dominican Republic -</u>												
<u>Total</u>	-	-	-	34	34	-	32	32	-	32	24	8
B-26	-	-	-	5	5	-	5	5	-	4	3	1
C-47	-	-	-	2	2	-	2	2	-	2	1	1
T-6G	-	-	-	26	26	-	24	24	-	25	19	6
UH-19	-	-	-	1	1	-	1	1	-	1	1	-
<u>Ecuador - Total</u>	30	30	-	28	28	-	27	27	-	31	31	-
F-80C	12	12	-	11	11	-	11	11	-	11	11	-
C-47	8	8	-	8	8	-	8	8	-	10	10	-
CH-1C	4	4	-	3	3	-	3	3	-	3	3	-
T-6G	3	3	-	3	3	-	3	3	-	3	3	-
T-33A	3	3	-	3	3	-	2	2	-	4	4	-
<u>El Salvador - Total</u>	-	-	-	22	22	-	22	22	-	22	22	-
C-47	-	-	-	22	22	-	22	22	-	22	22	-
<u>Guatemala - Total</u>	2	2	-	5	5	-	8	8	-	18	17	1
B-26	-	-	-	1	1	-	1	1	-	7	7	-
C-47	2	2	-	5	4	1	4	4	-	6	6	-
T-33A	-	-	-	-	-	-	4	4	-	4	4	-
<u>Honduras - Total</u>	-	-	-	3	3	-	3	3	-	3	3	-
C-47	-	-	-	3	3	-	3	3	-	3	3	-
<u>Nicaragua - Total</u>	-	-	-	8	8	-	3	3	-	3	3	-
C-47	-	-	-	1	1	-	3	3	-	3	3	-
T-33A	-	-	-	7	7	-	-	-	-	-	-	-
<u>Paraguay - Total</u>	-	-	-	2	2	-	7	7	-	7	7	-
C-47	-	-	-	2	2	-	7	7	-	7	7	-
<u>Peru - Total</u>	73	73	-	82	81	1	87	87	-	92	92	-
B-26	17	17	-	17	17	-	17	17	-	15	15	-

DOWNGRADED AT 12 YEAR INTERVALS;
NOT AUTOMATICALLY DECLASSIFIED
DOD DIR. 5200.10

TABLE 99 -- MILITARY ASSISTANCE GRANT AID PROGRAM SUPPORTED AIRCRAFT INVENTORY BY STATUS, BY TYPE, MODEL, AND SERIES OF AIRCRAFT, BY COUNTRY, WORLD-WIDE, AT END OF QUARTER - FY 1963 (CONTINUED)

COUNTRY AND TYPE, MODEL, AND SERIES OF AIRCRAFT	30 SEPTEMBER 1962			31 DECEMBER 1962			30 MARCH 1963			30 JUNE 1963		
	Total	Active	In-Active	Total	Active	In-Active	Total	Active	In-Active	Total	Active	In-Active
<u>WESTERN HEMISPHERE - (Continued)</u>												
<u>Peru (Continued)</u> . . .												
F-80C	16	16	-	16	16	-	16	16	-	16	16	-
F-86F	12	12	-	12	11	1	12	12	-	17	17	-
C-47	-	-	-	11	11	-	16	16	-	18	18	-
T-33A	9	9	-	9	9	-	9	9	-	9	9	-
T-37B	19	19	-	17	17	-	17	17	-	17	17	-
<u>Uruguay - Total</u> . . .	<u>36</u>	<u>36</u>	<u>-</u>	<u>38</u>	<u>38</u>	<u>-</u>	<u>36</u>	<u>36</u>	<u>-</u>	<u>37</u>	<u>37</u>	<u>-</u>
F-80C	14	14	-	14	14	-	12	12	-	12	12	-
C-47	10	10	-	12	12	-	12	12	-	13	13	-
T-6G	8	8	-	8	8	-	8	8	-	8	8	-
T-33A	4	4	-	4	4	-	4	4	-	4	4	-

Source: Data Applications Division, Data Services Center, Comptroller of the Air Force.

Downgraded at 12-Year Intervals:
Not Automatically Declassified
DOD Dir 5200.10

TABLE 100 - MILITARY ASSISTANCE GRANT AID PROGRAM AIRCRAFT ATTRITION BY TYPE, MODEL, AND SERIES OF AIRCRAFT, WORLD-WIDE - FY 1963

TYPE, MODEL, AND SERIES OF AIRCRAFT	TOTAL	OPERATIONAL	NON-OPERATIONAL
<u>TOTAL</u>	<u>193</u>	<u>131</u>	<u>62</u>
<u>BOMBER - TOTAL</u>	<u>12</u>	<u>4</u>	<u>8</u>
A-1H (AD-6)	3	1	2
B-26	8	2	6
P-2E (P2V5)	1	1	-
<u>FIGHTER - TOTAL</u>	<u>113</u>	<u>80</u>	<u>33</u>
F-80C	6	6	-
F-84F	8	8	-
F-84G	22	9	13
F-86D	2	2	-
F-86E	8	7	1
F-86F	57	38	19
F-86K	2	2	-
F-100A	2	2	-
F-100D	3	3	-
F-100F	1	1	-
F-104A	2	2	-
<u>RECONNAISSANCE - TOTAL</u>	<u>4</u>	<u>3</u>	<u>1</u>
RF-84F	1	-	1
RT-33A	3	3	-
<u>CARGO - TOTAL</u>	<u>13</u>	<u>12</u>	<u>1</u>
CH-1C	2	2	-
C-46	2	2	-
C-47	6	5	1
C-54	2	2	-
C-119	1	1	-
<u>TRAINER - TOTAL</u>	<u>39</u>	<u>26</u>	<u>13</u>
T-6G	14	5	9
T-28A	10	7	3
T-33A	13	12	1
T-37	2	2	-
<u>COMMUNICATIONS - TOTAL</u>	<u>12</u>	<u>6</u>	<u>6</u>
O-1A (L-19)	4	1	3
UH-19	4	4	-
CH-34	1	-	1
HH-43	2	-	2
SS-55	1	1	-

Source: Data Applications Division, Data Services Center, Comptroller of the Air Force.

TABLE 101 - MILITARY ASSISTANCE GRANT AID PROGRAM AIRCRAFT HOURS FLOWN BY TYPE, MODEL, AND SERIES OF AIRCRAFT, WORLD-WIDE, BY QUARTER - FY 1963

TYPE, MODEL, AND SERIES OF AIRCRAFT	TOTAL	FIRST QUARTER	SECOND QUARTER	THIRD QUARTER	FOURTH QUARTER
<u>HOURS - TOTAL</u>	<u>886,168</u>	<u>211,205</u>	<u>230,251</u>	<u>216,775</u>	<u>227,937</u>
<u>BOMBER - TOTAL</u>	<u>20,517</u>	<u>5,161</u>	<u>5,735</u>	<u>4,755</u>	<u>4,866</u>
A-1H (AD-6)	8,632	1,979	2,215	2,125	2,313
B-26	6,029	1,871	1,910	1,063	1,185
B-57	5,448	1,280	1,401	1,437	1,330
P-2E(P2V5)	408	31	209	130	38
<u>FIGHTER - TOTAL</u>	<u>350,743</u>	<u>93,245</u>	<u>89,389</u>	<u>84,019</u>	<u>84,090</u>
F-80C	9,224	3,212	2,733	1,473	1,806
F-84F	34,414	10,625	8,830	9,121	5,838
F-84G	24,757	7,953	6,322	4,187	6,295
F-86D	19,840	5,130	5,595	5,310	3,805
F-86E	18,365	6,020	4,530	3,342	4,473
F-86F	202,700	51,072	52,394	50,126	49,108
F-86K	12,644	3,150	2,763	3,001	3,730
F-86L	41	-	-	10	31
F-100A	16,013	3,481	3,962	4,334	4,236
F-100D	3,118	630	345	728	1,415
F-100F	3,811	778	849	762	1,422
F-104A	5,551	1,188	1,025	1,499	1,839
F-104B	248	6	41	126	75
F-104G	17	-	-	-	17
<u>RECONNAISSANCE - TOTAL</u>	<u>24,754</u>	<u>6,385</u>	<u>6,933</u>	<u>6,670</u>	<u>4,766</u>
RF-84F	16,185	4,405	4,787	4,426	2,567
RF-86F	2,346	570	584	559	633
RF-101A	1,069	308	289	223	249
RT-33A	5,154	1,102	1,273	1,462	1,317
<u>SEARCH AND RESCUE - TOTAL</u>	<u>15,921</u>	<u>3,978</u>	<u>3,695</u>	<u>3,725</u>	<u>4,523</u>
HU-16(SA-16A)	12,788	3,100	3,033	3,070	3,585
S-2A (S2F-1)	3,133	878	662	655	938
<u>CARGO - TOTAL</u>	<u>177,184</u>	<u>36,181</u>	<u>45,833</u>	<u>45,488</u>	<u>49,682</u>
CH-1C	479	264	175	12	28
C-46	33,936	7,785	7,683	9,766	8,702
C-47	118,437	22,892	31,194	30,347	34,004
C-54	12,751	2,571	3,694	2,929	3,557
C-119G	11,268	2,669	3,087	2,424	3,088
C-130	313	-	-	10	303
<u>TRAINER - TOTAL</u>	<u>211,360</u>	<u>46,195</u>	<u>58,804</u>	<u>51,202</u>	<u>55,159</u>
T-6G	52,166	11,095	15,349	12,238	13,484
T-28A	43,745	8,727	11,818	11,737	11,463
T-33A	89,898	22,116	23,081	21,685	23,016
T-34A	18,142	3,643	5,734	4,197	4,568
T-37B	7,409	614	2,822	1,345	2,628
<u>COMMUNICATIONS - TOTAL</u>	<u>85,689</u>	<u>20,060</u>	<u>19,862</u>	<u>20,916</u>	<u>24,851</u>
O-1A(L-19A)	41,224	8,829	9,203	10,623	12,569
U-6A(L-20)	4,780	1,187	1,128	1,259	1,206
LT-6G	10,914	3,609	2,151	1,975	3,179
UH/HH-19	10,213	2,082	2,471	2,527	3,133
S3-55	574	217	219	138	-
UH/CH-34	10,823	2,795	2,558	2,724	2,746
HH-43	861	116	148	274	323
SH-34J(HSS-1)	836	225	294	96	221
U-10	314	-	-	-	314
Cessna	22	-	-	-	22
Morane	5,128	1,000	1,690	1,300	1,138

Source: Data Applications Division, Data Services Center, Comptroller of the Air Force.

Downgraded at 12-Year Intervals:
Not Automatically Declassified
DOD Dir 5200.10

TABLE 102 - MILITARY ASSISTANCE GRANT AID PROGRAM AIRCRAFT HOURS FLOWN BY TYPE, MODEL, AND SERIES OF AIRCRAFT, BY COUNTRY, WORLD-WIDE, BY QUARTER - FY 1963

COUNTRY AND TYPE, MODEL AND SERIES OF AIRCRAFT	TOTAL	FIRST QUARTER	SECOND QUARTER	THIRD QUARTER	FOURTH QUARTER
TOTAL	<u>886,168</u>	<u>211,205</u>	<u>230,251</u>	<u>216,775</u>	<u>227,937</u>
EUROPE - TOTAL	<u>118,171</u>	<u>27,519</u>	<u>30,453</u>	<u>28,015</u>	<u>32,184</u>
Norway - Total	<u>48,421</u>	<u>13,077</u>	<u>10,729</u>	<u>11,755</u>	<u>12,860</u>
F-86F	12,482	3,840	2,575	3,195	2,871
F-86K	12,644	3,150	2,763	3,001	3,730
RF-84F	4,567	1,427	1,187	1,026	927
HU-16(SA-16A)	5,774	1,421	1,395	1,215	1,743
C-47	2,375	518	530	581	746
C-119G	3,442	794	834	829	935
T-33A	6,168	1,516	1,370	1,703	1,579
UH-19D	969	411	75	204	279
Spain - Total	<u>69,750</u>	<u>14,442</u>	<u>19,724</u>	<u>16,260</u>	<u>19,324</u>
F-86F	38,026	9,073	9,772	9,182	9,999
HU-16(SA-16A)	1,537	304	390	426	517
C-47	2,334	559	911	486	378
C-54	2,265	372	397	479	1,017
T-6G	11,997	2,012	3,941	2,741	3,213
T-33A	6,174	1,442	1,752	1,492	1,488
T-34A	7,082	670	2,323	1,410	2,679
HH-19A	196	-	131	44	21
HH-19B	129	10	107	-	12
NEAR EAST AND SOUTH ASIA - TOTAL	<u>251,872</u>	<u>65,959</u>	<u>62,486</u>	<u>58,215</u>	<u>65,212</u>
Greece - Total	<u>62,295</u>	<u>18,388</u>	<u>13,889</u>	<u>15,009</u>	<u>15,009</u>
F-84F	18,148	5,813	3,579	4,378	4,378
F-86D	6,022	1,754	1,316	1,476	1,476
F-86E	4,476	1,282	1,096	1,049	1,049
RF-84F	3,590	1,114	816	830	830
C-47	10,134	3,016	2,480	2,319	2,319
T-6G	7,405	2,444	1,949	1,506	1,506
T-33A	12,148	2,818	2,510	3,410	3,410
UH-19D	372	147	143	41	41
Iran - Total	<u>28,660</u>	<u>7,207</u>	<u>6,834</u>	<u>7,393</u>	<u>7,226</u>
F-86F	10,248	3,272	2,550	2,353	2,063
RT-33A	3,222	583	783	991	865
C-47	7,889	1,371	1,550	2,672	2,296
C-130B	17	-	-	-	17
T-33A	2,243	680	603	459	501
LT-6G	5,041	1,301	1,348	908	1,484
Pakistan - Total	<u>49,881</u>	<u>10,039</u>	<u>12,857</u>	<u>12,615</u>	<u>14,370</u>
B-57	5,448	1,280	1,401	1,437	1,330
F-86F	23,711	4,851	5,991	6,260	6,609
F-104A	2,088	277	468	615	728
C-130B	296	-	-	10	296
RT-33A	1,302	319	323	344	316
HU-16(SA-16A)	479	107	117	73	182
T-6G	10,747	1,926	3,150	2,517	3,154
T-33A	3,518	874	901	742	1,001
T-37B	1,476	284	325	414	453
UH/HH-19D	816	121	181	203	311
Saudi Arabia - Total	<u>2,531</u>	<u>1,133</u>	<u>419</u>	<u>432</u>	<u>547</u>
F-86F	932	404	144	164	220
RT-33A	14	-	-	-	14

TABLE 102 - MILITARY ASSISTANCE GRANT AID PROGRAM AIRCRAFT HOURS FLOWN BY TYPE, MODEL, AND SERIES OF AIRCRAFT, BY COUNTRY, WORLD-WIDE, BY QUARTER - FY 1963 (CONTINUED)

COUNTRY AND TYPE, MODEL AND SERIES OF AIRCRAFT	TOTAL	FIRST QUARTER	SECOND QUARTER	THIRD QUARTER	FOURTH QUARTER
<u>NEAR EAST AND SOUTH ASIA (Continued)</u>					
<u>Saudi Arabia (Continued)</u>					
T-28A	597	233	125	145	94
T-33A	773	336	150	92	195
T-34A	215	160	-	31	24
<u>Turkey - Total</u>	<u>108,505</u>	<u>29,192</u>	<u>28,487</u>	<u>22,766</u>	<u>28,060</u>
F-84F	16,266	4,812	5,251	4,743	1,460
F-84G	23,812	7,534	5,903	4,080	6,295
F-86E	13,889	4,738	3,434	2,293	3,424
F-100D	3,118	630	345	728	1,415
F-100F	2,002	499	309	262	932
F/TF-104G	17	-	-	-	17
RF-84F	5,511	1,294	1,965	1,670	582
C-47	19,228	4,184	5,335	3,662	6,047
C-54D	760	210	220	114	216
T-6G	2,024	220	319	539	946
T-33A	17,613	4,572	4,729	3,558	4,754
LT-6G	3,306	299	548	887	1,572
UH/HH-19	959	200	129	230	400
<u>AFRICA - TOTAL</u>	<u>12,453</u>	<u>2,092</u>	<u>2,635</u>	<u>3,939</u>	<u>3,817</u>
<u>Ethiopia - Total</u>	<u>10,171</u>	<u>2,092</u>	<u>1,961</u>	<u>3,059</u>	<u>3,059</u>
F-86F	2,110	360	482	634	634
C-47	2,207	492	381	667	667
C-54	664	117	183	182	182
T-28A	4,117	860	689	1,284	1,284
T-33A	1,073	263	226	292	292
<u>Morocco - Total</u>	<u>2,282</u>	-	<u>674</u>	<u>850</u>	<u>758</u>
C-47	1,442	-	440	571	431
C-119	840	-	234	279	327
<u>FAR EAST AND PACIFIC - TOTAL</u>	<u>424,369</u>	<u>98,706</u>	<u>111,464</u>	<u>109,624</u>	<u>104,575</u>
<u>Cambodia - Total</u>	<u>17,333</u>	<u>3,500</u>	<u>4,953</u>	<u>4,545</u>	<u>4,325</u>
C-47	4,322	750	1,228	1,200	1,144
T-28D	1,472	300	328	400	444
T-37B	508	300	102	75	31
LT-6G	758	200	255	180	123
L-19	2,613	500	742	700	671
L-20	1,565	300	432	420	413
UH/HH-19	967	150	186	270	361
Morane-733	5,128	1,000	1,690	1,300	1,138
<u>Korea - Total</u>	<u>76,972</u>	<u>19,527</u>	<u>21,233</u>	<u>19,543</u>	<u>16,669</u>
F-86D	8,376	2,111	2,745	2,310	1,210
F-86F	36,933	8,697	10,128	9,593	8,515
RF-86F	2,346	570	584	559	633
C-46	5,239	1,327	1,372	1,266	1,274
T-28A	7,028	1,122	2,444	1,981	1,481
T-33A	12,826	3,403	3,279	3,220	2,924
LT-6G	1,809	1,809	-	-	-
O-1A/E(L-19)	1,412	205	416	382	409
UH/HH-19	1,003	283	265	232	223
<u>Philippines - Total</u>	<u>37,807</u>	<u>8,878</u>	<u>10,811</u>	<u>9,057</u>	<u>9,061</u>
F-86D	1,807	490	508	564	245

TABLE 102 - MILITARY ASSISTANCE GRANT AID PROGRAM AIRCRAFT HOURS FLOWN BY TYPE, MODEL, AND SERIES OF AIRCRAFT, BY COUNTRY, WORLD-WIDE, BY QUARTER - FY 1963 (CONTINUED)

COUNTRY AND TYPE, MODEL AND SERIES OF AIRCRAFT	TOTAL	FIRST QUARTER	SECOND QUARTER	THIRD QUARTER	FOURTH QUARTER
<u>FAR EAST AND PACIFIC (Continued)</u>					
<u>Philippines - (Continued)</u>					
F-86F	6,823	1,433	1,677	1,938	1,770
RT-33A	470	129	141	103	97
HU-16(SA-16A)	722	144	175	236	167
C-47	9,863	1,823	2,415	2,382	3,243
T-28A	5,437	1,796	1,852	579	1,210
T-33A	1,447	333	408	349	357
T-34A	10,561	2,529	3,411	2,756	1,865
UH/HH-19	677	196	224	150	107
<u>Republic of China - Total</u>	<u>166,307</u>	<u>40,014</u>	<u>42,833</u>	<u>42,765</u>	<u>40,695</u>
F-86D	3,635	775	1,026	950	874
F-86F	62,767	16,536	16,915	15,042	14,274
F-100A	16,013	3,481	3,962	4,334	4,236
F-100F	1,809	279	540	500	490
F-104A	3,463	911	557	884	1,111
F-104B	248	6	41	126	75
RF-84F	2,517	570	819	900	228
RF-101A	1,069	308	289	223	249
HU-16(SA-16A)	3,852	974	956	1,001	921
C-46	27,821	6,328	6,311	8,500	6,682
C-47	7,927	1,488	2,173	2,005	2,261
C-54	6	5	1	-	-
C-119	5,951	1,544	1,530	1,242	1,635
T-28A	8,893	2,026	2,360	2,088	2,419
T-33A	18,532	4,302	4,931	4,500	4,799
UH/HH-19	1,804	481	422	460	441
<u>Thailand - Total</u>	<u>38,460</u>	<u>8,493</u>	<u>10,549</u>	<u>10,433</u>	<u>8,985</u>
F-84G	945	419	419	107	-
F-86F	6,990	2,038	1,842	1,506	1,604
F-86L	41	-	-	10	31
RT-33A	146	71	26	24	25
C-47	4,949	937	1,370	1,321	1,271
T-6G	11,049	2,841	3,588	2,721	1,899
T-28D	6,276	229	1,419	2,553	2,075
T-33A	1,968	299	387	684	598
T-37B	1,550	294	462	480	314
UH/HH-19A	-	-	-	-	-
HH-43	333	47	112	107	67
S-55	574	217	219	138	-
CH-34C	3,325	1,051	705	782	787
U-10	314	-	-	-	314
<u>Vietnam - Total</u>	<u>87,490</u>	<u>18,294</u>	<u>21,075</u>	<u>23,281</u>	<u>24,840</u>
A-1H(AD-6)	8,632	1,979	2,215	2,125	2,313
C-47	21,202	4,665	5,632	5,724	5,181
T-6G	-	-	-	-	-
T-28	9,925	2,161	2,601	2,707	2,456
O-1A/E(L-19)	35,626	6,852	8,045	9,387	11,342
U-6A(L-20)	3,215	887	695	839	793
UH/HH-19	1,392	6	33	557	796
CH-34	7,498	1,744	1,853	1,942	1,959
<u>WESTERN HEMISPHERE - TOTAL</u>	<u>79,303</u>	<u>16,929</u>	<u>23,213</u>	<u>17,012</u>	<u>22,149</u>
<u>Bolivia - Total</u>	<u>1,707</u>	<u>-</u>	<u>555</u>	<u>554</u>	<u>598</u>
C-47	1,655	-	555	554	576
U-17A (Cessna 185)	22	-	-	-	22

TABLE 102 - MILITARY ASSISTANCE GRANT AID PROGRAM AIRCRAFT HOURS FLOWN BY TYPE, MODEL, AND SERIES OF AIRCRAFT, BY COUNTRY, WORLD-WIDE, BY QUARTER - FY 1963 (CONTINUED)

COUNTRY AND TYPE, MODEL AND SERIES OF AIRCRAFT	TOTAL	FIRST QUARTER	SECOND QUARTER	THIRD QUARTER	FOURTH QUARTER
<u>WESTERN HEMISPHERE (Continued)</u>					
<u>Brazil - Total</u>	<u>16,511</u>	<u>4,078</u>	<u>5,563</u>	<u>3,139</u>	<u>3,731</u>
P-2E(P2V5)	408	31	209	130	38
F-80C	2,204	915	949	140	200
C-54	1,375	1,375	2,307	1,697	1,726
C-119C	1,035	331	489	74	141
S-2A(S2F-1)	3,133	878	662	655	938
T-33A	1,013	246	436	90	241
UH/HH-19	476	77	217	103	79
SH-34J(HSS-1)	836	225	294	96	221
O-1A	301	-	-	154	147
<u>Chile - Total</u>	<u>13,220</u>	<u>3,550</u>	<u>3,772</u>	<u>3,018</u>	<u>2,880</u>
B-26	2,450	950	800	404	296
F-80C	1,626	350	478	366	432
HU-16A	638	150	314	119	55
C-47	5,855	1,400	1,585	1,543	1,327
T-6G	1,977	500	410	487	580
T-33A	484	180	171	56	77
T-37B	190	20	14	43	113
<u>Colombia - Total</u>	<u>11,314</u>	<u>2,093</u>	<u>3,218</u>	<u>3,017</u>	<u>2,986</u>
B-26	1,634	492	580	335	227
F-80C	1,194	463	315	229	187
F-86F	133	-	-	41	92
T-33A	1,152	184	263	427	278
C-47	4,722	393	1,438	1,361	1,530
C-54	1,951	492	586	457	416
HH-43B	528	69	36	167	256
<u>Dominican Republic - Total</u>	<u>2,055</u>	-	<u>779</u>	<u>788</u>	<u>488</u>
B-26	95	-	34	35	26
C-47	44	-	8	23	13
T-6G	1,777	-	693	697	387
UH-19	139	-	44	33	62
<u>Ecuador - Total</u>	<u>6,089</u>	<u>1,180</u>	<u>1,985</u>	<u>907</u>	<u>2,017</u>
F-80C	938	285	207	248	198
T-6G	601	121	212	99	169
T-33A	227	58	94	44	31
C-47	3,844	452	1,297	504	1,591
CH-1C	479	264	175	12	28
<u>El Salvador - Total</u>	<u>167</u>	-	-	<u>12</u>	<u>155</u>
C-47	167	-	-	12	155
<u>Guatemala - Total</u>	<u>1,849</u>	<u>130</u>	<u>570</u>	<u>403</u>	<u>746</u>
B-26	179	-	-	-	179
C-47	1,509	130	570	351	458
T-33A	161	-	-	52	109
<u>Honduras - Total</u>	<u>560</u>	-	<u>160</u>	<u>200</u>	<u>200</u>
C-47	560	-	160	200	200
<u>Nicaragua - Total</u>	<u>646</u>	-	<u>375</u>	<u>95</u>	<u>176</u>
C-47	376	-	105	95	176
T-33	270	-	270	-	-
<u>Paraguay - Total</u>	<u>2,097</u>	-	<u>280</u>	<u>912</u>	<u>905</u>
C-47	2,097	-	280	912	905

DOWNGRADED AT 12 YEAR INTERVALS;
NOT AUTOMATICALLY DECLASSIFIED
DOD DIR. 5200.10

TABLE 102 - MILITARY ASSISTANCE GRANT AID PROGRAM AIRCRAFT HOURS FLOWN BY TYPE, MODEL, AND SERIES OF AIRCRAFT, BY COUNTRY, WORLD-WIDE, BY QUARTER - FY 1963 (CONTINUED)

COUNTRY AND TYPE, MODEL AND SERIES OF AIRCRAFT	TOTAL	FIRST QUARTER	SECOND QUARTER	THIRD QUARTER	FOURTH QUARTER
<u>WESTERN HEMISPHERE (Continued)</u>					
<u>Peru - Total</u>	<u>13,454</u>	<u>3,621</u>	<u>3,723</u>	<u>2,107</u>	<u>3,998</u>
B-26	1,671	429	496	289	457
F-80C	2,240	884	509	362	485
F-85F	1,545	563	318	207	457
C-47	1,088	-	-	482	606
T-33A	1,669	473	486	434	276
T-37B	5,241	1,272	1,919	333	1,717
<u>Uruguay - Total</u>	<u>9,634</u>	<u>2,277</u>	<u>2,228</u>	<u>1,860</u>	<u>3,269</u>
F-80C	1,022	315	275	123	304
C-47	3,494	794	751	720	1,229
T-6G	4,679	1,031	1,037	931	1,630
T-33A	439	137	115	81	106

Source: Data Applications Division, Data Services Center, Comptroller of the Air Force.

DOWNGRADED AT 12 YEAR INTERVALS;
NOT AUTOMATICALLY DECLASSIFIED
DOD DIR. 5200.10

TABLE 103 - MILITARY ASSISTANCE GRANT AID PROGRAM AIRCRAFT DELIVERIES BY TYPE, MODEL, AND SERIES OF AIRCRAFT, WORLD-WIDE - FY 1950 THROUGH FY 1963 AND BY QUARTER - FY 1963

TYPE, MODEL, AND SERIES OF AIRCRAFT	FY 1950 THROUGH FY 1963	FY 1963				
		Total	First Quarter	Second Quarter	Third Quarter	Fourth Quarter
<u>TOTAL</u>	<u>14,430</u>	<u>369</u>	<u>87</u>	<u>94</u>	<u>84</u>	b/ <u>104</u>
<u>BOMBER - TOTAL</u>	<u>429</u>	<u>7</u>	-	<u>1</u>	<u>5</u>	<u>1</u>
A-1H(AD-6)	34	5	-	-	5	-
B-17	5	-	-	-	-	-
B-25	6	-	-	-	-	-
B-26	165	-	-	-	-	-
B-29	84	-	-	-	-	-
B-57	25	2	-	1	-	1
P-2E(P2V5)	52	-	-	-	-	-
PBY5A	20	-	-	-	-	-
P4Y2	38	-	-	-	-	-
<u>FIGHTER - TOTAL</u>	<u>9,511</u>	<u>(53)</u>	-	<u>20</u>	<u>14</u>	<u>(87)</u>
F-8F	384	6	-	-	-	6
F-47D	330	-	-	-	-	-
F-47N	195	-	-	-	-	-
F-51D	304	-	-	-	-	-
F-80C	113	-	-	-	-	-
F-84E	100	-	-	-	-	-
F-84F	1,505	1	-	1	-	-
F-84G	2,331	-	-	-	-	-
F-86D	258	5	-	2	3	-
F-86E	197	-	-	-	-	-
F-86E (GFP)	233	-	-	-	-	-
F-86F	1,514	5	-	-	-	5
F-86F (Ship Sets)	a/ 180	(120)	-	-	-	(120)
F-86K	214	-	-	-	-	-
F-86K (Ship Sets)	127	-	-	-	-	-
F-86L	17	17	-	17	-	-
YF-86K (Proto Type)	2	-	-	-	-	-
CF-100	53	-	-	-	-	-
F-100A	80	-	-	-	-	-
F-100D	167	-	-	-	-	-
F-100F	45	-	-	-	-	-
F-104A	32	-	-	-	-	-
F-104B	6	-	-	-	-	-
F-104G	29	29	-	-	11	18
FH-19A	4	4	-	-	-	4
Hawker Hunter	531	-	-	-	-	-
Mystere (MD 452)	225	-	-	-	-	-
Ouragan	185	-	-	-	-	-
Vampire 5	35	-	-	-	-	-
Vampire 53	75	-	-	-	-	-
<u>RECONNAISSANCE - TOTAL</u>	<u>646</u>	<u>49</u>	<u>19</u>	<u>11</u>	<u>15</u>	<u>4</u>
G-91	50	49	19	11	15	4
RB-26	8	-	-	-	-	-
RB-29	3	-	-	-	-	-
RB-57	4	-	-	-	-	-
RF-51	18	-	-	-	-	-
RF-84F	449	-	-	-	-	-
RF-86F	17	-	-	-	-	-
RF-100A	4	-	-	-	-	-

a/ F-86F(SS) and T-33A(SS) no longer include those aircraft assembled from components.
 b/ Includes adjustments to previously reported data.

Source: Data Applications Division, Data Services Center, Comptroller of the Air Force

Downgraded at 12-Year Intervals:
 Not Automatically Declassified
 DOD Dir 5200.10

TABLE 103 - MILITARY ASSISTANCE GRANT AID PROGRAM AIRCRAFT DELIVERIES BY TYPE, MODEL, AND SERIES OF AIRCRAFT, WORLD-WIDE - FY 1950 THROUGH FY 1963 AND BY QUARTER - FY 1963 (CONTINUED)

TYPE, MODEL, AND SERIES OF AIRCRAFT	FY 1950 THROUGH FY 1963	FY 1963				
		Total	First Quarter	Second Quarter	Third Quarter	Fourth Quarter
<u>RECONNAISSANCE - (Continued)</u>						
RF-101A	6	-	-	-	-	-
RT-33A	87	-	-	-	-	-
<u>SEARCH AND RESCUE - TOTAL</u>						
HU-16 (SA-16A)	73	-	-	-	-	-
SC-54	56	-	-	-	-	-
S-2A (S2F-1)	4	-	-	-	-	-
	13	-	-	-	-	-
<u>CARGO - TOTAL</u>						
C-45	579	114	14	31	30	39
C-46D	7	-	-	-	-	-
C-47	54	-	-	-	-	-
C-54	342	73	4	27	23	19
C-119C/F/G	35	9	5	-	3	1
C-121A	132	24	5	4	-	15
C-130	1	-	-	-	-	-
	8	8	-	-	4	4
<u>TRAINER - TOTAL</u>						
T-6D/F/G	2,708	140	45	20	8	67
LT-6G	846	-	-	-	-	-
T-7	116	-	-	-	-	-
T-13	28	-	-	-	-	-
T-28A	2	-	-	-	-	-
T-33A	201	37	35	1	-	1
T-33A (Ship Sets)	875	44	10	7	8	19
T-34A	178	(32)	-	-	-	(32)
T-37	70	a/ 50	-	-	-	50
Harvard Mark IV	64	41	-	12	-	29
Morane 733	291	-	-	-	-	-
Sipa 12	25	-	-	-	-	-
PT-13	10	-	-	-	-	-
	2	-	-	-	-	-
<u>COMMUNICATIONS - TOTAL</u>						
L-4	484	112	9	11	12	80
L-5	5	-	-	-	-	-
L-18C	9	-	-	-	-	-
O-1A (L-19)	40	-	-	-	-	-
O-6A (L-20)	104	9	-	7	-	2
U-7 (L-21)	21	-	-	-	-	-
UH-19 (H-19A/B/D)	1	-	-	-	-	-
CH-19E	87	6	2	2	-	2
CH-21 (H-21B)	2	2	-	2	-	-
CH-34A (H-34A)	10	-	-	-	-	-
HH-43B (H-43B)	37	-	-	-	-	-
SH-34G (HSS-1)	19	7	7	-	-	-
UH-34D (HUS-1)	6	-	-	-	-	-
HH-19 (SH-19A)	25	-	-	-	-	-
Cessna CH-1C	4	-	-	-	-	-
Cessna 185	6	2	-	-	-	2
Dragon Fly	11	11	-	-	-	11
Sweitzer Glider	10	-	-	-	-	-
UH-1	60	60	-	-	-	60
U-10	3	3	-	-	-	3
Vertol 44A	12	12	-	-	12	-
	12	-	-	-	-	-

a/ F-86F(SS) and T-33A(SS) no longer include those aircraft assembled from components.

b/ Includes adjustments to previously reported data.

Source: Data Applications Division, Data Services Center, Comptroller of the Air Force

Downgraded at 12-Year Intervals:
Not Automatically Declassified
DOD Dir 5200.10

TABLE 104 - MILITARY ASSISTANCE GRANT AID PROGRAM AIRCRAFT DELIVERIES BY RECIPIENT COUNTRY, BY TYPE, MODEL, AND SERIES OF AIRCRAFT, WORLD-WIDE - FY 1950 THROUGH FY 1963 AND BY QUARTER - FY 1963

(Parentheses denote negative quantities)

COUNTRY AND TYPE, MODEL, AND SERIES OF AIRCRAFT	FY 1950 THROUGH FY 1963	FY 1963				
		Total	First Quarter	Second Quarter	Third Quarter	Fourth Quarter
<u>TOTAL</u>	<u>14,430</u>	<u>369</u>	<u>87</u>	<u>94</u>	<u>84</u>	<u>104</u>
<u>EUROPE - TOTAL</u>	<u>7,374</u>	<u>88</u>	<u>23</u>	<u>25</u>	<u>18</u>	<u>22</u>
Belgium - Total	478	-	-	-	-	-
F-84E	21	-	-	-	-	-
F-84F	197	-	-	-	-	-
F-84G	77	-	-	-	-	-
RF-84F	24	-	-	-	-	-
CF-100	53	-	-	-	-	-
C-119G	22	-	-	-	-	-
T-6D	16	-	-	-	-	-
T-33A	38	-	-	-	-	-
Harvard Mark IV.	30	-	-	-	-	-
Denmark - Total	398	-	-	-	-	-
PBY5A	2	-	-	-	-	-
F-84E	6	-	-	-	-	-
F-84G	240	-	-	-	-	-
F-86D	59	-	-	-	-	-
F-100D	48	-	-	-	-	-
F-100F	10	-	-	-	-	-
RF-84F	11	-	-	-	-	-
C-47	6	-	-	-	-	-
C-54	3	-	-	-	-	-
T-6D	1	-	-	-	-	-
T-33A	12	-	-	-	-	-
Federal Republic of Germany - Total	818	-	-	-	-	-
F-84F	450	-	-	-	-	-
RF-84F	108	-	-	-	-	-
T-33A	132	-	-	-	-	-
Harvard Mark IV.	88	-	-	-	-	-
L-18C	40	-	-	-	-	-
France - Total	1,763	-	-	-	-	-
F-84E	46	-	-	-	-	-
F-84F	362	-	-	-	-	-
F-84G	191	-	-	-	-	-
F-86K (Ship Sets).	60	-	-	-	-	-
F-100D	68	-	-	-	-	-
F-100F	12	-	-	-	-	-
RF-84F	83	-	-	-	-	-
RT-33A	6	-	-	-	-	-
C-45	1	-	-	-	-	-
C-47	49	-	-	-	-	-
T-6D/G	181	-	-	-	-	-
T-33A	98	-	-	-	-	-
Harvard Mark IV.	51	-	-	-	-	-
Ouregan (450).	185	-	-	-	-	-
Vampire 5.	35	-	-	-	-	-
Vampire 53	75	-	-	-	-	-
Mystere (MD 452)	225	-	-	-	-	-
Morane	25	-	-	-	-	-
Sipa 12	10	-	-	-	-	-

Downgraded at 12-Year Intervals:
Not Automatically Declassified
DOD Dir 5200.10

TABLE 104 - MILITARY ASSISTANCE GRANT AID PROGRAM AIRCRAFT DELIVERIES BY RECIPIENT COUNTRY, BY TYPE, MODEL, AND SERIES OF AIRCRAFT, WORLD-WIDE - FY 1950 THROUGH FY 1963 AND BY QUARTER - FY 1963 (CONTINUED)

COUNTRY AND TYPE, MODEL, AND SERIES OF AIRCRAFT	FY 1950 THROUGH FY 1963	FY 1963				
		Total	First Quarter	Second Quarter	Third Quarter	Fourth Quarter
<u>EUROPE (Continued)</u>						
<u>Italy - Total</u>	<u>1,008</u>	<u>2</u>	-	-	-	<u>2</u>
F-47D	75	-	-	-	-	-
F-51D	100	-	-	-	-	-
F-84F	195	-	-	-	-	-
F-84G	77	-	-	-	-	-
F-86E (GFP)	180	-	-	-	-	-
F-86K (Ship Sets)	63	-	-	-	-	-
YF-86K	2	-	-	-	-	-
RF-84F	78	-	-	-	-	-
RT-33A	6	-	-	-	-	-
HU-16A (SA-16A)	6	-	-	-	-	-
C-119G	40	-	-	-	-	-
T-6D/G	50	-	-	-	-	-
T-33A	60	-	-	-	-	-
UH-19A/D (H-19A/D)	6	2	-	-	-	2
Harvard Mark IV	70	-	-	-	-	-
<u>Netherlands - Total</u>	<u>444</u>	-	-	-	-	-
F-84E	21	-	-	-	-	-
F-84F	180	-	-	-	-	-
F-84G	65	-	-	-	-	-
F-86K	65	-	-	-	-	-
RF-84F	24	-	-	-	-	-
RT-33A	3	-	-	-	-	-
C-47	16	-	-	-	-	-
T-7	28	-	-	-	-	-
T-33A	42	-	-	-	-	-
<u>Norway - Total</u>	<u>471</u>	-	-	-	-	-
PBY5A	6	-	-	-	-	-
F-84E	6	-	-	-	-	-
F-84G	200	-	-	-	-	-
F-86F	115	-	-	-	-	-
F-86K	61	-	-	-	-	-
F-86K (Ships Sets)	4	-	-	-	-	-
RF-84F	25	-	-	-	-	-
HU-16B/ASW (SA-16B/ASW)	16	-	-	-	-	-
C-47	4	-	-	-	-	-
C-119F	8	-	-	-	-	-
T-33A	22	-	-	-	-	-
UH-19D (H-19D)	4	-	-	-	-	-
<u>Portugal - Total</u>	<u>299</u>	<u>24</u>	-	<u>12</u>	-	<u>12</u>
F-47D	50	-	-	-	-	-
F-84G	115	-	-	-	-	-
F-86F	64	-	-	-	-	-
HU-16A (SA-16A)	3	-	-	-	-	-
SC-54	4	-	-	-	-	-
C-54	2	-	-	-	-	-
T-6G	20	-	-	-	-	-
T-33A	15	-	-	-	-	-
T-37B	24	24	-	12	-	12
L-21	1	-	-	-	-	-
UH-19A (H-19A)	1	-	-	-	-	-

TABLE 104 - MILITARY ASSISTANCE GRANT AID PROGRAM AIRCRAFT DELIVERIES BY RECIPIENT COUNTRY, BY TYPE, MODEL, AND SERIES OF AIRCRAFT, WORLD-WIDE - FY 1950 THROUGH FY 1963 AND BY QUARTER - FY 1963 (CONTINUED)

COUNTRY AND TYPE, MODEL, AND SERIES OF AIRCRAFT	FY 1950 THROUGH FY 1963	FY 1963				
		Total	First Quarter	Second Quarter	Third Quarter	Fourth Quarter
EUROPE - (CONTINUED)						
<u>Spain - Total</u>	508	12	4	2	3	3
F-86F	270	-	-	-	3	-
HU-16A (SA-16A)	7	-	-	-	-	-
C-47	24	2	-	-	-	2
C-54	12	6	2	-	3	1
T-6D/G	120	-	-	-	-	-
T-33A	48	-	-	-	-	-
T-34A	16	-	-	-	-	-
UH-19A/B (H-19A/B)	11	4	2	2	-	-
<u>United Kingdom - Total</u>	722	-	-	-	-	-
B-29	84	-	-	-	-	-
P-2E (P2V5)	52	-	-	-	-	-
F-86E	60	-	-	-	-	-
F-86E (GFP)	10	-	-	-	-	-
RE-29	3	-	-	-	-	-
Hawker Hunter	513	-	-	-	-	-
<u>Yugoslavia - Total</u>	415	-	-	-	-	-
F-47D	126	-	-	-	-	-
F-84G	169	-	-	-	-	-
F-86E (GFP)	43	-	-	-	-	-
RT-33A	22	-	-	-	-	-
C-47	20	-	-	-	-	-
T-33A	25	-	-	-	-	-
Dragon Fly	10	-	-	-	-	-
<u>European Prog. Pending</u>	50	50	19	11	15	5
G-19	50	50	19	11	15	5
NEAR EAST AND SOUTH ASIA -						
<u>TOTAL</u>	1,765	73	3	14	7	42
<u>Greece - Total</u>	527	(1)	-	-	-	(1)
F-84F	120	-	-	-	-	-
F-84G	233	-	-	-	-	-
F-86D	39	-	-	-	-	-
G-91	-	(1)	-	-	-	(1)
RF-84F	24	-	-	-	-	-
RT-33A	19	-	-	-	-	-
T-6G	57	-	-	-	-	-
T-33A	30	-	-	-	-	-
UH-19D (H-19D)	5	-	-	-	-	-
<u>India Total</u>	15	15	-	-	-	15
C-119	15	15	-	-	-	15
<u>Iran - Total</u>	231	19	-	12	-	7
F-84G	69	-	-	-	-	-
F-86F	52	-	-	12	-	-
C-47	22	12	-	12	-	-
T-6D	5	-	-	-	-	-
T-13	2	-	-	-	-	-
T-33A	14	3	-	-	-	3
PT-13	2	-	-	-	-	-
C-130B	4	4	-	-	-	4

TABLE 104 - MILITARY ASSISTANCE GRANT AID PROGRAM AIRCRAFT DELIVERIES BY RECIPIENT COUNTRY, BY TYPE, MODEL, AND SERIES OF AIRCRAFT, WORLD-WIDE - FY 1950 THROUGH FY 1963 AND BY QUARTER - FY 1963 (CONTINUED)

COUNTRY AND TYPE, MODEL, AND SERIES OF AIRCRAFT	FY 1950 THROUGH FY 1963	FY 1963				
		Total	First Quarter	Second Quarter	Third Quarter	Fourth Quarter
NEAR EAST AND SOUTH ASIA - (Continued)						
<u>Iran (Continued)</u>						
L-4	5	-	-	-	-	-
LT-6G	56	-	-	-	-	-
<u>Iraq - Total</u>	5	-	-	-	-	-
F-86F	5	-	-	-	-	-
<u>Jordan - Total</u>	12	-	-	-	-	-
Hawker Hunter	12	-	-	-	-	-
<u>Lebanon - Total</u>	6	-	-	-	-	-
Hawker Hunter	6	-	-	-	-	-
<u>Pakistan - Total</u>	220	21	3	1	4	13
B-57	24	1	-	1	-	-
F-86F	135	5	-	-	-	5
F-104A	10	-	-	-	-	-
F-104B	2	-	-	-	-	-
T-33A	19	3	3	-	-	-
T-37B	14	8	-	-	-	8
RT-33A	4	-	-	-	-	-
HU-16A (SA-16A)	4	-	-	-	-	-
UH-19D (H-19D)	4	-	-	-	-	-
C-130	4	4	-	-	4	-
<u>Saudi Arabia - Total</u>	26	2	-	-	1	1
F-86F	2	-	-	-	-	-
T-28A	8	1	-	-	-	1
T-33A	11	1	-	-	1	-
T-34A	4	-	-	-	-	-
CH-34A (H-34A)	1	-	-	-	-	-
<u>Turkey - Total</u>	712	17	-	1	2	14
F-84F	1	1	-	1	-	-
F-84G	488	-	-	-	-	-
F-100D	51	-	-	-	-	-
F-100F	13	-	-	-	-	-
F-104G	16	16	-	-	2	14
RF-84F	47	-	-	-	-	-
RT-33A	15	-	-	-	-	-
C-54	2	-	-	-	-	-
T-6G	11	-	-	-	-	-
LT-6G	19	-	-	-	-	-
T-33A	42	-	-	-	-	-
UH-19B/D (H-19B/D)	7	-	-	-	-	-
<u>Stockpile "SA" - Total</u>	11	-	-	-	-	-
F-86F	11	-	-	-	-	-
AFRICA - TOTAL	57	2	1	6	-	12
<u>Ethiopia - Total</u>	43	1	1	-	-	-
F-86F	12	-	-	-	-	-
C-47	5	-	-	-	-	-
C-54	2	1	1	-	-	-

TABLE 104 - MILITARY ASSISTANCE GRANT AID PROGRAM AIRCRAFT DELIVERIES BY RECIPIENT COUNTRY, BY TYPE, MODEL, AND SERIES OF AIRCRAFT, WORLD-WIDE - FY 1950 THROUGH FY 1963 AND BY QUARTER - FY 1963 (CONTINUED)

COUNTRY AND TYPE, MODEL, AND SERIES OF AIRCRAFT	FY 1950 THROUGH FY 1963	FY 1963				
		Total	First Quarter	Second Quarter	Third Quarter	Fourth Quarter
AFRICA (Continued)						
Ethiopia (Continued)						
C-121	1	-	-	-	-	-
T-28A	18	-	-	-	-	-
T-33A	5	-	-	-	-	-
Libya - Total	<u>2</u>	<u>2</u>	-	-	-	<u>2</u>
T-33A	2	2	-	-	-	2
Morocco - Total	<u>12</u>	<u>6</u>	-	<u>6</u>	-	-
C-47	6	3	-	3	-	-
C-119	6	3	-	3	-	-
FAR EAST AND PACIFIC - TOTAL	<u>4,253</u>	<u>107</u>	<u>51</u>	<u>29</u>	<u>46</u>	<u>(19)</u>
Burma - Total	<u>38</u>	<u>21</u>	<u>7</u>	-	<u>6</u>	<u>8</u>
C-47	6	6	-	-	6	-
T-33A	8	8	-	-	-	8
(UH-43B(H-43B))	12	7	7	-	-	-
Vertol 44A	12	-	-	-	-	-
Cambodia - Total	<u>54</u>	<u>17</u>	<u>12</u>	<u>2</u>	-	<u>3</u>
U-6A(L-20)	1	-	-	-	-	-
LT-6G	12	-	-	-	-	-
O-1A(L-19)O1E	12	2	-	-	-	2
C-47	5	1	-	-	-	1
T-28A	16	12	12	-	-	-
T-37B	4	-	-	-	-	-
CH-19E	2	2	-	2	-	-
UH-19B(H-19B)	2	-	-	-	-	-
Indo-China - Total	<u>251</u>	<u>6</u>	-	-	-	<u>6</u>
B-26	72	-	-	-	-	-
F-8F	107	6	-	-	-	6
RB-26	8	-	-	-	-	-
C-45	6	-	-	-	-	-
C-47	26	-	-	-	-	-
C-119C	3	-	-	-	-	-
UH-19(H-19A/B)	25	-	-	-	-	-
U-6A(L-20)	4	-	-	-	-	-
Indonesia - Total	<u>111</u>	<u>111</u>	-	-	-	<u>111</u>
T-34A	50	-	-	-	-	50
UH-34D	1	-	-	-	-	1
Sweitzer Glider	60	-	-	-	-	60
Japan - Total	<u>954</u>	<u>(152)</u>	-	-	-	<u>(152)</u>
F-86D	122	-	-	-	-	-
F-86F	180	-	-	-	-	-
F-86F (Ship Sets)	180	(120)	-	-	-	(120)
C-46D	36	-	-	-	-	-
T-6D	9	-	-	-	-	-
T-6F	11	-	-	-	-	-
T-6G	160	-	-	-	-	-
T-33A	68	-	-	-	-	-
T-33A (Ship Sets)	178	(32)	-	-	-	(32)
CH-21(H-21B)	10	-	-	-	-	-

TABLE 104 - MILITARY ASSISTANCE GRANT AID PROGRAM AIRCRAFT DELIVERIES BY RECIPIENT COUNTRY, BY TYPE, MODEL, AND SERIES OF AIRCRAFT, WORLD-WIDE - FY 1950 THROUGH FY 1963 AND BY QUARTER - FY 1963 (CONTINUED)

COUNTRY AND TYPE, MODEL, AND SERIES OF AIRCRAFT	FY 1950 THROUGH FY 1963	FY 1963				
		Total	First Quarter	Second Quarter	Third Quarter	Fourth Quarter
FAR EAST AND PACIFIC (Continued)						
<u>Korea - Total</u>	473	6	-	3	3	-
F-51D	78	-	-	-	-	-
F-86D	42	5	-	2	3	-
F-86F	180	-	-	-	-	-
RF-86F	10	-	-	-	-	-
C-46D	18	-	-	-	-	-
T-6D/F	37	-	-	-	-	-
T-28A	26	1	-	1	-	-
T-33A	36	-	-	-	-	-
LT-6G	29	-	-	-	-	-
O-1A(L-19)	15	-	-	-	-	-
UH-19 (H-19)	2	-	-	-	-	-
<u>Laos - Total</u>	64	(5)	1	-	-	(6)
FH-19A	4	4	1	-	-	4
C-47	15	2	1	-	-	1
T-28A	-	(10)	-	-	-	(10)
O-1E(L-19)	10	-	-	-	-	-
U-6A (L-20)	7	-	-	-	-	-
UH-34D (HUS-1)	24	(1)	-	-	-	(1)
SH-19A	4	-	-	-	-	-
<u>Philippines - Total</u>	285	21	-	-	20	1
F-86D	18	-	-	-	-	-
F-51D	126	-	-	-	-	-
F-86F	60	-	-	-	-	-
HU-16A(SA-16A)	4	-	-	-	-	-
C-47	22	18	-	-	17	1
T-6G	8	-	-	-	-	-
T-28A	22	-	-	-	-	-
T-33A	11	3	-	-	3	-
L-5	9	-	-	-	-	-
UH-19(H-19A)	5	-	-	-	-	-
<u>Republic of China - Total</u>	1,207	-	-	-	-	-
B-25	2	-	-	-	-	-
PBY5A	12	-	-	-	-	-
P4Y2	38	-	-	-	-	-
F-47N	195	-	-	-	-	-
F-84G	246	-	-	-	-	-
F-86D	18	-	-	-	-	-
F-86F	380	-	-	-	-	-
F-100A	80	-	-	-	-	-
F-100F	10	-	-	-	-	-
F-104A/B	26	-	-	-	-	-
RB-57A	4	-	-	-	-	-
RF-51	18	-	-	-	-	-
RF-84F	25	-	-	-	-	-
RF-86F	7	-	-	-	-	-
RF-100A	4	-	-	-	-	-
RF-101	6	-	-	-	-	-
RT-33A	9	-	-	-	-	-
HU-16A (SA-16A)	14	-	-	-	-	-
C-119G	16	-	-	-	-	-
T-28A	26	-	-	-	-	-
T-33A	67	-	-	-	-	-
UH-19B(H-19B)	4	-	-	-	-	-

DOWNGRADED AT 12 YEAR INTERVALS;
NOT AUTOMATICALLY DECLASSIFIED
DOD DIR. 5200.10

TABLE 104 - MILITARY ASSISTANCE GRANT AID PROGRAM AIRCRAFT DELIVERIES BY RECIPIENT COUNTRY, BY TYPE, MODEL, AND SERIES OF AIRCRAFT, WORLD-WIDE - FY 1950 THROUGH FY 1963 AND BY QUARTER - FY 1963 (CONTINUED)

COUNTRY AND TYPE, MODEL, AND SERIES OF AIRCRAFT	FY 1950 THROUGH FY 1963	FY 1963				
		Total	First Quarter	Second Quarter	Third Quarter	Fourth Quarter
FAR EAST AND PACIFIC (Continued)						
<u>Thailand - Total</u>	504	69	30	17	12	10
F-8F	207	-	-	-	-	-
F-84G	31	-	-	-	-	-
F-86F	40	-	-	-	-	-
F-86L	17	17	-	17	-	-
RT-33A	3	-	-	-	-	-
C-47	9	-	-	-	-	-
T-6F/G	105	-	-	-	-	-
T-28A	40	33	23	-	-	10
T-33A	13	7	7	-	-	-
T-37	8	-	-	-	-	-
UH-19A (H-19A)	2	-	-	-	-	-
CH-34A (H-34A)	13	-	-	-	-	-
HH-43 (H-43)	4	-	-	-	-	-
U-10	12	12	-	-	12	-
<u>Vietnam - Total</u>	312	13	1	7	5	-
A-1H(AD-6)	34	5	-	-	5	-
F-8F	70	-	-	-	-	-
C-47	41	1	1	-	-	-
T-6G	18	-	-	-	-	-
T-28A	45	-	-	-	-	-
OLA(L-19)	67	7	-	7	-	-
U-6(L-20)	9	-	-	-	-	-
UH-19B(H-19B)	5	-	-	-	-	-
CH-34A (H-34A)	23	-	-	-	-	-
WESTERN HEMISPHERE - TOTAL	512	70	9	20	4	37
<u>Bolivia - Total</u>	15	13	-	-	-	13
C-47	4	2	-	-	-	2
Cessna 185	11	11	-	-	-	11
<u>Brazil - Total</u>	116	8	5	3	-	-
B-17	5	-	-	-	-	-
S-2A (S2F-1)	13	-	-	-	-	-
F-47D	25	-	-	-	-	-
F-80C	33	-	-	-	-	-
C-54	12	-	-	-	-	-
C-119	12	6	5	1	-	-
T-33A	6	2	-	2	-	-
UH-19D(H-19D)	4	-	-	-	-	-
SH-34G(HSS-1)	6	-	-	-	-	-
<u>Chile - Total</u>	97	4	-	-	-	4
B-26	38	-	-	-	-	-
F-47D	17	-	-	-	-	-
F-80C	18	-	-	-	-	-
C-47	6	-	-	-	-	-
T-6G	10	-	-	-	-	-
T-33A	4	-	-	-	-	-
T-37B	4	4	-	-	-	4
<u>Colombia - Total</u>	66	10	2	5	-	3
F-26	19	-	-	-	-	-
F-47D	14	-	-	-	-	-
F-80C	16	-	-	-	-	-
C-54	2	2	2	-	-	-
T-33A	9	5	-	5	-	-
HH-43B(H-43B)	3	-	-	-	-	-
UH-1B	3	3	-	-	-	3

DOWNGRADED AT 12 YEAR INTERVALS;
NOT AUTOMATICALLY DECLASSIFIED
DOD DIR. 5200.10

TABLE 104 - MILITARY ASSISTANCE GRANT AID PROGRAM AIRCRAFT DELIVERIES BY RECIPIENT COUNTRY, BY TYPE, MODEL, AND SERIES OF AIRCRAFT, WORLD-WIDE - FY 1950 THROUGH FY 1963 AND BY QUARTER - FY 1963 (CONTINUED)

COUNTRY AND TYPE, MODEL, AND SERIES OF AIRCRAFT	FY 1950 THROUGH FY 1963	FY 1963				
		Total	First Quarter	Second Quarter	Third Quarter	Fourth Quarter
<u>WESTERN HEMISPHERE - (Continued)</u>						
<u>Cuba - Total</u>	27	-	-	-	-	-
B-26	18	-	-	-	-	-
C-47	5	-	-	-	-	-
T-33A	4	-	-	-	-	-
<u>Dominican Republic - Total</u>	4	-	-	-	-	-
T-33A	4	-	-	-	-	-
<u>Ecuador - Total</u>	49	4	-	-	-	4
F-47D	11	-	-	-	-	-
F-80C	16	-	-	-	-	-
T-6D	7	-	-	-	-	-
T-33A	4	-	-	-	-	-
C-47	5	2	-	-	-	2
Cessna CH-1C	2	2	-	-	-	2
<u>El Salvador - Total</u>	1	1	-	-	-	1
C-47	1	1	-	-	-	1
<u>Guatemala - Total</u>	8	8	2	-	4	2
T-33A	4	4	-	-	-	-
C-47	4	-	2	-	-	2
<u>Honduras - Total</u>	3	3	-	-	-	3
C-47	3	3	-	-	-	3
<u>Nicaragua - Total</u>	3	3	-	-	-	3
C-47	3	3	-	-	-	3
<u>Paraguay - Total</u>	2	2	-	-	-	2
C-47	2	2	-	-	-	2
<u>Peru - Total</u>	69	16	-	4	-	2
B-26	18	-	-	-	-	-
F-47D	12	-	-	-	-	-
F-80C	16	-	-	-	-	-
F-86F	8	-	-	-	-	-
C-47	6	6	-	-	-	2
T-33A	4	-	-	4	-	-
T-37B	5	-	-	-	-	-
<u>Uruguay - Total</u>	52	18	-	2	-	6
B-25	4	-	-	-	-	-
F-80C	14	-	-	-	-	-
C-47	6	4	-	2	-	2
T-6D/G	20	-	-	-	-	-
T-33A	8	4	-	-	-	4
<u>WORLD-WIDE REQUIREMENT</u>						
<u>PENDING - TOTAL</u>	13	13	-	-	9	4
F-104G	13	13	-	-	-	4
<u>MAP OWNED ACCOUNT - TOTAL</u>	11	9	-	-	-	9
B-57B	1	1	-	-	-	1
C-47	1	1	-	-	-	1
T-33A	2	2	-	-	-	2
T-37B	5	5	-	-	-	5
ARU-16B/ASW	2	-	-	-	-	-
<u>MAP PROPERTY SALES AND DISPOSITION - TOTAL</u>	445	-	-	-	-	-
F-86K	88	-	-	-	-	-
F-84G	130	-	-	-	-	-
F-86E	137	-	-	-	-	-
C-47	20	-	-	-	-	-
C-119	10	-	-	-	-	-
T-33A	8	-	-	-	-	-
Harvard Mark IV	52	-	-	-	-	-

Source: Data Applications Division, Data Services Center, Comptroller of the Air Force

DOWNGRADED AT 12 YEAR INTERVALS;
NOT AUTOMATICALLY DECLASSIFIED
DOB DIR. 5200.10

TABLE 105 - AIRCRAFT DELIVERIES TO ELIGIBLE FOREIGN COUNTRIES UNDER MILITARY ASSISTANCE SALES
WORLD-WIDE - FY 1950 THROUGH FY 1963

TYPE, MODEL, AND SERIES OF AIRCRAFT	FY 1950 THROUGH FY 1963	FY UNKNOWN a/	FY 1951 THROUGH FY 1957	FY 1958	FY 1959	FY 1960	FY 1961	FY 1962	FY 1963
<u>DELIVERIES - TOTAL</u>	<u>a/ 2,374</u>	<u>678</u>	<u>1,126</u>	<u>115</u>	<u>98</u>	<u>187</u>	<u>71</u>	<u>15</u>	<u>84</u>
<u>BOMBER - TOTAL</u>	<u>122</u>	<u>10</u>	<u>104</u>	<u>8</u>	-	-	-	-	-
B-25	5	-	5	-	-	-	-	-	-
B-26	109	10	99	-	-	-	-	-	-
P-2E(P2V5)	8	-	-	8	-	-	-	-	-
<u>FIGHTER - TOTAL</u>	<u>608</u>	<u>134</u>	<u>227</u>	<u>88</u>	-	<u>123</u>	<u>13</u>	<u>6</u>	<u>17</u>
F-47	76	-	76	-	-	-	-	-	-
F-51D	118	1	117	-	-	-	-	-	-
F-86D	133	133	-	-	-	-	-	-	-
F-86E	78	-	-	-	-	78	-	-	-
F-86F	68	-	34	-	-	28	-	-	6
F-86K	88	-	-	88	-	-	-	-	-
F-100D	17	-	-	-	-	-	-	6	11
F-104F	30	-	-	-	-	17	13	-	-
<u>RECONNAISSANCE - TOTAL</u>	<u>19</u>	<u>14</u>	-	-	-	-	-	-	<u>5</u>
RF-84F	19	14	-	-	-	-	-	-	5
<u>CARGO - TOTAL</u>	<u>347</u>	<u>74</u>	<u>122</u>	<u>18</u>	<u>22</u>	<u>51</u>	<u>58</u>	-	<u>2</u>
C-45	67	47	20	-	-	-	-	-	-
C-46	34	22	-	-	-	12	-	-	-
C-47	86	1	23	-	-	4	58	-	-
C-82	12	-	12	-	-	-	-	-	-
C-119F	45	-	35	-	10	-	-	-	-
C-119G	61	-	26	-	-	35	-	-	-
C-123	24	-	6	18	-	-	-	-	-
C-130	16	4	-	-	12	-	-	-	-
C-140	2	-	-	-	-	-	-	-	2
<u>TRAINER - TOTAL</u>	<u>1,196</u>	<u>441</u>	<u>614</u>	<u>1</u>	<u>76</u>	<u>13</u>	-	-	<u>51</u>
T-6	635	155	480	-	-	-	-	-	-
T-11	10	-	10	-	-	-	-	-	-
T-28A	282	257	-	-	25	-	-	-	-
T-33A	136	29	36	-	47	13	-	-	11
T-34	4	-	-	-	4	-	-	-	-
T-35	10	-	10	-	-	-	-	-	-
TB-17	3	-	3	-	-	-	-	-	-
TB-25	75	-	75	-	-	-	-	-	-
TF-51	1	-	-	1	-	-	-	-	-
TF-104G	40	-	-	-	-	-	-	-	40
<u>COMMUNICATIONS - TOTAL</u>	<u>32</u>	-	<u>26</u>	-	-	-	-	<u>6</u>	-
UH-19A/B	6	-	-	-	-	-	-	6	-
OH-13G	2	-	2	-	-	-	-	-	-
CH-21A/B	14	-	14	-	-	-	-	-	-
OH-23A	4	-	4	-	-	-	-	-	-
01A(L-19A)	6	-	6	-	-	-	-	-	-
<u>MISCELLANEOUS - TOTAL</u>	<u>50</u>	<u>5</u>	<u>33</u>	-	-	-	-	<u>2</u>	<u>2</u>
RB-17	6	-	6	-	-	-	-	-	-
SB-17	2	-	2	-	-	-	-	-	-
VB-17	8	-	8	-	-	-	-	-	-
HU-16(SA-16A)	28	3	17	-	-	-	-	-	8
Convair	2	-	-	-	-	-	-	1	1
DC-6	2	-	-	-	-	-	-	2	-
Jet Star	2	2	-	-	-	-	-	-	-

a/ These data include deliveries of aircraft excluded from Table 104, FY 1962 Statistical Digest.

Source: Data Applications Division, Data Services Center, Comptroller of the Air Force

Downgraded at 12-Year Intervals;
Not Automatically Declassified
DOD DIR 5200.10

TABLE 106 -- MILITARY ASSISTANCE GRANT AID PROGRAM FORMAL TRAINING ACCOMPLISHMENT BY TYPE OF TRAINING, BY RECIPIENT COUNTRY, WORLD-WIDE - FY 1950 THROUGH FY 1963

AREA AND COUNTRY	TOTAL SPACES COMPLETED WORLD-WIDE FY 1950 THROUGH FY 1963	FORMAL TRAINING COMPLETED IN THE CONTINENTAL US							FORMAL TRAINING COMPLETED OVERSEAS				
		Total Spaces CONTL US	Pilot	Other Flying	Aircraft And Aero Equipment Maintenance	Electronics and Communications	Missile	Other Training	Total Spaces Overseas	Flying Other Than Pilot	Aircraft And Aero Equipment Maintenance	Electronics and Communications	Other Training
<u>TOTAL</u>	<u>79,467</u>	<u>52,218</u>	<u>4,065</u>	<u>3,948</u>	<u>9,950</u>	<u>8,483</u>	<u>6,314</u>	<u>19,458</u>	<u>27,249</u>	<u>3,739</u>	<u>6,294</u>	<u>8,609</u>	<u>8,607</u>
<u>NON-REGIONAL - TOTAL</u>	80	80	-	-	-	-	-	80	-	-	-	-	-
<u>AFRICA - TOTAL</u>	606	579	12	32	228	106	-	201	27	-	6	-	21
Ethiopia	567	540	11	32	228	106	-	163	27	-	6	-	21
Libya	39	39	1	-	-	-	-	38	-	-	-	-	-
<u>EUROPE - TOTAL</u>	<u>29,560</u>	<u>22,733</u>	<u>3,069</u>	<u>2,137</u>	<u>3,892</u>	<u>2,738</u>	<u>5,341</u>	<u>5,556</u>	<u>6,827</u>	<u>1,093</u>	<u>2,388</u>	<u>1,840</u>	<u>1,506</u>
Austria	75	75	2	-	-	32	-	41	-	-	-	-	-
Belgium	1,902	1,511	394	216	167	346	-	388	391	70	124	111	86
Denmark	1,998	1,406	329	241	126	327	-	592	51	38	416	87	383
Federal Republic of Germany	850	549	69	3	2	73	-	402	301	11	90	121	79
Finland	1	1	-	-	-	-	-	1	-	-	-	-	-
France	6,313	4,765	1,265	811	1,547	397	-	745	1,548	315	906	81	246
Italy	4,842	3,789	141	191	543	262	1,761	891	1,053	108	355	285	305
NATO	445	445	-	-	-	-	-	445	-	-	-	-	-
Netherlands	2,371	1,417	367	211	168	177	-	494	954	44	347	260	297
Norway	3,083	1,995	307	189	507	320	-	672	1,088	137	434	230	287
Portugal	846	548	27	40	139	194	-	148	298	76	33	159	30
Spain	2,292	1,918	84	129	536	394	-	785	374	215	54	52	53
United Kingdom	4,057	3,955	84	78	33	99	3,580	81	102	43	-	59	-
Yugoslavia	485	359	-	28	124	127	-	80	126	23	7	60	36
<u>NEAR EAST AND SOUTH ASIA - TOTAL</u>	<u>10,133</u>	<u>8,411</u>	<u>278</u>	<u>371</u>	<u>2,062</u>	<u>1,283</u>	<u>973</u>	<u>3,444</u>	<u>1,722</u>	<u>382</u>	<u>271</u>	<u>480</u>	<u>589</u>
Afghanistan	176	176	12	37	29	13	-	85	-	-	-	-	-
Greece	1,832	1,430	12	70	327	370	-	651	402	47	75	145	135
Iran	1,831	1,630	103	42	538	205	-	742	201	64	17	13	107
Iraq	78	78	6	-	15	15	-	42	-	-	-	-	-
Lebanon	4	4	-	-	-	-	-	4	-	-	-	-	-
Pakistan	1,602	1,324	60	108	336	252	-	568	278	84	104	56	34
Saudi Arabia	481	408	1	4	222	40	-	141	73	-	-	-	73
Turkey	4,129	3,361	84	110	595	388	973	1,211	768	187	75	266	240
<u>FAR EAST AND PACIFIC - TOTAL</u>	<u>32,526</u>	<u>16,040</u>	<u>311</u>	<u>935</u>	<u>3,169</u>	<u>3,912</u>	-	<u>7,713</u>	<u>16,486</u>	<u>2,254</u>	<u>2,384</u>	<u>5,973</u>	<u>5,875</u>
Burma	263	252	11	29	65	17	-	130	11	-	11	-	-
Cambodia	221	159	6	5	52	15	-	81	62	10	26	5	21
Indonesia	248	243	-	54	118	26	-	45	5	-	-	4	1
Japan	9,098	2,195	18	177	315	529	-	1,156	6,903	757	1,232	3,621	1,293

Downgraded at 12-Year Intervals:
Not Automatically Declassified
DOD Dir 5200.10

Korea	8,507	3,370	68	115	570	865	-	1,752	5,137	672	362	1,561	2,542
Laos	55	55	4	1	10	10	-	30	-	-	-	-	-
Philippines	4,911	2,923	24	158	650	747	-	1,344	1,988	308	389	624	667
Republic of China	3,805	2,563	64	167	365	903	-	1,064	1,242	495	131	32	584
Thailand	2,563	1,868	16	73	361	435	-	983	695	2	78	57	558
Vietnam	2,855	2,412	100	156	663	365	-	1,128	443	10	155	69	209
WESTERN HEMISPHERE - TOTAL	6,562	4,375	395	473	599	444	-	2,464	2,187	10	1,245	316	616
Argentina	553	458	13	36	79	62	-	268	95	-	59	24	12
Bolivia	350	190	17	16	6	15	-	136	160	-	86	12	62
Brazil	453	452	-	22	27	103	-	300	1	-	-	-	1
Chile	507	369	33	23	37	51	-	225	138	-	62	32	44
Colombia	898	725	69	84	140	28	-	404	173	-	96	31	46
Cuba	220	159	51	19	15	1	-	73	61	-	43	7	11
Dominican Republic	289	136	2	26	17	7	-	84	153	-	65	21	67
Ecuador	707	432	56	52	13	51	-	260	275	-	147	21	107
El Salvador	104	47	13	2	-	-	-	32	57	-	45	4	8
Guatemala	237	155	41	33	16	2	-	63	82	-	51	4	27
Haiti	100	62	11	6	21	2	-	22	38	-	38	-	-
Honduras	110	66	12	7	5	4	-	38	44	10	24	4	6
Mexico	183	161	-	25	70	10	-	56	22	-	16	5	1
Nicaragua	336	206	24	29	56	6	-	91	130	-	72	40	18
Paraguay	316	52	6	8	-	5	-	33	264	-	162	27	75
Peru	778	515	47	53	79	84	-	252	263	-	150	33	80
Uruguay	199	76	-	19	9	11	-	37	123	-	75	20	28
Venezuela	191	83	-	13	9	2	-	59	108	-	54	31	23
Undistributed by Country	31	31	-	-	-	-	-	31	-	-	-	-	-

Source: Data Applications Division, Data Services Center, Comptroller of the Air Force.

TABLE 107 - MILITARY ASSISTANCE GRANT AID PROGRAM TRAINING - CONTRACT TECHNICAL SERVICES PERSONNEL COMPLETING ASSIGNMENTS AND MAN-MONTHS REQUIRED, BY RECIPIENT AREA, WORLD-WIDE - FY 1950 THROUGH FY 1963

RECIPIENT AREA	NUMBER OF CONTRACT TECHNICAL SERVICES PERSONNEL WHO COMPLETED ASSIGNMENTS	MAN-MONTHS USED TO COMPLETE ASSIGNMENTS
WORLD-WIDE - TOTAL	4,450	37,156
Africa	14	266
Europe	2,530	17,614
Near East and South Asia	736	6,901
Far East and Pacific	981	10,315
Western Hemisphere	189	2,060

Source: Data Applications Division, Data Services Center, Comptroller of the Air Force.

Downgraded at 12-Year Intervals:
Not Automatically Declassified
DOD Dir 5200.10

TABLE 108 - MILITARY ASSISTANCE GRANT AID PROGRAM TRAINING - MOBILE TRAINING TEAMS FURNISHED BY RECIPIENT COUNTRY, WORLD-WIDE - FY 1950 THROUGH FY 1963

AREA AND COUNTRY	WORLD-WIDE			CONTINENTAL US ^{a/}			OVERSEAS ^{a/}		
	Teams	Per-sonnel	Man-Weeks	Teams	Per-sonnel	Man-Weeks	Teams	Per-sonnel	Man-Weeks
<u>WORLD-WIDE - TOTAL</u>	<u>1,896</u>	<u>8,266</u>	<u>111,748</u>	<u>825</u>	<u>4,114</u>	<u>65,862</u>	<u>1,071</u>	<u>4,152</u>	<u>45,886</u>
<u>AFRICA - TOTAL</u>	<u>25</u>	<u>95</u>	<u>1,566</u>	<u>17</u>	<u>82</u>	<u>1,345</u>	<u>8</u>	<u>13</u>	<u>221</u>
Ethiopia	22	81	1,350	14	68	1,129	8	13	221
Morocco	3	14	216	3	14	216	-	-	-
<u>EUROPE - TOTAL</u>	<u>814</u>	<u>3,332</u>	<u>51,746</u>	<u>276</u>	<u>1,376</u>	<u>25,372</u>	<u>538</u>	<u>1,956</u>	<u>26,374</u>
Belgium	125	391	7,409	31	66	1,334	94	325	6,075
Denmark	102	430	5,191	22	91	1,391	80	339	3,800
Federal Republic of Germany	33	281	3,374	18	140	2,090	15	141	1,284
France	114	511	8,954	52	320	6,166	62	191	2,788
Italy	131	575	9,515	48	235	4,809	83	340	4,706
Netherlands	104	409	6,627	29	159	3,558	75	250	3,069
Norway	47	178	2,654	25	127	2,058	22	51	596
Portugal	50	148	2,069	12	51	757	38	97	1,312
Spain	75	225	3,082	25	66	1,052	50	159	2,020
United Kingdom	9	83	1,822	7	77	1,750	2	6	72
Yugoslavia	22	96	1,024	5	39	372	17	57	652
Undistributed by Country	2	5	25	2	5	25	-	-	-
<u>NEAR EAST AND SOUTH ASIA - TOTAL</u>	<u>457</u>	<u>1,948</u>	<u>25,885</u>	<u>173</u>	<u>791</u>	<u>12,875</u>	<u>284</u>	<u>1,157</u>	<u>13,010</u>
Afghanistan	2	8	8	-	-	-	2	8	8
Greece	137	490	6,920	53	192	3,444	84	298	3,476
Iran	78	283	4,164	22	101	1,638	56	182	2,526
Iraq	3	80	627	1	12	127	2	68	500
Pakistan	61	249	3,205	29	129	1,753	32	120	1,452
Saudi Arabia	13	84	759	6	25	171	7	59	588
Turkey	163	754	10,202	62	332	5,742	101	422	4,460
<u>FAR EAST AND PACIFIC - TOTAL</u>	<u>424</u>	<u>2,205</u>	<u>26,009</u>	<u>214</u>	<u>1,294</u>	<u>20,415</u>	<u>210</u>	<u>911</u>	<u>5,594</u>
Burma	4	14	187	4	14	187	-	-	-
Cambodia	17	36	518	8	19	318	9	17	200
Indo-China	20	90	1,397	8	59	1,345	12	31	52
Japan	38	240	3,719	25	144	2,315	13	96	1,404
Korea	30	110	1,204	21	80	1,106	9	30	98
Laos	3	8	72	2	2	42	1	6	30
Philippines	31	157	1,566	18	98	1,072	13	59	494
Republic of China	191	1,179	13,529	84	632	10,632	107	547	2,897
Thailand	67	207	2,194	27	97	1,827	40	110	367
Vietnam	18	140	1,416	12	125	1,364	6	15	52
Undistributed by Country	5	24	207	5	24	207	-	-	-
<u>WESTERN HEMISPHERE - TOTAL</u>	<u>175</u>	<u>657</u>	<u>6,049</u>	<u>144</u>	<u>542</u>	<u>5,352</u>	<u>31</u>	<u>115</u>	<u>687</u>
Argentina	9	39	497	9	39	497	-	-	-
Bolivia	2	4	30	2	4	30	-	-	-
Brazil	36	155	1,703	31	141	1,657	5	14	46
Chile	19	72	642	15	63	616	4	9	26
Colombia	18	62	437	11	49	412	7	13	25

Downgraded at 12-Year Intervals:
Not Automatically Declassified
DOD Dir 5200.10

TABLE 108 - MILITARY ASSISTANCE GRANT AID PROGRAM TRAINING - MOBILE TRAINING TEAMS FURNISHED BY RECIPIENT COUNTRY, WORLD-WIDE - FY 1950 THROUGH FY 1963 (CONTINUED)

AREA AND COUNTRY	WORLD-WIDE			CONTINENTAL US ^{a/}			OVERSEAS ^{a/}		
	Teams	Per-sonnel	Man-Weeks	Teams	Per-sonnel	Man-Weeks	Teams	Per-sonnel	Man-Weeks
<u>WESTERN HEMISPHERE (Continued)</u>									
Cuba	3	13	59	3	13	59	-	-	-
Dominican Republic	14	44	418	12	28	336	2	16	82
Ecuador	13	50	204	12	49	202	1	1	2
El Salvador	1	20	160	-	-	-	1	20	160
Guatemala	3	11	163	3	11	163	-	-	-
Honduras	2	12	106	1	2	26	1	10	80
Nicaragua	4	8	44	2	6	42	2	2	2
Paraguay	4	4	31	3	3	29	1	1	2
Peru	34	115	997	28	100	847	6	15	150
Uruguay	8	28	363	8	28	363	-	-	-
Venezuela	4	19	169	3	5	57	1	14	112
Undistributed by Country	1	1	26	1	1	26	-	-	-
<u>TROPICAL AFRICA - TOTAL</u>	<u>1</u>	<u>29</u>	<u>493</u>	<u>1</u>	<u>29</u>	<u>493</u>	-	-	-
Mali	1	29	493	1	29	493	-	-	-

^{a/} Indicates the geographic area from which personnel were organized into mobile teams to provide training, instruction, guidance or assistance.

Source: Data Applications Division, Data Services Center, Comptroller of the Air Force

TABLE 109 - USAF CIVILIAN EMPLOYEES IN SALARIED AND WAGE BOARD GROUPS EMPLOYED UNDER MILITARY ASSISTANCE PROGRAM (MAP), WORLD-WIDE, AT END OF QUARTER - FY 1963

GROUP AND LOCATION	TOTAL	FIRST QUARTER (30 SEP 1962)	SECOND QUARTER	THIRD QUARTER (31 MAR 1963)	FOURTH QUARTER
<u>WORLD-WIDE - TOTAL</u>	<u>2,912</u>	<u>731</u>	<u>709</u>	<u>734</u>	<u>738</u>
<u>SALARIED - TOTAL</u>	<u>2,912</u>	<u>731</u>	<u>709</u>	<u>734</u>	<u>738</u>
<u>WAGE BOARD - TOTAL</u>	-	-	-	-	-
<u>CONTINENTAL US - TOTAL</u>	<u>2,684</u>	<u>677</u>	<u>667</u>	<u>678</u>	<u>662</u>
Salaried	2,684	677	667	678	662
Wage Board	-	-	-	-	-
<u>OVERSEA - TOTAL</u>	<u>228</u>	<u>54</u>	<u>42</u>	<u>56</u>	<u>76</u>
Salaried	228	54	42	56	76
Wage Board	-	-	-	-	-

Source: Data Applications Division, Data Services Center, Comptroller of the Air Force

Military Personnel

MILITARY PERSONNEL

PART VIII



3



INTRODUCTION

The statistical data in this part are designed to show the composition and characteristics of the inventory and the volume and characteristics of accessions and losses to the inventory. Data are presented as of specific intervals throughout the fiscal year.

Introductory notes pertaining to Sample Survey tables will be found preceding that subject area.

DEFINITIONS

AERONAUTICAL STATUS - The general groupings of Air Force personnel with reference to their aeronautical rating, aeronautical designation, and flying status. The principal groupings are:

1. Rated Personnel: USAF officers who have been awarded one of the following aeronautical ratings: Pilot, Aircraft Observer, Navigator, and Flight Surgeon as specified in AF Manual 35-13.
2. Non-Rated Personnel: Personnel who do not possess an aeronautical rating. This category includes personnel who may possess the aeronautical designation of Flight Medical Officer or Flight Nurse and who may be on flying status as crew members or non-crew members.

AIR FORCE SPECIALTY (AFS) - A grouping of positions which require common qualifications. An AFS is identified by a Title and Code.

AIR FORCE SPECIALTY CODE (AFSC) - AIRMEN - A combination of meaningful digits used to identify an AFS. For example:

AFSC 68150 (Data Services Specialist)
 68 Career Field (Data Systems)
 1 Career Field Subdivision (Data Services)
 5 Skill Level of AFSC (Skilled)
 0 Specific Speciality (Data Services Specialist)
 68150

AIR FORCE SPECIALTY CODE (AFSC) - OFFICER - A combination of meaningful digits used to identify an AFS. For example:

AFSC 1435 (Air Operations Officer)
 14 Utilization Field (Pilot)
 3 Air Force Speciality (Air Operations Officer)
 5 Level of Qualification (Fully Qualified)
 1435 Air Operations Officer, at Fully Qualified Level
 or
 1 Level of Qualification (Entry Level)
 1431 Air Operations Officer, at Entry Level

ARMED FORCES QUALIFICATION TEST SCORE (AFQT SCORE) - The test contains questions on arithmetical reasoning, word knowledge, tool functions, and spatial visualization. The "Score" is a composite index of performance on all these items, and as such, is an indication of general learning ability.

AUTHORIZATION - The number of personnel spaces allocated to Major Air Commands in the Manpower Authorization Voucher.

CAREER AIRMAN - A regular Air Force airman who has completed one or more enlistments in the United States Air Force or who is serving first enlistment in the Air Force with prior service in the Army, Navy, Marine Corps, or Coast Guard.

CAREER FIELD CATEGORY (APPLIES TO CAREER FIELD) - The Department of Defense (DOD) grouping of airman career fields into three broad categories of highly technical, technical, and semi-technical jobs.

CONTROL AIR FORCE SPECIALTY (CAFS) - AIRMAN - The AFS for manning purposes which represents an airman's highest usable skill based on total Air Force requirements. It should be his Primary AFS (PAFS): However, if there is an Air Force surplus of the PAFS, it may be an additional awarded AFS or an AFS in which the airman is being trained.

MILITARY PERSONNEL (CONTINUED)

DEFINITIONS (CONTINUED)

DUTY AIR FORCE SPECIALTY (OFFICER) - The authorized AFS which identifies the position to which an officer has been officially assigned.

FIRST TERM AIRMAN - A Regular Air Force airman with no prior military services, serving on his first enlistment in the United States Air Force.

FLYING STATUS - The status of a member of the Air Force, rated or non-rated, who is currently required by competent orders to participate in frequent and regular aerial flights.

FUNCTIONAL CATEGORY GROUPS - Broad groupings reflecting general duty status of Air Force Military Personnel. Specific groupings are defined as follows:

1. Permanent Party Personnel: Those USAF personnel assigned to an Air Force unit to perform their principal duty in the furtherance of the mission of the unit and who are chargeable against the specific authorizations of the unit. This includes assigned overstrength.

2. Pipeline Personnel: Those USAF personnel who are assigned to an Air Force unit temporarily for the purpose of training or hospitalization, i.e., those who are temporarily ineffective. Such personnel are not chargeable against the specific authorizations of the unit to which they are assigned while in a pipeline status. Pipeline is composed of Students and Patients.

a. Patients: Military personnel assigned in patient status to an AF unit which administers AF hospitalized personnel receiving treatment at a medical facility operated by any of the three military departments.

b. Students: Personnel assigned in a training status to a unit charged with administration of individuals attending a formal course of instruction at a service or civilian school or a basic military training course

MILITARY STRENGTH - Military Personnel (Permanent Party and Pipeline) who are assigned to active Air Force units. This strength is composed of individuals, regardless of chargeability to military personnel ceilings, who as individuals are under the jurisdiction of the Secretary of the Air Force.

OCCUPATIONAL GROUPINGS, DEPARTMENT OF DEFENSE (DOD) - A grouping of specialties used by Office of Secretary of Defense in monitoring the manning program of all services.

OPERATING LOCATION - A permanent duty station of an individual or a detachment of a unit other than the permanent station of the unit. A station is considered permanent if the orders specify a period of three months or longer. If no period is specified, the duty station is considered permanent.

PRIMARY AIR FORCE SPECIALTY (PAFS) - The awarded AFS in which an officer or airman is most highly qualified to perform duty.

PRIOR SERVICE ENLISTMENT -

1. Former regular airman who had served a continuous period of active duty exceeding six months.
2. Former commissioned or warrant officer who had been separated from the Air Force and who had enlisted in the Regular Air Force as an airman.
3. Former enlistee or inductee of the Army or the Navy who had served on active military service for a continuous period exceeding six months.
4. Former enlisted member of a reserve component of the Air Force who had served on active military service for a continuous period exceeding six months.

RATED PERSONNEL - USAF officers holding a currently effective aeronautical rating.

REENLISTMENT -

1. Reenlistment: Airmen who enlist in the Regular Air Force for their own duty position within 24 hours of separation from active Air Force duty. This applies to first term and career airmen.
2. Career Airman Reenlistment: Reenlistment of an airman who has completed two or more terms of service in the Air Force.
3. First Term Airman Reenlistment: Reenlistment of an airman who has completed one term of service in the Air Force.

REENLISTMENT INTENT - Expressed attitude toward reenlistment made by airmen in response to attitude questions.

REGULAR AIR FORCE PERSONNEL - Department of the Air Force military personnel who, by enlistment, appointment, or commission, are members of the Regular Air Force.

SELECTED CHARACTERISTICS AND ATTITUDES -

1. Characteristics: Refers to distinctive individual groupings of military personnel, such as, grade, age, marital status, rating, etc.
2. Attitudes: Refers to responses to those questions in which individuals express degrees of predisposed feelings for a thing, institution, or situation.

DEFINITIONS (CONTINUED)

SEPARATION - A loss to the strength of the Air Force for any cause, without regard to reenlistment eligibility or subsequent reenlistment actions. Separations include but are not limited to Deaths, Retirements, Expiration of Term of Service, Release for Convenience of the Government, and Discharge Prior to Expiration of Term of Service for the Purpose of Immediate Reenlistment. References to First Term and Career Separations, by definition, correspond in term of service to First Term and Career Reenlistments, respectively.

SKILL LEVEL - The level of an AFS which indicates the degree of qualification of an airman:

<u>Skill Level</u>	<u>Fourth Digit of AFSC</u>
Superintendent	9
Advanced	7
Skilled	5
Semi-Skilled	3
Unskilled	1

USAF CADETS - Students assigned to the USAF Academy for training and ultimate commissioning as Regular Air Force Officers. These personnel are not considered part of active forces but are chargeable to the active force ceiling.

TABLE 110 -- OPERATING LOCATION STRENGTH BY STATE, IN THE UNITED STATES, AT END OF QUARTER--
FY 1963

(Table below excludes USAF Academy Cadets. For inclusion of USAF Academy Cadets, see table titled "USAF Military Personnel by Grade in Which Serving").

STATE	30 SEPTEMBER 1962	31 DECEMBER 1962	31 MARCH 1963	30 JUNE 1963
<u>TOTAL</u>	<u>674,380</u>	<u>667,401</u>	<u>673,543</u>	<u>670,882</u>
Alabama	9,205	9,013	9,099	9,161
Alaska	15,183	15,069	15,292	15,442
Arizona	12,349	12,562	12,801	13,153
Arkansas	8,355	8,292	8,639	8,845
California	66,073	67,058	68,547	69,134
Colorado	16,149	16,346	16,194	15,983
Connecticut	275	282	299	294
Delaware	7,552	7,833	8,127	7,817
District of Columbia	3,978	3,955	4,127	4,209
Florida	35,398	36,796	37,178	38,460
Georgia	14,531	15,525	14,518	17,228
Hawaii	7,445	7,428	7,510	7,507
Idaho	5,152	5,287	5,381	5,347
Illinois	14,923	14,478	13,983	13,254
Indiana	5,805	5,357	5,874	5,500
Iowa	1,037	1,040	1,068	1,084
Kansas	16,274	16,709	16,328	15,583
Kentucky	457	376	449	465
Louisiana	13,210	12,826	12,161	11,025
Maine	12,941	12,178	12,418	12,392
Maryland	9,779	9,691	10,015	10,191
Massachusetts	18,547	18,198	18,157	18,096
Michigan	18,593	18,784	19,276	19,538
Minnesota	3,132	3,215	3,297	3,350
Mississippi	27,738	27,345	25,482	23,196
Missouri	7,229	7,224	7,091	7,331
Montana	8,838	9,331	9,594	10,325
Nebraska	17,069	17,264	17,399	17,944
Nevada	6,903	6,812	6,870	6,780
New Hampshire	6,996	6,960	7,139	7,037
New Jersey	10,640	10,886	11,406	11,543
New Mexico	15,748	15,851	15,724	15,755
New York	19,053	19,254	19,728	20,352
North Carolina	9,082	9,334	9,121	10,100
North Dakota	9,727	10,094	10,532	10,901
Ohio	15,524	15,336	15,575	15,820
Oklahoma	12,707	12,665	12,942	13,041
Oregon	4,296	4,337	4,484	4,684

TABLE 110 — OPERATING LOCATION STRENGTH BY STATE, IN THE UNITED STATES, AT END OF QUARTER—
FY 1963 (CONTINUED)

STATE	30 SEPTEMBER 1962	31 DECEMBER 1962	31 MARCH 1963	30 JUNE 1963
Pennsylvania	2,030	2,001	2,041	2,095
Rhode Island	47	46	43	47
South Carolina	19,455	19,906	20,317	15,898
South Dakota	5,345	5,830	6,308	6,536
Tennessee	5,282	5,415	5,621	4,444
Texas	111,972	99,628	101,538	99,354
Utah	2,985	3,040	2,997	3,049
Vermont	359	363	384	380
Virginia	13,576	14,413	13,904	14,419
Washington	18,385	18,519	19,084	18,893
West Virginia	272	276	268	263
Wisconsin	2,984	3,032	3,212	3,319
Wyoming	3,619	3,740	3,767	4,003
Unknown	176	201	234	314

Source: Data Applications Division, Data Services Center, Comptroller of the Air Force.

CONFIDENTIAL

TABLE III -- OPERATING LOCATION STRENGTH BY COUNTRY, OVERSEAS, AT END OF QUARTER -- FY 1963

COUNTRY	30 SEPTEMBER 1962	31 DECEMBER 1962	31 MARCH 1963	30 JUNE 1963
<u>TOTAL</u>	<u>193,227</u>	<u>193,436</u>	<u>196,537</u>	<u>195,889</u>
Afghanistan	4	4	5	5
Algeria	-	4	4	6
Argentina	28	45	29	31
Ascension	2	2	2	2
Australia	61	164	168	185
Austria	5	5	5	5
Azores	1,897	1,910	1,906	1,938
Bahamas	3	5	5	4
Belgian Congo	52	69	75	70
Belgium	103	86	81	76
Bermuda	2,880	2,828	2,746	2,190
Bolivia	11	11	16	16
Brazil	82	80	87	77
Bulgaria	2	2	2	2
Burma	4	4	4	6
Cambodia	4	3	3	2
Canada	9,356	8,835	8,539	8,222
Canal Zone	1,160	1,157	1,185	1,264
Chile	21	20	22	23
Christmas Island	-	-	-	-
Colombia	19	19	21	21
Crete	939	986	948	907
Czechoslovakia	3	3	3	4
Denmark	27	25	24	30
Dominican Republic	15	16	15	15
Ecuador	23	19	19	19
Egypt	7	8	9	9
Eire	-	9	8	7
El Salvador	10	9	9	9
Eritrea	-	-	-	-
Ethiopia	31	30	30	31
Finland	12	11	12	13
France	16,109	16,236	16,181	16,278
French Equador Africa	8	7	8	10
Germany	36,212	36,339	37,660	37,611
Greece	895	910	977	965
Greenland	3,810	3,719	3,869	3,831
Guam	3,289	3,291	3,383	3,418
Guatemala	17	17	20	22
Guiana, Netherlands	2	2	2	2
Guinea	-	-	-	-
Haiti	10	9	10	9
Honduras	8	8	9	10
Hong Kong	11	11	11	13
Hungary	1	1	1	1
Iceland	674	761	731	808
India	8	8	42	43
Indonesia	6	6	4	4
Iran	42	19	41	59
Iraq	2	2	2	2

CONFIDENTIAL

Downgraded at 3-Year Intervals:
Declassified After 12 Years
DOD Dir 5200.10

TABLE III - OPERATING LOCATION STRENGTH BY COUNTRY, OVERSEAS, AT END OF QUARTER - FY 1963
(CONTINUED)

COUNTRY	30 SEPTEMBER 1962	31 DECEMBER 1962	31 MARCH 1963	30 JUNE 1963
Israel	13	13	13	14
Italy	3,001	3,385	3,437	3,172
Ivory Coast	8	8	8	10
Japan	25,725	25,316	26,072	25,937
Jerusalem	5	5	5	5
Johnston Island	87	74	85	105
Korea	4,771	4,669	4,666	4,722
Laos	29	4	6	5
Lebanon	7	7	7	7
Leeward Island	1	1	3	3
Libya	3,475	3,494	3,387	3,158
Madagascar	7	7	7	8
Malaya	1	1	1	1
Marshall Islands	3	3	2	2
Mexico	3	3	2	4
Midway	16	20	18	19
Morocco	4,584	4,613	4,164	3,491
Netherlands	752	763	880	793
New Zealand	5	5	3	4
Nicaragua	9	9	12	9
Norway	204	209	203	220
Okinawa	11,064	10,959	11,137	11,177
Pakistan	1,032	1,067	1,194	1,228
Panama	32	37	43	11
Paraguay	10	9	10	9
Peru	32	31	32	31
Philippine Islands	8,104	7,238	7,601	7,904
Poland	2	2	2	2
Portugal	31	32	31	32
Puerto Rico	3,872	3,908	3,961	3,953
Rumania	1	1	1	2
Russia	12	14	11	12
Ryukyu Islands	1,054	1,026	1,084	1,033
Saudi Arabia	211	209	220	225
Spain	9,661	9,664	9,803	9,890
Sweden	13	13	12	15
Switzerland	7	7	7	8
Taiwan	2,256	2,263	2,284	2,006
Thailand	204	500	560	807
Trinidad	2	2	2	2
Turkey	7,646	7,968	8,392	8,179
Union of South Africa	8	9	8	13
United Kingdom	25,995	25,846	25,520	25,587
Uruguay	16	14	16	15
Venezuela	30	28	29	28
Viet Nam	659	1,630	2,009	3,060
Volcanic Islands	64	59	54	54
Wake Island	34	32	36	42
Yugoslavia	15	15	14	17
Unknown	589	529	550	583

Source: Data Applications Division, Data Services Center, Comptroller of the Air Force

Downgraded at 3-Year Intervals:
Declassified After 12 Years
DOD Dir 5200.10

TABLE 112 - USAF OFFICERS BY GRADE IN WHICH SERVING, BY COMMAND, WORLD-WIDE - 30 JUN 1963

COMMAND OF ASSIGNMENT AND FUNCTIONAL GROUP	TOTAL	COMMISSIONED OFFICERS								WARRANT OFFICERS				
		Total	General	Colonel	Lieutenant Colonel	Major	Captain	First Lieutenant	Second Lieutenant	Total	Warrant Officer 4	Warrant Officer 3	Warrant Officer 2	Warrant Officer 1
<u>WORLD-WIDE - TOTAL</u>	<u>133,763</u>	<u>130,661</u>	<u>427</u>	<u>5,319</u>	<u>14,777</u>	<u>23,913</u>	<u>51,101</u>	<u>20,970</u>	<u>14,154</u>	<u>3,102</u>	<u>669</u>	<u>1,779</u>	<u>654</u>	-
<u>PERMANENT PARTY - TOTAL</u>	<u>122,854</u>	<u>119,777</u>	<u>427</u>	<u>5,166</u>	<u>14,552</u>	<u>22,910</u>	<u>47,886</u>	<u>19,923</u>	<u>8,919</u>	<u>3,077</u>	<u>669</u>	<u>1,759</u>	<u>649</u>	-
<u>CONTINENTAL US - TOTAL</u>	<u>98,265</u>	<u>96,140</u>	<u>358</u>	<u>4,349</u>	<u>11,931</u>	<u>18,303</u>	<u>37,052</u>	<u>15,932</u>	<u>8,215</u>	<u>2,125</u>	<u>497</u>	<u>1,190</u>	<u>438</u>	-
Aero Chart and Information Center	75	75	-	5	12	18	15	8	17	-	-	-	-	-
Air Defense Command	11,749	11,382	33	355	1,141	1,953	4,295	1,803	1,802	367	59	197	111	-
Air Force Accounting and Fin Center	50	50	-	9	20	18	-	2	1	-	-	-	-	-
Air Force Communications Service	1,299	1,175	3	27	132	293	385	153	182	124	12	76	36	-
Air Force Logistics Command	3,259	3,184	25	271	453	596	1,045	413	381	75	18	39	18	-
Air Force Systems Command	8,423	8,306	37	550	1,282	1,824	2,791	1,000	822	117	37	65	15	-
Air Training Command	8,568	8,355	15	219	600	1,207	3,735	1,665	914	213	43	131	39	-
Air University	2,129	2,103	6	191	417	574	804	81	30	26	12	12	2	-
Continental Air Command	909	889	6	84	229	251	234	63	22	20	4	15	1	-
Headquarters Command, USAF	5,619	5,443	32	552	1,262	1,334	1,656	419	188	176	55	104	17	-
Headquarters US Air Force	2,699	2,667	108	809	981	598	161	9	1	32	20	11	1	-
Military Air Transport Service	9,522	9,278	14	195	905	1,613	3,315	2,432	804	244	67	123	54	-
Office of Aerospace Research	281	280	2	23	37	72	83	60	3	1	-	1	-	-
Strategic Air Command	34,107	33,589	45	736	3,609	6,477	14,294	6,255	2,173	518	123	297	98	-
Tactical Air Command	8,163	7,993	26	257	722	1,208	3,560	1,429	791	170	36	93	41	-
United States Air Force Academy	679	670	3	31	58	137	383	52	6	9	5	4	-	-
USAF Security Service	734	701	3	35	71	130	296	88	78	33	6	22	5	-
<u>OVERSEA-TOTAL (Incl Alaska and Hawaii)</u>	<u>24,589</u>	<u>23,637</u>	<u>69</u>	<u>817</u>	<u>2,621</u>	<u>4,607</u>	<u>10,828</u>	<u>3,991</u>	<u>704</u>	<u>952</u>	<u>172</u>	<u>569</u>	<u>211</u>	-
Aero Chart and Information Center	15	15	-	-	2	6	6	1	-	-	-	-	-	-
Air Defense Atlantic	508	476	-	8	37	70	246	108	7	32	3	19	10	-
Air Force Communications Service	1,328	1,221	2	25	117	300	458	238	81	107	10	73	24	-
Air Force Logistics Command	246	227	-	5	31	66	100	25	-	19	3	12	4	-
Air Force Systems Command	75	74	-	1	5	23	35	10	-	1	1	-	-	-
Alaskan Air Command (Incl Alaska)	1,049	988	2	33	102	158	548	134	11	61	10	33	18	-
Caribbean Air Command	262	258	1	32	56	82	84	3	-	4	-	3	1	-
Headquarters Command, USAF	981	951	17	111	295	238	200	85	5	30	9	18	3	-
Military Air Transport Service	2,422	2,315	2	28	238	423	1,022	548	54	107	23	69	15	-
Pacific Air Forces (Incl Hawaii)	5,712	5,543	25	221	645	1,069	2,569	833	181	169	39	92	38	-
Strategic Air Command	2,651	2,552	5	104	293	603	1,160	384	3	99	23	68	8	-
United States Air Force in Europe	8,447	8,174	14	225	725	1,420	3,997	1,478	315	273	42	147	84	-
USAF Security Service	893	843	1	24	75	149	403	144	47	50	9	35	6	-
<u>PIPELINE - TOTAL</u>	<u>10,909</u>	<u>10,884</u>	-	<u>153</u>	<u>225</u>	<u>1,003</u>	<u>3,221</u>	<u>1,047</u>	<u>5,235</u>	<u>25</u>	-	<u>20</u>	<u>5</u>	-
Students	10,747	10,726	-	142	209	962	3,164	1,023	5,226	21	-	17	4	-
Patients	162	158	-	11	16	41	57	24	9	4	-	3	1	-

Source: Data Applications Division, Data Services Center, Comptroller of the Air Force.

TABLE 113 - USAF REGULAR AND RESERVE GENERAL OFFICERS BY GRADE IN WHICH SERVING,
WORLD-WIDE, AT END OF QUARTER - FY 1963

END OF QUARTER	TOTAL	GENERALS	LIEUTENANT GENERALS	MAJOR GENERALS	BRIGADIER GENERALS
30 September (1962)	431	12	34	169	216
31 December	428	14	34	165	215
31 March (1963)	431	13	34	168	216
30 June	432	14	33	169	216

Source: Data Applications Division, Data Services Center, Comptroller of the Air Force

TABLE 114 - USAF REGULAR GENERAL OFFICERS BY PERMANENT GRADE, BY GRADE IN WHICH SERVING,
WORLD-WIDE, AT END OF QUARTER - FY 1963

PERMANENT GRADE a/	GRADE IN WHICH SERVING	30 SEPTEMBER (1962)	31 DECEMBER	31 MARCH (1963)	30 JUNE
<u>Major General - Total</u>		<u>103</u>	<u>103</u>	<u>123</u>	<u>121</u>
	General	11	13	12	13
	Lieutenant General	34	34	34	33
	Major General	58	56	77	75
	Brigadier General	-	-	-	-
<u>Brigadier General - Total</u>		<u>127</u>	<u>124</u>	<u>142</u>	<u>139</u>
	General	-	-	-	-
	Lieutenant General	-	-	-	-
	Major General	103	100	81	84
	Brigadier General	24	24	61	55
<u>Colonel - Total</u>		<u>184</u>	<u>184</u>	<u>149</u>	<u>155</u>
	General	-	-	-	-
	Lieutenant General	-	-	-	-
	Major General	3	5	6	5
	Brigadier General	181	179	143	150
<u>Lieutenant Colonel - Total</u>		<u>2</u>	<u>2</u>	<u>2</u>	<u>2</u>
	General	-	-	-	-
	Lieutenant General	-	-	-	-
	Major General	-	-	-	-
	Brigadier General	2	2	2	2
<u>Major - Total</u>		<u>1</u>	<u>1</u>	<u>1</u>	<u>1</u>
	General	-	-	-	-
	Lieutenant General	-	-	-	-
	Major General	-	-	-	-
	Brigadier General	1	1	1	1

a/ No General Officer on Active Duty in the USAF possesses permanent grade of General or Lieutenant General.

Source: Data Applications Division, Data Services Center, Comptroller of the Air Force.

TABLE 115 - AIRMEN BY GRADE IN WHICH SERVING, BY COMMAND, WORLD-WIDE - 30 JUN 1963

COMMAND OF ASSIGNMENT AND FUNCTIONAL GROUP	TOTAL	AIRMAN									AVI- ATION CADETS AND USAFA CADETS
		Chief Master Ser- geant	Senior Master Ser- geant	Master Ser- geant	Tech- nical Ser- geant	Staff Ser- geant	Airman 1C	Airman 2C	Airman 3C	Airman Basic	
WORLD-WIDE - TOTAL (Includes USAFA Cadets) . . .	735,668	5,950	11,099	32,719	67,790	147,314	165,727	173,918	108,210	19,899	3,042
USAFA CADET - TOTAL	2,660	-	-	-	-	-	-	-	-	-	2,660
WORLD-WIDE - TOTAL (Excludes USAFA Cadets)	733,008	5,950	11,099	32,719	67,790	147,314	165,727	173,918	108,210	19,899	382
PERMANENT PARTY - TOTAL	682,186	5,928	11,071	32,529	67,240	144,477	164,395	168,819	83,885	3,842	-
CONTINENTAL US - TOTAL	496,590	4,397	8,074	24,035	48,728	106,743	115,089	118,830	67,654	3,040	-
Aeronautical Chart and Information Center	40	-	-	3	6	14	10	7	-	-	-
Air Defense Command	88,939	720	1,345	3,206	7,619	17,928	20,326	24,035	13,167	593	-
Air Force Accounting and Finance Center	47	1	6	12	3	4	4	5	12	-	-
Air Force Communications Service	15,374	178	342	707	1,670	3,337	3,804	4,114	1,173	49	-
Air Force Logistics Command	11,426	92	222	652	1,287	2,991	2,363	2,448	1,312	59	-
Air Force Systems Command	19,050	169	364	1,237	2,180	4,168	4,378	4,038	2,422	94	-
Air Training Command	50,910	424	887	3,334	7,211	13,300	10,648	8,953	5,792	361	-
Air University	3,158	28	61	248	563	836	757	460	197	8	-
Continental Air Command	1,625	16	83	394	420	488	165	41	16	2	-
Headquarters Command, USAF	13,301	162	341	1,328	2,140	3,620	3,059	1,778	824	49	-
Headquarters US Air Force	-	-	-	-	-	-	-	-	-	-	-
Military Air Transport Service	46,834	428	767	2,426	4,553	10,025	10,594	10,851	6,887	303	-
Office of Aerospace Research	209	2	8	30	42	76	40	11	-	-	-
Strategic Air Command	191,182	1,703	2,886	8,032	15,927	38,143	45,723	49,190	28,325	1,253	-
Tactical Air Command	48,260	404	627	2,105	4,339	9,976	11,199	11,956	7,392	262	-
USAF Academy	842	7	19	60	120	241	288	101	6	-	-
USAF Security Service	5,393	63	116	261	648	1,596	1,731	842	129	7	-
OVERSEA - TOTAL (Includes Alaska and Hawaii)	185,596	1,531	2,997	8,494	18,512	37,734	49,306	49,989	16,231	802	-
Aeronautical Chart and Information Center	154	-	3	7	18	37	47	40	2	-	-
Air Defense Atlantic	4,821	22	90	195	417	1,035	1,453	1,376	224	9	-
Air Force Communications Service	25,102	231	475	938	2,523	4,769	5,895	7,979	2,205	87	-
Air Force Logistics Command	1,802	21	52	117	228	381	352	524	121	6	-
Air Force Systems Command	225	1	9	21	43	83	58	10	-	-	-
Alaskan Air Command	9,350	69	144	381	894	2,046	2,271	2,623	891	31	-
Caribbean Air Command	1,019	12	38	146	208	197	187	163	64	4	-
Headquarters Command, USAF	2,461	26	47	230	386	879	660	231	2	-	-
Military Air Transport Service	12,434	159	242	648	1,294	2,706	3,360	2,559	1,411	55	-
Pacific Air Forces	35,050	242	451	1,575	3,340	7,656	9,917	8,234	3,452	183	-
Strategic Air Command	22,081	223	432	1,094	2,272	4,612	6,633	5,813	920	82	-
U S Air Forces in Europe	53,244	451	869	2,737	5,712	10,167	14,076	12,925	5,996	311	-
USAF Security Service	17,853	74	145	405	1,177	3,166	4,397	7,512	943	34	-
PIPELINE - TOTAL	50,822	22	28	190	550	2,837	1,332	5,099	24,325	16,057	382
Aviation Students	382	-	-	-	-	-	-	-	-	-	382
Other Students	49,621	14	16	132	434	2,638	1,153	4,931	24,257	16,046	-
Patients	819	8	12	58	116	199	179	168	68	11	-

Source: Data Applications Division, Data Services Center, Comptroller of the Air Force.

TABLE 116 - USAF OFFICERS BY GRADE IN WHICH SERVING, BY AGE WORLD-WIDE, SEMIANNUALLY-
FY 1963

AGE OR AGE GROUP	TOTAL	GENERALS	COLONELS	LIEUTENANT COLONELS	MAJORS	CAPTAINS	FIRST LIEUTENANTS	SECOND LIEUTENANTS	WARRANT OFFICERS
31 DECEMBER 1962									
TOTAL . . .	133,603	424	4,903	15,221	25,557	51,778	19,244	13,212	3,264
<u>YEARS</u>									
20.	26	-	-	-	-	-	-	26	-
21.	455	-	-	-	-	-	43	412	-
22.	3,252	-	-	-	-	-	582	2,670	-
23.	5,761	-	-	-	-	31	1,445	4,285	-
24.	6,091	-	-	-	-	134	3,448	2,509	-
25.	5,711	-	-	-	-	491	4,211	1,009	-
26.	5,335	-	-	-	-	1,344	3,500	491	-
27.	5,717	-	-	-	-	3,283	2,125	309	-
28.	6,149	-	-	-	3	4,641	1,329	176	-
29.	6,078	-	-	-	34	5,165	812	64	3
30.	5,946	-	-	-	48	5,246	604	40	8
31.	5,337	-	-	-	58	4,851	395	12	21
32.	5,030	-	-	-	69	4,718	215	11	17
33.	4,383	-	-	-	135	4,060	143	6	39
34.	3,541	-	-	4	379	3,045	61	1	51
35.	2,160	-	-	2	391	1,665	47	2	53
36.	2,189	-	-	3	526	1,554	47	2	57
37.	3,530	-	1	71	1,365	1,984	24	-	85
38.	4,736	-	6	246	2,276	2,065	12	-	131
39.	5,338	-	26	797	2,571	1,785	6	-	153
40.	5,775	-	68	1,223	2,892	1,381	1	-	210
41.	6,955	2	225	1,985	3,207	1,249	3	-	284
42.	6,712	4	458	2,103	2,796	1,004	-	1	346
43.	5,553	8	570	1,925	2,178	554	3	2	313
44.	5,215	8	702	1,837	1,918	395	-	-	355
45.	4,113	19	614	1,451	1,488	289	-	-	252
46.	3,134	39	537	1,112	1,049	187	-	-	210
47.	2,299	56	485	815	663	92	-	-	188
48.	1,304	41	333	411	353	36	-	-	130
49.	846	36	206	243	233	25	-	-	103
50.	706	33	164	228	179	13	-	5	84
51.	499	43	122	157	119	11	-	-	47
52.	477	33	114	167	131	7	-	1	24
53.	361	38	78	94	105	8	-	-	38
54.	317	22	94	92	85	5	-	-	19
55.	208	11	31	75	70	3	-	-	18
56.	166	13	23	51	70	3	-	-	6
57.	140	10	23	57	39	6	-	-	5
58.	80	4	9	31	33	1	-	-	2
59.	60	3	10	22	22	1	-	-	2
60 And Older . .	35	1	-	12	14	5	-	-	3
Unknown	1,883	-	4	7	58	441	188	1,178	7

TABLE 116 - USAF OFFICERS BY GRADE IN WHICH SERVING, BY AGE, WORLD-WIDE, SEMIANNUALLY
 FY 1963 (CONTINUED)

AGE OR AGE GROUP	TOTAL	GENERALS	COLONELS	LIEUTENANT COLONELS	MAJORS	CAPTAINS	FIRST LIEUTENANTS	SECOND LIEUTENANTS	WARRANT OFFICERS
30 JUNE 1963									
TOTAL . . .	133,763	427	5,319	14,777	23,913	51,101	20,970	14,154	3,102
YEARS . . .									
20	6	-	-	-	-	-	-	6	-
21	194	-	-	-	-	-	4	189	1
22	3,654	-	-	-	-	208	481	2,951	14
23	6,193	-	-	-	-	23	1,852	4,318	-
24	6,861	-	-	-	-	82	3,624	3,155	-
25	6,139	-	-	-	-	313	4,597	1,228	1
26	5,431	-	-	-	-	953	3,944	534	-
27	5,417	-	-	-	-	2,469	2,602	346	-
28	5,870	-	-	-	1	4,270	1,414	185	-
29	6,043	-	-	-	21	5,071	863	88	-
30	6,143	-	-	-	74	5,393	603	67	6
31	5,456	-	-	-	69	4,978	386	13	10
32	5,232	-	-	-	65	4,930	207	6	24
33	4,647	-	-	-	102	4,352	157	8	28
34	4,041	-	-	-	228	3,701	67	3	42
35	2,712	-	-	5	466	2,122	59	2	58
36	2,154	-	-	3	503	1,550	48	-	50
37	2,577	-	5	34	838	1,610	21	2	67
38	4,099	-	3	176	1,778	2,025	7	-	110
39	5,009	-	18	586	2,428	1,829	8	-	140
40	5,235	-	52	1,051	2,586	1,373	3	-	170
41	6,029	-	202	1,631	2,839	1,122	-	-	235
42	6,485	2	396	2,029	2,755	1,014	1	-	288
43	6,010	7	650	2,074	2,270	681	-	1	327
44	5,008	7	742	1,724	1,876	347	-	2	310
45	4,529	16	747	1,613	1,559	290	-	-	304
46	3,401	35	634	1,147	1,183	179	-	-	223
47	2,525	58	544	894	751	94	-	-	184
48	1,599	50	398	542	425	48	-	-	136
49	974	39	235	293	268	26	-	-	113
50	701	39	179	217	170	7	-	-	89
51	548	33	144	177	130	12	1	2	49
52	463	34	108	164	110	7	-	-	40
53	335	30	75	94	106	7	3	-	20
54	284	29	73	83	75	1	-	-	23
55	244	21	52	74	76	2	-	-	19
56	148	7	21	58	52	3	-	-	7
57	133	10	21	49	44	1	-	-	8
58	80	6	12	26	30	4	-	-	2
59	57	3	6	24	22	1	-	-	1
60 And Older . .	31	1	2	9	13	3	-	-	3
Unknown	1,066	-	-	-	-	-	18	1,048	-

Source: Data Applications Division, Data Services Center, Comptroller of the Air Force

TABLE 117 - USAF MILITARY PERSONNEL BY TYPE, BY PERSONNEL IDENTITY, BY COMMAND, WORLD-WIDE, AT END OF QUARTER - FY 1963

(In table below "AFNC and MSC" data include Male Nurses and Male Specialists)

END OF QUARTER	TOTAL	OFFICERS			WARRANT OFFICERS		AIRMEN		AVIATION CADETS AND AVIATION STUDENTS	ACADEMY CADETS
		Male	Other WAF Female	AFNC and MSC	Male	Female	Male	Female		
WORLD-WIDE										
September (1962)	870,092	125,742	664	3,690	3,425	5	728,912	4,865	304	2,485
December	863,287	126,051	676	3,612	3,259	5	722,332	4,700	202	2,450
March (1963)	872,434	127,033	693	3,704	3,189	4	730,261	4,813	383	2,354
June	869,431	126,331	706	3,624	3,098	4	727,822	4,804	382	2,660
CONTINENTAL US										
September (1962)	660,984	103,084	465	2,765	2,423	5	545,068	4,385	304	2,485
December	653,987	103,375	486	2,706	2,279	5	538,228	4,256	202	2,450
March (1963)	661,508	104,414	510	2,805	2,238	4	544,433	4,367	383	2,354
June	659,194	103,775	528	2,715	2,146	4	542,636	4,348	382	2,660
OVERSEAS										
September (1962)	209,106	22,658	199	925	1,002	-	183,844	480	-	-
December	209,300	22,676	190	906	980	-	184,104	444	-	-
March (1963)	210,926	22,619	183	899	951	-	185,828	446	-	-
June	210,237	22,556	178	909	952	-	185,186	456	-	-
CONTINENTAL US										
AERONAUTICAL CHART AND INFORMATION CENTER										
September (1962)	100	65	-	-	-	-	34	1	-	-
December	105	71	-	-	-	-	33	1	-	-
March (1963)	116	77	-	-	-	-	38	1	-	-
June	115	75	-	-	-	-	40	-	-	-
AIR DEFENSE COMMAND										
September (1962)	97,362	11,256	64	179	441	-	84,686	736	-	-
December	97,049	11,225	68	175	399	-	84,407	775	-	-
March (1963)	100,183	11,336	71	177	387	-	87,418	794	-	-
June	100,688	11,126	73	183	367	-	88,160	779	-	-
AIR FORCE ACCOUNTING AND FINANCE CENTER										
September (1962)	87	57	1	-	-	-	29	-	-	-
December	84	56	1	-	-	-	27	-	-	-
March (1963)	93	52	1	-	-	-	40	-	-	-
June	97	49	1	-	-	-	47	-	-	-
AIR FORCE COMMUNICATIONS SERVICE										
September (1962)	14,247	1,152	11	-	135	-	12,683	266	-	-
December	14,561	1,155	12	-	127	1	13,027	239	-	-
March (1963)	16,189	1,187	15	-	132	1	14,637	217	-	-
June	16,673	1,159	16	-	123	1	15,186	188	-	-

TABLE 117 - USAF MILITARY PERSONNEL BY TYPE, BY PERSONNEL IDENTITY, BY COMMAND, WORLD-WIDE,
AT END OF QUARTER - FY 1963 (CONTINUED)

END OF QUARTER	TOTAL	OFFICERS			WARRANT OFFICERS		AIRMEN		AVIATION CADETS AND AVIATION STUDENTS	ACADEMY CADETS
		Male	Other WAF Female	AFNC and MSC	Male	Female	Male	Female		
CONTINENTAL US (Continued)										
AIR FORCE LOGISTICS COMMAND										
September (1962) . . .	14,048	2,942	16	146	89	-	10,852	3	-	-
December	14,100	2,964	14	149	80	-	10,890	3	-	-
March (1963)	14,482	2,991	14	151	76	-	11,247	3	-	-
June	14,685	3,013	17	154	75	-	11,420	6	-	-
AIR FORCE SYSTEMS COMMAND										
September (1962) . . .	26,565	7,907	43	333	125	1	17,932	224	-	-
December	26,505	7,878	45	334	122	1	17,911	214	-	-
March (1963)	26,763	7,867	48	346	115	1	18,142	244	-	-
June	27,473	7,923	43	340	116	1	18,809	241	-	-
AIR TRAINING COMMAND										
September (1962) . . .	58,602	7,948	86	440	231	1	49,359	537	-	-
December	59,194	8,080	82	420	221	-	49,929	462	-	-
March (1963)	59,779	8,133	85	441	218	-	50,432	470	-	-
June	59,478	7,831	86	438	213	-	50,322	588	-	-
AIR UNIVERSITY										
September (1962) . . .	5,321	1,864	6	87	33	-	3,216	115	-	-
December	5,190	1,830	5	83	30	-	3,133	109	-	-
March (1963)	5,097	1,801	5	91	27	-	3,060	113	-	-
June	5,287	2,009	6	88	26	-	3,058	100	-	-
CONTINENTAL AIR COMMAND										
September (1962) . . .	2,555	879	10	1	18	1	1,646	-	-	-
December	2,547	869	10	1	18	-	1,649	-	-	-
March (1963)	2,572	890	10	1	18	-	1,653	-	-	-
June	2,534	878	10	1	20	-	1,625	-	-	-
HEADQUARTERS COMMAND, USAF										
September (1962) . . .	16,904	4,789	19	72	149	1	11,709	165	-	-
December	17,086	4,874	21	69	151	1	11,797	173	-	-
March (1963)	18,643	5,325	23	77	181	1	12,846	190	-	-
June	18,920	5,347	22	74	175	1	13,119	182	-	-
HEADQUARTERS USAF										
September (1962) . . .	2,745	2,693	10	5	37	-	-	-	-	-
December	2,706	2,657	10	5	34	-	-	-	-	-
March (1963)	2,701	2,651	12	5	33	-	-	-	-	-
June	2,699	2,649	13	5	32	-	-	-	-	-

TABLE 117 - USAF MILITARY PERSONNEL BY TYPE, BY PERSONNEL IDENTITY, BY COMMAND, WORLD-WIDE,
AT END OF QUARTER - FY 1963 (CONTINUED)

END OF QUARTER	TOTAL	OFFICERS			WARRANT OFFICERS		AIRMEN		AVIATION CADETS AND AVIATION STUDENTS	ACADEMY CADETS
		Male	Other WAF Female	AFNC and MSC	Male	Female	Male	Female		
CONTINENTAL US (Continued)										
MILITARY AIR TRANSPORT SERVICE										
September (1962) . . .	51,109	8,280	45	301	271	1	41,461	750	-	-
December	52,669	8,423	45	300	256	1	42,830	814	-	-
March (1963)	54,564	8,680	46	298	253	1	44,418	868	-	-
June	56,356	8,929	48	301	243	1	46,028	806	-	-
OFFICE OF AEROSPACE RESEARCH										
September (1962) . . .	469	265	2	-	2	-	200	-	-	-
December	477	272	2	-	2	-	201	-	-	-
March (1963)	482	270	1	-	1	-	210	-	-	-
June	490	279	1	-	1	-	209	-	-	-
STRATEGIC AIR COMMAND										
September (1962) . . .	226,963	33,481	83	815	614	-	191,251	719	-	-
December	228,843	33,522	87	795	572	-	193,176	691	-	-
March (1963)	228,271	33,456	91	844	545	-	192,631	704	-	-
June	225,289	32,715	96	778	518	-	190,454	728	-	-
TACTICAL AIR COMMAND										
September (1962) . . .	51,679	7,328	33	203	201	-	43,905	9	-	-
December	55,262	7,602	30	212	192	-	47,210	16	-	-
March (1963)	55,151	7,756	35	215	178	-	46,958	9	-	-
June	56,423	7,752	32	209	170	-	48,248	12	-	-
US AIR FORCE ACADEMY										
September (1962) . . .	1,499	624	1	25	9	-	840	-	-	-
December	1,500	622	1	23	9	-	845	-	-	-
March (1963)	1,496	627	1	24	9	-	835	-	-	-
June	1,521	644	1	25	9	-	842	-	-	-
US AIR FORCE SECURITY SERVICE										
September (1962) . . .	6,096	684	6	-	35	-	5,370	1	-	-
December	6,058	678	5	-	35	-	5,339	1	-	-
March (1963)	6,179	698	6	-	35	-	5,439	1	-	-
June	6,127	695	6	-	33	-	5,392	1	-	-
US AIR FORCE PATIENTS (PIPELINE)										
September (1962) . . .	1,007	142	5	9	10	-	836	5	-	-
December	988	105	16	1	10	1	847	8	-	-
March (1963)	906	95	6	4	9	-	789	3	-	-
June	929	140	7	5	4	-	770	3	-	-

TABLE 117 - USAF MILITARY PERSONNEL BY TYPE, BY PERSONNEL IDENTITY, BY COMMAND, WORLD-WIDE,
AT END OF QUARTER - FY 1963 (CONTINUED)

END OF QUARTER	TOTAL	OFFICERS			WARRANT OFFICERS		AIRMEN		AVIATION CADETS AND AVIATION STUDENTS	ACADEMY CADETS
		Male	Other WAF Female	AFNC and MSC	Male	Female	Male	Female		
CONTINENTAL US (Continued)										
US AIR FORCE STUDENTS (PIPELINE) AND ACADEMY CADETS										
September (1962) . . .	83,626	10,728	24	149	23	-	69,059	854	304	2,485
December	69,063	10,492	32	139	21	-	54,977	750	202	2,450
March (1963)	67,841	10,522	40	131	21	-	53,640	750	383	2,354
June	63,410	10,562	50	114	21	-	48,907	714	382	2,660
OVERSEAS										
AERONAUTICAL CHART AND INFORMATION CENTER										
September (1962) . . .	176	14	-	-	-	-	162	-	-	-
December	163	14	-	-	-	-	149	-	-	-
March (1963)	164	14	-	-	-	-	150	-	-	-
June	169	15	-	-	-	-	154	-	-	-
AIR DEFENSE ATLANTIC										
September (1962) . . .	5,166	470	-	8	32	-	4,656	-	-	-
December	5,145	443	-	8	31	-	4,663	-	-	-
March (1963)	5,352	445	1	7	31	-	4,868	-	-	-
June	5,329	468	-	8	32	-	4,821	-	-	-
AIR FORCE COMMUNICATIONS SERVICE a/										
September (1962) . . .	24,600	1,191	29	-	112	-	23,186	82	-	-
December	24,689	1,178	30	-	107	-	23,307	67	-	-
March (1963)	25,929	1,190	29	-	104	-	24,526	80	-	-
June	26,430	1,192	29	-	107	-	25,021	81	-	-
AIR FORCE LOGISTICS COMMAND										
September (1962) . . .	2,167	232	-	-	23	-	1,911	1	-	-
December	1,857	228	-	-	19	-	1,610	-	-	-
March (1963)	1,970	230	-	-	19	-	1,721	-	-	-
June	2,048	227	-	-	19	-	1,802	-	-	-
AIR FORCE SYSTEMS COMMAND										
September (1962) . . .	298	75	-	-	-	-	223	-	-	-
December	298	75	-	-	1	-	222	-	-	-
March (1963)	291	72	-	-	1	-	218	-	-	-
June	300	74	-	-	1	-	225	-	-	-
ALASKAN AIR COMMAND										
September (1962) . . .	10,344	913	-	64	64	-	9,302	1	-	-
December	10,216	921	1	66	64	-	9,163	1	-	-
March (1963)	10,272	941	-	54	62	-	9,214	1	-	-
June	10,399	933	1	54	61	-	9,349	1	-	-

TABLE 117 - USAF MILITARY PERSONNEL BY TYPE, BY PERSONNEL IDENTITY, BY COMMAND, WORLD-WIDE, AT END OF QUARTER - FY 1963 (CONTINUED)

END OF QUARTER	TOTAL	OFFICERS			WARRANT OFFICERS		AIRMEN		AVIATION CADETS AND AVIATION STUDENTS	ACADEMY CADETS
		Male	Other WAF Female	AFNC and MSC	Male	Female	Male	Female		
OVERSEAS (Continued)										
CARIBBEAN AIR COMMAND										
September (1962) . . .	1,253	255	-	-	4	-	994	-	-	-
December	1,243	244	-	-	4	-	995	-	-	-
March (1963)	1,260	257	-	-	4	-	999	-	-	-
June	1,281	257	-	1	4	-	1,019	-	-	-
HEADQUARTERS COMMAND, USAF										
September (1962) . . .	3,136	895	1	-	25	-	2,194	21	-	-
December	3,186	902	1	-	23	-	2,242	18	-	-
March (1963)	3,240	918	-	-	25	-	2,283	14	-	-
June	3,442	951	-	-	30	-	2,447	14	-	-
MILITARY AIR TRANSPORT SERVICE										
September (1962) . . .	14,197	2,216	16	60	106	-	11,769	30	-	-
December	14,319	2,275	12	55	106	-	11,847	24	-	-
March (1963)	14,793	2,264	10	53	105	-	12,332	29	-	-
June	14,856	2,250	11	54	107	-	12,402	32	-	-
PACIFIC AIR FORCES										
September (1962) . . .	39,293	5,292	41	222	192	-	33,465	81	-	-
December	39,094	5,373	38	222	186	-	33,195	80	-	-
March (1963)	39,454	5,266	38	232	168	-	33,670	80	-	-
June	40,762	5,277	35	231	169	-	34,956	94	-	-
STRATEGIC AIR COMMAND										
September (1962) . . .	26,836	2,660	17	136	93	-	23,904	26	-	-
December	26,637	2,639	18	132	98	-	23,736	14	-	-
March (1963)	26,133	2,593	16	130	98	-	23,283	13	-	-
June	24,732	2,416	13	123	99	-	22,069	12	-	-
US AIR FORCE, EUROPE										
September (1962) . . .	62,546	7,670	92	435	301	-	53,810	238	-	-
December	62,730	7,582	86	423	291	-	54,108	240	-	-
March (1963)	62,641	7,623	87	423	286	-	53,993	229	-	-
June	61,691	7,650	86	438	273	-	53,022	222	-	-
US AIR FORCE SECURITY SERVICE										
September (1962) . . .	19,062	773	3	-	50	-	18,236	-	-	-
December	19,699	800	4	-	50	-	18,845	-	-	-
March (1963)	19,392	802	2	-	48	-	18,540	-	-	-
June	18,746	840	3	-	50	-	17,853	-	-	-

TABLE 117 - USAF MILITARY PERSONNEL BY TYPE, BY PERSONNEL IDENTITY, BY COMMAND, WORLD-WIDE, AT END OF QUARTER - FY 1963 (CONTINUED)

END OF QUARTER	TOTAL	OFFICERS			WARRANT OFFICERS		AIRMEN		AVIATION CADETS AND AVIATION STUDENTS	ACADEMY CADETS
		Male	Other WAF Female	AFNC and MSC	Male	Female	Male	Female		
OVERSEAS (Continued)										
US AIR FORCE PATIENTS (PIPELINE)										
September (1962)	34	2	-	-	-	-	32	-	-	-
December	24	2	-	-	-	-	22	-	-	-
March (1963)	35	4	-	-	-	-	31	-	-	-
June	52	6	-	-	-	-	46	-	-	-
US AIR FORCE STUDENTS (PIPELINE)										
September (1962)	-	-	-	-	-	-	-	-	-	-
December	-	-	-	-	-	-	-	-	-	-
March (1963)	-	-	-	-	-	-	-	-	-	-
June	-	-	-	-	-	-	-	-	-	-

Source: Data Applications Division, Data Services Center, Comptroller of the Air Force.

TABLE 118 - USAF PERSONNEL IN PIPELINE STATUS, AT END OF QUARTER, WORLD-WIDE - FY 1963
(Table below includes Academy Cadets)

END OF QUARTER	TOTAL		STUDENTS												PATIENTS	
	Officer	Airman	TOTAL		OCS/OTS a/		TECHNICAL TRAINING b/		FLYING TRAINING		BASIC TRAINING		CUBAN VOLUNTEERS		Officer	Airman
			Officer	Airman	Officer	Airman	Officer	Airman	Officer	Airman	Officer	Airman	Officer	Airman		
30 SEP (1962)	11,092	71,090	10,924	70,217	795	898	6,348	46,187	3,781	323	-	22,808	-	1	168	873
31 DEC	10,819	56,806	10,684	55,929	766	1,052	6,307	42,339	3,611	267	-	12,271	-	-	135	877
31 MAR (1963)	10,832	55,596	10,714	54,773	923	808	6,132	37,825	3,659	390	-	15,750	-	-	118	823
30 JUN	10,909	50,822	10,747	50,003	528	734	6,195	33,510	4,024	400	-	15,359	-	-	162	819

a/ OCS - Officer Candidate School; (OTS) - Officer Training School includes graduates awaiting assignment (applicable to Air Training Command (ATC) and Air University (AU) only).

b/ Includes Commissioned Officers, Warrant Officers, and Airmen assigned in Pipeline Student Status to a unit of any command which conducts formal technical or professional training for the Air Force, as authorized in AFM 50-5 dated, 2 July 1962.

Source: Data Applications Division, Data Services Center, Comptroller of the Air Force.

TABLE 119 - USAF MILITARY PERSONNEL BY GRADE IN WHICH SERVING, BY COMPONENT, WORLD-WIDE,
AT END OF QUARTER - FY 1963

GRADE IN WHICH SERVING	TOTAL	REGULAR AIR- FORCE	AIR FORCE RESERVE		AIR NATIONAL GUARD		U S AIR FORCE
			Buildup a/	Other	Buildup b/	Other	
30 SEPTEMBER 1962							
<u>WORLD-WIDE - TOTAL (Incl USAFA Cadets)</u>	<u>870,092</u>	<u>792,384</u>	<u>276</u>	<u>73,647</u>	<u>544</u>	<u>540</u>	<u>2,701</u>
USAFA CADET - TOTAL	2,485	-	-	-	-	-	2,485
WORLD-WIDE - TOTAL (Excl USAFA Cadets)	867,607	792,384	276	73,647	544	540	216
<u>Commissioned and Warrant Officer - Total</u>	<u>133,526</u>	<u>59,332</u>	<u>109</u>	<u>73,329</u>	<u>227</u>	<u>366</u>	<u>163</u>
<u>Commissioned Officer - Total</u>	<u>130,096</u>	<u>56,781</u>	<u>109</u>	<u>72,596</u>	<u>218</u>	<u>364</u>	<u>28</u>
<u>General Officer - Total</u>	<u>429</u>	<u>419</u>	<u>-</u>	<u>7</u>	<u>-</u>	<u>3</u>	<u>-</u>
General	12	12	-	-	-	-	-
Lieutenant General	34	34	-	-	-	-	-
Major General	166	162	-	3	-	1	-
Brigadier General	217	211	-	4	-	2	-
Colonel	4,971	4,730	-	223	-	18	-
Lieutenant Colonel	15,515	11,250	7	4,193	10	43	12
Major	25,843	11,464	29	14,221	35	90	4
Captain	44,832	18,172	58	26,334	118	138	12
First Lieutenant	25,745	9,593	13	16,033	43	63	-
Second Lieutenant	12,761	1,153	2	11,585	12	9	-
<u>Warrant Officer - Total</u>	<u>3,430</u>	<u>2,551</u>	<u>-</u>	<u>733</u>	<u>9</u>	<u>2</u>	<u>135</u>
Chief Warrant Officer, W-4	675	602	-	64	-	-	9
Chief Warrant Officer, W-3	1,728	1,342	-	325	1	1	59
Chief Warrant Officer, W-2	1,027	607	-	344	8	1	67
Warrant Officer, W-1	-	-	-	-	-	-	-
<u>Airman and Aviation Cadet - Total</u>	<u>734,081</u>	<u>733,052</u>	<u>167</u>	<u>318</u>	<u>317</u>	<u>174</u>	<u>53</u>
Chief Master Sergeant	4,757	4,748	-	3	1	5	-
Senior Master Sergeant	10,556	10,541	2	1	4	8	-
Master Sergeant	32,060	31,981	22	15	22	20	-
Technical Sergeant	67,044	66,957	18	18	26	25	-
Staff Sergeant	147,122	146,863	64	68	87	39	1
Airman 1st Class	151,196	150,969	34	78	62	51	2
Airman 2nd Class	166,749	166,591	17	25	87	21	8
Airman 3rd Class	124,628	124,464	9	82	28	5	40
Airman Basic	29,666	29,635	1	28	-	-	2
Aviation Cadet	303	303	-	-	-	-	-
31 DECEMBER 1962							
<u>WORLD-WIDE - TOTAL (Incl USAFA Cadets)</u>	<u>863,287</u>	<u>785,446</u>	<u>600</u>	<u>74,119</u>	<u>38</u>	<u>410</u>	<u>2,674</u>
USAFA CADET - TOTAL	2,450	-	-	-	-	-	2,450
WORLD-WIDE - TOTAL (Excl USAFA Cadets)	860,837	785,446	600	74,119	38	410	224
<u>Commissioned and Warrant Officer - Total</u>	<u>133,603</u>	<u>58,993</u>	<u>196</u>	<u>73,881</u>	<u>14</u>	<u>349</u>	<u>170</u>
<u>Commissioned Officer - Total</u>	<u>130,339</u>	<u>56,572</u>	<u>196</u>	<u>73,186</u>	<u>13</u>	<u>345</u>	<u>27</u>
<u>General Officer - Total</u>	<u>424</u>	<u>413</u>	<u>-</u>	<u>8</u>	<u>-</u>	<u>3</u>	<u>-</u>
General	14	14	-	-	-	-	-
Lieutenant General	34	34	-	-	-	-	-
Major General	162	157	-	4	-	1	-
Brigadier General	214	208	-	4	-	2	-

TABLE 119 - USAF MILITARY PERSONNEL BY GRADE IN WHICH SERVING, BY COMPONENT, WORLD-WIDE, AT END OF QUARTER - FY 1963 (CONTINUED)

GRADE IN WHICH SERVING	TOTAL	REGULAR AIR FORCE	AIR FORCE RESERVE		AIR NATIONAL GUARD		U S AIR FORCE
			Buildup a/	Other	Buildup a/	Other	
31 DECEMBER 1962 (Continued)							
<u>Commissioned and Warrant Officer (Continued)</u>							
<u>Commissioned Officer (Continued)</u>							
Colonel	4,903	4,672	2	213	-	15	1
Lieutenant Colonel	15,221	11,085	5	4,090	-	31	10
Major	25,557	11,416	30	14,022	4	81	4
Captain	51,778	22,032	121	29,461	4	148	12
First Lieutenant	19,244	5,967	36	13,175	2	64	-
Second Lieutenant	13,212	987	2	12,217	3	3	-
<u>Warrant Officer - Total</u>	<u>3,264</u>	<u>2,421</u>	<u>-</u>	<u>695</u>	<u>1</u>	<u>4</u>	<u>143</u>
Chief Warrant Officer, W-4	686	608	-	64	-	-	14
Chief Warrant Officer, W-3	1,807	1,383	-	355	-	1	68
Chief Warrant Officer, W-2	771	430	-	276	1	3	61
Warrant Officer, W-1	-	-	-	-	-	-	-
<u>Airman and Aviation Cadet - Total</u>	<u>727,234</u>	<u>726,453</u>	<u>404</u>	<u>238</u>	<u>24</u>	<u>61</u>	<u>54</u>
Chief Master Sergeant	4,545	4,540	3	2	-	-	-
Senior Master Sergeant	10,199	10,186	9	-	1	3	-
Master Sergeant	34,150	34,083	47	8	3	9	-
Technical Sergeant	67,792	67,726	39	16	3	8	-
Staff Sergeant	145,451	145,251	151	31	4	13	1
Airman 1st Class	158,411	158,239	85	60	6	20	1
Airman 2nd Class	165,322	165,248	34	20	6	3	11
Airman 3rd Class	121,983	121,815	22	101	1	4	40
Airman Basic	19,179	19,163	14	-	-	1	1
Aviation Cadet	202	202	-	-	-	-	-
30 MARCH 1963							
<u>WORLD-WIDE - TOTAL (Incl USAFA Cadets)</u>	<u>872,434</u>	<u>793,774</u>	<u>197</u>	<u>75,447</u>	<u>16</u>	<u>399</u>	<u>2,601</u>
USAFA CADET - TOTAL	2,354	-	-	-	-	-	2,354
WORLD-WIDE - TOTAL (Excl USAFA Cadets)	870,080	793,774	197	75,447	16	399	247
<u>Commissioned and Warrant Officer - Total</u>	<u>134,623</u>	<u>58,922</u>	<u>108</u>	<u>75,047</u>	<u>4</u>	<u>355</u>	<u>187</u>
<u>Commissioned Officer - Total</u>	<u>131,430</u>	<u>56,540</u>	<u>108</u>	<u>74,375</u>	<u>3</u>	<u>353</u>	<u>51</u>
<u>General Officer - Total</u>	<u>427</u>	<u>416</u>	<u>-</u>	<u>8</u>	<u>-</u>	<u>3</u>	<u>-</u>
General	13	13	-	-	-	-	-
Lieutenant General	34	34	-	-	-	-	-
Major General	165	161	-	3	-	1	-
Brigadier General	215	208	-	5	-	2	-
Colonel	4,964	4,742	-	206	-	15	1
Lieutenant Colonel	14,853	10,841	4	3,965	-	29	14
Major	25,553	11,505	19	13,945	-	79	5
Captain	51,930	22,344	73	29,347	2	157	7
First Lieutenant	19,855	5,796	11	13,980	-	68	-
Second Lieutenant	13,848	896	1	12,924	1	2	24
<u>Warrant Officer - Total</u>	<u>3,193</u>	<u>2,382</u>	<u>-</u>	<u>672</u>	<u>1</u>	<u>2</u>	<u>136</u>
Chief Warrant Officer, W-4	687	609	-	62	-	-	16
Chief Warrant Officer, W-3	1,803	1,375	-	357	-	1	70
Chief Warrant Officer, W-2	703	398	-	253	1	1	50
Warrant Officer, W-1	-	-	-	-	-	-	-

TABLE 119 - USAF MILITARY PERSONNEL BY GRADE IN WHICH SERVING, BY COMPONENT, WORLD-WIDE,
AT END OF QUARTER - FY 1963 (CONTINUED)

GRADE IN WHICH SERVING	TOTAL	REGULAR AIR FORCE	AIR FORCE RESERVE		AIR NATIONAL GUARD		U S AIR FORCE
			Buildup a/	Other	buildup b/	Other	
31 MARCH 1963 (Continued)							
<u>Airman and Aviation Cadet - Total</u>	<u>735,457</u>	<u>734,852</u>	<u>89</u>	<u>400</u>	<u>12</u>	<u>44</u>	<u>60</u>
Chief Master Sergeant	4,398	4,398	-	-	-	-	-
Senior Master Sergeant	9,902	9,898	-	3	-	1	-
Master Sergeant	33,669	33,623	11	29	1	5	-
Technical Sergeant	67,292	67,250	7	31	1	2	1
Staff Sergeant	148,652	148,502	38	94	4	14	-
Airman 1st Class	164,200	164,058	19	101	2	16	4
Airman 2nd Class	171,235	171,169	13	32	3	3	15
Airman 3rd Class	114,633	114,488	-	108	1	3	33
Airman Basic	21,093	21,083	1	2	-	-	7
Aviation Cadet	383	383	-	-	-	-	-
30 JUNE 1963							
<u>WORLD-WIDE - TOTAL (Incl USAFA Cadets)</u>	<u>869,431</u>	<u>791,764</u>	<u>191</u>	<u>74,171</u>	<u>5</u>	<u>385</u>	<u>2,915</u>
USAFA CADET - TOTAL	2,660	-	-	-	-	-	2,660
WORLD-WIDE - TOTAL (Excl USAFA Cadets)	866,771	791,764	191	74,171	5	385	255
<u>Commissioned and Warrant Officer - Total</u>	<u>133,763</u>	<u>59,223</u>	<u>95</u>	<u>73,891</u>	<u>1</u>	<u>351</u>	<u>202</u>
<u>Commissioned Officer - Total</u>	<u>130,661</u>	<u>56,904</u>	<u>95</u>	<u>73,245</u>	<u>1</u>	<u>349</u>	<u>67</u>
<u>General Officer - Total</u>	<u>427</u>	<u>417</u>	<u>-</u>	<u>7</u>	<u>-</u>	<u>3</u>	<u>-</u>
General	14	14	-	-	-	-	-
Lieutenant General	33	33	-	-	-	-	-
Major General	167	163	-	3	-	1	-
Brigadier General	213	207	-	4	-	2	-
Colonel	5,319	5,099	-	200	-	18	2
Lieutenant Colonel	14,777	10,446	3	4,277	-	32	19
Major	23,913	11,250	24	12,554	-	77	8
Captain	51,101	22,342	55	28,539	-	151	14
First Lieutenant	20,970	5,865	12	15,024	1	68	-
Second Lieutenant	14,154	1,485	1	12,644	-	-	24
<u>Warrant Officer - Total</u>	<u>3,102</u>	<u>2,319</u>	<u>-</u>	<u>646</u>	<u>-</u>	<u>2</u>	<u>135</u>
Chief Warrant Officer, W-4	669	593	-	62	-	-	14
Chief Warrant Officer, W-3	1,779	1,362	-	347	-	1	69
Chief Warrant Officer, W-2	654	364	-	237	-	1	52
Warrant Officer, W-1	-	-	-	-	-	-	-
<u>Airman and Aviation Cadet - Total</u>	<u>733,008</u>	<u>732,541</u>	<u>96</u>	<u>280</u>	<u>4</u>	<u>34</u>	<u>53</u>
Chief Master Sergeant	5,950	5,950	-	-	-	-	-
Senior Master Sergeant	11,099	11,096	-	3	-	-	-
Master Sergeant	32,719	32,677	17	21	-	4	-
Technical Sergeant	67,790	67,747	9	32	-	1	1
Staff Sergeant	147,314	147,166	45	90	2	11	-
Airman 1st Class	165,727	165,596	19	93	1	14	4
Airman 2nd Class	173,918	173,857	6	31	-	3	21
Airman 3rd Class	108,210	108,175	-	7	1	1	26
Airman Basic	19,899	19,895	-	3	-	-	1
Aviation Cadet	382	382	-	-	-	-	-

a/ Air Force Reserve personnel involuntarily ordered to active duty individually and as a unit under the Presidential Supplemental Buildup Program.

b/ Air National Guard personnel involuntarily ordered to active duty as a unit under the Presidential Supplemental Buildup Program.

Source: Data Applications Division, Data Services Center, Comptroller of the Air Force.

TABLE 120 -- USAF REGULAR COMMISSIONED OFFICERS BY GRADE IN WHICH SERVING, BY CONTROL BRANCH, WORLD-WIDE, AT END OF QUARTER -- FY 1963

CONTROL BRANCH BY DATE	TOTAL	GENERAL	COLONELS	LIEUTENANT COLONELS	MAJORS	CAP-TAINS	FIRST LIEUTENANTS	SECOND LIEUTENANTS
<u>30 SEPTEMBER (1963) - TOTAL</u> . . .	<u>56,781</u>	<u>419</u>	<u>4,730</u>	<u>11,250</u>	<u>11,464</u>	<u>18,172</u>	<u>9,593</u>	<u>1,153</u>
Nurse Corps	610	-	5	86	175	269	74	1
Chaplain Corps	493	1	30	88	125	235	14	-
Dental Corps	507	1	59	142	111	194	-	-
Medical Corps	1,127	15	186	196	173	557	-	-
Medical Service Corps	767	-	49	147	131	274	160	6
Veterinary Corps	124	-	14	31	30	49	-	-
Medical Specialists Corps	36	-	1	4	14	13	4	-
Women in the Air Force	235	-	1	51	43	86	54	-
Other Air Force Male	52,882	402	4,385	10,505	10,662	16,495	9,287	1,146
<u>31 DECEMBER (1963) - TOTAL</u> . . .	<u>56,572</u>	<u>413</u>	<u>4,672</u>	<u>11,085</u>	<u>11,416</u>	<u>22,032</u>	<u>5,967</u>	<u>987</u>
Nurse Corps	614	-	5	84	166	321	36	2
Chaplain Corps	493	2	28	86	127	250	-	-
Dental Corps	513	1	59	141	112	200	-	-
Medical Corps	1,120	14	181	195	165	565	-	-
Medical Service Corps	765	-	49	146	134	345	85	6
Veterinary Corps	127	-	14	31	30	52	-	-
Medical Specialists Corps	30	-	1	2	10	16	1	-
Women in the Air Force	231	-	1	51	42	106	31	-
Other Air Force Male	52,679	396	4,334	10,349	10,630	20,177	5,814	979
<u>31 MARCH (1963) - TOTAL</u>	<u>56,540</u>	<u>416</u>	<u>4,742</u>	<u>10,841</u>	<u>11,505</u>	<u>22,344</u>	<u>5,796</u>	<u>896</u>
Nurse Corps	609	-	4	81	163	333	28	-
Chaplain Corps	497	2	28	85	132	249	1	-
Dental Corps	517	1	59	140	116	200	1	-
Medical Corps	1,120	14	181	192	177	555	-	1
Medical Service Corps	763	-	51	139	131	351	84	7
Veterinary Corps	126	-	14	30	30	52	-	-
Medical Specialists Corps	35	-	1	3	14	17	-	-
Women in the Air Force	222	-	1	50	41	105	25	-
Other Air Force Male	52,651	399	4,403	10,121	10,701	20,482	5,657	888
<u>30 JUNE (1963) - TOTAL</u>	<u>56,904</u>	<u>417</u>	<u>5,099</u>	<u>10,446</u>	<u>11,250</u>	<u>22,342</u>	<u>5,865</u>	<u>1,485</u>
Nurse Corps	613	-	3	82	153	346	29	-
Chaplain Corps	505	2	32	81	131	258	1	-
Dental Corps	520	1	63	134	117	204	1	-
Medical Corps	1,091	16	190	182	165	537	-	1
Medical Service Corps	786	-	53	144	123	349	107	10
Veterinary Corps	126	-	14	29	30	53	-	-
Medical Specialists Corps	33	-	1	1	14	17	-	-
Women in the Air Force	224	-	1	48	40	107	25	3
Other Air Force Male	53,006	398	4,742	9,745	10,477	20,471	5,702	1,471

Source: Data Applications Division, Data Services Center, Comptroller of the Air Force.

TABLE 121 - USAF FEMALE PERSONNEL BY TYPE, BY GRADE IN WHICH SERVING, WORLD-WIDE -
30 JUN 1963

TYPE OF PERSONNEL BY GRADE	TOTAL	WOMEN IN THE AIR FORCE	AIR FORCE NURSE CORPS	MEDICAL SPECIAL- ISTS	TYPE OF PERSONNEL BY GRADE	TOTAL	WOMEN IN THE AIR FORCE	AIR FORCE NURSE CORPS	MEDICAL SPECIAL- ISTS
<u>TOTAL</u>	<u>8,713</u>	<u>5,514</u>	<u>3,030</u>	<u>169</u>					
<u>Officer and Warrant</u>					<u>Airman - Total</u>	<u>4,804</u>	<u>4,804</u>	-	-
<u>Officer - Total</u>	<u>3,909</u>	<u>710</u>	<u>3,030</u>	<u>169</u>	Chief Master Sgt	9	9	-	-
<u>Officer - Total</u>	<u>3,905</u>	<u>706</u>	<u>3,030</u>	<u>169</u>	Senior Master Sergeant	33	33	-	-
Colonel	5	1	3	1	Master Sergeant	183	183	-	-
Lieutenant Colonel	141	49	91	1	Technical Sergeant	257	257	-	-
Major	462	72	364	26	Staff Sergeant	532	532	-	-
Captain	1,365	294	1,007	64	Airman 1st Class	704	704	-	-
First Lieutenant	1,439	137	1,245	57	Airman 2nd Class	981	981	-	-
Second Lieutenant	493	153	320	20	Airman 3rd Class	1,710	1,710	-	-
<u>Warrant Officer -</u>					Airman Basic	395	395	-	-
<u>Total</u>	<u>4</u>	<u>4</u>	-	-					
WO, W-4	1	1	-	-					
WO, W-3	2	2	-	-					
WO, W-2	1	1	-	-					
WO, W-1	-	-	-	-					

Source: Data Applications Division, Data Services Center, Comptroller of the Air Force.

TABLE 122 - USAF OFFICERS BY AERONAUTICAL RATING, BY FLYING STATUS, BY GRADE IN WHICH SERVING, WORLD-WIDE, AT END OF QUARTER - FY 1963

AERONAUTICAL RATING AND GRADE	30 September 1962		31 December 1962		31 March 1963		30 June 1963	
	On Flying Status	Not On Flying Status	On Flying Status	Not on Flying Status	On Flying Status	Not On Flying Status	On Flying Status	Not On Flying Status
<u>PILOT - TOTAL</u>	<u>51,573</u>	<u>5,454</u>	<u>51,277</u>	<u>5,492</u>	<u>51,055</u>	<u>5,521</u>	<u>50,474</u>	<u>5,362</u>
General	350	11	347	10	347	10	351	8
Colonel	3,058	207	3,016	216	3,053	229	3,286	246
Lieutenant Colonel	7,922	990	7,819	991	7,645	1,004	7,618	1,067
Major	11,934	2,418	11,826	2,390	11,863	2,430	11,070	2,263
Captain	19,490	1,626	22,273	1,745	22,272	1,717	22,070	1,649
First Lieutenant	8,163	162	5,473	98	5,346	86	5,647	87
Second Lieutenant	656	1	523	5	529	8	432	5
Warrant Officer	-	39	-	37	-	37	-	37
<u>NAVIGATOR/OBSERVER - TOTAL</u>	<u>19,456</u>	<u>3,310</u>	<u>19,501</u>	<u>3,289</u>	<u>19,506</u>	<u>3,252</u>	<u>19,397</u>	<u>3,213</u>
General	-	3	-	2	-	3	-	3
Colonel	139	98	135	96	144	98	197	100
Lieutenant Colonel	1,391	524	1,375	520	1,358	488	1,360	497
Major	3,298	1,290	3,280	1,266	3,324	1,276	3,118	1,232
Captain	7,206	1,005	8,722	1,066	8,702	1,030	8,625	1,032
First Lieutenant	5,711	321	4,631	282	4,762	309	5,023	307
Second Lieutenant	1,711	51	1,358	43	1,216	31	1,074	26
Warrant Officer	-	18	-	14	-	17	-	16
<u>FLIGHT SURGEON - TOTAL</u>	<u>539</u>	<u>139</u>	<u>564</u>	<u>134</u>	<u>589</u>	<u>139</u>	<u>547</u>	<u>141</u>
General	14	-	14	-	14	-	16	-
Colonel	175	15	173	12	176	13	189	10
Lieutenant Colonel	148	20	152	17	148	16	138	19
Major	56	20	58	17	64	17	64	14
Captain	146	84	167	84	187	89	139	98
First Lieutenant	-	-	-	3	-	3	-	-
Second Lieutenant	-	-	-	1	-	1	1	-
Warrant Officer	-	-	-	-	-	-	-	-
<u>NON-RATED - TOTAL</u>	<u>3,072</u>	<u>49,983</u>	<u>3,128</u>	<u>50,218</u>	<u>3,216</u>	<u>51,345</u>	<u>3,286</u>	<u>51,343</u>
General	-	51	-	51	-	53	-	49
Colonel	7	1,272	6	1,249	4	1,247	3	1,288
Lieutenant Colonel	46	4,474	51	4,296	45	4,149	41	4,037
Major	90	6,737	85	6,635	82	6,497	89	6,063
Captain	489	14,787	565	17,156	597	17,336	593	16,895
First Lieutenant	252	11,136	209	8,548	251	9,098	274	9,632
Second Lieutenant	2,168	8,174	2,193	9,089	2,221	9,842	2,272	10,344
Warrant Officer	20	3,352	19	3,194	16	3,123	14	3,035

Source: Data Applications Division, Data Services Center, Comptroller of the Air Force

TABLE 123 - USAF OFFICERS BY AERONAUTICAL STATUS, WORLD-WIDE, AT END OF QUARTER - FY 1963

RATING AND DESIGNATION	30 September 1962		31 December 1962		31 March 1963		30 June 1963	
	On Flying Status	Not On Flying Status	On Flying Status	Not On Flying Status	On Flying Status	Not On Flying Status	On Flying Status	Not On Flying Status
<u>TOTAL a/</u>	<u>74,640</u>	<u>58,886</u>	<u>74,470</u>	<u>59,133</u>	<u>74,366</u>	<u>60,257</u>	<u>73,704</u>	<u>60,059</u>
<u>RATED - TOTAL</u>	<u>71,568</u>	<u>8,903</u>	<u>71,342</u>	<u>8,915</u>	<u>71,150</u>	<u>8,912</u>	<u>70,418</u>	<u>8,716</u>
<u>Pilot - Total</u>	<u>51,573</u>	<u>5,454</u>	<u>51,277</u>	<u>5,492</u>	<u>51,055</u>	<u>5,521</u>	<u>50,474</u>	<u>5,362</u>
Command	23,092	912	22,848	959	22,596	995	22,037	977
Senior	11,801	1,412	12,440	1,412	13,013	1,430	13,428	1,347
Pilot	16,680	3,130	15,989	3,121	15,446	3,096	15,009	3,038
<u>Navigator - Total</u>	<u>18,557</u>	<u>1,595</u>	<u>18,644</u>	<u>1,604</u>	<u>18,689</u>	<u>1,615</u>	<u>18,628</u>	<u>1,642</u>
Master	4,466	168	4,465	173	4,466	175	4,376	186
Senior	3,813	293	4,008	297	4,166	292	4,389	285
Navigator	10,278	1,134	10,171	1,134	10,057	1,148	9,863	1,171
<u>Aircraft Observer - Total</u>	<u>899</u>	<u>1,715</u>	<u>857</u>	<u>1,685</u>	<u>817</u>	<u>1,637</u>	<u>769</u>	<u>1,571</u>
Master	133	8	132	8	135	7	129	7
Senior	475	116	468	118	449	121	431	121
Aircraft Observer	291	1,591	257	1,559	233	1,509	209	1,443
<u>Flight Surgeon - Total</u>	<u>539</u>	<u>139</u>	<u>564</u>	<u>134</u>	<u>589</u>	<u>139</u>	<u>547</u>	<u>141</u>
Chief	89	5	90	3	89	3	98	1
Senior	153	10	158	8	163	8	163	7
Flight Surgeon	297	124	316	123	337	128	286	33
<u>NON-RATED - TOTAL</u>	<u>3,072</u>	<u>49,983</u>	<u>3,128</u>	<u>50,218</u>	<u>3,216</u>	<u>51,345</u>	<u>3,286</u>	<u>51,343</u>
<u>Aeronautical Designation - Total</u>	<u>479</u>	<u>797</u>	<u>513</u>	<u>797</u>	<u>552</u>	<u>840</u>	<u>591</u>	<u>858</u>
Flight Medical Officer	291	64	326	65	352	88	367	103
Flight Nurse	188	733	187	732	200	752	224	755
<u>Other - Total</u>	<u>2,593</u>	<u>49,186</u>	<u>2,615</u>	<u>49,421</u>	<u>2,664</u>	<u>50,505</u>	<u>2,695</u>	<u>50,485</u>

a/ Includes Warrant Officers

Source: Data Applications Division, Data Services Center, Comptroller of the Air Force

TABLE 124 - USAF OFFICERS BY AERONAUTICAL RATING, BY FLYING STATUS, BY COMMAND, WORLD-WIDE, SEMIANNUALLY - 31 DEC 1962 AND 30 JUN 1963.

(Data for the States of Alaska and Hawaii are included in Alaskan Air Command and Pacific Air Forces respectively.)

COMMAND AND FUNCTIONAL GROUP	TOTAL		PILOTS		NAVIGATORS AND OBSERVERS		OTHER	
	On Flying Status	Not On Flying Status	On Flying Status	Not On Flying Status	On Flying Status	Not On Flying Status	On Flying Status	Not On Flying Status
31 DECEMBER 1962								
<u>TOTAL</u>	<u>74,470</u>	<u>59,133</u>	<u>51,277</u>	<u>5,492</u>	<u>19,501</u>	<u>3,289</u>	<u>3,692</u>	<u>50,352</u>
<u>PERMANENT PARTY - TOTAL</u>	<u>68,489</u>	<u>54,295</u>	<u>49,091</u>	<u>5,276</u>	<u>18,005</u>	<u>3,114</u>	<u>1,393</u>	<u>45,905</u>
<u>CONTINENTAL US - TOTAL</u>	<u>56,646</u>	<u>41,870</u>	<u>39,667</u>	<u>4,121</u>	<u>15,989</u>	<u>2,446</u>	<u>990</u>	<u>35,303</u>
Aeronautical Chart And Information Center	26	45	22	2	4	2	-	41
Air Defense Command	6,182	6,167	4,743	663	1,351	329	88	5,175
Air Force Accounting And Finance Center	12	45	11	-	1	7	-	38
Air Force Communications Service	429	866	372	112	56	47	1	707
Air Force Logistics Command	1,140	2,067	905	162	187	82	48	1,823
Air Force Systems Command	3,591	4,789	2,818	413	577	244	196	4,132
Air Training Command	4,441	4,362	3,490	376	872	202	79	3,784
Air University	1,013	935	899	113	101	65	13	757
Continental Air Command	443	455	379	61	56	43	8	351
Headquarters Command, USAF	2,033	3,083	1,796	336	190	202	47	2,545
Headquarters US Air Force	1,535	1,171	1,336	174	154	79	45	918
Military Air Transport Service	5,853	3,172	3,912	297	1,805	143	136	2,732
Office Of Aerospace Research	106	170	80	5	24	8	2	157
Strategic Air Command	24,220	10,756	14,212	1,088	9,811	829	197	8,839
Tactical Air Command	5,180	2,856	4,356	233	701	105	123	2,518
USAF Academy	307	348	237	36	64	24	6	288
USAF Security Service	135	583	99	50	35	35	1	498
<u>OVERSEAS - TOTAL</u>	<u>11,843</u>	<u>12,425</u>	<u>9,424</u>	<u>1,155</u>	<u>2,016</u>	<u>668</u>	<u>403</u>	<u>10,602</u>
Aeronautical Chart And Information Center	6	8	2	1	4	1	-	6
Air Force Communications Service	422	893	351	84	70	40	1	769
Air Force Logistics Command	96	151	83	11	12	14	1	126
Air Force Systems Command	59	17	45	3	14	1	-	13
Alaskan Air Command	420	632	357	58	44	43	19	531
Caribbean Air Command	145	103	139	9	4	4	2	90
Headquarters Command, USAF	415	511	367	64	41	33	7	414
Military Air Transport Service	1,515	933	1,091	79	360	38	64	816
Pacific Air Forces	3,037	2,782	2,497	255	421	127	119	2,400
Strategic Air Command	1,321	1,566	952	179	331	111	38	1,276
US Air Forces Europe	4,233	4,149	3,398	361	683	228	152	3,560
USAF Security Service	174	680	142	51	32	28	-	601
<u>PIPELINE - TOTAL</u>	<u>5,981</u>	<u>4,838</u>	<u>2,186</u>	<u>216</u>	<u>1,496</u>	<u>175</u>	<u>2,299</u>	<u>4,447</u>

Downgraded at 3-Year Intervals:
Declassified After 12 Years
DOD Dir 5200.10

TABLE 124 - USAF OFFICERS BY AERONAUTICAL RATING, BY FLYING STATUS, BY COMMAND, WORLD-WIDE SEMIANNUALLY - 31 DEC 1962 AND 30 JUN 1963 (CONTINUED).

COMMAND AND FUNCTIONAL GROUP	TOTAL		PILOTS		NAVIGATORS AND OBSERVERS		OTHER	
	On Flying Status	Not On Flying Status	On Flying Status	Not On Flying Status	On Flying Status	Not On Flying Status	On Flying Status	Not On Flying Status
30 JUNE 1963								
<u>TOTAL</u>	<u>73,704</u>	<u>60,059</u>	<u>50,474</u>	<u>5,362</u>	<u>19,397</u>	<u>3,213</u>	<u>3,833</u>	<u>51,484</u>
<u>PERMANENT PARTY - TOTAL</u>	<u>67,633</u>	<u>55,221</u>	<u>48,326</u>	<u>5,162</u>	<u>17,925</u>	<u>3,085</u>	<u>1,382</u>	<u>46,974</u>
<u>CONTINENTAL US - TOTAL</u>	<u>55,979</u>	<u>42,794</u>	<u>39,071</u>	<u>4,012</u>	<u>15,888</u>	<u>2,414</u>	<u>1,020</u>	<u>36,368</u>
Aeronautical Chart And Information Center	29	46	23	1	6	2	-	43
Air Defense Command	5,738	6,519	4,455	612	1,193	339	190	5,568
Air Force Accounting And Finance Center	13	37	12	-	1	6	-	31
Air Force Communications Service	378	921	318	104	60	48	-	769
Air Force Logistics Command	1,140	2,119	902	157	191	78	47	1,884
Air Force Systems Command	3,582	4,841	2,807	404	593	222	182	4,215
Air Training Command	4,250	4,318	3,357	337	823	193	70	3,788
Air University	1,132	997	956	126	143	65	33	806
Continental Air Command	445	464	380	67	60	35	5	362
Headquarters Command, USAF	2,153	3,466	1,885	375	222	212	46	2,879
Headquarters US Air Force	1,540	1,159	1,342	168	155	77	43	914
Military Air Transport Service	6,351	3,171	4,214	276	1,994	142	143	2,753
Office Of Aerospace Research	104	177	77	6	24	9	3	162
Strategic Air Command	23,326	10,781	13,549	1,049	9,565	817	212	8,915
Tactical Air Command	5,337	2,826	4,443	251	759	112	135	2,463
USAF Academy	330	349	254	36	66	21	10	292
USAF Security Service	131	603	97	43	33	36	1	524
<u>OVERSEA - TOTAL</u>	<u>11,654</u>	<u>12,427</u>	<u>9,255</u>	<u>1,150</u>	<u>2,037</u>	<u>671</u>	<u>362</u>	<u>10,606</u>
Aeronautical Chart And Information Center	7	8	3	-	4	1	-	7
Air Force Communications Service	391	937	326	87	65	48	-	802
Air Force Logistics Command	98	148	85	13	12	11	1	124
Air Force Systems Command	57	18	43	4	14	1	-	13
Alaskan Air Command	437	612	360	56	61	45	16	511
Caribbean Air Command	159	103	152	11	4	5	3	87
Headquarters Command, USAF	441	540	395	74	42	31	4	435
Military Air Transport Service	1,524	898	1,109	78	351	36	67	784
Pacific Air Forces	3,021	2,691	2,464	256	466	136	91	2,299
Strategic Air Command	1,192	1,459	843	164	311	105	38	1,190
US Air Forces, Europe	4,163	4,284	3,341	355	680	219	142	3,710
USAF Security Service	164	729	134	52	27	33	3	644
<u>PIPELINE - TOTAL</u>	<u>6,071</u>	<u>4,838</u>	<u>2,148</u>	<u>200</u>	<u>1,472</u>	<u>128</u>	<u>2,451</u>	<u>4,510</u>

Source: Data Applications Division, Data Services Center, Comptroller of the Air Force.

Downgraded at 3-Year Intervals:
Declassified After 12 Years
DOD Dir 5200.10

TABLE 125 - USAF OFFICERS ON FLYING STATUS BY AERONAUTICAL RATING, BY AGE, WORLD-WIDE,
SEMIANNUALLY - 31 DEC 1962 AND 30 JUN 1963

("Other" referenced below includes Flight Surgeons; table includes general officers)

AGE GROUP	31 DECEMBER 1962				30 JUNE 1963			
	Total	Pilots	Navigators And Observers	Other	Total	Pilots	Navigators And Observers	Other
<u>TOTAL</u>	<u>74,470</u>	<u>51,277</u>	<u>19,501</u>	<u>3,692</u>	<u>73,704</u>	<u>50,474</u>	<u>19,397</u>	<u>3,833</u>
<u>20 Through 24 - Total</u>	<u>6,804</u>	<u>1,803</u>	<u>3,105</u>	<u>1,896</u>	<u>6,531</u>	<u>1,797</u>	<u>2,905</u>	<u>1,829</u>
20	24	2	18	4	5	1	3	1
21	227	4	163	60	89	1	66	22
22	1,481	90	747	644	1,334	143	578	613
23	2,402	578	1,040	784	2,379	552	1,047	780
24	2,670	1,129	1,137	404	2,724	1,100	1,211	413
<u>25 Through 29 - Total</u>	<u>17,083</u>	<u>10,460</u>	<u>5,819</u>	<u>804</u>	<u>16,226</u>	<u>9,716</u>	<u>5,697</u>	<u>813</u>
25	2,786	1,443	1,151	192	2,822	1,407	1,206	209
26	2,633	1,504	971	158	2,721	1,493	1,058	170
27	3,231	1,972	1,080	179	2,821	1,665	990	166
28	4,127	2,690	1,265	172	3,623	2,336	1,132	155
29	4,306	2,851	1,352	103	4,239	2,815	1,311	113
<u>30 Through 34 - Total</u>	<u>15,377</u>	<u>11,054</u>	<u>4,039</u>	<u>284</u>	<u>16,522</u>	<u>11,780</u>	<u>4,448</u>	<u>294</u>
30	4,045	2,796	1,174	75	4,255	2,876	1,313	66
31	3,414	2,439	914	61	3,614	2,586	969	59
32	3,121	2,303	774	44	3,270	2,375	836	59
33	2,676	1,925	685	66	2,869	2,114	699	56
34	2,121	1,591	492	38	2,514	1,829	631	54
<u>35 Through 39 - Total</u>	<u>11,263</u>	<u>8,771</u>	<u>2,325</u>	<u>167</u>	<u>10,212</u>	<u>7,944</u>	<u>2,093</u>	<u>175</u>
35	1,182	901	253	28	1,524	1,156	228	40
36	1,148	895	229	24	1,161	897	237	27
37	2,315	1,741	542	32	1,513	1,157	333	23
38	3,123	2,492	589	42	2,699	2,082	582	35
39	3,495	2,742	712	41	3,315	2,652	613	50
<u>40 Through 44 - Total</u>	<u>17,821</u>	<u>14,493</u>	<u>3,103</u>	<u>225</u>	<u>17,333</u>	<u>14,064</u>	<u>3,054</u>	<u>215</u>
40	3,714	3,009	641	64	3,406	2,713	644	49
41	4,284	3,477	753	54	3,833	3,139	639	55
42	3,909	3,223	641	45	3,862	3,129	683	50
43	3,129	2,569	530	30	3,481	2,877	571	33
44	2,785	2,215	538	32	2,751	2,206	517	28
<u>45 Through 49 - Total</u>	<u>5,210</u>	<u>4,057</u>	<u>1,008</u>	<u>145</u>	<u>6,104</u>	<u>4,786</u>	<u>1,173</u>	<u>145</u>
45	2,133	1,651	444	38	2,396	1,916	440	40
46	1,531	1,181	331	19	1,730	1,314	393	23
47	1,008	791	186	31	1,177	924	228	25
48	349	288	34	27	565	453	86	26
49	189	146	13	30	236	179	26	31
<u>50 Through 54 - Total</u>	<u>408</u>	<u>303</u>	<u>16</u>	<u>89</u>	<u>420</u>	<u>323</u>	<u>11</u>	<u>86</u>
50	110	84	7	19	139	113	6	20
51	98	77	-	21	95	73	1	21
52	82	57	5	20	80	62	1	17
53	61	43	4	14	58	37	3	18
54	57	42	-	15	48	38	-	10
<u>55 Through 59 - Total</u>	<u>79</u>	<u>49</u>	<u>1</u>	<u>29</u>	<u>92</u>	<u>56</u>	<u>1</u>	<u>35</u>
55	21	11	-	10	35	23	-	12
56	25	17	1	7	22	11	1	10
57	17	13	-	4	16	12	-	4
58	10	4	-	6	13	8	-	5
59	6	4	-	2	6	2	-	4
<u>60 And Older - Total</u>	<u>-</u>	<u>-</u>	<u>-</u>	<u>-</u>	<u>1</u>	<u>1</u>	<u>-</u>	<u>-</u>
<u>Unknown - Total</u>	<u>425</u>	<u>287</u>	<u>85</u>	<u>53</u>	<u>263</u>	<u>7</u>	<u>15</u>	<u>241</u>

Source: Data Applications Division, Data Services Center, Comptroller of the Air Force

TABLE 126 - PILOTS ON FLYING STATUS BY GRADE IN WHICH SERVING, BY TYPE OF DUTY,
BY AGE GROUP, WORLD-WIDE - 30 JUN 1963

DUTY AND AGE GROUP	TOTAL	COLONEL	LIEU- TENANT COLONEL	MAJOR	CAPTAIN	FIRST LIEU- TENANT	SECOND LIEU- TENANT
<u>TOTAL</u>	<u>50,123</u>	<u>3,286</u>	<u>7,618</u>	<u>11,070</u>	<u>22,070</u>	<u>5,647</u>	<u>432</u>
24 AND YOUNGER - TOTAL	1,775	-	-	-	86	1,374	315
25 THROUGH 29 - TOTAL	9,714	-	-	-	5,527	4,071	116
30 THROUGH 34 - TOTAL	11,801	-	-	257	11,348	196	-
35 THROUGH 39 - TOTAL	7,947	19	549	3,759	3,618	2	-
40 THROUGH 44 - TOTAL	14,050	1,531	5,264	5,899	1,353	2	1
45 AND OLDER - TOTAL	4,829	1,735	1,805	1,153	136	-	-
UNKNOWN - TOTAL	7	1	-	2	2	2	-
<u>Crew - Total</u>	<u>23,244</u>	<u>22</u>	<u>1,109</u>	<u>2,950</u>	<u>13,559</u>	<u>5,323</u>	<u>281</u>
24 And Younger	1,527	-	-	-	77	1,255	195
25 Through 29	8,360	-	-	-	4,390	3,885	85
30 Through 34	7,265	-	-	141	6,944	180	-
35 Through 39	2,704	1	145	1,025	1,531	2	-
40 Through 44	2,909	17	812	1,515	564	-	1
45 And Older	475	4	152	268	51	-	-
Unknown	4	-	-	1	2	1	-
<u>Command Operational Staff And Technical - Total</u>	<u>8,512</u>	<u>1,125</u>	<u>2,014</u>	<u>2,537</u>	<u>2,777</u>	<u>59</u>	<u>-</u>
24 And Younger	6	-	-	-	4	2	-
25 Through 29	349	-	-	-	301	48	-
30 Through 34	1,499	-	-	37	1,454	8	-
35 Through 39	1,850	8	177	935	730	-	-
40 Through 44	3,555	551	1,426	1,320	258	-	-
45 And Older	1,251	566	411	244	30	-	-
Unknown	2	-	-	1	-	1	-
<u>Rated Mobilization And Professional Resource - Total</u>	<u>16,220</u>	<u>2,028</u>	<u>4,370</u>	<u>5,074</u>	<u>4,677</u>	<u>71</u>	<u>-</u>
24 And Younger	8	-	-	-	5	3	-
25 Through 29	625	-	-	-	567	58	-
30 Through 34	2,399	-	-	48	2,343	8	-
35 Through 39	2,934	8	206	1,519	1,201	-	-
40 Through 44	7,214	890	2,933	2,881	568	2	-
45 And Older	3,039	1,129	1,231	626	53	-	-
Unknown	1	1	-	-	-	-	-
<u>Pipeline - Total</u>	<u>2,147</u>	<u>111</u>	<u>125</u>	<u>309</u>	<u>1,057</u>	<u>194</u>	<u>151</u>
24 And Younger	234	-	-	-	-	114	120
25 Through 29	380	-	-	-	269	80	31
30 Through 34	638	-	-	31	607	-	-
35 Through 39	459	2	21	280	156	-	-
40 Through 44	372	73	93	183	23	-	-
45 And Older	64	36	11	15	2	-	-
Unknown	-	-	-	-	-	-	-

Source: Data Applications Division, Data Services Center, Comptroller of the Air Force

TABLE 127 - NAVIGATORS ON FLYING STATUS BY GRADE IN WHICH SERVING, BY TYPE OF DUTY, BY AGE GROUP, WORLD-WIDE - 30 JUN 1963

DUTY AND AGE GROUP	TOTAL	COLONEL	LIEU-TENANT COLONEL	MAJOR	CAPTAIN	FIRST LIEU-TENANT	SECOND LIEU-TENANT
<u>TOTAL</u>	<u>19,397</u>	<u>197</u>	<u>1,360</u>	<u>3,118</u>	<u>8,625</u>	<u>5,023</u>	<u>1,074</u>
24 AND YOUNGER - TOTAL	2,905	-	-	-	50	2,024	831
25 THROUGH 29 - TOTAL	5,697	-	-	20	2,595	2,855	227
30 THROUGH 34 - TOTAL	4,448	-	-	193	4,113	141	1
35 THROUGH 39 - TOTAL	2,093	1	96	768	1,226	2	-
40 THROUGH 44 - TOTAL	3,054	76	794	1,626	558	-	-
45 AND OLDER - TOTAL	1,185	120	470	511	83	1	-
UNKNOWN - TOTAL	15	-	-	-	-	-	15
<u>Crew - Total</u>	<u>12,738</u>	-	<u>248</u>	<u>1,304</u>	<u>5,877</u>	<u>4,700</u>	<u>609</u>
24 And Younger	2,451	-	-	-	41	1,935	475
25 Through 29	4,876	-	-	20	2,093	2,630	133
30 Through 34	3,147	-	-	180	2,833	133	1
35 Through 39	993	-	38	327	627	1	-
40 Through 44	988	-	154	590	244	-	-
45 And Older	283	-	56	187	39	1	-
Unknown	-	-	-	-	-	-	-
<u>Command Operational Staff And Technical - Total</u>	<u>1,327</u>	<u>30</u>	<u>301</u>	<u>445</u>	<u>542</u>	<u>9</u>	<u>-</u>
24 And Younger	4	-	-	-	2	2	-
25 Through 29	65	-	-	-	59	6	-
30 Through 34	263	-	-	-	262	1	-
35 Through 39	250	-	19	103	128	-	-
40 Through 44	544	16	184	265	79	-	-
45 And Older	201	14	98	77	12	-	-
<u>Rated Mobilization And Professional Resource - Total</u>	<u>3,860</u>	<u>159</u>	<u>788</u>	<u>1,218</u>	<u>1,612</u>	<u>81</u>	<u>2</u>
24 And Younger	20	-	-	-	7	12	1
25 Through 29	283	-	-	-	222	61	-
30 Through 34	767	-	-	7	753	7	-
35 Through 39	705	1	36	285	382	1	-
40 Through 44	1,402	54	437	693	218	-	-
45 And Older	682	104	315	233	30	-	-
Unknown	1	-	-	-	-	-	1
<u>Pipeline - Total</u>	<u>1,472</u>	<u>8</u>	<u>23</u>	<u>151</u>	<u>594</u>	<u>233</u>	<u>463</u>
24 And Younger	430	-	-	-	-	75	355
25 Through 29	473	-	-	-	221	158	94
30 Through 34	271	-	-	6	265	-	-
35 Through 39	145	-	3	53	89	-	-
40 Through 44	120	6	19	78	17	-	-
45 And Older	19	2	1	14	2	-	-
Unknown	14	-	-	-	-	-	14

Source: Data Applications Division, Data Services Center, Comptroller of the Air Force

TABLE 128 -- AUTHORIZED AND ASSIGNED USAF OFFICERS BY OCCUPATIONAL FIELD BASED ON DUTY SPECIALTY, WORLD-WIDE, SEMIANNUALLY - 31 DEC 1962 AND 30 JUN 1963

OCCUPATIONAL FIELD	AUTHORIZED	ASSIGNED			
		Total	Permanent Party	Pipeline	
				Students	Patients
31 DECEMBER 1962					
<u>TOTAL</u>	135,373	133,603	122,784	10,684	135
Commander and Director	4,110	4,277	4,143	134	-
Pilot and Navigator Observer	44,530	46,996	44,314	2,681	1
Aircraft Control	632	662	655	7	-
Weapons Director	3,844	3,702	3,535	167	-
Missile Operations	1,759	1,594	1,509	85	-
Safety	898	875	854	21	-
Weather	2,111	2,243	1,978	265	-
Scientific	800	1,013	843	170	-
Research and Development	2,026	2,124	2,002	122	-
Development Engineering	2,718	2,834	2,481	352	1
Communications Electronics	6,164	7,022	5,932	1,090	-
Missile	2,827	2,823	2,763	60	-
Armament	2,164	2,259	2,025	234	-
Aircraft Maintenance	4,551	4,326	4,034	292	-
Motor Vehicle Maintenance	242	236	225	11	-
Civil Engineering	2,063	2,267	2,108	159	-
Cartography	205	236	225	11	-
Transportation	1,177	1,196	1,130	66	-
Logistics	548	502	497	5	-
Supply	5,658	5,517	5,340	177	-
Procurement Management	1,563	1,657	1,563	94	-
Financial	1,535	1,578	1,530	48	-
Statistical	1,222	1,221	1,161	60	-
Administrative Services	4,758	4,880	4,719	156	5
Photography	156	177	165	12	-
Information	827	867	839	28	-
Personnel	3,743	3,904	3,747	157	-
Manpower Management	605	607	576	31	-
Education and Training	2,602	2,539	2,487	52	-
Air Police	1,087	1,062	1,024	38	-
Intelligence	2,793	2,976	2,709	267	-
Special Investigations	974	814	778	36	-
Legal	1,185	1,319	1,304	15	-
Chaplain	1,129	1,134	1,127	7	-
Medical	10,555	11,923	11,079	843	1
<u>All Other - Total</u>	11,612	4,241	1,383	2,731	127
<u>General Officer - Total</u>	600	599	598	-	1
General Officer	600	409	409	-	-
Colonels with General's AFSCs	-	190	189	-	1
<u>Reporting Codes - Total</u>	150	3,099	368	2,731	-
Pilot Trainees	-	1,931	-	1,931	-
Unclassified	-	161	152	9	-
Navigator Trainees	-	791	-	791	-
Air Attache	150	216	216	-	-
<u>Pipeline - Total</u>	9,951	135	9	-	126
Students	9,688	a/	a/	a/	a/
Patients	263	135	9	-	126

Downgraded at 3-Year Intervals:
Declassified After 12 Years
DOD Dir 5200.10

TABLE 128 - AUTHORIZED AND ASSIGNED USAF OFFICERS BY OCCUPATIONAL FIELD BASED ON DUTY SPECIALTY, WORLD-WIDE, SEMIANNUALLY - 31 DEC 1962 AND 30 JUN 1963 (CONTINUED)

OCCUPATIONAL FIELD	AUTHORIZED	ASSIGNED			
		Total	Permanent Party	Pipeline	
				Students	Patients
31 DECEMBER 1962 - CONTINUED					
<u>Non-Chargeables - Total</u>	<u>520</u>	<u>407</u>	<u>407</u>	-	-
<u>Unallotted Officer - Total</u>	<u>391</u>	<u>1</u>	<u>1</u>	-	-
30 JUNE 1963					
<u>TOTAL</u>	<u>133,338</u>	<u>133,763</u>	<u>122,873</u>	<u>10,683</u>	<u>207</u>
Commander and Director	4,055	4,211	4,107	104	-
Pilot and Navigator Observer	44,513	46,727	44,111	2,615	1
Aircraft Control	626	650	633	17	-
Weapons Director	3,951	3,921	3,717	204	-
Missile Operations	1,960	3,465	3,372	93	-
Safety	901	878	856	22	-
Weather	2,090	2,193	1,949	244	-
Scientific	826	1,043	878	165	-
Research and Development Management	2,001	2,127	2,019	108	-
Development Engineering	2,836	3,055	2,661	393	1
Communications-Electronics	5,665	6,367	5,506	861	-
Missile	2,721	1,298	1,266	32	-
Avonics/Munitions	2,423	2,550	2,249	301	-
Aircraft Maintenance	4,274	4,284	3,887	397	-
Motor Vehicle Maintenance	232	235	221	14	-
Civil Engineering	1,970	2,200	2,049	151	-
Cartography	213	235	230	5	-
Transportation	1,057	1,183	1,132	51	-
Logistics	510	497	489	8	-
Supply	5,355	5,359	5,232	127	-
Procurement Management	1,493	1,679	1,604	75	-
Financial	1,577	1,558	1,499	59	-
Statistical	1,249	1,210	1,157	53	-
Administrative Services	4,534	4,781	4,689	92	-
Photographic	157	174	165	9	-
Information	800	882	871	11	-
Personnel	3,527	3,835	3,728	107	-
Manpower Management	605	621	603	18	-
Education and Training	2,521	2,666	2,616	50	-
Air Police	1,038	1,049	1,023	25	1
Intelligence	2,674	3,040	2,777	263	-
Special Investigations	915	902	858	44	-
Legal	1,178	1,264	1,250	14	-
Chaplain	1,134	1,120	1,112	7	1
Medical	10,440	11,557	10,756	799	2
<u>All Other - Total</u>	<u>11,317</u>	<u>4,947</u>	<u>1,601</u>	<u>3,145</u>	<u>201</u>
<u>General Officer - Total</u>	<u>673</u>	<u>644</u>	<u>644</u>	-	-
General Officer	673	427	427	-	-
Colonels with General's AFSCs	-	217	217	-	-

Downgraded at 3-Year Intervals:
Declassified After 12 Years
DOD Dir 5200.10

TABLE 128 - AUTHORIZED AND ASSIGNED USAF OFFICERS BY OCCUPATIONAL FIELD BASED ON DUTY SPECIALTY, WORLD-WIDE, SEMIANNUALLY - 31 DEC 1962 AND 30 JUN 1963 (CONTINUED)

1

OCCUPATIONAL FIELD	AUTHORIZED	ASSIGNED			
		Total	Permanent Party	Pipeline	
				Students	Patients
30 JUNE 1963 - CONTINUED					
<u>Reporting Codes - Total</u>	<u>145</u>	<u>3,688</u>	<u>504</u>	<u>3,145</u>	<u>39</u>
Pilot Trainees	-	2,335	-	2,335	-
Unclassified	-	329	276	14	39
Navigator Trainees	-	796	-	796	-
Air Attache	145	228	228	-	-
<u>Pipeline - Total</u>	<u>9,952</u>	<u>162</u>	-	-	<u>162</u>
Students	9,952	a/	a/	a/	a/
Patients	-	162	-	-	162
<u>Non-Chargeables - Total</u>	<u>547</u>	<u>453</u>	<u>453</u>	-	-

a/ Included in assigned strength by career field.

Source: Data Applications Division, Data Services Center, Comptroller of the Air Force.

Downgraded at 3-Year Intervals:
Declassified After 12 Years
DOD Dir 5200.10

TABLE 129 - AUTHORIZED AND ASSIGNED PERMANENT PARTY AIRMEN BY CONTROL AF SPECIALTY WITHIN CAREER FIELD, BY SKILL LEVEL, WORLD-WIDE, SEMIANNUALLY - 31 DEC 1962 AND 30 JUN 1963

DATE, CATEGORY, AND CAREER FIELD	TOTAL		SKILL LEVEL STATUS									
			Unskilled (1)		Semi-Skilled (3)		Skilled (5)		Advanced (7)		Superintendent (9)	
	Author-ized	As-signed	Author-ized	As-signed	Author-ized	As-signed	Author-ized	As-signed	Author-ized	As-signed	Author-ized	As-signed
<u>31 DECEMBER 1962 - TOTAL</u>	<u>664,050</u>	<u>662,771</u>	<u>169</u>	<u>881</u>	<u>175,721</u>	<u>149,854</u>	<u>345,451</u>	<u>403,618</u>	<u>120,744</u>	<u>92,109</u>	<u>21,965</u>	<u>16,309</u>
<u>HIGHLY TECHNICAL - TOTAL</u>	<u>310,107</u>	<u>315,580</u>	<u>3</u>	<u>121</u>	<u>58,726</u>	<u>67,927</u>	<u>163,978</u>	<u>184,684</u>	<u>71,991</u>	<u>51,379</u>	<u>15,409</u>	<u>11,469</u>
First Sergeant	2,469	2,261	-	-	-	-	-	-	-	-	2,469	2,261
Intelligence	8,318	8,997	-	3	1,375	2,017	5,028	5,457	1,679	1,323	236	197
Weather	4,907	5,241	-	1	1,076	830	2,407	3,370	1,194	874	230	166
Air Traffic Control and Warning	24,235	25,707	-	16	4,874	5,219	13,437	14,966	4,787	4,690	1,137	816
Communications Operations	34,086	36,035	-	8	9,097	8,229	18,098	23,405	6,034	3,699	857	694
Communications-Electronics Systems	47,318	48,150	-	25	6,889	13,490	27,720	27,464	10,759	5,849	1,950	1,322
Missile Electronic Maintenance	8,605	9,045	-	1	1,575	3,609	5,024	5,024	2,893	1,253	528	315
Armament Systems Maintenance and Operator	15,163	15,797	-	7	2,939	3,854	6,148	8,546	5,175	2,759	901	631
Nuclear Weapons	2,808	3,220	-	1	391	608	1,527	1,952	677	494	213	165
Training Devices	2,865	2,901	-	-	299	443	1,819	1,932	664	456	83	70
Aircraft Accessory Maintenance	32,290	31,940	-	24	5,913	6,170	18,910	21,287	6,833	4,031	634	428
Aircraft Maintenance	105,650	104,558	3	22	18,127	18,657	56,517	60,112	25,700	22,003	5,303	3,764
Missile Maintenance	5,254	5,983	-	-	951	1,421	2,479	3,369	1,558	1,028	266	165
Munitions and Weapons Maintenance	12,329	12,132	-	1	3,394	2,421	6,157	7,653	2,327	1,694	451	363
Education and Training	3,810	3,613	-	12	1,826	2,116	122	147	1,711	1,226	151	112
<u>TECHNICAL - TOTAL</u>	<u>134,320</u>	<u>131,823</u>	<u>31</u>	<u>277</u>	<u>31,688</u>	<u>29,222</u>	<u>74,691</u>	<u>78,714</u>	<u>24,025</u>	<u>20,635</u>	<u>3,885</u>	<u>2,975</u>
Photomapping	4,207	4,267	1	13	560	896	3,017	2,841	585	477	44	40
Safety	685	637	-	-	21	145	173	223	464	243	27	26
Wire Maintenance	9,854	9,153	-	5	1,759	2,122	6,209	5,856	1,692	1,041	194	129
Intricate Equipment Maintenance	1,830	1,985	1	2	389	243	1,086	1,447	333	272	21	21
Metal Working	7,694	7,875	-	14	1,882	1,330	4,561	5,384	1,048	1,019	203	128
Procurement	1,336	1,214	-	-	212	206	645	593	414	366	65	49
Accounting and Finance, and Auditing	7,103	6,815	3	5	1,683	935	3,601	4,351	1,536	1,303	280	221
Statistical, Analysis Data Processing and Programming	8,371	8,308	-	10	2,017	2,450	4,152	4,144	1,854	1,435	348	269
Administrative	46,056	44,971	23	173	11,498	11,560	27,574	26,869	6,005	5,614	956	755
Information	1,571	1,520	-	5	361	549	607	549	553	382	50	35
Personnel	17,605	17,369	3	20	2,738	3,367	9,259	8,839	4,609	4,389	996	754
Special Investigations	836	717	-	-	261	294	-	-	527	402	48	21
Medical	20,998	20,789	-	23	6,271	3,775	10,684	13,699	3,506	2,851	537	441
Aircrew Protection	3,032	2,949	-	4	1,133	666	1,370	1,775	470	463	59	41
Dental	3,142	3,254	-	3	903	684	1,753	2,144	429	378	57	45

DOWNGRADED AT 3 YEAR INTERVALS;
DECLASSIFIED AFTER 12 YEARS.
DOD DIR. 5200.10

TABLE 129 - AUTHORIZED AND ASSIGNED PERMANENT PARTY AIRMEN BY CONTROL AF SPECIALTY WITHIN CAREER FIELD, BY SKILL LEVEL, WORLD-WIDE, SEMIANNUALLY - 31 DEC 1962 AND 30 JUN 1963 (CONTINUED)

DATE, CATEGORY, AND CAREER FIELD	TOTAL		SKILL LEVEL STATUS									
			Unskilled (1)		Semi-Skilled (3)		Skilled (5)		Advanced (7)		Superintendent (9)	
	Author-ized	As-signed	Author-ized	As-signed	Author-ized	As-signed	Author-ized	As-signed	Author-ized	As-signed	Author-ized	As-signed
SEMI-TECHNICAL - TOTAL	219,623	215,368	135	483	85,307	52,705	106,782	140,220	24,728	20,095	2,671	1,865
Photographic	3,444	3,397	-	16	1,177	688	1,680	2,164	544	499	43	30
Motor Vehicle Maintenance	9,776	10,141	3	14	3,057	1,835	5,458	7,328	1,084	842	174	122
Facilities	15,185	15,462	-	15	4,136	4,856	8,918	9,298	2,014	1,238	117	55
Construction	14,129	13,512	9	77	6,580	5,178	6,315	7,321	1,056	797	169	139
Utilities	7,418	7,290	4	18	3,210	2,673	3,317	4,068	784	457	103	74
Fire Protection	10,972	10,745	2	12	4,444	2,314	5,693	7,715	743	651	90	53
Fabric, Leather, and Rubber	2,697	2,704	-	3	762	395	1,602	2,032	317	265	16	9
Marine	270	260	-	-	29	33	167	148	72	76	2	3
Transportation	25,773	25,589	10	95	10,464	7,666	12,878	15,884	2,194	1,774	227	170
Food Service	18,897	17,845	16	35	7,334	3,001	9,325	12,761	1,990	1,908	232	140
Supply	61,739	61,675	24	102	19,723	10,984	30,514	41,190	10,270	8,546	1,208	853
Printing	1,320	1,316	-	12	334	336	806	790	166	169	14	9
Special Services	2,710	2,690	5	35	978	646	1,324	1,660	384	338	19	11
Band	1,728	1,681	-	-	721	581	696	827	287	254	24	19
Air Police	43,565	41,061	62	49	22,358	11,519	18,089	27,034	2,823	2,281	233	178
30 JUNE 1963 - TOTAL	660,606	674,812	148	681	170,785	142,355	346,386	422,031	121,204	91,416	22,083	18,329
HIGHLY TECHNICAL - TOTAL	308,393	321,476	7	65	55,769	62,578	165,282	195,456	72,059	50,646	15,276	12,731
First Sergeant	2,428	2,187	-	-	-	-	-	-	-	-	2,428	2,187
Intelligence	8,499	9,082	-	-	1,427	2,092	5,126	5,445	1,704	1,327	242	218
Weather	4,889	5,307	-	-	1,048	859	2,391	3,416	1,217	828	233	204
Air Traffic Control and Warning	24,837	26,271	-	18	4,769	5,488	13,004	15,302	5,961	4,545	1,103	918
Communications Operations	31,757	34,159	3	5	7,720	6,303	18,827	23,882	4,365	3,242	842	727
Communications-Electronics Systems	50,039	53,927	-	8	6,995	13,565	29,220	32,423	11,788	6,259	2,036	1,672
Missile Electronic Maintenance	8,862	9,379	-	-	1,594	1,808	3,803	5,719	2,898	1,436	567	416
Armament Systems Maintenance and Operator	14,825	16,073	-	3	2,951	3,699	5,907	8,752	5,106	2,871	861	748
Nuclear Weapons	2,925	3,120	-	-	403	229	1,545	2,213	681	523	196	155
Training Devices	2,977	3,031	-	1	288	559	1,894	1,936	704	462	91	73
Aircraft Accessory Maintenance	32,077	33,093	-	11	5,780	6,087	19,044	22,410	6,623	4,128	630	457
Aircraft Maintenance	102,760	103,915	3	9	16,996	16,602	55,305	62,048	25,287	20,992	5,169	4,264
Missile Maintenance	5,319	6,071	-	-	925	986	2,531	3,817	1,565	1,094	298	174
Munitions and Weapons Maintenance	12,282	12,142	1	2	3,050	2,127	6,436	7,932	2,366	1,696	429	385
Education and Training	3,917	3,719	-	8	1,823	2,174	149	161	1,794	1,243	151	133

Downgraded at 3-Year Intervals:
Declassified After 12 Years
DOD Dir 5200.10

TABLE 129 - AUTHORIZED AND ASSIGNED PERMANENT PARTY AIRMEN BY CONTROL AF SPECIALTY WITHIN CAREER FIELD, BY SKILL LEVEL, WORLD-WIDE, SEMIANNUALLY - 31 DEC 1962 AND 30 JUN 1963 (CONTINUED)

DATE, CATEGORY, AND CAREER FIELD	TOTAL		SKILL LEVEL STATUS									
	Author- ized	As- signed	Unskilled (1)		Semi-Skilled (3)		Skilled (5)		Advanced (7)		Superintendent (9)	
			Author- ized	As- signed	Author- ized	As- signed	Author- ized	As- signed	Author- ized	As- signed	Author- ized	As- signed
TECHNICAL - TOTAL	133,921	135,618	23	221	30,852	29,428	74,600	81,733	24,426	20,848	4,020	3,388
Photomapping	4,284	4,297	1	11	547	823	3,063	2,924	630	500	43	39
Safety	676	670	-	-	15	122	180	272	457	249	24	27
Wire Maintenance	9,037	9,257	-	7	1,648	2,033	5,673	6,039	1,510	1,018	206	160
Intricate Equipment Maintenance	1,819	1,976	-	-	374	229	1,076	1,452	346	274	23	21
Metal Working	7,622	7,882	-	3	1,793	1,249	4,583	5,450	1,044	1,012	202	168
Procurement	1,361	1,238	-	-	225	207	630	609	433	365	73	57
Accounting and Finance, and Auditing	7,118	7,004	3	5	1,616	1,173	3,610	4,316	1,605	1,263	284	247
Statistical, Analysis Data Processing, and Programming	8,821	8,433	-	12	2,213	2,469	4,218	4,200	2,024	1,456	366	296
Administrative	46,060	47,316	16	145	10,901	11,642	28,074	28,846	6,073	5,847	996	836
Information	1,581	1,521	-	5	381	554	599	561	551	356	50	45
Personnel	17,396	17,508	3	14	2,689	3,405	9,026	8,866	4,638	4,352	1,040	871
Special Investigations	996	943	-	-	288	431	-	-	642	473	66	39
Medical	20,943	21,294	-	16	6,114	3,786	10,741	14,159	3,560	2,857	528	476
Aircrew Protection	3,070	3,053	-	2	1,164	706	1,356	1,850	486	440	64	55
Dental	3,137	3,226	-	1	884	599	1,771	2,189	427	386	55	51
SEMI-TECHNICAL - TOTAL	218,292	217,718	118	395	84,164	50,349	106,504	144,842	24,719	19,922	2,787	2,210
Photographic	3,733	3,557	1	8	1,231	876	1,836	2,137	613	497	52	39
Motor Vehicle Maintenance	9,488	9,836	3	18	2,774	1,486	5,469	7,372	1,072	820	170	140
Facilities	14,631	16,674	-	6	4,080	4,552	8,537	10,747	1,890	1,295	124	74
Construction	14,199	13,557	9	52	6,366	4,911	6,567	7,653	1,094	789	163	152
Utilities	7,285	7,333	4	18	3,122	2,366	3,245	4,396	794	473	120	80
Fire Protection	10,772	10,889	2	9	4,095	2,059	5,851	8,095	741	648	83	78
Fabric, Leather, and Rubber	2,603	2,720	-	3	710	355	1,575	2,082	304	268	14	12
Marine	192	234	-	-	15	29	118	138	57	64	2	3
Transportation	25,571	26,004	7	68	10,199	6,951	12,719	16,981	2,367	1,803	279	201
Food Services	18,924	17,811	16	46	7,458	3,492	9,232	12,267	1,974	1,827	244	179
Supply	60,714	61,893	25	86	19,003	10,151	30,338	42,351	10,110	8,299	1,238	1,006
Printing	1,338	1,366	-	17	303	332	839	831	180	173	16	13
Special Services	2,688	2,778	5	34	980	696	1,307	1,698	378	334	18	16
Band	1,721	1,673	-	-	718	514	692	887	286	250	25	22
Air Police	44,433	41,393	46	30	23,110	11,579	18,179	27,207	2,859	2,382	239	195

Source: Data Applications Division, Data Services Center, Comptroller of the Air Force.

DOWNGRADED AT 3 YEAR INTERVALS;
DECLASSIFIED AFTER 12 YEARS.
DOD DIR. 5200.10

TABLE 130 - REGULAR USAF OFFICERS SELECTED FOR PERMANENT PROMOTIONS, WORLD-WIDE -

FY 1963

(All data reflect officers selected for promotion. The actual number promoted would be somewhat less, due to deaths, resignations, retirements, etc. The date indicated is that of the selection board reports and does not necessarily reflect the date of the actual promotions. Selections, with the exception of Lieutenants, are made annually by Headquarters, USAF Selection Boards. Second Lieutenants are considered by Semiannual Review Boards for retention and for promotion three (3) to six (6) months prior to the completion of three(3) years Promotion List Service. Those favorably considered are promoted when the required service is completed.)

GRADE TO WHICH PROMOTED	OFFICERS SELECTED	GRADE TO WHICH PROMOTED	OFFICERS SELECTED	GRADE TO WHICH PROMOTED	OFFICERS SELECTED
<u>TOTAL</u>	<u>10,049</u>	<u>Lieutenant Colonel - Total</u>	<u>1,658</u>	<u>Captain - Total</u>	<u>2,530</u>
LINE - TOTAL	9,520	Line	1,525	Line	2,388
OTHER THAN LINE - TOTAL	529	Other Than Line	133	Other Than Line	142
<u>Colonel - Total</u>	<u>412</u>	<u>Major - Total</u>	<u>2,906</u>	<u>First Lieutenant - Total</u>	<u>2,543</u>
Line	373	Line	2,730	Line	2,504
Other Than Line	39	Other Than Line	176	Other Than Line	39

Source: Promotions Branch, Promotions and Separations Division, Directorate of Military Personnel.

TABLE 131 - TEMPORARY PROMOTIONS OF USAF OFFICERS TO GENERAL OFFICERS BY GRADE TO WHICH PROMOTED, WORLD-WIDE - FY 1963

(Table below indicates the number of actual promotions by quarter in which promoted for the periods covered. Temporary promotions covered both regular and nonregular officers.)

QUARTER	TOTAL	GENERAL	LIEUTENANT GENERAL	MAJOR GENERAL	BRIGADIER GENERAL
<u>TOTAL</u>	<u>71</u>	<u>5</u>	<u>6</u>	<u>21</u>	<u>39</u>
First Quarter (1 Jul 1962 through 30 Sep 1962)	30	2	4	8	16
Second Quarter	7	2	2	2	1
Third Quarter (1 Jan 1963 through 31 Mar 1963)	15	0	0	5	10
Fourth Quarter	19	1	0	6	12

Source: Promotions Branch, Promotions and Separations Division, Directorate of Military Personnel.

TABLE 132 - USAF OFFICERS SELECTED FOR TEMPORARY PROMOTIONS, WORLD-WIDE - FY 1963

(Selections made by Selection Boards do not necessarily mean actual promotions, as cancellations may be made because of normal attritions, etc. The table includes both regular and nonregular officers. The table excludes selections of Captains for promotions accomplished through other than Selection Board actions such as those selected under AFR 36-14 and AFR 36-30. Temporary promotions of Second Lieutenants to First Lieutenants are also excluded as such promotions were not accomplished by action of a Selection Board.)

GRADE TO WHICH SELECTED	OFFICERS SELECTED	GRADE TO WHICH SELECTED	OFFICERS SELECTED
<u>TOTAL</u>	<u>17,142</u>	<u>Major - Total</u>	<u>4,601</u>
LINE - TOTAL	16,024	Line	4,309
OTHER THAN LINE - TOTAL	1,118	Other Than Line	292
<u>Colonel - Total</u>	<u>646</u>	<u>Captain - Total</u>	<u>8,900</u>
Line	506	Line	8,267
Other Than Line	40	Other Than Line	633
<u>Lieutenant Colonel - Total</u>	<u>2,995</u>		
Line	2,842		
Other Than Line	153		

Source: Promotions Branch, Promotions and Separations Division, Directorate of Military Personnel.

270
 TABLE 133 -- PROMOTIONS OF TOP SIX GRADE AIRMEN BY FISCAL YEAR -- FY 1960 THROUGH FY 1963

(Table below is a new table)

GRADE TO WHICH PROMOTED	FISCAL YEAR			
	1960	1961	1962	1963
Chief Master Sergeant (E-9)	1,620	2,001	1,913	1,681
Senior Master Sergeant (E-8)	4,132	4,504	4,293	3,107
Master Sergeant (E-7)	1,912	3,374	4,564	7,435
Technical Sergeant (E-6)	3,184	4,911	6,083	11,278
Staff Sergeant (E-5)	10,693	11,561	15,007	19,361
Airman First Class (E-4)	40,690	51,285	56,632	53,212

Source: Career Development Division, Directorate of Personnel Planning.

TABLE 134 - STATUS CHANGES OF USAF MILITARY PERSONNEL BY TYPE OF STATUS CHANGE, WORLD-WIDE-
FY 1963

(Status Change is the loss and immediate gain of the same individual and does not affect the strength of the Air Force.)

TYPE OF STATUS CHANGE	TOTAL	COMMISSIONED OFFICERS			WARRANT OFFICERS		AIRMEN	
		Male	WAF	AFN/MS	Male	WAF	Male	WAF
<u>TOTAL</u>	<u>131,214</u>	<u>2,101</u>	<u>14</u>	<u>52</u>	-	-	<u>128,629</u>	<u>418</u>
<u>Immediate Reenlistment - Total</u>	<u>68,053</u>	-	-	-	-	-	<u>67,821</u>	<u>232</u>
Regular, AFRes or ANG Airmen Separated Upon Expiration Term of Service and Immediately Reenlisted in Regular Air Force	64,158	-	-	-	-	-	63,944	214
Regular, AFRes or ANG Airmen Separated Prior to Expir- ation Term of Service and Immediately Reenlisted in Regular Air Force	3,876	-	-	-	-	-	3,858	18
Regular Air Force Resignee Immediately Reenlisted in Regular Air Force	19	-	-	-	-	-	19	-
<u>Term of Enlistment Extended - Total</u>	<u>60,994</u>	-	-	-	-	-	<u>60,808</u>	<u>186</u>
<u>Retired and Immediately Ordered to Extended Active Duty Total</u>	<u>1</u>	<u>1</u>	-	-	-	-	-	-
<u>Air National Guard Officer on Extended Active Duty Appointed in Air Force Reserve - Total</u>	<u>32</u>	<u>32</u>	-	-	-	-	-	-
<u>Non-Regular Officers on Extended Active Duty Integrated Into Regular Air Force - Total</u>	<u>2,133</u>	<u>2,067</u>	<u>14</u>	<u>52</u>	-	-	-	-
<u>Correction on Previously Reported Accession Status Change Total</u>	<u>1</u>	<u>1</u>	-	-	-	-	-	-

Source: Data Applications Division, Data Services Center, Comptroller of the Air Force.

TABLE 135 — GAINS AND LOSSES OF USAF MILITARY PERSONNEL BY TYPE OF GAIN OR LOSS,
WORLD-WIDE — FY 1963

TYPE OF GAIN OR LOSS	TOTAL	COMMISSIONED OFFICERS			WARRANT OFFICERS		AIRMEN	
		MALE	WAF	AFN/MS	MALE	WAF	MALE	WAF
GAINS								
<u>TOTAL</u>	<u>134,256</u>	<u>14,678</u>	<u>122</u>	<u>684</u>	<u>127</u>	<u>-</u>	<u>116,660</u>	<u>2,085</u>
To Extended Active Duty (EAD) from Air Force Reserves (Airman)	12,036	-	-	-	-	-	12,036	-
To Extended Active Duty (EAD) from Air National Guard (Airman)	6	-	-	-	-	-	6	-
To EAD from AFRes (Officer - Initial Tour)	5,715	5,088	4	623	-	-	-	-
To EAD from AFRes (Officer - Second or Subsequent Tour)	2,625	2,582	1	32	10	-	-	-
To EAD from ANG (Officer - Initial Tour)	23	23	-	-	-	-	-	-
To EAD from ANG (Officer - Second or Subsequent Tour)	91	90	-	-	1	-	-	-
To EAD from Retired Status	26	2	-	1	-	-	23	-
Commissioned in Regular Air Force	8	8	-	-	-	-	-	-
Commissioned in Regular Air Force from US Military Academy (USMA), US Naval Academy (USNA), or US Air Force Academy (USAFA)	592	592	-	-	-	-	-	-
To EAD from AFRes for One Year to Attend US Air Force Preparatory School	110	-	-	-	-	-	110	-
No Prior Service a/	94,021	-	-	-	-	-	92,086	1,935
Prior Active Military Service	3,980	-	-	-	-	-	3,960	20
Former Commissioned Officer or Warrant Officer	286	-	-	-	-	-	284	2
Enlistments for Aviation Cadet b/.	325	-	-	-	-	-	325	-
For Officer Candidate School (OCS) or Officer Training School (OTS)	6,266	-	-	-	-	-	6,143	123
Appointed Warrant Officer or Commissioned Officer from Airman Status (Initial Tour in Commissioned Status)	105	104	1	-	-	-	-	-
Commissioned Officer from Enlisted Status (Second or Subsequent Tour in Commissioned Status)	3	3	-	-	-	-	-	-
Appointed Warrant Officer from Officer Status or Commissioned Officer from Warrant Officer Status	1	1	-	-	-	-	-	-
Commissioned Officer from Officer Candidate School (OCS)	260	242	18	-	-	-	-	-
Commissioned Officer from Aviation Cadet or Aviation Student	383	383	-	-	-	-	-	-
Transferred from Department of Army or Navy	10	10	-	-	-	-	-	-
Commissioned Officer from Airmen Education Commissioning Program	-	-	-	-	-	-	-	-
Commissioned Officer from Officer Training School (OTS)	5,251	5,154	97	-	-	-	-	-
Returned from Desertion	385	2	-	-	-	-	381	2
Returned from Prisoner	149	-	-	-	-	-	149	-
Returned from Missing or Prisoner of War	3	-	-	-	-	-	3	-
Returned from Conviction by Civil Court	-	-	-	-	-	-	-	-
Correction - Deletion of Previously Reported as Dropped from Rolls	22	5	-	-	-	-	17	-
Correction of Previously Reported Separation	1,547	389	1	28	16	-	1,137	3
LOSSES								
<u>TOTAL</u>	<u>144,725</u>	<u>15,187</u>	<u>85</u>	<u>707</u>	<u>543</u>	<u>1</u>	<u>126,134</u>	<u>2,068</u>
Contract Termination	2,441	2,291	7	142	1	-	-	-
Obligation Termination	560	527	5	27	1	-	-	-
Career Reserve	458	416	4	38	-	-	-	-
Regular Airmen upon Expiration Term of Service (ETS)	23,521	-	-	-	-	-	23,324	197
AFRes or ANG upon ETS	359	-	-	-	-	-	359	-
To Accept Appointment as Warrant Officer	25	16	-	-	-	-	9	-
Officer or Warrant Officer to Enlist	2	2	-	-	-	-	-	-
National Health, Safety, or Interest	25	1	-	-	-	-	24	-
To Accept Public Office	-	-	-	-	-	-	-	-
To Non-Affiliated Reserve Section (NARS) Pending Appointment in Air National Guard	17	-	-	-	-	-	17	-

TABLE 135 - GAINS AND LOSSES OF USAF MILITARY PERSONNEL BY TYPE OF GAIN OR LOSS,
WORLD-WIDE - FY 1963 (CONTINUED)

TYPE OF GAIN OR LOSS	TOTAL	COMMISSIONED OFFICERS			WARRANT OFFICERS		AIRMEN	
		MALE	WAF	AFN/MS	MALE	WAF	MALE	WAF
LOSSES (Continued)								
To Accept Commission as Officer (Other than Officer Candidate School or Aviation Cadet)	55	-	-	-	-	-	51	4
To Accept Commission as Officer from OCS or OTS	5,585	-	-	-	-	-	5,470	115
To Accept Commission as Officer from Aviation Cadet	393	-	-	-	-	-	393	-
To Attend United States Air Force Academy (USAFA) or United States Military Academy (USMA) or United States Naval Academy (USNA)	43	-	-	-	-	-	43	-
Airman with Less Than 90 Days Retainability Assigned to a Reassigned Unit	-	-	-	-	-	-	-	-
Aviation Cadet and OCS Eliminees Who Have Completed Active Duty Commitment	476	-	-	-	-	-	460	16
To Attend School Other Than Medical School c/.	1,571	98	-	4	-	-	1,451	18
Returned from Overseas with Less Than Minimum Retainability	11,421	272	1	16	-	-	11,111	21
Undue Hardship	43	39	-	4	-	-	-	-
Release or Discharge Because of Age	4	4	-	-	-	-	-	-
Miscellaneous Reason - AFR 36-12 and AFR 35-30	157	151	-	6	-	-	-	-
Reserve Officer Declining to Serve in Lower Grade	9	9	-	-	-	-	-	-
Erroneous Enlistment - Separation by USAF Directive	19	-	-	-	-	-	19	-
Mass Release - Separation by USAF Directive	10	-	-	-	-	-	10	-
Individual Release - Separation by USAF Directive	5,446	-	-	-	-	-	5,263	183
Involuntary Separation - Separation by USAF Directive	7,158	-	-	-	-	-	7,056	102
Conscientious Objector - Separation by USAF Directive	27	-	-	-	-	-	27	-
Insufficient Retainability for Permanent Change of Station	772	-	-	-	-	-	768	4
Early Release of AB and A/3C with ETS 1962	-	-	-	-	-	-	-	-
Termination of Indefinite Enlistments	-	-	-	-	-	-	-	-
Officer and Airmen Early Release for Christmas	1,504	26	-	11	-	-	1,452	15
Excessive Number of Reserve Officers in any Grade	-	-	-	-	-	-	-	-
Involuntary Elimination - Transferred to Retired Reserve Section - Length of Service and Excessive Number of Officers in any Grade	2	2	-	-	-	-	-	-
Release upon Disapproval of Request for Extension of Active Duty Tour	10	9	-	1	-	-	-	-
Involuntary Release of Reserve Officers and Warrant Officers (30 Years) Eligible for Retirement	383	379	2	1	1	-	-	-
Release of "Project Buildup" ANG Personnel (Off & Amn)	19,573	2,284	-	51	80	-	17,158	-
Release of "Project Buildup" AFRes Personnel (Off&Amn)	18,264	2,438	-	6	10	-	15,805	5
Resignation - Unconditional - Completion of Required Service (Includes Medics)	647	623	5	13	3	-	3	-
Resignation - Regular Officer - Twice Passed Over for Promotion - To Enlist in Regular AF	5	5	-	-	-	-	-	-
Resignation - Hardship	32	29	-	2	1	-	-	-
Resignation - National Health, Safety, or Interest	2	2	-	-	-	-	-	-
Resignation - In Lieu of Demotion by Reason of Conduct or Inefficiency	-	-	-	-	-	-	-	-
Resignation - In Lieu of Elimination for Security Reasons	-	-	-	-	-	-	-	-
Resignation - In Lieu of Elimination or Release by Reason of Conduct or Inefficiency	47	42	-	5	-	-	-	-
Resignation - For Good of Service - Homosexual	36	30	3	3	-	-	-	-
Resignation - For Good of Service in Lieu of Trial by Court Martial	48	45	-	3	-	-	-	-
Resignation - For Good of Service - Under Suspended Sentence of Separation	-	-	-	-	-	-	-	-
Resignation - Chaplains - Withdrawal of Ecclesiastical Indorsement	-	-	-	-	-	-	-	-
Retirement - Release from EAD - Revert to Retired List	84	46	-	1	4	-	33	-
Retirement - Voluntary - By Years of Service	15,783	3,652	16	38	337	-	11,712	28
Retirement - Involuntary Retirement	270	220	4	16	30	-	-	-

TABLE 135 - GAINS AND LOSSES OF USAF MILITARY PERSONNEL BY TYPE OF GAIN OR LOSS,
WORLD-WIDE - FY 1963 (CONTINUED)

TYPE OF GAIN OR LOSS	TOTAL	COMMISSIONED OFFICERS			WARRANT OFFICERS		AIRMEN	
		MALE	WAF	AFN/MS	MALE	WAF	MALE	WAF
LOSSES (Continued)								
Retirement - Age 60 - Placement on USAF Retired List . . .	26	25	1	-	-	-	-	-
Retirement - Disability - Placed on Temporary Disability Retired List	1,214	150	1	12	9	1	1,035	6
Retirement - Disability - Permanently Retired	1,849	401	8	17	43	-	1,368	12
Retirement - Disability - Retired In Lieu of Discharge with Entitlement to Receive Severance Pay	9	3	-	-	-	-	6	-
Attrition - Failure of Selection for Promotion (Regular and Reserve Officers and W/O and Twice Deferred Second Lieutenants)	38	34	1	1	2	-	-	-
Release of Regular Officer Under Dismissal	2	2	-	-	-	-	-	-
Failure of Selection for Promotion - Involuntary Elimination and Transfer to Retired Reserve Section	49	47	-	2	-	-	-	-
Revocation of Appointment - Regular Officer Who Accepts Non-Compatible Public Office	-	-	-	-	-	-	-	-
Removal from Active List - Failure to Accept Regular Appointment Confirmed by Senate	-	-	-	-	-	-	-	-
Marriage	501	-	10	49	-	-	-	442
Pregnancy	835	-	13	179	-	-	-	643
Minor Children	15	-	1	5	-	-	-	9
Disloyal or Subversive - In Lieu of Elimination or Board Action	1	1	-	-	-	-	-	-
Physical Disability - Entitled to Severance Pay	825	57	1	8	1	-	754	4
Physical Disability - Not Entitled to Severance Pay	2,803	46	-	12	1	-	2,692	52
Discharge - Physical Disability - Intentional Misconduct or Willful Neglect - No Severance Pay	13	-	-	-	-	-	13	-
Release of Officer Recommended for Elimination - Unfitness, Conduct or Inefficiency	3	3	-	-	-	-	-	-
Discharge - Minority	8	-	-	-	-	-	8	-
Discharge - Dependency or Hardship	3,377	-	-	-	-	-	3,356	21
Discharge - Homosexual - (Officer) - Result of Board Action	963	-	-	-	-	-	940	23
Discharge - Fraudulent Enlistment	283	-	-	-	-	-	282	1
Absentee or Deserter - Trial Barred by UCMJ or Waived	5	-	-	-	-	-	5	-
Conviction by Civil Court	455	-	-	-	-	-	455	-
Dishonorable or Bad Conduct Discharge (Desertion)	37	-	-	-	-	-	37	-
Dismissal from the Service - General Court Martial (Officer) Dishonorable or Bad Conduct Discharge (Other than Desertion) (Airmen)	352	4	-	-	1	-	347	-
Inaptitude or Unsuitability	7,145	-	-	-	-	-	7,024	121
Unfitness (Character)	3,723	-	-	-	-	-	3,709	14
Deaths	1,369	340	1	9	13	-	998	8
Application for Honorable Discharge - Result of Board Action - Unfitness, Conduct or Inefficiency (Regular Officer)	58	56	-	2	-	-	-	-
Voidance of Enlistment of Minors (Airmen) Unknown (Officers)	244	183	1	12	4	-	44	-
Elimination for Length of Service (Reserve Officer)	-	-	-	-	-	-	-	-
Dropped from Rolls As Absentee or Deserter	482	3	-	-	-	-	478	1
As Prisoner (Other Than Prisoner of War)	246	3	-	-	-	-	243	-
As Missing or Prisoner of War	25	16	-	-	-	-	9	-
Conviction by Civil Court	2	2	-	-	-	-	-	-
Correction of Previously Reported as Gained from Dropped from Unit Rolls	2	-	-	-	-	-	2	-
Correction of Previously Reported Accessions	479	153	-	11	1	-	311	3

a/ Includes 3 Inductees (Unclassified USAF Component).

b/ Gained to AC direct from Civil Life.

c/ Includes 2 Male Airmen who were scheduled "To Attend Medical or Dental School" during FY 63.

Source: Data Applications Division, Data Services Center, Comptroller of the Air Force.

TABLE 136 - GAINS AND LOSSES OF USAF OFFICERS BY GRADE, WORLD-WIDE, BY QUARTER - FY 1963

DATE OF GAIN OR LOSS	TOTAL	GENERAL	COLONEL	LIEUTENANT COLONEL	MAJOR	CAPTAIN	FIRST LIEUTENANT	SECOND LIEUTENANT	WARRANT OFFICER
GAINS									
<u>TOTAL</u>	<u>15,511</u>	<u>3</u>	<u>47</u>	<u>104</u>	<u>564</u>	<u>2,844</u>	<u>1,294</u>	<u>10,628</u>	<u>27</u>
First Quarter. . .	5,193	-	3	2	17	1,005	463	3,700	3
Second Quarter. . .	4,930	3	38	96	522	1,497	540	2,221	13
Third Quarter. . .	2,935	-	3	1	18	255	219	2,436	3
Fourth Quarter. . .	2,453	-	3	5	7	87	72	2,271	8
LOSSES									
<u>TOTAL</u>	<u>16,523</u>	<u>46</u>	<u>429</u>	<u>1,443</u>	<u>3,438</u>	<u>6,128</u>	<u>4,038</u>	<u>457</u>	<u>544</u>
First Quarter. . .	6,730	17	140	458	1,075	2,648	1,944	239	209
Second Quarter. . .	4,620	11	114	426	963	1,756	1,100	87	163
Third Quarter. . .	2,012	9	67	258	455	628	440	73	82
Fourth Quarter. . .	3,161	9	108	301	945	1,096	554	58	90

Source: Data Applications Division, Data Services Center, Comptroller of the Air Force.

TABLE 137 - GAINS AND LOSSES OF AIRMEN BY GRADE, WORLD-WIDE, BY QUARTER - FY 1963

DATE OF GAIN OR LOSS	TOTAL	CHIEF MASTER SERGEANT	SENIOR MASTER SERGEANT	MASTER SERGEANT	TECH-NICAL SERGEANT	STAFF SER-GEANT	AIRMAN FIRST CLASS	AIRMAN SECOND CLASS	AIRMAN THIRD CLASS	AIRMAN BASIC	AVI-ATION CADET
GAINS											
<u>TOTAL</u>	<u>118,745</u>	<u>52</u>	<u>140</u>	<u>716</u>	<u>978</u>	<u>4,846</u>	<u>3,135</u>	<u>6,664</u>	<u>4,294</u>	<u>97,595</u>	<u>325</u>
First Quarter. . .	34,238	3	2	13	56	1,646	425	641	559	30,852	41
Second Quarter. . .	35,339	44	126	645	753	2,786	2,159	4,372	2,572	21,832	48
Third Quarter. . .	27,522	4	5	42	121	301	390	1,036	690	24,786	147
Fourth Quarter. . .	21,646	1	5	16	48	113	161	615	473	20,125	89
LOSSES											
<u>TOTAL</u>	<u>128,202</u>	<u>884</u>	<u>1,735</u>	<u>7,197</u>	<u>6,262</u>	<u>20,125</u>	<u>31,233</u>	<u>33,935</u>	<u>12,650</u>	<u>13,789</u>	<u>392</u>
First Quarter. . .	46,921	365	757	3,103	2,577	7,731	9,968	14,151	4,189	3,927	153
Second Quarter. . .	39,598	244	459	1,945	1,781	5,911	10,017	11,188	4,311	3,607	135
Third Quarter. . .	19,015	155	309	1,139	924	3,521	4,395	3,598	1,803	3,117	54
Fourth Quarter. . .	22,668	120	210	1,010	980	2,962	6,853	4,998	2,347	3,138	50

Source: Data Applications Division, Data Services Center, Comptroller of the Air Force.

TABLE 138 - LOSSES OF USAF OFFICERS BY FLYING STATUS, BY AERONAUTICAL STATUS, BY AGE GROUP, WORLD-WIDE - FY 1963

(The data exclude all medical personnel except Flight Surgeons.)

AERONAUTICAL STATUS AND DATE	TOTAL	AGE GROUP										
		23 and Younger	24 Thru 26	27 Thru 29	30 Thru 32	33 Thru 35	36 Thru 38	39 Thru 41	42 Thru 44	45 Thru 47	48 Thru 50	51 and Older
TOTAL	9,481	118	1,840	1,231	386	176	326	1,582	1,761	1,052	420	589
Pilots - Total	3,417	13	96	463	171	87	195	921	909	437	66	59
On Flying Status	2,605	12	86	438	151	78	142	649	661	297	51	40
Not on Flying Status	812	1	10	25	20	9	53	272	248	140	15	19
Observers - Total	232	-	1	1	7	2	12	62	78	43	16	10
On Flying Status	45	-	-	-	4	-	2	13	15	8	1	2
Not on Flying Status	187	-	1	1	3	2	10	49	63	35	15	8
Navigators - Total	883	29	78	153	60	17	35	188	168	135	13	7
On Flying Status	667	17	60	135	46	11	30	138	126	90	10	4
Not on Flying Status	216	12	18	18	14	6	5	50	42	45	3	3
Flight Surgeons - Total	-	-	-	-	-	-	-	-	-	-	-	-
On Flying Status	-	-	-	-	-	-	-	-	-	-	-	-
Not on Flying Status	-	-	-	-	-	-	-	-	-	-	-	-
Non-Rated - Total	4,949	76	1,665	614	148	70	84	411	606	437	325	513
On Flying Status	-	-	-	-	-	-	-	-	-	-	-	-
Not on Flying Status	4,949	76	1,665	614	148	70	84	411	606	437	325	513

Source: Data Applications Division, Data Services Center, Comptroller of the Air Force.

TABLE 139 - ENLISTMENTS AND REENLISTMENTS BY GRADE, BY SEX, WORLD-WIDE - FY 1963

TYPE OF ENLISTMENT OR REENLISTMENT BY DATE	TOTAL	CHIEF MASTER SER-GEANT	SENIOR MASTER SER-GEANT	MAS-TER SER-GEANT	TECH-NICAL SER-GEANT	STAFF SER-GEANT	AIRMAN FIRST CLASS	AIR-MAN SECOND CLASS	AIR-MAN THIRD CLASS	AIRMAN BASIC
<u>TOTAL</u>	172,931	653	1,481	4,342	10,593	28,051	22,334	6,060	2,219	97,198
MALE - TOTAL	170,619	653	1,478	4,329	10,571	27,939	22,248	6,017	2,208	95,176
FEMALE - TOTAL	2,312	-	3	13	22	112	86	43	11	2,022
<u>No Prior Service Enlistment - Total</u>	94,021	-	-	-	-	-	-	-	1,207	92,814
Male	92,086	-	-	-	-	-	-	-	1,203	90,883
Female	1,935	-	-	-	-	-	-	-	4	1,931
<u>Enlistment for Officer Candidate School, Aviation Cadet or Officer Training School - Total</u>	6,591	-	-	-	-	1,862	-	7	350	a/4,372
Male	6,468	-	-	-	-	1,830	-	7	350	4,281
Female	123	-	-	-	-	32	-	-	-	91
<u>Prior Service Enlistment - Total</u>	4,266	-	2	29	146	361	798	2,403	520	7
Male	4,244	-	2	29	146	361	796	2,387	516	7
Female	22	-	-	-	-	-	2	16	4	-
<u>Immediate Reenlistment - Total</u>	68,053	653	1,479	4,313	10,447	25,828	21,536	3,650	142	5
Male	67,821	653	1,476	4,300	10,425	25,748	21,452	3,623	139	5
Female	232	-	3	13	22	80	84	27	3	-

a/ Includes 325 Enlistments for Aviation Cadets.

Source: Data Applications Division, Data Services Center, Comptroller of the Air Force.

TABLE 140 - ENLISTMENTS AND REENLISTMENTS BY TERM OF ENLISTMENT, BY SEX, WORLD-WIDE - FY 1963

TYPE OF ENLISTMENT OR REENLISTMENT BY DATE	TOTAL	2 YEARS	3 YEARS	4 YEARS	5 YEARS	6 YEARS
<u>TOTAL</u>	172,931	6,592	7,834	149,338	5,075	4,092
MALE - TOTAL	170,619	6,469	7,805	147,182	5,073	4,090
FEMALE - TOTAL	2,312	123	29	2,156	2	2
<u>No Prior Service Enlistment - Total</u>	94,021	1	-	94,020	-	-
Male	92,086	1	-	92,085	-	-
Female	1,935	-	-	1,935	-	-
<u>Enlistment for Officer Candidate School, Aviation Cadet or Officer Training School - Total</u>	6,591	a/6,591	-	-	-	-
Male	6,468	6,468	-	-	-	-
Female	123	123	-	-	-	-
<u>Prior Service Enlistment - Total</u>	4,266	-	59	4,049	110	48
Male	4,244	-	59	4,028	110	47
Female	22	-	-	21	-	1
<u>Immediate Reenlistment - Total</u>	68,053	-	7,775	51,269	4,965	4,044
Male	67,821	-	7,746	51,069	4,963	4,043
Female	232	-	29	200	2	1

a/ Includes 325 Enlistments for Aviation Cadets.

Source: Data Applications Division, Data Services Center, Comptroller of the Air Force.

TABLE 141 - ENLISTMENTS BY EDUCATIONAL LEVEL, WORLD-WIDE, BY QUARTER - FY 1963

DATE AND TYPE OF ENLISTMENT	EDUCATIONAL LEVEL												
	TOTAL			Non-High School or Non-Graduate		High School Graduate		Less Than 2 Years College		More Than 2 Years College No Degree		One or More Degrees	
	Total	Male	Fe-Male	Male	Fe-Male	Male	Fe-Male	Male	Fe-Male	Male	Fe-Male	Male	Fe-Male
<u>TOTAL a/</u>	<u>104,878</u>	<u>102,798</u>	<u>2,080</u>	<u>19,045</u>	<u>2</u>	<u>65,569</u>	<u>1,750</u>	<u>6,791</u>	<u>124</u>	<u>4,565</u>	<u>75</u>	<u>6,828</u>	<u>129</u>
<u>No Prior Service Enlistment - Total</u>	<u>94,021</u>	<u>92,086</u>	<u>1,935</u>	<u>18,643</u>	<u>2</u>	<u>62,348</u>	<u>1,730</u>	<u>6,497</u>	<u>123</u>	<u>4,010</u>	<u>75</u>	<u>588</u>	<u>5</u>
First Quarter (1 Jul 1962 through 30 Sep 1962)	31,026	30,500	526	4,386	1	22,854	472	1,935	33	1,116	17	209	3
Second Quarter (1 Oct 1962 through 31 Dec 1962)	19,789	19,389	400	4,362	-	12,582	366	1,397	23	885	11	163	-
Third Quarter (1 Jan 1963 through 31 Mar 1963)	24,072	23,553	519	6,037	-	14,081	456	2,051	39	1,258	23	126	1
Fourth Quarter (1 Apr 1963 through 30 Jun 1963)	19,134	18,644	490	3,858	1	12,831	436	1,114	28	751	24	90	1
<u>Prior Service Enlistment - Total</u>	<u>4,266</u>	<u>4,244</u>	<u>22</u>	<u>402</u>	<u>-</u>	<u>3,218</u>	<u>20</u>	<u>287</u>	<u>1</u>	<u>249</u>	<u>-</u>	<u>88</u>	<u>1</u>
First Quarter	1,232	1,223	9	113	-	856	8	91	-	111	-	52	1
Second Quarter	880	878	2	76	-	689	2	63	-	35	-	15	-
Third Quarter	1,425	1,417	8	142	-	1,112	8	85	-	66	-	12	-
Fourth Quarter	729	726	3	71	-	561	2	48	1	37	-	9	-
<u>Enlistment for Officer Candidate School, Aviation Cadet, or Officer Training School - Total</u>	<u>6,591</u>	<u>6,468</u>	<u>123</u>	<u>-</u>	<u>-</u>	<u>3</u>	<u>-</u>	<u>7</u>	<u>-</u>	<u>306</u>	<u>-</u>	<u>6,152</u>	<u>123</u>
First Quarter	1,557	1,529	28	-	-	1	-	1	-	35	-	1,492	28
Second Quarter	2,406	2,361	45	-	-	-	-	4	-	41	-	2,316	45
Third Quarter	1,229	1,201	28	-	-	1	-	1	-	143	-	1,056	28
Fourth Quarter	1,399	1,377	22	-	-	1	-	1	-	87	-	1,286	22

a/ Includes 3 Inductees (Unspecified USAF Component)

Source: Data Applications Division, Data Services Center, Comptroller of the Air Force.

TABLE 142 - NON-PRIOR SERVICE ENLISTMENTS BY ARMED FORCES QUALIFICATION TEST (AFQT) MENTAL GROUP, BY QUARTER - FY 1963

(AFQT Mental Group indicates the group to which an airman belongs as determined by the score he has made on the Armed Forces Qualification Test (AFQT). The table excludes inductees.)

DATE OF ENLISTMENT and ENLISTMENT BY SEX	TOTAL		PERSONNEL BY MENTAL GROUP							
			Group 1 (93 Through 100)		Group 2 (65 Through 92)		Group 3 (31 Through 64)		Group 4 (10 Through 30)	
	Number	Per Cent	Number	Per Cent	Number	Per Cent	Number	Per Cent	Number	Per Cent
<u>TOTAL</u>	<u>94,018</u>	<u>100.0</u>	<u>7,016</u>	<u>7.5</u>	<u>36,716</u>	<u>39.1</u>	<u>42,436</u>	<u>45.1</u>	<u>7,850</u>	<u>8.3</u>
MALE-TOTAL ^{a/}	92,083	100.0	6,854	7.4	34,949	38.0	42,430	46.1	7,850	8.5
FEMALE-TOTAL	1,935	100.0	162	8.4	1,767	91.3	6	.3	-	-
<u>First Quarter (1 Jan 62 through 30 Sep 62)-Total</u>	<u>31,025</u>	<u>100.0</u>	<u>2,068</u>	<u>6.7</u>	<u>12,381</u>	<u>39.9</u>	<u>14,051</u>	<u>45.3</u>	<u>2,525</u>	<u>8.1</u>
Male	30,499	100.0	2,036	6.7	11,887	39.0	14,051	46.1	2,525	8.2
Female	526	100.0	32	6.1	494	93.9	-	-	-	-
<u>Second Quarter (1 Oct 62 through 31 Dec 63)-Total</u>	<u>19,788</u>	<u>100.0</u>	<u>1,620</u>	<u>8.2</u>	<u>7,906</u>	<u>39.9</u>	<u>8,759</u>	<u>44.3</u>	<u>1,503</u>	<u>7.6</u>
Male	19,388	100.0	1,605	8.3	7,521	38.8	8,759	45.2	1,503	7.7
Female	400	100.0	15	3.7	385	96.3	-	-	-	-
<u>Third Quarter (1 Jan 63 through 31 Mar 63)-Total</u>	<u>24,071</u>	<u>100.0</u>	<u>1,966</u>	<u>8.2</u>	<u>9,461</u>	<u>39.3</u>	<u>10,789</u>	<u>44.8</u>	<u>1,855</u>	<u>7.7</u>
Male	23,552	100.0	1,921	8.1	8,989	38.2	10,787	45.8	1,855	7.9
Female	519	100.0	45	8.7	472	90.9	2	.4	-	-
<u>Fourth Quarter (1 Apr 63 through 31 Jun 63)-Total</u>	<u>19,134</u>	<u>100.0</u>	<u>1,362</u>	<u>7.1</u>	<u>6,968</u>	<u>36.4</u>	<u>8,837</u>	<u>46.2</u>	<u>1,967</u>	<u>10.3</u>
Male	18,644	100.0	1,292	6.9	6,552	35.2	8,833	47.3	1,967	10.6
Female	490	100.0	70	14.3	416	84.9	4	.8	-	-

^{a/} Excludes 3 Inductees (Unspecified USAF Component).

Source: Data Applications Division, Data Services Center, Comptroller of the Air Force.

TABLE 143 -- NON-BATTLE DEATHS OF USAF OFFICERS BY AERONAUTICAL RATING, BY GRADE IN WHICH SERVING AT TIME OF DEATH, WORLD-WIDE, SEMIANNUALLY -- FY 1963

GRADE	TOTAL	PILOT DEATHS			NAVIGATORS/OBSERVER DEATHS		
		TOTAL	First Half FY 1963 (1 Jul 1962 Through 31 Dec 1962)	Last Half FY 1963 (1 Jul 1963 Through 30 Dec 1963)	TOTAL	First Half FY 1963 (1 Jul 1962 Through 31 Dec 1962)	Last Half FY 1963 (1 Jul 1963 Through 30 Dec 1963)
<u>TOTAL</u>	<u>273</u>	<u>207</u>	<u>105</u>	<u>102</u>	<u>66</u>	<u>35</u>	<u>31</u>
General	1	1	1	-	-	-	-
Colonel	8	7	4	3	1	1	-
Lieutenant Colonel	25	19	8	11	6	1	5
Major	44	33	13	20	11	3	8
Captain	128	103	57	46	25	18	7
First Lieutenant.	64	42	22	20	22	12	10
Second Lieutenant	3	2	-	2	1	-	1

Source: Data Applications Division, Data Services Center, Comptroller of the Air Force.

TABLE 144 -- NON-BATTLE DEATHS OF USAF OFFICERS AND AIRMEN BY GRADE IN WHICH SERVING AT TIME OF DEATH, WORLD-WIDE, SEMIANNUALLY -- FY 1963

GRADE	OFFICER DEATHS			AIRMAN GRADE	AIRMAN DEATHS		
	Total	First Half FY 1963 (1 Jul 1962 Through 31 Dec 1962)	Last Half FY 1963 (1 Jul 1963 Through 30 Dec 1963)		Total	First Half FY 1963 (1 Jul 1962 Through 31 Dec 1962)	Last Half FY 1963 (1 Jul 1963 Through 30 Dec 1963)
<u>TOTAL</u>	<u>385</u>	<u>204</u>	<u>181</u>	<u>TOTAL</u>	<u>1,069</u>	<u>551</u>	<u>518</u>
General	1	1	-	Chief Master Sergeant.	11	4	7
Colonel	13	8	5	Senior Master Sergeant	21	11	10
Lieutenant Colonel.	37	17	20	Master Sergeant	78	35	43
Major	79	39	40	Tech Sergeant	129	64	65
Captain	155	88	67	Staff Sergeant	219	107	112
First Lieutenant. . .	77	41	36	Airmen First Class . . .	230	132	98
Second Lieutenant . .	10	4	6	Airmen Second Class . .	239	123	116
Warrant Officer . . .	13	6	7	Airmen Third Class . . .	132	67	65
				Airmen Basic	10	8	2
				Aviation Basic	-	-	-

Source: Data Applications Division, Data Services Center, Comptroller of the Air Force.

TABLE 145 - NON-BATTLE DEATHS OF USAF OFFICERS BY AGE GROUP, BY GRADE IN WHICH SERVING AT TIME OF DEATH, WORLD-WIDE, SEMIANNUALLY - FY 1963

GRADE	TOTAL	AGE GROUP							
		20 Through 24	25 Through 29	30 Through 34	35 Through 39	40 Through 44	45 Through 49	50 Through 54	55 And Older
<u>TOTAL</u>	<u>385</u>	<u>27</u>	<u>93</u>	<u>86</u>	<u>52</u>	<u>77</u>	<u>37</u>	<u>7</u>	<u>6</u>
<u>FIRST HALF FY 1962 - TOTAL</u>	<u>204</u>	<u>14</u>	<u>50</u>	<u>45</u>	<u>33</u>	<u>39</u>	<u>15</u>	<u>4</u>	<u>4</u>
General	1	-	-	-	-	-	-	-	-
Colonel	8	-	-	-	-	4	2	1	1
Lieutenant Colonel	17	-	-	-	1	8	5	2	1
Major	39	-	-	4	14	14	5	1	1
Captain	88	-	25	35	17	11	-	-	-
First Lieutenant	41	11	24	6	-	-	-	-	-
Second Lieutenant	4	3	1	-	-	-	-	-	-
Warrant Officer	6	-	-	-	1	2	2	-	1
<u>LAST HALF FY 1962 - TOTAL</u>	<u>181</u>	<u>13</u>	<u>43</u>	<u>41</u>	<u>19</u>	<u>38</u>	<u>22</u>	<u>3</u>	<u>2</u>
General	-	-	-	-	-	-	-	-	-
Colonel	5	-	-	-	-	1	3	-	1
Lieutenant Colonel	20	-	-	1	2	10	4	2	1
Major	40	-	1	2	7	20	10	-	-
Captain	67	-	15	35	10	5	2	-	-
First Lieutenant	36	8	26	2	-	-	-	-	-
Second Lieutenant	6	5	1	-	-	-	-	-	-
Warrant Officer	7	-	-	1	-	2	3	-	-

Source: Data Applications Division, Data Services Center, Comptroller of the Air Force.

TABLE 146 - NON-BATTLE DEATHS OF AIRMEN BY AGE GROUP, BY GRADE IN WHICH SERVING AT TIME OF DEATH, WORLD-WIDE, SEMIANNUALLY - FY 1963.

GRADE	TOTAL	AGE GROUP								
		17 Through 19	20 Through 24	25 Through 29	30 Through 34	35 Through 39	40 Through 44	45 Through 49	50 Through 54	55 And Older
<u>TOTAL</u>	<u>1,069</u>	<u>83</u>	<u>364</u>	<u>151</u>	<u>162</u>	<u>103</u>	<u>92</u>	<u>72</u>	<u>28</u>	<u>7</u>
<u>FIRST HALF FY 1962 - TOTAL</u>	<u>551</u>	<u>56</u>	<u>190</u>	<u>81</u>	<u>80</u>	<u>49</u>	<u>50</u>	<u>29</u>	<u>10</u>	<u>6</u>
Chief Master Sergeant	4	-	-	-	-	-	4	-	-	-
Senior Master Sergeant	11	-	-	-	-	2	5	4	-	-
Master Sergeant	35	-	-	-	2	6	11	8	6	2
Technical Sergeant	64	-	-	2	25	13	14	9	-	1
Staff Sergeant	107	-	1	28	39	15	12	7	3	2
Airman First Class	132	2	60	42	13	11	2	1	-	1
Airman Second Class	123	24	88	6	1	2	1	-	1	-
Airman Third Class	67	26	38	2	-	-	1	-	-	-
Airman Basic	8	4	3	1	-	-	-	-	-	-
Aviation Cadet	-	-	-	-	-	-	-	-	-	-
<u>LAST HALF FY 1962 - TOTAL</u>	<u>518</u>	<u>27</u>	<u>174</u>	<u>70</u>	<u>82</u>	<u>54</u>	<u>49</u>	<u>43</u>	<u>18</u>	<u>1</u>
Chief Master Sergeant	7	-	-	-	-	-	4	1	1	1
Senior Master Sergeant	10	-	-	-	1	-	3	5	1	-
Master Sergeant	43	-	-	-	5	7	11	12	8	-
Technical Sergeant	65	-	-	2	18	21	12	6	6	-
Staff Sergeant	112	-	1	22	40	18	17	12	2	-
Airman First Class	98	1	33	33	18	7	2	4	-	-
Airman Second Class	116	7	93	12	-	1	-	3	-	-
Airman Third Class	65	19	45	1	-	-	-	-	-	-
Airman Basic	2	-	2	-	-	-	-	-	-	-
Aviation Cadet	-	-	-	-	-	-	-	-	-	-

Source: Data Applications Division, Data Services Center, Comptroller of the Air Force.

TABLE 147 — NON-BATTLE DEATHS OF USAF OFFICERS BY AGE GROUP, BY CAUSATIVE AGENT, WORLD-WIDE, SEMIANNUALLY — FY 1963

CAUSATIVE AGENT	TOTAL	AGE GROUP							
		20 Through 24	25 Through 29	30 Through 34	35 Through 39	40 Through 44	45 Through 49	50 Through 54	55 And Older
<u>FY 1963 - Total</u>	<u>385</u>	<u>27</u>	<u>93</u>	<u>86</u>	<u>52</u>	<u>77</u>	<u>37</u>	<u>7</u>	<u>6</u>
<u>FIRST HALF FY 1963 - TOTAL</u>	<u>204</u>	<u>14</u>	<u>50</u>	<u>45</u>	<u>33</u>	<u>32</u>	<u>15</u>	<u>4</u>	<u>4</u>
Aircraft Accident	119	9	43	37	17	12	1	-	-
Vehicle Accident	15	4	1	3	3	3	1	-	-
Disease	54	-	3	3	8	20	12	4	4
Other	16	1	3	2	5	4	1	-	-
<u>LAST HALF FY 1963 - TOTAL</u>	<u>181</u>	<u>13</u>	<u>43</u>	<u>41</u>	<u>19</u>	<u>38</u>	<u>22</u>	<u>3</u>	<u>2</u>
Aircraft Accident	103	12	36	29	11	12	3	-	-
Vehicle Accident	16	-	1	5	2	4	4	-	-
Disease	45	-	-	4	5	19	13	2	2
Other	17	1	6	3	1	3	2	1	-

Source: Data Applications Division, Data Services Center, Comptroller of the Air Force.

TABLE 148 — NON-BATTLE DEATHS OF AIRMEN BY AGE GROUP, BY CAUSATIVE AGENT, WORLD-WIDE, SEMIANNUALLY — FY 1963

CAUSATIVE AGENT	TOTAL	AGE GROUP								
		17 Through 19	20 Through 24	25 Through 29	30 Through 34	35 Through 39	40 Through 44	45 Through 49	50 Through 54	55 And Older
<u>FY 1963 - Total</u>	<u>1,069</u>	<u>83</u>	<u>364</u>	<u>151</u>	<u>162</u>	<u>103</u>	<u>99</u>	<u>72</u>	<u>28</u>	<u>7</u>
<u>FIRST HALF FY 1963 - TOTAL</u>	<u>551</u>	<u>56</u>	<u>190</u>	<u>81</u>	<u>80</u>	<u>49</u>	<u>50</u>	<u>29</u>	<u>10</u>	<u>6</u>
Aircraft Accident	58	7	13	17	14	4	2	1	-	-
Vehicle Accident	225	34	115	30	30	9	4	3	-	-
Disease	147	5	17	10	15	30	37	18	9	6
Other	121	10	45	24	21	6	7	7	1	-
<u>LAST HALF FY 1963 - TOTAL</u>	<u>518</u>	<u>27</u>	<u>174</u>	<u>70</u>	<u>82</u>	<u>54</u>	<u>49</u>	<u>43</u>	<u>18</u>	<u>1</u>
Aircraft Accident	61	6	20	10	12	8	4	1	-	-
Vehicle Accident	183	13	98	33	22	14	2	1	-	-
Disease	148	1	9	5	25	22	33	34	18	1
Other	126	7	47	22	23	10	10	7	-	-

Source: Data Applications Division, Data Services Center, Comptroller of the Air Force.

TABLE 149 - USAF RETIRED MILITARY PERSONNEL BY GRADE FOR PAY, BY TYPE OF RETIREMENT,
BY COMPONENT, WORLD-WIDE - AS OF 30 JUN 1963.

(The data included herein represent inventories of USAF Military Retired Personnel regardless of whether or not the individual is receiving retired pay.)

GRADE FOR PAY	TOTAL	TYPE OF RETIREMENT					
		Non - Disability		Temporary Disability		Permanent Disability	
		Regular	Non-Regular	Regular	Non-Regular	Regular	Non-Regular
OFFICERS							
<u>TOTAL</u>	<u>30,011</u>	<u>4,672</u>	<u>14,377</u>	<u>107</u>	<u>319</u>	<u>1,401</u>	<u>9,135</u>
General.	543	260	40	1	-	228	14
Colonel.	3,745	1,557	1,345	13	4	507	319
Lieutenant Colonel . . .	7,668	1,443	4,892	25	56	265	987
Major.	7,527	550	5,327	19	92	151	1,388
Captain.	3,795	38	1,439	29	92	112	2,085
First Lieutenant	2,908	3	202	6	49	38	2,610
Second Lieutenant. . . .	1,183	-	37	-	13	4	1,129
Warrant Officer.	2,329	821	1,093	14	12	96	293
Flight Officer	313	-	2	-	1	-	310
AIRMEN							
<u>TOTAL</u>	<u>52,434</u>	<u>37,124</u>	<u>79</u>	<u>2,586</u>	<u>30</u>	<u>12,545</u>	<u>70</u>
Chief Master Sergeant. .	1,122	1,059	1	13	-	49	-
Senior Master Sergeant .	2,371	2,176	-	46	1	147	1
Master Sergeant.	24,175	20,844	69	246	2	3,006	8
Technical Sergeant	9,526	7,330	3	364	3	1,820	6
Staff Sergeant	7,509	4,359	4	642	5	2,477	22
Airman First Class	3,249	1,031	2	488	6	1,704	18
Airman Second Class. . . .	2,578	217	-	522	12	1,820	7
Airman Third Class	1,499	67	-	212	1	1,213	6
Airman Basic	395	41	-	49	-	303	2
Aviation Cadet	10	-	-	4	-	6	-

Source: Data Applications Division, Data Services Center, Comptroller of the Air Force.

MILITARY PERSONNEL (CONTINUED)**SAMPLE SURVEYS****INTRODUCTION**

Data in the tables of this section, except for strength data, were derived from the sample survey of military personnel conducted in May 1963. Airman and officer strength totals and the strength percentage for each grade are based on actual data (Less Buildup) as reported by official Air Force sources as of 31 May 1963.

The Sample Survey is designed to include 10.0 per cent of the officers and 5.0 per cent of the airmen. The actual response for the May 1962 survey shown as a percentage of the actual population was 8.4 per cent for officers and 4.3 per cent for airmen.

All data in these tables, except the total strength figures, are presented as percentages. Numerical amounts for any item may be obtained by application of the appropriate percentage to the applicable strength total. Due to rounding, the sum of the percentages for any characteristic or attitude may not total exactly 100.0 per cent.

Data in these tables constitute only a summary of total data obtained by the sample survey. More detailed information as well as the actual questions and response items are contained in the "US Air Force Personnel Report Characteristics and Attitudes from Sample Surveys (SS-PS-1G, Compendium)" which is prepared from sample surveys and released as part of the SS-PS-1 series of personnel reports. In addition, trend data derived from sample surveys is available in an annual publication titled "Trends in Air Force Military Personnel Attributes," SS-PS-1I. In "Trends", certain characteristics and attributes of Air Force military personnel obtained from several sample surveys are presented at various times.

DEFINITIONS for items in this section are covered in "Military Personnel" definitions.

TABLE 150 - PERCENTAGED DISTRIBUTION OF USAF MALE, COMMISSIONED OFFICERS BY YEAR IN WHICH SERVING IN ACTIVE MILITARY SERVICE, BY SELECTED CHARACTERISTICS AND ATTITUDES, WORLD-WIDE-31 MAY 1963

SELECTED CHARACTERISTICS AND ATTITUDES	TOTAL	YEAR IN WHICH SERVING				
		First Through Fourth	Fifth Through Ninth	Tenth Through Fourteenth	Fifteenth Through Nineteenth	Twenty And Over
<u>ACTUAL OFFICER STRENGTH - TOTAL</u> (Rounded to nearest tenth thousand)	133.5	33.0	23.2	22.4	27.7	27.2
<u>PER CENT - TOTAL</u>	100.0	100.0	100.0	100.0	100.0	100.0
<u>GRADE IN WHICH SERVING</u>						
Colonel	4.0	0.1	0.1	0.2	1.7	18.1
Lieutenant Colonel	11.1	0.5	0.5	1.1	11.8	44.4
Major	18.3	1.2	2.6	11.1	55.2	19.9
Captain	38.6	17.1	77.2	82.3	27.3	8.2
First Lieutenant	15.4	44.3	15.8	3.7	1.1	1.4
Second Lieutenant	10.2	36.4	3.1	0.8	0.4	0.4
Warrant Officers	2.4	0.3	0.7	0.9	2.5	7.6
<u>AGE ON LAST BIRTHDAY</u>						
20 Years Or Younger	0.3	0.3	0.2	0.5	0.3	0.3
21 Years	0.4	1.2	0.1	0.1	0.3	0.3
22 Years	2.7	9.6	0.5	0.1	-	0.2
23 Years	5.2	18.7	1.0	0.2	-	0.2
24 Years	5.3	18.3	1.6	0.1	0.5	0.4
25 Years	5.0	16.9	2.9	0.1	0.1	-
26 Years	4.2	12.0	5.5	0.1	0.1	0.1
27 Years	4.4	9.1	10.4	0.7	-	-
28 Years	4.3	4.4	15.4	1.9	-	0.3
29 Years	4.6	2.3	17.9	4.3	0.1	-
30 Years	4.6	1.5	14.8	9.0	-	0.1
31 Years	4.1	1.2	10.7	10.6	0.6	0.3
32 Years	3.9	0.7	8.0	12.4	1.0	0.1
33 Years	3.6	0.7	3.7	13.7	1.9	-
34 Years	3.1	0.5	2.3	11.5	2.6	0.1
35 Years	1.9	0.4	1.0	6.3	2.4	0.1
36 Years	1.7	0.3	0.9	5.0	2.9	0.1
37 Years	1.9	0.1	0.8	3.5	5.0	0.4
38 Years	3.3	0.2	0.9	4.0	9.5	2.4
39 Years	3.9	0.1	0.4	3.8	10.2	5.5
40 Years	3.9	0.1	0.2	3.0	10.3	6.5
41 Years	4.6	0.2	0.3	2.8	9.8	10.7
42 Years	4.9	0.2	0.3	2.0	9.8	13.1
43 Years	4.0	0.2	0.1	1.3	6.7	12.7
44 Years	3.4	0.2	0.1	1.0	6.4	10.4
45 Years	3.2	0.3	0.1	0.6	5.2	10.8
46 Years	2.2	-	0.1	0.6	3.8	7.3
47 Years	1.7	-	-	0.2	3.1	5.6
48 Years	1.1	0.1	-	0.1	2.0	3.8
49 Years	0.6	-	-	0.2	1.0	2.3
50 Years And Older	2.1	-	0.2	0.5	4.3	6.3
<u>PLANS FOR AIR FORCE CAREER AS OF TODAY</u>						
Make The Air Force My Career	60.7	38.3	74.2	74.3	64.2	63.5
Remain On Active Duty Until Complete Present Commitment	5.4	16.4	2.5	0.5	0.9	2.2
Prefer To Separate Immediately	1.9	4.5	2.7	0.6	0.1	1.0
Prefer To Stay Until Eligible For Retirement	11.6	1.5	6.1	18.4	26.0	7.8
Given Established Date Of Separation Or Retirement	5.6	7.1	1.8	0.6	4.1	13.8
Undecided	14.8	32.2	12.7	5.6	4.8	11.8
<u>MOST FAVORABLE FEATURES OF AIR FORCE CAREER</u>						
Adventure, Travel, New Experience	12.0	21.5	12.6	7.2	7.1	7.5
Opportunities For More Training And Education	13.5	24.3	17.3	10.8	6.8	4.4
Retirement Benefits	23.1	16.0	18.0	27.5	30.8	25.1
Job Responsibilities	7.2	5.7	6.8	5.0	8.3	10.3

TABLE 150 - PERCENTAGED DISTRIBUTION OF USAF MALE COMMISSIONED OFFICERS BY YEAR IN WHICH SERVING IN ACTIVE MILITARY SERVICE, BY SELECTED CHARACTERISTICS AND ATTITUDES, WORLD-WIDE-31 MAY 1963 (CONTINUED)

SELECTED CHARACTERISTICS AND ATTITUDES	TOTAL	YEAR IN WHICH SERVING				
		First Through Fourth	Fifth Through Ninth	Tenth Through Fourteenth	Fifteenth Through Nineteenth	Twenty And Over
<u>MOST FAVORABLE FEATURES OF AIR FORCE CAREER (Continued)</u>						
Prestige And Status In The Air Force	5.6	2.8	3.2	5.0	7.3	10.3
Pay And Allowance	2.0	1.3	2.6	2.0	1.9	2.2
Air Force A Good Place To Raise Family	0.6	0.4	0.4	0.9	0.9	0.6
Like Military Life In General	11.5	4.5	10.0	11.1	15.1	19.0
Like Flying And Aviation	16.9	13.3	21.4	22.9	15.1	14.3
Like My Job	4.5	5.5	4.4	5.2	4.0	3.3
Like My Duty Assignments	1.1	0.6	1.1	1.0	1.3	1.8
Some Other Feature	1.3	1.9	1.3	1.1	1.2	0.9
Nothing Favorable	0.9	2.3	0.9	0.3	0.1	0.4
<u>MOST UNFAVORABLE FEATURES OF AIR FORCE CAREER</u>						
Don't Like Military Life In General	2.0	5.4	1.5	0.6	0.5	0.8
Not Enough Promotion Opportunities	10.3	4.9	9.6	13.4	15.1	10.2
Plan On Going To School Or College	1.3	2.6	2.0	0.9	0.3	0.4
Doesn't Provide The Kind Of Work I Like Or Trained To Do	5.9	11.5	6.1	3.5	3.4	3.0
Inadequate Pay	27.8	33.4	24.9	26.1	23.9	28.6
Advancement Based Too Strongly On Seniority	7.9	7.3	10.5	8.4	9.6	3.8
Housing Inadequate, Too Expensive, Or Not Available On Base	10.4	6.5	9.2	10.1	12.4	14.9
Separations From Family, Friends Or Home Town	14.4	13.3	18.2	17.0	13.1	11.3
Inconveniences And Hardships Connected With Changes Of Station	5.2	3.9	4.0	4.8	5.5	8.3
Lack Of Opportunity For Air Force Training	2.2	2.4	3.2	1.8	1.9	1.8
Insecurity	4.7	1.6	5.0	6.3	6.4	5.6
Some Other Feature	4.4	4.5	3.7	4.0	4.6	5.1
Nothing Unfavorable	3.5	2.6	2.2	3.2	3.4	6.2
<u>PROBABLE RETIREMENT DATE</u>						
Do Not Plan To Remain On Active Duty Until Retirement	8.6	26.6	6.4	1.4	0.4	1.0
Undecided About Remaining Until Retirement	10.7	27.2	12.4	4.1	1.2	2.3
(Before July 1963)	0.8	0.2	0.1	0.1	0.2	3.6
(Jul 1963 Through Jun 1964)	3.7	0.5	0.1	0.3	4.4	14.1
(Jul 1964 Through Jun 1965)	2.4	1.0	0.1	-	4.5	6.8
(Jul 1965 Through Jun 1966)	2.4	0.2	0.2	0.3	6.4	5.1
(Jul 1966 Through Jun 1967)	2.7	0.3	0.1	0.4	8.5	4.2
Expect To Retire: (Jul 1967 Through Jun 1968)	2.9	0.1	0.3	0.4	10.1	3.4
(Jul 1968 Through Jun 1969)	2.9	-	0.2	4.8	7.1	3.3
(Jul 1969 Through Jun 1970)	2.7	-	0.2	5.7	3.6	5.5
(Jul 1970 Through Jun 1971)	2.1	0.1	0.1	7.6	1.3	3.2
(Jul 1971 Through Jun 1972)	2.3	0.2	0.3	7.7	1.7	3.0
(Jul 1972 Through Jun 1973)	2.7	0.2	0.8	7.6	2.4	4.0
(After June 1973)	15.9	14.7	41.4	18.4	5.8	2.1
Plan To Remain On Active Duty As Long As Possible	27.6	19.5	32.5	33.3	31.4	23.9
Undecided	9.6	9.3	4.9	8.2	11.0	14.4
<u>LEVEL OF EDUCATION WHEN FIRST ENTERED MILITARY SERVICE</u>						
Less Than High School Graduate	2.1	0.5	1.2	1.8	3.1	4.4
High School Graduate	20.4	2.7	9.9	25.5	31.6	38.1
Less Than Two Years Of College	12.2	4.8	12.9	12.4	17.4	16.1
Registered Nurse Diploma	2.4	4.7	3.0	1.9	1.1	0.4
Two Years Or More Of College, No Degree	14.9	6.3	10.8	21.8	17.8	22.1
College Degree (BS, BA Or Equivalent, Except LL.B)	36.5	60.7	52.1	28.5	18.6	14.1
Bachelor Of Divinity (BD)	0.4	0.2	0.5	0.7	0.3	0.3
Law Degree (LL.B)	1.2	1.9	0.9	0.9	1.4	0.7
Postgraduate Work Beyond Bachelor Degree	3.2	4.6	3.3	2.2	3.7	1.6
Master's Degree	2.1	2.3	1.8	2.0	3.0	1.3
Doctorate Degree	0.2	0.4	0.2	-	0.3	0.4
Medical Or Dental Degrees (MD, DDS, Vet'n, Etc.)	4.3	10.9	3.5	2.3	1.7	0.7

TABLE 150 — PERCENTAGED DISTRIBUTION OF USAF MALE COMMISSIONED OFFICERS BY YEAR IN WHICH SERVING IN ACTIVE MILITARY SERVICE, BY SELECTED CHARACTERISTICS AND ATTITUDES, WORLD-WIDE—
31 MAY 1963 (CONTINUED)

SELECTED CHARACTERISTICS AND ATTITUDES	TOTAL	YEAR IN WHICH SERVING				
		First Through Fourth	Fifth Through Ninth	Tenth Through Fourteenth	Fifteenth Through Nineteenth	Twenty And Over
<u>HIGHEST LEVEL OF EDUCATION AT PRESENT (Count General Education Development Credit)</u>						
Less Than High School Graduate	0.3	0.4	0.1	0.2	0.3	0.7
High School Graduate	6.9	1.1	2.9	7.7	10.6	13.9
Less Than Two Years Of College	12.7	4.5	12.3	16.4	16.6	17.2
Registered Nurse Diploma	2.1	4.5	2.7	1.6	0.6	0.3
Two Years Or More Of College, No Degree	21.4	7.1	15.7	28.2	27.8	33.6
College Degree (BS, BA Or Equivalent, Except LL.B)	34.0	56.8	44.5	24.1	19.0	16.9
Bachelor Of Divinity (BD)	0.4	0.2	0.5	0.7	0.4	0.5
Law Degree (LL.B)	1.3	1.9	0.9	0.7	1.8	0.9
Postgraduate Work Beyond Bachelor Degree	8.1	8.8	9.6	7.7	8.2	5.9
Master's Degree	7.7	2.7	6.5	10.1	12.0	8.8
Doctorate Degree	0.5	0.4	0.5	0.2	0.9	0.6
Medical Or Dental Degrees (MD, DDS, Vet'n, Etc.)	4.6	11.5	3.9	2.4	1.7	0.9
<u>MARITAL STATUS</u>						
Male:						
(Married)	83.6	59.5	85.4	91.4	94.6	95.2
(Have Never Been Married)	11.9	33.9	10.1	3.9	1.8	1.2
(Divorced And Not Remarried)	1.1	0.7	1.3	1.2	1.3	1.3
(Legally Separated)	0.3	0.1	0.1	0.4	0.4	0.5
(A Widower)	0.2	0.1	0.1	0.2	0.4	0.5
Female:						
(Married And Husband Is An Airman)	0.1	0.2	0.2	0.1	-	-
(Married And Husband Is An Air Force Officer Or Warrant Officer)	0.2	0.3	0.1	0.2	-	0.2
(Married And Husband Is Member Of Army, Navy Or Marine Corps)	-	-	-	-	-	-
(Married And Husband Is A Civilian)	0.1	0.2	-	0.2	-	0.1
(Have Never Been Married)	2.3	4.7	2.4	2.1	1.4	1.1
(Divorced And Not Remarried)	0.2	0.2	0.4	0.2	0.1	0.1
(Legally Separated)	-	-	0.1	0.1	-	-
(A Widow)	-	-	-	0.1	-	-
<u>DEPENDENTS BY TYPE</u>						
Wife Or Husband:						
(None)	8.0	20.7	7.4	4.5	3.6	2.7
(Yes)	92.0	79.3	92.6	95.5	96.4	97.3
Dependent Children:						
(None)	18.9	48.0	15.7	9.7	9.7	10.3
(One)	17.5	28.6	18.3	13.6	13.4	13.5
(Two)	27.5	16.3	34.6	30.8	27.6	29.5
(Three)	20.3	5.4	20.5	26.5	24.8	24.8
(Four)	9.7	1.5	7.9	12.5	14.0	12.2
(Five)	3.9	0.2	2.1	4.5	6.3	6.1
(Six)	1.4	-	0.8	1.6	2.4	2.3
(Seven)	0.6	-	0.1	0.4	1.3	0.9
(Eight Or More)	0.3	-	0.1	0.3	0.6	0.3
Dependent Parents:						
(None)	95.4	98.3	97.4	96.2	93.5	91.8
(One)	4.2	1.4	2.5	3.7	6.0	7.3
(Two)	0.3	-	0.1	0.1	0.4	0.7
(Three)	0.1	-	0.1	0.1	0.1	0.1
(Four Or More)	0.1	0.2	-	-	-	0.1
Other Dependent Adults:						
(None)	98.4	99.1	99.2	98.6	98.0	97.1
(One)	1.3	0.7	0.7	1.1	1.9	2.2
(Two)	0.2	-	-	0.2	0.1	0.4
(Three)	0.1	-	0.1	0.1	-	0.1
(Four Or More)	0.1	0.1	0.1	-	-	0.1

TABLE 150 — PERCENTAGED DISTRIBUTION OF USAF MALE COMMISSIONED OFFICERS BY YEAR IN WHICH SERVING IN ACTIVE MILITARY SERVICE, BY SELECTED CHARACTERISTICS AND ATTITUDES, WORLD-WIDE—31 MAY 1963 (CONTINUED)

SELECTED CHARACTERISTICS AND ATTITUDES	TOTAL	YEAR IN WHICH SERVING				
		First Through Fourth	Fifth Through Ninth	Tenth Through Fourteenth	Fifteenth Through Nineteenth	Twenty And Over
<u>NUMBER OF DEPENDENTS</u>						
None	5.4	16.2	5.3	2.6	1.4	1.0
One	13.2	31.7	10.6	6.6	8.2	8.1
Two	17.4	28.2	18.2	13.6	13.0	13.9
Three	26.5	16.5	33.6	30.1	26.1	27.8
Four	20.4	5.4	21.0	26.8	24.8	24.8
Five	10.2	1.7	8.1	13.0	14.9	13.2
Six	4.3	0.2	2.2	4.8	6.7	7.4
Seven	1.6	-	0.8	1.8	2.8	2.5
Eight	0.6	-	0.2	0.4	1.5	1.0
Nine Or More	0.3	-	0.1	0.3	0.6	0.4

Source: Data Applications Division, Data Services Center, Comptroller of the Air Force

TABLE 151 - PERCENTAGED DISTRIBUTION OF MALE AIRMEN BY YEAR IN WHICH SERVING IN ACTIVE MILITARY SERVICE, BY SELECTED CHARACTERISTICS AND ATTITUDES, WORLD-WIDE -
31 MAY 1963

SELECTED CHARACTERISTICS AND ATTITUDES	TOTAL	YEAR IN WHICH SERVING				
		First Through Fourth	Fifth Through Ninth	Tenth Through Fourteenth	Fifteenth Through Nineteenth	Twenty And Over
<u>ACTUAL AIRMAN STRENGTH - TOTAL</u> (Rounded to nearest tenth thousand)	<u>733.1</u>	<u>359.3</u>	<u>121.8</u>	<u>128.3</u>	<u>88.9</u>	<u>34.8</u>
<u>PER CENT - TOTAL</u>	<u>100.0</u>	<u>100.0</u>	<u>100.0</u>	<u>100.0</u>	<u>100.0</u>	<u>100.0</u>
<u>GRADE IN WHICH SERVING</u>						
Chief Master Sergeant	0.8	-	-	0.2	3.2	12.3
Senior Master Sergeant	1.5	0.1	-	0.6	5.8	16.3
Master Sergeant	4.1	0.2	0.2	2.8	18.2	36.8
Technical Sergeant	9.1	0.7	1.8	19.0	34.8	19.8
Staff Sergeant	20.2	1.7	30.2	56.8	30.7	11.6
Airman First Class	21.8	17.0	57.7	18.0	5.6	2.1
Airman Second Class	23.5	43.7	8.6	2.1	1.2	0.7
Airman Third Class	16.8	32.8	1.3	0.5	0.3	0.2
Airman Basic	2.1	3.6	0.1	0.1	0.1	-
Aviation Cadet	0.1	0.1	-	-	-	0.1
<u>MOST FAVORABLE FEATURES OF AIR FORCE CAREER</u>						
Adventure, Travel, New Experiences	16.8	22.5	14.7	10.0	8.5	9.3
Opportunities For More Training And Education	31.1	42.2	28.3	18.1	14.6	13.0
Retirement Benefits	22.2	6.8	24.3	41.3	48.5	40.8
Job Responsibilities	1.7	1.9	1.4	1.4	1.5	2.8
Prestige And Status In The Air Force	2.9	2.6	2.3	3.2	3.7	4.4
Pay And Allowances	2.1	1.2	2.7	2.9	2.9	4.9
Air Force A Good Place To Raise Family	1.7	0.8	2.8	3.0	2.0	2.2
Like Military Life In General	6.6	2.6	9.5	10.7	10.5	13.9
Like Flying And Aviation	2.2	2.5	2.1	1.8	1.6	2.9
Like My Job	5.3	5.8	6.6	4.2	3.4	3.8
Like My Duty Assignments	0.6	0.6	0.6	0.7	0.5	0.4
Some Other Feature	1.8	2.3	1.5	1.2	1.1	1.0
Nothing Favorable	5.0	8.2	3.0	1.6	1.4	0.5
<u>MOST UNFAVORABLE FEATURES OF AIR FORCE CAREER</u>						
Don't Like Military Life In General	5.2	9.6	1.5	0.6	0.6	0.5
Not Enough Promotion Opportunities	39.1	29.8	52.0	52.5	43.1	29.5
Plan On Going To School Or College	2.7	5.1	0.6	0.3	0.3	0.4
Doesn't Provide The Kind Of Work I Like Or Trained To Do	6.1	9.8	3.1	2.0	2.5	2.4
Inadequate Pay	24.8	25.2	22.0	23.4	26.7	31.2
Advancement Based Too Strongly On Seniority	2.5	3.3	2.1	1.8	1.2	1.6
Housing Inadequate, Too Expensive, Or Not Available On Base	4.1	2.2	5.8	5.8	6.1	6.9
Separations From Family, Friends Or Home Town	6.4	6.6	5.3	5.6	7.3	9.5
Inconveniences And Hardships Connected With Changes Of Station	3.0	1.8	2.8	3.6	5.4	8.1
Lack Of Opportunity For Air Force Training	1.5	1.9	1.5	1.0	0.9	0.6
Insecurity	0.8	0.6	0.8	0.6	1.4	2.2
Some Other Feature	1.6	1.6	1.2	0.9	2.0	3.4
Nothing Unfavorable	2.2	2.3	1.4	1.8	2.7	3.7
<u>AGE ON LAST BIRTHDAY</u>						
17 Years Or Younger	1.3	2.0	-	0.5	1.5	-
18 Years	4.4	8.7	0.1	0.1	0.3	0.4
19 Years	8.4	16.9	-	0.1	0.1	-
20 Years	11.3	22.5	0.1	0.1	0.3	0.3
21 Years	10.3	20.5	0.2	0.1	0.3	1.0
22 Years	7.0	13.1	2.5	0.1	0.1	-
23 Years	5.1	8.0	7.0	-	0.1	-
24 Years	4.0	3.7	12.6	0.1	0.1	0.1
25 Years	3.8	2.1	16.3	0.1	0.1	-
26 Years	3.6	0.9	18.3	0.4	-	0.1
27 Years	3.6	0.3	17.7	2.9	0.1	0.1

290
TABLE 151 — PERCENTAGED DISTRIBUTION OF MALE AIRMEN BY YEAR IN WHICH SERVING IN ACTIVE MILITARY SERVICE, BY SELECTED CHARACTERISTICS AND ATTITUDES, WORLD-WIDE — 31 MAY 1963 (CONTINUED)

SELECTED CHARACTERISTICS AND ATTITUDES	TOTAL	YEAR IN WHICH SERVING				
		First Through Fourth	Fifth Through Ninth	Tenth Through Fourteenth	Fifteenth Through Nineteenth	Twenty And Over
<u>AGE ON LAST BIRTHDAY (Continued)</u>						
28 Years	3.5	0.1	11.8	8.2	0.1	-
29 Years	3.4	0.2	5.7	13.4	0.1	0.2
30 Years	3.3	0.1	2.5	16.3	0.2	0.1
31 Years	3.4	0.2	1.6	17.1	0.9	-
32 Years	3.5	0.2	1.0	14.7	5.4	-
33 Years	3.2	0.1	0.7	9.0	11.4	-
34 Years	2.3	0.1	0.5	5.2	10.4	-
35 Years	2.0	0.1	0.3	3.6	9.6	0.2
36 Years	1.5	0.1	0.4	2.4	7.9	0.3
37 Years	1.2	-	0.1	1.4	7.0	1.3
38 Years	1.3	-	0.1	1.0	7.8	4.0
39 Years	1.3	-	0.1	0.7	6.5	7.4
40 Years	1.0	-	-	0.6	4.7	8.5
41 Years	1.2	-	-	0.4	6.1	10.2
42 Years	1.1	-	-	0.3	4.4	11.6
43 Years	0.8	-	-	0.2	3.4	9.6
44 Years	0.7	-	-	0.1	2.4	9.1
45 Years	0.6	-	-	0.3	2.0	7.6
46 Years	0.5	-	-	-	2.0	5.5
47 Years And Older	1.5	-	0.1	0.3	5.2	22.3
<u>PRESENT AIR FORCE PLANS</u>						
If Had The Chance, Would Separate Immediately	9.0	14.4	6.6	3.1	0.7	2.1
Plan To Separate When Current Enlistment Ends	21.2	36.3	11.6	3.8	3.5	3.7
Undecided	24.6	34.3	28.6	10.2	4.7	10.5
Plan To Reenlist One (Or More) Times	5.3	6.8	5.0	3.1	3.3	5.3
(20 Years Service)	24.6	5.1	32.4	54.0	54.9	8.5
(21 Years Service)	2.2	0.2	2.0	3.8	6.4	7.1
(22 Years Service)	3.5	0.3	3.7	7.6	8.1	9.7
Plan To Remain On Active Duty	0.6	-	0.8	0.7	1.4	4.2
(24 Years Service)	0.6	-	0.5	0.9	1.4	4.8
Until Retirement With:	0.6	0.1	0.8	0.9	1.4	2.9
(26 Years Service)	0.8	-	0.3	1.0	2.2	7.4
(27 Years Service)	0.1	-	0.1	0.1	0.1	0.4
(28 Years Service)	0.1	-	0.1	0.1	0.1	0.9
(29 Years Service)	-	-	0.1	0.1	0.1	0.4
(30 Years Service)	2.8	0.5	2.8	4.6	5.3	17.5
Plan To Remain On Active Duty As Long As Possible	4.1	1.8	4.8	6.0	6.5	14.7
<u>PROBABLE RETIREMENT DATE</u>						
Do Not Plan To Remain On Active Duty Until Retirement	28.6	49.8	16.8	5.6	0.9	0.5
Undecided About Remaining Until Retirement	16.5	21.4	25.2	8.4	1.2	0.9
(Before July 1963)	0.5	0.3	0.1	0.2	0.5	5.8
(July 1963 Through June 1964)	2.1	0.6	0.2	0.1	7.7	21.8
(July 1964 Through June 1965)	2.1	0.7	0.2	0.1	10.6	10.3
(July 1965 Through June 1966)	2.5	1.0	0.2	0.1	13.8	7.0
(July 1966 Through June 1967)	2.4	0.7	0.3	0.3	14.0	5.6
Expect To Retire:	2.9	0.1	0.1	1.1	19.6	4.6
(July 1967 Through June 1968)	2.4	0.3	0.1	6.7	8.1	2.8
(July 1969 Through June 1970)	2.0	0.2	0.1	7.8	3.0	3.3
(July 1970 Through June 1971)	3.0	0.3	0.2	14.4	1.6	3.3
(July 1971 Through June 1972)	3.3	0.2	0.2	17.2	0.9	2.6
(July 1972 Through June 1973)	3.0	0.2	1.6	13.8	0.9	3.7
(After June 1973)	12.0	4.7	40.6	13.1	4.5	1.3
Plan To Remain On Active Duty As Long As Possible	4.6	2.4	5.8	6.4	7.0	14.4
Undecided	11.9	17.3	8.1	4.6	5.8	12.2
<u>MARITAL STATUS</u>						
Male: (Married)	56.8	25.8	81.5	89.9	90.6	91.8
(Have Never Been Married)	39.5	71.3	14.4	6.1	4.3	3.8
(Divorced And Not Remarried)	2.1	1.2	2.7	2.9	3.4	2.6
(Legally Separated)	0.5	0.2	0.7	0.7	0.8	0.4
(A Widower)	0.2	0.2	0.1	0.2	0.4	0.7

TABLE 151 -- PERCENTAGED DISTRIBUTION OF MALE AIRMEN BY YEAR IN WHICH SERVING IN ACTIVE MILITARY SERVICE, BY SELECTED CHARACTERISTICS AND ATTITUDES, WORLD-WIDE --
31 MAY 1963 (CONTINUED)

SELECTED CHARACTERISTICS AND ATTITUDES	TOTAL	YEAR IN WHICH SERVING					
		First Through Fourth	Fifth Through Ninth	Tenth Through Fourteenth	Fifteenth Through Nineteenth	Twenty And Over	
<u>MARITAL STATUS (Continued)</u>							
	0.1	0.2	0.1	-	-	0.1	
(Married And Husband Is An Airman)	-	0.1	-	-	-	-	
(Married And Husband Is An Officer Or WO)	-	-	-	-	-	-	
(Married And Husband Is Member Of Army, Navy Or Marine Corps)	-	-	-	-	-	-	
Female: (Married And Husband Is A Civilian)	0.5	0.9	0.2	0.2	0.3	0.1	
(Have Never Been Married)	-	-	0.1	-	0.1	0.4	
(Divorced And Not Remarried)	-	-	-	-	-	-	
(Legally Separated)	-	-	-	-	-	-	
(A Widow)	-	-	-	-	-	-	
<u>DEPENDENTS BY TYPE</u>							
Wife Or (None)	18.0	43.5	7.2	4.7	5.1	4.5	
Husband: (Yes)	82.0	56.5	92.8	95.3	94.9	95.5	
	31.8	67.6	19.7	11.6	14.7	16.3	
(None)	19.5	22.4	24.0	14.8	15.8	18.3	
(One)	21.8	7.4	31.2	29.0	24.5	26.6	
(Two)	15.2	1.6	17.5	24.8	21.9	19.9	
Dependent (Three)	7.4	0.7	5.8	12.3	13.4	10.8	
Children: (Four)	2.8	0.2	1.1	5.0	5.6	5.0	
(Five)	1.0	-	0.4	1.6	2.5	1.4	
(Six)	0.4	0.1	0.2	0.6	1.0	0.8	
(Seven)	0.2	-	-	0.2	0.5	0.9	
(Eight Or More)	96.4	95.5	97.6	97.2	95.4	96.0	
(None)	2.8	3.3	1.8	2.3	3.8	3.8	
Dependent (One)	0.7	1.0	0.5	0.5	0.7	0.3	
Parents: (Two)	0.1	0.1	0.1	0.1	0.1	-	
(Three)	0.1	-	-	-	0.1	-	
(Four Or More)	97.9	98.1	98.2	97.9	97.6	96.3	
(None)	1.6	1.4	1.2	1.7	1.8	2.5	
Other (One)	0.3	0.3	0.4	0.1	0.2	0.9	
Dependent (Two)	0.1	0.1	0.1	0.2	0.1	0.1	
Adults: (Three)	0.1	0.1	0.1	0.1	0.2	0.1	
(Four Or More)	<u>NUMBER OF DEPENDENTS</u>						
None	13.9	37.8	4.2	1.6	1.5	1.1	
One	18.6	30.1	16.0	10.0	13.2	15.5	
Two	19.1	21.5	23.6	14.9	15.4	17.6	
Three	21.0	7.4	30.5	28.0	24.1	24.5	
Four	15.3	1.8	17.8	25.0	22.0	21.3	
Five	7.4	0.8	6.0	12.5	13.4	11.0	
Six	2.9	0.3	1.1	5.3	5.9	5.5	
Seven	1.1	0.1	0.6	1.7	2.6	1.4	
Eight	0.5	0.1	0.2	0.7	1.1	1.1	
Nine Or More	0.3	0.1	0.1	0.2	0.7	0.9	
<u>HIGHEST LEVEL OF EDUCATION WHEN FIRST ENTERED</u>							
<u>MILITARY SERVICE</u>							
Grammar School, (Did Not Graduate)	2.1	0.5	1.5	3.3	6.1	6.3	
Grammar School Graduate	3.8	0.9	3.7	6.6	9.9	9.0	
High School, (Did Not Graduate)	26.4	18.4	33.2	34.0	38.4	27.3	
High School Graduate	53.9	61.5	52.4	47.5	37.1	45.5	
Less Than Two Years Of College	9.8	13.5	6.5	6.0	5.5	7.5	
Two Years Or More Of College, No Degree	3.4	4.3	2.2	2.4	2.4	3.2	
College Degree (BS, BA, Or Equivalent, Except LL.B)	0.5	0.6	0.2	0.2	0.4	1.0	
Law Degree (LL.B)	0.1	-	0.1	-	0.1	0.1	
Postgraduate Work Beyond Bachelor Degree	0.1	0.2	0.1	-	0.1	-	
Masters Degree	-	-	0.1	-	0.1	-	
Doctorate Degree	-	-	-	-	-	0.1	

TABLE 151 - PERCENTAGED DISTRIBUTION OF MALE AIRMEN BY YEAR IN WHICH SERVING IN ACTIVE MILITARY SERVICE, BY SELECTED CHARACTERISTICS AND ATTITUDES, WORLD-WIDE -
31 MAY 1963 (CONTINUED)

SELECTED CHARACTERISTICS AND ATTITUDES	TOTAL	YEAR IN WHICH SERVING				
		First Through Fourth	Fifth Through Ninth	Tenth Through Fourteenth	Fifteenth Through Nineteenth	Twenty And Over
<u>HIGHEST LEVEL OF EDUCATION NOW (Count General Educational Development)</u>						
Grammar School, (Did Not Graduate)	1.3	1.1	0.9	1.4	2.5	3.3
Grammar School Graduate	1.2	0.6	1.1	1.9	2.1	2.5
High School, (Did Not Graduate)	7.5	8.2	5.7	6.5	8.4	8.5
High School Graduate	65.8	64.7	70.9	67.8	62.4	58.5
Less Than Two Years Of College	17.9	19.2	16.5	16.4	16.9	16.9
Two Years Or More Of College, No Degree	5.4	5.3	4.4	5.4	6.3	8.0
College Degree (BS, BA, Or Equivalent, Except LL.B)	0.7	0.7	0.3	0.4	1.0	1.5
Law Degree (LL.B)	-	-	0.1	-	0.1	0.1
Postgraduate Work Beyond Bachelor Degree	0.2	0.2	0.1	0.1	0.3	0.4
Masters Degree	0.1	-	0.1	0.1	0.2	0.1
Doctorate Degree	-	-	-	-	-	0.2
<u>PRESENT AIR FORCE PLANS</u>						
If Had The Chance, Would Separate Immediately.	9.0	14.4	6.6	3.1	0.7	2.1
Plan To Separate When Current Enlistment Ends.	21.2	36.3	11.6	3.8	3.5	3.7
Undecided.	24.6	34.3	28.6	10.2	4.7	10.5
Plan To Reenlist One (Or More) Times	5.3	6.8	5.0	3.1	3.3	5.3
(20 Years Service	24.6	5.1	32.4	54.0	54.9	8.5
(21 Years Service	2.2	0.2	2.0	3.8	6.4	7.1
(22 Years Service	3.5	0.3	3.7	7.6	8.1	9.7
(23 Years Service	0.6	-	0.8	0.7	1.4	4.2
Plan To Remain On Active Duty	0.6	-	0.5	0.9	1.4	4.8
(24 Years Service	0.6	0.1	0.8	0.9	1.4	2.9
(25 Years Service	0.8	-	0.3	1.0	2.2	7.4
(26 Years Service	0.1	-	0.1	0.1	0.1	0.4
(27 Years Service	0.1	-	0.1	0.1	0.1	0.9
(28 Years Service	-	-	0.1	0.1	0.1	0.4
(29 Years Service	2.8	0.5	2.8	4.6	5.3	17.5
(30 Years Service	4.1	1.8	4.8	6.0	6.5	14.7
I Plan To Remain On Active Duty As Long As Possible.						

Source: Data Applications Division, Data Services Center, Comptroller of the Air Force

TABLE 152 - PERCENTAGED DISTRIBUTION OF USAF OFFICERS BY SELECTED CHARACTERISTICS AND ATTITUDES, BY GRADE IN WHICH SERVING - 31 MAY 1963

SELECTED CHARACTERISTICS AND ATTITUDES	TOTAL	GRADE IN WHICH SERVING						
		Col	Lt Col	Maj	Capt	1st Lt	2nd Lt	WO
<u>ACTUAL OFFICER STRENGTH - TOTAL</u> (Rounded to nearest tenth thousand) . . .	133.4	5.4	14.9	24.3	51.6	20.6	13.6	3.1
<u>PER CENT - TOTAL</u>	100.0	100.0	100.0	100.0	100.0	100.0	100.0	100.0
<u>AGE ON LAST BIRTHDAY</u>								
20 Years Or Younger	0.3	0.2	0.5	0.3	0.3	0.1	0.3	-
21 Years.	0.4	-	0.4	0.3	0.1	0.2	2.3	-
22 Years.	2.7	0.2	0.1	-	0.1	2.6	21.0	-
23 Years.	5.2	0.5	-	0.2	0.2	9.5	33.9	0.8
24 Years.	5.3	0.2	0.4	0.5	0.5	17.1	22.0	0.4
25 Years.	5.0	-	0.2	0.1	1.3	22.1	9.9	-
26 Years.	4.2	-	0.1	0.3	2.4	17.4	4.3	-
27 Years.	4.4	-	-	0.4	5.5	12.0	2.4	1.2
28 Years.	4.3	-	0.1	0.4	8.2	5.4	0.9	0.8
29 Years.	4.6	0.5	0.1	0.6	9.6	3.7	0.3	2.4
30 Years.	4.6	0.2	0.3	0.5	10.3	2.0	0.8	2.4
31 Years.	4.1	0.5	0.4	1.4	8.8	2.0	0.5	0.4
32 Years.	3.9	-	0.6	0.9	8.7	0.9	0.3	3.7
33 Years.	3.6	-	0.1	0.6	8.4	0.8	0.1	0.4
34 Years.	3.1	0.2	0.2	1.1	7.0	0.5	0.1	1.2
35 Years.	1.9	-	0.4	1.5	3.7	0.3	-	3.3
36 Years.	1.7	0.2	0.2	2.3	3.2	0.1	0.1	1.2
37 Years.	1.9	0.7	0.5	2.9	3.0	0.5	-	1.6
38 Years.	3.3	0.2	1.3	8.2	4.2	0.1	0.1	1.6
39 Years.	3.9	0.7	4.8	9.9	3.4	0.6	0.3	5.3
40 Years.	3.9	1.2	6.9	10.9	2.5	0.3	-	4.5
41 Years.	4.6	2.9	10.9	11.7	2.5	0.2	0.3	5.3
42 Years.	4.9	9.1	13.3	10.9	2.0	0.4	0.1	12.7
43 Years.	4.0	12.0	12.6	8.4	1.2	0.2	-	6.9
44 Years.	3.4	11.8	10.2	7.3	0.8	0.2	-	10.2
45 Years.	3.2	12.5	10.9	5.9	0.8	0.2	0.1	6.5
46 Years.	2.2	10.3	7.6	3.9	0.4	0.2	-	4.9
47 Years.	1.7	9.1	5.7	2.9	0.3	0.2	-	4.5
48 Years.	1.1	7.4	3.0	1.8	0.2	-	-	6.1
49 Years.	0.6	4.4	1.6	1.1	-	-	-	3.7
50 Years And Older.	2.1	14.5	6.7	3.2	0.3	0.1	-	7.8
<u>SOURCE OF FIRST ACTIVE DUTY COMMISSION</u>								
Never Served As A Commissioned Officer.	1.9	-	-	0.1	0.3	0.3	-	79.4
U. S. Air Force Academy, U. S. Army Military Academy, Or U. S. Naval Academy	3.6	6.8	2.5	2.8	3.9	4.1	3.7	0.4
Aviation Cadet (Or Flying Cadet).	39.2	57.1	62.1	63.0	37.3	23.8	5.4	6.5
Officer Candidate School (Or Equivalent In Other Services)	8.4	5.9	14.5	13.1	7.0	6.7	3.5	3.2
Air Force Reserve Officers Training Corps	22.4	0.5	0.8	3.0	28.0	46.6	33.4	3.2
Reserve Officers Training Corps (Other Than Air Force).	1.5	15.1	4.6	1.3	0.5	0.2	0.1	-
Direct Appointment.	11.2	8.5	8.3	8.5	16.3	9.4	5.4	3.6
Officer Training School (OTS Since 1959).	6.3	0.2	0.5	0.6	0.4	6.9	46.3	1.6
Commissioned Directly From Flight Officer Status.	2.3	-	2.7	4.7	2.8	0.4	0.2	0.8
AECP (Airman Education And Commissioning Program).	0.1	-	-	-	-	-	1.0	0.4
	2.9	-	4.1	2.8	3.5	1.6	1.0	0.8
<u>PLANS FOR AIR FORCE CAREER AS OF TODAY</u>								
Make The Air Force My Career.	60.7	70.3	67.1	62.6	67.0	52.0	37.4	58.7
Remain On Active Duty Until Complete Present Commitment	5.4	2.0	2.0	1.4	4.1	12.0	13.1	1.6
Prefer To Separate Immediately.	1.9	1.0	0.9	0.4	2.0	4.4	2.3	-
Prefer To Stay Until Eligible For Retirement.	11.5	9.6	12.5	20.4	13.0	2.5	1.5	21.5
Given Established Date Of Separation Or Retirement.	5.7	4.4	6.9	9.1	5.1	4.3	3.6	2.8
Undecided	14.8	12.7	10.7	6.0	8.8	24.7	42.1	15.4

TABLE 152 - PERCENTAGED DISTRIBUTION OF USAF OFFICERS BY SELECTED CHARACTERISTICS AND ATTITUDES, BY GRADE IN WHICH SERVING - 31 MAY 1963 (CONTINUED)

SELECTED CHARACTERISTICS AND ATTITUDES	TOTAL	GRADE IN WHICH SERVING						
		Col	Lt Col	Maj	Capt	1st Lt	2nd Lt	WO
<u>MOST FAVORABLE FEATURES OF AIR FORCE CAREER</u>								
Adventure, Travel, New Experiences	12.0	7.8	7.8	7.8	11.1	17.6	21.2	6.5
Opportunities For More Training And Education	13.5	3.7	4.5	6.2	13.1	21.7	29.9	8.9
Retirement Benefits	23.1	12.2	23.1	29.7	25.7	14.6	14.1	42.3
Job Responsibilities	7.2	20.0	11.1	7.4	5.7	5.9	6.1	5.2
Prestige And Status In The Air Force	5.6	12.4	10.0	7.8	4.0	3.6	4.0	3.6
Pay And Allowance	2.0	0.7	2.4	2.1	2.2	2.2	0.4	2.4
Air Force A Good Place To Raise Family	0.6	0.5	0.8	0.7	0.5	0.6	0.4	0.8
Like Military Life In General	11.5	19.5	19.7	14.8	10.2	6.4	4.9	19.4
Like Flying And Aviation	16.9	14.4	14.5	16.3	19.3	19.2	12.5	2.0
Like My Job	4.5	5.4	3.6	4.5	4.7	5.0	3.6	6.5
Like My Duty Assignments	1.1	2.0	1.4	1.4	1.1	0.3	0.5	1.2
Some Other Feature	1.3	1.5	1.1	0.9	1.1	2.0	1.4	1.2
Nothing Favorable	0.9	-	0.1	0.2	1.4	1.0	1.0	-
<u>MOST UNFAVORABLE FEATURES OF AIR FORCE CAREER</u>								
Don't Like Military Life In General	2.0	1.2	0.9	0.5	2.4	3.1	2.6	1.6
Not Enough Promotion Opportunities	10.3	4.2	9.9	13.8	13.2	4.8	4.7	7.7
Plan On Going To School Or College	1.3	0.2	0.4	0.3	1.2	3.4	1.8	-
Doesn't Provide The Kind Of Work I Like Or Trained To Do	5.9	2.7	3.2	3.8	4.7	10.6	12.4	2.0
Inadequate Pay	27.8	38.5	27.1	22.3	24.7	29.0	42.4	37.2
Advancement Based Too Strongly On Seniority	7.9	2.5	5.1	10.0	9.0	8.1	6.0	3.2
Housing Inadequate, Too Expensive, Or Not Available On Base	10.4	17.6	15.1	12.3	9.3	7.3	7.1	15.0
Separations From Family, Friends Or Home Town	14.4	6.6	11.8	14.3	16.1	15.8	11.2	14.6
Inconveniences And Hardships Connected With Changes Of Station	5.2	8.3	8.0	5.7	4.8	4.0	3.0	5.7
Lack Of Opportunity For Air Force Training	2.2	0.5	2.6	1.5	2.2	3.7	1.4	2.8
Insecurity	4.7	2.2	5.6	6.6	5.6	2.9	1.0	2.8
Some Other Feature	4.4	6.4	4.9	5.0	4.2	4.6	2.9	3.2
Nothing Unfavorable	3.5	9.1	5.6	3.6	2.5	2.7	3.5	4.0
<u>MARITAL STATUS</u>								
(Married	83.6	97.6	95.2	94.3	88.8	68.1	49.3	91.5
(Have Never Been Married	11.9	0.7	1.5	2.2	6.8	24.1	46.8	2.4
Male: (Divorced And Not Remarried	1.1	0.7	1.2	0.9	1.3	0.9	0.5	2.8
(Legally Separated	0.3	0.2	0.4	0.2	0.3	0.2	0.1	1.6
(A Widower	0.2	0.5	0.5	0.4	0.1	0.1	0.1	0.4
(Married And Husband Is An Airman	0.1	-	-	-	0.1	0.3	-	-
(Married And Husband Is An Air Force Officer Or Warrant Officer	0.2	-	0.2	-	0.1	0.3	0.2	0.8
(Married And Husband Is Member Of Army, Navy Or Marine Corps	-	-	-	-	-	-	-	-
Female: (Married And Husband Is A Civilian	0.1	-	0.2	-	0.1	0.2	-	-
(Have Never Been Married	2.3	-	0.6	1.5	1.9	5.6	3.0	0.4
(Divorced And Not Remarried	0.2	-	0.2	0.1	0.2	0.2	0.1	-
(Legally Separated	-	-	-	0.1	-	-	-	-
(A Widow	-	0.2	-	-	-	-	-	-
<u>ACTIVE FEDERAL MILITARY SERVICE COMPLETED</u>								
Less Than 1 Year	7.9	0.7	0.9	0.8	3.0	2.8	57.7	1.2
1 Year	4.7	-	-	-	1.8	8.7	25.2	-
2 Years	5.1	-	0.1	0.3	2.7	21.2	5.9	0.4
3 Years	4.5	-	0.2	0.3	1.9	22.4	1.5	0.4
4 Years	4.1	0.2	0.1	0.5	1.9	19.7	1.7	1.2
5 Years	3.4	-	0.1	0.4	4.9	7.7	1.4	1.2
6 Years	2.9	0.2	0.1	0.3	5.6	3.4	1.0	0.8
7 Years	3.1	-	0.2	0.4	6.5	2.4	0.3	1.6
8 Years	4.1	0.2	0.2	0.6	8.8	2.5	1.0	-
9 Years	4.3	-	0.2	1.0	9.2	2.1	1.7	1.6
10 Years	3.8	0.5	0.3	1.3	7.9	1.7	0.6	2.0
11 Years	3.5	-	0.4	1.0	7.8	1.2	0.1	0.8

TABLE 152 — PERCENTAGED DISTRIBUTION OF USAF OFFICERS BY SELECTED CHARACTERISTICS AND ATTITUDES, BY GRADE IN WHICH SERVING — 31 MAY 1963 (CONTINUED)

SELECTED CHARACTERISTICS AND ATTITUDES	TOTAL	GRADE IN WHICH SERVING						
		Col	Lt Col	MaJ	Capt	1st Lt	2nd Lt	WO
<u>ACTIVE FEDERAL MILITARY SERVICE COMPLETED (Continued)</u>								
12 Years	4.0	0.2	0.6	1.7	8.7	0.7	0.3	1.6
13 Years	2.4	0.2	0.2	1.8	5.1	0.2	0.1	1.6
14 Years	3.1	-	0.2	4.7	5.6	0.2	0.3	0.4
15 Years	5.6	1.0	2.0	12.8	7.5	0.3	0.3	2.8
16 Years	5.1	0.7	3.0	17.6	3.7	0.6	0.3	1.6
17 Years	3.7	1.2	3.4	13.8	1.5	0.3	0.2	5.3
18 Years	3.3	2.2	5.7	11.4	1.0	0.2	0.1	4.9
19 Years	3.7	4.9	9.1	10.0	1.2	0.2	-	9.3
20 Years	5.8	11.2	23.4	10.2	1.4	0.5	0.3	13.4
21 Years	4.8	20.3	23.9	4.6	1.0	0.3	-	8.9
22 Years	4.1	28.4	16.4	3.0	0.8	0.5	0.2	15.9
23 Years	1.4	11.5	5.1	1.1	0.2	0.2	0.1	6.9
24 Years	0.5	5.4	1.1	0.2	0.1	0.1	-	4.5
25 Years	0.4	3.4	1.6	0.2	-	-	-	4.5
26 Years	0.3	2.2	0.7	0.3	-	-	-	2.8
27 Years	0.2	1.0	0.5	0.2	-	-	-	1.6
28 Years	0.1	2.0	0.2	-	-	-	-	1.6
29 Years	0.1	1.0	-	-	-	-	-	0.4
30 Years And Over	0.1	1.2	0.2	0.1	-	-	-	0.4
<u>TOTAL MILITARY SERVICE COMPLETED FOR PAY PURPOSES</u>								
Less Than 1 Year	6.6	1.0	1.0	1.3	1.8	1.5	53.2	1.7
1 Year	4.1	-	3.2	2.1	1.6	6.7	24.9	0.4
2 Years	4.2	2.7	5.3	2.3	1.9	17.5	7.4	1.3
3 Years	4.4	5.1	3.4	0.9	1.6	22.6	1.9	2.2
4 Years	3.7	3.7	1.4	1.3	1.7	17.9	1.0	2.6
5 Years	3.1	1.0	0.8	0.6	4.0	8.5	1.6	3.0
6 Years	2.9	1.0	0.3	0.5	5.5	4.0	1.4	0.9
7 Years	3.3	0.2	0.6	0.5	6.5	3.1	1.2	2.2
8 Years	4.3	-	-	0.4	8.4	4.4	2.0	1.3
9 Years	4.5	-	0.4	0.8	8.8	4.0	2.0	2.2
10 Years	4.1	0.7	0.6	1.2	8.5	2.4	1.0	1.7
11 Years	3.4	0.2	0.4	0.9	7.3	1.9	0.1	1.7
12 Years	4.0	1.5	0.5	1.3	8.6	1.3	0.5	1.7
13 Years	1.8	-	0.3	1.1	3.8	0.3	0.3	1.3
14 Years	1.9	0.2	0.3	1.1	3.9	0.6	0.1	0.4
15 Years	2.2	0.2	0.3	1.7	4.5	0.2	0.1	2.6
16 Years	1.6	-	0.4	2.6	2.5	0.2	0.2	1.3
17 Years	1.5	0.2	0.7	2.7	2.2	0.1	-	4.3
18 Years	1.5	-	0.8	2.0	1.9	0.2	-	4.3
19 Years	2.7	1.2	2.4	5.8	2.3	0.1	0.1	7.4
20 Years	10.7	6.4	17.9	26.6	6.2	0.9	0.3	12.1
21 Years	10.2	16.4	25.6	22.8	3.4	0.5	0.3	8.7
22 Years	6.8	21.8	17.8	11.8	2.0	0.5	0.2	15.6
23 Years	2.4	10.3	5.0	3.8	0.6	0.1	0.2	4.8
24 Years	1.3	5.6	3.0	1.5	0.3	0.3	-	3.5
25 Years	1.0	5.9	3.6	1.0	-	0.1	-	3.9
26 Years	0.6	3.2	1.4	0.9	0.1	0.1	-	3.5
27 Years	0.4	2.9	1.0	0.4	-	-	-	1.3
28 Years	0.2	2.4	0.4	0.1	-	-	-	1.3
29 Years	0.2	2.2	0.3	-	0.1	-	-	0.4
30 Years And Over	0.4	3.9	1.0	0.6	-	-	-	0.4
<u>ACTIVE FEDERAL MILITARY SERVICE IN PRESENT GRADE</u>								
<u>LEVEL</u>								
Less Than 4 Months	5.4	13.0	6.1	1.2	1.1	11.4	18.1	0.4
4 Through 7 Months	6.8	0.7	0.4	2.5	5.9	10.6	21.6	1.6
8 Through 12 Months	14.1	0.2	3.7	6.3	14.3	14.9	39.0	24.1
13 Through 17 Months	11.5	10.0	28.6	12.7	3.0	16.8	18.5	1.6
18 Through 23 Months	9.6	1.5	2.9	5.3	14.7	13.0	0.9	16.7
24 Through 29 Months	6.8	9.0	9.6	14.2	2.4	11.0	0.6	8.2
30 Through 35 Months	7.3	3.4	4.7	7.9	9.8	7.5	0.3	10.6

TABLE 152 - PERCENTAGED DISTRIBUTION OF USAF OFFICERS BY SELECTED CHARACTERISTICS AND ATTITUDES, BY GRADE IN WHICH SERVING - 31 MAY 1963 (CONTINUED)

SELECTED CHARACTERISTICS AND ATTITUDES	TOTAL	GRADE IN WHICH SERVING						
		Col	Lt Col	Maj	Capt	1st Lt	2nd Lt	WO
<u>ACTIVE FEDERAL MILITARY SERVICE IN PRESENT GRADE</u>								
<u>LEVEL (Continued)</u>								
36 Through 41 Months	6.0	3.9	3.7	9.6	5.8	8.1	0.3	6.9
42 Through 47 Months	2.8	-	1.5	2.1	5.0	1.6	-	2.9
48 Through 53 Months	5.2	6.1	5.2	6.2	7.2	1.6	0.3	7.3
54 Through 59 Months	1.1	-	1.1	1.0	1.6	0.8	0.1	1.2
60 Through 65 Months	4.2	4.4	4.4	3.6	6.9	0.7	0.1	2.9
66 Through 71 Months	0.6	0.7	0.9	0.5	0.8	0.2	-	2.4
72 Through 77 Months	3.5	4.2	5.7	4.1	4.8	0.2	0.1	4.1
78 Through 83 Months	1.2	0.5	1.0	0.9	2.2	0.4	-	2.0
84 Through 89 Months	2.8	2.9	2.7	3.1	4.4	0.2	0.3	2.0
90 Through 95 Months	1.3	0.2	0.8	1.5	2.3	0.1	-	1.6
96 Or More Months	9.8	39.1	17.0	17.4	7.9	0.9	0.1	3.3
<u>PROBABLE RETIREMENT DATE</u>								
Do Not Plan To Remain On Active Duty Until Retirement	8.6	0.5	0.6	1.0	8.6	20.0	17.3	0.8
Undecided About Remaining Until Retirement	10.7	6.3	1.7	1.6	7.2	22.1	34.6	5.3
(Before July 1963	0.8	1.0	1.6	1.6	0.4	0.2	0.1	2.0
(Jul 1963 Through Jun 1964	3.7	6.6	9.1	8.6	1.6	0.4	0.1	7.3
(Jul 1964 Through Jun 1965	2.4	6.1	7.5	4.3	0.9	0.5	0.1	7.7
(Jul 1965 Through Jun 1966	2.4	6.3	6.7	5.0	0.7	0.3	0.3	7.7
(Jul 1966 Through Jun 1967	2.7	4.1	5.2	7.5	1.3	0.3	0.2	4.9
Expect To Retire: (Jul 1967 Through Jun 1968	2.9	5.4	4.0	6.9	2.2	0.2	0.3	4.9
(Jul 1968 Through Jun 1969	2.9	3.9	3.9	4.9	3.4	0.3	-	4.0
(Jul 1969 Through Jun 1970	2.7	9.5	4.2	3.5	2.7	0.3	0.1	4.9
(Jul 1970 Through Jun 1971	2.1	5.1	2.2	1.8	3.0	0.3	0.1	6.5
(Jul 1971 Through Jun 1972	2.3	3.2	3.1	2.0	3.4	0.3	0.2	4.0
(Jul 1972 Through Jun 1973	2.7	1.7	4.0	3.2	3.5	0.9	0.5	2.4
(After June 1963	15.9	4.1	3.1	6.4	24.4	20.7	12.7	6.9
Plan To Remain On Active Duty As Long As Possible	27.5	21.2	27.9	30.6	29.4	25.6	22.5	14.2
Undecided	9.6	14.9	15.1	10.7	7.2	7.4	11.1	16.6
<u>DEPENDENTS BY TYPE</u>								
Wife Or (None	8.0	1.5	3.2	3.9	5.7	13.3	31.1	6.6
Husband: (Yes	92.0	98.5	96.8	96.1	94.3	86.7	68.9	93.4
(None	18.9	8.6	9.9	10.2	12.7	35.8	66.9	16.1
(Yes, One	17.5	15.7	14.2	13.4	16.3	30.2	19.2	16.1
(Two	27.5	29.9	29.8	29.4	31.0	21.2	9.0	26.4
(Three	20.3	25.2	23.8	24.9	23.2	8.7	3.7	21.1
Dependent Children: (Four	9.7	11.0	12.9	12.3	11.2	2.8	0.7	11.2
(Five	3.9	6.6	5.7	6.0	3.6	0.7	0.3	5.8
(Six	1.4	2.0	2.8	2.1	1.3	0.1	0.1	0.8
(Seven	0.6	0.5	0.6	1.1	0.5	0.4	-	1.7
(Eight Or More	0.3	0.5	0.3	0.5	0.1	0.1	0.1	0.8
Dependent Parents: (None	95.4	91.1	91.2	93.0	96.6	98.2	99.0	94.1
(Yes, One	4.2	8.2	8.1	6.2	3.2	1.6	0.8	5.1
(Two	0.3	0.5	0.5	0.5	0.1	0.1	-	0.8
(Three	0.1	0.2	0.1	0.1	0.1	0.1	-	-
(Four Or More	0.1	-	0.1	0.2	-	0.1	0.1	-
Other Dependent Adults: (None	98.4	97.0	96.9	97.8	98.8	99.4	99.0	98.7
(Yes, One	1.3	2.7	2.3	2.0	1.0	0.5	0.7	0.8
(Two	0.2	0.2	0.5	0.2	0.1	-	-	-
(Three	0.1	-	0.2	-	0.1	0.1	-	0.4
(Four Or More	0.1	-	0.1	0.1	-	-	0.3	-
<u>NUMBER OF DEPENDENTS</u>								
None	5.4	0.2	1.3	2.0	3.8	11.4	22.5	2.1
One	13.2	6.9	8.2	7.8	8.8	24.4	44.2	11.6
Two	17.4	15.7	13.8	13.1	16.2	30.2	19.0	17.8
Three	26.5	27.9	27.3	28.4	30.0	21.1	9.3	26.9
Four	20.4	25.7	24.8	24.4	23.6	8.6	3.3	20.2

TABLE 152 — PERCENTAGED DISTRIBUTION OF USAF OFFICERS BY SELECTED CHARACTERISTICS AND ATTITUDES, BY GRADE IN WHICH SERVING — 31 MAY 1963 (CONTINUED)

SELECTED CHARACTERISTICS AND ATTITUDES	TOTAL	GRADE IN WHICH SERVING						
		Col	Lt Col	Maj	Capt	1st Lt	2nd Lt	WO
<u>NUMBER OF DEPENDENT (Continued)</u>								
Five	10.2	12.0	13.6	13.6	11.4	3.0	0.8	12.8
Six	4.3	8.3	6.7	6.5	4.0	0.7	0.5	5.4
Seven	1.6	2.0	3.1	2.6	1.4	0.2	0.1	0.8
Eight	0.6	0.7	0.8	1.2	0.5	0.3	-	1.7
Nine Or More	0.3	0.5	0.4	0.6	0.1	0.1	0.3	0.8
<u>ENTITLED TO QUARTERS' ALLOWANCE</u>								
No	7.8	4.4	2.5	2.5	5.2	13.1	27.2	2.8
Yes, But No Cash Payment, Government Quarters Provided For Dependents	35.4	47.7	44.1	40.3	38.7	25.5	15.1	37.2
Yes, Receive Part Of Allowance In Cash, Government Quarters Provided For Dependents	0.7	0.2	1.0	0.6	0.8	0.4	0.6	0.4
Yes, Receive Cash Payments At "Without" Dependent Rate	8.1	0.7	2.3	2.3	5.9	18.5	20.9	1.6
Yes, Receive Cash Payments At "With" Dependent Rate	48.0	46.9	50.1	54.2	49.5	42.6	36.2	57.9
<u>LEVEL OF EDUCATION WHEN FIRST ENTERED MILITARY SERVICE</u>								
Less Than High School Graduate	2.1	1.2	2.2	2.3	1.7	1.6	0.9	16.5
High School Graduate	20.4	12.9	31.9	33.4	18.6	9.9	3.4	54.0
Less Than Two Years Of College	12.2	7.1	15.7	18.3	11.8	10.8	3.1	12.9
Registered Nurse Diploma	2.4	0.0	0.6	1.5	2.0	6.0	3.1	0.8
Two Years Or More Of College, No Degree	14.9	33.9	22.6	18.0	14.5	10.3	4.9	8.5
College Degree (BS, BA Or Equivalent, Except LL.B)	36.5	31.7	17.0	17.0	36.1	52.9	75.9	5.6
Bachelor Of Divinity (BD)	0.4	0.2	0.7	0.4	0.4	0.2	-	-
Law Degree (LL.B)	1.2	1.7	1.7	1.4	1.2	1.4	0.2	-
Postgraduate Work Beyond Bachelor Degree	3.2	3.2	2.7	2.5	3.1	3.2	6.1	0.4
Master's Degree	2.1	2.0	1.9	2.8	1.9	2.4	2.2	0.4
Doctorate Degree	0.2	0.2	0.2	0.2	0.2	0.3	-	0.4
Medical Or Dental Degrees (MD, DDS, Vet'n, Etc.)	4.3	5.9	2.7	2.0	8.4	1.0	0.3	0.4
<u>HIGHEST LEVEL OF EDUCATION AT PRESENT (Count General Educational Development Credit)</u>								
Less Than High School Graduate	0.3	0.2	0.4	0.5	0.2	0.2	0.3	1.2
High School Graduate	6.9	4.1	8.9	11.6	5.8	3.5	0.8	32.4
Less Than Two Years Of College	12.7	5.4	13.7	17.2	12.9	12.5	2.6	30.0
Registered Nurse Diploma	2.1	-	0.5	0.9	1.7	5.7	2.9	0.8
Two Years Or More Of College, No Degree	21.4	23.9	32.3	28.8	21.3	14.6	5.7	26.7
College Degree (BS, BA Or Equivalent, Except LL.B)	34.0	28.3	18.7	18.8	30.8	48.9	73.8	5.7
Bachelor Of Divinity (BD)	0.4	0.2	0.7	0.5	0.5	0.2	0.2	-
Law Degree (LL.B)	1.3	2.4	2.2	1.4	1.2	1.5	0.2	-
Postgraduate Work Beyond Bachelor Degree	8.1	7.6	8.1	6.5	8.5	8.3	10.6	2.0
Master's Degree	7.7	21.0	10.8	10.8	7.8	3.3	2.2	0.8
Doctorate Degree	0.5	1.2	1.1	0.6	0.5	0.3	-	-
Medical Or Dental Degrees (MD, DDS, Vet'n, Etc.)	4.6	5.6	2.7	2.0	8.8	1.0	0.8	0.4
<u>IMPORTANCE OF AIR FORCE EDUCATION SERVICES PROGRAM (OFF-DUTY) ON CAREER</u>								
No	79.1	91.2	86.8	84.9	78.1	72.1	70.7	79.8
(Tuition Assistance	8.3	3.9	5.2	6.7	8.3	10.6	12.2	10.5
(Opportunity For Temporary Duty	6.5	2.7	4.0	4.4	7.0	9.4	8.6	3.2
Yes, And Phase Most Important Was: (Group Study Classes	0.6	0.5	0.7	0.7	0.5	0.5	0.6	0.8
(Language Study	0.6	0.5	0.8	0.3	0.5	0.9	0.6	0.8
(Correspondence Study (United States Armed Forces Institute and Extension Course Institute)	2.6	0.7	1.0	1.8	3.0	3.4	3.3	3.6
(Other	2.3	0.5	1.5	1.1	2.6	3.1	4.0	1.2

TABLE 152 — PERCENTAGED DISTRIBUTION OF USAF OFFICERS BY SELECTED CHARACTERISTICS AND ATTITUDES, BY GRADE IN WHICH SERVING — 31 MAY 1963 (CONTINUED)

SELECTED CHARACTERISTICS AND ATTITUDES	TOTAL	GRADE IN WHICH SERVING						
		Col	Lt Col	Maj	Capt	1st Lt	2nd Lt	WO
<u>PRESENTLY IN FOR COMPLETION WITHIN 30 DAYS AN AIR FORCE EDUCATION SERVICES COURSE</u>								
No	62.4	83.3	71.0	67.1	56.7	54.1	75.3	58.0
(Tuition Assistance College Level	9.7	7.0	9.1	9.8	11.3	10.1	4.1	8.7
(Final Semester Temporary Duty.	0.7	1.2	0.8	0.8	0.8	0.7	0.2	1.7
(Final Year Temporary	0.4	0.5	0.9	0.3	0.4	0.3	0.7	0.3
(Short Term Temporary Duty.	0.4	-	0.3	0.2	0.3	0.5	1.0	0.3
(Elementary Group Study	0.1	0.2	0.1	0.2	0.1	0.1	-	0.0
(High School Group Study.	0.1	-	0.1	-	0.1	0.2	-	0.0
Yes, And								
Participation								
Is/Was:								
(Foreign Language Or Language Laboratory								
Group Study.	2.9	1.2	2.9	2.6	3.1	3.8	1.5	4.9
(College Level Group Study.	1.7	0.7	1.2	1.4	2.1	2.3	0.8	1.4
(Technical/Vocational Group Study	0.3	0.2	0.3	0.1	0.3	0.4	0.4	0.3
(United States Armed Forces Institute								
Correspondence Study	4.9	0.7	2.3	3.4	5.5	8.0	4.1	4.2
(United States Armed Forces Institute								
Testing.	1.3	0.2	0.8	0.8	1.7	1.9	0.5	1.7
(Extension Course Institute	11.7	1.2	4.9	10.3	14.0	15.5	9.1	14.0
(Other.	3.4	3.7	5.5	2.9	3.7	2.6	2.2	4.2

Source: Data Application Division, Data Services Center, Comptroller of the Air Force

TABLE 153 -- PERCENTAGED DISTRIBUTION OF USAF AIRMEN BY SELECTED CHARACTERISTICS AND ATTITUDES, BY GRADE IN WHICH SERVING - 31 MAY 1963

SELECTED CHARACTERISTICS AND ATTITUDES	TOTAL	GRADE IN WHICH SERVING							
		MSgt	TSgt	SSgt	A1C	A2C	A3C	AB	AC
<u>ACTUAL AIRMAN STRENGTH - TOTAL</u> (Rounded to nearest tenth thousand)	733.1	47.3	66.6	147.9	160.4	171.8	122.9	15.7	.5
<u>PER CENT - TOTAL</u>	100.0	100.0	100.0	100.0	100.0	100.0	100.0	100.0	100.0
<u>AGE ON LAST BIRTHDAY</u>									
17 Years Or Younger	1.3	0.7	1.3	0.6	0.2	0.2	3.8	13.7	-
18 Years	4.4	0.2	0.2	0.3	0.3	2.2	20.0	22.5	-
19 Years	8.4	0.2	0.2	0.2	0.6	12.4	28.9	26.8	-
20 Years	11.3	0.3	0.7	0.5	4.9	26.1	21.1	16.3	28.0
21 Years	10.3	0.9	0.7	0.6	10.8	23.6	11.5	9.4	20.0
22 Years	7.0	0.3	0.4	0.9	11.5	12.8	6.4	6.3	24.0
23 Years	5.1	0.2	0.3	1.1	9.3	8.5	4.5	2.6	12.0
24 Years	4.0	-	0.1	1.4	9.8	5.5	1.2	0.5	8.0
25 Years	3.8	0.3	0.4	2.9	10.5	3.0	0.7	0.2	-
26 Years	3.6	0.1	0.6	5.1	9.5	1.2	0.5	0.2	4.0
27 Years	3.6	0.1	1.0	8.0	7.6	0.9	0.3	0.2	-
28 Years	3.5	0.2	1.9	9.2	5.7	0.7	0.1	-	-
29 Years	3.4	0.4	3.6	9.8	4.1	0.6	0.1	0.2	-
30 Years	3.3	0.9	4.2	10.5	3.0	0.5	-	0.3	-
31 Years	3.4	1.9	8.2	9.3	2.7	0.3	0.1	0.2	-
32 Years	3.5	3.8	11.1	8.2	2.1	0.4	0.2	-	-
33 Years	3.2	4.5	11.8	6.9	1.7	0.2	-	-	-
34 Years	2.3	5.7	8.3	4.6	1.0	0.2	0.1	0.2	-
35 Years	2.0	4.2	7.4	3.8	0.9	0.1	-	-	-
36 Years	1.5	3.9	4.5	3.2	0.8	0.1	0.1	0.2	-
37 Years	1.2	4.2	4.7	1.8	0.6	0.1	-	0.2	-
38 Years	1.3	6.1	3.9	2.2	0.6	0.1	-	-	-
39 Years	1.3	6.9	4.2	1.7	0.3	0.1	-	-	-
40 Years	1.0	6.5	3.1	1.2	0.3	-	-	-	-
41 Years	1.2	8.4	3.3	1.4	0.2	0.1	0.1	-	-
42 Years	1.1	7.1	3.3	1.1	0.3	0.1	-	-	4.0
43 Years	0.8	6.5	2.3	0.6	0.3	-	-	-	-
44 Years	0.7	5.3	1.7	0.6	0.1	0.1	-	-	-
45 Years	0.6	5.0	1.3	0.4	0.1	-	-	0.2	-
46 Years	0.5	3.6	1.3	0.3	0.1	-	-	-	-
47 Years And Older	1.5	11.1	4.3	1.6	0.4	0.1	-	-	-
<u>ENLISTMENTS (INCLUDING DRAFTS AND RECALLS)</u>									
<u>SERVED</u>									
On First AF Enlistment, No Prior Military Service	46.0	1.6	1.8	2.9	31.4	86.6	95.7	95.2	88.0
Second Or Later (Reenlisted Immediately (Within AF Enlistment And 24 Hours)	33.1	55.9	58.8	61.6	46.1	5.6	1.1	1.7	-
On Last Reenlist- (Reenlisted Within 2 - 90 Days	2.6	1.5	2.7	5.6	4.4	0.4	0.2	0.5	-
ment: (Reenlisted After 90 Days	1.9	0.7	0.9	1.5	3.5	2.5	0.5	0.5	-
On First AF Enlistment, With Prior Military Service. Second Or Later (Reenlisted Immediately (Within AF Enlistment And 24 Hours)	2.2	0.8	1.3	1.8	2.4	3.3	2.1	1.5	4.0
On Last Reenlist- (Reenlisted Within 2 - 90 Days	13.1	38.3	32.9	24.8	10.6	1.0	0.3	0.5	8.0
ment: (Reenlisted After 90 Days	0.5	0.9	0.9	1.1	0.7	0.1	-	-	-
	0.5	0.4	0.7	0.7	0.9	0.4	-	-	-
<u>MOST FAVORABLE FEATURES OF AIR FORCE CAREER</u>									
Adventure, Travel, New Experiences	16.8	6.8	8.5	11.5	17.9	22.5	21.8	17.5	28.0
Opportunities For More Training And Education	31.1	11.4	14.2	20.3	30.0	38.1	49.8	58.6	44.0
Retirement Benefits	22.2	51.3	47.8	38.6	18.0	8.3	4.4	3.4	12.0
Job Responsibilities	1.7	2.1	1.3	1.7	1.2	2.0	1.9	1.7	-
Prestige And Status In The Air Force	2.9	3.9	3.0	3.1	2.6	2.4	3.0	3.8	8.0
Pay And Allowances	2.1	3.3	3.1	2.9	2.4	1.2	1.0	1.7	-
Air Force A Good Place To Raise Family	1.7	1.9	2.5	2.5	2.3	1.0	0.8	0.5	-
Like Military Life In General	6.6	12.2	9.9	10.2	7.9	3.1	1.9	1.5	-
Like Flying And Aviation	2.2	1.9	2.1	1.7	2.3	2.8	2.1	1.4	4.0

TABLE 153 - PERCENTAGED DISTRIBUTION OF USAF AIRMEN BY SELECTED CHARACTERISTICS AND ATTITUDES, BY GRADE IN WHICH SERVING - 31 MAY 1963 (CONTINUED)

SELECTED CHARACTERISTICS AND ATTITUDES	TOTAL	GRADE IN WHICH SERVING							
		MSGt	TSgt	SSgt	A1C	A2C	A3C	AB	AC
MOST FAVORABLE FEATURES OF AIR FORCE CAREER (Continued)									
Like My Job	5.3	3.4	4.4	4.4	6.8	6.4	4.3	1.9	-
Like My Duty Assignments	0.6	0.5	0.7	0.6	0.6	0.6	0.5	0.7	-
Some Other Feature	1.8	0.9	1.1	1.1	1.9	2.7	1.9	1.4	4.0
Nothing Favorable	5.0	0.6	1.3	1.4	5.9	8.9	6.6	5.8	-
MOST UNFAVORABLE FEATURES OF AIR FORCE CAREER									
Don't Like Military Life In General	5.2	0.7	0.6	1.0	5.2	9.8	8.1	6.7	4.0
Not Enough Promotion Opportunities	39.1	15.7	44.2	51.4	47.6	35.6	27.7	14.4	16.0
Plan On Going To School Or College	2.7	0.2	0.4	0.5	2.4	5.0	4.5	2.6	24.0
Doesn't Provide The Kind Of Work I Like Or Trained To Do	6.1	2.5	1.5	2.8	4.6	7.6	13.1	13.7	-
Inadequate Pay	24.8	40.3	29.6	22.8	20.3	25.1	24.1	21.1	16.0
Advancement Based Too Strongly On Seniority	2.5	1.4	1.8	1.6	2.5	2.8	4.0	4.3	4.0
Housing Inadequate, Too Expensive, Or Not Available On Base	4.1	7.4	5.2	6.1	4.4	2.5	1.8	1.5	4.0
Separations From Family, Friends Or Home Town Inconveniences And Hardships Connected With Changes Of Station	6.4	12.2	7.2	5.5	5.2	4.8	7.1	17.8	20.0
Lack Of Opportunity For Air Force Training	3.0	9.3	4.5	3.6	2.3	1.6	1.8	2.1	8.0
Insecurity	1.5	0.7	0.7	1.3	1.5	1.7	2.4	1.7	-
Some Other Feature	0.8	2.2	0.8	0.9	0.8	0.7	0.4	0.7	-
Nothing Unfavorable	1.5	2.9	1.8	0.9	1.6	1.3	1.6	4.3	4.0
Nothing Unfavorable	2.2	4.3	1.7	1.6	1.5	1.5	3.4	9.2	-
PRESENT AIR FORCE PLANS									
If Had The Chance, Would Separate Immediately	9.0	1.0	1.3	2.9	10.5	15.2	12.3	12.2	-
Plan To Separate When Current Enlistment Ends	21.2	2.5	3.3	5.7	22.0	35.2	35.5	26.4	8.0
Undecided	24.6	8.2	7.5	12.3	24.9	33.6	39.9	40.8	40.0
Plan To Reenlist One (Or More) Times	5.3	4.7	3.1	3.7	6.0	6.7	5.6	8.0	8.0
(20 Years Service)	24.6	30.9	52.3	50.5	25.0	6.0	3.8	6.8	20.0
(21 Years Service)	2.2	6.3	5.5	3.8	1.7	0.4	0.2	0.2	-
(22 Years Service)	3.5	9.6	8.3	6.8	2.4	0.5	0.2	0.7	-
(23 Years Service)	0.6	2.6	1.3	1.0	0.4	0.1	-	-	-
Plan To Remain On Active Duty	0.6	3.0	1.8	0.8	0.2	-	-	-	-
(24 Years Service)	0.6	2.7	0.7	1.1	0.4	0.2	0.1	0.7	-
(25 Years Service)	0.8	6.0	2.0	0.7	0.3	-	-	-	-
Until Retirement With:	0.1	0.3	0.1	0.1	-	-	-	0.2	-
(26 Years Service)	0.1	0.6	0.1	-	-	-	-	0.2	-
(27 Years Service)	0.2	0.1	0.1	-	-	-	-	-	-
(28 Years Service)	2.8	11.9	5.8	4.5	1.8	0.5	0.6	0.7	4.0
(29 Years Service)	4.1	9.4	6.8	6.0	4.1	1.7	1.7	3.3	20.0
(30 Years Service)									
Plan To Remain On Active Duty As Long As Possible	4.1	9.4	6.8	6.0	4.1	1.7	1.7	3.3	20.0
PROBABLE RETIREMENT DATE									
Do Not Plan To Remain On Active Duty Until Retirement	28.6	1.1	2.1	6.6	31.5	50.5	45.3	32.5	8.0
Undecided About Remaining Until Retirement	16.5	1.2	3.5	9.9	21.9	23.3	21.4	12.0	4.0
(Before July 1963)	0.5	1.7	1.0	0.6	0.3	0.3	0.2	0.9	-
(July 1963 Through June 1964)	2.1	13.2	5.4	2.0	0.6	0.7	0.2	0.3	-
(July 1964 Through June 1965)	2.1	9.8	6.0	2.3	0.8	0.9	0.3	0.9	4.0
(July 1965 Through June 1966)	2.5	9.4	7.9	2.8	0.8	0.9	1.3	0.9	-
(July 1966 Through June 1967)	2.4	8.2	7.9	3.2	0.9	0.2	1.6	2.1	-
Expect To Retire:	2.9	9.7	11.8	5.0	0.7	0.2	0.1	-	-
(July 1967 Through June 1968)	2.4	6.6	8.8	4.7	1.0	0.1	0.1	-	-
(July 1968 Through June 1969)	2.0	4.7	5.7	4.1	1.0	0.3	0.1	-	-
(July 1969 Through June 1970)	3.0	4.2	7.2	7.7	1.7	0.4	0.2	0.2	-
(July 1970 Through June 1971)	3.3	2.7	5.6	10.1	2.3	0.3	0.2	0.5	-
(July 1971 Through June 1972)	3.0	2.9	4.3	8.0	2.9	0.4	0.2	0.2	4.0
(July 1972 Through June 1973)	12.0	5.6	9.3	21.1	20.5	5.4	3.7	7.2	20.0
(After June 1973)	4.6	9.8	7.2	6.4	4.9	2.1	2.3	3.4	20.0
Plan To Remain On Active Duty As Long As Possible	4.6	9.8	7.2	6.4	4.9	2.1	2.3	3.4	20.0
Undecided	11.9	9.3	6.4	5.4	8.2	14.0	22.6	39.0	40.0

TABLE 153 - PERCENTAGED DISTRIBUTION OF USAF AIRMEN BY SELECTED CHARACTERISTICS AND ATTITUDES, BY GRADE IN WHICH SERVING - 31 MAY 1963 (CONTINUED)

SELECTED CHARACTERISTICS AND ATTITUDES	TOTAL	GRADE IN WHICH SERVING							
		MSgt	TSgt	SSgt	A1C	A2C	A3C	AB	AC
IMPORTANCE OF AIR FORCE EDUCATION SERVICES PROGRAM (OFF-DUTY) ON CAREER									
No	73.6	83.4	80.8	74.7	72.4	74.2	66.4	61.9	64.0
(Tuition Assistance	8.6	6.3	7.2	7.0	8.2	9.5	11.4	11.7	8.0
(Opportunity For Temporary Duty	1.1	1.3	1.0	0.8	0.9	1.1	1.7	1.4	12.0
Yes, And Phase Most Important Was:									
(Group Study Classes	2.4	1.7	2.0	3.0	3.3	1.7	1.8	2.9	-
(Language Study	0.6	0.3	0.4	0.7	0.7	0.6	0.5	1.4	-
(Correspondence Study (United States Armed Forces Institute and Extension Course Institute)	11.0	6.1	7.8	11.9	12.5	10.1	13.1	12.3	8.0
(Other	2.6	0.8	0.8	1.9	1.9	3.0	5.0	8.4	8.0
PRESENTLY IN FOR COMPLETION WITHIN 30 DAYS AN AIR FORCE EDUCATION SERVICES COURSE									
No	56.8	58.7	48.1	48.5	49.0	49.7	56.5	84.4	84.6
(Tuition Assistance College Level	5.1	5.6	6.0	4.5	5.0	5.9	3.7	0.7	3.8
(Final Semester Temporary Duty	0.1	0.5	0.6	0.2	0.2	0.3	0.3	0.1	-
(Final Year Temporary Duty	0.2	0.1	0.1	0.2	0.2	0.1	0.1	-	-
(Short Term Temporary Duty	0.2	-	0.3	0.3	0.2	0.3	0.4	0.4	-
(Elementary Group Study	0.2	0.2	0.1	0.2	0.2	0.2	0.1	0.3	-
(High School Group Study	1.4	0.5	1.5	1.4	1.7	1.5	1.6	1.0	-
(Foreign Language Or Language Laboratory Group Study	0.9	0.9	0.9	1.0	1.2	0.7	0.7	0.1	-
Yes, And Participation Is/Was:									
(College Level Group Study	2.1	1.8	2.3	2.4	2.5	3.1	2.4	0.2	3.8
(Technical/Vocational Group Study	0.6	0.8	0.8	1.0	0.7	0.7	0.9	0.7	-
(United States Armed Forces Institute Correspondence Study	5.9	5.2	7.0	6.2	7.0	7.3	4.9	1.9	-
(United States Armed Forces Institute Testing	1.0	1.6	1.8	1.7	1.8	1.6	1.7	1.2	-
(Extension Course Institute	24.1	22.4	27.7	29.5	27.5	25.7	24.0	7.0	-
(Other	1.5	1.7	2.8	2.9	2.8	2.9	2.7	2.0	7.8
ACTIVE FEDERAL MILITARY SERVICE IN PRESENT GRADE LEVEL									
Less Than 4 Months	10.5	12.7	3.4	4.8	7.0	10.0	18.3	76.7	28.0
4 Through 7 Months	12.3	8.7	9.8	3.6	9.1	13.7	28.1	9.1	52.0
8 Through 11 Months	12.8	2.5	2.9	4.7	12.8	18.9	24.1	5.5	16.0
12 Through 17 Months	13.8	13.6	5.0	5.4	13.3	23.2	17.2	3.4	-
18 Through 23 Months	7.7	4.4	4.0	3.8	8.0	13.5	7.5	1.9	-
24 Through 29 Months	6.7	11.0	3.6	3.7	9.5	10.1	2.5	0.9	-
30 Through 35 Months	3.7	3.3	2.4	3.6	6.3	4.0	1.2	0.3	-
36 Through 41 Months	3.3	4.5	1.5	3.4	6.8	2.4	0.4	0.2	-
42 Through 47 Months	1.7	1.6	2.0	2.3	3.5	0.8	0.2	-	-
48 Through 53 Months	2.0	2.2	1.8	3.2	3.8	0.7	-	-	-
54 Through 59 Months	1.3	1.3	2.1	2.7	1.6	0.5	0.1	-	-
60 Through 65 Months	2.2	1.0	3.6	5.5	2.7	0.5	0.1	-	-
66 Through 71 Months	1.8	1.0	2.6	4.7	2.1	0.2	-	0.7	-
72 Through 77 Months	3.0	1.9	5.2	6.9	4.1	0.4	0.1	0.2	-
78 Through 83 Months	1.9	1.7	4.2	4.3	2.0	0.2	0.1	0.2	-
84 Through 89 Months	2.7	2.7	6.0	6.8	2.3	0.3	-	0.5	-
90 Through 95 Months	1.6	1.9	3.9	4.0	1.2	0.1	-	-	-
96 Or More Months	11.3	24.1	36.0	26.5	4.1	0.6	0.2	0.5	4.0
MONTHS OF ACTIVE FEDERAL MILITARY SERVICE IN PREVIOUS LOWER GRADE									
Not Promoted Or Question Doesn't Apply	5.4	1.5	1.1	2.2	2.3	1.6	14.1	77.2	60.0
Less Than 4 Months	13.7	1.0	0.5	1.0	0.8	2.3	74.7	13.0	20.0
4 Through 7 Months	3.9	1.1	0.6	1.5	1.1	11.0	3.3	1.7	4.0
8 Through 11 Months	11.5	1.9	2.0	3.9	4.7	37.1	3.0	2.4	-
12 Through 17 Months	18.5	6.6	5.1	20.2	26.4	31.2	1.8	2.7	8.0
18 Through 23 Months	10.3	5.5	6.2	15.4	16.4	10.4	1.1	1.4	-
24 Through 29 Months	8.3	9.5	9.1	12.5	15.1	3.5	1.0	1.0	4.0
30 Through 35 Months	4.8	4.4	6.1	7.4	10.1	0.9	0.2	-	-

TABLE 153 - PERCENTAGED DISTRIBUTION OF USAF AIRMEN BY SELECTED CHARACTERISTICS AND ATTITUDES, BY GRADE IN WHICH SERVING - 31 MAY 1963 (CONTINUED)

SELECTED CHARACTERISTICS AND ATTITUDES	GRADE IN WHICH SERVING								
	MSgt	TSgt	SSgt	AlC	A2C	A3C	AB	AC	
<u>MONTHS OF ACTIVE FEDERAL MILITARY SERVICE IN PREVIOUS LOWER GRADE (Continued)</u>									
36 Through 41 Months	4.9	6.0	9.9	7.9	8.4	0.7	0.2	-	-
42 Through 47 Months	2.6	2.5	6.3	3.7	4.7	0.2	0.2	0.2	-
48 Through 53 Months	3.3	5.4	8.3	5.4	4.5	0.2	0.1	-	-
54 Through 59 Months	1.6	2.3	4.3	3.1	2.0	0.1	-	0.2	-
60 Or More Months	11.3	52.3	40.3	15.7	3.7	0.6	0.3	0.2	4.0
<u>TOTAL MILITARY SERVICE COMPLETED FOR PAY PURPOSES</u>									
Less Than 4 Months	3.2	-	0.7	1.0	0.4	0.6	9.2	62.8	20.0
4 Through 11 Months	8.9	0.2	0.2	0.2	0.5	2.9	47.0	11.8	52.0
1 Year	10.0	0.5	0.2	0.5	0.8	21.6	26.4	8.7	8.0
2 Years	13.7	0.5	0.8	0.9	7.8	40.7	11.3	7.9	4.0
3 Years	9.5	0.4	0.7	0.5	18.2	19.9	2.9	4.5	-
4 Years	2.8	0.1	-	0.5	8.0	3.5	0.7	0.9	-
5 Years	2.1	0.1	0.2	0.7	6.2	2.2	0.3	0.3	4.0
6 Years	2.8	0.1	0.2	1.6	8.7	1.8	0.4	-	4.0
7 Years	3.3	0.2	0.2	3.2	10.0	1.5	0.2	0.3	-
8 Years	4.4	0.1	0.7	7.4	10.9	1.3	0.4	0.3	4.0
9 Years	3.9	0.1	1.2	9.4	7.4	0.9	0.2	0.3	-
10 Years	3.8	0.4	2.9	10.9	5.1	0.6	0.1	0.2	-
11 Years	5.0	1.2	6.7	14.7	5.3	0.6	0.1	0.5	-
12 Years	4.3	1.7	9.3	12.0	3.6	0.4	0.2	-	-
13 Years	2.2	1.4	6.1	6.1	1.4	0.2	0.1	0.3	-
14 Years	2.7	3.6	9.4	6.3	1.4	0.2	0.1	-	-
15 Years	3.4	6.4	13.9	6.9	0.9	0.2	0.1	0.2	-
16 Years	2.4	7.1	9.4	4.3	0.7	0.1	-	0.3	-
17 Years	2.3	8.5	9.1	3.5	0.7	0.1	0.1	-	-
18 Years	2.1	10.0	7.7	2.7	0.7	0.1	0.1	0.3	-
19 Years	2.1	11.7	7.6	2.8	0.3	0.1	-	-	-
20 Years	2.2	15.9	6.2	2.3	0.4	-	-	-	4.0
21 Years	1.3	12.0	3.4	0.7	0.2	0.2	-	-	-
22 Years	0.8	7.9	1.7	0.4	0.1	-	-	0.2	-
23 Years	0.4	4.3	0.5	0.2	0.1	-	-	-	-
24 Years	0.1	1.4	0.2	0.1	-	-	-	-	-
25 Years	0.1	1.1	0.2	-	-	-	-	-	-
26 Years	0.1	1.5	-	-	-	-	-	-	-
27 Years	0.1	0.7	0.3	0.1	-	-	-	-	-
28 Years	-	0.3	-	-	-	-	-	-	-
29 Years	0.1	0.5	0.2	0.1	-	-	-	-	-
<u>MARITAL STATUS</u>									
(Married)	56.8	93.6	90.4	87.2	67.0	32.3	14.0	12.3	12.0
(Have Never Been Married)	39.5	3.5	5.3	8.2	29.0	65.3	82.4	84.8	80.0
Male: (Divorced And Not Remarried)	2.1	1.4	2.8	3.2	2.3	1.4	1.3	0.7	-
(Legally Separated)	0.5	0.5	0.6	0.7	0.7	0.2	0.3	0.3	-
(A Widower)	0.2	0.5	0.4	0.2	0.2	0.1	0.3	-	-
(Married And Husband Is An Airman)	0.1	0.1	-	-	0.1	0.2	0.2	-	-
(Married And Husband Is An Officer Or WO)	-	-	0.1	-	0.1	-	-	-	-
(Married And Husband Is Member Of Army, Navy Or Marine Corps)	-	-	-	-	-	-	-	-	-
Female: (Married And Husband Is A Civilian)	-	-	-	-	-	-	-	-	-
(Have Never Been Married)	0.5	0.2	0.3	0.2	0.4	0.5	1.2	1.9	8.0
(Divorced And Not Remarried)	-	0.2	-	0.1	0.1	-	-	-	-
(Legally Separated)	-	-	-	-	-	-	-	-	-
(A Widow)	-	-	0.1	-	-	-	-	-	-
<u>DEPENDENTS BY TYPE</u>									
Wife Or (None)	18.0	2.9	4.4	5.4	11.6	36.5	64.3	56.2	88.0
Husband: (Yes)	82.0	97.1	95.6	94.6	88.4	63.5	35.7	43.8	12.0

TABLE 153 - PERCENTAGED DISTRIBUTION OF USAF AIRMEN BY SELECTED CHARACTERISTICS AND ATTITUDES, BY GRADE IN WHICH SERVING - 31 MAY 1963 (CONTINUED)


SELECTED CHARACTERISTICS AND ATTITUDES	TOTAL	GRADE IN WHICH SERVING								
		MSgt	TSgt	SSgt	A1C	A2C	A3C	AB	AC	
<u>DEPENDENTS BY TYPE (Continued)</u>										
Dependent Children:	(None)	31.8	12.4	12.5	13.2	28.4	62.9	83.8	77.9	75.0
	(Yes, One)	19.5	15.5	15.2	17.1	25.5	24.4	11.7	10.1	8.3
	(Two)	21.8	28.4	27.3	28.3	25.0	9.2	2.6	6.0	8.3
	(Three)	15.2	23.5	23.4	22.7	13.6	2.4	0.9	4.7	8.3
	(Four)	7.4	12.4	12.7	11.7	5.0	0.9	0.5	0.7	-
	(Five)	2.8	4.7	5.8	4.3	1.6	0.2	0.3	0.7	-
	(Six)	1.0	1.7	1.8	1.7	0.6	0.1	0.1	-	-
	(Seven)	0.4	0.9	0.9	0.6	0.2	-	0.1	-	-
(Eight Or More)	0.2	0.4	0.4	0.3	0.1	-	-	-	-	
Dependent Parents:	(None)	96.4	95.9	96.5	96.9	97.0	96.6	93.1	90.6	91.7
	(Yes, One)	2.8	3.4	3.1	2.4	2.3	2.6	4.9	6.7	8.3
	(Two)	0.7	0.6	0.3	0.5	0.6	0.7	1.9	2.0	-
	(Three)	0.1	-	0.1	-	0.1	-	0.1	0.7	-
(Four Or More)	0.1	0.1	-	0.1	-	0.1	-	-	-	
Other Dependent Adults:	(None)	97.9	97.4	98.1	97.8	98.0	98.1	97.7	96.6	100.0
	(Yes, One)	1.6	2.0	1.6	1.6	1.4	1.5	1.4	3.4	-
	(Two)	0.3	0.6	0.1	0.2	0.3	0.2	0.4	0.0	-
	(Three)	0.1	0.1	0.1	0.1	0.1	0.1	0.3	0.0	-
(Four Or More)	0.1	0.1	-	0.2	0.2	0.1	0.3	0.0	-	
<u>NUMBER OF DEPENDENTS</u>										
None	13.8	1.0	1.1	1.8	8.2	32.3	56.2	42.6	75.0	
One	18.6	11.3	11.3	11.4	20.8	30.8	27.3	34.2	-	
Two	19.1	15.1	15.0	17.1	25.1	23.5	11.3	10.3	-	
Three	21.0	27.2	26.6	27.8	24.0	9.3	2.8	6.5	16.7	
Four	15.3	24.1	23.5	22.8	14.0	2.6	1.1	3.9	8.3	
Five	7.4	12.9	12.9	11.6	5.1	1.0	0.7	1.9	-	
Six	2.9	4.9	6.0	4.6	1.5	0.3	0.4	0.6	-	
Seven	1.1	1.9	1.9	1.7	0.7	0.1	0.1	-	-	
Eight	0.5	1.1	1.0	0.7	0.3	-	0.1	-	-	
Nine Or More	0.3	0.4	0.5	0.4	0.2	0.1	0.1	-	-	
<u>ENTITLED TO QUARTERS' ALLOWANCE</u>										
No	42.7	4.0	6.1	9.7	31.7	70.2	87.4	91.6	84.0	
Yes, But No Cash Payment, Government Quarters Provided For Dependents	13.2	49.4	38.8	22.4	5.2	1.9	1.5	1.5	4.0	
Yes, Receive Part Of Allowance In Cash, Government Quarters Provided For Dependents	0.8	1.1	1.0	1.8	0.7	0.4	0.2	-	-	
Yes, Receive Cash Payments At "Without" Dependent Rate	3.1	2.2	2.4	3.1	4.8	3.1	1.9	1.7	-	
Yes, Receive Cash Payments At "With" Dependent Rate	40.3	43.3	51.8	63.0	57.6	24.4	9.1	5.1	12.0	
<u>RECEIVE SUBSISTENCE ALLOWANCE (SEPARATE RATIONS)</u>										
No, Do Not Receive Subsistence Allowance	42.8	3.9	5.5	7.2	36.1	69.8	86.5	93.1	16.0	
Yes, Receive Allowance (\$1.03 Per Day (ZI)	41.9	66.3	67.9	67.0	48.2	22.9	10.1	4.8	40.0	
For Separate Rations Of: (\$1.15 Per Day (O/S)	11.8	23.2	21.1	20.1	12.4	5.2	2.0	1.0	24.0	
Yes, Receive Payment For Meals Plus Separate Rations Of: (\$1.03 Per Day (ZI)	0.7	0.7	0.8	1.0	0.8	0.6	0.4	0.2	8.0	
(\$1.15 Per Day (O/S)	1.0	1.9	1.5	1.8	1.2	0.4	0.2	-	8.0	
Yes, \$2.57 Or \$3.42 Per Day	1.6	4.0	3.1	2.7	1.1	0.7	0.5	0.5	4.0	
Yes, Payment For One Meal A Day	0.2	-	-	0.2	0.2	0.4	0.3	0.3	-	

Source: Data Applications Division, Data Services Center, Comptroller of the Air Force

Military Training

PART IX

MILITARY TRAINING



MILITARY TRAINING

INTRODUCTION

Information contained in this part of the "USAF Statistical Digest" covers the subjects of Indoctrination, Flying, Technical, Professional, Technological, and Collegiate Training.

Data include training of USAF military and civilian personnel in US Air Force, US Army, and US Navy, and in joint military schools.

Reporting for the current fiscal year continued in practically the same format as FY 1962.

DEFINITIONS

FLYING TRAINING - The training and instruction given aviation cadets and other students in the art or skill of manning of operating aircraft in any capacity, as in that of pilot, navigator, etc.

FOREIGN NATIONALS - Students who are detailed to the school in an attached status from any foreign country, territory, or possession, excluding those possessions and territories of the United States of America.

GRADUATES - Students who have successfully completed a course in which enrolled.

HOLDOVERS - Students who do not graduate when normally scheduled, but who are still enrolled in the course. These students are reported as enrolled at the beginning of the ensuing period until otherwise disposed of.

INDOCTRINATION TRAINING - A basic or primary training course given to military personnel.

LOSSES - Losses include three groups of students:

1. Those who fail a course because of academic or flying deficiency.
2. Those who are lost from service because of fatality as a direct result of training.
3. Those who are withdrawn from a course because of illness, death, or any reason other than 1 and 2 above and who will not continue that course at a later date.

PROFESSIONAL TRAINING - Formal general educational training in residence and at selected civilian educational institutions or industrial organizations (technological and collegiate) to improve an individual's general qualifications and ability to perform his military duties.

STUDENTS - Training students are those personnel enrolled for the purpose of undergoing standardized courses of instruction at service schools conducted by the US Air Force, US Army, US Navy, and civilian schools and hospitals. (This group includes US Air Force, Air Reserve Forces (Air Force Reserve and Air National Guard), US Army, US Navy, civilians, and foreign nationals.) In referring to USAF training, students fall under these categories:

1. Assigned - Personnel assigned to the school unit and for whom the school unit is responsible for morning report strength accountability.
2. Attached - Personnel attached to the school unit from other units of the US Air Force or other Federal Agencies, who are scheduled to return to their respective units upon completion of the course, and for whom strength accountability is at all times maintained by such other units.

TECHNICAL TRAINING - Formal, field, and on-the-job training (OJT) required to enable an individual to perform one or more of the tasks contained in an Air Force Specialty Description, excepting those officer specialties which involve an aeronautical rating or professional qualifications.

TABLE 154 - USAF MILITARY INDOCTRINATION TRAINING OF USAF PERSONNEL - FY 1963

(Figures within parentheses indicate AFR/ANG personnel and are included in the open figures.)

TYPE OF TRAINING	UNDER INSTRUCTION (BEGINNING OF PERIOD)	DURING PERIOD			UNDER INSTRUCTION (END OF PERIOD)
		Entries	Graduates	Losses	
FY 1963					
<u>TOTAL</u>	(1,030) 15,549	(12,373) 116,358	(11,717) 111,427	(296) 6,398	(1,390) 14,082
<u>OFFICER - TOTAL</u>	186	(78) 1,731	(78) 1,886	-	31
Basic Military Course (Chaplain)	-	(9) 74	(9) 74	-	-
Basic Military Course (Legal)	-	36	36	-	-
Basic Military Course (Medical)	186	(69) 1,621	(69) 1,776	-	31
<u>AIRMAN - TOTAL</u>	(1,030) 15,363	(12,295) 114,627	(11,639) 109,541	(296) 6,398	(1,390) 14,051
Basic Military Training	(1,021) 14,803	(12,253) 108,225	(11,603) 103,905	(281) 5,766	(1,390) 13,357
Officer Candidate School	(9) 54	(27) 297	(21) 272	(15) 79	-
Officer Training School	506	(15) 6,105	(15) 5,364	553	694

Source: Data Applications Division, Data Services Center, Comptroller of the Air Force.

TABLE 155 - USAF FLYING TRAINING OF USAF PERSONNEL BY COURSE - FY 1963

(The difference of 265 found in the Overall Total balance is partially explained in footnotes. The remainder is due to adjustments made in certain Advanced Flying Training courses and to adjustments made to the reports of Strategic Air Command and Tactical Air Command on Students previously reported in Formal Flying Training courses.)

TYPE OF PERSONNEL AND TYPE OF TRAINING BY COURSE	UNDER INSTRUCTION (BEGINNING OF PERIOD)	DURING PERIOD			UNDER INSTRUCTION (END OF PERIOD)
		Entries	Graduates	Losses	
		FY 1963			
<u>TOTAL</u>	<u>4,584</u>	<u>19,555</u>	<u>18,220</u>	<u>945</u>	<u>5,239</u>
<u>OFFICER - TOTAL</u>	<u>4,075</u>	<u>16,954</u>	<u>15,856</u>	<u>759</u>	<u>4,607</u>
<u>Pilot Training - Total</u>	<u>1,686</u>	<u>4,419</u>	<u>3,707</u>	<u>473</u>	<u>1,925</u>
<u>Undergraduate Pilot Training - Total</u>	<u>1,617</u>	<u>3,743</u>	<u>3,097</u>	<u>470</u>	<u>1,793</u>
Primary	833	2,112	1,664	372	909
Basic	784	1,631	1,433	98	884
<u>Specialized Pilot Training - Total</u>	<u>69</u>	<u>676</u>	<u>610</u>	<u>3</u>	<u>132</u>
Pilot Instructor Training, T-37	-	49	16	-	33
Pilot Instructor Training, T-33, T-38	67	584	553	3	95
Pilot Instructor Training, T-39	2	43	41	-	4
<u>Navigator and Related Training - Total</u>	<u>1,310</u>	<u>3,022</u>	<u>3,088</u>	<u>110</u>	<u>1,137</u>
<u>Undergraduate Navigator Training - Total</u>	<u>651</u>	<u>1,833</u>	<u>1,716</u>	<u>79</u>	<u>690</u>
Preflight	99	878	955	4	18
Basic	552	955	761	75	a/ 672
<u>Advanced Courses - Total</u>	<u>617</u>	<u>633</u>	<u>815</u>	<u>31</u>	<u>406</u>
Electronic Warfare Officer	272	230	338	11	b/ 155
Navigator-Bombardier Training (MA 6A/7A)	291	403	428	15	251
Radar Intercept (MG 12/13)	54	-	49	5	-
<u>Upgrading Courses - Total</u>	<u>42</u>	<u>309</u>	<u>310</u>	<u>-</u>	<u>41</u>
Electronic Warfare Officer (B-58)	10	54	58	-	6
Navigator-Bombardier (ASQ-38)	26	197	195	-	28
Navigator-Bombardier (ASQ-42)	6	58	57	-	7
<u>Familiarization and Special Courses - Total</u>	<u>-</u>	<u>247</u>	<u>247</u>	<u>-</u>	<u>-</u>
Electronic Warfare Familiarization	-	122	122	-	-
Electronic Warfare Refresher	-	69	69	-	-
Radar Bombing Familiarization	-	32	32	-	-
Radar Bombing Familiarization (ASQ-38)	-	24	24	-	-
<u>Advanced Flying Training (Individual) - Total</u>	<u>1,079</u>	<u>9,513</u>	<u>9,061</u>	<u>176</u>	<u>1,545</u>
<u>Bomber-Tanker Combat Schools - Total</u>	<u>369</u>	<u>2,615</u>	<u>2,365</u>	<u>12</u>	<u>649</u>
B-47 Medium Bomber	56	113	165	4	-
B-52 Heavy Bomber	180	1,122	937	4	371
B-58 Medium Bomber	-	178	118	3	57
KC-135 Tanker	101	962	873	1	221
Nuclear Safety Operations	19	34	53	-	-
Nuclear Weapons Delivery, B-47, B-52	13	105	118	-	-
Nuclear Weapons Delivery, Operations	-	18	18	-	-
Nuclear Weapons Delivery, Operations Refresher	-	83	83	-	-
<u>Advanced Flying School (Fighter/Fighter Bomber) - Total</u>	<u>166</u>	<u>537</u>	<u>423</u>	<u>66</u>	<u>214</u>
F-100 C/F	1	-	-	1	-
F-100 Advanced Refresher Course	-	89	66	4	19
F-100 Operational Training	110	191	180	5	116
F-101 Jet Transition	5	30	30	-	5
F-105D Operational Training	50	227	147	d/ 56	74
<u>Advanced Flying School (Interceptor) - Total</u>	<u>54</u>	<u>339</u>	<u>290</u>	<u>7</u>	<u>96</u>
B-58 Lead In Training (T-33, F-102)	7	52	58	1	-

TABLE 155 - USAF FLYING TRAINING OF USAF PERSONNEL BY COURSE - FY 1963 (CONTINUED)

TYPE OF PERSONNEL AND TYPE OF TRAINING BY COURSE	UNDER INSTRUCTION (BEGINNING OF PERIOD)	DURING PERIOD			UNDER INSTRUCTION (END OF PERIOD)
		Entries	Graduates	Losses	
FY 1963 (Continued)					
<u>OFFICERS (Continued)</u>					
<u>Advanced Flying School (Interceptor)-Continued</u>					
F-102 Interceptor Pilot Training	47	-	47	-	-
F-101/F-102 Interceptor Pilot Training	-	113	59	2	52
F101B Interceptor Pilot Training(Long Course)	-	20	20	-	-
F101B Interceptor Pilot Training(Short Course)	-	54	33	1	20
F102A Interceptor Pilot Training(Turnabout)	-	50	41	1	8
F-106 Interceptor Pilot Training	-	50	32	2	16
<u>Advanced Flying School (Reconnaissance)-Total</u>	<u>9</u>	<u>18</u>	<u>27</u>	<u>-</u>	<u>-</u>
B-50 (Co-Pilot)	9	18	27	-	-
<u>Advanced Flying School (Transport) - Total</u>	<u>66</u>	<u>612</u>	<u>609</u>	<u>37</u>	<u>180</u>
C-118 (Pilot)	2	27	21	1	7
C-118 (Co-Pilot)	21	68	78	-	11
C-118 (Pilot Special)	1	9	10	-	-
C-124 (Flight Engineer)	-	1	1	-	-
C-124 (Pilot)	2	41	23	1	19
C-124 (Co-Pilot)	40	265	257	5	43
C-124 (Pilot Special)	-	23	18	-	6
C-130A (Pilot)	-	53	47	11	31
C-130B (Pilot)	-	35	36	1	23
C-130E (Pilot)	-	90	118	18	40
<u>Advanced Flying School (Tactical Reconnaissance) - Total</u>	<u>20</u>	<u>112</u>	<u>106</u>	<u>-</u>	<u>26</u>
RB-66 (Pilot and Navigator)	7	71	65	-	13
RF-101	13	41	41	-	13
<u>Related Advanced Flying Courses - Total</u>	<u>394</u>	<u>5,000</u>	<u>4,961</u>	<u>53</u>	<u>380</u>
Central Flight Instructor	8	127	135	-	-
Combative Measures Instructor (Judo)	3	4	7	-	-
Helicopter Pilot	30	45	43	-	32
H-43B Pilot and Firefighting Training	11	132	134	1	8
Instrument Pilot Instructor Training (Reciprocating, T-29)	13	112	111	-	14
Instrument Pilot Instructor Training (T-33, T-38)	29	211	204	1	35
Instrument Pilot Instructor Training (T-39)	13	91	80	2	22
Medical Officers Flight Familiarization	-	17	17	-	-
Senior Officer, B-47 Transition	7	30	37	-	-
Survival Training	220	3,877	3,842	43	212
Tactical Fighter Weapons Instructor Course, F-100	9	-	9	-	-
Weapons Controller	33	333	303	6	57
Weapons Controller (Refresher)	18	21	39	-	-
<u>Specialized Training - Total</u>	<u>1</u>	<u>280</u>	<u>280</u>	<u>1</u>	<u>-</u>
ATC Instructor Training	-	280	279	1	-
Jet Qualification	1	-	1	-	-
<u>AIRMAN - TOTAL</u>	<u>509</u>	<u>2,601</u>	<u>2,364</u>	<u>186</u>	<u>632</u>
<u>Navigator and Related Training - Total</u>	<u>387</u>	<u>918</u>	<u>807</u>	<u>138</u>	<u>360</u>
<u>Undergraduate Navigator Training - Total</u>	<u>387</u>	<u>918</u>	<u>807</u>	<u>138</u>	<u>360</u>
Preflight	16	492	431	44	33
Basic	371	426	376	94	327

TABLE 155 - USAF FLYING TRAINING OF USAF PERSONNEL BY COURSE - FY 1963 (CONTINUED)

TYPE OF PERSONNEL AND TYPE OF TRAINING BY COURSE	UNDER INSTRUCTION (BEGINNING OF PERIOD)	DURING PERIOD			UNDER INSTRUCTION (END OF PERIOD)
		Entries	Graduates	Losses	
FY 1963					
<u>AIRMEN (Continued)</u>					
<u>Advanced Flying Training (Individual) - Total</u>	<u>122</u>	<u>1,683</u>	<u>1,557</u>	<u>48</u>	<u>272</u>
<u>Bomber-Tanker Combat Schools - Total</u>	<u>57</u>	<u>287</u>	<u>277</u>	<u>5</u>	<u>68</u>
B-52 Heavy Bomber	21	45	61	-	5
KC-135 Tanker	36	242	216	5	63
<u>Advanced Flying Schools (Transport) - Total</u>	<u>35</u>	<u>386</u>	<u>334</u>	<u>24</u>	<u>129</u>
C-118 (Flight Mechanic)	7	76	72	3	8
C-124 (Flight Engineer)	26	222	172	6	70
C-130A (Flight Mechanic)	-	32	18	3	22
C-130B (Flight Mechanic)	-	14	14	2	9
C-130E (Flight Mechanic)	-	40	54	10	20
B-50 (Flight Engineer)	2	2	4	-	-
<u>Related Advanced Flying Courses - Total</u>	<u>30</u>	<u>1,010</u>	<u>946</u>	<u>19</u>	<u>75</u>
Combative Measures Instructor (Judo)	14	141	140	2	13
H-43B Pilot and Firefighting Training	-	-	98	-	-
Survival Training	16	771	708	17	62

a/ One holdover gain.

b/ Two holdover gains.

c/ Previously reported as F-100 Operational Training (51) and F-100 Operational Training Refresher (59).

d/ Course temporarily discontinued during the first quarter of FY 1963; reinstated during the second quarter.

Source: Data Applications Division, Data Services Center, Comptroller of the Air Force.

TABLE 156 - USAF FLYING TRAINING FATALITIES OF USAF PERSONNEL BY COURSE, BY QUARTER - FY 1963

(Other fatalities reported in Flying Training during FY 1963 were: two foreign officers (one Military Assistance Program - MAP and one Non-Military Assistance Program - NMAP), Primary Pilot Training, one NMAP officer, Basic Pilot Training; one NMAP officer, F-84 Fighter, and one Air National Guard (ANG) officer, F-100 Operational Training).

TYPE OF TRAINING BY COURSE	FY 1963				
	Total	First Quarter	Second Quarter	Third Quarter	Fourth Quarter
<u>Total</u>	<u>12</u>	<u>2</u>	<u>2</u>	<u>1</u>	<u>7</u>
<u>OFFICER - TOTAL</u>	<u>12</u>	<u>2</u>	<u>2</u>	<u>1</u>	<u>7</u>
<u>Pilot Training - Total</u>	<u>5</u>	<u>1</u>	<u>2</u>	<u>1</u>	<u>1</u>
<u>Undergraduate Pilot Training - Total</u>	<u>5</u>	<u>1</u>	<u>2</u>	<u>1</u>	<u>1</u>
Primary	2	-	1	-	1
Basic	3	1	1	1	-
<u>Advanced Flying Training (Individual) - Total</u>	<u>7</u>	<u>1</u>	<u>-</u>	<u>-</u>	<u>6</u>
F-100 Operational Training Course	4	1	-	-	3
F-100 Special Refresher Course	1	-	-	-	1
F-101/F-102 Interceptor Course	2	-	-	-	2

Source: Data Applications Division, Data Services Center, Comptroller of the Air Force.

TABLE 157 - USAF FLYING TRAINING OF US ARMY AND US NAVY PERSONNEL BY COURSE - FY 1963

TYPE OF TRAINING BY COURSE	UNDER INSTRUCTION (BEGINNING OF PERIOD)		DURING PERIOD						UNDER INSTRUCTION (END OF PERIOD)	
			Entries		Graduates		Losses			
	ARMY	NAVY	ARMY	NAVY	ARMY	NAVY	ARMY	NAVY	ARMY	NAVY
<u>TOTAL</u>	<u>16</u>	<u>28</u>	<u>34</u>	<u>221</u>	<u>49</u>	<u>185</u>	-	<u>5</u>	<u>1</u>	<u>59</u>
<u>Officer - Total</u>	<u>15</u>	<u>17</u>	<u>27</u>	<u>119</u>	<u>41</u>	<u>100</u>	-	<u>2</u>	<u>1</u>	<u>34</u>
<u>Pilot Training - Total</u>	-	-	-	<u>1</u>	-	<u>1</u>	-	-	-	-
Pilot Instructor Training, Jet	-	-	-	1	-	1	-	-	-	-
<u>Navigator and Related Training - Total</u>	-	<u>6</u>	<u>7</u>	-	<u>7</u>	<u>6</u>	-	-	-	-
Electronic Warfare Familiarization a/	-	-	6	-	6	-	-	-	-	-
Electronic Warfare Refresher	-	-	1	-	1	-	-	-	-	-
Radar Intercept Officer (MG-12/13)	-	6	-	-	-	6	-	-	-	-
<u>Advanced Flying Training (Individual) - Total</u>	<u>15</u>	<u>11</u>	<u>20</u>	<u>118</u>	<u>34</u>	<u>93</u>	-	<u>2</u>	<u>1</u>	<u>34</u>
H-43B Pilot and Firefighting Training	-	-	-	1	-	1	-	-	-	-
Instrument Pilot Instructor, Jet	-	-	-	2	-	2	-	-	-	-
Medical Officer Flight Familiarization	-	-	2	-	2	-	-	-	-	-
Survival Training	15	5	18	24	32	27	-	2	1	-
Tactical Fighter Weapons Instructor Course										
F-100	-	1	-	-	-	1	-	-	-	-
<u>Transport - Total</u>	-	<u>5</u>	-	<u>21</u>	-	<u>62</u>	-	-	-	<u>34</u>
C-118, Pilot	-	1	-	5	-	5	-	-	-	1
C-118, Co-Pilot	-	4	-	40	-	44	-	-	-	-
C-118, Special	-	-	-	2	-	2	-	-	-	-
C-118, Flight Mechanic	-	-	-	1	-	1	-	-	-	-
C-130B, Pilot	-	-	-	8	-	6	-	-	-	2
C-130E, Pilot	-	-	-	35	-	4	-	-	-	31
<u>Airman - Total</u>	<u>1</u>	<u>11</u>	<u>7</u>	<u>102</u>	<u>8</u>	<u>85</u>	-	<u>3</u>	-	<u>25</u>
<u>Advanced Flying Training (Individual) - Total</u>	<u>1</u>	<u>11</u>	<u>7</u>	<u>102</u>	<u>8</u>	<u>85</u>	-	<u>3</u>	-	<u>25</u>
Combative Measures Instructor (Judo)	-	-	-	10	-	10	-	-	-	-
Survival Training	1	-	7	27	8	27	-	-	-	-
<u>Flight Mechanic School - Total</u>	-	<u>11</u>	-	<u>65</u>	-	<u>48</u>	-	<u>3</u>	-	<u>25</u>
C-118, Flight Mechanic	-	<u>11</u>	-	<u>35</u>	-	<u>44</u>	-	<u>2</u>	-	-
C-130B, Flight Mechanic	-	-	-	4	-	3	-	-	-	1
C-130E, Flight Mechanic	-	-	-	26	-	1	-	1	-	24

a/ One U. S. Army civilian entered and graduated from course Electronic Warfare Familiarization not included in total.

Source: Data Applications Division, Data Services Center, Comptroller of the Air Force.

TABLE 158 - USAF FLYING TRAINING OF FOREIGN NATIONALS BY COURSE - FY 1963

TYPE OF PERSONNEL AND TYPE OF TRAINING BY COURSE	UNDER INSTRUCTION (BEGINNING OF PERIOD)	DURING PERIOD			UNDER INSTRUCTION (END OF PERIOD)
		Entries	Graduates	Losses	
FY 1963 - TOTAL					
<u>TOTAL</u>	<u>434</u>	<u>1,154</u>	<u>1,082</u>	<u>94</u>	<u>412</u>
<u>OFFICER - TOTAL</u>	<u>263</u>	<u>744</u>	<u>748</u>	<u>50</u>	<u>209</u>
<u>Pilot Training - Total</u>	<u>126</u>	<u>191</u>	<u>209</u>	<u>30</u>	<u>78</u>
<u>Undergraduate Pilot Training - Total</u>	<u>126</u>	<u>166</u>	<u>193</u>	<u>29</u>	<u>70</u>
Primary	67	59	91	20	15
Basic, Jet	41	85	77	7	42
Basic, T-28	18	22	25	2	13
<u>Specialized Pilot Training - Total</u>	-	<u>25</u>	<u>16</u>	<u>1</u>	<u>8</u>
Pilot Instructor Training, T-37	-	1	-	-	1
Pilot Instructor Training, T-33, T-38	-	24	16	1	7
<u>Navigator and Related Training - Total</u>	<u>13</u>	<u>77</u>	<u>42</u>	<u>1</u>	<u>47</u>
<u>Undergraduate Navigator Training - Total</u>	<u>5</u>	<u>42</u>	<u>28</u>	<u>1</u>	<u>18</u>
Preflight	-	22	20	-	2
Basic	5	20	8	1	16
Electronic Warfare Familiarization	-	1	1	-	-
Electronic Warfare Officer	8	26	9	-	25
Navigator-Bombardier (MA-6A/7A)	-	5	2	-	3
Navigator-Bombardier, Upgrading (ASQ-38)	-	1	-	-	1
Radar Bombing Familiarization Training	-	1	1	-	-
Radar Bombing Familiarization, (ASQ-38)	-	1	1	-	-
<u>Advanced Flying Training (Individual) - Total</u>	<u>124</u>	<u>476</u>	<u>497</u>	<u>19</u>	<u>84</u>
F-84F (Fighter Course)	42	80	111	2	9
F-86F (Fighter Course)	24	84	76	11	21
F-101, F-102 (Interceptor Course)	-	9	9	-	-
F-102 (Interceptor Course)	5	2	7	-	-
F-102A Turnabout (Interceptor Course)	-	1	1	-	-
C-118 Transport Co-Pilot	-	4	-	-	4
C-130B Transport Pilot	-	1	-	-	1
Combative Measures Instructor, Judo	-	1	1	-	-
Helicopter Pilot Training	7	51	43	1	14
H-43B Pilot and Firefighting Training	-	3	1	-	2
Instrument Pilot Training, C-47	4	12	16	-	-
Instrument Pilot Instructor, T-33, T-38	13	56	64	-	5
Instrument Pilot Instructor, Reciprocating	7	19	23	-	3
Survival Training	2	16	16	2	-
Tactical Fighter Weapons Instructor, F-100	1	-	-	1	-
Weapons Controller	17	74	69	1	21
<u>Specialized Training - Total</u>	<u>2</u>	<u>63</u>	<u>60</u>	<u>1</u>	<u>4</u>
ATC Instructor Training	-	8	8	-	-
Jet Qualification	2	47	45	-	4
Pilot Transition, C-47	-	8	7	1	-
<u>AIRMAN - TOTAL</u>	<u>171</u>	<u>410</u>	<u>334</u>	<u>44</u>	<u>203</u>
<u>Pilot Training - Total</u>	<u>158</u>	<u>303</u>	<u>249</u>	<u>42</u>	<u>170</u>
<u>Undergraduate Pilot Training - Total</u>	<u>158</u>	<u>303</u>	<u>249</u>	<u>42</u>	<u>170</u>
Primary	63	85	102	13	38
Basic, Jet	76	102	132	4	42
Basic, T-28	14	116	15	25	90

TABLE 158 - USAF FLYING TRAINING OF FOREIGN NATIONALS BY COURSE - FY 1963 (CONTINUED)

TYPE OF PERSONNEL AND TYPE OF TRAINING BY COURSE	UNDER INSTRUCTION (BEGINNING OF PERIOD)	DURING PERIOD			UNDER INSTRUCTION (END OF PERIOD)
		Entries	Graduates	Losses	
FY 1963 - TOTAL					
<u>AIRMEN - (Continued)</u>					
<u>Navigator and Related Training - Total</u>	-	<u>10</u>	<u>5</u>	-	<u>5</u>
<u>Undergraduate Navigator Training - Total</u> . . .	-	<u>10</u>	<u>5</u>	-	<u>5</u>
Preflight	-	<u>5</u>	<u>5</u>	-	-
Basic	-	<u>5</u>	-	-	<u>5</u>
<u>Advanced Flying Training (Individual) - Total</u> . .	<u>13</u>	<u>97</u>	<u>80</u>	<u>2</u>	<u>28</u>
F-84F (Fighter Course)	9	71	61	2	17
F-86F (Fighter Course)	4	-	4	-	-
F-100 (Fighter Course)	-	5	1	-	4
H-43B Pilot and Firefighting Training	-	1	1	-	-
Instrument Pilot Training, C-47	-	7	-	-	7
Pilot Transition, C-47	-	7	7	-	-
Survival Training	-	4	4	-	-
Weapons Controller	-	2	2	-	-

Source: Data Applications Division, Data Services Center, Comptroller of the Air Force.

TABLE 159 - TECHNICAL TRAINING OF USAF OFFICERS BY OCCUPATIONAL FIELD, BY AIR TRAINING COMMAND, USAF SECURITY SERVICE, AND AF SYSTEMS COMMAND - FY 1963

(Course titles within parentheses indicate current title of course.)

OCCUPATIONAL FIELD	UNDER INSTRUCTION (BEGINNING OF PERIOD)	DURING PERIOD			UNDER INSTRUCTION (END OF PERIOD)
		Entries	Graduates	Losses	
<u>TOTAL</u>	<u>2,150</u>	<u>14,257</u>	<u>14,100</u>	<u>139</u>	<u>2,168</u>
Special Commander and Director	10	244	232	8	14
Combat and Operations	548	3,612	3,701	38	421
Weather	5	3	8	-	-
Communications - Electronics	787	1,742	1,928	34	567
Missile	24	948	932	-	40
Armament (Avionics/Munitions)	86	605	537	5	149
Nuclear Weapons <u>a/</u>	-	84	79	-	5
Aircraft Maintenance	166	920	861	6	219
Motor Vehicle Maintenance	9	33	35	1	6
Fabric, Leather and Rubber <u>a/</u>	-	1	1	-	-
Transportation	13	227	189	1	50
Munitions and Weapons Maintenance <u>a/</u>	-	1	1	-	-
Supply	72	720	636	7	149
Production Procurement (Procurement Management)	9	136	134	-	11
Financial <u>a/</u>	10	91	84	-	17
Statistical <u>a/</u>	56	915	922	2	47
Photomapping <u>a/</u>	-	20	20	-	-
Personnel	54	685	622	3	114
Education and Training	21	409	387	3	40
Air Police	15	184	183	-	16
Intelligence	173	889	810	20	232
Chaplain	-	77	77	-	-
Medical Services	26	367	373	-	20
Medical Specialist	2	15	17	-	-
Medical Professional	34	1,067	1,046	4	51
Nurse	27	102	128	1	-
Dental	-	15	15	-	-
Veterinary	-	61	58	3	-
Safety	-	1	1	-	-
Utilities <u>a/</u>	-	3	3	-	-
Communications Operations <u>a/</u>	-	1	1	-	-
Photographic	2	11	13	-	-
Facilities <u>a/</u>	-	11	11	-	-
Aircrew Protection <u>a/</u>	-	4	4	-	-
Information	1	-	-	1	-
Metal Working <u>a/</u>	-	1	1	-	-
Photography	-	4	4	-	-
Administrative Services	-	30	29	1	-
Training Devices <u>a/</u>	-	2	1	1	-
Wire Maintenance <u>a/</u>	-	5	5	-	-
Accounting and Finance and Auditing <u>a/</u>	-	1	1	-	-
Missile Electronic Maintenance <u>a/</u>	-	4	4	-	-
Printing <u>a/</u>	-	6	6	-	-

a/ Airman courses taught to officers.

Source: Data Applications Division, Data Services Center, Comptroller of the Air Force.

TABLE 160 - TECHNICAL TRAINING OF AIRMEN BY CAREER FIELD, BY AIR TRAINING COMMAND,
USAF SECURITY SERVICE, AND AF SYSTEMS COMMAND - FY 1963

CATEGORY AND CAREER FIELD	UNDER INSTRUCTION (BEGINNING OF PERIOD)	DURING PERIOD			UNDER INSTRUCTION (END OF PERIOD)
		Entries	Graduates	Losses	
<u>TOTAL</u>	<u>37,919</u>	<u>114,332</u>	<u>117,446</u>	<u>6,193</u>	<u>28,612</u>
<u>HIGHLY TECHNICAL - TOTAL</u>	<u>29,424</u>	<u>71,122</u>	<u>74,371</u>	<u>4,262</u>	<u>21,913</u>
Combat and Operations	-	55	55	-	-
First Sergeant	-	6	6	-	-
Intelligence	1,022	4,847	3,358	534	1,977
Weather	329	817	815	48	283
Air Traffic Control and Warning	842	3,090	3,180	255	497
Communications Operations	2,500	7,227	6,633	641	2,453
Communications-Electronics Systems	11,139	18,699	20,808	981	8,049
Missile Electronic Maintenance	1,454	3,446	3,664	118	1,118
Armament Systems Maintenance and Operator	1,762	2,854	2,783	297	1,536
Nuclear Weapons	222	762	862	3	119
Training Devices	200	611	573	20	218
Aircraft Accessory Maintenance	2,591	6,073	6,991	297	1,376
Aircraft Maintenance	5,568	16,096	17,226	891	3,547
Missile Maintenance	562	2,193	2,421	65	269
Munitions and Weapons Maintenance	751	1,273	1,773	14	237
Education and Training	482	3,073	3,223	98	234
<u>TECHNICAL - TOTAL</u>	<u>4,178</u>	<u>19,864</u>	<u>19,511</u>	<u>992</u>	<u>3,539</u>
Photomapping	-	73	73	-	-
Safety	51	165	195	7	14
Wire Maintenance	782	1,744	1,844	173	509
Intricate Equipment Maintenance	121	215	201	28	107
Metal Working	469	1,454	1,582	39	302
Procurement	35	152	156	7	24
Accounting and Finance, and Auditing	281	680	760	71	130
Statistical, Analysis, Data Processing, and Programming	348	2,222	2,125	64	381
Administrative	743	3,458	3,208	280	713
Information	-	-	-	-	-
Personnel	320	1,423	1,441	50	252
Special Investigations	-	-	-	-	-
Medical	776	6,949	6,552	241	932
Aircrew Protection	105	855	881	9	70
Dental	147	474	493	23	105
<u>SEMI-TECHNICAL - TOTAL</u>	<u>4,062</u>	<u>21,705</u>	<u>22,182</u>	<u>759</u>	<u>2,826</u>
Photographic	100	497	446	32	119
Motor Vehicle Maintenance	326	1,811	1,990	25	122
Facilities	1,388	4,666	5,063	135	856
Construction	15	264	246	-	33
Utilities	46	795	753	4	84
Fire Protection	173	1,199	1,215	33	124
Fabric, Leather, and Rubber	99	498	545	5	47
Marine	-	-	-	-	-
Transportation	71	925	855	51	90
Food Service	-	58	58	-	-
Supply	1,164	5,458	5,668	383	571
Printing	-	-	-	-	-
Special Services	-	-	-	-	-
Band	-	-	-	-	-
Air Police	680	5,534	5,343	91	780
<u>REPORTING CODES - TOTAL</u>	<u>255</u>	<u>1,641</u>	<u>1,382</u>	<u>180</u>	<u>334</u>

Source: Data Applications Division, Data Services Center, Comptroller of the Air Force.

TABLE 161 - TECHNICAL TRAINING OF US ARMY PERSONNEL BY AIR TRAINING COMMAND
AND AF SYSTEMS COMMAND - FY 1963

TYPE OF PERSONNEL	UNDER INSTRUCTION (BEGINNING OF PERIOD)	DURING PERIOD			UNDER INSTRUCTION (END OF PERIOD)
		Entries	Graduates	Losses	
<u>TOTAL</u>	<u>250</u>	<u>892</u>	<u>871</u>	<u>103</u>	<u>163</u>
OFFICER - TOTAL	5	134	95	35	9
ENLISTED - TOTAL	245	758	776	73	154

Source: Data Applications Division, Data Services Center, Comptroller of the Air Force.

TABLE 162 - TECHNICAL TRAINING OF US NAVY PERSONNEL BY AIR TRAINING COMMAND,
USAF SECURITY SERVICE, AND AF SYSTEMS COMMAND - FY 1963

TYPE OF PERSONNEL	UNDER INSTRUCTION (BEGINNING OF PERIOD)	DURING PERIOD			UNDER INSTRUCTION (END OF PERIOD)
		Entries	Graduates	Losses	
<u>TOTAL</u>	<u>18</u>	<u>856</u>	<u>737</u>	<u>55</u>	<u>32</u>
OFFICER - TOTAL	1	187	177	7	4
ENLISTED - TOTAL	17	669	610	48	28

Source: Data Applications Division, Data Services Center, Comptroller of the Air Force.

TABLE 163 - USAF PROFESSIONAL, TECHNOLOGICAL, AND COLLEGIATE TRAINING OF USAF OFFICERS
BY COURSE, BY AIR UNIVERSITY - FY 1963

SCHOOL AND COURSE	UNDER INSTRUCTION (BEGINNING OF PERIOD)	DURING PERIOD			UNDER INSTRUCTION (END OF PERIOD)
		Entries	Graduates	Losses	
FY 1963 - (1 JUL 1962 THROUGH 30 JUN 63)					
<u>TOTAL</u>	<u>4,030</u>	<u>7,378</u>	<u>6,802</u>	<u>284</u>	<u>4,322</u>
<u>Air University Schools - Total</u>	<u>3,888</u>	<u>7,167</u>	<u>6,450</u>	<u>283</u>	<u>4,322</u>
<u>Air War College - Total</u>	-	138	138	-	-
<u>Air Command and Staff School - Total</u>	<u>900</u>	<u>3,655</u>	<u>3,546</u>	<u>34</u>	<u>275</u>
Academic Instructor Course	-	621	408	7	206
Aerospace Operations Course	30	65	95	-	-
Air Command and Staff College	-	531	529	2	-
Employment Indoctrination Course	-	87	84	3	-
Squadron Officer Course	870	2,351	2,430	22	769
<u>Air Force Institute of Technology - Total</u>	<u>2,988</u>	<u>3,374</u>	<u>2,766</u>	<u>249</u>	<u>3,347</u>
Advanced Management	151	86	152	2	83
Aeronautical Engineering	360	231	180	18	393
Aerospace Mechanical Engineering	-	52	-	4	48
Aerospace Operations	-	51	50	1	-
Armament Engineering	24	-	-	24	-
Astronautics	39	23	18	-	44
Astronautical Engineering	33	70	20	4	79
Astronomy	-	4	-	4	4
Business Administration	134	86	112	5	103
Business Transportation	28	13	25	1	15
Chemistry	23	9	15	4	13
Chemical Engineering	6	3	5	1	3
Civil Engineering	107	301	260	7	141
Civilian Hospitals	288	367	365	13	277
Counterinsurgency Course	-	329	329	-	-
Education	5	5	4	-	6
Electrical Engineering	545	369	194	68	652
Engineering Material	-	1	-	1	-
Executive Engineering	-	28	27	1	-
General Engineering	-	1	-	-	1
Guided Missiles	5	-	5	-	-
Industrial Engineering	225	217	103	20	319
Languages	8	4	6	1	5
Mathematics	63	31	36	9	49
Material Engineering	-	18	-	4	14
Mechanical Engineering	287	143	134	22	274
Metallurgy	12	6	5	-	13
Meteorology	249	323	219	10	343
Micro-Biology	-	1	-	-	1
Network Planning and Control Center	-	81	81	-	-
Nuclear Defense	-	50	50	-	-
Nuclear Engineering	58	58	22	8	86
Operational Research	16	22	7	1	30
Personnel Management	4	4	2	-	6
Petroleum Engineering	9	5	1	3	10
Philosophy	1	-	1	-	-
Photography	8	4	3	1	8
Physics	64	35	28	8	63
Physiology	2	1	1	-	2
Political and Social Sciences	99	73	52	3	117
Psychology	32	23	27	2	26
Reliability Engineering	24	18	-	-	42
Space Familiarization Course	-	73	73	-	-
Training with Industry	79	155	154	3	77

TABLE 163 - USAF PROFESSIONAL, TECHNOLOGICAL, AND COLLEGIATE TRAINING OF USAF OFFICERS BY COURSE, BY AIR UNIVERSITY - FY 1963 (CONTINUED)

SCHOOL AND COURSE	UNDER INSTRUCTION (BEGINNING OF PERIOD)	DURING PERIOD			UNDER INSTRUCTION (END OF PERIOD)
		Entries	Graduates	Losses	
FY 1963 - TOTAL (1 JUL 62 THROUGH JUN 63) Continued					
<u>Department of Defense Colleges - Total</u>	<u>142</u>	<u>211</u>	<u>352</u>	<u>1</u>	-
Armed Forces Staff College	64	128	192	-	-
Industrial College of Armed Forces	44	49	92	1	-
National War College	34	34	68	-	-

Source: Data Applications Division, Data Services Center, Comptroller of the Air Force

TABLE 164 - USAF PROFESSIONAL, TECHNOLOGICAL, AND COLLEGIATE TRAINING OF AIRMEN BY COURSE, BY AIR UNIVERSITY - FY 1963

SCHOOL AND COURSE	UNDER INSTRUCTION (BEGINNING OF PERIOD)	DURING PERIOD			UNDER INSTRUCTION (END OF PERIOD)
		Entries	Graduates	Losses	
FY 1963 - TOTAL (1 JUL 62 THROUGH JUN 63)					
<u>TOTAL</u>	<u>567</u>	<u>936</u>	<u>650</u>	<u>73</u>	<u>780</u>
<u>Air Command and Staff School - Total</u>	-	<u>510</u>	<u>487</u>	<u>23</u>	-
Academic Instructor Course	-	510	487	23	-
<u>Air Force Institute of Technology - Total</u>	<u>567</u>	<u>426</u>	<u>163</u>	<u>50</u>	<u>780</u>
Aeronautical Engineering	56	31	9	5	73
Astronautics	23	17	4	2	34
Astronomy	-	3	-	1	2
Business Administration	83	84	20	6	141
Business Transportation	17	14	7	1	23
Civil Engineering	8	8	-	4	12
Civilian Hospitals	26	21	10	2	35
Electrical Engineering	135	76	41	12	158
Industrial Engineering	34	26	12	1	47
Mathematics	25	14	9	5	25
Mechanical Engineering	49	30	12	3	64
Meteorology	26	30	11	2	43
Nuclear Engineering	15	10	4	1	20
Personnel Management	25	17	7	1	34
Physics	5	2	4	-	3
Political and Social Sciences	40	43	13	4	66

Source: Data Applications Division, Data Services Center, Comptroller of the Air Force

TABLE 165 - USAF PROFESSIONAL, TECHNOLOGICAL, AND COLLEGIATE TRAINING OF WAF PERSONNEL
BY COURSE, BY AIR UNIVERSITY - FY 1963

SCHOOL AND COURSE	UNDER INSTRUCTION (BEGINNING OF FISCAL YEAR)	DURING PERIOD			UNDER INSTRUCTION (END OF FISCAL YEAR)
		Entries	Graduates	Losses	
OFFICERS					
<u>TOTAL</u>	<u>90</u>	<u>100</u>	<u>105</u>	<u>9</u>	<u>76</u>
<u>Air Command and Staff School - Total</u>	<u>6</u>	<u>42</u>	<u>39</u>	<u>3</u>	<u>6</u>
Academic Instructor Course	-	24	22	2	-
Squadron Officer Course	6	18	17	1	6
<u>Air Force Institute of Technology - Total</u>	<u>84</u>	<u>58</u>	<u>66</u>	<u>6</u>	<u>70</u>
Advanced Management	-	2	-	-	2
Business Administration	1	-	1	-	-
Civilian Hospitals	77	47	59	6	59
Electrical Engineering	-	1	-	-	1
Meteorology	1	7	2	-	6
Photography	1	-	1	-	-
Physics	-	-	-	-	-
Political and Social Sciences	2	-	2	-	-
Psychology	1	1	-	-	2
Training with Industry	1	-	1	-	-
AIRMEN					
<u>TOTAL</u>	<u>5</u>	<u>5</u>	<u>4</u>	<u>1</u>	<u>5</u>
<u>Air Command and Staff School - Total</u>	-	<u>2</u>	<u>2</u>	-	-
Academic Instructor Course	-	2	2	-	-
<u>Air Force Institute of Technology - Total</u>	<u>5</u>	<u>3</u>	<u>2</u>	<u>1</u>	<u>5</u>
Business Administration	2	1	1	-	2
Civilian Hospitals	1	1	1	-	1
Mathematics	1	-	-	-	1
Meteorology	1	-	-	1	-
Political and Social Sciences	-	1	-	-	1

Source: Data Applications Division, Data Services Center, Comptroller of the Air Force.

TABLE 166 - USAF PROFESSIONAL, TECHNOLOGICAL, AND COLLEGIATE TRAINING OF US ARMY
AND US NAVY OFFICERS BY TYPE OF SCHOOL, BY AIR UNIVERSITY - FY 1963

SCHOOL	UNDER INSTRUCTION (BEGINNING OF PERIOD)	DURING PERIOD			UNDER INSTRUCTION (END OF PERIOD)
		Entries	Graduates	Losses	
US ARMY OFFICERS					
<u>TOTAL</u>	<u>8</u>	<u>48</u>	<u>31</u>	-	<u>25</u>
AIR COMMAND AND STAFF SCHOOL - TOTAL	-	25	25	-	-
AIR WAR COLLEGE - TOTAL	-	16	-	-	16
AIR FORCE INSTITUTE OF TECHNOLOGY - TOTAL	8	7	6	-	9
US NAVY OFFICERS					
<u>TOTAL</u>	<u>6</u>	<u>47</u>	<u>43</u>	-	<u>10</u>
AIR COMMAND AND STAFF SCHOOL - TOTAL	-	18	18	-	-
AIR WAR COLLEGE - TOTAL	-	15	15	-	-
AIR FORCE INSTITUTE OF TECHNOLOGY - TOTAL	6	14	10	-	10

Source: Data Applications Division, Data Services Center, Comptroller of the Air Force.

TABLE 167 - TECHNICAL TRAINING OF USAF CIVILIAN PERSONNEL BY AIR TRAINING COMMAND,
AND AF SYSTEMS COMMAND, BY QUARTER - FY 1963

FISCAL YEAR BY QUARTER	UNDER INSTRUCTION (BEGINNING OF PERIOD)	DURING PERIOD			UNDER INSTRUCTION (END OF PERIOD)
		Entries	Graduates	Losses	
<u>TOTAL</u>	<u>393</u>	<u>4,338</u>	<u>4,316</u>	<u>132</u>	<u>283</u>
FIRST QUARTER (1 JUL 1962 THRU 30 SEP 1962) - TOTAL	393	1,230	1,245	14	364
SECOND QUARTER - TOTAL	364	1,037	1,181	30	190
THIRD QUARTER (1 JAN 1963 THRU 31 MAR 1963) - TOTAL	190	1,209	1,083	17	299
FOURTH QUARTER - TOTAL	299	862	807	71	283

Source: Data Applications Division, Data Services Center, Comptroller of the Air Force.

TABLE 168 - USAF PROFESSIONAL, TECHNOLOGICAL, AND COLLEGIATE TRAINING OF FOREIGN NATIONALS, BY AIR UNIVERSITY, BY QUARTER - FY 1963

SCHOOL	UNDER INSTRUCTION (BEGINNING OF PERIOD)	DURING PERIOD			UNDER INSTRUCTION (END OF PERIOD)
		Entries	Graduates	Losses	
<u>TOTAL</u>	<u>36</u>	<u>554</u>	<u>558</u>	<u>2</u>	<u>27</u>
<u>FIRST QUARTER - TOTAL</u>	<u>36</u>	<u>177</u>	<u>132</u>	-	<u>81</u>
Air Command and Staff School - Total	21	17	21	-	17
Air War College - Total	2	3	-	-	5
Air Force Institute of Technology - Total	13	157	111	-	59
<u>SECOND QUARTER - TOTAL</u>	<u>81</u>	<u>129</u>	<u>122</u>	-	<u>88</u>
Air Command and Staff School - Total	17	45	15	-	47
Air War College - Total	5	-	-	-	5
Air Force Institute of Technology - Total	59	84	107	-	36
<u>THIRD QUARTER - TOTAL</u>	<u>88</u>	<u>176</u>	<u>204</u>	<u>4</u>	<u>56</u>
Air Command and Staff School - Total	47	137	155	4	25
Air War College - Total	5	-	-	-	5
Air Force Institute of Technology - Total	36	39	49	-	26
<u>FOURTH QUARTER - TOTAL</u>	<u>56</u>	<u>72</u>	<u>100</u>	<u>1</u>	<u>27</u>
Air Command and Staff School - Total	25	34	42	1	16
Air War College - Total	5	-	5	-	-
Air Force Institute of Technology - Total	26	38	53	-	11

Source: Data Applications Division, Data Services Center, Comptroller of the Air Force.

TABLE 169 - TECHNICAL TRAINING OF FOREIGN NATIONALS BY AIR TRAINING COMMAND, AND AF SYSTEMS COMMAND, BY QUARTER - FY 1963

FISCAL YEAR BY QUARTER BY TYPE OF PERSONNEL	UNDER INSTRUCTION (BEGINNING OF PERIOD)	DURING PERIOD			UNDER INSTRUCTION (END OF PERIOD)
		Entries	Graduates	Losses	
<u>TOTAL</u>	<u>606</u>	<u>2,487</u>	<u>2,438</u>	<u>39</u>	<u>616</u>
OFFICER - TOTAL	127	621	585	37	126
AIRMAN - TOTAL	479	1,866	1,853	2	490
<u>FIRST QUARTER - TOTAL</u>	<u>606</u>	<u>513</u>	<u>558</u>	<u>4</u>	<u>557</u>
Officer - Total	127	74	94	2	105
Airman - Total	479	439	464	2	452
<u>SECOND QUARTER - TOTAL</u>	<u>557</u>	<u>533</u>	<u>572</u>	<u>6</u>	<u>512</u>
Officer - Total	105	58	82	8	75
Airman - Total	452	475	490	-	437
<u>THIRD QUARTER - TOTAL</u>	<u>512</u>	<u>675</u>	<u>593</u>	<u>1</u>	<u>593</u>
Officer - Total	75	259	138	1	195
Airman - Total	437	416	455	-	398
<u>FOURTH QUARTER - TOTAL</u>	<u>593</u>	<u>766</u>	<u>715</u>	<u>28</u>	<u>616</u>
Officer - Total	195	230	271	28	126
Airman - Total	398	536	444	-	490

Source: Data Applications Division, Data Services Center, Comptroller of the Air Force.

TABLE 170 - TRAINING OF USAF MILITARY PERSONNEL IN US ARMY SCHOOLS - FY 1963

TYPE OF TRAINING	UNDER INSTRUCTION (BEGINNING OF PERIOD)	DURING PERIOD			UNDER INSTRUCTION (END OF PERIOD)
		Entries	Graduates	Losses	
OFFICERS					
<u>TOTAL</u>	<u>29</u>	<u>859</u>	<u>784</u>	<u>57</u>	<u>47</u>
<u>Professional Training - Total</u>	-	<u>29</u>	<u>28</u>	<u>1</u>	-
Army War College	-	-	-	-	-
Command and General Staff College	-	29	28	1	-
Medical Service Graduate School	-	-	-	-	-
<u>Educational Training - Total</u>	<u>11</u>	<u>22</u>	<u>15</u>	<u>5</u>	<u>13</u>
Language	<u>11</u>	<u>22</u>	<u>15</u>	<u>5</u>	<u>13</u>
<u>Technical Training - Total</u>	<u>18</u>	<u>808</u>	<u>741</u>	<u>51</u>	<u>34</u>
Adjutant General School	-	<u>31</u>	<u>30</u>	-	<u>1</u>
Air Defense	-	16	16	-	-
Army Management	-	4	4	-	-
Attache Course	6	38	39	5	-
Attache Staff Administration	-	4	4	-	-
Attache Staff Finance	-	5	4	1	-
Aviation	-	23	23	-	-
CBR Weapons Orientation	-	62	62	-	-
Chemist Corps	-	1	1	-	-
Engineer School	-	8	8	-	-
Finance	-	1	1	-	-
Industrial Security Orientation	-	65	65	-	-
Infantry School	11	295	231	42	33
Intelligence	-	72	72	-	-
Joint Military Packaging Training	-	13	13	-	-
Judge Advocate General School	-	32	32	-	-
Logistics Management Center	-	18	18	-	-
Management	-	10	10	-	-
Medical Field Service	-	12	12	-	-
Medical Service Meat and Dairy Hygiene	1	3	4	-	-
Military Police	-	5	5	-	-
Ordnance	-	14	12	2	-
Quartermaster School	-	44	44	-	-
Signal	-	3	3	-	-
Special Warfare	-	22	21	1	-
Strategic Intelligence	-	7	7	-	-
AIRMEN					
<u>TOTAL</u>	<u>231</u>	<u>2,499</u>	<u>2,391</u>	<u>83</u>	<u>256</u>
<u>Educational Training - Total</u>	<u>1</u>	<u>4</u>	<u>1</u>	<u>2</u>	<u>2</u>
Language	<u>1</u>	<u>4</u>	<u>1</u>	<u>2</u>	<u>2</u>
<u>Technical Training - Total</u>	<u>230</u>	<u>2,495</u>	<u>2,390</u>	<u>81</u>	<u>254</u>
Adjutant General School	-	<u>276</u>	<u>254</u>	-	<u>20</u>
Attache Staff Administration	-	11	11	-	-
Attache Staff Communication	3	6	9	-	-
Attache Staff Finance	-	10	10	-	-
Aviation	-	8	8	-	-
CBR Weapons Orientation	-	2	2	-	-
Engineer School	144	372	467	3	46
Engineer Specialist	23	21	44	-	-
Industrial Security Orientation	-	3	3	-	-

TABLE 170 - TRAINING OF USAF MILITARY PERSONNEL IN US ARMY SCHOOLS - FY 1963 (CONTINUED)

TYPE OF TRAINING	UNDER INSTRUCTION (BEGINNING OF PERIOD)	DURING PERIOD			UNDER INSTRUCTION (END OF PERIOD)
		Entries	Graduates	Losses	
AIRMEN (Continued)					
Infantry School	10	339	294	53	2
Information Services	37	115	139	5	8
Intelligence	-	7	7	-	-
Joint Military Packaging Training	-	300	297	3	-
Judge Advocate General School	-	4	4	-	-
Military Police	-	7	7	-	-
Ordnance	-	116	116	-	-
Provost Marshal General School	4	9	13	-	-
Quartermaster School	-	803	616	12	175
Signal	9	86	89	3	3

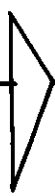
Source: Data Applications Division, Data Services Center, Comptroller of the Air Force.

TABLE 171 - TRAINING OF USAF MILITARY PERSONNEL IN US NAVY SCHOOLS - FY 1963


SCHOOL AND COURSE	UNDER INSTRUCTION (BEGINNING OF PERIOD)	DURING PERIOD			UNDER INSTRUCTION (END OF PERIOD)
		Entries	Graduates	Losses	
OFFICERS					
<u>TOTAL</u>	<u>10</u>	<u>166</u>	<u>159</u>	<u>5</u>	<u>12</u>
<u>Educational Training - Total</u>	<u>2</u>	<u>27</u>	<u>24</u>	-	<u>5</u>
Armed Forces Staff College	-	-	-	-	-
US Naval Preparatory School	-	-	-	-	-
US Naval Postgraduate School	2	5	2	-	5
US Naval War College	-	22	22	-	-
<u>Technical Training - Total</u>	<u>8</u>	<u>139</u>	<u>135</u>	<u>5</u>	<u>7</u>
Amphibian Operation	-	7	7	-	-
CEC Officer School	-	13	13	-	-
Damage Control School	-	7	7	-	-
Defense Int - Language	-	10	10	-	-
Firefighting	-	4	4	-	-
Guided Missiles	-	19	19	-	-
Land Ordnance	6	15	16	-	5
Land Ordnance Refresher	-	14	13	-	1
Nuclear Weapons Disposal	1	19	15	5	-
Nuclear Weapons Disposal, Refresher	1	14	14	-	1
Nuclear Weapons Orientation	-	4	4	-	-
Pistol Familiarization	-	12	12	-	-
Transportation Management	-	1	1	-	-
AIRMEN					
<u>TOTAL</u>	<u>121</u>	<u>1,099</u>	<u>1,114</u>	<u>26</u>	<u>80</u>
<u>Educational Training - Total</u>	<u>-</u>	<u>5</u>	<u>-</u>	<u>1</u>	<u>4</u>
Armed Forces Staff College	-	-	-	-	-
US Naval Preparatory School	-	5	-	1	4
US Naval Postgraduate School	-	-	-	-	-
US Naval War College	-	-	-	-	-
<u>Technical Training - Total</u>	<u>121</u>	<u>1,094</u>	<u>1,114</u>	<u>25</u>	<u>76</u>
Damage Control	-	45	45	-	-
Firefighting	-	85	85	-	-
Land Ordnance	6	22	20	7	1
Land Ordnance Refresher	6	237	233	3	7
Naval Justice	15	60	56	2	17
Nuclear Weapons Disposal	3	20	21	-	2
Nuclear Weapons Disposal, Refresher	15	234	237	4	8
Pistol Familiarization	-	26	26	-	-
Power Generator School	76	304	338	1	41
Transportation Management	-	2	2	-	-
Underwater Swim School	-	59	51	8	-

Source: Data Applications Division, Data Services Center, Comptroller of the Air Force.

Civilian Personnel



PART X



CIVILIAN PERSONNEL

INTRODUCTION

Tables included in this subject matter area provide summary data for paid, on the rolls civilian personnel, whether compensated directly by the Air Force or indirectly by Air Force through local arrangements and agreements with foreign countries. Excluded from the data are (1) civilian employees of private contractors, (2) civilian employees of military non-appropriated fund agencies such as post exchanges and commissaries, and (3) WOC (without compensation) civilian employees of the Air Force.

DEFINITIONS

ACCESSION

Action resulting in the addition of a civilian employee to the Department of the Air Force.

APPOINTMENT

1. Excepted - Employees appointed without regard to the competitive requirements of the Civil Service rules and regulations to positions excepted by statute, by executive order, or by authority of Schedule A, B, or C.
2. Excepted, permanent - Employees serving under excepted appointments or personal service contracts which contain no conditions or restrictions as to tenure.
3. Excepted, limited or conditional - Employees serving under excepted appointments or personal service contracts which specify either conditional or indefinite tenure, or specific time limitations.
4. Competitive, career - Appointments from Civil Service registers to positions which are not filled by career conditional appointments and to other positions of persons who have previously met the service requirements.
5. Competitive, career-conditional - Appointments from Civil Service registers which are conditional until a length of creditable service requirement (3 years) has been met.
6. COMPETITIVE, LIMITED TENURE - Civilian employees serving under temporary appointments pending establishment of registers, temporary appointments to positions in competitive service for definite periods of 1 year or less and those serving under indefinite appointments who are not entitled to conversion to career or career-conditional appointment under E. O. 10577.
7. PUBLIC LAW 86-91 - Covers the hiring of oversea dependent school teachers.
8. PUBLIC LAW 313 - Covers scientific and engineering positions.
9. PUBLIC LAW 854 - Covers general counsel positions.
10. SPECIAL CONSULTANTS-Civilian employees with "excepted appointments"(excluded from provisions of the classification Act of 1949) for a specified number of days, not to exceed one year, and who receive a stipulated amount of compensation for the days actually employed.
11. Temporary Appointments - Civilians serving under temporary appointments for indefinite limited periods (one year or less.)

EMPLOYEES

1. Departmental Civilian Employees - Employee designation indicating appointment to Headquarters, USAF.
2. Direct-Hire - Employees performing personal services for the Air Force and who are paid directly by the Air Force.
3. Full-Time - Employees regularly required to work, as a minimum, the number of hours and days required by administrative work week for their employment group or class, regardless of the nature of appointments.

CIVILIAN PERSONNEL (CONTINUED)

DEFINITIONS (CONTINUED)

EMPLOYEES (CONTINUED)

4. General Schedule (GS) - A schedule of civilian personnel which includes former Professional and Scientific Service (P Service), Clerical, Administrative, and Fiscal Service (CAF), and the Sub-professional Service (SP Service) established by Classification Act 1949 (PL 429, 81st Congress) replacing Classification Act of 1923, as amended.

5. Indirect-Hire - Employees performing personal services for the Air Force and under the supervision of the Air Force. Payments are made for these services by the Air Force to a foreign government or other agency which in turn pays the employees concerned.

6. Intermittent - Employees employed on an irregular or occasional basis whose hours or days of work are not based on a prearranged schedule, and who are compensated only for the time when actually employed or for service actually rendered. (Includes WAE-Special Consultants and Other than Special Consultants.)

7. Part-Time - Employees regularly employed on a prearranged schedule whose working time is less than that prescribed for full-time employees in the same group or class; excludes special consultants.

8. Salaried - Employees occupying positions subject to the Classification Act of 1949 as amended plus a few employees whose compensation is established by Acts other than the Classification Act, by executive order, or by administrative determination.

HEADQUARTERS, USAF - Includes Office of the Secretary of the Air Force, Central Control Group, and the Air Staff.

SEPARATION - Action resulting in the loss of a civilian employee from the Department of the Air Force.

VETERANS' PREFERENCE - The preference, with respect to conditions of employment, as allowed under the Veterans Preference Act as amended. This preference covers ex-servicemen, mothers entitled to preference under Public Laws 396 and 888 (80th Congress), wives of service connected disabled ex-servicemen, and widows of servicemen or ex-servicemen.

5 Point:

1. Veterans (Male and Female) - Civilians employed as of the end of the month who were "Veterans" resulting from their own full-time active duty in the Armed Forces of the United States during a war, during the period April 28, 1952, through July 1, 1955, or in a campaign or expedition for which a campaign badge (service medal) has been authorized.

10 Point:

1. Mothers - Civilians employed at the end of the month who had established veterans' preference as the mother of a deceased "Veteran", son or daughter who served on honorable duty in the US Service or the mother of a permanently disabled "Veteran" providing the mother is widowed, divorced, or the wife of a permanently disabled husband (living husband may or may not be the father of the "Veteran").

2. Veterans (Male and Female) - Civilians employed as of the end of the month who were "Veterans" resulting from their own full-time active duty at any time (peacetime as well as wartime), provided there is service connected disability.

3. Widows - Civilians employed at the end of the month who established veterans' preference as the un-remarried widows of deceased veterans.

4. Wives - Civilians employed at the end of the month who had established veterans' preference as wives of service connected disabled veterans.

WAGE BOARD EMPLOYEES - Category of employees who are paid according to prevailing wage board determinations in the area of their employment.

CIVILIAN PERSONNEL (CONTINUED)

WHEN ACTUALLY EMPLOYED (WAE) EMPLOYEES - See Intermittent Employees (Civilian Personnel).

CANAL ZONE MERIT SYSTEM - Implemented by Public Law 85-550, approved July 25, 1958, this new system basically provides that all personnel in the Canal Zone, whether US citizens or not, compete equally for positions except where employment of US citizens is required for security reasons.

TABLE 172 - USAF CIVILIAN EMPLOYEES, WORLD-WIDE, AT END OF QUARTER - FY 1963

END OF QUARTER	WORLD-WIDE			CONTI- NENTAL US	OVERSEAS			INDIRECT- HIRE (NON- CITIZENS)
	Total	US Citizens	Non- Citizens		Total	Direct-Hire		
						US Citizens	Non-Citizens	
30 September (1962) . . .	347,464	286,393	61,071	271,877	75,587	14,516	19,237	41,834
31 December	348,488	287,651	60,837	273,055	75,433	14,596	19,226	41,611
31 March (1963)	342,984	284,507	58,477	269,968	73,016	14,539	18,933	39,544
30 June	335,370	278,347	57,023	266,379	68,991	11,968	18,635	38,388

Source: Data Applications Division, Data Services Center, Comptroller of the Air Force

TABLE 173 - CIVILIAN EMPLOYEES BY DUTY LOCATION WITHIN CONTINENTAL US, AT END OF QUARTER - FY 1963

(The distribution of strength is by duty location, rather than the location of the unit of appointment. Personnel who are stationed outside the Continental US, but who are appointed to units within the Continental US are excluded; personnel who are stationed in the Continental US, but who are appointed to units outside the Continental US are included).

STATE	30 SEP (1962)	31 DEC	31 MAR (1963)	30 JUN	STATE	30 SEP (1962)	31 DEC	31 MAR (1963)	30 JUN
TOTAL	271,877	273,055	269,968	266,379	Montana	883	958	952	869
Alabama	18,358	18,087	17,258	16,660	Nebraska	1,713	1,726	1,686	1,779
Arizona	3,265	3,235	3,209	3,150	Nevada	1,623	1,561	1,521	1,509
Arkansas	716	734	746	738	New Hampshire	706	738	749	693
California	37,765	37,971	37,474	37,032	New Jersey	2,253	2,369	2,317	2,281
Colorado	7,937	8,021	7,879	7,810	New Mexico	4,162	4,121	4,105	4,164
Connecticut	296	305	298	289	New York	11,313	11,344	11,180	11,088
Delaware	1,172	1,173	1,171	1,216	North Carolina	1,039	1,042	1,030	1,003
District of Columbia	5,971	5,324	5,298	5,121	North Dakota	690	781	838	811
Florida	8,031	8,184	8,105	8,040	Ohio	21,504	21,702	21,877	22,128
Georgia	17,549	17,734	17,441	17,718	Oklahoma	20,753	20,445	20,247	19,924
Idaho	372	378	368	376	Oregon	651	668	665	697
Illinois	5,620	5,641	5,364	5,386	Pennsylvania	12,175	12,254	12,240	12,097
Indiana	1,037	1,035	1,054	1,042	Rhode Island	8	8	8	5
Iowa	125	136	152	145	South Carolina	2,438	2,478	2,215	1,846
Kansas	2,022	2,046	2,026	1,650	South Dakota	594	648	671	672
Kentucky	37	34	28	27	Tennessee	2,013	1,976	1,941	1,549
Louisiana	1,572	1,602	1,571	1,436	Texas	36,916	36,859	36,288	36,007
Maine	1,017	1,139	1,157	984	Utah	11,874	11,944	11,869	11,815
Maryland	3,124	3,368	3,269	3,247	Vermont	33	35	37	31
Massachusetts	5,129	5,148	5,237	5,192	Virginia	2,291	2,723	2,874	2,740
Michigan	2,083	2,195	2,243	2,040	Washington	3,146	3,166	3,166	3,058
Minnesota	791	818	809	819	West Virginia	22	19	18	20
Mississippi	3,239	3,216	3,171	3,165	Wisconsin	832	823	813	811
Missouri	4,414	4,535	4,696	4,838	Wyoming	603	608	637	661

Source: Data Applications Division, Data Services Center, Comptroller of the Air Force

TABLE 174 - CIVILIAN EMPLOYEES BY DUTY LOCATION OUTSIDE CONTINENTAL US, AT END OF QUARTER -
FY 1963

(The distribution of command strength is by duty location, rather than the location of the unit of appointment. Personnel who are stationed outside the Continental US, but who are appointed to units within the Continental US are included; personnel who are stationed in the Continental US, but who are appointed to units outside the Continental US are excluded).

COUNTRY	30 SEPTEMBER (1962)	31 DECEMBER	31 MARCH (1963)	30 JUNE
<u>TOTAL</u>	<u>33,753</u>	<u>33,822</u>	<u>33,472</u>	<u>30,603</u>
Alaska	2,640	2,573	2,540	2,554
Argentina	4	4	4	4
Austria	3	2	1	1
Azores	1,582	1,577	1,529	1,509
Belgian Congo	4	4	4	4
Belgium	34	31	34	35
Bermuda	693	691	675	577
Bolivia	2	3	3	2
Brazil	31	30	30	28
Bulgaria	2	1	1	1
Canada	2,492	2,462	2,401	2,194
Canal Zone	822	824	829	835
Chile	3	3	3	3
Colombia	2	3	5	4
Crete	3	6	8	3
Czechoslovakia	4	4	4	4
Denmark	6	6	6	1
Ecuador	2	2	2	2
Egypt	3	3	3	3
El Salvador	1	1	1	1
Ethiopia	7	7	7	7
France	563	571	699	376
Germany	1,693	1,737	1,452	1,065
Greece	16	13	9	12
Greenland	12	-	-	-
Guam	925	924	931	832
Guatemala	6	6	6	6
Haiti	2	2	2	2
Hawaii	2,791	2,811	2,761	2,773
Honduras	1	1	1	1
Hong Kong	4	4	7	4
Hungary	-	-	-	-
Iceland	12	14	14	14
India	-	-	-	-
Indonesia	-	-	-	-
Iran	-	-	-	-
Iraq	-	-	-	-
Israel	7	7	8	8
Italy	571	573	571	550
Ivory Coast	1	1	1	1
Japan	1,664	1,701	1,674	1,042
Johnston Island	11	10	11	9
Korea	1,798	1,873	1,822	1,819
Lebanon	-	1	7	7
Libya	700	766	765	737
Madagascar	4	4	4	4
Morocco	331	305	291	172

TABLE 174 - CIVILIAN EMPLOYEES BY DUTY LOCATION OUTSIDE CONTINENTAL US, AT END OF QUARTER -
FY 1963 (CONTINUED)

COUNTRY	30 SEPTEMBER (1962)	31 DECEMBER	31 MARCH (1963)	30 JUNE
Netherlands	16	17	24	24
Nicaragua	1	1	1	1
Norway	33	33	33	26
Okinawa	4,184	4,135	4,083	3,981
Pakistan	240	259	261	301
Paraguay	1	1	1	1
Peru	10	10	12	12
Philippine Islands	3,877	3,977	3,853	3,721
Poland	-	-	-	-
Portugal	10	14	13	12
Puerto Rico	448	453	449	446
Rumania	1	1	1	1
Russia	-	-	-	-
Ryukyus Island	1	2	-	-
Saudi Arabia	2	2	3	1
South Africa	6	6	5	5
Spain	2,859	2,871	2,877	2,627
Sweden	11	13	11	12
Switzerland	6	5	6	7
Taiwan	410	432	427	409
Thailand	1	119	89	97
Turkey	967	899	967	912
United Kingdom	870	745	966	489
Uruguay	2	2	2	2
Venezuela	6	6	6	7
Vietnam	327	246	244	291
Yugoslavia	12	12	12	12

Source: Data Applications Division, Data Services Center, Comptroller of the Air Force

TABLE 175 - CIVILIAN EMPLOYEES BY CATEGORY, BY GRADE, WORLD-WIDE, AT END OF QUARTER - FY 1963

CATEGORY AND GRADE	WORLD-WIDE				CONTINENTAL US				OVERSEAS			
	30 September (1962)	31 December	31 March (1963)	30 June	30 September (1962)	31 December	31 March (1963)	30 June	30 September (1962)	31 December	31 March (1963)	30 June
<u>TOTAL</u>	305,630	306,877	303,440	296,982	271,877	273,055	269,968	266,379	33,753	33,822	33,472	30,603
<u>SALARIED - TOTAL</u>	158,597	160,228	159,211	155,920	148,183	149,707	148,700	147,920	10,414	10,521	10,511	8,000
<u>General Schedule - Total</u>	155,316	156,909	155,885	154,977	148,058	149,578	148,576	147,794	7,258	7,331	7,309	7,183
1	66	62	65	77	52	53	54	53	14	9	11	14
2	2,213	2,211	1,593	1,758	2,106	2,112	1,521	1,696	107	99	72	62
3	22,328	22,223	20,885	20,324	21,285	21,191	19,912	19,398	1,043	1,032	973	926
4	28,331	28,454	28,158	27,439	26,733	26,869	26,630	25,968	1,598	1,585	1,528	1,471
5	21,941	22,200	21,968	22,025	20,736	20,946	20,665	20,716	1,205	1,254	1,303	1,309
6	7,400	7,435	7,425	7,294	6,931	6,967	6,953	6,827	469	468	472	467
7	12,935	13,271	13,558	13,377	12,570	12,896	13,182	12,999	365	375	376	378
8	1,724	1,710	1,660	1,629	1,589	1,573	1,522	1,497	135	137	138	132
9	18,757	19,038	19,591	19,711	18,278	18,560	19,113	19,250	479	478	478	461
10	1,449	1,432	1,501	1,518	1,308	1,283	1,346	1,370	141	149	155	148
11	16,282	16,589	16,852	16,978	15,620	15,900	16,132	16,261	662	689	720	717
12	11,231	11,452	11,641	11,768	10,593	10,801	10,960	11,078	638	651	681	690
13	6,705	6,799	6,902	6,981	6,397	6,489	6,602	6,676	308	310	300	305
14	2,813	2,863	2,904	2,913	2,742	2,793	2,828	2,835	71	70	76	78
15	1,063	1,090	1,102	1,101	1,042	1,067	1,078	1,078	21	23	24	23
16	52	54	52	55	50	52	50	53	2	2	2	2
17	20	20	21	21	20	20	21	21	-	-	-	-
18	6	6	7	8	6	6	7	8	-	-	-	-
<u>Public Law 86-91 - Total</u>	2,795	2,830	2,835	445	-	-	-	-	2,795	2,830	2,835	445
<u>Public Law 313 - Total</u>	123	128	126	127	119	124	120	122	4	4	6	5
<u>Canal Zone Merit System - Total</u>	357	356	361	367	-	-	-	-	357	356	361	367
<u>Presidential Appointees - Total</u>	5	5	4	4	5	5	4	4	-	-	-	-
<u>Other - Total</u>	1	-	-	-	1	-	-	-	-	-	-	-
<u>WAGE BOARD - TOTAL</u>	146,976	146,608	144,152	140,985	123,637	123,307	121,191	118,384	23,339	23,301	22,961	22,601
<u>Canal Zone Merit System</u>	464	466	466	466	-	-	-	-	464	466	466	466
Wage Board Foremen	11,553	11,475	11,454	11,345	10,793	10,716	10,697	10,601	760	759	757	744
Wage Board Leaders	7,422	7,400	7,422	7,288	7,031	6,987	7,014	6,893	391	413	408	395
Wage Board	108,486	108,268	106,149	103,588	105,414	105,242	103,160	100,613	3,072	3,026	2,989	2,975
Trainees and Other	444	399	358	298	399	362	320	277	45	37	38	21
Foreign Nationals	18,607	18,600	18,303	18,000	-	-	-	-	18,607	18,600	18,303	18,000
<u>SPECIAL CONSULTANTS - TOTAL</u>	57	41	77	77	57	41	77	75	-	-	-	23

Source: Data Applications Division, Data Services Center, Comptroller of the Air Force

TABLE 176 - CIVILIAN EMPLOYEES BY TYPE OF APPOINTMENT, BY EMPLOYEE GROUP, WORLD-WIDE,
AT END OF QUARTER - FY 1963.

LOCATION AND TYPE OF APPOINTMENT	30 SEPTEMBER (1962)	31 DECEMBER	31 MARCH (1963)	30 JUNE
<u>WORLD-WIDE - TOTAL</u>	<u>305,630</u>	<u>306,877</u>	<u>303,440</u>	<u>296,982</u>
<u>Competitive, Career - Total</u>	<u>227,127</u>	<u>227,572</u>	<u>227,459</u>	<u>225,117</u>
Salaried a/	118,654	119,963	120,689	120,280
Wage Board	108,473	107,609	106,770	104,837
<u>Competitive, Career-Conditional - Total</u>	<u>47,441</u>	<u>47,812</u>	<u>46,245</u>	<u>44,277</u>
Salaried	31,476	31,494	30,404	29,341
Wage Board	15,965	16,318	15,841	14,936
<u>Competitive, Limited Tenure - Total</u>	<u>6,729</u>	<u>7,325</u>	<u>5,809</u>	<u>6,250</u>
Salaried	3,678	4,112	3,417	3,881
Wage Board	3,051	3,213	2,392	2,369
<u>Excepted, Limited, or Conditional - Total</u>	<u>21,049</u>	<u>20,626</u>	<u>20,338</u>	<u>17,738</u>
Salaried b/	3,340	3,211	3,250	1,214
Wage Board	17,709	17,415	17,088	16,524
<u>Excepted, Permanent - Total</u>	<u>3,284</u>	<u>3,542</u>	<u>3,589</u>	<u>3,600</u>
Salaried	1,292	1,281	1,316	1,065
Wage Board	1,992	2,261	2,273	2,535
 <u>CONTINENTAL US - TOTAL</u>	 <u>271,877</u>	 <u>273,055</u>	 <u>269,968</u>	 <u>266,379</u>
<u>Competitive, Career - Total</u>	<u>219,421</u>	<u>219,898</u>	<u>219,664</u>	<u>217,397</u>
Salaried a/	113,941	115,302	115,902	115,536
Wage Board	105,480	104,596	103,762	101,861
<u>Competitive, Career-Conditional - Total</u>	<u>45,397</u>	<u>45,683</u>	<u>44,119</u>	<u>42,230</u>
Salaried	30,127	30,098	29,036	28,017
Wage Board	15,270	15,585	15,083	14,213
<u>Competitive, Limited Tenure - Total</u>	<u>5,761</u>	<u>6,230</u>	<u>4,867</u>	<u>5,268</u>
Salaried	3,089	3,317	2,721	3,207
Wage Board	2,672	2,913	2,146	2,061
<u>Excepted, Limited, or Conditional - Total</u>	<u>467</u>	<u>425</u>	<u>480</u>	<u>643</u>
Salaried b/	379	334	397	508
Wage Board	88	91	83	135
<u>Excepted, Permanent - Total</u>	<u>831</u>	<u>819</u>	<u>838</u>	<u>841</u>
Salaried	704	697	721	727
Wage Board	127	122	117	114
 <u>OVERSEA - TOTAL</u>	 <u>33,753</u>	 <u>33,822</u>	 <u>33,472</u>	 <u>30,603</u>
<u>Competitive, Career - Total</u>	<u>7,706</u>	<u>7,674</u>	<u>7,795</u>	<u>7,720</u>
Salaried	4,713	4,661	4,787	4,744
Wage Board	2,993	3,013	3,008	2,976
<u>Competitive, Career-Conditional - Total</u>	<u>2,044</u>	<u>2,129</u>	<u>2,126</u>	<u>2,047</u>
Salaried	1,349	1,396	1,368	1,324
Wage Board	695	733	758	723
<u>Competitive, Limited Tenure - Total</u>	<u>968</u>	<u>1,095</u>	<u>942</u>	<u>982</u>
Salaried	589	795	696	674
Wage Board	379	300	246	308
<u>Excepted, Limited, or Conditional - Total</u>	<u>20,582</u>	<u>20,201</u>	<u>19,858</u>	<u>17,095</u>
Salaried b/	2,961	2,877	2,853	706
Wage Board	17,621	17,324	17,005	16,389
<u>Excepted, Permanent - Total</u>	<u>2,453</u>	<u>2,723</u>	<u>2,751</u>	<u>2,759</u>
Salaried	588	584	595	338
Wage Board	1,865	2,139	2,156	2,421

a/ Includes Presidential Appointees

b/ Includes Special Consultants

Source: Data Applications Division, Data Services Center, Comptroller of the Air Force

TABLE 177 - WAE (WHEN ACTUALLY EMPLOYED) EMPLOYEES AND PRESIDENTIAL APPOINTEES, WORLD-WIDE,
AT END OF QUARTER - FY 1963

END OF QUARTER AND LOCATION	PRESIDENTIAL APPOINTEES	WAE (SPECIAL CONSULTANTS) <u>a/</u>	WAE(OTHER THAN SPECIAL CONSULTANTS) <u>a/</u>		
			TOTAL	SALARIED	WAGE BOARD
<u>TOTAL</u>	56	721	6,937	2,524	4,413
CONTINENTAL US - TOTAL	56	721	4,172	1,522	2,650
OVERSEA - TOTAL	-	-	2,765	1,002	1,763
<u>First Quarter - Total</u>	15	172	1,880	510	1,370
Continental US	15	172	1,112	377	735
Oversea	-	-	768	133	635
<u>Second Quarter - Total</u>	15	154	1,799	627	1,172
Continental US	15	154	1,044	384	660
Oversea	-	-	755	243	512
<u>Third Quarter - Total</u>	14	205	1,631	745	886
Continental US	14	205	936	388	548
Oversea	-	-	695	357	338
<u>Fourth Quarter - Total</u>	12	190	1,627	642	985
Continental US	12	190	1,080	373	707
Oversea	-	-	547	269	278

a/ Figures represent personnel who worked for any length of time during the quarter.

Source: Data Applications Division, Data Services Center, Comptroller of the Air Force

TABLE 178 - CIVILIAN EMPLOYEES WITH VETERANS PREFERENCE, BY PREFERENCE POINTS
WITHIN MAJOR AIR COMMANDS, WORLD-WIDE, AT END OF QUARTER-FY 1963

COMMAND	30 SEPTEMBER 1962		31 DECEMBER		31 MARCH 1963		30 JUNE	
	5 and 10 Point Vets	10 Point Vets	5 and 10 Point Vets	10 Point Vets	5 and 10 Point Vets	10 Point Vets	5 and 10 Point Vets	10 Point Vets
<u>WORLD-WIDE - TOTAL</u>	<u>152,727</u>	<u>27,683</u>	<u>153,395</u>	<u>27,824</u>	<u>152,633</u>	<u>27,729</u>	<u>150,209</u>	<u>27,466</u>
					a/		a/	
<u>CONTINENTAL US - TOTAL</u>	<u>147,207</u>	<u>27,143</u>	<u>147,773</u>	<u>27,251</u>	<u>146,980</u>	<u>27,118</u>	<u>144,905</u>	<u>26,869</u>
Aeronautical-Chart and Information Center	2,025	307	2,048	315	2,094	317	2,077	311
Air Defense Command	5,840	1,159	5,922	1,182	5,942	1,206	5,775	1,166
Air Force Accounting and Finance Center	662	196	667	197	668	201	671	194
Air Force Communications Service	1,291	198	1,312	208	1,278	201	1,308	222
Air Force Logistics Command	74,429	13,238	74,233	13,232	73,504	13,125	72,497	12,960
Air Force Systems Command	18,805	3,522	18,971	3,570	19,156	3,630	19,083	3,645
Air Training Command	11,552	2,389	11,506	2,381	11,382	2,354	11,345	2,360
Air University	1,183	293	1,183	287	1,171	289	1,167	287
Continental Air Command	6,293	769	6,386	786	6,291	773	6,072	766
Headquarters Command, USAF	2,681	444	2,940	480	3,002	495	2,899	492
Headquarters US Air Force	1,385	225	991	151	1,121	184	1,093	182
Military Air Transport Service	5,765	1,011	5,978	1,041	5,819	1,009	6,199	1,069
Office of Aerospace Research	552	94	552	97	554	100	560	101
Strategic Air Command	8,953	2,001	9,394	2,104	9,376	2,050	8,578	1,935
Tactical Air Command	4,217	1,004	4,098	909	4,033	878	4,017	879
USAF Academy	1,110	195	1,121	208	1,106	203	1,081	203
USAF Security Service	464	98	471	103	483	103	481	97
<u>OVERSEA - TOTAL</u>	<u>5,520</u>	<u>540</u>	<u>5,622</u>	<u>573</u>	<u>a/ 5,653</u>	<u>611</u>	<u>a/ 5,306</u>	<u>597</u>
Aeronautical Chart and Information Center	3	-	3	-	3	-	3	-
Air Defense Command	18	2	19	2	20	3	22	3
Air Force Communications Service	238	47	212	22	224	22	228	20
Air Force Logistics Command	314	29	347	32	342	35	356	37
Air Force Systems Command	18	4	21	4	21	6	18	5
Alaskan Air Command	876	113	835	90	806	87	786	80
Caribbean Air Command	82	7	82	7	80	6	77	6
Headquarters Command, USAF	66	6	64	6	83	9	84	10
Military Air Transport Service	551	39	573	45	564	44	545	40
Office of Aerospace Research	2	1	2	1	1	1	5	1
Pacific Air Forces	1,946	170	1,955	174	1,929	173	1,844	170
Strategic Air Command	719	59	786	127	815	161	721	168
US Air Forces, Europe	671	62	708	63	748	64	598	56
USAF Security Service	16	1	17	-	16	-	18	1

a/ Includes 1 civilian in Headquarters US Air Force, Overseas.

Source: Data Applications Division, Data Services Center, Comptroller of the Air Force

TABLE 179 - CIVILIAN EMPLOYEES BY SEX, BY LOCATION, WORLD-WIDE, AT END OF QUARTER - FY 1963

SEX IDENTIFICATION AND LOCATION BY COMMAND	31 SEPTEMBER (1962)	31 DECEMBER	31 MARCH (1963)	30 JUNE
WORLD-WIDE				
<u>TOTAL</u>	<u>305,630</u>	<u>306,877</u>	a/ <u>303,440</u>	a/ <u>296,982</u>
MALE - TOTAL	219,584	220,142	a/ 218,528	a/ 215,357
FEMALE - TOTAL	86,046	86,735	84,912	81,625
CONTINENTAL US				
<u>CONTINENTAL US - TOTAL</u>	<u>271,877</u>	<u>273,055</u>	<u>269,968</u>	<u>266,379</u>
MALE - TOTAL	194,820	195,381	194,076	191,791
FEMALE - TOTAL	77,057	77,674	75,892	74,588
<u>Aeronautical Chart and Information Center - Total</u>	<u>3,331</u>	<u>3,421</u>	<u>3,549</u>	<u>3,653</u>
Male	2,589	2,657	2,781	2,842
Female	742	764	768	811
<u>Air Defense Command - Total</u>	<u>11,049</u>	<u>11,187</u>	<u>11,175</u>	<u>10,854</u>
Male	7,237	7,328	7,334	7,151
Female	3,812	3,859	3,841	3,703
<u>Air Force Communications Service - Total</u>	<u>3,456</u>	<u>3,504</u>	<u>3,445</u>	<u>3,404</u>
Male	1,396	1,404	1,362	1,349
Female	2,060	2,100	2,083	2,055
<u>Air Force Accounting and Finance Division - Total</u>	<u>1,741</u>	<u>1,748</u>	<u>1,744</u>	<u>1,731</u>
Male	666	671	675	678
Female	1,075	1,077	1,069	1,053
<u>Air Force Logistics Command - Total</u>	<u>132,907</u>	<u>132,664</u>	<u>130,727</u>	<u>128,529</u>
Male	103,830	103,585	102,426	100,855
Female	29,077	29,079	28,301	27,674
<u>Air Force Systems Command - Total</u>	<u>37,664</u>	<u>37,897</u>	<u>37,994</u>	<u>37,955</u>
Male	25,457	25,572	25,717	25,865
Female	12,207	12,325	12,277	12,090
<u>Air Training Command - Total</u>	<u>21,023</u>	<u>20,863</u>	<u>20,466</u>	<u>20,506</u>
Male	14,126	14,013	13,844	13,885
Female	6,897	6,850	6,622	6,621
<u>Air University - Total</u>	<u>2,295</u>	<u>2,292</u>	<u>2,272</u>	<u>2,298</u>
Male	1,391	1,390	1,376	1,390
Female	904	902	896	908
<u>Continental Air Command - Total</u>	<u>9,212</u>	<u>9,378</u>	<u>9,108</u>	<u>8,875</u>
Male	6,935	7,038	6,938	6,701
Female	2,277	2,340	2,170	2,174
<u>Headquarters Command, USAF - Total</u>	<u>5,496</u>	<u>6,189</u>	<u>6,394</u>	<u>6,235</u>
Male	3,593	3,930	3,973	3,887
Female	1,903	2,259	2,421	2,348
<u>Headquarters US Air Force - Total</u>	<u>4,344</u>	<u>3,605</u>	<u>3,559</u>	<u>3,390</u>
Male	1,739	1,255	1,388	1,342
Female	2,605	2,350	2,171	2,048
<u>Military Air Transport Service - Total</u>	<u>10,072</u>	<u>10,377</u>	<u>9,885</u>	<u>10,489</u>
Male	7,019	7,249	6,986	7,442
Female	3,053	3,128	2,899	3,047
<u>Office of Aerospace Research - Total</u>	<u>1,282</u>	<u>1,289</u>	<u>1,304</u>	<u>1,363</u>
Male	954	949	955	1,010
Female	328	340	349	353

TABLE 179 - CIVILIAN EMPLOYEES BY SEX, BY LOCATION, WORLD-WIDE, AT END OF QUARTER
FY 1963 - (CONTINUED)

SEX IDENTIFICATION AND LOCATION BY COMMAND	SEPTEMBER (1962)	31 DECEMBER	31 MARCH (1963)	30 JUNE
CONTINENTAL US (Continued)				
<u>Strategic Air Command - Total</u>	<u>17,714</u>	<u>18,321</u>	<u>18,296</u>	<u>17,157</u>
Male	10,987	11,471	11,500	10,614
Female	6,727	6,850	6,796	6,543
<u>Tactical Air Command - Total</u>	<u>7,597</u>	<u>7,585</u>	<u>7,329</u>	<u>7,275</u>
Male	4,954	4,902	4,863	4,848
Female	2,643	2,683	2,466	2,427
<u>USAF Academy - Total</u>	<u>1,786</u>	<u>1,814</u>	<u>1,788</u>	<u>1,740</u>
Male	1,412	1,422	1,402	1,370
Female	374	392	386	370
<u>USAF Security Service - Total</u>	<u>908</u>	<u>921</u>	<u>933</u>	<u>925</u>
Male	535	545	556	562
Female	373	376	377	363
OVERSEAS				
<u>OVERSEA - TOTAL</u>	<u>33,753</u>	<u>33,822</u>	a/ <u>33,472</u>	a/ <u>30,603</u>
MALE - TOTAL	24,764	24,761	a/ 24,452	a/ 23,566
FEMALE - TOTAL	8,989	9,061	9,020	7,037
<u>Aeronautical Chart and Information Center - Total</u>	<u>5</u>	<u>5</u>	<u>5</u>	<u>5</u>
Male	3	3	3	3
Female	2	2	2	2
<u>Air Force Communications Service - Total</u>	<u>1,399</u>	<u>1,400</u>	<u>1,421</u>	<u>1,389</u>
Male	629	609	632	622
Female	770	791	789	767
<u>Air Defense Command - Total</u>	<u>398</u>	<u>320</u>	<u>260</u>	<u>271</u>
Male	367	289	228	244
Female	31	31	32	27
<u>Air Force Logistics Command - Total</u>	<u>648</u>	<u>669</u>	<u>666</u>	<u>675</u>
Male	460	497	496	501
Female	188	172	170	174
<u>Air Force Systems Command - Total</u>	<u>65</u>	<u>67</u>	<u>66</u>	<u>55</u>
Male	33	36	33	24
Female	32	31	33	31
<u>Alaskan Air Command - Total</u>	<u>1,929</u>	<u>1,863</u>	<u>1,808</u>	<u>1,837</u>
Male	1,347	1,278	1,226	1,270
Female	582	585	582	567
<u>Caribbean Air Command - Total</u>	<u>860</u>	<u>862</u>	<u>867</u>	<u>871</u>
Male	672	669	672	677
Female	188	193	195	194
<u>Headquarters Command, USAF - Total</u>	<u>404</u>	<u>399</u>	<u>576</u>	<u>611</u>
Male	244	243	281	315
Female	160	156	295	296
<u>Military Air Transport Service - Total</u>	<u>3,329</u>	<u>3,398</u>	<u>3,304</u>	<u>3,191</u>
Male	2,757	2,819	2,754	2,707
Female	572	579	555	484
<u>Office of Aerospace Research - Total</u>	<u>25</u>	<u>26</u>	<u>31</u>	<u>31</u>
Male	6	6	10	8
Female	19	20	21	23

TABLE 179 - CIVILIAN EMPLOYEES BY SEX, BY LOCATION, WORLD-WIDE, AT END OF QUARTER
FY 1963 - (CONTINUED)

SEX IDENTIFICATION AND LOCATION BY COMMAND	SEPTEMBER (1962)	31 DECEMBER	31 MARCH (1963)	30 JUNE
OVERSEAS (Continued)				
<u>Pacific Air Forces - Total</u>	13,059	13,202	12,884	12,047
Male	10,451	10,536	10,313	10,042
Female	2,608	2,666	2,571	2,005
<u>Strategic Air Command - Total</u>	6,318	6,368	6,327	5,701
Male	4,774	4,805	4,787	4,469
Female	1,544	1,563	1,540	1,232
<u>US Air Forces, Europe - Total</u>	4,697	4,634	4,655	3,286
Male	2,460	2,417	2,475	2,106
Female	2,237	2,217	2,180	1,180
<u>USAF Security Service - Total</u>	617	609	596	632
Male	561	554	541	577
Female	56	55	55	55

a/ Includes 1 civilian in Headquarters US Air Force, Overseas.

Source: Data Applications Division, Data Services Center, Comptroller of the Air Force

TABLE 180 - CIVILIAN EMPLOYEES BY CITIZENSHIP OR NONCITIZENSHIP STATUS, BY COMMAND OVERSEAS,
AT END OF QUARTER - FY 1963

LOCATION AND CITIZENSHIP CATEGORY	SEPTEMBER (1962)	31 DECEMBER	31 MARCH (1963)	30 JUNE
<u>TOTAL</u>	33,753	33,822	a/ 33,472	a/ 30,603
<u>US TERRITORIES AND POSSESSIONS - TOTAL</u>	7,631	7,587	7,511	7,445
US Citizens - TOTAL	6,852	6,852	6,774	6,748
NON-US Citizens - TOTAL	779	735	737	697
<u>FOREIGN COUNTRIES - TOTAL</u>	26,122	26,235	a/ 25,961	a/ 23,158
US Citizens - TOTAL	7,664	7,744	a/ 7,765	a/ 5,220
NON-US Citizens - TOTAL	18,458	18,491	18,196	17,938
<u>Aeronautical Chart and Information Center - Total</u>	5	5	5	5
US Territories and Possessions - <u>Total</u>	1	1	1	1
US Citizens	1	1	1	1
Non-US Citizens	-	-	-	-
<u>Foreign Countries - Total</u>	4	4	4	4
US Citizens	4	4	4	4
Non-US Citizens	-	-	-	-
<u>Air Defense Command - Total</u>	398	320	260	271
US Territories and Possessions - <u>Total</u>	38	39	40	41
US Citizens	38	39	40	41
Non-US Citizens	-	-	-	-
<u>Foreign Countries - Total</u>	360	281	220	230
US Citizens	13	9	9	8
Non-US Citizens	347	272	211	222
<u>Air Force Communications Service - Total</u>	1,399	1,400	1,421	1,389
US Territories and Possessions - <u>Total</u>	735	731	752	738
US Citizens	735	731	752	738
Non-US Citizens	-	-	-	-

TABLE 180 - CIVILIAN EMPLOYEES BY CITIZENSHIP OR NONCITIZENSHIP STATUS, BY COMMAND OVERSEAS,
AT END OF QUARTER - FY 1963 (CONTINUED)

LOCATION AND CITIZENSHIP CATEGORY	SEPTEMBER 1962	31 DECEMBER	31 MARCH (1963)	30 JUNE
<u>Air Force Communications Service (Continued)</u>				
<u>Foreign Countries - Total</u>	664	669	669	651
US Citizens	127	146	130	137
Non-US Citizens	537	523	539	514
<u>Air Force Logistics Command - Total</u>	648	669	666	675
<u>US Territories and Possessions - Total</u>	122	119	113	131
US Citizens	122	119	113	131
Non-US Citizens	-	-	-	-
<u>Foreign Countries - Total</u>	526	550	553	544
US Citizens	428	481	477	471
Non-US Citizens	98	69	76	73
<u>Air Force Systems Command - Total</u>	65	67	66	55
<u>US Territories and Possessions - Total</u>	29	29	27	27
US Citizens	27	27	25	25
Non-US Citizens	2	2	2	2
<u>Foreign Countries - Total</u>	36	38	39	28
US Citizens	36	38	38	27
Non-US Citizens	-	-	1	1
<u>Alaskan Air Command - Total</u>	1,929	1,863	1,808	1,837
<u>US Territories and Possessions - Total</u>	1,929	1,863	1,808	1,837
US Citizens	1,929	1,863	1,808	1,837
Non-US Citizens	-	-	-	-
<u>Caribbean Air Command - Total</u>	860	862	867	871
<u>US Territories and Possessions - Total</u>	820	820	825	830
US Citizens	190	194	196	196
Non-US Citizens	630	626	629	634
<u>Foreign Countries - Total</u>	40	42	42	41
US Citizens	3	3	3	3
Non-US Citizens	37	39	39	38
<u>Headquarters Command, USAF - Total</u>	404	399	576	611
<u>US Territories and Possessions - Total</u>	8	8	7	22
US Citizens	8	8	7	22
Non-US Citizens	-	-	-	-
<u>Foreign Countries - Total</u>	396	391	569	589
US Citizens	179	178	336	323
Non-US Citizens	217	213	233	266
<u>Military Air Transport Service - Total</u>	3,329	3,398	3,309	3,191
<u>US Territories and Possessions - Total</u>	664	665	696	697
US Citizens	657	656	686	696
Non-US Citizens	7	9	10	1
<u>Foreign Countries - Total</u>	2,665	2,733	2,613	2,494
US Citizens	607	621	599	483
Non-US Citizens	2,058	2,112	2,014	2,011
<u>Office of Aerospace Research - Total</u>	25	26	31	31
<u>Foreign Countries - Total</u>	25	26	31	31
US Citizens	10	9	14	14
Non-US Citizens	15	17	17	17
<u>Pacific Air Forces - Total</u>	13,059	13,202	12,884	12,047
<u>US Territories and Possessions - Total</u>	1,941	1,953	1,917	1,909
US Citizens	1,928	1,940	1,904	1,898
Non-US Citizens	13	13	13	11

TABLE 180 - CIVILIAN EMPLOYEES BY CITIZENSHIP OR NONCITIZENSHIP STATUS, BY COMMAND OVERSEAS,
AT END OF QUARTER - FY 1963 (CONTINUED)

LOCATION AND CITIZENSHIP CATEGORY	30 SEPTEMBER (1962)	31 DECEMBER	31 MARCH (1963)	30 JUNE
<u>Pacific Air Forces (Continued)</u>				
<u>Foreign Countries - Total</u>	<u>11,118</u>	<u>11,249</u>	<u>10,967</u>	<u>10,138</u>
US Citizens	2,172	2,239	2,159	1,463
Non-US Citizens	8,946	9,010	8,808	8,675
<u>Strategic Air Command - Total</u>	<u>6,318</u>	<u>6,368</u>	<u>6,327</u>	<u>5,701</u>
<u>US Territories and Possessions - Total</u>	<u>1,332</u>	<u>1,348</u>	<u>1,314</u>	<u>1,202</u>
US Citizens	1,205	1,263	1,231	1,153
Non-US Citizens	127	85	83	49
<u>Foreign Countries - Total</u>	<u>4,986</u>	<u>5,020</u>	<u>5,013</u>	<u>4,499</u>
US Citizens	1,014	1,010	1,003	612
Non-US Citizens	3,972	4,010	4,010	3,887
<u>US Air Forces in Europe - Total</u>	<u>4,697</u>	<u>4,634</u>	<u>4,655</u>	<u>3,286</u>
<u>Foreign Countries - Total</u>	<u>4,697</u>	<u>4,634</u>	<u>4,655</u>	<u>3,286</u>
US Citizens	3,035	2,969	2,957	1,639
Non-US Citizens	1,662	1,665	1,698	1,647
<u>USAF Security Service - Total</u>	<u>617</u>	<u>609</u>	<u>596</u>	<u>632</u>
<u>US Territories and Possessions - Total</u>	<u>12</u>	<u>11</u>	<u>11</u>	<u>10</u>
US Citizens	12	11	11	10
Non-US Citizens	-	-	-	-
<u>Foreign Countries - Total</u>	<u>605</u>	<u>598</u>	<u>585</u>	<u>622</u>
US Citizens	36	37	35	35
Non-US Citizens	569	561	550	587

a/ Includes 1 US Citizen in Foreign Countries, Headquarters US Air Force, Overseas.

Source: Data Applications Division, Data Service Center, Comptroller of the Air Force

TABLE 181 - DEPARTMENTAL CIVILIAN EMPLOYEES BY TYPE OF EMPLOYEE, BY EMPLOYEE GROUP,
AT END OF QUARTER - FY 1963

(In the table below, Competitive Career includes Presidential Appointees; Excepted, Limited, and Conditional include Special Consultants.)

TYPE OF APPOINTMENT	30 SEPTEMBER (1962)		31 DECEMBER		31 MARCH (1963)		30 JUNE	
	Salaried	Wage Board	Salaried	Wage Board	Salaried	Wage Board	Salaried	Wage Board
<u>TOTAL</u>	<u>4,304</u>	<u>40</u>	<u>3,604</u>	<u>1</u>	<u>3,558</u>	<u>2</u>	<u>3,387</u>	<u>4</u>
Competitive, Career	3,458	38	2,865	1	a/2,823	-	a/2,726	-
Competitive, Career-Conditional	723	-	656	-	627	1	577	1
Competitive, Limited Tenure	41	2	34	-	46	1	35	3
Excepted, Limited or Conditional	42	-	31	-	33	-	21	-
Excepted, Permanent	40	-	18	-	29	-	28	-

a/ Includes 1 departmental civilian employee assigned Overseas.

Source: Data Applications Division, Data Service Center, Comptroller of the Air Force

TABLE 182 - DEPARTMENTAL CIVILIAN EMPLOYEES BY TYPE OF SERVICE, AT END OF QUARTER - FY 1963

TYPE OF SERVICE	30 SEPTEMBER (1962)	31 DECEMBER	31 MARCH (1963)	30 JUNE
<u>TOTAL</u>	<u>4,344</u>	<u>3,605</u>	<u>3,560</u>	<u>3,391</u>
General Schedule	4,260	3,569	3,519	3,359
Presidential Appointees	5	5	4	4
Public Law 313	13	13	a/ 13	a/ 15
Public Law 854	1	-	-	-
Special Consultants	25	17	22	9
Wage Board	40	1	2	4

a/ Includes 1 civilian in Headquarters US Air Force, Overseas.

Source: Data Applications Division, Data Services Center, Comptroller of the Air Force

TABLE 183 - DEPARTMENTAL CIVILIAN EMPLOYEES WITH VETERANS PREFERENCE, BY PREFERENCE POINTS, AT END OF QUARTER - FY 1963

VETERANS' PREFERENCE	30 SEPTEMBER (1962)	31 DECEMBER	31 MARCH (1963)	30 JUNE
<u>TOTAL</u>	<u>1,385</u>	<u>991</u>	<u>1,122</u>	<u>1,094</u>
10 Point	225	151	184	182
5 Point	1,160	840	a/ 938	a/ 912

a/ Includes 1 Departmental Civilian Employee assigned Overseas.

Source: Data Applications Division, Data Services Center, Comptroller of the Air Force

TABLE 184 - ACCESSIONS OF USAF CIVILIAN EMPLOYEES BY TYPE, WORLD-WIDE, BY QUARTER - FY 1963

LOCATION AND ACCESSIONS BY TYPE	TOTAL	FIRST QUARTER	SECOND QUARTER	THIRD QUARTER	FOURTH QUARTER
<u>WORLD-WIDE - TOTAL</u>	<u>53,113</u>	<u>20,227</u>	<u>13,794</u>	<u>9,276</u>	<u>9,816</u>
CAREER APPOINTMENT - TOTAL	400	51	78	181	90
CAREER-CONDITIONAL APPOINTMENT - TOTAL	13,304	5,086	3,444	2,582	2,192
EXCEPTED APPOINTMENT - TOTAL	8,545	4,296	1,933	1,112	1,204
OTHER TEMPORARY APPOINTMENTS - TOTAL	5,729	1,894	1,399	709	1,727
REEMPLOYED - PREVIOUS FEDERAL SERVICE - TOTAL	11,449	3,645	3,450	2,172	2,182
RETURNED TO DUTY OR PAY STATUS - TOTAL	2,917	1,106	590	583	638
TEMPORARY APPOINTMENTS FROM CIVIL SERVICE REGISTER - TOTAL	4,078	1,190	1,520	613	755
TEMPORARY APPOINTMENTS PENDING CIVIL SERVICE REGISTER - TOTAL	1,795	1,027	375	240	153
TRANSFERS FROM OTHER FEDERAL AGENCIES - TOTAL	4,896	1,932	1,005	1,084	875
<u>CONTINENTAL US - TOTAL</u>	<u>41,313</u>	<u>14,045</u>	<u>11,398</u>	<u>7,588</u>	<u>8,282</u>
Career Appointment	380	46	76	171	87
Career-Conditional Appointment	12,755	4,913	3,319	2,454	2,069
Excepted Appointment	1,026	269	220	156	381
Other Temporary Appointments	4,614	1,250	1,258	594	1,512
Reemployed - Previous Federal Service	10,656	3,426	3,234	2,013	1,983
Returned to Duty or Pay Status	2,345	699	527	529	590
Temporary Appointments from Civil Service Register	3,898	1,119	1,484	561	734
Temporary Appointments Pending Civil Service Register	1,647	945	345	221	136
Transfers from Other Federal Agencies	3,992	1,378	935	889	790
<u>OVERSEA - TOTAL</u>	<u>11,800</u>	<u>6,182</u>	<u>2,396</u>	<u>1,688</u>	<u>1,534</u>
Career Appointment	20	5	2	10	3
Career-Conditional Appointment	549	173	125	128	123
Excepted Appointment	7,519	4,027	1,713	956	823
Other Temporary Appointments	1,115	644	141	115	215
Reemployed - Previous Federal Service	793	219	216	159	199
Returned to Duty or Pay Status	572	407	63	54	48
Temporary Appointments from Civil Service Register	180	71	36	52	21
Temporary Appointments Pending Civil Service Register	148	82	30	19	17
Transfers from Other Federal Agencies	904	554	70	195	85

Source: Data Applications Division, Data Services Center, Comptroller of the Air Force

TABLE 185 - SEPARATIONS OF USAF CIVILIAN EMPLOYEES BY TYPE, WORLD-WIDE, BY QUARTER - FY 1963

LOCATION AND SEPARATIONS BY TYPE	TOTAL	FIRST QUARTER	SECOND QUARTER	THIRD QUARTER	FOURTH QUARTER
<u>WORLD-WIDE - TOTAL</u>	<u>63,135</u>	<u>21,105</u>	<u>12,461</u>	<u>13,168</u>	<u>16,401</u>
DISPLACEMENT OF INDEFINITE APPOINTEES - TOTAL	57	15	23	5	14
DISQUALIFICATION, INEFFICIENCY, MISCONDUCT, DELINQUENT, OTHER	831	212	242	181	256
EXTENDED LEAVE WITHOUT PAY - TOTAL	5,702	1,017	726	829	3,130
REDUCTION IN FORCE - TOTAL	2,094	413	244	330	1,057
RESIGNATIONS - TOTAL	26,306	8,566	5,430	5,821	6,439
RETIREMENT, LEGAL INCOMPETENCE, DISABILITY, DEATH - TOTAL	6,029	1,507	1,410	1,514	1,598
SUSPENSION, MILITARY FURLOUGH - TOTAL	324	72	175	45	32
TERMINATION OF TEMPORARY OR EXCEPTED APPOINTMENT - TOTAL	11,786	3,624	2,995	2,679	2,488
TRANSFERS TO OTHER FEDERAL AGENCIES - TOTAL	9,946	5,679	1,166	1,714	1,387
<u>CONTINENTAL US - TOTAL</u>	<u>50,709</u>	<u>17,391</u>	<u>10,215</u>	<u>11,273</u>	<u>11,830</u>
Displacement of Indefinite Appointees	32	9	4	5	14
Disqualification, Inefficiency, Misconduct, Delinquent, Other	655	153	151	143	203
Extended Leave Without Pay	3,097	380	643	755	819
Reduction in Force	1,631	277	163	277	914
Resignations	20,894	6,759	4,152	4,817	5,166
Retirement, Legal Incompetence, Disability, Death	5,798	1,463	1,362	1,448	1,525
Suspension, Military Furlough	312	70	173	37	32
Termination of Temporary or Excepted Appointment	8,842	2,292	2,430	2,138	1,982
Transfers to Other Federal Agencies	9,448	5,483	1,087	1,603	1,275
<u>OVERSEA - TOTAL</u>	<u>12,426</u>	<u>3,714</u>	<u>2,246</u>	<u>1,895</u>	<u>4,571</u>
Displacement of Indefinite Appointees	25	6	19	-	-
Disqualification, Inefficiency, Misconduct, Delinquent, Other	236	54	91	38	53
Extended Leave Without Pay	2,605	137	83	74	2,311
Reduction in Force	463	136	81	103	143
Resignations	5,412	1,807	1,328	1,004	1,273
Retirement, Legal Incompetence, Disability, Death	231	44	48	66	73
Suspension, Military Furlough	12	2	2	8	-
Termination of Temporary or Excepted Appointment	2,944	1,332	515	491	606
Transfers to Other Federal Agencies	498	196	79	111	112

Source: Data Applications Division, Data Services Center, Comptroller of the Air Force

TABLE 186 - USAF INCENTIVE AWARDS AND QUALITY SALARY INCREASE PROGRAMS WORLD-WIDE- FY 1963

(Basic authority for the incentive awards program is provided by Title III, Public Law 763, 83d Congress, which was effective, 30 November 1954 and repealed previous legislation. Basic authority for the quality salary increases is provided by Section 702 of the Classification Act of 1949, as amended by Section 603 of Public Law 793, 87th Congress.)

COMMAND	SUGGESTIONS				HONORARY AWARDS		CASH AWARDS FOR SUSTAINED SUPERIOR PERFORMANCE			CASH AWARDS FOR SPECIAL ACTS OR SERVICES			Quality Salary Increases Approved <u>d/</u>
	Suggestions Received	Suggestions Adopted	Cash Awards Paid	Estimated First Year Benefits <u>a/</u>	Exceptional Decorations Approved <u>b/</u>	Meritorious Awards Approved <u>c/</u>	Awards Approved	Cash Awards Paid	Estimated First Year Benefits <u>a/</u>	Awards Approved	Cash Awards Paid	Estimated First Year Benefits <u>a/</u>	
TOTAL	90,547	21,872	936,815	45,673,740	29	108	14,607	2,229,830	492,110	336	82,830	821,075	1,385
CONTINENTAL US - TOTAL . . .	84,381	21,009	912,160	45,235,875	29	98	13,446	2,092,055	433,110	326	81,860	821,075	1,385
Aero Chart and Information Center	997	185	5,170	67,880	-	1	63	11,450	-	-	-	-	12
Air Defense Command	3,789	1,188	33,190	1,188,550	1	9	880	119,950	-	7	950	-	231
Air Force Accounting and Finance Center	845	236	4,900	64,785	-	1	174	24,850	-	10	2,180	1,750	53
Air Force Logistics Command	44,933	10,731	521,150	34,675,895	4	35	4,589	707,900	-	166	30,465	76,535	18
Air Force Systems Command	9,991	2,557	112,205	4,035,485	8	23	2,546	438,250	70,000	73	37,670	666,795	173
Air Training Command	5,472	1,460	54,475	1,094,015	-	3	1,012	141,945	2,780	38	5,450	30,000	195
Air University	800	291	8,295	124,625	1	1	97	14,200	-	5	920	-	33
Continental Air Command	1,837	725	18,930	201,125	1	2	194	28,400	-	9	1,770	39,470	19
Headquarters Command, USAF	675	147	5,485	80,570	-	8	642	110,400	-	2	300	-	-
Headquarters US Air Force	894	132	4,835	76,415	11	8	620	111,900	-	3	375	-	-
Military Air Transport Service	2,636	646	31,435	893,715	2	2	390	50,480	10,000	2	250	-	86
Strategic Air Command	7,600	1,727	64,450	1,611,185	1	2	1,530	229,580	263,805	5	750	-	374
Tactical Air Command	2,650	761	40,070	870,240	-	1	440	62,850	84,525	3	325	-	161
USAF Academy	1,131	180	5,790	229,610	-	-	149	19,300	-	2	355	6,525	24
USAF Security Service	131	43	1,780	21,780	-	2	120	20,600	2,000	1	100	-	6
OVERSEA - TOTAL	6,166	863	24,655	437,865	-	10	1,161	137,775	59,000	10	970	-	-
Alaskan Air Command	584	166	7,040	119,590	-	1	112	15,400	-	3	275	-	-
Caribbean Air Command	74	35	760	5,310	-	1	60	9,445	59,000	-	-	-	-
Pacific Air Command	4,014	572	14,870	299,865	-	4	789	77,980	-	6	395	-	-
US Air Forces, Europe	1,494	90	1,985	13,100	-	4	200	34,950	-	1	300	-	-

a/ Tangible benefits cannot be estimated in all instances as many result in intangible benefits such as morale, safety, or welfare, or improved operations.

b/ Decoration for Exceptional Civilian Service is awarded by Secretary of the Air Force.

c/ Award for Meritorious Civilian Service is awarded by Chief of Staff, or Major air commanders.

d/ Quality salary increases were implemented in the Air Force in April 1963 and are used to recognize superior performance of employees subject to the Classification Act in lieu of the cash award for sustained superior performance, with a few exceptions.

Source: Employee Programs Division, Directorate of Civilian Personnel, DCS/Personnel.

TABLE 187 -- AIR FORCE AID SOCIETY SUMMARIES, FOR MILITARY UNITS, WORLD-WIDE -- FY 1963

(The total amount of loans outstanding as of 30 June 1963 amounted to \$814,936 of which it is estimated that \$344,279 will not be collected for various reasons. Between 1 March 1946 and 30 June 1963, \$1,486,003 has been written off as uncollectible, due to death or subsequent financial difficulties of the borrowers. This results in total assistance to date of \$4,581,284 of which repayment cannot be expected.)

ACTIVITY	FISCAL YEAR 1963	1 MARCH 1946 THROUGH 30 JUNE 1963 a/
<u>EXCESS RECEIPTS OVER DISBURSEMENTS - TOTAL</u>	\$ 285,880	a/ \$ 6,289,258
Receipts (Excluding Loan Repayment) - Total	724,628	11,830,997
Memberships and Donations of All Kinds	b/ 723,436	b/ 10,349,303
Fund Raising Activities (Carnivals, Shows, Dances, etc.)	1,192	1,481,694
<u>Disbursements (Net) - Total</u>	438,748	5,541,699
Operating Expenses (Forms, Bank Charges, etc.) . . .	8,434	145,479
Grants	269,511	3,095,281
Loans (Excess over Repayments)	160,803	2,300,939
<u>EXCESS LOANS OVER PAYMENTS - TOTAL</u>	160,803	2,300,939
Loans Made	1,326,095	27,810,404
Loans Repaid	1,165,292	25,509,465
<u>CASES ASSISTED - TOTAL</u>	14,826	363,245
Number of Loans Made	12,864	342,802
Number of Grants Made	1,962	20,443

a/ Of the \$6,289,298 on 30 June 1963, it was necessary that \$428,490 be retained in the field to meet immediate needs for assistance.

b/ Includes donations and memorials to the General Henry H. Arnold Educational Fund of \$1,157,264 of which \$1,150,654 has been given out in assistance by National Headquarters.

Source: Air Force Aid Society, National Headquarters

TABLE 188 -- SUMMARY OF USAF CIVILIAN RETIREMENT FUND TRANSACTIONS -- 31 DEC 1962

(Civilian Retirement Fund Transactions are reported only on a Calendar Year Basis)


SUMMARY NOMENCLATURE	CALENDAR YEAR 1962
Current Year Payments to Retirement Fund - Total	\$224,165,965.16
Current Year Employee Deductions	111,706,883.40
Air Force Contribution	111,705,085.30
<u>Accumulative Year-End Total Retirement Deductions</u>	223,411,968.70
<u>Year-End of Active Accounts (Number) - Total</u>	288,572

Source: Director of Accounting and Finance (AFAAF-BA-12), Comptroller of the Air Force

Security & Discipline

PART XI

SECURITY AND DISCIPLINE



SECURITY AND LAW ENFORCEMENT

**INTRODUCTION**

Security and Law Enforcement statistics are a collection of selected data concerning corrections, security violations, and delinquencies charged to World-wide Military Personnel on active duty. The statistics reported in this section are derived from AF Form 511, "Provost Marshal Activities Report."

DEFINITIONS: The following definitions apply to this portion of the Security and Discipline reports:

ABSENT WITHOUT LEAVE (AWOL) - The status or the offense of any member of the Air Force, who, without proper authority

- (1) Fails to go to his appointed place of duty at the time prescribed, or
- (2) Goes from that place, or
- (3) Absents himself or remains absent from his unit, organization, or place of duty at which he is required to be at the time prescribed (10 U. S. C. 886). (See AFR 35-73, Par. I, dated 23 January 1959).

APPREHENSION - a. Cooperation of State and Local Police Forces. Commanders of Continental US major air commands will take steps to secure the active cooperation of all State and local police forces and such other officials and organizations as they may consider useful to insure the person's prompt return to military control. Such agencies will be informed that they should not take action to apprehend an absentee or deserter unless they are in receipt of either DD Form 553 or information from an officer of the Air Force that the person is an absentee or deserter whose return to military control is desired. Commanders of Oversea major air commands will take such action as the local situation may warrant.

b. Personnel Authorized to Apprehend:

(1) Military. Members of the Armed Forces are authorized to apprehend absentees and deserters in the circumstances described in MCM, 1951, paragraphs 17, 18, and 19.

(2) Civilians. Any civil officer having authority to apprehend offenders under the laws of the United States or any state, district, territory, or possession of the United States may summarily apprehend a deserter from the Armed Forces of the United States and deliver him into the custody of the Armed Forces of the United States (Uniform Code of Military Justice, Article 8). Generally, a private citizen does not have any authority to apprehend a deserter unless authorized to do so by a military officer (distribution of DD Form 553 has been held to be sufficient authorization).

CUSTODY GRADE - Prisoners will be classified as being in a minimum, medium, or maximum custody grade in accordance with the criteria outlined in (1), (2), and (3) below. The initial classification will be determined by the confinement officer based upon the nature of the offense, demeanor of the prisoner upon admission, and any other pertinent information available.

SECURITY AND DISCIPLINE (CONTINUED)

SECURITY AND LAW ENFORCEMENT (CONTINUED)

CUSTODY GRADE (Continued)

(1) Minimum custody prisoners are those who are sufficiently stable, dependable, and trustworthy as to require little or no custodial supervision.

(2) Medium custody prisoners are those who require continual supervision, but whose escape would not threaten life, limb, or property.

(3) Maximum custody prisoners are those whose escape would present a distinct threat to the safety of life, limb, or property, and who require special custodial controls and handling.

TABLE 189 - SECURITY AND LAW ENFORCEMENT ACTIVITIES, WORLD-WIDE, BY QUARTER - FY 1963

(Offenses as listed below are chargeable to the average daily strength as defined in AFM 171-6, Chapter 16, as follows: "Average strengths will include all personnel assigned and attached (excluding those on Temporary Duty (TDY) and Missing) to Air Force Units." The 3320th is the Retraining Group to which prisoners are sent. (OS) indicates Overseas. No activities reported for Air Force Communications Service - tenants of other commands.)

LOCATION AND COMMAND	TOTAL	1ST QTR	2ND QTR	3RD QTR	4TH QTR	LOCATION AND COMMAND	TOTAL	1ST QTR	2ND QTR	3RD QTR	4TH QTR
SECURITY VIOLATIONS-INVOLVING LOSS OR POSSIBLE SUBJECTION TO COMPROMISE ^{a/}						ALL OFFENDERS (Excludes security violations)					
<u>WW - TOTAL</u>	<u>164</u>	<u>38</u>	<u>49</u>	<u>49</u>	<u>28</u>	<u>WW - TOTAL</u>	<u>104,714</u>	<u>27,495</u>	<u>25,235</u>	<u>25,809</u>	<u>26,175</u>
U S - TOTAL . .	148	35	46	45	22	U S - TOTAL . .	77,104	19,880	18,070	18,686	20,468
OTHER - TOTAL .	16	3	3	4	6	OTHER - TOTAL .	27,610	7,615	7,165	7,123	5,707
ACIC	-	-	-	-	-	ACIC	-	-	-	-	-
ADC	17	8	3	6	-	ADC	13,163	3,341	3,147	3,228	3,447
AF AFC	-	-	-	-	-	AF AFC	9	3	5	1	-
AF LC	8	3	3	2	-	AF LC	5,174	1,243	1,252	1,247	1,432
AF SC	14	2	2	5	5	AF SC	2,695	694	727	578	696
ATC	3	2	1	-	-	ATC	15,220	3,927	3,472	3,628	4,193
3320th	-	-	-	-	-	3320th	-	-	-	-	-
AU	1	-	1	-	-	AU	1,140	262	241	359	278
AAC	1	1	-	-	-	AAC	3,413	691	636	953	1,133
ConAC	-	-	-	-	-	ConAC	514	88	176	110	140
Hq CMD	-	-	-	-	-	Hq CMD	1,279	409	383	244	243
MATS	10	-	3	3	4	MATS	8,053	2,009	1,836	2,053	2,155
OAR	-	-	-	-	-	OAR	-	-	-	-	-
SAC	42	7	14	18	3	SAC	19,834	5,349	4,728	4,731	5,026
TAC	7	2	1	-	4	TAC	5,475	1,574	1,265	1,319	1,317
USAF A b/	-	-	-	-	-	USAF A b/	268	64	60	76	68
USAF SS	4	1	1	1	1	USAF SS	867	226	142	159	340
ADC (os)	-	-	-	-	-	ADC (os)	292	71	71	81	69
CAIRC	1	-	-	1	-	CAIRC	306	74	68	78	86
MATS (os)	-	-	-	-	-	MATS (os)	1,182	337	310	262	273
PACAF	7	1	1	1	4	PACAF	12,995	3,282	3,163	3,191	3,359
SAC (os)	-	-	-	-	-	SAC (os)	1,536	350	456	358	372
USAFE	8	2	2	2	2	USAFE	11,299	3,501	3,097	3,153	1,548
SECURITY VIOLATIONS, NO COMPROMISE, TOTAL						OFFENSES: MILITARY-TYPE, TOTAL					
<u>WW - TOTAL</u>	<u>1,214</u>	<u>315</u>	<u>306</u>	<u>279</u>	<u>314</u>	<u>WW - TOTAL</u>	<u>21,179</u>	<u>5,388</u>	<u>5,282</u>	<u>5,095</u>	<u>5,414</u>
U S - TOTAL . .	1,034	276	262	241	255	U S - TOTAL . .	14,965	3,953	3,737	3,574	3,701
OTHER - TOTAL .	180	39	44	38	59	OTHER - TOTAL .	6,214	1,435	1,545	1,521	1,713
ACIC	18	-	6	6	6	ACIC	-	-	-	-	-
ADC	78	19	15	19	25	ADC	2,934	843	663	788	640
AF AFC	-	-	-	-	-	AF AFC	-	-	-	-	-
AF LC	203	48	50	52	53	AF LC	659	129	182	174	174
AF SC	275	84	56	61	74	AF SC	503	107	106	129	161
ATC	14	3	3	-	8	ATC	1,366	312	300	353	401
3320th	-	-	-	-	-	3320th	-	-	-	-	-
AU	6	2	1	-	3	AU	150	40	49	35	26
AAC	25	11	5	7	2	AAC	349	89	96	67	97
ConAC	4	2	-	2	-	ConAC	33	7	8	12	6
Hq CMD	34	6	14	6	8	Hq CMD	95	25	31	28	11
MATS	23	5	2	11	5	MATS	1,636	449	405	369	413
OAR	3	2	1	-	-	OAR	-	-	-	-	-
SAC	132	16	52	38	26	SAC	5,398	1,362	1,498	1,219	1,319
TAC	212	75	53	39	45	TAC	1,689	534	374	377	404
USAF A b/	-	-	-	-	-	USAF A b/	10	1	1	1	7
USAF SS	7	3	4	-	-	USAF SS	143	55	24	22	42
ADC (os)	-	-	-	-	-	ADC (os)	151	25	30	39	57
CAIRC	9	2	3	2	2	CAIRC	45	15	8	7	15
MATS (os)	6	-	2	2	2	MATS (os)	229	76	64	47	42
PACAF	61	17	22	10	12	PACAF	2,932	658	691	664	919
SAC (os)	22	7	3	5	7	SAC (os)	613	132	198	134	149
USAFE	82	13	14	19	36	USAFE	2,244	529	554	630	531

348
 TABLE 189 - SECURITY AND LAW ENFORCEMENT ACTIVITIES, WORLD-WIDE, BY QUARTER - FY 1963
 (CONTINUED)

LOCATION AND COMMAND	TOTAL	1ST QTR	2ND QTR	3RD QTR	4TH QTR	LOCATION AND COMMAND	TOTAL	1ST QTR	2ND QTR	3RD QTR	4TH QTR
OFFENSES: CIVIL-TYPE, PUNISHABLE BY OVER ONE YEAR <u>c/</u>						OFFENSES: THEFTS, PUNISHABLE BY OVER ONE YEAR					
<u>WW - TOTAL</u>	<u>920</u>	<u>215</u>	<u>248</u>	<u>234</u>	<u>223</u>	<u>WW - TOTAL</u>	<u>660</u>	<u>173</u>	<u>165</u>	<u>164</u>	<u>158</u>
U S - TOTAL . .	698	178	196	156	168	U S - TOTAL . .	482	117	132	123	110
OTHER - TOTAL .	222	37	52	78	55	OTHER - TOTAL .	178	56	33	41	48
ACIC	-	-	-	-	-	ACIC	-	-	-	-	-
ADC	115	15	26	24	50	ADC	93	19	38	13	23
AF AFC	-	-	-	-	-	AF AFC	-	-	-	-	-
AF LC	52	15	12	11	14	AF LC	32	9	6	12	5
AF SC	33	11	10	8	4	AF SC	17	8	3	5	1
ATC	107	37	36	19	15	ATC	104	24	28	24	28
3320th	-	-	-	-	-	3320th	-	-	-	-	-
AU	27	3	4	3	17	AU	6	-	1	1	4
AAC	13	4	3	4	2	AAC	16	5	4	3	4
ConAC	1	-	-	-	1	ConAC	1	-	1	-	-
Hq CMD	22	5	10	5	2	Hq CMD	11	-	6	5	-
MATS	82	20	27	24	11	MATS	38	10	8	9	11
OAR	-	-	-	-	-	OAR	-	-	-	-	-
SAC	144	29	44	32	39	SAC	124	31	25	40	28
TAC	99	38	23	26	12	TAC	36	9	12	10	5
USAF A b/	2	1	-	-	1	USAF A b/	1	1	-	-	-
USAF SS	1	-	1	-	-	USAF SS	3	1	-	1	1
ADC (os)	1	-	1	-	-	ADC (os)	2	-	2	-	-
CAIRC	-	-	-	-	-	CAIRC	-	-	-	-	-
MATS (os)	25	4	3	15	3	MATS (os)	14	2	3	6	3
PACAF	80	23	20	22	15	PACAF	52	16	11	14	11
SAC (os)	28	2	11	6	9	SAC (os)	14	2	5	3	4
USAFE	88	8	17	35	28	USAFE	96	36	12	18	30
OFFENSES: CIVIL-TYPE, PUNISHABLE BY ONE YEAR OR LESS <u>c/</u>						OFFENSES: THEFTS, PUNISHABLE BY ONE YEAR OR LESS					
<u>WW - TOTAL</u>	<u>14,470</u>	<u>3,929</u>	<u>3,484</u>	<u>3,469</u>	<u>3,588</u>	<u>WW - TOTAL</u>	<u>2,672</u>	<u>716</u>	<u>623</u>	<u>726</u>	<u>607</u>
U S - TOTAL . .	10,233	2,823	2,515	2,426	2,469	U S - TOTAL . .	2,039	468	498	566	507
OTHER - TOTAL .	4,237	1,106	969	1,043	1,119	OTHER - TOTAL .	633	248	125	160	100
ACIC	-	-	-	-	-	ACIC	-	-	-	-	-
ADC	1,325	349	311	318	347	ADC	343	91	74	88	90
AF AFC	-	-	-	-	-	AF AFC	-	-	-	-	-
AF LC	409	106	123	93	87	AF LC	121	23	39	27	32
AF SC	458	115	106	119	118	AF SC	39	6	6	19	8
ATC	2,703	826	646	619	612	ATC	376	80	98	121	77
3320th	-	-	-	-	-	3320th	-	-	-	-	-
AU	137	32	35	41	29	AU	23	3	5	4	11
AAC	93	10	17	28	38	AAC	24	4	8	10	2
ConAC	7	1	-	3	3	ConAC	3	-	-	3	-
Hq CMD	150	58	41	28	23	Hq CMD	9	2	3	4	-
MATS	761	212	176	187	186	MATS	149	39	27	40	43
OAR	-	-	-	-	-	OAR	-	-	-	-	-
SAC	2,987	776	761	729	721	SAC	772	167	210	200	195
TAC	936	264	257	216	199	TAC	173	50	25	50	48
USAF A	2	1	-	-	1	USAF A	1	1	-	-	-
USAF SS	265	73	42	45	105	USAF SS	6	2	3	-	1
ADC (os)	18	-	9	9	-	ADC (os)	13	-	1	11	1
CAIRC	46	12	17	10	7	CAIRC	-	-	-	-	-
MATS (os)	104	36	13	20	35	MATS (os)	19	5	5	1	8
PACAF	2,338	634	540	574	590	PACAF	198	63	50	50	35
SAC (os)	400	92	111	92	105	SAC (os)	37	7	7	15	8
USAFE	1,331	332	279	338	382	USAFE	366	173	62	83	48

TABLE 189 - SECURITY AND LAW ENFORCEMENT ACTIVITIES, WORLD-WIDE, BY QUARTER - FY 1963
(CONTINUED)

LOCATION AND COMMAND	TOTAL	1ST QTR	2ND QTR	3RD QTR	4TH QTR	LOCATION AND COMMAND	TOTAL	1ST QTR	2ND QTR	3RD QTR	4TH QTR
OFFENSES: CITATIONS FOR MOVING TRAFFIC VIOLATIONS ISSUED TO MILITARY PERSONNEL, TOTAL						RETURNED TO MILITARY CONTROL VOLUNTARILY, AWOL PERSONNEL					
WW - TOTAL	60,746	15,949	14,448	15,156	15,193	WW - TOTAL	2,731	803	628	652	648
U S - TOTAL . .	44,976	11,312	10,107	10,964	12,593	U S - TOTAL . .	2,483	733	564	586	600
OTHER - TOTAL .	15,770	4,637	4,341	4,192	2,600	OTHER - TOTAL .	248	70	64	66	48
ACIC	-	-	-	-	-	ACIC	-	-	-	-	-
ADC	7,680	1,832	1,896	1,847	2,105	ADC	464	131	96	101	136
AF AFC	9	3	5	1	-	AF AFC	-	-	-	-	-
AF LC	3,748	928	845	890	1,085	AF LC	106	22	25	33	26
AF SC	1,530	413	467	274	376	AF SC	89	29	23	19	18
ATC	9,558	2,363	2,088	2,263	2,844	ATC	608	188	155	136	129
3320th	-	-	-	-	-	3320th	-	-	-	-	-
AU	745	176	137	259	173	AU	35	7	7	12	9
AAC	2,880	565	503	831	981	AAC	24	11	3	6	4
ConAC	460	77	163	92	128	ConAC	7	3	3	-	1
Hq CMD	917	292	278	158	189	Hq CMD	51	17	9	10	15
MATS	4,998	1,173	1,097	1,334	1,394	MATS	251	76	53	64	58
OAR	-	-	-	-	-	OAR	-	-	-	-	-
SAC	9,547	2,745	2,005	2,288	2,509	SAC	571	173	120	142	136
TAC	2,215	597	496	563	559	TAC	266	70	67	61	68
USAF A b/	245	56	57	73	59	USAF A b/	7	3	2	2	-
USAF SS	444	92	70	91	191	USAF SS	4	3	1	-	-
ADC (OS)	96	43	26	20	7	ADC (OS)	9	2	2	2	3
CAIRC	214	47	42	61	64	CAIRC	-	-	-	-	-
MATS (OS)	776	209	218	170	179	MATS (OS)	8	2	2	2	2
PACAF	7,241	1,845	1,802	1,830	1,764	PACAF	107	30	32	29	16
SAC (OS)	407	104	112	103	88	SAC (OS)	29	10	8	4	7
USAFE	7,036	2,389	2,141	2,008	498	USAFE	95	26	20	29	20
OFFENSES: ABSENT WITHOUT LEAVE						RETURNED TO MILITARY CONTROL APPREHENDED, AWOL PERSONNEL					
WW - TOTAL	4,067	1,125	985	965	992	WW - TOTAL	715	186	188	183	158
U S - TOTAL . .	3,711	1,029	885	877	920	U S - TOTAL . .	632	163	160	168	141
OTHER - TOTAL .	356	96	100	88	72	OTHER - TOTAL .	83	23	28	15	17
ACIC	-	-	-	-	-	ACIC	-	-	-	-	-
ADC	673	192	139	150	192	ADC	105	35	25	30	15
AF AFC	-	-	-	-	-	AF AFC	-	-	-	-	-
AF LC	153	33	45	40	35	AF LC	29	4	13	7	5
AF SC	115	34	29	24	28	AF SC	19	4	9	1	5
ATC	1,006	285	276	229	216	ATC	219	52	62	52	53
3320th	-	-	-	-	-	3320th	-	-	-	-	-
AU	52	8	10	16	18	AU	8	1	-	2	5
AAC	38	14	5	10	9	AAC	2	2	-	-	-
ConAC	9	3	4	-	2	ConAC	1	-	-	-	1
Hq CMD	75	27	14	16	18	Hq CMD	9	4	2	3	-
MATS	389	106	96	90	97	MATS	36	15	7	6	8
OAR	-	-	-	-	-	OAR	-	-	-	-	-
SAC	862	239	185	223	215	SAC	175	43	33	60	39
TAC	327	82	78	77	90	TAC	28	3	8	7	10
USAF A b/	7	3	2	2	-	USAF A b/	-	-	-	-	-
USAF SS	5	3	2	-	-	USAF SS	1	-	1	-	-
ADC (OS)	11	3	2	2	4	ADC (OS)	-	-	-	-	-
CAIRC	1	-	1	-	-	CAIRC	1	-	1	-	-
MATS (OS)	15	5	4	3	3	MATS (OS)	2	-	1	-	1
PACAF	154	43	49	37	25	PACAF	40	10	14	8	8
SAC (OS)	37	11	12	5	9	SAC (OS)	7	1	4	1	1
USAFE	138	34	32	41	31	USAFE	33	12	8	6	7

TABLE 189 - SECURITY AND LAW ENFORCEMENT ACTIVITIES, WORLD-WIDE, BY QUARTER - FY 1963
(CONTINUED)

LOCATION AND COMMAND	TOTAL	1ST QTR	2ND QTR	3RD QTR	4TH QTR	LOCATION AND COMMAND	TOTAL	1ST QTR	2ND QTR	3RD QTR	4TH QTR
MAN-DAYS LOST - AWOL PERSONNEL						AIR FORCE PRISONERS - IN PRETRIAL CONFINEMENT, EOQ d/					
<u>WW - TOTAL</u>	<u>41,096</u>	<u>11,481</u>	<u>9,742</u>	<u>9,512</u>	<u>10,361</u>	<u>WW - TOTAL</u>		<u>121</u>	<u>114</u>	<u>124</u>	<u>108</u>
U S - TOTAL . .	38,420	10,781	9,059	8,850	9,730	U S - TOTAL . .	89	84	99	74	74
OTHER - TOTAL .	2,676	700	683	662	631	OTHER - TOTAL .	32	30	25	34	34
ACIC	-	-	-	-	-	ACIC	-	-	-	-	-
ADC	6,576	1,957	1,295	1,518	1,806	ADC	3	12	11	5	5
AFAFc	-	-	-	-	-	AFAFc	-	-	-	-	-
AFLC	1,539	525	375	357	282	AFLC	5	-	-	2	2
AFSC	1,076	371	293	224	188	AFSC	7	3	2	3	3
ATC	11,170	3,127	3,036	2,525	2,482	ATC	32	23	23	17	17
3320th	-	-	-	-	-	3320th	-	-	-	-	-
AU	458	29	83	127	219	AU	-	-	2	-	-
AAC	268	109	35	73	51	AAC	-	-	-	1	1
ConAC	147	24	87	-	36	ConAC	-	-	-	-	-
Hq CMD	786	256	129	192	209	Hq CMD	-	-	-	-	-
MATS	4,332	933	1,129	982	1,288	MATS	3	1	4	2	2
OAR	-	-	-	-	-	OAR	-	-	-	-	-
SAC	8,548	2,406	1,821	2,234	2,087	SAC	25	34	47	29	29
TAC	3,408	986	734	612	1,076	TAC	14	11	9	15	15
USAFa b/	86	50	30	6	-	USAFa b/	-	-	-	-	-
USAFSS	26	8	12	-	6	USAFSS	-	-	1	-	-
ADC (OS)	188	41	9	56	82	ADC (OS)	-	-	-	-	-
CAIRC	1	-	1	-	-	CAIRC	-	-	-	-	-
MATS (OS)	193	96	41	44	12	MATS (OS)	-	-	-	-	1
PACAF	1,017	277	288	253	199	PACAF	11	12	-	3	3
SAC (OS)	248	52	107	15	74	SAC (OS)	1	2	3	5	5
USAFE	1,029	234	237	294	264	USAFE	20	16	22	25	25
AIR FORCE PRISONERS - TRIED AND IN CONFINEMENT, EOQ d/						AIR FORCE PRISONERS - CASUALS IN CONFINEMENT, EOQ d/					
<u>WW - TOTAL</u>		<u>1,006</u>	<u>891</u>	<u>793</u>	<u>679</u>	<u>WW - TOTAL</u>		<u>39</u>	<u>32</u>	<u>50</u>	<u>25</u>
U S - TOTAL . .		817	708	659	585	U S - TOTAL . .	37	30	47	24	24
OTHER - TOTAL .		189	183	134	94	OTHER - TOTAL .	2	2	3	1	1
ACIC		-	-	-	-	ACIC	-	-	-	-	-
ADC		66	47	52	40	ADC	4	3	4	1	1
AFAFc		-	-	-	-	AFAFc	-	-	-	-	-
AFLC		7	7	8	5	AFLC	1	2	5	-	-
AFSC		33	21	22	16	AFSC	2	3	4	2	2
ATC		167	141	97	99	ATC	10	5	8	4	4
3320th		167	195	153	135	3320th	-	-	-	-	-
AU		30	10	33	12	AU	1	-	1	1	1
AAC		8	7	4	7	AAC	-	-	-	-	-
ConAC		-	-	-	-	ConAC	-	-	-	-	-
Hq CMD		-	-	-	-	Hq CMD	-	-	-	-	-
MATS		49	42	36	25	MATS	4	2	6	4	4
OAR		-	-	-	-	OAR	-	-	-	-	-
SAC		245	190	205	210	SAC	13	11	8	8	8
TAC		38	43	45	33	TAC	1	4	10	4	4
USAFa b/		-	-	-	-	USAFa b/	-	-	-	-	-
USAFSS		7	5	4	3	USAFSS	1	-	1	-	-
ADC (OS)		-	-	-	-	ADC (OS)	-	-	-	-	-
CAIRC		1	2	-	-	CAIRC	-	-	-	-	-
MATS (OS)		4	4	5	4	MATS (OS)	-	-	-	-	-
PACAF		84	82	54	28	PACAF	1	-	-	-	-
SAC (OS)		15	10	5	8	SAC (OS)	-	-	-	-	-
USAFE		85	85	70	54	USAFE	1	2	3	1	1

TABLE 189 - SECURITY AND LAW ENFORCEMENT ACTIVITIES, WORLD-WIDE, BY QUARTER - FY 1963

(CONTINUED)

LOCATION AND COMMAND	TOTAL	1ST QTR	2ND QTR	3RD QTR	4TH QTR	LOCATION AND COMMAND	TOTAL	1ST QTR	2ND QTR	3RD QTR	4TH QTR
AIR FORCE PRISONERS - IN OTHER SERVICE CONFINEMENT FACILITIES, EOQ d/						OTHER SERVICE - CASUALS IN AIR FORCE CONFINEMENT FACILITIES, EOQ d/					
<u>WW - TOTAL</u>		<u>154</u>	<u>149</u>	<u>107</u>	<u>91</u>	<u>WW - TOTAL</u>		<u>91</u>	<u>101</u>	<u>91</u>	<u>142</u>
U S - TOTAL..		103	104	100	63	U S - TOTAL..		90	74	87	135
OTHER - TOTAL.		51	45	7	28	OTHER - TOTAL.		1	27	4	7
ACIC		-	-	-	-	ACIC		-	-	-	-
ADC		9	-	6	2	ADC		3	-	10	5
AFAFC		-	-	-	-	AFAFC		-	-	-	-
AFLC		2	3	3	-	AFLC		12	1	9	14
AFSC		5	28	-	-	AFSC		1	-	-	3
ATC		-	-	-	-	ATC		22	21	12	36
3320th		-	-	-	-	3320th		-	-	-	-
AU		-	-	-	-	AU		5	-	-	-
AAC		-	-	6	2	AAC		-	-	-	-
ConAC		-	-	-	-	ConAC		-	-	-	-
Hq CMD		9	5	4	1	Hq CMD		-	-	-	-
MATS		42	43	46	37	MATS		-	1	1	-
OAR		-	-	-	-	OAR		-	-	-	-
SAC		28	13	23	10	SAC		24	21	33	46
TAC		8	12	12	11	TAC		20	27	16	29
USAF b/		-	-	-	-	USAF b/		-	-	-	-
USAFSS		-	-	-	-	USAFSS		3	3	6	2
ADC (OS)		-	-	-	-	ADC (OS)		-	-	-	-
CAIRC		2	2	-	1	CAIRC		-	-	-	-
MATS (OS)		-	-	-	-	MATS (OS)		-	-	-	-
PACAF		49	43	-	20	PACAF		-	-	-	-
SAC (OS)		-	-	7	7	SAC (OS)		-	2	2	1
USAFE		-	-	-	-	USAFE		1	25	2	6
AIR FORCE PRISONERS - TOTAL IN CONFINEMENT - EOQ d/ e/						OTHER SERVICE PRISONERS IN AIR FORCE CONFINEMENT FACILITIES, EOQ d/					
<u>WW - TOTAL</u>		<u>1,320</u>	<u>1,186</u>	<u>1,074</u>	<u>903</u>	<u>WW - TOTAL</u>		<u>98</u>	<u>36</u>	<u>58</u>	<u>103</u>
U S - TOTAL..		1,046	926	905	746	U S - TOTAL..		39	24	36	53
OTHER - TOTAL.		274	260	169	157	OTHER - TOTAL.		59	12	22	50
ACIC		-	-	-	-	ACIC		-	-	-	-
ADC		82	62	73	48	ADC		3	-	1	5
AFAFC		-	-	-	-	AFAFC		-	-	-	-
AFLC		15	12	16	7	AFLC		-	-	-	-
AFSC		47	55	28	21	AFSC		-	-	3	2
ATC		209	169	128	120	ATC		8	10	3	26
3320th		167	195	153	135	3320th		-	-	-	-
AU		31	10	36	13	AU		-	-	-	-
AAC		8	7	10	10	AAC		-	-	-	-
ConAC		-	-	-	-	ConAC		-	-	-	-
Hq CMD		9	5	4	1	Hq CMD		-	-	-	-
MATS		98	88	92	68	MATS		1	3	11	6
OAR		-	-	-	-	OAR		-	-	-	-
SAC		311	248	283	257	SAC		19	9	11	9
TAC		61	70	76	63	TAC		8	2	7	5
USAF b/		-	-	-	-	USAF b/		-	-	-	-
USAFSS		8	5	6	3	USAFSS		-	-	-	-
ADC (OS)		-	-	-	-	ADC (OS)		-	-	-	-
CAIRC		3	4	-	1	CAIRC		-	-	-	-
MATS (OS)		4	4	5	5	MATS (OS)		-	-	-	-
PACAF		145	137	54	51	PACAF		7	8	1	5
SAC (OS)		16	12	15	20	SAC (OS)		-	-	-	-
USAFE		106	103	95	80	USAFE		52	4	21	45

TABLE 189 - SECURITY AND LAW ENFORCEMENT ACTIVITIES, WORLD-WIDE, BY QUARTER - FY 1963

(CONTINUED)

LOCATION AND COMMAND	TOTAL	1ST QTR	2ND QTR	3RD QTR	4TH QTR	LOCATION AND COMMAND	TOTAL	1ST QTR	2ND QTR	3RD QTR	4TH QTR
MAXIMUM CUSTODY PRISONERS - IN AIR FORCE CONFINEMENT FACILITIES, EOQ d/						MINIMUM CUSTODY PRISONERS - IN AIR FORCE CONFINEMENT FACILITIES, EOQ d/					
<u>WW - TOTAL</u>		<u>47</u>	<u>51</u>	<u>66</u>	<u>66</u>	<u>WW - TOTAL</u>		<u>606</u>	<u>519</u>	<u>433</u>	<u>437</u>
U S - TOTAL . .		45	44	54	52	U S - TOTAL . .		481	405	377	378
OTHER - TOTAL .		2	7	12	14	OTHER - TOTAL .		125	114	56	59
ACIC		-	-	-	-	ACIC		-	-	-	-
ADC		3	10	3	-	ADC		21	14	14	9
AF AFC		-	-	-	-	AF AFC		-	-	-	-
AF LC		4	-	1	-	AF LC		3	1	-	1
AF SC		2	2	1	3	AF SC		13	4	14	8
ATC		13	13	6	13	ATC		66	48	37	61
3320th		-	-	-	-	3320th		167	195	153	135
AU		6	-	1	3	AU		19	5	18	4
AAC		-	-	-	-	AAC		8	7	4	5
ConAC		-	-	-	-	ConAC		-	-	-	-
Hq CMD		-	-	-	-	Hq CMD		-	-	-	-
MATS		1	-	-	-	MATS		26	13	18	21
OAR		-	-	-	-	OAR		-	-	-	-
SAC		10	11	37	29	SAC		132	91	90	115
TAC		4	8	4	3	TAC		21	21	27	17
USAFA b/		-	-	-	-	USAFA b/		-	-	-	-
USAFSS		2	-	1	1	USAFSS		5	6	2	2
ADC (OS)		-	-	-	-	ADC (OS)		-	-	-	-
CAIRC		-	-	-	-	CAIRC		-	2	-	-
MATS (OS)		-	-	-	-	MATS (OS)		2	3	3	4
PACAF		1	-	-	-	PACAF		29	45	16	12
SAC (OS)		-	-	1	2	SAC (OS)		11	6	6	6
USAFE		1	7	11	12	USAFE		83	58	31	37
MEDIUM CUSTODY PRISONERS - IN AIR FORCE CONFINEMENT FACILITIES, EOQ d/						ALL PRISONERS - IN AIR FORCE CONFINEMENT FACILITIES, EOQ d/					
<u>WW - TOTAL</u>		<u>702</u>	<u>604</u>	<u>617</u>	<u>554</u>	<u>WW - TOTAL</u>		<u>1,355</u>	<u>1,174</u>	<u>1,116</u>	<u>1,057</u>
U S - TOTAL . .		546	471	497	441	U S - TOTAL . .		1,072	920	928	871
OTHER - TOTAL .		156	133	120	113	OTHER - TOTAL .		283	254	188	186
ACIC		-	-	-	-	ACIC		-	-	-	-
ADC		55	38	61	47	ADC		79	62	78	56
AF AFC		-	-	-	-	AF AFC		-	-	-	-
AF LC		18	9	21	20	AF LC		25	10	22	21
AF SC		28	21	16	15	AF SC		43	27	31	26
ATC		160	139	100	108	ATC		239	200	143	182
3320th		-	-	-	-	3320th		167	195	153	135
AU		11	5	17	6	AU		36	10	36	13
AAC		-	-	-	3	AAC		8	7	4	8
ConAC		-	-	-	-	ConAC		-	-	-	-
Hq CMD		-	-	-	-	Hq CMD		-	-	-	-
MATS		30	36	40	16	MATS		57	49	58	37
OAR		-	-	-	-	OAR		-	-	-	-
SAC		184	163	177	158	SAC		326	265	304	302
TAC		56	58	56	66	TAC		81	87	87	86
USAFA b/		-	-	-	-	USAFA b/		-	-	-	-

TABLE 189 - SECURITY AND LAW ENFORCEMENT ACTIVITIES, WORLD-WIDE, BY QUARTER - FY 1963
(CONTINUED)

LOCATION AND COMMAND	TOTAL	1ST QTR	2ND QTR	3RD QTR	4TH QTR	LOCATION AND COMMAND	TOTAL	1ST QTR	2ND QTR	3RD QTR	4TH QTR
MEDIUM CUSTODY PRISONERS - IN AIR FORCE CONFINEMENT FACILITIES, EOQ d/ (Cont)						ALL PRISONERS - IN AIR FORCE CONFINEMENT FACILITIES, EOQ d/ (Cont)					
USAFSS . . .		4	2	9	2	USAFSS . . .		11	8	12	5
ADC (OS) . .		-	-	-	-	ADC (OS) . .		-	-	-	-
CAIRC . . .		1	-	-	-	CAIRC . . .		1	2	-	-
MATS (OS) . .		2	1	2	1	MATS (OS) . .		4	4	5	5
PACAF . . .		73	57	39	24	PACAF . . .		103	102	55	36
SAC (OS) . .		5	8	3	6	SAC (OS) . .		16	14	10	14
USAFE . . .		75	67	76	82	USAFE . . .		159	132	118	131

a/ The source of these data are reports forwarded to Headquarters United States Air Force according to AFR 205-1. The total for United States includes those violations which occurred at Hq USAF and other areas not listed. Violations in oversea areas of United States commands not given in Other Area listing are indicated as part of the United States totals for the commands.

b/ Excludes Cadets.

c/ Moving Traffic Violations NOT included.

d/ EOQ - End of Quarter.

e/ Excludes prisoners confined in United States Disciplinary Barracks or Federal Penal Institutions.

SOURCE: Enforcement-Correction Division, Directorate of Security and Law Enforcement, TIG, Headquarters, USAF

TABLE 190 - USAF MILITARY PERSONNEL ABSENT WITHOUT LEAVE AND MAN-DAYS LOST, WORLD-WIDE, BY QUARTER - FY 1961 THROUGH FY 1963

FISCAL YEAR BY QUARTER	ABSENT WITHOUT LEAVE			AWOL MAN-DAYS LOST		
	USAF World-wide	United States	Other Areas	USAF World-wide	United States	Other Areas
<u>FY 1961</u>						
First Quarter	2.1	2.5	.7	21.2	25.7	4.8
Second Quarter	1.7	2.0	.5	16.6	19.9	4.5
Third Quarter	1.6	1.9	.5	15.1	17.7	5.1
Fourth Quarter	1.6	1.9	.5	15.5	18.4	3.8
<u>FY 1962</u>						
First Quarter	1.8	2.2	.5	17.1	20.6	3.6
Second Quarter	1.4	1.7	.4	14.1	17.1	3.2
Third Quarter	1.4	1.7	.4	13.3	15.9	3.9
Fourth Quarter	1.3	1.5	.6	11.9	14.1	4.0
<u>FY 1963</u>						
First Quarter	1.4	1.6	.6	13.9	16.6	3.9
Second Quarter	1.2	1.3	.6	11.7	13.8	3.9
Third Quarter	1.2	1.3	.5	11.4	13.4	3.7
Fourth Quarter	1.2	1.4	.4	12.4	14.8	3.6

SOURCE: Enforcement-Correction Division, Directorate of Security and Law Enforcement, TIG, Headquarters, USAF

SECURITY AND DISCIPLINE (CONTINUED)

OFFICE OF SPECIAL INVESTIGATIONS (OSI)



DEFINITIONS

CASE TYPE - The numerical designation and descriptive character assigned to each investigation which indicates the principal nature or the purpose of the investigation.

COUNTERINTELLIGENCE INVESTIGATIONS - Investigations conducted to determine facts related to security control measures designed to insure the safeguarding of information, personnel, equipment, and installations against the sabotage, espionage, or subversive activities of foreign powers and of disaffected or dissident groups or individuals which may constitute a threat to the internal security of the Air Force.

GENERAL INVESTIGATIONS - Investigations conducted to determine facts and circumstances pertaining to alleged major violations of the Articles of the Uniform Code of Military Justice, Federal Statutes, and/or other applicable directives, by USAF personnel, excluding incidents of a counterintelligence or procurement nature.

PROCUREMENT INVESTIGATIONS - Investigations conducted to determine facts surrounding incidents of alleged breaches of the public trust and violations of law in connection with Air Force procurement, disposal, nonappropriated funds, and pay and allowance matters.

PERSONNEL INVESTIGATIONS - Investigations conducted to determine facts upon which the requesting commander can decide whether to grant or to deny to the subjects of the investigations access to restricted areas and/or classified defense information. The loyalty and security program within the executive departments established the requirement for such investigations, and they are governed by law, Department of Defense (DOD) directives, and Air Force policies.

OFFICE OF ORIGIN INVESTIGATIONS - (Short terminology - "Origin") - Investigations of any nature conducted by the Directorate of Special Investigations or a District Office in which, in accordance with OSI policy, that office assumes the control of the entire investigation.

AUXILIARY OFFICE INVESTIGATIONS - (Short terminology - "Auxiliary") - Investigations of any nature conducted by the Directorate of Special Investigations or a District Office in which, in accordance with OSI policy, that office acts as an assistant to the controlling office (the office of origin) within its territorial investigative jurisdiction.

INVESTIGATIONS OPENED - Investigations initiated by offices of origin or auxiliary offices pursuant to requests from appropriate commanders for the Chief of Staff, USAF.

INVESTIGATIONS CLOSED - Investigations terminated by offices of origin and auxiliary offices after all relevant facts have been determined and impartially reported to the requesting commander through proper OSI channels.

INVESTIGATIONS PENDING - Investigations opened by offices of origin or auxiliary offices on which, as of the date such investigations are inventoried, there remains further investigative work and reporting to be done before they may be considered investigations closed.

SECURITY AND DISCIPLINE (CONTINUED)

OFFICE OF SPECIAL INVESTIGATIONS (CONTINUED)

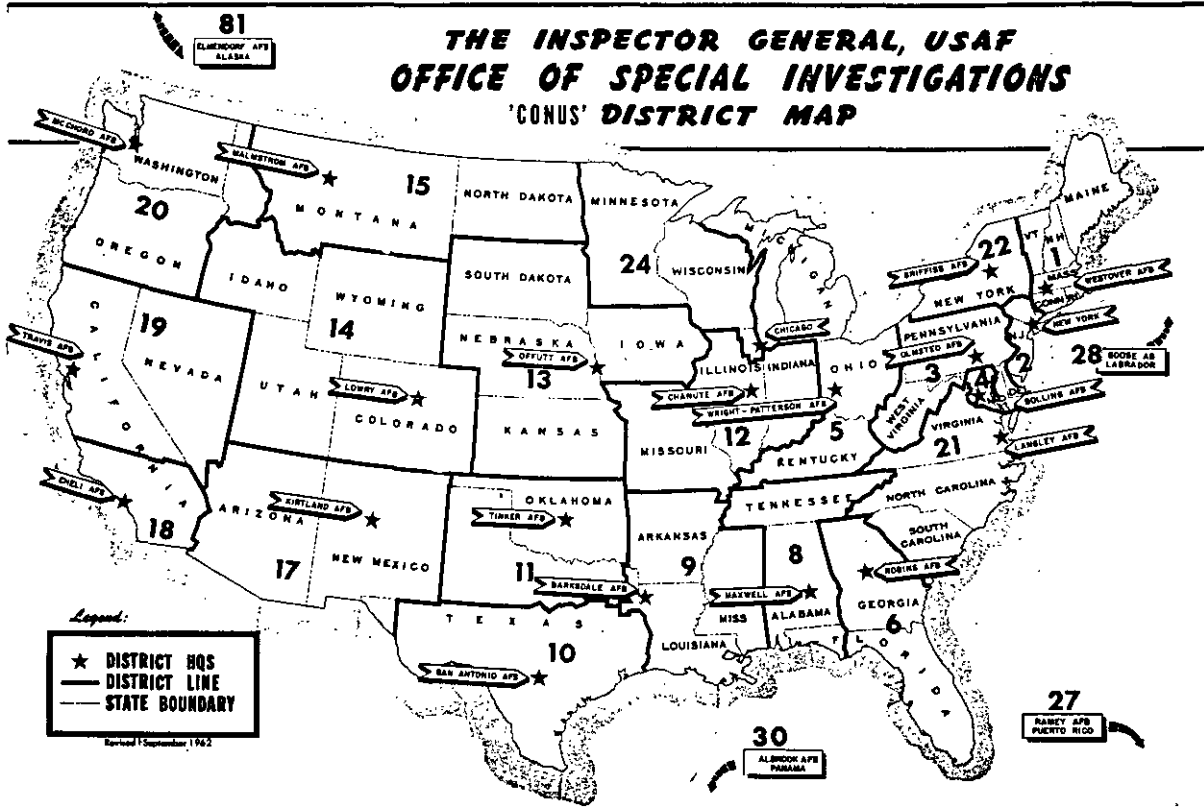


TABLE 191 - SPECIAL INVESTIGATIONS CONDUCTED BY THE OFFICE OF SPECIAL INVESTIGATIONS (OSI)
CONTINENTAL US, ALASKA, PUERTO RICO, AND THE NORTHEAST PORTION OF NORTH AMERICA - FY 1963

CASE TYPE	FY 1963						PENDING 30 JUN 1963		
	Opened			Closed			Total	Origin	Auxiliary
	Total	Origin	Auxiliary	Total	Origin	Auxiliary			
TOTAL	592,821	381,198	211,623	581,178	377,485	203,693	58,260	36,488	21,772
PERSONNEL INVESTIGATION - TOTAL	554,813	367,040	187,773	544,108	364,276	179,832	53,593	32,979	20,614
36 Personnel Investigations - Special	10,283	2,506	7,777	10,507	2,610	7,897	1,032	461	571
38 Integrated Reg USAF Officers	717	219	498	661	175	486	123	72	51
39 Communications Personnel	43,991	13,958	30,033	40,663	12,230	28,433	8,138	4,052	4,086
40 USAF Civilian Employees	14,386	5,338	9,048	14,143	5,153	8,990	2,044	1,225	819
41 USAF Military Personnel	284,397	187,977	96,420	275,375	183,426	91,949	26,142	15,975	10,167
42 Facilities Employees	4,293	3,313	980	4,429	3,484	945	365	253	112
43 Contractor Employees	138,317	114,207	24,110	141,253	118,239	23,014	10,551	7,653	2,898
44 Aliens - Civilian	4,180	1,884	2,296	3,963	1,787	2,176	810	430	380
45 USAF Academy Cadets	3,041	1,738	1,303	3,039	1,742	1,297	29	15	14
46 OSI Personnel	6,428	1,065	5,363	6,331	1,035	5,296	353	135	218
51 Air National Guard	7,859	6,781	1,078	7,888	6,873	1,015	614	479	135
52 Air Force Inactive Reserve	19,442	15,278	4,164	19,466	15,309	4,157	900	597	303
53 Reciprocal Investigations	184	97	87	174	91	83	11	7	4
54 National Security Agency Matters	2,623	1,041	1,582	2,462	999	1,463	702	432	270
67 Employees Paid From Nonappropriated Funds	419	259	160	445	281	164	16	13	3
68 Special Requests	9,087	8,018	1,069	8,847	7,860	987	659	551	108
70 Aliens - Military	4,386	2,965	1,421	4,197	2,855	1,342	589	360	229
74 DOD Investigations, General	9	6	3	3	1	2	6	5	1
75 DOD Investigations, USAF Military	46	19	27	8	1	7	38	18	20
76 DOD Investigations, Special	571	222	349	143	18	125	428	204	224
144 Premarital Investigations	8	4	4	7	4	3	1	-	1
244 Alien Employee Investigations	146	145	1	104	103	1	42	42	-
GENERAL INVESTIGATION - TOTAL	11,103	7,528	3,575	11,145	7,563	3,582	1,204	1,015	189
6 Homicide	409	280	129	398	274	124	39	29	10
7 Sex Offenses	2,940	1,770	1,170	2,971	1,792	1,179	251	187	64
8 Assault	385	334	51	380	329	31	34	31	3
9 Impersonation	110	84	26	116	88	28	17	17	-
10 Fraudulent Enlistment	133	43	90	134	44	90	8	4	4
12 Forgery	466	314	152	492	336	156	73	70	3
13 Larceny	956	739	217	935	727	208	132	113	19
14 Theft of Government Property	1,852	1,445	407	1,883	1,465	418	257	238	19
15 Robbery	83	61	22	81	58	23	8	8	-
16 Housebreaking	553	464	89	555	467	88	61	58	3
17 Narcotics Violations	204	109	95	211	113	98	18	16	2
18 Customs Violations	81	19	62	91	24	67	1	1	-
19 Blackmarket Activities	118	37	81	122	42	80	8	4	4
20 Property Destruction	159	125	34	157	119	38	20	20	-
21 Discrimination	6	5	1	5	4	1	1	1	-
22 Intimidation	16	13	3	16	13	3	1	1	-
23 Perjury	128	73	56	130	72	58	16	13	3
24 Special Inquiry	290	142	148	284	141	143	27	17	10
25 Improper Use or Diversion of Government Property or Employees	81	60	21	72	51	21	17	16	1
26 Misconduct	880	612	268	863	608	255	92	66	26
47 Postal Violations	538	289	249	534	281	253	70	63	7
50 Counterfeiting	25	21	4	23	19	4	5	5	-
53 Reciprocal Investigations	247	129	118	258	139	119	12	7	5
62 Bad Checks	239	159	80	235	160	75	31	25	6
72 Lie Detector Examinations	203	201	2	198	196	2	5	5	-
74 DOD Investigations, General	1	1	-	1	1	-	-	-	-

TABLE 191 - SPECIAL INVESTIGATIONS CONDUCTED BY THE OFFICE OF SPECIAL INVESTIGATIONS (OSI)
CONTINENTAL US, ALASKA, PUERTO RICO, AND THE NORTHEAST PORTION OF NORTH AMERICA - FY 1963
(CONTINUED)

CASE TYPE	FY 1963						PENDING 30 JUN 1963		
	Opened			Closed			Total	Origin	Auxiliary
	Total	Origin	Auxiliary	Total	Origin	Auxiliary			
<u>COUNTERINTELLIGENCE INVESTIGATION -</u>									
TOTAL	22,236	4,493	17,743	21,227	3,463	17,764	2,723	1,994	729
24C Special Inquiry	308	168	140	312	170	142	16	12	4
27 Espionage	474	113	361	509	122	387	38	26	12
28 Sabotage	90	59	31	101	70	31	9	7	2
30 Sedition	-	-	-	1	1	-	-	-	-
31 Disaffection	152	20	132	147	18	129	10	6	4
32 Subversive Activities	372	124	248	358	115	243	61	36	25
33 Communist Matters	5,521	1,557	3,964	4,976	1,294	3,682	1,129	577	552
34 Security Violations Investi- gations	353	154	199	373	159	214	37	31	6
49 Positive Intelligence	2	2	-	2	2	-	-	-	-
53 Reciprocal Investigations	30	10	20	30	10	20	1	-	1
56 CI Collections Matters	263	262	1	263	262	1	-	-	-
64 Technical Security Surveys	557	397	160	566	396	170	11	11	-
65 Special Security Surveys	26	26	-	31	31	-	1	1	-
66 CI Publications	6	4	2	9	7	2	-	-	-
69 Refugees and Defectors	1	-	1	1	-	1	-	-	-
70(33) Aliens - Military	435	123	312	468	150	318	55	32	23
71 AF Military Personnel Special Category	1,262	307	955	1,248	310	938	195	100	95
73 CI Coverage - SAC	12,329	1,161	11,168	11,785	345	11,440	1,148	1,148	-
74 DOD Investigations, General	1	1	-	-	-	-	1	1	-
127 Counterespionage	54	5	49	47	1	46	11	6	5
<u>PROCUREMENT INVESTIGATION - TOTAL</u>	4,669	2,137	2,532	4,698	2,183	2,515	740	500	240
5 Bribery	44	22	22	45	23	22	4	4	-
24P Special Inquiry	28	12	16	27	11	16	2	2	-
53 Reciprocal Investigations	7	3	4	6	3	3	2	1	1
58 Procurement Matters	690	369	321	699	366	333	124	107	17
59 Disposal Matters	82	47	35	85	51	34	16	14	2
60 Nonappropriated Fund Matters	237	100	137	247	107	140	23	22	1
61 Pay and Allowance Matters	3,581	1,584	1,997	3,589	1,622	1,967	569	350	219

Source: Directorate of Special Investigations, The Inspector General, Headquarters, USAF

SECURITY AND DISCIPLINE (CONTINUED)

JUDGE ADVOCATE GENERAL



INTRODUCTION

Judge Advocate General statistics are a collection of selected data on Trials by Courts-Martial. The statistics reported are derived from AF Form 214 "Report of Court-Martial Activities".

The following definitions affect this portion of the Court-Martial Reports:

DEFINITIONS

CIVIL TYPE OFFENSES

- (1) Thefts - Larceny or wrongful appropriation.
- (2) Felonies - Offenses under the Uniform Code of Military Justice which are also offenses under State and Federal statutes and for which the authorized punishment is in excess of one year.
- (3) Others - Offenses under the Uniform Code of Military Justice which are also offenses under State and Federal statutes and for which the authorized punishment is one year or less.

MILITARY OFFENSES

- (1) Absence Without Leave (AWOL) - Any absence from unit, organization, or other place of duty without proper authority.
- (2) Other - Any offense chargeable under the Uniform Code of Military Justice that can be committed only by military personnel.

1090th SPECIAL REPORTING WING (1090th Rep Gr)

This is a joint command exercising reciprocal court-martial jurisdiction for Army, Navy, and Air Force Personnel.

(Table below covers USAF Military Personnel and those persons subject to Court-Martial Jurisdiction)

OFFENSES BY QUARTER	WORLD WIDE TOTAL	CONTINENTAL								
		TOTAL	USAFA a/	ADC	AFIC	AFSC	ATC	AJ	HQ CMD	MATS
<u>MILITARY OFFENSE - TOTAL</u> . . .	<u>12,220</u>	<u>9,695</u>	<u>4</u>	<u>1,336</u>	<u>283</u>	<u>294</u>	<u>2,355</u>	<u>50</u>	<u>138</u>	<u>913</u>
<u>Absence Without Leave (AWOL)</u> <u>Including Desertions - Total</u> . . .	<u>2,999</u>	<u>2,734</u>	<u>3</u>	<u>425</u>	<u>90</u>	<u>91</u>	<u>756</u>	<u>19</u>	<u>89</u>	<u>246</u>
First Quarter	942	854	2	147	27	36	223	6	38	77
Second Quarter	875	785	1	116	32	31	215	5	28	61
Third Quarter	698	641	-	96	18	16	190	5	16	59
Fourth Quarter	484	454	-	66	13	8	128	3	7	49
<u>Other - Total</u>	<u>9,221</u>	<u>6,961</u>	<u>1</u>	<u>911</u>	<u>193</u>	<u>203</u>	<u>1,599</u>	<u>31</u>	<u>49</u>	<u>667</u>
First Quarter	2,846	2,151	-	295	48	71	510	7	12	274
Second Quarter	3,046	2,388	1	300	75	73	599	10	20	210
Third Quarter	2,027	1,473	-	178	44	18	336	7	15	94
Fourth Quarter	1,302	949	-	138	26	41	154	7	2	89
<u>CIVIL TYPE OFFENSE - TOTAL</u>	<u>8,773</u>	<u>6,021</u>	<u>1</u>	<u>765</u>	<u>210</u>	<u>221</u>	<u>1,008</u>	<u>38</u>	<u>31</u>	<u>537</u>
<u>Theft - Total</u>	<u>3,497</u>	<u>2,564</u>	<u>1</u>	<u>314</u>	<u>111</u>	<u>104</u>	<u>483</u>	<u>27</u>	<u>14</u>	<u>208</u>
First Quarter	945	662	1	65	20	36	122	7	4	49
Second Quarter	972	755	-	96	56	30	198	5	4	53
Third Quarter	847	606	-	58	11	16	101	14	1	46
Fourth Quarter	733	541	-	94	24	22	62	1	5	60
<u>Felony - Total</u>	<u>1,423</u>	<u>948</u>	<u>-</u>	<u>152</u>	<u>36</u>	<u>33</u>	<u>218</u>	<u>-</u>	<u>8</u>	<u>96</u>
First Quarter	304	197	-	23	11	11	79	-	-	19
Second Quarter	284	176	-	19	9	8	57	-	1	8
Third Quarter	288	188	-	34	8	4	35	-	2	18
Fourth Quarter	547	387	-	76	8	10	47	-	5	51
<u>Other - Total</u>	<u>3,853</u>	<u>2,509</u>	<u>-</u>	<u>299</u>	<u>63</u>	<u>84</u>	<u>307</u>	<u>11</u>	<u>9</u>	<u>233</u>
First Quarter	1,141	766	-	80	24	37	63	7	7	103
Second Quarter	1,290	833	-	102	16	22	145	2	1	71
Third Quarter	913	595	-	84	13	18	72	2	1	48
Fourth Quarter	509	315	-	33	10	7	27	-	-	11

a/ Includes cadets

Source: Executive Office - Judge Advocate General, USAF

MARTIAL BY COMMAND, WORLD-WIDE, BY QUARTER - FY 1963

pursuant to Uniform Code of Military Justice, Article 2 - (11). Hawaii is included in PACAF data.)

US					OVERSEAS					OFFENSES BY QUARTER
OAR	SAC	TAC	USAFSS	1090th Rep Gp	TOTAL	AAC	CAIRC	PACAF	USAFE	
-	<u>3,551</u>	<u>722</u>	<u>33</u>	<u>16</u>	<u>2,525</u>	<u>122</u>	<u>5</u>	<u>1,173</u>	<u>1,225</u>	<u>MILITARY OFFENSE - TOTAL</u>
-	<u>773</u>	<u>229</u>	<u>9</u>	<u>4</u>	<u>265</u>	<u>11</u>	-	<u>111</u>	<u>143</u>	<u>Absence Without Leave (AWOL)</u> <u>(Including Desertion) - Total</u>
-	229	67	2	-	88	5	-	47	36	First Quarter
-	212	75	7	2	90	2	-	36	52	Second Quarter
-	185	54	-	2	57	2	-	18	37	Third Quarter
-	147	33	-	-	30	2	-	10	18	Fourth Quarter
-	<u>2,778</u>	<u>493</u>	<u>24</u>	<u>12</u>	<u>2,260</u>	<u>111</u>	<u>5</u>	<u>1,062</u>	<u>1,082</u>	<u>Other - Total</u>
-	758	158	14	4	695	32	1	344	318	First Quarter
-	928	165	4	3	658	36	3	329	290	Second Quarter
-	668	110	-	3	554	23	-	237	294	Third Quarter
-	424	60	6	2	353	20	1	152	180	Fourth Quarter
-	<u>2,727</u>	<u>437</u>	<u>36</u>	<u>10</u>	<u>2,752</u>	<u>131</u>	<u>11</u>	<u>1,175</u>	<u>1,435</u>	<u>CIVIL TYPE OFFENSE - TOTAL</u>
-	<u>1,129</u>	<u>158</u>	<u>11</u>	<u>4</u>	<u>933</u>	<u>61</u>	<u>2</u>	<u>462</u>	<u>408</u>	<u>Theft - Total</u>
-	328	27	1	1	283	19	-	155	109	First Quarter
-	266	39	7	1	217	10	1	113	93	Second Quarter
-	299	58	-	2	241	13	1	115	112	Third Quarter
-	236	34	3	-	192	19	-	79	94	Fourth Quarter
-	<u>304</u>	<u>78</u>	<u>19</u>	<u>4</u>	<u>475</u>	<u>15</u>	<u>1</u>	<u>279</u>	<u>180</u>	<u>Felony - Total</u>
-	36	11	7	-	107	2	-	48	57	First Quarter
-	51	20	3	-	108	5	-	69	34	Second Quarter
-	56	28	-	3	100	3	-	45	52	Third Quarter
-	161	19	9	1	160	5	1	117	37	Fourth Quarter
-	<u>1,294</u>	<u>201</u>	<u>6</u>	<u>2</u>	<u>1,344</u>	<u>55</u>	<u>8</u>	<u>434</u>	<u>847</u>	<u>Other - Total</u>
-	368	77	-	-	375	23	4	132	216	First Quarter
-	409	57	6	2	457	21	1	141	294	Second Quarter
-	308	49	-	-	318	4	1	113	200	Third Quarter
-	209	18	-	-	194	7	2	48	137	Fourth Quarter

TABLE 193—USAF PERSONNEL TRIED BY COURT-MARTIAL FOR ALL OFFENSES AND FOR ABSENCE WITHOUT LEAVE (AWOL) AND DESERTION ONLY, WORLD-WIDE, BY QUARTER — FY 1963

(Alaska and Hawaii are included in Overseas Data)


DATE	COURT-MARTIAL RATES					
	ALL OFFENSES			AWOL AND DESERTION OFFENSES		
	WORLD-WIDE	CONTINENTAL US	OVERSEAS	WORLD-WIDE	CONTINENTAL US	OVERSEAS
<u>TOTAL</u>	<u>14.8</u>	<u>14.3</u>	<u>17.0</u>	<u>3.4</u>	<u>3.9</u>	<u>1.5</u>
First Quarter(1 Jul 1962 Through 30 Sep 1962	4.4	4.2	5.3	1.1	1.2	0.5
Second Quarter(1 Oct 1962 Through 31 Dec 1962	4.7	4.6	5.2	1.0	1.1	0.5
Third Quarter(1 Jan 1963 Through 31 Mar 1963	3.3	3.2	3.9	0.8	0.9	0.3
Fourth Quarter(1 Apr 1963 Through 30 Jun 1963	2.4	2.3	2.6	0.5	0.7	0.2

Source: Executive Office - Judge Advocate General, USAF

*Components - Reserve Forces
and ROTC*

PART XII

**COMPONENTS - RESERVE
FORCES AND ROTC**



DEFINITIONS

In general, the definitions contained herein have been taken from, or are in conformity to, the definitions included in Air Force Regulations 45 series and Air National Guard Regulations, as appropriate.

The statistical data pertaining to the Air Force Reserve and Air National Guard personnel normally refer to those who are not on extended active duty (EAD). Commissioned officers on EAD as Regular USAF Airmen or Regular USAF Warrant Officers and Reserve Warrant Officers on EAD as Regular USAF Airmen are also included in these data. These statistical tables are designed to show the composition and characteristics of Reserve Forces personnel and reflect the Reserves of the Air Force strength position at specific intervals throughout the fiscal year.

AIR FORCE RESERVE



ACTIVE DUTY FOR TRAINING (AD TNG) - A full-time tour of duty with the active establishment for Reserve training, under orders which provide for automatic reversion to an inactive duty training status upon completion of the specified tour of active duty. This includes all tours accomplished under the provisions of AFR 45-14, dated, 21 August 1957.

ACTIVE STATUS - That status of the reservists who make up, through voluntary participation or remaining obligated service, the active reserve.

ANG UNIT MOBILIZATION POSITION - An authorized position within an Air National Guard unit.

DRILL PAY STATUS RESERVISTS - Reservists who are authorized to receive pay for inactive and active duty for training

FLYING TRAINING - Flying activities as authorized by AFR 45-28 (regular flying training) and Sec B, AFR 45-10 (additional flying periods).

ELIGIBLE TO EARN POINTS - Being eligible, by virtue of program element of assignment, to earn points toward retirement (does not apply to the gratuitous points awarded active reservists. See AFR 45-15).

INACTIVE DUTY TRAINING - Unit training assemblies, training periods of instruction, appropriate duties, or equivalent training, including hazardous duty, which are performed with or without pay by a reservist not on EAD or on active duty for training. Includes duties performed in connection with training, administration, and/or support activities of the unit of assignment or study through the USAF Extension Course Institute. Points will be awarded in accordance with AFR 45-15.

INACTIVE STATUS LIST RESERVE SECTION - Reservists who fail to meet minimum requirements for retention in an active status are assigned to this section if they have completed all reserve service required by law. While assigned to this section, reservists are not eligible for active or inactive duty training, promotion, or award of points. They may be ordered to Extended Active Duty (EAD) involuntarily only if there are no other Ready or Standby Reservists of the appropriate grades and military specialties who are available for active military service and then only if the Director of Selective Service determines that they are available for EAD.

INELIGIBLE RESERVE SECTION (Other) - Consists of Ready Reservists who were transferred to the Air Force Reserve to complete a Reserve obligation in accordance with the Universal Military Training and Service Act of 1948, as amended, who do not voluntarily participate in any Reserve Training programs or point gaining activities.

JOB PROFICIENCY TRAINING (JPT) - Training given an individual Reservist during periods of active or inactive duty to maintain or increase proficiency through actual performance in his mobilization assignment.

COMPONENTS - RESERVE FORCES AND ROTC (CONTINUED)**AIR FORCE RESERVE (CONTINUED)****DEFINITIONS (CONTINUED)**

MOBILIZATION ASSIGNMENT RESERVE SECTION (MOARS) - Administrative sections of the Major Air Command headquarters and its subordinate organizations; Reservists authorized Parts I and III of the Reserve Space and Grade Authorization by Headquarters USAF are assigned to those sections and are comprised of:

1. Part I, Major Command War Augmentation Requirement for Individuals - Pertains to personnel assigned to and trained (both active and inactive duty training) by the Command.

2. Part IA, Individuals - Airmen who are filling Part I positions but are authorized to accomplish their inactive duty training at an Air Reserve Center unit.

3. Part III, General Reserve War Requirement for Individuals is the attritional replacement requirement of the Air Force. These personnel are assigned to and trained by Continental Air Command.

AF RESERVE UNIT MOBILIZATION POSITION - An authorized position within an AF Reserve unit that is organized to serve as a unit.

NON-AFFILIATED RESERVE SECTION - Comprised of Air Force Reserve members in an active status who are not assigned to an Air Force Reserve Category "A" unit, an Air Reserve Center unit, or to a mobilization position, but do physically and professionally qualify for Reserve Training participation, meet established criteria for active military service, and meet minimum retention requirements by completing courses through the USAF Extension Course Institute, by participating in Air Reserve Center unit activities on an unassigned basis, or by participating in other authorized point-gaining activities.

PAY GROUP - Groups established to identify those authorized pay for inactive and/or active duty for training. These groups also identify the amount of paid training authorized per year. They are:

- A - 48 paid inactive duty training periods and 15 active duty training days
- B - 24 paid inactive duty training periods and 15 active duty training days
- C - 12 paid inactive duty training periods and 15 active duty training days
- D - No paid inactive duty training periods but 15 paid active duty for training days
- E - No paid inactive duty training periods but 30 paid active duty for training days
- F - No paid inactive duty training periods but 3 to 6 months active duty for training (one time only)

PROGRAM ELEMENTS - Classification of Reservists by type, amount of training and pay authorized, and/or type of unit or categories of assignment.

READY RESERVE - Air Force Reserve units and personnel who may be ordered to extended active duty involuntarily in time of war, national emergency declared by Congress or proclaimed by the President, or when otherwise authorized by law.

RESERVISTS IN NON-PAY STATUS ASSIGNMENTS - Air Force Reservists who are physically and professionally qualified for active duty, but for whom no position vacancy exists in Pay Status Assignment, or those who do not participate in the Air Force Reserve training program to the extent required for retention in Pay Status Assignments. Except for the maximum age of 60, there are no age-in-grade or availability requirements.

RESERVISTS IN PAY STATUS ASSIGNMENTS - Participating Ready Reservists who are authorized pay for active and inactive duty training, or pay for active duty for training only.

RETIRED RESERVE - Air Force Reserve personnel whose service has been honorable and are eligible under AFR 45-39A and who have applied for and received transfer to the Reserve Retired List.

SELECTIVE ASSIGNEE - A Reservist who has a legal Reserve service obligation and is involuntarily selected to fill a mobilization position.

STANDBY RESERVE - Air Force Reserve personnel who may be ordered to extended active duty involuntarily only in time of war, national emergency declared by Congress, or when otherwise authorized by law.

TRAINING CATEGORY - Categories established to identify training required to maintain individual or unit proficiency. They are:

- A - 48 inactive duty training periods and 15 days active duty for training per year
- B - 24 inactive duty training periods but 15 days active duty for training per year
- D - 0 inactive duty training periods but 15 days active duty for training per year
- E - 12 inactive duty training periods but 0 days active duty for training per year
- F - Correspondence courses
- G - No training
- H - No inactive duty periods but 30 days active duty for training per year

THIS PAGE IS BLANK IN ORDER TO ARRANGE
AF RESERVE COMMENTARIES CORRECTLY. AF RESERVE
INFORMATION IS CONTINUED ON PAGES 366 AND 367

AIR FORCE RESERVE(Continued)

USAF RESERVE PROGRAM ELEMENT GUIDE

RESERVE PROGRAM ELEMENT	TRAINING CATEGORY	PAY GROUP	ACTIVE STATUS		RESERVE STATUS			MOBILIZATION POSITION					PAY STATUS			FLYING TRAINING		POINT GAINING ELIGIBILITY		
			ACTIVE	INACTIVE	READY	STANDBY	RETIRED	UNITS		INDIVIDUALS			NO MOBILIZATION POSITION	PAID	DRILL PAY	NON PAY	AUTHORIZED REGULAR FLYING PERIODS	AUTHORIZED ADDITIONAL FLYING PERIODS	ELIGIBLE TO EARN RETIREMENT POINTS	INELIGIBLE TO EARN RETIREMENT POINTS
								AIR NATIONAL GUARD	AF RESERVE	PART I	PART III									
Aerial Port Squadrons	A	A	X		X							X	X		X	X	X	X		
Air Rescue Squadrons	A	A	X		X							X	X		X	X	X	X		
Air Rescue Technicians - On Flying Status . .	A	A	X		X							X	X		X	X	X	X		
Air Rescue Technicians - Not on Flying Status	A	A	X		X							X	X		X	X	X	X		
Air Terminal Squadrons	A	A	X		X							X	X		X	X	X	X		
Mobile Communications Squadrons	A	A	X		X							X	X		X	X	X	X		
USAF Hospitals	A	A	X		X							X	X		X	X	X	X		
Censorship Squadron	A	A	X		X							X	X		X	X	X	X		
Casualty Staging Groups and Squadrons	A	A	X		X							X	X		X	X	X	X		
Aeromedical Evacuation Groups and Squadrons .	A	A	X		X							X	X		X	X	X	X		
Troop Carrier Wings	A	A	X		X							X	X		X	X	X	X		
Air Wing Technicians - On Flying Status . . .	A	A	X		X							X	X		X	X	X	X		
Air Wing Technicians - Not on Flying Status .	A	A	X		X							X	X		X	X	X	X		
Navigation Training Units	A	A	X		X							X	X		X	X	X	X		
MOARS Selective Service	A	A	X		X							X	X				X	X		
MOARS JPT - CONAC Regions and Sectors	A	A	X		X							X	X		X		X	X		
MOARS JPT - Flying Duty	A	A	X		X							X	X		X		X	X		
Reserve Air Base Group and Squadron (RABGS) .	B	B	X		X							X	X					X		
Evacuation Squadron (ES)	B	B	X		X							X	X					X		
Radiological Survey Squadron (RSS)	B	B	X		X							X	X					X		
Aircraft Maintenance Squadron (AMS)	B	B	X		X							X	X					X		
Air Reserve Recovery Unit (ARRU-B)	B	B	X		X							X	X					X		
Reserve Base Support Group (RBSG-B)	B	B	X		X							X	X					X		

MOARS JPT - Non Flying Duty	B	B	X	X				X											X
MOARS JPT - 15 Days Active Duty Trng Only . .	D	D	X	X				X											X
MOARS JPT - 30 Days Active Duty Trng Only . .	H	E	X	X				X											X
MOARS (CONAC) Trainee	B	D	X	X						X									X
MOARS (CONAC) Trainee (DD)	D	D	X	X						X									X
NPS Critical Skill on Active Duty for Training	none	F	X	X							X								X
NPS Personnel - AD Trng (MOARS-V) Ages 18½-26	none	F	X	X			X												X
NPS Personnel - AD Trng (MOARS-P) Ages 17-18½	none	F	X	X			amn				off								X
NPS Critical Skill - Enlistee and APROTC Delay	none	F	X	X							X								X
NPS Personnel - Delay (MOARS-Q) Ages 17-18½	G	none	X	X				X											X
NPS Personnel - Delay (MOARS-W) Ages 18½-26	G	none	X	X				X											X
Selective Assignee - AF Reserve Units	G	none	X	X				X											X
Selective Assignee - Air National Guard Units	G	none	X	X			X												X
Selective Assignee - Part I	G	none	X	X				X											X
Selective Assignee - Part III	G	none	X	X						X									X
Ineligible Reserve Section - Other	G	none	X	X							X								X
Air Force Academy Prep School Selectee . . .	G	none	X								X								X
Air Reserve Element Training - Standby . . .	E	none	X			X					X							X	
Non Affiliated Reserve Section - Non Obligors	F	none	X			X					X								X
Non Affiliated Reserve Section - Obligors . .	F	none	X			X					X								X
Inactive Status List Reserve Section	none	none		X		X					X								X
Reserve Retired Section (Not on USAF Ret List)	not	appl		X		X					X								X
Reserve Retired Section (and on USAF Ret List)	not	appl		X		X					X								X
Reserve Retired Section (Serving on EAD) . .	not	appl		X		X					X								X

COMPONENTS - RESERVE FORCES AND ROTC (CONTINUED)

AIR NATIONAL GUARD



DEFINITIONS

AIR NATIONAL GUARD AUTHORIZED STRENGTH - Total manning authorized under appropriate Tables of Organization, Tables of Distribution, and Unit Manning Documents currently augmented and/or reduced by the National Guard Bureau.

PROGRAM STRENGTH - Manning objective, applicable to units in being or scheduled for activation by a specified period of time.

AIR FORCE RESERVE OFFICERS TRAINING CORPS (AFROTC)



ADVANCED COURSE - The third and fourth year program of instruction in Air Science.

AFROTC CADET ENROLLMENT - All Air Force Reserve Officers' Training Corps cadets in active participation in ROTC training in conjunction with the academic curriculum at civilian educational institutions. Includes cadets who are tentatively accepted and conditionally enrolled in the advanced course pending determination of eligibility for enrollment.

AIR SCIENCE - The official designation of the Air Force ROTC program of instruction.

BASIC COURSE - The first and second year program of instruction in Air Science.

CATEGORY I-N - Comprises cadets who qualify for navigator training.

CATEGORY I-P - Comprises cadets who qualify for pilot training.

CATEGORY II - Comprises cadets pursuing prescribed engineering and scientific courses of study.

CATEGORY III - Comprises cadets pursuing non-technical courses of study.

CATEGORY IV - Comprises prior service cadets other than those accepted under categories I-P, I-N; II and III (active duty tour not required).

CATEGORY V - Comprises cadets eliminated from I-P and I-N for flying in aptitude or medical reasons, and other groups as designated in special circumstances by Headquarters, USAF.

Source: Statistics and Reports Division, Directorate of Data Systems and Statistics, Comptroller of the Air Force

TABLE 194 - AF RESERVE OFFICERS BY GRADE, BY YEAR OF BIRTH, WORLD-WIDE - 28 FEB 1963

(Excludes The USAF Reserve Retired Section)

YEAR OF BIRTH	TOTAL	GENERAL	COLONEL	LIEUTENANT COLONEL	MAJOR	CAPTAIN	FIRST LIEUTENANT	SECOND LIEUTENANT	WARRANT OFFICER
<u>TOTAL</u>	<u>110,333</u>	<u>61</u>	<u>1,606</u>	<u>8,647</u>	<u>23,220</u>	<u>46,783</u>	<u>27,399</u>	<u>2,117</u>	<u>500</u>
1903	154	2	38	83	25	4	2	-	-
1904	193	4	34	111	35	9	-	-	-
1905	261	2	51	150	46	10	2	-	-
1906	278	1	67	152	49	7	-	1	1
1907	347	6	66	184	78	13	-	-	-
1908	393	7	79	209	90	7	-	-	1
1909	451	4	88	226	108	15	3	-	7
1910	555	3	84	288	151	21	4	-	4
1911	629	3	94	271	221	29	1	1	9
1912	693	7	98	307	231	34	6	2	8
1913	838	3	87	365	316	48	5	2	12
1914	1,200	4	102	552	429	82	8	3	20
1915	1,917	1	123	687	948	122	8	4	24
1916	2,701	3	111	803	1,453	281	18	4	28
1917	3,345	4	105	926	1,824	415	36	2	33
1918	3,922	4	136	1,013	2,166	513	31	7	52
1919	4,029	3	121	884	2,280	646	45	3	47
1920	4,740	-	70	695	2,811	1,013	81	12	58
1921	4,957	-	25	417	2,967	1,392	98	11	47
1922	4,429	-	14	178	2,460	1,594	133	12	38
1923	4,031	-	3	70	2,052	1,721	139	9	37
1924	3,665	-	1	38	1,504	1,914	170	15	23
1925	2,568	-	1	9	655	1,683	190	16	14
1926	1,264	-	-	1	64	1,010	175	7	7
1927	1,725	-	-	-	50	1,338	325	5	7
1928	4,188	-	-	-	53	2,986	1,139	8	2
1929	6,093	-	-	-	36	3,871	2,150	27	9
1930	7,612	-	-	-	6	4,399	3,178	26	3
1931	9,004	-	-	-	1	5,487	3,462	50	4
1932	9,919	-	-	-	1	7,669	2,164	85	-
1933	8,568	-	-	-	4	5,911	2,519	134	-
1934	6,118	-	-	-	-	1,616	4,399	103	-
1935	3,799	-	-	-	-	361	3,317	120	1
1936	2,182	-	-	-	-	92	1,986	104	-
1937	1,156	-	-	-	-	12	1,012	132	-
1938	394	-	-	-	-	4	199	191	-
1939	370	-	-	-	-	3	14	353	-
1940	518	-	-	-	1	-	1	516	-
1941	98	-	-	1	1	-	-	96	-
1942	8	-	-	-	-	-	-	8	-
Unknown	1,021	-	8	27	104	451	379	48	4

Source: Data Applications Division, Data Services Center, Comptroller of the Air Force

TABLE 195 - AF RESERVE AIRMEN BY GRADE, BY YEAR OF BIRTH, WORLD-WIDE - 28 FEB 1963

(Excludes the USAF Reserve Retired Section)

YEAR OF BIRTH	TOTAL	CHIEF MASTER SERGEANT	SENIOR MASTER SERGEANT	MASTER SERGEANT	TECHNICAL SERGEANT	STAFF SERGEANT	AIRMAN FIRST CLASS	AIRMAN SECOND CLASS	AIRMAN THIRD CLASS	AIRMAN BASIC
TOTAL	200,558	1,042	2,337	20,270	9,574	16,764	45,126	74,842	25,033	5,570
1893	8	-	1	3	2	2	-	-	-	-
1894	9	-	-	7	1	1	-	-	-	-
1895	6	-	-	5	-	1	-	-	-	-
1896	17	-	1	8	4	2	2	-	-	-
1897	26	-	1	8	8	6	2	-	1	-
1898	43	-	1	16	7	11	7	1	-	-
1899	33	1	-	12	5	10	4	-	1	-
1900	51	-	-	22	11	13	3	1	1	-
1901	60	-	1	16	17	20	6	-	-	-
1902	78	-	-	36	11	24	7	-	-	-
1903	74	-	-	33	15	17	8	-	-	1
1904	135	1	4	70	30	20	11	-	-	-
1905	180	1	4	87	31	39	15	3	-	-
1906	244	2	7	135	41	50	8	-	-	1
1907	370	1	10	188	81	68	14	5	3	-
1908	440	1	12	243	78	80	20	4	1	1
1909	464	4	15	241	97	75	28	4	-	-
1910	636	5	23	348	118	98	35	5	1	3
1911	827	10	20	482	168	106	30	9	1	1
1912	1,024	6	34	625	171	146	33	7	2	-
1913	1,377	16	49	842	248	171	39	8	4	-
1914	1,754	16	59	1,058	314	244	51	4	3	5
1915	2,215	31	83	1,295	421	313	58	10	3	1
1916	2,383	53	104	1,458	405	275	66	17	4	1
1917	2,896	71	151	1,672	522	368	87	17	5	3
1918	3,596	119	253	2,021	643	438	97	13	8	4
1919	3,551	142	248	1,878	668	470	111	24	6	4
1920	3,419	121	261	1,732	690	475	108	22	6	4
1921	3,055	114	273	1,369	634	526	117	17	2	3
1922	2,166	82	150	869	515	426	85	27	11	1
1923	1,457	43	85	492	379	355	82	12	7	2
1924	1,032	12	43	314	244	345	60	11	3	-
1925	680	3	15	155	142	275	72	14	3	1
1926	717	8	18	161	125	303	72	26	4	-
1927	734	2	11	128	147	341	83	17	5	-
1928	1,024	5	23	185	199	458	119	29	6	-
1929	1,249	7	24	212	215	585	154	35	16	1
1930	1,595	3	20	205	286	755	243	65	13	5
1931	1,896	6	12	167	290	953	311	96	59	2
1932	2,346	5	15	115	258	1,064	508	228	142	11
1933	2,855	3	8	55	164	1,072	713	509	310	21
1934	6,492	1	2	31	134	1,090	1,970	2,205	982	77
1935	12,338	-	4	18	88	1,144	3,715	5,423	1,710	236
1936	17,074	-	-	12	69	1,003	5,161	7,885	2,480	464
1937	24,041	-	-	8	42	765	6,529	12,090	3,824	783
1938	23,456	-	-	4	18	374	5,997	12,412	3,803	848
1939	27,859	-	-	2	5	222	7,730	14,892	4,120	888
1940	21,364	-	-	-	-	60	5,663	10,914	3,740	987
1941	5,539	-	-	-	1	11	855	2,701	1,572	399
1942	1,636	-	-	-	-	-	44	540	869	183
1943	596	-	-	-	-	1	2	121	362	110
1944	147	-	-	-	-	-	-	9	74	64
1945	11	-	-	-	-	-	-	-	7	4
1946	-	-	-	-	-	-	-	-	-	-
UNKNOWN	13,282	147	292	1,227	812	1,093	3,991	4,410	859	451

Source: Data Applications Division, Data Services Center, Comptroller of the Air Force

TABLE 196 - AF RESERVE OFFICERS IN PAY STATUS AND NON-PAY STATUS ASSIGNMENTS BY GRADE,
WORLD-WIDE, AT END OF QUARTER - FY 1963

PAY STATUS	TOTAL	GENERAL	COL- ONEL	LIEU- TENANT COLONEL	MAJOR	CAPTAIN	FIRST LIEU- TENANT	SECOND LIEU- TENANT	WARRANT OFFICER
30 SEPTEMBER 1962									
<u>TOTAL</u>	<u>138,903</u>	<u>122</u>	<u>3,654</u>	<u>15,911</u>	<u>29,665</u>	<u>53,278</u>	<u>32,095</u>	<u>3,068</u>	<u>1,110</u>
<u>Paid - Total</u>	<u>36,193</u>	<u>56</u>	<u>1,133</u>	<u>5,558</u>	<u>14,745</u>	<u>12,278</u>	<u>2,215</u>	<u>175</u>	<u>33</u>
<u>Drill Pay Status - Total</u>	<u>14,540</u>	<u>54</u>	<u>476</u>	<u>1,300</u>	<u>4,766</u>	<u>6,278</u>	<u>1,523</u>	<u>118</u>	<u>25</u>
48 Annual Drills	6,415	27	174	364	1,761	3,053	950	67	19
24 Annual Drills	8,125	27	302	936	3,005	3,225	573	51	6
<u>Active Duty Pay Only - Total</u>	<u>21,653</u>	<u>2</u>	<u>657</u>	<u>4,258</u>	<u>9,979</u>	<u>6,000</u>	<u>692</u>	<u>57</u>	<u>8</u>
<u>Non-Paid - Total</u>	<u>76,468</u>	<u>8</u>	<u>521</u>	<u>3,311</u>	<u>7,934</u>	<u>34,700</u>	<u>27,190</u>	<u>2,296</u>	<u>508</u>
<u>Reserve Retired Section - Total</u>	<u>26,242</u>	<u>58</u>	<u>2,000</u>	<u>7,042</u>	<u>6,986</u>	<u>6,300</u>	<u>2,690</u>	<u>597</u>	<u>569</u>
31 DECEMBER 1962									
<u>TOTAL</u>	<u>139,596</u>	<u>120</u>	<u>3,722</u>	<u>16,429</u>	<u>30,412</u>	<u>54,367</u>	<u>30,683</u>	<u>2,689</u>	<u>1,174</u>
<u>Paid - Total</u>	<u>35,424</u>	<u>54</u>	<u>1,097</u>	<u>5,427</u>	<u>14,669</u>	<u>12,039</u>	<u>1,941</u>	<u>165</u>	<u>32</u>
<u>Drill Pay Status - Total</u>	<u>13,707</u>	<u>51</u>	<u>420</u>	<u>1,240</u>	<u>4,327</u>	<u>6,208</u>	<u>1,323</u>	<u>115</u>	<u>23</u>
48 Annual Drills	6,363	23	203	422	1,756	3,076	795	71	17
24 Annual Drills	7,344	28	217	818	2,571	3,132	528	44	6
<u>Active Duty Pay Only - Total</u>	<u>21,717</u>	<u>3</u>	<u>677</u>	<u>4,187</u>	<u>10,342</u>	<u>2,831</u>	<u>618</u>	<u>50</u>	<u>2</u>
<u>Non-Paid - Total</u>	<u>75,571</u>	<u>8</u>	<u>516</u>	<u>3,250</u>	<u>7,860</u>	<u>35,543</u>	<u>25,973</u>	<u>1,922</u>	<u>499</u>
<u>Reserve Retired Section - Total</u>	<u>28,601</u>	<u>58</u>	<u>2,109</u>	<u>7,752</u>	<u>7,883</u>	<u>6,785</u>	<u>2,769</u>	<u>602</u>	<u>643</u>
31 MARCH 1963									
<u>TOTAL</u>	<u>140,218</u>	<u>125</u>	<u>3,781</u>	<u>16,959</u>	<u>31,737</u>	<u>53,642</u>	<u>30,173</u>	<u>2,584</u>	<u>1,217</u>
<u>Paid - Total</u>	<u>34,790</u>	<u>60</u>	<u>1,086</u>	<u>5,565</u>	<u>15,208</u>	<u>10,877</u>	<u>1,823</u>	<u>137</u>	<u>34</u>
<u>Drill Pay Status - Total</u>	<u>13,957</u>	<u>57</u>	<u>426</u>	<u>1,377</u>	<u>4,707</u>	<u>5,977</u>	<u>1,282</u>	<u>105</u>	<u>26</u>
48 Annual Drills	6,804	28	207	506	2,076	3,107	774	86	20
24 Annual Drills	7,153	29	219	871	2,631	2,870	508	19	6
<u>Active Duty Pay Only - Total</u>	<u>20,833</u>	<u>3</u>	<u>660</u>	<u>4,188</u>	<u>10,501</u>	<u>4,900</u>	<u>541</u>	<u>32</u>	<u>8</u>
<u>Non-Paid - Total</u>	<u>75,230</u>	<u>7</u>	<u>498</u>	<u>3,151</u>	<u>7,935</u>	<u>35,792</u>	<u>25,542</u>	<u>1,833</u>	<u>472</u>
<u>Reserve Retired Section - Total</u>	<u>30,198</u>	<u>58</u>	<u>2,197</u>	<u>8,243</u>	<u>8,594</u>	<u>6,973</u>	<u>2,808</u>	<u>614</u>	<u>711</u>
30 JUNE 1963									
<u>TOTAL</u>	<u>143,916</u>	<u>127</u>	<u>3,946</u>	<u>17,698</u>	<u>32,794</u>	<u>57,400</u>	<u>26,712</u>	<u>4,010</u>	<u>1,229</u>
<u>Paid - Total</u>	<u>34,818</u>	<u>60</u>	<u>1,147</u>	<u>5,666</u>	<u>15,001</u>	<u>11,057</u>	<u>1,717</u>	<u>137</u>	<u>33</u>
<u>Drill Pay Status - Total</u>	<u>14,406</u>	<u>57</u>	<u>485</u>	<u>1,393</u>	<u>4,599</u>	<u>6,438</u>	<u>1,287</u>	<u>120</u>	<u>27</u>
48 Annual Drills	7,388	28	213	527	2,091	3,589	817	102	21
24 Annual Drills	7,018	29	272	866	2,508	2,849	470	18	6
<u>Active Duty Pay Only - Total</u>	<u>20,412</u>	<u>3</u>	<u>662</u>	<u>4,273</u>	<u>10,402</u>	<u>4,619</u>	<u>430</u>	<u>17</u>	<u>6</u>
<u>Non-Paid - Total</u>	<u>76,761</u>	<u>5</u>	<u>490</u>	<u>3,114</u>	<u>8,142</u>	<u>39,141</u>	<u>22,156</u>	<u>3,257</u>	<u>456</u>
<u>Reserve Retired Section - Total</u>	<u>32,337</u>	<u>62</u>	<u>2,309</u>	<u>8,918</u>	<u>9,651</u>	<u>7,202</u>	<u>2,839</u>	<u>616</u>	<u>740</u>

Source: Data Applications Division, Data Services Center, Comptroller of the Air Force

TABLE 197 - AF RESERVE AIRMEN IN PAY STATUS AND NON-PAY STATUS ASSIGNMENTS BY GRADE,
WORLD-WIDE, AT END OF QUARTER - FY 1963

PAY STATUS	TOTAL	CHIEF MASTER SER- GEANT	SENIOR MASTER SER- GEANT	MASTER SER- GEANT	TECH- NICAL SER- GEANT	STAFF SER- GEANT	AIRMAN FIRST CLASS	AIRMAN SECOND CLASS	AIRMAN THIRD CLASS	AIRMAN BASIC
30 SEPTEMBER 1962										
<u>TOTAL</u>	<u>242,212</u>	<u>783</u>	<u>1,819</u>	<u>18,964</u>	<u>8,638</u>	<u>19,005</u>	<u>57,117</u>	<u>95,767</u>	<u>33,029</u>	<u>7,090</u>
<u>Paid - Total</u>	<u>44,834</u>	<u>90</u>	<u>291</u>	<u>3,446</u>	<u>2,671</u>	<u>8,955</u>	<u>6,492</u>	<u>13,261</u>	<u>8,232</u>	<u>1,396</u>
<u>Drill Pay Status - Total</u> . .	<u>40,718</u>	<u>88</u>	<u>288</u>	<u>3,055</u>	<u>2,486</u>	<u>8,423</u>	<u>6,195</u>	<u>12,967</u>	<u>6,524</u>	<u>683</u>
48 Annual Drills	26,304	87	239	1,357	1,498	4,828	4,093	9,795	3,993	405
24 Annual Drills	14,414	1	49	1,698	988	3,595	2,102	3,172	2,531	278
<u>Active Duty Pay Only - Total</u>	<u>4,116</u>	<u>2</u>	<u>3</u>	<u>391</u>	<u>185</u>	<u>532</u>	<u>297</u>	<u>285</u>	<u>1,708</u>	<u>713</u>
<u>Non-Pay - Total</u>	<u>195,767</u>	<u>692</u>	<u>1,527</u>	<u>15,278</u>	<u>5,880</u>	<u>9,784</u>	<u>50,286</u>	<u>82,178</u>	<u>24,561</u>	<u>5,581</u>
<u>Reserve Retired Section - Total</u>	<u>1,611</u>	<u>1</u>	<u>1</u>	<u>240</u>	<u>87</u>	<u>266</u>	<u>339</u>	<u>328</u>	<u>236</u>	<u>113</u>
31 DECEMBER 1962										
<u>TOTAL</u>	<u>224,827</u>	<u>958</u>	<u>2,140</u>	<u>19,988</u>	<u>9,327</u>	<u>17,870</u>	<u>53,012</u>	<u>86,833</u>	<u>28,343</u>	<u>6,356</u>
<u>Paid - Total</u>	<u>42,824</u>	<u>86</u>	<u>303</u>	<u>3,398</u>	<u>2,665</u>	<u>8,808</u>	<u>6,544</u>	<u>12,509</u>	<u>7,239</u>	<u>1,272</u>
<u>Drill Pay Status - Total</u> . .	<u>39,103</u>	<u>84</u>	<u>301</u>	<u>3,020</u>	<u>2,486</u>	<u>8,333</u>	<u>6,317</u>	<u>12,269</u>	<u>5,799</u>	<u>494</u>
48 Annual Drills	25,296	83	237	1,293	1,479	4,731	4,202	9,282	3,702	287
24 Annual Drills	13,807	1	64	1,727	1,007	3,602	2,115	2,987	2,097	207
<u>Active Duty Pay Only - Total</u>	<u>3,721</u>	<u>2</u>	<u>2</u>	<u>378</u>	<u>179</u>	<u>475</u>	<u>227</u>	<u>240</u>	<u>1,440</u>	<u>778</u>
<u>Non-Pay - Total</u>	<u>180,341</u>	<u>870</u>	<u>1,836</u>	<u>16,330</u>	<u>6,574</u>	<u>8,789</u>	<u>46,119</u>	<u>73,986</u>	<u>20,868</u>	<u>4,969</u>
<u>Reserve Retired Section - Total</u>	<u>1,662</u>	<u>2</u>	<u>1</u>	<u>260</u>	<u>88</u>	<u>273</u>	<u>349</u>	<u>338</u>	<u>236</u>	<u>115</u>
31 MARCH 1963										
<u>TOTAL</u>	<u>194,730</u>	<u>1,094</u>	<u>2,440</u>	<u>20,895</u>	<u>9,936</u>	<u>16,847</u>	<u>43,502</u>	<u>70,524</u>	<u>23,693</u>	<u>5,799</u>
<u>Paid - Total</u>	<u>43,823</u>	<u>93</u>	<u>363</u>	<u>3,451</u>	<u>2,707</u>	<u>8,512</u>	<u>6,385</u>	<u>12,149</u>	<u>7,972</u>	<u>2,191</u>
<u>Drill Pay Status - Total</u> . .	<u>40,505</u>	<u>91</u>	<u>359</u>	<u>3,089</u>	<u>2,549</u>	<u>8,118</u>	<u>6,218</u>	<u>11,964</u>	<u>6,986</u>	<u>1,131</u>
48 Annual Drills	25,219	89	276	1,362	1,555	4,601	3,942	8,429	4,438	527
24 Annual Drills	15,286	2	83	1,727	994	3,517	2,276	3,535	2,548	604
<u>Active Duty Pay Only - Total</u>	<u>3,318</u>	<u>2</u>	<u>4</u>	<u>362</u>	<u>158</u>	<u>394</u>	<u>167</u>	<u>185</u>	<u>986</u>	<u>1,060</u>
<u>Non-Pay - Total</u>	<u>149,204</u>	<u>997</u>	<u>2,075</u>	<u>17,172</u>	<u>7,138</u>	<u>8,057</u>	<u>36,767</u>	<u>58,034</u>	<u>15,474</u>	<u>3,490</u>
<u>Reserve Retired Section - Total</u>	<u>1,703</u>	<u>4</u>	<u>2</u>	<u>272</u>	<u>91</u>	<u>278</u>	<u>350</u>	<u>341</u>	<u>247</u>	<u>118</u>
30 JUNE 1963										
<u>TOTAL</u>	<u>175,392</u>	<u>1,197</u>	<u>2,662</u>	<u>21,803</u>	<u>10,539</u>	<u>16,524</u>	<u>40,549</u>	<u>57,170</u>	<u>19,985</u>	<u>4,963</u>
<u>Paid - Total</u>	<u>45,476</u>	<u>90</u>	<u>409</u>	<u>3,596</u>	<u>2,695</u>	<u>8,597</u>	<u>6,735</u>	<u>12,381</u>	<u>8,611</u>	<u>2,362</u>
<u>Drill Pay Status - Total</u> . .	<u>41,601</u>	<u>88</u>	<u>405</u>	<u>3,257</u>	<u>2,564</u>	<u>8,271</u>	<u>6,601</u>	<u>12,241</u>	<u>7,033</u>	<u>1,141</u>
48 Annual Drills	25,552	87	311	1,496	1,548	4,696	4,145	8,403	4,392	474
24 Annual Drills	16,049	1	94	1,761	1,016	3,575	2,456	3,838	2,641	667
<u>Active Duty Pay Only - Total</u>	<u>3,875</u>	<u>2</u>	<u>4</u>	<u>339</u>	<u>131</u>	<u>326</u>	<u>134</u>	<u>140</u>	<u>1,578</u>	<u>6,221</u>
<u>Non-Pay - Total</u>	<u>128,201</u>	<u>1,100</u>	<u>2,249</u>	<u>17,954</u>	<u>7,756</u>	<u>7,644</u>	<u>33,461</u>	<u>44,437</u>	<u>11,121</u>	<u>2,479</u>
<u>Reserve Retired Section - Total</u>	<u>1,715</u>	<u>7</u>	<u>4</u>	<u>253</u>	<u>88</u>	<u>283</u>	<u>353</u>	<u>352</u>	<u>253</u>	<u>122</u>

Source: Data Applications Division, Data Services Center, Comptroller of the Air Force

TABLE 198 - AF RESERVE OFFICERS IN PAY STATUS AND NON-PAY STATUS ASSIGNMENTS BY PROGRAM ELEMENTS, BY GRADE, WORLD-WIDE-

30 JUN 1963

729-033 O-64-28

PAY STATUS AND PROGRAM ELEMENT	TOTAL	GENERAL	COLONEL	LIEU-TENANT COLONEL	MAJOR	CAPTAIN	FIRST LIEU-TENANT	SECOND LIEU-TENANT	WARRANT OFFICER
<u>TOTAL</u>	<u>143,916</u>	<u>127</u>	<u>3,946</u>	<u>17,698</u>	<u>32,794</u>	<u>57,400</u>	<u>26,712</u>	<u>4,010</u>	<u>1,229</u>
<u>PAID - TOTAL</u>	<u>34,818</u>	<u>60</u>	<u>1,147</u>	<u>5,666</u>	<u>15,001</u>	<u>11,057</u>	<u>1,717</u>	<u>137</u>	<u>33</u>
<u>Drill Pay Status - Total</u>	<u>14,406</u>	<u>57</u>	<u>485</u>	<u>1,393</u>	<u>4,599</u>	<u>6,438</u>	<u>1,287</u>	<u>120</u>	<u>27</u>
<u>48 Annual Drills - Total</u>	<u>7,388</u>	<u>28</u>	<u>213</u>	<u>527</u>	<u>2,091</u>	<u>3,589</u>	<u>817</u>	<u>102</u>	<u>21</u>
Aerial Port Squadrons	22	-	-	-	5	10	7	-	-
Air Reserve Squadron (Censorship Training)	167	-	11	38	67	47	4	-	-
Air Reserve Troop Carrier Wings	4,529	7	61	260	1,250	2,380	522	30	19
Air Rescue Squadrons	120	-	-	4	35	70	11	-	-
Mobile Communications Squadrons	62	-	-	1	6	35	19	-	1
Navigation Training Units	549	-	-	2	154	338	55	-	-
Air Terminal Squadrons	81	-	-	-	12	56	12	-	1
USAF Hospitals	509	-	28	49	97	239	74	22	-
Casualty Staging Groups	169	-	3	3	27	92	34	10	-
Aeromedical Evacuation Groups	220	-	1	3	28	91	57	40	-
MOARS (Job Proficiency Training) Flying Duty	315	16	25	37	139	91	7	-	-
MOARS (Job Proficiency Training) Selective Service Sq.	205	-	41	57	89	17	1	-	-
MOARS (Job Proficiency Training) ConAC Reg and Sec	440	5	43	73	182	123	14	-	-
<u>24 Annual Drills - Total</u>	<u>7,018</u>	<u>29</u>	<u>272</u>	<u>866</u>	<u>2,508</u>	<u>2,849</u>	<u>470</u>	<u>18</u>	<u>6</u>
MOARS (Job Proficiency Training) Non Flying Duty	2,377	29	169	261	672	987	249	7	3
Radiological Survey Squadrons	5	-	-	-	2	2	1	-	-
Evacuation Squadrons	6	-	-	1	2	3	-	-	-
Recovery Units	4,543	-	102	585	1,787	1,839	217	11	2
Air Base Units	87	-	1	19	45	18	3	-	1
Base Support Groups	-	-	-	-	-	-	-	-	-
<u>Active Duty Pay Only - Total</u>	<u>20,412</u>	<u>3</u>	<u>662</u>	<u>4,273</u>	<u>10,402</u>	<u>4,619</u>	<u>430</u>	<u>17</u>	<u>6</u>
MOARS (Job Proficiency Training) 15 Days	3,639	3	298	746	1,326	1,109	150	4	3
MOARS (Job Proficiency Training) 30 Days	120	-	11	19	31	34	24	-	1
MOARS (ConAC Training) Trainees Part III(BD)	15,189	-	298	3,170	8,370	3,107	229	13	2
MOARS (ConAC Training) Trainees Part III(DD)	1,464	-	55	338	675	369	27	-	-
<u>NON-PAID - TOTAL</u>	<u>76,761</u>	<u>5</u>	<u>490</u>	<u>3,114</u>	<u>8,142</u>	<u>39,141</u>	<u>22,156</u>	<u>3,257</u>	<u>456</u>
Selective Assignee Assigned to Air Force Reserve Units	33	-	-	-	1	19	13	-	-
Selective Assignee Assigned to Air National Guard Units	2	-	-	-	-	-	2	-	-
Selective Assignee Assigned Against Part I Requirements	342	-	-	-	-	204	136	2	-
Selective Assignee Assigned Against Part III Requirements	9	-	-	-	-	8	1	-	-
Ineligible Reserve Section (Other)	12,954	-	-	2	65	6,311	4,168	2,408	-

TABLE 198 - AF RESERVE OFFICERS IN PAY STATUS AND NON-PAY STATUS ASSIGNMENTS BY PROGRAM ELEMENTS, BY GRADE, WORLD-WIDE-
30 JUN 1963 (CONTINUED)

PAY STATUS AND PROGRAM ELEMENT	TOTAL	GENERAL	COLONEL	LIEU-TENANT COLONEL	MAJOR	CAPTAIN	FIRST LIEU-TENANT	SECOND LIEU-TENANT	WARRANT OFFICER
<u>NON-PAID - TOTAL (Continued)</u>									
Non-Affiliated Reserve Section - Non Obligators.	28,446	-	300	2,195	6,028	15,444	3,785	298	296
Non-Affiliated Reserve Section - Obligators.	7,144	-	-	-	25	4,244	2,559	316	-
Inactive Status List Reserve Section	27,831	5	190	917	2,023	12,911	11,492	233	60
<u>RESERVE RETIRED SECTION - TOTAL</u>	<u>32,337</u>	<u>62</u>	<u>2,309</u>	<u>8,918</u>	<u>9,651</u>	<u>7,202</u>	<u>2,839</u>	<u>616</u>	<u>740</u>

Source: Data Applications Division, Data Services Center, Comptroller of the Air Force

TABLE 199 - AF RESERVE AIRMEN IN PAY STATUS AND NON-PAY STATUS ASSIGNMENTS BY PROGRAM ELEMENTS, BY GRADE, WORLD-WIDE-
30 JUN 1963

PAY STATUS AND PROGRAM ELEMENT	TOTAL	CHIEF MASTER SERGEANT	SENIOR MASTER SERGEANT	MASTER SERGEANT	TECH-NICAL SERGEANT	STAFF SERGEANT	AIRMAN FIRST CLASS	AIRMAN SECOND CLASS	AIRMAN THIRD CLASS	AIRMAN BASIC
<u>TOTAL</u>	<u>175,392</u>	<u>1,197</u>	<u>2,662</u>	<u>21,803</u>	<u>10,540</u>	<u>16,528</u>	<u>40,548</u>	<u>57,164</u>	<u>19,986</u>	<u>4,964</u>
<u>PAID - TOTAL</u>	<u>45,476</u>	<u>90</u>	<u>409</u>	<u>3,596</u>	<u>2,696</u>	<u>8,601</u>	<u>6,734</u>	<u>12,375</u>	<u>8,612</u>	<u>2,363</u>
<u>Drill Pay Status - Total</u>	<u>41,601</u>	<u>88</u>	<u>405</u>	<u>3,257</u>	<u>2,565</u>	<u>8,275</u>	<u>6,600</u>	<u>12,235</u>	<u>7,034</u>	<u>1,142</u>
<u>48 Annual Drills - Total</u>	<u>25,552</u>	<u>87</u>	<u>311</u>	<u>1,496</u>	<u>1,549</u>	<u>4,700</u>	<u>4,144</u>	<u>8,399</u>	<u>4,392</u>	<u>474</u>
Aerial Port Squadrons.	468	-	-	32	21	134	108	96	69	8
Air Rescue Squadrons (Censorship Training)	15	-	-	-	1	13	1	-	-	-
Air Reserve Troop Carrier Wings.	18,319	83	288	1,246	1,322	3,769	2,890	5,551	2,853	317
Air Rescue Squadrons	370	4	5	28	22	130	57	86	34	4
Mobile Communications Squadrons.	848	-	-	27	35	103	178	377	114	14
Air Terminal Squadrons	777	-	7	38	31	150	179	259	104	9
USAF Hospitals	2,622	-	9	40	39	152	309	1,148	840	85
Casualty Staging Groups	1,009	-	2	22	15	50	200	466	235	19
Aeromedical Evacuation Groups	789	-	-	20	17	89	176	348	123	16
MOARS (Job Proficiency Training) Flying Duty	12	-	-	2	3	4	2	1	-	-
MOARS (Job Proficiency Training) ConAC Reg and Sec	323	-	-	41	43	106	44	67	20	2

TABLE 199 - AF RESERVE AIRMEN IN PAY STATUS AND NON-PAY STATUS ASSIGNMENTS BY PROGRAM ELEMENTS. BY GRADE, 'WORLD-WIDE' - 30 JUN 1963 (CONTINUED)

PAY STATUS AND PROGRAM ELEMENT	TOTAL	CHIEF MASTER SERGEANT	SENIOR MASTER SERGEANT	MASTER SERGEANT	TECH-NICAL SERGEANT	STAFF SERGEANT	AIRMAN FIRST CLASS	AIRMAN SECOND CLASS	AIRMAN THIRD CLASS	AIRMAN BASIC
<u>24 Annual Drills - Total</u>	<u>16,049</u>	<u>1</u>	<u>94</u>	<u>1,761</u>	<u>1,016</u>	<u>3,575</u>	<u>2,456</u>	<u>3,836</u>	<u>2,642</u>	<u>668</u>
MOARS (Job Proficiency Training) Non Flying Duty.	1,940	1	20	200	120	348	194	434	460	163
Air Base Units.	216	-	-	7	5	5	3	108	85	3
Base Support Groups	-	-	-	-	-	-	-	-	-	-
Evacuation Squadrons.	12	-	-	3	-	-	1	4	4	-
Recovery Units.	13,878	-	74	1,551	891	3,222	2,258	3,290	2,091	501
Radiological Survey Squadrons	3	-	-	-	-	-	-	-	2	1
<u>Active Duty Pay Only - Total</u>	<u>3,875</u>	<u>2</u>	<u>4</u>	<u>339</u>	<u>131</u>	<u>326</u>	<u>134</u>	<u>140</u>	<u>1,578</u>	<u>1,221</u>
MOARS (Job Proficiency Training) 15 Days.	120	2	-	29	20	44	22	2	1	-
MOARS (Job Proficiency Training) 30 Days.	299	-	-	4	5	8	15	76	150	41
MOARS (ConAC) Trainee Part III (BD)	844	-	4	299	105	273	95	51	17	-
MOARS (ConAC) Trainee Part III (DD)	12	-	-	7	1	1	2	1	-	-
Non Prior Service Personnel Non Critical Skill On AD.	2,600	-	-	-	-	-	-	10	1,410	1,180
<u>NON-PAID - TOTAL</u>	<u>128,201</u>	<u>1,100</u>	<u>2,249</u>	<u>17,954</u>	<u>7,756</u>	<u>7,644</u>	<u>33,461</u>	<u>44,437</u>	<u>11,121</u>	<u>2,479</u>
Non Prior Service Personnel Non Critical Skill - Delayed.	391	-	-	-	-	-	-	-	42	349
Non Prior Service Personnel Critical Skill - Delayed.	-	-	-	-	-	-	-	-	-	-
Selective Assignee Assigned to Air Force Reserve Units.	196	-	-	-	-	2	76	107	11	-
Selective Assignee Assigned to Air National Guard Units	5	-	-	-	-	-	3	1	1	-
Selective Assignee Assigned Against Part I Requirements	7,496	-	-	-	3	46	3,283	3,680	427	57
Selective Assignee Assigned Against Part III Requirements	323	-	-	-	-	9	140	161	13	-
Ineligible Reserve Section (Other).	66,235	-	-	1	26	411	24,744	34,055	5,901	1,097
Air Force Academy Preparatory School Selectee	102	-	-	-	-	-	-	-	-	102
Air Reserve Element Training (Standby).	-	-	-	-	-	-	-	-	-	-
Non-Affiliated Reserve Section Non-Obligors	4,208	12	22	371	455	1,637	942	589	158	22
Non-Affiliated Reserve Section Obligors	12,704	-	-	21	23	397	2,688	5,084	3,798	693
Inactive Status List Reserve Section.	36,541	1,088	2,227	17,561	7,249	5,142	1,585	760	770	159
<u>RESERVE RETIRED SECTION - TOTAL</u>	<u>1,715</u>	<u>7</u>	<u>4</u>	<u>253</u>	<u>88</u>	<u>283</u>	<u>353</u>	<u>352</u>	<u>253</u>	<u>122</u>

Source: Data Applications Division, Data Services Center, Comptroller of the Air Force

TABLE 200 - AF RESERVE MOBILIZATION JOB PROFICIENCY TRAINING (JPT) PERSONNEL, BY COMMAND OF ASSIGNMENT, WORLD-WIDE, AT END OF QUARTER FY 1963 (CONTINUED)

TYPE OF PERSONNEL BY COMMAND OF ASSIGNMENT	30 SEPTEMBER (1962)		31 DECEMBER		31 MARCH (1963)		30 JUNE	
	MOARS JPT Paid	MOARS JPT AD Paid	MOARS JPT Paid	MOARS JPT AD Paid	MOARS JPT Paid	MOARS JPT AD Paid	MOARS JPT Paid	MOARS JPT AD Paid
<u>UNITED STATES (CONTINUED)</u>								
<u>Strategic Air Command - Total</u>	299	239	460	236	477	213	474	190
Officer	160	142	207	174	203	169	209	157
Airman	139	97	253	62	274	44	265	33
<u>Tactical Air Command - Total</u>	321	214	506	199	479	175	470	168
Officer	177	175	241	167	226	149	240	143
Airman	144	39	265	32	253	26	230	25
<u>USAF Academy - Total</u>	-	-	-	-	-	-	1	-
Officer	-	-	-	-	-	-	1	-
Airman	-	-	-	-	-	-	-	-
<u>USAF Security Service - Total</u>	15	64	16	69	14	65	12	64
Officer	7	59	7	59	7	55	6	54
Airman	8	5	9	10	7	10	6	10
<u>OVERSEA - TOTAL</u>	82	179	77	180	71	188	76	189
<u>OFFICER - TOTAL</u>	68	162	65	163	54	172	53	174
<u>AIRMAN - TOTAL</u>	14	17	12	17	17	16	23	15
<u>Alaskan Air Command - Total (Includes Alaska)</u> . .	23	14	20	13	24	11	27	11
Officer	14	8	13	7	13	5	13	5
Airman	9	6	7	6	11	6	14	6
<u>USAF Southern Command - Total</u>	1	1	2	1	3	1	3	2
Officer	1	1	2	1	3	1	3	2
Airman	-	-	-	-	-	-	-	-
<u>Pacific Air Forces - Total (Includes Hawaii)</u> . .	15	93	13	94	15	91	17	91
Officer	14	84	12	86	13	83	13	84
Airman	1	9	1	8	2	8	4	7
<u>US Air Forces in Europe - Total</u>	43	71	42	72	29	85	29	85
Officer	39	69	38	69	25	83	24	83
Airman	4	2	4	3	4	2	5	2

Source: Data Applications Division, Data Services Center, Comptroller of the Air Force

TABLE 201 - AF RESERVE OFFICERS IN PAY STATUS ASSIGNMENTS BY FLYING STATUS, BY GRADE, WORLD-WIDE, AT END OF QUARTER - FY 1963

GRADE	TOTAL	ON FLYING STATUS				NOT ON FLYING STATUS				AERO RATING AND OR FLYING STATUS UNKNOWN
		Total	Pilot	Other Rated	Non Rated	Total	Pilot	Other Rated	Non Rated	
30 SEPTEMBER 1962										
<u>TOTAL</u>	<u>6,250</u>	<u>3,797</u>	<u>2,357</u>	<u>1,364</u>	<u>76</u>	<u>2,453</u>	<u>170</u>	<u>168</u>	<u>2,115</u>	-
General.	27	25	22	3	-	2	-	-	2	-
Colonel.	163	90	66	24	-	73	5	8	60	-
Lieutenant Colonel	325	134	122	9	3	191	12	15	164	-
Major.	1,695	1,142	774	354	14	553	94	78	381	-
Captain.	3,010	1,878	1,101	736	41	1,132	56	57	1,019	-
First Lieutenant	944	525	272	238	15	419	3	10	406	-
Second Lieutenant.	67	3	-	-	3	64	-	-	64	-
Warrant Officer.	19	-	-	-	-	19	-	-	19	-
31 DECEMBER 1962										
<u>TOTAL</u>	<u>3,987</u>	<u>3,609</u>	<u>2,228</u>	<u>1,304</u>	<u>77</u>	<u>2,378</u>	<u>151</u>	<u>155</u>	<u>2,072</u>	-
General.	23	21	19	2	-	2	-	-	2	-
Colonel.	152	88	64	24	-	64	3	8	53	-
Lieutenant Colonel	325	132	119	11	2	193	11	14	168	-
Major.	1,602	1,095	740	342	13	507	83	73	351	-
Captain.	3,007	1,851	1,090	713	48	1,156	52	55	1,049	-
First Lieutenant	790	421	196	212	13	369	2	5	362	-
Second Lieutenant.	71	1	-	-	1	70	-	-	70	-
Warrant Officer.	17	-	-	-	-	17	-	-	17	-
31 MARCH 1963										
<u>TOTAL</u>	<u>6,433</u>	<u>3,688</u>	<u>2,321</u>	<u>1,286</u>	<u>81</u>	<u>2,745</u>	<u>188</u>	<u>211</u>	<u>2,346</u>	-
General.	28	25	23	2	-	3	1	-	2	-
Colonel.	158	92	65	27	-	66	3	10	53	-
Lieutenant Colonel	402	175	159	14	2	227	15	19	193	-
Major.	1,924	1,249	834	394	21	675	107	117	451	-
Captain.	3,043	1,759	1,055	660	44	1,284	60	56	1,168	-
First Lieutenant	772	386	185	189	12	386	2	8	376	-
Second Lieutenant.	86	2	-	-	2	84	-	1	83	-
Warrant Officer.	20	-	-	-	-	20	-	-	20	-
30 JUNE 1963										
<u>TOTAL</u>	<u>7,016</u>	<u>3,678</u>	<u>2,374</u>	<u>1,196</u>	<u>108</u>	<u>3,338</u>	<u>414</u>	<u>302</u>	<u>2,622</u>	-
General.	28	25	23	2	-	3	1	-	2	-
Colonel.	161	94	67	25	2	67	3	10	54	-
Lieutenant Colonel	432	194	173	19	2	238	20	21	197	-
Major.	1,935	1,194	848	329	17	741	140	132	469	-
Captain.	3,525	1,882	1,118	699	65	1,643	197	112	1,334	-
First Lieutenant	812	286	145	122	19	526	51	26	449	-
Second Lieutenant.	102	3	-	-	3	99	2	1	96	-
Warrant Officer.	21	-	-	-	-	21	-	-	21	-

Source: Data Applications Division, Data Services Center, Comptroller of the Air Force

TABLE 202 - AF RESERVE OFFICERS IN PAY STATUS ASSIGNMENTS BY FLYING STATUS, BY PROGRAM ELEMENT, BY GRADE, WORLD-WIDE - 30 JUN 1963

PROGRAM ELEMENT AND GRADE	TOTAL	ON FLYING STATUS				NOT ON FLYING STATUS				AERO RATING AND OR FLYING STATUS UNKNOWN
		Total	Pilots	Other Rated	Non Rated	Total	Pilots	Other Rated	Non Rated	
TOTAL	7,016	3,678	2,374	1,196	108	3,338	414	302	2,622	-
Mobilization Assignment Reserve Section On Flying Status - Total	315	315	251	58	6	-	-	-	-	-
General	16	16	14	2	-	-	-	-	-	-
Colonel	25	25	21	4	-	-	-	-	-	-
Lieutenant Colonel	37	37	33	3	1	-	-	-	-	-
Major	139	139	117	21	1	-	-	-	-	-
Captain	91	91	63	25	3	-	-	-	-	-
First Lieutenant	7	7	3	3	1	-	-	-	-	-
Second Lieutenant	-	-	-	-	-	-	-	-	-	-
Warrant Officer	-	-	-	-	-	-	-	-	-	-
Troop Carrier Wings - Total	4,529	2,448	1,931	511	6	2,081	358	236	1,487	-
General	7	7	7	-	-	-	-	-	-	-
Colonel	61	44	36	7	1	17	1	2	14	-
Lieutenant Colonel	260	133	124	9	-	127	14	11	102	-
Major	1,250	780	646	133	1	470	109	107	254	-
Captain	2,380	1,288	983	301	4	1,092	185	90	817	-
First Lieutenant	522	196	135	61	-	326	47	25	254	-
Second Lieutenant	30	-	-	-	-	30	2	1	27	-
Warrant Officer	19	-	-	-	-	19	-	-	19	-
Air Rescue Squadrons - Total	120	103	76	27	-	17	4	1	12	-
General	-	-	-	-	-	-	-	-	-	-
Colonel	-	-	-	-	-	-	-	-	-	-
Lieutenant Colonel	4	4	4	-	-	-	-	-	-	-
Major	35	32	26	6	-	3	2	-	1	-
Captain	70	61	41	20	-	9	1	1	7	-
First Lieutenant	11	6	5	1	-	5	1	-	4	-
Second Lieutenant	-	-	-	-	-	-	-	-	-	-
Warrant Officer	-	-	-	-	-	-	-	-	-	-
Navigation Training Unit - Total	549	549	-	549	-	-	-	-	-	-
General	-	-	-	-	-	-	-	-	-	-
Colonel	-	-	-	-	-	-	-	-	-	-
Lieutenant Colonel	2	2	-	2	-	-	-	-	-	-
Major	154	154	-	154	-	-	-	-	-	-
Captain	338	338	-	338	-	-	-	-	-	-
First Lieutenant	55	55	-	55	-	-	-	-	-	-
Second Lieutenant	-	-	-	-	-	-	-	-	-	-
Warrant Officer	-	-	-	-	-	-	-	-	-	-
Air Terminal Squadrons - Total	81	19	15	4	-	62	4	6	52	-
General	-	-	-	-	-	-	-	-	-	-
Colonel	-	-	-	-	-	-	-	-	-	-
Lieutenant Colonel	-	-	-	-	-	-	-	-	-	-
Major	12	5	4	1	-	7	1	2	4	-
Captain	56	14	11	3	-	42	2	4	36	-
First Lieutenant	12	-	-	-	-	12	1	-	11	-
Second Lieutenant	-	-	-	-	-	-	-	-	-	-
Warrant Officer	1	-	-	-	-	1	-	-	1	-

TABLE 202 - AF RESERVE OFFICERS IN FLY STATUS ASSIGNMENTS BY FLYING STATUS, BY PROGRAM ELEMENT, BY GRADE, WORLD-WIDE - 30 JUN 1963 (CONTINUED)

PROGRAM ELEMENT AND GRADE	TOTAL	ON FLYING STATUS				NOT ON FLYING STATUS				AERO RATING AND OR FLYING STATUS UNKNOWN
		Total	Pilots	Other Rated	Non Rated	Total	Pilots	Other Rated	Non Rated	
<u>Aeromedical Evacuation Group - Total . . .</u>	<u>220</u>	<u>91</u>	<u>2</u>	<u>2</u>	<u>87</u>	<u>129</u>	<u>2</u>	-	<u>127</u>	-
General	-	-	-	-	-	-	-	-	-	-
Colonel	1	1	-	1	-	-	-	-	-	-
Lieutenant Colonel	3	1	-	-	1	2	-	-	2	-
Major	28	14	2	-	12	14	1	-	13	-
Captain	91	54	-	1	53	37	1	-	36	-
First Lieutenant	57	18	-	-	18	39	-	-	39	-
Second Lieutenant	40	3	-	-	3	37	-	-	37	-
Warrant Officer	-	-	-	-	-	-	-	-	-	-

Source: Data Applications Division, Data Services Center, Comptroller of the Air Force

TABLE 203 - AF RESERVE INACTIVE DUTY TRAINING, BY PROGRAM ELEMENT, WORLD-WIDE, BY QUARTER -
FY 1963

(For abbreviations in parentheses'definitions see,Table on pages 368 and 369)

DURING PERIOD	PARTICIPANTS				MAN TRAINING PERIODS			
	Total		For Pay		Paid		Non Paid	
	Officer	Airman	Officer	Airman	Officer	Airman	Officer	Airman
TOTAL	<u>34,985</u>	<u>382,597</u>	<u>140,406</u>	<u>365,825</u>	<u>512,774</u>	<u>1,098,282</u>	<u>655,354</u>	<u>176,454</u>
FIRST QUARTER - TOTAL	63,924	83,429	31,028	76,626	104,859	250,939	103,226	41,752
SECOND QUARTER - TOTAL	90,724	92,197	34,892	88,440	128,951	141,952	184,858	42,376
THIRD QUARTER - TOTAL	100,843	103,520	36,811	100,187	141,583	367,926	190,225	46,034
FOURTH QUARTER - TOTAL	89,494	103,451	37,675	100,572	137,381	337,465	177,045	46,270
Aerial Port Squadrons - Total	<u>910</u>	<u>3,932</u>	<u>241</u>	<u>3,929</u>	<u>990</u>	<u>17,393</u>	<u>77</u>	<u>113</u>
First Quarter	83	1,272	81	1,271	311	5,202	42	79
Second Quarter	40	579	40	579	190	2,313	24	16
Third Quarter	731	1,039	64	1,037	267	4,934	9	11
Fourth Quarter	56	1,042	56	1,042	222	4,944	2	7
Air Rescue Squadrons - Total	<u>1,901</u>	<u>4,166</u>	<u>1,353</u>	<u>4,166</u>	<u>9,177</u>	<u>15,458</u>	<u>203</u>	<u>86</u>
First Quarter	312	800	312	800	1,693	3,397	66	9
Second Quarter	344	1,161	344	1,161	2,570	1,449	40	25
Third Quarter	908	1,163	360	1,163	2,597	5,733	63	31
Fourth Quarter	337	1,042	337	1,042	2,317	4,879	34	21
Air Terminal Squadrons - Total	<u>2,197</u>	<u>7,727</u>	<u>882</u>	<u>7,714</u>	<u>3,737</u>	<u>26,513</u>	<u>280</u>	<u>227</u>
First Quarter	181	1,405	173	1,398	655	5,463	60	36
Second Quarter	232	2,018	232	2,017	973	2,886	62	93
Third Quarter	1,547	2,191	240	2,186	1,179	10,151	57	58
Fourth Quarter	237	2,113	237	2,113	930	8,013	101	40
Mobile Communications Squadrons - Total	<u>2,092</u>	<u>8,854</u>	<u>657</u>	<u>8,854</u>	<u>2,820</u>	<u>30,360</u>	<u>34</u>	<u>17</u>
First Quarter	123	1,706	123	1,706	485	6,322	10	1
Second Quarter	175	2,338	175	2,338	692	3,083	24	16
Third Quarter	1,604	2,356	169	2,356	786	10,467	-	-
Fourth Quarter	190	2,454	190	2,454	857	10,488	-	-
USAF Hospitals - Total	<u>9,527</u>	<u>30,983</u>	<u>6,300</u>	<u>30,952</u>	<u>26,492</u>	<u>96,151</u>	<u>345</u>	<u>219</u>
First Quarter	1,436	7,268	1,404	7,244	5,459	27,968	120	122
Second Quarter	2,222	11,330	2,213	11,323	8,993	14,724	132	55
Third Quarter	4,512	6,078	1,326	6,078	6,609	29,300	74	1
Fourth Quarter	1,357	6,307	1,357	6,307	5,431	24,159	19	41
Censorship Squadron - Total	<u>1,554</u>	<u>138</u>	<u>1,858</u>	<u>138</u>	<u>7,567</u>	<u>493</u>	<u>235</u>	<u>2</u>
First Quarter	381	26	381	26	1,141	97	21	-
Second Quarter	485	39	485	39	2,044	84	34	1
Third Quarter	189	36	493	36	2,539	160	56	1
Fourth Quarter	499	37	499	37	1,843	152	124	-
Casualty Staging - Total	<u>2,426</u>	<u>5,428</u>	<u>900</u>	<u>5,428</u>	<u>4,000</u>	<u>23,371</u>	<u>30</u>	<u>4</u>
First Quarter	-	-	-	-	-	-	-	-
Second Quarter	-	-	-	-	-	-	-	-
Third Quarter	1,965	2,727	439	2,727	2,128	12,906	17	3
Fourth Quarter	461	2,701	461	2,701	1,872	10,465	13	1
Aero-Medical Evacuation - Total	<u>2,202</u>	<u>4,269</u>	<u>1,120</u>	<u>4,258</u>	<u>5,438</u>	<u>19,283</u>	<u>121</u>	<u>76</u>
First Quarter	-	-	-	-	-	-	-	-
Second Quarter	-	-	-	-	-	-	-	-
Third Quarter	1,612	2,158	536	2,150	2,760	10,591	78	50
Fourth Quarter	590	2,111	584	2,108	2,678	8,692	43	26

TABLE 203 - AF RESERVE INACTIVE DUTY TRAINING, BY PROGRAM ELEMENTS, WORLD-WIDE, BY QUARTER -
FY 1963 (CONTINUED)

DURING PERIOD	PARTICIPANTS				MAN TRAINING PERIODS			
	Total		For Pay		Paid		Non Paid	
	Officer	Airman	Officer	Airman	Officer	Airman	Officer	Airman
<u>Troop Carrier Wings - Total</u>	<u>66,831</u>	<u>176,048</u>	<u>39,683</u>	<u>176,028</u>	<u>220,484</u>	<u>645,729</u>	<u>3,313</u>	<u>1,456</u>
First Quarter	9,288	40,892	9,244	40,882	46,296	155,344	861	421
Second Quarter	7,875	37,206	7,875	37,203	45,441	79,887	820	334
Third Quarter	37,569	49,935	10,465	49,928	62,776	215,256	815	390
Fourth Quarter	12,099	48,015	12,099	48,015	65,971	195,242	817	311
<u>Navigation Training Squadron - Total</u>	<u>6,351</u>	-	<u>7,025</u>	-	<u>30,167</u>	-	<u>1,202</u>	-
First Quarter	2,088	-	1,470	-	5,629	-	790	-
Second Quarter	2,027	-	2,027	-	8,169	-	256	-
Third Quarter	628	-	1,920	-	9,386	-	112	-
Fourth Quarter	1,608	-	1,608	-	6,983	-	44	-
<u>MOARS Selective Service Squadron - Total</u>	<u>2,088</u>	-	<u>2,336</u>	-	<u>8,791</u>	-	<u>1,119</u>	-
First Quarter	641	-	475	-	1,265	-	885	-
Second Quarter	627	-	627	-	2,438	-	224	-
Third Quarter	205	-	619	-	2,515	-	-	-
Fourth Quarter	615	-	615	-	2,573	-	10	-
<u>MOARS JPT-CONAC Regions and Sectors - Total</u>	<u>4,503</u>	<u>3,009</u>	<u>4,610</u>	<u>2,935</u>	<u>19,302</u>	<u>8,884</u>	<u>1,852</u>	<u>473</u>
First Quarter	1,093	637	993	595	3,359	1,919	791	241
Second Quarter	1,252	802	1,218	798	5,991	1,133	393	83
Third Quarter	908	757	1,201	748	5,121	2,852	304	78
Fourth Quarter	1,250	809	1,198	794	4,831	2,980	364	71
<u>MOARS (JPT) Flying Duty - Total</u>	<u>2,387</u>	<u>71</u>	<u>2,708</u>	<u>67</u>	<u>12,738</u>	<u>266</u>	<u>2,054</u>	<u>17</u>
First Quarter	743	15	638	15	4,009	78	384	2
Second Quarter	714	14	691	10	3,183	16	771	8
Third Quarter	249	20	713	20	2,604	79	358	2
Fourth Quarter	681	22	666	22	2,942	93	541	5
<u>Air Base Units (BB) - Total</u>	<u>1,338</u>	<u>2,529</u>	<u>1,069</u>	<u>2,530</u>	<u>2,138</u>	<u>4,620</u>	<u>2,613</u>	<u>244</u>
First Quarter	270	556	288	553	384	1,106	660	30
Second Quarter	271	734	271	738	734	1,036	805	127
Third Quarter	541	686	254	686	508	1,372	578	36
Fourth Quarter	256	553	256	553	512	1,106	570	51
<u>Base Support Groups (BB) - Total</u>	<u>2,113</u>	<u>2,591</u>	<u>1,882</u>	<u>2,369</u>	<u>4,305</u>	<u>3,607</u>	<u>2,261</u>	<u>1,897</u>
First Quarter	1,002	1,220	774	1,000	1,546	2,017	1,258	1,211
Second Quarter	1,111	1,371	1,108	1,369	2,759	1,590	1,003	686
Third Quarter	-	-	-	-	-	-	-	-
Fourth Quarter	-	-	-	-	-	-	-	-
<u>Evacuation Squadrons - Total</u>	<u>70</u>	<u>151</u>	<u>55</u>	<u>151</u>	<u>110</u>	<u>276</u>	<u>153</u>	<u>14</u>
First Quarter	12	36	12	36	16	72	37	-
Second Quarter	12	43	12	43	32	60	27	-
Third Quarter	29	39	14	39	28	78	45	6
Fourth Quarter	17	33	17	33	34	66	44	8
<u>Radiological Survey Squadrons - Total</u>	<u>50</u>	<u>21</u>	<u>54</u>	<u>21</u>	<u>120</u>	<u>42</u>	<u>74</u>	<u>3</u>
First Quarter	14	3	11	3	22	6	18	-
Second Quarter	15	6	15	6	42	12	22	1
Third Quarter	7	4	14	4	28	8	10	-
Fourth Quarter	14	8	14	8	28	16	24	2

TABLE 203 - AF RESERVE INACTIVE DUTY TRAINING, BY PROGRAM ELEMENT, WORLD-WIDE, BY QUARTER -
FY 1963 (CONTINUED)

DURING PERIOD	PARTICIPANTS				MAN TRAINING PERIODS			
	Total		For Pay		Paid		Non Paid	
	Officer	Airman	Officer	Airman	Officer	Airman	Officer	Airman
<u>Recovery Units - (BB) - Total</u>	<u>63,020</u>	<u>114,400</u>	<u>49,095</u>	<u>108,620</u>	<u>106,768</u>	<u>190,293</u>	<u>120,343</u>	<u>142,930</u>
First Quarter	12,532	24,466	9,441	19,826	18,865	38,930	30,232	35,560
Second Quarter	13,745	29,591	13,559	29,263	34,391	32,175	27,326	31,679
Third Quarter	23,641	28,809	13,193	28,511	27,557	58,299	31,197	36,816
Fourth Quarter	13,102	31,534	12,902	31,020	25,955	60,889	31,588	38,875
<u>MOARS (JPT-Non Flying Duty) - Total</u>	<u>17,303</u>	<u>7,742</u>	<u>18,578</u>	<u>7,665</u>	<u>47,630</u>	<u>15,543</u>	<u>6,969</u>	<u>1,373</u>
First Quarter	5,304	1,289	5,208	1,271	13,724	3,018	1,645	170
Second Quarter	4,120	1,569	4,000	1,553	10,309	1,504	1,577	348
Third Quarter	3,368	2,536	4,791	2,518	12,195	5,740	1,588	280
Fourth Quarter	4,511	2,348	4,579	2,323	11,402	5,281	2,159	575
<u>MOARS (JPT-15 Days Active Duty Only)-Total</u>	<u>9,312</u>	<u>110</u>	-	-	-	-	<u>30,459</u>	<u>411</u>
First Quarter	1,535	17	-	-	-	-	3,390	71
Second Quarter	3,064	22	-	-	-	-	7,774	79
Third Quarter	1,274	26	-	-	-	-	9,270	94
Fourth Quarter	3,439	45	-	-	-	-	10,025	167
<u>MOARS (JPT-30 Days Active Duty Only)-Total</u>	<u>83</u>	<u>21</u>	-	-	-	-	<u>338</u>	<u>67</u>
First Quarter	14	3	-	-	-	-	58	9
Second Quarter	15	6	-	-	-	-	44	30
Third Quarter	13	7	-	-	-	-	62	17
Fourth Quarter	41	5	-	-	-	-	174	11
<u>MOARS (CONAC) Trainee Part III (BD)-Total</u>	<u>124,698</u>	<u>10,351</u>	-	-	-	-	<u>418,334</u>	<u>26,678</u>
First Quarter	21,555	1,813	-	-	-	-	49,016	3,783
Second Quarter	46,786	3,354	-	-	-	-	132,155	8,764
Third Quarter	16,859	2,934	-	-	-	-	128,518	8,119
Fourth Quarter	39,498	2,250	-	-	-	-	108,645	6,012
<u>MOARS (CONAC) Trainee Part III (DD)-Total</u>	<u>3,951</u>	<u>60</u>	-	-	-	-	<u>13,278</u>	<u>125</u>
First Quarter	326	5	-	-	-	-	851	7
Second Quarter	1,190	14	-	-	-	-	2,970	31
Third Quarter	578	19	-	-	-	-	4,029	41
Fourth Quarter	1,857	22	-	-	-	-	5,428	46
<u>Non-Affiliated Reserve Section - Total</u>	<u>18,078</u>	-	-	-	-	-	<u>49,667</u>	-
First Quarter	4,991	-	-	-	-	-	12,031	-
Second Quarter	4,402	-	-	-	-	-	8,375	-
Third Quarter	1,906	-	-	-	-	-	12,985	-
Fourth Quarter	6,779	-	-	-	-	-	16,276	-

Source: Data Applications Division, Data Services Center, Comptroller of the Air Force

TABLE 204 - AF RESERVE ACTIVE DUTY TRAINING BY PROGRAM ELEMENT, WORLD-WIDE, BY QUARTER - FY 1963

(For meaning of abbreviations in stub see "Introduction and Definitions" preceding this area.)

PROGRAM ELEMENT AND DATE	SHORT TOURS				SCHOOL TOURS				SPECIAL TOURS			
	Number Completing		Training Days		Number Completing		Training Days		Number Completing		Training Days	
	Officer	Airman	Officer	Airman	Officer	Airman	Officer	Airman	Officer	Airman	Officer	Airman
<u>TOTAL</u>	<u>21,226</u>	<u>31,688</u>	<u>318,823</u>	<u>476,501</u>	<u>3,068</u>	<u>544</u>	<u>30,494</u>	<u>6,321</u>	<u>14,983</u>	<u>9,583</u>	<u>57,527</u>	<u>38,661</u>
FIRST QUARTER - TOTAL	11,130	23,976	168,402	359,832	542	139	6,108	2,219	3,723	1,991	15,308	7,966
SECOND QUARTER - TOTAL	2,059	536	30,257	7,614	669	105	4,710	994	2,727	1,915	10,358	8,158
THIRD QUARTER - TOTAL	2,218	975	34,737	15,450	721	114	7,897	837	3,665	2,245	13,101	8,025
FOURTH QUARTER - TOTAL	5,819	6,201	85,427	93,605	1,136	186	11,779	2,271	4,868	3,432	18,760	14,512
<u>Aerial Port Squadrons - Total</u>	<u>26</u>	<u>416</u>	<u>377</u>	<u>6,208</u>	-	<u>13</u>	-	<u>290</u>	<u>106</u>	<u>635</u>	<u>326</u>	<u>2,191</u>
First Quarter	15	287	212	4,293	-	10	-	226	30	201	143	612
Second Quarter	-	-	-	-	-	-	-	-	17	158	40	406
Third Quarter	-	-	-	-	-	3	-	64	26	71	70	324
Fourth Quarter	11	129	165	1,915	-	-	-	-	33	205	73	849
<u>Air Rescue Squadrons - Total</u>	<u>115</u>	<u>360</u>	<u>1,716</u>	<u>5,369</u>	<u>32</u>	<u>47</u>	<u>523</u>	<u>896</u>	<u>436</u>	<u>346</u>	<u>1,509</u>	<u>1,437</u>
First Quarter	115	360	1,716	5,369	8	8	174	164	79	54	282	203
Second Quarter	-	-	-	-	8	6	97	88	80	66	445	300
Third Quarter	-	-	-	-	6	13	33	167	109	80	210	243
Fourth Quarter	-	-	-	-	10	20	219	477	168	146	572	685
<u>Air Terminal Squadrons - Total</u>	<u>79</u>	<u>654</u>	<u>1,185</u>	<u>9,109</u>	<u>6</u>	<u>11</u>	<u>30</u>	<u>25</u>	<u>173</u>	<u>219</u>	<u>395</u>	<u>529</u>
First Quarter	65	562	1,038	8,305	1	-	-	-	51	59	74	129
Second Quarter	7	64	42	384	-	-	-	-	28	46	32	113
Third Quarter	7	28	105	420	1	2	14	10	32	30	62	55
Fourth Quarter	-	-	-	-	4	9	16	15	62	84	227	232
<u>Mobile Communications Squadrons - Total</u>	<u>59</u>	<u>810</u>	<u>888</u>	<u>12,130</u>	<u>1</u>	<u>2</u>	<u>36</u>	<u>19</u>	<u>296</u>	<u>558</u>	<u>911</u>	<u>1,743</u>
First Quarter	59	810	888	12,130	-	1	15	14	79	172	173	454
Second Quarter	-	-	-	-	-	-	-	-	39	157	124	446
Third Quarter	-	-	-	-	-	-	-	-	76	86	224	328
Fourth Quarter	-	-	-	-	1	1	21	5	102	149	390	515
<u>-USAF Hospitals - Total</u>	<u>53</u>	<u>222</u>	<u>787</u>	<u>3,314</u>	<u>28</u>	-	<u>287</u>	-	<u>175</u>	<u>149</u>	<u>434</u>	<u>567</u>
First Quarter	-	-	-	-	-	-	-	-	-	-	-	-
Second Quarter	-	-	-	-	-	-	-	-	-	-	-	-
Third Quarter	-	-	-	-	16	-	155	-	58	25	70	36
Fourth Quarter	53	222	707	3,314	12	-	122	-	117	124	356	531

TABLE 204 - AF RESERVE ACTIVE DUTY TRAINING BY PROGRAM ELEMENT, WORLD-WIDE, BY QUARTER - FY 1963 (CONTINUED)

PROGRAM ELEMENT AND DATE	SHORT TOURS				SCHOOL TOURS				SPECIAL TOURS			
	Number Completing		Training Days		Number Completing		Training Days		Number Completing		Training Days	
	Officer	Airman	Officer	Airman	Officer	Airman	Officer	Airman	Officer	Airman	Officer	Airman
<u>Censorship Squadron - Total</u>	<u>166</u>	<u>14</u>	<u>2,485</u>	<u>210</u>	<u>13</u>	-	<u>112</u>	<u>71</u>	<u>16</u>	<u>2</u>	<u>52</u>	<u>4</u>
First Quarter	166	14	2,485	210	-	-	-	-	4	2	8	4
Second Quarter	-	-	-	-	-	-	-	-	3	-	15	-
Third Quarter	-	-	-	-	5	-	61	71	6	-	20	-
Fourth Quarter	-	-	-	-	8	-	111	-	3	-	9	-
<u>Aero-Medical Evacuation Units - Total</u>	<u>629</u>	<u>3,343</u>	<u>9,308</u>	<u>49,989</u>	<u>91</u>	<u>17</u>	<u>2,957</u>	<u>456</u>	<u>475</u>	<u>498</u>	<u>1,298</u>	<u>2,015</u>
First Quarter	629	3,343	9,308	49,989	19	-	666	96	196	206	450	622
Second Quarter	-	-	-	-	25	14	488	272	109	129	294	408
Third Quarter	-	-	-	-	22	1	834	-	95	79	289	383
Fourth Quarter	-	-	-	-	25	2	979	88	75	84	265	602
<u>Casualty Staging Groups - Total</u>	-	-	-	-	<u>7</u>	-	<u>131</u>	<u>34</u>	<u>170</u>	<u>147</u>	<u>421</u>	<u>438</u>
First Quarter	-	-	-	-	-	-	-	-	-	-	-	-
Second Quarter	-	-	-	-	-	-	-	-	-	-	-	-
Third Quarter	-	-	-	-	1	-	82	-	42	-	97	-
Fourth Quarter	-	-	-	-	6	-	49	34	128	147	324	438
<u>Troop Carrier Wings - Total</u>	<u>2,868</u>	<u>12,957</u>	<u>42,587</u>	<u>193,702</u>	<u>1,680</u>	<u>377</u>	<u>2,964</u>	<u>3,580</u>	<u>2,305</u>	<u>6,155</u>	<u>39,301</u>	<u>25,730</u>
First Quarter	1,480	7,548	22,023	112,871	306	74	1,900	960	2,644	1,219	10,889	5,204
Second Quarter	-	-	-	-	464	72	2,186	549	1,672	1,188	6,938	5,752
Third Quarter	149	587	2,230	8,792	336	85	2,223	480	2,098	1,468	9,023	5,445
Fourth Quarter	1,239	4,822	18,334	72,039	574	146	3,655	1,591	2,891	2,280	12,451	9,329
<u>Navigation Training Units - Total</u>	<u>632</u>	-	<u>2,480</u>	-	<u>4</u>	-	<u>56</u>	-	<u>911</u>	-	<u>3,093</u>	-
First Quarter	176	-	2,737	-	-	-	-	-	214	-	896	-
Second Quarter	111	-	1,570	-	-	-	-	-	135	-	462	-
Third Quarter	157	-	2,508	-	-	-	-	-	209	-	647	-
Fourth Quarter	188	-	2,665	-	4	-	56	-	353	-	1,088	-
<u>MOARS Selective Service Squadrons - Total</u>	<u>199</u>	-	<u>2,985</u>	-	<u>2</u>	-	<u>730</u>	-	-	-	-	-
First Quarter	74	-	1,152	-	-	-	-	-	-	-	-	-
Second Quarter	17	-	217	-	-	-	-	-	-	-	-	-
Third Quarter	44	-	737	-	-	-	2	-	-	-	-	-
Fourth Quarter	64	-	879	-	2	-	20	-	-	-	-	-

TABLE 204 - AF RESERVE ACTIVE DUTY TRAINING BY PROGRAM ELEMENT, WORLD-WIDE, BY QUARTER - FY 1963 (CONTINUED)

PROGRAM ELEMENT AND DATE	SHORT TOURS				SCHOOL TOURS				SPECIAL TOURS			
	Number Completing		Training Days		Number Completing		Training Days		Number Completing		Training Days	
	Officer	Airman	Officer	Airman	Officer	Airman	Officer	Airman	Officer	Airman	Officer	Airman
<u>Recovery Units (BB) - Total</u>	<u>4,649</u>	<u>10,339</u>	<u>69,497</u>	<u>154,625</u>	<u>205</u>	<u>64</u>	<u>2,518</u>	<u>749</u>	<u>896</u>	<u>600</u>	<u>1,978</u>	<u>2,549</u>
First Quarter	4,444	9,878	66,487	147,856	66	36	947	605	34	38	346	405
Second Quarter	70	124	985	1,714	41	12	447	76	199	111	390	462
Third Quarter	8	9	120	135	81	10	846	45	450	336	705	857
Fourth Quarter	127	328	1,905	4,920	17	6	78	23	213	115	537	825
<u>MOARS JPT Non Flying Duty - Total</u>	<u>2,352</u>	<u>897</u>	<u>35,221</u>	<u>13,405</u>	<u>167</u>	-	<u>2,386</u>	-	<u>55</u>	<u>6</u>	<u>377</u>	<u>142</u>
First Quarter	889	214	13,402	3,380	43	-	702	-	13	1	158	15
Second Quarter	327	123	5,005	1,819	9	-	74	-	14	1	74	4
Third Quarter	409	193	6,196	2,874	35	-	430	-	11	1	40	53
Fourth Quarter	727	367	10,618	5,332	80	-	1,180	-	17	3	105	70
<u>MOARS (CONAC) Training Part III (BD) - Total</u>	<u>4,833</u>	<u>459</u>	<u>72,073</u>	<u>6,875</u>	<u>526</u>	<u>3</u>	<u>7,195</u>	<u>43</u>	<u>274</u>	<u>26</u>	<u>1,693</u>	<u>487</u>
First Quarter	1,685	204	25,300	3,158	72	3	1,149	43	102	1	670	124
Second Quarter	731	65	10,666	885	90	-	1,052	-	22	10	197	118
Third Quarter	672	60	10,241	923	158	-	2,362	-	33	7	194	102
Fourth Quarter	1,745	130	25,866	1,909	206	-	2,632	-	117	8	632	143
<u>MOARS JPT - 15 Days Active Duty - Total</u>	<u>2,953</u>	<u>97</u>	<u>44,237</u>	<u>1,440</u>	<u>215</u>	-	<u>3,002</u>	-	<u>22</u>	-	<u>204</u>	-
First Quarter	598	22	9,472	337	8	-	169	-	5	-	148	-
Second Quarter	551	29	8,032	423	24	-	277	-	4	-	15	-
Third Quarter	554	19	8,921	287	40	-	569	-	7	-	29	-
Fourth Quarter	1,250	27	17,812	393	143	-	1,987	-	6	-	12	-
<u>MOARS JPT - 30 Days Active Duty - Total</u>	<u>127</u>	<u>223</u>	<u>3,751</u>	<u>6,687</u>	<u>13</u>	-	<u>213</u>	-	-	<u>2</u>	-	<u>90</u>
First Quarter	64	48	1,942	1,598	1	-	42	-	-	1	-	45
Second Quarter	18	39	490	1,065	-	-	-	-	-	-	-	-
Third Quarter	13	44	500	1,443	3	-	43	-	-	-	-	29
Fourth Quarter	32	92	819	2,581	9	-	128	-	-	1	-	16
<u>MOARS (CONAC) Trainee Part III (DD) - Total</u>	<u>372</u>	<u>4</u>	<u>5,567</u>	<u>60</u>	<u>7</u>	-	<u>112</u>	-	<u>12</u>	-	<u>123</u>	-
First Quarter	58	1	883	15	1	-	15	-	-	-	-	-
Second Quarter	59	-	896	-	-	-	-	-	3	-	36	-
Third Quarter	63	-	1,050	-	1	-	14	-	5	-	18	-
Fourth Quarter	187	3	2,732	45	5	-	83	-	4	-	69	-

TABLE 204 - AF RESERVE ACTIVE DUTY TRAINING BY PROGRAM ELEMENT, WORLD-WIDE, BY QUARTER - FY 1963 (CONTINUED)

PROGRAM ELEMENT AND DATE	SHORT TOURS				SCHOOL TOURS				SPECIAL TOURS			
	Number Completing		Training Days		Number Completing		Training Days		Number Completing		Training Days	
	Officer	Airman	Officer	Airman	Officer	Airman	Officer	Airman	Officer	Airman	Officer	Airman
<u>MOARS JPT CONAC Regions and Sectors - Total</u> . . .	<u>385</u>	<u>228</u>	<u>5,744</u>	<u>3,385</u>	<u>49</u>	<u>5</u>	<u>712</u>	<u>85</u>	<u>1,620</u>	<u>237</u>	<u>5,121</u>	<u>711</u>
First Quarter	165	86	2,507	1,273	11	2	172	38	266	36	972	129
Second Quarter	47	30	653	457	4	1	49	9	386	53	1,213	136
Third Quarter	66	35	1,047	558	10	-	143	-	419	62	1,346	170
Fourth Quarter	107	77	1,537	1,097	24	2	348	38	549	86	1,590	276
<u>MOARS JPT Flying Duty - Total</u>	<u>322</u>	<u>7</u>	<u>4,825</u>	<u>123</u>	<u>18</u>	<u>1</u>	<u>301</u>	<u>14</u>	<u>31</u>	-	<u>194</u>	-
First Quarter	103	2	1,613	36	3	1	112	14	5	-	44	-
Second Quarter	59	1	828	9	4	-	40	-	8	-	44	-
Third Quarter	71	-	1,076	18	5	-	62	-	8	-	47	-
Fourth Quarter	89	4	1,308	60	6	-	87	-	10	-	59	-
<u>Air Base Units (BB) - Total</u>	<u>96</u>	<u>264</u>	<u>1,440</u>	<u>3,960</u>	-	<u>1</u>	-	<u>14</u>	<u>1</u>	-	<u>2</u>	-
First Quarter	96	264	1,440	3,960	-	1	-	14	-	-	-	-
Second Quarter	-	-	-	-	-	-	-	-	-	-	-	-
Third Quarter	-	-	-	-	-	-	-	-	1	-	2	-
Fourth Quarter	-	-	-	-	-	-	-	-	-	-	-	-
<u>Base Support Groups (BB) - Total</u>	<u>302</u>	<u>379</u>	<u>4,535</u>	<u>5,685</u>	<u>3</u>	<u>3</u>	<u>45</u>	<u>45</u>	<u>9</u>	<u>3</u>	<u>95</u>	<u>28</u>
First Quarter	240	318	3,662	4,827	3	3	45	45	1	1	55	15
Second Quarter	62	61	873	858	-	-	-	-	8	2	39	13
Third Quarter	-	-	-	-	-	-	-	-	-	-	1	-
Fourth Quarter	-	-	-	-	-	-	-	-	-	-	-	-
<u>Evacuation Squadrons (BB) - Total</u>	<u>4</u>	<u>14</u>	<u>60</u>	<u>210</u>	<u>1</u>	-	<u>14</u>	-	-	-	-	-
First Quarter	4	14	60	210	-	-	-	-	-	-	-	-
Second Quarter	-	-	-	-	-	-	-	-	-	-	-	-
Third Quarter	-	-	-	-	1	-	14	-	-	-	-	-
Fourth Quarter	-	-	-	-	-	-	-	-	-	-	-	-
<u>Radiological Survey Squadrons (BB) - Total</u>	<u>5</u>	<u>1</u>	<u>75</u>	<u>15</u>	-	-	-	-	-	-	-	-
First Quarter	5	1	75	15	-	-	-	-	-	-	-	-
Second Quarter	-	-	-	-	-	-	-	-	-	-	-	-
Third Quarter	-	-	-	-	-	-	-	-	-	-	-	-
Fourth Quarter	-	-	-	-	-	-	-	-	-	-	-	-

Source: Data Applications Division, Data Service Center, Comptroller of the Air Force.

TABLE 205.-- AF RESERVE OFFICER AND AIRMAN GAINS AND LOSSES, WORLD-WIDE, BY QUARTER -- FY 1963

GAINS AND LOSSES	TOTAL	FIRST QUARTER	SECOND QUARTER	THIRD QUARTER	FOURTH QUARTER
GAIN - TOTAL					
Direct Appointments	20,675	5,250	6,145	3,244	6,042
Reappointments	2,611	487	561	679	884
Commissioned from AFROTC	4	-	1	1	2
Commissioned from Warrant Officer or Airman	4,137	1,678	76	523	1,860
Transfer from Extended Active Duty without Obligation	88	25	8	4	51
Transfer from Extended Active Duty with Obligation	4,414	869	2,590	283	672
Placement on Retired Reserve List	3,998	1,796	961	461	780
Transfer from Air National Guard	3,827	22	1,416	820	1,569
Errors	1,109	237	426	266	180
Transfer from USAF Temporary Disability Retired List	442	119	92	201	30
Transfer from Other Services	2	1	-	1	-
	47	16	12	5	14
LOSS - TOTAL					
Resignation for Other than Cause	16,442	6,026	5,450	2,622	2,344
Termination of Commission for Cause	2,311	859	595	358	499
Ordered to Extended Active Duty	3,671	1,556	891	520	704
Transfer to Air National Guard	8,336	3,204	3,635	1,038	459
Loss to Reserve Retired	1,092	159	140	324	469
Recission/Revocation or Orders	1	1	-	-	-
Deceased	29	29	-	-	-
Reported in Error as Gain	534	139	104	168	123
	468	79	85	214	90
NET GAIN OR LOSS	4,237	- 776	693	622	3,698
AIRMEN					
GAIN - TOTAL					
Transfer from Extended Active Duty without Obligation	84,499	19,082	34,212	14,231	16,974
Transfer from Extended Active Duty with Obligation	5,251	-	5,042	185	24
Placement on Retired Reserve List	50,425	12,990	21,102	6,635	9,698
Reenlistment within 30 Days (AF/Reserve)	16	5	1	3	7
Transferred from Other Services	47	42	3	-	2
From Civil Life	785	117	137	178	353
Non Prior Service - Under 26	7,455	997	1,812	2,295	2,351
Non Prior Service - 26 and Over	3,682	256	833	1,405	1,188
Enlisted after More than 30 Days Separation from AFR	2	-	1	-	-
Prior Active Military Service (AMS) - more than 30 Days	726	69	202	207	248
Within 30 Days after Discharge	1,933	636	395	449	453
Retired Regular AF Airman Transferred to AFR to Complete 30 Years	1,112	36	381	233	462
Transfer from Air National Guard	12,127	3,632	3,145	2,663	2,687
Errors	4,580	784	1,637	1,431	728
Transfer from USAF Temporary Disability Retired List	3,800	510	1,332	836	1,122
	13	5	1	5	2
LOSS - TOTAL					
Discharge Expiration Term of Service (ETS) or Obligation	184,558	52,321	51,597	44,328	36,312
Discharge Other than ETS or Obligation	162,859	50,451	36,062	42,134	34,212
Discharge Non Prior Service Under 26	2,225	505	621	590	509
Ordered to Extended Active Duty	119	22	34	29	34
Enlisted in Regular Establishment - No Prior Service Under 26	13,228	120	13,037	37	34
Enlisted Regular Establishment - All Others	17	4	4	5	4
Transfer to Air National Guard	1,154	307	257	388	202
Loss to Reserve Retired	1,166	169	208	291	498
Commissioned from Reserve Enlisted Status	13	3	-	10	-
Recission and/or Revocation of Orders	88	25	8	4	51
Deceased	162	133	20	9	-
Reported in Error as Gain	343	95	87	71	90
	3,184	487	1,259	760	678
NET GAIN OR LOSS	-100,059	-33,239	-17,385	-30,097	-19,338

Source: Data Applications Division, Data Services Center, Comptroller of the Air Force

TABLE 206 - FUNCTIONAL DISTRIBUTION OF AIR FORCE RESERVE AIRCRAFT BY TYPE AND MODEL - 30 JUN 1963 AND HOURS FLOWN BY TYPE AND MODEL, CONTINENTAL US - DURING FY 1963

TYPE AND MODEL	TOTAL FLYING HOURS	TOTAL AIRCRAFT	TOTAL ACTIVE AIRCRAFT	OPERATING ACTIVE	NON-OPERATING ACTIVE	INACTIVE
<u>TOTAL</u>	<u>180,384</u>	<u>577</u>	<u>573</u>	<u>541</u>	<u>32</u>	<u>4</u>
<u>SEARCH AND RESCUE - TOTAL</u>	<u>6,992</u>	<u>15</u>	<u>15</u>	<u>10</u>	<u>5</u>	-
HU-16	6,992	15	15	10	5	-
<u>CARGO - TOTAL</u>	<u>159,871</u>	<u>530</u>	<u>530</u>	<u>506</u>	<u>24</u>	-
VC-47	43	-	-	-	-	-
C-119	139,757	501	501	480	21	-
C-123	11,272	26	26	26	-	-
C-124	8,799	3	3	-	3	-
<u>TRAINER - TOTAL</u>	<u>13,506</u>	<u>30</u>	<u>26</u>	<u>23</u>	<u>3</u>	<u>4</u>
TC-47	13,506	26	26	23	3	4
T-34	-	4	-	-	-	4
<u>UTILITY - TOTAL</u>	<u>15</u>	<u>2</u>	<u>2</u>	<u>2</u>	-	-
U-3	15	2	2	2	-	-

Source: Data Applications Division, Data Services Center, Comptroller of the Air Force

TABLE 207 - AGE (IN MONTHS) DISTRIBUTION OF AIR FORCE RESERVE AIRCRAFT BY TYPE, MODEL, AND SELECTED SERIES, CONTINENTAL US - 30 JUN 1963

TYPE AND MODEL	AV-ERAGE AGE IN MONTHS	TOTAL AIR-CRAFT	AGE IN MONTHS									
			0 thru 12	13 thru 24	25 thru 36	37 thru 48	49 thru 60	61 thru 72	73 thru 84	85 thru 96	97 thru 108	109 and Older
<u>TOTAL</u>	<u>129.6</u>	<u>577</u>	-	-	-	-	<u>2</u>	-	-	<u>34</u>	<u>77</u>	<u>464</u>
<u>SEARCH AND RESCUE - TOTAL</u>	<u>130.5</u>	<u>15</u>	-	-	-	-	-	-	-	-	-	<u>15</u>
HU-16B	15	15	-	-	-	-	-	-	-	-	-	15
<u>CARGO - TOTAL</u>	<u>125.7</u>	<u>530</u>	-	-	-	-	-	-	-	<u>34</u>	<u>74</u>	<u>422</u>
C-119C	212	212	-	-	-	-	-	-	-	-	-	212
C-119G	280	280	-	-	-	-	-	-	-	8	74	198
C-119J	9	9	-	-	-	-	-	-	-	-	-	9
C-123B	26	26	-	-	-	-	-	-	-	26	-	-
C-124A	3	3	-	-	-	-	-	-	-	-	-	3
<u>TRAINER - TOTAL</u>	<u>205.2</u>	<u>30</u>	-	-	-	-	-	-	-	-	<u>3</u>	<u>27</u>
TC-47D	26	26	-	-	-	-	-	-	-	-	-	26
T-34A	4	4	-	-	-	-	-	-	-	-	3	1
<u>UTILITY - TOTAL</u>	<u>55.5</u>	<u>2</u>	-	-	-	-	<u>2</u>	-	-	-	-	-
U-3A	2	2	-	-	-	-	2	-	-	-	-	-

Source: Data Applications Division, Data Services Center, Comptroller of the Air Force

TABLE 208 - AIR NATIONAL GUARD OFFICERS BY GRADE, BY YEAR OF BIRTH, UNITED STATES, AND POSSESSION OF PUERTO RICO - 30 JUN 1963

YEAR OF BIRTH	TOTAL	GENERAL	COLONEL	LIEUTENANT COLONEL	MAJOR	CAPTAIN	FIRST LIEUTENANT	SECOND LIEUTENANT	WARRANT OFFICER
<u>TOTAL</u>	<u>9,643</u>	<u>60</u>	<u>143</u>	<u>670</u>	<u>2,184</u>	<u>3,626</u>	<u>1,375</u>	<u>1,302</u>	<u>283</u>
1901	2	-	-	-	-	-	-	-	2
1902	1	-	-	-	-	-	-	-	1
1903	2	-	1	1	-	-	-	-	-
1904	4	-	2	1	-	-	-	-	1
1905	5	-	-	4	-	-	-	-	1
1906	7	1	3	2	-	-	-	-	1
1907	15	3	5	6	-	-	-	-	1
1908	19	3	5	7	1	-	-	-	3
1909	14	2	2	7	1	-	-	-	2
1910	22	1	6	9	2	-	-	-	4
1911	29	2	7	12	3	-	-	-	5
1912	29	1	5	9	9	-	-	-	5
1913	19	-	4	9	4	-	-	-	2
1914	45	-	5	21	6	-	-	-	13
1915	73	3	10	30	23	-	-	-	7
1916	138	7	14	44	59	2	-	-	12
1917	169	6	10	56	73	9	-	-	15
1918	245	14	15	63	116	12	-	-	25
1919	289	5	11	93	134	21	-	-	25
1920	320	6	10	71	178	33	-	-	22
1921	422	3	16	73	243	63	-	-	24
1922	442	-	4	60	270	90	-	-	18
1923	431	1	5	51	253	105	-	-	16
1924	435	2	3	31	269	117	1	-	12
1925	300	-	-	7	154	125	2	-	12
1926	186	-	-	-	56	116	5	-	9
1927	213	-	-	-	51	147	7	-	8
1928	394	-	-	-	107	251	32	-	4
1929	451	-	-	-	83	311	45	-	12
1930	568	-	-	-	53	398	108	-	9
1931	516	-	-	-	19	403	87	2	5
1932	561	-	-	-	6	462	86	2	5
1933	563	-	-	-	4	407	133	18	1
1934	564	-	-	-	-	297	186	80	1
1935	572	-	-	-	-	164	246	162	-
1936	496	-	-	-	-	66	209	221	-
1937	400	-	-	-	-	6	148	246	-
1938	260	-	-	-	-	1	54	205	-
1939	174	-	-	-	-	2	13	159	-
1940	120	-	-	-	-	-	-	120	-
1941	64	-	-	-	-	1	1	62	-
1942	15	-	-	-	-	-	-	15	-
1943	5	-	-	-	-	-	-	5	-
Unknown	44	-	-	3	7	17	12	5	-

Source: Data Applications Division, Data Services Center, Comptroller of the Air Force

TABLE 209 — AIR NATIONAL GUARD AIRMEN BY GRADE, BY YEAR OF BIRTH, UNITED STATES AND POSSESSION OF PUERTO RICO — 30 JUN 1963

YEAR OF BIRTH	TOTAL	CHIEF MASTER SERGEANT	SENIOR MASTER SERGEANT	MASTER SERGEANT	TECHNICAL SERGEANT	STAFF SERGEANT	AIRMAN FIRST CLASS	AIRMAN SECOND CLASS	AIRMAN THIRD CLASS	AIRMAN BASIC
<u>TOTAL</u> . . .	<u>64,949</u>	<u>443</u>	<u>1,005</u>	<u>4,087</u>	<u>4,627</u>	<u>10,323</u>	<u>10,621</u>	<u>17,062</u>	<u>7,961</u>	<u>8,820</u>
1900	1	-	-	1	-	-	-	-	-	-
1901	2	-	-	2	-	-	-	-	-	-
1902	4	1	-	1	1	-	1	-	-	-
1903	4	2	-	1	-	1	-	-	-	-
1904	9	3	-	3	2	1	-	-	-	-
1905	9	-	-	8	-	1	-	-	-	-
1906	14	-	2	6	4	2	-	-	-	-
1907	25	2	4	10	7	1	1	-	-	-
1908	23	1	3	13	3	3	-	-	-	-
1909	31	2	2	13	9	3	2	-	-	-
1910	36	-	4	16	5	10	-	1	-	-
1911	62	4	6	27	11	12	2	-	-	-
1912	93	7	10	34	18	23	-	-	1	-
1913	85	11	12	30	20	12	-	-	-	-
1914	146	7	18	68	26	26	1	-	-	-
1915	177	12	25	69	36	30	3	2	-	-
1916	178	19	20	64	36	34	5	-	-	-
1917	249	16	41	112	39	33	5	3	-	-
1918	348	22	64	119	80	53	7	3	-	-
1919	435	40	64	159	69	83	17	3	-	-
1920	517	53	71	183	89	92	23	6	-	-
1921	527	35	68	167	114	112	23	7	1	-
1922	531	31	60	195	102	110	24	9	-	-
1923	539	39	55	175	100	136	23	10	1	-
1924	556	28	61	175	123	127	31	9	2	-
1925	457	12	35	143	86	125	39	14	2	1
1926	522	13	43	128	136	130	45	25	2	-
1927	553	12	36	145	123	156	61	18	1	1
1928	860	17	58	237	227	224	74	18	2	3
1929	1,110	22	55	295	302	317	92	24	3	-
1930	1,355	16	61	379	365	378	121	27	7	1
1931	1,444	7	65	340	395	474	134	25	4	-
1932	1,336	5	43	236	337	476	183	49	7	-
1933	1,224	2	12	130	260	495	221	96	8	-
1934	1,915	-	2	131	355	764	366	269	27	1
1935	3,933	-	-	137	407	1,241	1,077	965	103	3
1936	6,240	1	-	84	330	1,543	1,890	2,083	296	13
1937	7,424	-	-	22	249	1,313	1,933	3,043	745	119
1938	7,178	-	1	9	109	924	1,396	3,086	1,277	376
1939	7,363	-	1	1	24	536	1,139	2,552	1,792	1,318
1940	7,884	-	-	-	4	209	945	2,078	1,600	3,048
1941	4,257	-	-	1	1	45	477	1,402	872	1,459
1942	2,450	1	-	-	-	2	175	839	591	842
1943	1,428	-	-	-	-	1	24	316	367	720
1944	746	-	-	-	-	-	-	28	168	550
1945	268	-	-	2	1	-	-	-	21	244
1946	46	-	-	-	-	1	-	-	-	45
Unknown	355	-	3	16	22	64	61	52	61	76

Source: Data Applications Division, Data Services Center, Comptroller of the Air Force

TABLE 210 - AUTHORIZED AND ASSIGNED AIR NATIONAL GUARD PERSONNEL IN FEDERALLY RECOGNIZED UNITS BY STATE AND THE US POSSESSION OF PUERTO RICO - 30 JUN 1963

STATES AND US POSSESSIONS	FEDERALLY RECOGNIZED UNITS	AUTHORIZED STRENGTH				ASSIGNED STRENGTH			
		Total	Officer	Warrant Officer	Airman	Total	Officer	Warrant Officer	Airman
<u>TOTAL</u>	<u>668</u>	<u>95,335</u>	<u>13,416</u>	<u>22</u>	<u>81,897</u>	<u>74,325</u>	<u>9,366</u>	<u>284</u>	<u>64,675</u>
<u>UNITED STATES - TOTAL.</u>	<u>659</u>	<u>94,123</u>	<u>13,274</u>	<u>22</u>	<u>80,827</u>	<u>73,134</u>	<u>9,246</u>	<u>283</u>	<u>63,605</u>
Alabama	17	2,483	306	-	2,177	2,053	248	10	1,795
Alaska	2	295	53	-	242	252	34	-	218
Arizona	13	1,930	281	-	1,649	1,369	171	4	1,194
Arkansas	14	1,736	251	-	1,485	1,424	172	5	1,247
California	41	5,750	760	-	4,990	4,630	532	23	4,075
Colorado	10	1,220	184	1	1,035	1,003	131	11	861
Connecticut	8	1,241	138	1	1,102	993	111	6	876
Delaware	7	987	172	1	814	749	92	2	655
District of Columbia	9	1,053	154	2	897	907	124	6	777
Florida	7	997	106	-	891	853	90	4	759
Georgia	20	3,179	473	-	2,706	2,418	344	12	2,062
Hawaii	11	1,621	186	-	1,435	1,230	133	1	1,096
Idaho	7	912	106	-	806	819	89	3	727
Illinois	20	2,659	393	-	2,266	2,114	239	6	1,869
Indiana	15	1,574	260	-	1,314	1,237	173	2	1,062
Iowa	14	2,183	320	-	1,863	1,540	227	10	1,303
Kansas	12	1,503	230	1	1,272	1,050	146	3	901
Kentucky	8	805	143	1	661	834	116	1	717
Louisiana	10	1,274	125	-	1,149	941	89	4	848
Maine	10	1,427	190	-	1,237	1,027	139	-	888
Maryland	12	1,407	233	1	1,173	1,087	176	1	910
Massachusetts	19	2,366	334	2	2,030	1,945	250	15	1,680
Michigan	19	2,306	365	2	1,939	1,793	247	3	1,543
Minnesota	16	1,952	315	1	1,636	1,688	237	2	1,449
Mississippi	9	1,932	259	-	1,673	1,202	151	2	1,049
Missouri	19	2,594	382	-	2,212	2,023	281	7	1,735
Montana	7	998	140	-	858	822	107	1	714
Nebraska	7	913	105	-	808	794	88	1	705
Nevada	6	728	116	1	611	566	60	5	501
New Hampshire	7	976	173	1	802	664	92	-	572
New Jersey	14	2,234	359	-	1,875	1,663	247	6	1,410
New Mexico	7	951	104	1	846	718	73	-	645
New York	30	5,337	783	-	4,554	3,935	503	17	3,415
North Carolina	8	1,194	163	-	1,031	1,039	132	-	907
North Dakota	7	985	137	1	847	949	127	1	821
Ohio	32	4,337	659	-	3,678	3,032	390	5	2,637
Oklahoma	18	2,522	412	1	2,109	1,804	264	8	1,532
Oregon	10	1,471	168	1	1,302	1,277	144	15	1,118
Pennsylvania	23	4,505	593	-	3,912	3,367	422	14	2,931
Rhode Island	7	963	147	-	816	694	99	9	586
South Carolina	8	1,142	114	1	1,027	833	83	2	748
South Dakota	7	997	106	-	891	850	78	5	767
Tennessee	25	3,628	534	-	3,094	2,716	357	13	2,346
Texas	27	3,612	386	-	3,226	2,947	306	4	2,637

TABLE 210 - AUTHORIZED AND ASSIGNED AIR NATIONAL GUARD PERSONNEL IN FEDERALLY RECOGNIZED UNITS BY STATE AND THE US POSSESSION OF PUERTO RICO - 30 JUN 1963 (CONTINUED)

STATES AND US POSSESSIONS	FEDERALLY RECOGNIZED UNITS	AUTHORIZED STRENGTH				ASSIGNED STRENGTH			
		Total	Officer	Warrant Officer	Airman	Total	Officer	Warrant Officer	Airman
Utah	7	1,220	195	-	1,025	1,022	116	11	895
Vermont	7	984	138	-	846	762	110	-	652
Virginia	6	712	115	-	597	542	64	1	477
Washington	15	1,987	236	2	1,749	1,581	192	7	1,382
West Virginia	8	1,410	225	-	1,185	1,061	142	5	914
Wisconsin	15	2,175	333	-	1,842	1,800	236	8	1,556
Wyoming	2	756	114	-	642	515	72	2	441
<u>US POSSESSION - TOTAL.</u>	<u>9</u>	<u>1,212</u>	<u>142</u>	<u>-</u>	<u>1,070</u>	<u>1,191</u>	<u>120</u>	<u>1</u>	<u>1,070</u>
Puerto Rico	9	1,212	142	-	1,070	1,191	120	1	1,070

Source: Data Applications Division, Data Services Center, Comptroller of the Air Force

TABLE 211 - AIR NATIONAL GUARD TRAINING BY TYPE, UNITED STATES AND POSSESSIONS, BY QUARTER - FY 1963

TYPE OF TRAINING	NUMBER COMPLETING TRAINING				
	Total	First Quarter	Second Quarter	Third Quarter	Fourth Quarter
<u>FIELD TRAINING - TOTAL.</u>	<u>89,668</u>	<u>42,761</u>	<u>6,557</u>	<u>10,911</u>	<u>29,439</u>
Officer	13,926	5,704	1,143	1,773	5,306
Airman	75,742	37,057	5,414	9,138	24,133
<u>NAVIGATOR TRAINING - TOTAL.</u>	<u>52</u>	<u>8</u>	<u>16</u>	<u>16</u>	<u>12</u>
Officer	29	4	8	12	5
Cadet	23	4	8	4	7
<u>PILOT TRAINING - TOTAL.</u>	<u>65</u>	<u>20</u>	<u>20</u>	<u>10</u>	<u>15</u>
Officer	65	20	20	10	15
Cadet	-	-	-	-	-
<u>TECHNICAL TRAINING - TOTAL.</u>	<u>2,198</u>	<u>342</u>	<u>457</u>	<u>674</u>	<u>725</u>
Officer	989	168	227	270	324
Airman	1,209	174	230	404	401

Source: Data Applications Division, Data Services Center, Comptroller of the Air Force

TABLE 212 - FUNCTIONAL DISTRIBUTION OF AIR NATIONAL GUARD AIRCRAFT BY TYPE AND MODEL, WORLD-WIDE - 30 JUN 1963

(IRAN) - Inspection and Repair As Necessary

TYPE, MODEL OF AIRCRAFT	TOTAL AIR-CRAFT	ACTIVE									TOTAL IN-ACTIVE
		Total (Active Aircraft)	Operating Active					Non-Operating Active			
			Total (Operating Active)	Tactical and Combat Support	Training	Operational Support	Administrative	Total (Non-Operating Active)	Maintenance, Modification and IRAN	Other	
TOTAL	1,566	1,561	1,456	1,429	22	1	4	105	104	1	5
BOMBER - TOTAL	2	2	2	2	-	-	-	-	-	-	-
B-57	2	2	2	2	-	-	-	-	-	-	-
TANKER - TOTAL	130	130	121	121	-	-	-	9	9	-	-
KC-97	130	130	121	121	-	-	-	9	9	-	-
FIGHTER - TOTAL	854	854	782	766	16	-	-	72	72	-	-
F-84	54	54	54	54	-	-	-	-	-	-	-
F-86H	130	130	121	121	-	-	-	9	9	-	-
F-86L	114	114	113	113	-	-	-	1	1	-	-
F-89	220	220	216	216	4	-	-	-	-	-	-
F-100A	64	64	48	36	12	-	-	16	16	-	-
F-100C	122	122	94	94	-	-	-	28	28	-	-
F-100F	16	16	13	13	-	-	-	3	3	-	-
F-102A	121	121	107	107	-	-	-	14	14	-	-
TF-102A	11	11	10	10	-	-	-	1	1	-	-
F-104A	2	2	2	2	-	-	-	-	-	-	-
RECONNAISSANCE - TOTAL	188	188	175	175	-	-	-	13	13	-	-
RB-57	60	60	59	59	-	-	-	1	1	-	-
RF-84	128	128	116	116	-	-	-	12	12	-	-
SEARCH AND RESCUE - TOTAL	39	39	39	39	-	-	-	-	-	-	-
HU-16	39	39	39	39	-	-	-	-	-	-	-
CARGO - TOTAL	189	188	178	175	-	-	3	10	10	-	1
C-47	43	43	42	42	-	-	-	1	1	-	-
VC-47	28	28	27	26	-	-	-	1	1	-	-
C-97	58	57	52	52	-	-	-	5	5	-	1
C-119	24	24	24	24	-	-	-	-	-	-	-
C-121	25	25	23	23	-	-	-	2	2	-	-
C-123	9	9	8	8	-	-	-	1	1	-	-
VB-26	2	2	2	-	-	-	2	-	-	-	-
TRAINER - TOTAL	164	160	159	151	6	1	1	1	-	1	4
T-33	163	159	158	151	6	1	1	1	-	1	4
TB-26	1	1	1	-	-	-	-	-	-	-	-

Source: Data Applications Division, Data Services Center, Comptroller of the Air Force

Downgraded at 3-Year Intervals:
Declassified After 12 Years
DOD Dir 5200.10

TABLE 213 - AGE (IN MONTHS) DISTRIBUTION OF AIR NATIONAL GUARD AIRCRAFT BY TYPE, MODEL,
AND SELECTED SERIES, WORLD-WIDE - 30 JUN 1963

TYPE AND MODEL	AV- ERAGE AGE IN MONTHS	TOTAL AIR- CRAFT	AGE IN MONTHS									
			0 thru 12	13 thru 24	25 thru 36	37 thru 48	49 thru 60	61 thru 72	73 thru 84	85 thru 96	97 thru 108	109 and Older
<u>TOTAL</u>	<u>107.3</u>	<u>1,566</u>	-	-	-	-	<u>11</u>	<u>101</u>	<u>103</u>	<u>320</u>	<u>543</u>	<u>488</u>
<u>BOMBER - TOTAL</u>	<u>96.0</u>	<u>2</u>	-	-	-	-	-	-	-	<u>1</u>	<u>1</u>	-
B-57B		2	-	-	-	-	-	-	-	1	1	-
<u>TANKER - TOTAL</u>	<u>116.2</u>	<u>130</u>	-	-	-	-	-	-	-	-	<u>1</u>	<u>129</u>
KC-97F		12	-	-	-	-	-	-	-	-	-	12
KC-97G		118	-	-	-	-	-	-	-	-	1	117
<u>FIGHTER - TOTAL</u>	<u>93.8</u>	<u>854</u>	-	-	-	-	<u>11</u>	<u>92</u>	<u>48</u>	<u>231</u>	<u>430</u>	<u>42</u>
F-84F		54	-	-	-	-	-	-	<u>1</u>	<u>1</u>	<u>35</u>	<u>17</u>
F-86H		130	-	-	-	-	-	-	-	18	110	2
F-86L		114	-	-	-	-	-	-	-	32	77	5
F-89J		220	-	-	-	-	-	-	-	55	154	11
F-100A		64	-	-	-	-	-	-	-	6	51	7
F-100C		122	-	-	-	-	-	-	-	119	3	-
F-100F		16	-	-	-	-	2	12	2	-	-	-
F-102A		121	-	-	-	-	8	70	43	-	-	-
TF-102A		11	-	-	-	-	-	9	2	-	-	-
F-104A		2	-	-	-	-	1	1	-	-	-	-
<u>RECONNAISSANCE -</u>												
<u>TOTAL</u>	<u>94.4</u>	<u>188</u>	-	-	-	-	-	-	<u>54</u>	<u>40</u>	<u>70</u>	<u>24</u>
RB-57A		35	-	-	-	-	-	-	-	-	<u>12</u>	<u>23</u>
RB-57B		17	-	-	-	-	-	-	-	1	16	-
RB-57C		4	-	-	-	-	-	-	-	1	3	-
RB-57E		4	-	-	-	-	-	-	4	-	-	-
RF-84F		128	-	-	-	-	-	-	50	38	39	1
<u>SEARCH AND RESCUE -</u>												
<u>TOTAL</u>	<u>133.3</u>	<u>39</u>	-	-	-	-	-	-	-	-	-	<u>39</u>
HU-16A		13	-	-	-	-	-	-	-	-	-	13
HU-16B		26	-	-	-	-	-	-	-	-	-	26
<u>CARGO - TOTAL</u>	<u>166.8</u>	<u>189</u>	-	-	-	-	-	<u>9</u>	-	<u>22</u>	<u>3</u>	<u>155</u>
VB-26B		2	-	-	-	-	-	-	-	-	-	2
C-47A		39	-	-	-	-	-	-	-	-	-	39
VC-47A		25	-	-	-	-	-	-	-	-	-	25
C-47D		4	-	-	-	-	-	-	-	-	-	4
VC-47D		3	-	-	-	-	-	-	-	-	-	3
C-97A		35	-	-	-	-	-	-	-	-	-	35
C-97C		12	-	-	-	-	-	-	-	-	-	12
C-97E		1	-	-	-	-	-	-	-	-	-	1
C-97F		1	-	-	-	-	-	-	-	-	-	1
C-97G		9	-	-	-	-	-	-	-	-	-	9
C-119C		16	-	-	-	-	-	-	-	-	-	16
C-119J		8	-	-	-	-	-	-	-	-	-	8
C-121C		23	-	-	-	-	-	-	-	22	1	-
C-121G		2	-	-	-	-	-	-	-	-	2	-
C-123J		9	-	-	-	-	-	-	-	-	-	9
<u>TRAINER - TOTAL</u>	<u>109.4</u>	<u>164</u>	-	-	-	-	-	-	<u>1</u>	<u>26</u>	<u>38</u>	<u>99</u>
TB-26B		1	-	-	-	-	-	-	-	-	-	1
T-33A		163	-	-	-	-	-	-	1	26	38	98

Source: Data Applications Division, Data Services Center, Comptroller of the Air Force

Downgraded at 3-Year Intervals:
Declassified After 12 Years
DOD Dir 5200.10

TABLE 214 - HOURS FLOWN BY AIR NATIONAL GUARD AIRCRAFT, BY TYPE AND MODEL AIRCRAFT,
WORLD-WIDE, BY QUARTER - FY 1963

TYPE AND MODEL	TOTAL	FIRST QUARTER	SECOND QUARTER	THIRD QUARTER	FOURTH QUARTER
<u>TOTAL</u>	<u>386,940</u>	<u>91,065</u>	<u>90,417</u>	<u>92,359</u>	<u>113,099</u>
<u>BOMBER - TOTAL</u>	<u>5,886</u>	<u>1,720</u>	<u>1,107</u>	<u>1,453</u>	<u>1,606</u>
B/RB-57B	5,886	1,720	1,107	1,453	1,606
<u>TANKER - TOTAL</u>	<u>46,626</u>	<u>10,020</u>	<u>9,979</u>	<u>12,429</u>	<u>14,198</u>
KC-97F	28,359	9,861	9,055	7,458	1,985
KC-97G	18,267	159	924	4,971	12,213
<u>FIGHTER - TOTAL</u>	<u>174,608</u>	<u>41,647</u>	<u>40,294</u>	<u>41,285</u>	<u>51,382</u>
F-104	5,974	1,566	2,236	1,471	701
F/TF-102	29,195	7,167	6,253	6,698	9,077
F-100	33,882	7,125	8,312	7,574	10,871
F-89	45,556	11,691	9,804	10,925	13,136
F-86 (Other)	24,250	5,001	5,718	6,014	7,517
F-86L	24,993	7,033	5,191	6,215	6,554
F-84	10,758	2,064	2,780	2,388	3,526
<u>RECONNAISSANCE - TOTAL</u>	<u>29,584</u>	<u>6,514</u>	<u>7,029</u>	<u>7,031</u>	<u>9,010</u>
RB-57	10,989	3,252	2,656	2,364	2,717
RF-84	18,595	3,262	4,373	4,667	6,293
<u>SEARCH AND RESCUE - TOTAL</u>	<u>11,406</u>	<u>3,708</u>	<u>2,513</u>	<u>2,461</u>	<u>2,724</u>
HU-16	11,406	3,708	2,513	2,461	2,724
<u>CARGO - TOTAL</u>	<u>80,206</u>	<u>17,806</u>	<u>20,462</u>	<u>18,980</u>	<u>22,958</u>
C-123	2,550	568	558	652	772
C-121	9,427	1,368	2,112	2,583	3,364
C-119B/C	7,178	2,693	1,913	1,462	1,110
C-119F/G/J	7,240	3,324	2,036	1,160	720
C-97A	15,746	1,213	4,445	4,510	5,578
C-97C/E	5,220	410	1,492	1,562	1,756
C-97D/G	496	-	-	-	496
C-97F	233	-	-	60	173
VC-47	6,427	1,300	1,495	1,322	2,310
C-47	24,171	6,476	6,074	5,306	6,315
VB-26	953	296	245	199	213
T/VT-29B	51	-	-	-	51
VT-29E	514	158	92	164	100
<u>TRAINER - TOTAL</u>	<u>38,624</u>	<u>9,650</u>	<u>9,033</u>	<u>8,720</u>	<u>11,221</u>
T-33	38,266	9,509	8,908	8,628	11,221
TB-26	358	141	125	92	-

Source: Data Applications Division, Data Services Center, Comptroller of the Air Force

Downgraded at 3-Year Intervals:
Declassified After 12 Years
DOD Dir 5200.10

TABLE 215 - AIR FORCE RESERVE OFFICER TRAINING CORPS (AFOTC) CADET ENROLLMENT
BY INSTITUTION, BY YEAR OF COURSE, BY STATE OR US POSSESSION - FY 1963

INSTITUTION BY STATE OR US POSSESSION	TOTAL	BASIC			ADVANCED		
		Total	First Year	Second Year	Total	First Year	Second Year
AS OF 31 OCTOBER 1962							
<u>TOTAL</u>	<u>102,339</u>	<u>91,369</u>	<u>57,574</u>	<u>33,795</u>	<u>10,970</u>	<u>6,235</u>	<u>4,735</u>
<u>UNITED STATES - TOTAL</u>	<u>102,016</u>	<u>91,076</u>	<u>57,393</u>	<u>33,683</u>	<u>10,940</u>	<u>6,221</u>	<u>4,719</u>
<u>ALABAMA - TOTAL</u>	<u>3,193</u>	<u>2,945</u>	<u>1,629</u>	<u>1,316</u>	<u>248</u>	<u>148</u>	<u>100</u>
Auburn University	1,411	1,310	647	663	101	62	39
Alabama, University of	1,404	1,307	783	524	97	61	36
Tuskegee Institute	378	328	199	129	50	25	25
<u>ARIZONA - TOTAL</u>	<u>2,847</u>	<u>2,718</u>	<u>1,705</u>	<u>1,013</u>	<u>129</u>	<u>72</u>	<u>57</u>
Arizona, University of	1,454	1,383	860	523	71	33	38
Arizona State University	1,393	1,335	845	490	58	39	19
<u>ARKANSAS - TOTAL</u>	<u>952</u>	<u>877</u>	<u>527</u>	<u>350</u>	<u>75</u>	<u>50</u>	<u>25</u>
Arkansas University	952	877	527	350	75	50	25
<u>CALIFORNIA - TOTAL</u>	<u>2,572</u>	<u>2,087</u>	<u>1,331</u>	<u>756</u>	<u>485</u>	<u>266</u>	<u>219</u>
Fresno State College	172	135	81	54	37	20	17
Loyola University of Los Angeles	690	623	379	244	67	47	20
San Jose State College	274	210	137	73	64	28	36
Stanford University	145	114	72	42	31	16	15
California, University of	218	157	81	76	61	29	32
Southern California, University of	149	125	89	36	24	12	12
California Institute of Technology	67	57	35	22	10	8	2
Occidental College	75	53	34	19	22	7	15
San Diego State College	303	241	167	74	62	35	27
San Francisco State College	200	169	120	49	31	18	13
University of California at Berkeley	279	203	136	67	76	46	30
<u>COLORADO - TOTAL</u>	<u>1,535</u>	<u>1,330</u>	<u>832</u>	<u>498</u>	<u>205</u>	<u>125</u>	<u>80</u>
Colorado State University	562	461	284	177	101	63	38
Colorado State College	676	632	385	247	44	21	23
Colorado, University of	297	237	163	74	60	41	19
<u>CONNECTICUT - TOTAL</u>	<u>662</u>	<u>530</u>	<u>313</u>	<u>217</u>	<u>132</u>	<u>80</u>	<u>52</u>
Trinity College	158	115	69	46	43	28	15
Connecticut, University of	504	415	244	171	89	52	37
<u>DISTRICT OF COLUMBIA - TOTAL</u>	<u>1,265</u>	<u>1,045</u>	<u>625</u>	<u>420</u>	<u>220</u>	<u>140</u>	<u>80</u>
Georgetown University	245	194	125	69	51	37	14
Howard University	599	522	312	210	77	51	26
Catholic University of America	252	198	125	73	54	33	21
George Washington University	169	131	63	68	38	19	19
<u>FLORIDA - TOTAL</u>	<u>3,138</u>	<u>2,877</u>	<u>1,624</u>	<u>1,253</u>	<u>261</u>	<u>168</u>	<u>93</u>
Florida State University	925	833	422	411	92	61	31
Florida, University of	1,891	1,779	1,028	751	112	75	37
Miami, University of	322	265	174	91	57	32	25
<u>GEORGIA - TOTAL</u>	<u>2,040</u>	<u>1,817</u>	<u>1,092</u>	<u>725</u>	<u>223</u>	<u>116</u>	<u>107</u>
Georgia, University of	870	801	491	310	69	39	30
Georgia Institute of Technology	1,016	862	523	339	154	77	77
Emory University	154	154	78	76	-	-	-
<u>HAWAII - TOTAL</u>	<u>1,069</u>	<u>1,002</u>	<u>688</u>	<u>314</u>	<u>67</u>	<u>50</u>	<u>17</u>
Hawaii, University of	1,069	1,002	688	314	67	50	17
<u>IDAHO - TOTAL</u>	<u>528</u>	<u>486</u>	<u>292</u>	<u>194</u>	<u>42</u>	<u>25</u>	<u>17</u>
Idaho, University of	528	486	292	194	42	25	17

TABLE 215 - AIR FORCE RESERVE OFFICER TRAINING CORPS (AFROTC) CADET ENROLLMENT
BY INSTITUTION, BY YEAR OF COURSE, BY STATE OR US POSSESSION - FY 1963 (CONTINUED)

INSTITUTION BY STATE OR US POSSESSION	TOTAL	BASIC			ADVANCED		
		Total	First Year	Second Year	Total	First Year	Second Year
AS OF OCTOBER 1962 (Continued)							
<u>ILLINOIS - TOTAL</u>	<u>5,930</u>	<u>5,569</u>	<u>3,373</u>	<u>2,196</u>	<u>361</u>	<u>195</u>	<u>166</u>
Bradley University	299	242	181	61	57	32	25
Illinois, University of	2,714	2,546	1,549	997	168	93	75
Illinois Institute of Technology	128	103	74	29	25	13	12
Southern Illinois University	2,789	2,678	1,569	1,109	111	57	54
<u>INDIANA - TOTAL</u>	<u>5,159</u>	<u>4,657</u>	<u>2,851</u>	<u>1,806</u>	<u>502</u>	<u>276</u>	<u>226</u>
Butler University	176	150	96	54	26	14	12
Indiana, University of	1,246	1,178	738	440	68	47	21
Purdue University	2,379	2,203	1,179	1,024	176	100	76
Notre Dame, University of	320	240	170	70	80	28	52
Ball State Teachers College	617	542	460	82	75	45	30
Depauw University	134	103	48	55	31	15	16
Evansville College	287	241	160	81	46	27	19
<u>IOWA - TOTAL</u>	<u>2,194</u>	<u>1,929</u>	<u>1,558</u>	<u>371</u>	<u>265</u>	<u>143</u>	<u>122</u>
Coe College	312	274	173	101	38	19	19
Iowa State, University of Sc & Tech.	492	426	351	75	66	41	25
Iowa State University & Grinnell College	734	661	526	135	73	41	32
Drake University	656	568	508	60	88	42	46
<u>KANSAS - TOTAL</u>	<u>1,786</u>	<u>1,566</u>	<u>1,091</u>	<u>475</u>	<u>220</u>	<u>126</u>	<u>94</u>
Kansas State University	1,039	950	657	293	89	65	24
Wichita, University of	354	325	235	90	29	13	16
Kansas, University of	204	145	99	46	59	25	34
Washburn University of Topeka	189	146	100	46	43	23	20
<u>KENTUCKY - TOTAL</u>	<u>1,402</u>	<u>1,262</u>	<u>815</u>	<u>447</u>	<u>140</u>	<u>71</u>	<u>69</u>
Kentucky, University of	1,191	1,111	712	399	60	39	41
Louisville, University of	211	151	103	48	60	32	28
<u>LOUISIANA - TOTAL</u>	<u>2,464</u>	<u>2,157</u>	<u>1,350</u>	<u>807</u>	<u>307</u>	<u>187</u>	<u>120</u>
Louisiana Polytechnic Institute	468	377	257	120	91	55	36
Louisiana State University and A&M	1,349	1,228	762	466	121	83	38
Southwestern Louisiana Institute	454	409	239	170	45	20	25
Tulane University	193	143	92	51	50	29	21
<u>MAINE - TOTAL</u>	<u>138</u>	<u>102</u>	<u>53</u>	<u>49</u>	<u>36</u>	<u>20</u>	<u>16</u>
Colby College	138	102	53	49	36	20	16
<u>MARYLAND - TOTAL</u>	<u>3,150</u>	<u>2,991</u>	<u>2,551</u>	<u>440</u>	<u>159</u>	<u>97</u>	<u>62</u>
Maryland, University of	3,150	2,991	2,551	440	159	97	62
<u>MASSACHUSETTS - TOTAL</u>	<u>2,658</u>	<u>2,388</u>	<u>1,454</u>	<u>934</u>	<u>270</u>	<u>161</u>	<u>109</u>
College of Holy Cross	212	172	104	68	40	19	21
Lowell Technological Institute	747	695	425	270	52	34	18
Tufts University	165	128	74	54	37	17	20
Boston University	242	189	134	55	53	35	18
Harvard University	75	56	42	14	19	12	7
Massachusetts Institute of Technology	93	82	52	30	11	9	2
Massachusetts, University of	1,124	1,066	623	443	58	35	23
<u>MICHIGAN - TOTAL</u>	<u>2,114</u>	<u>1,845</u>	<u>971</u>	<u>874</u>	<u>269</u>	<u>132</u>	<u>137</u>
Michigan State University	1,132	1,028	407	621	104	59	45
Detroit, University of	475	416	271	145	59	30	29
Michigan, University of	248	184	131	53	64	20	44
Michigan College of M&T	259	217	162	55	42	23	19

TABLE 215 - AIR FORCE RESERVE OFFICER TRAINING CORPS (AFROTC) CADET ENROLLMENT BY INSTITUTION, BY YEAR OF COURSE, BY STATE OR US POSSESSION - FY 1963 (CONTINUED)

INSTITUTION BY STATE OR US POSSESSION	TOTAL	BASIC			ADVANCED		
		Total	First Year	Second Year	Total	First Year	Second Year
AS OF 31 OCTOBER 1962 (Continued)							
<u>MINNESOTA - TOTAL</u>	<u>1,248</u>	<u>1,089</u>	<u>813</u>	<u>276</u>	<u>159</u>	<u>79</u>	<u>80</u>
St Olaf College	132	112	72	40	20	12	8
St Thomas, College of	549	502	396	106	47	21	26
Minnesota, University of (Minneapolis)	399	333	251	82	66	38	28
Minnesota, University of (Duluth)	168	142	94	48	26	8	18
<u>MISSISSIPPI - TOTAL</u>	<u>1,551</u>	<u>1,428</u>	<u>845</u>	<u>583</u>	<u>123</u>	<u>72</u>	<u>51</u>
Mississippi State University	842	779	464	315	63	38	25
Mississippi, University of	709	649	381	268	60	34	26
<u>MISSOURI - TOTAL</u>	<u>2,814</u>	<u>2,590</u>	<u>1,382</u>	<u>1,208</u>	<u>224</u>	<u>104</u>	<u>120</u>
St Louis University	1,395	1,279	697	582	116	42	74
Missouri, University of	1,212	1,133	555	578	79	45	34
Washington University of Missouri	207	178	130	48	29	17	12
<u>MONTANA - TOTAL</u>	<u>1,195</u>	<u>1,073</u>	<u>673</u>	<u>400</u>	<u>122</u>	<u>73</u>	<u>49</u>
Montana State College	661	583	387	196	78	44	34
Montana State University	534	490	286	204	44	29	15
<u>NEBRASKA - TOTAL</u>	<u>1,663</u>	<u>1,526</u>	<u>1,002</u>	<u>524</u>	<u>137</u>	<u>91</u>	<u>46</u>
Nebraska, University of	1,172	1,071	661	410	101	71	30
Omaha, University of	491	455	341	114	36	20	16
<u>NEW HAMPSHIRE - TOTAL</u>	<u>646</u>	<u>548</u>	<u>278</u>	<u>270</u>	<u>98</u>	<u>59</u>	<u>39</u>
New Hampshire, University of	566	483	251	232	83	48	35
Dartmouth College	80	65	27	38	15	11	4
<u>NEW JERSEY - TOTAL</u>	<u>1,522</u>	<u>1,202</u>	<u>742</u>	<u>460</u>	<u>320</u>	<u>202</u>	<u>118</u>
Rutgers University	661	523	277	246	138	76	62
Newark College of Engineering	586	449	292	157	137	98	39
Stevens Institute of Technology	191	168	126	42	23	16	7
Princeton University	84	62	47	15	22	12	10
<u>NEW MEXICO - TOTAL</u>	<u>716</u>	<u>641</u>	<u>418</u>	<u>223</u>	<u>75</u>	<u>42</u>	<u>33</u>
New Mexico State University	573	525	337	188	48	28	20
New Mexico, University of	143	116	81	35	27	14	13
<u>NEW YORK - TOTAL</u>	<u>5,335</u>	<u>4,746</u>	<u>3,009</u>	<u>1,737</u>	<u>589</u>	<u>342</u>	<u>247</u>
Colgate University	116	97	65	32	19	10	9
Cornell University	228	180	113	67	48	17	31
Fordham University	247	205	158	47	42	25	17
New York University	240	179	103	76	61	28	33
Syracuse University	434	382	264	118	52	31	21
Union College	251	202	128	74	49	37	12
Rensselaer Polytechnic Institute	331	291	171	120	40	30	10
Brooklyn College	104	84	49	35	20	10	10
Manhattan College	852	735	360	375	117	69	48
Hobart College	587	537	301	236	50	30	20
University of Buffalo	1,826	1,765	1,247	518	61	37	24
University of Rochester	119	89	50	39	30	18	12
<u>NORTH CAROLINA - TOTAL</u>	<u>2,725</u>	<u>2,393</u>	<u>1,411</u>	<u>982</u>	<u>332</u>	<u>180</u>	<u>152</u>
Duke University	152	124	75	49	28	14	14
North Carolina, University of	326	260	187	73	66	34	32
North Carolina College of A and E	1,384	1,214	646	568	170	103	67
East Carolina College	324	298	230	68	26	6	20
North Carolina College of A and T	539	497	273	224	42	23	19

TABLE 215 - AIR FORCE RESERVE OFFICER TRAINING CORPS (AFROTC) CADET ENROLLMENT BY INSTITUTION, BY YEAR OF COURSE, BY STATE OR US POSSESSION - FY 1963 (CONTINUED)

INSTITUTION BY STATE OR US POSSESSION	TOTAL	BASIC			ADVANCED		
		Total	First Year	Second Year	Total	First Year	Second Year
AS OF 31 OCTOBER 1962 (Continued)							
<u>NORTH DAKOTA - TOTAL</u>	<u>1,147</u>	<u>1,069</u>	<u>695</u>	<u>374</u>	<u>78</u>	<u>42</u>	<u>36</u>
North Dakota, University of	498	459	280	179	39	25	14
North Dakota State University	649	610	415	195	39	17	22
<u>OHIO - TOTAL</u>	<u>6,025</u>	<u>5,357</u>	<u>3,621</u>	<u>1,736</u>	<u>668</u>	<u>401</u>	<u>267</u>
Bowling Green State University	460	408	247	161	52	40	12
Case Institute of Technology	255	234	189	45	21	11	10
Kent State University	278	224	160	64	54	23	31
Miami University (Ohio)	445	404	331	73	41	19	22
Ohio State University	2,373	2,207	1,398	809	166	104	62
Ohio University	511	448	312	136	63	41	22
Ohio Wesleyan University	722	560	410	150	162	85	77
Akron, University of	621	560	345	215	61	40	21
Cincinnati, University of	360	312	229	83	48	38	10
<u>OKLAHOMA - TOTAL</u>	<u>4,307</u>	<u>3,958</u>	<u>2,487</u>	<u>1,471</u>	<u>349</u>	<u>181</u>	<u>168</u>
Oklahoma State University	2,500	2,339	1,475	864	161	86	75
Oklahoma, University	1,533	1,400	870	530	133	70	63
Tulsa, University of	274	219	142	77	55	25	30
<u>OREGON - TOTAL</u>	<u>1,124</u>	<u>941</u>	<u>626</u>	<u>315</u>	<u>183</u>	<u>104</u>	<u>79</u>
Oregon State University	320	260	169	91	60	36	24
Oregon, University of	260	220	177	43	40	22	18
Portland, University of	460	402	238	164	58	36	22
Willamette University	84	59	42	17	25	10	15
<u>PENNSYLVANIA - TOTAL</u>	<u>5,034</u>	<u>4,499</u>	<u>2,487</u>	<u>2,012</u>	<u>535</u>	<u>334</u>	<u>201</u>
Duquesne University	375	339	198	141	36	22	14
Gettysburg College	256	211	105	106	45	27	18
Lehigh University	247	220	162	58	27	18	9
Penn State University	2,124	1,946	947	999	178	132	46
Pittsburgh, University of	275	251	142	109	24	13	11
Allegheny College	495	420	216	204	75	38	37
Franklin and Marshall College	124	107	74	33	17	4	13
Grove City College	661	582	297	285	79	48	31
St Joseph's College	477	423	346	77	54	32	22
<u>RHODE ISLAND - TOTAL</u>	<u>72</u>	<u>57</u>	<u>40</u>	<u>17</u>	<u>15</u>	<u>11</u>	<u>4</u>
Brown University	72	57	40	17	15	11	4
<u>SOUTH CAROLINA - TOTAL</u>	<u>2,062</u>	<u>1,672</u>	<u>976</u>	<u>696</u>	<u>390</u>	<u>181</u>	<u>209</u>
The Citadel	594	431	242	189	163	66	97
Clemson Agricultural College	626	517	286	231	109	63	46
South Carolina, University of	842	724	448	276	118	52	66
<u>SOUTH DAKOTA - TOTAL</u>	<u>657</u>	<u>591</u>	<u>373</u>	<u>218</u>	<u>66</u>	<u>38</u>	<u>28</u>
South Dakota State College	657	591	373	218	66	38	28
<u>TENNESSEE - TOTAL</u>	<u>4,137</u>	<u>3,941</u>	<u>2,584</u>	<u>1,357</u>	<u>196</u>	<u>114</u>	<u>82</u>
Memphis State University	1,653	1,589	963	626	64	42	22
Tennessee A and I State University	1,266	1,235	813	422	31	14	17
South, University of the	181	159	102	57	22	13	9
Tennessee, University of	1,037	958	706	252	79	45	34
<u>TEXAS - TOTAL</u>	<u>3,767</u>	<u>3,095</u>	<u>1,931</u>	<u>1,164</u>	<u>672</u>	<u>373</u>	<u>299</u>
Texas A and M College	1,395	1,149	707	442	246	144	102
Baylor University	241	207	114	93	34	16	18
Southern Methodist University	229	200	160	40	29	13	16
Texas Technological College	745	636	386	250	109	60	49
Texas, University of	283	212	116	96	71	39	32
East Texas State College	165	139	105	34	26	14	12

TABLE 215 - AIR FORCE RESERVE OFFICER TRAINING CORPS (AFROTC) CADET ENROLLMENT BY INSTITUTION, BY YEAR OF COURSE, BY STATE OR US POSSESSION - FY 1963 (CONTINUED)

INSTITUTION BY STATE OR US POSSESSION	TOTAL	BASIC			ADVANCED		
		Total	First Year	Second Year	Total	First Year	Second Year
AS OF 31 OCTOBER 1962 (Continued)							
<u>TEXAS (Continued)</u>							
North Texas State University	318	262	158	104	56	32	24
Southwest Texas State College	164	116	68	48	48	28	20
Texas Christian University	227	174	117	57	53	27	26
<u>UTAH - TOTAL</u>	<u>881</u>	<u>717</u>	<u>522</u>	<u>195</u>	<u>164</u>	<u>81</u>	<u>83</u>
Utah, University of	138	106	83	23	32	15	17
Brigham Young University	385	295	216	79	90	50	40
Utah State University	358	316	223	93	42	16	26
<u>VERMONT - TOTAL</u>	<u>613</u>	<u>546</u>	<u>285</u>	<u>261</u>	<u>67</u>	<u>40</u>	<u>27</u>
St Michael's College	613	546	285	261	67	40	27
Vermont, University of	-	-	-	-	-	-	-
<u>VIRGINIA - TOTAL</u>	<u>1,508</u>	<u>1,231</u>	<u>745</u>	<u>486</u>	<u>277</u>	<u>148</u>	<u>129</u>
Virginia Polytechnic Institute	1,043	868	527	341	175	95	80
Virginia Military Institute	207	143	74	69	64	32	32
Virginia, University of	258	220	144	76	38	21	17
<u>WASHINGTON - TOTAL</u>	<u>1,648</u>	<u>1,418</u>	<u>1,001</u>	<u>417</u>	<u>230</u>	<u>130</u>	<u>100</u>
Central Washington State College	624	595	451	144	29	11	18
Puget Sound, University of	105	82	51	31	23	9	14
Washington State University	428	360	239	121	68	42	26
Washington, University of	491	381	260	121	110	68	42
<u>WEST VIRGINIA - TOTAL</u>	<u>1,230</u>	<u>1,160</u>	<u>686</u>	<u>474</u>	<u>70</u>	<u>43</u>	<u>27</u>
West Virginia University	1,003	949	584	365	54	31	23
Davis and Elkins College	227	211	102	109	16	12	4
<u>WISCONSIN - TOTAL</u>	<u>840</u>	<u>717</u>	<u>566</u>	<u>151</u>	<u>123</u>	<u>68</u>	<u>55</u>
Wisconsin, University of	426	340	237	103	86	47	39
Wisconsin State College	334	313	278	35	21	11	10
Lawrence College	80	64	51	13	16	10	6
<u>WYOMING - TOTAL</u>	<u>753</u>	<u>691</u>	<u>470</u>	<u>221</u>	<u>62</u>	<u>40</u>	<u>22</u>
Wyoming, University of	753	691	470	221	62	40	22
<u>US POSSESSION - TOTAL</u>	<u>323</u>	<u>293</u>	<u>181</u>	<u>112</u>	<u>30</u>	<u>14</u>	<u>16</u>
<u>PUERTO RICO - TOTAL</u>	<u>323</u>	<u>293</u>	<u>181</u>	<u>112</u>	<u>30</u>	<u>14</u>	<u>16</u>
Puerto Rico, University of	323	293	181	112	30	14	16
AS OF 31 MAY 1963							
<u>TOTAL</u>	<u>83,986</u>	<u>73,919</u>	<u>45,307</u>	<u>28,612</u>	<u>10,067</u>	<u>6,123</u>	<u>3,944</u>
<u>UNITED STATES - TOTAL</u>	<u>83,762</u>	<u>73,717</u>	<u>45,194</u>	<u>28,523</u>	<u>10,045</u>	<u>6,108</u>	<u>3,937</u>
<u>ALABAMA - TOTAL</u>	<u>2,714</u>	<u>2,468</u>	<u>1,288</u>	<u>1,180</u>	<u>246</u>	<u>155</u>	<u>91</u>
Auburn University	1,126	1,010	462	548	116	66	50
Alabama, University of	1,261	1,163	649	514	98	62	36
Tuskegee Institute	327	295	177	118	32	27	5
<u>ARIZONA - TOTAL</u>	<u>2,634</u>	<u>2,534</u>	<u>1,564</u>	<u>970</u>	<u>100</u>	<u>72</u>	<u>28</u>
Arizona, University of	1,260	1,210	752	458	50	31	19
Arizona State University	1,374	1,324	812	512	50	41	9

TABLE 215 - AIR FORCE RESERVE OFFICER TRAINING CORPS (AFROTC) CADET ENROLLMENT BY INSTITUTION, BY YEAR OF COURSE, BY STATE OR US POSSESSION - FY 1963 (CONTINUED)

INSTITUTION BY STATE OR US POSSESSION	TOTAL	BASIC			ADVANCED		
		Total	First Year	Second Year	Total	First Year	Second Year
AS OF 31 MAY 1963 (Continued)							
<u>ARKANSAS - TOTAL</u>	<u>836</u>	<u>773</u>	<u>459</u>	<u>314</u>	<u>63</u>	<u>42</u>	<u>21</u>
Arkansas, University of	836	773	459	314	63	42	21
<u>CALIFORNIA - TOTAL</u>	<u>2,067</u>	<u>1,609</u>	<u>991</u>	<u>618</u>	<u>458</u>	<u>255</u>	<u>203</u>
Fresno State College	113	85	54	31	28	14	14
Loyola, University of	631	573	353	220	58	40	18
San Jose State College	204	144	90	54	60	28	32
Stanford University	104	73	42	31	31	14	17
University of California of Los Angeles	150	98	47	51	52	28	24
Southern California, University of . .	134	109	76	33	25	12	13
California Institute of Technology . .	49	42	22	20	7	5	2
Occidental College	64	44	27	17	20	8	12
San Diego State College	250	187	126	61	63	33	30
San Francisco State College	140	105	67	38	35	24	11
California, University of Berkeley . . .	228	149	87	62	79	49	30
<u>COLORADO - TOTAL</u>	<u>1,195</u>	<u>1,000</u>	<u>630</u>	<u>370</u>	<u>195</u>	<u>130</u>	<u>65</u>
Colorado State University	411	312	190	122	99	64	35
Colorado State College	535	495	308	187	40	26	14
Colorado, University of	249	193	132	61	56	40	16
<u>CONNECTICUT - TOTAL</u>	<u>447</u>	<u>331</u>	<u>159</u>	<u>172</u>	<u>116</u>	<u>68</u>	<u>48</u>
Trinity College	139	99	57	42	40	28	14
Connecticut, University of	308	232	102	130	76	42	34
<u>DISTRICT OF COLUMBIA - TOTAL</u>	<u>1,237</u>	<u>1,041</u>	<u>618</u>	<u>423</u>	<u>196</u>	<u>128</u>	<u>68</u>
Georgetown University	220	176	114	62	44	32	12
Howard University	620	554	323	231	66	43	23
Catholic University of America	237	188	120	68	49	33	16
George Washington University	160	123	61	62	37	20	17
<u>FLORIDA - TOTAL</u>	<u>2,635</u>	<u>2,391</u>	<u>1,335</u>	<u>1,056</u>	<u>244</u>	<u>189</u>	<u>55</u>
Florida State University	876	787	405	382	89	78	11
Florida, University of	1,497	1,402	812	590	95	80	15
Miami, University of	262	202	118	84	60	31	29
<u>GEORGIA - TOTAL</u>	<u>1,756</u>	<u>1,539</u>	<u>891</u>	<u>648</u>	<u>217</u>	<u>128</u>	<u>89</u>
Georgia, University of	764	686	425	261	78	52	26
Georgia Institute of Technology	859	720	396	324	139	76	63
Emory University	133	133	70	63	-	-	-
<u>HAWAII - TOTAL</u>	<u>890</u>	<u>832</u>	<u>533</u>	<u>299</u>	<u>58</u>	<u>40</u>	<u>18</u>
Hawaii, University of	890	832	533	299	58	40	18
<u>IDAHO - TOTAL</u>	<u>458</u>	<u>422</u>	<u>234</u>	<u>188</u>	<u>36</u>	<u>20</u>	<u>16</u>
Idaho, University of	458	422	234	188	36	20	16
<u>ILLINOIS - TOTAL</u>	<u>4,873</u>	<u>4,548</u>	<u>2,862</u>	<u>1,686</u>	<u>325</u>	<u>183</u>	<u>142</u>
Bradley University	219	167	120	47	52	31	21
Illinois, University of	2,213	2,066	1,242	824	147	86	61
Illinois Institute of Technology	95	76	55	21	19	10	9
Southern Illinois University	2,346	2,239	1,445	794	107	56	51
<u>INDIANA - TOTAL</u>	<u>4,055</u>	<u>3,607</u>	<u>2,227</u>	<u>1,380</u>	<u>448</u>	<u>253</u>	<u>195</u>
Butler University	153	128	79	49	25	13	12
Indiana, University of	1,074	1,017	669	348	57	38	19
Purdue University	1,989	1,853	1,048	805	136	77	59
Notre Dame, University of	268	190	124	66	78	31	47
Ball State Teachers College	293	220	157	63	73	45	28
DePauw University	126	92	49	43	34	19	15

TABLE 215 - AIR FORCE RESERVE OFFICER TRAINING CORPS (AFROTC) CADET ENROLLMENT BY INSTITUTION, BY YEAR OF COURSE, BY STATE OR US POSSESSION - FY 1963 (CONTINUED)

INSTITUTION BY STATE OR US POSSESSION	TOTAL	BASIC			ADVANCED		
		Total	First Year	Second Year	Total	First Year	Second Year
31 MAY 1963 (Continued)							
<u>INDIANA (Continued)</u>							
Evansville College	152	107	101	6	45	30	15
<u>IOWA - TOTAL</u>	<u>1,512</u>	<u>1,261</u>	<u>954</u>	<u>307</u>	<u>251</u>	<u>145</u>	<u>106</u>
Coe College	270	237	138	99	33	17	16
Iowa State University of Sc & Tech. . .	269	226	183	43	43	34	9
Iowa State University & Grinnell College	636	568	454	114	68	41	27
Drake University	337	230	179	51	107	53	54
<u>KANSAS - TOTAL</u>	<u>1,465</u>	<u>1,257</u>	<u>820</u>	<u>437</u>	<u>208</u>	<u>113</u>	<u>95</u>
Kansas State University	915	830	551	279	85	56	29
Wichita, University of	256	220	140	80	36	18	18
Kansas, University of	171	116	69	47	55	22	33
Washburn University of Topeka	123	91	60	31	32	17	15
<u>KENTUCKY - TOTAL</u>	<u>1,128</u>	<u>1,002</u>	<u>636</u>	<u>366</u>	<u>126</u>	<u>68</u>	<u>58</u>
Kentucky, University of	960	892	567	325	68	36	32
Louisville, University of	168	110	69	41	58	32	26
<u>LOUISIANA - TOTAL</u>	<u>2,012</u>	<u>1,730</u>	<u>1,032</u>	<u>698</u>	<u>282</u>	<u>173</u>	<u>109</u>
Louisiana Polytechnic Institute . . .	375	295	194	101	80	46	34
Louisiana State University and A&M. . .	1,126	1,011	609	402	115	77	38
Southwestern Louisiana Institute. . . .	355	305	156	149	50	23	27
Tulane University	156	119	73	46	37	27	10
<u>MAINE - TOTAL</u>	<u>127</u>	<u>91</u>	<u>50</u>	<u>41</u>	<u>36</u>	<u>19</u>	<u>17</u>
Colby College	127	91	50	41	36	19	17
<u>MARYLAND - TOTAL</u>	<u>2,704</u>	<u>2,537</u>	<u>2,250</u>	<u>287</u>	<u>167</u>	<u>101</u>	<u>66</u>
Maryland, University of	2,704	2,537	2,250	287	167	101	66
<u>MASSACHUSETTS - TOTAL</u>	<u>2,161</u>	<u>1,911</u>	<u>1,110</u>	<u>801</u>	<u>250</u>	<u>149</u>	<u>101</u>
Holy Cross College	146	103	74	29	43	22	21
Lowell Tech Institute	591	540	311	229	51	35	16
Tufts University	140	107	58	49	33	12	21
Boston University	173	125	77	48	48	32	16
Harvard University	56	39	30	9	17	10	7
Massachusetts Institute of Technology .	65	56	34	22	9	8	1
Massachusetts, University of	990	941	526	415	49	30	19
<u>MICHIGAN - TOTAL</u>	<u>1,510</u>	<u>1,269</u>	<u>543</u>	<u>726</u>	<u>241</u>	<u>127</u>	<u>114</u>
Michigan State University	779	692	170	522	87	55	32
Detroit, University of	370	313	203	110	57	31	26
Michigan, University of	188	131	85	46	57	19	38
Michigan College of M and T	173	133	85	48	40	22	18
<u>MINNESOTA - TOTAL</u>	<u>943</u>	<u>785</u>	<u>577</u>	<u>208</u>	<u>158</u>	<u>90</u>	<u>68</u>
St Olaf College	98	77	43	34	21	14	7
St Thomas, College of	478	433	346	87	45	22	23
Minnesota, University of (Minneapolis)	242	178	129	49	64	42	22
Minnesota, University of (Duluth) . . .	125	97	59	38	28	12	16
<u>MISSISSIPPI - TOTAL</u>	<u>1,348</u>	<u>1,254</u>	<u>739</u>	<u>515</u>	<u>94</u>	<u>66</u>	<u>28</u>
Mississippi State University	782	728	444	284	54	37	17
Mississippi, University of	566	526	295	231	40	29	11
<u>MISSOURI - TOTAL</u>	<u>2,380</u>	<u>2,145</u>	<u>1,197</u>	<u>948</u>	<u>235</u>	<u>129</u>	<u>106</u>
St Louis University	1,285	1,147	638	509	138	72	66
Missouri, University of	936	864	473	391	72	43	29

TABLE 215 - AIR FORCE RESERVE OFFICER TRAINING CORPS (AFROTC) CADET ENROLLMENT BY INSTITUTION, BY YEAR OF COURSE, BY STATE OR US POSSESSION - FY 1963 (CONTINUED)

INSTITUTION BY STATE OR US POSSESSION	TOTAL	BASIC			ADVANCED		
		Total	First Year	Second Year	Total	First Year	Second Year
31 MAY 1963 (Continued)							
<u>MISSOURI (Continued)</u>							
Washington University of Missouri	159	134	86	48	25	14	11
<u>MONTANA - TOTAL</u>	964	859	523	336	105	67	38
Montana State College	486	421	266	155	65	38	27
Montana State University	478	438	257	181	40	29	11
<u>NEBRASKA - TOTAL</u>	1,420	1,293	816	477	127	84	43
Nebraska, University of	1,089	996	608	388	93	68	25
Omaha, University of	331	297	208	89	34	16	18
<u>NEW HAMPSHIRE - TOTAL</u>	616	519	277	242	97	62	35
New Hampshire, University of	544	463	242	221	81	51	30
Dartmouth College	72	56	35	21	16	11	5
<u>NEW JERSEY - TOTAL</u>	1,202	908	502	406	294	187	107
Rutgers University	565	442	221	221	123	71	52
Newark College of Engineering	389	264	136	128	125	88	37
Stevens Institute of Technology	154	131	88	43	23	16	7
Princeton University	94	71	57	14	23	12	11
<u>NEW MEXICO - TOTAL</u>	575	502	315	187	73	50	23
New Mexico State University	473	431	271	160	42	32	10
New Mexico, University of	102	71	44	27	31	18	13
<u>NEW YORK - TOTAL</u>	4,204	3,658	2,315	1,343	546	322	224
Colgate University	76	57	33	24	19	10	9
Cornell University	184	132	92	40	52	21	31
Fordham University	169	123	83	40	46	29	17
New York University	212	154	84	70	58	29	29
Syracuse University	356	305	205	100	51	31	20
Union College	197	154	104	50	43	31	12
Rensselaer Polytechnic Institute	298	261	158	103	37	26	11
Brooklyn College	84	64	33	31	20	9	11
Manhattan College	702	600	323	277	102	60	42
Hobart College	527	484	276	208	43	27	16
Buffalo, University of	1,314	1,267	892	375	47	30	17
Rochester, University of	85	57	32	25	28	19	9
<u>NORTH CAROLINA - TOTAL</u>	2,284	1,960	1,099	870	324	183	141
Duke University	123	96	53	43	27	13	14
North Carolina, University of	256	187	138	49	69	39	30
North Carolina State College of A and T	1,191	1,028	540	488	163	100	63
East Carolina College	191	163	108	55	28	10	18
North Carolina College of A and T	523	486	251	235	37	21	16
<u>NORTH DAKOTA - TOTAL</u>	904	851	519	332	53	37	16
North Dakota State University	519	498	315	183	21	16	5
North Dakota, University of	385	353	204	149	32	21	11
<u>OHIO - TOTAL</u>	4,885	4,233	2,734	1,499	652	401	251
Bowling Green State University	369	321	186	135	48	38	10
Case Institute of Technology	137	118	90	28	19	9	10
Kent State University	219	166	115	51	53	27	26
Miami University (Ohio)	422	369	281	88	53	27	26
Ohio State University	1,826	1,680	1,013	667	146	93	53
Ohio University	419	361	250	111	58	39	19
Ohio Wesleyan University	637	476	331	145	161	88	73
Akron, University of	586	526	317	209	60	39	21
Cincinnati, University of	270	216	151	65	54	41	13

TABLE 215 - AIR FORCE RESERVE OFFICER TRAINING CORPS (AFROTC) CADET ENROLLMENT BY INSTITUTION, BY YEAR OF COURSE, BY STATE OR US POSSESSION - FY 1963 (CONTINUED)

INSTITUTION BY STATE OR US POSSESSION	TOTAL	BASIC			ADVANCED		
		Total	First Year	Second Year	Total	First Year	Second Year
31 MAY 1963 (Continued)							
<u>OKLAHOMA - TOTAL</u>	<u>3,675</u>	<u>3,401</u>	<u>2,105</u>	<u>1,296</u>	<u>274</u>	<u>177</u>	<u>97</u>
Oklahoma State University	2,095	1,987	1,259	728	108	76	32
Oklahoma, University of	1,355	1,240	738	502	115	79	36
Tulsa, University of	225	174	108	66	51	22	29
<u>OREGON - TOTAL</u>	<u>803</u>	<u>633</u>	<u>374</u>	<u>259</u>	<u>170</u>	<u>103</u>	<u>67</u>
Oregon State University	204	153	78	75	51	33	18
Oregon, University of	123	86	63	23	37	22	15
Portland, University of	390	333	191	142	57	36	21
Willamette University	86	61	42	19	25	12	13
<u>PENNSYLVANIA - TOTAL</u>	<u>4,319</u>	<u>3,837</u>	<u>2,044</u>	<u>1,793</u>	<u>482</u>	<u>303</u>	<u>179</u>
Duquesne University	364	335	185	150	29	22	7
Gettysburg College	238	195	92	103	43	25	18
Lehigh University	193	167	117	50	26	18	8
Penn State University	1,951	1,802	892	910	149	103	46
Pittsburgh, University of	173	152	117	35	21	16	5
Allegheny College	444	378	200	178	66	33	33
Franklin and Marshall College	117	100	67	33	17	4	13
Grove City College	635	556	273	283	79	50	29
St Joseph's College	204	152	101	51	52	32	20
<u>RHODE ISLAND - TOTAL</u>	<u>54</u>	<u>35</u>	<u>28</u>	<u>7</u>	<u>19</u>	<u>15</u>	<u>4</u>
Brown University	54	35	28	7	19	15	4
<u>SOUTH CAROLINA - TOTAL</u>	<u>1,790</u>	<u>1,399</u>	<u>823</u>	<u>576</u>	<u>391</u>	<u>210</u>	<u>181</u>
The Citadel	589	396	213	183	193	88	105
Clemson Agricultural College	566	456	252	204	110	62	48
South Carolina, University of	635	547	358	189	88	60	28
<u>SOUTH DAKOTA - TOTAL</u>	<u>532</u>	<u>472</u>	<u>284</u>	<u>188</u>	<u>60</u>	<u>37</u>	<u>23</u>
South Dakota State College	532	472	284	188	60	37	23
<u>TENNESSEE - TOTAL</u>	<u>3,457</u>	<u>3,277</u>	<u>2,028</u>	<u>1,249</u>	<u>180</u>	<u>107</u>	<u>73</u>
Memphis State University	1,422	1,359	827	532	63	44	19
Tennessee A and I State University	1,108	1,089	682	407	19	8	11
South, University of the	145	123	72	51	22	13	9
Tennessee, University of	782	706	447	259	76	42	34
<u>TEXAS - TOTAL</u>	<u>3,001</u>	<u>2,436</u>	<u>1,478</u>	<u>958</u>	<u>565</u>	<u>380</u>	<u>185</u>
Texas A and M College	1,027	837	499	338	190	146	44
Baylor University	224	193	116	77	31	23	8
Southern Methodist University	235	211	149	62	24	11	13
Texas Technological College	603	502	288	214	101	55	46
Texas, University of	233	164	82	82	69	40	29
East Texas State College	120	99	68	31	21	13	8
North Texas State University	214	164	96	68	50	35	15
Southwest Texas State College	136	100	64	36	36	29	7
Texas Christian University	209	166	116	50	43	28	15
<u>UTAH - TOTAL</u>	<u>687</u>	<u>539</u>	<u>379</u>	<u>160</u>	<u>148</u>	<u>95</u>	<u>53</u>
Utah, University of	126	92	64	28	34	19	15
Brigham Young University	340	267	204	63	73	57	16
Utah State University	221	180	111	69	41	19	22
<u>VERMONT - TOTAL</u>	<u>563</u>	<u>499</u>	<u>260</u>	<u>239</u>	<u>64</u>	<u>39</u>	<u>25</u>
St Michael's College	563	499	260	239	64	39	25

TABLE 215 - AIR FORCE RESERVE OFFICER TRAINING CORPS (AFROTC) CADET ENROLLMENT BY INSTITUTION, BY YEAR OF COURSE, BY STATE OR US POSSESSION - FY 1963 (CONTINUED)

INSTITUTION BY STATE OR US POSSESSION	TOTAL	BASIC			ADVANCED		
		Total	First Year	Second Year	Total	First Year	Second Year
31 MAY 1963 (Continued)							
<u>VIRGINIA - TOTAL</u>	<u>1,239</u>	<u>986</u>	<u>552</u>	<u>434</u>	<u>253</u>	<u>144</u>	<u>109</u>
Virginia Polytechnic Institute	826	672	373	299	154	92	62
Virginia Military Institute.	204	141	68	73	63	33	30
Virginia, University of	209	173	111	62	36	19	17
<u>WASHINGTON - TOTAL</u>	<u>1,104</u>	<u>910</u>	<u>600</u>	<u>310</u>	<u>194</u>	<u>116</u>	<u>78</u>
Central Washington College	490	460	296	164	30	16	14
University of Puget Sound.	77	58	34	24	19	12	7
Washington State University.	277	220	159	61	57	38	19
Washington, University of.	260	172	111	61	88	50	38
<u>WEST VIRGINIA - TOTAL</u>	<u>1,122</u>	<u>1,051</u>	<u>630</u>	<u>421</u>	<u>71</u>	<u>43</u>	<u>28</u>
West Virginia, University of	914	859	533	326	55	32	23
Davis and Elkins College	208	192	97	95	16	11	5
<u>WISCONSIN - TOTAL</u>	<u>632</u>	<u>524</u>	<u>413</u>	<u>111</u>	<u>108</u>	<u>68</u>	<u>40</u>
Wisconsin, University of	304	228	152	76	76	46	30
Wisconsin State College.	271	256	230	26	15	11	4
Lawrence College	57	40	31	9	17	11	6
<u>WYOMING - TOTAL</u>	<u>643</u>	<u>598</u>	<u>406</u>	<u>192</u>	<u>45</u>	<u>35</u>	<u>10</u>
Wyoming, University of	643	598	406	192	45	35	10
<u>US POSSESSION - TOTAL</u>	<u>224</u>	<u>202</u>	<u>113</u>	<u>89</u>	<u>22</u>	<u>15</u>	<u>7</u>
<u>PUERTO RICO - TOTAL</u>	<u>224</u>	<u>202</u>	<u>113</u>	<u>89</u>	<u>22</u>	<u>15</u>	<u>7</u>
Puerto Rico, University of	224	202	113	89	22	15	7

Source: Data Applications Division, Data Services Center, Comptroller of the Air Force

TABLE 216 - AIR FORCE RESERVE OFFICER TRAINING CORPS (AFROTC) CADET ENROLLMENT BY CATEGORY, UNITED STATES, AND POSSESSIONS - AS OF OCT 1962 AND MAY 1963

(See Definitions preceding this section for meaning of abbreviations in captions)

COURSES AND MONTH OF ENROLLMENT	TOTAL	CATE- GORY I-P	CATE- GORY I-N	CATE- GORY II	CATE- GORY III	CATE- GORY IV	CATE- GORY V	CATE- GORY UND
<u>OCTOBER ENROLLMENT - TOTAL</u>	<u>102,339</u>							
<u>BASIC - TOTAL</u>	<u>91,369</u>							
Air Science I	57,574							
Air Science II	33,795							
<u>ADVANCE III AND IV - TOTAL</u>	<u>10,970</u>	<u>3,838</u>	<u>832</u>	<u>2,661</u>	<u>3,569</u>	<u>70</u>	-	-
Air Science III	6,235	2,030	504	1,564	2,102	35	-	-
Air Science IV	4,735	1,808	328	1,097	1,467	35	-	-
<u>MAY ENROLLMENT - TOTAL</u>	<u>83,986</u>							
<u>BASIC - TOTAL</u>	<u>73,919</u>							
Air Science I	45,307							
Air Science II	28,612							
<u>ADVANCED III AND IV - TOTAL</u>	<u>10,067</u>	<u>3,401</u>	<u>773</u>	<u>2,396</u>	<u>3,440</u>	<u>57</u>	-	-
Air Science III	6,123	1,986	499	1,468	2,140	30	-	-
Air Science IV	3,944	1,415	274	928	1,300	27	-	-

Source: Data Applications Division, Data Services Center, Comptroller of the Air Force

TABLE 217 - AIR FORCE RESERVE OFFICERS TRAINING CORPS (AFROTC) COMMISSIONS GRANTED, UNITED STATES, AND POSSESSIONS, BY QUARTER - FY 1963

COMMISSIONED	TOTAL	FIRST QUARTER	SECOND QUARTER	THIRD QUARTER	FOURTH QUARTER
DURING FY 1963	3,393	657	144	432	2,160

Source: Data Applications Division, Data Services Center, Comptroller of the Air Force

Fiscal



PART XIII



FISCAL

INTRODUCTION

This section reflects the funding operations of the various Air Force appropriations and/or funds with the respective major programs for the fiscal years indicated in the title of each table.

DEFINITIONS

APPROPRIATION - An authorization by an Act of Congress to incur obligations for specified purposes and to make payments therefor out of the Treasury.

APPROPRIATION ACCOUNT - An account established to make amounts available for obligation and expenditure from the Treasury. In Budget-Treasury Regulation 1, appropriation accounts include not only accounts to which money is appropriated, but also revolving funds, working funds, trust funds, etc. Appropriation accounts do not include official deposit funds.

APPROPRIATION REIMBURSEMENT - Consists of earnings or collections for commodities, work, or services furnished or to be furnished between appropriations or to an individual, firm or corporation to be credited to an appropriation account.

BUDGET PROGRAM - A subdivision established under an appropriation to identify a significant segment of Air Force operations.

EXPENDITURE - The amount of liability incurred for goods and services received or assets acquired for which payment has been made. Synonymous with disbursements less expenditure refunds.

FUND - A sum of money or other resources, usually segregated, to be expended or used for specified purposes.

OBLIGATION - The amount of an order placed, contract awarded, or service received, or any transaction which establishes a legal requirement for the ultimate disbursement of funds.

OBLIGATIONS INCURRED - Amounts of orders placed, contracts awarded, services received, and similar transactions during a given period requiring future payment of money.

PROGRAM YEAR - A concept of accounting for funds, obligations, and expenditures under a no year appropriation by identification of transactions in fiscal year segments identified by the fiscal year in which individual items were planned for obligation, without regard to the fiscal year in which the transactions were actually accomplished.

PROJECT ACCOUNT CLASSIFICATION - In appropriation and fund accounting an approved system of subdivision of an appropriation or fund for administrative use.

UNLIQUIDATED OBLIGATION - An obligation incurred for which payment has not been made.

UNOBLIGATED BALANCE - That portion of an authorization which has not been obligated.

TABLE 218 - DEPARTMENT OF THE AIR FORCE - STATUS OF GROSS UNLIQUIDATED OBLIGATIONS - AT BEGINNING AND END OF FY 1963

(Figures are in thousands of dollars and do not necessarily add to totals due to rounding. Figures in parentheses denote minus amounts.)

APPROPRIATION	UNLIQUIDATED OBLIGATIONS 1 JUL 1962	GROSS OBLIGATIONS DURING FY 1963	OBLIGATIONS AVAILABLE FOR LIQUIDATION	LESS GROSS EXPENDITURES DURING FY 1963	TRANSFER OF UNLIQUIDATED OBLIGATIONS TO "M" ACCOUNTS	UNLIQUIDATED OBLIGATIONS CARRIED FORWARD INTO FY 1964
<u>ALL APPROPRIATIONS - TOTAL</u>	\$ 8,112,647	\$ 21,159,124	\$ 29,271,771	\$ 21,740,460	\$ -	\$ 7,531,311
<u>Military Personnel - Total</u>	149,571	4,088,246	4,237,817	4,135,613	-	102,204
"M" Account - Prior Years	6,340	(225)	6,115	3,590	28	2,553
FY 1958	701	(786)	(85)	12	-	(97)
FY 1959	1,332	(1,271)	61	199	-	(138)
FY 1961	8,823	(7,288)	1,535	1,507	(28)	-
FY 1962	132,375	(36,421)	95,954	90,125	-	5,828
FY 1963	-	4,134,236	4,134,236	4,040,179	-	94,058
<u>Reserve Personnel - Total</u>	6,453	48,575	55,028	48,620	-	6,408
"M" Account - Prior Years	3	106	109	100	-	8
FY 1961	7	54	61	61	-	-
FY 1962	6,443	(153)	6,290	6,283	-	7
FY 1963	-	48,568	48,568	42,175	-	6,393
<u>National Guard Personnel - Total</u>	9,303	47,301	56,604	45,472	-	11,133
"M" Account - Prior Years	35	3	38	5	7	39
FY 1961	69	(139)	(70)	(76)	(7)	-
FY 1962	9,199	(1,970)	7,229	7,194	-	34
FY 1963	-	49,407	49,407	38,348	-	11,060
<u>Operation and Maintenance, Air Force - Total</u>	903,792	4,777,797	5,681,589	4,867,022	-	814,568
"M" Account - Prior Years	47,411	45,191	92,602	66,464	24,905	51,043
FY 1961	64,061	(17,118)	46,943	22,038	(24,905)	-
FY 1962	792,321	(11,629)	780,692	693,989	-	86,703
FY 1963	-	4,761,352	4,761,352	4,084,531	-	676,822
<u>Operation and Maintenance, Air National Guard - Total</u>	26,915	194,603	221,518	194,457	-	27,061
"M" Account - Prior Years	71	(8)	63	50	5	18
FY 1961	770	(458)	312	307	(5)	-
FY 1962	26,074	(223)	25,851	25,597	-	254
FY 1963	-	195,291	195,291	168,503	-	26,788
<u>Operation and Maintenance, Alaska Communication System - Total</u>	-	6,706	6,706	5,839	-	867
FY 1963	-	6,706	6,706	5,839	-	867
<u>Aircraft Procurement - Total ^{B/}</u>	2,947,874	3,693,966	6,641,840	3,987,662	-	2,654,177
FY 1960	288,942	(131,373)	157,569	81,719	-	75,850
FY 1961	786,928	93,536	880,464	666,489	-	213,975
FY 1962	1,876,963	852,452	2,729,455	2,040,643	-	688,812
FY 1963	-	2,879,310	2,879,310	1,199,191	-	1,680,119
Undistributed	(4,959)	-	(4,959)	(378)	-	(4,581)

<u>Missile Procurement - Total</u>	<u>1,258,942</u>	<u>2,520,673</u>	<u>3,779,615</u>	<u>2,754,044</u>	-	<u>1,025,571</u>
FY 1960	122,926	(23,234)	99,692	73,325	-	26,368
FY 1961	235,330	13,303	248,633	182,254	-	66,380
FY 1962	912,652	152,038	1,064,690	918,035	-	146,655
FY 1963	-	2,378,609	2,378,609	1,585,316	-	793,292
Appropriation Transfer Account	70	(43)	27	27	-	-
Undistributed	(12,036)	-	(12,036)	(4,913)	-	(7,124)
<u>Other Procurement - Total</u>	<u>1,122,004</u>	<u>1,108,895</u>	<u>2,230,899</u>	<u>1,330,214</u>	-	<u>900,685</u>
FY 1960	96,763	(4,503)	92,260	66,702	-	25,559
FY 1961	285,724	24,033	309,757	226,380	-	83,377
FY 1962	740,663	296,175	1,036,838	769,368	-	267,470
FY 1963	-	793,181	793,181	267,895	-	525,286
Appropriation Transfer Account	192	9	201	78	-	123
Undistributed	(1,339)	-	(1,339)	(210)	-	(1,129)
<u>Aircraft, Missiles and Related Procurement - Total</u>	<u>49,951</u>	<u>(7,365)</u>	<u>42,586</u>	<u>18,327</u>	<u>(24,259)</u>	-
Liquidation Account	2,325	1,083	3,408	3,275	(133)	-
FY 1956	4,590	2,421	7,011	4,936	(2,075)	-
FY 1957	6,415	(2,818)	3,597	1,877	(1,720)	-
FY 1958	9,205	(1,139)	8,066	1,846	(6,220)	-
FY 1959	45,437	(6,913)	38,524	24,673	(13,851)	-
Undistributed	(18,020)	-	(18,020)	(18,280)	(260)	-
<u>Procurement Other Than Aircraft and Missiles - Total</u>	<u>26,785</u>	<u>(3,222)</u>	<u>23,563</u>	<u>6,350</u>	<u>(17,213)</u>	-
Liquidation Account	(1,025)	95	(930)	299	(1,229)	-
FY 1956	874	(323)	551	469	(82)	-
FY 1957	5,255	127	5,382	4,494	(888)	-
FY 1958	8,015	(2,226)	5,789	2,878	(2,911)	-
FY 1959	45,689	(895)	44,794	29,147	(15,647)	-
Undistributed	(32,023)	-	(32,023)	(30,937)	1,087	-
<u>Research, Development, Test and Evaluation - Total</u>	<u>1,112,660</u>	<u>4,025,147</u>	<u>5,137,807</u>	<u>3,604,179</u>	-	<u>1,533,629</u>
Liquidation Account	316	(134)	182	155	-	26
FY 1956-1960	43,129	(2,076)	41,053	24,214	-	16,839
FY 1961	116,192	2,550	118,742	94,468	-	24,274
FY 1962	978,008	143,416	1,121,424	996,052	-	125,372
FY 1963	-	3,881,391	3,881,391	2,504,594	-	1,376,797
Undistributed	(24,984)	-	(24,984)	(15,304)	-	(9,680)
<u>Military Construction, Air Force - Total</u>	<u>480,657</u>	<u>635,503</u>	<u>1,116,160</u>	<u>716,113</u>	-	<u>400,046</u>
FY 1962 and Prior Years	470,268	131,927	602,195	496,126	-	106,069
FY 1963	-	484,939	484,939	209,521	-	275,418
Appropriation Transfer Account	10,389	18,637	29,026	10,467	-	18,559
<u>Military Construction, Air Force Reserve - Total</u>	<u>2,620</u>	<u>5,014</u>	<u>7,634</u>	<u>4,633</u>	-	<u>3,001</u>
FY 1962 and Prior years	2,620	1,995	4,615	3,828	-	787
FY 1963	-	3,019	3,019	805	-	2,214
<u>Military Construction, Air National Guard - Total</u>	<u>15,118</u>	<u>17,286</u>	<u>32,404</u>	<u>21,913</u>	-	<u>10,491</u>
FY 1962 and Prior Years	14,990	7,170	22,159	16,597	-	5,562
FY 1963	-	10,101	10,101	5,172	-	4,929
Appropriation Transfer Account	128	15	143	143	-	-
<u>Discontinued Procurement Appropriation - Total</u>	-	-	-	-	<u>41,472</u>	<u>41,472</u>

a/ Includes Airlift Modernization.

Source: Financial Policy and Analysis Division, Directorate of Budget.

TABLE 219 - DEPARTMENT OF THE AIR FORCE - AMOUNTS AVAILABLE FOR OBLIGATION DURING FY 1963 REFLECTING NEW OBLIGATING AUTHORITY AND THE APPLICATION OF PRIOR YEAR UNOBLIGATED BALANCES

(Figures are in thousands of dollars and do not necessarily add to totals due to rounding. Figures in parentheses denote minus amounts.)

APPROPRIATION TITLES AND CITATION OF PUBLIC LAW	NEW OBLIGATING AUTHORITY ENACTED	APPROPRIATION TRANSFERS	NET NEW OBLIGATING AUTHORITY	UNOBLIGATED CARRY-OVER APPLIED TO FY 1963 PROGRAM	TOTAL FY 1963 PROGRAM	UNOBLIGATED CARRY-OVER APPLIED TO PRIOR YEARS PROGRAMS	TOTAL AVAILABLE FOR OBLIGATION DURING FY 1963
<u>ALL APPROPRIATIONS - TOTAL</u>	\$ <u>20,349,728</u>	\$ <u>(170,779)</u>	\$ <u>20,178,948</u>	\$ <u>435,421</u>	\$ <u>20,614,370</u>	\$ <u>2,421,731</u>	\$ <u>23,036,101</u>
Military Personnel PL 87-577	4,167,690	a/ (111,183)	4,056,507	47,300	4,103,807	-	4,103,807
Reserve Personnel PL 87-577	50,100	b/ (1,400)	48,700	-	48,700	-	48,700
National Guard Personnel PL 87-577	53,000	c/ (3,700)	49,300	-	49,300	-	49,300
Operation and Maintenance PL 87-577	4,407,977	d/ (58,864)	4,349,113	10,053	4,359,166	-	4,359,166
Operation and Maintenance, Air National Guard PL 87-577	194,400	-	194,400	-	194,400	-	194,400
Operation and Maintenance, Alaska Communication System Department of Defense Reorganization Order	-	e/ 6,706	6,706	-	6,706	-	6,706
Aircraft Procurement PL 87-577	3,562,400	-	3,562,400	17,698	3,580,098	1,291,469	4,871,567
Missile Procurement PL 87-577	2,459,000	-	2,459,000	29,220	2,488,220	314,175	2,802,395
Other Procurement PL 87-577	956,250	f/ (88)	956,162	-	956,162	398,207	1,354,369
Research, Development, Test and Evaluation PL 87-577	3,632,100	g/ 65,492	3,697,592	328,650	4,026,242	190,334	4,216,576
Military Construction, Air Force PL 87-684	847,811	h/ (67,742)	780,069	-	780,069	216,039	996,108
Military Construction, Air Force Reserve PL 87-684	5,000	-	5,000	-	5,000	4,053	9,053
Military Construction, Air National Guard PL 87-684	14,000	-	14,000	2,500	16,500	7,454	23,954

a/	Transfer as follows:	FROM: Military Personnel, Navy	1,182
		TO: Emergency Fund, Department of Defense	(21,967)
		TO: Family Housing, Department of Defense	(90,398)
		Total	(111,183)
b/	Transfer as follows:	TO: Emergency Fund, Department of Defense	(1,400)
c/	Transfer as follows:	TO: Emergency Fund, Department of Defense	(3,700)
d/	Transfer as follows:	FROM: Operation and Maintenance, Department of Defense	3,000
		FROM: Emergency Fund, Department of Defense	27,067
		TO: Family Housing, Department of Defense	(88,527)
		TO: Operating Expenses, Public Buildings Service, General Service Administration	(403)
		Total	(58,863)
e/	Transfer as follows:	FROM: Operation and Maintenance, Alaska Communication System, Army	6,900
		TO: Operation and Maintenance, Department of Defense	(194)
		Total	6,706
f/	Transfer as follows:	TO: Procurement, Department of Defense	(88)
g/	Transfer as follows:	FROM: Emergency Fund, Department of Defense	66,169
		FROM: Research, Development, Test and Evaluation	5,000
		TO: Family Housing, Department of Defense	(5,659)
		TO: Operation and Maintenance, Department of Defense	(18)
		Total	65,492
h/	Transfer as follows:	TO: Family Housing, Department of Defense	(67,742)

Source: Financial Policy and Analysis Division, Directorate of Budget, Comptroller of the Air Force.

TABLE 220 - DEPARTMENT OF THE AIR FORCE FUNDS AVAILABLE FOR OBLIGATION IN FY 1963 WITH ACTUAL OBLIGATIONS - DURING FY 1963

(Figures are in thousands of dollars and do not necessarily add to totals due to rounding. Figures in parentheses denote minus amounts.)

PRO-GRAM-NUM-BER	APPROPRIATION AND PROGRAM TITLE	TOTAL AVAILABLE FOR OBLIGATION DURING FY 1963	TOTAL GROSS OBLIGATIONS	OBLIGATIONS			
				First Quarter	Second Quarter	Third Quarter	Fourth Quarter
	<u>ALL DIRECT APPROPRIATIONS - TOTAL</u>	a/ \$ 24,234,740.	\$ 21,202,044.	\$ 5,093,615	\$ 5,578,063	\$ 4,881,151.	\$ 5,649,215
	<u>MILITARY PERSONNEL, FY 1963 - TOTAL</u>	4,134,236	4,134,236	1,073,781	999,053	1,034,613	1,026,789
510	Pay and Allowances	3,720,329	3,720,329	960,188	902,389	935,649	919,103
530	Movements-Permanent Change of Station	290,812	290,812	82,384	64,720	66,785	76,923
550	Subsistence-in-Kind	120,038	120,038	29,508	31,861	28,594	30,075
590	Other Military Personnel Costs	3,192	3,192	1,700	109	646	737
993	Refunds on Transportation of Persons or Things	(135)	(135)	-	(24)	(63)	(48)
	<u>RESERVE PERSONNEL, FY 1963 - TOTAL</u>	48,715	48,568	14,636	9,327	11,481	13,124
750	Reserve Personnel	42,219	42,108	13,492	6,314	10,477	11,825
770	Reserve Officer Candidates	6,496	6,460	1,144	3,014	1,003	1,299
	Undistributed	-	-	-	-	-	-
	<u>NATIONAL GUARD PERSONNEL, FY 1963 - TOTAL</u>	49,408	49,407	12,425	9,701	10,276	17,005
520	National Guard Personnel	49,408	49,407	12,425	9,701	10,276	17,005
	<u>OPERATION AND MAINTENANCE, FY 1963 - TOTAL</u>	a/ 4,761,352	4,761,352	1,374,306	1,154,711	1,092,271	1,140,064
410	Aircraft Fuel and Oil	496,532	496,532	132,932	120,749	122,388	120,463
430	Logistical Support	1,763,937	1,763,968	495,611	450,665	393,113	424,579
440	Training Support	338,124	338,124	97,981	87,616	77,971	74,556
450	Operational Support	1,540,324	1,540,324	462,466	369,231	352,842	355,785
460	Military Family Housing	-	-	25,311	(25,311)	-	-
470	Medical Support	164,658	164,658	41,634	42,876	38,316	41,832
480	Service-Wide Support	454,845	454,845	117,527	108,245	107,041	122,032
490	Contingencies	2,933	2,933	844	641	602	846
993	Refunds on Transportation of Persons or Things	-	(31)	-	-	(2)	(29)
	<u>OPERATION AND MAINTENANCE, AIR NATIONAL GUARD - TOTAL</u>	195,514	195,291	48,952	47,638	44,407	54,294
410	Operation of Aircraft	46,125	46,125	10,379	11,521	8,383	15,842
430	Logistical Support	25,128	25,120	6,751	6,236	6,596	5,537
440	Training Support	123,552	123,429	31,746	29,780	29,303	32,600
470	Medical Support	574	521	54	81	97	289
480	Service-Wide Support	135	97	21	21	28	27
	Undistributed	-	(2)	-	-	-	(2)
	<u>OPERATION AND MAINTENANCE, ALASKA COMMUNICATION SYSTEM, AIR FORCE - TOTAL</u>	6,706	6,706	1,510	1,565	1,626	2,005
158	Operation and Maintenance, Alaska Communication System, Air Force	6,706	6,706	1,510	1,565	1,626	2,005
	<u>AIRCRAFT PROCUREMENT, FY 1963 - TOTAL</u>	5,176,995	3,693,966	840,460	828,356	868,443	1,156,707

TABLE 220 - DEPARTMENT OF THE AIR FORCE FUNDS AVAILABLE FOR OBLIGATION IN FY 1963 WITH ACTUAL OBLIGATIONS - DURING FY 1963
(CONTINUED)

PRO- GRAM NUM- BER	APPROPRIATION AND PROGRAM TITLE	TOTAL AVAILABLE FOR OBLIGATION DURING FY 1963	TOTAL GROSS OBLIGATIONS	OBLIGATIONS			
				First Quarter	Second Quarter	Third Quarter	Fourth Quarter
	<u>PRIOR YEAR PROGRAMS - TOTAL</u>	\$ <u>1,032,481</u>	\$ <u>814,656</u>	\$ <u>239,154</u>	\$ <u>276,868</u>	\$ <u>224,499</u>	\$ <u>74,135</u>
	<u>FY 1963 PROGRAM - TOTAL</u>	<u>4,144,514</u>	<u>2,879,310</u>	<u>601,306</u>	<u>551,488</u>	<u>643,944</u>	<u>1,082,572</u>
1000	Aircraft Weapon System	2,153,100	1,195,096	298,784	146,264	258,587	491,461
1100	Modification	634,900	496,701	102,330	126,917	121,230	146,224
1200	In-Service Direct Ground Support Equipment-Common	38,200	29,192	1,170	6,623	9,966	11,433
1300	Component Improvement	50,800	43,632	-	1,033	10,884	31,715
1400	Aircraft Industrial Facilities	35,000	31,113	-	5,443	5,174	20,496
1500	Replenishment Spares	550,000	535,669	46,309	158,510	184,333	146,517
1600	Airborne Alert Spares	-	-	-	-	-	-
1700	War Consumables	62,500	14,728	-	2,693	6,261	5,774
1800	Procurement Other than Air Force	211,900	131,487	723	23,301	15,065	92,398
1900	Other Charges	421,400	401,692	151,990	80,706	32,443	136,553
	Undistributed	(13,286)	-	-	-	-	-
	<u>MISSILE PROCUREMENT - TOTAL</u>	<u>2,884,473</u>	<u>2,520,673</u>	<u>489,050</u>	<u>869,286</u>	<u>530,802</u>	<u>631,535</u>
	<u>PRIOR YEAR PROGRAMS -TOTAL</u>	<u>160,490</u>	<u>142,065</u>	<u>10,292</u>	<u>32,157</u>	<u>25,347</u>	<u>74,269</u>
	<u>FY 1963 PROGRAM - TOTAL</u>	<u>2,723,983</u>	<u>2,378,609</u>	<u>478,758</u>	<u>837,129</u>	<u>505,455</u>	<u>557,267</u>
2000	Missile Weapon System	2,075,111	2,025,320	467,896	779,029	429,266	349,129
2100	Modifications	131,700	120,343	5,304	15,299	33,756	65,984
2200	Out-of-Production Systems and Common Support	51,000	41,214	899	15,591	12,614	12,110
2300	Component Improvement	-	-	-	-	-	-
2400	Missile Industrial Facilities	14,203	9,257	-	530	913	7,814
2800	Procurement Other than Air Force	15,417	6,512	1,737	2,029	2,483	263
2900	Other Charges	179,700	175,964	2,922	24,651	26,423	121,968
	Undistributed	256,853	-	-	-	-	-
	<u>OTHER PROCUREMENT - TOTAL</u>	<u>1,396,772</u>	<u>1,108,895</u>	<u>207,105</u>	<u>450,493</u>	<u>190,599</u>	<u>260,698</u>
	<u>PRIOR YEAR PROGRAMS - TOTAL</u>	<u>357,403</u>	<u>315,714</u>	<u>93,879</u>	<u>133,407</u>	<u>44,429</u>	<u>43,999</u>
	<u>FY 1963 PROGRAM - TOTAL</u>	<u>1,039,369</u>	<u>793,181</u>	<u>113,226</u>	<u>317,086</u>	<u>146,170</u>	<u>216,699</u>
8100	Munitions and Associated Equipment	212,676	199,110	896	178,941	33	19,240
8200	Vehicular Equipment	70,956	64,579	3,322	9,357	17,488	34,412
8300	Cryptologic and Other USAF Security Service Equipment	38,237	21,487	18,990	8,296	(21,297)	15,498
8400	Electronic and Tele-communications Equipment	544,244	383,033	83,097	93,633	119,094	87,209
8500	Other Base Maintenance and Support Equipment	101,531	78,723	5,951	17,700	22,400	32,672
8600	Other Industrial Facilities	4,300	2,770	65	455	657	1,593
8700	Procurement Other than Air Force	34,796	26,221	125	6,472	6,002	13,622
8800	Equipment Modification	31,024	17,258	779	2,234	1,792	12,453
	Undistributed	1,605	-	-	-	-	-

TABLE 220 - DEPARTMENT OF THE AIR FORCE FUNDS AVAILABLE FOR OBLIGATION IN FY 1963 WITH ACTUAL OBLIGATIONS - DURING FY 1963
(CONTINUED)

PRO-GRAM NUMBER	APPROPRIATION AND PROGRAM TITLE	TOTAL AVAILABLE FOR OBLIGATION DURING FY 1963	TOTAL GROSS OBLIGATIONS	OBLIGATIONS			
				First Quarter	Second Quarter	Third Quarter	Fourth Quarter
	<u>RESEARCH, DEVELOPMENT, TEST, AND EVALUATION - TOTAL</u> . . .	\$ 4,549,389	\$ 4,025,147	\$ 921,923	\$ 985,183	\$ 951,304	\$ 1,166,737
	<u>PRIOR YEAR PROGRAMS - TOTAL</u>	200,635	143,756	55,061	50,419	30,738	7,538
	<u>FY 1963 PROGRAM - TOTAL</u>	4,348,754	3,881,391	866,863	934,764	920,566	1,159,198
610	Aircraft and Related Equipment	550,633	404,496	105,018	85,232	91,925	122,321
620	Missiles and Related Equipment	1,390,892	1,345,460	389,805	352,694	247,762	355,199
630	Military Astronautics and Related Equipment	1,269,253	1,178,260	223,145	252,477	326,726	375,912
640	Ships and Small Craft and Related Equipment	-	-	-	-	-	-
660	Ordnance, Combat Vehicles and Related Equipment	-	-	-	-	-	-
670	Other Equipment	500,542	438,816	24,378	134,397	115,097	164,944
680	Military Sciences	137,345	125,038	4,089	30,142	44,666	46,141
690	Program-Wide Management and Support	391,405	389,322	120,427	79,822	94,391	94,682
	Undistributed	108,684	-	-	-	-	-
	<u>MILITARY CONSTRUCTION, AIR FORCE - TOTAL</u>	998,173	635,503	107,137	217,226	136,751	174,389
	Prior Year Programs	230,919	150,564	103,884	(14,032)	27,251	33,461
	FY 1963 Program	767,254	484,939	3,253	231,257	109,500	140,929
	<u>MILITARY CONSTRUCTION, AIR FORCE RESERVE - TOTAL</u>	9,053	5,014	514	823	2,584	1,093
	Prior Year Programs	4,053	1,995	514	448	874	159
	FY 1963 Program	5,000	3,019	-	375	1,709	935
	<u>MILITARY CONSTRUCTION, AIR NATIONAL GUARD - TOTAL</u>	23,954	17,286	1,818	4,698	5,994	4,776
	Prior Year Programs	9,954	7,185	1,818	4,603	180	584
	FY 1963 Program	14,000	10,101	-	96	5,814	4,191

a/ Excludes \$25,750 carried into FY 1964 for Operation and Maintenance, Air Force.
Source: Financial Policy and Analysis Division, Directorate of Budget, Comptroller of the Air Force.

TABLE 221 - DEPARTMENT OF THE AIR FORCE GROSS EXPENDITURES AND AMOUNTS AVAILABLE FOR EXPENDITURES DURING FY 1963

(Figures are in thousands of dollars and do not necessarily add to totals due to rounding. Figures in parentheses denote minus amounts).

APPROPRIATION	UNEXPENDED BALANCE 1 JULY 1962	FY 1963 NEW EXPENDITURE AUTHORITY	APPRO- PRIATION TRANS- FERS	NET CHANGE IN UNDE- LIVERED MILI- TARY ASSIST- ANCE PROGRAM COMMON ITEM ORDER	TOTAL AVAILABLE FOR EXPENDITURES	NET EXPENDITURES DURING FY 1963	RESTOR- ATIONS AND WITH- DRAWALS PUBLIC LAW 798	NET UNEXPENDED BALANCE 30 JUNE 1963
<u>MILITARY FUNCTIONS, AIR FORCE - TOTAL</u>	a/ \$10,729,527	\$ 20,349,720	(\$175,103)	\$ 21,240	\$ 30,925,383	\$ 20,641,551	(\$28,182)	b/ \$10,236,384
<u>DIRECT APPROPRIATIONS - TOTAL</u>	10,347,332	20,349,720	(127,803)	14,576	30,583,825	20,619,166	(28,193)	9,917,199
Military Personnel	a/ 98,160	4,167,690	(63,883)	-	4,201,967	4,102,712	(47,849)	b/ 51,406
Reserve Personnel	6,437	50,100	(1,400)	-	55,137	48,589	(143)	6,406
National Guard Personnel	9,298	53,000	(3,700)	-	58,598	45,366	(2,110)	11,123
Operations and Maintenance, Air Force	839,402	4,407,977	(58,864)	572	5,189,087	4,482,972	13,176	719,290
Operations and Maintenance, Air National Guard	26,743	194,400	-	-	221,143	193,301	(901)	26,940
Operations and Maintenance, Alaska Communication System, Air Force	-	-	6,706	-	6,706	5,839	-	867
Preparation for Sale or Salvage of Military Property, Air Force	15	(7)	-	-	7	-	-	7
Aircraft Procurement	4,142,810	3,562,400	-	73,174	7,778,384	3,746,089	-	4,032,295
Airlift Modernization (Transferred to Aircraft Procurement)	-	-	-	-	-	-	-	-
Missile Procurement	1,591,543	2,459,000	-	(12,227)	4,038,316	2,675,807	-	1,362,510
Other Procurement	1,461,252	956,250	(88)	(46,812)	2,370,602	1,251,222	-	1,119,380
Aircraft, Missiles and Related Procurement	49,918	-	(24,259)	-	25,659	18,295	7,364	-
Procurement Other than Aircraft and Missiles	26,098	-	(17,213)	-	8,885	6,616	2,270	-
Research, Development, Test, and Evaluation	1,363,096	3,632,100	65,492	(131)	5,060,557	3,300,374	-	1,760,182
Military Construction, Air Force	700,814	847,811	(72,066)	-	1,476,559	715,438	-	761,122
Military Construction, Air Force Reserve	6,674	5,000	-	-	11,674	4,633	-	7,040
Military Construction, Air National Guard	25,072	14,000	-	-	39,072	21,913	-	17,159
Discontinued Procurement Appropriations	-	-	41,472	-	41,472	-	-	41,472
<u>MISCELLANEOUS ACCOUNTS - TOTAL</u>	382,195	-	(47,300)	6,663	341,558	22,385	11	319,184
Air Force Management Fund	1,951	-	-	-	1,951	190	11	1,772
Air Force Stock Fund	293,196	-	(47,300)	6,663	252,559	21,954	-	230,605
Air Force Industrial Fund	73,115	-	-	-	73,115	(4,195)	-	77,310
Defense Production Guarantees	13,933	-	-	-	13,933	4,436	-	9,497

a/ After reduction for deficiency of \$48,109.

b/ After reduction for deficiency of \$45,602.

Source: Financial Policy and Analysis Division, Directorate of Budget, Comptroller of the Air Force.

TABLE 222 - DEPARTMENT OF THE AIR FORCE - GROSS EXPENDITURES AGAINST FY 1963 PROGRAM DURING FY 1963

(Figures are in thousands of dollars and do not necessarily add to totals due to rounding. Figures in parentheses denote minus amounts.)

PRO-GRAM NUM-BER	APPROPRIATION AND PROGRAM TITLE	TOTAL GROSS EXPENDITURES	GROSS EXPENDITURES			
			First Quarter	Second Quarter	Third Quarter	Fourth Quarter
	<u>ALL DIRECT APPROPRIATIONS - TOTAL</u> . . .	\$ 14,008,166	\$ 2,007,645	\$ 3,382,360	\$ 3,955,833	\$ 4,662,328
	<u>MILITARY PERSONNEL - TOTAL</u>	4,040,179	972,742	1,019,440	1,006,604	1,041,393
510	Pay and Allowances	3,691,685	903,703	918,818	918,783	950,381
530	Movement-Permanent Change of Station	232,040	36,918	59,153	62,615	73,354
550	Subsistence-in-Kind	111,847	19,835	32,750	26,697	32,565
590	Other Military Personnel Costs	2,907	1,318	120	699	770
993	Refunds on Transportation of Persons and Things	(135)	-	(24)	(63)	(48)
	Undistributed	1,834	10,969	8,623	(2,129)	(15,629)
	<u>RESERVE PERSONNEL - TOTAL</u>	42,175	10,650	10,123	8,586	12,816
750	Reserve Personnel	36,628	9,162	7,740	7,558	12,168
770	Reserve Officer Candidate	5,494	651	2,675	1,066	1,102
	Undistributed	53	836	(292)	(37)	(454)
	<u>NATIONAL GUARD PERSONNEL - TOTAL</u>	38,348	5,705	8,475	9,946	14,222
520	National Guard Personnel	36,960	4,980	7,473	10,600	13,907
	Undistributed	1,388	726	1,002	(655)	315
	<u>OPERATION AND MAINTENANCE, AIR FORCE - TOTAL</u>	4,084,531	644,491	1,079,031	1,156,974	1,204,035
410	Aircraft Fuel and Oil	450,649	40,342	127,252	121,325	161,730
430	Logistical Support	1,490,853	223,633	389,887	427,180	450,153
440	Training Support	306,256	53,226	82,803	86,676	83,551
450	Operational Support	1,274,599	161,695	339,505	383,209	390,190
460	Military Family Housing	-	9,965	(9,965)	-	-
470	Medical Support	138,474	17,785	34,959	42,508	43,222
480	Service-Wide Support	357,084	52,868	86,816	104,147	113,253
490	Contingencies	2,131	255	447	563	866
991	Advance Payments	84	400	(206)	64	(174)
993	Refunds on Transportation of Persons and Things	(31)	-	(1)	(1)	(29)
994	Progress Payments	4,662	689	2,318	1,609	46
	Undistributed	37,570	83,631	24,554	(32,152)	(38,463)
	Advance to Government of Morocco	-	-	665	(353)	(312)
	Advance to General Services Administration	22,200	-	-	22,200	-
	<u>OPERATION AND MAINTENANCE, AIR NATIONAL GUARD - TOTAL</u>	168,503	22,122	42,394	50,844	53,143
410	Operation of Aircraft	36,979	1,644	9,192	11,047	14,696
430	Logistical Support	17,844	2	2,143	7,639	8,060
440	Training Support	112,976	15,876	29,640	32,346	35,114
470	Medical Support	326	7	47	98	174
480	Service-Wide Support	89	10	21	26	32
	Undistributed	692	4,583	1,352	(313)	(4,930)
993	Refunds on Transportation of Persons and Things	(2)	-	-	-	(2)
	<u>OPERATION AND MAINTENANCE, ALASKA COMMUNICATION SYSTEM, AIR FORCE - TOTAL</u>	5,839	1,069	1,440	1,577	1,753
158	Operation and Maintenance, Alaska Communication System	5,856	1,070	1,451	1,573	1,762
	Undistributed	(17)	(1)	(11)	3	(8)
	<u>AIRCRAFT PROCUREMENT - TOTAL</u>	1,057,235	22,491	164,316	279,457	590,971
1000	Aircraft Weapon System	257,979	7	23,017	85,311	149,644
1100	Modification	249,019	5,709	36,696	80,594	126,020
1200	In-Service Direct Ground Support					
	Equipment-Common	9,593	9	780	2,731	6,073
1300	Component Improvement	7,488	-	105	1,233	6,150
1400	Aircraft Industrial Facilities	735	-	303	110	322
1500	Replenishment Spares	244,603	769	17,224	70,018	156,592
1600	Airborne Alert Spares	-	-	-	-	-
1700	War Consumables	3,177	-	-	123	3,054
1800	Procurement Other than Air Force	29,802	-	8,158	7,901	13,743

TABLE 222 - DEPARTMENT OF THE AIR FORCE - GROSS EXPENDITURES AGAINST FY 1963 PROGRAM DURING FY 1963 (CONTINUED)

PRO- GRAM NUM- BER	APPROPRIATION AND PROGRAM TITLE	TOTAL GROSS EXPENDITURES	GROSS EXPENDITURES			
			First Quarter	Second Quarter	Third Quarter	Fourth Quarter
1900	<u>AIRCRAFT PROCUREMENT (Continued)</u>					
	Other Charges	\$ 396,795	\$ 151,980	\$ 80,065	\$ 30,996	\$ 133,754
	Undistributed	(141,956)	(135,983)	(2,033)	442	(4,382)
	<u>MISSILE PROCUREMENT - TOTAL</u>	<u>1,591,508</u>	<u>144,326</u>	<u>369,457</u>	<u>476,669</u>	<u>601,056</u>
2000	Missile Weapon System	1,375,909	142,110	346,998	441,472	445,329
2100	Modification	37,824	375	2,145	10,640	24,664
2200	Out of Production Systems and Common Support	23,918	205	1,039	10,592	12,082
2300	Component Improvement	-	-	-	-	-
2400	Industrial Facilities	408	-	11	14	383
2800	Procurement Other than Air Force	341	69	3,887	(2,523)	(1,092)
2900	Other Charges	146,916	1,222	13,353	17,303	115,038
	Undistributed	6,192	344	2,024	(828)	4,652
	<u>OTHER PROCUREMENT - TOTAL</u>	<u>305,777</u>	<u>8,016</u>	<u>37,404</u>	<u>101,571</u>	<u>158,786</u>
8100	Munitions and Associated Equipment	36,570	65	209	2,951	33,345
8200	Vehicular Equipment	16,085	60	1,302	4,913	9,810
8300	Cryptologic and Other US Air Force Security Service Equipment	1,582	1	93	412	1,076
8400	Electronics and Telecommunications Equip	170,863	4,815	29,210	39,968	96,870
8500	Other Base Maintenance and Support Equip	33,267	160	3,722	11,735	17,650
8600	Other Industrial Facilities	257	-	-	2	255
8700	Procurement Other than Air Force	6,052	-	308	2,176	3,568
8800	Equipment Modification	3,218	1	462	1,404	1,351
	Undistributed	37,882	2,915	2,098	38,009	(5,140)
	<u>RESEARCH, DEVELOPMENT, TEST, AND EVALUATION - TOTAL</u>	<u>2,458,565</u>	<u>169,198</u>	<u>611,674</u>	<u>817,476</u>	<u>860,217</u>
610	Aircraft and Related Equipment	178,102	5,781	65,520	45,743	61,058
620	Missiles and Related Equipment	926,758	85,006	254,253	300,684	286,815
630	Military Astronautics and Related Equip	682,347	25,624	116,108	243,304	297,311
640	Ships and Small Craft and Related Equip	-	-	-	-	-
660	Ordnance, Combat Vehicles and Related Equipment	-	-	-	-	-
670	Other Equipment	288,913	469	79,991	100,022	108,431
680	Military Sciences	42,929	195	7,715	12,212	22,807
690	Program-Wide Management and Support	323,738	49,104	75,757	96,626	102,251
991	Advance Payments	18,345	5,378	2,182	10,479	306
994	Progress Payments	43,463	1,210	418	20,716	21,119
	Undistributed	(46,030)	(3,568)	9,730	(12,311)	(39,881)
	<u>MILITARY CONSTRUCTION, AIR FORCE - TOTAL</u>	<u>209,529</u>	<u>6,766</u>	<u>37,519</u>	<u>45,319</u>	<u>119,925</u>
	<u>MILITARY CONSTRUCTION, AIR FORCE RESERVE - TOTAL</u>	<u>805</u>	<u>-</u>	<u>70</u>	<u>54</u>	<u>681</u>
	<u>MILITARY CONSTRUCTION, AIR NATIONAL GUARD - TOTAL</u>	<u>5,172</u>	<u>69</u>	<u>1,017</u>	<u>756</u>	<u>3,330</u>

Source: Financial Policy and Analysis Division, Directorate of Budget, Comptroller of the Air Force.

TABLE 223 - DEPARTMENT OF THE AIR FORCE - GROSS EXPENDITURES AGAINST FY 1962 PROGRAM DURING 1963

(Figures are in thousands of dollars and do not necessarily add to totals due to rounding. Figures in parentheses denote minus amounts.)

PRO-GRAM NUM-BER	APPROPRIATION AND PROGRAM TITLE	TOTAL GROSS EXPENDITURES	GROSS EXPENDITURES			
			First Quarter	Second Quarter	Third Quarter	Fourth Quarter
	<u>ALL DIRECT APPROPRIATIONS - TOTAL . . .</u>	<u>\$ 5,670,393</u>	<u>\$ 2,289,890</u>	<u>\$ 1,474,804</u>	<u>\$ 1,054,096</u>	<u>\$ 851,603</u>
	<u>MILITARY PERSONNEL - TOTAL</u>	<u>90,125</u>	<u>69,825</u>	<u>16,258</u>	<u>5,519</u>	<u>(1,477)</u>
510	Pay and Allowances	18,762	18,417	918	1,814	(2,387)
530	Movement-Permanent Change of Station . .	65,056	38,380	18,165	6,488	2,023
550	Subsistence-in-Kind	8,384	7,857	565	42	(80)
590	Other Military Personnel Costs	287	269	11	7	-
993	Refunds on Transportation of Persons and Things	(358)	(51)	(68)	(130)	(109)
	Undistributed	(2,007)	4,953	(3,332)	(2,703)	(925)
	<u>RESERVE PERSONNEL - TOTAL</u>	<u>6,283</u>	<u>5,735</u>	<u>397</u>	<u>109</u>	<u>42</u>
750	Reserve Personnel	5,713	5,103	439	119	52
770	Reserve Officer Candidates	661	672	(11)	-	-
	Undistributed	(90)	(40)	(31)	(9)	(10)
	<u>NATIONAL GUARD PERSONNEL - TOTAL</u>	<u>7,194</u>	<u>6,495</u>	<u>192</u>	<u>490</u>	<u>17</u>
520	National Guard Personnel	7,870	6,779	557	490	14
	Undistributed	(675)	(284)	(365)	-	(26)
	<u>OPERATION AND MAINTENANCE, AIR FORCE - TOTAL</u>	<u>693,989</u>	<u>457,978</u>	<u>134,728</u>	<u>69,911</u>	<u>31,372</u>
410	Aircraft Fuel and Oil	35,229	33,710	1,329	150	40
430	Logistical Support	283,002	178,937	51,841	31,866	20,358
440	Training Support	35,939	27,219	6,121	1,938	661
450	Operational Support	275,704	175,731	64,416	23,517	12,040
470	Medical Support	29,277	18,241	6,817	2,597	1,622
480	Service-Wide Support	65,996	40,624	11,657	11,005	2,710
490	Contingencies	572	412	73	25	62
991	Advance Payments	(309)	13	(273)	(51)	2
993	Refunds on Transportation of Persons and Things	(749)	(35)	(104)	(322)	(288)
994	Progress Payments	603	(267)	1,708	(790)	(48)
	Undistributed	(30,611)	(16,607)	(8,191)	(26)	(5,787)
	Advance to Government of Morocco	(665)	-	(665)	-	-
	<u>OPERATION AND MAINTENANCE, AIR NATIONAL GUARD - TOTAL</u>	<u>25,597</u>	<u>20,021</u>	<u>4,512</u>	<u>690</u>	<u>374</u>
410	Operation of Aircraft	9,809	8,542	901	364	2
430	Logistical Support	4,468	3,268	692	274	234
440	Training Support	14,810	11,096	2,746	801	167
470	Medical Support	231	146	37	35	13
480	Service-Wide Support	7	7	-	-	-
490	Contingencies	-	-	-	-	-
991	Advance Payments	-	-	-	-	-
993	Refunds on Transportation of Persons and Things	(22)	(2)	(2)	(10)	(8)
	Undistributed	(3,706)	(3,036)	138	(774)	(34)
	<u>AIRCRAFT PROCUREMENT - TOTAL</u>	<u>2,182,220</u>	<u>575,688</u>	<u>561,675</u>	<u>566,362</u>	<u>478,495</u>
1000	Aircraft Weapon System	696,780	108,313	171,833	186,408	230,226
1100	Modification	482,946	131,423	127,096	120,930	103,497
1200	In-Service Direct Ground Support Equipment Common	27,311	3,885	5,998	10,871	6,557
1300	Component Improvement	29,561	9,367	8,831	5,870	5,493
1400	Industrial Facilities	11,881	1,733	2,351	3,514	4,283
1500	Replenishment Spares	502,482	109,154	148,692	137,404	107,232
1600	Airborne Alert Spares	-	-	-	-	-
1700	War Consumables	13,101	475	3,280	5,163	4,183
1800	Procurement Other than Air Force	14,709	1,392	3,592	1,704	8,021
1900	Other Charges	(7,502)	(7,315)	4,919	4,372	(9,478)
5000	Aircraft Weapons System	262,804	69,827	82,197	78,202	32,668
5800	Procurement Other than Air Force	6,569	831	666	4,950	122
	Undistributed	141,578	146,604	2,311	6,972	(14,309)

TABLE 223 -- DEPARTMENT OF THE AIR FORCE -- GROSS EXPENDITURES AGAINST FY 1962 PROGRAM
DURING FY 1963 (CONTINUED)

PRO- GRAM NUM- BER	APPROPRIATION AND PROGRAM TITLE	TOTAL GROSS EXPENDITURES	GROSS EXPENDITURES			
			First Quarter	Second Quarter	Third Quarter	Fourth Quarter
	<u>MISSILE PROCUREMENT - TOTAL</u>	\$ 906,931	\$ 527,867	\$ 241,384	\$ 87,308	\$ 50,372
2000	Missile Weapon System	845,613	496,543	229,732	75,108	44,230
2100	Modification	18,344	7,275	3,163	6,137	1,769
2200	Out-of-Production Systems of Common Support	16,190	4,091	7,496	1,889	2,714
2300	Component Improvement	1,775	145	628	662	340
2400	Industrial Facilities	11,243	2,137	3,499	2,198	3,409
2800	Procurement Other than Air Force	2,386	278	4	121	1,983
2900	Other Charges	22,484	10,316	9,784	1,228	1,156
	Undistributed	(11,104)	7,082	(12,922)	(35)	(5,229)
	<u>OTHER PROCUREMENT - TOTAL</u>	731,277	175,756	186,133	179,526	189,862
8100	Munitions and Associated Equipment	171,818	33,043	5,837	53,213	79,725
8200	Vehicular Equipment	66,880	23,002	14,921	18,701	10,256
8300	Cryptologic and Other Security Service Support	19,627	891	2,844	8,869	7,023
8400	Electronics and Telecommunications Equipment	427,106	87,787	135,235	128,252	75,832
8500	Other Base Maintenance and Support Equipment	63,391	16,679	18,831	17,052	10,829
8600	Industrial Facilities	1,806	320	852	384	250
8800	Equipment Modification	18,740	4,425	3,868	4,868	5,579
	Undistributed	(38,092)	9,610	3,745	(51,816)	369
	<u>RESEARCH, DEVELOPMENT, TEST AND EVALUATION - TOTAL</u>	1,026,777	450,525	329,525	144,181	102,546
610	Aircraft and Related Equipment	168,334	78,022	54,959	22,809	12,544
620	Missiles and Related Equipment	155,040	70,566	41,394	19,513	23,567
630	Military Astronautics and Related Equip.	353,141	170,124	123,398	35,420	24,199
640	Ships and Small Craft and Related Equip.	-	-	-	-	-
660	Ordnance, Combat Vehicles and Related Equipment	-	-	-	-	-
670	Other Equipment	137,699	33,788	48,781	38,546	16,584
680	Military Sciences	83,991	23,461	24,734	19,967	15,829
690	Program-Wide Management and Support	104,480	61,747	31,960	5,733	5,040
991	Advance Payments	(12,421)	(2,377)	(1,218)	(7,637)	(1,189)
994	Progress Payments	5,788	1,910	(323)	714	3,487
	Undistributed	30,726	13,284	5,840	9,117	2,485

Source: Financial Policy and Analysis Division, Directorate of Budget, Comptroller of the Air Force.

TABLE 224 - DEPARTMENT OF THE AIR FORCE - GROSS EXPENDITURES AGAINST FY 1961 PROGRAM DURING FY 1963

(Figures are in thousands of dollars and do not necessarily add to totals due to rounding. Figures in parentheses denote minus amounts.)

PROGRAM NUMBER	APPROPRIATION AND PROGRAM TITLE	TOTAL GROSS EXPENDITURES	GROSS EXPENDITURES			
			First Quarter	Second Quarter	Third Quarter	Fourth Quarter
	<u>ALL DIRECT APPROPRIATIONS - TOTAL</u> . . .	\$ 1,193,428	\$ 468,239	\$ 314,410	\$ 248,692	\$ 162,087
	<u>MILITARY PERSONNEL - TOTAL</u>	1,507	979	114	514	(100)
510	Pay and Allowances	298	368	(33)	27	(74)
530	Movement-Permanent Change of Station . . .	1,113	309	204	149	451
550	Subsistence-in-Kind	(293)	1	5	-	(287)
590	Other Military Personnel Costs	(1)	-	-	-	(1)
993	Refund on Transportation of Persons and Things	(205)	(61)	(35)	(65)	(44)
	Undistributed	595	362	(27)	404	(144)
	<u>RESERVE PERSONNEL - TOTAL</u>	61	14	16	15	16
750	Reserve Personnel	68	14	16	15	24
770	Reserve Officer Candidates	-	-	-	-	-
	Undistributed	(7)	-	-	-	(7)
	<u>NATIONAL GUARD PERSONNEL - TOTAL</u>	(76)	(82)	1	4	1
520	National Guard Personnel	2	1	-	-	1
	Undistributed	(78)	(83)	1	4	-
	<u>OPERATION AND MAINTENANCE, AIR FORCE - TOTAL</u>	22,038	14,482	2,875	1,531	3,150
410	Aircraft Fuel and Oil	11	9	1	1	-
430	Logistical Support	18,136	7,843	4,671	2,357	3,265
440	Training Support	1,974	1,335	488	126	25
450	Operational Support	10,429	4,483	2,919	2,054	973
470	Medical Support	499	166	166	106	61
480	Service-Wide Support	8,432	1,699	331	7,105	(703)
490	Contingencies	5	3	2	-	-
991	Advance Payment to Contractors	(330)	(330)	-	-	-
993	Refund on Transportation of Persons and Things	(490)	(202)	(134)	(117)	(37)
994	Progress Payments	(327)	(535)	(23)	343	(112)
	Undistributed	(6,300)	11	(5,547)	(443)	(321)
	Advance to General Services Administration	(10,000)	-	-	(10,000)	-
	<u>OPERATION AND MAINTENANCE, AIR NATIONAL GUARD - TOTAL</u>	307	123	3	4	177
410	Operation of Aircraft	4	3	1	-	-
430	Logistical Support	161	-	-	-	161
440	Training Support	118	85	11	6	16
470	Medical Support	-	-	-	-	-
480	Service-Wide Support	-	-	-	-	-
993	Refund on Transportation of Persons and Things	(15)	(7)	(6)	(2)	-
	Undistributed	39	41	(2)	-	-
	<u>AIRCRAFT PROCUREMENT - TOTAL</u>	666,489	253,526	214,582	114,002	84,379
1000	Aircraft Weapon System	354,250	140,873	113,425	59,861	40,091
1100	Modification	76,117	15,805	27,221	19,029	14,062
1200	In-Service Direct Ground Support Equipment-Common	14,288	3,683	3,801	2,784	4,020
1300	Component Improvement	10,618	3,913	3,136	1,870	1,699
1400	Industrial Facilities	9,668	3,166	2,466	2,066	1,970
1500	Replenishment Spares	108,218	50,830	34,268	13,139	9,981
1600	Airborne Alert Spares	49,090	17,806	17,004	8,617	5,663
1700	War Consumables	3,101	2,415	647	-	39
1800	Procurement Other than Air Force	12,857	4,714	4,238	2,308	1,597
1900	Other Charges	767	501	47	117	102
5000	Aircraft Weapon System	27,629	9,841	8,348	4,237	5,203
993	Refund on Transportation of Persons and Things	(115)	(20)	(20)	(26)	(49)

TABLE 224 — DEPARTMENT OF THE AIR FORCE — GROSS EXPENDITURES AGAINST FY 1961 PROGRAM DURING FY 1963 (CONTINUED)

PRO-GRAM NUM-BER	APPROPRIATION AND PROGRAM TITLE	TOTAL GROSS EXPENDITURES	GROSS EXPENDITURES			
			First Quarter	Second Quarter	Third Quarter	Fourth Quarter
	<u>MISSILE PROCUREMENT - TOTAL</u>	\$ 182,254	\$ 80,915	\$ 12,118	\$ 60,059	\$ 29,162
2300	Missile Weapon System	157,076	67,832	7,566	55,625	26,053
2100	Modification	1,174	471	308	262	133
2200	Out of Production Systems of Common Support	1,291	674	406	58	153
2300	Component Improvement	6	2	-	4	-
2400	Industrial Facilities	15,342	5,307	3,314	3,937	2,734
2800	Procurement Other than Air Force	6,820	6,602	3	137	78
2900	Other Charges	685	56	543	78	8
993	Refund on Transportation of Persons and Things	(139)	(28)	(22)	(43)	(46)
	<u>OTHER PROCUREMENT - TOTAL</u>	226,380	74,411	61,634	54,774	35,561
8100	Munitions and Associated Equipment	13,760	4,268	2,712	5,347	1,433
8200	Vehicle Equipment	8,900	3,854	2,035	1,591	1,450
3300	Cryptologic and Other USAF Security Service Support	21,256	2,779	10,316	6,210	1,951
8400	Electronic and Tele-communication Equipment	146,648	51,053	39,600	32,487	23,508
8500	Other Base Maintenance and Support Equipment	18,082	6,945	3,816	4,850	2,471
8600	Industrial Facilities	595	247	50	86	212
8800	Equipment Modification	17,342	5,301	3,180	4,255	4,606
993	Refund on Transportation of Persons and Things	(201)	(36)	(45)	(52)	(68)
	<u>RESEARCH, DEVELOPMENT, TEST, AND EVALUATION</u>					
	<u>TOTAL</u>	94,468	43,871	23,067	17,789	9,741
610	Aircraft and Related Equipment	11,722	4,570	3,073	3,428	651
620	Missiles and Related Equipment	18,805	8,789	4,042	3,606	2,368
630	Military Astronautics and Related Equipment	7,574	5,002	399	1,765	408
640	Ships and Small Craft and Related Equipment	-	-	-	-	-
660	Ordnance, Combat Vehicles and Related Equipment	2,640	1,002	646	454	538
670	Other Equipment	20,959	9,392	5,734	3,365	2,468
680	Military Sciences	16,525	5,832	4,640	3,029	3,024
690	Program-Wide Management and Support	21,738	11,504	5,164	3,419	1,651
991	Advance Payments	(3,269)	(1,337)	(456)	(421)	(1,055)
993	Refund on Transportation of Persons and Things	(63)	(10)	(8)	(28)	(17)
994	Progress Payments	(2,164)	(872)	(167)	(830)	(295)

Source: Financial Policy and Analysis Division, Directorate of Budget, Comptroller of the Air Force.

TABLE 225 - DEPARTMENT OF THE AIR FORCE - GROSS EXPENDITURES AGAINST FY 1960 PROGRAM -
DURING FY 1963

(Figures are in thousands of dollars and do not necessarily add to totals due to rounding. Figures in parentheses denote minus amounts.)

PRO- GRAM NUM- BER	APPROPRIATION AND PROGRAM TITLE	TOTAL GROSS EXPENDITURES	GROSS EXPENDITURES			
			First Quarter	Second Quarter	Third Quarter	Fourth Quarter
	<u>ALL APPLICABLE APPROPRIATIONS - TOTAL</u>	\$ 221,746	(\$3,840)	\$ 93,497	\$ 49,599	\$ 82,490
	<u>AIRCRAFT PROCUREMENT - TOTAL</u>	81,719	(16,537)	52,962	23,593	21,701
110	Aircraft, Complete	(58,069)	(80,900)	13,455	3,868	5,508
120	Aircraft Components	75,792	29,094	24,240	15,799	6,659
130	Aircraft Ground Handling and Training Equipment . .	67,559	29,443	22,539	9,549	6,028
160	Aircraft Industrial Facilities	3,730	1,063	2,107	322	238
170	Aircraft Development, Test, and Evaluation	4,088	1,049	63	158	2,818
180	Aircraft Modification	21,566	4,450	8,644	6,849	1,623
190	First Destination Transportation	-	-	-	-	-
993	Refunds on Transportation of Persons and Things	9	9	-	-	-
994	Progress Payments	(32,956)	(746)	(18,086)	(12,951)	(1,173)
	<u>MISSILE PROCUREMENT - TOTAL</u>	73,325	(14,146)	18,183	14,479	54,809
210	Missile Complete	27,464	18,980	5,376	3,567	(459)
220	Missile Components	12,242	2,642	3,721	5,896	(17)
230	Missile Ground Handling and Training Equipment . .	39,968	19,308	10,301	5,345	5,014
260	Missile Industrial Facilities	3,259	2,495	577	255	(68)
270	Missile Development, Test, and Evaluation	3,538	(49,178)	1,022	1,378	50,316
280	Missile Modification	166	141	19	6	-
290	First Destination Transportation	-	-	-	-	-
993	Refunds on Transportation of Persons and Things	-	-	-	-	-
994	Progress Payments	(13,311)	(8,534)	(2,833)	(1,966)	22
	<u>OTHER PROCUREMENT - TOTAL</u>	66,702	26,843	22,352	11,527	5,980
810	Weapons, Ammunition, and Propellants	3,516	1,253	1,410	691	162
820	Vehicular and Related Equipment	9,342	4,403	1,849	2,190	900
830	Electronic Weapon Support	36,851	17,717	8,112	7,656	3,366
840	Tele-Communications Equipment	16,569	4,030	8,317	2,612	1,610
850	Other Organizational and Base Support Equipment . .	5,891	1,476	1,548	2,342	525
860	Other Industrial Equipment	(8)	50	(70)	8	4
870	Development, Test, and Evaluation	-	-	-	-	-
880	Equipment Modification	3,478	1,667	1,251	(102)	662
890	First Destination Transportation	-	-	-	-	-
993	Refunds on Transportation of Persons and Things	1	1	-	-	-
994	Progress Payments	(8,937)	(3,754)	(65)	(3,870)	(1,248)

Source: Financial Policy and Analysis Division, Directorate of Budget, Comptroller of the Air Force.

TABLE 226 - DEPARTMENT OF THE AIR FORCE - GROSS EXPENDITURES AGAINST FY 1959 PROGRAM DURING FY 1963

(Figures are in thousands of dollars and do not necessarily add to totals due to rounding. Figures in parentheses denote minus amounts.)

PRO-GRAM NUM-BER	APPROPRIATION AND PROGRAM TITLE	TOTAL GROSS EXPENDITURES	EXPENDITURES			
			First Quarter	Second Quarter	Third Quarter	Fourth Quarter
	<u>ALL APPLICABLE APPROPRIATIONS - TOTAL</u>	\$ 4,802	\$ 24,898	(\$33,580)	\$ 14,779	(\$1,296)
	<u>MILITARY PERSONNEL - TOTAL</u>	199	302	(39)	(373)	309
	<u>AIRCRAFT, MISSILES, AND RELATED PROCUREMENT - TOTAL</u>	6,393	16,564	(9,946)	5,343	(5,568)
110	Aircraft, Complete	16,296	5,431	5,837	6,748	(1,720)
120	Aircraft Components	8,890	6,917	2,681	1,378	(2,086)
130	Guided Missiles, Complete	5,330	7,108	1,187	262	(3,227)
140	Guided Missile Components	181	(246)	472	174	(219)
150	Industrial Facilities and Equipment	(1,113)	(898)	(34)	(58)	(123)
160	Modification	403	260	325	(413)	231
170	Component Production Development	3,722	1,254	1,062	628	778
180	First Destination Transportation	-	-	-	-	-
993	Refunds on Transportation of Persons and Things	(17)	(1)	(3)	(4)	(9)
994	Progress Payments	(9,013)	(2,418)	(4,751)	(1,774)	(60)
997	Tax Credit	(6)	-	-	(6)	-
	Undistributed	(18,280)	(841)	(16,712)	(1,593)	866
	<u>PROCUREMENT OTHER THAN AIRCRAFT AND MISSILES -TOTAL</u>	(1,790)	8,032	(23,595)	9,809	3,964
210	Weapons, Ammunition and Propellants	2,339	122	216	1,162	839
220	Vehicular Equipment	14	1	(11)	17	7
230	Ground Communication-Electronic Equipment	15,693	5,714	4,699	5,423	(143)
240	Ground Handling Equipment	5,864	625	1,706	521	3,012
250	Training Equipment	13,826	364	4,242	8,079	1,141
260	Support Equipment and Supplies	4,659	2,658	504	1,251	246
270	Base Maintenance Equipment	(171)	136	(340)	3	30
280	First Destination Transportation	-	-	-	-	-
991	Advanced Payments	(50)	-	(50)	-	-
993	Refunds on Transportation of Persons and Things	(34)	(1)	(12)	(7)	(14)
994	Progress Payments	(13,755)	(2,147)	(3,044)	(6,745)	(1,819)
997	Tax Credit	760	-	-	-	760
	Undistributed	(30,937)	560	(31,505)	105	(97)

Source: Financial Policy and Analysis Division, Directorate of Budget, Comptroller of the Air Force.

TABLE 227 - DEPARTMENT OF THE AIR FORCE - GROSS EXPENDITURES AGAINST FY 1958 PROGRAM -
DURING FY 1963

(Figures are in thousands of dollars and do not necessarily add to totals due to rounding. Figures in parentheses denote minus amounts.)

PRO- GRAM NUM- BER	APPROPRIATION AND PROGRAM TITLE	TOTAL GROSS EXPENDITURES	GROSS EXPENDITURES			
			First Quarter	Second Quarter	Third Quarter	Fourth Quarter
	<u>ALL APPLICABLE APPROPRIATIONS - TOTAL</u>	\$ 4,736	\$ 1,841	\$ 1,778	(\$1,092)	\$ 2,209
	<u>MILITARY PERSONNEL - TOTAL</u>	12	61	(24)	(93)	68
	<u>AIRCRAFT, MISSILES, AND RELATED PROCUREMENT - TOTAL</u>	1,846	852	1,870	(2,076)	1,200
110	Aircraft, Complete	2,068	695	977	(979)	1,375
120	Aircraft Components	(1,144)	(40)	467	(1,174)	(397)
130	Guided Missiles, Complete	246	185	37	46	(22)
140	Guided Missile Components	(547)	(608)	1	11	49
150	Industrial Facilities and Equipment	268	204	(3)	12	55
160	Modification	252	219	-	9	24
170	Component Production Development	1,313	666	483	46	118
180	First Destination Transportation	-	-	-	-	-
991	Advance Payments	(45)	(15)	(30)	-	-
994	Progress Payments	(563)	(454)	(62)	(47)	-
997	Tax Credits	(2)	-	-	(2)	-
	<u>PROCUREMENT OTHER THAN AIRCRAFT AND MISSILES - TOTAL</u>	2,878	928	(68)	1,077	941
210	Weapons, Ammunition and Propellants	107	1	-	105	1
220	Vehicular Equipment	(44)	(45)	-	1	-
230	Ground Communication-Electronic Equipment	2,905	686	294	897	1,028
240	Ground Handling Equipment	587	503	70	21	(7)
250	Training Equipment	389	60	227	(40)	142
260	Support Equipment and Supplies	(482)	138	(751)	108	23
270	Base Maintenance Equipment	(8)	(101)	82	13	(2)
994	Progress Payments	(577)	(313)	10	(29)	(245)

Source: Financial Policy and Analysis Division, Directorate of Budget, Comptroller of the Air Force.

TABLE 228 - DEPARTMENT OF THE AIR FORCE - GROSS EXPENDITURES AGAINST FY 1957 PROGRAM -
DURING FY 1963

(Figures are in thousands of dollars and do not necessarily add to totals due to rounding. Figures in parentheses denote minus amounts.)

PRO- GRAM NUM- BER	APPROPRIATION AND PROGRAM TITLE	TOTAL GROSS EXPENDITURES	GROSS EXPENDITURES			
			First Quarter	Second Quarter	Third Quarter	Fourth Quarter
	<u>ALL APPLICABLE APPROPRIATIONS - TOTAL</u>	\$ <u>6,371</u>	<u>(\$587)</u>	\$ <u>1,612</u>	\$ <u>2,846</u>	\$ <u>2,500</u>
	<u>AIRCRAFT, MISSILES AND RELATED PROCUREMENT - TOTAL</u>	<u>1,877</u>	<u>(1,286)</u>	<u>427</u>	<u>932</u>	<u>1,804</u>
110	Aircraft, Complete	(768)	770	40	10	(1,588)
120	Aircraft Components	1,400	(2,628)	141	899	2,988
130	Guided Missiles, Complete	320	51	179	33	57
140	Guided Missile Components	461	508	-	(47)	-
150	Industrial Facilities and Equipment	6	(8)	4	10	-
160	Modification	741	134	179	81	347
994	Progress Payments	(283)	(113)	(115)	(55)	-
	<u>PROCUREMENT OTHER THAN AIRCRAFT AND MISSILES - TOTAL</u>	<u>4,494</u>	<u>699</u>	<u>1,185</u>	<u>1,914</u>	<u>696</u>
210	Weapons, Ammunition and Propellants	1,995	106	144	1,745	-
220	Vehicular Equipment	-	-	-	-	-
230	Ground Communication-Electronic Equipment	2,341	518	965	170	688
240	Ground Handling Equipment	40	28	(1)	6	7
250	Training Equipment	(8)	(25)	(4)	21	-
260	Support Equipment and Supplies	(38)	74	(103)	(11)	2
270	Base Maintenance Equipment	(5)	-	-	(5)	-
994	Progress Payments	43	(2)	184	(139)	-
997	Tax Credit	127	-	-	127	-

Source: Financial Policy and Analysis Division, Directorate of Budget, Comptroller of the Air Force.

TABLE 229 - DEPARTMENT OF THE AIR FORCE - GROSS EXPENDITURES AGAINST FY 1956 PROGRAM - DURING FY 1963

(Figures are in thousands of dollars and do not necessarily add to totals due to rounding. Figures in parentheses denote minus amounts.)

PRO-GRAM NUM-BER	APPROPRIATION AND PROGRAM TITLE	TOTAL GROSS EXPENDITURES	GROSS EXPENDITURES			
			First Quarter	Second Quarter	Third Quarter	Fourth Quarter
	<u>ALL APPLICABLE APPROPRIATIONS - TOTAL</u>	\$ 5,405	\$ 856	\$ 2,372	\$ 430	\$ 1,747
	<u>AIRCRAFT, MISSILES AND RELATED PROCUREMENT - TOTAL</u>	<u>4,936</u>	<u>527</u>	<u>2,106</u>	<u>558</u>	<u>1,745</u>
110	Aircraft, Complete	1,071	21	98	22	930
120	Initial Aircraft Component, Spares, and Spare Parts	330	402	63	21	(156)
130	Related Aircraft Procurement	1,341	9	(50)	514	868
140	Modification of In-Service Aircraft and Components	2,031	35	1,996	-	-
150	Guided Missiles, Complete	208	106	(1)	-	103
180	Industrial Mobilization	-	-	-	-	-
190	Procurement Administration	-	-	-	-	-
994	Progress Payments	(46)	(46)	-	-	-
	<u>PROCUREMENT OTHER THAN AIRCRAFT AND MISSILES - TOTAL</u>	<u>469</u>	<u>329</u>	<u>266</u>	<u>(128)</u>	<u>2</u>
210	Weapons, Ammunition and Assist Take-Off Units	515	103	-	412	-
220	Ground Powered and Marine Equipment	-	-	-	-	-
230	Electronic and Communication Equipment	(150)	149	301	(605)	5
250	Training Equipment	102	46	-	56	-
270	Other Major Equipment	(2)	-	-	-	(2)
994	Program Payments	-	31	(40)	9	-
997	Tax Credit	5	-	5	-	-

Source: Financial Policy and Analysis Division, Directorate of Budget, Comptroller of the Air Force.

TABLE 230 - DEPARTMENT OF THE AIR FORCE - GROSS EXPENDITURES AGAINST "L", "M", AND APPROPRIATION TRANSFER ACCOUNTS - DURING FY 1963

(Figures are in thousands of dollars and do not necessarily add to totals due to rounding. Figures in parentheses denote minus amounts.)

APPROPRIATION AND PROGRAM TITLE	TOTAL GROSS EXPENDITURES	GROSS EXPENDITURES			
		First Quarter	Second Quarter	Third Quarter	Fourth Quarter
<u>"L", "M", "ATA", AND COMBINED ACCOUNTS - TOTAL</u> . . .	\$ 625,418	\$ 221,258	\$ 230,417	\$ 104,252	\$ 69,491
<u>LIQUIDATION ACCOUNTS - TOTAL</u>	3,729	(922)	368	1,172	3,111
Aircraft, Missiles and Related Procurement	3,275	(679)	(34)	1,249	2,739
Procurement Other Than Aircraft and Missiles.	299	(275)	310	(66)	330
Research, Development, Test, and Evaluation	155	32	92	(11)	42
<u>SUCCESSOR "M" ACCOUNTS - TOTAL</u> ^{a/}	70,209	4,803	56,574	6,023	2,809
Military Personnel	3,590	1,451	405	1,562	172
Reserve Personnel	100	21	26	21	32
National Guard Personnel	5	-	1	4	-
Operation and Maintenance	66,464	3,285	56,138	4,438	2,603
Operation and Maintenance, Air National Guard	50	46	4	(2)	2
<u>APPROPRIATION TRANSFER ACCOUNTS - TOTAL</u>	10,715	2,231	5,731	1,383	1,370
Missile Procurement	27	-	-	26	1
Other Procurement	78	6	-	-	72
Military Construction, Air Force.	10,467	2,225	5,588	1,357	1,297
Military Construction, Air National Guard	143	-	143	-	-
<u>COMBINED YEAR ACCOUNTS - TOTAL</u>	540,765	215,146	167,744	95,674	62,201
Research, Development, Test, and Evaluation					
FY 1956 through FY 1960	24,214	10,642	4,994	3,720	4,858
Military Construction, Air Force, FY 1962					
and Prior	496,126	195,988	155,766	89,200	55,172
Military Construction, Air Force Reserve,					
FY 1962 and Prior	3,828	1,483	915	380	1,050
Military Construction, Air National Guard,					
FY 1962 and Prior	16,597	7,033	6,069	2,374	1,121

^{a/} Includes Undistributed.

Source: Financial Policy and Analysis Division, Directorate of Budget, Comptroller of the Air Force.

