

**UNITED STATES AIR FORCE**

***STATISTICAL DIGEST***

**(ABRIDGED)**

**FISCAL YEAR 1991 ESTIMATE**

**PREPARED BY**

**DEPUTY ASSISTANT SECRETARY**

**(COST AND ECONOMICS)**

**ASSISTANT SECRETARY OF THE AIR FORCE**

**(FINANCIAL MANAGEMENT AND COMPTROLLER OF THE AIR FORCE)**

**WASHINGTON, D. C. 20330-1000**

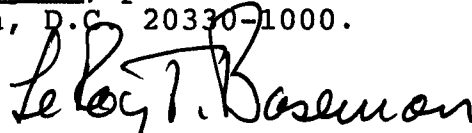


## FOREWORD

All of us have been and are being affected by the new international environment--changed perceptions of the threat, negotiated reductions in conventional and strategic arms, shrinking defense budgets, and, consequently, a smaller Air Force with fewer resources. We in the Secretariat are no exception. As a result of declining resources, it was imperative that we consolidate our publications. Our new document, the USAF Statistical Digest, is a consolidation of three previous publications: the USAF Summary, Budget Book, and Budget Book in Brief. Please note that there have been no substantive changes to the information previously provided.

A great deal of redundancy existed when we published the aforementioned three books. This has been eliminated. In addition, the USAF Statistical Digest has been reformatted to enable users to more easily find the information contained therein. Also, the charts and tables are now created using state of the art graphics. They should be more legible and thus, more useful. The time required to prepare the USAF Statistical Digest has been decreased substantially. All in all, we are proud of the improvements, the refinement of the production process, the reduction in production costs, and the final product.

If you have any comments or suggestions for further improving the USAF Statistical Digest, please forward them to SAF/FMC, The Pentagon, Washington, D.C. 20330-1000.



LEROY T. BASEMAN  
Deputy Assistant Secretary  
(Cost and Economics)  
Assistant Secretary of the Air Force  
(Financial Management and Comptroller)

## CONTENTS

FOREWORD	i
LIST OF CHARTS	viii

### PART A: FEDERAL GOVERNMENT

A-1	Gross National Product Components (Constant \$)	A-1
A-2	Gross National Product Components (Then-Year \$)	A-2
A-3	Federal Budget Outlays by Function	A-4
A-4	Federal Budget Receipts & Outlays (Then-Year \$)	A-7
A-5	Federal Budget Receipts & Outlays (Constant FY 91 \$)	A-8
A-6	Federal Budget Receipts by Source	A-10
A-7	Budget: Federal, DoD & Air Force	A-14

### PART B: DEPARTMENT OF DEFENSE (DoD)

B-1	Appropriation Acts: Dates of Enactment	B-1
B-2	TOA & Outlay Budget Trends	B-2
B-3	Budget Long-Range Forecast	B-4
B-4	TOA: Investment, RDT&E & Operations Accounts	B-5
B-5	Outlays: Investment, RDT&E & Operations Accounts	B-6
B-6	TOA: Service Components	B-7
B-7	Outlays: Service Components	B-8
B-8	TOA: Procurement by Service Component	B-9
B-9	TOA: RDT&E Detail	B-10
B-10	Personnel: Service Component	B-11
B-11	Pay as a Percent of Total DoD Outlays	B-12
B-12	Defense Outlays vs Payment to Individuals as a % of GNP	B-14
B-13	Defense Outlays vs Payment to Individuals as a % of Federal Outlays	B-15



# CONTENTS

## PART C: AIR FORCE BUDGET

### SECTION I: GENERAL

C-1	Budget Objectives	C-1
C-2	FY 90 Authorization/Appropriation Chronology	C-2
C-3	FY 90 Authorization/Appropriation Chronology Highlights	C-3
C-4	Total TOA and Outlay Trends	C-10
C-5	TOA by Appropriation (Then-Year/Constant FY 91 \$)	C-12
C-6	Real Growth in TOA by Appropriation (FY 90/FY 91)	C-13
C-7	Outlays: Appropriation	C-14
C-8	Procurement, RDT&E, & MILCON Total TOA vs All Other TOA	C-15
C-9	TOA: Major Force Program	C-16
C-10	Air Force Reserve & Air National Guard Appropriation Highlights	C-18
C-11	Direct Personnel Cost & End Strength	C-19
C-12	Personnel Budget Outlay Trends	C-21
C-13	Aircraft Replenishment Spares	C-22
C-14	MILCON Appropriation Summary	C-23
C-15	O&M Funding by MFP & Commodity Group	C-24
C-16	New Military Family Housing: Quantities & Cost	C-25
C-17	Existing Military Family Housing: Quantities Only	C-26
C-18	MFP 1 & MFP 2 vs Private Sector Expenditures	C-27

### SECTION II: P-1 & R-1 EXHIBIT HIGHLIGHTS

C-19	Summary: Appropriations 3010, 3020 & 3080	C-29
C-20	Aircraft Procurement (3010): Summary by Budget Activity	C-30
C-21	Aircraft Procurement (3010): Highlights	C-31
C-22	Missile Procurement (3020): Summary by Budget Activity	C-32
C-23	Missile Procurement (3020): Highlights	C-33

## CONTENTS

### SECTION II: AIR FORCE P-1 & R-1 HIGHLIGHTS (CONT'D)

C-24	Other Procurement (3080): Summary by Budget Activity	C-34
C-25	Other Procurement (3080): Highlights	C-35
C-26	RDT&E (3600): Summary by Budget Activity, MFP & Research Category	C-36
C-27	RDT&E (3600): Highlights	C-37

### SECTION III: AIR FORCE SELECTED ACQUISITION REPORT (SAR)

C-28	SAR Program	C-39
C-29	Nunn-McCurdy Breaches	C-40
C-30	Program Acquisition Unit Cost (PAUC)	C-41
C-31	Current Program Acquisition Unit Cost (CPAUC)	C-42

### PART D: AIR FORCE PERSONNEL

D-1	Personnel Distribution: Summary	D-1
D-2	Personnel Distribution: MFP	D-3
D-3	Personnel Distribution: MAJCOM, SOA and DRU	D-5
D-4	Personnel Distribution: State and Country of Assignment	D-10
D-5	Personnel Distribution: Major Installation	D-16
D-6	Personnel Distribution: AF Specialty Code (AFSC)	D-25
D-7	Military Personnel Distribution: Active Duty by Grade	D-27
D-8	Military Personnel Distribution: Age	D-28
D-9	Military Female Distribution: Grade	D-29
D-10	Military Minority (Racial) Personnel Distribution: Grade	D-31
D-11	Military Distribution: Ethnic Descent	D-34
D-12	Officer Personnel Distribution: Educational Level	D-35
D-13	Officer Personnel Distribution: Competitive Category	D-37
D-14	Officer Personnel Distribution: Occupational Field	D-38
D-15	Pilots & Navigators: Requirements & Inventory	D-42

# CONTENTS

## PART D: AIR FORCE PERSONNEL (CONT'D)

D-16	Rated Officers on Flying Status by Grade	D-43
D-17	Pilots & Navigators Receiving Incentive Pay	D-44
D-18	Pilots & Navigators Actually Flying	D-44
D-19	Pilot & Navigator Distribution: MAJCOM, SOA & DRU	D-45
D-20	Enlisted Personnel Distribution: Career Field	D-48
D-21	Enlisted Personnel Distribution: Educational Level	D-50
D-22	Non-Prior Service Enlisted Accessions: Education & Gender	D-52
D-23	Reserve Personnel Distribution	D-53
D-24	Military Retirement Program Cost	D-56
D-25	Military Retirement Program Population Distribution	D-56
D-26	Retired Military Personnel Distribution: Grade	D-57
D-27	Retired Military Personnel Distribution: Disability Category	D-58
D-28	Civilian Personnel Distribution: Grade	D-59

## PART E: AIR FORCE BASES, UNITS, MATERIEL & FLYING HOURS

E-1	Aircraft Inventory: Regular and Reserve Forces	E-1
E-2	Aircraft Inventory: Mission	E-2
E-3	Aircraft Squadrons: Mission Area	E-4
E-4	Aircraft & Missile Procurement	E-5
E-5	Aircraft Inventory by Mission/Designation: Regular Air Force	E-6
E-6	Aircraft Inventory by Mission/Designation: Air Force Reserve	E-8
E-7	Aircraft Inventory by Mission/Designation: Air National Guard	E-9
E-8	Flying Unit Locations by State: Air Force Reserve	E-11
E-9	Flying Unit Locations by State: Air National Guard	E-13
E-10	Flying Hours: Actual & Programmed	E-16
E-11	Flying Hours by Aircraft Mission/Designation: Regular Air Force	E-18
E-12	Flying Hours by Aircraft Mission/Designation: Air Force Reserve	E-21

## CONTENTS

### PART E: BASES, UNITS, MATERIEL & FLYING HOURS (CONT'D)

E-13	Flying Hours by Aircraft Mission/Designation: Air National Guard	E-22
E-14	Aircraft Age: Regular & Reserve Forces	E-24
E-15	Aircraft Age by Mission/Designation: Regular Air Force	E-25
E-16	Aircraft Age by Mission/Designation: Air Force Reserve	E-27
E-17	Aircraft Age by Mission/Designation: Air National Guard	E-28
E-18	Missile & Drone Average Age	E-29
E-19	Installation Posture	E-30
E-20	Aircraft Mission Capability Rates	E-34
E-21	Aircraft Mishap & Destroy Rates	E-37

### PART F: AIR FORCE INDICES, RATES & FACTORS

F-1	Indices: GNP Deflator, CPI (U) and PPI	F-1
F-2	Official Raw Inflation Indices by Appropriation	F-3
F-3	Official Weighted Inflation Indices by Appropriation	F-6
F-4	Military Monthly Basic Pay by Grade/Years of Service	F-9
F-5	Military Monthly Basic Allowance for Quarters/Subsistence	F-10
F-6	FY 90 Military Annual Standard Composite Pay Rate	F-12
F-7	FY 91 Military Annual Standard Composite Pay Rate	F-13
F-8	Trends: Military Standard Composite Pay Rate by Grade	F-14
F-9	Rated Personnel Average Pay Rates by Flying Status & Assigned Location	F-15
F-10	Civilian Pay Schedule by Grade & Step	F-16
F-11	Military & Civilian Pay: Weighted Average	F-17
F-12	Military & Civilian Pay Increase Trends: Percent	F-18
F-13	Aviation Fuel Cost and Consumption	F-19

## CONTENTS

### APPENDIX

X-1	Key Personnel: Department of the Air Force	X-1
X-2	Key Congressional Committee Members	X-10
X-3	P-1 Exhibit (Aircraft Procurement, 3010)	X-21
X-4	P-1 Exhibit (Missile Procurement, 3020)	X-28
X-5	P-1 Exhibit (Other Procurement, 3080)	X-33
X-6	R-1 Exhibit (RDT&E, 3600)	X-47
X-7	Glossary	X-59

## LIST OF CHARTS

### PART A: FEDERAL GOVERNMENT

A-1	GNP Major Components	A-3
A-2	Federal Budget Outlays by Function	A-6
A-3	Federal Budget Trends	A-9
A-4	Federal Receipts by Source	A-12
A-5	The Estimated FY 91 Federal Government Dollar	A-13

### PART B: DEPARTMENT OF DEFENSE

B-1	DoD Total Obligational Authority Trends	B-3
B-2	DoD Pay as a Percent of Total DoD Budget Outlays	B-13
B-3	US Defense Outlays vs Payments to Individuals	B-16

### PART C: AIR FORCE BUDGET

C-1	AF TOA (Constant FY 91 Dollars)	C-11
C-2	AF TOA by Major Force Program	C-17
C-3	AF Facilities Maintenance & Repair: Value of Backlog	C-28

### PART D: AIR FORCE PERSONNEL

D-1	Military and Civilian Population	D-2
D-2	Military Female Population Trends	D-30
D-3	Military Minority Population Trends	D-33
D-4	Officer Educational Patterns	D-36
D-5	Enlisted Educational Patterns	D-51

### PART E: AIR FORCE BASES, UNITS & MATERIEL

E-1	Air Force Aircraft Inventory	E-3
E-2	Air Force Flying Hour Trends	E-17
E-3	Aircraft Age Trends	E-23
E-4	Active Major Installations (CONUS)	E-31

## LIST OF CHARTS

### PART E: AIR FORCE BASES, UNITS & MATERIEL

E-5	Active Major Installations (Europe, Africa, & Middle East)	E-32
E-6	Active Major Installations (Atlantic, Central America, & Pacific)	E-33
E-7	Air Force Buildings by Year of Construction	E-38

### PART F: AIR FORCE INDICES RATES & FACTORS

F-1	Consumer Price Index: Annual Percent Change	F-2
-----	---	-----





**TABLE A-1**  
**GROSS NATIONAL PRODUCT COMPONENTS**  
 (Constant 82 Dollars in Billions) 1/

FISCAL YEAR	GNP	CONSUMPTION	INVESTMENT	GOV'T	PURCH'S	NET EXPORTS
				DEFENSE	OTHER*	
1960	1652.8	996.2	271.7	189.7	209.4	(12.0)
1962	1761.4	1046.2	282.0	202.9	236.9	(6.5)
1964	1928.2	1197.2	319.5	196.8	271.1	3.7
1966	2158.2	1274.0	382.4	199.2	309.9	(6.8)
1968	2320.6	1367.4	388.0	251.4	336.9	(23.1)
1970	2418.0	1475.4	391.3	228.7	352.3	(32.5)
1972	2530.7	1572.7	435.1	188.9	382.3	(48.4)
1974	2750.9	1681.5	510.8	164.5	402.6	(8.4)
1976 2/	2772.2	1758.0	426.0	158.8	424.2	5.3
1978	3068.3	1942.1	559.8	159.7	440.0	(33.3)
1980 3/	3187.7	2001.0	519.1	169.9	449.0	48.7
1981	3243.8	2023.1	544.4	177.0	448.2	51.1
1982	3181.0	2036.0	474.6	189.8	446.0	34.8
1983	3227.7	2117.7	461.9	204.4	449.2	(5.5)
1984	3458.9	2227.0	638.8	215.1	449.9	(71.9)
1985	3586.9	2328.4	638.9	233.2	483.1	(96.6)
1986	3700.1	2423.6	647.9	248.5	507.3	(127.2)
1987	3803.2	2500.1	647.5	262.5	515.2	(122.1)
1988	3991.0	2574.5	718.8	262.8	518.8	(83.9)
1989 4/	4117.9	2653.1	718.7	258.0	547.4	(59.3)
1990 4/	4195.3	2712.7	727.3	250.9	561.5	(57.1)
1991 4/	4301.6	2761.0	766.5	239.0	571.8	(36.6)

Footnotes:

1/ Data Resources, Inc.

2/ Excludes Transition Period.

3/ In actuality, there was a trade surplus for most years before 1980.

However, repricing in constant dollars with a base year after the 1970-80 oil price increase (and other cumulative price changes) causes an apparent trade deficit for those years.

4/ Estimate as of 20 Feb 90.

\*Includes purchases of federal, state & local governments.

OPR: SAF/FMCEE, Mr S Connair, Ext 71152.

TABLE A-2 1/

**GROSS NATIONAL PRODUCT COMPONENTS  
THEN-YEAR DOLLARS (BILLIONS) 2/**

FISCAL YEAR	GNP	CONSUMP -TION	INVEST -MENT	GOVT PURCHASES		NET EXPORTS
				DEFENSE	OTHER*	
1960	507.8	324.7	81.6	45.4	52.7	3.4
1962	556.7	351.2	85.0	50.4	63.2	6.9
1964	629.4	395.0	97.1	51.3	76.3	9.8
1966	740.5	460.3	123.4	55.6	92.4	8.8
1968	852.4	525.1	132.0	76.9	112.1	6.3
1970	990.5	619.3	149.9	78.7	134.0	7.5
1972	1151.2	721.4	184.3	76.0	166.0	3.6
1974	1417.0	873.9	242.2	78.9	201.3	20.8
1976 3/	1699.6	1072.5	252.3	91.5	259.7	26.5
1978	2173.4	1364.0	396.1	106.3	308.1	(1.1)
1980	2667.7	1689.5	434.8	137.1	378.0	28.3
1981	2986.2	1877.6	503.6	160.7	412.0	32.4
1982	3141.5	2011.5	470.9	187.4	439.7	32.1
1983	3322.4	2184.9	459.7	210.4	463.6	3.9
1984	3695.7	2386.0	644.3	228.6	485.1	(48.4)
1985	3950.9	2577.3	645.0	253.0	544.7	(69.1)
1986	4184.3	2755.4	660.7	274.8	589.4	(96.0)
1987	4432.2	2957.1	674.7	290.7	620.7	(111.2)
1988	4792.8	3174.9	749.5	297.1	655.9	(84.6)
1989	5153.3	3414.4	769.1	302.1	722.8	(55.1)
1990 4/	5446.7	3638.3	787.1	304.5	776.2	(59.4)
1991 4/	5786.4	3864.9	852.1	301.8	828.1	(60.5)

## Footnotes:

1/ Does not correspond to categories in Unified Budget for National Income &amp; Product Account def

2/ Data Resources, Inc.

3/ Excludes Transition Period.

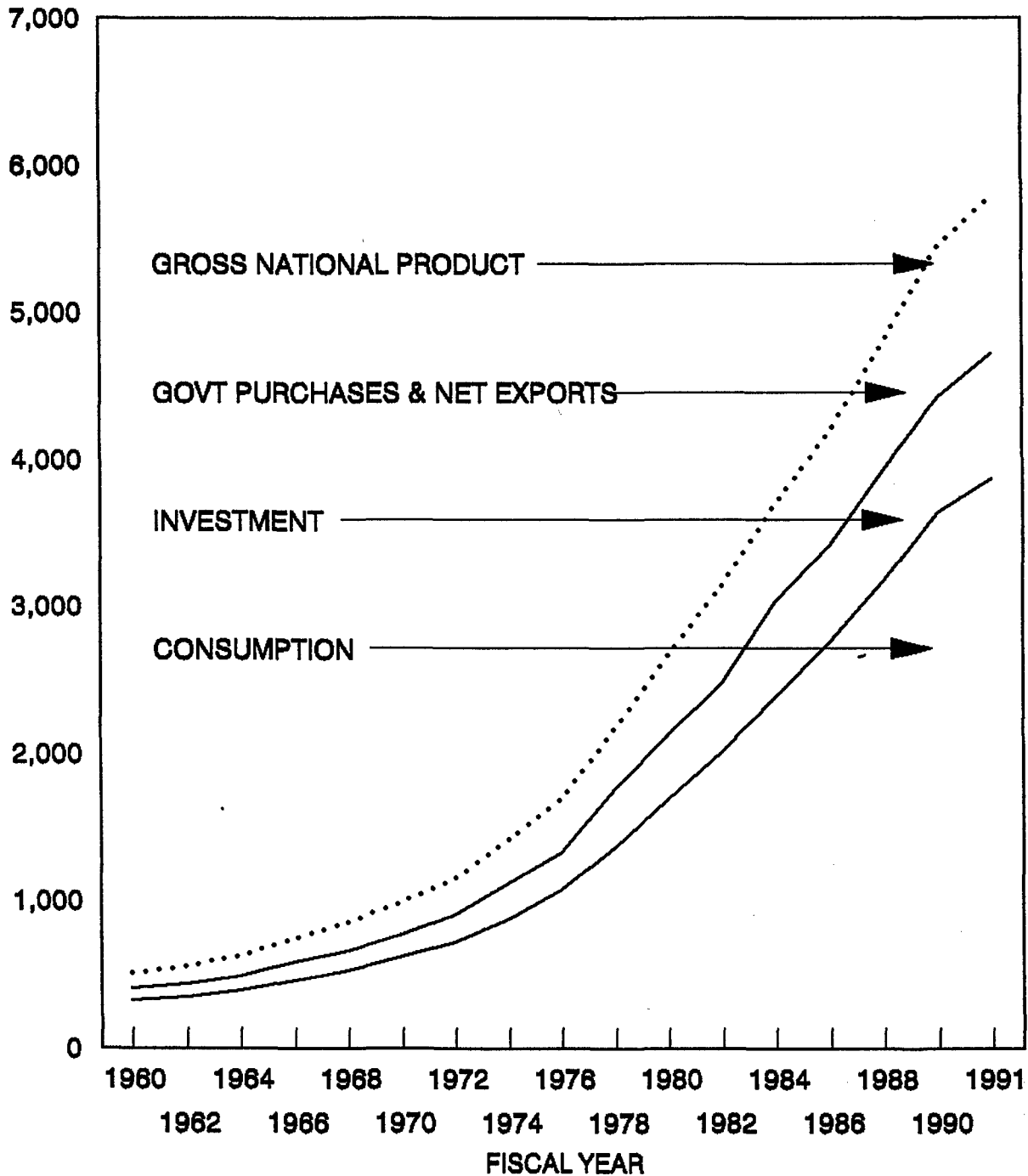
4/ Estimated, as of 20 Feb 90.

\* Includes purchases of federal, state &amp; local governments.

OPR: SAF/FMCEE, Mr S Connair, Ext 71152.

**FIGURE A-1**  
**GNP MAJOR COMPONENTS**

THEN-YEAR DOLLARS (BILLIONS)



DATA SOURCE: TABLE A-2.

TABLE A-3

**FEDERAL BUDGET OUTLAYS BY FUNCTION  
THEN-YEAR DOLLARS (BILLIONS)**

FISCAL YEAR	NATIONAL DEFENSE	SOCIAL SECURITY & MEDICAL	1/ HEALTH & EDUCATION	INCOME SECURITY & 2/ VET BENEFITS	3/ NET INTEREST	OTHER 4/	TOTAL
1960	48.1	11.6	1.7	12.8	6.9	11.0	92.2
1962	52.3	14.4	2.4	14.8	6.9	16.0	106.8
1964	54.8	16.6	3.4	15.3	8.2	20.2	118.5
1966	58.1	20.7	6.9	15.6	9.4	23.8	134.5
1968	81.9	28.5	12.0	18.8	11.1	25.8	178.1
1970	81.7	36.5	14.5	24.3	14.4	24.2	195.6
1972	79.2	47.6	21.2	38.4	15.5	28.8	230.7
1974	79.3	65.5	23.2	47.1	21.4	32.9	269.4
1976 5/	89.6	89.7	34.6	79.2	26.7	52.0	371.8
1978	104.5	116.6	45.2	80.5	35.4	76.5	458.7
1980	134.0	150.6	55.0	107.7	52.5	91.1	590.9
1981	157.5	178.7	60.6	122.7	68.7	90.0	678.2
1982	185.3	202.5	54.5	131.7	85.0	86.7	745.7
1983	209.9	223.3	55.2	147.4	89.8	82.7	808.3
1984	227.4	235.8	58.0	138.3	111.1	81.2	851.8
1985	252.7	254.4	62.9	154.5	129.4	92.3	946.3
1986	273.4	268.9	66.5	146.2	136.0	99.3	990.3
1987	282.0	282.5	69.7	150.0	138.6	81.0	1003.8
1988	290.4	298.2	76.4	158.8	151.7	88.5	1064.0
1989	303.6	317.5	85.1	166.1	169.1	101.2	1142.6
1990 6/	296.3	345.1	95.5	175.5	175.6	109.2	1197.3
1991 6/	303.3	363.4	104.7	184.0	173.0	104.9	1233.3

**TABLE A-3 (CONT'D)**

**FEDERAL BUDGET OUTLAYS BY FUNCTION  
THEN-YEAR DOLLARS (BILLIONS)**

**Footnotes:**

**1/ HEALTH & EDUCATION:**

- Health care services
- Health research
- Elementary, secondary, and vocational education
- Higher education
- Training and employment
- Social services
- Other

**2/ INCOME SECURITY & VETERANS BENEFITS & SERVICES:**

- General retirement and disability insurance  
(excluding social security)
- Federal employee retirement and disability
- Unemployment compensation
- Other income security
- Veterans education, rehab, medical, housing, etc.

**3/ NET INTEREST::**

- Interest on the public debt
- Interest received by trust funds
- Other interest

**4/ OTHER:**

- International affairs; general science, space  
and technology; energy; natural resources  
and environment; agriculture; commerce and  
housing credit; transportation; community  
and regional development; administration of  
justice; general government; general purpose  
fiscal assistance; allowances and other undistributed  
offsetting receipts.

5/ FY 76 excludes Transition Quarter.

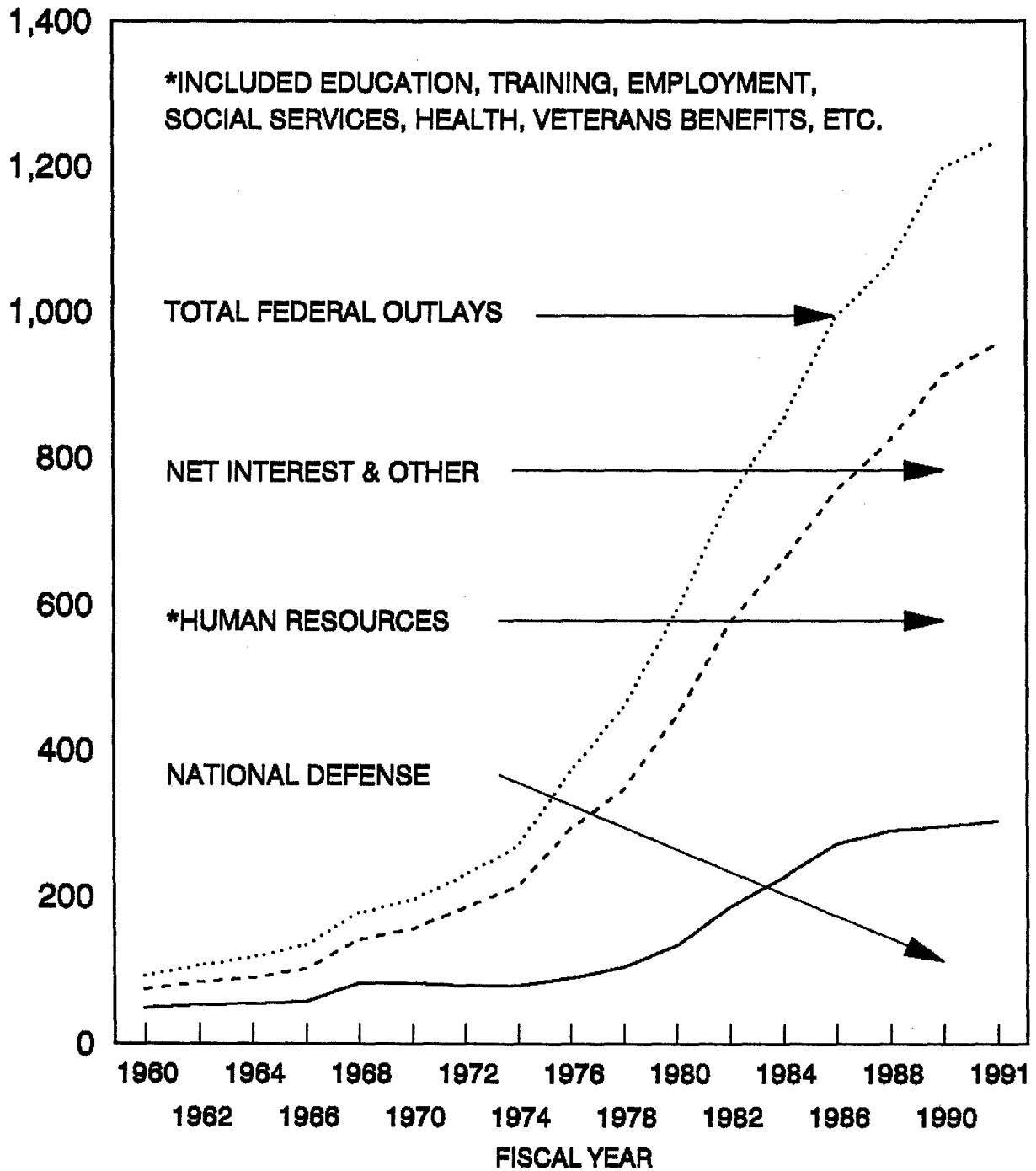
6/ Estimated.

OPR: SAF/FMBMC, Mr M Fritsch, Ext 54942.

Data Source: "Historical Tables, Budget of the  
United States Government," FY 91, Table 3.1.

# FIGURE A-2 FEDERAL BUDGET OUTLAYS BY FUNCTION

THEN-YEAR DOLLARS (BILLIONS)



DATA SOURCE: TABLE A-3

**TABLE A-4**  
**FEDERAL RECEIPTS AND OUTLAYS**  
**THEN-YEAR DOLLARS (BILLIONS)**

FY	GNP 1/	RECEIPTS 2/	OUTLAYS 2/	SURPLUS/ DEFICIT 3/	G-R-H TARGET
1960	507.8	92.5	92.2	0.3	
1962	556.7	99.7	106.8	(7.1)	
1964	629.4	112.6	118.5	(5.9)	
1966	740.5	130.8	134.5	(3.7)	
1968	852.4	153.0	178.1	(25.2)	
1970	990.5	192.8	195.6	(2.8)	
1972	1151.2	207.3	230.7	(23.4)	
1974	1417.0	263.2	269.4	(6.1)	
1976 4/	1699.6	298.1	371.8	(73.7)	
1978	2173.4	399.6	458.7	(59.2)	
1980	2667.7	517.1	590.9	(73.8)	
1981	2986.2	599.3	678.2	(78.9)	
1982	3141.5	617.8	745.7	(127.9)	
1983	3322.4	600.6	808.3	(207.8)	
1984	3695.7	666.5	851.8	(185.3)	
1985	3950.9	734.1	946.3	(212.3)	
1986	4194.3	769.1	990.3	(221.2)	(-171.9) 6/
1987	4432.2	854.1	1003.8	(149.7)	(-144.0) 6/
1988	4792.8	909.0	1064.4	(155.1)	(-144.0) 7/
1989	5153.3	990.7	1142.6	(152.0)	(-136.0) 7/
1990	5446.7 5/	1073.5	1197.2	(123.8)	(-100.0) 7/
1991	5786.4 5/	1170.2	1233.3	(63.1)	(-64.0) 7/

Footnotes:

1/ Data Resources, Inc. (DRI).

2/ "Historical Tables, Budget of the U S Government," FY 1991, Table 1.1.

3/ Total may not equal receipts minus outlays due to rounding.

4/ Excludes Transition Quarter.

5/ DRI forecast as of 20 Feb 1990.

6/ Targets prescribed in Balanced Budget & Emergency Deficit Control Act of 1985.

7/ Targets as revised in 1987.

OPR: SAF/FMBMC, Mr M Fritsch (G-R-H Target), Ext 54942; SAF/FMCEE, Mr S Connair (Other), Ext 71152.

TABLE A-5

FEDERAL RECEIPTS AND OUTLAYS  
CONSTANT FY 91 DOLLARS (BILLIONS)

FISCAL YEAR	GNP 1/	RECEIPTS 2/	OUTLAYS 2/	SURPLUS/ DEFICIT 3/	RECEIPTS AS % OF GNP	OUTLAYS AS % OF GNP
1960	\$2,228.4	\$405.9	\$404.6	\$1.3	18.2	18.2
1962	2373.3	425.0	455.3	(30.3)	17.9	19.2
1964	2592.9	463.9	488.2	(24.3)	17.9	18.8
1966	2895.4	511.4	525.9	(14.5)	17.7	18.2
1968	3115.6	559.2	651.0	(91.7)	17.9	20.9
1970	3257.4	634.0	643.3	(9.2)	19.5	19.7
1972	3406.9	613.5	682.7	(69.3)	18.0	20.0
1974	3683.0	684.1	700.2	(16.1)	18.6	19.0
1976 4/	3735.4	655.2	817.1	(162.0)	17.5	21.9
1978	4118.8	757.3	869.3	(112.0)	18.4	21.1
1980	4275.5	828.7	947.0	(118.3)	19.4	22.1
1981	4369.4	876.9	992.3	(115.4)	20.1	22.7
1982	4289.8	843.6	1018.3	(174.7)	19.7	23.7
1983	4341.8	784.9	1056.3	(271.4)	18.1	24.3
1984	4656.6	839.8	1073.3	(233.5)	18.0	23.0
1985	4826.7	896.8	1156.1	(259.2)	18.6	24.0
1986	4977.3	914.9	1178.0	(263.1)	18.4	23.7
1987	5117.2	986.1	1158.9	(172.8)	19.3	22.6
1988	5357.6	1016.1	1189.8	(173.7)	19.0	22.2
1989	5543.0	1065.6	1229.0	(163.4)	19.2	22.2
1990	5643.6 5/	1112.3	1240.5	(128.2)	19.7	22.0
1991	5786.4 5/	1170.2	1233.3	(63.1)	20.2	21.3

Footnotes:

1/ Data Resources, Inc. (DRI).

2/ Then-Year data, "Historical Tables, Budget of the U S Government, FY 1991," Table 1.1, converted to constant 1991 dollars using DRI GNP Implicit Price Deflators.

3/ Total may not equal receipts minus outlays due to rounding.

4/ Excludes Transition Quarter.

5/ DRI forecast as of 20 Feb 90.

OPR: SAF/FMCEE, Mr S Connair, Ext 71152.



**TABLE A-4**  
**FEDERAL RECEIPTS AND OUTLAYS**  
**THEN-YEAR DOLLARS (BILLIONS)**

FY	GNP 1/	RECEIPTS 2/	OUTLAYS 2/	SURPLUS/ DEFICIT 3/	G-R-H TARGET
1960	507.6	92.5	92.2	0.3	
1962	556.7	99.7	106.8	(7.1)	
1964	629.4	112.6	118.5	(5.9)	
1966	740.5	130.8	134.5	(3.7)	
1968	852.4	153.0	178.1	(25.2)	
1970	990.5	192.8	195.6	(2.8)	
1972	1151.2	207.3	230.7	(23.4)	
1974	1417.0	263.2	269.4	(6.1)	
1976 4/	1699.6	298.1	371.8	(73.7)	
1978	2173.4	399.6	458.7	(59.2)	
1980	2667.7	517.1	590.9	(73.8)	
1981	2986.2	599.3	678.2	(78.9)	
1982	3141.5	617.8	745.7	(127.9)	
1983	3322.4	600.6	808.3	(207.8)	
1984	3695.7	666.5	851.8	(185.3)	
1985	3950.9	734.1	946.3	(212.3)	
1986	4194.3	769.1	990.3	(221.2)	(-171.9) 6/
1987	4432.2	854.1	1003.8	(149.7)	(-144.0) 6/
1988	4792.8	909.0	1064.4	(155.1)	(-144.0) 7/
1989	5153.3	990.7	1142.6	(152.0)	(-136.0) 7/
1990	5446.7 5/	1073.5	1197.2	(123.8)	(-100.0) 7/
1991	5786.4 5/	1170.2	1233.3	(63.1)	(-64.0) 7/

Footnotes:

1/ Data Resources, Inc. (DRI).

2/" Historical Tables, Budget of the U S Government," FY 1991, Table 1.1.

3/ Total may not equal receipts minus outlays due to rounding.

4/ Excludes Transition Quarter.

5/ DRI forecast as of 20 Feb 1990.

6/ Targets prescribed in Balanced Budget & Emergency Deficit Control Act of 1985.

7/ Targets as revised in 1987.

OPR: SAF/FMBMC, Mr M Fritsch (G-R-H Target), Ext 54942; SAF/FMCEE, Mr S Connair (Other), Ext 71152.

TABLE A-5

**FEDERAL RECEIPTS AND OUTLAYS  
CONSTANT FY 91 DOLLARS (BILLIONS)**

FISCAL YEAR	GNP 1/	RECEIPTS 2/	OUTLAYS 2/	SURPLUS/ DEFICIT 3/	RECEIPTS AS % OF GNP	OUTLAYS AS % OF GNP
1960	\$2,226.4	\$405.9	\$404.6	\$1.3	18.2	18.2
1962	2373.3	425.0	455.3	(30.3)	17.9	19.2
1964	2592.9	463.9	486.2	(24.3)	17.9	18.8
1966	2895.4	511.4	525.9	(14.5)	17.7	18.2
1968	3115.6	559.2	651.0	(91.7)	17.9	20.9
1970	3257.4	634.0	643.3	(9.2)	19.5	19.7
1972	3406.9	613.5	682.7	(69.3)	18.0	20.0
1974	3683.0	684.1	700.2	(16.1)	18.6	19.0
1976 4/	3735.4	655.2	817.1	(162.0)	17.5	21.9
1978	4118.8	757.3	869.3	(112.0)	18.4	21.1
1980	4275.5	828.7	947.0	(118.3)	19.4	22.1
1981	4369.4	876.9	992.3	(115.4)	20.1	22.7
1982	4289.8	843.6	1018.3	(174.7)	19.7	23.7
1983	4341.8	784.9	1056.3	(271.4)	18.1	24.3
1984	4656.6	839.8	1073.3	(233.5)	18.0	23.0
1985	4826.7	896.8	1156.1	(259.2)	18.6	24.0
1986	4977.3	914.9	1178.0	(263.1)	18.4	23.7
1987	5117.2	986.1	1158.9	(172.8)	19.3	22.6
1988	5357.6	1016.1	1189.8	(173.7)	19.0	22.2
1989	5543.0	1065.6	1229.0	(163.4)	19.2	22.2
1990	5643.6 5/	1112.3	1240.5	(128.2)	19.7	22.0
1991	5786.4 5/	1170.2	1233.3	(63.1)	20.2	21.3

## Footnotes:

1/ Data Resources, Inc. (DRI).

2/ Then-Year data, "Historical Tables, Budget of the U S Government, FY 1991," Table 1.1, converted to constant 1991 dollars using DRI GNP Implicit Price Deflators.

3/ Total may not equal receipts minus outlays due to rounding.

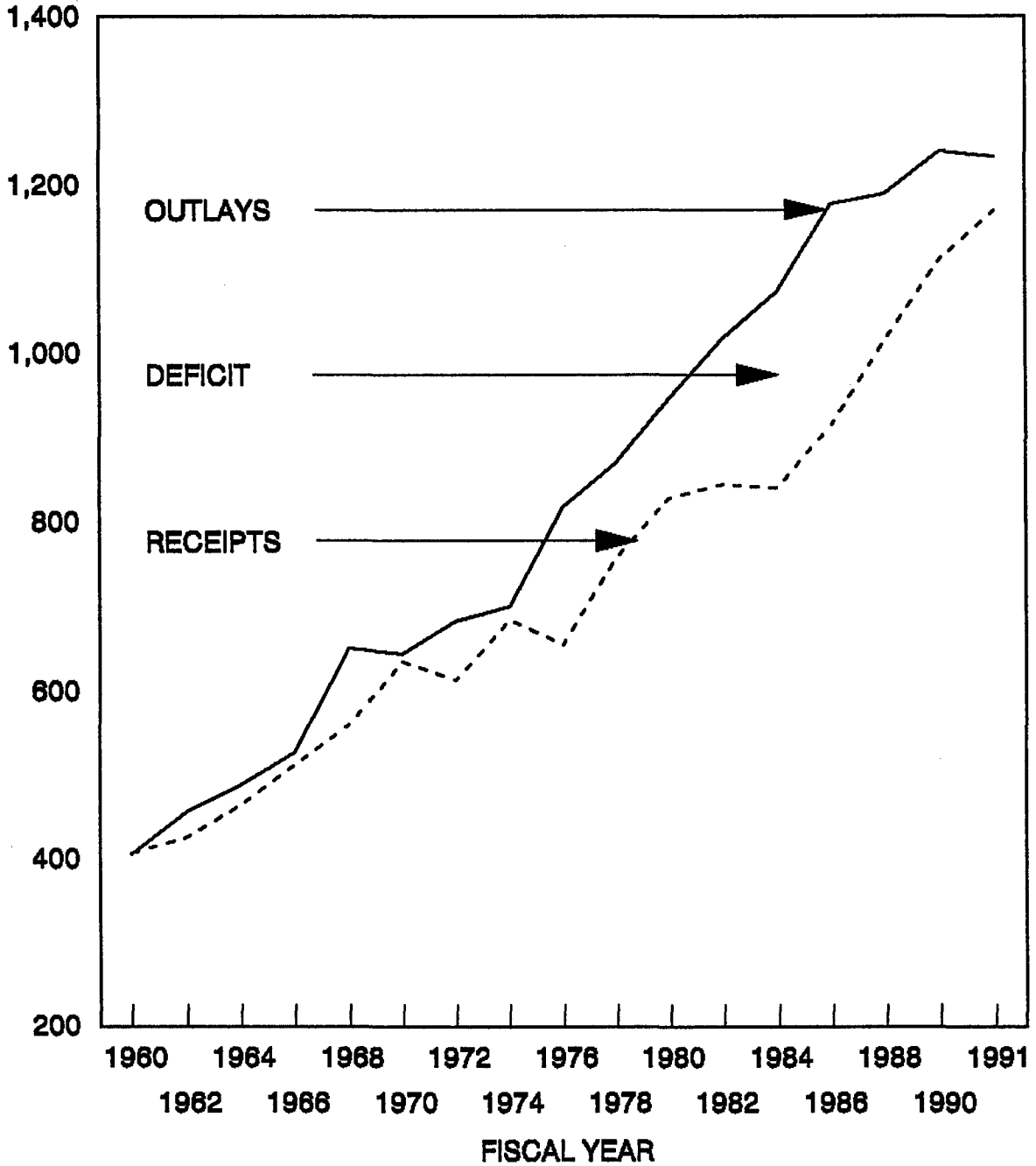
4/ Excludes Transition Quarter.

5/ DRI forecast as of 20 Feb 90.

OPR: SAF/FMCEE, Mr S Connair, Ext 71152.

# FIGURE A-3 FEDERAL BUDGET TRENDS

FY 1991 DOLLARS (BILLIONS)



DATA SOURCE: TABLE A-5

**TABLE A-5  
FEDERAL BUDGET RECEIPTS BY SOURCE  
THEN-YEAR DOLLARS (BILLIONS)**

FISCAL YEAR	TAXES			SOCIAL INSURANCE & 2/ CONTRIBUTION	OTHER 3/	TOTAL
	INDIVIDUAL INCOME	CORPORATE INCOME	EXCISE 1/			
1960	40.7	21.5	11.7	14.7	3.9	92.5
1962	45.6	20.5	12.5	17.0	4.0	99.7
1964	48.7	23.5	13.7	22.0	4.7	112.6
1966	55.4	30.1	13.1	25.5	6.7	130.8
1968	68.7	28.7	14.1	33.9	7.6	153.0
1970	90.4	32.8	15.7	44.4	9.5	192.8
1972	94.7	32.2	15.5	52.6	12.4	207.3
1974	119.0	38.6	16.8	75.1	13.7	263.2
1976 4/	131.6	41.4	17.0	90.8	17.3	298.1
1978	181.0	60.0	18.4	121.0	19.3	399.6
1980	244.1	64.6	24.3	157.8	26.3	517.1
1981	285.9	61.1	40.8	182.7	28.7	599.3
1982	297.7	49.2	36.3	201.5	33.0	617.8
1983	288.9	37.0	35.3	209.0	30.3	600.6
1984	298.4	56.9	37.4	239.4	34.4	666.5
1985	334.5	61.3	36.0	265.2	37.0	734.1
1986	349.0	63.1	32.9	283.9	40.2	769.1
1987	392.6	83.9	32.5	303.3	41.9	854.1
1988	401.2	94.5	35.2	334.3	43.7	909.0
1989	445.7	103.6	34.1	359.4	47.9	990.7
1990 5/	489.4	112.0	36.2	385.4	50.5	1073.5
1991 5/	528.5	129.7	37.6	421.4	53.0	1170.2

**TABLE A-6 (CONT'D)**  
**FEDERAL BUDGET RECEIPTS BY SOURCE**  
**THEN-YEAR DOLLARS (BILLIONS)**

**Footnotes:**

**1/ EXCISE TAXES:**

Federal funds (Alcohol, tobacco, and other excise taxes)

Trust funds:

Highway

Airport and airway (1971-present)

Black lung disability (1978-present)

**2/ SOCIAL INSURANCE TAXES AND CONTRIBUTIONS:**

Employment Taxes and Contributions:

Old-age and survivors insurance

Disability insurance

Hospital insurance

Railroad Retirement/Pension Fund

Railroad Social Security Equivalent Account (1985-present)

Unemployment Insurance

Other Retirement Contributions:

Employee contributions - employer contributions

Contributions for non-Federal employees

**3/ OTHER = Total Receipts - Individual Income Taxes - Corporation Taxes - Excise Taxes - Social Insurance Taxes and Contributions.**

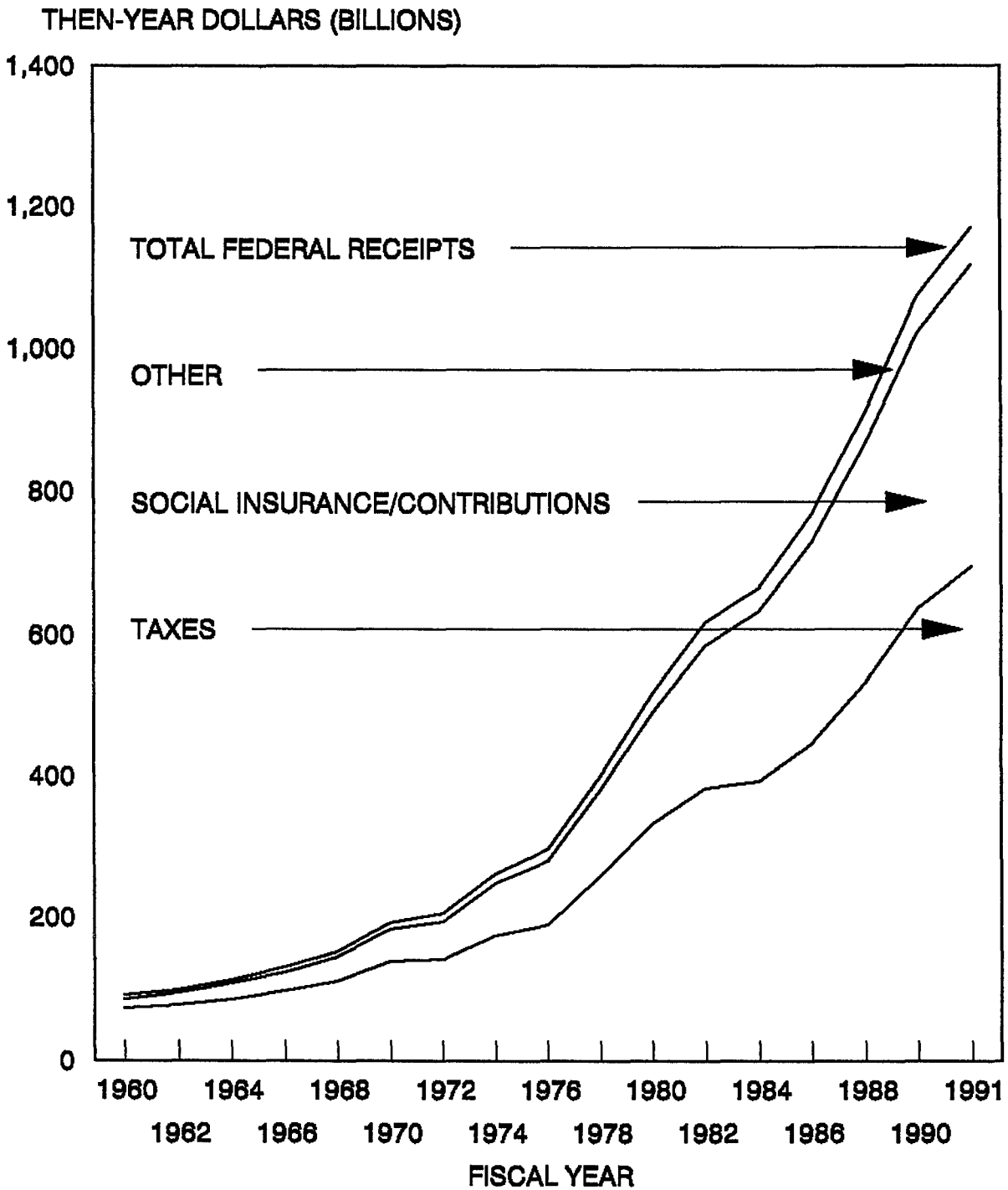
**4/ FY 76 excludes Transition Quarter.**

**5/ Estimated.**

OPR: SAF/FMBMC, Mr M Fritsch, Ext 54942.

Data Source: HISTORICAL TABLES, BUDGET OF THE UNITED STATES GOVERNMENT, FY 91, Tables 2.1 and 2.4.


**FIGURE A-4  
FEDERAL RECEIPTS BY SOURCE**



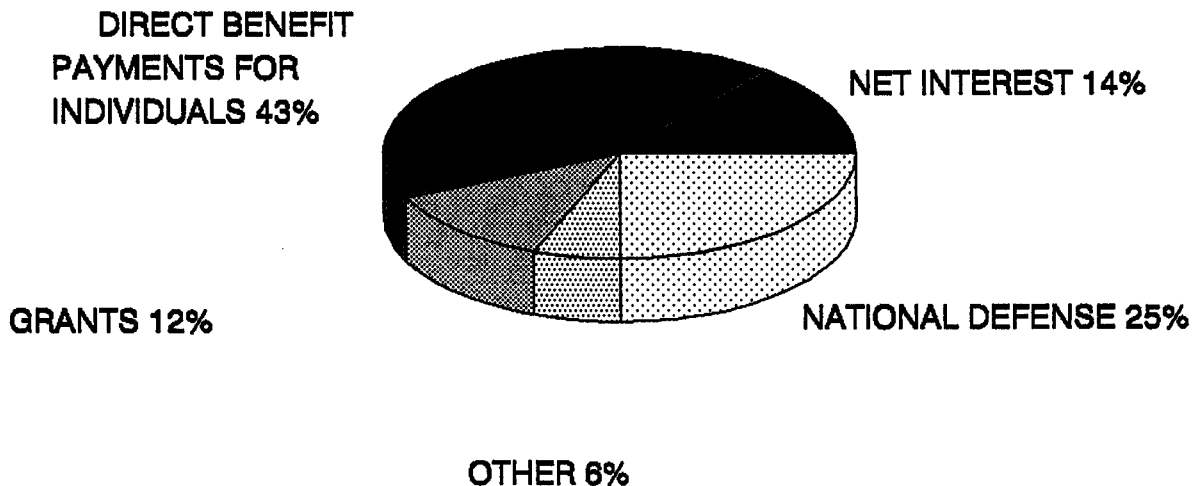
DATA SOURCE: TABLE A-6

**FIGURE A-5  
THE FEDERAL GOVERNMENT DOLLAR  
FISCAL YEAR 1991 ESTIMATE**

***WHERE IT COMES FROM ...***



***WHERE IT GOES ...***



DATA SOURCE: "BUDGET OF THE UNITED STATES GOVERNMENT, FISCAL YEAR 1991."

**TABLE B-1**  
**DEPARTMENT OF DEFENSE (DOD) APPROPRIATION ACTS**  
**DATES OF ENACTMENT**

FY	EFFECTIVE DATE	P.L. DESIGNATION
1973	26 October 1972	P.L. 92-570
1974	2 January 1974	P.L. 93-238
1975	8 October 1974	P.L. 93-437
1976 1/	9 February 1976	P.L. 94-212
1977	22 September 1976	P.L. 94-419
1978	21 September 1977	P.L. 95-111
1979	13 October 1978	P.L. 95-457
1980	21 December 1979	P.L. 96-154
1981	15 December 1980	P.L. 96-527
1982	29 December 1981	P.L. 97-114
1983	21 December 1982	P.L. 97-377
1984	8 December 1983	P.L. 98-212
1985	12 October 1984	P.L. 98-473
1986	19 December 1985	P.L. 99-190
1987	18 October 1986	P.L. 99-500
1988	22 December 1987	P.L. 100-202
1989	1 October 1988	P.L. 100-463
1990	21 November 1989	P.L. 101-165

Footnote:

1/ Fiscal Year changed from 1 July - 30 June to 1 October - 30 September.

OPR: SAF/FMBMC, Mr M Fritsch, Ext 54942.



**TABLE B-2  
DOD TOA AND OUTLAY BUDGET TRENDS  
(BILLIONS)**

FISCAL YEAR	TOA		OUTLAYS	
	THEN-YEAR	CONSTANT FY 91	THEN-YEAR	CONSTANT FY 91
1960	40.3	216.9	41.5	219.8
1962	48.4	253.4	46.8	241.5
1964	49.5	245.4	49.5	244.9
1966	64.5	288.2	54.1	246.4
1968	75.0	308.9	77.3	318.2
1970	75.5	277.2	77.1	285.1
1972	76.5	242.5	75.1	241.5
1974	81.7	220.3	77.6	216.9
1976 1/	95.7	219.7	87.9	205.5
1978	116.1	227.8	103.0	209.5
1980	142.0	229.8	132.8	224.1
1981	175.5	257.1	156.1	235.4
1982	210.7	287.0	184.5	253.8
1983	235.5	309.6	205.0	270.2
1984	255.3	325.5	220.8	280.1
1985	276.0	337.4	245.4	297.5
1986	278.2	331.2	265.6	314.6
1987	282.5	325.8	274.0	315.4
1988	288.6	321.0	281.9	314.4
1989	292.2	312.8	294.9	316.2
1990 2/	292.3	303.9	286.8	298.7
1991 2/	297.3	297.3	292.1	292.1

Footnotes:

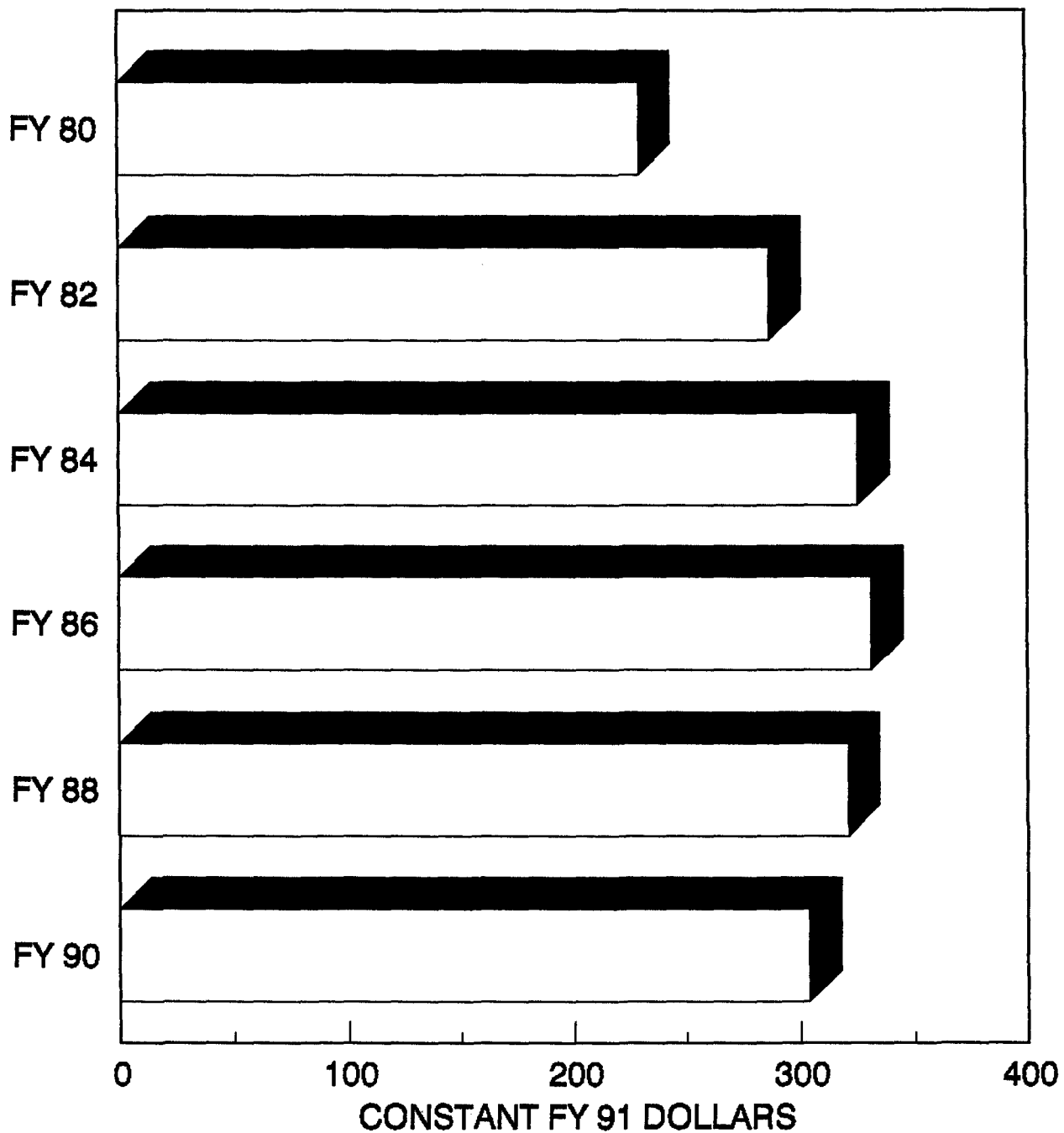
1/ Excludes FY 76 Transition Quarter.

2/ Estimated.

OPR: SAF/FMBMC, Mr M Fritsch, Ext 54942.

**TABLE B-1**  
**DOD TOTAL OBLIGATIONAL AUTHORITY (TOA) TRENDS**  
**(DOLLARS IN BILLIONS)**

**FISCAL YEAR**



**DATA SOURCE: TABLE B-2**

TABLE B-3						
DOD BUDGET LONG-RANGE FORECAST (BILLIONS) 1/						
	FY 89	FY 90	FY 91	FY 92	FY 93	FY 94
<b>BUDGET AUTHORITY</b>						
THEN-YEAR PRICES	290.8	291.4	295.1	300.0	304.4	308.0
REAL GROWTH	-1.3%	-2.7%	-2.6%	NA	NA	NA
<b>OUTLAYS</b>						
THEN-YEAR PRICES	294.9	286.8	292.1	296.9	299.0	302.3

Footnote:

1/ FY 90 through FY 94 values are estimated.

OPR: SAF/FMBMC, Mr M Fritsch, Ext 54942.

Data Source: "Budget of the United States Government for FY 1991," Sec 1, pp 157-158.

Section 1, pp 157-158.

**TABLE B-4**  
**DOD TOTAL OBLIGATIONAL AUTHORITY (TOA):**  
**INVESTMENT, RESEARCH AND OPERATIONS ACCOUNTS**  
**(BILLIONS)**

FY	RESEARCH	1/ INVESTMENT	OPERATIONS	TOTAL 3/
<b>THEN-YEAR DOLLARS</b>				
1980	13.492	37.342	91.148	141.983
1981	16.630	50.607	108.311	175.548
1982	20.090	68.180	112.447	200.667
1983	22.789	80.818	131.886	235.493
1984	26.863	88.147	140.256	255.266
1985	30.571	95.362	150.112	276.045
1986	33.550	92.344	152.270	278.164
1987	35.720	88.182	158.604	282.506
1988	37.027	88.160	163.420	288.607
1989	37.506	85.517	169.167	292.190
1990 2/	36.718	86.761	168.854	292.333
1991 2/	38.093	84.711	174.529	297.333
<b>CONSTANT FY 91 DOLLARS</b>				
1980	21.224	59.404	149.205	229.833
1981	24.104	74.417	158.568	257.089
1982	27.575	94.412	165.012	286.999
1983	30.178	107.326	172.050	309.554
1984	34.306	113.266	177.940	325.512
1985	37.883	118.890	180.601	337.374
1986	40.492	111.554	179.201	331.247
1987	41.794	102.772	181.283	325.849
1988	41.769	98.811	180.419	320.999
1989	40.626	92.180	179.979	312.785
1990 2/	38.212	89.992	175.721	303.925
1991 2/	38.093	84.711	174.529	297.333

**Footnotes:**

1/ Procurement and MILCON appropriations.

2/ Estimated.

3/ Totals may not add due to rounding.

OPR: SAF/FMBMC, Mr M Fritsch, Ext 54942.

**TABLE B-5  
DOD BUDGET OUTLAYS:  
INVESTMENT, RESEARCH AND OPERATIONS ACCOUNTS  
(BILLIONS)**

FY	RESEARCH	1/ INVESTMENT	OPERATIONS	TOTAL 3/
<b>THEN-YEAR DOLLARS</b>				
1980	13.127	31.471	88.242	132.840
1981	15.278	37.277	103.598	156.153
1982	17.729	45.917	120.874	184.520
1983	20.554	57.176	127.310	205.040
1984	23.117	65.585	132.104	220.806
1985	27.103	74.641	143.680	245.424
1986	32.283	81.584	151.822	265.689
1987	33.596	86.597	153.814	274.007
1988	34.792	83.040	164.103	281.935
1989	37.002	86.895	170.983	294.880
1990 2/	36.527	86.368	163.896	286.791
1991 2/	36.969	84.834	170.197	292.145
<b>CONSTANT FY 91 DOLLARS</b>				
1980	21.362	56.862	135.832	224.056
1981	22.517	60.678	152.217	235.412
1982	24.341	66.568	162.868	253.777
1983	27.188	77.081	165.940	270.209
1984	29.412	83.314	167.399	280.124
1985	33.374	91.697	172.410	297.481
1986	38.720	97.497	178.334	314.551
1987	39.170	100.744	175.507	315.421
1988	39.313	93.775	181.315	314.403
1989	40.114	94.170	181.995	316.240
1990 2/	38.067	89.994	170.641	298.702
1991 2/	36.969	84.834	170.197	292.145

Footnotes:

1/ Procurement and MILCON appropriations.

2/ Estimated.

3/ Totals may not add due to rounding.

OPR: SAF/FMBMC, Mr M Friltsch, Ext 54942.

**TABLE B-6**  
**DEPARTMENT OF DEFENSE**  
**TOTAL OBLIGATIONAL AUTHORITY BY SERVICE COMPONENT**  
**(BILLIONS)**

FISCAL YEAR	ARMY	NAVY	AIR FORCE	DEFENSE AGENCY /OSD	DEFENSE-WIDE	TOTAL 2/
<b>THEN-YEAR DOLLARS</b>						
1980	34.572	46.984	41.556	5.268	13.603	141.983
1981	43.176	57.050	52.370	6.758	16.194	175.548
1982	52.099	68.034	65.017	7.887	17.630	210.667
1983	57.359	78.951	73.440	9.295	16.448	235.493
1984	61.516	80.549	85.304	10.712	17.184	255.266
1985	72.792	92.967	96.499	12.971	0.817	276.045
1986	73.793	93.168	93.938	15.555	1.709	278.164
1987	75.313	94.606	93.869	17.553	1.165	282.506
1988	76.769	102.362	90.545	17.058	1.872	288.607
1989	78.950	97.847	95.286	18.216	1.891	292.190
1990 2/	77.673	100.350	92.805	18.166	3.339	292.333
1991 2/	76.129	100.298	95.686	21.283	3.937	297.333
<b>CONSTANT FY 91 DOLLARS</b>						
1980	58.632	75.117	65.385	8.514	22.185	229.833
1981	65.896	82.853	74.542	10.014	23.783	257.088
1982	73.290	92.319	85.990	11.139	24.260	286.998
1983	77.133	103.687	94.661	12.557	21.515	309.553
1984	79.757	102.609	107.474	13.933	21.739	325.512
1985	89.091	113.762	117.188	16.323	1.010	337.374
1986	87.799	111.024	111.335	19.029	2.061	331.248
1987	86.858	109.034	107.906	20.694	1.359	325.851
1988	85.035	113.815	100.724	19.316	2.110	321.000
1989	84.179	104.695	102.093	19.772	2.046	312.785
1990 2/	80.628	104.290	96.637	18.898	3.473	303.926
1991 2/	76.129	100.298	95.686	21.283	3.937	297.333

Footnotes:

1/Estimated.

2/ Totals may not add due to rounding.

OPR: SAF/FMBMC, Mr M Fritsch, Ext 54942.

**TABLE B-7**  
**DOD: OUTLAYS BY SERVICE COMPONENT**  
**(BILLIONS)**

FISCAL YEAR	ARMY	NAVY	AIR FORCE	DEFENSE AGENCIES /OSD	DEFENSE-WIDE	TOTAL 1/
<b>THEN-YEAR DOLLARS</b>						
1980	32.601	42.710	38.976	4.826	13.728	132.841
1981	37.620	50.482	45.157	7.139	15.756	156.153
1982	45.281	59.242	55.676	7.107	17.214	184.520
1983	51.521	67.402	62.894	6.942	16.282	205.040
1984	55.655	70.920	68.620	8.813	16.798	220.806
1985	66.762	84.197	81.988	12.009	0.467	245.424
1986	71.160	88.492	91.188	14.283	0.565	265.689
1987	73.808	90.813	91.144	17.254	0.987	274.006
1988	77.315	94.570	93.060	15.778	1.212	281.935
1989	79.973	101.171	94.676	17.616	1.444	294.880
1990 2/	77.217	97.303	92.692	17.590	2.090	286.791
1991 2/	78.662	98.150	92.929	19.251	3.153	292.145
<b>CONSTANT FY 91 DOLLARS</b>						
1980	57.051	72.149	64.510	7.957	22.389	224.056
1981	58.904	76.106	66.600	10.664	23.138	235.412
1982	64.332	81.265	74.420	10.070	23.689	253.777
1983	69.632	88.569	81.269	9.444	21.296	270.209
1984	71.974	89.798	85.619	11.486	21.247	280.124
1985	81.203	102.210	98.427	15.067	0.574	297.481
1986	84.237	104.849	107.373	17.423	0.675	314.557
1987	84.972	104.490	104.521	20.290	1.149	315.421
1988	85.784	105.524	103.832	17.894	1.369	314.403
1989	85.398	108.497	101.645	19.135	1.565	316.240
1990 2/	80.256	101.347	96.604	18.317	2.178	298.702
1991 2/	78.662	98.150	92.929	19.251	3.153	292.145

Footnotes:

1/ Totals may not add due to rounding.

2/ Estimated.

OPR: SAF/FMBMC, Mr M Fritsch, Ext 54942.

**TABLE B-8**

**DOD TOA: PROCUREMENT BY SERVICE COMPONENT**

**THEN-YEAR DOLLARS (BILLIONS) 1/**

	FY 88	FY 89	FY 90 2/	FY 91 2/
<b>GRAND TOTAL</b>	<b>82.591</b>	<b>79.699</b>	<b>81.526</b>	<b>79.002</b>
<b>ARMY TOTAL</b>	<b>15.158</b>	<b>14.784</b>	<b>14.324</b>	<b>10.632</b>
Aircraft Procurement	2.663	2.855	3.716	1.583
Missile Procurement	2.268	2.580	2.504	2.624
Weapons/Tracked CV Procurement	3.108	2.671	2.587	2.173
Ammunition Procurement	2.273	2.020	1.909	1.424
Other Procurement	4.846	4.658	3.608	2.828
<b>NAVY TOTAL</b>	<b>36.934</b>	<b>31.287</b>	<b>34.525</b>	<b>34.059</b>
Aircraft Procurement	9.370	9.311	9.298	9.839
Weapons Procurement	5.765	6.092	5.353	6.161
Shipbuilding/Conversion	15.975	9.840	11.019	11.195
Other Procurement	4.549	4.753	7.780	6.082
Procurement, Marine Corps	1.275	1.291	1.075	0.782
<b>AIR FORCE TOTAL</b>	<b>27.976</b>	<b>30.991</b>	<b>30.206</b>	<b>31.530</b>
Aircraft Procurement	12.831	15.651	15.361	14.217
Missile Procurement	7.206	7.147	6.590	9.006
Other Procurement	7.941	8.193	8.255	8.307
<b>OTHER TOTAL</b>	<b>2.521</b>	<b>2.637</b>	<b>2.472</b>	<b>2.781</b>
Defense Agencies	1.302	1.293	1.261	1.969
Reserve Forces Equipment	1.007	1.138	0.908	0.455
Def Prod Act Purchases	0.013	0.027	0.050	0.002
DoD Chem Demil Program	0.199	0.179	0.254	0.354

Footnotes:

1/ Totals may not add due to rounding.

2/ Estimated.

OPR: SAF/FMBMC, Mr M Fritsch, Ext 54942.

Data Source: Procurement P-1 Exhibits.



**TABLE B-9**  
**DOD TOA: RDT&E DETAIL**  
**THEN-YEAR DOLLARS (BILLIONS) 1/**

	FY 88	FY 89	FY 90 2/	FY 91 2/
<b>RDT&amp;E TOTAL TOA</b>	<b>37.025</b>	<b>37.506</b>	<b>36.718</b>	<b>38.093</b>
<b>DETAIL BY APPROPRIATION</b>				
RDT&E, Army	4.676	5.154	5.419	6.026
RDT&E, Navy	9.478	9.283	9.466	9.102
RDT&E, Air Force	15.057	14.668	13.497	13.276
RDT&E Defense Agencies	7.562	8.182	8.145	9.249
Dir, T & E, Defense	0.182	0.149	0.178	0.348
Dir, Operational T & E	0.070	0.071	0.013	0.091
<b>DETAIL BY RESEARCH AREA</b>				
Research	0.898	0.951	0.923	0.978
Exploratory Development	2.411	2.541	2.403	2.458
Advanced Development	12.229	10.376	10.340	11.107
Engineering Development	9.487	11.413	11.302	10.942
Management & Support	2.728	2.808	2.530	2.849
Operational Systems Dev	9.271	9.417	9.219	9.760
<b>DETAIL BY BUDGET AREA</b>				
Technology Base	3.310	3.506	3.327	3.435
Advanced Technology Dev	5.355	5.837	5.858	6.317
Strategic Programs	7.226	6.428	5.364	5.609
Tactical Programs	11.998	12.989	13.446	13.481
Intelligence/Comm	4.885	4.512	4.779	4.957
Defensewide Mission Spt	4.250	4.234	3.944	4.294
<b>DETAIL BY FIVE-YEAR DEFENSE PROGRAM</b>				
Strategic Forces	0.755	0.657	0.598	0.644
General Purpose Forces	1.752	1.930	1.975	2.152
Intelligence/Comm	6.235	6.192	6.222	6.533
Airlift/Sealift	0.026	0.014	0.015	0.013
Guard and Reserve	0.059	0.079	0.020	0.000
Research and Development	27.755	28.081	27.499	28.333
Central Supply & Maint	0.174	0.203	0.218	0.200
Admin & Assoc Activities	0.000	0.000	0.004	0.004
Support of Other Nations	0.004	0.004	0.005	0.006
Special Operations Forces	0.263	0.337	0.162	0.207

Footnotes:

1/ Totals may not add due to rounding.

2/ Estimated.

OPR: SAF/FMBMC, Mr M Fritsch, Ext 54942.

**TABLE B-10  
DOD PERSONNEL POPULATION BY SERVICE COMPONENT  
(THOUSANDS) 1/**

	FY 86	FY 87	FY 88	FY 89
<b>TOTAL DOD POPULATION</b>	4,427	4,473	4,399	4,432
<b>ACTIVE DUTY MILITARY</b>	2,169	2,175	2,138	2,131
Army	781	781	772	770
Navy	581	587	593	593
Marine Corps	199	200	197	197
Air Force	608	607	576	571
<b>CIVILIANS</b>	1,113	1,134	1,091	1,118
Army	415	420	395	405
Navy/Marine Corps	343	354	349	355
Air Force	264	265	254	262
Defense Agencies	91	95	93	96
<b>TOTAL SELECTED RESERVES 2/</b>	1,145	1,164	1,170	1,183
<b>DOD TOTAL</b>	1,132	1,151	1,158	1,171
Army National Guard	446	452	455	457
Army Reserve	310	314	313	319
Naval Reserve	142	148	149	152
Marine Corps Reserve	42	42	44	44
Air National Guard	113	115	115	116
Air Force Reserve	79	80	82	83
<b>COAST GUARD TOTAL 3/</b>	13	13	12	12

Footnotes:

1/ Numbers may not add due to rounding.

2/ The Selected Reserve consists of those units and individuals within the Ready Reserve designated by their respective Services & approved by the JCS as so essential to initial wartime missions as to have priority over all other reservists. All Selected Reservists are in an active status; included are Drilling Reservists in units, full-time unit support personnel (including Navy TARS), training pipeline personnel, Cat D IMAs and full-time individual support reservists (AGRs).

3/ Attached to the US Department of Transportation.

OPR: Selected Reserves-Defense Manpower Data Center, Lt Col P Gilbert/SFC D L Neher, 202-696-5848, 1600 Wilson Blvd., Suite 400, Arlington VA, 22209-2593.

Data Source: (Active Military) "DOD Military Manpower Statistics;" (Active Civilian) "DOD Civilian Manpower Statistics," DOD Washington Headquarters Service, Directorate for Information Operations & Reports (DIOR).

**TABLE B-11**  
**DOD PAY**  
**(PERCENT OF TOTAL DOD OUTLAYS)**

FY	PERCENT
1960	43
1961	43
1962	42
1963	44
1964	49
1965	49
1966	47
1967	44
1968	42
1969	45
1970	49
1971	52
1972	53
1973	56
1974	55
1975	55

FY	PERCENT
1976	55
1977	54
1978	53
1979	51
1980	49
1981	49
1982	45
1983	44
1984	42
1985	40
1986	39
1987	39
1988	40
1989	40
1990 1/	40
1991 1/	41

Footnote:

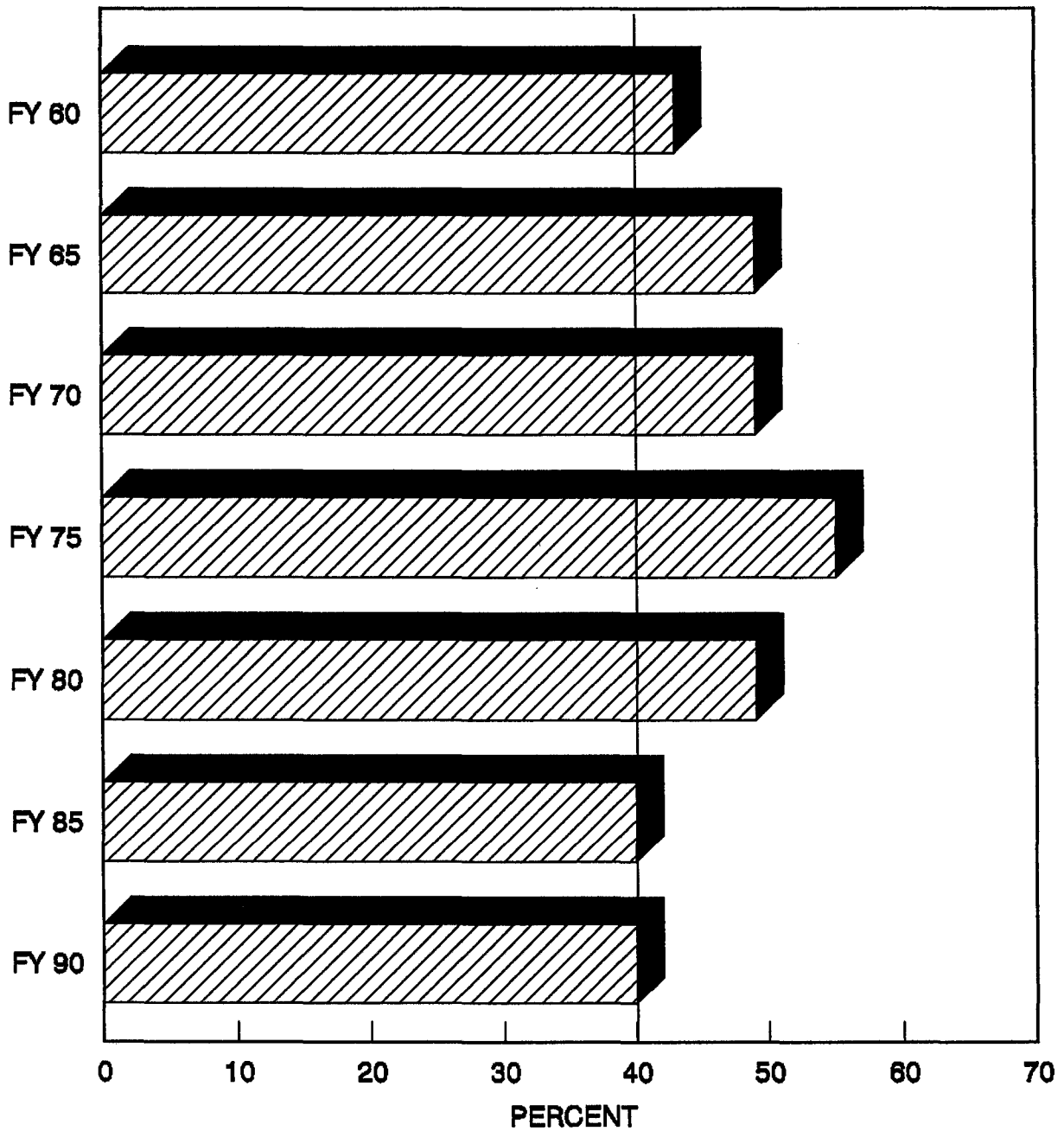
1/ Estimated.

OPR: SAF/FMBMC, Mr M Fritsch, Ext 54942.

Data Source: OASD (C), Directorate of Program & Financial Control.

**TABLE B-2  
DOD PAY  
AS A PERCENT OF TOTAL DOD BUDGET OUTLAYS**

FISCAL YEAR



DATA SOURCE : TABLE B-11

**TABLE B-12**

**DEFENSE OUTLAYS VS PAYMENT TO INDIVIDUALS  
AS A PERCENT OF THE GROSS NATIONAL PRODUCT (GNP)**

<b>FISCAL YEAR</b>	<b>NATIONAL DEFENSE OUTLAYS</b>	<b>PAYMENT TO INDIVIDUALS</b>
1960	9.5	4.8
1962	9.4	5.2
1964	8.7	5.1
1966	7.9	5.0
1968	9.6	5.9
1970	8.3	6.5
1972	6.9	8.1
1974	5.6	8.5
1976 1/	5.3	10.6
1978	4.8	9.7
1980	5.0	10.4
1981	5.3	10.8
1982	5.9	11.4
1983	6.3	11.9
1984	6.2	10.8
1985	6.4	10.8
1986	6.5	10.7
1987	6.4	10.6
1988	6.1	10.4
1989	5.9	10.4
1990 2/	5.4	10.5
1991 2/	5.1	10.4

**Footnotes:**

1/ Excludes Transition Quarter.

2/ Estimated.

OPR: SAF/FMBMC, Mr M Fritsch, Ext 54942.

Data Source: "Historical Tables, Budget of the U S Government,"  
FY 1991, Table 6.2.

**TABLE B-13**

**DEFENSE OUTLAYS VS PAYMENT TO INDIVIDUALS  
AS A PERCENT OF FEDERAL OUTLAYS**

FISCAL YEAR	NATIONAL DEFENSE OUTLAYS	PAYMENT TO INDIVIDUALS
1960	52.2	26.2
1962	49.0	27.1
1964	46.2	27.2
1966	43.2	27.5
1968	46.0	27.9
1970	41.8	33.1
1972	34.3	40.3
1974	29.5	44.6
1976 1/	24.1	48.5
1978	22.8	46.0
1980	22.7	47.0
1981	23.2	47.7
1982	24.9	47.8
1983	26.0	48.9
1984	26.7	46.9
1985	26.7	45.0
1986	27.6	45.4
1987	28.1	46.8
1988	27.3	46.9
1989	26.6	46.7
1990 2/	24.8	48.3

**Footnotes:**

1/ Excludes Transition Quarter.

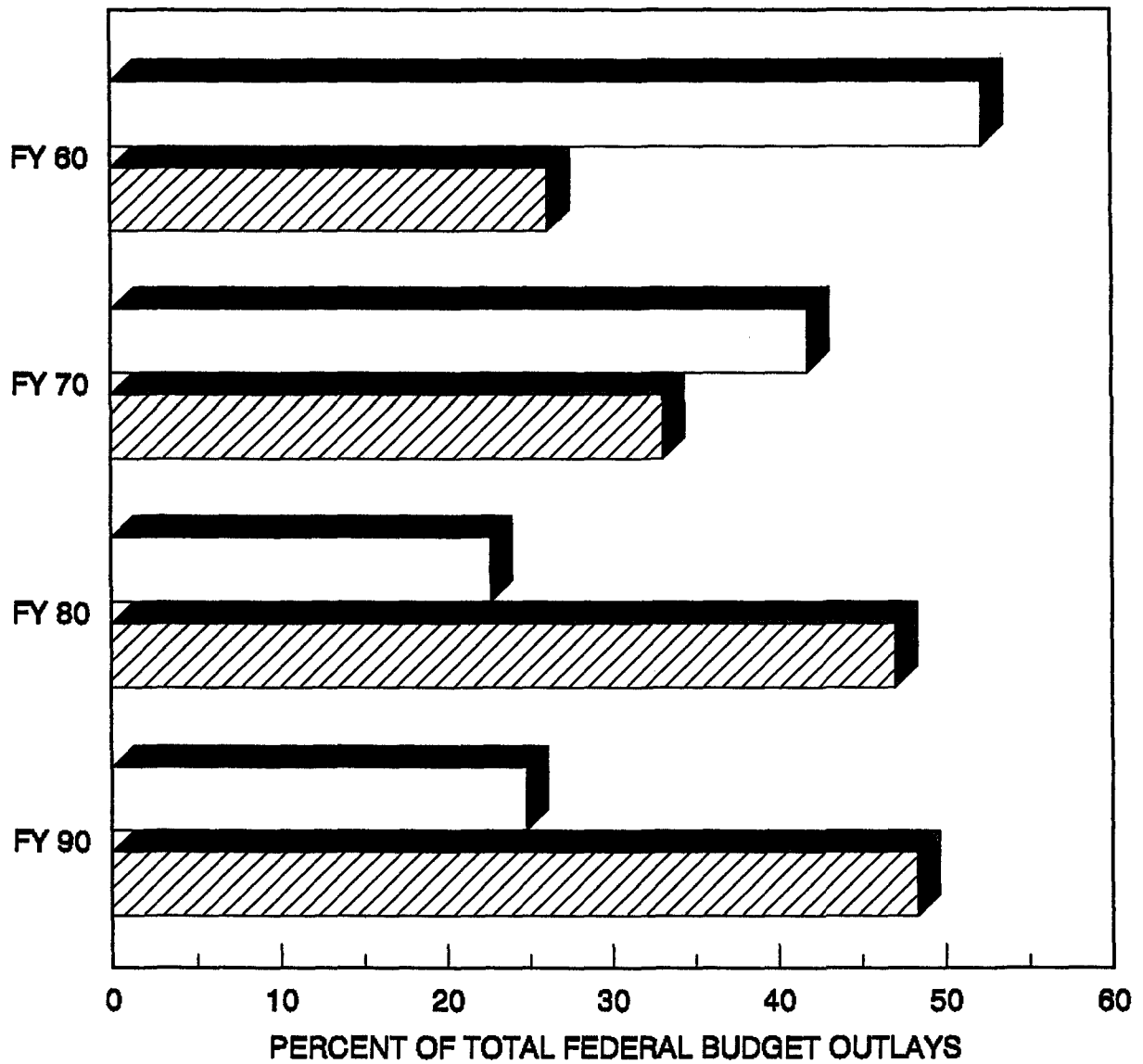
2/ Estimated.

OPR: SAF/FMBMC, Mr M Fritsch, Ext 54942.

Data Source: "Historical Tables, Budget of the US Government," FY 1991, Table 6.2.

**TABLE B-3  
US DEFENSE OUTLAYS VS PAYMENTS TO INDIVIDUALS  
AS A PERCENT OF TOTAL FEDERAL OUTLAYS**

FISCAL YEAR



DATA SOURCE: TABLE B-13

**TABLE C-1**

**AIR FORCE BUDGET OBJECTIVES**

Today's Air Force is more capable than at any other time in history. Nevertheless, five consecutive years of defense budget reductions and the prospect for further substantial cuts will constrain our future capability. Defense Management Review (DMR) initiatives will help offset the impact of declining budgets by reducing the cost of modernizing, operating, and maintaining the Air Force. But even with these efficiencies and the potential for additional savings, we must carefully balance our investments in four major areas: readiness, modernization, combat sustainability, and force structure.

Since fiscal realities will make it impossible to support each area fully, we will be forced to make difficult choices. Such as, we must give priority to a ready force with quality people and modern equipment. To afford this priority, we will make painful reductions in force structure and sustainability. Because of the current international environment, we will accept the increased military risk inherent in a smaller, less sustainable force in order to preserve critical readiness and modernization efforts.

The FY 91 budget marks a year of transition. The Air Force has developed a program that will sustain a high level of readiness while permitting us to continue priority modernization programs. Strategic modernization remains a priority with full funding requested for the B-2, Peacekeeper Rail Garrison, and Small ICBM. The Air Force will continue development of the Advanced Tactical Fighter (ATF) and Advanced Tactical Aircraft. We will fully fund the C-17, recognizing that strategic force projection is becoming increasingly vital, and that we must have a replacement aircraft for the aging C-141. Overall, the FY 91 budget will also position the Air Force to realize significant future cost savings through post-FY 91 reductions in force structure and forward basing, if the past year's favorable developments continue.

OPR: SAF/LLX, Lt Col C M Northrup, Ext 50137.



**TABLE C-2**

**FY 1990 AF AUTHORIZATION & APPROPRIATION CHRONOLOGY  
THEN-YEAR DOLLARS (MILLIONS)**

<b>APPROPRIATION:</b>	<b>BUDGET REQUEST 25 APR 89</b>	<b>DOD AUTHORIZATION PL 101-189</b>	<b>DOD APPROPRIATION PL 101-165 1/</b>	<b>APPROPRIATION vs BUDGET REQUEST</b>
RDT&E	14,551.9	13,938.7	13,635.6	(916.3)
Acft Procurement	16,787.2	16,329.9	15,679.2	(1,108.0)
Missile Procurement	7,382.2	7,110.9	6,916.9	(465.3)
Other Procurement	8,561.8	8,538.5	8,524.1	(37.7)
AFR Equipment 2/		219.5	64.0	64.0
ANG Equipment 2/		350.5	238.6	238.6
Military Personnel	20,224.1	3/	19,994.0	(230.1)
AFR Personnel	668.9	3/	672.7	3.8
ANG Personnel	1,046.7	3/	1,051.2	4.5
O&M	22,812.2	21,909.3	21,806.2	(1,006.0)
O&M, AFR	1,004.6	978.5	978.5	(26.1)
O&M, ANG	2,041.2	1,981.9	1,981.9	(59.3)
AF Stock Fund	339.3	126.1	126.1	(213.2)
MILCON 4/	1,393.3	1,248.6	1,227.3	(166.0)
MILCON, AFR	46.2	46.2	46.2	0.0
MILCON, ANG	164.6	198.6	238.3	73.7
MFH	1,015.9	945.0	941.9	(74.0)
TOA 2/ 5/ 6/ 7/	98,040.1	73,352.2	93,820.1	(4,220.0)
<b>LESS:</b>				
Offsetting Receipts	(300.0)	-	(249.0)	51.0
Trust Fund	0.1	-	0.1	-
TBA 2/ 6/ 7/ 8/	97,740.2	73,352.2	93,571.2	(4,169.0)

**Footnotes:**

1/ PL 101-148 dated 10 Nov 89 enacted for MILCON & MFH appropriations.

2/ National Guard & Reserve Equipment, Defense, appropriations, are not included in AF TOA.

3/ PL 101-189 authorized to be appropriated to all DoD for military personnel a total of \$78,780.7 million which did not specify service and appropriation.

4/ PL 101-165 excludes \$500 million appropriated to the DoD Base Closure & Realignment Account in the Military Construction Appropriation.

5/TOA = Total Obligational Authority.

6/ Dollars exclude impact of sequestration & undistributed Congressional reductions.

7/ Totals may not add due to rounding.

8/ TBA = Total Budget Authority.

OPR: SAF/ACBMC, Mr M Fritsch, Ext 54942.

**TABLE C-3**

**FY 1990  
AUTHORIZATION/APPROPRIATION  
CHRONOLOGY HIGHLIGHTS  
(MILLIONS)**

ITEMS	PRES BUDGET	AUTH CONF	APPROP CONF
<b>AIRCRAFT PROCUREMENT</b>			
B-2	2108.0	1664.0	1664.0
F-15 D/E	1338.8	1338.8	1235.2
MC-130H - SOF	241.8	241.8	171.8
C-17	1776.0	1334.2	1284.2
TANKER, TRANSPORT, TRAINER SYSTEM	147.4	147.4	147.4
C-130 (TO BE TRANSFERRED)			262.5
HC-130H (TO BE TRANSFERRED)			43.0
C-20 (TO BE TRANSFERRED)			49.6
<b>MODIFICATION OF INSERVICE AIRCRAFT</b>			
B-52	225.6	181.7	157.5
B-1B	83.5	72.0	51.0
F-15	215.5	215.5	198.0
<b>AIRCRAFT SPARES AND REPAIR PARTS</b>			
-----	3760.7	3760.7	3110.3
<b>MISSILE PROCUREMENT</b>			
PEACEKEEPER (M-X)	771.0	771.0	680.0
AGM-88A HARM	79.3	79.3	134.0
AMRAAM	902.9	687.8	687.8
GLOBAL POSITIONING SYSTEM (MYP)	70.3	70.3	54.0
DEFENSE SUPPORT PROGRAM (MYP)	359.3	331.3	334.3
SPACE BOOSTERS	209.3	209.3	180.0
<b>OTHER PROCUREMENT</b>			
DEFENSE SUPPORT PROGRAM	89.0	66.0	66.0
OTH-B RADAR	209.5	199.5	199.5
CARIBBEAN BASIN RADAR NETWORK	40.0	40.0	0.0
ADP EQUIPMENT	74.4	74.4	56.2
JOINT TAC COMM PROGRAM	122.4	122.4	40.6
MILSTAR	103.4	103.4	55.0
INDUSTRIAL/DEPOT MAINT EQUIP	0.0	0.0	75.0

**TABLE C-3 (CONT'D)**  
**FY 1990**  
**AUTHORIZATION/APPROPRIATION**  
**CHRONOLOGY HIGHLIGHTS**  
**(MILLIONS)**

ITEMS	PRES BUDGET	AUTH CONF	APPROP CONF
<b>OPERATION AND MAINTENANCE</b>			
ADP	N/A	-56.7	-74.7
STOCK FUND CASH	N/A	-112.2	-156.0
MANAGEMENT IMPROVEMENTS	N/A	-94.4	-94.4
RPM	N/A	-69.2	50.0
FOREIGN CURRENCY	N/A	-84.4	-84.4
INDUSTRIAL FUND PASSTHROUGH	N/A	-56.7	-56.7
ACP TRANSFER	N/A		-75.0
UNIT COST/PRODUCTIVITY	N/A		-85.5
CIVILIAN PERSONNEL	N/A		-75.0
CONSULTING SERVICES	N/A		-125.0
<b>MILITARY PERSONNEL</b>			
TROOP STRENGTH REDUCTION			-118.9
UNIFIED & SPECIFIED COMMANDS			-12.5
MANAGEMENT SAVINGS			-25.4
BASE CLOSURE			-35.0
B-52 SQUADRON			-17.5
FOREIGN CURRENCY			-20.8
FORCE STRUCTURE (E/E) SEC 9115			-16.8

**APPROPRIATION CONFERENCE**

**TITLE I - MILITARY PERSONNEL**

**Troop Strength Reductions:** The Conferees reduced \$118.9M to reflect reductions associated with the implementation of the Intermediate-Range Nuclear Forces Treaty. The Conferees also included a general provision (Sec 9115) that further reduced military personnel funding (-\$63M) equivalent to a reduction of 5,000 strengths (DoD-wide).

**Aviation Career Incentives Pay (ACIP):** The authorized ACIP increase was not funded. The Conferees expect DoD to submit a reprogramming request to cover the increase.

**B-52G Squadron:** The Conferees cut \$17.5M and directed that the B-52G Squadron of the 43rd Bomb Wing based in Anderson AFB be deactivated during FY 90.

**Base Closure:** Reduced \$35M associated with base closure actions.

TABLE C-3 (CONT'D)

FY 1990  
AUTHORIZATION/APPROPRIATION  
CHRONOLOGY HIGHLIGHTS  
(MILLIONS)

Other: Reduced \$20.8M for foreign currency changes and \$25.4M for "management savings."

TITLE II - OPERATION & MAINTENANCE

SR-71: Conferees directed that of the amount appropriated, \$175M shall be solely for the SR-71 program, of which \$100M shall be transferred to the ANG for operation of the SR-71 aircraft. Note: The SR-71 issue is expected to be discussed further when the Conference Report is voted on by the House and Senate.

WC-130: The Conferees directed that the operations of the WC-130 Weather Reconnaissance Squadrons not be reduced or disestablished.

EDS/PDS: The Conferees reduced \$1.5M to terminate the PDS but agreed to continue the EDS.

Other: Major O&M, AF funding changes agrees to include B-52G (-\$29.5M), B-2 (-\$42.3M), medical support personnel (\$20M), unliquidated obligations (-\$47.3M), depot maintenance backlog (\$50M), ADP Management (\$74.7M), Stock Fund cash (-\$156M), civilian manpower (-\$38M), management improvements (-\$94.4M), RPM (\$50M), transfer to Procurement for Modernization of Equipment (-\$245.3M), foreign currency (-\$84.4M), IF passthrough (-\$56.8M), ACP transfer (-\$75M), and Unit Cost/Productivity (-\$85.5M).

Civilian Personnel: Section 9115 of the Act directs an additional DoD-wide reduction of 2,500 civilians and \$75M.

Consulting Services: The Conferees directed a DoD-wide reduction of \$125M for consulting services (CAAS, PB-27) to be allocated by OSD.

TITLE III - PROCUREMENT

F-15E: The Conferees recommended a reduction of \$103.6M for "program savings."

MC-130: The Conferees did not reduce the number of aircraft to be procured but cut \$70M.

C-130: The Conferees approved \$262.5M and directed the AF to transfer 2 of the aircraft to the Reserves and 10 aircraft to the Guard.

HC-130H: The Conferees provided \$43M for 1 aircraft which is to be transferred to the Guard.

MH-60G: The Conferees provided \$203.8M for MH-60G helicopters, including \$52.8M for 4 aircraft for the Active Force with the remaining funds/aircraft to be transferred to the Reserves.

**TABLE C-3 (CONT'D)**

**FY 1990  
AUTHORIZATION/APPROPRIATION  
CHRONOLOGY HIGHLIGHTS  
(MILLIONS)**

**C-17:** The Conferees reduced \$50M more than either the House or Senate for a total cut of \$481.8M (excluding spares).

**C-20:** \$49.6M was appropriated to purchase 2 aircraft to be transferred to the Guard.

**B-52:** Reduced \$68.1M for B-52 modifications.

**Spares and Repair Parts:** A total reduction of \$650.4M was imposed including a cut of \$447.9M for replenishment spares.

**B-2A:** The Conferees reduced the request by \$444M.

**TTS:** The full budget request of \$147.4M was approved.

**Aircraft Components:** Funding was reduced by \$140M.

**ASPJ:** Funding reduced by \$204.8M.

**Space Boosters (MYP-3020):** The budget request of \$209.3M was reduced by \$29.3M.

**AMRAAM:** The Conferees accepted the House reduction of \$215.1M.

**CBU-87:** The Conferees approved the Senate add of \$70M.

**OTH-B:** The Conferees approved the Senate mark of \$199.5M, a reduction of \$10M.

**DEW/North Warning:** The Conference Committee reduced the request by \$10M.

**Caribbean Basin Radar Network:** The Conferees agreed with the Senate proposal to transfer funds to Title VII, Other DoD appropriations.

**TITLE IV - RDT&E**

**ATF:** The Conferees agreed with the Authorization Conference to cut \$200M.

**ICBM Modernization:** Funding was approved as requested, however, Section 9116 directs a reduction of \$150M, to be allocated by OSD, to be consistent with the Authorization Act.

**Aircraft Engine Component Improvement Program:** The Conference Committee approved \$75.9M of the requested amount of \$108.5M.

**TABLE C-3 (CONT'D)**  
**FY 1990**  
**AUTHORIZATION/APPROPRIATION**  
**CHRONOLOGY HIGHLIGHTS**  
**(MILLIONS)**

JSTARS: Request reduced by \$55.1M.

F-16 Squadrons: Reduced by \$49.2M.

AWACS: Conferees reduced the request by \$20M.

**TITLE V - REVOLVING FUNDS**

Stock Fund: The Conferees agreed with the Senate reduction of \$213.2M against Inventory Augmentation.

**TITLE IX - GENERAL PROVISIONS**

B-1B: Section 9071 provides that no funds, including expired accounts and M Account balances, may be used for B-1Bs' ALQ-161A CORE program until the SecDef has notified the Congress (with a prior approval reprogramming).

Overseas Workyears: Section 9089 places a ceiling on overseas workyears of 182,011 (DoD).

**AUTHORIZATION CONFERENCE**

**TITLE I - PROCUREMENT**

Installation of Modernization Equipment: Conferees added \$685.9M to 3010 and \$38.4M to 3020 for the full cost for installation of modification kits in FY 90.

B-2: Reduced \$444M and 1 aircraft. Adds \$15M to Advance Procurement.

C-17: Reduced request by \$431.8M and 2 aircraft on the basis that the program is behind schedule.

B-52 Modification: Program reduced by \$43.9M.

Aircraft Spares and Repair Parts: Conference Committee fully approved the budget request of \$3,760.7M.

Aircraft Component Systems: Conferees recommended a general reduction of \$140M on the basis that acquisition problems may result in programs that cannot be executed in FY 90.

AMRAAM (MYP): Reduction of \$215.1M and a quantity cut of 635.

Defense Support Program (MYP) Request reduced by \$28M in 3020 and \$23M in 3080 based on expected program savings and quality management initiatives.

**TABLE C-3 (CONT'D)**

**FY 1990**

**AUTHORIZATION/APPROPRIATION  
CHRONOLOGY HIGHLIGHTS  
(MILLIONS)**

**TITLE II - RDT&E**

**ATF:**The Conferees cut \$200M on the basis of funding constraints and the uncertainty and changes within the ATF program.

**AWACS RSIP:** The Conferees fully funded the budget request.

**ICBM Modernization (Procurement, RDT&E and MILCON:** The Conferees approved the line item budget requests but then applied a reduction of \$150M (Section 231) to be allocated by SecDef -- preferably between the Rail Garrison and SICBM. In addition, the Conferees directed the AF to transfer \$100M in FY 89 unobligated RDT&E funds to the SICBM (in lieu of the pending reprogramming request).

**C-17:** The budget request of \$915.2M was reduced by \$30M.

**EW Development:** A cut of \$63.1M was imposed.

**F-16 Squadrons:** Program was reduced by \$59.2M.

**TITLE III - O&M AND STOCK FUND**

**O&M, AF Reductions:** Included within the \$902.9M reduction were transfers to Procurement of \$245.3M for Modernization of Equipment and \$75.0M for Asset Capitalization. Other major reductions include ADP (-\$56.7M), Stock Fund cash (- \$112.2M), Management Improvements (-\$94.4M), RPM (-\$69.2M), Foreign Currency (-84.4M) and an Industrial Fund passthrough (-\$56.7M).

**Stock Fund:** Conferees cut \$213.2M (Inventory Augmentation).

**Base Closures:** The Committee authorized \$500M in FY 90 and FY 91 to the DoD Base Closure account.

**TITLE IV - MILITARY PERSONNEL AUTHORIZATIONS**

**End Strength:** For FY 90, the Conferees authorized 567,474 military end strengths (a cut of 426), of which not more than 102,200 may be officers.

**TITLE V - MILITARY PERSONNEL**

**Service Obligations:** The active duty service obligations for graduates of the USUHS and of the Service academies were increased from 7 to 10 years and 5 to 6 years respectively for persons first admitted to these institutions after 31 Dec 90.

**TABLE C-3 (CONT'D)**

**FY 1990  
AUTHORIZATION/APPROPRIATION  
CHRONOLOGY HIGHLIGHTS  
(MILLIONS)**

**TITLE VI – COMPENSATION & OTHER PERSONNEL BENEFITS**

**Pay Raise:** Approved military pay raise of 3.6%.

**SRBs:** Increased the ceiling on SRBs for enlisted personnel from \$30K to \$45K.

**ACIP:** Increased the aviation career incentive pay and restricted the pay to eliminate pay inversions for aviators with more than 18 years.

**Nonoperational Flying Duty:** Department directed to reduce the number of nonoperational flying positions by 2% in FY 91 and an additional 3% in FY 92.

**GENERAL PROVISIONS**

**B-2:** Section 111 through Section 119 place several restrictions on the obligation of funds for procurement of new aircraft and require submission of various requests.

**B-1B ECM:** Section 121 places conditions which must be met before proceeding with the recovery program for the B-1B ECM system and sets limits on the use of expired or lapsed funds.

**M-X:** Section 123 caps the number of missiles which may be deployed at 50.

**GENERAL PROVISIONS:**

**F-16:** Section 166 states that no funds may be obligated until the Secretary of Defense certifies to Congress that certain criteria have been met.

**Burden Sharing:** Section 911 reduced the authorized military end strengths in Europe from 326,414 to 311,855, effective 30 Sept 91.

**Torrejon AB:** Section 921 placed a limit of \$360M which can be obligated for the purpose of relocating functions at Torrejon to any other location outside the US.

**Drug Interdiction:** Section 1201 states that, for drug interdiction, the amounts shall be made available from DoD Procurement accounts (\$182M), RDT&E (\$28M), O&M (\$235M), and MILCON (\$5M).

**General Transfer Authority:** Section 1601 provides for \$3B in general transfer authority in FY 90.

**M Account:** Section 1603 places limitations on the restoration of withdrawn unobligated balances and directs a report on the status of AF M Account funds.

OPR: SAF/FMBMC, Mr D Sutor, Ext 54938.



**TABLE C-4**  
**AIR FORCE TOTAL TOA AND OUTLAY TRENDS**  
**THEN-YEAR DOLLARS (BILLIONS)**

FISCAL YEAR	TOA DOLLARS		OUTLAY DOLLARS	
	THEN-YEAR	CONSTANT FY 91	THEN-YEAR	CONSTANT FY 91
1960	17.7	91.7	19.3	97.0
1962	19.7	100.6	20.8	102.8
1964	20.0	97.4	20.5	98.4
1966	23.3	104.3	20.1	90.6
1968	25.0	103.5	25.7	106.0
1970	23.9	88.2	24.9	92.6
1972	23.8	76.3	24.0	78.3
1974	24.8	66.7	23.9	67.5
1976 1/	28.4	65.2	26.4	62.1
1978	32.9	64.4	29.2	59.6
1980	41.6	65.4	39.0	64.5
1981	52.4	74.5	45.2	66.6
1982	65.0	86.0	55.7	74.4
1983 2/	73.4	94.7	62.9	81.3
1984	85.3	107.5	68.6	85.6
1985	96.5	117.2	82.0	98.4
1986	93.9	111.3	91.2	107.4
1987	93.9	107.9	91.1	104.5
1988	90.5	100.7	93.1	103.8
1989	95.3	102.1	94.7	101.6
1990 2/	92.8	96.6	92.6	96.6
1991 2/	95.7	95.7	92.9	92.9

Footnotes:

1/ Excludes Transition Quarter

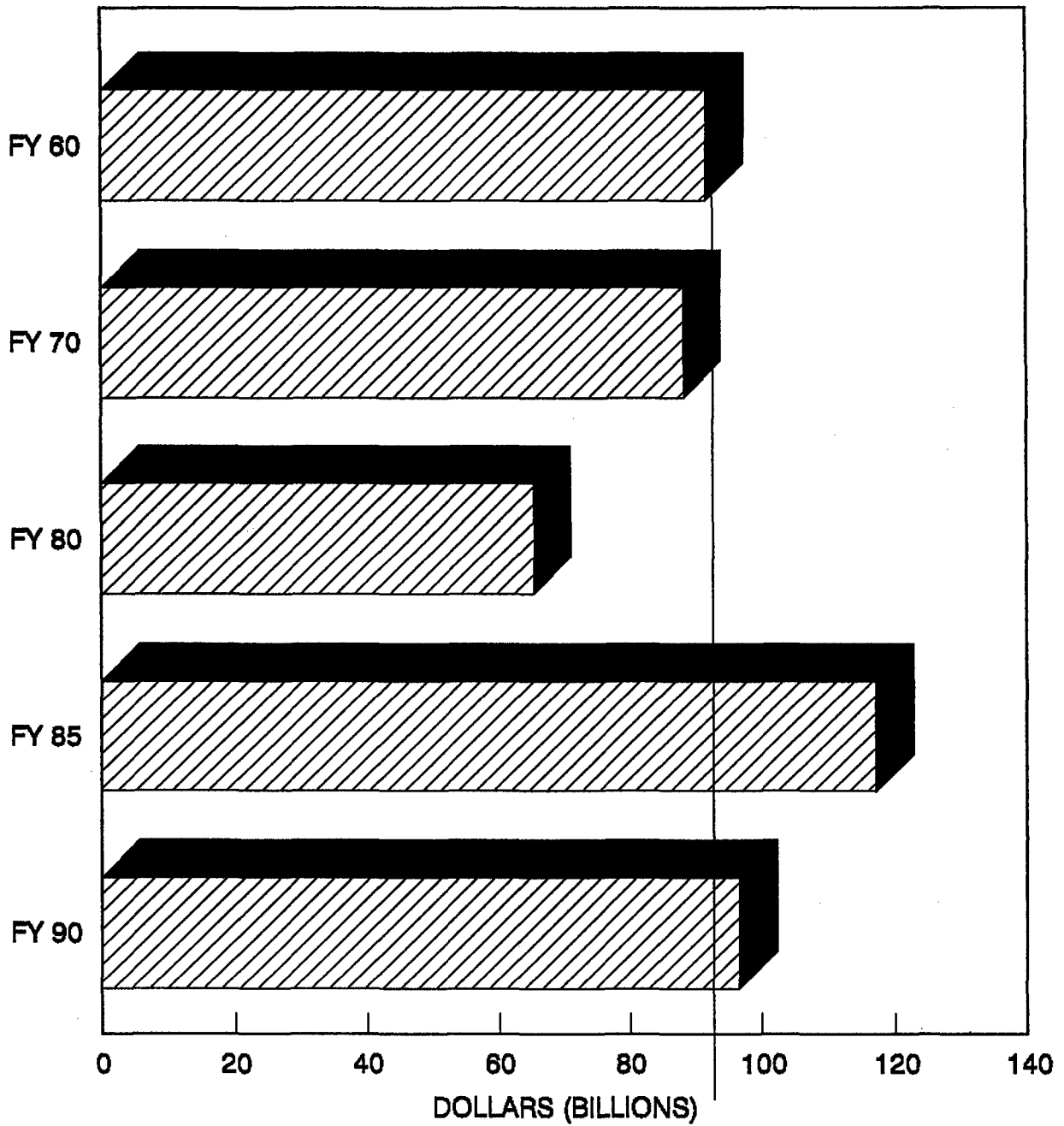
2/ AF assumed funding responsibility for Family Housing in FY 83.

3/ Estimated.

OPR: SAF/FMBMC, Mr M Fritsch, Ext 54942.

**FIGURE C-1  
AIR FORCE TOTAL OBLIGATIONAL AUTHORITY  
(CONSTANT FY 91 DOLLARS)**

**FISCAL YEAR**



**DATA SOURCE: TABLE C-4**

**TABLE C-5  
AF TOA BY APPROPRIATION (THEN-YEAR VS FY 91 CONSTANT DOLLARS)  
(BILLIONS)**

	FY 80	FY 89	FY 90 1/	FY 91 1/
<b>THEN-YEAR DOLLARS</b>				
<b>TOTAL 2/</b>	41.6	95.3	92.8	95.7
3010 Aircraft Procurement	7.9	15.7	15.4	14.2
3020 Missile Procurement	2.1	7.1	6.6	9.0
3080 Other Procurement	2.7	8.2	8.3	8.3
3300 MILCON	0.6	1.2	1.2	1.4
3730 MILCON - AFR	0.0	0.1	0.0	0.0
3830 MILCON - ANG	0.0	0.2	0.2	0.1
3600 RDT&E	5.0	14.7	13.5	13.3
3500 Military Personnel	8.5	20.2	20.0	20.0
3700 AFR Personnel	0.2	0.7	0.7	0.7
3850 ANG Personnel	0.3	1.0	1.1	1.1
3400 O&M	12.4	22.1	21.8	22.0
3740 O&M - AFR	0.5	1.1	1.0	1.0
3840 O&M - ANG	1.3	2.0	2.0	2.2
MFH Const/Oper/Debt	3/	0.9	0.9	1.0
4921 AF Stock Fund	0.0	0.2	0.1	1.3
<b>CONSTANT FY 91 DOLLARS</b>				
<b>TOTAL 2/</b>	65.4	102.1	96.6	95.7
3010 Aircraft Procurement	12.8	16.9	15.9	14.2
3020 Missile Procurement	3.5	7.7	6.8	9.0
3080 Other Procurement	4.2	8.9	8.6	8.3
3300 MILCON	0.9	1.3	1.3	1.4
3730 MILCON - AFR	0.0	0.1	0.0	0.0
3830 MILCON - ANG	0.1	0.2	0.2	0.1
3600 RDT&E	7.9	15.9	14.0	13.3
3500 Military Personnel	15.6	20.9	20.7	20.0
3700 AFR Personnel	0.5	0.7	0.7	0.7
3850 ANG Personnel	0.7	1.1	1.1	1.1
3400 O&M	16.9	23.9	23.0	22.0
3740 O&M - AFR	0.7	1.2	1.1	1.0
3840 O&M - ANG	1.7	2.2	2.1	2.2
MFH Const/Oper/Debt	3/	1.0	1.0	1.0
4921 AF Stock Fund	0.0	0.2	0.1	1.3

Footnotes:

1/ Estimated.

2/ Totals may not add due to rounding.

3/ DoD funded MFH through FY 82. In FY 83, such funding was assumed by AF.

OPR: SAF/FMBMC, Mr M Fritsch, Ext 54942.

Data Source: OASD (C), Directorate of Program and Financial Control.

**TABLE C-6**  
**AF TOA REAL GROWTH BY APPROPRIATION**  
**FY 90 VS FY 91**  
**THEN-YEAR DOLLARS (BILLIONS)**

APPROPRIATION	FY 90 1/	FY 91 1/	DELTA In BUDGET	% REAL 2/ GROWTH FY 90/91
TOTAL 3/	92.8	95.7	2.9	(1.0)
O&M	24.8	25.3	0.5	(3.1)
MILITARY PERSONNEL	21.7	21.8	0.1	(3.0)
AIRCRAFT PROCUREMENT	15.4	14.2	(1.2)	(10.7)
RDT&E	13.5	13.3	(0.2)	(5.5)
MISSILE PROCUREMENT	6.6	9.0	2.4	31.6
OTHER PROCUREMENT	8.3	8.3	0.0	(3.3)
MILCON	1.5	1.5	0.0	(3.2)
FAMILY HOUSING	0.9	1.0	0.1	(0.6)
AF STOCK FUND	0.1	1.3	1.2	925.4

Footnotes:

1/ Estimated.

2/ Real Growth computed using FY 91 constant dollars published in the "Air Force Force and Financial Plan."

3/ Totals may not add due to rounding.

OPR: SAF/FMBMC, Mr M Fritsch, Ext 54942.

**TABLE C-7**

**AF OUTLAYS BY APPROPRIATION  
THEN-YEAR DOLLARS (BILLIONS)**

	FY 80	FY 89	FY 90 1/	FY 91 1/
<b>TOTAL 2/</b>	<b>39.0</b>	<b>94.7</b>	<b>92.9</b>	<b>92.9</b>
3010 Aircraft Procurement	6.6	14.7	15.0	14.5
3020 Missile Procurement	1.8	7.3	7.2	7.1
3080 Other Procurement	2.4	8.2	8.4	8.3
3600 RDT&E	5.0	14.9	13.9	13.3
3400 O&M	11.9	21.7	21.9	22.1
3740 O&M - AFR	0.5	1.1	1.0	1.0
3840 O&M - ANG	1.2	2.0	2.0	2.1
3500 Military Personnel	8.5	20.9	19.2	20.0
3700 AFR Personnel	0.2	0.6	0.6	0.7
3850 ANG Personnel	0.3	1.0	1.0	1.1
3300 MILCON	0.6	1.3	1.3	1.2
3730 MILCON - AFR	0.1	0.1	0.1	0.1
3830 MILCON - ANG	0.0	0.1	0.2	0.2
4921 AF Stock Fund	0.0	0.1	0.2	0.6
0704/0745 Family Housing	3/	0.9	0.9	1.0
AF Industrial Fund	0.0	0.1	0.0	0.0
Offsetting Receipts	(0.3)	(0.4)	(0.3)	(0.3)
Trust/Trust Revolving Funds	0.0	0.0	0.0	0.0

Footnotes:

1/ Estimated.

2/ Totals may not add due to rounding.

3/ DoD account in FY 80.

OPR: SAF/FMBMC, Mr M Fritsch, Ext 54942.

**TABLE C-8**

**AIR FORCE TOTAL OBLIGATIONAL AUTHORITY (TOA)  
TOTAL OF PROCUREMENT, RDT&E, AND MILCON  
vs ALL OTHER APPROPRIATIONS  
CONSTANT FY 91 DOLLARS (BILLIONS)**

<b>FY</b>	<b>PROCUREMENT, RDT&amp;E &amp; MILCON</b>	<b>ALL OTHER APPROPRIATIONS</b>	<b>TOTAL</b>
1980	29.3	36.1	65.4
1981	36.5	38.0	74.5
1982	47.1	38.9	86.0
1983	52.5	42.2	94.7
1984	62.9	44.6	107.5
1985	66.9	50.3	117.2
1986	61.3	50.0	111.3
1987	58.2	49.7	107.9
1988	50.1	50.6	100.7
1989	50.9	51.2	102.1
1990 1/	46.9	49.7	96.6
1991 1/	46.3	49.4	95.7

Footnote:

1/ Estimated.

OPR: SAF/FMBMC, Mr M Fritsch, Ext 54942.

Data Source: OASD(C), Directorate of Program & Financial Control.

**TABLE C-9  
AF TOA BY MAJOR FORCE PROGRAM  
(BILLIONS)**

	FY 80	FY 89	FY 90 1/	FY 91 1/
<b>THEN-YEAR DOLLARS</b>				
<b>TOTAL 2/</b>	41.6	95.3	92.8	95.7
Strategic Forces	6.6	14.6	13.4	15.7
General Purpose Forces	11.6	22.5	21.0	21.7
Intel & Comm	4.7	17.5	17.6	19.1
Airlift & Seallift	2.2	4.7	5.3	5.9
Guard & Reserve Forces	3.1	5.5	5.7	5.1
Research & Development	4.2	9.5	8.9	8.5
Central Supply & Maint	4.5	8.7	9.0	8.1
Tng, Med, & Other Pers Act	3.9	9.3	9.3	9.8
Admin & Assoc Activities	0.5	1.4	1.2	1.3
Support of Other Nations	0.3	0.1	0.1	0.1
Special Operations Forces	-	1.6	1.2	0.2
<b>CONSTANT FY 91 DOLLARS</b>				
<b>TOTAL 2/</b>	65.4	102.1	96.9	95.7
Strategic Forces	9.8	15.6	14.0	15.7
General Purpose Forces	18.1	24.0	21.9	21.7
Intel & Comm	7.7	18.9	18.3	19.1
Airlift & Seallift	3.6	5.0	5.5	5.9
Guard & Reserve Forces	4.0	5.9	6.0	5.1
Research & Development	6.8	10.3	9.3	8.5
Central Supply & Maint	7.5	9.3	9.3	8.1
Tng, Med, & Other Pers Act	6.5	9.8	9.7	9.8
Admin & Assoc Activities	0.9	1.5	1.3	1.3
Support of Other Nations	0.5	0.1	0.1	0.1
Special Operations Forces	0	1.7	1.3	0.2

Footnotes:

1/ Estimated.

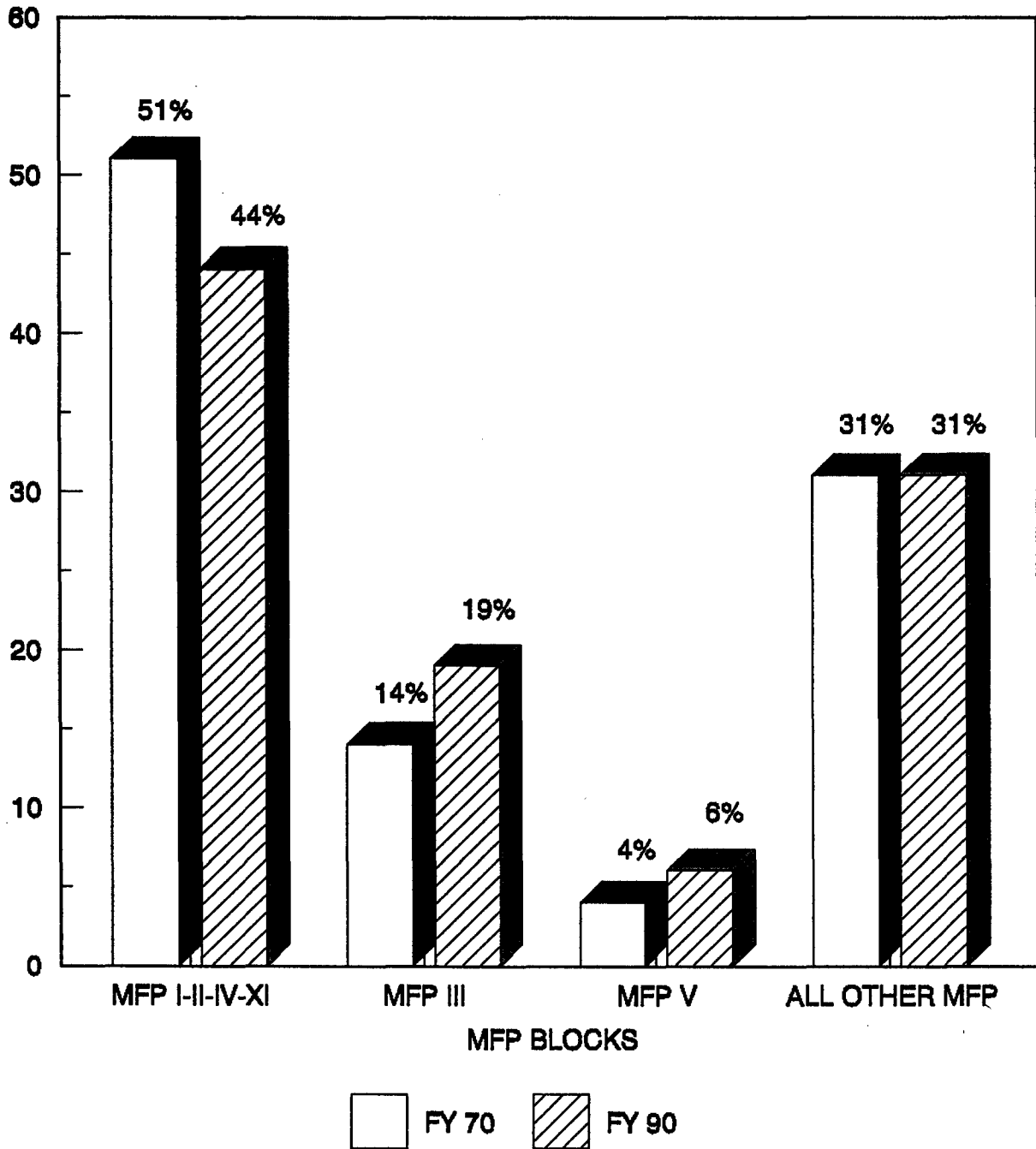
2/ Totals may not add due to rounding.

OPR: SAF/FMBMC, Mr M Fritsch, Ext 54942.

Data Source: OASD(C), Directorate of Program and Financial Control.

**FIGURE C-2  
AF TOTAL OBLIGATIONAL AUTHORITY (TOA) BY  
MAJOR FORCE PROGRAM (MFP)**

PERCENT OF TOA BY FY



DATA SOURCE: "USAF Budget Book" & "USAF SUMMARY"



**TABLE C-10  
RESERVE FORCES (APPN 37XX & 38XX) HIGHLIGHTS 1/  
THEN-YEAR DOLLARS (MILLIONS)**

	FY 88	FY 89	FY 90 1/	FY 91 2/
<b>AIR FORCE RESERVE</b>				
<b>TOTAL</b>	1708	1814	1735	1783
<b>PERSONNEL (3700)</b>	617	656	664	686
Direct Program	615	654	663	684
Reimbursable Program	2	2	2	2
<b>MILCON (3730)</b>	79	71	46	37
Major Construction	70	61	33	33
Minor Construction	3	3	3	1
Planning and Design	6	7	10	3
<b>O&amp;M (3740)</b>	1012	1087	1025	1060
Mission Forces	641	675	793	820
Depot Maintenance	190	213	170	175
Other Support	169	184	45	47
Reimbursable Program	12	15	17	18
<b>AIR NATIONAL GUARD</b>				
<b>TOTAL</b>	3105	3237	3320	3376
<b>PERSONNEL (3850)</b>	988	1033	1061	1092
Direct Program	988	1033	1058	1089
Reimbursable Program	3/	3/	3	3
<b>MILCON (3890)</b>	137	158	199	67
Major Construction	135	141	184	54
Minor Construction	2	3	3	4
Planning and Design	14	14	12	9
<b>O&amp;M (3840)</b>	1980	2046	2060	2217
Mission Operation	1466	1529	1681	1794
Depot Maintenance	380	376	335	375
Other Support	112	117	5	6
Reimbursable Program	23	24	39	42

Footnotes:

1/ Totals may not add due to rounding.

2/ Estimated.

3/ Less than \$1 million.

OPR: AF/RECB, Mr W Gracie/Lt Col D P Spann, Ext 32676; NGB/ACB, Lt Col M DuBeau, Ext 50885.

TABLE C-11

AF DIRECT PERSONNEL COST AND END STRENGTH  
THEN-YEAR DOLLARS (BILLIONS)

	END STRENGTH	OBLIGATION \$	OUTLAY \$
FY 1988			
GRAND TOTAL	1,026,630	29.052	28.627
% OF AF OUTLAYS			30.7%
MILITARY TOTAL	773,783	21.613	21.275
AF	576,446	20.010	19.764
AFR	82,116	0.615	0.573
ANG	115,221	0.988	0.938
CIVILIAN TOTAL	252,847	7.439	7.352
O&M-AF	159,979	4.472	4.472
O&M-AFR	14,194	0.441	0.441
O&M-ANG	25,283	0.825	0.738
RDT&E	10,769	0.323 1/	0.323 1/
INDUSTRIAL FUND	42,622	1.378	1.378
FY 1989			
GRAND TOTAL	1,030,430	29.652	30.279
% OF AF OUTLAYS			32.0%
MILITARY TOTAL	770,155	21.854	22.484
AF	570,880	20.167	20.877
AFR	83,214	0.654	0.621
ANG	116,061	1.033	0.986
CIVILIAN TOTAL	260,275	7.798	7.795
O&M-AF	167,160	4.670	4.670
O&M-AFR	14,155	0.470	0.467
O&M-ANG	25,651	0.849	0.849
RDT&E	11,625	0.355 1/	0.355 1/
INDUSTRIAL FUND	41,684	1.454	1.454

TABLE C-11 (CONT'D)			
AF DIRECT PERSONNEL COST AND END STRENGTH			
THEN-YEAR DOLLARS (BILLIONS)			
	END STRENGTH	OBLIGATION \$	OUTLAY \$
FY 1990			
<b>GRAND TOTAL</b>	1,007,686	29.936	29.027
<b>% OF AF OUTLAYS</b>			31.3%
<b>MILITARY TOTAL</b>	746,233	21.747	20.841
AF	545,000	20.027	19.206
AFR	84,900	0.663	0.620
ANG	116,333	1.057	1.015
<b>CIVILIAN TOTAL</b>	261,453	8.189	8.186
O&M-AF	171,409	5.034	5.034
O&M-AFR	14,821	0.498	0.495
O&M-ANG	26,301	0.911	0.911
RDT&E	10,925	0.374 1/	0.374 1/
INDUSTRIAL FUND	37,997	1.372	1.372
FY 1991			
<b>GRAND TOTAL</b>	990,697	29.586	29.454
<b>% OF AF OUTLAYS</b>			31.7%
<b>MILITARY TOTAL</b>	731,633	21.820	21.691
AF	530,000	20.047	20.006
AFR	85,200	0.684	0.640
ANG	116,433	1.089	1.045
<b>CIVILIAN TOTAL</b>	259,264	7.766	7.763
O&M-AF	167,507	4.495	4.495
O&M-AFR	14,310	0.510	0.507
O&M-ANG	25,970	0.947	0.947
RDT&E	11,924	0.389 1/	0.389 1/
INDUSTRIAL FUND	39,553	1.425	1.425

Footnote:

1/ Excludes 0.061 billion dollars in reimbursables.

OPR:

SAF/FMBOP, Maj W Heath, Ext 73116 (AF-Military).

SAF/FMBOP, Mr A Wasley, Ext 70081 (AF-Civilian, O&M).

SAF/FMBID, Mrs M Tulintseff, Ext 44641 (AF-Civilian, RDT&E).

SAF/FMAFF, Mr F Ludwig, Ext 43803 (Industrial Fund).

NGB/ACRBM, Mr G Adamson, Ext 50885 (ANG-Military).

NGB/ACRBO, Mrs B H White, Ext 50885 (ANG-Civilian).

AF/RECB, Ms R Everling, Ext 32676 (AFRES-Military).

AF/RECB, Mr A Mahoney, Ext 32676 (AFRES-Civilian).

**TABLE C-12**

**TOTAL AF PERSONNEL BUDGET OUTLAY TRENDS  
THEN-YEAR DOLLARS (MILLIONS)**

FISCAL YEAR	MILITARY	CIVILIAN
FY 80	9016	5293
FY 81	10480	5676
FY 82	12241	6075
FY 83	13053	6415
FY 84	13619	6805
FY 85 1/	19373	7142
FY 86	20311	7422
FY 87	20738	7801
FY 88	21346	7993
FY 89	22554	8412
FY 90 2/	21747	8189
FY 91 2/	21820	7766

**Footnotes:**

1/ Military retired pay accrual begun in FY 85.

2/ Estimate.

OPR: SAF/FMBMC, Mr M Fritsch, Ext 54942.

Data Source: OASD (C), Directorate of Program and Financial Control.

**TABLE C-13**  
**AIRCRAFT REPLENISHMENT SPARES**  
**THEN-YEAR DOLLARS (MILLIONS)**

	FY 89	FY 90	FY 91
<b>BUDGET PROGRAM 1500</b>			
<b>DIRECT AUTHORITY</b>	<b>1986.5</b>	<b>2057.0</b>	Transferred  to  AF Stock  Fund (AFSF)
WRSK/BLSS 1/	0.0	408.0	
OWRM 2/	0.0	0.0	
POS 3/	1986.5	1649.0	

<b>BUDGET PROGRAM 1800</b>			
<b>REIMBURSABLE AUTHORITY</b>	<b>180.0</b>	<b>180.0</b>	Transferred  to AFSF
POS 3/	180.0	180.0	

**Footnotes:**

1/ War Readiness Spare Kits/Base Level Self-Sufficiency Spares.

2/ Other War Reserve Materiel

3/ Peacetime Operating Stocks

OPR: SAF/FMBIA, Mrs P Nicholson, Ext 45701.

**TABLE C-14****AF MILCON APPROPRIATION SUMMARY  
THEN-YEAR DOLLARS (MILLIONS)**

	FY 88	FY 89	FY 90 1/	FY 91 1/
<b>GRAND TOTAL</b>	1,509	1,456	1,511	1,480
<b>AF TOTAL</b>	1,279	1,226	1,227	1,376
<b>NEW MISSION</b>	667	582	667	830
<b>CURRENT MISSION</b>	612	644	560	546
<b>AFR TOTAL</b>	79	71	46	38
<b>ANG TOTAL</b>	151	159	238	66

Footnote:

1/ Estimated.

OPR: SAF/FMBIC, Ms P Vestal, Ext 71724.

TABLE C-15

TOTAL AF O&M FUNDING DETAIL BY  
MAJOR FORCE PROGRAM & COMMODITY GROUP 1/  
THEN-YEAR DOLLARS (BILLIONS)

	FY 88	FY 89	FY 90 3/	FY 91 3/
TOTAL O&M FUNDING 2/	\$23.3	\$25.2	\$24.8	\$25.3

MAJOR FORCE PROGRAM				
STRATEGIC FORCES	\$3.0	3.2	\$3.0	\$3.1
GENERAL PURPOSE FORCES	4.3	4.4	4.3	5.0
INTELLIGENCE & COMMUNICATION	2.2	2.5	2.5	2.8
MILITARY AIRLIFT	1.0	1.1	1.2	1.3
RESERVE FORCES	2.9	3.1	3.0	3.2
CENTRAL SUPPLY & MAINT	6.3	6.9	6.7	5.5
TRAINING & MEDICAL	2.9	3.2	3.3	3.8
SPECIAL OPERATIONS FORCES	0.1	0.2	0.2	0.0
ALL OTHER MAJOR FORCE PROGRAMS	0.6	0.6	0.6	0.6
COMMODITY GROUP				
CIVILIAN PAY	\$4.2	\$4.7	\$5.0	\$4.5
TRAVEL & TRANSPORTATION	1.1	1.3	\$1.2	\$1.2
UTILITIES & RENT	0.5	0.5	0.6	0.6
COMMUNICATIONS	0.6	0.6	0.6	0.7
SUPPLIES & EQUIPMENT	2.3	2.6	2.4	2.7
IF MAINTENANCE	2.4	2.7	2.5	2.1
PURCHASED SERVICES	6.3	6.9	6.9	7.4
AIRCRAFT POL	1.5	1.6	1.4	1.5
OTHER EXPENSES 4/	4.4	4.3	4.2	4.6

Footnotes:

1/ Real Growth: FY 88-89 (6.8%), FY 89-90 (-3.8%)  
and FY 90-91 (estimated at -3.1%).

2/ Totals may not add due to rounding.

3/ Estimated.

4/ Includes AFRES and ANG.

OPR: SAF/FMBOI, Lt Col J Cook, Ext 44096.

Data Source: FY91 PB Updated Data Base. HIS-PB, 5 Feb 90.

**TABLE C-16**  
**NEW MILITARY FAMILY HOUSING QUANTITY AND COST**  
**THEN-YEAR DOLLARS (MILLIONS)**

FISCAL YEAR	NUMBER OF UNITS
1975-1984	2740
1985	1535
1986	1880
1987	522
1988	334 1/
1989	260 2/
1990	200 3/
1991	0

Footnotes:	NO. UNITS	COST
1/ Holbrook, AZ	34	\$2.5
Clark, PI	300	\$23.3
2/ Clark, PI	260	\$19.9
3/ Ramstein, FRG	200	\$18.7

OPR: SAF/FMBIC, Mrs N Corbin, Ext 71724.



**TABLE C-17**

**MILITARY FAMILY HOUSING: CURRENT INVENTORY 1/**

**(As of 1 Oct 89)**

	FY 87	FY 88	FY 89	FY 90
<b>GOVERNMENT HOUSING (OWNED/LEASED)</b>	143,090	144,255	146,000	147,500
Occupied Units 2/	136,430	137,058	138,000	139,500
Unoccupied Units 3/	6,600	7,197	8,000	8,000
<b>COMMUNITY HOUSING (OCCUPIED UNITS)</b>	241,179	240,754	231,700	224,500
<b>GRAND TOTAL OCCUPIED HOUSING</b>	<b>377,609</b>	<b>377,812</b>	<b>369,699</b>	<b>364,099</b>

Footnotes:

1/ A "Family" person is defined as one eligible for BAQ at the "with dependent" rate.

2/ Approximately 12,200 occupants are non-Air Force, i.e., Army, Navy, USMC, USCG, foreign military and civilians. Also 6,700 Air Force sponsors occupy Army, Navy & US Marine Corps housing not shown on this table.

3/ "Unoccupied units" include units inactive due to major repairs or disposal actions, as well as those for reasons of change of occupancy.

OPR: AF/LEEHO, Mr W Christie, Ext 50392, 5D400.

TABLE C-18

AF STRATEGIC (MFP 1) AND GENERAL PURPOSE (MFP 2) PROGRAMS  
VS PRIVATE SECTOR TOBACCO, ALCOHOL AND JEWELRY EXPENDITURES  
THEN-YEAR DOLLARS (BILLIONS) 1/

FY	MFP 1	MFP 2	TOBACCO	ALCOHOL	JEWELRY
1970	4.4	5.4	10.8	22.9	4.1
1971	4.3	5.1	11.3	25.7	4.4
1972	4.7	4.9	12.2	28.5	4.8
1973	4.6	5.4	13.2	31.3	6.0
1974	4.3	5.6	14.1	34.1	7.0
1975	4.4	5.9	15.1	36.9	8.1
1976 2/	4.6	7.0	16.8	39.7	8.8
1977	5.1	8.0	17.0	42.5	11.0
1978	4.5	9.7	17.7	45.3	12.4
1979	4.9	10.2	19.3	48.1	13.3
1980	6.6	11.6	20.8	50.9	15.4
1981	7.9	15.1	22.7	53.7	16.7
1982	11.5	19.2	24.7	56.5	16.6
1983	14.1	18.9	28.0	59.2	18.0
1984	19.9	20.2	30.5	62.0	19.9
1985	20.6	24.0	32.2	64.8	20.5
1986	17.7	23.7	33.6	67.6	23.2
1987	14.8	24.2	36.7	70.4	24.2
1988	13.3	22.2	34.4	73.2	25.2
1989	14.6	22.5	35.7	76.0	26.2
1990 3/	13.4	21.0	36.9	78.8	27.2
1991 3/	15.7	21.7	38.2	81.6	28.2

Footnotes:

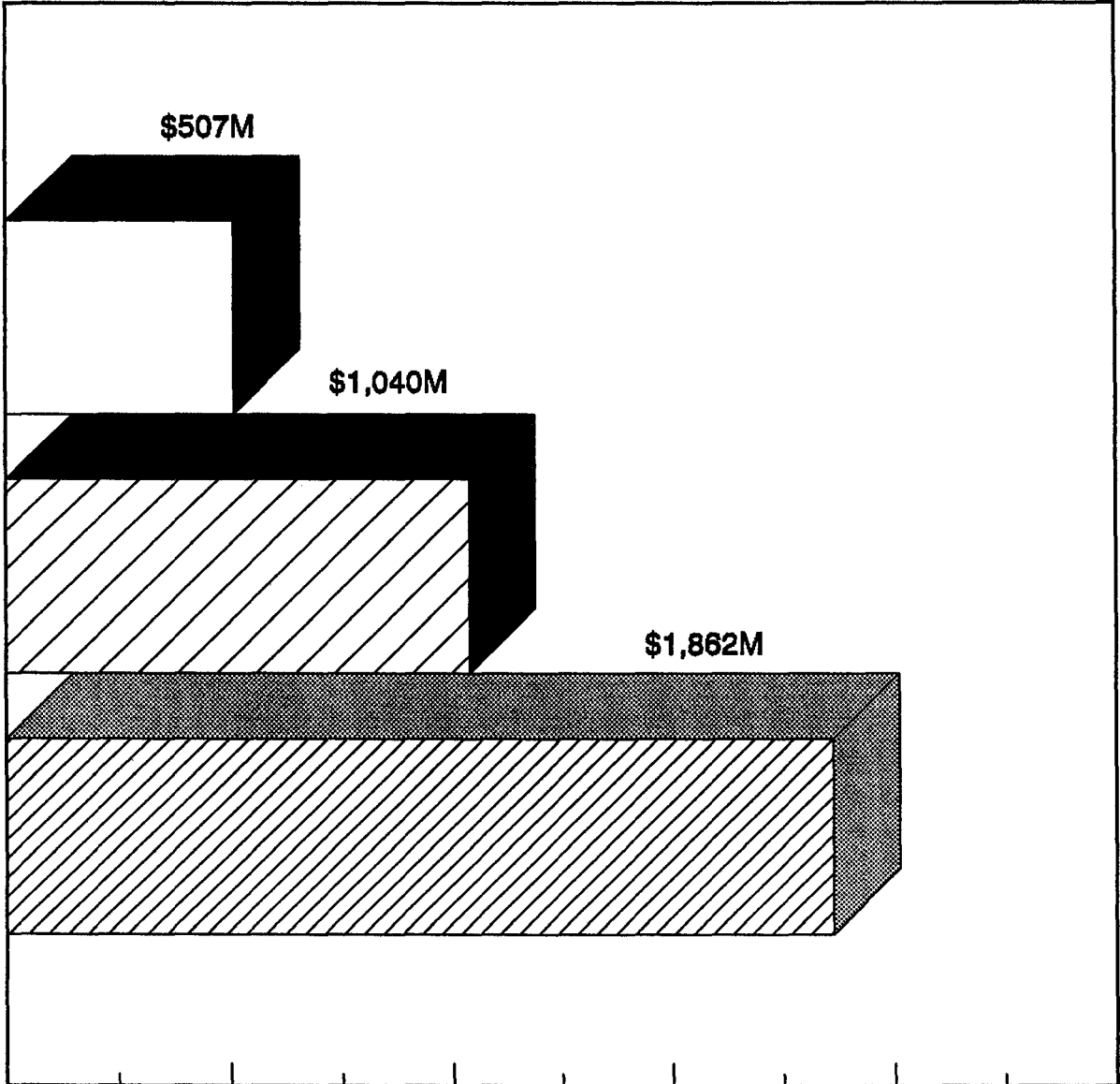
1/ 1987-91 estimates for tobacco, alcohol and jewelry based on data from the "Statistical Abstract of the United States."

2/ Excludes Transition Period.

3/ Estimated.

OPR: SAF/FMCEE; Ext 55220.

**FIGURE C-3  
AIR FORCE FACILITIES MAINTENANCE & REPAIR (BMAR)  
VALUE OF BACKLOG**



0                      500                      1,000                      1,500                      2,000                      2,500

THEN-YEAR DOLLARS (MILLIONS)

 FY 82	 FY 89	 FY 92
ACTUAL	ACTUAL	ESTIMATE

DATA SOURCE: AF/LEEPO, CAPT D BRADLEY, EXT 58944.

**TABLE C-19**  
**PROCUREMENT EXHIBIT (P-1) SUMMARY**  
**APPN 3010 (AIRCRAFT), APPN 3020 (MISSILE), APPN 3080 (OTHER)**  
**THEN-YEAR DOLLARS (MILLIONS)**

<b>APPROPRIATION:</b>	<b>FY 88</b>	<b>FY 89</b>	<b>FY 90 1/</b>	<b>FY 91 1/</b>
<b>TOTAL 2/</b>	<b>27,978.0</b>	<b>30,989.4</b>	<b>30,204.8</b>	<b>31,530.6</b>
<b>AIRCRAFT (3010)</b>	<b>12,830.5</b>	<b>15,650.6</b>	<b>15,360.5</b>	<b>14,217.4</b>
<b>MISSILE (3020)</b>	<b>7,206.3</b>	<b>7,146.5</b>	<b>6,589.6</b>	<b>9,005.7</b>
<b>OTHER (3080)</b>	<b>7,941.2</b>	<b>8,192.9</b>	<b>8,254.7</b>	<b>8,307.4</b>

Footnote:

1/ Estimate.

2/ Totals may not add due to rounding.

OPR: SAF/FMBMC, Mr M Fritsch, Ext 54942.

Data Source: Procurement P-1 Exhibits.

**TABLE C-20**  
**PROCUREMENT EXHIBIT (P-1) SUMMARY BY BUDGET ACTIVITY**  
**AIRCRAFT PROCUREMENT (APPN 3010)**  
**THEN-YEAR DOLLARS (MILLIONS)**

BUDGET ACTIVITY	FY 89	FY 90 2/	FY 91 2/
<b>TOTAL 1/</b>	<b>15,650.6</b>	<b>15,360.5</b>	<b>14,217.4</b>
Combat Aircraft	8,339.2	7,398.6	8,567.0
Airlift Aircraft	1,104.7	1,864.9	2,236.6
Trainer Aircraft	9.5	144.4	185.2
Other Aircraft	97.9	69.4	45.4
In-Service Mod	2,332.3	2,563.5	1,763.6
Spares & Repair Parts	2168.9	2,189.7	290.3
Spt Equip & Facilities	1,598.1	1,130.0	1,129.4

Footnote:

1/ Totals may not add due to rounding.

2/ Estimated.

OPR: SAF/FMBIA, Capt G S Bringle, Ext 45700.

Data Source: Air Force Procurement P-1 Exhibit.

TABLE C-21

P-1 HIGHLIGHTS  
 AIRCRAFT PROCUREMENT (APPN 3010) 1/  
 THEN-YEAR DOLLARS (MILLIONS)

	FY 89	FY 90 2/	FY 91 2/
<b>TOTAL 3/</b>	\$15,650.6	\$15,360.5	\$14,217.4
<b>COMBAT AIRCRAFT PROCUREMENT</b>			
B-1B (MYP)	-	( 0) 10.0	( 0) 20.8
B-2A (MYP)	( 3) 2796.3	( 2) 2070.2	( 5) 3206.0
F-15 D/E	( 36) 1377.9	( 36) 1337.1	( 36) 1699.8
F-16 C/D (MYP)	(180) 2877.7	(150) 2984.2	(150) 2794.5
<b>AIRLIFT AIRCRAFT PROCUREMENT</b>			
C-17 (MYP)	( 4) 995.6	( 4) 1207.5	( 6) 1908.8
C-27A	-	( 5) 73.3	( 5) 79.5
<b>TRAINER AIRCRAFT PROCUREMENT</b>			
Tanker/Transport/Trainer	( 1) 9.5	(14) 144.4	(28) 185.2
<b>OTHER AIRCRAFT PROCUREMENT</b>			
MH-60G	( 9) 75.4	( 4) 48.6	( 4) 36.9
<b>MODIFICATION OF IN-SERVICE AIRCRAFT</b>			
B-1B	24.5	51.0	134.1
B-52	205.4	157.5	109.6
C-135	784.6	655.3	631.9
F-15	174.2	198.0	130.4
F-16	238.2	46.9	144.0
F-111	124.3	83.8	104.6
<b>AIRCRAFT SPARES AND REPAIR PARTS</b>			
--	2168.9	2189.7	290.3
<b>AIRCRAFT SUPPORT EQUIPMENT AND FACILITIES</b>			
Common AGE	215.7	241.5	386.6
Industrial Responsiveness	23.1	24.5	45.3
War Consumables	20.5	-	41.3
Other Production Charges	1074.6	572.2	491.5
Common ECM Equipment	247.5	226.6	164.7
<b>ALL OTHER</b>			
--	2216.7	3038.2	1611.6

Footnotes:

1/ Values in parentheses represent quantities bought.

2/ Estimated.

3/ Totals may not add due to rounding.

OPR: SAF/FMBIA, Capt G S Bringle, Ext 45700.

**TABLE C-22**

**P-1 EXHIBIT SUMMARY BY BUDGET ACTIVITY**

**MISSILE PROCUREMENT (APPN 3020)  
THEN-YEAR DOLLARS (MILLIONS)**

	FY 89	FY 90 1/	FY 91 1/
<b>TOTAL</b>	<b>7146.5</b>	<b>6589.6</b>	<b>9005.7</b>
<b>BALLISTIC MISSILES</b>	<b>841.4</b>	<b>886.4</b>	<b>1885.0</b>
<b>OTHER MISSILES</b>	<b>1,498.0</b>	<b>1353.2</b>	<b>2125.5</b>
<b>MODIFICATIONS</b>	<b>140.1</b>	<b>77.1</b>	<b>111.3</b>
<b>SPARES/REPAIR PARTS</b>	<b>231.9</b>	<b>183.8</b>	<b>271.4</b>
<b>OTHER SUPPORT</b>	<b>4,435.0</b>	<b>4089.2</b>	<b>4612.6</b>

Footnote:

1/ Estimated.

OPR: SAF/FMBIO, Mr M Novel, Ext 44600.

**TABLE C-23**

**P-1 HIGHLIGHTS**

**MISSILE PROCUREMENT (APPN 3020)  
THEN-YEAR DOLLARS (MILLIONS) 1/**

	FY 89	FY 90 2/	FY 91 2/
<b>GRAND TOTAL</b>	\$7,146.5	\$6,590.1	\$9,004.6
<b>BALLISTIC MISSILES</b>	\$792.5	\$832.5	\$1,861.0
PEACEKEEPER	(12) 792.5	(12) 832.5	(12) 1861.0
<b>OTHER MISSILES</b>	\$1,360.0	\$1,304.1	\$1,467.8
ADVAN CRUISE MISSILE	-	(100) 315.2	(100) 472.2
AGM-130 (POWERED GBU-15)	-	(28) 32.0	(63) 38.4
AMRAAM	(874) 795.4	(815) 687.8	(1250)893.4
GLCM	(-) 0.6	-	-
HARM	(893) 211.6	(326) 76.5	(120) 30.3
HAVE NAP	(6) 8.3	(22) 23.4	(26) 25.8
MAVERICK	(2540) 253.0	(2270) 168.7	7.3
SPARROW	(354) 54.0	-	-
SIDEWINDER	760) 37.1	0.5	0.4
SPARES & REPAIR PARTS	\$231.9	\$183.8	\$271.4
<b>OTHER SUPPORT</b>	\$1,313.0	\$955.1	\$1,218.1
DEFENSE SUPPORT	(2) 432.4	(1) 346.6	(1) 326.2
DMSP	(1) 157.3	(1) 116.6	(1) 147.8
DSCS	53.7	48.2	63.9
MED LAUNCH VEHICLE	(8) 255.4	(3) 164.9	(5) 269.8
NAVSTAR GPS	74.4	48.0	201.8
SPACE BOOSTER	(3) 339.8	(3) 230.8	(2) 208.6
<b>OTHER ITEMS</b>	3449.1	3314.6	4186.3

1/ Values in parentheses represent quantities; 2/ Estimate.

OPR: SAF/FMBIO, Mr M Novel, Ext 44600.



**TABLE C-24**

**P-1 EXHIBIT SUMMARY BY BUDGET ACTIVITY**

**OTHER PROCUREMENT (APPN 3080)**

**THEN-YEAR DOLLARS (MILLIONS)**

<b>ACTIVITY:</b>	<b>FY 89</b>	<b>FY 90 1/</b>	<b>FY 91 1/</b>
<b>TOTAL 2/</b>	<b>8,192.9</b>	<b>8,254.7</b>	<b>8,307.4</b>
<b>MUNITIONS/ASSOC EQUIPMENT</b>	<b>587.0</b>	<b>392.8</b>	<b>428.0</b>
<b>VEHICULAR EQUIPMENT</b>	<b>270.6</b>	<b>212.3</b>	<b>176.7</b>
<b>ELECTRONICS &amp; TELECOM EQUIPMENT</b>	<b>1,965.3</b>	<b>2,077.4</b>	<b>1,651.5</b>
<b>OTHER BASE MAINT &amp; SPT EQUIPMENT</b>	<b>5,370.0</b>	<b>5,572.3</b>	<b>6,051.2</b>

Footnotes:

1/ Estimated

2/ Totals may not add due to rounding.

OPR: SAF/FMBIO, Mr. R. Wells, Ext 44600.

**TABLE C-25**

**P-1 EXHIBIT HIGHLIGHTS  
OTHER PROCUREMENT (APPN 3080)  
THEN-YEAR DOLLARS (MILLIONS)**

	FY 89	FY 90 1/	FY 91 1/
<b>TOTAL</b>	<b>8,192.9</b>	<b>8,254.7</b>	<b>8,307.4</b>
<b>30 MM TRAINING</b>	<b>53.4</b>	<b>47.9</b>	<b>46.6</b>
<b>QUANTITY (000)</b>	<b>(8160)</b>	<b>(7082)</b>	<b>(6610)</b>
<b>CBU-87 (CEM)</b>	<b>252.9</b>	<b>136.6</b>	<b>0.0</b>
<b>QUANTITY</b>	<b>(20483)</b>	<b>(11537)</b>	<b>(0)</b>
<b>BIGEYE</b>	<b>9.7</b>	<b>6.8</b>	<b>57.8</b>
<b>WEATHER OBS FORECAST</b>	<b>62.2</b>	<b>54.3</b>	<b>49.7</b>
<b>OTH-B RADAR</b>	<b>159.0</b>	<b>196.5</b>	<b>0.0</b>
<b>ADPE</b>	<b>71.6</b>	<b>55.3</b>	<b>54.7</b>
<b>RANGE IMPROVEMENT</b>	<b>103.5</b>	<b>114.1</b>	<b>66.3</b>
<b>SATELLITE CONT FACILITIES</b>	<b>60.0</b>	<b>67.3</b>	<b>87.9</b>
<b>JOINT TACTICAL COMM</b>	<b>146.5</b>	<b>40.0</b>	<b>72.5</b>
<b>COMM/ELECTRONIC SPARES</b>	<b>196.1</b>	<b>235.4</b>	<b>139.8</b>
<b>CHEMICAL/BIOLOGICAL DEF</b>	<b>83.0</b>	<b>55.5</b>	<b>43.3</b>
<b>OTHER ITEMS</b>	<b>6,995.0</b>	<b>7,245.0</b>	<b>7,688.8</b>

Footnote:

1/ Estimated.

OPR: SAF/FMBIO, Mr R Wells, Ext 44600.

**TABLE C-26**

**R-1 EXHIBIT SUMMARY BY BUDGET ACTIVITY, MAJOR FORCE PROGRAM  
AND RESEARCH CATEGORY 1/**

**RDT&E (APPN 3600)**

**THEN-YEAR DOLLARS (MILLIONS)**

	FY 88	FY 89	FY 90 2/	FY 91 2/
<b>RESEARCH CATEGORY</b>				
<b>TOTAL</b>	15,031.0	14,668.1	13,496.9	13,276.3
Research	200.2	197.2	189.6	201.5
Exploratory Development	572.9	587.9	565.7	580.1
Advanced Development	4,252.4	2,309.3	2,241.6	2097.1
Engineering Development	3,855.1	5,352.8	4,928.9	4,499.9
Management & Support	646.0	641.6	551.7	621.3
Operational Systems Dev	5,504.4	5,579.3	5,019.3	5,276.5
<b>BUDGET ACTIVITY</b>				
<b>TOTAL</b>	15,031.0	14,668.2	13,496.9	13,276.3
Technology Base	773.9	785.1	755.4	781.6
Advanced Tech Development	798.5	757.7	639.2	646.1
Strategic Programs	5,724.8	5,334.1	4,475.4	4,262.2
Tactical Programs	3,924.4	4,067.1	3,884.6	3,777.2
Intelligence & Comm	2,137.8	2,056.6	2,124.0	2,265.1
Defense-Wide Mission Spt	1,671.5	1,667.5	1,618.4	1,544.2
<b>MAJOR FORCE PROGRAM</b>				
<b>TOTAL</b>	15,031.0	15,407.3	13,496.9	13,276.3
Strategic Forces	490.1	451.6	384.2	415.5
General Purpose Forces	916.1	974.1	921.2	950.5
Intelligence & Comm	3,788.2	3,784.1	3,520.0	3,789.0
Airlift/Sealift	26.4	14.4	14.7	13.1
Guard and Reserve Forces	59.3	790.0	19.9	0.0
Research & Development	9,529.3	9,088.9	8,477.6	7,999.8
Central Supply & Maint	102.4	121.0	111.2	99.9
Training, Med & Other	0.0	0.0	4.1	4.5
Support of Other Nations	2.9	31.1	3.2	4.0
Special Operations Forces	116.4	152.1	40.7	0.0

Footnotes:

1/ Totals may not add due to rounding.

2/ Estimated.

OPR: SAF/FMBID, Ms G Crook, Ext 44641.

TABLE C-27				
R-1 EXHIBIT HIGHLIGHTS				
RDT&E (APPN 3600)				
THEN - YEAR DOLLARS (MILLIONS)				
	FY 88	FY 89	FY 90 1/	FY 91 1/
<b>TOTAL</b>	15,031.0	14,865.3	13,497.8	13,302.3
Acft Eng Component Imp Prog	91.0	93.4	75.9	93.6
Adv Strategic Missile Sys	129.1	139.8	69.9	100.3
Adv Tactical Fighter	492.2	674.5	1,045.9	763.9
Advan Avionics for Aero Veh	12.1	24.5	25.0	32.3
Advan Comm Systems	29.4	10.2	11.2	6.4
Aerospace Avionics	62.2	64.9	64.4	68.6
Aerospace Flight Dynamics	70.4	71.5	65.9	67.4
Aerospace Propulsion	60.7	66.5	66.1	62.6
Aerospace Propul Subsys Integ	20.9	20.7	21.0	28.4
Airborne Warning and Control	94.5	117.0	114.9	139.8
Alternate Fighter Engine	74.6	31.1	61.8	5.1
AMRAAM	0.0	0.0	14.9	25.5
B-1B	358.5	218.8	0.0	0.0
C-17 Program	1,090.5	905.5	885.2	541.1
Combat ID Systems	27.1	82.6	34.0	0.0
Command/Cont/Comm	78.7	83.0	80.5	79.4
Consolidated Space Ops Ctr	38.3	34.9	26.9	24.3
Def Meteorological Sat Prog	40.5	51.4	47.6	49.7
Defense Research Sciences	185.0	190.3	182.2	193.2
Defense Support Program	86.9	100.4	80.0	70.0
DoD Common Prog Lang (Ada)	14.5	0.0	0.0	0.0
DoD Software Engr Institute	18.7	0.0	0.0	0.0
Engine Model Deriv Program	2.5	1.0	0.5	1.0
EW Development	0.0	96.2	70.3	159.4
F-111 Squadrons	16.4	21.0	32.4	11.3
F-15 Squadrons A/B/C/D	98.6	84.8	2.7	0.0
F-16 Squadrons	21.7	23.1	25.0	70.1
Flight Simulator Development	50.7	64.0	58.2	41.2
Force Enhancements-Active	116.4	152.1	38.4	0.0
Hardened Target Munitions	1.4	6.1	6.4	0.0
Human Systems Technology	51.3	52.8	48.9	51.1
ICBM Modernization	1,056.2	844.7	889.0	757.7
Industrial Preparedness	82.8	96.4	85.0	72.1

TABLE C-27 (Cont'd)

R-1 EXHIBIT HIGHLIGHTS

RDT&E (APPN 3600)

THEN -YEAR DOLLARS (MILLIONS)

	FY 88	FY 89	FY 90 1/	FY 91 1/
Integrated EW/CNI Dev	7.7	119.6	103.2	16.6
INEWS/ICNIA	85.1	36.7	36.4	29.6
JSTARS	330.7	232.1	88.1	232.5
Materials	53.8	58.7	57.7	60.8
MILSTAR Satellite Comm Term	195.2	305.4	210.2	24.4
Min Essential Emer Comm Net	49.6	41.4	10.0	9.7
Nat'l Aerospace Plane Tech	182.7	228.4	192.5	158.0
NCMC-Space Def Systems	26.1	23.0	0.0	0.0
NCMC-TW/AA Systems	55.6	68.5	113.6	104.9
Over-the-Horizon Radar	24.0	18.4	20.2	12.9
Range Improvement	54.6	20.2	81.0	100.9
RDT&E Aircraft Support	54.0	54.1	54.2	61.8
Rocket Propulsion	41.0	35.6	36.6	37.9
Satellite Control Facility	93.1	92.2	85.6	127.5
Space Boosters	451.7	462.1	361.5	234.3
Space Shuttle Operations	45.3	37.7	54.6	19.1
Space Test Program	48.3	43.4	49.0	51.5
SRAM II - Eng Dev	0.0	0.0	215.6	156.9
Surface Def Suppression	9.7	42.4	8.9	11.2
Test & Evaluation Support	299.1	301.1	294.4	318.6
TR-1 Squadrons	71.9	99.1	110.7	54.8
VHSIC	89.2	43.7	0	0
WWMCS Info Systems-JPMO	18.3	61.7	0	0
All Other Line Items	8,170.5	8,016.6	7,083.7	7,968.9

Footnote:

1/ Estimated.

OPR: SAF/FMBID, Ms G Crook, Ext 44641.

TABLE C-28

**SELECTED ACQUISITION REPORT PROGRAM  
THEN-YEAR DOLLARS (MILLIONS)**

	PROGRAM DOLLARS AS OF		% CHANGE 31 DEC 88 VS 31 DEC 89
	31 Dec 1988	31 DEC 1989	
<b>TOTAL</b>	294,104.9	303,919.6	
ACM	6,668.1	6,847.1	2.7
AMRAAM	11,592.4	14,885.4	28.4
ATARS (TARS) 1/ 2/	312.3	189.8	(39.2)
ATF 2/	13,507.1	14,351.6	6.3
B-1B	27,437.7	27,444.7	3/
C-17A	37,454.6	41,811.9	11.6
CIS (MARK XV) 2/	4,391.6	300.4	(93.2)
CMU 2/	-	1,568.7	-
DMSP	1,818.1	1,771.5	(2.6)
DSCS III	1,994.4	2,016.0	1.1
DSP	8,309.9	8,314.1	0.1
F-15	33,533.3	30,137.9	(10.1)
F-16	53,770.4	53,041.7	(1.4)
GPS (SATELLITES)	4,040.4	4,366.5	8.1
GPS (USER EQUIP)	4,130.4	5,768.5	39.7
IR MAVERICK	3,200.1	2,816.6	(12.0)
IUS	1,632.9	1,678.2	2.8
JSTARS (ACFT)	6,741.9	6,969.4	3.4
JSTARS (GND)	1,291.6	1,241.0	(3.9)
JTIDS 2/	1,886.4	1,817.2	(3.7)
KC-135R	12,569.4	12,333.9	(1.9)
LANTIRN	3,909.9	3,801.3	(2.8)
OTH-B RADAR	1,986.7	1,990.4	0.2
PEACEKEEPER	23,492.1	19,594.2	(16.6)
RAIL GARRISON	6,826.8	7,128.3	4.4
RSIP	-	689.9	-
SFW	3,210.8	3,878.4	20.8
SICBM	3,138.1	7,275.1	131.8
SRAM II	2,396.8	2,303.2	(3.9)
TITAN IV	12,201.3	17,009.1	39.4
TRI-TAC (TROPO)	659.4	577.6	(12.4)

## Footnote:

1/ Includes \$0.2 million of UAR funding in FY 87.

2/ Only RDT&amp;E reported in the SAR.

3/ Less than 1%.

OPR: SAF/FMCC, Lt Col L D Munz/Mr R T Lietza, Ext 70734.

TABLE C-29

SAR: NUNN-McCURDY BREACHES

AS OF 31 DEC 89

PERCENT INCREASE

A. PROGRAM ACQUISITION UNIT COST (PAUC) BREACHES

	FY 85	FY 86	FY 87	FY 88	FY 89	1/ FY 90	PRIMARY CAUSE OF LAST BREACH
AGM-65D	-	-	-	-	-	-	Sch Stretch
AGM-88A	-	-	-	-	-	-	Qty Decrease
AIM-7M	-	-	-	-	-	-	Qty Decrease
AIM-120A	-	-	-	-	-	28.4	Updated Cost Est
ALCM	-	-	-	-	-	-	Qty Decrease
ASAT	-	-	123.8	102.5	-	-	Prog Term'n
DSCS III	-	-	-	18.3	-	-	Int MLV II
IUS	50.4	-	-	-	-	-	Qty Decrease
JSTARS (GND)	-	-	-	-	39.3	-	Prog Restruct'g
LLLBGK	-	31.9	-	-	-	-	Qty Decrease
NAVSTAR	-	-	-	20.0	-	-	Qty Increase
PLSS	-	-	25.5	-	-	-	Prog Term'n
SFW	-	-	-	-	-	-	Sch Slip/Infl Rates
SICBM	-	-	-	1511.2	-	-	Prog Restruct'g
T-46A	-	-	686.1	-	-	-	Prog Term'n
Titan IV	-	-	-	18.4	-	-	Exp/Prog Up'gd
SFW	-	-	-	-	-	21.0	Prog Restruct'g

B. CURRENT PROCUREMENT UNIT COST (CPUC) BREACHES

	FY 85	FY 86	FY 87	FY 88	FY 89	FY 90	PRIMARY CAUSE OF LAST BREACH
AGM-65D	-	24.3	-	-	-	-	Qty Decrease
GLCM	-	-	-	-	-	-	Qty Decrease
LLLBGK	55.4	-	-	-	-	-	Qty Decrease
OTH-B Radar	4.6	-	-	-	-	-	Qty Decrease
PEACEKEEPER	50.1	123.5	-	-	-	-	Qty Decrease

Footnote:

1/ Represents only first quarter of FY 90.

2/ Breach is a direct result of Congressional action.

OPR: SAF/FMCC, Lt Col L D Munz/Mr R T Lietza, Ext 70734.

Data Source: "Selected Acquisition Reports/Unit Cost Reports."

**TABLE C-30  
SAR PROGRAM ACQUISITION UNIT COST (PAUC)  
THEN-YEAR DOLLARS (MILLIONS)**

	<b>BASELINE AO 31 DEC 88</b>	<b>STATUS AO 31 DEC 89</b>	<b>% CHANGE</b>
ACM	4.564	4.687	2.70
AMRAAM	0.477	0.612	28.39
ATARS (TARS) 2/	-	-	-
ATARS (UARS) 2/	-	-	-
ATF 2/	-	-	-
B-1B	274.377	274.447	0.03
C-17A	178.355	199.104	11.63
CIS(MARK XV IFF)2/	-	0.279	-
CMU 2/	-	-	-
DMSF	181.810	177.150	(2.56)
DSCS III	132.960	134.400	1.08
DSP	319.612	332.564	4.05
F-15	29.109	28.061	(3.60)
F-16	17.929	17.686	(1.36)
GPS (SATELLITES)	67.340	66.159	(1.75)
GPS (USER EQUIP)	0.161	0.105	(34.78)
IR MAVERICK	0.136	0.143	5.15
IUS	148.445	152.564	2.77
JSTARS(ACFT)	321.043	331.876	3.37
JSTARS(GND)	11.532	10.982	(4.77)
JTIDS 2/	-	-	-
KC-135R	19.732	19.485	(1.25)
LANTIRN	3.445	3.563	3.43
OTH-B RADAR	198.670	221.156	11.32
PEACEKEEPER	99.966	113.261	13.30
RAIL GARRISON	136.540	142.570	4.42
RSIP	-	19.164	-
SFW/1	0.162	0.196	20.99
SICBM	-	-	-
SRAM II	1.468	1.410	(3.97)
TITAN IV	214.058	226.788	5.95
TRI-TAC(TROPO)	1.391	1.388	(0.22)

Footnotes:

1/ Used to determine Nunn-McCurdy breaches.

2/ Reflects RDT&E costs only, therefore, no unit cost is computed.

OPR: SAF/FMCC, Lt Col L D Munz/Mr R T Lietza, Ext 70734.



**TABLE C-31**  
**CURRENT PROGRAM ACQUISITION UNIT COST (CPAUC)**  
**THEN-YEAR DOLLARS (MILLIONS)**

	BASELINE AO 31 DEC 88	BASELINE AO 31 DEC 89	% CHANGE
ACM	3.861	3.861	0.0
AMRAAM	0.897	0.897	0.0
ATARS (TARS)	-	-	-
ATARS (UARS)	-	-	-
ATF 1/	-	-	-
B-1B	-	-	-
C-17A	357.975	357.400	(0.2)
CIS(MARK XV IFF)	-	-	-
CMU 1/	-	-	-
DMSP	109.200	109.200	0.0
DSCS III	-	-	-
DSP	475.200	475.200	0.0
F-15	39.675	39.675	0.0
F-16	19.321	19.321	0.0
GPS (SATELLITES)	-	-	-
GPS (USER EQUIP)	0.200	0.200	0.0
IR Maverick	0.076	0.076	0.0
IUS	-	-	-
JSTARS(ACFT)	-	-	-
JSTARS (GND)	-	-	-
JTIDS 1/	-	-	-
KC-135R	15.897	15.897	0.0
LANTIRN	2.084	2.084	0.0
OTH-B RADAR	364.600	364.600	0.0
PEACEKEEPER	60.933	60.933	0.0
Rail Garrison	-	-	-
RSIP	-	-	-
SFW	-	-	-
SICBM	-	-	-
SRAM II	-	-	-
TITAN IV	245.520	245.520	0.0
TRI-TAC (TROPO)	-	-	-

Footnote:

1/ Reflects RDT&E costs only, therefore, no unit cost is computed.

OPR: SAF/FMCC, Lt Col L D Munz/Mr R T Lietza, Ext 70734.

**TABLE C-30**  
**SAR PROGRAM ACQUISITION UNIT COST (PAUC)**  
**THEN-YEAR DOLLARS (MILLIONS)**

	BASELINE AO 31 DEC 88	STATUS AO 31 DEC 89	% CHANGE
ACM	4.564	4.687	2.70
AMRAAM	0.477	0.612	28.39
ATARS (TARS) 2/	-	-	-
ATARS (UARS) 2/	-	-	-
ATF 2/	-	-	-
B-1B	274.377	274.447	0.03
C-17A	178.355	199.104	11.63
CIS(MARK XV IFF)2/	-	0.279	-
CMU 2/	-	-	-
DMSP	181.810	177.150	(2.56)
DSCS III	132.960	134.400	1.08
DSP	319.612	332.564	4.05
F-15	29.109	28.061	(3.60)
F-16	17.929	17.686	(1.36)
GPS (SATELLITES)	67.340	66.159	(1.75)
GPS (USER EQUIP)	0.161	0.105	(34.78)
IR MAVERICK	0.136	0.143	5.15
IUS	148.445	152.564	2.77
JSTARS(ACFT)	321.043	331.876	3.37
JSTARS(GND)	11.532	10.982	(4.77)
JTIDS 2/	-	-	-
KC-135R	19.732	19.485	(1.25)
LANTIRN	3.445	3.563	3.43
OTH-B RADAR	198.670	221.156	11.32
PEACEKEEPER	99.966	113.261	13.30
RAIL GARRISON	136.540	142.570	4.42
RSIP	-	19.164	-
SFW/1	0.162	0.196	20.99
SICBM	-	-	-
SRAM II	1.468	1.410	(3.97)
TITAN IV	214.058	226.788	5.95
TRI-TAC(TROPO)	1.391	1.388	(0.22)

Footnotes:

1/ Used to determine Nunn-McCurdy breaches.

2/ Reflects RDT&E costs only, therefore, no unit cost is computed.

OPR: SAF/FMCC, Lt Col L D Munz/Mr R T Lietza, Ext 70734.

**TABLE C-31**  
**CURRENT PROGRAM ACQUISITION UNIT COST (GPAUC)**  
**THEN-YEAR DOLLARS (MILLIONS)**

	BASELINE AO 31 DEC 88	BASELINE AO 31 DEC 89	% CHANGE
ACM	3.861	3.861	0.0
AMRAAM	0.897	0.897	0.0
ATARS (TARS)	-	-	-
ATARS (UARS)	-	-	-
ATF 1/	-	-	-
B-1B	-	-	-
C-17A	357.975	357.400	(0.2)
CIS(MARK XV IFF)	-	-	-
CMU 1/	-	-	-
DMSP	109.200	109.200	0.0
DSCS III	-	-	-
DSP	475.200	475.200	0.0
F-15	39.675	39.675	0.0
F-16	19.321	19.321	0.0
GPS (SATELLITES)	-	-	-
GPS (USER EQUIP)	0.200	0.200	0.0
IR Maverick	0.076	0.076	0.0
IUS	-	-	-
JSTARS(ACFT)	-	-	-
JSTARS (GND)	-	-	-
JTIDS 1/	-	-	-
KC-135R	15.897	15.897	0.0
LANTIRN	2.084	2.084	0.0
OTH-B RADAR	364.600	364.600	0.0
PEACEKEEPER	60.933	60.933	0.0
Rail Garrison	-	-	-
RSIP	-	-	-
SFW	-	-	-
SICBM	-	-	-
SRAM II	-	-	-
TITAN IV	245.520	245.520	0.0
TRI-TAC (TROPO)	-	-	-

Footnote:

1/ Reflects RDT&E costs only, therefore, no unit cost is computed.

OPR: SAF/FMCC, Lt Col L D Munz/Mr R T Lietza, Ext 70734.

**TABLE D-1**  
**AIR FORCE PERSONNEL DISTRIBUTION (000)1/**

	FY 87	FY 88	FY 89	FY 90 2/	FY 91 2/
--	-------	-------	-------	----------	----------

**ACTIVE FORCES 3/**

<b>GRAND TOTAL</b>	872	829	832	807	788
<b>MILITARY TOTAL</b>	607	576	571	545	530
Officers	107	105	104	100	99
Enlisted	495	467	463	440	427
Cadets	4	4	4	4	4
<b>CIVILIAN TOTAL</b>	265	253	261	262	258
Direct Hire	252	241	249	249	246
AFRES Technicians	(9)	(9)	(9)	(10)	(10)
ANG Technicians	(24)	(23)	(24)	(24)	(24)
Indirect Hire	13	12	12	13	12

**AIR RESERVE FORCES 4/**

<b>GRAND TOTAL</b>	263	271	266	262	262
<b>READY RESERVE 5/</b>	239	249	249	245	245
ANG Selected Reserve	115	115	116	116	116
AF Reserve (Sel Res)	80	82	83	85	85
AF Reserve (IRR)	44	52	50	44	44
<b>STANDBY RESERVE</b>	24	22	17	17	17

**REENLISTMENTS**

<b>GRAND TOTAL</b>	68	79	58	63	60
<b>*CAREER* TOTAL</b>	42	52	40	40	40
% of Eligibles	89%	88%	93%	90%	90%
<b>*FIRST-TERM* TOTAL</b>	26	27	18	23	20
% of Eligibles	65%	55%	68%	60%	60%

**Footnotes:**

1/ Totals may not add due to rounding.

2/ Estimated.

3/ Excludes nonchargeable personnel.

4/ Does not include Training/Pay Categories J, K and L.

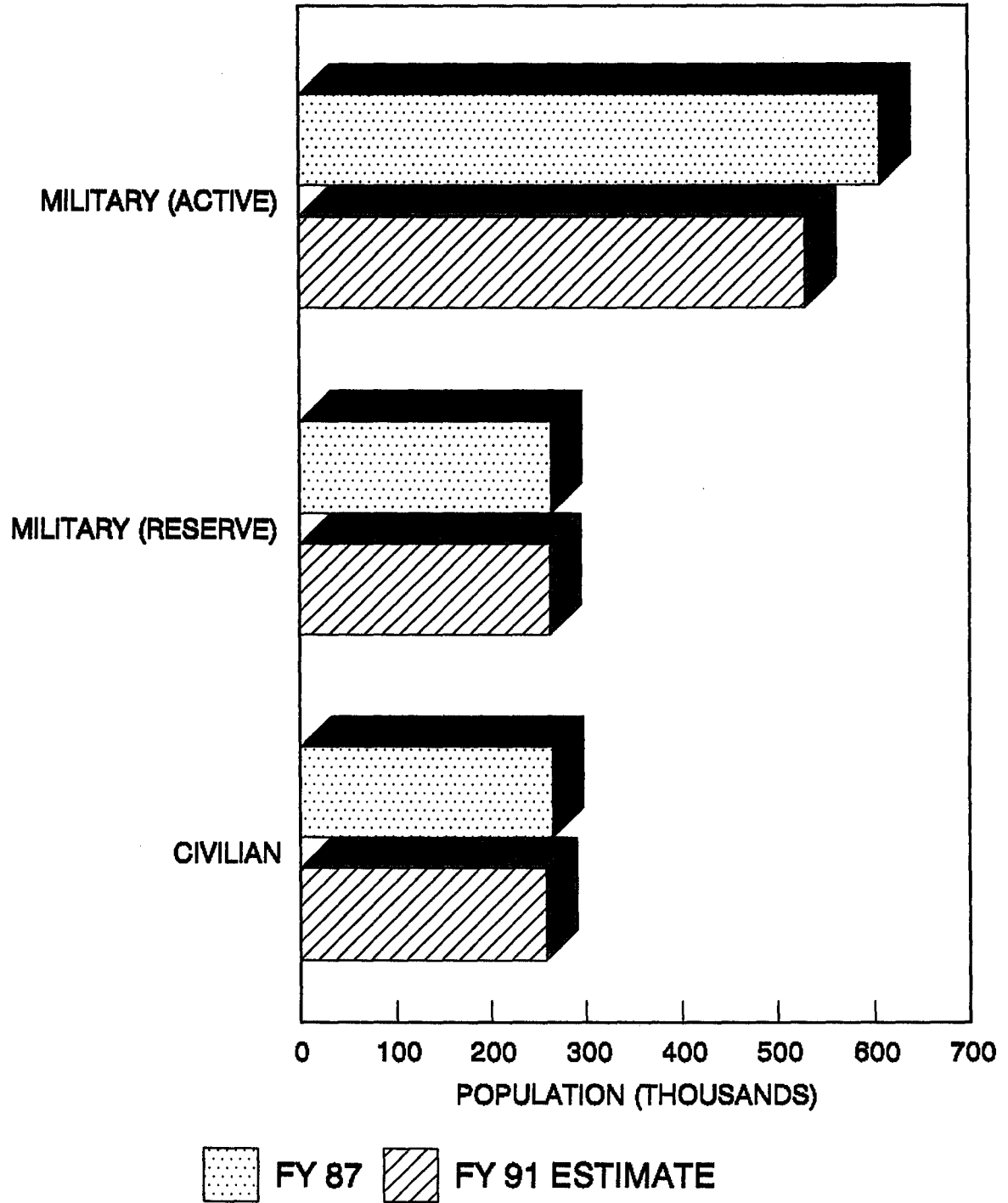
5/ Excludes retired Air Force Reserve.

OPR: (AF MIL) AF/DPPP, Ms J Breeden, Ext 56711; (AFR) AF/REPP, Ms N Massle, Ext 55841;

(ANG) NGB/MPM, Ms M A Guy, Ext 56216; (AFR TECH) AF/REXP, Capt D Harrington, Ext 78004;

(CIV) AF/DPCP, Mr M Cox, Ext 42478.

**FIGURE D-1**  
**MILITARY AND CIVILIAN POPULATION**



DATA SOURCE: TABLE D-1

TABLE D-2

AF PERSONNEL BY MAJOR FORCE PROGRAM  
(THOUSANDS) 1/ 2/

	FY 85	FY 86	FY 87	FY 88	FY 89
<b>GRAND TOTAL</b>	865.1	871.3	871.4	824.7	831.5
Officer	108.2	109.0	107.4	104.2	103.7
Enlisted	488.6	494.6	495.2	462.9	462.8
Cadets	4.5	4.5	4.5	4.5	4.4
Civilian	263.8	263.2	264.3	253.1	260.6
<b>STRATEGIC FORCES (I)</b>	129.1	129.6	129.2	127.2	128.3
Officer	17.7	17.9	17.7	17.3	16.9
Enlisted	95.9	95.9	95.8	95.1	96.0
Civilian	15.5	15.8	15.7	14.8	15.3
<b>GENERAL PURPOSE (II)</b>	215.5	221.1	223.5	221.2	215.3
Officer	22.1	23.0	23.1	22.0	21.3
Enlisted	163.8	167.7	169.6	170.1	165.0
Civilian	29.6	30.4	30.8	29.1	28.9
<b>INTEL/COMM (III)</b>	64.0	68.0	67.4	65.7	66.3
Officer	8.6	10.0	10.2	9.7	9.4
Enlisted	46.6	48.4	47.5	46.5	47.3
Civilian	8.8	9.6	9.7	9.5	9.5
<b>AIRLIFT FORCES (IV)</b>	79.4	78.9	78.3	69.7	72.1
Officer	9.4	9.4	9.4	7.7	7.6
Enlisted	55.4	55.0	55.0	49.6	51.2
Civilian	14.6	14.5	13.9	12.4	13.2
<b>GUARD/RES FORCES (V)</b>	39.0	39.4	40.5	40.1	40.4
Officer	0.4	0.4	0.4	0.3	0.3
Enlisted	1.1	1.0	1.0	0.9	0.9
Civilian	37.5	38.0	39.1	38.9	39.2
<b>R&amp;D (VI)</b>	37.0	36.3	37.3	21.6	22.5
Officer	7.8	7.9	8.1	2.9	2.8
Enlisted	10.1	9.7	9.6	7.9	8.1
Civilian	19.1	18.7	19.6	10.8	11.6
<b>CENT SPLY/MAINT (VII)</b>	116.6	115.2	112.5	122.0	125.9
Officer	4.4	4.3	4.4	9.2	8.9
Enlisted	8.4	8.7	8.8	10.9	10.9
Civilian	103.8	102.2	99.3	101.9	106.2
<b>TNG/MEDICAL (VIII)</b>	160.2	159.9	158.5	139.0	130.3
Officer	30.5	29.2	27.2	28.7	29.0
Enlisted	99.9	101.0	100.7	74.8	71.6
Cadets	4.5	4.5	4.5	4.5	4.4
Civilian	25.3	25.2	26.1	25.0	25.3

**TABLE D-2 (CONT'D)**

**AF PERSONNEL BY MAJOR FORCE PROGRAM  
(THOUSANDS) 1/ 2/**

	FY 85	FY 86	FY 87	FY 88	FY 89
<b>ADMIN/OTHER (IX)</b>	19.1	18.1	19.1	18.1	18.7
Officer	5.9	5.6	5.6	5.1	5.1
Enlisted	5.0	4.8	4.8	4.7	4.8
Civilian	8.2	7.7	8.7	8.3	8.8
<b>SPT OTH NATIONS (X)</b>	5.2	4.8	5.1	6.1	5.2
Officer	1.4	1.3	1.3	1.3	1.3
Enlisted	2.4	2.4	2.4	2.4	2.3
Civilian	1.4	1.1	1.4	2.4	1.6
<b>SPEC OPS FORCES (XI)</b>	-	-	-	-	6.4
Officer	-	-	-	-	1.0
Enlisted	-	-	-	-	4.6
Civilian	-	-	-	-	0.8

Footnote:

1/ Includes both chargeable and non-chargeable personnel.

2/ Totals may not add due to rounding.

OPR: (Military) AF/DPPP: Ms J E Breeden, Ext 56711/Mr B Starry, Ext 78915;  
(Civilian) AF/DPCP, Mr M H Cox, Ext 42478, 4E240.

**TABLE D-3  
AF PERSONNEL BY MAJOR COMMAND (MAJCOM), SEPARATE  
OPERATING AGENCY (SOA) AND DIRECT REPORTING UNIT (DRU) 1/**

	FY 85	FY 86	FY 87	FY 88	FY 89
<b>MAJCOM TOTAL</b>	<b>790,261</b>	<b>793,870</b>	<b>786,353</b>	<b>744,034</b>	<b>745,420</b>
Officers	101,527	101,830	98,658	96,588	95,267
Enlisted	480,153	484,867	483,124	455,121	450,801
Civilians	208,581	207,173	204,571	192,325	199,352
<b>AIR TRAINING CMD</b>	<b>90,040</b>	<b>87,670</b>	<b>83,512</b>	<b>70,770</b>	<b>72,733</b>
Officers	12,502	11,822	11,140	11,052	11,350
Enlisted	62,628	61,832	58,337	47,007	48,561
Civilians	14,910	14,016	14,035	12,711	12,822
<b>AIR UNIVERSITY</b>	<b>8,716</b>	<b>8,075</b>	<b>7,811</b>	<b>7,339</b>	<b>7,185</b>
Officers	4,384	4,252	4,137	4,040	3,887
Enlisted	2,599	2,274	2,073	1,796	1,745
Civilians	1,733	1,549	1,601	1,503	1,553
<b>ALASKAN AIR CMD</b>	<b>8,873</b>	<b>8,925</b>	<b>9,014</b>	<b>8,790</b>	<b>8,690</b>
Officers	807	844	828	823	856
Enlisted	6,716	6,805	6,813	6,689	6,612
Civilians	1,350	1,276	1,373	1,278	1,222
<b>AF COMM CMD</b>	<b>57,682</b>	<b>58,408</b>	<b>58,340</b>	<b>54,730</b>	<b>8,030</b>
Officers	4,352	4,499	4,379	4,137	3,934
Enlisted	45,060	45,187	45,278	42,934	42,563
Civilians	8,270	8,722	8,683	7,659	8030
<b>ELEC SECURITY CMD</b>	<b>13,849</b>	<b>13,763</b>	<b>13,963</b>	<b>13,739</b>	<b>13,646</b>
Officers	1,089	1,153	1,205	1,186	1113
Enlisted	11,694	11,474	11,559	11,337	11,321
Civilians	1,066	1,136	1,199	1,216	1,212
<b>AF LOGISTICS CMD</b>	<b>101,874</b>	<b>102,651</b>	<b>97,929</b>	<b>91,957</b>	<b>96,527</b>
Officers	3,182	3,224	3,136	3,088	3,188
Enlisted	8,486	8,655	8,765	8,593	8,810
Civilians	90,206	90,772	86,028	80,276	84,529
<b>MILITARY AIRLIFT CMD</b>	<b>93,158</b>	<b>93,378</b>	<b>93,820</b>	<b>89,503</b>	<b>90,108</b>
Officers	12,915	12,985	12,749	12,407	12,182
Enlisted	64,275	64,865	65,572	62,844	63,013
Civilians	15,968	15,528	15,499	14,252	14,913
<b>PAC AIR FORCES CMD</b>	<b>38,369</b>	<b>38,630</b>	<b>39,267</b>	<b>38,860</b>	<b>38,092</b>
Officers	3,378	3,456	3,491	3,440	3,343
Enlisted	25,263	25,533	25,670	25,416	25,070
Civilians	9,728	9,641	10,106	10,004	9,679
<b>SPACE CMD</b>	<b>6,217</b>	<b>6,947</b>	<b>7,390</b>	<b>7,922</b>	<b>7,989</b>
Officers	1,699	1,778	1,858	2,030	2,035
Enlisted	3,295	3,902	4,121	4,174	4,157
Civilians	1,223	1,267	1,411	1,718	1,797



TABLE D-3 (CONT'D)

AF PERSONNEL BY MAJOR COMMAND (MAJCOM), SEPARATE  
OPERATING AGENCY (SOA) AND DIRECT REPORTING UNIT (DRU) 1/

	FY 85	FY 86	FY 87	FY 88	FY 89
<b>STRATEGIC AIR CMD</b>	116,438	118,670	121,096	116,805	115,324
Officers	17,358	17,646	17,458	17,347	16,965
Enlisted	86,810	88,984	91,270	87,676	86,061
Civillians	12,270	12,040	12,368	11,782	12,298
<b>AF SYSTEMS CMD</b>	57,913	56,671	53,359	51,197	52,515
Officers	12,802	12,685	10,970	10,458	10,463
Enlisted	16,468	16,068	13,924	13,221	13,283
Civillians	28,643	27,918	28,465	27,518	28,769
<b>TACTICAL AIR CMD</b>	111,734	113,370	113,965	107,868	105,714
Officers	14,336	14,596	14,330	13,767	13,254
Enlisted	85,558	87,403	87,404	82,639	80,879
Civillians	11,840	11,371	12,251	11,462	11,581
<b>US AIR FORCES, EUROPE</b>	74,279	75,349	75,332	72,770	70,453
Officers	7,184	7,244	7,298	7,069	6,876
Enlisted	56,380	56,889	57,302	55,659	53,595
Civillians	10,715	11,216	10,732	10,042	9,982
<b>AF ELEMENTS: OTH &amp; EUROPE</b>	11,119	11,363	11,535	11,784	11,917
Officers	5,539	5,646	5,679	5,744	5,821
Enlisted	4,921	4,996	5,036	5,136	5,131
Civillians	659	721	820	904	965
<b>SOA TOTAL</b>	35,920	35,828	41,681	42,773	42,607
Officers	3,328	3,324	4,883	4,890	4,762
Enlisted	5,428	5,538	7,896	7,588	7,676
Civillians	27,164	26,966	28,902	30,295	30,169
<b>AF ACCT &amp; FIN CTR</b>	2,411	2,431	2,495	2,339	2,459
Officers	61	62	61	58	51
Enlisted	147	157	169	167	147
Civillians	2,203	2,212	2,265	2,114	2,261
<b>AF ACQUISITION LOG CTR</b>	83	-	-	-	-
Officers	26	Deactivated Nov 85			
Enlisted	7				
Civillians	50				
<b>AF AUDIT AGENCY</b>	999	945	966	933	934
Officers	221	208	215	205	190
Enlisted	17	18	18	16	14
Civillians	761	719	733	712	730
<b>AF COMMISSARY SVC</b>	9,412	9,265	9,841	9,835	9,488
Officers	52	42	50	48	49
Enlisted	1,082	1,070	1,078	992	1,023
Civillians	8,278	8,153	8,713	8,795	8,416
<b>AF ENG &amp; SVCS CTR</b>	910	937	945	945	918
Officers	167	159	156	151	143
Enlisted	228	233	233	240	238
Civillians	515	545	556	554	537

TABLE D-3 (CONT'D)

AF PERSONNEL BY MAJOR COMMAND (MAJCOM), SEPARATE  
OPERATING AGENCY (SOA) AND DIRECT REPORTING UNIT (DRU) 1/

	FY 85	FY 86	FY 87	FY 88	FY 89
<b>AF INSPEC/SAFETY CTR</b>	503	453	455	478	465
Officers	287	271	272	281	259
Enlisted	72	67	70	70	83
Civilians	144	115	113	127	123
<b>AF INTELLIGENCE SVC</b>	780	832	872	878	861
Officers	299	327	335	329	314
Enlisted	292	305	319	331	332
Civilians	189	200	218	218	215
<b>AF LEGAL SVCS CTR</b>	578	591	606	598	612
Officers	287	299	303	304	310
Enlisted	145	143	153	152	156
Civilians	146	149	150	142	146
<b>AF MGMT ENG AGENCY</b>	279	286	301	290	279
Officers	82	84	89	78	67
Enlisted	104	112	124	123	119
Civilians	93	90	88	89	93
<b>AF MANPR/PERS CTR</b>	2,606	2,126	2,109	2,031	2,079
Officers	544	539	538	552	528
Enlisted	997	987	975	962	991
Civilians	1,065	600	596	517	554
<b>AF OFF OF MED SPT</b>	151	271	302	236	262
Officers	79	81	94	92	90
Enlisted	12	13	14	15	11
Civilians	60	177	194	129	161
<b>AF OFF SEC POLICE</b>	131	127	134	128	132
Officers	40	35	34	34	35
Enlisted	32	30	37	34	33
Civilians	59	62	63	60	64
<b>AF OFF SPEC INVES</b>	2,289	2,426	2,459	2,442	2,470
Officers	577	590	594	614	621
Enlisted	1,245	1,337	1,350	1,325	1,342
Civilians	467	499	515	503	507
<b>AF OT&amp;E CTR</b>	652	668	698	676	684
Officers	410	433	439	407	400
Enlisted	88	92	94	98	108
Civilians	154	143	165	171	176
<b>AF RESERVE</b>	12,503	12,847	13,291	13,863	13,823
Officers	101	99	103	98	92
Enlisted	229	207	199	198	209
Civilians	12,173	12,541	12,989	13,567	13,522
<b>AIR RES PERS CTR</b>	751	712	723	724	683
Officers	33	32	27	26	26
Enlisted	91	90	96	100	92
Civilians	627	590	600	598	565

TABLE D-3 (CONT'D)

AF PERSONNEL BY MAJOR COMMAND (MAJCOM), SEPARATE  
OPERATING AGENCY (SOA) AND DIRECT REPORTING UNIT (DRU) 1/

	FY 85	FY 86	FY 87	FY 88	FY 89
<b>AF SVC INFO/NEWS CTR</b>	882	911	887	848	824
Officers	62	63	60	54	46
Enlisted	640	677	654	621	604
Civilians	180	171	173	173	174
<b>SAN ANTONIO JMC</b>	-	-	4,597	5,529	5,640
Officers	Activated Jan 87		1,513	1,559	1,541
Enlisted			2,313	2,144	2,174
Civilians			771	1,826	1,925
<b>DRU TOTAL</b>	<b>34,690</b>	<b>37,502</b>	<b>38,878</b>	<b>38,436</b>	<b>39,076</b>
Officers	3,545	3,892	3,797	3,648	3,668
Enlisted	3,022	4,261	4,224	4,247	4,354
Civilians	28,123	29,349	30,857	30,541	31,054
<b>AF ACADEMY 2/</b>	<b>4,261</b>	<b>4,315</b>	<b>4,277</b>	<b>4,275</b>	<b>4,282</b>
Officers	1,169	1,175	1,171	1,181	1,178
Enlisted	1,470	1,510	1,451	1,498	1,526
Civilians	1,622	1,630	1,655	1,596	1,578
<b>AF CTR FOR INTER PROG</b>	<b>87</b>	<b>65</b>	<b>65</b>	<b>68</b>	<b>83</b>
Officers	43	43	41	43	51
Enlisted	-	-	-	-	-
Civilians	24	22	24	25	32
<b>AF CTR FOR STU &amp; ANA</b>	<b>153</b>	<b>147</b>	<b>144</b>	<b>128</b>	<b>140</b>
Officers	99	94	90	82	87
Enlisted	10	12	12	11	12
Civilians	44	41	42	35	41
<b>AF CIVPERS MGMT CTR</b>		<b>696</b>	<b>1,283</b>	<b>1,381</b>	<b>1,469</b>
Officers	See AFMPC	3	3	3	3
Enlisted		1	1	1	1
Civilians		692	1,279	1,377	1,465
<b>AF COMBAT OPER STAFF</b>	<b>244</b>	<b>256</b>	<b>276</b>	<b>281</b>	<b>284</b>
Officers	128	142	137	155	153
Enlisted	96	97	105	105	107
Civilians	20	17	34	21	24
<b>AF COST CENTER</b>	<b>-</b>	<b>-</b>	<b>34</b>	<b>45</b>	<b>49</b>
Officers	Activated Nov 86		15	22	19
Enlisted			1	1	1
Civilians			18	22	29
<b>AF DIST OF WASH</b>	<b>839</b>	<b>2,428</b>	<b>2,428</b>	<b>2,429</b>	<b>2,613</b>
Officers	115	200	191	195	204
Enlisted	254	1,237	1,240	1,273	1,313
Civilians	470	991	997	961	1,096

**TABLE D-3 (CONT'D)**

**AF PERSONNEL BY MAJOR COMMAND (MAJCOM), SEPARATE  
OPERATING AGENCY (SOA) AND DIRECT REPORTING UNIT (DRU) 1/**

	FY 85	FY 86	FY 87	FY 88	FY 89
<b>AF HIST RES CTR</b>	97	101	101	99	93
Officers	9	10	8	7	8
Enlisted	13	12	15	14	13
Civilians	75	79	78	78	72
<b>US SPACOM/NORAD</b>	-	482	602	616	621
Officers	Activated	223	316	313	317
Enlisted	FY 86	173	189	202	192
Civilians		86	97	101	112
<b>AF REVIEW BOARDS OFF</b>	74	81	71	80	77
Officers	11	12	12	13	12
Enlisted	4	4	4	5	5
Civilians	59	65	55	62	60
<b>AF TECH APPL'N CTR</b>	1,315	1,487	1,366	1,317	1,362
Officers	249	241	253	237	237
Enlisted	982	1,017	1,021	991	1,027
Civilians	84	229	92	89	98
<b>ANG SUPPORT CTR</b>	220	245	268	369	491
Officers	7	9	10	12	11
Enlisted	4	7	6	7	6
Civilians	209	229	252	350	474
<b>ANG CIVILIANS</b>	24,312	24,115	25,259	24,884	25,050
Officers	-	-	-	-	-
Enlisted	-	-	-	-	-
Civilians	24,312	24,115	25,259	24,884	25,050
<b>HAF</b>	3,108	3,084	2,704	2,464	2,462
Officers	1,715	1,740	1,550	1,385	1,388
Enlisted	189	191	179	139	151
Civilians	1,204	1,153	975	940	923

Footnotes:

1/ Includes nonchargeables who are active duty personnel (primarily Reservists) paid from other than Appropriation 3500 funds.

2/ Excludes 4.4 thousand cadets.

OPR:

Officers: AF/DPPP, Mr B Starry, Ext 78915, 4E153.

Enlisted: AF/DPPP, Ms J E Breeden, Ext 56711, 4E153.

Civilian: AF/DPCP, Mr M Cox, Ext 42478, 4E240.

TABLE D-4

## PERSONNEL BY STATE AND COUNTRY OF ASSIGNMENT, 1983-1989 1/

	FY 83	FY 84	FY 85	FY 86	FY 87	FY 88	FY 89
<b>I. UNITED STATES</b>							
<b>Alabama</b>	7,204	7,054	7,195	7,099	7,216	6,942	6,890
Military	4,825	4,562	4,606	4,665	4,653	4,515	4,446
Civilian	2,379	2,492	2,589	2,434	2,563	2,427	2,444
<b>Arizona</b>	19,458	17,659	16,645	17,867	17,838	17,642	17,749
Military	16,225	14,426	13,336	14,549	14,257	14,146	14,153
Civilian	3,233	3,233	3,309	3,318	3,581	3,496	3,596
<b>Arkansas</b>	10,139	10,359	10,275	10,202	9,487	8,748	8,723
Military	9,157	9,380	9,303	9,217	8,503	7,855	7,787
Civilian	982	979	972	985	984	893	936
<b>California</b>	81,898	81,787	82,961	83,088	82,092	78,580	77,238
Military	53,788	53,456	53,496	53,590	53,298	51,047	49,154
Civilian	28,110	28,331	29,465	29,498	28,794	27,533	28,084
<b>Colorado</b>	21,034	20,771	21,110	23,672	23,188	21,215	21,520
Military	13,567	13,259	13,395	15,726	15,057	13,432	13,539
Civilian	7,467	7,512	7,715	7,946	8,131	7,783	7,981
<b>Connecticut</b>	268	245	242	227	216	187	199
Military	83	57	60	68	61	51	58
Civilian	185	188	182	159	155	136	141
<b>Delaware</b>	6,176	6,114	6,020	6,062	6,126	5,846	5,927
Military	4,795	4,780	4,664	4,693	4,723	4,490	4,536
Civilian	1,381	1,334	1,356	1,369	1,403	1,356	1,391
<b>District of Columbia</b>	4,180	4,226	4,326	4,519	4,696	4,611	4,785
Military	3,161	3,166	3,224	3,427	3,490	3,474	3,591
Civilian	1,019	1,060	1,102	1,092	1,206	1,137	1,194
<b>Florida</b>	39,858	39,752	40,007	39,946	41,084	40,884	41,675
Military	31,140	31,090	30,896	31,158	31,748	31,642	31,966
Civilian	8,718	8,662	9,111	8,788	9,336	9,242	9,709
<b>Georgia</b>	24,494	24,378	25,115	25,218	22,900	23,165	23,981
Military	8,008	7,794	7,773	7,862	6,130	7,457	7,454
Civilian	16,486	16,584	17,342	17,356	16,770	15,708	16,527
<b>Idaho</b>	4,541	4,426	4,519	4,316	4,472	4,244	4,319
Military	4,052	3,928	3,988	3,846	3,922	3,739	3,832
Civilian	489	498	531	470	550	505	487
<b>Illinois</b>	16,889	16,787	17,379	17,520	17,107	14,936	15,218
Military	12,243	12,273	12,794	12,919	12,425	10,682	10,844
Civilian	4,646	4,514	4,585	4,601	4,682	4,254	4,374
<b>Indiana</b>	3,439	3,391	3,547	3,604	3,650	3,502	3,484
Military	2,669	2,648	2,799	2,851	2,875	2,735	2,684
Civilian	770	743	748	753	775	767	800
<b>Iowa</b>	76	60	63	69	65	58	59
Military	73	57	60	66	62	55	56
Civilian	3	3	3	3	3	3	3

TABLE D-4 (CONT'D)

## PERSONNEL BY STATE AND COUNTRY OF ASSIGNMENT, 1983-1989 1/

	FY 83	FY 84	FY 85	FY 86	FY 87	FY 88	FY 89
<b>I. UNITED STATES (CONT'D)</b>							
<b>Kansas</b>	4,319	4,407	4,226	3,478	3,819	4,063	4,036
Military	3,746	3,775	3,555	2,856	3,229	3,487	3,424
Civilian	573	632	671	622	590	576	612
<b>Kentucky</b>	259	267	263	278	266	9,380	9,380
Military	254	262	258	272	279	245	262
Civilian	5	5	5	6	7	5	5
<b>Louisiana</b>	10,792	10,706	10,868	11,258	11,391	11,435	11,328
Military	8,958	8,841	8,929	9,351	9,467	9,380	9,395
Civilian	1,834	1,865	1,939	1,907	1,924	2,055	1,933
<b>Maine</b>	4,102	4,111	4,130	4,379	4,576	4,239	4,117
Military	3,520	3,555	3,549	3,798	3,996	3,672	3,549
Civilian	582	556	581	581	580	567	568
<b>Maryland</b>	11,553	11,424	11,561	11,513	11,771	11,221	11,588
Military	8,826	8,725	8,851	8,828	8,892	8,574	8,683
Civilian	2,727	2,699	2,710	2,685	2,879	2,647	2,905
<b>Massachusetts</b>	5,936	6,040	6,172	6,227	6,084	6,089	6,362
Military	2,457	2,548	2,496	2,560	2,755	2,630	2,736
Civilian	3,479	3,492	3,676	3,667	3,329	3,459	3,626
<b>Michigan</b>	9,219	9,307	9,221	9,434	9,119	8,752	8,677
Military	7,503	7,609	7,325	7,147	7,394	7,080	6,978
Civilian	1,716	1,698	1,896	2,287	1,725	1,672	1,699
<b>Minnesota</b>	531	499	514	531	499	512	442
Military	141	129	128	128	128	128	111
Civilian	390	370	386	403	371	384	331
<b>Mississippi</b>	16,193	15,729	15,808	15,794	15,305	12,404	13,242
Military	13,247	12,848	12,574	12,931	12,501	9,924	10,643
Civilian	2,946	2,881	3,034	2,863	2,804	2,480	2,599
<b>Missouri</b>	4,355	4,332	4,315	4,208	4,258	4,192	4,325
Military	3,608	3,592	3,500	3,379	3,390	3,322	3,407
Civilian	747	740	815	829	868	870	918
<b>Montana</b>	4,396	4,320	4,315	4,305	4,431	4,663	5,028
Military	3,940	3,886	3,804	3,788	3,871	4,110	4,474
Civilian	456	434	511	517	560	553	554
<b>Nebraska</b>	13,392	13,934	14,091	14,256	14,586	14,181	14,195
Military	11,579	12,166	12,337	12,454	12,743	12,389	12,311
Civilian	1,813	1,768	1,754	1,802	1,843	1,792	1,884
<b>Nevada</b>	11,958	12,381	10,126	12,716	12,754	9,325	10,268
Military	10,877	11,263	8,917	11,628	11,478	8,186	9,083
Civilian	1,081	1,118	1,209	1,088	1,276	1,139	1,185
<b>New Hampshire</b>	4,103	4,191	4,229	4,202	4,249	4,130	3,946
Military	3,559	3,652	3,660	3,667	3,706	3,586	3,417
Civilian	544	539	569	535	543	544	529



TABLE D-4 (CONT'D)

## PERSONNEL BY STATE AND COUNTRY OF ASSIGNMENT, 1983-1989 1/

	FY 83	FY 84	FY 85	FY 86	FY 87	FY 88	FY 89
<b>I. UNITED STATES (CONT'D)</b>							
New Jersey	6,603	6,513	6,257	6,279	6,352	6,079	6,052
Military	5,034	4,978	4,727	4,853	4,856	4,646	4,626
Civilian	1,569	1,535	1,530	1,426	1,496	1,433	1,426
New Mexico	18,528	18,820	18,759	19,087	18,998	17,279	17,344
Military	14,571	14,808	14,717	14,830	14,647	13,172	13,064
Civilian	3,957	4,012	4,042	4,257	4,351	4,107	4,280
New York	13,502	12,931	12,954	12,728	12,560	11,936	11,902
Military	9,389	9,045	9,058	8,843	8,722	8,228	8,188
Civilian	4,113	3,886	3,896	3,885	3,838	3,708	3,714
North Carolina	9,915	10,546	9,980	9,953	10,151	9,810	9,660
Military	8,960	9,572	8,991	8,950	9,121	8,759	8,620
Civilian	955	974	989	1,003	1,030	1,051	1,040
North Dakota	12,361	12,646	12,632	11,985	12,184	11,847	11,866
Military	11,355	11,633	11,501	10,787	11,012	10,695	10,653
Civilian	1,006	1,013	1,131	1,198	1,172	1,152	1,213
Ohio	29,453	32,024	32,542	30,487	30,180	29,072	30,434
Military	9,909	12,454	12,282	9,867	9,915	9,610	9,825
Civilian	19,544	19,570	20,260	20,620	20,265	19,462	20,609
Oklahoma	29,981	30,594	31,925	32,568	31,508	29,257	30,105
Military	11,712	12,191	12,295	12,407	12,477	12,017	11,839
Civilian	18,269	18,403	19,630	20,161	19,031	17,240	18,266
Oregon	194	154	276	368	275	287	342
Military	85	71	66	77	63	58	63
Civilian	109	83	210	291	212	229	279
Pennsylvania	1,064	1,044	1,093	1,164	1,116	1,098	1,077
Military	376	356	374	451	395	374	360
Civilian	688	688	719	713	721	724	717
Rhode Island	55	57	40	50	43	57	53
Military	54	57	39	48	41	56	51
Civilian	1	-	1	2	2	1	2
South Carolina	15,337	15,787	15,914	16,149	16,174	15,698	15,445
Military	13,048	13,473	13,549	13,836	13,837	13,393	13,118
Civilian	2,289	2,314	2,365	2,313	2,337	2,305	2,327
South Dakota	6,817	6,651	6,577	6,568	7,225	7,213	7,541
Military	6,284	6,124	5,965	5,939	6,582	6,567	6,838
Civilian	533	527	612	629	643	646	703
Tennessee	585	558	524	509	498	479	492
Military	358	333	295	289	277	263	264
Civilian	227	225	229	220	221	216	228
Texas	84,505	84,510	87,320	86,696	87,984	83,586	85,909
Military	54,114	53,906	55,227	54,161	55,424	51,970	53,023
Civilian	30,391	30,604	32,093	32,535	32,560	31,616	32,886

TABLE D-4 (CONT'D)

## PERSONNEL BY STATE AND COUNTRY OF ASSIGNMENT, 1983-1989 1/

	FY 83	FY 84	FY 85	FY 86	FY 87	FY 88	FY 89
<b>I. UNITED STATES (CONT'D)</b>							
Utah	19,965	20,167	20,943	20,422	19,368	18,623	18,905
Military	5,483	5,395	5,381	5,093	5,186	4,957	4,872
Civilian	14,482	14,772	15,562	15,329	14,182	13,666	14,033
Vermont	26	30	32	27	30	28	28
Military	25	29	31	26	29	27	27
Civilian	1	1	1	1	1	1	1
Virginia	19,654	19,436	19,446	19,517	18,779	19,050	19,247
Military	15,488	15,290	15,354	15,430	14,610	14,919	15,089
Civilian	4,166	4,146	4,092	4,087	4,169	4,131	4,158
Washington	12,338	12,281	12,292	12,240	12,207	11,791	11,512
Military	10,007	9,966	9,913	9,996	9,908	9,555	9,266
Civilian	2,331	2,315	2,379	2,244	2,299	2,236	2,246
West Virginia	50	48	47	45	38	37	40
Military	48	44	43	42	36	34	37
Civilian	2	4	4	3	2	3	3
Wisconsin	490	459	461	479	442	456	431
Military	129	102	99	94	88	86	81
Civilian	361	357	362	385	354	370	350
Wyoming	4,160	4,217	4,327	4,636	4,762	4,534	4,472
Military	3,689	3,715	3,729	3,983	4,044	3,836	3,756
Civilian	471	502	598	653	718	698	716
ANG Total (CONUS)	21,949	22,160	22,671	22,497	25,511	24,435	24,280
Civilian	21,949	22,160	22,671	22,497	25,511	24,435	24,280
<b>II. SPECIAL LOCATIONS</b>							
Alaska	12,173	12,293	12,434	12,859	12,930	12,494	12,301
Military	10,681	10,766	10,763	11,188	11,180	10,927	10,771
Civilian	1,492	1,527	1,671	1,671	1,750	1,567	1,530
Hawaii	8,660	8,839	8,764	8,329	8,050	7,597	7,389
Military	6,588	6,763	6,699	6,279	6,119	5,826	5,565
Civilian	2,072	2,076	2,065	2,050	1,931	1,771	1,824
<b>III. OVERSEAS 1/</b>							
Australia	271	296	283	284	248	232	275
Military	268	293	281	282	245	230	274
Civilian	3	3	2	2	3	2	1
Belgium	675	1,037	1,824	2,131	2,158	1,631	661
Military	656	979	1,627	1,892	1,928	1,625	611
Civilian	19	58	197	239	230	6	50
Canada	253	125	113	117	125	134	141
Military	249	121	109	113	121	125	131
Civilian	4	4	4	4	4	9	10
Canal Zone(Panama)	2,699	2,852	2,974	3,171	3,365	3,461	3,475
Military	2,043	2,187	2,271	2,520	2,689	2,833	2,858
Civilian	656	665	703	651	696	628	617
Denmark	36	27	28	30	31	29	27
Military	29	22	23	25	26	24	23
Civilian	7	5	5	5	5	5	4



TABLE D-4 (CONT'D)

## PERSONNEL BY STATE AND COUNTRY OF ASSIGNMENT, 1983-1989 1/

	FY 83	FY 84	FY 85	FY 86	FY 87	FY 88	FY 89
<b>III. OVERSEAS (CONT'D)</b>							
<b>Egypt</b>	102	98	107	87	101	83	78
Military	86	84	70	49	67	50	38
Civilian	16	14	37	38	34	33	40
<b>France</b>	20	17	17	18	21	21	21
Military	15	11	11	13	17	19	18
Civilian	5	6	6	5	4	2	3
<b>FRG 2/</b>	47,186	47,900	49,964	48,633	49,712	42,511	48,590
Military	39,244	40,012	41,112	40,325	40,703	40,223	40,031
Civilian	7,942	7,888	8,852	8,308	9,009	2,288	8,559
<b>Greece</b>	3,130	3,251	3,192	3,014	3,020	2,447	2,769
Military	2,574	2,705	2,630	2,491	2,421	2,264	2,214
Civilian	556	546	562	523	599	183	555
<b>Greenland</b>	319	332	303	321	243	206	196
Military	316	329	300	317	240	202	192
Civilian	3	3	3	4	3	4	4
<b>Guam</b>	4,677	4,721	4,838	4,710	4,608	4,259	3,973
Military	4,018	4,046	4,128	4,028	3,938	3,666	3,330
Civilian	659	675	710	682	670	593	643
<b>Iceland</b>	1,175	1,209	1,416	1,427	1,421	1,442	1,425
Military	1,074	1,170	1,310	1,327	1,323	1,345	1,346
Civilian	101	39	106	100	98	97	79
<b>Israel</b>	21	24	32	33	34	34	37
Military	19	19	18	17	18	19	18
Civilian	2	5	14	16	16	15	19
<b>Italy</b>	5,447	6,266	6,668	6,971	7,087	6,885	6,838
Military	4,645	5,403	5,620	5,874	5,906	5,721	5,652
Civilian	802	863	1,048	1,097	1,181	1,164	1,186
<b>Japan</b>	19,648	20,111	21,526	22,120	22,548	17,347	21,385
Military	14,409	14,968	16,171	16,671	17,172	16,528	15,970
Civilian	5,239	5,143	5,355	5,449	5,376	819	5,415
<b>Korea</b>	12,386	12,750	13,064	13,543	13,741	13,774	13,326
Military	10,707	11,058	11,206	11,205	11,512	11,619	11,486
Civilian	1,679	1,692	1,858	2,338	2,229	2,155	1,840
<b>Netherlands</b>	2,025	2,104	2,131	2,190	2,630	2,119	2,153
Military	1,893	1,963	1,962	2,020	2,411	2,023	1,966
Civilian	132	141	169	170	219	96	187
<b>Norway</b>	158	159	155	155	169	164	163
Military	122	124	122	128	127	122	119
Civilian	36	35	33	27	42	42	44
<b>Philippine Islands</b>	11,883	12,038	12,242	12,240	12,633	12,535	11,851
Military	9,102	9,277	9,307	9,424	9,461	9,193	8,659
Civilian	2,781	2,761	2,935	2,816	3,172	3,342	3,192
<b>Portugal</b>	2,192	2,251	2,357	2,365	2,265	2,254	2,268
Military	1,159	1,235	1,268	1,234	1,233	1,217	1,220
Civilian	1,033	1,016	1,089	1,131	1,032	1,037	1,048
<b>Puerto Rico</b>	46	44	41	36	48	55	51
Military	45	44	40	35	39	46	41
Civilian	1	-	1	1	9	9	10

**TABLE D-4 (CONT'D)**

**PERSONNEL BY STATE AND COUNTRY OF ASSIGNMENT, 1983-1989 1/**

**III. OVERSEAS (CONT'D)**

	FY 83	FY 84	FY 85	FY 86	FY 87	FY 88	FY 89
<b>Saudi Arabia</b>	369	264	284	310	304	302	310
<b>Military</b>	317	205	205	209	204	196	183
<b>Civilian</b>	52	59	79	101	100	106	127
<b>Spain</b>	6,292	6,239	6,239	6,332	6,286	5,144	5,970
<b>Military</b>	5,265	5,190	5,165	5,151	5,062	4,836	4,836
<b>Civilian</b>	1,027	1,049	1,074	1,181	1,224	308	1,134
<b>Thailand</b>	36	29	29	33	35	32	34
<b>Military</b>	35	27	28	33	34	32	34
<b>Civilian</b>	1	2	1	-	1	-	-
<b>Turkey</b>	4,403	4,492	4,352	4,385	4,276	4,112	4,083
<b>Military</b>	3,981	4,052	3,860	3,855	3,743	3,624	3,572
<b>Civilian</b>	422	440	492	530	533	488	511
<b>United Kingdom</b>	27,468	28,336	29,191	29,492	26,364	26,695	25,926
<b>Military</b>	25,211	25,971	26,584	26,708	25,024	25,459	24,567
<b>Civilian</b>	2,257	2,365	2,607	2,784	1,340	1,236	1,359
<b>Other Countries 3/</b>	331	468	450	336	350	399	525
<b>Military</b>	319	453	402	292	290	282	433
<b>Civilian</b>	12	15	48	44	60	117	92
<b>TOTALS:</b>							
<b>CONUS 4/</b>	648,294	650,749	656,055	664,626	668,530	633,557	639,095
<b>MILITARY</b>	426,119	427,728	423,913	431,610	435,183	410,144	408,603
<b>CIVILIAN</b>	222,175	223,021	232,142	233,016	233,347	223,413	230,492
<b>SPEC LOCATIONS</b>	20,833	21,132	21,198	21,188	20,980	20,091	19,690
<b>MILITARY</b>	17,269	17,529	17,462	17,467	17,299	16,753	16,336
<b>CIVILIAN</b>	3,564	3,603	3,736	3,721	3,681	3,338	3,354
<b>OVERSEAS 5/</b>	153,248	157,440	163,819	164,484	163,832	148,630	157,014
<b>MILITARY</b>	127,801	131,948	135,829	136,238	135,954	133,846	130,285
<b>CIVILIAN</b>	25,447	25,492	27,990	28,246	27,878	14,784	26,729
<b>TRANSIENT 6/</b>	17,147	16,271	20,717	19,971	15,147	11,240	11,306
<b>GRAND TOTAL 7/</b>	839,522	845,592	861,789	869,669	868,489	813,518	827,105
<b>MILITARY</b>	588,336	593,476	597,921	604,686	603,583	571,983	566,530
<b>CIVILIAN 8/</b>	251,186	252,116	263,868	264,983	264,906	241,535	260,575

**Footnotes:**

1/ Only those countries with more than 20 assigned personnel have been listed separately.

2/ Data for Federal Republic of Germany includes West Berlin.

3/ Includes personnel assigned to all other countries not listed individually.

4/ 466 military unknown included in FY 84 column; 4932 in FY 85 column; 4184 in FY 86 column; 8880 in FY 87 column; 4889 in FY 88 column; 2358 military unknown in FY 89 column.

5/ 423 military unknown included in FY 88 column; 463 military unknown in FY 89 column.

6/ Transients in CONUS and overseas are not included in sections I and III.

7/ Includes nonchargeables, but excludes Air Force Academy cadets.

8/ Civilian data are total on-board, unadjusted.

OPR: AF/DPPP, Ms J E Breeden, Ext 56711 (Mil); AF/DPCP, Mr M H Cox, Ext 42478 (Civ).

TABLE D-5

## PERSONNEL DISTRIBUTION WITHIN MAJOR INSTALLATIONS 1/

	FY 83	FY 84	FY 85	FY 86	FY 87	FY 88	FY 89
<b>Alabama/Gunter AFS</b>	1,989	2,074	2,159	2,191	2,286	2,220	2,149
Officers	340	348	355	351	373	368	291
Enlisted	861	901	893	961	971	985	990
Civilian	788	825	911	879	942	867	868
<b>Alabama/Maxwell AFB</b>	4,513	4,679	5,614	4,621	4,700	4,582	4,545
Officers	1,429	1,433	1,451	1,478	1,470	1,443	1423
Enlisted	1,510	1,598	1,572	1,594	1,620	1,590	1559
Civilian	1,574	1,648	2,591	1,549	1,610	1,549	1563
<b>Alaska/Elson AFB</b>	3,642	3,665	3,784	3,758	3,678	3,720	3,628
Officers	319	331	341	336	326	365	342
Enlisted	3,017	3,018	3,061	3,065	2,996	3,007	2935
Civilian	306	316	382	357	356	348	351
<b>Alaska/Elmendorf AFB</b>	7,049	7,170	7,272	7,600	7,736	7,413	7,151
Officers	781	773	780	836	832	863	870
Enlisted	5,207	5,298	5,259	5,591	5,657	5,464	5230
Civilian	1,061	1,099	1,233	1,173	1,247	1,086	1051
<b>Alaska/Shemya AFS</b>	624	593	593	609	618	651	599
Officers	40	39	40	38	41	42	43
Enlisted	558	531	531	538	543	575	531
Civilian	26	23	22	33	34	34	25
<b>Arizona/Davis-Monthan AFB</b>	7,962	6,824	5,772	6,663	6,798	6,642	6,743
Officers	893	681	569	683	662	679	633
Enlisted	5,726	4,785	3,824	4,621	4,648	4,525	4682
Civilian	1,343	1,358	1,379	1,359	1,488	1,438	1428
<b>Arizona/Luke AFB</b>	6,816	6,264	6,217	6,358	6,595	7,408	6,822
Officers	609	554	594	582	627	693	645
Enlisted	5,205	4,657	4,558	4,752	4,787	4,949	4953
Civilian	1,002	1,053	1,065	1,024	1,181	1,766	1224
<b>Arizona/Williams AFB</b>	4,111	4,032	3,811	3,836	3,753	3,687	3,550
Officers	1,170	1,129	1,148	1,086	1,049	1,106	1103
Enlisted	2,251	2,221	1,977	2,050	2,037	1,934	1750
Civilian	690	682	686	700	667	647	697
<b>Arkansas/Eaker AFB 2/</b>	3,155	3,307	3,204	3,399	3,401	3,300	3,287
Officers	391	400	407	421	426	418	415
Enlisted	2,434	2,582	2,479	2,636	2,642	2,557	2531
Civilian	330	325	318	342	333	325	341
<b>Arkansas/Little Rock AFB</b>	7,063	7,044	6,921	6,781	6,053	5,508	5,404
Officers	1,065	1,064	1,070	1,065	842	755	713
Enlisted	5,351	5,326	5,195	5,074	4,565	4,188	4102
Civilian	647	654	656	642	646	565	589
<b>California/Beale AFB</b>	4,956	4,916	4,689	4,872	4,811	4,548	4,350
Officers	605	579	543	579	554	561	543
Enlisted	3,820	3,808	3,614	3,768	3,772	3,545	3357
Civilian	531	529	532	525	485	442	450

TABLE D-5 (CONT'D)

## PERSONNEL DISTRIBUTION WITHIN MAJOR INSTALLATIONS 1/

	FY 83	FY 84	FY 85	FY 86	FY 87	FY 88	FY 89
<b>California/Castle AFB</b>	5,616	5,627	5,576	5,682	5,728	5,578	4,565
Officers	781	854	887	860	845	849	83
Enlisted	4,401	4,338	4,261	4,413	4,501	4,333	4056
Civilian	434	435	428	409	382	396	426
<b>California/Edwards AFB</b>	5,946	6,369	6,562	6,583	6,934	6,977	7,393
Officers	624	744	789	756	758	760	773
Enlisted	3,206	3,416	3,472	3,499	3,681	3,675	3724
Civilian	2,116	2,209	2,301	2,328	2,495	2,542	2896
<b>California/George AFB</b>	6,526	6,179	6,033	5,811	5,919	6,032	5,611
Officers	667	734	726	697	693	709	624
Enlisted	5,396	4,970	4,790	4,642	4,709	4,767	4520
Civilian	463	475	517	472	517	556	467
<b>California/Los Angeles AFB</b>	3,082	4,254	4,511	4,465	3,397	3,611	3,608
Officers	1,318	1,318	1,386	1,401	1,373	1,511	1497
Enlisted	485	486	503	512	502	505	523
Civilian	1,279	2,450	2,622	2,552	1,522	1,595	1588
<b>California/March AFB</b>	4,751	4,833	4,903	4,961	4,977	4,997	4,846
Officers	712	716	728	736	768	756	685
Enlisted	3,177	3,264	3,234	3,318	3,294	3,262	3172
Civilian	862	853	941	907	915	979	989
<b>California/Mather AFB</b>	6,707	6,210	5,963	5,960	5,683	5,308	4,201
Officers	2,267	1,865	1,696	1,731	1,594	1,489	1398
Enlisted	3,277	3,195	3,049	3,119	2,967	2,777	1801
Civilian	1,163	1,150	1,218	1,110	1,122	1,042	1002
<b>California/McClellan AFB</b>	17,050	17,317	17,948	18,085	16,992	15,832	16,091
Officers	518	530	559	564	505	475	449
Enlisted	3,129	3,029	2,962	3,026	3,070	2,805	2820
Civilian	13,403	13,758	14,427	14,495	13,417	12,552	12822
<b>California/Norton AFB</b>	8,178	8,509	8,395	8,379	8,437	7,978	7,456
Officers	1,215	1,283	1,327	1,336	1,349	1,286	1233
Enlisted	4,334	4,145	4,051	4,181	4,323	4,163	3721
Civilian	2,629	3,081	3,017	2,862	2,765	2,529	2502
<b>California/Travis AFB</b>	10,821	10,108	9,910	10,021	9,996	9,812	9,993
Officers	1,334	1,197	1,189	1,206	1,176	1,210	1228
Enlisted	7,281	6,623	6,394	6,586	6,621	6,486	6562
Civilian	2,206	2,288	2,327	2,229	2,199	2,116	2203
<b>California/Vandenberg AFB</b>	5,696	5,718	5,438	5,499	5,224	4,809	4,824
Officers	952	1,032	972	953	771	742	712
Enlisted	3,246	3,222	3,002	3,034	3,019	2,765	2775
Civilian	1,498	1,464	1,464	1,512	1,434	1,302	1337
<b>Colorado/Lowry AFB</b>	10,518	10,141	10,652	10,672	9,861	8,862	8,600
Officers	562	708	799	563	383	370	400
Enlisted	5,869	5,043	5,314	6,018	5,320	4,599	4217
Civilian	4,087	4,390	4,539	4,091	4,158	3,893	3983

TABLE D-5 (CONT'D)

## PERSONNEL DISTRIBUTION WITHIN MAJOR INSTALLATIONS 1/

	FY 83	FY 84	FY 85	FY 86	FY 87	FY 88	FY 89
Colorado/Peterson AFB	2,397	3,033	3,162	3,447	3,404	4,403	4,962
Officers	218	253	367	567	726	1,164	1,410
Enlisted	1,349	1,347	1,312	1,459	1,554	1,702	1,929
Civilian	830	1,433	1,483	1,421	1,124	1,537	1,623
Colorado/AF Academy	4,553	4,458	4,461	4,564	4,548	4,582	4,557
Officers	1,142	1,135	1,151	1,167	1,165	1,182	1,170
Enlisted	1,616	1,528	1,573	1,609	1,559	1,629	1,639
Civilian	1,795	1,795	1,737	1,788	1,824	1,771	1,748
Delaware/Dover AFB	6,317	6,128	5,938	6,021	6,116	5,858	5,913
Officers	449	404	394	336	394	384	393
Enlisted	4,491	4,394	4,193	4,316	4,319	4,120	4,129
Civilian	1,377	1,330	1,351	1,369	1,403	1,354	1,391
Wash DC/Bolling AFB	2,583	2,582	3,141	3,245	3,175	3,133	3,227
Officers	520	586	625	705	621	624	610
Enlisted	1,360	1,330	1,384	1,489	1,485	1,503	1,563
Civilian	703	666	1,132	1,051	1,069	1,006	1,054
Florida/Eglin AFB	13,308	13,224	13,574	13,651	14,024	13,931	12,966
Officers	1,809	1,827	1,853	1,892	1,864	1,838	1,697
Enlisted	7,829	7,658	7,638	7,771	7,874	7,821	7,261
Civilian	3,670	3,739	4,083	3,988	4,286	4,272	4,008
Florida/Eglin 09 AAF 3/	4,016	4,017	3,348	4,093	5,042	5,001	5,567
Officers	493	490	452	458	623	657	693
Enlisted	3,209	3,216	2,625	3,332	4,047	3,971	4,536
Civilian	314	311	271	303	372	373	338
Florida/Homestead AFB	5,734	3,221	5,513	5,710	5,647	5,154	4,899
Officers	604	341	542	533	519	453	404
Enlisted	4,168	1,917	3,948	4,222	4,069	3,717	3,528
Civilian	962	963	1,023	955	1,059	984	967
Florida/MacDill AFB	6,041	6,188	6,328	5,755	5,637	6,112	6,098
Officers	821	806	834	722	743	771	817
Enlisted	4,322	4,372	4,462	4,231	4,026	4,418	4,317
Civilian	898	1,010	1,032	802	868	923	964
Florida/Patrick AFB	4,461	4,627	4,736	4,491	4,549	4,259	4,226
Officers	521	530	528	522	526	485	455
Enlisted	2,583	2,605	2,696	2,770	2,742	2,500	2,412
Civilian	1,357	1,492	1,512	1,199	1,281	1,274	1,359
Florida/Tyndall AFB	5,247	5,489	5,577	4,255	4,747	5,373	5,384
Officers	779	794	865	756	798	822	770
Enlisted	3,415	3,653	3,628	2,490	2,878	3,523	3,546
Civilian	1,053	1,042	1,084	1,009	1,071	1,028	1,068
George/Dobbins AFB	824	793	830	858	790	730	708
Officers	22	17	14	30	25	15	8
Enlisted	128	114	103	99	88	74	52
Civilian	674	662	713	729	677	641	648

TABLE D-5 (CONT'D)

## PERSONNEL DISTRIBUTION WITHIN MAJOR INSTALLATIONS 1/

	FY 83	FY 84	FY 85	FY 86	FY 87	FY 88	FY 89
Georgia/Moody AFB	3,864	3,957	3,876	1,434	2,002	3,603	3,570
Officers	400	383	407	257	259	328	323
Enlisted	2,981	3,086	2,971	840	1,387	2,811	2773
Civilian	483	488	498	337	356	464	474
Georgia/Robins AFB	19,337	19,014	19,797	19,872	19,497	18,327	19,159
Officers	753	656	660	667	693	704	698
Enlisted	3,456	3,114	3,145	3,268	3,286	3,213	3206
Civilian	15,128	15,244	15,992	15,937	15,518	14,410	15255
Hawaii/Hickam & Wheeler AFBs	8,271	8,342	7,238	7,835	7,496	6,995	6,792
Officers	1,162	1,182	1,041	1,118	1,079	1,040	1004
Enlisted	5,038	5,087	4,106	4,669	4,486	4,305	3982
Civilian	2,071	2,073	2,091	2,048	1,931	1,650	1806
Idaho/Mountain Home AFB	4,575	4,338	4,335	4,221	4,397	4,217	4,246
Officers	450	425	432	424	424	418	433
Enlisted	3,648	3,427	3,384	3,328	3,423	3,297	3330
Civilian	477	486	519	469	550	502	483
Illinois/Chanute AFB	6,691	6,376	6,894	6,812	6,407	5,233	4,910
Officers	382	369	430	363	309	298	266
Enlisted	5,045	4,789	5,240	5,304	4,991	3,947	3671
Civilian	1,264	1,218	1,224	1,145	1,107	988	973
Illinois/Scott AFB	9,822	9,748	9,821	9,933	9,937	9,483	9,643
Officers	2,296	2,281	2,357	2,415	2,304	2,286	2179
Enlisted	4,595	4,593	4,538	4,544	4,523	4,377	4475
Civilian	2,931	2,874	2,926	2,974	3,110	2,820	2989
Indiana/Grissom AFB	3,255	3,233	3,325	3,360	3,412	3,318	3,254
Officers	342	327	346	329	327	345	329
Enlisted	2,158	2,169	2,237	2,289	2,321	2,217	2135
Civilian	755	737	742	742	764	756	790
Kansas/McConnell AFB	4,005	4,015	3,593	2,952	3,353	3,622	3,558
Officers	605	587	496	354	343	381	379
Enlisted	2,956	2,933	2,663	2,194	2,587	2,831	2760
Civilian	444	495	434	404	423	410	419
Louisiana/Barksdale AFB	6,873	6,834	6,907	7,310	7,398	7,474	7,257
Officers	960	942	957	1,008	1,012	1,057	1006
Enlisted	4,822	4,768	4,753	5,122	5,201	5,174	5118
Civilian	1,091	1,124	1,197	1,180	1,185	1,243	1133
Louisiana/England AFB	3,716	3,647	3,613	3,502	3,537	3,591	3,608
Officers	312	300	310	303	310	317	310
Enlisted	2,937	2,801	2,765	2,744	2,775	2,760	2806
Civilian	467	546	538	455	452	514	492
Maine/Loring AFB	4,149	4,013	3,928	4,135	4,285	3,958	3,707
Officers	450	438	422	474	492	475	492
Enlisted	3,136	3,035	2,942	3,131	3,244	2,969	2705
Civilian	563	540	564	530	549	514	510



TABLE D-5 (CONT'D)

## PERSONNEL DISTRIBUTION WITHIN MAJOR INSTALLATIONS 1/

	FY 83	FY 84	FY 85	FY 86	FY 87	FY 88	FY 89
<b>Maryland/Andrews AFB</b>	7,926	8,056	7,938	8,080	8,319	8,013	8,262
Officers	1,416	1,377	1,464	1,510	1,481	1,491	1,451
Enlisted	4,203	4,089	4,038	4,168	4,259	4,172	4,184
Civilian	2,307	2,590	2,436	2,402	2,579	2,350	2,627
<b>Mass/L.G. Hanscom AFB</b>	4,553	4,761	4,865	4,854	4,740	4,599	4,687
Officers	976	1,076	1,139	1,159	1,132	1,129	1,104
Enlisted	978	1,002	964	982	1,025	970	966
Civilian	2,599	2,683	2,762	2,513	2,583	2,500	2,617
<b>Massachusetts/Westover AFB</b>	679	692	690	718	662	892	941
Officers	8	9	8	8	5	8	6
Enlisted	31	25	20	19	17	20	17
Civilian	640	658	662	691	640	864	918
<b>Michigan/K.I. Sawyer AFB</b>	4,416	4,448	4,043	3,967	4,107	3,944	3,956
Officers	506	507	517	507	500	506	517
Enlisted	3,496	3,499	3,095	3,029	3,158	3,010	2,980
Civilian	414	442	431	431	449	428	459
<b>Michigan/Selfridge AFB</b>	1,033	1,020	993	1,027	436	444	452
Officers	17	16	15	16	15	12	11
Enlisted	76	90	72	67	67	71	71
Civilian	940	914	906	944	354	361	370
<b>Michigan/Wurtsmith AFB</b>	3,579	3,597	3,541	3,605	3,787	3,710	3,653
Officers	439	433	418	445	462	479	456
Enlisted	2,763	2,751	2,699	2,779	2,925	2,844	2,811
Civilian	377	413	424	381	400	387	386
<b>Minnesota/Duluth IAP</b>	36	8	39	33	12	11	11
Officers	7	4	5	5	5	4	4
Enlisted	7	4	7	6	6	6	6
Civilian	22	-	27	22	1	1	1
<b>Mississippi/Columbus AFB</b>	3,368	3,498	3,441	3,389	3,273	2,254	2,220
Officers	1,000	1,001	955	920	855	931	921
Enlisted	1,865	1,986	1,935	1,956	1,901	939	908
Civilian	503	511	551	513	517	384	391
<b>Mississippi/Keasler AFB</b>	13,358	12,195	11,475	12,336	11,967	10,504	10,956
Officers	1,120	1,224	1,174	1,112	1,125	1,138	1,156
Enlisted	9,805	8,590	7,816	8,875	8,561	7,276	7,595
Civilian	2,433	2,381	2,485	2,349	2,281	2,090	2,205
<b>Missouri/Richards-Gebaur AFB</b>	347	314	311	328	347	346	356
Officers	3	1	1	2	2	0	0
Enlisted	38	6	5	2	1	1	1
Civilian	306	307	305	324	344	345	355
<b>Missouri/Whiteman AFB</b>	3,671	3,625	3,573	3,488	3,569	3,582	3,683
Officers	479	487	474	497	464	491	466
Enlisted	2,778	2,738	2,623	2,516	2,609	2,594	2,682
Civilian	414	400	476	475	496	497	535

TABLE D-5 (CONT'D)

## PERSONNEL DISTRIBUTION WITHIN MAJOR INSTALLATIONS 1/

	FY 83	FY 84	FY 85	FY 86	FY 87	FY 88	FY 89
<b>Montana/Malmstrom AFB</b>	4,515	4,297	4,158	4,169	4,256	4,510	4,925
Officers	576	579	560	589	559	629	682
Enlisted	3,492	3,289	3,091	3,066	3,148	3,346	3,707
Civilian	447	429	507	514	549	535	536
<b>Nebraska/Offutt AFB</b>	13,658	13,704	13,736	14,011	14,366	14,063	13,945
Officers	3,270	3,269	3,303	3,414	3,530	3,441	3,168
Enlisted	8,607	8,677	8,645	8,810	9,014	8,852	8,915
Civilian	1,781	1,758	1,788	1,787	1,822	1,770	1,862
<b>Nevada/Neills AFB</b>	9,447	9,400	8,999	9,286	9,613	9,168	9,978
Officers	979	996	991	998	987	911	912
Enlisted	7,503	7,366	6,814	7,283	7,434	7,205	7,970
Civilian	965	1,038	1,134	1,005	1,192	1,052	1,096
<b>New Hampshire/Pease AFB</b>	4,077	4,102	4,073	4,058	4,126	4,013	3,825
Officers	444	417	429	429	430	419	377
Enlisted	3,158	3,200	3,132	3,164	3,217	3,142	2,983
Civilian	475	485	512	465	479	452	465
<b>New Jersey/McGuire AFB</b>	6,464	6,358	6,118	6,142	6,203	5,976	5,917
Officers	631	650	646	662	651	620	610
Enlisted	4,299	4,151	3,914	4,070	4,071	3,938	3,896
Civilian	1,534	1,557	1,558	1,410	1,481	1,418	1,411
<b>New Mexico/Cannon AFB</b>	4,386	4,209	4,147	4,186	4,292	4,095	4,044
Officers	386	407	392	396	407	402	380
Enlisted	3,601	3,407	3,342	3,311	3,386	3,255	3,191
Civilian	398	395	413	429	439	438	473
<b>New Mexico/Holloman AFB</b>	7,222	7,271	7,269	7,371	7,103	6,196	5,989
Officers	724	701	736	745	712	680	656
Enlisted	5,449	5,443	5,455	5,520	5,202	4,498	4,219
Civilian	1,049	1,127	1,078	1,106	1,189	1,018	1,114
<b>New Mexico/Kirtland AFB</b>	7,264	7,254	9,117	7,185	7,223	7,016	7,188
Officers	1,329	1,385	1,396	1,376	1,328	1,289	1,253
Enlisted	3,407	3,350	3,078	3,098	3,185	3,088	3,260
Civilian	2,528	2,519	4,643	2,711	2,710	2,639	2,675
<b>New York/Griffiss AFB</b>	7,509	7,615	7,432	6,739	7,027		6,777
Officers	753	786	784	690	719	710	680
Enlisted	3,912	3,945	3,730	3,243	3,517	3,365	3,373
Civilian	2,844	2,884	2,918	2,806	2,791	2,707	2,724
<b>New York/Hancock Fld</b>	788	5	7	24	18	4	5
Officers	87	3	6	-	6	1	2
Enlisted	476	2	1	-	2	3	3
Civilian	225	-	-	24	10	0	0
<b>New York/Niagara Falls IAP</b>	402	390	410	430	403	405	395
Officers	3	1	6	4	3	2	0
Enlisted	16	14	3	3	2	1	0
Civilian	383	375	401	423	398	402	395



TABLE D-5 (CONT'D)

## PERSONNEL DISTRIBUTION WITHIN MAJOR INSTALLATIONS 1/

	FY 83	FY 84	FY 85	FY 86	FY 87	FY 88	FY 89
<b>New York/Plattsburg AFB</b>	4,345	4,311	4,382	4,486	4,540	4,303	4,184
Officers	492	475	488	511	483	482	457
Enlisted	3,416	3,401	3,457	3,524	3,574	3,364	3,257
Civilian	437	435	437	451	483	457	470
<b>North Carolina/Pope AFB</b>	4,271	4,282	4,234	4,398	4,464	4,267	3,942
Officers	564	596	598	604	641	610	496
Enlisted	3,363	3,326	3,286	3,423	3,458	3,368	3,112
Civilian	344	360	350	371	365	309	334
<b>North Carolina/Sey Johnson AFB</b>	5,935	5,766	5,098	4,994	5,185	5,201	5,282
Officers	634	617	566	568	608	588	577
Enlisted	4,814	4,651	4,003	3,899	4,028	3,971	4,096
Civilian	487	498	529	527	549	642	609
<b>North Dakota/Grand Forks AFB</b>	6,003	5,929	5,749	5,642	5,739	5,736	5,703
Officers	804	810	770	776	698	742	743
Enlisted	4,754	4,648	4,451	4,323	4,503	4,469	4,422
Civilian	445	471	528	543	538	525	538
<b>North Dakota/Minot AFB</b>	6,537	6,582	6,457	6,202	6,341	6,131	6,039
Officers	833	858	864	799	844	866	850
Enlisted	5,180	5,200	5,011	4,826	4,876	4,662	4,530
Civilian	524	524	582	577	621	603	659
<b>Ohio/Newark AFS</b>	2,584	2,567	2,671	2,656	2,638	2,427	2,651
Officers	22	17	16	27	26	24	31
Enlisted	17	17	14	14	17	36	52
Civilian	2,545	2,533	2,641	2,615	2,595	2,367	2,568
<b>Ohio/Rickenbacker AFB</b>	566	641	611	593	245	231	235
Officers	-	11	6	6	4	3	3
Enlisted	-	52	24	16	1	3	3
Civilian	566	578	581	571	240	225	229
<b>Ohio/Wright-Patterson AFB</b>	25,233	25,915	26,667	25,920	26,018	25,305	26,420
Officers	5,124	5,105	5,274	5,216	5,250	5,121	5,079
Enlisted	4,083	3,946	3,959	3,977	4,044	3,972	4,183
Civilian	16,026	16,864	17,434	16,727	16,724	16,212	17,158
<b>Oklahoma/Altus AFB</b>	4,299	4,209	4,177	4,277	4,216	4,031	3,971
Officers	440	408	418	447	443	431	424
Enlisted	3,252	3,222	3,143	3,231	3,171	3,083	3,014
Civilian	607	579	616	599	602	517	533
<b>Oklahoma/Tinker AFB</b>	23,626	24,665	26,265	26,820	25,813	23,828	24,578
Officers	1,436	1,416	1,487	1,521	1,539	1,488	1,430
Enlisted	5,246	5,689	5,888	5,866	5,989	5,760	5,559
Civilian	16,944	17,560	18,890	19,433	18,285	16,580	17,589
<b>Oklahoma/Vance AFB</b>	1,386	1,451	1,397	1,316	1,324	1,404	1,422
Officers	855	893	846	787	796	868	908
Enlisted	411	437	428	418	411	416	390
Civilian	120	121	123	111	117	120	124

TABLE D-5 (CONT'D)

## PERSONNEL DISTRIBUTION WITHIN MAJOR INSTALLATIONS 17

	FY 83	FY 84	FY 85	FY 86	FY 87	FY 88	FY 89
<b>S Carolina/Charleston AFB</b>	5,531	5,479	5,406	5,488	5,432	5,305	5,250
Officers	523	487	523	534	538	548	528
Enlisted	3,742	3,636	3,499	3,672	3,658	3,588	3,520
Civilian	1,266	1,356	1,384	1,282	1,236	1,169	1,202
<b>S Carolina/Myrtle Beach AFB</b>	3,911	3,847	3,866	3,848	3,905	3,769	3,741
Officers	351	335	335	331	313	316	305
Enlisted	3,128	3,049	3,051	3,050	3,116	2,977	2,967
Civilian	432	463	480	467	476	476	469
<b>S Carolina/Shaw AFB</b>	6,142	6,444	6,633	6,718	6,691	6,701	6,315
Officers	869	860	940	937	937	941	873
Enlisted	4,723	4,996	5,126	5,240	5,148	5,119	4,806
Civilian	550	588	567	541	606	641	636
<b>S Dakota/Ellsworth AFB</b>	6,684	6,619	6,391	6,541	7,199	7,220	7,453
Officers	917	915	909	840	963	982	1,006
Enlisted	5,239	5,185	4,880	5,073	5,594	5,597	5,750
Civilian	528	519	602	628	642	641	697
<b>Texas/Bergstrom AFB</b>	5,960	5,755	5,655	5,696	5,885	5,556	5,219
Officers	786	770	748	752	770	729	690
Enlisted	4,248	4,055	3,921	4,008	4,078	3,877	3,555
Civilian	926	930	986	936	1,037	950	974
<b>Texas/Brooks AFB</b>	2,508	2,493	2,474	2,646	2,711	2,596	2,784
Officers	425	452	450	501	507	510	515
Enlisted	1,177	1,134	1,074	1,076	1,083	1,025	1,149
Civilian	906	907	950	1,069	1,121	1,061	1,130
<b>Texas/Carswell AFB</b>	5,806	5,948	5,944	5,945	5,966	5,786	5,814
Officers	818	845	853	839	818	776	812
Enlisted	4,066	4,125	4,060	4,197	4,304	4,086	4,105
Civilian	922	978	1,031	909	844	924	897
<b>Texas/Dyess AFB</b>	5,897	5,746	5,793	6,268	6,079	6,005	5,795
Officers	855	805	852	990	901	837	770
Enlisted	4,602	4,502	4,480	4,828	4,742	4,744	4,578
Civilian	440	439	461	450	436	424	447
<b>Texas/Goodfellow AFB</b>	1,632	1,855	1,703	1,979	2,254	2,278	2,270
Officers	86	91	89	118	275	275	293
Enlisted	1,240	1,442	1,279	1,512	1,607	1,650	1,604
Civilian	306	322	335	349	372	353	373
<b>Texas/Kelly AFB</b>	17,701	19,204	18,946	19,441	20,013	17,669	18,823
Officers	372	381	410	403	424	406	384
Enlisted	1,425	1,484	1,516	1,551	1,529	1,543	1,553
Civilian	15,904	17,339	17,020	17,487	18,060	15,720	16,886
<b>Texas/Lackland AFB</b>	19,428	17,191	18,496	14,349	15,558	15,683	16,394
Officers	1,624	1,567	1,602	1,661	1,732	1,754	1,757
Enlisted	15,963	11,188	11,948	10,816	11,903	12,042	12,647
Civilian	1,841	4,436	4,946	1,872	1,923	1,887	1,990

TABLE D-5 (CONT'D)

PERSONNEL DISTRIBUTION WITHIN MAJOR INSTALLATIONS 1/

	FY 83	FY 84	FY 85	FY 86	FY 87	FY 88	FY 89
<b>Texas/Laughlin AFB</b>	3,490	3,402	3,375	3,337	3,310	3,178	2,789
Officers	1,104	998	988	891	895	972	959
Enlisted	1,860	1,884	1,863	1,918	1,883	1,717	897
Civilian	526	520	524	528	532	489	933
<b>Texas/Randolph AFB</b>	7,517	7,534	7,491	7,549	7,796	7,501	7,566
Officers	1,600	1,560	1,562	1,616	1,583	1,586	1,543
Enlisted	3,556	3,537	3,441	3,572	3,678	3,545	3,491
Civilian	2,361	2,437	2,488	2,361	2,535	2,370	2,532
<b>Texas/Reese AFB</b>	3,268	3,255	3,212	3,160	3,169	3,028	3,034
Officers	1,007	957	942	861	866	904	922
Enlisted	1,671	1,702	1,671	1,704	1,723	1,608	1,501
Civilian	590	596	599	595	580	516	611
<b>Texas/Sheppard AFB</b>	8,990	8,039	8,682	8,039	7,156	6,515	6,666
Officers	883	841	860	853	873	857	878
Enlisted	6,578	5,601	6,262	5,882	4,989	4,520	4,636
Civilian	1,529	1,597	1,560	1,304	1,294	1,138	1,152
<b>Utah/Hill AFB</b>	19,779	20,090	20,760	20,017	19,092	18,389	18,531
Officers	689	712	713	696	671	658	643
Enlisted	4,796	4,594	4,491	4,256	4,408	4,254	4,123
Civilian	14,294	14,784	15,556	15,065	14,013	13,477	13,765
<b>Virginia/Ft Lee AFS</b>	17	3	4	2	4	6	7
Officers	5	2	3	1	3	3	2
Enlisted	11	1	1	1	1	3	5
Civilian	1	-	-	-	-	-	-
<b>Virginia/Langley AFB</b>	11,349	11,098	11,190	10,669	10,486	11,204	11,112
Officers	2,148	2,127	2,181	2,178	2,131	2,097	2,060
Enlisted	7,421	7,219	7,004	6,820	6,541	7,208	7,162
Civilian	1,780	1,752	2,005	1,671	1,814	1,899	1,890
<b>Washington/Fairchild AFB</b>	4,820	4,873	4,771	4,854	4,951	4,897	4,932
Officers	593	606	584	586	619	633	621
Enlisted	3,663	3,702	3,605	3,713	3,769	3,727	3,764
Civilian	564	565	582	555	563	537	547
<b>Washington/McChord AFB</b>	6,913	6,817	6,686	6,550	6,444	6,229	5,889
Officers	692	637	642	673	599	581	506
Enlisted	4,807	4,560	4,433	4,493	4,425	4,249	3,974
Civilian	1,414	1,620	1,611	1,384	1,420	1,399	1,409
<b>Wyoming/F. E. Warren AFB</b>	4,218	4,142	4,161	4,536	4,676	4,512	4,411
Officers	585	595	626	658	650	664	625
Enlisted	3,174	3,093	3,003	3,227	3,314	3,159	3,075
Civilian	459	454	532	651	712	689	711

Footnotes:

1/ Excludes nonchargeables.

2/ Blytheville AFB renamed Eaker AFB 26 May 88.

3/ Eglin O9AAF also known as Hurlburt Field AAF.

OPR: (Mil) AF/DPPP, Ms J E Breeden (Ext 56711), Mr B Starry (Ext 78915); (Civ) AF/DPCP, Mr M H Cox, Ext 42478.

**TABLE D-6**  
**MANPOWER BY AIR FORCE SPECIALTY CODE 1/**  
**(THOUSANDS)**

	FY 85	FY 86	FY 87	FY 88	FY 89
<b>GRAND TOTAL</b>	<b>865.4</b>	<b>871.3</b>	<b>871.5</b>	<b>825.1</b>	<b>827.3</b>
<b>TOTAL MILITARY</b>	<b>624.2</b>	<b>630.5</b>	<b>607.1</b>	<b>572.0</b>	<b>566.7</b>
<b>TOTAL CIVILIAN</b>	<b>241.2</b>	<b>240.8</b>	<b>264.4</b>	<b>253.2</b>	<b>260.6</b>
<b>CIVIL ENGINEERING</b>	<b>64.5</b>	<b>63.7</b>	<b>63.8</b>	<b>61.4</b>	<b>63.4</b>
Military	32.2	32.0	32.4	31.0	31.9
Civilian	32.3	31.7	31.4	30.5	31.5
<b>COMPTROLLER</b>	<b>30.4</b>	<b>30.2</b>	<b>29.9</b>	<b>28.2</b>	<b>29.5</b>
Military	14.3	14.0	13.9	13.2	14.1
Civilian	16.1	16.2	16.0	15.0	15.4
<b>DEPOT OPERATIONS</b>	<b>70.2</b>	<b>69.4</b>	<b>68.3</b>	<b>64.6</b>	<b>65.3</b>
Military	3.8	3.7	3.8	3.6	3.7
Civilian	66.4	65.7	64.5	61.1	61.7
<b>GRND COM ELEC O&amp;M</b>	<b>53.9</b>	<b>54.7</b>	<b>53.6</b>	<b>49.6</b>	<b>51.1</b>
Military	47.3	47.9	46.8	43.2	44.8
Civilian	6.6	6.8	6.8	6.4	6.4
<b>INTELLIGENCE</b>	<b>18.7</b>	<b>18.8</b>	<b>19.2</b>	<b>18.6</b>	<b>19.1</b>
Military	15.8	16.2	16.5	16.0	16.4
Civilian	2.9	2.6	2.7	2.6	2.7
<b>MEDICAL</b>	<b>44.2</b>	<b>45.7</b>	<b>47.3</b>	<b>46.1</b>	<b>48.0</b>
Military	36.7	38.2	38.7	37.8	39.5
Civilian	7.5	7.5	8.6	8.2	8.5
<b>OPERATIONS</b>	<b>59.6</b>	<b>59.5</b>	<b>60.8</b>	<b>58.6</b>	<b>60.0</b>
Military	54.5	54.5	55.5	53.4	54.4
Civilian	5.1	5.0	5.3	5.2	5.6
<b>PERSONNEL</b>	<b>29.0</b>	<b>29.1</b>	<b>29.0</b>	<b>27.5</b>	<b>28.3</b>
Military	18.4	18.4	18.1	17.2	17.4
Civilian	10.6	10.7	10.9	10.3	10.9
<b>R&amp;D</b>	<b>25.6</b>	<b>25.6</b>	<b>26.0</b>	<b>24.6</b>	<b>25.1</b>
Military	11.6	11.8	11.9	11.0	11.1
Civilian	14.0	13.8	14.1	13.6	14.0
<b>SECURITY POLICE</b>	<b>39.6</b>	<b>40.0</b>	<b>41.7</b>	<b>40.9</b>	<b>40.5</b>
Military	36.9	37.3	38.8	38.1	37.7
Civilian	2.7	2.7	2.9	2.7	2.8
<b>SUPPLY/SVC/CONTRACT</b>	<b>78.2</b>	<b>79.5</b>	<b>79.2</b>	<b>75.5</b>	<b>77.4</b>
Military	41.8	42.7	42.8	40.9	41.7
Civilian	36.4	36.8	36.4	34.6	35.7
<b>TRAINING</b>	<b>67.7</b>	<b>74.2</b>	<b>66.7</b>	<b>56.4</b>	<b>58.8</b>
Military	63.7	70.2	62.6	52.6	54.8
Civilian	4.0	4.0	4.1	3.8	4.0

**TABLE D-6 (CONT'D)**

**MANPOWER BY AIR FORCE SPECIALTY CODE 1/  
(THOUSANDS)**

	FY 85	FY 86	FY 87	FY 88	FY 89
<b>TRANSPORTATION</b>	28.5	28.9	29.2	27.4	27.9
Military	19.7	20.2	20.4	19.2	19.7
Civilian	8.8	8.7	8.8	8.2	8.2
<b>WEAPON SYS MAINT</b>	153.1	154.8	155.2	145.4	146.8
Military	145.3	147.1	147.6	138.8	139.5
Civilian	7.8	7.7	7.6	6.6	7.2
<b>CMD ADMIN/OTHER</b>	36.4	36.9	36.8	35.6	36.7
Military	26.4	26.9	26.9	25.9	26.7
Civilian	10.0	10.0	9.9	9.8	10.0
<b>TRANSIENTS/PATIENTS</b>	20.7	13.8	17.0	17.2	0.0
Military	20.7	13.8	17.0	17.2	0.0
Civilian	-	-	-	-	0.0
<b>NON-AF ACTIVITIES</b>	14.3	15.1	15.5	14.9	15.7
Military	12.4	13.1	13.4	12.8	13.4
Civilian	1.9	2.0	2.1	2.1	2.2
<b>AIR RESERVE FORCES</b>	30.8	31.4	32.3	32.5	33.7
ANG Technicians	22.7	22.5	23.6	23.4	23.6
AFRES Technicians	8.1	8.9	8.7	9.1	10.1

**Footnotes:**

1/ Totals may not add due to rounding.

2/ DoD-wide support activities provided by the Air Force, such as JCS Joint Task Forces, News Service, Travel, etc.

OPR: OLA/AFMEA/MDS, Ms K F Perry, Ext 71976, 5C480.

**TABLE D-7**

**AF ACTIVE DUTY MILITARY PERSONNEL BY GRADE 1/**

	FY 85	FY 86	FY 87	FY 88	FY 89
<b>GRAND TOTAL 2/ 3/</b>	601,515	608,199	607,035	576,446	570,880
<b>TOTAL OFFICERS 2/ 3/</b>	108,400	109,048	107,398	105,126	103,697
General	13	12	13	13	13
Lieutenant General	37	39	38	37	38
Major General	117	117	115	117	115
Brigadier General	171	171	166	167	167
Colonel	5,569	5,622	5,617	5,509	5,304
Lieutenant Colonel	12,547	12,544	12,519	12,426	12,415
Major	19,955	20,033	19,925	19,615	19,712
Captain	40,879	42,070	42,689	43,046	43,254
1st Lieutenant	14,548	15,002	15,099	14,601	12,755
2nd Lieutenant	14,564	13,438	11,157	9,595	9,924
<b>TOTAL ENLISTED 2/ 3/</b>	488,603	494,666	495,244	466,856	462,831
Chief Master Sergeant	4,891	4,946	4,935	4,858	4,626
Senior Master Sergeant	9,764	9,854	9,884	9,677	9,231
Master Sergeant	37,590	39,210	39,180	38,853	39,218
Technical Sergeant	57,369	59,197	59,451	58,942	57,617
Staff Sergeant	111,060	114,046	114,451	111,799	111,395
Sergeant	116,197	114,954	119,996	116,935	130,893
Airman 1st Class	97,356	91,604	97,028	84,749	67,480
Airman	30,158	38,265	31,803	27,987	26,242
Airman Basic	24,218	22,590	18,516	13,056	16,129
<b>CADETS</b>	4,512	4,485	4,453	4,464	4,352

**Footnotes:**

1/ Includes Regular Air Force, Air Force Reserve and Air National Guard on active duty being paid from Appropriation 3500 funds.

2/ Totals and subtotals may not agree with other personnel tables due to rounding.

3/ Nonchargeables are not included.

OPR: Officers: AF/DPPP, Mr B Starry, Ext 73670.

Enlisted: AF/DPPP, Ms J E Breeden, Ext 56711.

**TABLE D-8**  
**AF MILITARY PERSONNEL BY AGE**

AGE RANGE (YRS)	FY 85	FY 86	FY 87	FY 88	FY 89
<b>OFFICER TOTAL 1/</b>	<b>108,400</b>	<b>109,048</b>	<b>107,338</b>	<b>105,126</b>	<b>103,697</b>
20-24	11,567	10,428	9,102	8,476	8,609
25-29	26,755	27,446	27,441	26,728	26,134
30-34	24,200	24,666	24,410	23,973	23,475
35-39	23,043	22,544	21,140	20,433	20,015
40-44	15,593	16,486	17,620	17,618	17,656
45-49	5,394	5,664	5,757	6,053	6,118
50-54	1,512	1,461	1,527	1,516	1,365
55-59	294	305	291	294	281
60 & OLDER	42	48	50	35	44
<b>ENLISTED TOTAL 1/</b>	<b>488,600</b>	<b>494,666</b>	<b>495,244</b>	<b>466,856</b>	<b>462,833</b>
17-19	38,219	41,154	37,036	30,059	29,081
20-24	189,810	182,443	176,670	156,101	147,053
25-29	113,855	121,441	128,183	126,260	127,895
30-34	69,112	70,390	71,544	72,003	75,818
35-39	55,108	56,456	56,247	56,197	55,854
40-44	18,301	18,572	21,131	21,730	22,801
45-49	3,773	3,844	4,130	4,235	4,083
50-54	376	334	274	243	224
55 & OLDER	46	32	29	28	24
<b>AVERAGE AGE (Rounded to nearest full year).</b>					
OFFICERS	34	34	34	34	34
ENLISTED	26	26	27	27	27

**Footnote:**

1/ Totals and subtotals may not agree with other personnel tables due to rounding.

OPR-AF/DPPP: Officers-Mr B Starry, Ext 78915; Enlisted-Ms J E Breeden, Ext 56711.



TABLE D-9

## AF MILITARY WOMEN BY GRADE 1/

	FY 85	FY 86	FY 87	FY 88	FY 89
<b>GRAND TOTAL</b>	70,061	73,604	75,881	74,448	77,103
<b>TOTAL OFFICERS</b>	11,927	12,377	12,642	12,899	13,403
<b>TOTAL ENLISTED</b>	57,586	60,694	62,666	60,981	63,175
<b>TOTAL CADETS</b>	548	593	573	568	525
<b>OFFICER DETAIL</b>					
General	2	2	2	2	2
Colonel	92	92	108	126	122
Lieutenant Colonel	383	408	466	502	587
Major	1,189	1,334	1,490	1,725	2,016
Captain	5,553	5,702	5,847	5,923	6,106
1st Lieutenant	2,208	2,386	2,546	2,708	2,665
2nd Lieutenant	2,500	2,453	2,183	1,913	1,905
<b>ENLISTED DETAIL</b>					
Chief Master Sergeant	20	22	23	29	36
Senior Master Sergeant	62	86	132	195	232
Master Sergeant	618	945	1,267	1,702	2,098
Technical Sergeant	3,142	3,992	4,680	5,129	5,570
Staff Sergeant	14,709	15,509	15,155	14,543	14,434
Sergeant	16,740	15,742	16,400	17,321	20,336
Airman 1st Class	13,695	13,730	16,136	14,462	12,224
Airman	4,460	6,719	5,399	5,282	5,021
Airman Basic	4,140	3,949	3,474	2,918	3,224
<b>AS A PERCENT OF THE TOTAL POPULATION</b>					
OFFICERS	11.0	11.4	11.8	12.3	12.9
ENLISTED	11.8	12.3	12.7	13.1	13.6
CADETS	12.1	11.9	12.9	12.7	12.1

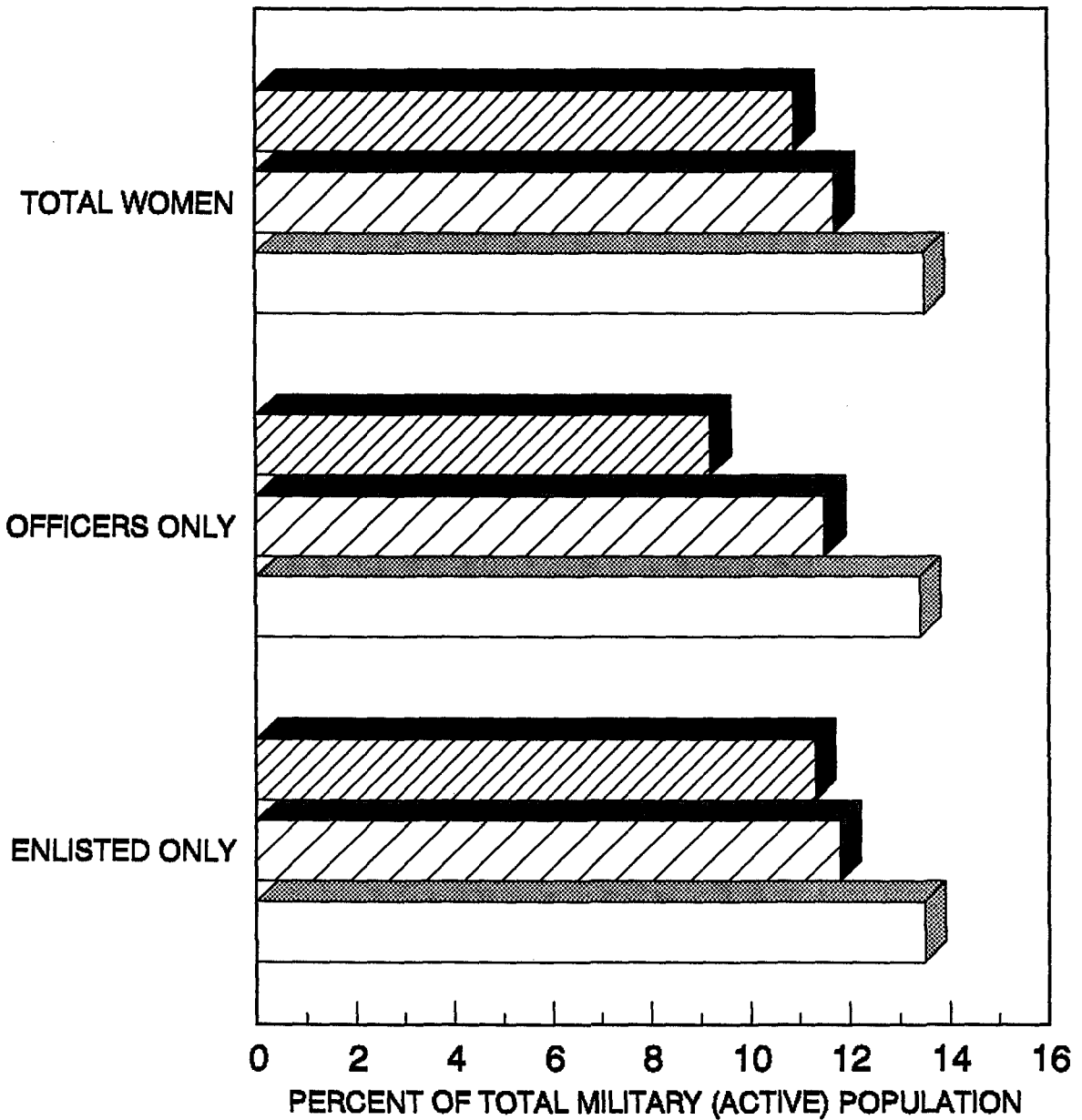
Footnote:

1/ Excludes non-chargeables.

OPR: AF/DPPP-(Officers) Mr B Starry, Ext 73670; (Enlisted) Ms J E Breeden, Ext 56711.



**FIGURE D-2**  
**MILITARY (ACTIVE) FEMALE POPULATION TRENDS**  
 (% OF MILITARY (ACTIVE) POPULATION)



 FY 80    
  FY 85    
  FY 89

DATA SOURCE: AF/DPPP-MS J BREEDEN, EXT 56711 (ENLISTED); MR B STARRY, EXT 73670 (OFFICERS).

TABLE D-10

## AF MILITARY MINORITY (RACIAL) POPULATION BY GRADE

	FY 85	FY 86	FY 87	FY 88	FY 89
<b>GRAND TOTAL</b>	109,447	112,643	113,750	109,594	108,495
<b>BLACK (OFF &amp; ENL)</b>	90,049	91,792	91,904	88,126	86,542
<b>OTHER (OFF &amp; ENL)</b>	19,398	20,851	21,846	21,468	21,953
<b>OFFICER DETAIL</b>					
<b>TOTAL OFFICERS</b>	7,954	8,042	8,021	8,114	8,356
<b>TOTAL BLACK</b>	5,868	5,859	5,777	5,757	5,759
<b>TOTAL OTHER</b>	2,086	2,183	2,244	2,357	2,597
<b>BREAKOUT BY GRADE</b>					
<b>GENERAL</b>	8	7	5	5	5
Black	6	6	4	4	4
Other	2	1	1	1	1
<b>COLONEL</b>	181	204	207	214	203
Black	116	129	129	124	113
Other	65	75	78	90	90
<b>LT COLONEL</b>	465	443	440	421	462
Black	253	238	245	235	274
Other	212	205	195	186	188
<b>MAJOR</b>	911	983	1,086	1,242	1,431
Black	624	709	814	952	1,117
Other	287	274	272	290	314
<b>CAPTAIN</b>	3,771	3,996	4,107	4,087	4,040
Black	2,993	3,165	3,205	3,146	3,000
Other	778	831	902	941	1,040
<b>1st LIEUTENANT</b>	1,424	1,309	1,228	1,205	1,130
Black	1,078	940	827	755	702
Other	346	369	401	450	428
<b>2nd LIEUTENANT</b>	1,194	1,100	948	940	1,085
Black	798	672	553	541	549
Other	396	428	395	399	536

TABLE D-10 (Cont'd)

## AF MILITARY MINORITY (RACIAL) POPULATION BY GRADE

	FY 85	FY 86	FY 87	FY 88	FY 89
<b>ENLISTED DETAIL</b>					
<b>TOTAL ENLISTED</b>	101,493	104,601	105,729	101,480	100,139
<b>BLACK</b>	84,181	85,933	86,127	82,369	80,783
<b>OTHER</b>	17,312	18,668	19,602	19,111	19,356
<b>BREAKOUT BY GRADE</b>					
<b>CHIEF MASTER SERGEANT</b>	611	648	700	727	694
Black	542	578	633	662	631
Other	69	70	67	65	63
<b>SENIOR MASTER SERGEANT</b>	1,581	1,561	1,542	1,565	1,546
Black	1,445	1,420	1,393	1,402	1,378
Other	136	141	149	163	168
<b>MASTER SERGEANT</b>	6,613	7,147	7,409	7,917	8,446
Black	5,899	6,337	6,706	6,927	7,359
Other	714	810	703	990	1,087
<b>TECHNICAL SERGEANT</b>	12,048	12,772	12,743	12,839	12,723
Black	10,493	11,093	10,980	10,973	10,772
Other	1,555	1,679	1,763	1,866	1,951
<b>STAFF SERGEANT</b>	24,524	25,425	25,608	25,684	25,557
Black	20,683	21,284	21,350	21,382	21,133
Other	3,841	4,141	4,258	4,302	4,424
<b>SERGEANT</b>	26,658	25,942	27,350	27,918	31,204
Black	22,266	21,375	22,119	22,266	24,598
Other	4,392	4,567	5,231	5,652	6,606
<b>AIRMAN 1st CLASS</b>	19,126	18,943	21,197	17,894	12,934
Black	14,901	14,474	16,141	13,498	9,623
Other	4,225	4,469	5,056	4,396	3,311
<b>AIRMAN</b>	5,784	7,976	6,011	4,706	3,306
Black	4,448	6,160	4,528	3,565	3,306
Other	1,336	1,816	1,483	1,141	1,101
<b>AIRMAN BASIC</b>	4,548	4,187	3,169	2,230	645
Black	3,504	3,212	2,277	1,694	1,983
Other	1,044	975	892	536	645

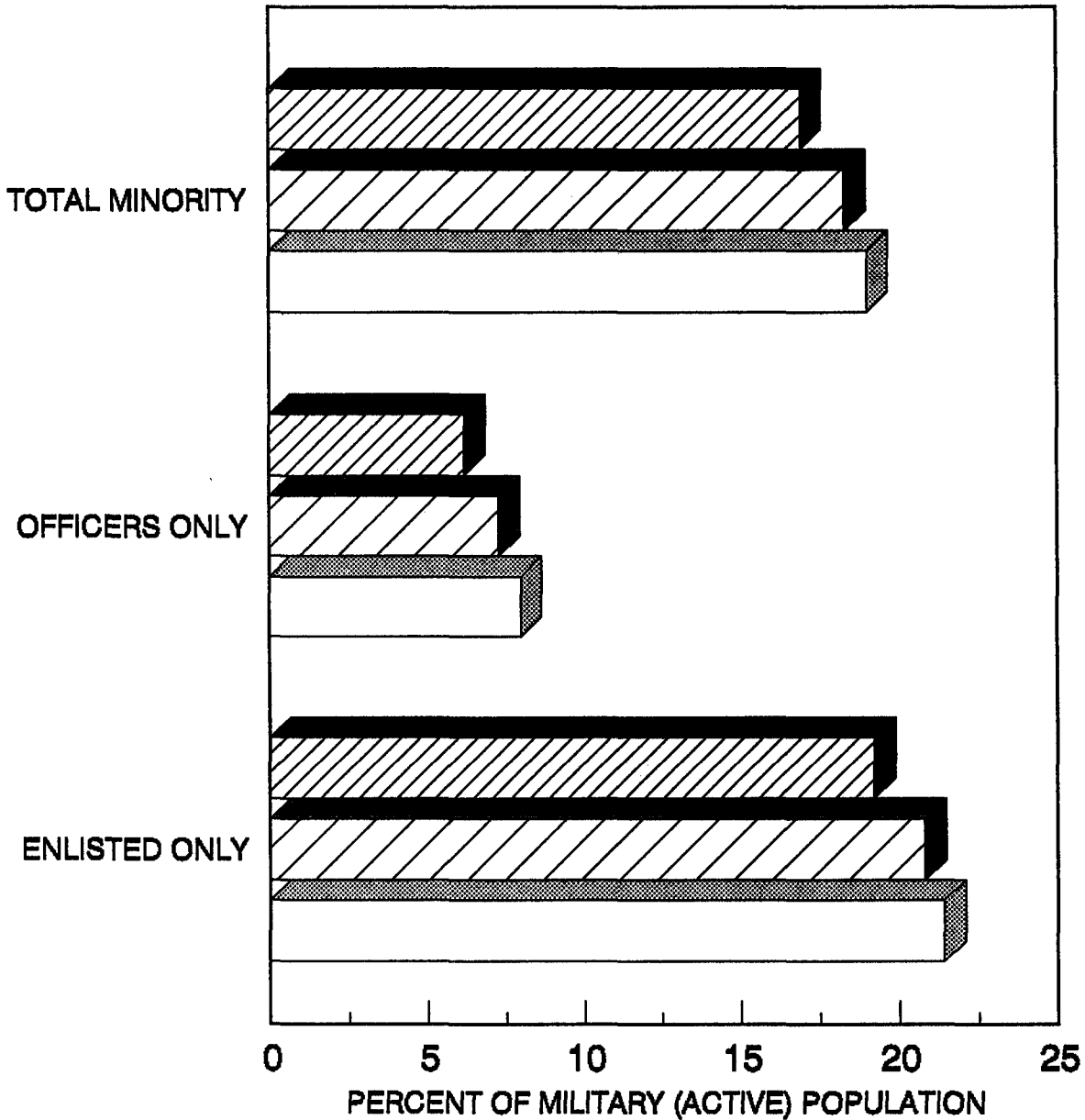
Footnote:

1/ Does not include nonchargeables.

OPR: Officers: AF/MPPP, Mr B Starry, Ext 78915, 4E153.

Enlisted: AF/MPPP, Ms J E Breeden, Ext 56711, 4E153.

**FIGURE D-3**  
**MILITARY (ACTIVE) MINORITY POPULATION TRENDS**  
 (PERCENT OF MILITARY (ACTIVE) POPULATION)



 FY 80    
  FY 85    
  FY 89

DATA SOURCE: AF/DPPP-MS J BREEDEN, EXT 56711 (ENLISTED); MR B STARRY, EXT 73670 (OFFICERS).

**TABLE D-11**  
**AF MILITARY PERSONNEL BY ETHNIC DESCENT**

CATEGORY	FY 87		FY 88		FY 89	
	OFFICER	ENLISTED	OFFICER	ENLISTED	OFFICER	ENLISTED
<b>GRAND TOTAL</b>	<b>107,358</b>	<b>495,299</b>	<b>105,126</b>	<b>466,856</b>	<b>103,697</b>	<b>462,831</b>
<b>TOTAL MEN:</b>	<b>94,716</b>	<b>432,573</b>	<b>92,227</b>	<b>405,875</b>	<b>90,294</b>	<b>399,656</b>
Native Americans	487	3,816	433	3,426	399	3,112
Asian Americans	1,218	7,261	1,204	6,976	1,219	6,963
Hispanic	1,871	16,521	1,832	15,583	1,797	15,292
None 1/	83,059	386,930	81,519	363,688	80,002	359,738
Other 3/	7,452	18,032	6,770	16,168	6,256	14,524
Unknown 2/	629	13	469	34	621	27
<b>TOTAL WOMEN:</b>	<b>12,642</b>	<b>62,666</b>	<b>12,899</b>	<b>60,981</b>	<b>13,403</b>	<b>63,175</b>
Native Americans	61	538	57	516	54	517
Asian Americans	279	966	282	937	295	1,010
Hispanic	303	1,970	306	1,963	308	2,060
None 1/	10,743	57,471	10,968	55,951	11,346	58,030
Other 3/	952	1,721	921	1,614	933	1,558
Unknown 2/	304	-	365	-	467	0

**Footnotes:**

1/ Primarily Caucasian.

2/ Information not provided by personnel queried.

3/ None of the ethnic categories shown on this table.

**OPR:**

Officers: AF/DPPP, Mr B Starry, Ext 789815, 4E153.

Enlisted: AF/DPPP, Ms J E Breeden, Ext 56711, 4E153.

**TABLE D-12**

**OFFICER POPULATION BY EDUCATIONAL LEVEL**

	FY 87	FY 88	FY 89
High School	11	8	3
Some College 1/	56	63	86
Associate Degree	58	57	49
Registered Nurse 2/	206	140	105
Bachelor's Degree	50,470	47,401	46,750
Bachelor's Degree, plus	5,689	5,694	4,978
Master's Degree	39,208	39,656	39,873
Master's Degree, plus	423	421	401
Doctoral Degree 3/	1,198	1,170	1,135
1-Professional Degree	5,505	5,417	5,867
2-Professional Degrees	1,793	1,947	1,970
3-Professional Degrees	266	320	342
AFIT BA Program	87	54	19
AFIT MA Program	1,465	1,512	1,229
AFIT Doctoral Program	303	307	257
Doctoral Program	105	96	117
Medical Program	333	274	323
Unknown	162	589	193
<b>TOTAL</b>	<b>107,338</b>	<b>105,126</b>	<b>103,697</b>

**Footnotes:**

1/ Includes personnel with a 2-year certificate from a junior college, community college or technical school; as well as personnel with 4 years of college but no degree.

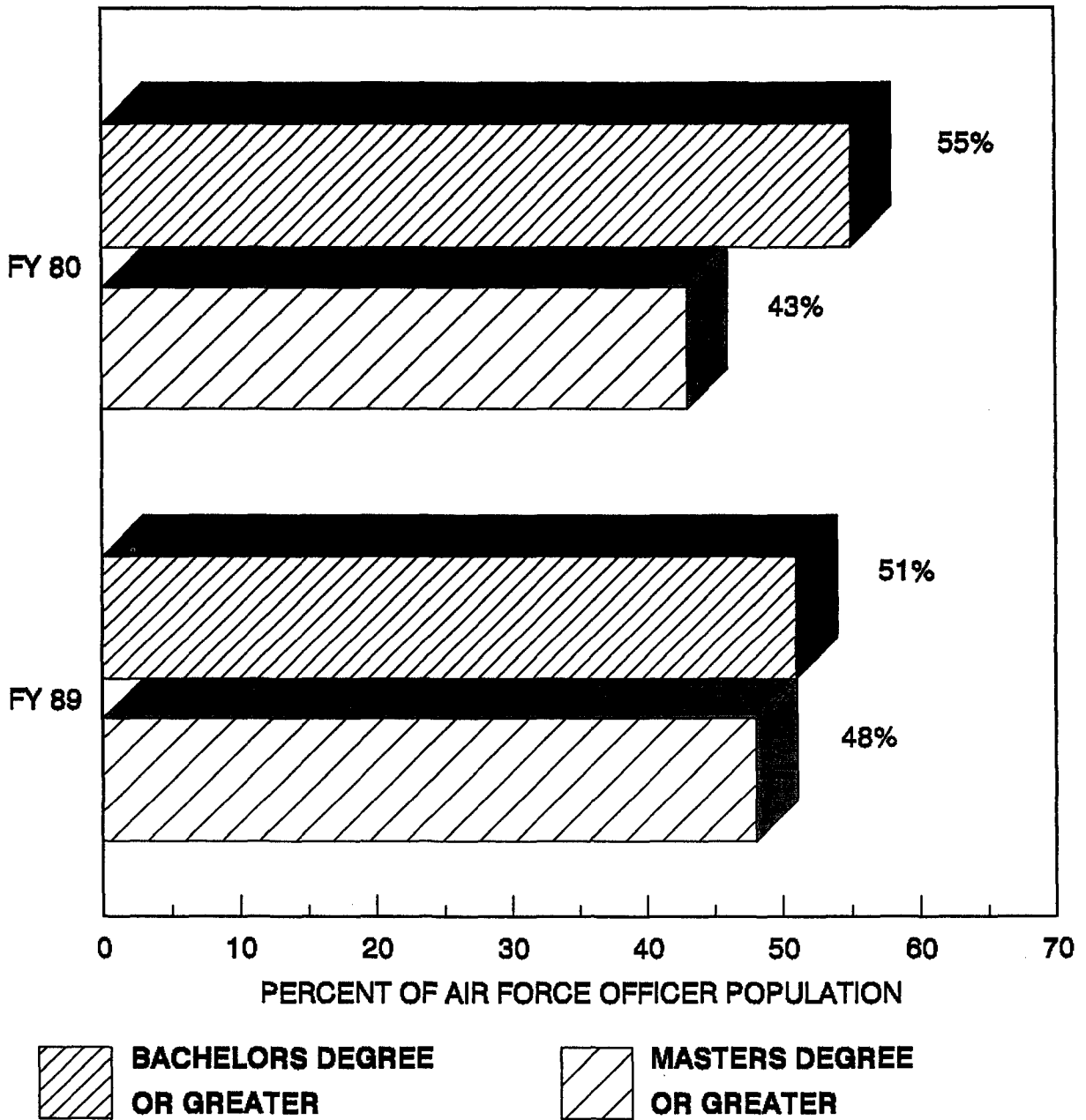
2/ Registered nurses with a an AB degree are counted under the Bachelor's Degree line.

3/ Excludes honorary and professional degrees.

OPR: AF/DPPP, Mr B Starry, Ext 73670, 4E161.

**FIGURE D-4**  
**OFFICER EDUCATIONAL PATTERNS**  
**(PERCENT)**

FISCAL YEAR



DATA SOURCE: TABLE D-12

**TABLE D-13**  
**OFFICER PERSONNEL**  
**BY COMPETITIVE CATEGORY 1/**

	FY 85	FY 86	FY 87	FY 88	FY 89
<b>TOTAL</b>	108,400	109,048	107,338	105,126	103,697
<b>LINE</b>	92,096	92,319	90,584	88,342	86,591
<b>CHAPLAIN</b>	844	841	833	819	825
<b>DENTAL</b>	1,593	1,611	1,575	1,508	1,474
<b>JUDGE ADVOCATE</b>	1,348	1,353	1,338	1,338	1,373
<b>MED PROFESSIONAL 2/</b>	3,888	3,972	4,011	3,981	4,020
<b>NURSE</b>	4,931	5,122	5,194	5,305	5,409
<b>MEDICAL SERVICE 3/</b>	1,383	1,435	1,439	1,446	1,476
<b>BIOMEDICAL 4/</b>	2,317	2,395	2,364	2,387	2,529

**Footnote:**

1/ Excludes nonchargeables who are active duty personnel (primarily Reservists) paid from other than Appropriation 3500.

2/ Includes physicians and surgeons.

3/ Includes health services administrators.

4/ Includes veterinarians, psychologists, etc.

OPR: AF/DPPP, Mr B Starry, Ext 78915, 4E153.



TABLE D-14

**AF OFFICERS BY OCCUPATIONAL FIELD  
PERMANENT PARTY AND PIPELINE 1/**

	FY 85	FY 86	FY 87	FY 88	FY 89
<b>TOTAL -</b>	<b>108,400</b>	<b>109,048</b>	<b>107,338</b>	<b>105,126</b>	<b>103,697</b>
<b>+ PERMANENT PARTY</b>	<b>97,935</b>	<b>98,947</b>	<b>93,665</b>	<b>91,784</b>	<b>90,000</b>
<b>+ PIPELINE</b>	<b>10,465</b>	<b>10,101</b>	<b>13,673</b>	<b>13,342</b>	<b>13,697</b>
<b>ACQ CONT/MFG</b>	<b>1,652</b>	<b>1,573</b>	<b>1,660</b>	<b>1,569</b>	<b>1,557</b>
Pipeline	92	85	111	117	144
Permanent Party	1,560	1,488	1,549	1,452	1,413
<b>ACQ PROGRAM MGMT 2/</b>	<b>2,588</b>	<b>2,510</b>	<b>2,545</b>	<b>2,778</b>	<b>2,737</b>
Pipeline	42	55	125	170	214
Permanent Party	2,546	2,455	2,420	2,608	2,523
<b>ACFT/MUNITIONS MAINT</b>	<b>3,860</b>	<b>3,692</b>	<b>3,882</b>	<b>3,783</b>	<b>3,578</b>
Pipeline	203	157	188	207	191
Permanent Party	3,657	3,535	3,694	3,576	3,387
<b>AIR TRAFFIC CONTROL</b>	<b>440</b>	<b>402</b>	<b>413</b>	<b>384</b>	<b>375</b>
Pipeline	25	29	64	38	37
Permanent Party	415	373	349	346	338
<b>AIR WEAPONS DIR</b>	<b>2,105</b>	<b>2,091</b>	<b>2,211</b>	<b>2,182</b>	<b>2,166</b>
Pipeline	198	189	337	271	292
Permanent Party	1,907	1,902	1,874	1,911	1,874
<b>BAND</b>	<b>31</b>	<b>32</b>	<b>33</b>	<b>31</b>	<b>28</b>
Pipeline	1	1	-	0	1
Permanent Party	30	31	33	31	27
<b>CARTOGRAPHY 3/</b>	<b>108</b>	<b>96</b>	<b>95</b>	<b>96</b>	<b>NA</b>
Pipeline	10	10	42	44	NA
Permanent Party	98	86	53	52	NA
<b>CHAPLAIN</b>	<b>835</b>	<b>875</b>	<b>823</b>	<b>810</b>	<b>814</b>
Pipeline	5	5	17	28	18
Permanent Party	830	870	806	782	796
<b>CIVIL ENG</b>	<b>2,467</b>	<b>2,280</b>	<b>2,214</b>	<b>2,143</b>	<b>2,180</b>
Pipeline	115	137	179	190	156
Permanent Party	2,352	2,143	2,035	1,953	2,024
<b>CDR/DIR SPEC</b>	<b>3,282</b>	<b>25</b>	<b>3,258</b>	<b>3,079</b>	<b>2,871</b>
Pipeline	1	2	321	300	257
Permanent Party	3,281	23	2,937	2,779	2,614
<b>COMM/COMPUTER SYS 4/</b>	<b>7,082</b>	<b>6,535</b>	<b>6,855</b>	<b>6,621</b>	<b>6,499</b>
Pipeline	447	412	826	776	775
Permanent Party	6,635	6,123	6,029	5,845	5,724
<b>DEVELOPMENT ENG</b>	<b>6,401</b>	<b>6,287</b>	<b>5,997</b>	<b>5,751</b>	<b>5,882</b>
Pipeline	488	596	665	694	754
Permanent Party	5,913	5,691	5,332	5,057	5,128
<b>DISASTER PREP</b>	<b>200</b>	<b>196</b>	<b>240</b>	<b>194</b>	<b>167</b>
Pipeline	6	2	6	8	4
Permanent Party	194	194	234	186	163

**TABLE D-13**  
**OFFICER PERSONNEL**  
**BY COMPETITIVE CATEGORY 1/**

	FY 85	FY 86	FY 87	FY 88	FY 89
<b>TOTAL</b>	108,400	109,048	107,338	105,126	103,697
<b>LINE</b>	92,096	92,319	90,584	88,342	86,591
<b>CHAPLAIN</b>	844	841	833	819	825
<b>DENTAL</b>	1,593	1,611	1,575	1,508	1,474
<b>JUDGE ADVOCATE</b>	1,348	1,353	1,338	1,338	1,373
<b>MED PROFESSIONAL 2/</b>	3,888	3,972	4,011	3,981	4,020
<b>NURSE</b>	4,931	5,122	5,194	5,305	5,409
<b>MEDICAL SERVICE 3/</b>	1,383	1,435	1,439	1,446	1,476
<b>BIOMEDICAL 4/</b>	2,317	2,395	2,364	2,387	2,529

**Footnote:**

1/ Excludes nonchargeables who are active duty personnel (primarily Reservists) paid from other than Appropriation 3500.

2/ Includes physicians and surgeons.

3/ Includes health services administrators.

4/ Includes veterinarians, psychologists, etc.

OPR: AF/DPPP, Mr B Starry, Ext 78915, 4E153.

TABLE D-14

**AF OFFICERS BY OCCUPATIONAL FIELD  
PERMANENT PARTY AND PIPELINE 1/**

	FY 85	FY 86	FY 87	FY 88	FY 89
<b>TOTAL =</b>	<b>108,400</b>	<b>109,048</b>	<b>107,338</b>	<b>105,126</b>	<b>103,697</b>
<b>+ PERMANENT PARTY</b>	<b>97,935</b>	<b>98,947</b>	<b>99,665</b>	<b>91,784</b>	<b>90,000</b>
<b>+ PIPELINE</b>	<b>10,465</b>	<b>10,101</b>	<b>13,673</b>	<b>13,342</b>	<b>13,697</b>
<b>ACQ CONT/MFG</b>	<b>1,652</b>	<b>1,573</b>	<b>1,660</b>	<b>1,569</b>	<b>1,557</b>
Pipeline	92	85	111	117	144
Permanent Party	1,560	1,488	1,549	1,452	1,413
<b>ACQ PROGRAM MGMT 2/</b>	<b>2,588</b>	<b>2,510</b>	<b>2,545</b>	<b>2,778</b>	<b>2,737</b>
Pipeline	42	55	125	170	214
Permanent Party	2,546	2,455	2,420	2,608	2,523
<b>ACFT/MUNITIONS MAINT</b>	<b>3,860</b>	<b>3,692</b>	<b>3,882</b>	<b>3,783</b>	<b>3,578</b>
Pipeline	203	157	188	207	191
Permanent Party	3,657	3,535	3,694	3,576	3,387
<b>AIR TRAFFIC CONTROL</b>	<b>440</b>	<b>402</b>	<b>413</b>	<b>384</b>	<b>375</b>
Pipeline	25	29	64	38	37
Permanent Party	415	373	349	346	338
<b>AIR WEAPONS DIR</b>	<b>2,105</b>	<b>2,091</b>	<b>2,211</b>	<b>2,182</b>	<b>2,166</b>
Pipeline	198	189	337	271	292
Permanent Party	1,907	1,902	1,874	1,911	1,874
<b>BAND</b>	<b>31</b>	<b>32</b>	<b>33</b>	<b>31</b>	<b>28</b>
Pipeline	1	1	-	0	1
Permanent Party	30	31	33	31	27
<b>CARTOGRAPHY 3/</b>	<b>108</b>	<b>96</b>	<b>95</b>	<b>96</b>	<b>NA</b>
Pipeline	10	10	42	44	NA
Permanent Party	98	86	53	52	NA
<b>CHAPLAIN</b>	<b>835</b>	<b>875</b>	<b>823</b>	<b>810</b>	<b>814</b>
Pipeline	5	5	17	28	18
Permanent Party	830	870	806	782	796
<b>CIVIL ENG</b>	<b>2,467</b>	<b>2,280</b>	<b>2,214</b>	<b>2,143</b>	<b>2,180</b>
Pipeline	115	137	179	190	156
Permanent Party	2,352	2,143	2,035	1,953	2,024
<b>CDR/DIR SPEC</b>	<b>3,282</b>	<b>25</b>	<b>3,258</b>	<b>3,079</b>	<b>2,871</b>
Pipeline	1	2	321	300	257
Permanent Party	3,281	23	2,937	2,779	2,614
<b>COMM/COMPUTER SYS 4/</b>	<b>7,082</b>	<b>6,535</b>	<b>6,855</b>	<b>6,621</b>	<b>6,499</b>
Pipeline	447	412	826	776	775
Permanent Party	6,635	6,123	6,029	5,845	5,724
<b>DEVELOPMENT ENG</b>	<b>6,401</b>	<b>6,287</b>	<b>5,997</b>	<b>5,751</b>	<b>5,882</b>
Pipeline	488	596	665	694	754
Permanent Party	5,913	5,691	5,332	5,057	5,128
<b>DISASTER PREP</b>	<b>200</b>	<b>196</b>	<b>240</b>	<b>194</b>	<b>167</b>
Pipeline	6	2	6	8	4
Permanent Party	194	194	234	186	163

TABLE D-14 (CONT'D)

AF OFFICERS BY OCCUPATIONAL FIELD  
PERMANENT PARTY AND PIPELINE 1/

	FY 85	FY 86	FY 87	FY 88	FY 89
<b>EDU &amp; TNG</b>	706	674	584	494	441
Pipeline	39	41	57	56	40
Permanent Party	667	633	527	438	401
<b>FINANCIAL 5/</b>	1,307	1,543	1,593	1,488	1,431
Pipeline	49	38	81	78	69
Permanent Party	1,258	1,505	1,452	1,410	1,362
<b>GENERAL OFFICER</b>	583	580	588	598	593
Pipeline	1	-	39	38	45
Permanent Party	582	580	549	560	548
<b>INFORMATION MGMT</b>	2,555	2,457	2,310	2,163	2,065
Pipeline	28	20	151	157	186
Permanent Party	2,527	2,437	2,159	2,006	1,879
<b>INTELLIGENCE</b>	3,236	3,240	3,412	3,329	3,323
Pipeline	378	239	710	671	754
Permanent Party	2,858	3,001	2,702	2,658	2,569
<b>INT POL MIL AFFAIRS</b>	253	219	289	311	312
Pipeline	34	29	82	90	89
Permanent Party	219	190	207	221	223
<b>LEGAL</b>	1,311	1,419	1,319	1,320	1,344
Pipeline	19	19	37	40	41
Permanent Party	1,292	1,400	1,282	1,280	1,303
<b>LEGAL/MED STUDENT</b>	269	284	238	245	255
Pipeline	241	220	234	236	241
Permanent Party	28	14	4	9	14
<b>LOG PLANS/PROGRAMS</b>	1,127	1,126	1,108	1,032	1,001
Pipeline	37	34	131	105	126
Permanent Party	1,090	1,092	977	927	875
<b>MGMT ANALYSIS 5/</b>	252	NA	NA	NA	NA
Pipeline	12	NA	NA	NA	NA
Permanent Party	240	NA	NA	NA	NA
<b>MANPOWER MGMT</b>	573	567	567	597	490
Pipeline	15	10	31	27	39
Permanent Party	558	557	536	510	451
<b>MEDICAL</b>	13,863	16,020	14,350	14,383	14,634
Pipeline	1,460	1,687	1,657	1,803	1,868
Permanent Party	12,403	14,333	12,693	12,580	12,766
<b>MISSILE MAINT</b>	492	468	463	383	342
Pipeline	26	24	21	17	7
Permanent Party	466	444	442	366	335
<b>MISSILE OPERATIONS</b>	3,092	3,007	2,974	2,832	2,697
Pipeline	80	58	217	153	107
Permanent Party	3,012	2,949	2,757	2,679	2,590

TABLE D-14 (CONT'D)

AF OFFICERS BY OCCUPATIONAL FIELD  
PERMANENT PARTY AND PIPELINE 1/

	FY 85	FY 86	FY 87	FY 88	FY 89
NAVIGATOR TRAINEE 6/	632	640	492	518	664
Pipeline	562	575	490	518	663
Permanent Party	70	65	2	0	1
NUC WEA CUSTODIAN 7/	10	10	NA	NA	NA
Pipeline	-	-	NA	NA	NA
Permanent Party	10	10	NA	NA	NA
OPERATIONS MGMT 7/	0	0	878	1,090	1,222
Pipeline	-	-	18	47	43
Permanent Party	-	-	860	1,043	1,179
OTHER	148	69	21	30	43
Pipeline	98	14	5	17	16
Permanent Party	50	55	16	13	27
PATIENTS	32	28	12	23	10
Pipeline	31	26	11	23	10
Permanent Party	1	2	1	0	0
PERSONNEL 8/	1,616	1,933	1,757	1,617	1,464
Pipeline	13	12	60	63	53
Permanent Party	1,603	1,921	1,697	1,554	1,411
PILOT/NAVIGATOR	30,210	30,795	29,637	28,890	28,186
Pipeline	1,816	1,750	2,758	2,036	2,009
Permanent Party	28,394	29,045	26,879	26,854	26,177
PILOT TRAINEES 6/	2,605	2,385	2,080	2,364	2,501
Pipeline	2,393	2,180	2,078	2,360	2,499
Permanent Party	212	185	2	4	2
PROGRAM MGMT 2/	233	74	229	NA	NA
Pipeline	-	-	5	NA	NA
Permanent Party	233	74	224	NA	NA
PUBLIC AFFAIRS	564	526	559	536	508
Pipeline	16	12	32	25	36
Permanent Party	548	514	527	511	472
SCIENTIFIC	1,626	1,571	1,654	1,579	1,510
Pipeline	207	205	317	296	233
Permanent Party	1,419	1,366	1,337	1,283	1,277
SECURITY POLICE	1,098	1,074	1,130	1,099	1,096
Pipeline	22	13	52	47	51
Permanent Party	1,076	1,061	1,078	1,052	1,045
SERVICES	441	428	445	431	428
Pipeline	15	10	20	16	34
Permanent Party	426	418	425	415	394
SOCIAL ACTION OFF 8/	218	207	NA	NA	NA
Pipeline	6	4	NA	NA	NA
Permanent Party	212	203	NA	NA	NA
SPACE OPERATIONS	1,301	1,462	1,584	1,507	1,474
Pipeline	54	51	102	103	112
Permanent Party	1,247	1,411	1,482	1,404	1,362



TABLE D-14 (CONT'D)

AF OFFICERS BY OCCUPATIONAL FIELD  
PERMANENT PARTY AND PIPELINE 1/

	FY 85	FY 86	FY 87	FY 88	FY 89
<b>SPECIAL DUTY</b>	1,710	1,460	1,763	1,767	1,771
Pipeline	82	74	156	163	187
Permanent Party	1,628	1,386	1,607	1,604	1,584
<b>SPEC INVESTIGATIONS</b>	557	532	574	587	599
Pipeline	21	18	21	18	25
Permanent Party	536	514	553	569	574
<b>SUPPLY MGMT</b>	1,355	1,316	1,279	1,169	1,152
Pipeline	47	41	100	89	111
Permanent Party	1,308	1,275	1,179	1,080	1,041
<b>STUDENT OFF AUTHOR</b>	861	818	870	913	930
Pipeline	790	812	862	904	910
Permanent Party	71	6	8	9	20
<b>TRANSPORTATION</b>	1,009	967	978	965	966
Pipeline	40	31	60	65	75
Permanent Party	969	936	918	900	891
<b>VISUAL INFORMATION</b>	116	109	106	103	101
Pipeline	3	3	2	2	0
Permanent Party	113	106	104	101	101
<b>WEATHER</b>	1,399	(999)	1,386	1,342	1,290
Pipeline	197	172	195	176	175
Permanent Party	1,202	(1,171)	1,191	1,166	1,115

Footnotes:

- 1/ Totals may not agree with other personnel tables in this publication due to rounding. Beginning in FY 87, data for pipeline personnel includes all functional categories other than permanent party, e.g., transients, pipeline, etc.
  - 2/ Program Management subsumed within Acquisition Program (FY 88)
  - 3/ Cartography subsumed within Intelligence (FY 89).
  - 4/ Communication Electronics and Computer Technology merged and renamed Information Systems (FY 85). Information Systems designation changed to Communications Computer Systems (FY 87).
  - 5/ Management analyst careerists subsumed into Financial Occupational Field (FY 87).
  - 6/ Undergraduate pilot/navigator trainees: Personnel in permanent party status normally those assigned a one base, but held in TDY status at the training installation.
  - 7/ Nuclear Weapons Custodians combined with Airfield Management and rated command post positions to form the Operations Management Occupational Field (FY 87).
  - 8/ Social Actions subsumed within Personnel (FY 87).
- OPR: AF/DPPP, Mr B Starry, Ext 73670, 4E161.

TABLE D-15

AF ACTIVE DUTY PILOTS & NAVIGATORS  
REQUIREMENTS AND INVENTORY 1/

	FY 86	FY 87	FY 88	FY 89	FY 90 2/	FY 91 2/
<b>REQUIREMENTS</b>						
<b>TOTAL PILOTS</b>	24,173	23,499	22,669	22,304	21,534	21,199
<b>TOTAL NAVIGATORS</b>	9,950	9,642	9,262	9,006	8,539	8,302
<b>FORCE</b>						
<b>Pilots</b>	9,935	9,682	9,480	9,261	8,989	8,910
<b>Navigators</b>	3,686	3,608	3,619	3,460	3,227	3,179
<b>TRAINING</b>						
<b>Pilots</b>	3,954	3,925	3,603	3,610	3,512	3,515
<b>Navigators</b>	958	961	909	848	830	830
<b>SUPERVISORY STAFF</b>						
<b>Pilots</b>	5,735	5,569	5,384	5,431	5,900	5,854
<b>Navigators</b>	3,322	3,248	3,138	3,189	3,494	3,361
<b>ADVANCED STUDENTS</b>						
<b>Pilots</b>	1,637	1,516	1,390	1,414	1,468	1,491
<b>Navigators</b>	677	667	449	411	386	404
<b>RATED SUPPLEMENT</b>						
<b>Pilots</b>	1,992	1,887	1,892	1,743	931	695
<b>Navigators</b>	959	810	823	783	300	226
<b>TRANSIENTS</b>						
<b>Pilots</b>	458	458	458	385	390	390
<b>Navigators</b>	204	204	180	165	174	174
<b>EDUCATION DEVELOPMENT</b>						
<b>Pilots</b>	462	462	462	460	344	344
<b>Navigators</b>	144	144	144	150	128	128
<b>INVENTORY</b>						
<b>TOTAL PILOTS</b>	24,210	23,663	22,895	21,749	20,601	19,533
<b>TOTAL NAVIGATORS</b>	10,342	10,186	9,945	9,743	9,535	9,361

Footnotes:

1/ Excludes generals, colonels and students in undergraduate flying training.

2/ Estimated.

OPR: (Requirements) AF/PRME, Lt Col C Johnson/Capt G J Wilson, Ext 34159, Rm 5C530; (Inventory) AF/DPXXF, Maj R Schavrien, Ext 77005.

Data Source: AFCOPS, Report of Accomplished Actions.

TABLE D-16

AF RATED OFFICERS ON FLYING STATUS, BY GRADE

	FY 84	FY 86	FY 87	FY 88	FY 89
<b>GRAND TOTAL</b>	37,415	37,836	36,861	36,141	35,182
<b>PILOT</b>	26,046	26,444	25,654	25,049	24,257
General	243	237	226	225	228
Colonel	1,902	1,997	1,765	1,688	1,672
Lt Colonel	3,934	4,177	4,264	4,201	4,154
Major	6,041	5,961	5,857	5,473	5,228
Captain	8,965	9,212	9,250	9,443	9,226
Lieutenant	4,961	4,860	4,292	4,019	3,749
<b>NAVIGATOR/OBS</b>	10,869	10,832	10,636	10,546	10,351
General	15	15	15	12	12
Colonel	572	475	435	394	382
Lt Colonel	1,252	1,126	1,227	1,366	1,421
Major	2,490	2,942	2,974	2,864	2,834
Captain	3,933	4,029	4,036	4,163	4,048
Lieutenant	2,607	2,245	1,949	1,747	1,654
<b>FLIGHT SURGEON</b>	500	560	571	546	574
Colonel	123	127	118	138	138
Lt Colonel	86	80	83	81	85
Major	102	124	142	131	144
Captain	189	229	228	196	207

Footnote:

1/ Excludes trainees.

OPR: AF/DPXXF, MAJ R Schavrien, Ext 77005, 5C371.

Data Source: "AFCOPS, Report of Accomplished Actions,"; AF/X00TW Data Base.



TABLE D-17					
AF PILOTS AND NAVIGATORS RECEIVING INCENTIVE PAY 1/					
	FY 84	FY 86	FY 87	FY 88	FY 89
<b>GRAND TOTAL</b>	35,648	35,772	35,422	34,031	32,246
<b>PILOTS</b>	25,146	25,398	25,152	24,044	22,603
Generals & Colonels	1,353	1,314	1,234	1,288	1,196
Lt Colonel & Below	23,793	24,084	23,918	22,756	21,407
<b>NAVIGATORS</b>	10,502	10,374	10,270	9,987	9,643
Generals & Colonels	310	231	195	154	129
Lt Colonel & Below	10,192	10,143	10,075	9,833	9,514

Footnote:

1/ Excludes Trainees.

OPR: AF/DPXXF, Maj R Schavrien, Ext 57585, 5C371.

Data Source: AF/XOOTW Data Base, ACIP-TO2.

TABLE D-18					
AF PILOTS AND NAVIGATORS ACTUALLY FLYING 1/					
	FY 84	FY 86	FY 87	FY 88	FY 89
<b>GRAND TOTAL</b>	25,903	25,353	24,679	25,490	23,536
<b>PILOTS</b>	18,903	18,878	18,316	18,873	17,469
Generals & Colonels	691	692	668	662	641
Lt Colonel & Below	18,212	18,186	17,648	18,211	16,828
<b>NAVIGATORS</b>	7,000	6,475	6,363	6,617	6,067
Generals & Colonels	15	12	14	12	11
Lt Colonel & Below	6,985	6,463	6,349	6,605	6,056

1/ Excludes Trainees.

OPR: AF/DPXXF, Maj R Schavrien, Ext 57585, 5C371.

Data Source: AF/XOOTW Data Base, ACIP-TO2.

TABLE D-19

**AF PILOTS AND NAVIGATORS BY MAJCOM/SOA/DRU  
(INCLUDES TRAINEES)**

	FY 85	FY 86	FY 87	FY 88	FY 89
<b>TOTAL PILOTS =</b>	<b>25,152</b>	<b>24,209</b>	<b>23,754</b>	<b>22,819</b>	<b>21,750</b>
+ PIPELINE PILOTS	1,685	914	433	835	888
+ PERM PARTY PILOTS	23,467	23,295	23,321	21,984	20,862
<b>MAJCOM ONLY</b>	<b>21,626</b>	<b>21,469</b>	<b>21,341</b>	<b>20,298</b>	<b>19,211</b>
Air University 1/	668	637	644	571	411
Alaskan Air Command	172	167	175	156	151
AF Communications Cmd 3/	91	92	102	63	56
AF Logistics Command	177	146	149	145	129
AF Systems Command	815	742	700	675	640
Air Training Command 4/	2,800	2,779	2,751	2,729	2699
Electronic Security Cmd	12	11	10	8	6
Military Airlift Command	5,413	5,376	5,234	5,005	4828
Pacific Air Forces	790	815	866	768	709
Space Command 2/	76	63	47	42	32
Strategic Air Command	4,141	4,248	4,369	4,321	4116
Tactical Air Command	4,971	4,949	4,770	4,423	4045
US Air Forces, Europe	1,500	1,444	1,524	1,392	1389
<b>SOA ONLY</b>	<b>211</b>	<b>208</b>	<b>215</b>	<b>199</b>	<b>173</b>
AF Accounting & Finance Ctr	-	-	-	-	-
AF Audit Agency	1	1	1	2	2
AF Commissary Service	-	-	-	-	-
AF Engineer & Svcs Ctr	5	3	3	3	2
AF Inspection & Safety Ctr	38	32	39	42	37
AF Intelligence Service	11	9	9	7	7
AF Mgmt & Eng Agency	2	1	1	1	-
AF Military Personnel Ctr	70	71	69	60	48
AF Med Svc Ctr 6/	1	1	2	1	-
AF Off of Spec Investigations	-	-	1	2	1
AF Reserve	14	16	15	16	15
AF Svc Info-News Ctr 6/	1	-	-	-	-
AF Test & Eval Ctr 5/	-	-	-	-	-
AF Oper Test & Eval Ctr 5/	67	73	74	64	60
Air Res Personnel Ctr	1	1	1	1	1
<b>DRU ONLY</b>	<b>341</b>	<b>354</b>	<b>365</b>	<b>346</b>	<b>315</b>
AF Combat Operations Staff	39	44	42	38	33
AF Reserve	-	-	-	-	-
US Air Force Academy	259	270	283	264	251

TABLE D-19 (CONT'D)					
AF PILOTS AND NAVIGATORS BY MAJCOM/SOA/DRU (INCLUDES TRAINEES)					
	FY 85	FY 86	FY 87	FY 88	FY 89
<b>DRU (CONT'D)</b>					
AF Technical Appn Ctr	10	14	15	16	13
AF Simpson 1st Res Ctr 6/	1	1	1	-	-
1947th Hqs Spt Gp 6/	-	-	-	-	-
ANG Spt Ctr 6/	1	2	1	2	1
AF District of Washington	31	23	23	26	17
<b>MISCELLANEOUS</b>					
MISCELLANEOUS	1,289	1,264	1,400	1,141	1,163
AF Elements	-	36	46	48	92
HAF	403	394	325	275	267
Other AF Elements	691	647	739	640	618
AF Elements Europe 6/	195	187	290	178	186
Unknown 6/	-	-	-	-	-
<b>TOTAL NAVIGATORS/OBS --</b>					
TOTAL NAVIGATORS/OBS --	10337	10342	10185	9978	9743
+ PIPELINE NAV/OBS	219	346	17	277	253
+ PERM PARTY NAV/OBS	10124	9996	10168	9701	9490
<b>MAJCOM ONLY</b>					
MAJCOM ONLY	9430	9265	9418	8970	8741
Air University 1/	231	232	215	210	209
Alaskan Air Command	21	22	23	25	23
AF Communications Cmd 3/	48	51	56	58	53
AF Logistics Command	113	110	116	119	120
AF Security Service	-	-	-	-	-
AF Systems Command	349	324	356	365	400
Air Training Command 4/	643	599	566	455	475
Electronic Security Cmd	83	83	106	109	110
Military Airlift Command	1484	1462	1490	1410	1384
Pacific Air Forces	259	256	288	270	213
Space Command 2/	38	28	27	33	35
Strategic Air Command	3914	3921	4050	3975	3892
Tactical Air Command	1506	1477	1446	1316	1227
US Air Forces, Europe	741	700	679	625	600
<b>SOA ONLY</b>					
SOA ONLY	107	104	105	105	113
AF Accounting & Finance Ctr	-	-	-	-	-
AF Audit Agency	5	5	4	2	2
AF Commissary Service	-	-	-	-	-
AF Engineer & Svcs Ctr	1	1	-	2	2

**TABLE D-19**  
**AF PILOTS AND NAVIGATORS BY MAJCOM/SOA/DRU**  
**(INCLUDES TRAINEES)**

	FY 85	FY 86	FY 87	FY 88	FY 89
<b>SOA (CONT'D)</b>					
AF Inspection & Safety Ctr	9	9	9	9	9
AF Intelligence Service	8	10	9	9	10
AF Mgmt & Engineering Agen	1	3	3	1	2
AF Military Personnel Ctr	27	22	24	29	30
AF Off of Spec Investigations	3	3	3	5	8
AF Reserve	5	4	6	6	6
AF Svc Info-News Ctr 6/	-	-	-	-	-
AF Test & Eval Ctr 5/	-	-	-	-	-
AF Oper Test & Eval Ctr 5/	48	46	46	41	44
Air Reserve Personnel Ctr	-	1	1	1	-
<b>DRU ONLY</b>					
	113	110	112	112	120
AF Combat Operations Staff	14	16	17	22	26
AF Reserve	-	-	-	-	-
US Air Force Academy	86	82	79	77	80
AF Technical Appn Ctr	8	5	7	6	5
AF Simpson Ist Res Ctr 6/	1	1	1	-	-
1947th Hqs Spt Gp 6/	-	-	-	-	-
ANG Spt Ctr 6/	-	-	-	-	-
AF District of Washington	4	6	8	7	9
<b>MISCELLANEOUS</b>					
	474	517	593	514	516
AF Elements	-	18	21	20	42
HAF	147	158	131	119	124
Other AF Elements	262	274	311	305	281
AF Elements Europe 6/	65	67	69	70	69
Unknown 6/	-	-	1	-	-

Footnotes:

1/ Air University reported to Air Training Command, effective 20 Sep 76; designated a major command 1 Jul 83.

2/ Aerospace Defense Command name and Major Command designation changed to Aerospace Defense Center as a Separate Operating Agency (SOA) effective Jul 80. On 1 Sep 82, the Center began reporting to the newly established Space Command, relinquishing its SOA designation.

3/ On 1 Sep 82, AF Data Automation Agency began reporting to AF Communications Command.

4/ Air Training Command included Air University through Jun 83.

5/ AF Test & Evaluation Center name changed to Operational Test & Evaluation Center in Sep 83.

6/ Data for AF Medical Service Center, AF Service Information-News Center, AF Simpson Historical Research, 1947th HQ Support Group, ANG Support Center and AF Elements Europe not available prior to FY 83.

Data for these elements formerly reported under "Unknown."

OPR: AF/DPXXF, Maj R Schavrien, Ext 77005, 5C371.

Data Source: HQ AFMPC/DPMY, Capt S D Graf, Randolph AFB, TX., Autovon 487-3205.

TABLE D-20

## AF ENLISTED PERSONNEL BY CAREER FIELD

CAREER FIELD	FY 85	FY 86	FY 87	FY 88	FY 89
<b>TOTAL</b>	<b>488,603</b>	<b>494,666</b>	<b>495,244</b>	<b>466,856</b>	<b>462,831</b>
10 1st Sergeant	1,710	1,745	1,716	1,799	1,756
11 Aircrew Operations	8,928	9,255	9,234	8,976	8,853
12 Aircrew Protection	3,192	3,210	3,120	2,791	2,804
20 Intelligence	13,156	13,010	13,015	12,604	12,915
22 Geodetic	116	116	123	112	110
23 Audiovisual	3,014	3,132	3,087	2,830	2,722
24 Safety	1,319	1,379	1,440	1,459	1,388
25 Weather	3,192	3,205	3,204	3,103	3,134
27 Cmd/Cont Sys Oper	16,318	16,648	16,885	15,817	16,287
29 Comm Operations	2,234	-	-	-	-
30 Comm/Elec Sys	28,076	25,579	25,746	23,801	23,266
31 Instrumentation	768	732	654	580	525
32 Precision Measurement	28,494	28,630	20,473	14,462	2,647
34 Training Devices	2,142	1,618	1,180	693	347
36 Wire Comm Sys Maint	4,351	4,435	4,415	4,050	4,181
39 Maint Mgmt Sys	3,200	3,400	3,330	3,118	2,988
40 Intricate Equip Maint	806	799	331	291	290
41 Miss Sys Maint	5,384	5,312	5,631	5,406	5,038
42 Acft Sys Maint	45,049	46,080	46,103	28,824	5,910
43 Aircraft Maint	44,335	46,456	46,144	42,180	1
45 Manned Aero Maint	-	-	10,089	30,313	103,255
46 Mun/Weapons Maint	23,690	23,889	25,729	25,349	25,016
47 Vehicle Maint	5,838	5,973	5,965	5,477	5,550
49 Comm-Computer Systems	14,719	19,944	20,266	19,722	20,386
51 Computer Sys	4	-	-	-	-
54 Mechanical/Elect	10,743	10,951	10,510	9,770	10,033
55 Structural/Pavement	12,999	12,898	12,379	11,423	11,819
56 Sanitation	1,842	1,787	1,749	1,557	1,624
57 Fire Protection	6,090	6,233	6,472	6,147	6,112
59 Marine	106	87	65	50	37
60 Transportation	14,712	15,007	14,668	13,268	13,403
61 Commissary Services	3,072	3,138	3,121	955	1,004
62 Services	4,575	4,680	4,575	6,055	6,283
63 Fuels	7,246	6,898	6,879	6,442	6,599
64 Supply	25,929	26,447	25,545	24,199	23,708
65 Procurement	1,671	1,711	1,744	1,665	1,610
66 Logistics Plans	1,015	1,069	1,162	1,129	1,017
67 Acct/Fin/Aud	5,908	6,084	6,450	5,927	5,583
69 Mgmt Analysis 1/	451	446	-	-	-
70 Administration	29,243	29,367	24,953	23,304	21,471
73 Personnel	11,622	11,677	14,671	14,026	13,849

TABLE D-20 (CONT'D)

## AF ENLISTED PERSONNEL BY CAREER FIELD

CAREER FIELD	FY 85	FY 86	FY 87	FY 88	FY 89
74 Morale/Welfare/Rec	1,907	1,914	1,864	1,601	1,723
75 Education/Tng	3,681	3,868	3,925	3,701	3,538
79 Public Affairs	1,298	1,321	1,319	1,284	1,264
81 Security Police	39,066	39,273	40,063	38,987	37,884
82 Spec Inv/Counterintel	866	927	930	908	933
87 Band	1,101	1,116	1,116	1,120	1,129
88 Paralegal	-	-	-	-	886
89 Chaplain Mgmt	-	-	-	-	684
90 Medical	18,786	19,221	19,062	18,167	18,651
91 Medical	3,814	3,973	3,912	3,729	4,014
92 Medical	2,668	2,662	2,703	2,730	2,827
98 Dental	3,597	3,729	3,676	3,392	3,581
99 Misc(Spec Duty/Patient)	14,557	13,635	13,851	11,563	12,195
Unknown	3	-	-	-	1

## Footnote:

Subsumed within 67-Accounting, Auditing and Finance Career Field (FY 87).

OPR: AF/DPPP, Ms J E Breeden, Ext 56711, 4D153.

**TABLE D-21**

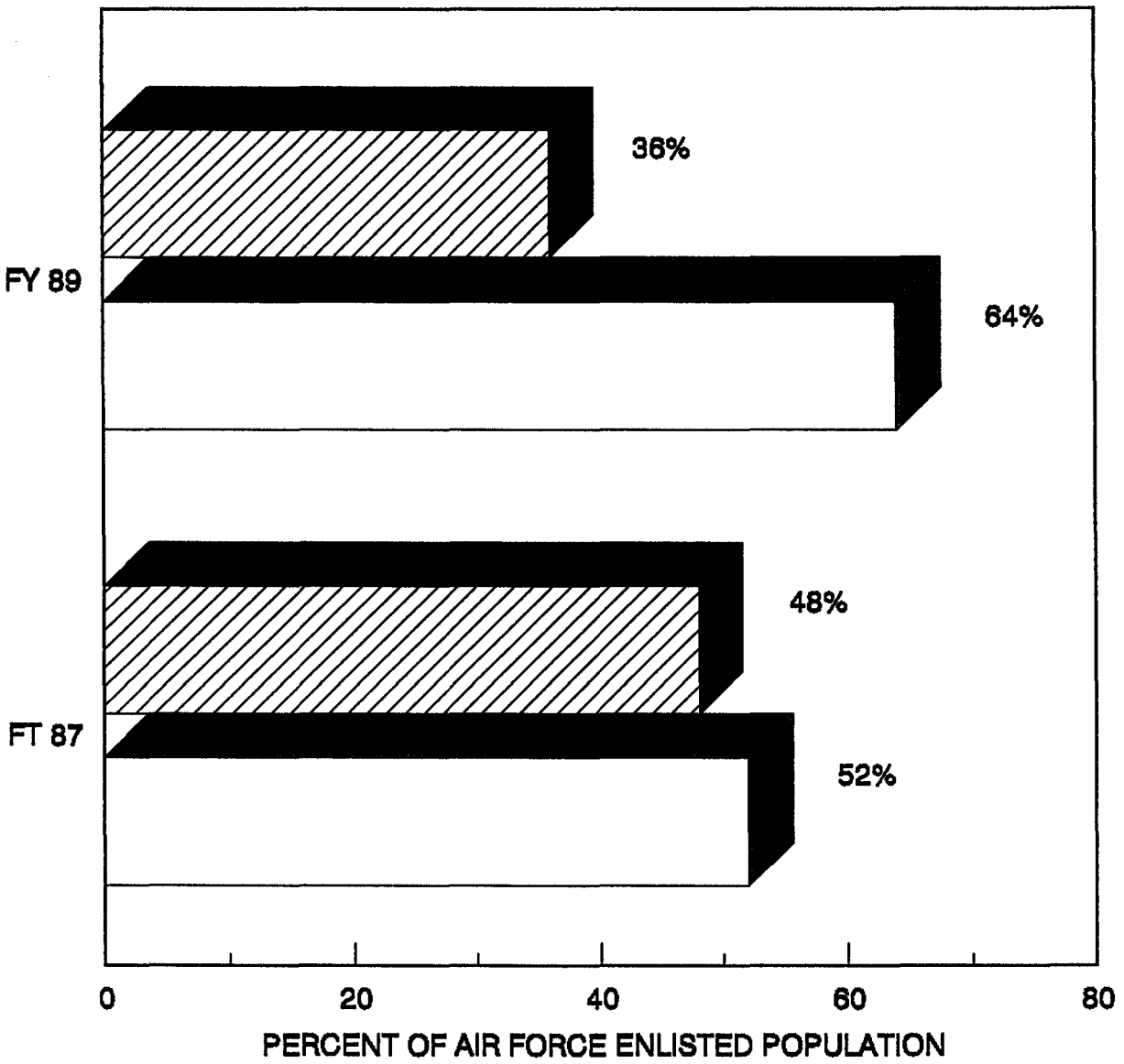
**AF ENLISTED FORCE BY EDUCATIONAL LEVEL**

	FY 87	% OF TOTAL	FY 88	% OF TOTAL	FY 89	% OF TOTAL
ENLISTED POPULATION	495,244	100.00	466,856	100.00	462,831	100
GRADUATED, GRADE SCHOOL	235	0.05	176	0.04	224	0.05
SOME HIGH SCHOOL	199	0.04	139	0.03	130	0.03
GRADUATED, HIGH SCHOOL	237,397	47.94	193,852	41.52	165,294	35.71
SOME COLLEGE	172,187	34.77	184,175	39.45	205,062	44.31
COMPLETED 2 OR MORE YEARS COLLEGE	70,277	14.19	73,119	15.66	76,340	16.49
GRADUATED, COLLEGE	14,949	3.02	15,396	3.30	15,781	3.41

OPR: AF/DPPP, Ms J Breeden, Ext 56711.

**FIGURE D-5  
ENLISTED EDUCATIONAL PATTERNS  
(PERCENT)**

**FISCAL YEAR**



 **HIGH SCHOOL,  
GRADUATE/COURSES**

 **COLLEGE,  
DEGREE/COURSES**

**DATA SOURCE: TABLE D-21**



TABLE D-22

AF NON-PRIOR SERVICE ENLISTED ACCESSIONS  
BY EDUCATION AND GENDER

	FY 85	FY 86	FY 87	FY 88	FY 89
<b>GRAND TOTAL</b>	65,017	64,400	55,000	41,200	43,450
<b>MEN</b>	53,958	52,369	44,688	33,060	34,123
<b>WOMEN</b>	11,059	12,031	10,312	8,140	9,327
<b>DETAIL:</b>					
<b>SOME HS 1/</b>	822	133	102	113	92
Men	741	106	84	94	76
Women	81	27	18	19	16
<b>HS DIPLOMA</b>	53,164	53,688	45,530	34,522	36,254
Men	44,626	44,292	37,388	27,994	28,831
Women	8,538	9,396	8,142	6,528	7,423
<b>SOME COLLEGE</b>	10,072	9,723	8,164	5,907	5,803
Men	7,901	7,371	6,359	4,524	4,292
Women	2,171	2,352	1,805	1,383	1,511
<b>COLLEGE DEGREE(S)</b>	959	856	1,204	658	1,301
Men	690	600	857	448	924
Women	269	256	347	210	377

ACCESSIONS BY EDUCATION AND GENDER AS A PERCENT

<b>DETAIL BY GENDER:</b>					
Men	83.0%	81.3%	81.3%	80.2%	78.5%
Women	17.0%	18.7%	18.7%	19.8%	21.5%
<b>DETAIL BY EDUCATIONAL LEVEL:</b>					
Some HS	1.3%	0.2%	0.2%	0.3%	0.2%
HS Diploma	81.8%	83.4%	82.8%	83.8%	83.4%
Some College	15.5%	15.1%	14.8%	14.3%	13.4%
College Degree(s)	1.5%	1.3%	2.2%	1.6%	3.0%

Footnote:

1/ HS=High School.

OPR: AF/DPPP, Ms J E Breeden, Ext 56711, 4E153.

TABLE D-23

## AIR FORCE RESERVE PERSONNEL

	FY 85	FY 86	FY 87	FY 88	FY 89
<b>OFFICER PERSONNEL</b>					
<b>TOTAL OFFICERS</b>	160,422	158,892	168,536	166,980	165,211
<b>READY RESERVE</b>	24,477	25,772	26,916	27,234	29,543
<b>PAID</b>	15,615	15,976	16,510	16,549	17,088
<b>48 - ANNUAL DRILL</b>	8,549	8,818	9,120	9,257	9,517
A-10	349	356	370	379	374
C-5 (Assoc)	375	386	386	375	375
C-5 (Equipped)	132	158	165	326	334
C-9	48	58	58	60	62
C-123	9	5	-	-	-
C-130	1,616	1,532	1,633	1,534	1,589
AC-130	129	131	140	147	154
WC-130	110	106	33	28	28
C-141 (Associate)	1,370	1,355	1,332	1,318	1,293
C-141 (Equipped)	-	122	130	137	131
F-4	608	599	578	563	315
F-16	102	113	176	185	479
CH-3	25	23	17	23	19
KC-10	113	150	190	212	233
KC-135	304	296	295	294	322
Aerial Port Squadron	250	251	272	269	279
Aeromed Evac Units	1,110	1,149	1,185	1,182	1,250
Aero Rescue & Recovery	175	183	184	185	194
Numbered Air Forces	227	231	241	231	227
CE Sqd (Heavy Repair)	17	15	17	17	16
CE Units	272	349	395	425	438
Combat Log Spt Sqd	36	34	39	40	37
Med Services Sqd	751	765	806	806	803
Mobilization Aug	408	440	467	461	503
Basic Mil Tng Sqd	2	1	1	2	2
Communications Security	11	10	10	10	9
Communications Squadron	-	38	50	47	50
ESC Security Police Sqd	-	-	-	1	1
<b>24-ANNUAL DRILL 1/</b>	<b>6,579</b>	<b>6,724</b>	<b>7,017</b>	<b>6,917</b>	<b>7,177</b>
<b>FULL-TIME PERSONNEL</b>	<b>155</b>	<b>168</b>	<b>177</b>	<b>193</b>	<b>187</b>
<b>ACTIVE DUTY PERSONNEL</b>	<b>332</b>	<b>266</b>	<b>196</b>	<b>182</b>	<b>207</b>

**TABLE D-23 (CONT'D)**

**AIR FORCE RESERVE PERSONNEL**

	FY 85	FY 86	FY 87	FY 88	FY 89
<b>OFFICER PERSONNEL (CONT'D)</b>					
<b>NON-PAID</b>	8,862	9,796	10,406	10,685	12,455
Obligated Reserves	5,236	6,107	6,834	6,730	6,022
Reinforce't Designees	1,962	2,135	1,982	2,397	4,885
Chaplains/Legal	313	301	301	278	244
Other	1,351	1,253	1,289	1,280	1,304
<b>STANDBY</b>	27,198	25,107	23,351	20,461	15,985
Active	4,158	4,648	5,387	5,361	2329
Inactive	23,040	20,459	17,964	15,100	13,656
<b>RETIRED</b>	108,747	108,013	118,269	118,285	119,683
<b>ENLISTED PERSONNEL</b>					
<b>TOTAL ENLISTED</b>	189,100	189,975	191,275	206,442	206,586
<b>READY RESERVE</b>	96,721	101,417	101,737	110,796	106,788
<b>PAID</b>	59,599	62,505	63,855	65,567	66,126
<b>48-ANNUAL DRILL</b>	53,394	55,220	55,904	58,374	58,988
A-10	3,003	2,952	3,040	3,034	2,934
C-5 (Associate)	2,769	2,887	2,835	2,952	2,891
C-5 (Equipped)	893	1,242	1,313	2,629	2,878
C-9	156	148	145	142	158
C-123	29	26	-	-	-
C-130	8,002	7,353	7,538	6,934	6,967
AC-130	936	892	902	901	937
WC-130	462	431	174	57	57
C-141 (Associate)	7,853	7,637	7,308	7,288	7,252
C-141 (Equipped)	-	544	674	693	728
F-4	4,130	4,050	3,928	3,974	1,637
F-16	813	806	1,262	1,503	3,779
CH-3	123	140	64	95	122
KC-10	114	152	345	1,003	1,125
KC-135	1,738	1,675	1,626	1,626	1,685
Communications Security	73	46	56	57	55
Aerial Port Squadrons	8,810	8,701	8,663	8,803	8841
Aeromed Evac Units	1,929	1,897	1,934	1,990	2096

TABLE D-23 (CONT'D)

AIR FORCE RESERVE PERSONNEL

	FY 85	FY 86	FY 87	FY 88	FY 89
<b>ENLISTED PERSONNEL (CONT'D)</b>					
Aero Rescue & Recovery Sqd	747	834	824	809	795
CE Sqd (Heavy Repair)	390	381	387	362	378
CE Units	5,729	6,668	7,140	7,616	7735
Combat Log Spt Squadron	1,537	1,464	1,445	1,504	1553
Med Service Squadron	2,714	2,713	2,729	2,806	2684
Mobilization Aug	161	157	172	178	241
Numbered AFs	244	263	269	285	292
Basic MII Tng Squadron	39	59	68	64	63
Info System Squadrons	-	1,081	1,043	1,047	1,080
ESC Scty Police Squadron	-	21	20	22	25
24-ANNUAL DRILL 1/	4,075	4,562	5,030	4,673	4,775
NPS, ACTIVE DUTY TRAIN 2/	1,208	1,264	1,697	1,459	1,343
NPS, DELAY WITH PAY	380	890	685	554	490
FULL-TIME PERSONNEL	415	444	452	433	448
ACTIVE DUTY PERSONNEL	127	105	87	64	82
NON-PAID	97,122	98,912	8,075	45,229	40,662
NPS Delay	251	1	-	-	-
Obligated Reserve	31,114	31,894	140	36,279	31327
Reinforcement Designees	5,757	7,017	7,935	8,950	9,335
STANDBY ENLISTED	1,123	716	1,128	1,311	1,314
Active	1,119	710	1,112	1,286	1,281
Inactive	4	6	16	25	33
RETIRED 3/	91,256	87,842	88,410	94,335	98,484

Footnotes:

1/ Individual Mobilization Augmentee

2/ NPS = Non-Prior Service.

3/ Active and retired Enlisted personnel with over 30 years total service are not included, but instead are subsumed within the Retired Regular ghc category.

OPR: AF/REPP, Mrs N Massie, Ext 55841, BF655.

TABLE D-24				
AF MILITARY RETIREMENT PROGRAM COST				
(MILLIONS)				
	FY 88	FY 89	FY 90 1/	FY 91 1/
<b>THEN-YEAR \$</b>	7,202	7,643	8,282	8,835
Officer	3,208	3,397	3,744	3,873
Enlisted	3,797	4,026	4,288	4,680
Beneficiaries	197	220	250	282
<b>CONSTANT FY 91 \$</b>	8,195	8,311	8,631	8,835
Officer	3,650	3,694	3,902	3,873
Enlisted	4,321	4,378	4,469	4,680
Beneficiaries	224	239	261	282

Footnote:

1/ Estimate.

OPR: SAF/FMBOP, Ms A Rodriguez, Ext 50036 (Then-Year Dollars);

SAF/FMCEE, Mr S Connair, Ext 71152 (Constant FY 91 Dollars).

TABLE D-25				
AF MILITARY RETIREMENT PROGRAM POPULATION SUMMARY				
(THOUSANDS)				
	FY 88	FY 89	FY 90 1/	FY 91 1/
<b>TOTAL</b>	558.0	569.9	585.5	600.5
Officer	152.4	155.0	159.1	162.7
Enlisted	369.6	375.9	383.4	391.0
Beneficiaries	36.0	39.0	43.0	46.8

Footnote:

1/ Estimate.

OPR: SAF/FMBOP, Ms A Rodriguez, Ext 50036.

TABLE D-26

**AF RETIRED MILITARY POPULATION BY GRADE 1/  
(THOUSANDS)**

	FY 87	FY 88	FY 89	FY 90 2/	FY 91 2/
<b>GRAND TOTAL 3/</b>	510.4	517.2	526.5	537.1	548.1
<b>OFFICER TOTAL:</b>	149.1	150.9	153.6	157.4	161.1
<b>ENLISTED TOTAL:</b>	361.3	366.3	372.9	379.7	387.0
<b>OFFICER DETAIL:</b>					
General	1.8	1.8	1.9	1.9	2.0
Colonel	25.2	25.7	26.3	27.0	27.6
Lt Colonel	66.1	66.8	67.7	69.4	71.0
Major	39.2	40.0	40.9	41.9	42.9
Captain	8.6	8.7	9.1	9.3	9.6
1st Lieutenant	2.8	2.7	2.7	2.8	2.8
2nd Lieutenant	1.0	1.0	0.9	0.9	0.9
Warrent Officer	4.4	4.2	4.1	4.2	4.3
<b>ENLISTED DETAIL:</b>					
Chief Master Sergeant	25.7	26.5	27.3	27.8	28.3
Senior Master Sergeant	40.2	41.3	42.7	43.5	44.3
Master Sergeant	135.1	138.7	142.9	145.5	148.3
Technical Sergeant	111.4	111.5	112.0	114.0	116.2
Staff Sergeant	42.4	41.8	41.5	42.3	43.1
Sergeant	4.5	4.5	4.5	4.6	4.7
Airman First Class	1.5	1.5	1.5	1.5	1.6
Airman	0.4	0.4	0.4	0.4	0.4
Airman Basic	0.1	0.1	0.1	0.1	0.1

## Footnotes:

1/ Includes only Title III Reservists retired at age 60 and paid by DoD.

2/ Estimated.

3/ Totals may not add due to rounding.

OPR: SAF/FMBOP Ms A J Rodriguez, Ext 50036, 4C239.

Data Source: RCS HAF-DPP(M) 7126 Report, "Retired Personnel Receiving Pay by Grade," AFAFC, Ms L Acree, Autovon 926-7010.

**TABLE D-27**

**AF RETIRED MILITARY POPULATION BY DISABILITY CATEGORY  
END STRENGTHS 1/**

	FY 85	FY 86	FY 87	FY 88	FY 89
<b>GRAND TOTAL</b>	<b>501,318</b>	<b>507,362</b>	<b>513,231</b>	<b>521,969</b>	<b>530,966</b>
<b>NON-DISABILITY</b>	<b>461,146</b>	<b>467,766</b>	<b>474,665</b>	<b>484,072</b>	<b>493,777</b>
<b>TEMPORARY DISABILITY</b>	<b>2,118</b>	<b>1,966</b>	<b>1,470</b>	<b>1,651</b>	<b>1,755</b>
<b>PERMANENT DISABILITY</b>	<b>38,054</b>	<b>37,620</b>	<b>37,096</b>	<b>36,246</b>	<b>35,434</b>
<b>OFFICER TOTAL</b>	<b>146,774</b>	<b>148,131</b>	<b>149,919</b>	<b>152,384</b>	<b>155,044</b>
<b>Non-Disability</b>	<b>131,741</b>	<b>133,418</b>	<b>135,610</b>	<b>138,453</b>	<b>141,535</b>
<b>Temporary Disability</b>	<b>370</b>	<b>326</b>	<b>254</b>	<b>294</b>	<b>292</b>
<b>Permanent Disability</b>	<b>14,663</b>	<b>14,387</b>	<b>14,055</b>	<b>13,637</b>	<b>13,217</b>
<b>ENLISTED TOTAL 2/</b>	<b>354,544</b>	<b>359,221</b>	<b>363,312</b>	<b>369,585</b>	<b>375,922</b>
<b>Non-Disability</b>	<b>329,405</b>	<b>334,348</b>	<b>339,055</b>	<b>345,619</b>	<b>352,242</b>
<b>Temporary Disability</b>	<b>1,748</b>	<b>1,640</b>	<b>1,216</b>	<b>1,357</b>	<b>1,463</b>
<b>Permanent Disability</b>	<b>23,391</b>	<b>23,233</b>	<b>23,041</b>	<b>22,609</b>	<b>22,217</b>

**Footnotes:**

1/ Includes Title III which covers Reserve personnel retired at age 60.

2/ Includes Cadets.

OPR: Air Force Retired Pay Budget Submissions, SAF/FMBOP, Ms A J Rodriguez,  
Ext 50036, 4C239.



**TABLE D-28**

**SCHEDULE OF CIVILIAN PERMANENT AIR FORCE POSITIONS  
(Paid From Funds Available to the Air Force)**

	FY 85	FY 86	FY 87	FY 88	FY 89
<b>GRAND TOTAL</b>	143,940	143,655	144,017	146,612	153,553
<b>EXECUTIVE SERVICE</b>	240	239	233	251	254
<b>GENERAL SCHEDULE (GS) *</b>	143,700	143,416	143,784	146,361	153,299
<b>NON-GS 1/</b>	83,444	86,255	83,000	72,200	72,035

\* GENERAL SCHEDULE DETAIL

GS-18	1	1	1	1	1
GS-17	0	0	0	0	0
GS-16	2	1	1	0	1
GS/GM-15	1,130	1,130	1,169	1,225	1,294
GS/GM-14	3,427	3,496	3,651	3,827	4,013
GS/GM-13	8,756	9,014	9,263	9,856	10,338
GS-12	18,461	18,738	19,446	20,391	22,331
GS-11	18,066	18,365	19,446	20,646	21,592
GS-10	910	880	914	1,200	1,255
GS-9	17,442	18,158	19,513	20,793	20,597
GS-8	2,225	2,159	2,198	2,499	2,457
GS-7	14,334	14,793	14,462	14,424	15,553
GS-1/6	58,946	56,681	53,720	51,499	53,867

Footnote:

1/ Consists of Wage Grade (WG) and local foreign national personnel.

OPR: AF/DPCP, Mr M H Cox, Ext 42478.





TABLE E-1

AF TOTAL AIRCRAFT INVENTORY (TAI) TRENDS  
 REGULAR AIR FORCE, AIR FORCE RESERVE, AIR NATIONAL GUARD  
 FY 1975-1989

FISCAL YEAR	REGULAR AIR FORCE (AF)	AIR FORCE RESERVE (AFR)	AIR NATIONAL GUARD (ANG)	TOTAL AIR FORCE
1975	7,239	448	1,647	9,334
1976	7,181	467	1,617	9,265
1977	7,189	478	1,560	9,227
1978	7,093	478	1,539	9,110
1979	6,922	487	1,522	8,931
1980	7,010	474	1,560	9,044
1981	7,069	452	1,636	9,157
1982	7,104	447	1,647	9,198
1983	7,169	458	1,703	9,330
1984	7,228	464	1,688	9,448
1985	7,271	468	1,688	9,427
1986	7,245	467	1,782	9,494
1987	7,179	502	1,732	9,413
1988	7,166	491	1,730	9,387

Footnote:

1/ Data for FY 76 through FY 89 do not include classified aircraft.

OPR: AF/PRPRS, Ext 77518, 5C231.

TABLE E-2				
AF TOTAL AIRCRAFT INVENTORY (TAI) BY MISSION 1/				
	FY 88	FY 89	FY 90 2/	FY 91 2/
<b>AF TOTAL (US-OWNED ONLY) 3/</b>	<b>9,367</b>	<b>9,279</b>	<b>9,133</b>	<b>9,183</b>
<b>REGULAR AF TOTAL</b>	<b>7,144</b>	<b>6,977</b>	<b>6,860</b>	<b>6,822</b>
STRATEGIC BOMBER	422	412	335	318
TANKER	567	578	569	569
FIGHTER/ATT/INT	2,978	2,840	2,859	2,872
RECCE	424	401	380	370
CARGO/TRANSPORT	857	825	814	822
SEARCH/RESCUE	33	35	32	32
HELICOPTER	200	205	201	188
TRAINER	1,543	1,555	1,538	1,548
UTILITY/OBSERVATION	120	140	132	103
<b>RESERVE AF TOTAL</b>	<b>2,223</b>	<b>2,243</b>	<b>2,273</b>	<b>2,361</b>
ANG	1,730	1,746	1,749	1,831
AFR	493	497	524	530
<b>FOREIGN-OWNED AIRCRAFT TOTAL</b>	<b>84</b>	<b>84</b>	<b>84</b>	<b>84</b>

Footnotes:

1/ TAI = Primary Acft Inventory (PAI) + Backup Acft Inventory (BAI) + Attrition Reserve.

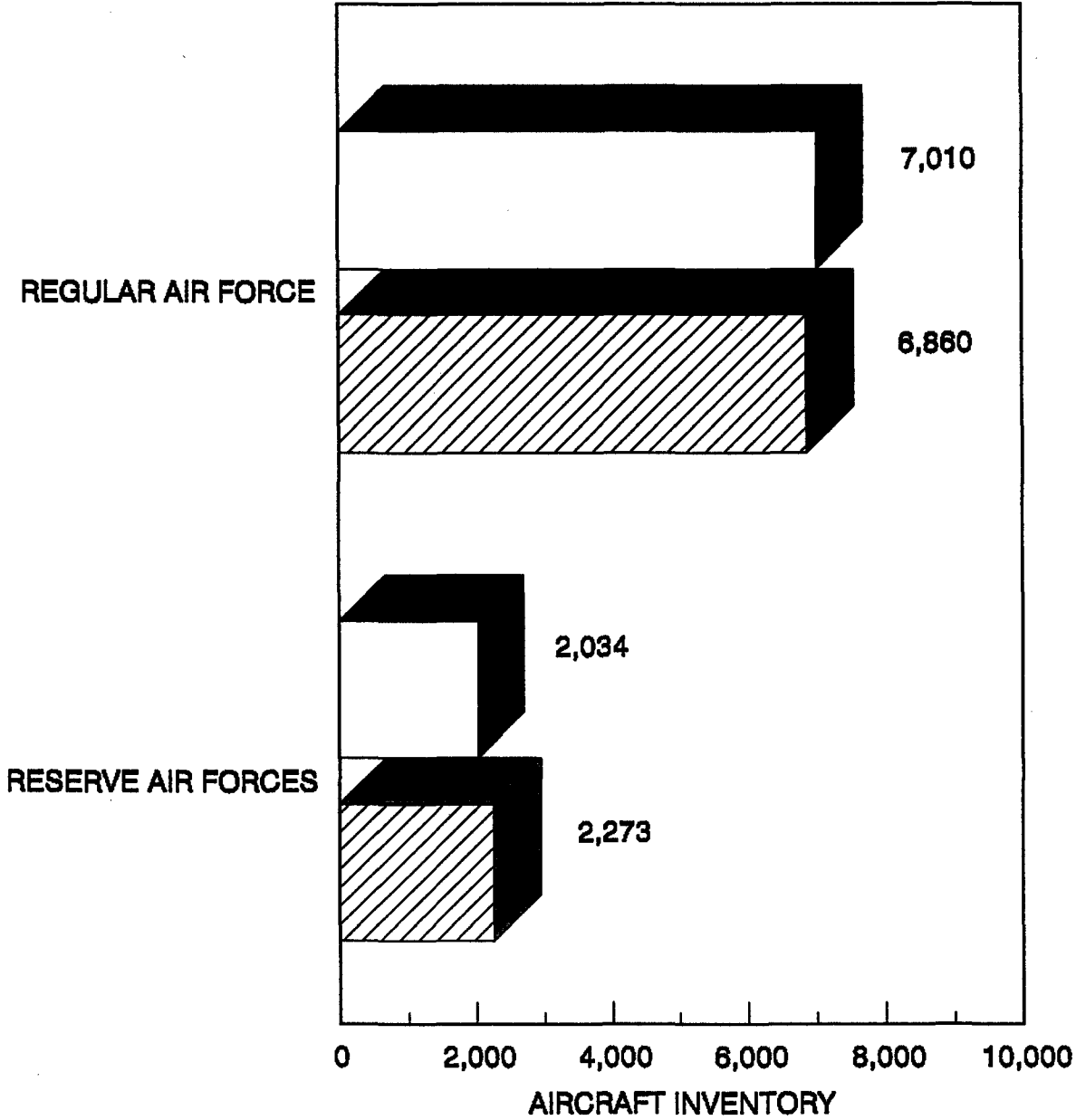
2/ Programmed.

3/ Excludes foreign-government owned aircraft.

OPR: AF/PRPRS, Ext 77518.

**FIGURE E-1  
AIR FORCES AIRCRAFT INVENTORY**

AIR FORCE



FY 80 ACTUAL
     
 
 FY 90 ESTIMATE

DATA SOURCE: AF/PRPRS, EXT 77518

**TABLE E-3  
AF AIRCRAFT SQUADRONS BY MISSION AREA 1/**

	FY 88	FY 89	FY 90	FY 91 2/
<b>GRAND TOTAL - ALL FORCES</b>	401	406	397	396
<b>ACTIVE FORCES</b>	252	257	248	247
Strategic Bomber	25	24	21	21
Air Refueling	36	37	36	36
Strategic Cmd & Control	6	6	6	6
Strategic Reconnaissance	4	4	3	3
Strategic Interceptor	2	2	1	1
Fighter	82	78	77	77
Tactical Reconnaissance	6	6	4	3
Tactical Electronic Warfare	4	4	2	2
Tactical Air Spt (FAC)	-	6	6	5
Special Operations Forces	8	11	11	11
Tac Air Control Center	3	3	3	3
Tac Air Control Systems 3/	15	15	15	15
Weather	1	1	1	1
Rescue	5	5	5	6
Tactical Airlift	13	13	12	12
Strategic Airlift	18	18	21	21
Special Mission	1	1	1	1
Aeromedical Airlift	3	3	3	3
ICBM	20	20	20	20
<b>AIR RESERVE FORCES</b>	149	149	149	149
ANG	91	91	91	91
AFR 4/	58	58	58	58

**Footnotes:**

1/ Excludes training, support, and OT&E units.

2/ Estimated.

3/ Includes consolidation of Control and Reporting Centers and Posts.

4/ Includes Associate squadrons.

OPR: AF/PRPF, Ext 48470.

TABLE E-4

**AIRCRAFT & MISSILE PROCUREMENT  
(EXCLUDES R & D VEHICLES)**

	PRE-FY 88	FY 88	FY 89	FY 90 1/	FY 91 1/
<b>AIRCRAFT</b>					
<b>GRAND TOTAL</b>	2402	276	281	276	272
B-2A	-	-	3	2	5
<b>CAP AIRCRAFT</b>	116	38	38	38	38
C-17	-	2	4	4	6
C-20A	11	-	-	2	-
C-29A	-	6	-	-	-
C-27A	-	-	-	5	5
C-130H (ANG)	68	-	-	12	-
C-137E	-	-	-	1	-
AC-130U (SOF)	-	-	6	5	-
HC-130H	-	-	-	1	-
MC-130H (SOF)	6	7	4	2	-
MH-60G	-	-	9	4	4
F-15A/B/C/D/E	882	42	36	36	36
F-16A/B/C/D	1319	180	180	150	150
TTB TRAINER	-	-	1	14	28
<b>MISSILES</b>					
<b>GRAND TOTAL</b>	21821	6878	5487	3522	1597
AGM-65D (MAVERICK IR)	7920	3182	2540	2270	-
AGM-88A (HARM)	2819	1590	893	326	120
AGM-130 (POWERED GBU)	15	-	-	28	63
AIM-7M (SPARROW)	4458	558	354	-	-
AIM-9M (SIDEWINDER)	6550	1106	760	-	-
AMRAAM	-	400	874	915	1250
HAVE NAP	-	-	6	22	26
PEACEKEEPER (M-X)	59	12	12	12	12
TARGET DRONES	-	30	48	49	115

Footnote:

1/ Estimate.

OPR: SAF/AQXR, Ms D Hughes, Ext 52371.

**TABLE E-5**  
**REGULAR AIR FORCE**  
**AF AIRCRAFT INVENTORY (TAI) BY MISSION/DESIGNATION**

	FY 80	FY 86	FY 87	FY 88	FY 89
<b>GRAND TOTAL 1/</b>	<b>7010</b>	<b>7245</b>	<b>7179</b>	<b>7166</b>	<b>6977</b>
<b>ATTACK:</b>	<b>409</b>	<b>498</b>	<b>495</b>	<b>470</b>	<b>432</b>
A-7	86	29	31	29	11
A-10	309	456	451	428	408
NA-37	4	3	3	3	3
AC-130	10	10	10	10	10
<b>BOMBER:</b>	<b>414</b>	<b>346</b>	<b>393</b>	<b>422</b>	<b>412</b>
B-1	2	21	68	98	96
B-2	-	-	-	-	1
B-52	347	263	263	262	254
FB-111	65	62	62	62	61
<b>CARGO:</b>	<b>836</b>	<b>855</b>	<b>849</b>	<b>859</b>	<b>825</b>
C-5	77	76	76	82	83
C-6	1	-	-	-	-
C-9	23	23	23	23	23
C-12	14	75	75	73	73
C-18	-	5	4	3	3
C-20	-	3	13	13	13
C-21	-	80	79	79	79
C-22	-	1	1	1	1
C-23	-	18	18	18	18
C-130	278	267	266	272	240
C-131	1	1	1	1	1
C-135	15	14	14	13	13
C-137	5	7	7	7	7
C-140	15	12	5	5	3
C-141	275	263	255	255	254
CT/T-39	132	10	12	14	14
<b>FIGHTER</b>	<b>2360</b>	<b>2546</b>	<b>2538</b>	<b>2557</b>	<b>2408</b>
F-4	1078	539	448	388	326
F-5	105	100	94	70	-
F-15	505	711	732	719	758
F-16	156	866	944	1033	984
F-100	-	10	23	4	1
F-101	20	-	-	-	-
F-106	142	25	5	6	5
F-111	354	295	292	288	285
F-117	-	-	-	49	48

**TABLE E-6**  
**REGULAR AIR FORCE**  
**AF AIRCRAFT INVENTORY (TAI) BY MISSION/DESIGNATION**

	FY 80	FY 86	FY 87	FY 88	FY 89
<b>HELICOPTER:</b>	<b>290</b>	<b>292</b>	<b>201</b>	<b>200</b>	<b>202</b>
H-1	129	123	100	93	93
H-3	53	56	51	39	35
H-53	48	42	41	49	49
H-60	-	11	9	19	25
<b>TANKER:</b>	<b>529</b>	<b>572</b>	<b>576</b>	<b>567</b>	<b>564</b>
KC-10	-	48	56	58	58
KC-135	529	524	520	509	506
<b>TRAINER:</b>	<b>1678</b>	<b>1643</b>	<b>1595</b>	<b>1543</b>	<b>1555</b>
TG-7	-	6	6	10	10
T-33	122	97	55	1	1
T-37	648	609	609	608	606
T-38	843	814	810	808	807
T-41 2/	52	100	100	100	100
T-43	13	14	14	14	14
T-46	-	2	-	-	-
TC-135	-	1	1	2	2
<b>OTHER:</b>	<b>189</b>	<b>120</b>	<b>110</b>	<b>120</b>	<b>143</b>
OA-10	-	-	-	24	39
OA-37	-	30	22	13	21
O-2	107	9	5	-	-
U-6	1	1	1	1	1
U-26	-	1	1	1	1
OV-10	79	77	79	78	78
UV-18	2	2	2	3	3
X-29	-	-	-	-	-
<b>RESCUE (C-130)</b>	<b>35</b>	<b>37</b>	<b>35</b>	<b>33</b>	<b>35</b>
<b>RECON:</b>	<b>330</b>	<b>396</b>	<b>387</b>	<b>395</b>	<b>401</b>
EC-18	-	2	3	4	4
C-130	42	45	43	50	51
C-135	73	73	73	73	73
E-3	23	34	34	34	34
E-4	4	4	4	4	4
RF-4	186	176	166	161	144
EF-111	2	42	42	42	42
TR-1	-	20	22	22	23

Footnotes:

1/ Excludes classified & miscellaneous "odd" aircraft, therefore totals may not add.

2/ 50 T-41 changed from XU Code to TF Code in FY 86.

OPR: AF/PRPRS, Ext 77518, 5C231.



TABLE E-6

## AIR FORCE RESERVE (AFR)

## AF AIRCRAFT INVENTORY (TAI) BY MISSION/DESIGNATION 1/

	FY 85	FY 86	FY 87	FY 88	FY 89
<b>GRAND TOTAL</b>	<b>468</b>	<b>467</b>	<b>502</b>	<b>491</b>	<b>497</b>
<b>ATTACK:</b>	<b>109</b>	<b>109</b>	<b>107</b>	<b>107</b>	<b>107</b>
A-10	99	99	97	97	97
AC-130	10	10	10	10	10
<b>CARGO:</b>	<b>152</b>	<b>153</b>	<b>161</b>	<b>152</b>	<b>164</b>
C-5	5	5	15	25	32
C-123	54	-	-	-	-
C-130	143	144	138	119	124
C-141	-	4	8	8	8
<b>FIGHTER</b>	<b>138</b>	<b>138</b>	<b>161</b>	<b>163</b>	<b>162</b>
F-4	112	112	117	106	48
F-16	26	26	44	57	114
<b>HELICOPTER:</b>	<b>24</b>	<b>24</b>	<b>23</b>	<b>23</b>	<b>22</b>
H-1	10	10	5	5	5
H-3	14	14	18	18	17
<b>TANKER(KC-135)</b>	<b>24</b>	<b>22</b>	<b>24</b>	<b>24</b>	<b>24</b>
<b>RESCUE (C-130)</b>	<b>14</b>	<b>14</b>	<b>14</b>	<b>14</b>	<b>12</b>
<b>RECON (C-130)</b>	<b>7</b>	<b>7</b>	<b>12</b>	<b>8</b>	<b>6</b>

## Footnotes:

1/ Fiscal year end position.

OPR: AF/PRPRS, Ext 77518, 5C231.

TABLE E-7

## AIR NATIONAL GUARD

## AF AIRCRAFT INVENTORY (TAI) BY MISSION/DESIGNATION 1/

	FY 85	FY 86	FY 87	FY 88	FY 89
<b>GRAND TOTAL</b>	1688	ERR	ERR	1730	1746
<b>ATTACK:</b>	455	449	448	442	435
A-7	349	345	342	340	354
A-10	106	104	106	102	81
<b>CARGO</b>	217	236	236	249	269
C-5	3	3	5	10	12
C-7	-	-	-	-	-
C-12	2	6	6	13	13
C-21	-	-	3	4	4
C-22	4	4	4	4	4
C-26	-	-	-	-	7
C-130	175	192	194	198	220
C-131	29	23	16	12	1
C-141	-	4	8	8	8
CT/T-39	4	4	-	-	-
<b>FIGHTER</b>	638	719	680	681	710
F-4	522	520	449	368	261
F-15	12	41	66	99	111
F-16	26	80	132	214	338
F-101	-	-	-	-	-
F-105	-	-	-	-	-
F-106	78	78	33	-	-
<b>HELICOPTER (H-3)</b>	11	11	10	9	9
<b>TANKER (KC-135)</b>	104	104	104	114	113
<b>TRAINER:</b>	44	44	25	5	4
T-33	40	40	21	1	-
T-43	4	4	4	4	4

**TABLE E-7 (CONT'D)**

**AIR NATIONAL GUARD**

**AF AIRCRAFT INVENTORY (TAI) BY MISSION/DESIGNATION 1/**

	FY 85	FY 86	FY 87	FY 88	FY 89
<b>OTHER:</b>	53	EHR	EHR	67	69
OA-10	-	-	-	-	19
OA-37	53	53	60	67	43
C-26	-	-	-	-	7
<b>RESCUE (C-130)</b>	8	8	8	8	8
<b>RECON:</b>	158	EHR	EHR	155	136
C-130	8	8	8	8	8
RF-4	150	150	153	147	128

Footnote:

1/ Fiscal year end position.

OPR: AF/PRPRS, Ext 77518, 5C231.

TABLE E-8  
AIR FORCE RESERVE  
FLYING UNIT LOCATIONS BY STATE  
FY 1989

ALABAMA  
Maxwell AFB

ARIZONA  
Luke AFB  
Davis Monthan AFB

CALIFORNIA  
March AFB  
Mather AFB  
Norton AFB  
Travis AFB

COLORADO  
Peterson AFB

DELAWARE  
Dover AFB

FLORIDA  
Homestead AFB  
Eglin AFB Aux 3 (Duke Field)

GEORGIA  
Dobbins AFB

ILLINOIS  
Chicago O'Hara IAP  
Scott AFB

INDIANA  
Grissom AFB

LOUISIANA  
Barksdale AFB  
New Orleans NAS

MARYLAND  
Andrews AFB

MASSACHUSETTS  
Westover AFB

MICHIGAN  
Selfridge AGB

MINNESOTA  
Minneapolis-St Paul IAP

MISSISSIPPI  
Keesler AFB

MISSOURI  
Richards-Gebaur Apt

NEW JERSEY  
McGuire AFB

NEW YORK  
Niagara Falls IAP

NORTH CAROLINA  
Seymour-Johnson AFB

OHIO  
Rickenbacker AFB  
Wright-Patterson AFB  
Youngstown MAP

OKLAHOMA  
Tinker AFB

OREGON  
Portland IAP

TABLE E-8 (CONT'D)  
AIR FORCE RESERVE  
FLYING UNIT LOCATIONS BY STATE  
FY 1989

PENNSYLVANIA  
Greater Pittsburgh IAP  
Willow Grove NAS

SOUTH CAROLINA  
Charleston AFB

TEXAS  
Bergstrom AFB  
Carswell AFB  
Kelly AFB

UTAH  
Hill AFB

WASHINGTON  
McChord AFB

WISCONSIN  
Gen B Mitchell Field

OPR: AF/PRPJB, Mr R DiCamillo, Ext 77356, 5C966.

**TABLE E-9**  
**AIR NATIONAL GUARD**  
**FLYING UNIT LOCATIONS BY STATE**  
**FY 1989**

**ALABAMA**

Birmingham MAP  
Dannelly Field

**ALASKA**

Anchorage IAP  
Eielson AFB

**ARIZONA**

Phoenix-Sky Harbor IAP  
Tuscon IAP

**ARKANSAS**

Ft Smith MAP  
Little Rock AFB

**CALIFORNIA**

Fresno Air Terminal  
March AFB  
Moffett NAS  
Van Nuys Apt

**COLORADO**

Buckley AGB

**CONNECTICUT**

Bradley IAP

**DELAWARE**

Gtr Wilmington Apt

**FLORIDA**

Jacksonville IAP

**GEORGIA**

Dobbins AFB  
Savannah IAP

**HAWAII**

Hickam AFB

**IDAHO**

Boise Air Terminal

**ILLINOIS**

Capital MAP  
Chicago O'Hara IAP  
Gtr Peoria Apt

**INDIANA**

Ft Wayne MAP  
Hulman Regional Apt

**IOWA**

Des Moines IAP  
Sloux City MAP

**KANSAS**

Forbes Field  
McConnell AFB

**KENTUCKY**

Standiford Field

**LOUISIANA**

New Orleans NAS

**MAINE**

Bangor IAP

**MARYLAND**

Andrews AFB  
Martin State Apt

**MASSACHUSETTS**

Barnes MAP  
Otis AGB

**MICHIGAN**

Selfridge, AGB  
W.K Kellogg Apt

**MINNESOTA**

Duluth IAP  
Minneapolis-St Paul IAP

TABLE E-9 (CONT'D)

AIR NATIONAL GUARD

FLYING UNIT LOCATIONS BY STATE

FY 1989

MISSISSIPPI

Allen C. Thompson Field  
Key Field

MISSOURI

Lambert-St Louis IAP  
Rosecarns Mem Apt

MONTANA

Great Falls IAP

NEBRASKA

Lincoln MAP

NEVADA

Reno IAP

NEW HAMPSHIRE

Pease AFB

NEW JERSEY

Altantic City Apt  
McGuire AFB

NEW MEXICO

Kirtland AFB

NEW YORK

Hancock Field  
Niagara Falls IAP  
Schenectady Apt  
Stewart RTC  
Suffolk Co Apt

NORTH CAROLINA

Douglas MAP

NORTH DAKOTA

Hector Field

OHIO

Mansfield MPT  
Rickenbacker AGB  
Springfield MPT  
Toledo Express Apt

OKLAHOMA

Tulsa IAP  
Will Rogers World Apt

OREGON

Kingsley Field  
Portland IAP

PENNSYLVANIA

Gtr Pittsburgh IAP  
Harrisburg/Olmstead  
Willow Grove NAS

RHODE ISLAND

Quonset State Apt

SOUTH CAROLINA

McEntire AGB

SOUTH DAKOTA

Joe Foss Field

TENNESSEE

McGhee Tyson Apt  
Memphis IAP  
Nashville Metro Apt

TEXAS

Ellington Field  
Kelly AFB  
Dallas NAS

TABLE E-9 (CONT'D)  
AIR NATIONAL GUARD  
FLYING UNIT LOCATIONS BY STATE  
FY 1989

UTAH  
Salt Lake City IAP

VERMONT  
Burlington IAP

VIRGINIA  
Richmond IAP

WASHINGTON  
Fairchild AFB

OPR: AF/PRPJB, Mr R DiCamillo, Ext 77356, 5C966.



**TABLE E-10  
ACTUAL AND PROGRAMMED FLYING HOURS (FH) 1/  
STRATIFIED AS REGULAR AND RESERVE FORCES, MAJCOM AND SOA  
(THOUSANDS)**

	FY 85	FY 86	FY 87	FY 88	FY 89	FY 90 2/
<b>PROGRAMMED FH</b>	3482.0	3480.9	3464.7	3371.6	3414.5	3367.4
<b>ACTUAL FH</b>	3476.8	3456.7	3462.6	3340.1	3411.9	-
<b>% ACTUAL VS PROGRAM</b>	99.9	99.3	99.9	99.1	99.9	-
<b>REGULAR AND RESERVE FORCE TOTALS</b>						
<b>Regular Forces</b>	2914.0	2904.9	2883.0	2752.1	2830.4	2762.9
<b>Reserve Forces</b>	562.8	551.8	579.6	588.0	581.5	604.5
<b>MAJOR COMMAND AND SEPARATE OPERATING AGENCY DETAIL</b>						
<b>Alaskan Air Cmd</b>	25.7	25.9	24.0	22.8	22.9	22.7
<b>AF Academy</b>	24.4	24.5	27.6	26.8	30.4	32.5
<b>AF Communications Cmd</b>	4.3	4.3	3.9	3/	3/	3/
<b>AF Logistics Cmd</b>	5.9	5.6	4.8	5.2	4.9	2.2
<b>AFR Forces</b>	140.1	143.5	148.6	150.8	154.7	155.1
<b>Air Forces, Europe</b>	223.9	219.1	227.2	215.9	225.5	227.2
<b>AF Systems Cmd</b>	43.9	46.6	40.6	43.8	41.7	50.6
<b>ANG Forces</b>	422.6	408.4	431.0	437.2	426.8	449.4
<b>Air Training Cmd</b>	656.1	640.4	614.9	634.1	660.4	644.8
<b>Military Airlift Cmd</b>	772.3	768.3	748.6	674.8	698.5	678.6
<b>Pacific Air Forces</b>	94.6	97.9	105.8	99.3	97.9	96.9
<b>Strategic Air Cmd</b>	339.0	341.2	363.1	361.7	383.3	374.5
<b>Tactical Air Cmd</b>	724.0	731.0	722.5	667.7	664.9	632.9

**Footnotes:**

1/ Totals do not include flying hours for classified aircraft.

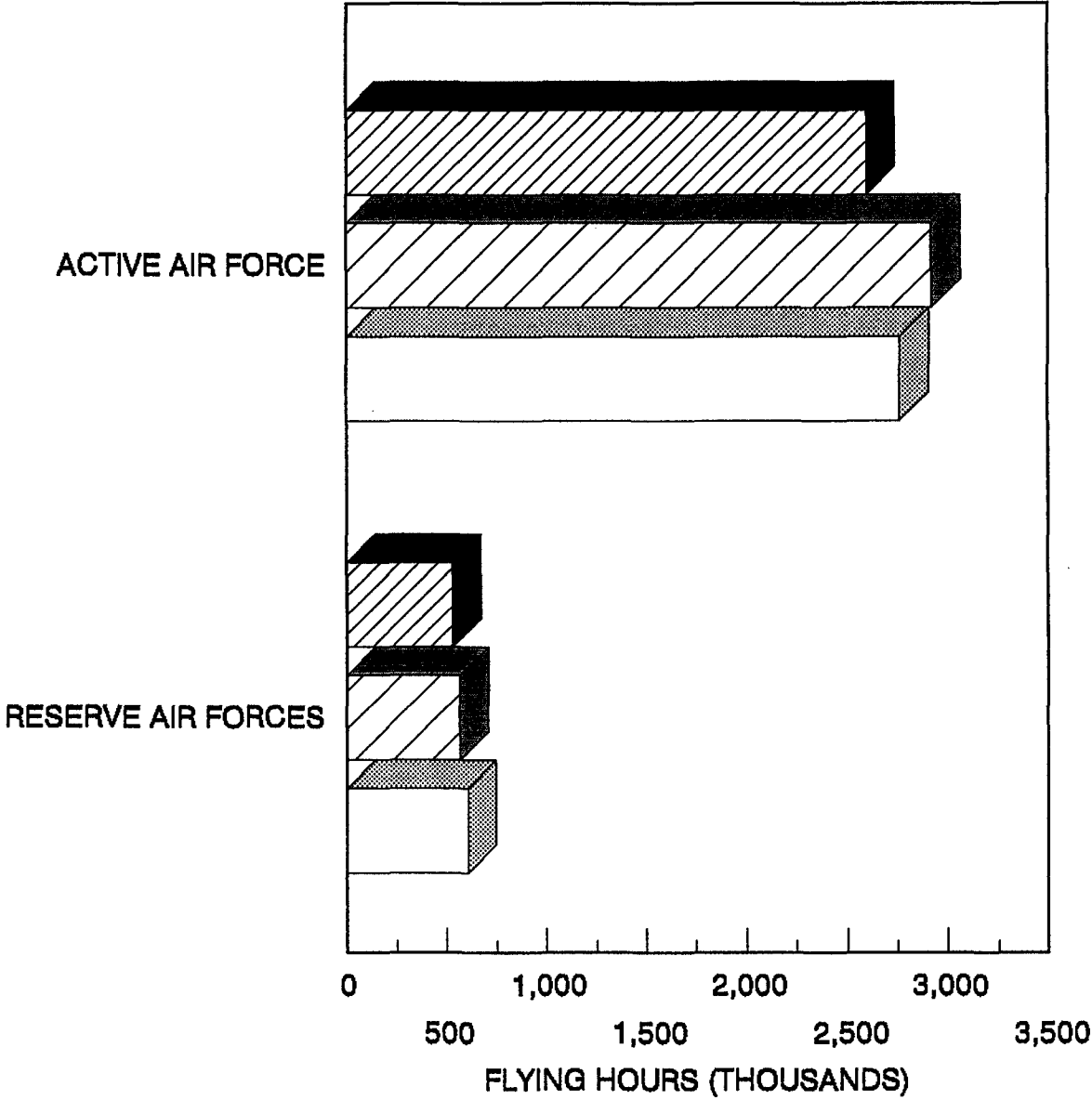
2/ Programmed.

3/ Flying hour program reported by Military Airlift Command beginning in FY 88.

OPR: AF/PRPRC, Mrs C M Cooley, Ext 77892, 5C158.

**FIGURE E-2**  
**AIR FORCE FLYING HOUR TREND**  
 ACTIVE VS RESERVE FORCES

FORCE CATEGORY



FY 80   
  FY 85   
  FY 90 (EST)

DATA SOURCE: AF/PRPRC, EXT 72540,

TABLE E-11

**REGULAR AIR FORCE  
FLYING HOURS BY AIRCRAFT MISSION/DESIGNATION  
(THOUSANDS) 1/ 2/**

	FY 86	FY 87	FY 88	FY 89	FY 90 3/
<b>TOTAL</b>	<b>2904.8</b>	<b>2883.0</b>	<b>2752.1</b>	<b>2830.4</b>	<b>2762.9</b>
<b>ATTACK</b>	<b>184.0</b>	<b>187.9</b>	<b>175.4</b>	<b>177.0</b>	<b>162.9</b>
A-7	7.6	8.5	8.0	6.3	2.4
A-10	171.0	173.6	161.5	166.3	154.1
A-37	0.7	0.7	0.7	0.6	0.8
AC-130	4.7	5.1	5.2	3.8	5.6
<b>BOMBER</b>	<b>124.4</b>	<b>134.7</b>	<b>136.1</b>	<b>144.7</b>	<b>133.3</b>
B-1	2.0	9.3	19.7	26.1	26.1
B-2	-	-	-	4/	0.2
B-52	102.2	105.4	98.0	100.5	90.5
FB-111	20.2	20.0	18.4	18.1	16.5
<b>CARGO/TRANSPORT</b>	<b>676.8</b>	<b>667.8</b>	<b>595.0</b>	<b>623.4</b>	<b>601.2</b>
C-5	56.0	57.0	49.0	53.5	46.9
C-9	29.0	28.8	28.8	28.9	29.1
C-12	30.3	30.8	27.0	31.6	30.7
C-18	0.8	0.5	0.2	0.5	0.6
C-20	2.8	4.7	8.4	8.4	8.6
C-21	53.0	58.1	54.1	57.6	52.6
C-22	0.5	0.6	0.7	0.4	0.8
C-23	16.1	16.0	13.4	13.5	13.8
C-29	-	-	-	-	4.2
CT-39	0.3	0.1	0.1	0.2	0.2
C-130	181.0	166.0	148.4	145.9	130.7
C-131	0.2	0.3	0.3	0.2	0.1
C-135	7.8	7.5	6.3	6.3	7.1
C-137	2.5	2.5	2.8	2.9	4.0
C-140	6.5	4.9	1.8	1.7	1.4
C-141	290.0	280.0	253.7	271.8	270.4
<b>FIGHTER/INTERCEPTOR</b>	<b>664.9</b>	<b>685.7</b>	<b>659.9</b>	<b>671.8</b>	<b>668.0</b>
F-4	138.4	119.9	91.7	80.6	63.7
F-5	27.5	26.3	19.3	5.8	-
F-15	191.7	195.3	185.2	195.8	206.3
F-16	231.8	268.2	290.6	315.8	308.4
F-22	-	-	-	-	0.4
F-23	-	-	-	-	0.4
F-100	-	0.1	0.1	0.1	-
F-106	4.4	2.2	0.5	0.4	-
F-111	71.1	73.7	72.5	73.3	73.1
F-117	-	-	-	-	10.7

TABLE E-11 (CONT'D)

**REGULAR AIR FORCE  
FLYING HOURS BY AIRCRAFT MISSION/DESIGNATION  
(THOUSANDS) 1/ 2/**

	FY 86	FY 87	FY 88	FY 89	FY 90 3/
<b>HELICOPTER</b>	81.4	77.4	61.5	58.5	59.3
HH-1	9.0	9.1	9.3	8.8	8.9
TH-1	7.2	5.7	0.1	-	-
UH-1	28.0	27.6	20.6	21.3	21.4
CH-3	12.2	11.0	7.4	3.4	1.2
HH-3	9.0	9.7	9.2	9.0	7.3
CH-53	2.1	1.9	0.5	1.2	1.5
HH-53	9.8	6.9	6.4	0.2	-
MH-53	-	2.5	3.8	9.1	11.5
HH-60	4.1	3.0	-	1.5	-
MH-60	-	-	4.2	4.0	7.5
<b>OBSERVATION/UTILITY</b>	66.4	52.5	48.2	55.7	62.4
O-2	20.0	0.9	4/	-	-
OA-10	-	6.5	6.5	15.6	19.4
OV-10	32.0	32.1	30.5	30.5	30.8
OA-37	11.3	10.8	5.1	4.6	6.0
RG-8	0.8	-	-	-	-
U-6	0.3	0.2	0.2	0.1	0.2
U-26	-	-	-	-	0.2
UV-18	2.0	2.0	2.2	2.3	2.2
<b>RECON/ELECT</b>	167.6	168.9	162.3	154.8	148.4
E-3	28.5	30.6	29.0	24.1	25.6
E-4	1.8	1.9	1.8	1.8	1.9
E-8	-	-	-	-	0.4
E-9	-	-	-	-	0.6
RF-4	48.8	45.9	40.5	40.6	28.2
EC-18	-	0.4	0.9	0.7	0.9
EF-111	11.6	11.1	11.2	11.6	11.6
DC-130	0.2	-	-	-	0.4
EC-130	8.4	9.9	12.0	12.5	12.5
MC-130	7.4	7.9	9.0	8.7	9.0
WC-130	8.2	8.1	4.0	3.7	3.0
EC-135	25.7	25.1	24.9	24.7	27.3
RC-135	15.6	15.2	15.6	13.9	16.4
TC-135	-	-	0.9	1.7	1.2
WC-135	3.9	3.7	3.6	3.1	2.8
TR-1	7.5	9.1	8.9	7.7	6.6
<b>RESCUE (HC-130)</b>	15.7	13.4	13.0	12.5	13.2
<b>TANKER</b>	172.7	183.4	179.4	194.5	194.6
KC-10	17.0	22.1	26.3	30.4	29.4
KC-135	155.7	161.3	153.1	164.1	165.2

**TABLE E-11 (CONT'D)**

**REGULAR AIR FORCE  
FLYING HOURS BY AIRCRAFT MISSION/DESIGNATION  
(THOUSANDS) 1/ 2/**

	FY 86	FY 87	FY 88	FY 89	FY 90 3/
<b>TRAINER</b>	750.9	727.7	725.1	734.3	721.8
TG-7	3.3	3.2	3.7	2.6	3.6
T-33	34.3	23.0	3.8	0.2	0.3
T-37	312.8	309.7	318.2	314.2	298.6
T-38	352.6	341.8	351.1	370.2	364.5
T-39	3.2	3.0	3.0	2.4	2.9
T-41	33.0	35.1	35.5	33.6	39.1
T-43	11.5	11.7	9.8	11.1	12.8
T-46	0.2	0.2	-	-	-
<b>OTHER</b>	-	-	-	58.8	6.4

Footnotes:

1/ Totals do not include flying hours for classified aircraft.

2/ Totals may not add due to rounding.

3/ Programmed.

4/ Less than 50 flying hours.

OPR: AF/PRPRC, Ext 77892.

**TABLE E-12**  
**AIR FORCE RESERVE**  
**FLYING HOURS BY AIRCRAFT MISSION/DESIGNATION**  
**(THOUSANDS)**

	FY 86	FY 87	FY 88	FY 89	FY 90 1/
<b>TOTAL 2/</b>	143.5	148.5	150.7	154.7	155.1
<b>ATTACK</b>	25.6	25.8	26.3	26.4	27.5
A-10	22.6	22.9	23.5	23.4	23.8
AC-137	3.0	2.9	2.8	3.0	3.7
<b>TRANSPORT</b>	54.8	56.9	55.8	61.8	58.3
C-5	2.6	3.5	5.6	8.9	9.1
C-123	0.4	-	-	-	-
C-130	51.5	50.8	46.4	48.9	45.6
C-141	0.3	2.6	3.8	4.0	3.6
<b>FIGHTER/INTERCEPTOR</b>	27.8	28.6	29.7	30.3	32.8
F-4	22.0	22.2	19.9	14.9	9.2
F-16	5.8	6.4	9.8	15.4	23.6
<b>HELICOPTER</b>	5.2	4.1	4.3	3.9	5.0
H-1	2.3	1.4	1.1	1.2	1.1
H-3	0.6	0.3	0.5	-	0.2
HH-3	2.3	2.4	2.7	2.7	3.7
<b>RECON/ELEC (WC-130)</b>	3.6	3.4	3.7	2.0	0.6
<b>RESCUE (HC-130)</b>	4.7	4.8	4.5	4.7	4.3
<b>TANKER</b>	21.8	24.9	26.4	25.6	26.6
KC-10	12.8	15.9	17.3	17.0	16.6
KC-135	9.0	9.0	9.1	8.6	10.0

Footnotes:

1/ Programmed.

2/ Totals may not add due to rounding.

OPR: AF/PRPRC, Ext 77892.

TABLE E-13					
AIR NATIONAL GUARD					
FLYING HOURS BY AIRCRAFT MISSION/DESIGNATION					
(THOUSANDS) 1/					
	FY 86	FY 87	FY 88	FY 89	FY 90 2/
<b>TOTAL</b>	408.2	431.0	437.2	426.8	449.4
<b>ATTACK</b>	99.3	102.2	101.5	93.0	94.5
A-7	73.1	74.7	74.8	70.1	74.6
A-10	26.2	27.5	26.7	22.9	19.9
<b>CARGO/TRANSPORT</b>	88.5	100.1	107.4	109.3	101.0
C-5	1.2	1.5	1.9	2.5	2.9
C-12	2.5	2.7	5.2	6.6	6.5
C-21	-	0.2	2.6	2.0	2.6
C-22	0.5	2.3	2.4	2.6	4.1
C-26	-	-	-	1.4	4.0
CT-39 3/	2.6	2.0	-	-	-
C-130	74.1	83.3	87.5	87.7	77.0
C-131	7.2	4.9	3.3	2.0	-
C-141	0.4	3.2	4.5	4.5	3.9
<b>FIGHTER/INTERCEPTOR</b>	116.9	128.1	130.5	133.9	158.4
F-4	86.4	81.2	73.7	60.3	33.8
F-15	3.7	8.9	15.9	17.7	23.5
F-16	7.4	24.9	37.6	55.9	101.1
F-106	19.4	13.1	3.3	-	-
<b>HELICOPTER</b>	2.7	2.3	2.4	1.6	3.4
CH-3	0.2	0.1	0.2	0.2	0.3
HH-3	2.5	2.2	2.2	1.4	1.9
MH-60	-	-	-	-	1.2
<b>OBSERVATION/UTILITY</b>	14.2	14.3	13.9	13.0	15.3
OA-10	-	-	-	1.5	4.9
OA-37	14.2	14.3	13.9	11.5	10.4
<b>RECON/ELEC</b>	32.3	32.7	31.3	27.9	26.5
RF-4	28.0	28.9	27.5	24.2	22.2
EC-130	4.3	3.8	3.8	3.7	4.3
<b>RESCUE (HC-130)</b>	3.0	2.9	3.1	3.1	3.3
<b>TANKER (KC-135)</b>	38.9	39.3	41.3	41.5	42.3
<b>TRAINER</b>	12.4	9.1	6.8	3.5	4.7
T-33	8.1	4.8	1.8	-	-
T-43	4.3	4.3	4.0	3.5	4.7

Footnotes:

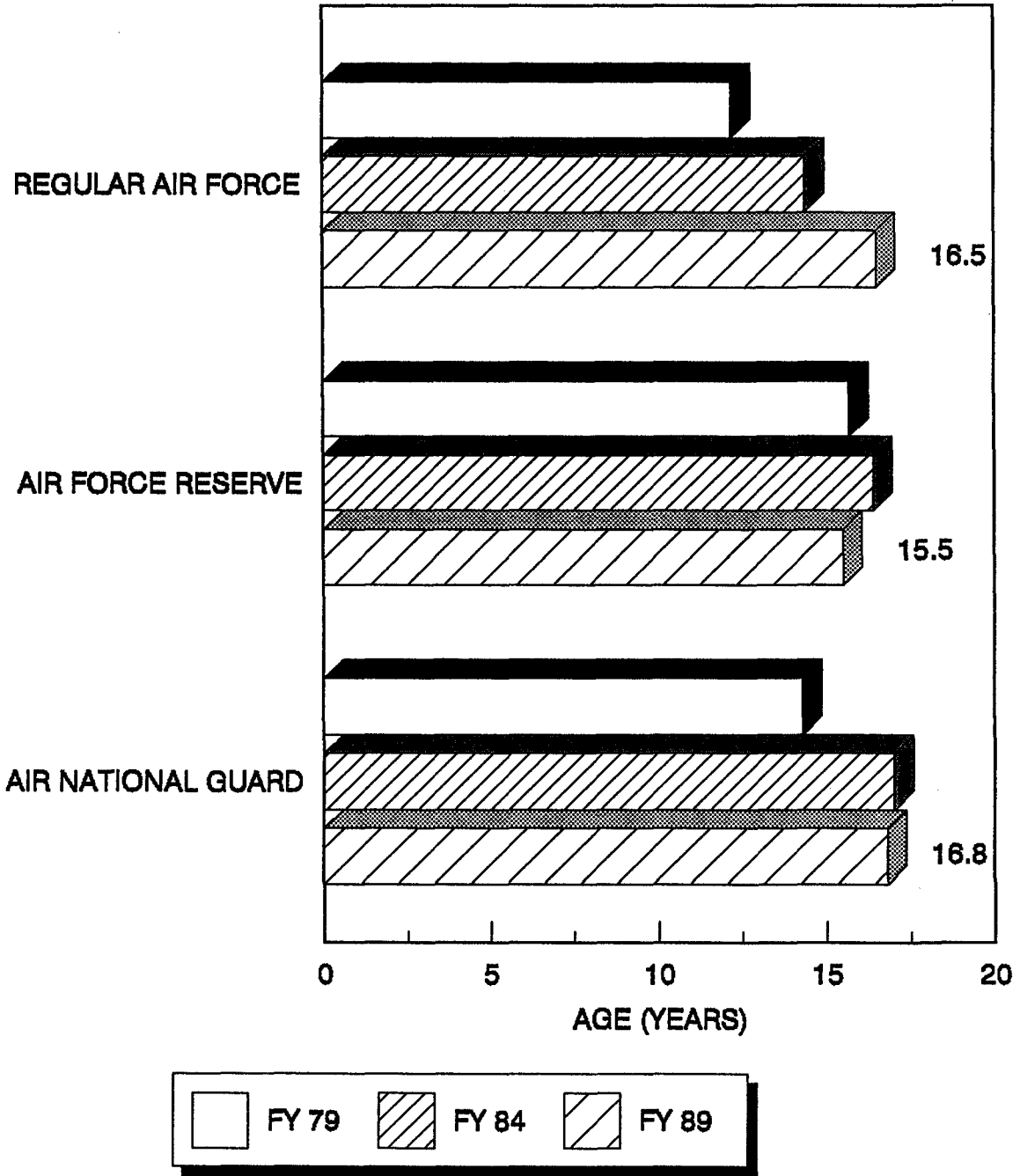
1/ Totals may not add due to rounding.

2/ Programmed.

3/ CT-39 aircraft used to train ANG aircrews while transporting personnel.

OPR: AF/PRPRC, Ext 77892, 5C158.

**FIGURE E-3  
AIRCRAFT AGE TRENDS  
(WEIGHTED AVERAGE)**



DATA SOURCE: AF/PRPRS



TABLE E-14

AF AIRCRAFT AGE TRENDS

REGULAR AIR FORCE, AIR FORCE RESERVE AND AIR NATIONAL GUARD

FISCAL YEAR	ACTIVE AIR FORCE	AIR FORCE RESERVE	AIR NATIONAL GUARD	PERCENT OF AIRCRAFT 9 YEARS OR OLDER
1975	9.9	12.6	14.6	55.0
1976	10.4	12.9	14.5	62.0
1977	11.1	14.1	14.9	68.0
1978	11.8	15.0	15.2	72.6
1979	12.2	15.7	14.3	75.1
1980	12.7	16.3	14.9	76.5
1981	13.1	16.5	15.0	75.6
1982	13.5	16.1	15.5	75.6
1983	13.9	16.3	16.2	75.2
1984	14.4	16.4	17.0	72.7
1985	14.7	17.3	17.8	73.3
1986	15.2	17.8	17.8	73.2
1987	15.5	17.5	17.4	78.8
1988	15.9	17.1	17.3	70.9
1989	16.5	15.5	16.8	71.1

OPR: AF/PRPRS, Ext 77518,5C231.

**TABLE E-15  
REGULAR AIR FORCE  
AVERAGE AGE OF AIRCRAFT BY MISSION/DESIGNATION**

	FY 85	FY 86	FY 76	FY 88	FY 89
<b>ATTACK AVG:</b>	5.5	6.8	8.8	8.8	9.3
A-7	14.1	14.9	15.9	17.0	18.4
A-10	4.9	5.9	7.0	8.1	8.8
A-37	13.6	14.6	15.8	16.8	17.6
AC-130	15.9	16.9	18.0	19.1	19.9
<b>BOMBER AVG:</b>	22.8	22.7	20.9	20.5	21.3
B-1	3.3	1.2	0.7	1.5	2.3
B-52	25.0	26.0	27.2	28.2	29.0
FB-111	14.9	15.9	17.1	18.1	18.9
<b>CARGO AVG:</b>	15.0	15.5	15.9	16.5	16.6
C-5	13.9	13.6	12.2	9.2	8.0
C-6	-	-	-	-	-
C-9	14.5	15.5	16.6	17.7	18.5
C-12	4.2	5.2	6.4	7.3	8.2
C-18	3.4	4.4	5.5	6.5	7.3
C-20	1.9	2.9	1.2	2.3	3.1
C-21	0.7	1.7	2.7	3.8	4.7
C-22	1.6	2.6	2.9	4.8	5.6
C-23	0.5	1.4	2.5	3.6	4.4
C-130	18.1	18.6	18.8	19.7	20.3
C-131	30.5	31.5	32.7	33.8	34.5
C-135	23.6	24.6	25.7	26.7	27.6
C-137	19.1	17.3	18.5	19.5	20.3
C-140	22.9	23.9	25.1	26.0	26.9
C-141	19.1	20.1	21.2	22.2	23.0
CT/T-39	23.8	25.1	25.9	26.9	27.7
<b>FIGHTER AVG:</b>	8.6	8.9	9.1	8.8	8.7
F-4	15.1	15.9	16.9	17.3	17.8
F-5	9.7	10.7	11.7	12.6	-
F-15	6.0	6.5	7.1	7.7	7.9
F-16	2.9	3.3	3.8	3.9	3.6
F-100	27.9	29.4	30.6	31.4	31.6
F-101	-	-	-	-	-
F-106	25.7	26.7	28.1	29.1	30.0
F-111	14.0	15.0	16.2	17.2	18.0
F-117	-	-	-	N/A	N/A

**TABLE E-15  
REGULAR AIR FORCE  
AVERAGE AGE OF AIRCRAFT BY MISSION/DESIGNATION**

	FY 85	FY 86	FY 76	FY 88	FY 89
<b>HELICOPTER AVG:</b>	15.5	16.5	17.3	16.3	16.5
H-1	15.3	16.3	16.6	17.3	18.1
H-3	18.6	19.6	20.6	21.2	21.9
H-53	15.3	16.4	17.5	15.6	16.4
H-60	2.5	3.5	4.7	3.4	3.4
<b>TANKER AVG:</b>	23.0	23.3	23.9	25.2	25.9
KC-10	2.0	2.3	3.0	3.9	4.7
KC-135	24.4	25.4	26.1	27.5	28.3
<b>TRAINER AVG:</b>	21.3	22.2	22.7	23.9	23.4
TG-7	2.2	3.2	4.3	3.4	4.2
T-33	27.6	28.6	30.2	37.0	37.9
T-37	23.3	24.3	24.2	26.5	27.3
T-38	19.5	20.5	21.7	22.7	23.5
T-41	17.4	19.3	20.4	21.5	22.3
T-43	11.6	12.6	13.7	14.7	15.6
TC-135	23.2	24.2	25.5	26.5	27.2
<b>UTIL/OBS/OTH AVG:</b>	15.4	16.3	17.3	16.6	16.6
OA-37	12.1	13.1	14.2	13.3	14.3
O-2	15.7	17.2	18.3	-	-
U-6	5.0	6.0	7.2	8.3	9.0
U-26	2.0	3.0	4.2	5.3	6.0
OV-10	16.9	17.9	18.6	19.7	20.5
UV-18	8.0	9.0	10.2	7.8	8.6
X-29	-	-	-	-	-
<b>RESCUE(C-130) AVG:</b>	17.7	18.2	19.3	19.9	21.0
<b>RECON AVG:</b>	16.7	17.4	18.2	19.0	21.0
EC-18	3.6	4.6	5.6	6.6	7.4
C-130	17.9	19.5	19.3	21.1	20.0
C-135	22.8	23.8	25.1	25.9	26.9
E-3	5.9	6.9	7.9	9.1	9.9
E-4	11.3	12.3	13.5	14.5	15.3
RF-4	16.9	17.9	19.0	20.1	20.8
EF-111	17.3	18.2	19.3	20.4	21.2
TR-1	1.9	2.2	2.9	3.3	3.9
<b>AF AVERAGE</b>	14.7	15.2	15.5	15.9	16.5

OPR: AF/PRPRS, Ext 77518, 5C231.

**TABLE E-16**  
**AIR FORCE RESERVE**  
**AVERAGE AGE OF AIRCRAFT BY MISSION/DESIGNATION**

	FY 85	FY 86	FY 87	FY 88	FY 89
<b>AFRES AVERAGE</b>	17.3	17.8	17.5	17.1	15.5
<b>ATTACK AVG</b>	8.3	9.3	10.3	11.4	12.2
A-10	6.1	7.1	8.2	9.3	10.1
AC-130	29.0	30.0	31.2	32.2	33.0
<b>CARGO AVG</b>	23.8	23.4	22.3	20.0	19.2
C-5	14.8	15.8	16.3	17.6	18.5
C-123	29.1	-	-	-	-
C-130	23.9	23.8	23.0	20.3	19.1
C-141	-	20.7	21.4	22.6	23.4
<b>FIGHTER AVG</b>	15.8	16.8	16.0	15.2	10.0
F-4	18.1	19.1	20.1	20.5	17.6
F-16	5.6	6.6	5.2	5.4	6.8
<b>HELICOPTER AVG</b>	16.2	17.3	19.4	20.3	21.0
H-1	13.5	14.5	14.5	15.5	16.4
H-3	18.1	19.1	20.7	21.7	22.4
<b>TANKER(KC-135) AVG</b>	26.5	27.5	28.1	29.7	30.5
<b>RESCUE(C-130) AVG</b>	18.8	19.8	20.9	21.9	22.5
<b>RECON(C-130) AVG</b>	19.7	20.7	22.2	23.7	23.8

OPR: AF/PRPRS, Ext 77518, 5C131.

**TABLE E-17**  
**AIR NATIONAL GUARD**  
**AVERAGE AGE OF AIRCRAFT BY MISSION/DESIGNATION**

	FY 85	FY 86	FY 87	FY 88	FY 89
<b>ANG AVERAGE (AVG)</b>	17.8	17.8	17.4	17.3	16.8
<b>ATTACK AVG</b>	10.7	11.7	12.8	13.8	14.9
A-7	12.1	13.1	14.2	15.3	16.1
A-10	6.0	7.0	8.1	9.2	9.8
<b>CARGO AVG</b>	21.2	20.3	20.0	19.9	18.1
C-5	15.1	16.1	16.7	17.7	18.5
C-12	0.0	0.9	2.0	2.8	2.9
C-22	0.7	1.7	2.7	3.8	4.7
C-130	20.5	20.0	20.2	21.3	18.8
C-131	30.1	31.1	32.3	33.5	34.4
C-141	-	20.7	21.4	22.5	23.3
CT/T-39	22.4	23.4	-	-	-
<b>FIGHTER AVG</b>	19.6	18.6	16.9	15.4	13.6
F-4	19.6	20.1	20.3	21.2	21.7
F-15	10.3	10.6	11.1	12.4	13.1
F-16	5.2	4.7	5.6	6.7	7.6
F-106	25.9	26.9	28.0	-	-
<b>HELI(H-3) AVG</b>	18.1	19.1	20.2	21.2	22.1
<b>TANKER(KC-135) AVG</b>	26.6	27.6	28.7	29.8	30.5
<b>TRAINER AVG</b>	28.2	29.2	29.1	18.4	15.5
T-33	29.8	30.8	32.0	33.3	-
T-43	11.5	12.5	13.6	14.7	15.5
<b>OBS AVG</b>	12.6	13.6	14.7	16.1	16.7
OA-37	12.6	13.6	14.7	16.1	16.7
<b>RESCUE(C-130) AVG</b>	19.2	20.2	21.3	22.6	23.6
<b>RECON AVG</b>	19.8	20.3	21.3	22.4	23.4
C-130	21.6	22.6	23.7	24.7	25.6
RF-4	19.1	20.1	21.2	22.3	23.3

OPR: AF/PRPRS, Ext 77518, 5C231.

TABLE E-18

AVERAGE AGE OF MISSILES AND DRONES BY MISSION/DESIGNATION

	FY 85	FY 86	FY 87	FY 88	FY 89
SRAN (AGM-69)	11.6	12.6	13.6	14.6	15.6
ALCM (AGM-86)	1.8	2.5	3.5	4.5	5.5
GLCM (BGM-109G)	-	-	1.9	2.6	3.6
FIREBEE (BQM-34A)	4.2	4.6	8.4	10.4	-
BOMARC (CIM-10)	24.1	25.1	26.1	-	-
TITAN II (LGM-25)	21.3	22.4	-	-	-
MM I (LGM-30)	14.4	15.4	16.4	17.4	18.4
PEACEKEEPER (LGM-118)				1.0	2.0
STREAKER (MQM-107)	0.4	0.6	1.3	1.5	1.0
SUPER SABRE (Y/QF-100) 1/	28.2	29.2	30.1	31.2	32.0
DELTA DART (Y/QF-106) 1/	-	-	-	28.8	29.8

Footnote:

1/ Drone ages are based upon age of basic system from which it was generated.

OPR: AF/PRPRS, Ext 77518, 5C231.

<b>TABLE E-19</b> <b>AIR FORCE INSTALLATION POSTURE</b> <b>(As of 10 May 90)</b>		
	FY 89	FY 90 1/
<b>GRAND TOTAL</b>	<b>1,337</b>	<b>1,332</b>
<b>MAJOR INSTALLATION (BASE) TOTAL</b>	<b>140</b>	<b>140</b>
50 States and US Possessions	102	102
Foreign	38	38
<b>MINOR INSTALLATION (STATION) TOTAL</b>	<b>120</b>	<b>122</b>
50 States and US Possessions	107	108
Foreign	13	14
<b>SUPPORT SITE TOTAL</b>	<b>250</b>	<b>257</b>
50 States and US Possessions	130	141
Foreign	120	116
<b>OTHER ACTIVITY TOTAL</b>	<b>827</b>	<b>813</b>
50 States and US Possessions	424	409
Foreign	403	404

Footnote:

1/ Estimated.

OPR: AF/PRPJC, Mrs N Whitehurst, Ext 42129.

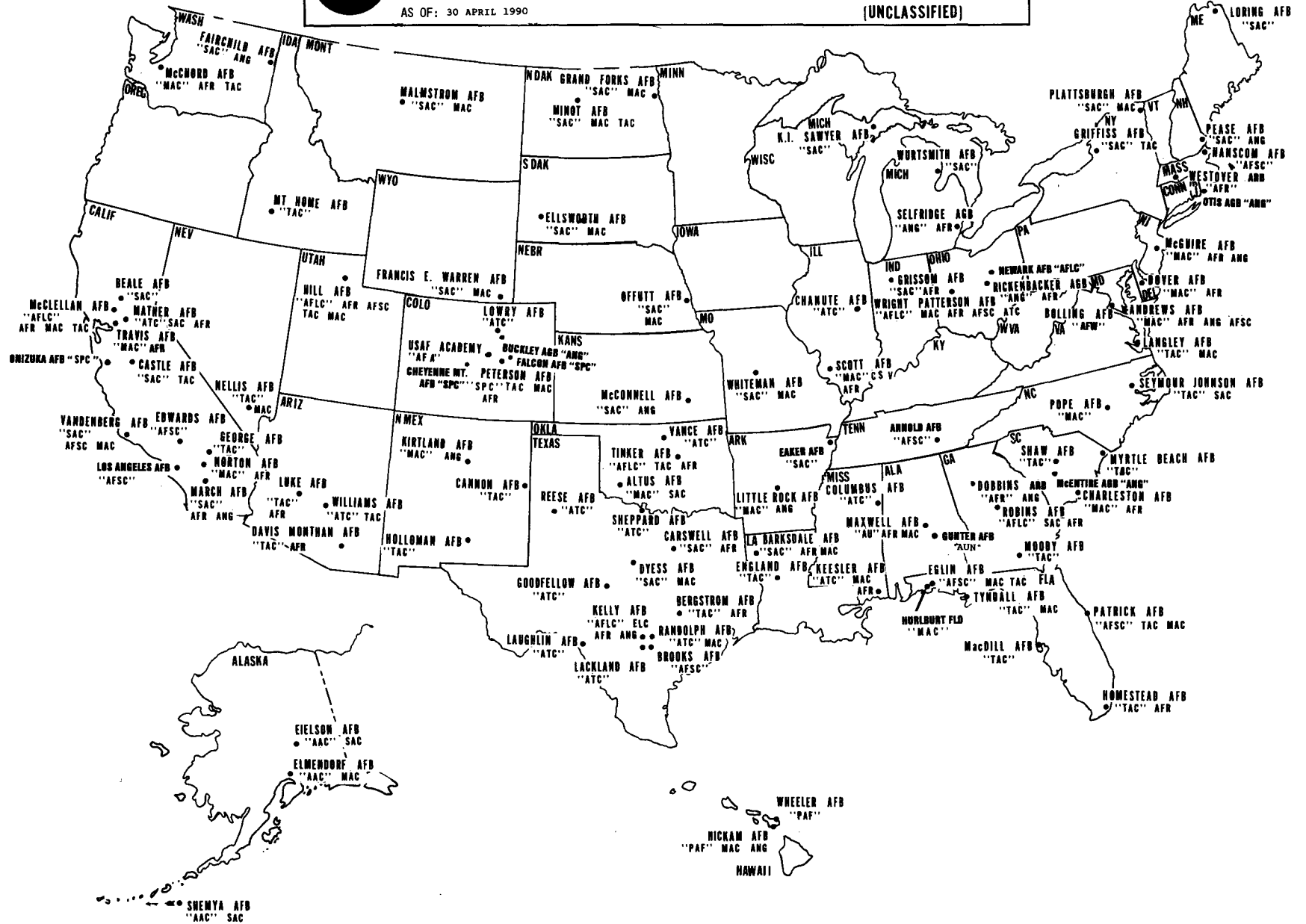
FIGURE E-4



# USAF ACTIVE MAJOR INSTALLATIONS BY "OPERATING COMMAND" & MAJOR TENANT COMMANDS

AS OF: 30 APRIL 1990

(UNCLASSIFIED)



E31



FIGURE E-5



E32

FIGURE E-6

E33

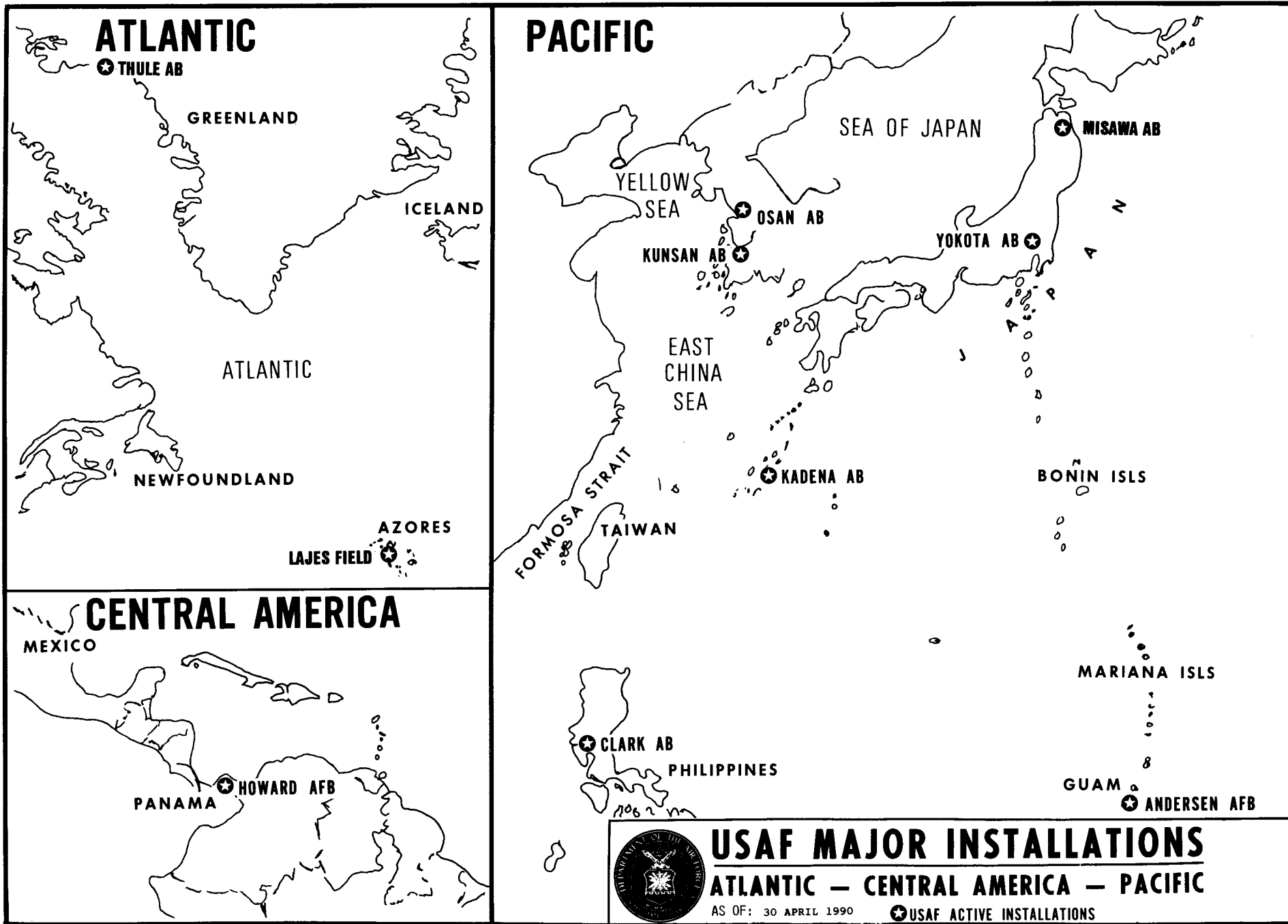


TABLE E-20

AIRCRAFT MISSION CAPABILITY RATES 1/  
(PERCENT)

		FY 85	FY 86	FY 87	FY 88	FY 89
	TOTAL MC 2/	74.7	77.9	80.6	81.2	79.6
	FMC 3/	68.1	71.5	73.5	74.0	71.4
	PMC 4/	6.5	6.3	7.1	7.2	8.2
	TOTAL NMC	25.3	22.1	19.4	18.8	20.4
	NMCM 6/	14.1	13.0	10.8	10.2	10.7
	NMCS 7/	4.9	4.2	4.0	4.0	4.5
	NMCB 8/	6.3	4.9	4.6	4.6	5.2
A-7	TOTAL MC 2/	71.8	69.4	74.9	74.3	65.0
	FMC 3/	64.6	63.4	65.7	63.1	57.6
	PMC 4/	7.1	6.0	9.2	11.2	7.4
	TOTAL NMC	28.2	30.6	25.1	25.7	35.0
	NMCM 6/	16.4	18.0	14.6	14.6	21.1
	NMCS 7/	4.8	5.1	4.2	4.9	4.9
	NMCB 8/	7.0	7.5	6.3	6.2	9.0
A-10	TOTAL MC 2/	82.3	82.6	83.4	86.1	84.4
	FMC 3/	80.2	80.6	81.4	84.3	82.4
	PMC 4/	2.0	1.9	1.9	1.8	2.0
	TOTAL NMC	17.7	17.4	16.6	13.9	15.6
	NMCM 6/	9.5	10.4	8.8	7.8	8.2
	NMCS 7/	4.4	3.7	3.8	2.7	3.6
	NMCB 8/	3.8	3.3	4.0	3.4	3.8
B-52	TOTAL MC 2/	44.2	70.3	79.1	78.9	77.0
	FMC 3/	42.3	69.5	76.6	69.9	63.8
	PMC 4/	1.9	0.7	2.4	9.0	13.2
	TOTAL NMC	55.8	29.7	20.9	21.1	23.0
	NMCM 6/	15.0	12.1	10.7	9.5	9.4
	NMCS 7/	14.0	8.2	4.5	5.1	6.0
	NMCB 8/	26.8	9.4	5.7	6.5	7.6
FB-111	TOTAL MC 2/	51.2	67.4	69.0	77.8	74.9
	FMC 3/	46.1	64.3	64.1	72.4	67.6
	PMC 4/	5.0	3.1	4.9	5.4	7.3
	TOTAL NMC	48.8	32.6	31.0	22.2	25.1
	NMCM 6/	24.5	16.1	19.0	11.5	12.3
	NMCS 7/	7.6	8.0	5.4	5.1	8.0
	NMCB 8/	16.7	8.5	6.6	5.6	4.8
C-5	TOTAL MC 2/	50.7	48.4	61.5	59.9	59.0
	FMC 3/	47.0	44.3	53.4	49.0	44.1
	PMC 4/	3.7	4.1	8.1	10.9	14.9
	TOTAL NMC	49.3	51.6	38.3	40.1	41.0
	NMCM 6/	33.6	34.8	21.4	21.3	20.0
	NMCS 7/	2.6	3.2	7.7	8.3	10.4
	NMCB 8/	13.1	13.6	9.2	10.5	10.6
C-130	TOTAL MC 2/	62.3	63.3	71.2	74.2	74.1
	FMC 3/	42.8	43.4	42.7	51.3	53.0
	PMC 4/	19.5	19.8	28.4	22.9	21.1
	TOTAL NMC	37.7	36.7	28.8	25.8	25.9
	NMCM 6/	21.6	22.0	14.2	12.7	13.3
	NMCS 7/	4.6	4.3	5.0	3.9	3.2
	NMCB 8/	11.5	10.4	9.6	9.2	9.4

TABLE E-20 (CONT'D)

AIRCRAFT MISSION CAPABILITY RATES 1/  
(PERCENT)

		FY 85	FY 86	FY 87	FY 88	FY 89
KC-135A	TOTAL MC 2/	73.6	85.2	89.4	87.9	87.5
	FMC 3/	71.6	84.3	87.4	81.5	76.6
	PMC 4/	1.9	0.9	2.0	6.4	10.9
	TOTAL NMC	26.4	14.8	10.6	12.1	12.5
	NMCM 6/	13.4	6.7	5.2	4.7	5.0
	NMCS 7/	6.5	4.8	3.0	3.6	3.3
	NMCB 8/	6.5	3.3	2.4	3.8	4.2
C-141	TOTAL MC 2/	68.3	70.3	79.2	76.4	78.5
	FMC 3/	54.3	47.4	62.8	61.4	60.4
	PMC 4/	14.0	22.9	16.3	15.0	18.1
	TOTAL NMC	31.7	29.7	20.8	23.6	21.5
	NMCM 6/	25.2	22.5	14.0	15.4	11.9
	NMCS 7/	2.6	2.9	2.8	2.6	2.5
	NMCB 8/	3.9	4.3	4.0	5.6	7.1
F-4	TOTAL MC 2/	72.0	72.6	74.1	76.8	77.0
	FMC 3/	62.8	65.2	67.6	70.5	70.6
	PMC 4/	9.2	7.2	6.4	6.3	6.4
	TOTAL NMC	28.0	27.4	25.9	23.2	23.0
	NMCM 6/	18.0	18.5	17.7	16.2	15.7
	NMCS 7/	4.0	3.6	3.2	2.5	2.5
	NMCB 8/	6.0	5.3	5.0	4.5	4.8
F-5 9/	TOTAL MC 2/	78.4	79.6	78.6	77.4	85.5
	FMC 3/	74.1	76.6	75.6	74.8	84.2
	PMC 4/	4.3	3.0	3.1	2.6	1.3
	TOTAL NMC	21.6	20.4	21.4	22.6	14.5
	NMCM 6/	10.9	9.9	9.6	15.0	8.1
	NMCS 7/	5.5	4.5	6.0	3.5	2.6
	NMCB 8/	5.2	6.0	5.8	4.1	3.8
F-15	TOTAL MC 2/	78.7	79.2	81.9	81.2	79.5
	FMC 3/	77.9	77.7	79.9	79.2	76.4
	PMC 4/	0.9	1.4	1.8	2.0	3.1
	TOTAL NMC	21.3	20.8	18.1	18.8	20.5
	NMCM 6/	12.1	11.2	10.1	10.3	10.8
	NMCS 7/	6.2	6.4	5.0	5.1	5.7
	NMCB 8/	3.0	3.2	3.0	3.4	4.0
F-16	TOTAL MC 2/	82.2	85.4	85.8	86.4	83.3
	FMC 3/	80.5	83.9	83.8	84.3	81.0
	PMC 4/	1.8	1.6	1.9	2.1	2.3
	TOTAL NMC	17.8	14.6	14.2	13.6	16.7
	NMCM 6/	9.5	7.7	7.4	7.1	7.8
	NMCS 7/	6.2	5.5	5.0	4.5	5.9
	NMCB 8/	2.1	1.4	1.8	2.0	3.0
F-106	TOTAL MC 2/	78.8	78.7	82.3	Phased Out During FY 1988	
	FMC 3/	75.2	77.1	80.2		
	PMC 4/	3.5	1.6	1.0		
	TOTAL NMC	21.2	21.3	17.7		
	NMCM 6/	13.6	14.0	10.4		
	NMCS 7/	2.7	1.8	2.4		
	NMCB 8/	4.9	5.5	4.9		

TABLE E-20 (CONT'D)

**AIRCRAFT MISSION CAPABILITY RATES 1/  
(PERCENT)**

		FY 85	FY 86	FY 87	FY 88	FY 89
F-111	TOTAL MC 2/	69.1	69.5	73.8	75.7	72.8
	FMC 3/	62.8	62.8	66.4	70.7	68.3
	PMC 4/	6.3	6.7	7.4	5.0	4.5
	TOTAL NMC	30.9	30.5	26.2	24.3	27.2
	NMCM 6/	20.1	19.7	16.3	15.4	15.8
	NMCS 7/	4.5	4.9	5.2	3.9	4.8
	NMCB 8/	6.3	5.9	4.7	5.0	6.6
E-3	TOTAL MC 2/	82.9	86.7	87.5	88.4	90.7
	FMC 3/	76.1	82.1	83.1	85.1	88.4
	PMC 4/	6.8	4.6	4.4	3.3	2.3
	TOTAL NMC	16.9	13.3	13.3	11.5	9.3
	NMCM 6/	10.7	10.1	10.1	8.5	6.1
	NMCS 7/	3.8	2.1	2.1	2.3	2.6
	NMCB 8/	2.4	1.1	1.1	0.7	0.5
T-37	TOTAL MC 2/	86.3	89.7	89.7	88.2	86.0
	FMC 3/	83.3	86.7	86.7	83.9	78.3
	PMC 4/	3.0	2.9	2.9	4.3	7.7
	TOTAL NMC	13.7	10.3	10.3	11.8	14.0
	NMCM 6/	9.4	6.9	6.9	6.1	8.1
	NMCS 7/	2.1	1.8	1.8	3.2	2.9
	NMCB 8/	2.2	1.6	1.6	2.5	3.0
T-38	TOTAL MC 2/	78.5	82.0	82.0	81.5	80.1
	FMC 3/	73.0	76.0	76.0	75.1	72.6
	PMC 4/	5.4	5.9	5.9	6.4	7.5
	TOTAL NMC	21.5	18.0	18.0	18.5	19.9
	NMCM 6/	10.7	10.6	10.6	8.7	10.3
	NMCS 7/	4.1	3.0	3.0	4.9	4.3
	NMCB 8/	6.7	4.4	4.4	4.9	5.3

Remarks: Total of MC and NMC may not add due to rounding.

## Footnotes:

- 1/ Includes Air National Guard and Air Reserve Forces.  
 2/ MC - Mission Capable.  
 3/ FMC - Fully Mission Capable.  
 4/ PMC - Partially Mission Capable.  
 5/ NMC - Not Mission Capable.  
 6/ NMCM - Not Mission Capable, Maintenance.  
 7/ NMCS - Not Mission Capable, Supply.  
 8/ NMCB - Not Mission Capable, both Maintenance and Supply.  
 9/ To be phased out during FY 1990.  
 OPR: AF/LEYYA, Ms D Hayman, Ext 70294.

TABLE E-21

AIRCRAFT MISHAP AND DESTROY RATES  
PER 100,000 FLYING HOURS 1/

2/	CLASS A MISHAP	FATAL MISHAP	AIRCRAFT DESTROYED
CY 1970	3.0	1.1	2.5
CY 1971	2.5	0.8	1.9
CY 1972	3.0	1.2	2.6
CY 1973	2.4	0.8	2.0
CY 1974	2.9	1.3	2.4
CY 1975	2.8	1.0	2.4
CY 1976	2.8	1.1	2.2
CY 1977	2.8	1.2	2.5
CY 1978	3.2	1.3	2.9
CY 1979	2.9	1.5	2.6
CY 1980	2.6	1.3	2.3
CY 1981	2.4	1.2	2.3
CY 1982	2.3	1.0	2.3
FY 1983	2.0	1.0	2.0
FY 1984	1.5	0.8	1.5
FY 1985	1.8	0.9	1.6
FY 1986	1.5	0.6	1.6
FY 1987	1.6	0.9	1.6
FY 1988	1.6	0.7	1.4
FY 1989	1.6	0.7	1.4

Footnotes:

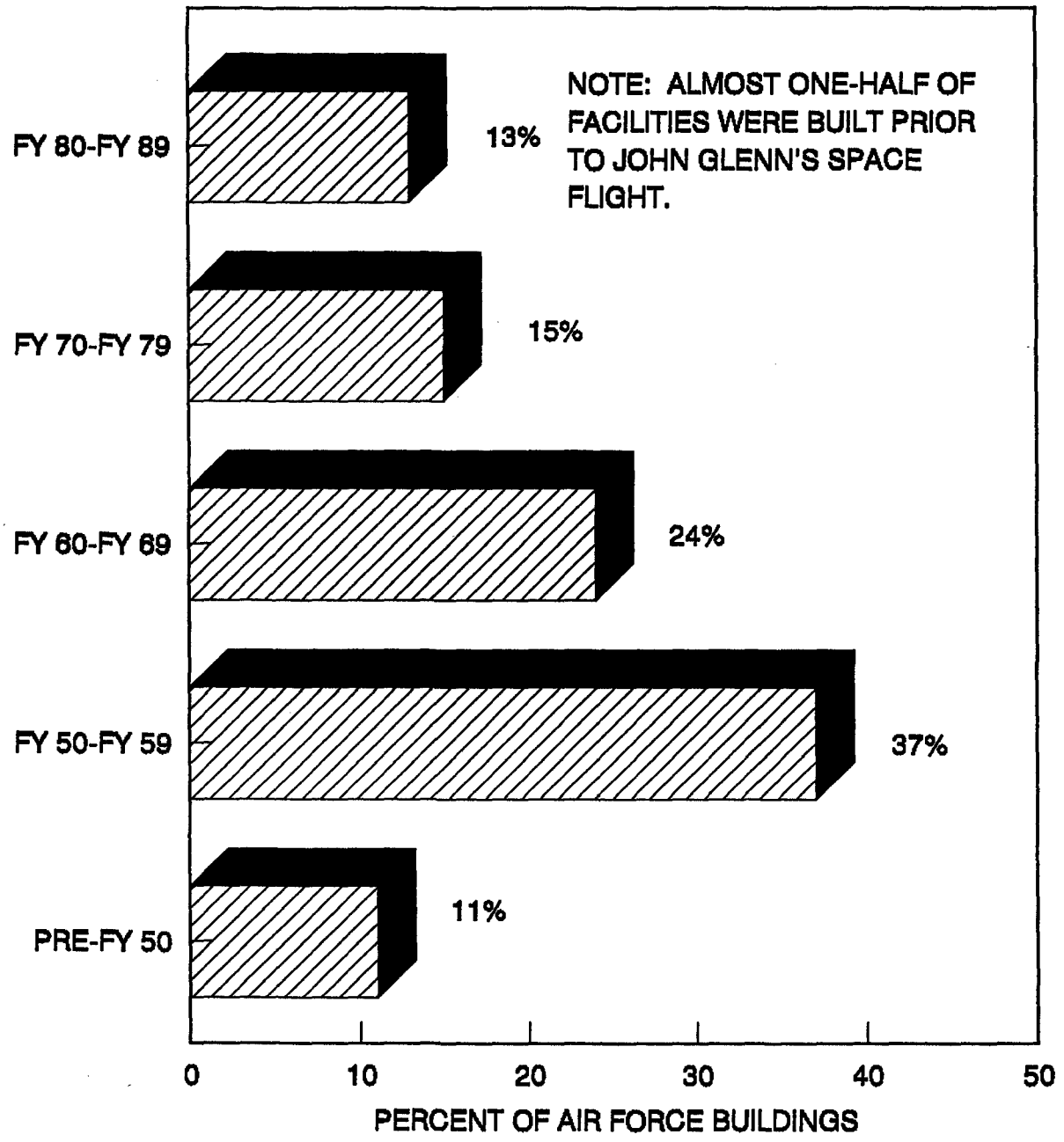
1/ Data are based on major/Class A mishap classification in accordance with AFR 127-4.

2/ Beginning with FY 83, rates on fiscal year vice calendar year basis.

OPR: AFISC/SERD, Lt Col J R Perkins, Norton AFB, San Bernardino, CA. 92409-7001, Autovon 876-7577.

**FIGURE E-7  
DISTRIBUTION OF AIR FORCE BUILDINGS  
BY YEAR OF CONSTRUCTION**

DECADE IN WHICH BUILT



OPR: AF/LEER, MR D R McKINNEY, 202-767-4033.

**TABLE F-1**  
**GNP DEFLATOR; CONSUMER PRICE INDEX-URBAN, CPI(U);**  
**AND PRODUCER PRICE INDEX (PPI) 1/**

FY	PPI	CPI(U) 2/	GNP DEFLATOR
1960	0.268	0.220	0.228
1962	0.268	0.225	0.235
1964	0.268	0.231	0.243
1966	0.278	0.240	0.256
1968	0.286	0.256	0.274
1970	0.307	0.283	0.304
1972	0.330	0.309	0.338
1974	0.417	0.352	0.385
1976 3/	0.506	0.415	0.455
1978	0.582	0.481	0.528
1980	0.737	0.600	0.624
1981	0.813	0.666	0.683
1982	0.843	0.714	0.732
1983	0.855	0.741	0.765
1984	0.873	0.771	0.794
1985	0.875	0.800	0.819
1986	0.855	0.819	0.841
1987	0.865	0.845	0.866
1988	0.897	0.879	0.895
1989 4/	0.939	0.920	0.930
1990 4/	0.968	0.960	0.965
1991 4/	1.000	1.000	1.000

**Footnotes:**

1/ Data Resources, Inc.

2/ The CPI(U) is the Consumer Price Index for all urban consumers. It covers approximately 80% of the civilian population.

3/ Excludes Transition Quarter.

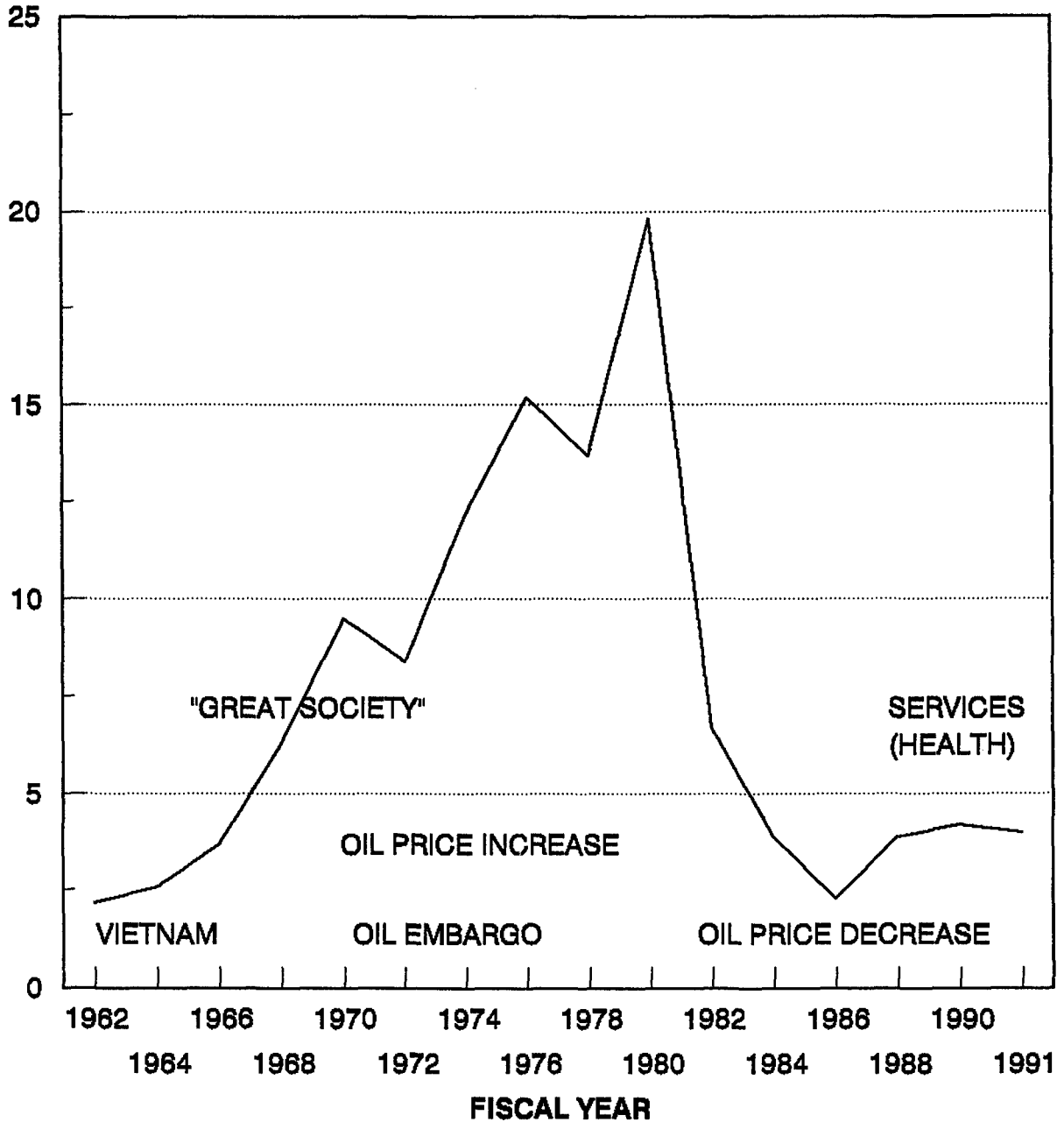
4/ Estimate as of 20 Feb 1990 (DRI).

OPR: SAF/FMCEE, Mr S Connair, Ext 71152.



**FIGURE F-1**  
**CONSUMER PRICE INDEX (URBAN)**  
**ANNUAL PERCENT CHANGE**

**PERCENT**



DATA SOURCE: TABLE A-3

TABLE F-2

AF OFFICIAL RAW INFLATION INDICES BY APPROPRIATION, FY 1950-2000 1/  
FY 1991 BASE YEAR, AS OF 19 JAN 1990

## NON-PAY

FISCAL YEAR	O&M:EXC PAY/FUEL AP 3400	RDT&E AP 3600	MILCON AP 3300	AIRCRAFT/ MISSILE PROC'MT AP 3010/20	OTHER PROC'MT AP 3080	FUEL AP 3400
1950	0.172	0.176	0.172	0.161	0.175	0.305
1951	0.184	0.187	0.183	0.172	0.186	0.334
1952	0.189	0.193	0.189	0.177	0.192	0.323
1953	0.192	0.196	0.192	0.180	0.195	0.327
1954	0.195	0.198	0.195	0.182	0.197	0.321
1955	0.198	0.201	0.197	0.185	0.200	0.342
1956	0.203	0.207	0.203	0.190	0.206	0.356
1957	0.210	0.215	0.210	0.197	0.213	0.383
1958	0.215	0.220	0.215	0.201	0.218	0.387
1959	0.219	0.224	0.219	0.205	0.222	0.397
1960	0.224	0.228	0.224	0.209	0.227	0.393
1961	0.227	0.231	0.226	0.212	0.230	0.401
1962	0.230	0.234	0.239	0.215	0.233	0.397
1963	0.234	0.238	0.234	0.218	0.237	0.398
1964	0.237	0.242	0.237	0.222	0.241	0.399
1965	0.241	0.246	0.241	0.226	0.245	0.404
1966	0.248	0.253	0.248	0.232	0.251	0.417
1967	0.256	0.261	0.256	0.239	0.260	0.432
1968	0.265	0.270	0.265	0.248	0.269	0.447
1969	0.278	0.283	0.277	0.259	0.282	0.461
1970	0.293	0.299	0.293	0.274	0.297	0.479
1971	0.308	0.314	0.301	0.288	0.312	0.501
1972	0.322	0.328	0.322	0.301	0.326	0.520
1973	0.336	0.343	0.336	0.314	0.341	0.542
1974	0.362	0.369	0.362	0.339	0.367	0.574
1975	0.401	0.409	0.401	0.375	0.407	0.660
1976	0.429	0.438	0.429	0.401	0.435	0.709
1977	0.444	0.452	0.443	0.415	0.450	0.738
1978	0.428	0.467	0.458	0.428	0.465	0.768
1979	0.295	0.499	0.489	0.457	0.496	0.822
1980	0.540	0.541	0.536	0.497	0.540	0.960
1981	0.592	0.592	0.592	0.546	0.592	1.716
1982	0.662	0.662	0.662	0.610	0.662	2.032
1983	0.723	0.723	0.723	0.669	0.723	2.000
1984	0.759	0.759	0.759	0.729	0.759	1.796
1985	0.788	0.788	0.788	0.788	0.788	1.630
1986	0.814	0.814	0.814	0.814	0.814	1.560
1987	0.837	0.837	0.837	0.837	0.837	1.219
1988	0.860	0.860	0.860	0.860	0.860	1.119
1989	0.886	0.886	0.886	0.886	0.886	0.935
1990	0.923	0.923	0.923	0.923	0.923	0.936
1990	0.960	0.960	0.960	0.960	0.960	0.843

TABLE F-2 (CONT'D)

AF OFFICIAL RAW INFLATION INDICES BY APPROPRIATION,  
FY 1991 BASE YEAR, AS OF 19 JAN 90 1/

NON-PAY

FISCAL YEAR	O&M:EXC PAY/FUEL AP 3400	RDT&E AP 3600	MILCON AP 3300	AIRCRAFT/ MISSILE PROC'MT AP 3010/20	OTHER PROC'MT AP 3080	FUEL AP 3400
1991	1.000	1.000	1.000	1.000	1.000	1.000
1992	1.040	1.040	1.040	1.040	1.040	1.042
1993	1.078	1.078	1.078	1.078	1.078	1.083
1994	1.115	1.115	1.115	1.115	1.115	1.118
1995	1.150	1.150	1.150	1.150	1.150	1.159
1996	1.185	1.185	1.185	1.185	1.185	1.200
1997	1.220	1.220	1.220	1.220	1.220	1.244
1998	1.260	1.260	1.260	1.260	1.260	1.288
1999	1.299	1.299	1.299	1.299	1.299	1.335
2000	1.339	1.339	1.339	1.339	1.339	1.383

PAY

FISCAL YEAR	MILITARY BASE PAY AP 3500 2/	MILITARY OTHER AP 3500 3/	MILITARY TOTAL AP 3500	MILITARY RETIRE'T AP 3500	CIVILIAN GS/WAGE AP 3400 4/
1950	0.115	0.175	0.121	0.124	0.098
1951	0.120	0.189	0.123	0.200	0.097
1952	0.119	0.189	0.128	0.195	0.104
1953	0.127	0.190	0.134	0.199	0.108
1954	0.127	0.186	0.134	0.185	0.113
1955	0.130	0.192	0.137	0.197	0.120
1956	0.137	0.200	0.145	0.210	0.129
1957	0.134	0.208	0.143	0.218	0.134
1958	0.142	0.228	0.152	0.220	0.151
1959	0.151	0.232	0.161	0.236	0.161
1960	0.153	0.232	0.163	0.234	0.166
1961	0.155	0.236	0.165	0.233	0.179
1962	0.154	0.239	0.164	0.233	0.183
1963	0.155	0.239	0.166	0.231	0.190
1964	0.169	0.248	0.179	0.241	0.199
1965	0.176	0.257	0.186	0.245	0.211
1966	0.188	0.269	0.200	0.256	0.219
1967	0.197	0.288	0.211	0.265	0.228
1968	0.207	0.304	0.223	0.274	0.236
1969	0.224	0.310	0.238	0.289	0.251
1970	0.258	0.321	0.268	0.311	0.281
1971	0.280	0.335	0.288	0.344	0.305
1972	0.327	0.347	0.330	0.366	0.330
1973	0.367	0.364	0.367	0.389	0.349
1974	0.392	0.403	0.394	0.426	0.380

**TABLE F-2 (CONT'D)**

**AF OFFICIAL RAW INFLATION INDICES BY APPROPRIATION,  
FY 1991 BASE YEAR, AS OF 19 JAN 1990 1/**

**PAY**

<b>FISCAL YEAR</b>	<b>MILITARY BASE PAY AP 3500 2/</b>	<b>MILITARY OTHER AP 3500 3/</b>	<b>MILITARY TOTAL AP 3500</b>	<b>MILITARY RETIRE'T AP 3500</b>	<b>CIVILIAN GS/WAGE AP 3400 4/</b>
1975	0.418	0.427	0.419	0.486	0.411
1976	0.439	0.452	0.441	0.540	0.445
1977	0.464	0.476	0.466	0.572	0.485
1978	0.496	0.502	0.497	0.615	0.523
1979	0.526	0.542	0.528	0.666	0.554
1980	0.563	0.582	0.566	0.746	0.592
1981	0.653	0.722	0.662	0.830	0.643
1982	0.742	0.766	0.745	0.884	0.680
1983	0.772	0.798	0.775	0.935	0.711
1984	0.795	0.824	0.798	0.967	0.733
1985	0.827	0.848	0.828	1.001	0.775
1986	0.860	0.868	0.860	1.007	0.782
1987	0.879	0.888	0.880	1.052	0.825
1988	0.899	0.911	0.900	1.060	0.900
1989	0.931	0.942	0.932	1.077	0.931
1990	0.996	0.971	0.966	0.966	0.966
1991	1.000	1.000	1.000	1.000	1.000
1992	1.039	1.034	1.038	1.039	1.039
1993	1.078	1.067	1.077	1.078	1.078
1994	1.115	1.097	1.114	1.115	1.115
1995	1.151	1.126	1.149	1.151	1.151
1996	1.187	1.156	1.184	1.187	1.186
1997	1.223	1.186	1.220	1.223	1.223
1998	1.261	1.218	1.258	1.261	1.261
1999	1.300	1.250	1.296	1.300	1.300
2000	1.341	1.283	1.336	1.341	1.340

**Footnotes:**

1/ Raw indices are used to convert constant dollars in one year to constant dollars in another year. Always use raw indices when dealing with outlays.

2/ Base Pay includes Basic Pay, Reenlistment Bonuses, Separation Payments, FICA, Death Gratuities, Continuation Pay for Physicians and Dentists, BAQ, and several categories of Subsistence Pay.

3/ Other includes Incentive Pay, Proficiency Pay, Interest on Savings, Flight Pay, Optometrist Pay, Enlistment Bonuses, Hostile Fire Pay, Clothing Allowance, Subsistence-in-Kind, Family Separation Pay, Station Allowance Overseas, PCS, and other items.

4/ Civilian Pay covers General Service (GS), General Management (GM), Wage Board, & Foreign Nationals (both direct and indirect hires).

OPR: AF/FMCEE, Mr W Hosey, Ext 71152.

TABLE F-3

AF OFFICIAL WEIGHTED INFLATION INDICES BY APPROPRIATION  
 FY 1950-2000, (FY 1991 BASE YEAR, AS OF 19 JAN 1990)

PROCUREMENT						
FISCAL YEAR	2/ AIRCRAFT SPECIAL AP 3010	AIRCRAFT OTHER AP 3010	2/ MISSILE SPECIAL AP 3020	MISSILE OTHER AP 3020	2/ OTHER PROC'MT SPECIAL AP 3080	OTHER PROC'MT AP 3080
1950	0.174	0.173	0.170	0.172	0.177	0.185
1951	0.178	0.178	0.176	0.177	0.187	0.192
1952	0.181	0.181	0.179	0.180	0.193	0.195
1953	0.183	0.183	0.182	0.183	0.196	0.198
1954	0.188	0.187	0.184	0.187	0.198	0.202
1955	0.194	0.192	0.189	0.191	0.202	0.207
1956	0.199	0.198	0.195	0.197	0.207	0.213
1957	0.203	0.203	0.201	0.202	0.215	0.219
1958	0.207	0.207	0.204	0.206	0.219	0.223
1959	0.211	0.210	0.209	0.210	0.223	0.227
1960	0.213	0.213	0.211	0.213	0.228	0.230
1961	0.217	0.216	0.214	0.216	0.231	0.234
1962	0.220	0.220	0.218	0.219	0.234	0.238
1963	0.224	0.224	0.221	0.223	0.238	0.242
1964	0.229	0.229	0.225	0.228	0.242	0.246
1965	0.236	0.235	0.231	0.234	0.247	0.253
1966	0.244	0.243	0.238	0.242	0.254	0.261
1967	0.254	0.253	0.247	0.252	0.262	0.271
1968	0.267	0.265	0.258	0.263	0.272	0.284
1969	0.281	0.279	0.272	0.277	0.285	0.298
1970	0.295	0.293	0.286	0.291	0.301	0.314
1971	0.308	0.308	0.299	0.306	0.316	0.329
1972	0.328	0.326	0.313	0.323	0.331	0.347
1973	0.358	0.353	0.335	0.348	0.347	0.372
1974	0.389	0.390	0.365	0.379	0.376	0.424
1975	0.416	0.423	0.392	0.411	0.411	0.461
1976	0.444	0.466	0.430	0.455	0.440	0.521
1977	0.479	0.483	0.452	0.477	0.470	0.526
1978	0.523	0.525	0.517	0.511	0.502	0.574
1979	0.536	0.584	0.541	0.564	0.542	0.630
1980	0.549	0.654	0.598	0.643	0.604	0.696
1981	0.627	0.713	0.663	0.706	0.669	0.746
1982	0.672	0.750	0.706	0.755	0.730	0.772
1983	0.736	0.795	0.756	0.800	0.767	0.802
1984	0.792	0.829	0.802	0.834	0.794	0.826
1985	0.818	0.855	0.826	0.854	0.820	0.852
1986	0.841	0.879	0.849	0.886	0.843	0.880
1987	0.864	0.916	0.892	0.920	0.869	0.912
1988	0.892	0.953	0.922	0.957	0.892	0.948
1989	0.929	1.001	0.953	1.006	0.929	0.993
1990	0.967	1.041	0.991	1.045	0.966	1.032

TABLE F-3 (CONT'D)

AF OFFICIAL WEIGHTED INFLATION INDICES BY APPROPRIATION  
 FY 1950-2000, (FY 1991 BASE YEAR, AS OF 19 JAN 1990)

PROCUREMENT						
FISCAL YEAR	2/ AIRCRAFT SPECIAL AP 3010	AIRCRAFT OTHER AP 3010	2/ MISSILE SPECIAL AP 3020	MISSILE OTHER AP 3020	2/ OTHER PROC'MT SPECIAL AP 3080	OTHER PROC'MT AP 3080
1991	1.007	1.079	1.031	1.084	1.007	1.071
1992	1.047	1.116	1.070	1.121	1.046	1.108
1993	1.085	1.152	1.107	1.156	1.084	1.145
1994	1.121	1.188	1.143	1.192	1.121	1.181
1995	1.156	1.225	1.178	1.229	1.156	1.217
1996	1.192	1.263	1.215	1.268	1.192	1.255
1997	1.229	1.302	1.252	1.307	1.228	1.294
1998	1.267	1.342	1.291	1.347	1.267	1.334
1999	1.306	1.384	1.331	1.389	1.306	1.375
2000	1.347	1.427	1.372	1.432	1.346	1.418
NON-PROCUREMENT						
FISCAL YEAR	O&M EXCL PAY/FUEL AP 3400	RDT&E AP 3600	AF MILCON AP 3300	ANG MILCON AP 3830	AFR MILCON AP 3730	BLACK COLUMN
1950	0.174	0.180	0.181	0.181	0.181	-
1951	0.184	0.189	0.188	0.188	0.188	-
1952	0.190	0.194	0.193	0.193	0.193	-
1953	0.193	0.197	0.196	0.196	0.196	-
1954	0.195	0.200	0.199	0.199	0.199	-
1955	0.198	0.204	0.204	0.204	0.204	-
1956	0.204	0.210	0.210	0.210	0.210	-
1957	0.211	0.216	0.215	0.215	0.215	-
1958	0.216	0.221	0.220	0.220	0.220	-
1959	0.220	0.225	0.224	0.224	0.224	-
1960	0.224	0.229	0.227	0.227	0.227	-
1961	0.227	0.232	0.230	0.230	0.230	-
1962	0.230	0.236	0.234	0.234	0.234	-
1963	0.234	0.240	0.238	0.238	0.238	-
1964	0.238	0.244	0.243	0.243	0.243	-
1965	0.242	0.249	0.250	0.250	0.250	-
1966	0.249	0.256	0.258	0.258	0.258	-
1967	0.257	0.265	0.267	0.267	0.267	-
1968	0.267	0.275	0.279	0.279	0.279	-
1969	0.279	0.289	0.294	0.294	0.294	-
1970	0.295	0.304	0.309	0.309	0.309	-
1971	0.310	0.319	0.325	0.325	0.325	-
1972	0.324	0.334	0.342	0.342	0.342	-
1973	0.339	0.353	0.367	0.367	0.367	-
1974	0.368	0.381	0.398	0.398	0.398	-



**TABLE F-3 (CONT'D)**

**AF OFFICIAL WEIGHTED INFLATION INDICES BY APPROPRIATION  
FY 1950-2000, (FY 1991 BASE YEAR, AS OF 19 JAN 1990)**

<b>NON-PROCUREMENT</b>						
<b>FISCAL YEAR</b>	<b>O&amp;M EXCL PAY/FUEL AP 3400</b>	<b>RDT&amp;E AP 3600</b>	<b>AF MILCON AP 3300</b>	<b>ANG MILCON AP 3830</b>	<b>AFR MILCON AP 3730</b>	<b>BLANK COLUMN</b>
1975	0.405	0.417	0.432	0.432	0.432	
1976	0.434	0.453	0.463	0.463	0.463	
1977	0.463	0.480	0.498	0.498	0.498	
1978	0.501	0.520	0.541	0.541	0.541	
1979	0.547	0.562	0.638	0.638	0.638	
1980	0.602	0.625	0.672	0.688	0.665	
1981	0.671	0.691	0.726	0.727	0.719	
1982	0.734	0.739	0.780	0.771	0.770	
1983	0.768	0.773	0.808	0.815	0.794	
1984	0.797	0.804	0.831	0.833	0.823	
1985	0.824	0.829	0.850	0.844	0.848	
1986	0.847	0.851	0.875	0.865	0.868	
1987	0.873	0.877	0.905	0.894	0.898	
1988	0.899	0.908	0.942	0.937	0.934	
1989	0.942	0.947	0.981	0.975	0.974	
1990	0.980	0.986	1.020	1.014	1.014	
1991	1.020	1.026	1.059	1.054	1.053	
1992	1.059	1.065	1.097	1.092	1.091	
1993	1.097	1.102	1.133	1.128	1.127	
1994	1.133	1.138	1.169	1.163	1.163	
1995	1.168	1.173	1.205	1.199	1.199	
1996	1.204	1.210	1.243	1.237	1.236	
1997	1.242	1.247	1.281	1.275	1.274	
1998	1.280	1.286	1.321	1.314	1.314	
1999	1.320	1.326	1.362	1.355	1.354	
2000	1.361	1.367	1.404	1.397	1.396	

**Footnotes:**

1/ Raw indices are used to convert constant dollars in one year to constant dollars in another year. Always use raw indices when dealing with outlays. Use weighted indices to convert constant to then-year dollars and vice versa.

2/ Base Pay includes Basic Pay, Reenlistment Bonuses, Separation Payments, FICA, Death Gratuities, Continuation Pay for Physicians and Dentists, BAQ, and several categories of Subsistence Pay.

3/ Other Expenses includes Incentive Pay, Proficiency Pay, Interest on Savings, Flight Pay, Optometrist Pay, Enlistment Bonuses, Hostile Fire Pay, Clothing Allowance, Subsistence-in-Kind, Family Separation Pay, Station Allowance Overseas, PCS, and other items.

4/ Civilian Pay covers General Service (GS), General Management (GM), Wage Board, & Foreign Nationals (both direct and indirect hires).

OPR: AF/FMCEE, Mr W Hosey, Ext 71152.

TABLE F-4

MILITARY MONTHLY BASIC PAY BY GRADE  
AND YEARS OF SERVICE  
AS OF JAN 1990

YEARS	<2	>2	>3	>4	>6	>8	>10	>12	>14	>16	>18	>20	>22	>26
<b>COMMISSIONED OFFICERS 1/</b>														
0-10 2/	5916	6125	6125	6125	6125	6359	6359	6712	6712	7123	7123	7125	7125	7558
0-9	5243	5381	5495	5495	5495	5635	5635	5870	5870	6359	6359	6712	6712	7123
0-8	4749	4892	5008	5008	5008	5381	5381	5635	5635	5870	6124	6359	6518	6518
0-7	3946	4214	4214	4214	4403	4403	4659	4659	4891	5381	5751	5751	5751	5751
0-6	2925	3214	3424	3424	3424	3424	3424	3424	3540	4100	4310	4403	4659	5053
0-5	2339	2747	2937	2937	2937	2937	3026	3188	3402	3657	3866	3983	4123	4123
0-4	1972	2401	2561	2561	2609	2724	2910	3073	3214	3355	3447	3447	3447	3447
0-3 3/	1832	2049	2190	2423	2539	2630	2773	2910	2981	2981	2981	2981	2981	2981
0-2 3/	1598	1745	2096	2167	2212	2212	2212	2212	2212	2212	2212	2212	2212	2212
0-1 3/	1387	1444	1745	1745	1745	1745	1745	1745	1745	1745	1745	1745	1745	1745
<b>COMMISSIONED OFFICERS WITH OVER 4 YEARS SERVICE AS ENLISTED PERSONNEL</b>														
0-3E	-	-	-	2423	2539	2630	2773	2910	3026	3026	3026	3026	3026	3026
0-2E	-	-	-	2167	2212	2282	2401	2493	2561	2561	2561	2561	2561	2561
0-1E	-	-	-	1745	1864	1933	2003	2073	2167	2167	2167	2167	2167	2167
<b>ENLISTED PERSONNEL</b>														
E-9 4/	-	-	-	-	-	-	2172	2221	2271	2323	2375	2421	2548	2796
E-8	-	-	-	-	-	1821	1873	1923	1972	2025	2071	2122	2247	2497
E-7	1271	1372	1424	1473	1523	1572	1622	1673	1749	1798	1848	1872	1998	2247
E-6	1094	1192	1242	1295	1343	1392	1443	1517	1565	1616	1640	1640	1640	1640
E-5	960	1045	1096	1143	1218	1268	1319	1367	1392	1392	1392	1392	1392	1392
E-4	896	946	1001	1079	1121	1121	1121	1121	1121	1121	1121	1121	1121	1121
E-3	844	890	925	962	962	962	962	962	962	962	962	962	962	962
E-2	812	812	812	812	812	812	812	812	812	812	812	812	812	812
E-1 5/	724	724	724	724	724	724	724	724	724	724	724	724	724	724
E-1 6/	670	-	-	-	-	-	-	-	-	-	-	-	-	-

Footnotes:

- 1/ Basic pay is limited to rate of basic pay for level V of the Executive Schedule, which is \$6516.60 per month.
- 2/ While serving as Chairman or Vice Chairman of the JCS or AF Chief of Staff, basic pay for this grade is \$8340, regardless of cumulative years of service computed under section 205 of Title 37, United States Code.
- 3/ Does not apply to commissioned officers who have been credited with over 4 years enlisted active service.
- 4/ While serving as AF Chief Master Sergeant, basic pay for this grade is \$3398.70, regardless of cumulative years of service computed under section 205 of Title 37, United States Code.
- 5/ Applies to personnel who have served 4 months or more on active duty.
- 6/ Applies to personnel who have served less than 4 months on active duty.

OPR: SAF/FMABB, Mr E D'Ercole, Ext 53106, 4D181.



TABLE F-5 MILITARY MONTHLY BASIC ALLOWANCE FOR QUARTERS & BASIC ALLOWANCE FOR SUBSISTENCE EFFECTIVE 1 JAN 1990			
PAY GRADE	WITHOUT DEPENDANTS		W/DEPENDENTS
	FULL RATE 1/	PARTIAL RATE 2/	
<b>OFFICERS</b>			
O-10	\$635.40	\$50.70	\$781.80
O-9	635.40	50.70	781.80
O-8	635.40	50.70	781.80
O-7	635.40	50.70	781.80
O-6	582.90	39.60	704.40
O-5	561.30	33.00	678.60
O-4	520.20	26.70	598.50
O-3	417.00	22.20	495.30
O-2	330.90	17.70	422.70
O-1	278.40	13.20	377.70
<b>COMMISSIONED OFFICERS WITH OVER 4 YEARS ACTIVE DUTY AS AN ENLISTED MEMBER OR WARRANT OFFICER</b>			
O-3	\$450.00	\$22.20	\$531.90
O-2	382.80	17.70	480.00
O-1	329.10	13.20	443.40
<b>ENLISTED</b>			
E-9	\$385.50	\$18.60	\$508.20
E-8	354.30	15.30	468.30
E-7	302.40	12.00	435.30
E-6	273.60	9.90	402.00
E-5	252.30	8.70	361.50
E-4	219.60	8.10	314.40
E-3	215.70	7.80	292.50
E-2	175.20	7.20	278.40
E-1	155.70	6.90	278.40

BASIC ALLOWANCE FOR SUBSISTENCE		
<b>OFFICERS</b>		<b>\$123.92/MO</b>
<b>ENLISTED, WHEN -</b>	<b>E-1 ONLY 3/</b>	<b>ALL OTHERS</b>
ON LEAVE OR AUTHORIZED TO MESS SEPARATELY	\$5.46/DAY	\$5.91/DAY
RATIONS-IN-KIND ARE NOT AVAILABLE	\$6.16/DAY	\$6.67/DAY
ON DUTY UNDER EMERGENCY CONDITIONS 4/	\$8.17/DAY	\$8.84/DAY

**TABLE F-5 (CONT'D)**

**MILITARY MONTHLY BASIC ALLOWANCE FOR QUARTERS &  
BASIC ALLOWANCE FOR SUBSISTENCE**

*EFFECTIVE 1 JAN 1990*

Footnotes:

1/ Payment of the full rate of basic allowance for quarters at these rates to members of the Uniformed Services without dependents is authorized by 37 USC 403 Part IV, and of Executive Order 11157, as amended.

2/ Payment of the partial rate of basic allowance for quarters at these rates to members of the Uniformed Services without dependents who, under 37 U.S.C. 403(b) or 403(c), are not entitled to the full rate of basic allowance for quarters, is authorized by 37 U.S.C. 1009(c) (2) and Part IV of Executive Order 11157, as amended.

3/ Less than 4 months in service.

4/ Within US (except Alaska & Hawaii), where Government messing facilities are not available.

OPR: SAF/FMABB, CMSgt P Zuckerman, Ext 53106, 4D181.

**TABLE F-6**

**FY 90 MILITARY ANNUAL STANDARD COMPOSITE PAY  
BASED ON FY 1991 BUDGET ESTIMATE, AS OF JANUARY 1990  
(Includes 3.6% Pay Raise Effective Jan 1990)**

GRADE	BASIC PAY	RETIRED PAY 2/ ACCRUAL	BAQ/ VHA	INCENTIVE & SPECIAL PAY	MISC	RATE WITHOUT PCS	PCS	4/ TOTAL
<b>OFFICER</b>								
<b>AVERAGE</b>	33,788	14,833	5,582	3,820	5,917	63,940	2,496	86,436
0-10 1/	77,539	34,039	979	5,818	13,201	131,576	2,496	134,072
0-9 1/	77,526	34,034	670	1,977	9,082	123,289	2,496	125,785
0-8 1/	77,526	34,034	2,231	1,894	6,801	122,486	2,496	124,982
0-7 1/	68,411	30,032	3,990	2,555	8,735	113,723	2,496	116,219
0-6	56,353	24,739	6,949	7,113	8,117	103,271	2,496	105,767
0-5	46,297	20,324	7,867	5,301	7,526	87,315	2,496	89,811
0-4	38,085	16,719	6,777	6,530	6,459	74,570	2,496	77,066
0-3	31,397	13,783	5,234	2,996	5,720	59,130	2,496	61,626
0-2	23,622	10,370	3,724	1,345	4,589	43,650	2,496	46,146
0-1	17,351	7,617	3,292	1,225	3,813	33,298	2,496	35,794
<b>ENLISTED</b>								
<b>AVERAGE</b>	14,713	6,459	2,384	87	4,812	28,455	1,214	29,669
E-9	31,308	13,744	5,109	173	6,692	57,026	1,214	58,240
E-8	25,855	11,350	4,402	183	6,228	48,018	1,214	49,232
E-7	21,893	9,611	3,876	151	5,709	41,240	1,214	42,454
E-6	18,430	8,091	3,291	131	5,297	35,240	1,214	36,454
E-5	15,261	6,700	2,642	98	4,991	29,692	1,214	30,906
E-4	12,608	5,535	1,985	59	4,570	24,757	1,214	25,971
E-3	10,354	4,545	1,367	48	4,129	20,443	1,214	21,657
E-2	9,657	4,239	765	43	4,130	18,834	1,214	20,048
E-1	8,034	3,527	493	27	3,533	15,614	1,214	16,828
<b>CADET</b>								
	6,470	NA	NA	NA	1,948	8,418	2,496	10,914

**AVERAGE ACCESSION PAY RATE 3/**

OFFICER: \$36,916

ENLISTED: \$16,418

Footnotes:

1/ Rates reflect basic pay capped to comply with current ceiling.

2/ 43.9% of basic pay.

3/ An accession rate is the appropriate rate for adding or deleting Air Force manpower.

This is a composite of 0-1 (0.8), 0-2 (0.1), 0-3 (0.1); and E-1 (0.8), E-2 (0.1), & E-3 (0.1).

4/ Totals may not add due to rounding.

OPR: SAF/FMBOP, Ms A J Rodriguez/Maj W Heath, Ext 50036.

**TABLE F-7**

**FY 91 MILITARY ANNUAL STANDARD COMPOSITE PAY  
 BASED ON FY 1991 BUDGET ESTIMATE, AS OF JANUARY 1990  
 (Includes 3.6% Pay Raise Effective Jan 1991)**

GRADE	BASIC PAY	RETIRED PAY 2/ ACCRUAL	BAQ/ VHA	INCENTIVE & SPECIAL PAY	MISC	RATE WITHOUT PCS	PCS	4/ TOTAL
<b>OFFICER</b>								
<b>AVERAGE</b>	35,299	15,249	5,673	4,135	5,958	66,314	2,509	68,823
0-10 1/	78,200	33,782	1,011	6,412	12,311	131,716	2,509	134,225
0-9 1/	78,200	33,782	1,038	2,157	8,538	123,715	2,509	126,224
0-8 1/	78,200	33,782	2,303	2,081	8,550	124,916	2,509	127,425
0-7	69,012	29,813	4,041	2,789	10,065	115,720	2,509	118,229
0-6	58,529	25,285	6,920	7,931	8,315	106,980	2,509	109,489
0-5	48,046	20,756	7,826	5,655	7,537	89,820	2,509	92,329
0-4	39,631	17,121	6,892	7,016	6,465	77,125	2,509	79,634
0-3	32,599	14,065	5,248	3,171	5,743	60,826	2,509	63,335
0-2	24,603	10,395	3,798	1,409	4,443	44,648	2,509	47,157
0-1	18,337	7,922	3,505	1,499	3,843	35,106	2,509	37,615
<b>ENLISTED</b>								
<b>AVERAGE</b>	15,260	6,592	2,412	90	4,617	28,971	1,335	30,306
E-9	32,381	13,989	5,220	176	6,465	58,231	1,335	59,566
E-8	26,729	11,547	4,523	183	5,994	48,976	1,335	50,311
E-7	22,602	9,764	3,952	154	5,503	41,975	1,335	43,310
E-6	19,073	8,240	3,362	132	5,111	35,918	1,335	37,253
E-5	15,812	6,831	2,601	103	4,759	30,106	1,335	31,441
E-4	12,980	5,607	1,984	62	4,359	24,992	1,335	26,327
E-3	10,687	4,617	1,400	50	3,984	20,738	1,335	22,073
E-2	9,989	4,315	789	44	3,840	18,977	1,335	20,312
E-1	8,286	3,580	486	29	3,426	15,807	1,335	17,142
<b>CADET</b>								
	6,698	NA	NA	NA	2,007	8,705	2,509	11,214

**AVERAGE ACCESSION PAY RATE 3/**

OFFICER: \$38,632

ENLISTED: \$16,617

**Footnotes:**

1/ Rates reflect basic pay capped to comply with current ceiling.

2/ 43.2% of basic pay.

3/ An accession rate is the appropriate rate for adding or deleting Air Force manpower.

This is a composite of 0-1 (0.8), 0-2 (0.1), 0-3 (0.1); and E-1 (0.8), E-2 (0.1), and E-3 (0.1).

4/ Totals may not add due to rounding.

OPR: SAF/FMBOP, Ms A J Rodriguez/Maj W Heath, Ext 50036.

**TABLE F-8**

**TRENDS: AF MILITARY STANDARD COMPOSITE PAY BY GRADE 1/  
(Dollars in Thousands)**

	FY 86	FY 87	FY 88	FY 89	FY 90 2/	FY 91 2/
<b>OFFICERS</b>						
General 3/	115.0	121.4	125.2	128.4	134.1	134.2
Lieutenant General 3/	114.6	118.4	122.9	125.6	125.8	126.2
Major General 3/	114.7	117.0	120.0	127.0	124.9	127.4
Brigadier General 3/	104.2	110.2	111.2	112.1	116.2	118.2
Colonel	91.6	96.1	98.5	102.6	105.8	109.5
Lieutenant Colonel	78.6	82.4	84.2	86.1	89.8	92.3
Major	67.8	69.2	72.4	74.7	77.1	79.6
Captain	55.3	56.2	58.5	60.5	61.6	63.3
1st Lieutenant	42.4	44.7	44.9	46.5	46.1	47.2
2nd Lieutenant	32.3	34.7	34.1	35.1	35.8	36.6
<b>ENLISTED</b>						
Chief Master Sergeant	52.5	54.3	56.2	56.6	58.2	59.6
Senior Master Sergeant	44.6	46.0	47.5	47.6	49.2	50.3
Master Sergeant	38.5	39.7	41.0	40.9	42.5	43.3
Technical Sergeant	32.9	33.9	35.2	34.9	36.5	37.3
Staff Sergeant	27.6	28.6	29.8	29.3	30.9	31.4
Sergeant	23.7	24.4	25.4	24.5	26.0	26.3
Airman 1st Class	20.0	20.4	20.9	20.3	21.7	22.1
Airman	18.2	18.5	19.1	18.5	20.0	20.3
Airman Basic	15.6	15.7	16.2	15.5	16.8	17.1
<b>CADET</b>	7.6	7.8	8.1	8.3	10.9	11.2

**Footnotes:**

1/ Includes 49.2% of Basic Pay in Retirement Accrual in FY 86, 52.2% in FY 87, 51.2% in FY 88, 50.2% in FY 89, 43.9% in FY 90 and 43.2% in FY 91.

2/ Estimated.

3/ Rates reflect Basic Pay capped to comply with current ceiling on senior executives.

OPR: SAF/FMBOP, Maj W Heath/Ms A Rodriguez, Ext 50036.

**TABLE F-9**

**RATED PERSONNEL AVERAGE PAY RATES  
BY FLYING STATUS AND ASSIGNED LOCATION  
AS OF JANUARY 1990**

	FY 89		FY 90 1/		FY 91 1/	
	OFFICER	ENLISTED	OFFICER	ENLISTED	OFFICER	ENLISTED
<b>I. TOTAL FORCE</b>						
WORLDWIDE	62,190	27,796	63,940	28,455	66,314	28,972
CONUS ONLY	61,381	27,201	63,112	27,855	65,509	28,444
OVERSEAS ONLY	65,963	29,291	67,851	29,906	70,047	30,187
<b>II. CREWMEMBERS BY FLYING STATUS</b>						
<b>A. WORLDWIDE</b>						
RATED	64,528	-	67,169	-	69,723	-
NONRATED	60,872	29,651	62,091	30,313	64,375	30,828
<b>B. CONUS ONLY</b>						
RATED	63,718	-	66,341	-	68,919	-
NONRATED	60,062	29,062	61,263	29,719	63,571	30,307
<b>C. OVERSEAS ONLY</b>						
RATED	68,301	-	71,080	-	73,456	-
NONRATED	64,645	31,132	66,002	31,750	68,108	32,030

Footnote:

1/ Estimated.

OPR: SAF/FMBOP, Ms A Rodriguez/Maj W Heath, Ext 50036.

**TABLE F-10**

**CIVILIAN PAY SCHEDULE**

**GENERAL SCHEDULE (GS) EMPLOYEES**

STEP	1	2	3	4	5	6	7	8	9	10
<b>A. EFFECTIVE JANUARY 1989:</b>										
GS-1	\$10,213	\$10,555	\$10,894	\$11,233	\$11,573	\$11,773	\$12,108	\$12,445	\$12,461	\$12,780
GS-2	11,484	11,757	12,137	12,461	12,601	12,972	13,343	13,714	14,085	14,456
GS-3	12,531	12,949	13,367	13,785	14,203	14,621	15,039	15,457	15,875	16,293
GS-4	14,067	14,536	15,005	15,474	15,943	16,412	16,881	17,350	17,819	18,288
GS-5	15,738	16,263	16,788	17,313	17,838	18,363	18,888	19,413	19,938	20,463
GS-6	17,542	18,217	18,712	19,297	19,882	20,467	21,052	21,637	22,222	22,807
GS-7	19,493	20,143	20,793	21,443	22,093	22,743	23,393	24,043	24,693	25,343
GS-8	21,590	22,310	23,030	23,750	24,470	25,190	25,910	26,630	27,350	28,070
GS-9	23,846	24,641	25,436	26,231	27,026	27,821	28,616	29,411	30,206	31,001
GS-10	26,261	27,136	28,011	28,886	29,761	30,636	31,511	32,386	33,261	34,136
GS-11	28,852	29,814	30,776	31,738	32,700	33,662	34,624	35,586	36,548	37,510
GS-12	34,580	35,733	36,886	38,039	39,192	40,435	41,498	42,651	43,804	44,957
GS-13	41,121	42,492	43,863	45,234	46,605	47,976	49,347	50,718	52,089	53,460
GS-14	48,592	50,212	51,832	53,452	55,072	56,692	58,312	59,932	61,552	63,172
GS-15	57,158	59,063	60,968	62,873	64,778	66,683	68,588	70,493	72,398	74,303
GS-16 1/	67,038	69,273	71,508	73,743	75,473	76,678	78,869	81,060	82,500	-
GS-17 1/	76,990	79,556	82,122	82,500	83,818	-	-	-	-	-
GS-18 1/	86,682	-	-	-	-	-	-	-	-	-

<b>B. EFFECTIVE JANUARY 1990:</b>										
GS-1	\$10,581	\$10,935	\$11,286	\$11,637	\$11,990	\$12,197	\$12,544	\$12,893	\$12,910	\$13,232
GS-2	11,897	12,180	12,574	12,910	13,053	13,437	13,821	14,205	14,589	14,973
GS-3	12,982	13,415	13,848	14,281	14,714	15,147	15,580	16,013	16,446	16,879
GS-4	14,573	15,059	15,545	16,031	16,517	17,003	17,489	17,975	18,461	18,947
GS-5	16,305	16,849	17,393	17,937	18,481	19,025	19,569	20,113	20,657	21,201
GS-6	18,174	18,780	19,386	19,992	20,598	21,204	21,810	22,416	23,022	23,628
GS-7	20,195	20,868	21,541	22,214	22,887	23,560	24,233	24,906	25,579	26,252
GS-8	22,367	23,113	23,859	24,605	25,351	26,097	26,843	27,589	28,335	29,081
GS-9	24,705	25,529	26,353	27,177	28,001	28,825	29,649	30,473	31,297	32,121
GS-10	27,206	28,113	29,020	29,927	30,834	31,741	32,648	33,555	34,462	35,369
GS-11	29,891	30,887	31,883	32,879	33,875	34,871	35,867	36,863	37,859	38,855
GS-12	35,825	37,019	38,213	39,407	40,601	41,795	42,989	44,183	45,377	46,571
GS-13	42,601	44,021	45,441	46,861	48,281	49,701	51,121	52,541	53,961	55,381
GS-14	50,342	52,020	53,698	55,376	57,054	58,732	60,410	62,088	63,766	65,444
GS-15	59,216	61,190	63,164	65,138	67,112	69,086	71,060	73,034	75,008	76,982
GS-16 1/	69,451	71,766	74,081	76,396	78,190	79,438	81,708	83,978	85,470	-
GS-17 1/	79,762	82,420	85,078	85,470	85,500	-	-	-	-	-
GS-18 1/	86,682	-	-	-	-	-	-	-	-	-

Footnote:

1/ For GS-16, Step 6, and all intervening steps through GS-18, the rate of basic pay payable to employees at these rates is limited to the rate for level V of the Executive Schedule, which would be \$75,500 for the Jan 89 schedule and and \$78,200 for the Jan 90 schedule.

OPR: SAF/FMABB, Mr R H Webb, Ext 72657



**TABLE F-11**

**MILITARY AND CIVILIAN PAY: WEIGHTED AVERAGE 1/  
(THOUSANDS)**

FISCAL YEAR	THEN-YEAR DOLLARS			CONSTANT FY 91 DOLLARS		
	OFFICER	ENLISTED	CIVILIAN	OFFICER	ENLISTED	CIVILIAN
1975	20.2	9.1	15.3	48.2	21.7	37.2
1976	21.4	9.4	16.3	48.5	21.3	36.6
1977	22.8	9.8	17.7	48.9	21.0	36.5
1978	24.2	10.3	19.1	48.7	20.7	36.5
1979	25.4	10.9	20.2	48.1	20.6	36.5
1980	27.8	11.8	21.4	49.1	20.8	36.1
1981	30.5	13.5	23.3	46.1	20.4	36.2
1982	35.0	15.4	24.9	47.0	20.7	36.6
1983	36.3	16.0	25.4	46.8	20.6	35.7
1984	39.9	18.3	26.0	50.0	22.9	35.5
1985	54.0	24.0	27.9	65.2	29.0	36.0
1986	55.4	24.7	27.9	64.4	28.7	35.7
1987	57.2	25.5	29.0	65.0	20.0	35.2
1988	59.4	26.9	30.8	66.0	29.9	34.2
1989	62.1	27.9	32.4	66.6	29.9	34.8
1990 2/	63.9	28.4	34.2	66.1	29.4	35.4
1991 2/	66.3	28.9	35.6	66.3	28.9	35.6

**Footnotes:**

1/ Includes the following factors:

**Military:** Base pay; incentive, special and foreign duty pay; BAQ and subsistence, overseas station allowance; initial clothing allowance; family separation allowance; employer's FICA contribution; variable housing allowance, etc.(excludes PCS). Beginning FY 85, also included military retirement accrual.

**Civilian:** Base pay; overtime pay; holiday pay; night differentials; COLA; Government cost for employee benefits; FICA as applicable; employer's retirement contribution, etc.

2/ Estimated.

OPR: AFCSTC/OSF, Mr W A Jameson, (Commercial) 703-746-5856.



TABLE F-12					
MILITARY & CIVILIAN PAY INCREASE TRENDS					
(PERCENT)					
EFFECTIVE DATE	MILITARY PAY 1/	CIVILIAN PAY 2/	EFFECTIVE DATE	MILITARY PAY 1/	CIVILIAN PAY 2/
Oct 28, 1949	-	4.1%	Nov 14, 1971	13.1%	-
Jul 1, 1951	-	10.0%	Jan 1, 1972	5.5%	5.5%
May 1, 1952	10.9%	-	Jan 1, 1973	5.1%	5.1
Mar 1, 1955	-	7.5%	Oct 1, 1973	4.8%	4.8
Apr 1, 1955	2.8%	-	Oct 1, 1974	5.5%	5.5%
Jan 1, 1958	-	10.0%	Oct 1, 1975	5.0%	5.0%
Jun 1, 1958	6.3%	-	Oct 1, 1976	4.8%	4.8%
Jul 1, 1960	-	7.7%	Oct 1, 1977	7.0%	7.0%
Oct 14, 1962	-	5.5%	Oct 1, 1978	5.5%	5.5%
Oct 1, 1963	8.4%	-	Oct 1, 1979	7.0%	7.0%
Jan 5, 1964	-	4.1%	Oct 1, 1980	11.7%	9.1%
Jul 1, 1964	-	4.2%	Oct 1, 1981	14.3%	4.8%
Sep 1, 1964	1.4%	-	Oct 1, 1982	4.0%	4.0%
Sep 1, 1965	6.4%	-	Jan 1, 1984	4.0%	3.5%
Oct 1, 1965	-	3.6%	Jan 1, 1985	4.0%	3.5%
Jul 1, 1966	2.8%	2.9%	Oct 1, 1985	3.5%	-
Oct 1, 1967	4.5%	4.5%	Jan 1, 1987	3.0%	3.0%
Jul 1, 1968	4.9%	4.9%	Jan 1, 1988	2.0%	2.0%
Jul 1, 1969	9.1%	9.1%	Jan 1, 1989	4.1%	4.1%
Jan 1, 1970	6.0%	6.0%	Jan 1, 1990	3.6%	3.6%
Jan 1, 1971	6.0%	6.0%			

Footnotes:

1/ Includes Basic Pay, Allowance for Subsistence and Basic Allowance for Quarters.

2/ These pay increases apply to GS/GM employees only.

OPR: AFCSTC/OSF, Mr W A Jameson, (Commercial) 703-746-5856.

**TABLE F-13**

**AVIATION FUEL ANNUAL TOTAL AND HOURLY CONSUMPTION AND  
TOTAL AND HOURLY COST RATES**

FY	FH (MIL)	CONSUMPTION		TOTAL COST		AVERAGE \$ / FH	
		TOTAL GALLON (BILLIONS)	AVERAGE PER FLYING HOUR	THEN-YEAR DOLLARS (BILLIONS)	CONSTANT FY 91 DOLLARS (BILLIONS)	THEN-YEAR DOLLARS	CONSTANT FY 91 DOLLARS
1975	3.6	4.03	1,119	1.47	2.23	408	618
1976	3.1	3.65	1,177	1.45	2.04	468	660
1977	3.2	3.65	1,140	1.58	2.06	494	643
1978	3.1	3.61	1,165	1.53	1.86	494	601
1979	3.2	3.61	1,128	1.59	1.67	497	523
1980	3.1	3.61	1,164	3.75	2.18	1210	705
1981	3.2	3.70	1,156	4.34	2.14	1356	667
1982	3.3	3.86	1,170	5.00	2.50	1515	757
1983	3.4	3.74	1,100	4.40	2.45	1294	720
1984	3.4	3.75	1,102	3.80	2.33	1118	686
1985	3.5	3.74	1,068	3.74	2.40	1069	685
1986	3.5	3.92	1,120	3.14	2.58	897	736
1987	3.5	4.00	1,142	2.96	2.64	846	756
1988	3.3	3.78	1,145	2.32	2.48	703	752
1989	3.4	4.03	1,185	2.46	2.65	724	774

Footnote:

1/ USAF Raw Inflation Indices used to calculate constant dollars.

OPR: SAF/FMBOM, Mr John Uperti, Ext 43801.



**TABLE X-1**

**KEY PERSONNEL, DEPARTMENT OF THE AIR FORCE 1/  
(As of 1 May 1990, Unless Otherwise Noted)**

**THE SECRETARIAT**

**OFFICE OF THE SECRETARY**

<b>The Secretary</b>	Honorable D B Rice
<b>Military Assistant to the Secretary</b>	Col D W Mclivoy

**OFFICE OF THE UNDER SECRETARY**

<b>The Under Secretary</b>	Honorable A N Foreman
<b>Deputy Under Secretary (International Affairs)</b>	Ms E J Keefer

**OFFICE OF SMALL & DISADVANTAGED BUSINESS UTILIZATION**

<b>The Director</b>	Mr A J DeLuca
---------------------	---------------

**OFF OF THE ASST SECTY (MANPOWER, RESERVE AFFAIRS, INSTALLATIONS & ENVIRON'T)**

<b>The Assistant Secretary</b>	Honorable J G Cooper
<b>Principal Deputy Assistant Secretary</b>	Ms J A Miller
<b>Deputy Assistant Secretary (Manpower &amp; Personnel)</b>	Vacant
<b>Deputy Assistant Secretary (Reserve Affairs)</b>	Vacant
<b>Deputy Assistant Secretary (Installations)</b>	Mr J F Boatright
<b>Deputy Assistant Secretary (Readiness Support)</b>	Vacant
<b>Dep Asst Secty (Environ, Safety &amp; Occupational Health)</b>	Mr G D Vest
<b>Deputy for AF Review Boards</b>	Mr J G Lineberger
<b>Director for Equal Opportunity</b>	Vacant
<b>Director, AF Personnel Council</b>	Brig Gen E P Hinman III
<b>Exec Dir (AF Board for Correction of Mil Records)</b>	Mr C B Braswell
<b>Director (AF Civ Appellate Review Agency)</b>	Mr M McGuire

**OFF OF THE ASST SECTY (FINANCIAL MGMT & COMPTROLLER)**

<b>The Assistant Secretary</b>	Honorable M B Donley
<b>Management Systems Deputy</b>	Mr E A Fitzgerald
<b>Principal Deputy Asst Secretary (Resource Mgmt)</b>	Lt Gen L W Smith II
<b>Deputy Assistant Secretary (Budget)</b>	Maj Gen G W Larson, Jr
<b>Deputy for Budget</b>	Mr J W Beach
<b>Director (Budget Operations)</b>	Brig Gen J L Finan
<b>Deputy Director (Budget Operations)</b>	Ms K B Sparks
<b>Director (Budget Mgmt &amp; Execution)</b>	Col J A Campione
<b>Director (Budget Investment)</b>	Mr R D Stuart
<b>Assistant for Budget Enactment</b>	Col J P Crumley, Jr
<b>Principal Deputy Assistant Secretary (Financial Mgmt)</b>	Mr C R Hovell
<b>Deputy Assistantt Secretary (Plans, Systems, &amp; Analysis)</b>	Mr J J Nethery
<b>Director (Policy Development &amp; Analysis)</b>	Col J M Scheimer
<b>Director (Comptroller Support)</b>	Col J M Franco
<b>Director (Technology &amp; Plans)</b>	Mr D W Hinton
<b>Deputy Assistant Secretary (Cost &amp; Economics)</b>	Mr L T Baseman
<b>Deputy for Cost Analysis</b>	Col R S Bowen
<b>Deputy for Economics &amp; Business Management</b>	Col R T Reston
<b>Commander, Air Force Cost Center</b>	Col R S Bowen
<b>Deputy Assistant Secretary (Acct'g, Finance &amp; Banking)</b>	Mr G W Amlin (Acting)
<b>Deputy for Policy &amp; Banking</b>	Mr G W Amlin
<b>Commander, Accounting &amp; Finance Center</b>	Maj Gen C D Metcalf
<b>Deputy for Fiscal Control</b>	Mr R W Zook

**TABLE X-1 (CONT'D)**

**KEY PERSONNEL, DEPARTMENT OF THE AIR FORCE 1/  
(As of 1 May 1990, Unless Otherwise Noted)**

<b>OFFICE OF THE ASSISTANT SECRETARY (ACQUISITION)</b>	
The Assistant Secretary	Honorable J J Welch, Jr
Principal Deputy Assistant Secretary	Lt Gen T R Ferguson
Deputy Asst Sect'y (Acq Mgt & Policy)	Mr D S Rak
Asst Deputy Asst Sect'y (Acq Mgt & Policy)	Maj Gen R D Eaglet
Deputy Assistant Secretary (Logistics)	Mr L K Moseman II
AF Competition Advocate	Mr B A Kansal (Acting)
Director (Contracting & Mfg Policy)	Maj Gen J D Silinkard
Director (Special Programs)	Brig Gen (S) S E Cranston
Director (Tactical Programs)	Maj Gen J E Jaquish
Director (Strategic, SOF & Airlift Programs)	Maj Gen S B Croker
Director (Avionics & Electronic Combat Programs)	Brig Gen N E Loy
Director (Test & Evaluation)	Mr C G Jones
Director (Space & SDI Programs)	Maj Gen T S Moorman, Jr
Director (Program Planning & Integration)	Brig Gen S P Condon
Director (Science & Technology)	Brig Gen S P Condon
<b>AIR FORCE PROGRAM EXECUTIVE OFFICE ORGANIZATION</b>	
Air Force Acquisition Executive	Honorable J J Welch Jr
AFPEO for Strategic Programs	Brig Gen J K Glenn
AFPEO for Information Systems	Vacant
AFPEO for Tactical & Airlift Programs	Maj Gen E P Barry, Jr
AFPEO for Space Programs	Brig Gen G A Schnelzer
AFPEO for C3 Programs	Maj Gen E B Nelson
AFPEO for Tactical Strike Programs	Brig Gen S M McElroy
<b>OFFICE OF THE ASSISTANT SECRETARY (SPACE)</b>	
The Assistant Secretary	Honorable M C Faga
Principal Deputy Assistant Secretary	Mr J D Hill
Deputy Assistant Secretary (Space Plans & Policy)	Mr R M McCormick
Director (Space Programs)	Brig Gen D R Walker
<b>OFFICE OF THE GENERAL COUNSEL</b>	
The General Counsel	Ms A C Petersen
<b>OFFICE OF THE INSPECTOR GENERAL</b>	
The Inspector General	Lt Gen B C Hosmer
Deputy Inspector General	Maj Gen J K Stapleton
<b>OFFICE OF THE ADMINISTRATIVE ASSISTANT TO THE SECRETARY</b>	
The Administrative Assistant	Mr R J McCormick
<b>OFFICE OF THE AUDITOR GENERAL</b>	
The Auditor General	Mr J W Boddie
Deputy Auditor General	Brig G E Hahn
<b>OFFICE OF LEGISLATIVE LIAISON</b>	
The Director	Maj Gen B R Moore
Deputy Director	Brig Gen B M Dula
<b>OFFICE OF PUBLIC AFFAIRS</b>	
The Director	Brig Gen (S) H E Robertson

**TABLE X-1 (CONT'D)**

**KEY PERSONNEL, DEPARTMENT OF THE AIR FORCE 1/  
(As of 1 May 1990, Unless Otherwise Noted)**

**US AIR FORCE GENERAL STAFF**

**OFFICE OF THE CHIEF OF STAFF**

The Chief of Staff	Gen L D Welch
Vice Chief of Staff	Gen M W Hatch, Jr
Asst Vice Chief of Staff	Lt Gen C R Smith
Chief Master Sergeant of the Air Force	CMSgt J C Binnicker
Chief Scientist	Dr R W Selden
Chairman, USAF Scientific Advisory Board	Dr R W Lucky
Chief of Chaplains	Maj Gen J P McDonough
Deputy Chief of Chaplains	Brig Gen D J Harlin
Deputy Chief of Staff (Logistics & Engineering)	Lt Gen H Viccello Jr
Deputy Chief of Staff (Personnel)	Lt Gen T J Hickey
Deputy Chief of Staff (Plans & Operations)	Lt Gen J V Adams
Deputy Chief of Staff (Programs & Resources)	Lt Gen R L Rutherford
Assistant Chief of Staff (Sys for C3 & Computers)	Maj Gen (S) A J Edmonds
Assistant Chief of Staff (Intelligence)	Maj Gen C N Wood
Assistant Chief of Staff (Studies & Analysis)	Maj Gen J R Clapper, Jr
Chief, AF History	Dr R H Kohn

**OFFICE OF THE NATIONAL GUARD BUREAU (ARMY & AIR FORCE)**

The Chief, National Guard Bureau	Lt Gen J B Conaway (USA)
Vice Chief, National Guard Bureau	Vacant
Director, Air National Guard	Maj Gen P G Killey

**OFFICE OF THE AIR FORCE RESERVE**

The Chief, Air Force Reserve	Maj Gen Roger P Scheer
Deputy to the Chief	Brig Gen John J Closner III

**OFFICE OF SPECIAL INVESTIGATIONS**

The Commander	Brig Gen F R Dillon
---------------	---------------------

**UNITED STATES AIR FORCE SPECIAL STAFF**

**OFFICE OF THE JUDGE ADVOCATE GENERAL**

The Judge Advocate General	Maj Gen K E Nelson
Deputy Judge Advocate General	Maj Gen D C Morehouse

**OFFICE OF THE SURGEON GENERAL**

The Surgeon General	Lt Gen M B Miller
The Deputy Surgeon General	Maj Gen J G Sanders

**MAJOR COMMAND**

**AIR FORCE COMMUNICATIONS COMMAND**

The Commander	Maj Gen R H Ludwig
AFCC Engineering Installation Div	Col R L Hayes
Air Training Communications Div	Col J P Huggins

**TABLE X-1 (CONT'D)**

**KEY PERSONNEL, DEPARTMENT OF THE AIR FORCE 1/  
(As of 1 May 1990, Unless Otherwise Noted)**

**MAJOR COMMAND (CONT'D)**

**AIR FORCE COMMUNICATIONS COMMAND (CONT'D)**

European Communications Div	Col K Key
Logistics Communications Div	Col J Whittaker
Pacific Communications Div	Col V Majkowski
Research & Acquisition Communications Div	Col P G Patton
Space Communications Div	Col M J Ondrasek
Strategic Communications Div	Brig Gen S L Dilda
Tactical Communications Div	Brig Gen (S) B J Bohn
Standard Systems Center	Col A D Schumaker
1800 Communications Wing	Col J W Graves
1931 Communications Wing	Col R L Paxson
Airlift Communications Div	Col S E Kelley
Computer Systems Div	Brig Gen L J Weber

**AIR FORCE LOGISTICS COMMAND**

The Commander	General C C McDonald
Aerospace Guidance & Metrology Ctr	Col D B Flournoy
Aerospace Maintenance & Regeneration Ctr	Col L P Jones
AF Contract Law Center	Brig Gen N Sklute
AF Acquisition Logistics Ctr	Brig Gen L E Curtis III
AFLC Cataloging & Standardization Ctr	Col J H O'Neill
AFLC Inspection Safety Center	Col L R Powell
AFLC International Logistics Ctr	Brig Gen O K Habedank
AFLC Logistics Management Systems Ctr	Brig Gen J F Phillips
AFLC Logistics Operations Ctr	Maj Gen (S) W P Hallin
AFLC Support Center, Europe	Col W R Peacock
Ogden Air Logistics Ctr	Maj Gen J W Hopp
Oklahoma City Air Logistics Ctr	Maj Gen J K Splers
Sacramento Air Logistics Ctr	Maj Gen T A Hammond
San Antonio Air Logistics Ctr	Maj Gen R D Smith
Warner Robins Air Logistics Ctr	Maj Gen R F Gillis
Wright-Patterson Contracting Center	Col C A Cunningham
USAF Medical Ctr, Wright-Patterson	Col J A Anderson
USAF Museum	Mr R L Uppstrom
2750 Air Base Wing	Col D P Tewell

**ALASKAN AIR COMMAND**

The Commander	Lt Gen T G McInerney
21st Tactical Fighter Wing	Col D J Creighton
343rd Tactical Fighter Wing	Col D G Dingee

**AIR FORCE SYSTEMS COMMAND**

The Commander	General R W Yates
Aeronautical Systems Div	Lt Gen J M Loh
Electronic Systems Div	Lt Gen G E Fornell
Space Systems Div	Lt Gen D L Cromer



**TABLE X-1 (CONT'D)**

**KEY PERSONNEL, DEPARTMENT OF THE AIR FORCE 1/  
(As of 1 May 1990, Unless Otherwise Noted)**

**MAJOR COMMAND (CONT'D)**

**AIR FORCE SYSTEMS COMMAND (CONT'D)**

Space & Missile Test Organization	Brig Gen T W Honeywill
Human Systems Div	Maj Gen F F Doppelt
AF Contract Management Div	Col K G Miller (BG, Sel)
Munitions Systems Div	Maj Gen (S) K E Staten
Foreign Technology Div	Col F C Gideon Jr
AF Flight Test Ctr	Maj Gen J P Schoeppner, Jr
Arnold Engineering Development Ctr	Col R H Roellig
Ballistic Systems Div	Brig Gen (S) R G Tourino
National Aerospace Plane Joint Program Office	Mr R T Barthelemy

**AIR TRAINING COMMAND**

The Commander	Lt Gen R C Oaks
AF Reserve Officers Training Corps	Brig Gen J T Eills
AF Military Training Ctr	Maj Gen L N Tibbetts
Chanute Technical Training Ctr	Maj Gen L E Day
Goodfellow Technical Training Ctr	Col C R Edwards
Keesler Technical Training Ctr	Maj Gen P A Harvey
Lowry Technical Training Ctr	Maj Gen D C Tabor
Sheppard Technical Training Ctr	Maj Gen M A Nelson
San Antonio Real Property Maint Agency	Col L P Zych
USAF Recruiting Service	Brig Gen J J Salvadore
Officer Training School	Col D Piper
Community College of the Air Force	Col R A Gregory
12th Flying Training Wing	Col R K Morrow
14th Flying Training Wing	Col J A Higham
47th Flying Training Wing	Col W Grosvenor
64th Flying Training Wing	Col M S Sams Jr
71st Flying Training Wing	Col L W Newton
80th Flying Training Wing	Col W B Mitchell
82nd Flying Training Wing	Col B Stecklein
323rd Flying Training Wing	Col J R Morrison Jr
3636th Combat Crew Training Wing (Survival)	Col G S Venanzi

**AIR UNIVERSITY (AU)**

The Commander	Lt Gen C G Boyd
Air War College	Maj Gen D C Reed
Air Command & Staff College	Maj Gen (S) C D Link
AF Institute of Technology	Brig Gen S R Boyd
AF Chaplain School	Col A A Hockaday
AU Ctr for Aero Doctrine, Research & Education	Col S J Wise
AU Library	Mr R N Lane
Civil Air Patrol (USAF)	Col J M Nail
Extension Course Institute	Col F H Frost II



**TABLE X-1 (CONT'D)**

**KEY PERSONNEL, DEPARTMENT OF THE AIR FORCE 1/  
(As of 1 May 1990, Unless Otherwise Noted)**

**MAJOR COMMAND (CONT'D)**

**AIR UNIVERSITY (CONT'D)**

Ctr for Professional Development	Col G A Kendrick
AF Logistics Management Ctr	Col R G Stafford
Squadron Officers School	Brig Gen C C Clark Jr
USAF Regional Hospital, Maxwell	Col R Jones
USAF Senior NCO Academy	CMSgt F T Guidas Jr
3800th Air Base Wing	Col D J Vogl

**ELECTRONIC SECURITY COMMAND**

The Commander	Maj Gen G W O'Shaughnessy
Electronic Security Division, Europe	Col P M Murphy
Electronic Security Division, Pacific	Col R S Andress
Electronic Security Division, Continental	Col J P Burchfield
AF Electronic Warfare Center	Col S S Peacock
AF Cryptologic Support Center	Col R L Reavis
6940th Electronic Security Wing	Col J L Bowers

**MILITARY AIRLIFT COMMAND**

The Commander	General Hansford T Johnson
21st Air Force	Maj Gen D A Logeals
322nd Airlift Div	Brig Gen (S) J L Hobson, Jr
22nd Air Force	Maj Gen R J Trzaskoma
834th Airlift Division	Brig Gen J F Hinkel
23rd Air Force	Maj Gen T E Eggers
Aerospace Audiovisual Service	Col T E Diamond
Air Weather Service	Brig Gen J J Kelly Jr
USAF Airlift Ctr	Col T A Linn
USAF Medical Center, Scott	Col P K Carlton Jr

**PACIFIC AIR FORCES**

The Commander	General Merrill A McPeak
5th Air Force	Lt Gen J B Davis
7th Air Force	Lt Gen T A Baker
13th Air Force	Maj Gen (S) W A Studer
15th Air Base Wing	Col D A Lyon

**AIR FORCE SPACE COMMAND**

The Commander	Lt Gen D J Kutyna
3rd Space Wing	Brig Gen (S) J R Morrell

**STRATEGIC AIR COMMAND**

The Commander	General John T Chain Jr
1st Strategic Aerospace Div	Maj Gen A D Jameson
8th Air Force	Lt Gen E G Shuler Jr

**TABLE X-1 (CONT'D)**

**KEY PERSONNEL, DEPARTMENT OF THE AIR FORCE 1/  
(As of 1 May 1990, Unless Otherwise Noted)**

**MAJOR COMMAND (CONT'D)**

**STRATEGIC AIR COMMAND (CONT'D)**

7th Air Div	Brig Gen L R Astorino
40th Air Div	Brig Gen T E Rinebarger
42nd Air Div	Brig Gen P P Caruana
15th Air Force	Lt Gen R A Burpee
3rd Air Div	Maj Gen (S) D J Pederson
12th Air Div	Maj Gen (S) R M Marquette Jr
14th Air Div	Brig Gen L A Mitchell
57th Air Div	Brig Gen R E Linhard

**TACTICAL AIR COMMAND**

<b>The Commander</b>	<b>General Robert D Russ</b>
1st Air Force	Maj Gen R A Plerson
24th Air Div	Maj Gen L P Brown Jr
25th Air Div	Maj Gen J G Andrus
Air Forces, Iceland	Col W T Hobbins
USAF Air Defense Weapons Ctr	Maj Gen R M Pascoe
9th Air Force	Lt Gen C A Horner
12th Air Force	Lt Gen P T Kempf
831st Air Div	Brig Gen (S) R C Bethurem
832nd Air Div	Brig Gen D J Sherlock
833rd Air Div	Brig Gen T E Harrell
836th Air Div	Maj Gen R F Swarts
28th Air Div	Brig Gen W J Ball
USAF Tactical Air Warfare Ctr	Maj Gen J A Corder
USAF Tactical Fighter Weapons Ctr	Maj Gen B G McCoy

**UNITED STATES AIR FORCES IN EUROPE**

<b>The Commander</b>	<b>General Michael J Dugan</b>
3rd Air Force	Maj Gen M A Anderson
16th Air Force	Maj Gen G A Daniel
The United States Logistics Group	Maj Gen W J Grove Jr
17th Air Force	Maj Gen J E Chambers
65th Air Div	Brig Gen G A Proffitt II
316th Air Div	Brig Gen L E Boese

**SEPARATE OPERATING AGENCIES**

AF Accounting & Finance Ctr	Maj Gen C D Metcalf
AF Audit Agency	Brig Gen G E Hahn
AF Commissary Service	Maj Gen M G Alkire
AF Engineering & Services Ctr	Col R G Kennington
AF Inspection & Safety Ctr	Maj Gen A K Davidson
AF Intelligence Agency	Brig Gen B J Bingham
AF Legal Services Ctr	Maj Gen K E Nelson

**TABLE X-1 (CONT'D)**

**KEY PERSONNEL, DEPARTMENT OF THE AIR FORCE 1/  
(As of 1 May 1990, Unless Otherwise Noted)**

**SEPARATE OPERATING AGENCIES (CONT'D)**

AF Management Engineering Agency	Col R W Blake
AF Military Personnel Ctr	Maj Gen B J Boles
AF Office of Medical Support	Col R M Kimball
AF Office of Security Police	Brig Gen F K Martin
AF Office of Special Investigations	Brig Gen F R Dillon
AF Operation Test & Evaluation Group	Maj Gen P D Robinson
AF Reserve Personnel Ctr	Col J C Ramsey Jr
AF Service Information & News Ctr	Col P F Heye

**AIR FORCE RESERVE**

The Commander	Maj Gen R P Sheer
4th Air Force	Brig Gen J E Sheppard
302 Tactical Airlift Wing	Col R J Winner
349th Military Airlift Wing (Associate)	Brig Gen (S) W W Whaley
403rd Tactical Airlift Wing	Brig Gen J L Campbell
433rd Military Airlift Wing	Col M J Quarnaccio
440th Tactical Airlift Wing	Col T G Whitnell
10th Air Force	Brig Gen R A McIntosh
301st Tactical Fighter Wing	Brig Gen (S) W H Lawson
419th Tactical Fighter Wing	Brig Gen F S Winebarger
434th Air Refueling Wing	Brig Gen (S) J F Harvey
442nd Tactical Fighter Wing	Vacant
452nd Air Refueling Wing	Col M J Peters
482nd Tactical Fighter Wing	Brig Gen (S) D R Smith
917th Tactical Fighter Wing	Brig Gen (S) W D Tracy
14th Air Force	Maj Gen (S) D R Baumler
94th Tactical Airlift Wing	Col J W Blair Jr
439th Tactical Airlift Wing	Brig Gen F D Walker
459th Military Airlift Wing	Brig Gen L C Bates
514th Military Airlift Wing (Associate)	Col J D Copenhaver

**DIRECT REPORTING UNITS**

AF Combat Operations Staff	Brig Gen M S Ervin
AF Cost Center	Col R S Bowen
AF District of Washington	Maj Gen (S) R R Rohatsch Jr
AF Technical Applications Center	Col J J Jaynes
Air National Guard Support Ctr	Maj Gen P G Killey
USAF Academy	Lt Gen C R Hamm
USAF Historical Research Ctr	Mr L H Cornett Jr

**OFFICE OF THE SECRETARY OF DEFENSE**

Senior Military Assistant to SECDEF	R Adm (L) W A Owens
Director, Defense Mapping Agency	Maj Gen R F Durkin
Director, Defense Intelligence Agency	Lt Gen H E Soyster
Director, SDI Organization	Lt Gen G L Monahan Jr

**TABLE X-1 (CONT'D)**

**KEY PERSONNEL, DEPARTMENT OF THE AIR FORCE 1/  
(As of 1 May 1990, Unless Otherwise Noted)**

**Footnote:**

1/ Inclusion or exclusion of a position from this roster has no official bearing on the incumbent's, or his or her unit's relative importance to the mission of the US Air Force. For a more detailed listing of positions within the Air Force, consult "The US Air Force Roster of Key Personnel," prepared by AFMPC/DPMDSI5, Randolph AFB, TX 78150-6001.

**OPR:**

**Military (Active) Generals:** AF/DPG, Sgt F A Turincs, Ext 44677, Rm 4E212.

**Military (Active) Colonels:** AFMPC/DPMO, Maj Skaer/Ms C Brown, AUTOVON 487-6195.

**Military (Reserve):** AF/REPS, Capt V Monti/MSgt S R Ayala, Ext 59752, Rm BF655.

**Civilian:** SAF/AAA, Ms K L Peyton, Ext 71162, Rm 4C882.

**TABLE X-2**

**KEY CONGRESSIONAL COMMITTEE MEMBERS**  
(Current as of Apr 6, 1990)

**SENATE APPROPRIATIONS COMMITTEE**

**DEMOCRATS**

Byrd, Robert C. (WV) Chmn.  
Inouye, Daniel K. (HI)  
Hollings, Ernest F. (SC)  
Johnston, J. Bennett, Jr. (LA)  
Burdick, Quentin N. (ND)  
Leahy, Patrick J. (VT)  
Sasser, James R. (TN)  
DeConcini, Dennis (AZ)

Bumpers, Dale (AR)  
Lautenberg, Frank (NJ)  
Harkin, Tom (IA)  
Mikulski, Barbara (MD)  
Reid, Harry (NV)  
Adams, Brock (WA)  
Fowler, Wyche Jr. (GA)  
Kerrey, Robert (NE)

**REPUBLICANS**

Hatfield, Mark O. (OR)  
Stevens, Ted (AK)  
McClure, James A. (ID)  
Garn, Jake (UT)  
Cochran, Thad (MS)  
Kasten, Robert, Jr. (WI)  
D'Amato, Alfonse M. (NY)

Rudman, Warren (NH)  
Specter, Arlen (PA)  
Domenici, Pete (NM)  
Grassley, Charles (IA)  
Nickles, Don (OK)  
Gramm, Phil (TX)

**SENATE APPROPRIATIONS DEFENSE SUBCOMMITTEE**

**DEMOCRATS**

Inouye, Daniel K. (HI) Chmn.  
Hollings, Ernest F. (SC)  
Johnston, J. Bennett Jr. (LA)  
Byrd, Robert C. (WV)  
Leahy, Patrick (VT)

Sasser, James R. (TN)  
DeConcini, Dennis (AZ)  
Bumpers, Dale (AR)  
Lautenberg, Frank (NJ)  
Harkin, Tom (IA)

**REPUBLICANS**

Stevens, Ted (AK)  
Garn, Jake (UT)  
McClure, James A. (ID)  
Kasten, Robert W., Jr. (WI)

D'Amato, Alfonse M. (NY)  
Rudman, Warren (NH)  
Cochran, Thad (MS)  
Specter, Arlen (PA)

**TABLE X-2 (Cont'd)**

**KEY CONGRESSIONAL COMMITTEE MEMBERS  
(Current as of Apr 6, 1990)**

**SENATE APPROPRIATIONS COMMITTEE**

**DEMOCRATS**

Sasser, James R. (TN) Chmn.  
Inouye, Daniel K. (HI)

Reid, Harry (NV)  
Fowler, Wyche Jr (GA)

**REPUBLICANS**

Grassley, Charles (IA)  
Garn, Jake (UT)

Stevens, Ted (AK)

**HOUSE APPROPRIATIONS COMMITTEE**

**DEMOCRATS**

Whitten, Jamie, L. (MS) Chmn.  
Natcher, William H. (KY)  
Smith, Neal (IA)  
Yates, Sidney R. (IL)  
Obey, David R. (WI)  
Roybal, Edward R. (CA)  
Stokes, Louis (OH)  
Bevill, Tom (AL)  
Alexander, Bill (AR)  
Murtha, John P. (PA)  
Traxler, Bob (MI)  
Early, Joseph D. (MA)  
Wilson, Charles (TX)  
Boggs, Lindy (LA)  
Dicks, Norman D. (WA)  
McHugh, Matthew F. (NY)  
Lehman, William (FL)

Sabo, Martin Olav (MN)  
Dixon, Julian C. (CA)  
Fazio, Vic (CA)  
Hefner, W.G. (Bill) (NC)  
AuCoin, Les (OR)  
Akaka, Daniel K. (HI)  
Watkins, Wes (OK)  
Gray, William H. III (PA)  
Dwyer, Bernard J. (NJ)  
Hoyer, Steny H. (MD)  
Carr, Bob (MI)  
Mrazek, Robert J. (NY)  
Durbin, Richard (IL)  
Coleman, Ronald (TX)  
Mollohan, Alan B. (WV)  
Thomas, Robert L. (GA)  
Atkins, Chester G. (MA)  
Chapman, Jim (TX)

TABLE X-2 (Cont'd)

KEY CONGRESSIONAL COMMITTEE MEMBERS  
(Current as of Apr 6, 1990)

HOUSE APPROPRIATIONS COMMITTEE

REPUBLICANS

Conte, Silvio O. (MA)  
McDade, Joseph M. (PA)  
Myers, John T. (IN)  
Miller, Clarence E. (OH)  
Coughlin, Lawrence (PA)  
Young, C. W. (Bill) (FL)  
Regula, Ralph S. (OH)  
Smith, Virginia (NE)  
Pursell, Carl D. (MI)  
Edwards, Mickey (OK)  
Livingston, Robert L. (LA)

Green, Bill (NY)  
Lewis, Jerry (CA)  
Porter, John Edward (IL)  
Rogers, Harold (KY)  
Skeen, Joe (NM)  
Wolf, Frank (VA)  
Lowery, Bill (CA)  
Weber, Vin (MN)  
DeLay, Thomas (TX)  
Kolbe, Jim (AZ)  
Gallo, Dean A. (NJ)

HOUSE APPROPRIATIONS DEFENSE SUBCOMMITTEE

DEMOCRATS

Murtha, John P. (PA) Chmn.  
Dicks, Norman D. (WA)  
Wilson, Charles (TX)  
Hefner, W.G. (Bill) (NC)

AuCoin, Les (OR)  
Sabo, Martin (MN)  
Dixon, Julian C. (CA)

REPUBLICANS

MaDade, Joseph M. (PA)  
Young, C.W. Bill (FL)

Miller, Clarence E. (OH)  
Livingston, Robert L. (LA)

HOUSE MILITARY CONSTRUCTION SUBCOMMITTEE

DEMOCRATS

Hefner, W.G. (Bill)(NC) Chmn.  
Alexander, Bill (AR)  
Thomas, Robert L. (GA)  
Coleman, Ronald (TX)

Bevill, Tom (AL)  
Dicks, Norman (WA)  
Dixon, Julian C. (CA)  
Fazio, Vic (CA)

**TABLE X-2 (Cont'd)**

**KEY CONGRESSIONAL MEMBERS  
(Current as of Apr 6, 1990)**

**HOUSE MILITARY CONSTRUCTION SUBCOMMITTEE**

**REPUBLICANS**

Lowery, Bill (CA)  
Edwards, Mickey (OK)

Kolbe, Jim (AZ)  
DeLay, Thomas (TX)

**SENATE ARMED SERVICES COMMITTEE**

**DEMOCRATS**

Nunn, Sam (GA) Chmn.  
Exon, J. James (NE)  
Levin, Carl (MI)  
Kennedy, Edward M. (MA)  
Bingaman, Jeff (NM)  
Dixon, Alan J. (IL)

Glenn, John (OH)  
Gore, Al (TN)  
Wirth, Tim (CO)  
Shelby, Richard (AL)  
Byrd, Robert C. (WV)

**REPUBLICANS**

Warner, John W. (VA)  
Thurmond, Strom (SC)  
Cohen, William S. (ME)  
Wilson, Pete (CA)  
McCain, John (AZ)

Wallop, Malcolm (WY)  
Gorton, Slade (WA)  
Lott, Trent (MS)  
Coats, Dan (IN)

**SENATE STRATEGIC FORCES & NUCLEAR DETERRENCE SUBCOMMITTEE**

**DEMOCRATS**

Exon, J. James (NE) Chmn.  
Levin, Carl (MI)  
Kennedy, Edward M. (MA)

Bingaman, Jeff (NM)  
Glenn, John (OH)  
Gore, Albert (TN)

**REPUBLICANS**

Thurmond, Strom (SC)  
Cohen, William S. (ME)  
Wilson, Pete (CA)

Wallop, Malcolm (WY)  
Gorton, Slade (WA)



**TABLE X-2 (Cont'd)**

**KEY CONGRESSIONAL MEMBERS  
(Current as of Apr 6, 1990)**

**SENATE READINESS, SUSTAINABILITY & SUPPORT SUBCOMMITTEE**

**DEMOCRATS**

Dixon, Alan J. (IL) Chmn.  
Levin, Carl (MI)  
Bingaman, Jeff (NM)

Wirth, Tim (CO)  
Shelby, Richard (AL)

**REPUBLICANS**

Gorton, Slade (WA)  
Thurmond, Strom (SC)

Wallop, Malcolm (WY)  
Coats, Dan (IN)

**SENATE MANPOWER & PERSONNEL SUBCOMMITTEE**

**DEMOCRATS**

Glenn, John (OH) Chmn.  
Exon, J. James (NE)

Kennedy, Edward M. (MA)  
Byrd, Robert C. (WV)

**REPUBLICANS**

McCain, John (AZ)  
Wilson, Pete (CA)

Lott, Trent (MS)

**SENATE DEFENSE INDUSTRY & TECHNOLOGY SUBCOMMITTEE**

**DEMOCRATS**

Bingaman, Jeff (NM) Chmn.  
Gore, AL (TN)

Wirth, Tim (CO)  
Byrd, Robert C. (WV)

**REPUBLICANS**

Wallop, Malcolm (WY)  
Lott, Trent (MS)

Coats, Dan (IN)

TABLE X-2 (Cont'd)

KEY CONGRESSIONAL MEMBERS  
(Current as of Apr 6, 1990)

SENATE CONVENTIONAL FORCES & ALLIANCE DEFENSE SUBCOMMITTEE

DEMOCRATS

Levin, Carl (MI) Chmn.  
Dixon, Alan J (IL)  
Glenn, John (OH)

Wirth, Tim (CO)  
Shelby, Richard (AL)  
Byrd, Robert C. (WV)

REPUBLICANS

Wilson, Pete (CA)  
Thurmond, Strom (SC)  
Cohen, William (ME)

McCain, John (AZ)  
Coats, Dan (IN)

SENATE PROJECTION FORCES & REGIONAL DEFENSE SUBCOMMITTEE

DEMOCRATS

Kennedy, Edward M. (MA) Chmn.  
Exon, J. James (NE)  
Dixon, Alan (IL)

Gore, AL (TN)  
Shelby, Richard (AL)

REPUBLICANS

Cohen, William (ME)  
McCain, John (AZ)

Gorton, Slade (WA)  
Lott, Trent (IN)

SENATE BUDGET COMMITTEE

DEMOCRATS

Sasser, Jim (TN) Chmn.  
Hollings, Ernest (SC)  
Johnston, J. Bennett (LA)  
Riegle, Donald W., Jr. (MI)  
Exon, J. James (NE)  
Lautenberg, Frank (NJ)  
Simon, Paul (IL)

Sanford, Terry (NC)  
Wirth, Tim (CO)  
Fowler, Wyche (GA)  
Conrad, Kent (ND)  
Dodd, Christopher (CT)  
Robb, Charles (VA)

**TABLE X-2 (Cont'd)**

**KEY CONGRESSIONAL MEMBERS  
(Current as of Apr 6, 1990)**

**SENATE BUDGET COMMITTEE (CONT'D)**

**REPUBLICANS**

Domenici, Pete V. (NM)  
Armstrong, William L. (CO)  
Boschwitz, Rudolph E. (MN)  
Symms, Steven (ID)  
Grassley, Charles E. (IA)

Kasten, Robert W., Jr. (WI)  
Nickles, Don (OK)  
Rudman, Warren (NH)  
Gramm, Phil (TX)  
Bond, Christopher (MO)

**HOUSE BUDGET COMMITTEE**

**DEMOCRATS**

Panetta, Leon (CA) Chmn.  
Gephardt, Richard (MO)  
Russo, Marty (IL)  
Jenkins, Ed (GA)  
Leath, Marvin (TX)  
Schumer, Charles (NY)  
Boxer, Barbara (CA)  
Slattery, James (KS)  
Oberstar, James (MN)  
Guarini, Frank (NJ)  
Durbin, Richard (IL)

Espy, Mike (MS)  
Klidae, Dale E. (MI)  
Bellenson, Anthony (CA)  
Huckaby, Jerry (LA)  
Sabo, Martin O. (MN)  
Dwyer, Bernard J. (NJ)  
Berman, Howard L. (CA)  
Wise, Bob (WV)  
Kaptur, Marcy (OH)  
Bryant, John (TX)

**REPUBLICANS**

Frenzel, Bill (MN)  
Gradison, Willis D., Jr. (OH)  
Goodling, William (PA)  
Smith, Denny (OR)  
Thomas, William (CA)  
Rogers, Harold (KY)  
Armey, Dick (TX)

Buechner, Jack (MO)  
Houghton, Amory (NY)  
McCrery, Jim (LA)  
Kasich, John R. (OH)  
Gallo, Dean (NJ)  
Schuette, Bill (MI)  
Bentley, Helen D. (MD)

**TABLE X-2 (CONT'D)**

**KEY CONGRESSIONAL COMMITTEE MEMBERS  
(Current as of Apr 6, 1990)**

**HOUSE ARMED SERVICES COMMITTEE**

**DEMOCRATS**

Aspin, Les (WI) Chmn.  
Bennett, Charles E. (FL)  
Montgomery, G.V. (Sonny)(MS)  
Dellums, Ronald V. (CA)  
Schroeder, Patricia (CO)  
Byron, Beverly B. (MD)  
Mavroules, Nicholas (MA)  
Hutto, Earl D. (FL)  
Skelton, Ike (MO)  
Leath, Marvin (TX)  
McCurdy, Dave (OK)  
Foglietta, T.M. (PA)  
Dyson, Roy (MD)  
Hertel, Dennis M. (MI)  
Lloyd, Marilyn B. (TN)  
Sisisky, Norman (VA)

Ray, Richard (GA)  
Spratt, John M., Jr. (SC)  
McCloskey, Frank (IN)  
Ortiz, Solomon P. (TX)  
Darden, George (GA)  
Browder, Glen (AL)  
Bustamante, Albert G. (TX)  
Hochbrueckner, George (NY)  
Brennan, Joseph (ME)  
Pickett, Owen (VA)  
Lancaster, H. Martin (NC)  
Evans, Lane (IL)  
Bilbray, James (NV)  
Tanner, John (TN)  
McNulty, Michael (NY)  
Taylor, Gene (MS)

**REPUBLICANS**

Dickinson, William L. (AL)  
Spence, Floyd (SC)  
Stump, Bob (AZ)  
Courter, James A. (NJ)  
Hopkins, Larry J. (KY)  
Davis, Robert W. (MI)  
Hunter, Duncan L. (CA)  
Martin, David O'B. (NY)  
Kasich, John R. (OH)  
Bateman, Herbert (VA)  
Blaz, Ben (GU)

Ireland, Andy (FL)  
Hansen, James (UT)  
Rowland, John (CT)  
Weldon, Curt (PA)  
Kyl, Jon (AZ)  
Ravenel, Arthur (SC)  
Dornan, Robert (CA)  
Hefley, Joel (CO)  
McCrery, Jim (LA)  
Machtley, Ronald (RI)  
Smith, Robert C. (NH)

**TABLE X-2 (CONT'D)**

**KEY CONGRESSIONAL COMMITTEE MEMBERS**  
(Current as of Apr 6, 1990)

**HOUSE RESEARCH & DEVELOPMENT SUBCOMMITTEE**

**DEMOCRATS**

Dellums, Ronald (CA) Chmn.  
McCurdy, Dave (OK)  
Foglietta, Thomas (PA)  
Hertel, Dennis (MI)  
Darden, George (GA)  
Hochbrueckner, George (NY)

Pickett, Owen (VA)  
McNulty, Michael (NY)  
Bennett, Charles (FL)  
Schroeder, Patricia (CO)  
Byron, Beverly B. (MD)

**REPUBLICANS**

Dickinson, William L. (AL)  
Davis, Robert W. (MI)  
Stump, Bob (AZ)  
Hunter, Duncan (CA)

Weldon, Curt (PA)  
Kyl, Jon L. (AZ)  
Dornan, Robert (CA)

**HOUSE PROCUREMENT & MILITARY NUCLEAR SYSTEMS SUBCOMMITTEE**

**DEMOCRATS**

Aspin, Les (WI) Chmn.  
Skelton, Ike (MO)  
Leath, Marvin (TX)  
Dyson, Roy (MD)  
Lloyd, Marilyn L. (TN)  
Sisisky, Norman (VA)

Ray, Richard (GA)  
Spratt, John Jr. (SC)  
McCloskey, Frank (IN)  
Bustamante, Albert (TX)  
Evans, Lane (IL)

**REPUBLICANS**

Courter, James A. (NJ)  
Davis, Robert W. (MI)  
Hopkins, Larry (KY)  
Blaz, Ben (GU)

Ireland, Andy (FL)  
Hansen, James (UT)  
Rowland, John (CT)  
Kasich, John (OH)

**TABLE X-2 (CONT'D)**

**KEY CONGRESSIONAL COMMITTEE MEMBERS**  
(Current as of Apr 6, 1990)

**HOUSE MILITARY PERSONNEL & COMPENSATION SUBCOMMITTEE**

**DEMOCRATS**

Byron, Beverly (MD) Ch-woman  
Montgomery, G.V. (Sonny)(MS)  
Skelton, Ike (MO)  
Hertel, Dennis (MI)

Lloyd, Marilyn (TN)  
Bustamante, Albert (TX)  
Hochbrueckner, George (NY)  
Lancaster, H. Martin (NC)

**REPUBLICANS**

Bateman, Herbert (VA)  
Ravenel, Arthur (SC)  
Hefley, Joel (CO)

McCrery, Jim (LA)  
Machtley, Ronald (RI)

**HOUSE READINESS SUBCOMMITTEE**

**DEMOCRATS**

Hutto, Earl (FL) Chmn.  
Leath, Marvin (TX)  
Dyson, Roy (MD)  
Ray, Richard (GA)  
Ortiz, Solomon (TX)

Lancaster, H. Martin (NC)  
Bilbray, James H. (NV)  
Tanner, John (TN)  
McNulty, Michael R. (NY)

**REPUBLICANS**

Kasich, John (OH)  
Martin, David (NY)  
Dornan, Robert (CA)

Hefley, Joel (CO)  
Machtley, Ronald (RI)

**HOUSE INVESTIGATIONS SUBCOMMITTEE**

**DEMOCRATS**

Mavroules, Nicholas (MA) Chmn.  
Hertel, Dennis M. (MI)  
Sisisky, Norman (VA)  
Spratt, John, Jr. (SC)  
McCloskey, Frank (IN)

Darden, George (GA)  
Brennan, Joseph E. (ME)  
Evans, Lane (IL)  
Tanner, John (IN)  
Dellums, Ronald V. (CA)

**TABLE X-2 (CONT'D)**

**KEY CONGRESSIONAL COMMITTEE MEMBERS**

(Current as of Apr 6, 1990)

**HOUSE INVESTIGATIONS SUBCOMMITTEE (CONT'D)**

**REPUBLICANS**

Hopkins, Larry (KY)  
Stump, Bob (AZ)  
Kyl, Jon (AZ)

Ireland, Andy (FL)  
Hefley, Joel (CO)  
McCrery, Jim (LA)

**HOUSE MILITARY INSTALLATIONS & FACILITIES SUBCOMMITTEE**

**DEMOCRATS**

Schroeder, Patricia (CO) Ch-Woman  
Montgomery, G.V. (Sonny)(MS)  
Skelton, Ike (MO)  
McCurdy, Dave (OK)

Foglietta, Thomas (PA)  
Ortiz, Solomon (TX)  
Blibray, James (UT)  
Mavroules, Nicholas (MA)  
Hutto, Earl (FL)

**REPUBLICANS**

Martin, David (NY)  
Dickinson, William (AL)  
Blaz, Ben (GU)  
Spence, Floyd (SC)

Ravenel, Arthur (SC)  
Courter, Jim (NJ)  
Hansen, James (UT)  
Ireland, Andy (FL)

**HOUSE SEAPOWER & STRATEGIC & CRITICAL MATERIALS SUBCOMMITTEE**

**DEMOCRATS**

Bennett, Chas. (FL) Chmn.  
Foglietta, Thomas (PA)  
Sisisky, Norman (VA)  
Ortiz, Solomon (TX)

Hochbrueckner, George (NY)  
Brennan, Joseph (ME)  
Pickett, Owen (VA)  
Hutto, Earl (FL)

**REPUBLICANS**

Spence, Floyd (SC)  
Hunter, Duncan (CA)  
Bateman, Herbert (VA)

Weldon, Curt (PA)  
Rowland, John (CT)  
Blaz, Ben (GU)

TABLE X-3

DEPARTMENT OF THE AIR FORCE  
FY 1991 PROCUREMENT PROGRAM

EXHIBIT P-1

APPROPRIATION: 3010F AIRCRAFT PROCUREMENT, AIR FORCE

DATE: 29 JAN 1990

LINE NO	ITEM NOMENCLATURE	IDENT CODE	(DOLLARS)	MILLIONS OF DOLLARS						S E C
			FY 1991 UNIT COST	FY 1989 QUANTITY	FY 1989 COST	FY 1990 QUANTITY	FY 1990 COST	FY 1991 QUANTITY	FY 1991 COST	
<b>BUDGET ACTIVITY 01: COMBAT AIRCRAFT</b>										
<b>STRATEGIC OFFENSIVE</b>										
1	B-1B (MYP)	B				10.0			20.8	U
2	B-2A (MYP)	B	584,139,800	3	(2760.6)		2	(1957.9)	5	(2920.7) U
	LESS: ADVANCE PROCUREMENT (PY)				(-276.7)			(-312.5)		(-424.8)
					2483.9			1645.4		2495.9
3	B-2A (MYP)									
	ADVANCE PROCUREMENT (CY)				312.5			424.8		710.1 U
<b>TACTICAL FORCES</b>										
4	F-15 D/E	A	50,432,527	36	(1431.3)		36	(1322.0)	36	(1815.6) U
	LESS: ADVANCE PROCUREMENT (PY)				(-154.2)			(-100.7)		(-115.8)
					1277.1			1221.3		1699.8
5	F-15 D/E									
	ADVANCE PROCUREMENT (CY)				100.7			115.8		U
6	F-16 C/D (MYP)	A	18,443,386	180	(3142.9)		150	(2687.0)	150	(2766.5) U
	LESS: ADVANCE PROCUREMENT (PY)				(-646.1)			(-258.9)		(-409.4)
					2496.8			2428.1		2357.1
7	F-16 C/D (MYP)									
	ADVANCE PROCUREMENT (CY)				380.9			556.1		437.4 U
<b>OTHER COMBAT AIRCRAFT</b>										
8	MC-130H - SOF	B		4	(346.6)		2	(169.0)		U
	LESS: ADVANCE PROCUREMENT (PY)				(-15.8)					
					330.8			169.0		

\* ITEMS UNDER \$50,000

UNCLASSIFIED

X21



TABLE X-3 (CONT'D)

DEPARTMENT OF THE AIR FORCE  
FY 1991 PROCUREMENT PROGRAM

EXHIBIT P-1

APPROPRIATION: 3010F AIRCRAFT PROCUREMENT, AIR FORCE

DATE: 29 JAN 1990

LINE NO	ITEM NOMENCLATURE	IDENT CODE	(DOLLARS) FY 1991 UNIT COST	MILLIONS OF DOLLARS						S E C
				FY 1989		FY 1990		FY 1991		
				QUANTITY	COST	QUANTITY	COST	QUANTITY	COST	
9	AC-130U GUNSHIP - SOF LESS: ADVANCE PROCUREMENT (PV)	B		6	(304.1) (-18.2)	5	(264.6) (-29.5)			U
					285.9		235.1			
10	AC-130U GUNSHIP - SOF ADVANCE PROCUREMENT (CY)				29.5					U
TOTAL COMBAT AIRCRAFT					7,698.0		6,805.6		7,721.1	
BUDGET ACTIVITY 02: AIRLIFT AIRCRAFT										
TACTICAL AIRLIFT										
X22	11 C-17 (MYP) LESS: ADVANCE PROCUREMENT (PV)	B	300,697,666	4	(962.0) (-66.3)	4	(1207.7) (-99.9)	6	(1804.2) (-99.7)	U
					895.7		1107.8		1704.5	
	12 C-17 (MYP) ADVANCE PROCUREMENT (CY)				99.9		99.7		204.3	U
	13 C-130H	A				12	260.2			U
	14 HC-130	A				1	42.6			U
OTHER AIRLIFT										
	15 C-20B	A				2	49.2			U
	16 C-27A	B	15,905,800			5	73.3	5	79.5	U
TOTAL AIRLIFT AIRCRAFT					995.6		1,632.7		1,988.3	

\* ITEMS UNDER \$50,000

UNCLASSIFIED

TABLE X-3 (CONT'D)

DEPARTMENT OF THE AIR FORCE  
FY 1991 PROCUREMENT PROGRAM

EXHIBIT P-1

APPROPRIATION: 3010F AIRCRAFT PROCUREMENT, AIR FORCE

DATE: 29 JAN 1990

LINE NO	ITEM NOMENCLATURE	IDENT CODE	(DOLLARS) FY 1991 UNIT COST	MILLIONS OF DOLLARS						S E C
				-----FY 1989----- QUANTITY	COST	-----FY 1990----- QUANTITY	COST	-----FY 1991----- QUANTITY	COST	
<b>BUDGET ACTIVITY 03: TRAINER AIRCRAFT</b>										
17	TANKER, TRANSPORT, TRAINER SYSTEM	B	6,612,678	1	9.5	14	144.4	28	185.2	U
<b>TOTAL TRAINER AIRCRAFT</b>					9.5	144.4	185.2			
<b>BUDGET ACTIVITY 04: OTHER AIRCRAFT</b>										
<b>HELICOPTERS</b>										
18	MH-60G	A	9,228,750	9	75.4	4	48.6	4	36.9	U
<b>MISSION SUPPORT AIRCRAFT</b>										
19	CIVIL AIR PATROL A/C	A	49,500	38	1.8	38	2.5	38	1.9	U
<b>OTHER AIRCRAFT</b>										
20	C-137E	A		1	5.0					U
21	TR-1/U-2	A			12.6					U
<b>TOTAL OTHER AIRCRAFT</b>					94.8	51.1	38.8			
<b>BUDGET ACTIVITY 05: MODIFICATION OF INSERVICE AIRCRAFT</b>										
<b>STRATEGIC AIRCRAFT</b>										
22	B-1B	A			24.5		51.0		134.1	U
23	B-52	A			205.4		157.5		109.6	U
<b>TACTICAL AIRCRAFT</b>										
24	A-7	A			25.2		51.0		1.7	U
25	A-10	A			22.9		38.8		41.6	U

\* ITEMS UNDER \$50,000

UNCLASSIFIED

X23

TABLE X-3 (CONT'D)

DEPARTMENT OF THE AIR FORCE  
FY 1991 PROCUREMENT PROGRAM

EXHIBIT P-1

APPROPRIATION: 3010F AIRCRAFT PROCUREMENT, AIR FORCE

DATE: 29 JAN 1990

LINE NO	ITEM NOMENCLATURE	IDENT CODE	(DOLLARS) FY 1991 UNIT COST	MILLIONS OF DOLLARS						S E C
				FY 1989		FY 1990		FY 1991		
				QUANTITY	COST	QUANTITY	COST	QUANTITY	COST	
26	F/RF-4	A			16.5		23.7		31.6	U
27	F-5	A			.2					U
28	F-15	A			174.2		198.0		130.4	U
29	F-16	A			238.2		46.9		144.0	U
30	F-111	A			124.3		83.8		104.6	U
31	TR-1A	A			20.3		22.3		36.0	U
32	T/AT-37	A			12.9		16.4		46.3	U
AIRLIFT AIRCRAFT										
X24	33	C-5	A		101.3		55.7		64.7	U
	34	C-9	A		6.7		5.7		1.7	U
	35	C-21	A				3.9		.1	U
	36	C-23 AIRCRAFT	A						.1	U
	37	C-STOL	A						.1	U
	38	C-137	A		.6		1.7		3.1	U
	39	C-141	A		20.1		31.2		36.0	U
	40	SOF C141	A		20.7					U
TRAINER AIRCRAFT										
	41	T-38	A		19.8		12.0		21.1	U
	42	T-41 AIRCRAFT	A						.2	U

\* ITEMS UNDER \$50,000

UNCLASSIFIED

TABLE X-3 (CONT'D)

DEPARTMENT OF THE AIR FORCE  
FY 1991 PROCUREMENT PROGRAM

EXHIBIT P-1

APPROPRIATION: 3010F AIRCRAFT PROCUREMENT, AIR FORCE

DATE: 29 JAN 1990

LINE NO	ITEM NOMENCLATURE	IDENT CODE	(DOLLARS)	MILLIONS OF DOLLARS						S
			FY 1991 UNIT COST	FY 1989 QUANTITY	FY 1989 COST	FY 1990 QUANTITY	FY 1990 COST	FY 1991 QUANTITY	FY 1991 COST	
43	T-43	A			4.9		10.2		.4	U
	OTHER AIRCRAFT									
44	KC-10A (ATCA)	A			26.0		12.1		4.0	U
45	C-12	A					3.5		1.2	U
46	C-18	A					.2		.3	U
47	C-20 MODS	A					.2		.2	U
48	VC-25A MOD	A			1.9				.2	U
49	C-130	A			89.4		95.9		39.7	U
50	SOF C130	A			137.0		126.9			U
51	C-135	A			784.6		655.3		631.9	U
52	E-3	A			16.4		36.5		19.8	U
53	E-4	A			38.7		12.1		37.3	U
54	E-8	A					.8			U
55	H-1	A			.4					U
56	H-3 AIRCRAFT SYSTEM	A					.7		.1	U
57	SOF HH-53	A			38.8		31.0			U
58	H-60	A					7.2		5.5	U
59	MOD INSTALLATIONS	A					637.4			U
60	OTHER AIRCRAFT	A			52.5		59.4		38.8	U
61	SOF OTHER AIRCRAFT	A			6.5		14.3			U

X25

\* ITEMS UNDER \$50,000

UNCLASSIFIED

TABLE X-3 (CONT'D)

DEPARTMENT OF THE AIR FORCE  
FY 1991 PROCUREMENT PROGRAM

EXHIBIT P-1

APPROPRIATION: 3010F AIRCRAFT PROCUREMENT, AIR FORCE

DATE: 29 JAN 1990

LINE NO	ITEM NOMENCLATURE	IDENT CODE	(DOLLARS)	MILLIONS OF DOLLARS						S E C
			FY 1991 UNIT COST	FY 1989		FY 1990		FY 1991		
				QUANTITY	COST	QUANTITY	COST	QUANTITY	COST	
62	OV-10	A					.1		.2	U
	OTHER MODIFICATIONS									
63	CLASSIFIED PROJECTS	A			83.3		49.9		74.9	U
64	SOF CLASSIFIED PROJECTS	A			18.0		9.4			U
	CIVIL RESERVE AIRLIFT FLEET (CRAF)									
65	CIVIL RESERVE AIRLIFT FLEET (CRAF)	A					.9		2.1	U
	TOTAL MODIFICATION OF INSERVICE AIRCRAFT				2,332.3		2,563.5		1,763.6	
	BUDGET ACTIVITY 06: AIRCRAFT SPARES AND REPAIR PARTS									
	-----									
	AIRCRAFT SPARES + REPAIR PARTS									
66	SPARES AND REPAIR PARTS	A			2922.3		3033.1		1391.1	U
	TOTAL AIRCRAFT SPARES AND REPAIR PARTS				2,922.3		3,033.1		1,391.1	
	BUDGET ACTIVITY 07: AIRCRAFT SUPPORT EQUIPMENT AND FACILITIES									
	-----									
	COMMON AGE									
67	COMMON AGE	A			215.7		241.5		386.6	U
	INDUSTRIAL RESPONSIVENESS									
68	INDUSTRIAL RESPONSIVENESS				23.1		24		45.3	U
	WAR CONSUMABLES									

X26

\* ITEMS UNDER \$50,000

UNCLASSIFIED

TABLE X-3 (CONT'D)

DEPARTMENT OF THE AIR FORCE  
FY 1991 PROCUREMENT PROGRAM

EXHIBIT P-1

APPROPRIATION: 3010F AIRCRAFT PROCUREMENT, AIR FORCE

DATE: 29 JAN 1990

LINE NO	ITEM NOMENCLATURE	IDENT CODE	(DOLLARS) FY 1991 UNIT COST	MILLIONS OF DOLLARS					
				FY 1989		FY 1990		FY 1991	
			QUANTITY	COST	QUANTITY	COST	QUANTITY	COST	S E C
69	WAR CONSUMABLES	A			20.5			41.3	U
	OTHER PRODUCTION CHARGES								
70	OTHER PRODUCTION CHARGES	A		1074.6		572.2		491.5	U
	COMMON ECM EQUIPMENT								
71	COMMON ECM EQUIPMENT			247.5		226.6		164.7	U
	COMMON SUPPORT - SOF								
72	COMMON GROUND EQUIP	A		14.1		55.8			U
	OTHER PRODUCTION CHARGES-SOF								
73	OTHER PRODUCTION CHARGES-SOF	A		2.6		9.3			U
	TOTAL AIRCRAFT SUPPORT EQUIPMENT AND FACILITIES			1,598.1		1,130.0		1,129.4	
	TOTAL AIRCRAFT PROCUREMENT, AIR FORCE			15,650.6		15,360.5		14,217.4	

X27

\* ITEMS UNDER \$50,000

UNCLASSIFIED

TABLE X-4

DEPARTMENT OF THE AIR FORCE  
FY 1991 PROCUREMENT PROGRAM

EXHIBIT P-1

APPROPRIATION: 3020F MISSILE PROCUREMENT, AIR FORCE

DATE: 29 JAN 1990

LINE NO	ITEM NOMENCLATURE	IDENT CODE	(DOLLARS) FY 1991 UNIT COST	MILLIONS OF DOLLARS						S E C
				FY 1989		FY 1990		FY 1991		
				QUANTITY	COST	QUANTITY	COST	QUANTITY	COST	
<b>BUDGET ACTIVITY 01: BALLISTIC MISSILES</b>										
<b>STRATEGIC</b>										
1	PEACEKEEPER (M-X) LESS: ADVANCE PROCUREMENT (PY)	B	152,477,166	12	(792.5)	12	(729.9)	12	(1829.7)	U
									(-102.6)	
					792.5		729.9		1727.1	
2	PEACEKEEPER (M-X) ADVANCE PROCUREMENT (CY)						102.6		133.9	U
<b>MISSILE REPLACEMENT EQUIPMENT - BALLIST</b>										
3	MISSILE REPLACEMENT EQ-BALLISTIC	A			48.9		53.9		24.0	U
X28	<b>TOTAL BALLISTIC MISSILES</b>				<b>841.4</b>		<b>886.4</b>		<b>1,885.0</b>	
<b>BUDGET ACTIVITY 02: OTHER MISSILES</b>										
<b>STRATEGIC</b>										
4	ADVANCED CRUISE MISSILE LESS: ADVANCE PROCUREMENT (PY)	B	4,228,690			100	(375.2)	100	(422.9)	U
							(-117.0)		(-57.0)	
							258.2		365.9	
5	ADVANCED CRUISE MISSILE ADVANCE PROCUREMENT (CY)						57.0		107.4	U
6	HAVE FLAG	A								U
7	TACIT RAINBOW	A			70.5				227.4	U
8	HAVE HAP	A	992,269	6	8.3	22	23.4	26	25.8	U

• ITEMS UNDER \$50,000

UNCLASSIFIED

TABLE X-4 (CONT'D)

DEPARTMENT OF THE AIR FORCE  
FY 1991 PROCUREMENT PROGRAM

EXHIBIT P-1

APPROPRIATION: 3020F MISSILE PROCUREMENT, AIR FORCE

DATE: 29 JAN 1990

LINE NO	ITEM NOMENCLATURE	IDENT CODE	(DOLLARS) FY 1991 UNIT COST	MILLIONS OF DOLLARS					S E C	
				-----FY 1989----- QUANTITY	COST	-----FY 1990----- QUANTITY	COST	-----FY 1991----- QUANTITY		COST
9	AGM-131A SRAMII	A					4.3	14.8	U	
10	AGM-131A SRAMII ADVANCE PROCUREMENT (CY)						6.4	6.4	U	
11	CLASSIFIED PROGRAM	B							U	
	TACTICAL								U	
12	AIM-7F/M SPARROW	A		354	54.0				U	
13	AIM-9L/M SIDEWINDER	A		760	37.1		.5	.4	U	
14	AGM-130 POWERED GBU-15	A	610,063			28	32.0	63	38.4	U
15	AGM-65D MAVERICK	A		2540	253.0	2270	168.7		7.3	U
16	AGM-88A HARM	A	252,625	893	211.6	326	76.5	120	30.3	U
17	AMRAAM	B	714,705	874	795.4	815	687.8	1250	893.4	U
18	GRD LAUNCH CRUISE MISSILE	A			.6					U
	TARGET DRONES									
19	TARGET DRONES	A	403,513	48	23.8	49	22.5	115	46.4	U
	INDUSTRIAL FACILITIES									
20	INDUSTRIAL PREPAREDNESS	A			10.7		13.9		16.2	U
	MISSILE REPLACEMENT EQUIPMENT - OTHER									
21	MISSILE REPLACEMENT EQ-OTHER	A			5.8		2.0		2.6	U
TOTAL OTHER MISSILES					1,498.0		1,353.2		2,125.5	

X29

\* ITEMS UNDER \$50,000

UNCLASSIFIED



TABLE X-4 (CONT'D)

DEPARTMENT OF THE AIR FORCE  
FY 1991 PROCUREMENT PROGRAM

EXHIBIT P-1

APPROPRIATION: 3020F MISSILE PROCUREMENT, AIR FORCE

DATE: 29 JAN 1990

MILLIONS OF DOLLARS

LINE NO	ITEM NOMENCLATURE	IDENT CODE	(DOLLARS) FY 1991 UNIT COST	FY 1989		FY 1990		FY 1991		S E C
				QUANTITY	COST	QUANTITY	COST	QUANTITY	COST	
<b>BUDGET ACTIVITY 03: MODIFICATION OF INSERVICE MISSILES</b>										
<b>CLASS IV</b>										
	22					4.6		5.0		U
	23					1.0				U
	24				50.0					U
	25				68.4		16.6	95.0		U
	26				15.0					U
	27						10.0	3.2		U
	28				2.2		1.4	2.1		U
	29				.6		3.9	3.7		U
	30						37.5			U
	31				1.7		1.9	1.9		U
	32				2.2		.2	.3		U
	<b>TOTAL MODIFICATION OF INSERVICE MISSILES</b>				140.1		77.1	111.3		
<b>BUDGET ACTIVITY 04: SPARES AND REPAIR PARTS</b>										
<b>MISSILE SPARES + REPAIR PARTS</b>										
	33				231.9		183.8	271.4		U
	<b>TOTAL SPARES AND REPAIR PARTS</b>				231.9		183.8	271.4		

0330

\* ITEMS UNDER \$50,000

UNCLASSIFIED

TABLE X-4 (CONT'D)

DEPARTMENT OF THE AIR FORCE  
FY 1991 PROCUREMENT PROGRAM

EXHIBIT P-1

APPROPRIATION: 3020F MISSILE PROCUREMENT, AIR FORCE

DATE: 29 JAN 1990

LINE NO	ITEM NOMENCLATURE	IDENT CODE	(DOLLARS) FY 1991 UNIT COST	MILLIONS OF DOLLARS						
				FY 1989		FY 1990		FY 1991		
				QUANTITY	COST	QUANTITY	COST	QUANTITY	COST	
<b>BUDGET ACTIVITY 05: OTHER SUPPORT</b>										
<b>SPACE PROGRAMS</b>										
34	SPACEBORNE EQUIP (COMSEC)	A			19.6		20.5		7.6	U
35	GLOBAL POSITIONING (MYP)	A			74.4		48.0		121.0	U
36	GLOBAL POSITIONING (MYP) ADVANCE PROCUREMENT (CY)								80.8	U
37	SPACE SHUTTLE OPERATIONS	A			6.6		28.2		15.1	U
38	DEF METEOROLOGICAL SAT PROG (MYP) LESS: ADVANCE PROCUREMENT (PY)	A	153,075,000	1	(117.6) (-29.3)	1	(106.1) (-46.5)	1	(153.1) (-69.0)	U
					88.3		59.6		84.1	
39	DEF METEOROLOGICAL SAT PROG (MYP) ADVANCE PROCUREMENT (CY)				69.0		57.0		63.7	U
40	DEFENSE SUPPORT PROGRAM (MYP) LESS: ADVANCE PROCUREMENT (PY)	A	398,546,000	2	(507.0) (-111.0)	1	(406.7) (-72.4)	1	(398.5) (-72.3)	U
					396.0		334.3		326.2	
41	DEFENSE SUPPORT PROGRAM (MYP) ADVANCE PROCUREMENT (CY)				36.4		12.3			U
42	DEFENSE SATELLITE COMM SYSTEM (MYP)	A			53.7		48.2		63.9	U
43	SPACE BOOSTERS (MYP) LESS: ADVANCE PROCUREMENT (PY)	A	188,190,500	3	(503.4) (-293.6)	3	(241.0) (-61.0)	2	(376.4) (-167.8)	U
					209.8		180.0		208.6	
44	SPACE BOOSTERS (MYP) ADVANCE PROCUREMENT (CY)				130.0		50.3			U

X31

\* ITEMS UNDER \$50,000

UNCLASSIFIED

TABLE X-4 (CONT'D)

DEPARTMENT OF THE AIR FORCE  
FY 1991 PROCUREMENT PROGRAM

EXHIBIT P-1

APPROPRIATION: 3020F MISSILE PROCUREMENT, AIR FORCE

DATE: 29 JAN 1990

LINE NO	ITEM NOMENCLATURE	IDENT CODE	(DOLLARS)	MILLIONS OF DOLLARS						
			FY 1991 UNIT COST	FY 1989 QUANTITY	FY 1989 COST	FY 1990 QUANTITY	FY 1990 COST	FY 1991 QUANTITY	FY 1991 COST	E C
45	MEDIUM LAUNCH VEHICLE LESS: ADVANCE PROCUREMENT (PV)	A	55,146,000	8	(267.2)	3	(140.0)	5	(275.7)	U
					(-28.2)		(-16.4)		(-41.3)	
					239.0		123.6		234.5	
46	MEDIUM LAUNCH VEHICLE ADVANCE PROCUREMENT (CY)				16.4		41.3		35.3	U
SPECIAL PROGRAMS										
47	FOREST GREEN	A					.5		.6	U
48	IONDS (MYP)	A							12.9	U
49	IONDS (MYP) ADVANCE PROCUREMENT (CY)								19.2	U
50	SPECIAL PROGRAMS	A			2829.1		3062.2		3101.8	U
51	SPECIAL UPDATE PROGRAMS	A			266.7		23.2		237.3	U
TOTAL OTHER SUPPORT					4,435.0		4,089.2		4,612.6	
TOTAL MISSILE PROCUREMENT, AIR FORCE					7,146.5		6,589.6		9,005.7	

X32

\* ITEMS UNDER \$50,000

UNCLASSIFIED

TABLE X-5

DEPARTMENT OF THE AIR FORCE  
FY 1991 PROCUREMENT PROGRAM

EXHIBIT P-1

APPROPRIATION: 3080F OTHER PROCUREMENT, AIR FORCE

DATE: 29 JAN 1990

LINE NO	ITEM NOMENCLATURE	IDENT CODE	(DOLLARS) FY 1991 UNIT COST	MILLIONS OF DOLLARS						S E C
				-----FY 1989----- QUANTITY	-----FY 1989----- COST	-----FY 1990----- QUANTITY	-----FY 1990----- COST	-----FY 1991----- QUANTITY	-----FY 1991----- COST	
<b>BUDGET ACTIVITY 01: MUNITIONS AND ASSOCIATED EQUIPMENT</b>										
<b>ROCKETS + LAUNCHERS</b>										
1	2.75 INCH ROCKET MOTOR	A	251	50370	10.0	68491	15.6	62760	15.8	U
2	2.75 INCH ROCKET HEAD - WP	A	84	96920	6.5	80078	6.0	53088	4.5	U
3	LIGHT ANTI-TANK TACTICAL AT-4	A		3635	3.0					U
4	ITEMS LESS THAN \$2,000,000	A			5.5		5.7		6.3	U
<b>CARTRIDGES (THOUSANDS)</b>										
5	9MM PARABELLUM	A		14930	1.5					U
6	5.56 MM	A	246	27139	4.3	20009	3.3	27004	6.6	U
7	20 MM COMBAT	A	5,777	2112	9.7	1341	4.7	1193	6.9	U
8	20MM TRAINING	A	2,709	9937	22.6	9389	23.4	14214	38.5	U
9	30 MM TRAINING	A	7,044	8160	53.4	7082	47.9	6610	46.6	U
10	40MM TP GRENADES	A		754	1.0					U
11	40MM HE GRENADES	A		191	1.4	190	2.2			U
12	SIGNAL MK-4 MOD 3	A	1,338	1193	1.2	1516	1.8	458	.6	U
13	MXU-4A/A ENGINE STARTER	A		45	3.7					U
14	CART IMP 3000 FT/LBS	A	3,456	1490	4.4			1786	6.2	U
15	ITEM LESS THAN 2.0M CARTRIDGES-SOF	A			.5					U

33

\* ITEMS UNDER \$50,000

UNCLASSIFIED

TABLE X-5 (CONT'D)

DEPARTMENT OF THE AIR FORCE  
FY 1991 PROCUREMENT PROGRAM

EXHIBIT P-1

APPROPRIATION: 3080F OTHER PROCUREMENT, AIR FORCE

DATE: 29 JAN 1990

LINE NO	ITEM NOMENCLATURE	IDENT CODE	(DOLLARS) FY 1991 UNIT COST	MILLIONS OF DOLLARS						S E C
				-----FY 1989----- QUANTITY	COST	-----FY 1990----- QUANTITY	COST	-----FY 1991----- QUANTITY	COST	
16	ITEMS LESS THAN \$2,000,000	A			17.7		9.3		17.0	U
	<b>BOMBS</b>									
17	MK-82 INERT/BDU-50	A	353	81270	19.8	34320	8.5	67704	23.9	U
18	BSU-49 INFLATABLE RETARDER	A	413	46116	16.8	14969	5.6	46691	19.3	U
19	BSU-50 INFLATABLE RETARDER	A		7000	7.6					U
20	BOMB HARD TARGET 2000LB	A		2922	30.8					U
21	LASER BOMB GUIDANCE KIT	A	62,909			159	9.9	33	2.1	U
22	GBU-15	B					1.3		28.4	U
23	BOMB PRACTICE 25 POUND	A	14	1158072	14.0	1584086	24.2	1617290	23.9	U
24	BOMB PRACTICE BDU-38	A	4,333	642	2.6	846	3.5	24	.1	U
25	MK-84 BOMB-EMPTY	A	1,940					14306	27.8	U
26	CBU-87(COMB EFFECTS MUNITION)	A		20483	252.9	11537	136.6			U
27	BIGEYE	A			9.7		6.8		57.8	U
28	ITEMS LESS THAN \$2,000,000	A			3.0		.3		4.0	U
	<b>OTHER ITEMS</b>									
29	FLARE, IR MJU-7B	A	18	326040	9.8	182311	6.6	236700	4.4	U
30	PARACHUTE FLARE LUU-2 B/B	A	328	10000	3.8	3818	1.7	4254	1.4	U
31	MJU-23 FLARE	B	1,446	1275	1.9	5990	6.0	5052	7.3	U
32	MJU-10B	A	47	206280	9.0			157740	7.6	U
33	SPARES AND REPAIR PARTS	A			4.0		7.9		.4	U

X34

\* ITEMS UNDER \$50,000

UNCLASSIFIED

TABLE X-5 (CONT'D)

DEPARTMENT OF THE AIR FORCE  
FY 1991 PROCUREMENT PROGRAM

EXHIBIT P-1

APPROPRIATION: 3080F OTHER PROCUREMENT, AIR FORCE

DATE: 29 JAN 1990

LINE NO	ITEM NOMENCLATURE	IDENT CODE	(DOLLARS) FY 1991 UNIT COST	MILLIONS OF DOLLARS						
				-----FY 1989----- QUANTITY	-----FY 1989----- COST	-----FY 1990----- QUANTITY	-----FY 1990----- COST	-----FY 1991----- QUANTITY	-----FY 1991----- COST	S E C
34	SPECIAL PROGRAMS	A							7.7	U
35	MODIFICATIONS	A			.2		.2		1.4	U
36	ITEMS LESS THAN \$2,000,000	A			20.5		9.8		17.7	U
FUZES										
37	FNU-139	B	812	46753	30.1	36213	25.1	41112	33.4	U
38	ITEMS LESS THAN \$2,000,000	A			2.0		1.3			U
OTHER WEAPONS										
39	M-203 GRENADE LAUNCHER	A		145	.1					U
40	81MM MORTAR	A	27,288					45	1.2	U
41	9MM HANDGUN	A		9000	1.9					U
42	HOST NATION SUPPORT WEAPONS	A				74	15.8			U
43	SQUAD AUTOMATIC WEAPON	A	1,704			1200	1.9	1200	2.0	U
44	M-16 A2 RIFLE WEAPON	A	474					15000	7.1	U
TOTAL MUNITIONS AND ASSOCIATED EQUIPMENT					587.0		392.8		428.0	
BUDGET ACTIVITY 02: VEHICULAR EQUIPMENT										
PASSENGER CARRYING VEHICLES										
45	SEDAN, 4 DR 4X2	A	8,416	113	1.0	117	.9	149	1.3	U
46	STATION WAGON, 4X2	A	8,957	90	.7	61	.5	95	.9	U
47	BUS, 28 PASSENGER	A	45,113	23	.9	16	.6	44	2.0	U
48	BUS INTERCITY	A	187,583	3	.5	4	.7	12	2.3	U

\* ITEMS UNDER \$50,000

UNCLASSIFIED

X35

TABLE X-5 (CONT'D)

DEPARTMENT OF THE AIR FORCE  
FY 1991 PROCUREMENT PROGRAM

EXHIBIT P-1

APPROPRIATION: 3080F OTHER PROCUREMENT, AIR FORCE

DATE: 29 JAN 1990

LINE NO	ITEM NOMENCLATURE	IDENT CODE	(DOLLARS) FY 1991 UNIT COST	MILLIONS OF DOLLARS						S E C
				-----FY 1989----- QUANTITY	COST	-----FY 1990----- QUANTITY	COST	-----FY 1991----- QUANTITY	COST	
49	BUS, 44 PASSENGER	A	86,022	60	4.3	56	3.6	44	3.8	U
50	AMBULANCE, BUS	A	97,000			5	.5	1	.1	U
51	MODULAR AMBULANCE	A	52,000	44	1.7	51	2.1	14	.7	U
52	14-23 PASSENGER BUS	A	36,500	19	.7	11	.4	4	.1	U
53	LAW ENFORCEMENT VEHICLE	A	13,642	160	2.0	130	1.3	277	3.8	U
54	ARMORED SEDAN	A	175,000					4	.7	U
	CARGO + UTILITY VEHICLES									
55	TRUCK, STAKE/PLATFORM	A	15,058	454	5.8	517	7.4	306	4.6	U
56	TRUCK, CARGO-UTILITY, 3/4T, 4X4	A	17,686	192	3.2	255	4.2	214	3.8	U
57	TRUCK, CARGO-UTILITY, 1/2T, 4X2	A	15,631	55	.8	286	4.1	201	3.1	U
58	TRUCK, PICKUP, 1/2T, 4X2	A	13,778	634	6.6	435	4.9	461	6.4	U
59	TRUCK, PICKUP, COMPACT	A	7,780					315	2.5	U
60	TRUCK MULTI-STOP 1 TON 4X2	A	27,016	260	4.8	744	13.7	305	8.2	U
61	TRUCK, PANEL, 4X2	A		196	2.3					U
62	TRUCK CARRYALL	A	17,330	296	4.5	210	3.5	330	5.7	U
63	COMMERCIAL UTILITY CARGO VEHICLE	A				34	.5			U
64	TRUCK, CARGO, 2 1/2T, 6X6, M-35	A		154	8.4					U
65	TRUCK CARGO 5T M-923.M-925(MYP)	A		73	4.8					U
66	MEDIUM TACTICAL VEHICLE	A	73,042					47	3.4	U
67	HIGH MOBILITY VEHICLE (MYP)	A		180	4.3					U

93X

\* ITEMS UNDER \$50,000

UNCLASSIFIED

TABLE X-5 (CONT'D)

DEPARTMENT OF THE AIR FORCE  
FY 1991 PROCUREMENT PROGRAM

EXHIBIT P-1

APPROPRIATION: 3080F OTHER PROCUREMENT, AIR FORCE

DATE: 29 JAN 1990

LINE NO	ITEM NOMENCLATURE	IDENT CODE	(DOLLARS) FY 1991 UNIT COST	MILLIONS OF DOLLARS						S E C
				-----FY 1989----- QUANTITY	COST	-----FY 1990----- QUANTITY	COST	-----FY 1991----- QUANTITY	COST	
68	TRUCK TRACTOR, OVER 5T	A	68,714	92	4.5	69	3.1	35	2.4	U
69	TRUCK, DUMP 5 TON	A	34,403	52	2.2	77	2.9	52	1.8	U
70	CAP VEHICLES	A			.8		.8			U
71	ITEMS LESS THAN \$2,000,000	A			10.4		16.5		11.2	U
	SPECIAL PURPOSE VEHICLES									
72	TRUCK, TANK, 1200 GAL	A	57,000			48	1.8	25	1.4	U
73	TRUCK TANK FUEL R-11(R-9)	A		567	55.0	345	33.2			U
74	TRUCK, TANK, FUEL, M-49	A	93,214			68	4.9	28	2.6	U
75	TRACTOR, A/C TOW, MB-4	A				3	.2			U
76	TRACTOR, TOW, FLIGHTLINE	A	17,974	388	6.6	3	.1	316	5.7	U
77	MOBILE MAINT UNIT	A	349,384	16	7.0			13	4.5	U
78	MOBILE ARM RECON VEHICLE	B		20	17.9					U
79	ITEMS LESS THAN \$2,000,000	A			15.8		14.6		13.5	U
	FIRE FIGHTING EQUIPMENT									
80	TRUCK CRASH P-19	A				2	.4			U
81	TRUCK CRASH P-23(P-2)	A	471,604	18	8.5	42	19.2	48	22.6	U
82	TRUCK WATER P-18	A		1	.1	8	1.0			U
83	TRUCK PUMPER P-24(P-8)	A	140,320	30	4.1	36	4.7	25	3.5	U
84	TRUCK PUMPER P-22(P-12)	A	121,250	26	3.1	36	4.1	24	2.9	U

X37

\* ITEMS UNDER \$50,000

UNCLASSIFIED



TABLE X-5 (CONT'D)

DEPARTMENT OF THE AIR FORCE  
FY 1991 PROCUREMENT PROGRAM

EXHIBIT P-1

APPROPRIATION: 3080F OTHER PROCUREMENT, AIR FORCE

DATE: 29 JAN 1990

LINE NO	ITEM NOMENCLATURE	IDENT CODE	(DOLLARS) FY 1991 UNIT COST	MILLIONS OF DOLLARS						S E C
				-----FY 1989----- QUANTITY	COST	-----FY 1990----- QUANTITY	COST	-----FY 1991----- QUANTITY	COST	
85	ITEMS LESS THAN \$2,000,000	A			3.1		1.9		2.1	U
	MATERIALS HANDLING EQUIPMENT									
86	TRUCK F/L 4000 LB GED/DED 144 INCH	A	43,364	278	7.6	220	6.3	96	4.2	U
87	TRUCK, F/L 6000 LB	A	25,157	68	2.2	80	1.9	133	3.3	U
88	TRUCK, F/L 10,000 LB	A	51,171	124	7.9	163	6.9	263	13.5	U
89	25K FORKLIFT	A	249,000					2	.5	U
90	25K A/C LOADER	A	146,878	14	2.0	10	1.4	41	6.0	U
91	ITEMS LESS THAN \$2,000,000	A			9.8		9.3		4.2	U
	BASE MAINTENANCE SUPPORT									
92	LOADER, SCOOP	A		92	6.9	144	8.7			U
93	CLEANER, RUNWAY/STREET	A	76,714	169	16.5	86	5.2	49	3.8	U
94	CRANE, 7-50 TON	A		20	5.6	10	1.6			U
95	EXCAVATOR, DED, PT	A				39	5.4			U
96	SPARES AND REPAIR PARTS	A			3.2		3.0		2.6	U
97	MODIFICATIONS	A			.4		1.2		.8	U
98	ITEMS LESS THAN \$2,000,000	A			11.8		3.5		10.2	U
	TOTAL VEHICULAR EQUIPMENT				270.6		212.3		176.7	
	BUDGET ACTIVITY 03: ELECTRONICS AND TELECOMMUNICATIONS EQUIPMENT									
	COMM SECURITY EQUIPMENT(COMSEC)									
99	COMSEC EQUIPMENT	A			20.4		81.6		77.0	U

\* ITEMS UNDER \$50,000

UNCLASSIFIED

TABLE X-5 (CONT'D)

DEPARTMENT OF THE AIR FORCE  
FY 1991 PROCUREMENT PROGRAM

EXHIBIT P-1

APPROPRIATION: 3080F OTHER PROCUREMENT, AIR FORCE

DATE: 29 JAN 1990

LINE NO	ITEM NOMENCLATURE	IDENT CODE	(DOLLARS)	MILLIONS OF DOLLARS						S E C
			FY 1991 UNIT COST	FY 1989 QUANTITY	FY 1989 COST	FY 1990 QUANTITY	FY 1990 COST	FY 1991 QUANTITY	FY 1991 COST	
100	TEMPEST EQUIPMENT	A			.3					U
101	TAC SECURE VOICE	A			2.3					U
102	DCS SECURE VOICE (COMSEC)	A			29.5					U
103	SECURE DATA	A			22.1					U
104	TRI-TAC (COMSEC)	A			5.1					U
105	SPARES AND REPAIR PARTS	A			1.8		7.3		4.3	U
106	MODIFICATIONS (COMSEC)	A			.7		1.7		1.9	U
	INTELLIGENCE PROGRAMS									
107	INTELLIGENCE DATA HANDLING SYS	A					2.6		8.7	U
108	INTELLIGENCE TRAINING EQUIPMENT	A			8.8		12.0		7.4	U
109	INTELLIGENCE COMM EQUIP	A					2.3		1.4	U
110	ITEMS LESS THAN \$2,000,000	A			5.3		8.0		11.1	U
	ELECTRONICS PROGRAMS									
111	AIR TRAFFIC CTRL/LAND SYS (ATCAL)	A			29.8		4.4		11.2	U
112	TACTICAL AIR CONTROL SYS IMPROVE	A			116.5		223.7		232.0	U
113	WEATHER OBSERV/FORCAST	A			62.2		54.3		49.7	U
114	DEFENSE SUPPORT PROGRAM	A			1.7		65.0		66.8	U
115	OTH-B RADAR	A			159.0		196.5			U
116	SAC COMMAND AND CONTROL	A			2.4		36.4		68.4	U
117	CHEYENNE MOUNTAIN COMPLEX	A			22.1		31.6		9.1	U

\* ITEMS UNDER \$50,000

UNCLASSIFIED

6X39

TABLE X-5 (CONT'D)

DEPARTMENT OF THE AIR FORCE  
FY 1991 PROCUREMENT PROGRAM

EXHIBIT P-1

APPROPRIATION: 3080F OTHER PROCUREMENT, AIR FORCE

DATE: 29 JAN 1990

LINE NO	ITEM NOMENCLATURE	IDENT CODE	MILLIONS OF DOLLARS						S E C	
			(DOLLARS) FY 1991 UNIT COST	-----FY 1989----- QUANTITY	COST	-----FY 1990----- QUANTITY	COST	-----FY 1991----- QUANTITY		COST
135	TACTICAL WARNING SYSTEMS SUPPORT	A			3.0		1.1		.6	U
	SPECIAL COMM-ELECTRONICS PROJECTS									
136	AUTOMATIC DATA PROCESSING EQUIP	A			71.6		55.3		54.7	U
137	MMCCS/WIS ADPE	A			12.1		15.1		18.4	U
138	MAC COMMAND AND CONTROL SUPPORT	A			17.5		22.0		22.1	U
139	MAC COMMAND AND CONTROL-SOF	A			1.5					U
140	AIR FORCE PHYSICAL SECURITY SYSTEM	A			22.0		21.5		24.0	U
141	WEAPONS STORAGE/SECURITY	A			32.7		35.7		21.7	U
X41 142	RANGE IMPROVEMENTS	A			103.5		114.1		66.3	U
143	C3 COUNTERMEASURES	A			5.7		6.9		6.2	U
144	JOINT SURVEILLANCE SYSTEM	A					5.8		.8	U
145	BASE LEVEL DATA AUTO PROGRAM	A			14.9		27.2		22.1	U
146	SATELLITE CONTROL FACILITY	A			60.0		67.3		87.9	U
147	CONSTANT WATCH	A			5.2		7.2		3.9	U
148	CONSOLIDATED SPACE OPS CENTER	A					1.0		4.4	U
149	CMD CENTER PROCESSING/DISPLAY SYS	A			23.5					U
150	HAMMER ACE	A			1.4					U

\* ITEMS UNDER \$50,000

UNCLASSIFIED

TABLE X-5 (CONT'D)

DEPARTMENT OF THE AIR FORCE  
FY 1991 PROCUREMENT PROGRAM

EXHIBIT P-1

APPROPRIATION: 3080F OTHER PROCUREMENT, AIR FORCE

DATE: 29 JAN 1990

LINE NO	ITEM NOMENCLATURE	IDENT CODE	(DOLLARS)	MILLIONS OF DOLLARS						S
			FY 1991 UNIT COST	FY 1989 QUANTITY	FY 1989 COST	FY 1990 QUANTITY	FY 1990 COST	FY 1991 QUANTITY	FY 1991 COST	
151	SAMTO TEST RANGES I&M	A			51.6		58.8		47.1	U
	AIR FORCE COMMUNICATIONS									
152	PROGRAM 698AJ	A			1.9		1.3		1.8	U
153	INFORMATION TRANSMISSION SYSTEMS	A			8.1		.3		.7	U
154	TELEPHONE EXCHANGE	A			27.6		70.6		70.9	U
155	JOINT TACTICAL COMM PROGRAM	A			146.5		40.0		72.5	U
156	USTRANSCOM	A							15.6	U
157	USSOCCOM	A			6.0		7.3			U
158	USCENTCOM	A					8.8		5.1	U
159	AUTOMATED TELECOMMUNICATIONS PRG	A			4.3		3.9		3.8	U
160	MILSTAR	B			73.4		54.1		178.0	U
161	SATELLITE TERMINALS	A			10.1		20.9		18.5	U
	UCA PROGRAMS									
162	WIDEBAND SYSTEMS UPGRADE	A			13.1		54.5		13.8	U
163	MINIMUM ESSENTIAL EMER COMM NET	B			3.6		3.3		3.3	U
164	DCS SECURE VOICE EQUIPMENT	A			6.4					U
	ORGANIZATION AND BASE									
165	TACTICAL C-E EQUIPMENT	A			46.5		31.8		22.6	U
166	RADIO EQUIPMENT	A			17.3		6.7		4.0	U
167	RADIO EQUIPMENT-SOF	A			1.4					U

X42

\* ITEMS UNDER \$50,000

UNCLASSIFIED

TABLE X-5 (CONT'D)

DEPARTMENT OF THE AIR FORCE  
FY 1991 PROCUREMENT PROGRAM

EXHIBIT P-1

APPROPRIATION: 3080F OTHER PROCUREMENT, AIR FORCE

DATE: 29 JAN 1990

LINE NO	ITEM NOMENCLATURE	IDENT CODE	(DOLLARS) FY 1991 UNIT COST	MILLIONS OF DOLLARS				S E C	
				-----FY 1989----- QUANTITY	-----FY 1989----- COST	-----FY 1990----- QUANTITY	-----FY 1990----- COST		-----FY 1991----- QUANTITY
168	FIBER OPTICS	A			1.0				U
169	TV EQUIPMENT (AFRTV)	A			4.1		4.6	4.9	U
170	CCTV/AUDIOVISUAL EQUIPMENT	A			3.2		3.9	4.1	U
171	E + I REQUIREMENTS	A			.6		1.7	1.9	U
172	SPARES AND REPAIR PARTS	A			196.1		235.4	139.8	U
173	CAP COM & ELECT	A			.6		.5		U
174	ITEMS LESS THAN \$2,000,000	A			6.2		11.7	15.6	U
MODIFICATIONS									
X43	175 COMM-ELECTRONICS CLASS IV	A			26.5		19.6	18.9	U
	176 TACTICAL EQUIPMENT	A			27.2				U
	177 ANTIJAM VOICE	B			8.2		8.7	4.8	U
TOTAL ELECTRONICS AND TELECOMMUNICATIONS EQUIPMENT					1,965.3		2,077.4	1,651.5	
BUDGET ACTIVITY 04: OTHER BASE MAINTENANCE AND SUPPORT EQUIPMENT									
TEST EQUIPMENT									
	178 BASE/ALC CALIBRATION PACKAGE	A			46.8		29.5	26.1	U
	179 NEWARK AFS CALIBRATION PACKAGE	A			2.8		2.9	3.1	U
	180 TEST EQUIPMENT-GEN PURP	A			6.0				U

\* ITEMS UNDER \$50,000

UNCLASSIFIED

TABLE X-5 (CONT'D)

DEPARTMENT OF THE AIR FORCE  
FY 1991 PROCUREMENT PROGRAM

EXHIBIT P-1

APPROPRIATION: 3080F OTHER PROCUREMENT, AIR FORCE

DATE: 29 JAN 1990

LINE NO	ITEM NOMENCLATURE	IDENT CODE	(DOLLARS) FY 1991 UNIT COST	MILLIONS OF DOLLARS						S
				FY 1989		FY 1990		FY 1991		
				QUANTITY	COST	QUANTITY	COST	QUANTITY	COST	C
181	ITEMS LESS THAN \$2,000,000	A			39.6		31.5		39.2	U
	PERSONAL SAFETY AND RESCUE EQUIP									
182	AUTOMATIC LIFE PRESERVER	A		1200	2.4					U
183	NIGHT VISION GOGGLES	A			5.6		4.5		6.6	U
184	NIGHT VISION GOGGLES-SOF	A		166	2.7		1.3			U
185	CHEMICAL/BIOLOGICAL DEF PROG	B			83.0		55.5		43.3	U
186	ITEMS LESS THAN \$2,000,000	A			4.6		3.6		6.4	U
	DEPOT PLANT + MATERIALS HANDLING EQ									
187	BASE MECHANIZATION EQUIPMENT	A			34.8		27.6		24.3	U
188	AIR TERMINAL MECHANIZATION EQUIP	A			3.9		8.5		7.2	U
189	ASSET CAPITALIZATION PROGRAM (ACP)	A					73.9		77.7	U
190	ITEMS LESS THAN \$2,000,000	A			14.8		11.8		15.9	U
	ELECTRICAL EQUIPMENT									
191	GENERATORS-MOBILE ELECTRIC	A			13.0		25.5		4.3	U
192	ITEMS LESS THAN \$2,000,000	A			5.8		4.4		6.1	U
	BASE SUPPORT EQUIPMENT									
193	BASE PROCURED EQUIPMENT	A			49.1		34.2		38.5	U
194	MEDICAL/DENTAL EQUIPMENT	A			109.3		107.4		84.2	U
195	AIR BASE OPERABILITY	B			7.3		25.6		11.1	U
196	PALLET, AIR CARGO, 108"X88"	A	957	2000	1.8	4132	3.7	4000	3.8	U

X44

\* ITEMS UNDER \$50,000

UNCLASSIFIED

TABLE X-5 (CONT'D)

DEPARTMENT OF THE AIR FORCE  
FY 1991 PROCUREMENT PROGRAM

EXHIBIT P-1

APPROPRIATION: 3080F OTHER PROCUREMENT, AIR FORCE

DATE: 29 JAN 1990

LINE NO	ITEM NOMENCLATURE	IDENT CODE	(DOLLARS)	MILLIONS OF DOLLARS						S E C	
			FY 1991 UNIT COST	FY 1989		FY 1990		FY 1991			
				QUANTITY	COST	QUANTITY	COST	QUANTITY	COST		
197	PHOTOGRAPHIC EQUIPMENT	A			7.9		8.2		10.0	U	
198	TACTICAL SHELTER	A					3.5		3.8	U	
199	PRODUCTIVITY ENHANCEMENT	A			14.2		9.9		8.3	U	
200	PRODUCTIVITY INVESTMENTS	A			1.5		5.0		14.1	U	
201	MOBILITY EQUIPMENT	A			29.7		11.5		7.9	U	
202	WARTIME HOST NATION SUPPORT	A			4.8		4.7		9.2	U	
203	SPARES AND REPAIR PARTS	A			6.1		5.3		2.2	U	
204	ITEMS LESS THAN \$2,000,000	A			23.2		18.3		24.6	U	
	SPECIAL SUPPORT PROJECTS										
205	INTELLIGENCE PRODUCTION ACTIVITY	A			87.5		79.6		81.6	U	
206	TECH SURV COUNTERMEASURES EQ	A			.9		1.0		1.9	U	
207	PHOTO PROC/INTERPRET SYS	A			.3					U	
208	SELECTED ACTIVITIES	A			4614.7		4831.6		5354.1	U	
209	SPECIAL UPDATE PROGRAM	A			126.4		136.2		105.3	U	
210	SPECIAL APPLICATION PROGRAM	A			4.2					U	
211	INDUSTRIAL PREPAREDNESS	A			4.5		4.4		4.6	U	
212	MISC EQUIPMENT	A			7.5				.5	U	
213	MISC EQUIPMENT-SOF	A			2.5		1.8			U	
214	MODIFICATIONS	A			1.1				.1	U	

X45

\* ITEMS UNDER \$50,000

UNCLASSIFIED

TABLE X-5 (CONT'D)

DEPARTMENT OF THE AIR FORCE  
 FY 1991 PROCUREMENT PROGRAM

EXHIBIT P-1

APPROPRIATION: 3080F OTHER PROCUREMENT, AIR FORCE

DATE: 29 JAN 1990

LINE NO	ITEM NOMENCLATURE	IDENT CODE	(DOLLARS)	MILLIONS OF DOLLARS						S E C
			FY 1991 UNIT COST	-----FY 1989----- QUANTITY	COST	-----FY 1990----- QUANTITY	COST	-----FY 1991----- QUANTITY	COST	
215	FIRST DESTINATION TRANSPORTATION	A							25.1	U
	TOTAL OTHER BASE MAINTENANCE AND SUPPORT EQUIPMENT			5,370.0		5,572.3			6,051.2	
	TOTAL OTHER PROCUREMENT, AIR FORCE			8,192.9		8,254.7			8,307.4	

X46

\* ITEMS UNDER \$50,000



TABLE X-6

Department of the Air Force  
FY 1991 R D T & E Program

Exhibit R-1

Appropriation: 3600 F Research Development Test &amp; Eval AF

Date: 29 Jan 1990

Line No	Program Element Number	Item Nomenclature	Act	Thousands of Dollars			S ● C
				FY 1989	FY 1990	FY 1991	
1	0601101F	In-House Laboratory Independent Research	1	6,942	7,450	8,318	U
2	0601102F	Defense Research Sciences	1	190,270	182,174	193,158	U
3	0602101F	Geophysics	1	36,093	36,868	36,457	U
4	0602102F	Materials	1	58,690	57,689	60,847	U
5	0602201F	Aerospace Flight Dynamics	1	71,479	65,911	67,378	U
6	0602202F	Human Systems Technology	1	52,825	48,928	51,142	U
7	0602203F	Aerospace Propulsion	1	66,458	66,128	62,583	U
8	0602204F	Aerospace Avionics	1	64,893	64,428	68,614	U
9	0602205F	Personnel, Training and Simulation	1	32,466	28,154	30,488	U
10	0602206F	Civil Engineering and Environmental Quality	1	6,577	5,860	5,615	U
11	0602302F	Rocket Propulsion	1	35,634	36,590	37,873	U
12	0602601F	Advanced Weapons	1	35,607	31,637	36,193	U
13	0602602F	Conventional Munitions	1	44,198	43,043	43,512	U
14	0602702F	Command Control and Communications	1	83,008	80,496	79,409	U
		Technology Base		785,140	755,356	781,587	
15	0603106F	Logistics Systems Technology	2	13,668	9,114	11,758	U
16	0603109F	INEWS/ICNIA	2	36,651	36,364	29,572	U
17	0603112F	Advanced Materials for Weapon Systems	2		8,639	15,042	U
18	0603202F	Aerospace Propulsion Subsystems Integration	2	20,666	20,527	28,404	U

UNCLASSIFIED

TABLE X-6 (CONT'D)

Department of the Air Force  
FY 1991 R D T & E Program

Exhibit R-1

Appropriation: 3600 F Research Development Test & Eval AF

Date: 29 Jan 1990

Line No	Program Element Number	Item Nomenclature	Act	Thousands of Dollars			S 0 c /
				FY 1989	FY 1990	FY 1991	
19	0603203F	Advanced Avionics for Aerospace Vehicles	2	24,499	24,431	32,308	U
20	0603205F	Aerospace Vehicle Technology	2	21,029	18,149	21,338	U
21	0603211F	Aerospace Structures	2	26,524	17,143	19,135	U
22	0603216F	Aerospace Propulsion and Power Technology	2	32,767	31,778	40,154	U
23	0603227F	Personnel, Training and Simulation Technology	2	8,276	7,420	8,198	U
24	0603231F	Crew Systems and Personnel Protection Technology	2	20,208	19,530	18,319	U
25	0603245F	Advanced Fighter Technology Integration	2	24,855	21,585	23,803	U
26	0603250F	Lincoln Laboratory	2	25,003	23,073	27,609	U
27	0603253F	Advanced Avionics Integration	2	10,735	13,963	15,079	U
28	0603269F	National Aero Space Plane Technology Program	2	228,443	192,483	158,000	U
29	0603270F	EW Technology	2	34,716	32,200	36,939	U
30	0603302F	Space and Missile Rocket Propulsion	2	8,562	10,988	12,568	U
31	0603363F	Armament Technology Integration	2	5,521	1,937	1,219	U
32	0603401F	Advanced Spacecraft Technology	2	7,947	16,676	13,023	U
33	0603410F	Space Systems Environmental Interactions Technology	2	3,909	3,840	4,252	U
34	0603452F	Very High Speed Integrated Circuits	2	43,680			U
35	0603601F	Conventional Weapons	2	24,840	24,188	29,497	U
36	0603605F	Advanced Weapons Technology	2	88,411	66,105	55,904	U
37	0603707F	Weather Systems - Adv Dev	2	5,247	5,494	5,622	U
38	0603723F	Civil and Environmental Engineering Technology	2	7,567	7,668	10,170	U

X48

UNCLASSIFIED

TABLE X-6 (CONT'D)

Department of the Air Force  
FY 1991 R D T & E Program

Exhibit R-1

Appropriation: 3600 F Research Development Test & Eval AF

Date: 29 Jan 1990

Line No	Program Element Number	Item Nomenclature	Act	Thousands of Dollars			S e c
				FY 1989	FY 1990	FY 1991	
39	0603726F	C3I Subsystem Integration	2	7,971	7,465	9,446	U
40	0603728F	Advanced Computer Technology	2	6,979	7,607	9,073	U
41	0603751F	Training Systems Technology	2	467			U
42	0603789F	C3 Advanced Development	2	18,547	8,527	9,628	U
43	1140011F	Advanced Special Operations Research, Development and Acquisition	2		2,285		U
		Advanced Technology Development		757,688	639,179	646,060	
44	0603105F	Olympic	3				U
45	0603110F	Special Evaluation Program	3				U
46	0603111F	Meridian	3				U
47	0603311F	Advanced Strategic Missile Systems	3	139,780	69,904	100,344	U
48	0603321F	Bell Weather	3				U
49	0603364F	Short Range Attack Missile II (SRAM II) - Adv Dev	3	190,883			U
50	0603367F	Relocatable Target Capability Program	3	19,133	6,357	7,049	U
51	0603428F	Space Surveillance Technology	3			34,138	U
52	0603717F	Technical On-site Inspection Program	3	9,150			U
53	0604226F	B-1B	3	218,828			U
54	0604240F	B-2 Advanced Technology Bomber	3	2,176,534	1,881,448	1,566,692	U
55	0604244F	Short Range Attack Missile II (SRAM II) - Eng Dev	3		215,630	156,882	U
56	0604312F	ICBM Modernization	3	844,670	889,010	757,671	U

X49

UNCLASSIFIED

TABLE X-6 (CONT'D)

Department of the Air Force  
FY 1991 R D T & E Program

Exhibit R-1

Appropriation: 3600 F Research Development Test & Eval AF

Date: 29 Jan 1990

Line No	Program Element Number	Item Nomenclature	Act	Thousands of Dollars			U
				FY 1989	FY 1990	FY 1991	
57	0604326F	Strategic Conventional Standoff Capability (SCSC)	3	27,810			U
58	0604361F	Air Launched Cruise Missile (ALCM)	3	835	1,347		U
59	0604711F	Systems Survivability (Nuclear Effects)	3	8,054	7,626	8,839	U
60	0101120F	Advanced Cruise Missile	3	96,950	42,998	52,307	U
61	0101142F	KC-135 Squadrons	3	3,111	2,189	3,573	U
62	0101213F	Minuteman Squadrons	3	33,392	60,000	87,442	U
63	0101312F	PACCS and WWBNCP System EC-135 Class V Mode	3	1,185	1,186	1,278	U
64	0101313F	War Planning Automated Data Processing (ADP) - SAC	3	18,636	13,811	4,764	U
65	0101815F	Advanced Strategic Programs	3				U
66	0102310F	NCMC - TW/AA Systems	3	68,456	113,620	104,899	U
67	0102311F	NCMC - Space Defense Systems	3	23,032			U
68	0102313F	Ballistic Missile Tactical Warning/Attack Assessment System	3	2,481			U
69	0102325F	Joint Surveillance System	3	1,662	1,614	1,678	U
70	0102411F	Surveillance Radar Stations/Sites	3	1,559	6,290	8,204	U
71	0102412F	Distant Early Warning (DEW) Radar Stations	3			1,047	U
72	0102417F	Over-the-Horizon Backscatter Radar	3	18,389	20,215	12,851	U
73	0102423F	Ballistic Missile Early Warning System (BMEWS)	3	23,558	16,314	22,329	U
74	0102424F	SPACETRACK	3	12,295	15,626	15,527	U
75	0102431F	Defense Support Program	3	100,355	79,971	69,990	U
76	0102432F	Submarine-Launched Ballistic Missile (SLBM) Radar Warning System	3	9,815	3,599	2,294	U

X50

UNCLASSIFIED

TABLE X-6 (CONT'D)

Department of the Air Force  
 FY 1991 R D T & E Program

Exhibit R-1

Appropriation: 3600 F Research Development Test & Eval AF

Date: 29 Jan 1990

Line No	Program Element Number	Item Nomenclature	Act	Thousands of Dollars			S e c
				FY 1989	FY 1990	FY 1991	
77	0102433F	NUDET Detection System	3	10,794	6,735	5,125	U
78	0102436F	Command Center Processing and Display System	3	25,935			U
79	0303131F	Minimum Essential Emergency Communications Network (MEECN)	3	41,420	10,034	9,677	U
80	0303152F	World-Wide Military Command and Control Systems, Information System	3	2,271	3,435	1,540	U
81	0303154F	WMCCS ADP Modernization	3	61,749			U
82	0303601F	Milstar Satellite Communications System (AF Terminals)	3	305,345	210,193	24,425	U
83	0303603F	Milstar Satellite Communications System	3	272,778	400,000	744,164	U
84	0305124F	Special Applications Program	3				U
85	0305172F	BERNIE	3				U
86	0305892F	Special Analysis Activities	3				U
87	0401123F	Military Airlift Group (IF)	3	827			U
		Strategic Programs		5,334,097	4,475,363	4,262,197	
88	0603107F	Technical Evaluation System	4				U
89	0603230F	Advanced Tactical Fighter	4	674,531	1,045,892	763,923	U
90	0603260F	Intelligence Advanced Development	4	4,892	5,156	4,382	U
91	0603307F	Air Base Operability Advanced Development	4	4,961	2,794	3,430	U
92	0603320F	Low Cost Anti-Radiation Seeker	4	12,191	7,632		U
93	0603617F	Command, Control, and Communication Applications	4		7,826	8,221	U
94	0603742F	Combat Identification Technology	4	1,920	1,959	2,026	U

X51

UNCLASSIFIED

TABLE X-6 (CONT'D)

Department of the Air Force  
 FY 1991 R D T & E Program

Exhibit R-1

Appropriation: 3600 F Research Development Test & Eval AF

Date: 29 Jan 1990

Line No	Program Element Number	Item Nomenclature	Act	Thousands of Dollars			S • C
				FY 1989	FY 1990	FY 1991	
95	0603801F	Special Programs	4				U
96	0604201F	Aircraft Avionics Equipment Development	4	20,651	13,157	13,295	U
97	0604212F	Aircraft Equipment Development	4	3,113	1,471	2,942	U
98	0604218F	Engine Model Derivative Program (EMDP)	4	935	450	1,019	U
99	0604222F	Nuclear Weapons Support	4	2,129	2,232	2,838	U
100	0604223F	Alternate Fighter Engine	4	31,127	61,758	5,104	U
101	0604231F	C-17 Program	4	905,520	885,227	541,081	U
102	0604233F	Tanker, Transport, Bomber Training System	4	4,081	3,602	2,401	U
103	0604236F	Infrared Search and Track System	4	4,542	2,449		U
104	0604237F	Variable Stability In-Flight Simulator Test Aircraft	4	7,731	12,348	7,316	U
105	0604239F	Advanced Tactical Fighter FSD	4			283,441	U
106	0604242F	Advanced Tactical Aircraft	4				U
107	0604245F	Short Range Attack Missile - Tactical (SRAM-T)	4		54,650	118,581	U
108	0604247F	Modular Automatic Test Equipment	4	11,423	13,926	13,047	U
109	0604249F	Night/Precision Attack	4	6,353	11,514	7,692	U
110	0604250F	Integrated EW/CNI Development	4	119,568	103,194	16,608	U
111	0604268F	Aircraft Engine Component Improvement Program	4	93,380	75,900	93,561	U
112	0604270F	EW Development	4	96,191	70,256	159,351	U
113	0604315F	Advanced Short Range Air-to-Air Missile (ASRAAM)	4	980			U
114	0604321F	Joint Tactical Fusion Program	4	7,947	4,796		U

X52

UNCLASSIFIED

TABLE X-6 (CONT'D)

Department of the Air Force  
 FY 1991 R D T & E Program

Exhibit R-1

Appropriation: 3600 F Research Development Test & Eval AF

Date: 29 Jan 1990

Line No	Program Element Number	Item Nomenclature	Act	Thousands of Dollars			U
				FY 1989	FY 1990	FY 1991	
115	0604327F	Hardened Target Munitions	4	6,122	6,408		U
116	0604601F	Chemical/Biological Defense Equipment	4	17,620	7,945	8,350	U
117	0604602F	Armament/Ordnance Development	4	14,846	4,236	10,837	U
118	0604604F	Submunitions	4	7,162	6,349	7,596	U
119	0604607F	Wide-Area, Anti-Armor Munitions	4	25,942	25,125	23,879	U
120	0604617F	Air Base Operability	4	13,787	11,154	6,512	U
121	0604703F	Aeromedical Systems Development	4	6,680	5,847	7,499	U
122	0604704F	Common Support Equipment Development	4	1,255	6,967	15,119	U
123	0604706F	Life Support Systems	4	16,983	12,937	12,586	U
124	0604708F	Civil, Fire, Environmental, Shelter Engineering	4	7,119	2,230	2,191	U
125	0604725F	Combat Identification Systems	4	82,612	34,037		U
126	0604733F	Surface Defense Suppression	4	42,435	8,922	11,158	U
127	0604740F	Computer Resources Management Technology	4	12,960	11,662	12,610	U
128	0604750F	Intelligence Equipment	4	4,778	3,522	3,911	U
129	0604754F	Joint Tactical Information Distribution System (JTIDS)	4	48,764	17,651	38,312	U
130	0604756F	Side Looking Airborne Radar	4	5,216	8,155	4,135	U
131	0604770F	Joint Surveillance/Target Attack Radar System (JSTARS)	4	232,112	88,083	232,483	U
132	0604779F	Joint Interoperability of Tactical Command & Control Systems (JINTACCS)	4	5,707	6,271	6,632	U
133	0207129F	F-111 Squadrons	4	20,961	32,369	11,317	U
134	0207130F	F-15A/B/C/D Squadrons	4	84,780	2,749		U

X53

UNCLASSIFIED

TABLE X-6 (CONT'D)

Department of the Air Force  
 FY 1991 R D T & E Program

Exhibit R-1

Appropriation: 3600 F Research Development Test & Eval AF

Date: 29 Jan 1990

Line No	Program Element Number	Item Nomenclature	Act	Thousands of Dollars			S
				FY 1989	FY 1990	FY 1991	
135	0207131F	A-10 Squadrons	4		6,000	1,983	U
136	0207133F	F-16 Squadrons	4	23,112	25,000	70,056	U
137	0207134F	F-15E Squadrons	4		83,584	89,110	U
138	0207136F	F-4G WILD WEASEL Squadrons	4	4,487	2,625		U
139	0207137F	CONSTANT HELP	4				U
140	0207141F	F-117A Squadrons	4				U
141	0207162F	Tactical AGM Missiles	4	3,881	2,485	509	U
142	0207163F	Advanced Medium Range Air-to-Air Missile (AMRAAM)	4		14,929	25,516	U
143	0207168F	F-111 Self Protection Systems	4		4,560		U
144	0207169F	SEEK CLOCK	4				U
145	0207215F	TR-1 Squadron	4	99,115	110,710	54,764	U
146	0207217F	Follow-On Tactical Reconnaissance System	4	59,797	64,850	47,248	U
147	0207247F	AF TENCAP	4	822	335	346	U
148	0207316F	TACIT RAINBOW	4	39,124	20,997	9,759	U
149	0207411F	Overseas Air Weapon Control System	4	8,912	1,387	2,311	U
150	0207412F	Tactical Air Control Systems	4	13,080	17,212	17,075	U
151	0207417F	Airborne Warning and Control System (AWACS)	4	117,024	114,900	133,810	U
152	0207423F	Advanced Communications Systems	4	10,228	11,228	6,385	U
153	0207424F	Copper Coast	4				U
154	0207431F	Tactical Air Intelligence System Activities	4		462	484	U

UNCLASSIFIED

X54



TABLE X-6 (CONT'D)

Department of the Air Force  
FY 1991 R D T & E Program

Exhibit R-1

Appropriation: 3600 F Research Development Test & Eval AF

Date: 29 Jan 1990

Line No	Program Element Number	Item Nomenclature	Act	Thousands of Dollars			S e c
				FY 1989	FY 1990	FY 1991 c	
155	0207433F	Tactical Improvement Program	4				U
156	0207435F	Tactical Reconnaissance Imagery and Exploitation	4	1,525			U
157	0207579F	Advanced Systems Improvements	4				U
158	0207585F	SEEK SPINNER	4	19,900			U
159	0207590F	Seek Eagle	4		16,497	14,549	U
160	0207591F	OMEGA	4				U
161	0208006F	Mission Planning Systems	4		2,485	18,146	U
162	0208010F	Joint Tactical Communications Program (TRI-TAC)	4	1,214	3,514	4,833	U
163	0208021F	Electronic Combat Support	4		2,490	2,770	U
164	0208042F	HAVE FLAG	4				U
165	0303605F	Satellite Communications Terminals	4	17,653	5,915	6,071	U
166	0305137F	National Airspace System (NAS) Plan	4			35,000	U
167	0305142F	CENTENNIAL	4				U
168	0305158F	Constant Source	4			6,714	U
169	0305887F	Electronic Combat Intelligence Support	4		1,744	1,841	U
170	0401316F	Senior Citizen	4				U
171	0401840F	MAC Command and Control System	4	9,907	10,919	11,626	U
172	0502610F	A-7 Squadrons (ANG)	4	78,998	19,945		U
173	1110011F	Force Enhancements-Active	4	152,101	38,443		U
Tactical Programs				4,067,135	3,884,590	3,777,193	

X55

UNCLASSIFIED

TABLE X-6 (CONT'D)

Department of the Air Force  
 FY 1991 R D T & E Program

Exhibit R-1

Appropriation: 3600 F Research Development Test & Eval AF

Date: 29 Jan 1990

Line No	Program Element Number	Item Nomenclature	Act	Thousands of Dollars			S e c
				FY 1989	FY 1990	FY 1991	
174	0301305F	Intelligence Production Activities	5				U
175	0301310F	Foreign Technology Division	5				U
176	0301314F	Infrared/Electro-Optical/Dir. Energy Weapons Processing and Exploitation	5				U
177	0301315F	Missile and Space Technical Collection	5				U
178	0301317F	SENIOR YEAR Operations	5				U
179	0301324F	FOREST GREEN	5				U
180	0301357F	NUDET Detection System	5				U
181	0303110F	Defense Satellite Communications System	5	32,565	25,105	16,484	U
182	0303126F	Long-Haul Communications (DCS)	5	4,304	3,215	3,570	U
183	0303144F	Electromagnetic Compatibility Analysis Center (ECAC)	5	8,395	8,746	9,637	U
184	0303401F	Communications Security (COMSEC)	5				U
185	0304111F	Special Activities	5				U
186	0305114F	Traffic Control, Approach, and Landing System (TRACALS)	5	30,613	20,809	16,557	U
187	0305159F	Defense Reconnaissance Support Activities	5				U
188	0305164F	NAVSTAR Global Positioning System (User Equipment)	5	40,736	35,171	12,923	U
189	0305165F	NAVSTAR Global Positioning System (Space and Control Segments)	5	46,421	32,863	48,871	U
190	0305185F	CAVALRY	5				U
		Intelligence and Communications		2,056,615	2,123,992	2,265,100	
191	0603402F	Space Test Program	6	43,391	48,951	51,524	U

X56

UNCLASSIFIED

TABLE X-6 (CONT'D)

Department of the Air Force  
FY 1991 R D T & E Program

Exhibit R-1

Appropriation: 3600 F Research Development Test & Eval AF

Date: 29 Jan 1990

Line No	Program Element Number	Item Nomenclature	Act	Thousands of Dollars			S e c
				FY 1989	FY 1990	FY 1991 c	
155	0207433F	Tactical Improvement Program	4				U
156	0207435F	Tactical Reconnaissance Imagery and Exploitation	4	1,525			U
157	0207579F	Advanced Systems Improvements	4				U
158	0207585F	SEEK SPINNER	4	19,900			U
159	0207590F	Seek Eagle	4		16,497	14,549	U
160	0207591F	OMEGA	4				U
161	0208006F	Mission Planning Systems	4		2,485	18,146	U
162	0208010F	Joint Tactical Communications Program (TRI-TAC)	4	1,214	3,514	4,833	U
163	0208021F	Electronic Combat Support	4		2,490	2,770	U
164	0208042F	HAVE FLAG	4				U
165	0303605F	Satellite Communications Terminals	4	17,653	5,915	6,071	U
166	0305137F	National Airspace System (NAS) Plan	4			35,000	U
167	0305142F	CENTENNIAL	4				U
168	0305158F	Constant Source	4			6,714	U
169	0305887F	Electronic Combat Intelligence Support	4		1,744	1,841	U
170	0401316F	Senior Citizen	4				U
171	0401840F	MAC Command and Control System	4	9,907	10,919	11,626	U
172	0502610F	A-7 Squadrons (ANG)	4	78,998	19,945		U
173	1110011F	Force Enhancements-Active	4	152,101	38,443		U
Tactical Programs				4,067,135	3,884,590	3,777,193	

SSX

UNCLASSIFIED

TABLE X-6 (CONT'D)

Department of the Air Force  
 FY 1991 R D T & E Program

Exhibit R-1

Appropriation: 3600 F Research Development Test & Eval AF

Date: 29 Jan 1990

Line No	Program Element Number	Item Nomenclature	Act	Thousands of Dollars			S e c
				FY 1989	FY 1990	FY 1991	
174	0301305F	Intelligence Production Activities	5				U
175	0301310F	Foreign Technology Division	5				U
176	0301314F	Infrared/Electro-Optical/Dir. Energy Weapons Processing and Exploitation	5				U
177	0301315F	Missile and Space Technical Collection	5				U
178	0301317F	SENIOR YEAR Operations	5				U
179	0301324F	FOREST GREEN	5				U
180	0301357F	NUDET Detection System	5				U
181	0303110F	Defense Satellite Communications System	5	32,565	25,105	16,484	U
182	0303126F	Long-Haul Communications (DCS)	5	4,304	3,215	3,570	U
183	0303144F	Electromagnetic Compatibility Analysis Center (ECAC)	5	8,395	8,746	9,637	U
184	0303401F	Communications Security (COMSEC)	5				U
185	0304111F	Special Activities	5				U
186	0305114F	Traffic Control, Approach, and Landing System (TRACALS)	5	30,613	20,809	16,557	U
187	0305159F	Defense Reconnaissance Support Activities	5				U
188	0305164F	NAVSTAR Global Positioning System (User Equipment)	5	40,736	35,171	12,923	U
189	0305165F	NAVSTAR Global Positioning System (Space and Control Segments)	5	46,421	32,863	48,871	U
190	0305185F	CAVALRY	5				U
		Intelligence and Communications		2,056,615	2,123,992	2,265,100	
191	0603402F	Space Test Program	6	43,391	48,951	51,524	U

956

UNCLASSIFIED

TABLE X-6 (CONT'D)

Department of the Air Force  
FY 1991 R D T & E Program

Exhibit R-1

Appropriation: 3600 F Research Development Test & Eval AF

Date: 29 Jan 1990

Line No	Program Element Number	Item Nomenclature	Act	Thousands of Dollars			S e c
				FY 1989	FY 1990	FY 1991	
192	0603438F	Satellite Systems Survivability	6	4,873	10,266	10,558	U
193	0604211F	Advanced Aerial Target Development	6	3,631	3,248	16,209	U
194	0604227F	Training Systems Development	6	64,045	58,186	41,220	U
195	0604243F	Manpower, Personnel and Training Development	6		4,392	3,494	U
196	0604408F	Advanced Launch System	6		86,222	60,314	U
197	0604609F	R&M Maturation/Technology Insertion	6	22,388	19,166	19,532	U
198	0604707F	Weather Systems - Eng Dev	6	8,420	4,775	5,361	U
199	0604735F	Range Improvement	6	20,196	80,963	100,928	U
200	0604747F	Electromagnetic Radiation Test Facilities	6	5,253	4,181	4,788	U
201	0604755F	Improved Capability for Development Test & Evaluation	6	51,269	51,529	45,720	U
202	0605101F	Project Air Force	6	21,881	23,320	24,611	U
203	0605306F	Ranch Hand II Epidemiology Study	6	313	1,375	1,524	U
204	0605502F	Small Business Innovative Research	6	71,145			U
205	0605708F	Navigation/Radar/Sled Track Test Support	6	20,394	23,032	27,223	U
206	0605712F	Initial Operational Test and Evaluation	6			20,884	U
207	0605807F	Test and Evaluation Support	6	301,105	294,352	318,639	U
208	0605808F	Development Planning	6	17,052	6,814	9,138	U
209	0605809F	DYCOMS	6	9,053	4,968	3,369	U
210	0605863F	RDT&E Aircraft Support	6	54,146	54,249	61,793	U
211	0605894F	Real Property Maintenance - RDT&E	6	82,640	81,544	92,383	U

X57

UNCLASSIFIED

TABLE X-6 (CONT'D)

Department of the Air Force  
 FY 1991 R D T & E Program

Exhibit R-1

Appropriation: 3600 F Research Development Test & Eval AF

Date: 29 Jan 1990

Line No	Program Element Number	Item Nomenclature	Act	Thousands of Dollars		
				FY 1989	FY 1990	FY 1991 <sup>e</sup>
212	0605896F	Base Operations - RDT&E	6	63,880	62,037	61,722 U
213	0305110F	Satellite Control Network	6	92,254	85,579	127,454 U
214	0305119F	Medium Launch Vehicles	6	462,092	361,527	234,297 U
215	0305130F	Consolidated Space Operations Center	6	34,913	26,938	24,323 U
216	0305160F	Defense Meteorological Satellite Program (DMSP)	6	51,381	47,641	49,666 U
217	0305171F	Space Shuttle Operations	6	37,732	54,617	19,059 U
218	0701112F	Inventory Control Point Operations	6	4,399	4,621	4,881 U
219	0702207F	Depot Maintenance (Non-IF)	6	953	2,428	2,740 U
220	0708011F	Industrial Preparedness	6	96,430	85,000	72,133 U
221	0708026F	Productivity, Reliability, Availability, Maintain. Prog Ofc (PRAMPO)	6	19,166	19,158	20,187 U
222	0901218F	Civilian Compensation Program	6		4,148	4,478 U
223	1001004F	International Activities	6	3,114	3,177	4,011 U
Defensewide Mission Support				1,667,509	1,618,404	1,544,163
Total Research Development Test & Eval AF				14,668,184	13,496,884	13,276,300

85X

UNCLASSIFIED

TABLE F-1  
GLOSSARY

ACCEPTANCE. Aircraft, missile or drone which has been shop-assembled and fully inspected by constituted USAF, Navy or Army production authorities, and for which the title, responsibility, and accountability has been assumed by the contracting agency of the recipient.

ACS. Advanced Communications System.

ACTIVE DUTY FOR PAY ONLY. Reservist assigned to training categories which provide pay only for their annual two-week tours or other special Annual Active Duty (AAD) tours. They may participate in additional inactive duty for training but for points only.

ACTIVE DUTY (AD) FOR TRAINING. A tour of AD reserve training under orders which provide for automatic reversions to the Air Reserve Forces (ARF) not on AD when the specified period of AD is completed. It includes annual tours, special tours, school tours, and the initial tour performed by enlistees without prior military service.

AEROSPACE DEFENSE CENTER (ADC). Constituted as Aerospace Defense Center, 18 October 1979; activated as a Direct Reporting Unit, 1 December 1979; incorporated into Space Command, 1 October 1982.

AIRCRAFT. A heavier-than-air vehicle, designed primarily for flight in the atmosphere, which has incorporated in its prime design the ability and/or requirement for human occupancy.

a. ADMINISTRATIVE. Aircraft assigned to support command administrative, executive, and inspection functions.

b. COMBAT FLYING SUPPORT. Aircraft assigned for the purpose of accomplishing essential combat flying functions that cannot be performed in tactical type aircraft.

c. COMBAT SUPPORT. Aircraft assigned for the direct accomplishment of combat support operations.

d. COMBAT UNIT. Aircraft assigned for the direct accomplishment of combat unit operations.

e. COMBAT UNIT SUPPORT. Aircraft assigned for the direct support of combat units and combat supporting unit operations.

f. COMMAND MISSION SUPPORT. Aircraft assigned to accomplish necessary unscheduled airlift or personnel and materiel in support of Air Force bases and units.

TABLE F-1 (Continued)  
GLOSSARY

g. GENERAL PURPOSE AIRCRAFT. Aircraft assigned to attain air superiority over battle areas, provide close air support, interdict enemy supply and communications facilities and provide air logistics support.

h. INDUSTRIALLY FUNDED. Aircraft assigned to Military Airlift Command (MAC) for the accomplishment of single manager operations for airlift service.

i. NON-OPERATING ACTIVE AIRCRAFT. Aircraft of the following types: Enroute aircraft other than ferry flights; enroute aircraft on ferry flights; MAP aircraft temporarily diverted to USAF; non-MAP aircraft temporarily diverted to USAF; new production aircraft; flyable storage; battle damage, evacuate to CONUS; repair by Rapid Area Maintenance (RAM) team; awaiting major components; battle damage, AFLC assistance not required; battle damage, evacuate to contractor; crash/battle damage, awaiting AFLC assistance or decision on contract work (for use by Air Force Logistics Command only); extended transient maintenance, (for base use only); depot level work-field teams; crash damage (base use only); depot work (for AFLC use only); depot prototyping, for use by Air Force Logistics Command only; major maintenance awaiting AFLC decision; crash damage, AFLC, contract work (for Air Force Systems Command only); major command programmed maintenance; excess to command requirements.

j. OPERATING ACTIVE. Aircraft currently and actively engaged in or supporting flying missions.

k. OPERATIONAL SUPPORT. Aircraft assigned to Air Force units in support of proficiency flying for those rated personnel who are not assigned to crew positions and cannot be provided their flying requirements in aircraft assigned in any other code.

l. SPECIAL ACTIVITY. Aircraft assigned to accomplish special activities of the Air Force and other government agencies.

m. STRATEGIC - DEFENSIVE. Aircraft to defend against enemy aerospace attack.

n. STRATEGIC - OFFENSIVE. Aircraft with long-range weapons delivery capability.

o. TEST. Aircraft assigned to evaluate other aircraft airframe and/or its components.

p. TEST SUPPORT. Aircraft assigned for the purpose of supporting test programs by actual participation, or for the purpose of research, development, or test of equipment requiring airborne platforms.



TABLE F-1 (Continued)  
GLOSSARY

AIR FORCE ACCOUNTING AND FINANCE CENTER (AFAFC). Established as Air Force Finance Division and organized as a Separate Operating Agency, 1 January 1951; redesignated Air Force Accounting and Finance Division, 1 September 1957; redesignated Air Force Accounting and Finance Center, 1 July 1959.

AIR FORCE AUDIT AGENCY (AFAA). Constituted as Air Force Audit Agency and activated as a Separate Operating Agency, 31 December 1971.

AIR FORCE COMBAT OPERATIONS STAFF (AFCOS). Constituted as Air Force Combat Operations Staff, 28 November 1978; activated as a Direct Reporting Unit, 1 December 1978.

AIR FORCE COMMISSARY SERVICE (AFCOMS). Constituted as Air Force Commissary Service and activated as a Separate Operating Agency, 1 January 1976; reassigned, as a subordinate unit, to Air Force Engineering and Services Agency (later, Center), 8 April 1977; returned to status of Separate Operating Agency, 1 December 1978.

AIR FORCE COMMUNICATIONS COMMAND (AFCC). Constituted as Army Airways Communications System Wing, 13 April 1943; activated as part of Flight Control Command, 26 April 1943; reassigned directly to Army Air Forces, 14 July 1943; redesignated Army Airways Communications System, 26 April 1944; redesignated Air Communications Service, and reassigned Airways and Air Communication Service, 11 September 1946; reassigned to Military Air Transport Service, 1 June 1948; relieved from assignment to Military Air Transport Service, elevated to a Major Command, and redesignated Air Force Communications Service, 1 July 1961; designated Air Force Communications Command, 15 November 1979.

AIR FORCE ENGINEERING AND SERVICES CENTER (AFESC). Constituted as Air Force Engineering Agency and activated as a Separate Operating Agency, 8 April 1977; redesignated Air Force Engineering and Services Center, 30 June 1978.

AIR FORCE INSPECTION AND SAFETY CENTER (AFISC). Constituted as Air Force Inspection and Safety Center and activated as a Separate Operating Agency, 31 December 1971.

AIR FORCE INTELLIGENCE SERVICE (AFIS). Constituted as Air Force Intelligence Service and activated as a Separate Operating Agency, 27 June 1972.

AIR FORCE LEGAL SERVICES CENTER (AFLSC). Constituted as Air Force Legal Services and activated as a Separate Operating Agency, 1 July 1978.

TABLE F-1 (Continued)  
GLOSSARY

AIR FORCE LOGISTICS COMMAND (AFLC). Established as Army Air Forces Materiel and Services, 14 July 1944; organized as a Major Command, 17 July 1944; redesignated Army Air Force Air Technical Service Command, 1 July 1945; redesignated Air Technical Service Command, 9 March 1946; redesignated Air Force Logistics Command, 1 April 1961.

AIR FORCE MANPOWER AND PERSONNEL CENTER (AFMPC). Constituted as Air Force Military Personnel Center and activated as a Separate Operating Agency, 31 December 1971; redesignated Air Force Manpower and Personnel Center, 30 June 1978.

AIR FORCE MEDICAL SERVICE CENTER (AFMSC). Constituted as Air Force Medical Service Center and activated as a Separate Operating Agency, 1 July 1978.

AIR FORCE NATIONAL GUARD AIR ALERT PILOTS. Officers of the Air Force National Guard who are authorized to augment active Air Force Units for short periods of active duty to perform air alert duty.

AIR FORCE OFFICE OF SECURITY POLICE (AFOSP). Constituted as Air Force Office of Security Police and activated as a Separate Operating Agency, 1 September 1979.

AIR FORCE OFFICE OF SPECIAL INVESTIGATIONS (AFOSI). Constituted as Air Force Office of Special Investigations and activated as a Separate Operating Agency, 31 December 1971.

AIR FORCE PERSONNEL. Air Force Military personnel on active duty, not including Air Force Academy cadets or personnel on active duty for training.

AIR FORCE RESERVE (AFRES, AFR OR USAFR). Constituted as Air Force Reserve and activated as a Separate Operating Agency, 21 June 1968; organized, 1 August 1968; status changed from a Separate Operating Agency to a Direct Reporting Unit, 1 July 1978.

a. ACTIVE DUTY FOR PAY ONLY. Reservists assigned to training categories which provide for pay only for their annual two-week tours or other special Annual Active Duty (AAD) tours. They may participate in additional inactive duty for training but for points only.

b. ACTIVE DUTY (AD) FOR TRAINING. A tour of AD reserve training under orders which provide for automatic reversions to the Air Reserve Forces (ARF) not on AD when the specified period of AD is completed. It includes annual tours, special tours, school tours, and the initial tour performed by enlistees without prior military service.

TABLE F-1 (Continued)  
GLOSSARY

c. DRILL PAY STATUS RESERVISTS. Reservists assigned to reserve sections in which they are authorized to receive pay for inactive and active duty training performed.

d. FULL TIME. Consists of selected reservists on active duty to provide unit and augmentation support to the Ready Reserve.

e. INACTIVE DUTY TRAINING. Training performed by a USAFR member (while not on Active Duty (AD)) for which pay and point credit may be authorized.

f. INDIVIDUAL MOBILIZATION AUGMENTEE: A Ready Reserve member not in a unit organized to serve as a unit but assigned against an individual manpower authorization, normally in, but not limited to, a Regular Air Force unit.

g. NON-PRIOR SERVICE PERSONNEL. Individuals who do not hold and have never held status as members of any other armed service including any Reserve component. They are subject to the initial active duty training tour for a minimum of 12 weeks.

h. OBLIGATED RESERVE SECTION (ORS). The ORS is an active status section of the Ready Reserve administered by the Air Reserve Personnel Center (ARPC). Individuals without assignments who have an unfulfilled military service obligation or active service obligations are assigned to ORS pending completion or termination of their obligation.

i. READY RESERVE. Consists of units and individual members of the ARF liable for involuntary order to Extended Active Duty (EAD) in time of war or national emergency, or to any situation that the national security requires.

j. REINFORCEMENT DESIGNEE. A Ready Reserve member assigned to an Air Reserve Squadron, the Ready Reinforcement Personnel Section of the Obligated Reserve Section. They represent a pool resource providing the Air Force with an added manning capability for needs which can be anticipated but which cannot be precisely established by grade and AFSC. They are in nonpay status.

k. RESERVE OFFICER REPRESENTATION ON AIR FORCE STAFFS (STATUTORY TOURS). USAFR officers assigned under 10 U.S.C. 265, 8033, 8019 to USAF staff positions and Major Commands to formulate plans and policies affecting the USAFR.

l. RETIRED RESERVE. Consists of USAFR members who, on the basis of law, have been determined eligible for retirement with or without pay and who are assigned upon their request or by law to the Retired Reserve.

TABLE F-1 (Continued)  
GLOSSARY

m. STANDBY RESERVE. Consists of the Nonaffiliated Reserve Section (NARS) (Active Status) and the Inactive Status List Reserve Section (ISLRS) assigned to and administered by ARPC. Members may only be ordered to EAD in time of war or national emergency declared by Congress.

AIR FORCE SERVICE INFORMATION AND NEWS CENTER (AFSINC). Constituted as Air Force Service Information and News Center and activated as a Separate Operating Agency, 1 June 1978.

AIR FORCE SYSTEMS COMMAND (AFSC). Established as Research and Development Command, 23 January 1950; organized as a Major Command, 1 February 1950; redesignated Air Research and Development Command, 16 September 1950; redesignated Air Force Systems Command, 1 April 1961.

AIR FORCE TEST AND EVALUATION CENTER (AFTEC). Constituted as Air Force Test and Evaluation Center and activated as a Separate Operating Agency, 1 January 1974.

AIRLIFT. Deployment of personnel, equipment and supplies.

AIR NATIONAL GUARD SUPPORT CENTER (ANGSC). Constituted as Air National Guard Support Center, 10 May 1979; activated as a Direct Reporting Unit, 1 June 1979.

AIR TRAINING COMMAND (ATC). Established as a Major Command under designation of Air Corps Flying Training Command, 23 January 1942; redesignated Army Air Forces Flying Training Command, March 1942; redesignated Army Air Forces Training Command, 31 July 1943; redesignated Air Training Command, 1 July 1946.

ALASKAN AIR COMMAND (AAC). Constituted as Alaskan Air Force, 28 December 1941; activated as a Major Command, 15 January 1942; redesignated Eleventh Air Force, 5 February 1942; redesignated Alaskan Air Command, 18 December 1945.

ALBERT F. SIMPSON HISTORICAL RESEARCH CENTER (AFSHRC). Constituted as Albert F. Simpson Historical Research Center, 25 May 1979; activated as a Direct Reporting Unit, 1 July 1979.

ALCM. Air Launched Cruise Missile.

AMRAAM. Advanced Medium Range Air-To-Air Missile.

APPROPRIATION. Funds enacted by Congress to provide to the Air Force dollars for acquiring, implementing, operating, maintaining, and supporting its missions, functions, and activities. Before FY 1971, the aircraft, missile, and other procurement appropriations were no-year accounts, that is, available for obligation until expended. Since FY 1971, these appropriations

TABLE F-1 (Continued)  
GLOSSARY

have been designated multiple-year appropriations and are available for obligation for three years. Example: FY 1982 funds made available for these appropriations will expire for obligation purposes on 30 September 1984 and lapse for disbursement purposes on 30 September 1986. The Research, Development, Test and Evaluation appropriation (also a no-year account before FY 1971) is now a multiple-year appropriation, but available for obligation only for two years. Example: FY 1982 funds made available for this appropriation will expire for obligation purposes on 30 September 1983 and lapse for disbursement purposes on 30 September 1985. Military Construction was a no-year account before FY 1979. Subsequent to FY 1979 the appropriation was designated as a multiple-year (5-year) appropriation by Congress. Examples: 1982 funds made available will expire for obligation purposes on 30 September 1986 and lapse for disbursement purposes on 30 September 1988. Single-year appropriations such as FY 1982 Operation and Maintenance (O&M); Military Personnel; Reserve Personnel Air Force; O&M Air Force Reserve; O&M National Guard; National Guard Personnel, Air Force; etc., will expire for obligation purposes on 30 September 1982. (AFR 173-13/Atch 1/1 Feb 82)

APPROPRIATION ACCOUNT. An account established to make amounts available for obligation and expenditure from the Treasury. Appropriation accounts include not only accounts to which money is appropriated, but also revolving funds, working funds, trust funds, etc. Appropriation accounts do not include official deposit funds. (AFR 173-13/Atch 1/1 Feb 82)

APPROPRIATION 3010: AIRCRAFT PROCUREMENT. Provides for fabricating and procuring aircraft weapon systems, modifications, direct group support equipment, aircraft industrial facilities, spares and repair parts, war consumables, miscellaneous aircraft requirements, and first destination transportation. It includes procuring Air Force Stock Fund items (except from the stock fund), base procurement, contract technical services, engineering data, installing prototype modification under HQ USAF approved-and-directed modernization and maintenance programs, and labor required for Class IV and V modifications, when the aircraft are a part of the scheduled modernization program. (AFR 173-13/Atch 1/1 Feb 82)

APPROPRIATION 3020: MISSILE PROCUREMENT. Provides for fabricating and procuring missile weapon systems, operational space systems, modifications, spares and repair parts, component improvements, industrial facilities, miscellaneous missile requirements, first destination transportation, site activation, and technical data. It excludes procuring Air Force Stock Fund items (except from the stock fund), base procurement, and contract technical services. (AFR 173-13/Atch 1/1 Feb 82)

TABLE F-1 (Continued)  
GLOSSARY

APPROPRIATION 3080: OTHER PROCUREMENT. Provides for fabricating and procuring direct and indirect ground weapon support material (munitions and associated equipment, vehicular equipment, electronic and telecommunication equipment, other base maintenance and support equipment), other industrial facilities, equipment modifications, investment-type spares, and first destination transportation. It includes installation and replacement of equipment, production, product improvement, testing, technical data and handbooks procured with end item equipment. (AFR 173-13/Atch 1/1 Feb 82)

APPROPRIATION 3300: MILITARY CONSTRUCTION. Provides for acquiring, constructing, installing and equipping temporary or permanent public works, military installations, and facilities for the Regular Air Force. It includes planning and design, major construction (inside and outside of the United States), minor construction, and support activities. (AFR 173-13/Atch 1/1 Feb 82)

APPROPRIATION 3400: OPERATION AND MAINTENANCE: Provides for financing day-to-day operating and maintenance costs of Air Force activities. These funds include amounts for pay of civilians, contract services for maintenance of equipment and facilities, fuel, supplies, and repair parts for weapon systems and equipment. (AFR 173-13/Atch 1/1 Feb 82)

APPROPRIATION 3500: MILITARY PERSONNEL. Provides for military personnel costs including pay and allowances for officers, enlisted personnel, and cadets; subsistence of enlisted personnel; movements-permanent change of station (PCS); and other military personnel costs such as apprehension of deserters, interest on enlisted personnel deposits, and death gratuities. (AFR 173-13/Atch 1/1 Feb 82)

APPROPRIATION 3600: RESEARCH, DEVELOPMENT, TEST AND EVALUATION (RDT&E). Provides for research, development, test and evaluation, and for operating and maintaining R&D facilities, for example, technology base, advanced technology development, strategic programs, tactical programs, intelligence and communications programs, and program-wide management and support. (AFR 173-13/Atch 1/1 Feb 82)

APPROPRIATION REIMBURSEMENT. Amounts collected or to be collected for commodities, work or service furnished or to be furnished to another appropriation or fund or to an individual, firm or corporation which by law may be credited to an appropriation or fund account. Amounts to be collected include accounts receivable, reimbursement earned but not billed and amounts anticipated for the remainder of the year. They may also include inter-agency orders accepted and on hand for which

TABLE F-1 (Continued)  
GLOSSARY

delivery has not been made, to the extent that this order is a valid obligation of this ordering agency and the collection will be credited to the appropriation being reported.

APPROVED PROGRAM. Scope and dollar amount approved for implementation of construction and funding by appropriate authority of Office of the Secretary of Defense and/or the Office of Management and Budget through appointment or program clearance.

ASAT. Anti-Satellite (Space Defense and Operations).

B-52 CMI. B-52 Cruise Missile Integration.

B-52 OAS. B-52 Offensive Avionics System.

BASE YEAR. A point of reference representing a fixed price level; usually defined as the fiscal year of initial funding on a program, for example, base year FY 1975 for the F-16, or fixed point in time for starting and index. (AFR 173-2)

BASE-YEAR DOLLARS. Constant dollars of a specified program base year, normally the year of the development estimate.

BUDGET PROGRAM. A subdivision established under an appropriation to identify a significant segment of Air Force operations.

C-1 FULLY READY. An organization fully capable of performing the mission(s) for which it is organized or designed.

C-2 SUBSTANTIALLY READY. An organization capable of performing the mission(s) for which it is organized or designed but having minor deficiencies which reduce its effectiveness.

C-3 MARGINALLY READY. An organization with major deficiencies of such magnitude as to limit severely its capability to perform the mission(s) for which it is organized or designed.

C-4 NOT READY. An organization not capable of performing the mission(s) for which it is organized or designed.

C-5 SERVICE PROGRAMMED NOT COMBAT READY. A unit which, due to service programs, does not possess the prescribed wartime resources or cannot perform the wartime mission for which it is organized, designed, or tasked.

TABLE F-1 (Continued)  
GLOSSARY

CHARGEABLE MILITARY PERSONNEL:

1. All USAF Military Personnel on Extended Active Duty who are authorized and assigned to active Air Force Units against position spaces which are chargeable against USAF Authorized Manpower Ceilings.

2. USAF Academy Cadets.

3. Air Force National Guard Air Alert Pilots.

CONSTANT-YEAR DOLLARS. The purchasing power of a dollar of any specific year, past, present, or future.

CONUS OTH-B RADAR. Continental United States over the Horizon-Backscatter Radar.

CURRENT OR THEN-YEAR DOLLARS. Price level at the time expenditures are actually made; includes estimated inflation for out-years.

DEPARTMENT OF AIR FORCE MILITARY PERSONNEL. Military personnel who have been commissioned, appointed, enlisted, or recalled in the United States Air Force.

DEPLOYMENT AREA.

CONTINENTAL	- North America and Caribbean Area
FAR EAST	- The Pacific Ocean Area
EUROPE	- Continental Europe, British Isles, Middle East, and North Africa

DISBURSEMENT. The amount of expenditure checks issued and cash payments made, net of refunds received. Disbursements include all advances.

DMSP. Defense Meteorological Satellite Program.

DRILL PAY STATUS RESERVISTS. Reservists assigned to reserve sections in which they are authorized to receive pay for inactive and active duty for training performed.

DRONE. Any aircraft or missile modified or produced as a target for weapon evaluation or crew training, or for reconnaissance, and which has incorporated into its prime design the capability to be flown by remote control.

DSCS III. Defense Satellite Communications System III.

DSP. Defense Support Program.



TABLE F-1 (Continued)  
GLOSSARY

ELECTRONIC SECURITY COMMAND (ESC). Established as United States Air Force Security Service, 20 October 1948; organized as a Major Command, 26 October 1948; redesignated Electronic Security Command, 1 August 1979.

EXPENDITURE. Payment of obligations.

FIRST TERM AIRMAN. A regular Air Force Airman with no prior military service, serving on his/her first enlistment in the United States Air Force.

FMC. Fully Mission Capable.

FLYAWAY COST. Airframe, Propulsion Equipment, Electronics, Armament, Avionics, Installed Government-Furnished Equipment, and Nonrecurring Production Costs.

FLYING HOURS--MISSION (FH/M). For combat unit aircraft, the average annual flying hours flown on missions such as exercises, deployments, and those directed by higher headquarters. Hours scheduled specifically for the accomplishment of individual or crew proficiency training requirements are excluded. For combat support unit aircraft, these are the average quarterly flying hours flown in performance of the assigned unit mission. (AFR 173-13/Atch 1/1 Feb 82)

FULL TIME RESERVISTS. Consists of selected reservists on active duty to provide unit and augmentation support to the Ready Reserve.

FUND. A sum of money or other resource authorized by law to be set aside and to be used or expended only for specified purposes.

LANTIRN. Low Altitude Navigation and Targeting Infrared System for Night.

GUIDED MISSILE. Unmanned, self-propelled vehicle designed to move in a trajectory or flight path all or partially above the earth's surface and whose trajectory or course, while the vehicle is in motion, is capable of being controlled remotely or by homing systems, or by inertial and/or programmed guidance from within. This term does not include space vehicles, space boosters, or Naval torpedoes, but it does include target and reconnaissance drones.

INACTIVE AIRCRAFT. Aircraft which are exempt from reporting.

INACTIVE DUTY TRAINING. Training performed by a USAFR member (while not on Active Duty (AD)) for which pay and point credit may be authorized.

TABLE F-1 (Continued)  
GLOSSARY

INDICES.

(a) Raw. An annual compounding of escalation or inflation rates from a fixed point of reference, designated as 100 or 1.0 and called the base year.

(b) Weighted. A combination of raw escalation or inflation indices and outlay rates that indicate the amount of escalation occurring over the entire period of time that is required to expend TOA. (AFR 173-2)

MAJOR FORCE PROGRAM (MFP). The first breakout of the Five Year Defense Program consisting of eleven programs that are organized so that a basic distinction can be made between: (a) activities directly related to defense posture on which independent decisions can be made ("Strategic Forces," for example), and (b) activities whose size and resources are essentially dependent on the size and position of the independent activities ("Administration," for example.) MFPs are displayed so that the force-oriented (independent) programs are listed ahead of the support (dependent) programs. (AFR 173-13/Atch 1/1 Feb 82)

MAJOR INSTALLATIONS. (Air Force Base, Air Base, Air Reserve Base or Air Guard Base). A self-supporting center of operations for actions of importance to Air Force combat, combat support, or training. Operated by an Active, Reserve, or Guard unit of group size or larger with all land, facilities and organic support needed to accomplish the unit mission. Must have real property accountability through ownership, lease, permit, or other written agreement for all real estate and facilities. Agreements with foreign governments which give the Air Force jurisdiction over real property meet this requirement. Shared use agreements (as opposed to joint use agreements where the Air Force own the runway) do not meet the criteria to be major installations.

MC. Mission Capable.

MILITARY AIRLIFT COMMAND (MAC). Established as Military Air Transport Service and organized as a Major Command, 1 June 1948; redesignated Military Airlift Command, 1 January 1966.

MILITARY STRENGTH BY COMMAND. All USAF Military Personnel (Permanent Party and Pipeline) who are assigned to active Air Force Units. This strength is composed of individuals, regardless of chargeability to military personnel ceilings, who as individuals are under the jurisdiction of the Secretary of the Air Force.

MINOR INSTALLATIONS. (Air Force Station, Air Station, Air Reserve Station or Air Guard Station). Facility operated by Active, Reserve, or Guard unit of at least squadron size that does not otherwise satisfy all the criteria for a major installation. Examples of minor installations are Reserve and Guard flying operations that are located at civilian-owned airports.

TABLE F-1 (Continued)  
GLOSSARY

MISSION, DESIGN, AND SERIES (MDS). Air Force Regulation 82-1, dated 27 March 1974, "Designated and Naming Defense Equipment (Military Aircraft, Rockets, and Guided Missiles)," established a uniform system for designating and naming military aircraft and missiles. DOD Directive 4120.15-L, 15 April 1974, "Model Designation of Military Aircraft, Rockets and Guided Missiles," lists the current designation for each of these aerospace vehicles.

An alphanumeric code used to identify a specific type of aircraft. The Mission symbol, "a letter", is used to denote the primary function or capability of an aircraft (for example, "F" in F-4, for fighter). The Design number denotes different aircraft with the same function (for example, "4" in F-4, as opposed to "15" in F-15). The Series symbol, "a letter," is used to denote that significant differences exist between related aircraft because of follow-on production or major modification (for example, "C" in F-4C, as opposed to "D" F-4D).

In certain cases, another letter can precede the MDS designation. This letter is used to indicate that the particular aircraft no longer has the same characteristics as others of the same MDS; (for example, "R" in RF-4C, as opposed to F-4C). This application is termed "modified Mission symbol."

Another example is "Y" in YF-4E, as opposed to F-4E. This application is termed "status prefix symbol." The modified Mission symbol indicates that the aircraft has more or different mission capabilities than others of the same MDS. The status prefix symbol indicates that the aircraft is not standard configuration and, therefore, not usable in a standard force unit.

MOBILIZATION AUGMENTEE. A Ready Reserve member not in a unit organized to serve as a unit but assigned against an individual manpower authorization, normally in, but not limited to, a Regular Air Force unit.

NAVSTAR GPS. Navstar Global Positioning System.

NMCB. Not Mission Capable Both Supply and Maintenance.

NMCM. Not Mission Capable Maintenance.

NMCS. Not Mission Capable Supply.

NON-CHARGEABLE MILITARY PERSONNEL. All Military Personnel on Extended Active Duty who are authorized and assigned to active Air Force Units against position spaces which are an addition to and not chargeable against USAF Authorized Manpower Ceilings.

TABLE F-1 (Continued)  
GLOSSARY

NON-PRIOR SERVICE PERSONNEL. Individuals who do not hold and have never held status as members of any other armed service including any Reserve component. They are subject to the initial active duty training tour for a minimum of 12 weeks.

OBLIGATED RESERVE SECTION (ORS). The ORS is an active status section of the Ready Reserve administered by the Air Reserve Personnel Center (ARPC). Individuals without assignments who have an unfulfilled Military Service Obligation or active obligations are assigned to ORS pending completion or termination of their obligation.

OBLIGATION. The dollar amount of an order placed, contract awarded, or service received, or any transaction which establishes a legal requirement for the ultimate disbursement of funds.

OBLIGATIONS INCURRED. Dollar amount of orders placed, contracts awarded, services received, and similar transactions during a given period requiring future payment of money.

OPERATING LOCATION. A permanent duty station of an individual. A station is considered permanent if the orders either specify no period or a period of three months or longer.

OUTLAYS. Gross payments less reimbursements, refunds, and loan repayments received and credited to the appropriation or fund account. Consists of expenditures and net lendings. The terms "outlay" and "expenditures" are virtually synonymous for the Air Force, since the only difference is a relatively insignificant amount of net lending.

PACIFIC AIR FORCES (PACAF). Constituted as Far East Air Forces, 31 July 1944; activated as a Major Command, 3 August 1944; redesignated Pacific Air Command, U.S. Army, 6 December 1945; redesignated Far East Air Forces, 1 January 1947; redesignated Pacific Air Forces, 1 July 1957.

PERMANENT PARTY PERSONNEL. Those USAF personnel assigned to an Air Force unit to perform their principal duty in the furtherance of the unit's mission and who are chargeable against the specific authorizations of the unit. This includes assigned overstrength.

PIPELINE PERSONNEL. Those USAF personnel assigned to an Air Force unit temporarily of the purpose for training or hospitalization, i.e., those who are temporarily ineffective. Such personnel are not chargeable against the specific authorizations of the unit to which they are assigned while in a pipeline status. Pipeline is composed of students and patients.

PLSS. Precision Location Strike System.

TABLE F-1 (Continued)  
GLOSSARY

PMC. Partially Mission Capable.

PRIOR SERVICE ENLISTMENTS.

1. Former regular airmen who have served a continuous period of duty.

2. Former commissioned or warrant officers who have been separated from the Air Force and who have enlisted in the Regular Air Force as airmen.

3. Former enlisted or inductees of the Army or the Navy who have served on active duty military service for a continuous period.

4. Former enlisted members of a Reserve component of the Air Force who have served on active military service.

PROCUREMENT COST. Flyaway Cost plus: Peculiar Ground Support Equipment, Peculiar Training Equipment, Publications, Technical Data, Contractor Technical Services, Installation and Checkout, Factory Training, and Initial Spares.

PROGRAM ACQUISITION COST. (As shown in SAR): Procurement Costs plus Research Development Test and Evaluation, and as appropriate, Military Construction and Operations and Maintenance.

PROGRAM YEAR. A fiscal year in the Five-Year Defense Program that ends not earlier than the second year beyond the current calendar year. Thus, during Calendar Year 1983, the first Program Year is 1985.

READY RESERVE. Consists of units and individual members of the ARF liable for involuntary order to Extended Active Duty (EAD) in time of war or national emergency, or to any situation that the national security requires.

REENLISTMENT. Airmen who enlist in the Regular Air Force within 90 days after separation from active Air Force duty. This applies to first term and career airmen.

REGULAR AIR FORCE PERSONNEL. Department of the Air Force Military Personnel who by enlistment, appointment, or commission are members of the Regular Air Force.

REINFORCEMENT DESIGNEE. A Ready Reserve member assigned to an Air Reserve Squadron, the Ready Reinforcement Personnel Section of the Obligated Reserve Section. They represent a pool resource providing the Air Force with an added manning capability for needs which can be anticipated but which cannot be precisely established by grade and AFSC. They are in nonpay status.

TABLE F-1 (Continued)  
GLOSSARY

RESERVE OFFICERS TRAINING CORPS (ROTC). A training corps with units established at civilian educational institutions to qualify students for appointment as Reserve Officers.

RESERVE OFFICER REPRESENTATION ON AIR FORCE STAFFS (STATUTORY TOURS). USAFR officers assigned under 10 U.S.C. 265, 8033, 8019 to USAF staff positions and Major Commands to formulate plans and policies affecting the USAFR.

RETIRED RESERVE. Consists of USAFR members who, on the basis of law, have been determined eligible for retirement with or without pay and who are assigned upon their request or by law to the Retired Reserve.

STANDBY RESERVE. Consists of the nonaffiliated Reserve Section (Active Status) and the Inactive Status List Reserve Section (ISLRS) assigned to and administered by ARPC. Members may only be ordered to EAD in time of war or national emergency declared by Congress.

STRATEGIC AIR COMMAND (SAC). Constituted as Continental Air Forces, 13 December 1944; activated as a Major Command, 15 December 1944; redesignated Strategic Air Command, 21 March 1946.

STUDENTS. Personnel assigned to a training status in a unit charged with administration of individuals attending a formal course of instruction at a Service or civilian school or a base military training course.

TACTICAL AIR COMMAND (TAC). Established and activated as a Major Command, 21 March 1946; reassigned, as an operational command to Continental Air Command, 1 December 1948; made an operational and administrative command under Continental Air Command, 20 September 1950; returned to status of Major Command, 1 December 1950.

UNITED STATES AIR FORCE ACADEMY (USAFA). Established, 27 July 1954; activated as a Separate Operating Agency, 14 August 1954; status changed from a Separate Operating Agency to a Direct Reporting Unit, 1 September 1978.

UNITED STATES AIR FORCES IN EUROPE (USAFE). Constituted as Eighth Air Force, 19 January 1942; activated as a Major Command, 28 January 1942; redesignated United States Air Strategic Air Forces in Europe, 22 February 1944; redesignated United States Air Forces in Europe, 7 August 1945.

USAFA CADET. U.S. Air Force Academy Cadet. USAFA Cadets are not assigned to active organized Air Force units. Students are assigned to the USAF academy for training and ultimate

TABLE F-1 (Continued)  
GLOSSARY

commissioning as Regular Air Force officers. These personnel are not considered part of active forces but are chargeable to the active force ceiling.

WAR READINESS MATERIEL (WRM). Quantities of materiel necessary to assure immediate availability of resources to support the initial phase of approved Air Force war plans in the event of an emergency.

1100th NATIONAL CAPITAL REGION SUPPORT GROUP. Designated as 1947th Administrative Support group, 21 June 1978; activated as a Direct Reporting Unit, 30 June 1978; designated 1100th Resource Management Group, 1 Oct 1985; and designated 100th National Capital Region Support Group, 1 Jan 1990.







