

**UNITED STATES AIR FORCE**

**STATISTICAL DIGEST**

**FISCAL YEAR 1997**

**PREPARED BY**

**DEPUTY ASSISTANT SECRETARY**

**(COST AND ECONOMICS)**

**ASSISTANT SECRETARY OF THE AIR FORCE**

**(FINANCIAL MANAGEMENT AND COMPTROLLER OF THE AIR FORCE)**

**SAF/FMC, 1130 AIR FORCE PENTAGON,**

**WASHINGTON, DISTRICT OF COLUMBIA 20330-1130**



April 1998

## FOREWORD

The United States Air Force Statistical Digest has been published each year since 1948. It is the longest running continuing publication in the Air Force having first appeared one year after the Air Force was formed as a separate service. Individuals requiring a historical description of Air Force resources, organizations, and activities have found each issue an invaluable addition to their reference sources.

We welcome your comments and suggestions for improvement of future issues. Suggested new topics and/or different data arrays will be seriously considered. This is your publication - we want to make it as useful as possible. Write to SAF/FMC, 1130 Air Force Pentagon, Washington, D.C. 20330-1130. The FY 1998 Statistical Digest should be available for distribution in the spring of 1999.

For more information about the office and activities of the Assistant Secretary of the Air Force (Financial Management and Comptroller) and subordinate offices, contact the SAF/FM web site on the Internet at <http://www.saffm.hq.af.mil/SAFFM>. This web site is also an excellent source for a wide array of information covering the entire spectrum of financial management.

Very special thanks goes again to Denise Wambach in SAF/FMC for compiling, editing, and preparing the Statistical Digest for publication as an additional duty in an already full day in the Pentagon. It is no easy task to orchestrate this very detailed publication comprised of extensive data across all Air Force functions.



**LEROY T. BASEMAN**  
Deputy Assistant Secretary  
(Cost and Economics)



**TABLE OF CONTENTS**

TITLE	TABLE	PAGE
<b>SECTION A - FEDERAL GOVERNMENT</b>		
GROSS DOMESTIC PRODUCT COMPONENTS (CONSTANT \$)	A-1	1
GROSS DOMESTIC PRODUCT COMPONENTS (THEN-YEAR \$)	A-2	2
FEDERAL BUDGET OUTLAYS BY SUPERFUNCTION (THEN-YEAR \$)	A-3	3
FEDERAL RECEIPTS AND OUTLAYS (THEN-YEAR \$)	A-4	4
FEDERAL RECEIPTS AND OUTLAYS (CONSTANT \$)	A-5	5
FEDERAL BUDGET RECEIPTS BY SOURCE (THEN-YEAR \$)	A-6	6
THE FEDERAL GOVERNMENT DOLLAR	A-7	7
<b>SECTION B - DEPARTMENT OF DEFENSE (DoD)</b>		
DoD APPROPRIATION ACTS - DATES OF ENACTMENT	B-1	8
DoD TOA AND OUTLAY BUDGET TRENDS (THEN-YEAR \$)	B-2	9
DoD LONG-RANGE FORECAST	B-3	10
DoD TOA: INVESTMENT, RESEARCH AND OPERATIONS ACCOUNTS (T-Y \$)	B-4	11
DoD BUDGET OUTLAYS: INVESTMENT, RESEARCH AND OPS ACCTS (T-Y \$)	B-5	12
DoD: TOA BY SERVICE COMPONENT (THEN-YEAR \$)	B-6	13
DoD: OUTLAYS BY SERVICE COMPONENT (THEN-YEAR \$)	B-7	14
DoD TOA: PROCUREMENT BY SERVICE COMPONENT (THEN-YEAR \$)	B-8	15
DoD TOA: RDT&E DETAIL (THEN-YEAR \$)	B-9	16
DoD PERSONNEL POPULATION BY SERVICE COMPONENT	B-10	17
DoD PAY (AS A PERCENT OF TOTAL DoD OUTLAYS)	B-11	18
DEFENSE OUTLAYS vs. PAYMENTS TO INDIVIDUALS (% OF GDP/GRAPH)	B-12	19-20
DEFENSE OUTLAYS vs. PAYMENTS TO INDIVIDUALS (% OF FEDERAL OUTLAYS)	B-13	21
<b>SECTION C - AIR FORCE (AF) BUDGET</b>		
AF TOA AND OUTLAY TRENDS (THEN-YEAR \$)	C-1	22
AF OUTLAYS BY APPROPRIATION (THEN-YEAR \$)	C-2	23
AF TOA BY APPROPRIATION (THEN-YEAR \$)	C-3	24
AF TOA: PROCUREMENT, RDT&E AND MILCON APPROPRIATIONS vs. ALL OTHER APPROPRIATIONS (CONSTANT \$)	C-4	25
TOTAL AF PERSONNEL BUDGET OUTLAY TRENDS (THEN-YEAR \$)	C-5	26
AF DIRECT PERSONNEL COST AND END STRENGTH (THEN-YEAR \$)	C-6	27
TOTAL AF O&M FUNDING DETAIL BY BUDGET ACTIVITY & COMMODITY GROUP (T-Y \$)	C-7	28
AF TOA CHANGES (CONSTANT \$)	C-8	29
AF FACILITIES MAINTENANCE & REPAIR - VALUE OF BACKLOG (T-Y \$)	C-9	30
AF MILITARY FAMILY HOUSING DATA	C-10	31

## TABLE OF CONTENTS

TITLE	TABLE	PAGE
<b>SECTION D - AIR FORCE PERSONNEL</b>		
AF MILITARY PERSONNEL	D-1	32
AF PERSONNEL DISTRIBUTION	D-2	33
AF PERSONNEL BY MAJCOMs, FOAs, AND DRUs	D-3	34-40
AF PERSONNEL BY STATE AND COUNTRY OF ASSIGNMENT	D-4	41-47
AF PERSONNEL DISTRIBUTION WITHIN MAJOR INSTALLATIONS	D-5	48-56
AF MANPOWER BY AF FUNCTIONAL GROUP	D-6	57-58
AF ACTIVE DUTY MILITARY PERSONNEL BY GRADE	D-7	59
AF MILITARY PERSONNEL BY AGE	D-8	60
AF MILITARY WOMEN BY GRADE	D-9	61
AF MILITARY MINORITY (RACIAL) POPULATION BY GRADE	D-10	62-63
AF MILITARY PERSONNEL BY ETHNIC DESCENT	D-11	64
OFFICER POPULATION BY EDUCATIONAL LEVEL	D-12	65
AF OFFICER PERSONNEL BY COMPETITIVE CATEGORY	D-13	66
AF OFFICER PERSONNEL BY OCCUPATIONAL FIELD	D-14	67
AF ACTIVE DUTY PILOTS AND NAVIGATORS , REQUIREMENTS & INVENTORY	D-15	68
AF RATED OFFICERS ON FLYING STATUS (BY GRADE)	D-16	69
AF PILOTS AND NAVIGATORS RECEIVING INCENTIVE PAY	D-17	70
AF PILOTS AND NAVIGATORS ACTUALLY FLYING	D-18	70
AF PILOTS AND NAVIGATORS BY MAJCOM/FOA/DRU	D-19	71-73
AF ENLISTED PERSONNEL BY CAREER FIELD	D-20	74
AF ENLISTED FORCE BY EDUCATIONAL LEVEL	D-21	75
AF NON-PRIOR SERVICE ENLISTED ACCESSIONS BY EDUCATION & GENDER	D-22	76
AF RESERVE PERSONNEL	D-23	77-79
AF MILITARY RETIREMENT PROGRAM POPULATION SUMMARY & COST	D-24	80
AF RETIRED MILITARY POPULATION BY GRADE	D-25	81
RETIRED MILITARY POPULATION BY DISABILITY CATEGORY	D-26	82
CIVILIAN PERMANENT AIR FORCE POSITIONS	D-27	83
KEY PERSONNEL OF THE AIR FORCE SECRETARIAT	D-28	84-87
KEY PERSONNEL OF THE AIR STAFF	D-29	88
KEY PERSONNEL OF MAJOR COMMANDS	D-30	89
KEY PERSONNEL OF FIELD OPERATING ACTIVITIES	D-31	90


## TABLE OF CONTENTS

TITLE	TABLE	PAGE
<b>SECTION E - AIR FORCE BASES, UNITS, MATERIAL AND FLYING HOURS</b>		
TOTAL AIRCRAFT INVENTORY (TAI) TRENDS	E-1	91
AF TOTAL AIRCRAFT INVENTORY BY MISSION	E-2	92
ICBM INVENTORY	E-3	92
AF SQUADRONS BY MISSION AREA	E-4	93
AIRCRAFT & MISSILE PROCUREMENT	E-5	94
AF SELECTED TOTAL AIRCRAFT INVENTORY BY MISSION/DESIGNATION	E-6	95-97
AF RESERVE SELECTED TAI BY MISSION/DESIGNATION	E-7	98
AIR NATIONAL GUARD SELECTED TAI BY MISSION/DESIGNATION	E-8	99
AF RESERVE FLYING UNIT LOCATIONS BY STATE	E-9	100
AIR NATIONAL GUARD FLYING UNIT LOCATIONS BY STATE AND TERRITORY	E-10	101
FLYING HOURS STRATIFIED BY REGULAR AND RESERVE FORCES, MAJCOM AND FOA	E-11	102
AF FLYING HOURS STRATIFIED BY AIRCRAFT MISSION/DESIGNATION	E-12	103-104
AF RESERVE FLYING HOURS STRATIFIED BY MISSION/DESIGNATION	E-13	105
ANG FLYING HOURS STRATIFIED BY MISSION/DESIGNATION	E-14	106
AF AVERAGE AIRCRAFT AGE TRENDS	E-15	107
REGULAR AF AVERAGE AGE OF AIRCRAFT BY MISSION/DESIGNATION	E-16	108-109
AF RESERVE AVERAGE AGE OF AIRCRAFT BY MISSION/DESIGNATION	E-17	110
ANG AVERAGE AGE OF AIRCRAFT BY MISSION/DESIGNATION	E-18	111
AVERAGE AGE OF MISSILES AND DRONES BY MISSION/DESIGNATION	E-19	112
AIR FORCE INSTALLATION POSTURE	E-20	113
AIRCRAFT MISHAP AND DESTROY RATES	E-21	114
<b>SECTION F - AIR FORCE INDICES, RATES AND FACTORS</b>		
GDP DEFLATOR, CONSUMER PRICE INDEX (CPI) AND CORE PRODUCER PRICE INDEX (PPI)	F-1	115
ANNUAL % CHANGE IN CONSUMER PRICE INDEXES	F-2	116
USAF RAW INFLATION INDICES BASED ON OSD INFLATION RATES	F-3	117
USAF WEIGHTED INFLATION INDICES BASED ON OSD INFLATION AND OUTLAY RATES	F-4	118
MILITARY MONTHLY BASIC PAY BY GRADE & YEARS OF SERVICE	F-5	119
MILITARY MONTHLY BASIC ALLOWANCE FOR QUARTERS & BASIC ALLOWANCE FOR SUBSISTENCE	F-6	120
MILITARY ANNUAL STANDARD COMPOSITE PAY	F-7	121
AF MILITARY STANDARD COMPOSITE PAY TRENDS	F-8	122
CIVILIAN PAY SCHEDULE	F-9	123
MILITARY AND CIVILIAN PAY INCREASE TRENDS	F-10	124





# SECTION A



**FEDERAL GOVERNMENT**

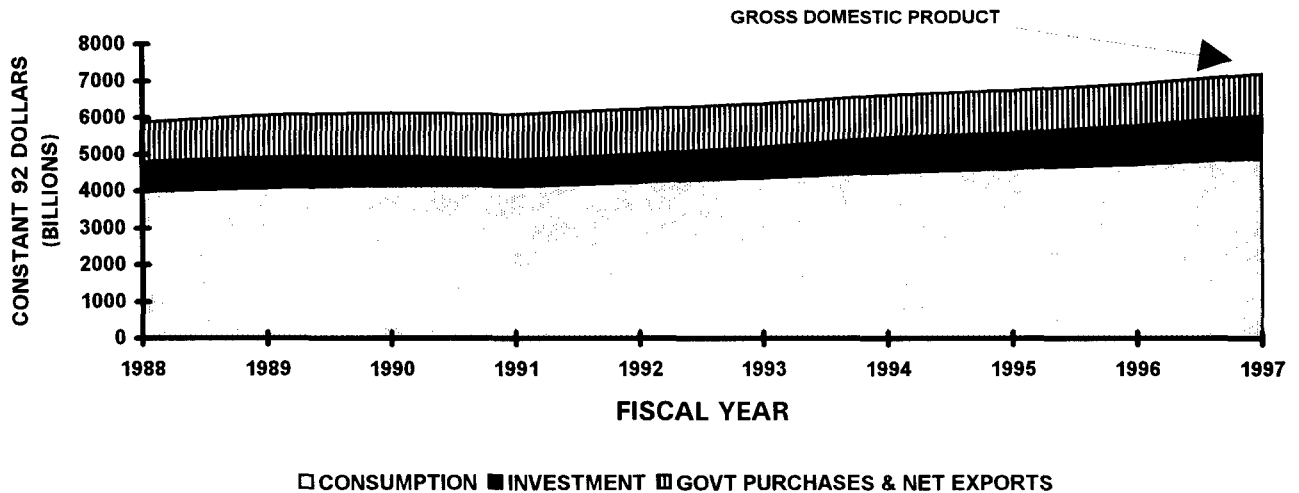


Table A-1

**GROSS DOMESTIC PRODUCT COMPONENTS**  
(CONSTANT 92 DOLLARS IN BILLIONS)  
(1)

CALENDAR YEAR	GDP	CONSUMPTION	INVESTMENT	GOVERNMENT PURCHASES		NET EXPORTS
				DEFENSE	NonDEFENSE (2)	
1988	5862.9	3972.7	830.1	405.5	775.7	-114.4
1989	6062.0	4064.6	865.3	401.6	812.7	- 82.7
1990	6136.3	4132.2	816.2	401.5	849.1	- 61.9
1991	6079.4	4105.8	738.1	397.5	860.7	- 22.3
1992	6244.4	4219.8	790.5	375.8	888.0	- 29.5
1993	6389.6	4343.6	864.9	354.4	897.6	- 70.2
1994	6610.7	4486.0	976.0	336.9	915.2	- 104.6
1995	6742.1	4595.3	990.8	322.6	929.1	- 98.8
1996	6928.4	4714.1	1068.8	317.8	939.8	- 114.4
1997	7191.4	4869.7	1188.6	309.0	961.2	- 142.1

**GDP MAJOR COMPONENTS**



FOOTNOTES: (1) May not add due to rounding.

(2) Includes purchases of federal, state, and local governments.

SOURCE: Economic Indicators, January 1998, Monthly report prepared for the Joint Economic Committee by the Council of Economic Advisers, Real Gross Domestic Product, p. 2.

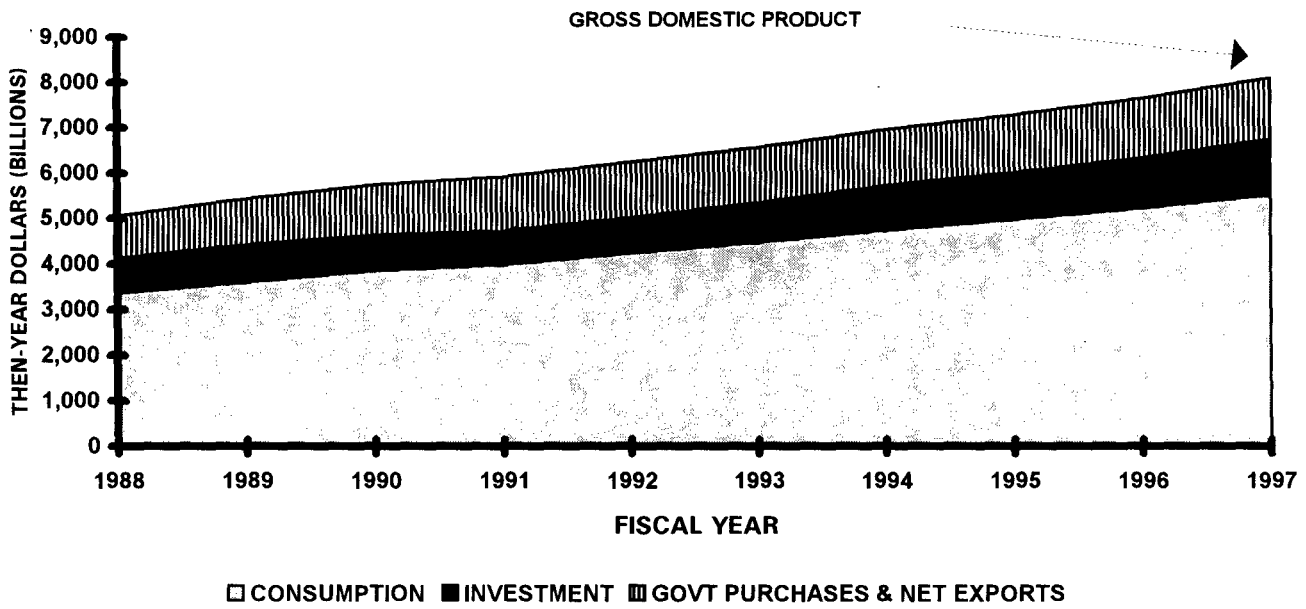
OPR: SAF/FMCEE, Mr. Steve Connair, (703) 695-5220 or DSN 225-5220.

Table A-2

**GROSS DOMESTIC PRODUCT COMPONENTS**  
(TYS: BILLIONS)

CALENDAR YEAR	GDP	CONSUMPTION	INVESTMENT	GOVERNMENT PURCHASES		NET EXPORTS
				DEFENSE	OTHER (2)	
1988	5049.6	3349.7	773.9	354.0	678.0	-106.1
1989	5438.7	3594.8	829.2	360.6	734.6	- 80.4
1990	5743.8	3839.3	799.7	373.1	803.0	- 71.3
1991	5916.7	3975.1	736.2	383.5	842.5	- 20.5
1992	6244.4	4219.8	790.4	375.8	888.0	- 29.5
1993	6558.1	4459.2	876.2	360.7	922.7	- 60.7
1994	6947.0	4717.0	1007.9	349.2	963.8	- 90.9
1995	7265.4	4957.7	1038.2	344.6	1011.0	- 86.0
1996	7636.0	5207.6	1116.5	352.8	1054.0	- 94.8
1997 (1)	8083.4	5488.6	1237.6	350.8	1103.1	- 96.7

**GDP MAJOR COMPONENTS**



FOOTNOTE: (1) Preliminary GDP as of February 1998.  
 (2) Includes federal non-defense and state and local government purchases.

SOURCE: Economic Indicators, January 1998, Monthly report prepared for the Joint Economic Committee by the Council of Economic Advisers, Gross Domestic Product, p. 1.

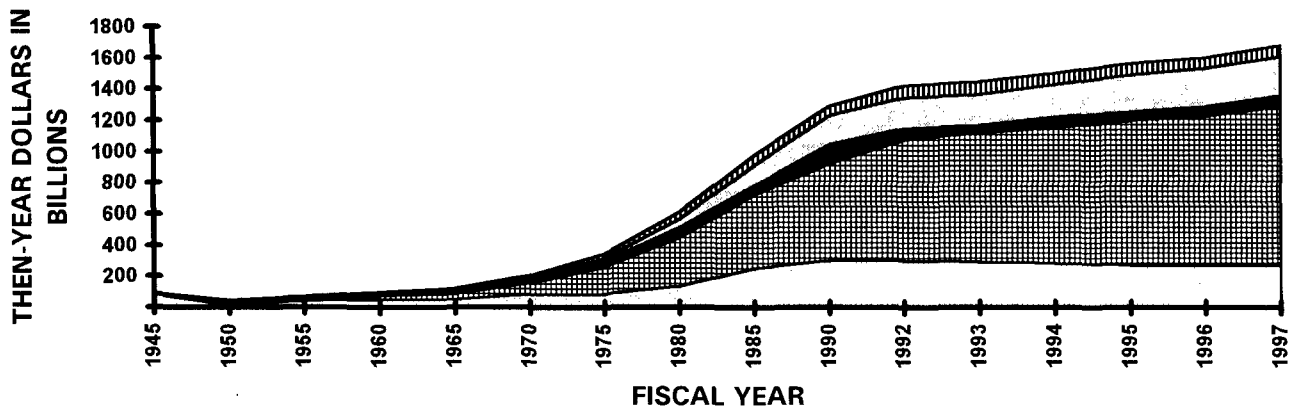
OPR: SAF/FMCEE, Mr. Steve Connair, (703) 695-5220 or DSN 225-5220

Table A-3

**FEDERAL BUDGET OUTLAYS BY SUPERFUNCTION**  
(Then-Year Dollars in Billions)

FISCAL YEAR	NATIONAL DEFENSE	HUMAN RESOURCES (1)	PHYSICAL RESOURCES (2)	NET INTEREST	OTHER (3)	TOTAL (4)
1945	83.0	1.9	1.7	3.1	4.4	92.7
1950	13.7	14.2	3.7	4.8	8.0	42.6
1955	42.7	14.9	2.7	4.9	6.7	68.4
1960	48.1	26.2	8.0	6.9	7.8	92.2
1965	50.6	36.6	11.3	8.6	17.1	118.2
1970	81.7	75.3	15.6	14.4	17.3	195.6
1975	86.5	173.2	35.4	23.2	27.5	332.3
1980	134.0	313.4	66.0	52.5	45.0	591.0
1985	252.7	471.8	56.9	129.5	68.2	946.5
1990	299.3	619.3	126.0	184.2	60.9	1253.2
1992	298.4	772.4	75.6	199.4	75.1	1381.7
1993	291.1	827.5	46.8	198.8	82.6	1409.4
1994	281.6	869.4	70.6	203.0	74.9	1461.7
1995	272.1	923.8	59.2	232.2	73.0	1515.7
1996	265.7	958.3	64.1	241.1	68.8	1560.3
1997	267.2	1019.4	68.0	247.4	75.5	1631.0

**FEDERAL BUDGET OUTLAYS BY SUPERFUNCTION**



□ NATIONAL DEFENSE ■ HUMAN RESOURCES ■ PHYSICAL RESOURCES □ NET INTEREST ■ OTHER

FOOTNOTES: (1) Human Resources includes education, training, employment; health; medicare; income security; social security; and veterans benefits and services.  
 (2) Physical Resources includes energy; natural resources and environment; commerce and housing credit; transportation; and community and regional development.  
 (3) Other Functions includes international affairs; general science, space, and technology; agriculture; administration of justice; general government; and undistributed offsetting receipts.  
 (4) Totals may not add due to rounding.

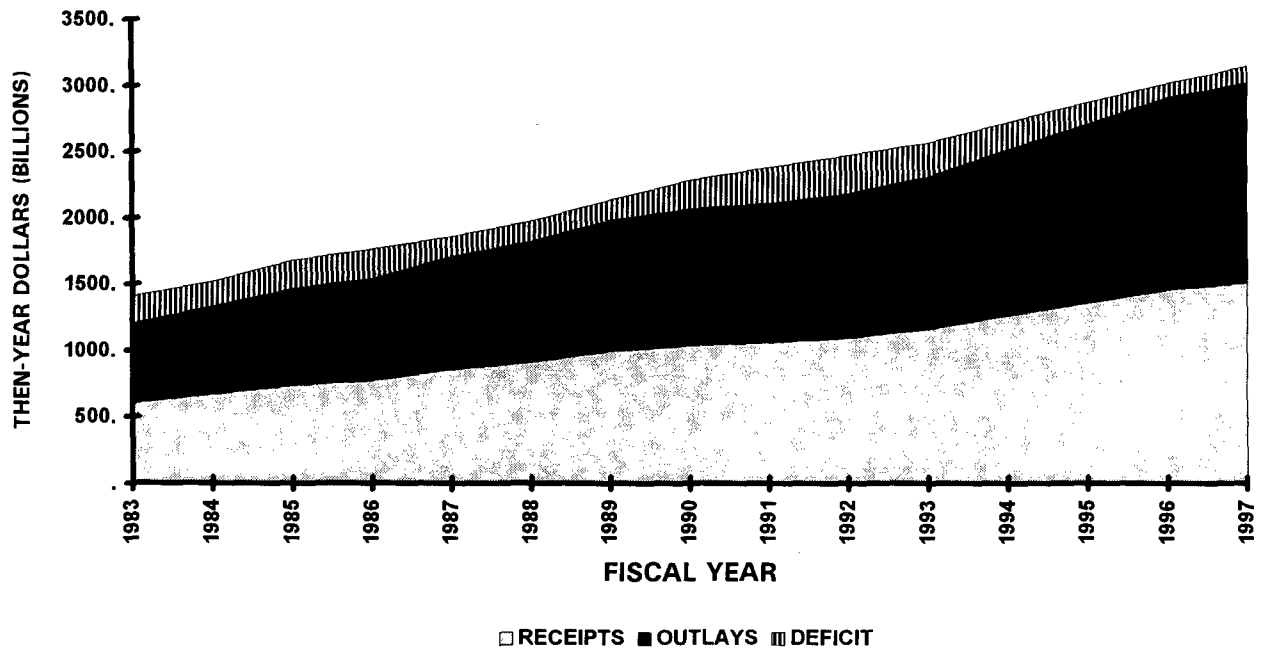
SOURCE: Table 3.1 Outlays by Superfunction and Function: 1940-2002. Historical Tables, FY 1998 Budget of the United States. URL [http://www.access.gpo.gov/su\\_docs/budget98/maindown.html](http://www.access.gpo.gov/su_docs/budget98/maindown.html)  
 OPR: SAF/FMCEE, Mr. Steve Connair, (703) 695-5220 or DSN 225-5220

Table A-4

**FEDERAL RECEIPTS AND OUTLAYS  
(BY BILLIONS)**

FISCAL YEAR	RECEIPTS	OUTLAYS	DEFICIT (1)
1983	600.6	808.4	-207.8
1984	666.5	851.9	-185.4
1985	734.2	946.5	-212.3
1986	769.3	990.5	-221.2
1987	854.4	1004.2	-149.8
1988	909.3	1064.5	-155.2
1989	991.2	1143.7	-152.5
1990	1032.0	1253.2	-221.2
1991	1055.0	1324.4	-269.4
1992	1091.3	1381.7	-290.4
1993	1154.4	1409.4	-255.0
1994	1258.6	1461.7	-203.1
1995	1351.8	1515.7	-163.9
1996	1453.1	1560.3	-107.2
1997	1505.4	1631.0	-125.6

**FEDERAL RECEIPTS AND OUTLAYS**



FOOTNOTE: (1) Deficit may not add due to off budget outlays and interfund transactions.

SOURCE: FY98 Budget of the United States Government, Historical Tables, Table 1.1,  
URL: [http://www.access.gpo.gov/su\\_docs/budget98/maindown.html](http://www.access.gpo.gov/su_docs/budget98/maindown.html)

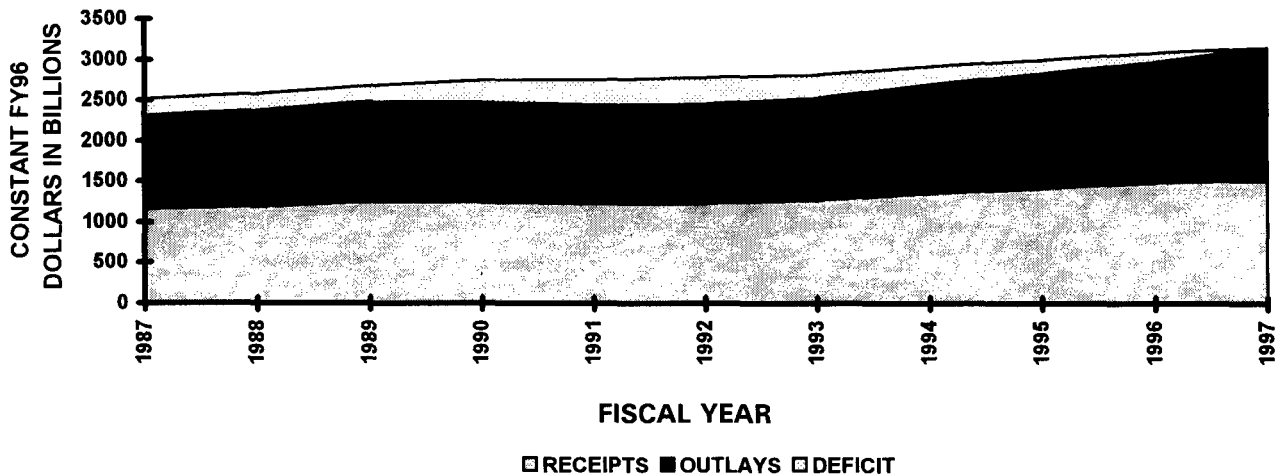
OPR: SAF/FMCEE, Mr. Steve Connair, (703) 695-5220 or DSN 225-5220

Table A-5

**FEDERAL RECEIPTS AND OUTLAYS  
(CONSTANT 97 DOLLARS IN BILLIONS)**

FISCAL YEAR	GDP DEFLATOR (1)	CONSTANT RECEIPTS	CONSTANT OUTLAYS	DEFICIT (2)
1987	0.739	1156.2	1358.9	-202.7
1988	0.766	1187.2	1389.8	-202.6
1989	0.798	1241.8	1432.8	-191.0
1990	0.833	1239.3	1504.9	-265.6
1991	0.866	1218.5	1529.6	-311.1
1992	0.890	1226.6	1553.0	-326.4
1993	0.913	1264.2	1543.4	-279.2
1994	0.935	1346.1	1563.4	-217.2
1995	0.959	1410.0	1581.0	-171.0
1996	0.981	1482.0	1591.3	-109.3
1997	1.000	1505.4	1631.0	-125.6

**FEDERAL RECEIPTS AND OUTLAYS**



FOOTNOTES: (1) Normalized data from Economic Indicators, January 1998 (Monthly report prepared for the Joint Economic Committee by the Council of Economic Advisors). Implicit Price Deflators for Gross Domestic Product, P.2.  
 (2) Deficits may not add due to off-budget outlays and interfund transactions.

SOURCE: Table S-3, Summary of Receipts, Outlays, and Surpluses or Deficits: 1789-2002, FY 1998 Budget of the United States Government. URL: [http://www.access.gpo.gov/su\\_docs/budget98/maindown.html](http://www.access.gpo.gov/su_docs/budget98/maindown.html)

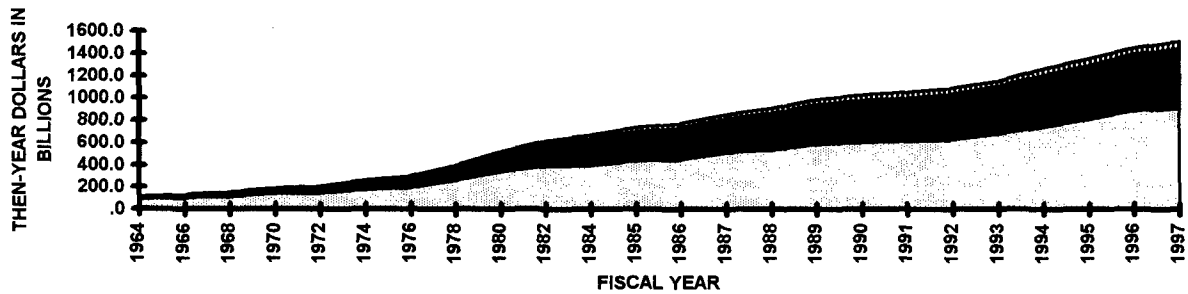
OPR: SAF/FMCEE, Mr. Steve Connair, (703) 695-5220 or DSN 225-5220

Table A-6

**FEDERAL BUDGET RECEIPTS BY SOURCE**  
(in Billions of Dollars)

FISCAL YEAR	INDIVIDUAL INCOME TAXES	CORPORATE INCOME TAXES	EXCISE TAXES (1)	SOCIAL INSURANCE & (2) CONTRIBUTION	OTHER (3)	TOTAL
1964	48.7	23.5	13.7	22.0	4.7	112.6
1966	55.4	30.1	13.1	25.5	6.7	130.8
1968	68.7	28.7	14.1	33.9	7.6	153.0
1970	90.4	32.8	15.7	44.4	9.5	192.8
1972	94.7	32.2	15.5	52.6	12.4	207.4
1974	119.0	38.6	16.8	75.1	13.7	263.2
1976 (4)	131.6	41.4	17.0	90.8	17.3	298.1
1978	181.0	60.0	18.4	121.0	19.3	399.7
1980	244.1	64.6	24.3	157.8	26.3	517.1
1982	297.7	49.2	36.3	201.5	33.0	617.7
1984	298.4	56.9	37.4	239.4	34.4	666.5
1985	334.5	61.3	36.0	265.2	37.0	734.0
1986	349.0	63.1	32.9	283.9	40.2	769.1
1987	392.6	83.9	32.5	303.3	41.9	854.2
1988	401.2	94.5	35.2	334.3	43.7	908.9
1989	445.7	103.3	34.4	359.4	47.9	990.7
1990	466.9	93.5	35.3	380.0	55.5	1031.2
1991	467.8	98.1	42.4	396.0	49.9	1054.2
1992	476.0	100.3	45.6	413.7	55.0	1090.6
1993	509.7	117.5	48.1	428.3	50.0	1153.6
1994	543.1	140.4	55.2	461.5	57.6	1257.8
1995	590.2	157.0	57.5	484.5	66.0	1355.2
1996	656.4	171.8	54.0	509.4	61.4	1453.0
1997 (5)	672.7	176.2	57.2	535.8	63.5	1505.4

**FEDERAL RECEIPTS BY SOURCE**



□ TAXES ■ INSURANCE/CONTRIBUTIONS ▒ OTHER

FOOTNOTES: (1) Excise Taxes: Federal Funds (alcohol, tobacco, & other excise taxes); Trust Funds (i.e., highway, airport & airway (1971-present), and Black lung disability (1978-present)).  
 (2) Social Insurance Taxes and Contributions: Employment Taxes & Contributions (i.e., old-age & survivors ins., disability ins., hospital ins., railroad retirement/pension fund, and railroad soc. sec. equivalent account (1985-present)); Unemployment Insurance; and Other Retirement Contributions (i.e., employee/employer contributions & contributions for non-Federal employees).  
 (3) Other: Estates, gift taxes, customs duties, and other functions.  
 (4) FY 76 excludes Transition Quarter.  
 (5) Estimate

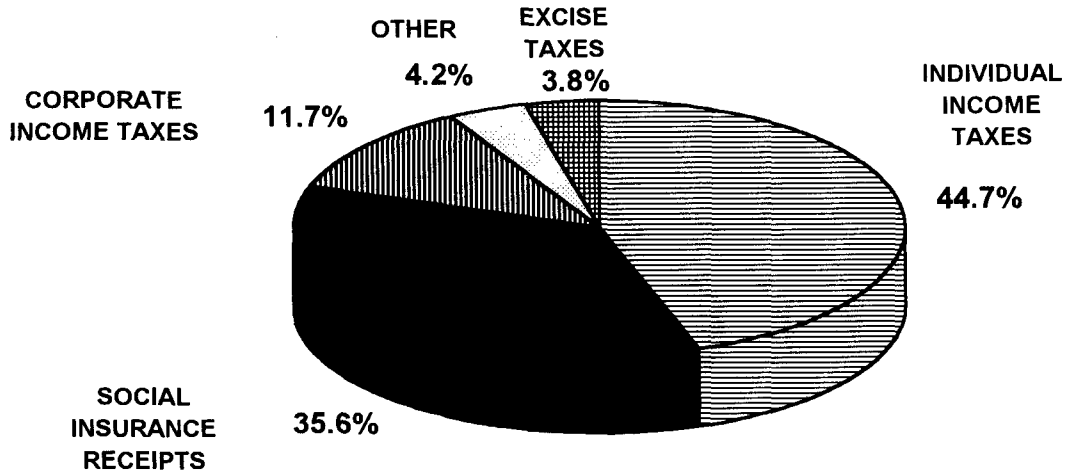
SOURCE: Budget of the U.S. Government, FY98, Historical Tables, Table 2.1



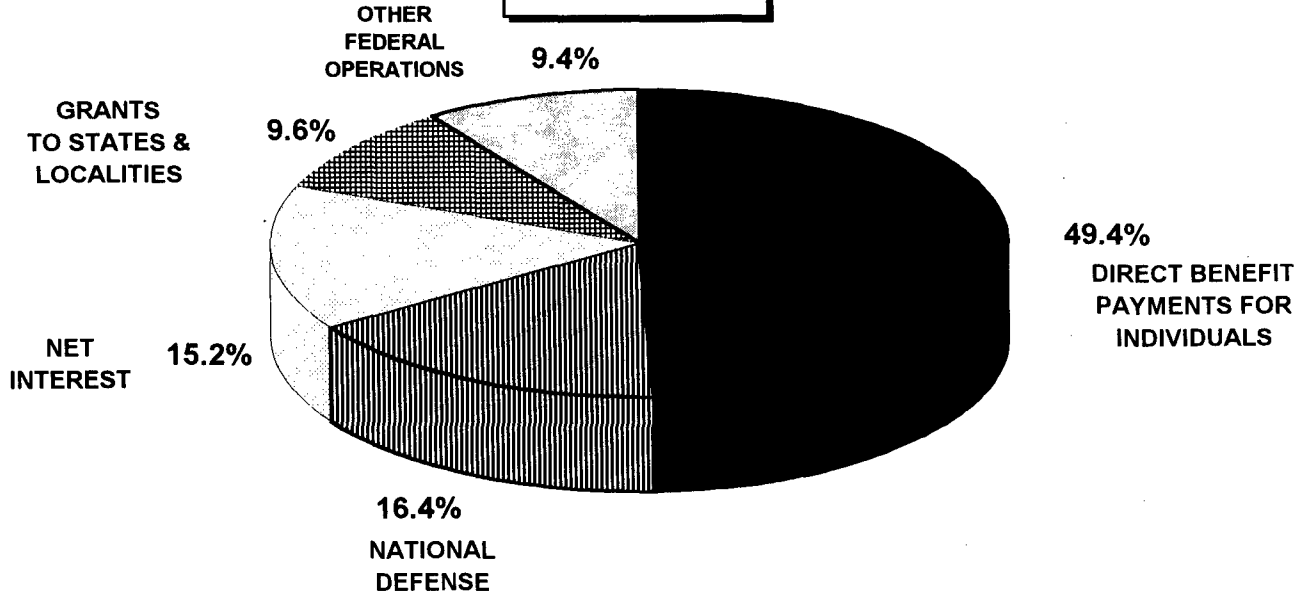
Table A-7

**THE FEDERAL GOVERNMENT DOLLAR  
FISCAL YEAR 1997**

**WHERE IT COMES FROM....**



**WHERE IT GOES....**




NOTE: Receipts \$1,505.4 Billion  
Outlays \$1,363.8 Billion

\*All figures are estimated

SOURCE: The Budget of the U.S. Government, Historical Tables, FY98, Table 2.2 & Table 6.1



# SECTION B



**DEPARTMENT OF DEFENSE**  
**DoD**

Table B-1

**DoD APPROPRIATION ACTS  
DATES OF ENACTMENT**

FY	EFFECTIVE DATE	P.L. DESIGNATION
1973	26 October 1972	P.L. 92-570
1974	2 January 1974	P.L. 93-238
1975	8 October 1974	P.L. 93-437
1976 (1)	9 February 1976	P.L. 94-212
1977	22 September 1976	P.L. 94-419
1978	21 September 1977	P.L. 95-111
1979	13 October 1978	P.L. 95-457
1980	21 December 1979	P.L. 96-154
1981	15 December 1980	P.L. 96-527
1982	29 December 1981	P.L. 97-114
1983	21 December 1982	P.L. 97-377
1984	8 December 1983	P.L. 98-212
1985	12 October 1984	P.L. 98-473
1986	19 December 1985	P.L. 99-190
1987	18 October 1986	P.L. 99-500
1988	22 December 1987	P.L. 100-202
1989	1 October 1988	P.L. 100-463
1990	1 November 1989	P.L. 101-165
1991	5 November 1990	P.L. 101-511
1992	26 November 1991	P.L. 102-172
1993	6 October 1992	P.L. 102-396
1994	11 November 1993	P.L. 103-139
1995	30 September 1994	P.L. 103-335
1996	1 December 1995	P.L. 104-621
1997	30 September 1996	P.L. 104-208

FOOTNOTE: (1) Fiscal Year changed from 1 July - 30 June to 1 October - 30 September.

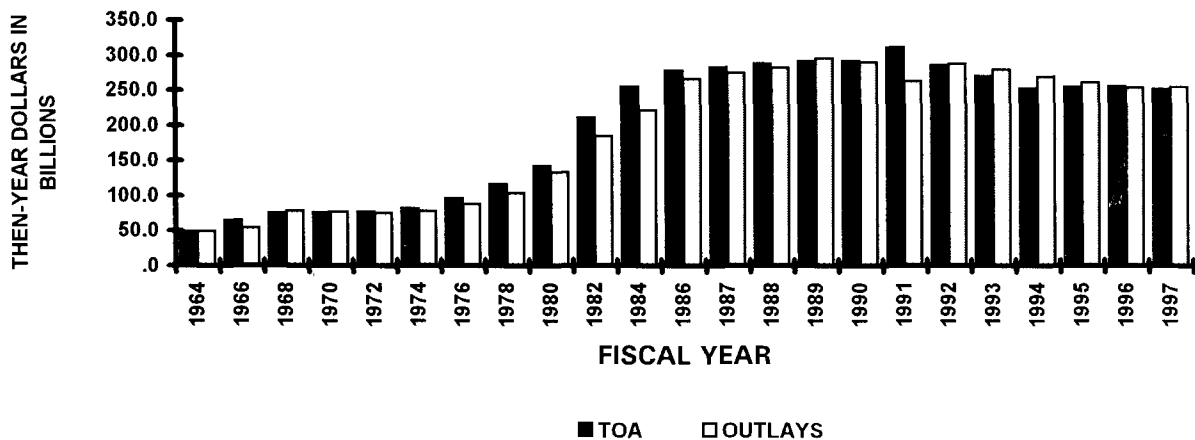
OPR: SAF/FMBMM, Mr. Doug Sutor, (703) 695-4939 or DSN 225-4939

Table B-2

**DoD TOA AND OUTLAY BUDGET TRENDS**  
(Then-Year Dollars in Billions)

FISCAL YEAR	TOA	OUTLAYS
1964	49.5	49.5
1966	64.5	54.1
1968	75.0	77.3
1970	75.5	77.1
1972	76.5	75.1
1974	81.7	77.6
1976 (1)	95.7	87.9
1978	116.1	103.0
1980	142.0	132.8
1982	210.7	184.5
1984	255.3	220.8
1985	276.2	245.4
1986	278.1	265.6
1987	282.7	274.0
1988	287.8	281.9
1989	291.5	294.9
1990	291.3	289.8
1991	310.6	262.4
1992	285.4	286.6
1993	270.0	278.6
1994	252.0	269.0
1995	254.0	260.6
1996	254.9	253.3
1997(2)	251.6	254.3

**DoD TOA & OUTLAY TRENDS**



FOOTNOTE: (1) Excludes FY 76 Transition Quarter.

(2) Estimated.

SOURCE: National Defense Budget Estimates for FY 1998, Published March 1997 by Office of the Under Secretary of Defense (Comptroller), Tables 6-1 and 6-11.

Table B-3

**DoD LONG-RANGE FORECAST**  
 (Current Dollars in Billions)

	FY 97	FY 98	FY 99	FY 00	FY 01	FY 02	FY 03
<b>BUDGET AUTHORITY</b>	250.0	250.7	256.3	262.8	269.6	277.5	284.6
<b>OUTLAYS</b>	254.3	247.5	249.3	255.2	256.2	261.4	276.1

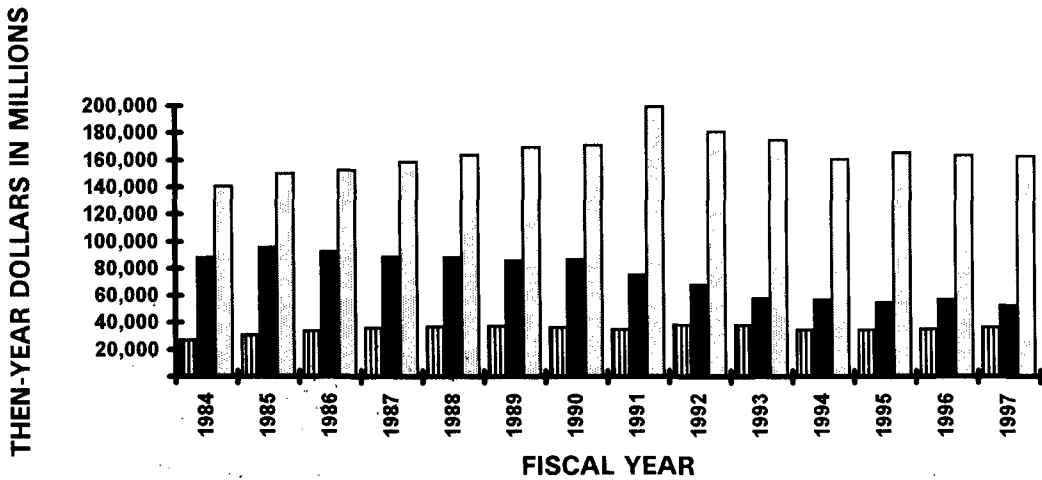
SOURCE: National Defense Budget Estimates for FY 1998, Published March 1997, by Office of the Under Secretary of Defense (Comptroller), Table 1-2.

Table B-4

**DoD TOTAL OBLIGATIONAL AUTHORITY (TOA):  
INVESTMENT, RESEARCH AND OPERATIONS ACCOUNTS**  
(Then-Year Dollars in Millions)

FISCAL YEAR	RESEARCH	INVESTMENT	OPERATIONS (2)	TOTAL
1984	26,863	88,147	140,255	255,265
1985	30,571	95,362	150,112	276,045
1986	33,550	92,344	152,269	278,163
1987	35,720	88,182	158,604	282,506
1988	37,027	88,160	163,411	288,598
1989	37,506	85,517	169,168	292,191
1990	36,632	86,477	170,707	293,816
1991	34,870	75,231	199,020	309,121
1992	38,116	67,516	180,422	286,054
1993	37,828	57,703	174,463	269,994
1994	34,706	56,968	160,278	251,952
1995	34,455	54,311	165,187	253,953
1996	35,204	56,784	162,931	254,919
1997(3)	36,593	52,254	162,799	251,646

**DoD TOA INVESTMENT, RESEARCH, & OPERATIONS ACCOUNTS**



■ RESEARCH ■ INVESTMENT □ OPERATIONS

FOOTNOTES: (1) Procurement and MILCON appropriations.  
 (2) Operations includes all other appropriations (i.e., military personnel, O&M, family housing, spec. foreign currency, & rev. and management funds).  
 (3) Estimated

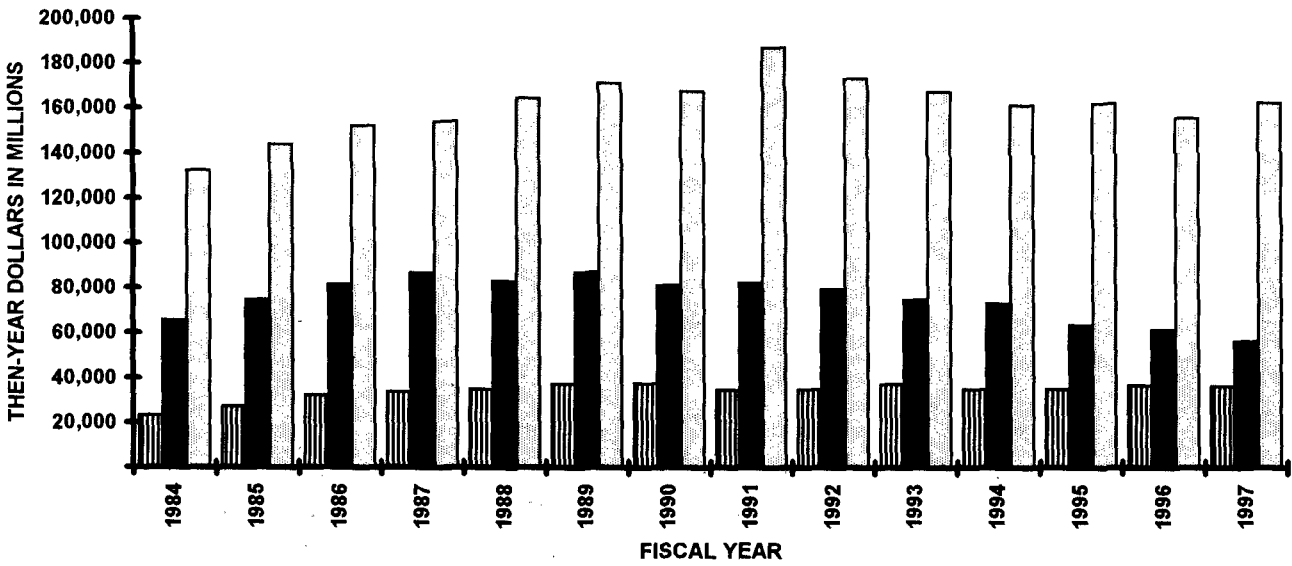
SOURCE: National Defense Budget Estimates for FY 1998, Published March 1997 by Office of the Under Secretary of Defense (Comptroller), Table 6-6.

Table B-5

**DoD BUDGET OUTLAYS**  
**INVESTMENT, RESEARCH, AND OPERATIONS ACCOUNTS**  
 (Then-Year Dollars in Millions)

FISCAL YEAR	RESEARCH	INVESTMENT (1)	OPERATIONS (2)	TOTAL
1984	23,117	65,585	132,104	220,806
1985	27,103	74,641	143,680	245,424
1986	32,283	81,584	151,822	265,689
1987	33,596	86,597	153,814	274,007
1988	34,792	83,040	164,103	281,935
1989	37,002	86,895	170,983	294,880
1990	37,458	80,972	167,142	285,572
1991	34,589	82,028	186,670	303,287
1992	34,632	79,143	172,858	286,633
1993	36,968	74,767	166,840	278,575
1994	34,786	72,832	161,017	268,635
1995	34,710	63,164	161,689	259,563
1996	36,561	61,374	155,323	253,258
1997(3)	36,046	56,033	162,218	254,297

**DoD BUDGET OUTLAYS**



RESEARCH
  INVESTMENT
  OPERATIONS

FOOTNOTES: (1) Procurement and MILCON appropriations.  
 (2) Operations includes all other appropriations (i.e., military personnel, O&M, family housing, spec. foreign currency, & rev. and management funds).  
 (3) Estimated

SOURCE: National Defense Budget Estimates for FY 1998, Published March 1997 by Office of the Under Secretary of Defense (Comptroller), Table 6-6.

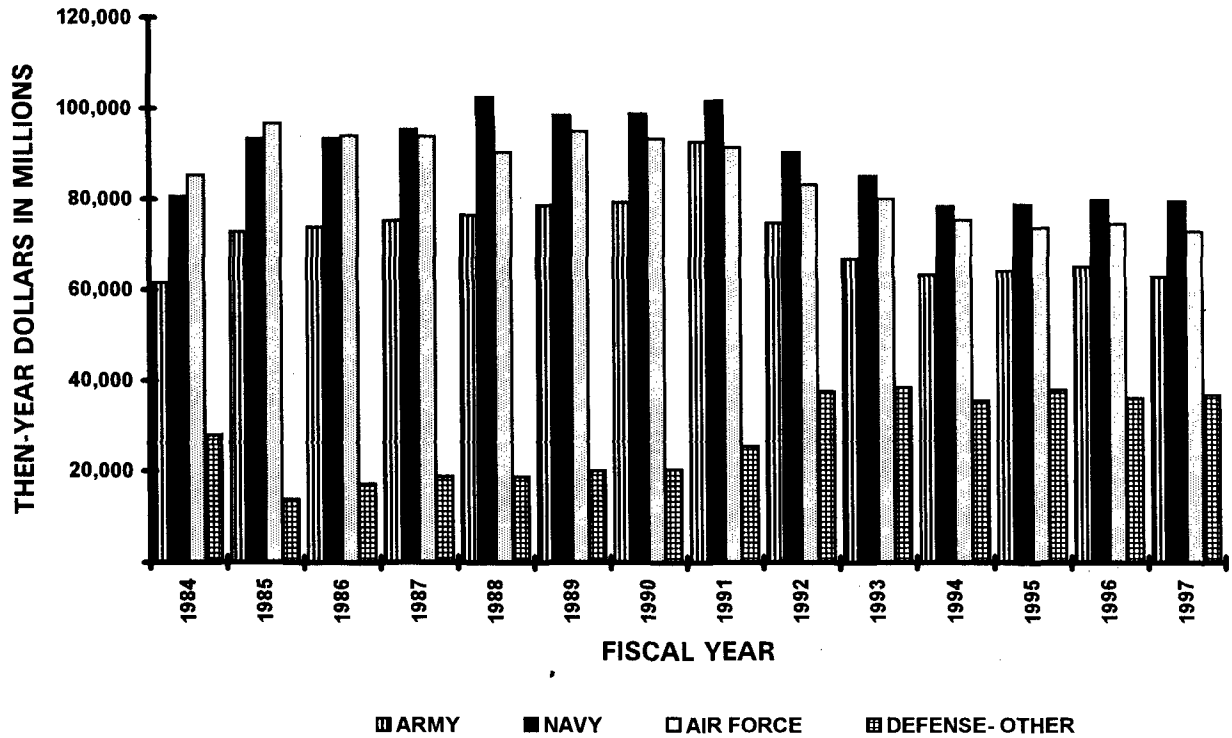


Table B-6

**DoD: TOTAL OBLIGATIONAL AUTHORITY BY SERVICE COMPONENT**  
 (Then-Year Dollars in Millions)

FISCAL YEAR	ARMY	NAVY	AIR FORCE	DEFENSE OTHER	TOTAL
1984	61,516	80,553	85,304	27,898	255,271
1985	72,760	93,124	96,499	13,790	276,173
1986	73,770	93,259	93,932	17,178	278,139
1987	75,241	95,132	93,621	18,723	282,717
1988	76,346	102,364	90,268	18,827	287,805
1989	78,562	98,195	94,713	20,069	291,539
1990	79,131	98,583	93,244	20,386	291,344
1991	92,498	101,491	91,192	25,458	310,639
1992	74,653	90,126	83,048	37,524	285,351
1993	66,737	85,010	79,844	38,402	269,993
1994	63,123	78,142	75,191	35,497	251,953
1995	63,956	78,663	73,550	37,785	253,954
1996	64,947	79,685	74,347	35,940	254,919
1997*	62,747	79,373	72,766	36,762	251,648

**DoD TOA BY SERVICE**



\*Estimated

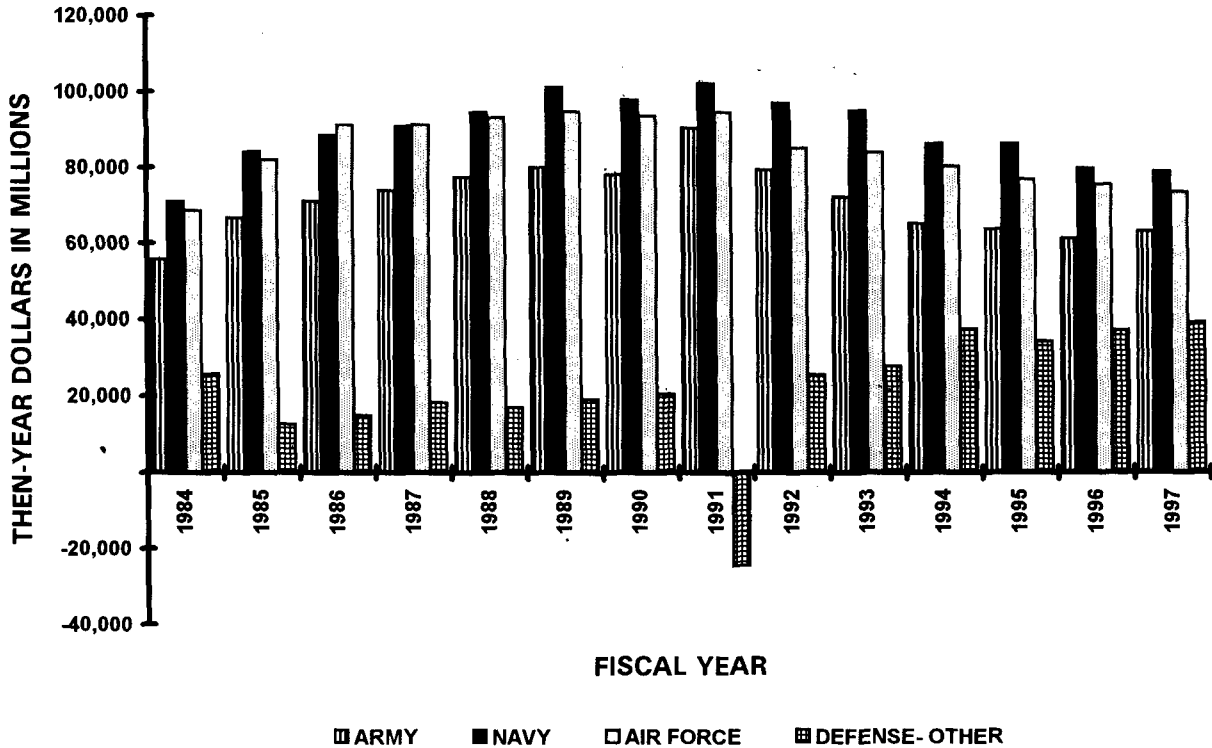
SOURCE: National Defense Budget Estimates for FY 1998, Published March 1997 by Office of the Under Secretary of Defense (Comptroller), Table 6-3.

Table B-7

**DoD: OUTLAYS BY SERVICE COMPONENT**  
(Then-Year Dollars in Millions)

FISCAL YEAR	ARMY	NAVY	AIR FORCE	DEFENSE OTHER	TOTAL
1984	55,655	70,920	68,620	25,611	220,806
1985	66,708	84,197	81,988	12,476	245,369
1986	71,107	88,492	91,188	14,848	265,635
1987	73,808	90,813	91,144	18,241	274,006
1988	77,315	94,570	93,060	16,990	281,935
1989	79,973	101,171	94,676	19,060	294,880
1990	78,017	97,725	93,546	20,468	289,756
1991	90,360	102,180	94,510	(24,661)	262,389
1992	79,228	96,858	85,019	25,526	286,631
1993	72,233	94,914	83,802	27,626	278,575
1994	65,255	86,139	80,161	37,420	268,975
1995	63,692	85,910	76,799	34,207	260,608
1996	61,183	79,587	75,378	37,109	253,257
1997*	63,104	78,736	73,312	39,145	254,297

**DoD OUTLAYS BY SERVICE**



\*Estimated

SOURCE: National Defense Budget Estimates for FY 1998, Published March 1997 by Office of the Under Secretary of Defense (Comptroller), Table 6-13.

Table B-8

**DoD TOA: PROCUREMENT BY SERVICE COMPONENT**  
(Then-Year Dollars in Millions)

	FY 94	FY 95	FY 96	FY 97*
<b>GRAND TOTAL</b>	<b>44,172</b>	<b>43,211</b>	<b>43,708</b>	<b>44,268</b>
<b>ARMY TOTAL</b>	<b>6,894</b>	<b>6,687</b>	<b>7,586</b>	<b>8,155</b>
Aircraft Procurement	1,305	1,019	1,540	1,346
Missile Procurement	1,080	803	839	1,038
Weapons/Tracked Vehicle Procurement	887	1,143	1,455	1,468
Ammunition Procurement	727	1,112	1,053	1,126
Other Procurement	2,895	2,610	2,699	3,177
<b>NAVY TOTAL</b>	<b>15,970</b>	<b>17,264</b>	<b>15,805</b>	<b>17,479</b>
Aircraft Procurement	5,489	4,594	4,455	6,873
Weapons Procurement	2,948	2,102	1,541	1,358
Shipbuilding/Conversion	4,195	6,486	6,548	5,492
Ammunition Procurement	-	408	392	284
Other Procurement	2,895	3,268	2,427	2,892
Procurement, Marine Corps	443	406	442	580
<b>AIR FORCE TOTAL</b>	<b>17,766</b>	<b>15,892</b>	<b>16,741</b>	<b>15,096</b>
Aircraft Procurement	6,448	6,102	7,149	6,485
Missile Procurement	3,718	3,052	2,743	2,269
Ammunition Procurement	-	286	336	316
Other Procurement	7,600	6,452	6,513	6,026
<b>OTHER TOTAL</b>	<b>3,542</b>	<b>3,368</b>	<b>3,576</b>	<b>3,538</b>
Defense Agencies	1,801	2,020	2,153	2,063
Reserve Forces Equipment	1,168	773	767	717
Def Prod Act Purchases	200	0	0	0
DoD Chem Demil Program	373	575	656	758

\* Estimated

FOOTNOTE: Totals may not add due to rounding.

SOURCE: National Defense Budget Estimates for FY 1998, Published Mar 1997 by Office of the Under Secretary of Defense (Comptroller), Table 6-6.

Table B-9

**DoD TOA: RDT&E DETAIL**  
(Then-Year Dollars in Billions)

	FY 94	FY 95	FY 96	FY 97
<b>DETAIL BY APPROPRIATION</b>				
TOTAL RDT&E TOA	34.705	34.474	35.201	36.503
RDT&E, ARMY	5.413	5.403	4.757	4.915
RDT&E, NAVY	8.191	8.606	8.472	7.884
RDT&E, AIR FORCE	12.178	11.605	12.510	14.090
RDT&E, DEFENSE AGENCIES	8.680	8.603	9.192	9.313
DIR, T&E, DEFENSE	0.232	0.234	0.247	0.275
DIR, OPERATIONAL T&E	0.011	0.023	0.023	0.024
<b>DETAIL BY RESEARCH AREA</b>				
BASIC RESEARCH	0.225	0.225	0.216	0.182
APPLIED RESEARCH	0.601	0.640	0.626	0.635
ADVANCED TECHNOLOGY DEVELOPMENT	0.470	0.551	0.525	0.453
DEMONSTRATION & VALIDATION	0.235	0.431	0.551	0.835
ENGINEERING DEVELOPMENT	3.896	4.445	4.543	4.521
MANAGEMENT SUPPORT	0.924	0.979	1.053	1.053
OPERATIONAL SYSTEMS DEVELOPMENT	5.825	4.334	4.996	6.411
<b>DETAIL BY FIVE-YEAR DEFENSE PROGRAM</b>				
STRATEGIC FORCES	0.168	0.009	0.040	0.029
GENERAL PURPOSE FORCES	1.215	1.181	1.116	1.325
INTELLIGENCE/COMMUNICATIONS	4.286	2.971	3.647	5.028
AIRLIFT/SEALIFT	0.022	0.022	0.016	0.079
RESEARCH & DEVELOPMENT	6.353	7.379	7.593	7.498
CENTRAL SUPPLY & MAINTENANCE	0.125	0.030	0.078	0.105
TNG MED & OTHER GEN PERS ACTIVITY	0.002	0.001	0.001	0.002
ADMIN & ASSOC ACTIVITIES	0.006	0.010	0.012	0.013
SUPPORT OF OTHER NATIONS	0.002	0.002	0.007	0.010

FOOTNOTES: Totals may not add due to rounding.

SOURCE: National Defense Budget Estimates for FY 1997, Published March 1997 by Office of the Under Secretary of Defense (Comptroller), Table 6-6; and ABIDES System (SAF/FMBIA, (703) 695-0009 or DSN 225-0009).

Table B-10

**DoD PERSONNEL POPULATION BY SERVICE COMPONENT**  
**(PERSONNEL IN THOUSANDS)**  
 (1)

	FY 93	FY 94	FY 95	FY 96	FY 97
<b>TOTAL DoD POPULATION</b>	<b>3,736</b>	<b>3,534</b>	<b>3,342</b>	<b>3,234</b>	<b>3,136</b>
<b>ACTIVE DUTY MILITARY</b>	<b>1,704</b>	<b>1,610</b>	<b>1,518</b>	<b>1,472</b>	<b>1,439</b>
Army	572	541	508	491	492
Navy	510	469	435	417	396
Marine Corps	178	174	175	175	174
Air Force	444	426	400	389	377
<b>CIVILIANS (2)</b>	<b>965</b>	<b>918</b>	<b>871</b>	<b>834</b>	<b>787</b>
Army	324	306	295	282	269
Navy/Marine Corps	286	266	247	231	215
Air Force	202	196	187	184	179
Defense Agencies	153	150	142	137	124
<b>TOTAL SELECTED RESERVE</b>	<b>1,067</b>	<b>1,006</b>	<b>953</b>	<b>928</b>	<b>910</b>
<b>SELECTED RESERVE (DoD) (3)</b>	<b>1,058</b>	<b>998</b>	<b>946</b>	<b>920</b>	<b>902</b>
Army National Guard	410	397	375	370	370
Army Reserve	276	260	241	226	213
Naval Reserve	132	108	101	98	95
Marine Corps Reserve	42	41	41	42	42
Air National Guard	117	114	110	110	110
Air Force Reserve	81	80	78	74	72
<b>COAST GUARD RESERVE (4)</b>	<b>9</b>	<b>7</b>	<b>7</b>	<b>8</b>	<b>8</b>

FOOTNOTES: (1) Numbers may not add due to rounding.

(2) The civilian figures represent direct and indirect hire civilians subject to the former OMB ceiling for both military and civil functions within DoD.

(3) The Selected Reserve consists of those units and individuals within the Ready Reserve designated by their respective Services & approved by the JCS as so essential to initial wartime missions as to have priority over all other reservists. All Selected Reservists are in an active status, including: Drilling Unit Reservists, Full-time Reserve Unit Support Personnel (including AGR, Navy TARS, Marine Corps FTS), IMAs and Training Pipeline personnel.

(4) Attached to the U.S. Department of Transportation.

SOURCE: (Active Military) "DoD Military Manpower Statistics;" (Active Civilian) "DoD Civilian Manpower Statistics," DOD/WHS, DIOR

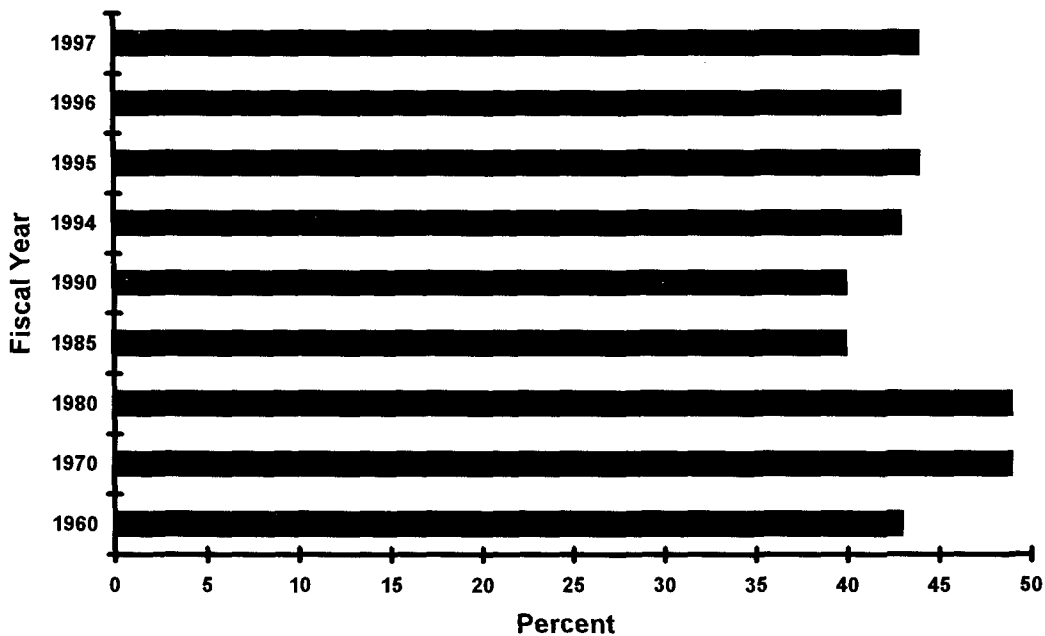
OPR: (ACTIVE DUTY MIL & CIV), Mr. Roger Jorstad, DOD/WHS, Directorate for Information Operations & Reports, (703) 604-4576;  
 (SELECTED RESERVES), LTC Felix Castro, Defense Manpower Data Center, 1600 Wilson Blvd, Suite 400, Arlington, VA 22209-2593, (703) 696-5848

Table B-11

**DoD PAY**  
(As a Percent of Total DoD Outlays)

FISCAL YEAR	PERCENT	FISCAL YEAR	PERCENT
1960	43	1980	49
1962	42	1981	47
1964	49	1982	45
1965	49	1983	43
1966	47	1984	42
1967	44	1985	40
1968	42	1986	39
1969	45	1987	39
1970	49	1988	40
1971	52	1989	40
1972	53	1990	40
1973	56	1991	47
1974	55	1992	43
1975	55	1993	43
1976	55	1994	43
1977	54	1995	44
1978	53	1996	43
1979	51	1997	44

DoD Pay as a Percent of Total DoD Budget Outlays



OPR: SAF/FMBMM, Mr. Doug Sutor, (703) 695-4939 or DSN 225-4939

Table B-12

**DEFENSE OUTLAYS vs. PAYMENTS TO INDIVIDUALS**  
(As A Percent of the GDP)

FISCAL YEAR	NATIONAL DEFENSE OUTLAYS	PAYMENT TO INDIVIDUALS (1)
1960	9.5	4.8
1962	9.4	5.2
1964	8.8	5.2
1966	7.9	5.0
1968	9.7	5.9
1970	8.3	6.6
1972	6.9	8.1
1974	5.7	8.6
1976 (2)	5.3	10.7
1978	4.8	9.8
1980	5.1	10.5
1982	5.9	11.5
1984	6.2	10.9
1986	6.5	10.7
1987	6.3	10.6
1988	6.0	10.4
1989	5.9	10.4
1990	5.5	10.7
1991	4.8	11.5
1992	5.0	12.3
1993	4.7	12.5
1994	4.2	12.4
1995	3.9	12.5
1996	3.6	12.2
1997 (3)	3.4	12.3

FOOTNOTES: (1) Entitlements (i.e., Social Security, Medicare, Retirements, Disability Payment, etc.).

(2) Excludes Transition Quarter.

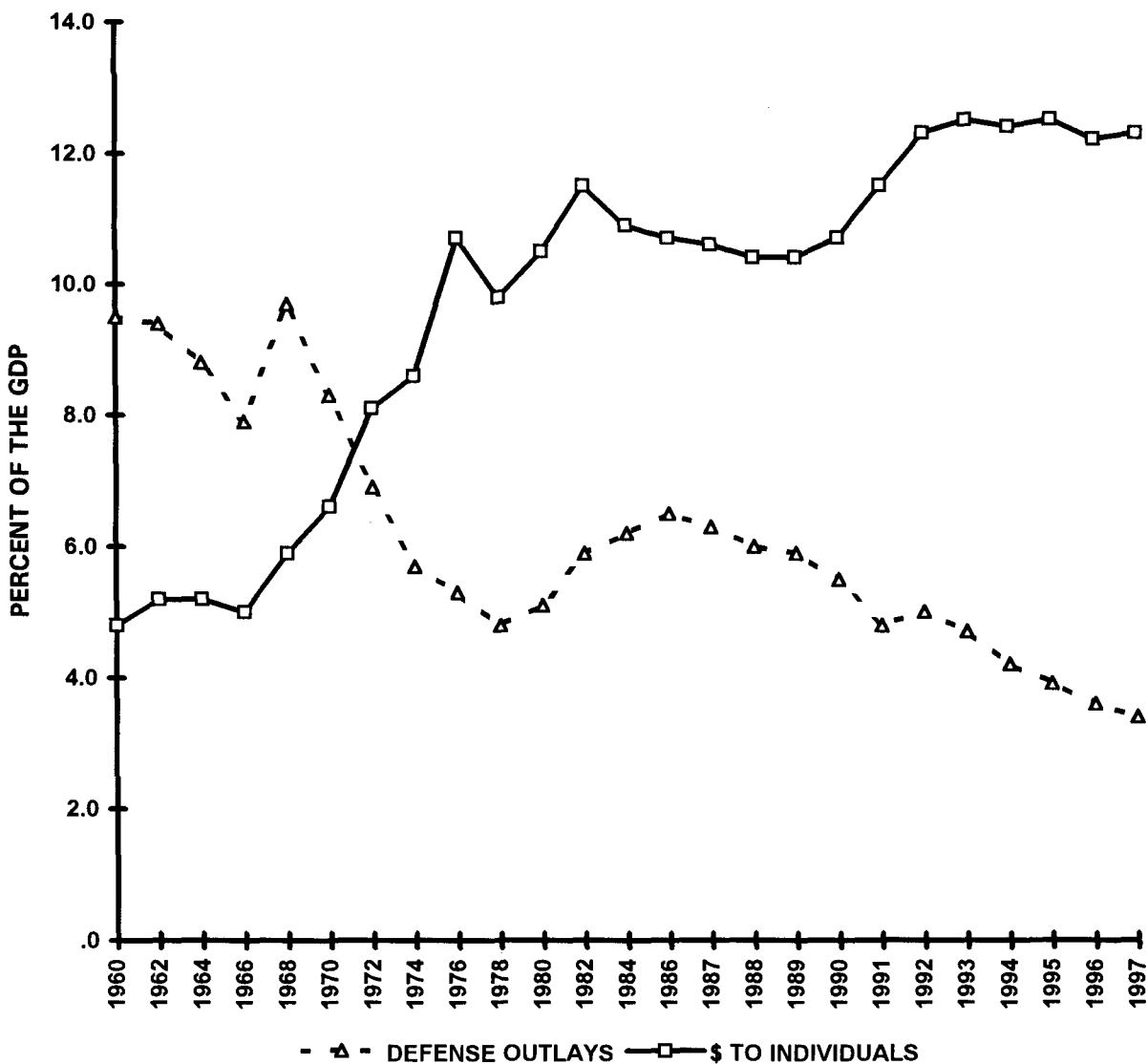
(3) Estimate.

SOURCE: Budget of the U.S. Government, FY 98, Historical Tables, Table 6.1

Table B-12

**DEFENSE OUTLAYS vs. PAYMENTS TO INDIVIDUALS**  
 (As a Percent of the GDP)  
 GRAPH

**DEFENSE OUTLAYS vs. PAYMENT TO INDIVIDUALS**



SOURCE: Budget of the U.S. Government, FY 97, Historical Tables, Table 6.1




Table B-13

**DEFENSE OUTLAYS vs. PAYMENTS TO INDIVIDUALS**  
(As A Percent of Federal Outlays)

FISCAL YEAR	NATIONAL DEFENSE OUTLAYS	PAYMENT TO INDIVIDUALS (1)
1960	52.2	26.2
1962	49.0	27.1
1964	46.2	27.2
1966	43.2	27.6
1968	46.0	28.0
1970	41.8	33.1
1972	34.3	40.3
1974	29.5	44.7
1976 (2)	24.1	48.6
1978	22.8	46.2
1980	22.7	47.1
1982	24.8	48.0
1984	26.7	47.1
1986	27.6	45.6
1987	28.1	46.9
1988	27.3	47.0
1989	26.6	46.9
1990	23.9	46.6
1991	20.6	49.1
1992	21.6	52.7
1993	20.7	55.6
1994	19.3	56.3
1995	17.9	57.6
1996	17.0	58.3
1997 (3)	16.4	59.0

**DEFENSE OUTLAYS vs. PAYMENT TO INDIVIDUALS**




FOOTNOTES: (1) Entitlements (i.e., Social Security, Medicare, Retirements, Disability Payment, etc.).  
 (2) Excludes Transition Quarter.  
 (3) Estimate.

SOURCE: Budget of the U.S. Government, FY 98, Historical Tables, Table 6.1



# SECTION C



## AIR FORCE BUDGET

Table C-1

**AF TOA AND OUTLAY TRENDS**  
(BYS BILLIONS)

FY	TOA DOLLARS THEN-YEAR	OUTLAY DOLLARS THEN-YEAR
1980	17.7	19.3
1982	19.7	20.8
1983	20.0	20.5
1984	19.4	18.1
1985	23.3	20.1
1987	24.3	22.9
1988	25.0	25.7
1989	25.9	25.9
1990	23.9	24.9
1991	23.0	23.8
1992	23.8	24.0
1993	24.7	23.6
1994	24.8	23.9
1995	26.0	25.0
1996 (1)	28.4	26.4
1997	31.1	27.9
1998	32.9	29.2
1999	34.9	32.3
2000	41.6	39.0
2001	52.4	45.2
2002	65.0	55.7
2003 (2)	73.4	62.9
2004	85.3	68.6
2005	96.5	82.0
2006	93.9	91.2
2007	93.6	91.1
2008	90.3	93.1
2009	94.7	94.7
2010	93.2	93.5
2011	91.2	94.5
2012	83.0	85.0
2013	79.8	83.8
2014	75.2	80.3
2015	73.6	76.6
2016	74.3	75.4
2017	73.2	76.6

FOOTNOTES: (1) Excludes Transition Quarter.

(2) AF assumed funding responsibility for Family Housing in FY 83.

OPR: SAF/FMBM, Mr. Doug Sutor, (703) 695-4939 or DSN 225-4939

Table C-2

**AF OUTLAYS BY APPROPRIATION  
(IN \$ BILLIONS)**

	FY 94	FY 95	FY 96	FY 97
<b>TOTAL</b>	<b>80.4</b>	<b>76.6</b>	<b>75.4</b>	<b>76.6</b>
<b>3010 AIRCRAFT PROCUREMENT</b>	<b>10.3</b>	<b>8.9</b>	<b>7.9</b>	<b>7.8</b>
<b>3020 MISSILE PROCUREMENT</b>	<b>4.3</b>	<b>3.8</b>	<b>3.2</b>	<b>2.7</b>
<b>3080 OTHER PROCUREMENT/AMMO</b>	<b>8.2</b>	<b>7.8</b>	<b>7.4</b>	<b>7.4</b>
<b>3600 RDT&amp;E</b>	<b>12.5</b>	<b>12.1</b>	<b>13.1</b>	<b>14.0</b>
<b>3700 O&amp;M</b>	<b>20.3</b>	<b>18.7</b>	<b>19.1</b>	<b>19.3</b>
<b>3730 O&amp;M - AFR</b>	<b>1.3</b>	<b>1.4</b>	<b>1.5</b>	<b>1.5</b>
<b>3840 O&amp;M - ANG</b>	<b>2.6</b>	<b>2.7</b>	<b>2.7</b>	<b>2.8</b>
<b>3500 MILITARY PERSONNEL</b>	<b>16.7</b>	<b>17.2</b>	<b>16.3</b>	<b>17.1</b>
<b>3708 AFR PERSONNEL</b>	<b>0.7</b>	<b>0.7</b>	<b>0.7</b>	<b>0.7</b>
<b>3830 ANG PERSONNEL</b>	<b>1.3</b>	<b>1.3</b>	<b>1.3</b>	<b>1.3</b>
<b>3300 MILCON</b>	<b>0.9</b>	<b>1.0</b>	<b>0.9</b>	<b>0.7</b>
<b>3730 MILCON - AFR</b>	<b>0.0</b>	<b>0.1</b>	<b>0.1</b>	<b>0.1</b>
<b>3830 MILCON - ANG</b>	<b>0.2</b>	<b>0.2</b>	<b>0.3</b>	<b>0.2</b>
<b>0704/0745 FAMILY HOUSING</b>	<b>1.1</b>	<b>1.1</b>	<b>1.1</b>	<b>1.2</b>
<b>OFFSETTING RECEIPTS</b>	<b>(0.3)</b>	<b>(0.5)</b>	<b>(0.2)</b>	<b>(0.2)</b>
<b>TRUST/TRUST REVOLVING FUND</b>	<b>0.0</b>	<b>0.0</b>	<b>0.0</b>	<b>0.0</b>

OPR: SAF/FMBM, Mr. Doug Sutor, (703) 695-4939 or DSN 225-4939

Table C-3

**AF TOA BY APPROPRIATION  
(FY99 PB TY99) (DOLLARS)**

	FY 96	FY 97	FY 98	FY 99	FY 00
<b>TOTAL</b>	<b>74.2</b>	<b>73.7</b>	<b>76.0</b>	<b>76.0</b>	<b>75.7</b>
10 AIRCRAFT PROCUREMENT - AF	7.1	6.3	6.4	7.8	8.2
14 MISSILE PROCUREMENT	2.7	1.8	2.3	2.4	2.8
16 OTHER PROCUREMENT - AF	6.5	6.0	6.5	7.0	7.3
24 MILITARY CONSTRUCTION - AF	0.6	0.8	0.6	0.5	0.5
28 DRPE - AF	12.5	14.1	14.0	13.6	12.6
30 OPERATION & MAINTENANCE - AF	19.1	18.6	18.4	19.2	20.4
32 MILITARY PERSONNEL - AF	17.2	17.0	17.1	17.3	17.4
APPN 35 BRAC III (1993)	0.2	0.1	0.3	0.1	0.0
37 BRAC NO YEAR (1996) ROUND IV	0.1	0.2	0.4	0.4	0.4
39 BASE CLOSURE & REALIGNMENT COMM	0.2	0.2	0.0	0.0	0.0
50 RESERVE PERSONNEL - AFR	0.8	0.8	0.8	0.9	0.9
51 MILITARY CONSTRUCTION - AFR	0.0	0.1	0.0	0.0	0.0
52 OPERATION & MAINTENANCE - AFR	1.5	1.5	1.7	1.7	1.7
54 MILITARY CONSTRUCTION - ANG	0.2	0.2	0.2	0.0	0.1
55 OPERATION & MAINTENANCE - ANG	2.8	2.7	3.1	3.1	3.1
56 NATIONAL GUARD PERSONNEL - ANG	1.3	1.3	1.3	1.4	1.4
60 FAMILY HOUSING CONSTR - AF	0.3	0.3	0.3	0.2	0.2
61 FAMILY HOUSING OPS & DEBT - AF	0.8	0.8	0.8	0.8	0.8
APPN A1 AMMUNITION PROCUREMENT - AF	0.3	0.3	0.4	0.4	0.5
APPN A6 ENV RESTORATION - AF	0.0	0.0	0.4	0.4	0.4

- NOTES: (1) Totals may not add due to rounding.  
(2) Amounts are as of the FY 99 President's Budget.  
(3) Amounts may differ from those in previous editions of this publication because of updates to prior year actuals.

OPR: SAF/FMBP, Maj Jones, (703) 614-3642 or DSN 224-3642

Table C-4

**AF TOA: PROCUREMENT, RDT&E AND MILCON APPROPRIATIONS vs.  
ALL OTHER APPROPRIATIONS  
(FY99 PB CONSTANT DOLLARS (BILLIONS))**

<b>FY</b>	<b>PROCUREMENT RDT&amp;E AND MILCON</b>	<b>ALL OTHER APPROPRIATIONS</b>	<b>TOTAL AF TOA</b>
1982	55.1	50.1	105.2
1983	60.8	53.6	114.4
1984	72.4	55.6	128.0
1985	76.8	64.2	141.0
1986	70.3	63.9	134.2
1987	66.1	63.0	129.1
1988	56.9	62.3	119.2
1989	57.9	63.7	121.6
1990	53.9	61.0	114.9
1991	43.7	63.1	106.8
1992	42.7	52.3	95.0
1993	39.2	50.3	89.5
1994	34.0	48.2	82.2
1995	30.4	49.2	79.6
1996	32.0	47.0	79.0
1997	31.0	45.0	76.0

- NOTES:**
- (1) Totals may not add due to rounding.
  - (2) Amounts are as of the FY 99 President's Budget
  - (3) Amounts may differ from those in previous editions of this publication because of updates to prior year actuals.

OPR: SAF/FMBP, Maj Jones, (703) 614-3642 or DSN 224-3642

Table C-5

**TOTAL AF PERSONNEL BUDGET OUTLAY TRENDS**  
(Then-Year Dollars in Millions)

FISCAL YEAR	MILITARY	CIVILIAN
1981	9,165	5,676
1982	10,193	6,075
1983	11,516	6,415
1984	12,186	6,805
1985 (1)	17,689	7,142
1986	18,496	7,422
1987	19,183	7,801
1988	19,498	7,993
1989	19,697	8,391
1990	19,408	8,807
1991	19,552	8,626
1992	18,619	10,047
1993	17,398	9,690
1994	15,896	12,543
1995	16,862	12,856
1996	18,382	12,491
1997	19,151	11,233

FOOTNOTE: (1) Military retired pay accrual begun in FY 85.

OPR: SAF/FMBMM, Mr. Doug Sutor, (703) 695-4939 or DSN 225-4939



Table C-6

**AF DIRECT PERSONNEL COST AND END STRENGTH**  
(FY97 TYS BILLIONS)

FY 96

	END STRENGTH	OBLIGATION \$	OUTLAY \$
<b>GRAND TOTAL</b>	<b>756,877</b>	<b>26.850</b>	<b>25.740</b>
<b>% OF AF OUTLAY</b>			<b>34.15%</b>
<b>MILITARY TOTAL</b>	<b>573,153</b>	<b>19.280</b>	<b>18.170</b>
AF (1)	389,001	17.200	16.150
AFR	73,668	0.767	0.711
ANG	110,484	1.313	1.309
<b>CIVILIAN TOTAL</b>	<b>183,724</b>	<b>7.570</b>	<b>7.570</b>
O&M - AF	99,144	3.691	3.691
O&M - AFR	15,505	0.706	0.706
O&M - ANG	25,588	1.162	1.162
RDT&E	10,409	0.354	0.354
<b>DEFENSE BUSINESS OPERATIONS FUND</b>	<b>33,078</b>	<b>1.657</b>	<b>1.657</b>

FY 97

	END STRENGTH	OBLIGATION \$	OUTLAY \$
<b>GRAND TOTAL</b>	<b>706,448</b>	<b>25.231</b>	<b>24.102</b>
<b>% OF AF OUTLAY</b>			<b>32.88%</b>
<b>MILITARY TOTAL</b>	<b>559,394</b>	<b>19.172</b>	<b>18.043</b>
AF	377,385	17.046	16.038
AFR	71,986	0.779	0.715
ANG	110,023	1.347	1.290
<b>CIVILIAN TOTAL</b>	<b>147,054</b>	<b>6.059</b>	<b>6.059</b>
O&M - AF	96,842	3.746	3.746
O&M - AFR	15,002	0.725	0.725
O&M - ANG	24,989	1.181	1.181
RDT&E	10,221	0.407	0.407
<b>DOD WORKING CAPTIAL FUND</b>	<b>32,130</b>	<b>1,385</b>	<b>1,385</b>

OPR: (AF MIL) Ms. Jane Selkirk, SAF/FMBOP, (703) 695-0036 or DSN 225-0036;

(AF CIV, O&M, RDT&E) Ms. Jeanette Bayless, SAF/FMBOP, (703) 697-0081 or DSN 227-0081;

(DoD WC FUND) SAF/FMBMR, (703) 614-3803 or DSN 224-3803;

(ANG MIL) Mr. A. Tedrick, ANG/FMA, (703) 695-0885;

(USAFR MIL), Mr. B. Cassot, & (USAFR CIV), Ms. S. Butler, AF/RECB, (703) 693-2676 or DSN 223-2676

Table C-7

**TOTAL AF O&M FUNDING DETAIL BY  
BUDGET ACTIVITY & COMMODITY GROUP**  
(Then-Year Dollars in Billions)

	FY 95	FY 96	FY 97
<b>TOTAL O&amp;M FUNDING (2)</b>	24.6	23.4	22.8
<b>RESERVE FORCES</b>	4.2	4.3	4.2
<b>OPERATING FORCES</b>	10.6	10.3	9.6
<b>MOBILIZATION</b>	3.5	2.7	2.9
<b>TRAINING &amp; RECRUITING</b>	1.6	1.7	1.6
<b>ADMIN &amp; SERVICE WIDE ACTIVITIES</b>	4.7	4.5	4.5
<b>CIVILIAN PAY</b>	5.6	5.6	5.6
<b>TRAVEL &amp; TRANSPORTATION</b>	1.2	1.2	1.2
<b>UTILITIES &amp; RENT</b>	0.5	0.4	0.4
<b>COMMUNICATIONS</b>	0.4	0.4	0.4
<b>SUPPLIES &amp; EQUIPMENT</b>	4.7	4.2	3.9
<b>IF MAINTENANCE</b>	1.7	1.6	1.6
<b>PURCHASED SERVICES</b>	8.9	8.4	8.2
<b>AIRCRAFT POL</b>	1.4	1.4	1.3
<b>OTHER EXPENSES</b>	0.2	0.1	0.1

FOOTNOTES: (1) Includes Active Air Force, Air National Guard (ANG) and Air Force Reserve (AFR).

(2) Totals may not add due to rounding.

OPR: (AF) SAF/FMBOI, Maj Simmons, (703) 614-7510 or DSN 224-7510;

(AFR) AF/RECB, Ms. S Butler, (703) 693-2676 or DSN 223-2676;

(ANG) ANG/FMA, Mr. A. Mahoney, (703) 695-0885 or DSN 225-0885

Table C-8

**AFTO CHANGES  
FY99 PRESENTATION (BILLIONS)**

	FY 99	FY 97	NET
			CHANGE FY96-97
			%
01 OPERATIONS	79.0	75.9	-3.9%
02 AIRCRAFT PROCUREMENT - AF	7.5	6.5	-13.3%
03 AIRCRAFT PROCUREMENT - AF	2.9	1.9	-34.5%
04 OTHER PROCUREMENT - AF	6.9	6.2	-10.1%
07 MILITARY CONSTRUCTION - AF	0.6	0.8	33.3%
08 BRIDGE - AF	13.1	14.5	10.7%
30 OPERATION & MAINTENANCE - AF	20.2	19.3	-4.5%
32 MILITARY PERSONNEL - AF	18.7	17.8	-4.8%
33 AIRCRAFT III (1995)	0.2	0.1	-50.0%
37 AIRCRAFT YEAR (1996) ROUND IV	0.1	0.2	100.0%
39 BASE CLOSURE & REALIGNMENT COMM	0.2	0.2	0.0%
50 RESERVE PERSONNEL - AFR	0.8	0.8	0.0%
51 MILITARY CONSTRUCTION - AFR	0.1	0.1	0.0%
52 OPERATIONS & MAINTENANCE - AFR	1.6	1.6	0.0%
54 MILITARY CONSTRUCTION - ANG	0.2	0.2	0.0%
55 OPERATION & MAINTENANCE - ANG	3.0	2.9	-3.3%
56 NATIONAL GUARD PERSONNEL - ANG	1.4	1.4	0.0%
60 FAMILY HOUSING CONSTR - AF	0.3	0.3	0.0%
61 FAMILY HOUSING OPS & DEBT - AF	0.9	0.8	-11.1%
APRN A1 AMMUNITION PROCUREMENT - AF	0.3	0.3	0.0%

- NOTES: (1) Totals may not add due to rounding.  
 (2) Amounts are as of the FY 99 President's Budget.  
 (3) Amounts may differ from those in previous editions of this publication because of updates to prior year actuals.

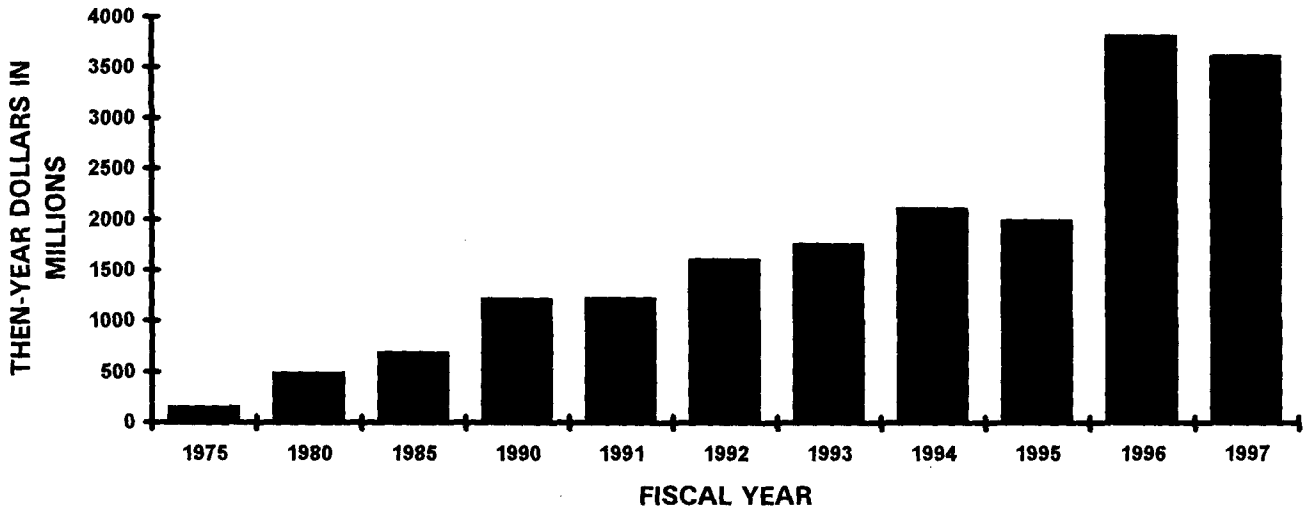
OPR: SAF/FMBP, Maj Jones, (703) 614-3642 or DSN 224-3642

Table C-9

**AF FACILITIES MAINTENANCE & REPAIR (BMAR)  
VALUE OF BACKLOG  
(Then-Year Dollars in Millions)**

FY	\$M	FY	\$M	FY	\$M
1975	150	1983	653	1991	1,220
1976	162	1984	695	1992	1,600
1977	219	1985	684	1993	1,751
1978	300	1986	788	1994	2,104
1979	365	1987	680	1995	1,984
1980	485	1988	869	1996	3,807
1981	530	1989	1,040	1997	3,611
1982	507	1990	1,214		

**AF FACILITIES MAINTENANCE & REPAIR (BMAR) VALUE OF  
BACKLOG (Total Force & RDT&E)**



Note: Starting in FY96 the Air Force began reporting Total Force (Active, Guard, Reserve) and RDT&E BMAR.

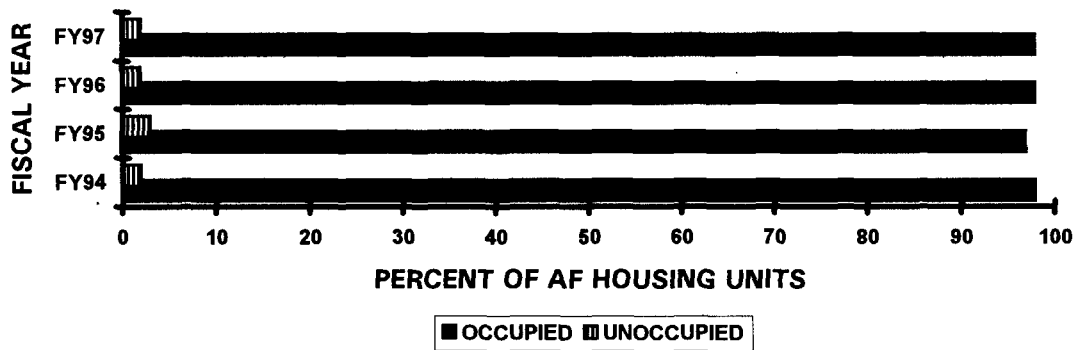
OPR: AF/ILEO, Ms. Rita Maldonado, (703) 604-3976 or DSN 664-3976

Table C-10

**AF MILITARY FAMILY HOUSING DATA**

	FY 94	FY 95	FY 96	FY 97
<b>GOVERNMENT HOUSING (OWNED/LEASED)</b>	131,503	125,337	118,303	118,521
Less Units Being Improved/Repaired	8,554	7,792	7,650	7,650
<b>Units Available for Occupancy</b>	122,949	117,545	110,653	110,871
Occupied Units	120,566	114,492	108,440	108,653
Unoccupied Units	2,383	3,053	2,213	2,218


**AF MILITARY FAMILY HOUSING**



OPR: AF/ILEH, Ms. K. Hurt, (703) 695-5734 or DSN 225-5734



# SECTION D



**AIR FORCE PERSONNEL**

Table D-1

## AF MILITARY PERSONNEL

YEAR	TOTAL	YEAR	TOTAL	YEAR	TOTAL
1907	3	1938	21,089	1988	904,759
1908	13	1939	23,455	1989	862,062
1909	27	1940	51,165	1970	791,078
1910	11	1941	152,125	1971	755,107
1911	23	1942	764,415	1972	725,635
1912	51	1943	2,197,114	1973	690,999
1913	114	1944	2,372,292	1974	643,795
1914	122	1945	2,282,259	1975	612,551
1915	208	1946	455,515	1976	585,207
1916	311	1947	305,827	1977	570,479
1917	1,218	1948	387,730	1978	569,491
1918	195,023	1949	419,347	1979	559,450
1919	25,603	1950	411,277	1980	557,969
1920	9,050	1951	788,381	1981	570,302
1921	11,649	1952	973,474	1982	582,845
1922	9,642	1953	977,593	1983	592,044
1923	9,441	1954	947,918	1984	597,125
1924	10,547	1955	959,946	1985	601,515
1925	9,670	1956	909,958	1986	608,199
1926	9,674	1957	919,835	1987	607,035
1927	10,078	1958	871,156	1988	576,446
1928	10,549	1959	840,028	1989	570,880
1929	12,131	1960	814,213	1990	535,233
1930	13,531	1961	820,490	1991	510,432
1931	14,780	1962	883,330	1992	470,315
1932	15,028	1963	868,644	1993	444,351
1933	15,099	1964	855,802	1994	426,327
1934	15,861	1965	823,633	1995	400,409
1935	16,247	1966	886,350	1996	389,001
1936	17,233	1967	897,426	1997	377,385
1937	19,147				

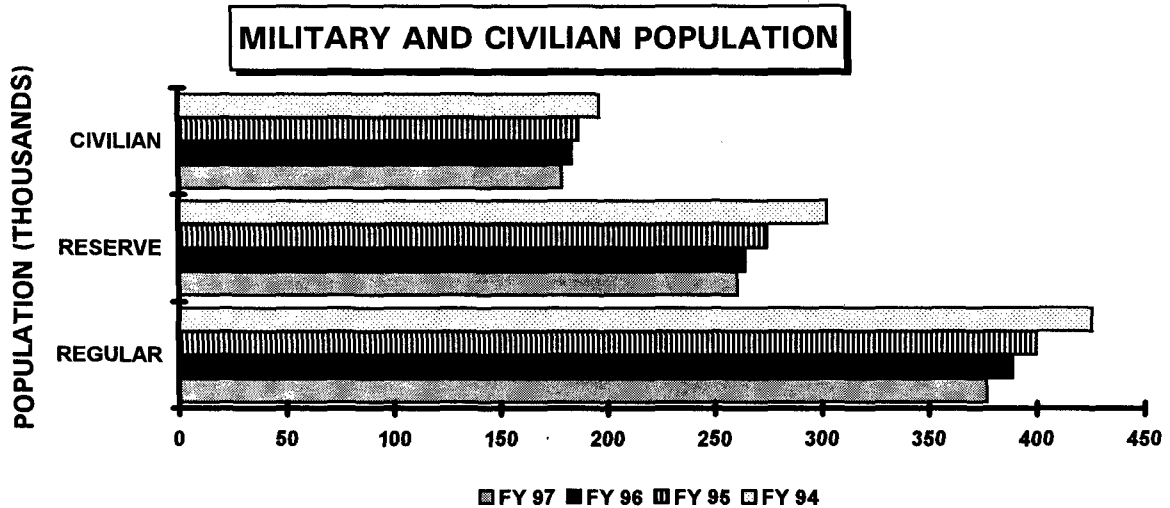
SOURCE: Budget of the U.S. Government, FY 97, Appendix



Table D-2

**AF PERSONNEL DISTRIBUTION**  
(PERSONNEL IN THOUSANDS)  
(1)

	FY 94	FY 95	FY 96	FY 97
<b>ACTIVE FORCE (2)</b>				
<b>GRAND TOTAL</b>	623	587	573	556
<b>MILITARY TOTAL</b>	426	400	389	377
Officers	81	78	76	74
Enlisted	341	318	309	299
Cadets	4	4	4	4
<b>CIVILIAN TOTAL</b>	197	187	184	179
Direct Hire	189	180	177	172
AFRES Technicians	(11)	(9)	(9)	(9)
ANG Technicians	(24)	(24)	(24)	(23)
AFRES Indirect Hire	8	7	7	7
<b>AIR RESERVE FORCE (3)</b>				
<b>GRAND TOTAL</b>	303	275	265	261
<b>READY RESERVE (4)</b>	293	264	251	248
ANG Selected Reserve	114	110	110	110
AF Reserve (Sel Res)	80	79	74	72
AF Reserve (IRR)	99	75	67	66
<b>STANDBY RESERVE</b>	10	11	14	13



FOOTNOTES: (1) Totals may not add due to rounding.  
 (2) Excludes nonchargeable personnel.  
 (3) Does not include Training/Pay Categories J, K, and L.  
 (4) Excludes retired Air Force Reserve.

OPR: (AF MIL) AF/DPPR, Ms. J. Breeden, (703) 697-3714 or DSN 227-3714;  
 (AFR) AF/REPP, Mr. Bill Limbrick, (703) 588-6001 or DSN 425-6001;  
 (ANG) ANG/MP, Ms Brenda Merriman, (301) 836-8238 or DSN 278-8238;  
 (CIV) AF/DPPR, Ms M. Higgins, (703) 697-7486 or DSN 227-7486

Table D-3

**AF PERSONNEL BY MAJOR COMMANDS (MAJCOMs),  
FIELD OPERATING AGENCIES (FOAs),  
AND DIRECT REPORTING UNITS (DRUs)**

	FY 92	FY 93	FY 94	FY 95	FY 96	FY 97
<b>MAJCOM TOTAL</b>	<b>604,824</b>	<b>565,056</b>	<b>534,893</b>	<b>501,030</b>	<b>487,395</b>	<b>472,876</b>
Officer	75,792	69,806	65,684	63,059	61,271	59,511
Enlisted	354,767	334,406	313,003	291,776	282,827	273,795
Civilian	174,265	160,844	156,206	146,195	143,297	139,570
<b>AF INTELLIGENCE CMD (1)</b>	<b>14,932</b>	<b>14,473</b>	<b>0</b>	<b>0</b>	<b>0</b>	<b>0</b>
Officer	1,603	1,550	0	0	0	0
Enlisted	10,700	10,282	0	0	0	0
Civilian	2,629	2,641	0	0	0	0
<b>AF LOGISTICS CMD</b>	<b>14</b>	<b>0</b>	<b>0</b>	<b>0</b>	<b>0</b>	<b>0</b>
Officer	2	0	0	0	0	0
Enlisted	6	0	0	0	0	0
Civilian	6	0	0	0	0	0
<b>AF MATERIEL CMD</b>	<b>122,884</b>	<b>114,908</b>	<b>117,426</b>	<b>111,232</b>	<b>107,427</b>	<b>103,596</b>
Officer	11,314	11,236	11,365	10,778	10,039	9,257
Enlisted	21,692	22,902	25,702	25,160	23,995	23,252
Civilian	89,878	80,770	80,359	75,294	73,393	71,087
<b>AF RESERVE COMMAND</b>	<b>0</b>	<b>0</b>	<b>0</b>	<b>0</b>	<b>0</b>	<b>14,916</b>
Officer	0	0	0	0	0	92
Enlisted	0	0	0	0	0	253
Civilian	0	0	0	0	0	14,571
<b>AF SPECIAL OPS CMD</b>	<b>6,652</b>	<b>8,918</b>	<b>9,655</b>	<b>9,758</b>	<b>10,217</b>	<b>9,966</b>
Officer	1,153	1,323	1,367	1,429	1,517	1,515
Enlisted	5,275	7,156	7,786	7,814	8,164	7,913
Civilian	224	439	502	515	536	538
<b>AF SYSTEMS CMD</b>	<b>47</b>	<b>0</b>	<b>0</b>	<b>0</b>	<b>0</b>	<b>0</b>
Officer	1	0	0	0	0	0
Enlisted	0	0	0	0	0	0
Civilian	46	0	0	0	0	0
<b>AIR COMBAT CMD</b>	<b>163,521</b>	<b>141,832</b>	<b>133,126</b>	<b>120,327</b>	<b>116,336</b>	<b>101,684</b>
Officer	22,895	17,421	16,254	15,197	14,805	12,643
Enlisted	130,284	108,512	101,753	91,796	88,364	77,521
Civilian	10,342	15,899	15,119	13,334	13,167	11,520
<b>AIR MOBILITY CMD</b>	<b>86,970</b>	<b>72,103</b>	<b>67,654</b>	<b>62,405</b>	<b>57,254</b>	<b>63,260</b>
Officer	12,531	10,249	9,343	9,152	8,507	9,520
Enlisted	61,223	49,970	47,885	43,962	40,222	44,784
Civilian	13,216	11,884	10,426	9,291	8,525	8,956
<b>AIR EDUCATION &amp; TNG CMD</b>	<b>63,532</b>	<b>78,782</b>	<b>78,926</b>	<b>78,354</b>	<b>79,371</b>	<b>80,112</b>
Officer	10,068	14,107	14,317	14,371	14,587	14,883
Enlisted	41,991	50,937	50,353	49,794	50,578	50,846
Civilian	11,473	13,738	14,256	14,189	14,206	14,383
<b>AIR UNIVERSITY</b>	<b>7,109</b>	<b>0</b>	<b>0</b>	<b>0</b>	<b>0</b>	<b>0</b>
Officer	3,834	0	0	0	0	0
Enlisted	1,773	0	0	0	0	0
Civilian	1,502	0	0	0	0	0

Table D-3

**AF PERSONNEL BY MAJOR COMMANDS (MAJCOMs),  
FIELD OPERATING AGENCIES (FOAs),  
AND DIRECT REPORTING UNITS (DRUs)**

	FY 92	FY 93	FY 94	FY 95	FY 96	FY 97
<b>MILITARY AIRLIFT CMD</b>	32	0	0	0	0	0
Officer	5	0	0	0	0	0
Enlisted	27	0	0	0	0	0
Civilian	0	0	0	0	0	0
<b>PACIFIC AIR FORCES CMD</b>	44,072	44,336	43,980	42,538	41,998	41,547
Officer	4,217	4,264	4,226	4,060	4,113	4,002
Enlisted	31,082	31,519	31,227	30,150	29,481	28,864
Civilian	8,773	8,553	8,527	8,328	8,404	8,681
<b>SPACE CMD</b>	15,133	27,284	29,588	28,173	26,992	25,796
Officer	2,901	5,177	5,150	4,650	4,341	4,217
Enlisted	8,691	17,586	19,359	18,574	17,891	16,840
Civilian	3,541	4,521	5,079	4,949	4,760	4,739
<b>STRATEGIC AIR CMD</b>	10,630	0	0	0	0	0
Officer	26	0	0	0	0	0
Enlisted	52	0	0	0	0	0
Civilian	10,552	0	0	0	0	0
<b>TACTICAL AIR CMD</b>	2	0	0	0	0	0
Officer	1	0	0	0	0	0
Enlisted	1	0	0	0	0	0
Civilian	0	0	0	0	0	0
<b>US AIR FORCES, EUROPE</b>	54,651	47,615	39,214	33,048	32,566	31,999
Officer	5,153	4,382	3,568	3,334	3,267	3,382
Enlisted	41,686	35,258	28,657	24,274	23,884	23,522
Civilian	7,812	7,975	6,989	5,440	5,415	5,095
<b>AF RESERVE (9)</b>	14,643	14,606	15,324	15,195	15,234	0
Officer	88	97	94	88	95	0
Enlisted	284	284	281	252	248	0
Civilian	14,271	14,424	14,949	14,855	14,891	0
<b>FOA TOTAL</b>	17,608	17,187	32,077	30,395	66,552	53,664
Officer	4,530	4,387	6,062	5,791	5,531	5,602
Enlisted	5,887	5,801	16,135	14,773	14,235	14,743
Civilian	7,191	6,999	9,880	9,831	46,786	33,319
<b>AF AUDIT AGENCY</b>	878	819	890	893	867	905
Officer	52	19	4	1	1	1
Enlisted	11	10	4	3	3	1
Civilian	815	790	882	889	863	903
<b>AF AGENCY FOR MODELING/SIMU</b>	0	0	0	0	0	16
Officer	0	0	0	0	0	16
Enlisted	0	0	0	0	0	2
Civilian	0	0	0	0	0	0
<b>AF BASE CONVERSION AGENCY</b>	0	211	376	337	312	311
Officer	0	4	2	1	1	0
Enlisted	0	207	80	0	0	0
Civilian	0	0	294	336	311	311

Table D-3

**AF PERSONNEL BY MAJOR COMMANDS (MAJCOMs),  
FIELD OPERATING AGENCIES (FOAs),  
AND DIRECT REPORTING UNITS (DRUs)**

	FY 92	FY 93	FY 94	FY 95	FY 96	FY 97
<b>AF CTR FOR ENVIR EXCEL</b>	44	346	397	430	445	410
Officer	43	48	49	54	49	46
Enlisted	1	1	1	2	3	2
Civilian	0	297	347	374	393	362
<b>AF CTR FOR QUALITY/MGMT</b>	0	0	0	0	0	218
Officer	0	0	0	0	0	55
Enlisted	0	0	0	0	0	81
Civilian	0	0	0	0	0	82
<b>AF CIVIL ENG SPT AGENCY</b>	721	345	310	259	223	213
Officer	91	39	32	28	26	26
Enlisted	202	114	104	93	83	72
Civilian	428	192	174	138	114	115
<b>AF CIVILIAN PER MGMT CTR (2)</b>	1,572	1,112	1,077	1,107	0	0
Officer	2	1	1	1	0	0
Enlisted	1	0	0	0	0	0
Civilian	1,569	1,111	1,076	1,106	0	0
<b>AF OPERATIONS GROUP</b>	195	206	152	236	225	232
Officer	108	110	144	146	138	153
Enlisted	78	84	0	77	73	65
Civilian	9	12	8	13	14	14
<b>AF CA AGENCY (3)</b>	0	0	734	595	0	0
Officer	0	0	146	136	0	0
Enlisted	0	0	263	158	0	0
Civilian	0	0	325	301	0	0
<b>AF COMMUNICATIONS AGENCY</b>	0	0	0	0	587	534
Officer	0	0	0	0	134	118
Enlisted	0	0	0	0	150	118
Civilian	0	0	0	0	303	298
<b>AF COMM AND INFO CENTER</b>	0	0	0	0	0	45
Officer	0	0	0	0	0	6
Enlisted	0	0	0	0	0	39
Civilian	0	0	0	0	0	0
<b>AF COST ANALYSIS AGENCY</b>	83	110	109	115	107	69
Officer	23	24	25	29	27	0
Enlisted	9	8	8	8	9	0
Civilian	51	78	76	78	71	69
<b>AF FLT STDS MGMT AGENCY</b>	38	124	153	160	159	157
Officer	34	66	73	72	72	62
Enlisted	4	36	62	66	65	73
Civilian	0	22	18	22	22	22
<b>AF FREQ MGMT AGENCY</b>	22	40	32	29	31	27
Officer	12	12	7	5	4	0
Enlisted	10	11	7	6	6	0
Civilian	0	17	18	18	21	27

Table D-3

**AF PERSONNEL BY MAJOR COMMANDS (MAJCOMs),  
FIELD OPERATING AGENCIES (FOAs),  
AND DIRECT REPORTING UNITS (DRUs)**

	FY 92	FY 93	FY 94	FY 95	FY 96	FY 97
<b>AF HIST RESEARCH AGENCY</b>	89	63	61	62	65	63
Officer	6	4	4	4	4	4
Enlisted	9	9	8	6	8	7
Civilian	74	50	49	52	53	52
<b>AF HISTORY SPT OFFICE</b>	0	0	0	33	34	40
Officer	0	0	0	2	3	3
Enlisted	0	0	0	2	3	3
Civilian	0	0	0	29	28	34
<b>AF INSPECTION AGENCY</b>	285	186	180	165	150	147
Officer	147	125	118	110	98	97
Enlisted	42	40	33	30	27	27
Civilian	96	23	29	25	25	23
<b>AIR INTEL AGENCY</b>	440	391	14,405	13,277	12,981	12,739
Officer	140	130	1,698	1,598	1,539	1,366
Enlisted	141	134	10,607	9,570	9,343	9,271
Civilian	159	127	2,100	2,109	2,099	2,102
<b>LEGAL SERVICES AGENCY</b>	580	567	555	522	535	511
Officer	296	285	282	275	282	274
Enlisted	144	135	124	119	125	114
Civilian	150	147	149	128	128	123
<b>AF LOGISTICS MGMT AGENCY</b>	0	0	91	86	74	63
Officer	0	0	51	48	41	33
Enlisted	0	0	18	18	16	16
Civilian	0	0	22	20	17	14
<b>AF MEDICAL OPS AGENCY</b>	0	0	342	298	152	125
Officer	0	0	30	35	40	42
Enlisted	0	0	6	6	6	13
Civilian	0	0	306	257	106	70
<b>AF MGMT ENG AGENCY (10)</b>	293	244	148	148	167	0
Officer	69	51	24	27	27	0
Enlisted	109	93	54	59	60	0
Civilian	115	100	70	62	80	0
<b>AF MILITARY PERS CENTER (2)</b>	1,840	1,658	1,460	1,420	0	0
Officer	448	412	330	308	0	0
Enlisted	862	765	652	653	0	0
Civilian	530	481	478	459	0	0
<b>AF PERSONNEL CENTER</b>	0	0	0	0	1611	1751
Officer	0	0	0	0	292	302
Enlisted	0	0	0	0	638	640
Civilian	0	0	0	0	681	809
<b>AF PERSONNEL OPS AGENCY</b>	0	0	69	63	63	64
Officer	0	0	27	21	21	25
Enlisted	0	0	13	14	17	17
Civilian	0	0	29	28	25	22

Table D-3

**AF PERSONNEL BY MAJOR COMMANDS (MAJCOMs),  
FIELD OPERATING AGENCIES (FOAs),  
AND DIRECT REPORTING UNITS (DRUs)**

	FY 92	FY 93	FY 94	FY 95	FY 96	FY 97
<b>AF SERVICES AGENCY (4)</b>	51	156	212	270	273	268
Officer	22	24	29	30	24	19
Enlisted	17	16	17	36	46	44
Civilian	12	116	166	204	203	205
<b>AF NEWS AGENCY</b>	574	537	491	465	480	470
Officer	30	28	26	20	18	17
Enlisted	363	364	336	336	332	345
Civilian	181	145	129	129	130	114
<b>AF MEDICAL SPT AGENCY</b>	96	347	114	97	90	83
Officer	47	40	49	44	43	41
Enlisted	9	10	10	8	8	5
Civilian	40	297	55	45	39	37
<b>AF OFFICE OF SPEC INVEST</b>	2,202	2,067	2,026	1,944	1,874	1,832
Officer	483	483	459	412	367	357
Enlisted	1,250	1,140	1,110	1,091	1,078	1,060
Civilian	469	444	457	441	429	415
<b>AF PROGRAM EXE OFFICE</b>	42	51	51	52	52	51
Officer	28	33	33	33	33	33
Enlisted	6	6	5	5	5	5
Civilian	8	12	13	14	14	13
<b>AF REAL ESTATE AGENCY</b>	0	13	14	13	13	12
Officer	0	0	0	0	0	0
Enlisted	0	0	0	0	0	0
Civilian	0	13	14	13	13	12
<b>AF REV BOARDS AGENCY</b>	70	74	51	44	46	46
Officer	12	10	10	4	5	4
Enlisted	4	6	6	6	6	6
Civilian	54	58	35	34	35	36
<b>AF SAFETY AGENCY</b>	103	145	151	136	136	129
Officer	70	62	60	56	57	52
Enlisted	33	24	22	17	18	18
Civilian	0	59	69	63	61	59
<b>AF SEC POLICE AGENCY</b>	92	139	255	159	144	231
Officer	19	19	39	28	25	45
Enlisted	24	102	197	115	103	171
Civilian	49	18	19	16	16	15
<b>AF STUDIES &amp; ANALYSES</b>	130	101	96	84	84	158
Officer	83	60	60	53	51	55
Enlisted	13	15	11	9	9	81
Civilian	34	26	25	22	24	22
<b>AF TECH APPL CENTER</b>	1,207	1,162	1,109	1,044	941	849
Officer	207	216	199	202	195	180
Enlisted	999	943	907	842	746	669
Civilian	1	3	3	0	0	0

Table D-3

**AF PERSONNEL BY MAJOR COMMANDS (MAJCOMs),  
FIELD OPERATING AGENCIES (FOAs),  
AND DIRECT REPORTING UNITS (DRUs)**

	FY 92	FY 93	FY 94	FY 95	FY 96	FY 97
<b>ANG READINESS CTR</b>	464	461	460	490	561	572
Officer	29	40	30	23	30	58
Enlisted	12	9	9	12	21	34
Civilian	423	412	411	455	510	480
<b>AIR NAT GUARD CIVILIANS</b>	26,037	26,302	25,320	25,238	23,931	24,520
Officer	0	0	0	0	0	0
Enlisted	0	0	0	0	0	0
Civilian	26,037	26,302	25,320	25,238	23,931	24,520
<b>AIR RESERVE PER CENTER</b>	710	667	678	611	602	631
Officer	29	27	23	24	22	21
Enlisted	94	100	94	96	95	97
Civilian	587	540	561	491	485	413
<b>AIR WEATHER SERVICE</b>	1,297	1,238	1,196	1,038	1,028	1,049
Officer	337	314	291	234	202	188
Enlisted	730	692	667	577	600	631
Civilian	230	232	238	227	226	230
<b>CENTER FOR AF HISTORY (5)</b>	7	33	33	0	0	0
Officer	4	3	4	0	0	0
Enlisted	3	1	2	0	0	0
Civilian	0	29	27	0	0	0
<b>HEADQUARTERS AF</b>	2,544	2,515	2,617	2,676	2,596	2,528
Officer	1,436	1,475	1,488	1,526	1,450	1,386
Enlisted	203	225	241	255	270	262
Civilian	905	815	888	895	876	880
<b>JT SVCS SURV, EVASION, RESIST &amp; ESCAPE AGENCY</b>	22	69	60	84	95	105
Officer	11	10	8	10	9	7
Enlisted	11	16	6	22	25	25
Civilian	0	43	46	52	61	73
<b>US SPACOM/NORAD</b>	369	360	453	658	836	707
Officer	127	117	113	253	339	352
Enlisted	86	86	83	247	343	327
Civilian	156	157	257	158	154	28
<b>PENTAGON COMM AGENCY (6)</b>	907	968	932	933	959	875
Officer	212	213	207	191	180	158
Enlisted	493	485	451	456	437	402
Civilian	202	290	274	286	342	315
<b>DIRECT REPORTING UNITS</b>	7,507	7,530	7,916	23,964	7,962	7,181
Officer	1,931	1,871	1,950	1,983	1,858	1,624
Enlisted	2,867	2,784	2,972	2,752	2,853	2,732
Civilian	2,709	2,875	2,993	19,229	3,251	2,825
<b>11TH SUPPORT WING (7)</b>	2,602	2,621	2,921	2,549	2,688	2,360
Officer	246	221	286	173	175	174
Enlisted	1,367	1,299	1,521	1,353	1,415	1,340
Civilian	989	1,101	1,114	1,023	1,098	846

Table D-3

**AF PERSONNEL BY MAJOR COMMANDS (MAJCOMs),  
FIELD OPERATING AGENCIES (FOAs),  
AND DIRECT REPORTING UNITS (DRUs)**

	FY 92	FY 93	FY 94	FY 95	FY 96	FY 97
<b>AF OPERATIONAL T&amp;E CTR</b>	644	772	851	825	757	732
Officer	372	431	484	466	399	373
Enlisted	117	132	145	161	171	172
Civilian	155	209	222	198	187	187
<b>USAF ACADEMY</b>	4,261	4,137	4,124	20,570	4,496	4,032
Officer	1,313	1,219	1,164	1,328	1,268	1,032
Enlisted	1,383	1,353	1,306	1,238	1,266	1,214
Civilian	1,565	1,565	1,654	18,004	1,962	1,786
<b>AF DOCTRINE CENTER</b>	0	0	19	20	21	57
Officer	0	0	16	16	16	45
Enlisted	0	0	0	0	1	6
Civilian	0	0	3	4	4	6
<b>OTHER (8)</b>	17,449	25,355	18,014	17,725	22,056	18,819
Officer	7,294	7,857	7,191	7,358	7,839	7,246
Enlisted	8,462	13,257	8,990	8,390	8,942	8,103
Civilian	1,692	4,271	1,833	1,978	5,285	3,470

- (1) Changed to Air Intelligence Agency in FY96 (FOA)
- (2) Changed to AF Personnel Center in FY96
- (3) Changed to AF Communications Agency in FY96
- (4) Changed from AF MWR Agency in Oct 93
- (5) Changed to AF History Support Office in FY96
- (6) Changed from 7th Communication Group - FY94
- (7) Changed from AF District of Washington - FY94
- (8) Includes all AF Elements and Joint Commands
- (9) Changed to AF Reserve Command - FY97
- (10) Changed to AF Center for Quality Management - FY97

FOOTNOTES: Excludes Academy Cadets

OPR: (OFFICER) AF/DPPR, Mr. C. Lambert, (703) 697-3714 or DSN 227-3714;  
 (ENLISTED) AF/DPPR, Ms. J. Breeden, (703) 697-3714 or DSN 227-3714;  
 (CIVILIAN) AF/DPPR, Ms. M. Higgins, (703) 697-7486 or DSN 227-7486



Table D-4

**AF PERSONNEL BY STATE AND COUNTRY OF ASSIGNMENT  
1990-1997**

	FY 90	FY 91	FY 92	FY 93	FY 94	FY 95	FY 96	FY 97
<b>ALABAMA</b>	7,063	7,012	6,923	7,067	7,407	7,085	7,069	6,993
Military	4,608	4,555	4,624	4,735	4,977	4,862	4,899	4,811
Civilian	2,445	2,457	2,299	2,332	2,430	2,223	2,164	2,182
<b>ARIZONA</b>	16,640	14,722	13,182	15,188	14,759	14,247	14,000	14,050
Military	12,420	11,589	10,358	10,519	12,034	11,625	11,566	11,647
Civilian	3,220	3,135	2,834	2,669	2,725	2,622	2,434	2,403
<b>ARKANSAS</b>	8,301	7,629	6,285	4,920	4,888	4,311	4,319	4,750
Military	7,388	6,980	4,722	4,419	4,421	4,475	4,344	4,330
Civilian	913	849	558	501	467	436	475	420
<b>CALIFORNIA</b>	71,047	67,881	60,061	53,818	50,360	45,173	41,964	40,418
Military	44,945	43,801	37,908	33,720	31,151	27,402	24,970	24,081
Civilian	26,102	23,880	22,143	19,895	19,209	17,771	16,994	16,337
<b>COLORADO</b>	20,750	18,189	18,304	19,064	16,596	16,366	15,180	14,707
Military	12,964	12,707	13,140	13,993	11,009	10,746	10,496	10,241
Civilian	7,786	5,482	5,164	5,071	4,587	4,620	4,684	4,466
<b>CONNECTICUT</b>	67	43	32	34	38	34	34	38
Military	55	40	29	30	34	31	31	36
Civilian	2	3	3	4	4	3	3	2
<b>DELAWARE</b>	5,610	5,677	5,522	5,524	5,761	5,391	5,053	4,865
Military	4,280	4,334	4,242	4,283	4,598	4,277	3,980	3,831
Civilian	1,330	1,343	1,280	1,241	1,163	1,114	1,073	1,034
<b>DISTRICT OF COLUMBIA</b>	4,806	4,954	4,973	4,766	4,751	4,846	5,002	4,783
Military	3,643	3,726	3,763	3,657	3,739	3,782	3,852	3,712
Civilian	1,163	1,228	1,210	1,109	1,012	1,064	1,150	1,071
<b>FLORIDA</b>	40,628	42,056	40,053	35,605	35,426	34,839	34,891	34,033
Military	31,115	32,614	31,129	27,159	26,636	26,562	26,688	25,940
Civilian	9,511	9,442	8,924	8,446	8,790	8,277	8,203	8,093
<b>GEORGIA</b>	23,185	22,044	20,673	20,806	20,580	19,583	19,913	19,833
Military	7,172	7,247	7,147	8,346	8,394	8,163	8,716	9,109
Civilian	16,013	14,797	13,526	12,460	12,186	11,420	11,197	10,724
<b>IDAHO</b>	3,778	3,372	3,788	3,900	3,819	4,019	4,324	4,671
Military	3,300	2,900	3,355	3,424	3,381	3,587	3,877	4,259
Civilian	478	472	433	476	438	432	447	412
<b>ILLINOIS</b>	14,347	13,576	14,462	10,250	10,077	9,559	9,089	8,476
Military	10,016	9,340	10,509	6,985	6,830	6,420	6,191	5,957
Civilian	4,331	4,236	3,953	3,265	3,247	3,138	2,897	2,519
<b>INDIANA</b>	3,351	3,316	3,788	2,221	4,187	899	879	846
Military	2,543	2,496	3,355	1,387	3,381	138	122	130
Civilian	808	820	433	834	806	761	757	716
<b>IOWA</b>	53	58	62	55	62	45	48	45
Military	50	55	59	52	50	43	44	44
Civilian	3	3	3	3	2	2	2	2

Table D-4

**AF PERSONNEL BY STATE AND COUNTRY OF ASSIGNMENT  
1990-1997**

	FY 90	FY 91	FY 92	FY 93	FY 94	FY 95	FY 96	FY 97
<b>KANSAS</b>	3,740	3,734	3,344	3,637	4,184	3,534	3,282	3,171
Military	3,264	3,283	3,005	3,305	3,816	3,217	2,879	2,784
Civilian	476	451	339	332	335	317	373	393
<b>KENTUCKY</b>	288	263	273	285	219	216	228	
Military	249	257	267	248	210	210	219	226
Civilian	6	6	6	7	6	6	6	5
<b>LOUISIANA</b>	10,866	10,499	7,792	7,272	7,420	7,178	6,267	7,088
Military	8,880	8,611	6,230	5,803	5,955	5,736	5,831	5,709
Civilian	1,985	1,888	1,562	1,469	1,465	1,439	1,426	1,376
<b>MAINE</b>	6,701	3,606	3,085	2,431	217	46	110	118
Military	3,288	3,052	2,548	1,957	146	22	85	94
Civilian	3,413	553	517	474	71	23	25	22
<b>MARYLAND</b>	10,776	10,837	9,221	9,863	10,174	9,876	9,762	9,608
Military	8,273	8,422	7,646	8,067	8,518	8,326	8,249	8,152
Civilian	2,502	2,415	1,575	1,596	1,656	1,549	1,503	1,456
<b>MASSACHUSETTS</b>	5,966	6,806	6,597	6,263	6,149	4,892	4,917	4,713
Military	2,552	2,495	2,320	2,166	2,019	1,891	1,912	1,811
Civilian	3,413	3,311	3,267	3,087	3,130	3,001	3,005	2,902
<b>MICHIGAN</b>	8,168	8,146	6,308	4,276	3,178	1,081	787	791
Military	6,530	6,572	4,910	3,199	2,179	282	140	134
Civilian	1,638	1,573	1,398	1,077	999	799	647	657
<b>MINNESOTA</b>	436	436	448	442	446	466	448	439
Military	110	100	106	103	99	101	92	84
Civilian	326	336	342	339	347	364	357	355
<b>MISSISSIPPI</b>	12,288	11,078	10,746	10,732	10,823	11,030	10,876	10,556
Military	9,761	8,638	8,396	8,410	8,238	8,398	8,232	8,125
Civilian	2,527	2,440	2,350	2,322	2,585	2,632	2,444	2,430
<b>MISSOURI</b>	4,211	4,271	4,176	4,610	4,483	3,862	3,923	3,848
Military	3,325	3,448	3,385	3,874	3,798	3,183	3,222	3,192
Civilian	886	823	790	736	685	679	701	656
<b>MONTANA</b>	4,727	4,843	4,778	6,046	4,816	4,569	4,046	3,906
Military	4,167	4,323	4,312	4,601	4,394	4,155	3,628	3,489
Civilian	560	520	466	444	421	414	418	416
<b>NEBRASKA</b>	13,822	13,816	11,181	10,604	10,161	9,979	10,008	9,672
Military	11,923	11,972	9,853	9,181	8,822	8,713	8,691	8,338
Civilian	1,899	1,844	1,308	1,323	1,329	1,266	1,317	1,334
<b>NEVADA</b>	9,289	9,585	7,594	8,032	8,586	8,329	7,637	7,527
Military	8,091	8,493	6,523	7,005	7,487	7,251	6,568	6,485
Civilian	1,198	1,092	1,071	1,027	1,099	1,078	1,119	1,042
<b>NEW HAMPSHIRE</b>	1,976	187	143	141	165	146	149	166
Military	1,638	70	71	67	78	75	77	76
Civilian	337	87	72	74	77	71	72	80

Table D-4

**AF PERSONNEL BY STATE AND COUNTRY OF ASSIGNMENT  
1990-1997**

	FY 90	FY 91	FY 92	FY 93	FY 94	FY 95	FY 96	FY 97
<b>NEW JERSEY</b>	5,861	5,748	5,397	5,624	5,037	5,684	5,411	5,352
Military	4,483	4,431	4,220	4,379	4,759	5,544	5,309	5,257
Civilian	1,368	1,318	1,177	1,245	1,278	1,140	1,102	1,095
<b>NEW MEXICO</b>	16,711	17,084	17,213	17,581	17,974	17,261	16,875	16,749
Military	12,865	13,323	13,649	14,027	14,316	13,685	13,192	12,108
Civilian	3,846	3,741	3,564	3,554	3,658	3,576	3,683	3,640
<b>NEW YORK</b>	11,266	10,217	9,553	9,416	7,372	2,883	1,709	1,568
Military	7,801	6,883	6,443	6,388	4,615	1,119	467	436
Civilian	3,465	3,334	3,110	3,028	2,757	1,764	1,242	1,232
<b>NORTH CAROLINA</b>	9,702	10,059	10,411	10,959	11,010	10,568	10,285	10,242
Military	8,674	9,008	9,454	9,970	10,044	9,633	9,288	9,241
Civilian	1,028	1,051	957	989	966	935	997	1,001
<b>NORTH DAKOTA</b>	10,871	10,982	10,558	10,611	10,501	10,890	10,244	9,431
Military	9,772	9,814	9,505	9,658	9,575	9,958	9,336	8,542
Civilian	1,199	1,168	1,053	953	926	932	908	889
<b>OHIO</b>	29,543	27,895	27,173	24,720	23,284	21,898	20,527	18,323
Military	9,543	9,348	9,066	8,675	7,916	7,583	7,180	6,634
Civilian	20,000	18,547	18,107	16,045	15,368	14,415	13,347	12,189
<b>OKLAHOMA</b>	28,556	26,812	25,003	23,466	23,436	23,462	23,956	23,166
Military	11,320	11,354	11,200	11,103	11,216	11,625	11,074	9,996
Civilian	17,236	15,458	13,803	12,363	12,220	11,827	12,882	13,170
<b>OREGON</b>	280	271	268	270	270	296	309	324
Military	63	53	54	53	58	58	58	62
Civilian	217	218	214	217	212	237	245	262
<b>PENNSYLVANIA</b>	961	948	1,045	1,004	994	991	986	1,051
Military	345	323	344	328	314	270	255	280
Civilian	616	625	701	676	680	721	731	771
<b>RHODE ISLAND</b>	68	72	77	73	79	79	79	73
Military	67	72	76	72	78	78	78	72
Civilian	1	0	1	1	1	1	1	1
<b>SOUTH CAROLINA</b>	14,938	15,014	12,342	12,146	11,974	11,537	11,186	10,803
Military	12,609	12,763	10,530	10,483	10,351	9,990	9,634	9,408
Civilian	2,329	2,251	1,812	1,663	1,623	1,547	1,552	1,495
<b>SOUTH DAKOTA</b>	7,092	7,172	6,414	5,748	5,064	4,359	3,671	3,406
Military	6,412	6,594	5,948	5,286	4,577	3,881	3,188	2,936
Civilian	680	578	466	462	487	478	483	470
<b>TENNESSEE</b>	508	511	477	456	503	521	520	441
Military	266	262	261	245	274	290	300	231
Civilian	242	249	216	211	229	231	220	210
<b>TEXAS</b>	80,134	74,137	69,253	64,524	65,439	64,785	64,379	61,807
Military	48,562	45,925	43,278	39,734	41,146	40,460	40,590	38,530
Civilian	31,572	28,212	25,975	24,790	24,293	24,325	23,789	23,077

Table D-4

**AF PERSONNEL BY STATE AND COUNTRY OF ASSIGNMENT  
1990-1997**

	FY 90	FY 91	FY 92	FY 93	FY 94	FY 95	FY 96	FY 97
<b>UTAH</b>	19,378	17,248	18,104	14,652	13,707	12,486	12,082	12,249
Military	4,774	5,052	4,832	4,953	4,850	4,583	4,380	4,309
Civilian	13,604	12,193	11,272	9,679	8,857	7,902	7,702	7,940
<b>VERMONT</b>	27	26	21	21	22	17	16	11
Military	26	25	21	20	21	16	16	11
Civilian	1	1	0	1	1	1	0	0
<b>VIRGINIA</b>	18,547	18,669	18,599	18,371	18,955	18,298	18,093	17,881
Military	14,503	14,531	14,588	14,819	14,945	14,384	14,154	13,940
Civilian	4,044	4,024	4,011	4,052	4,010	3,914	3,939	3,941
<b>WASHINGTON</b>	9,977	10,272	10,228	10,984	10,734	10,016	9,436	8,986
Military	8,097	8,415	8,569	9,267	9,061	8,412	7,892	7,474
Civilian	1,880	1,857	1,659	1,717	1,673	1,604	1,544	1,512
<b>WEST VIRGINIA</b>	36	39	39	36	38	35	37	42
Military	32	35	36	33	33	32	33	38
Civilian	3	4	3	3	3	3	4	4
<b>WISCONSIN</b>	418	413	418	433	438	489	510	514
Military	77	72	74	78	77	76	84	80
Civilian	341	341	342	355	361	413	426	434
<b>WYOMING</b>	4,140	4,131	3,996	4,121	4,369	4,214	4,004	3,934
Military	3,521	3,542	3,450	3,606	3,831	3,684	3,482	3,414
Civilian	619	589	546	515	538	530	522	520
<b>ANG TOTAL (CONUS)</b>	25,492	24,723	24,741	24,674	23,752	23,833	23,608	23,404
Civilian	25,492	24,723	24,741	24,674	23,752	23,833	23,608	23,404
<b>ALASKA</b>	12,041	12,702	12,480	12,334	11,890	10,927	11,446	10,978
Military	10,421	11,070	10,773	10,741	10,299	9,548	9,504	9,249
Civilian	1,620	1,632	1,707	1,593	1,591	1,379	1,942	1,729
<b>HAWAII</b>	7,092	6,936	6,363	6,105	6,053	5,897	6,424	6,486
Military	5,390	5,303	4,932	4,708	4,682	4,564	4,571	4,535
Civilian	1,702	1,633	1,431	1,397	1,371	1,323	1,853	1,951
<b>AUSTRALIA</b>	269	278	272	265	261	256	258	261
Military	265	276	272	264	260	254	256	260
Civilian	4	2	0	1	1	2	2	1
<b>BELGIUM</b>	623	573	559	489	509	528	530	522
Military	596	565	551	480	501	521	523	513
Civilian	27	8	8	8	8	7	7	9
<b>CANADA</b>	134	126	118	112	112	99	94	91
Military	124	117	108	102	102	91	88	89
Civilian	10	9	10	10	10	8	6	2

Table D-4

**AF PERSONNEL BY STATE AND COUNTRY OF ASSIGNMENT  
1990-1997**

	FY 90	FY 91	FY 92	FY 93	FY 94	FY 95	FY 96	FY 97
<b>CANAL ZONE (PANAMA)</b>	2,713	2,922	2,849	3,063	3,338	2,946	2,826	2,678
Military	2,144	2,349	2,178	2,292	2,500	2,096	2,012	1,814
Civilian	569	573	671	771	838	850	814	864
<b>DENMARK</b>	27	25	24	19	20	21	18	20
Military	24	23	22	17	18	19	16	18
Civilian	3	2	2	2	2	2	2	2
<b>EGYPT</b>	80	74	76	84	92	91	91	101
Military	44	40	40	45	53	54	54	64
Civilian	36	34	36	39	39	37	37	37
<b>FRANCE</b>	22	20	18	20	20	22	23	26
Military	18	16	16	16	17	20	21	24
Civilian	4	4	2	4	3	2	2	2
<b>FED REP OF GERMANY</b>	37,898	37,122	31,791	23,806	22,729	19,227	18,943	18,757
Military	29,898	29,829	25,361	17,767	17,453	15,195	15,098	15,171
Civilian	7,998	7,293	6,430	5,839	5,276	4,032	3,845	3,586
<b>GREECE</b>	2,281	1,205	1,143	683	180	163	177	184
Military	1,825	1,012	954	489	167	158	170	177
Civilian	466	193	189	194	13	5	7	7
<b>GREENLAND</b>	162	167	139	134	124	133	143	133
Military	159	163	137	131	122	131	141	131
Civilian	3	4	2	3	2	2	2	2
<b>GUAM</b>	2,890	2,973	3,068	3,047	2,760	2,646	2,549	2,574
Military	2,334	2,418	2,435	2,489	2,217	2,142	2,105	2,049
Civilian	556	555	634	558	543	504	444	525
<b>ICELAND</b>	1,305	1,392	1,264	1,149	1,139	708	670	637
Military	1,226	1,316	1,189	1,068	1,066	640	623	594
Civilian	79	76	75	81	73	68	47	43
<b>ISRAEL</b>	18	19	15	12	14	12	13	15
Military	18	19	15	12	13	11	12	14
Civilian	0	0	0	0	1	1	1	1
<b>ITALY</b>	4,818	4,812	4,493	2,814	5,444	4,645	4,976	5,006
Military	3,906	4,009	3,782	2,063	4,685	3,984	4,164	4,190
Civilian	712	803	711	751	759	661	812	816
<b>JAPAN</b>	20,141	19,821	20,081	20,140	20,106	19,796	19,387	19,296
Military	15,036	14,741	15,344	15,403	15,331	14,962	14,403	14,027
Civilian	5,105	5,080	4,737	4,737	4,775	4,834	4,984	5,269
<b>KOREA</b>	11,851	10,325	10,149	10,350	10,106	9,835	9,765	9,713
Military	10,333	9,028	8,945	9,140	8,960	8,661	8,657	8,618
Civilian	1,518	1,297	1,204	1,210	1,146	1,174	1,108	1,095
<b>NETHERLANDS</b>	2,140	2,012	1,922	1,792	418	300	306	300
Military	1,960	1,819	1,758	1,625	343	290	295	290
Civilian	180	193	164	167	75	10	11	10

Table D-4

**AF PERSONNEL BY STATE AND COUNTRY OF ASSIGNMENT  
1990-1997**

	FY 90	FY 91	FY 92	FY 93	FY 94	FY 95	FY 96	FY 97
<b>NORWAY</b>	149	170	154	151	42	12	70	70
Military	113	131	131	108	24	9	58	59
Civilian	36	39	23	23	18	3	12	11
<b>PHILIPPINE ISLANDS</b>	10,840	4,516	35	16	8	12	8	8
Military	7,844	2,372	31	15	8	12	7	8
Civilian	2,996	2,144	2	1	0	0	1	0
<b>PORTUGAL</b>	2,190	2,166	1,968	1,964	1,844	1,702	1,737	1,727
Military	1,182	1,206	1,097	1,108	1,076	966	981	971
Civilian	1,008	960	871	856	768	736	756	756
<b>PUERTO RICO</b>	341	338	331	328	368	360	374	364
Military	58	58	38	37	39	37	36	43
Civilian	283	280	293	291	319	323	338	311
<b>SAUDI ARABIA</b>	293	293	264	306	290	261	296	310
Military	199	199	175	188	190	185	206	226
Civilian	94	94	89	117	100	76	89	84
<b>SPAIN</b>	3,964	3,678	3,659	3,786	3,115	2,221	2,234	2,242
Military	2,913	2,543	382	477	218	217	215	223
Civilian	1,041	1,035	477	309	97	4	19	19
<b>THAILAND</b>	43	35	34	32	32	26	36	34
Military	43	35	34	32	32	26	36	34
Civilian	0	0	0	0	0	0	0	0
<b>TURKEY</b>	3,887	5,320	4,492	4,096	4,204	3,200	3,016	2,916
Military	3,408	4,839	4,021	3,663	3,760	2,772	2,588	2,516
Civilian	479	481	471	433	444	428	427	399
<b>UNITED KINGDOM</b>	23,239	21,540	18,323	14,517	12,287	10,656	10,404	10,202
Military	22,037	20,434	17,319	13,661	11,478	9,983	9,775	9,596
Civilian	1,202	1,106	1,004	856	809	672	629	606
<b>OTHER COUNTRIES (3)</b>	338	376	388	445	1,227	1,010	773	888
Military	287	339	342	368	1,161	916	704	841
Civilian	49	37	46	77	66	94	69	47
<b>CONUS</b>	605,416	679,913	641,066	613,678	603,616	483,614	473,906	450,588
Military	380,362	373,945	349,510	333,872	328,451	314,331	304,652	289,826
Civilian	225,054	205,968	191,556	179,806	175,164	169,283	169,253	160,762
<b>SPECIAL LOCATIONS</b>	19,133	19,638	18,343	18,439	17,943	16,814	17,870	17,464
Military	15,811	16,373	15,705	15,449	14,981	14,112	14,075	13,784
Civilian	3,322	3,265	3,138	2,990	2,962	2,702	3,795	3,680
<b>OVERSEAS</b>	132,452	122,198	104,828	90,398	87,979	78,889	77,716	76,787
Military	107,994	99,896	86,677	73,060	71,794	64,354	63,244	62,560
Civilian	24,458	22,302	18,151	17,338	16,185	14,535	14,471	14,227

Table D-4

**AF PERSONNEL BY STATE AND COUNTRY OF ASSIGNMENT  
1990-1997**

	FY 90	FY 91	FY 92	FY 93	FY 94	FY 95	FY 96	FY 97
<b>TRANSIENT (4)</b>	13,126	11,884	7,388	9,813	9,888	7,614	7,030	6,373
<b>GRAND TOTAL</b>	<b>780,728</b>	<b>739,516</b>	<b>680,887</b>	<b>642,191</b>	<b>619,551</b>	<b>582,168</b>	<b>572,725</b>	<b>556,569</b>
<b>Military</b>	<b>530,863</b>	<b>506,024</b>	<b>466,060</b>	<b>440,199</b>	<b>422,320</b>	<b>396,382</b>	<b>389,001</b>	<b>377,385</b>
<b>Civilian (5)</b>	<b>249,863</b>	<b>233,492</b>	<b>214,797</b>	<b>201,992</b>	<b>197,231</b>	<b>185,786</b>	<b>183,724</b>	<b>179,184</b>

- FOOTNOTES:**
- (1) Only those countries with more than 20 assigned personnel have been listed separately.
  - (2) Data for Federal Republic of Germany includes West Berlin.
  - (3) Includes personnel assigned to all other countries not listed individually.
  - (4) Transients not included in U.S. and Overseas Sections.
  - (5) Civilian data are total on-board, unadjusted.

OPR: (MILITARY) AF/DPPR, Ms. J. E. Breeden, (703)697-3714 or DSN 227-3714;  
(CIVILIAN) AF/DPPR, Ms. M. Higgins, (703)697-7486 or DSN 227-7486

Table D-5

**AF PERSONNEL DISTRIBUTION WITHIN  
MAJOR INSTALLATIONS**  
(1)

	FY 90	FY 91	FY 92	FY 93	FY 94	FY 95	FY 96	FY 97
<b>ALABAMA/Gunter AFS</b>	<b>2,185</b>	<b>2,289</b>	<b>2,297</b>	<b>2,218</b>	<b>2,264</b>	<b>1,983</b>	<b>1,992</b>	<b>1,932</b>
Officer	257	288	221	251	268	248	238	256
Enlisted	1,044	1,156	1,200	1,151	1,154	1,138	1,166	1,106
Civilian	884	845	876	816	832	597	588	570
<b>ALABAMA/Maxwell AFB</b>	<b>4,716</b>	<b>4,838</b>	<b>4,498</b>	<b>4,739</b>	<b>5,044</b>	<b>4,849</b>	<b>4,831</b>	<b>4,826</b>
Officer	1,569	1,431	1,551	1,527	1,604	1,533	1,526	1,474
Enlisted	1,594	1,503	1,537	1,712	1,861	1,706	1,712	1,750
Civilian	1,553	1,604	1,410	1,500	1,579	1,610	1,593	1,602
<b>ALASKA/Eielson AFB</b>	<b>3,662</b>	<b>3,872</b>	<b>3,304</b>	<b>3,197</b>	<b>3,229</b>	<b>3,131</b>	<b>3,134</b>	<b>3,084</b>
Officer	357	350	267	259	251	233	261	242
Enlisted	2,928	2,962	2,655	2,571	2,602	2,520	2,491	2,438
Civilian	367	360	382	367	376	378	382	404
<b>ALASKA/Elmendorf AFB</b>	<b>7,231</b>	<b>7,600</b>	<b>7,872</b>	<b>8,031</b>	<b>8,163</b>	<b>7,572</b>	<b>7,560</b>	<b>7,264</b>
Officer	871	848	895	881	886	796	815	814
Enlisted	5,242	5,600	5,764	6,025	6,120	5,827	5,761	5,578
Civilian	1,118	1,152	1,213	1,125	1,157	949	984	862
<b>ALASKA/Shemya AFS</b>	<b>804</b>	<b>575</b>	<b>628</b>	<b>0</b>	<b>0</b>	<b>0</b>	<b>0</b>	<b>0</b>
Officer	44	44	38	0	0	0	0	0
Enlisted	523	501	570	0	0	0	0	0
Civilian	37	30	20	0	0	0	0	0
<b>ARIZONA/Davis-Monthan AFB</b>	<b>6,462</b>	<b>6,135</b>	<b>5,948</b>	<b>6,534</b>	<b>7,218</b>	<b>7,283</b>	<b>7,262</b>	<b>7,161</b>
Officer	596	608	590	748	850	885	853	822
Enlisted	4,476	4,190	4,072	4,425	4,981	5,018	5,086	5,030
Civilian	1,390	1,337	1,287	1,361	1,387	1,380	1,313	1,299
<b>ARIZONA/Luke AFB</b>	<b>6,478</b>	<b>5,993</b>	<b>5,568</b>	<b>6,136</b>	<b>7,077</b>	<b>6,584</b>	<b>6,268</b>	<b>6,385</b>
Officer	697	628	575	594	731	686	684	688
Enlisted	4,575	4,156	3,869	4,435	5,153	4,733	4,529	4,650
Civilian	1,206	1,209	1,112	1,107	1,193	1,165	1,055	1,047
<b>ARIZONA/Williams AFB</b>	<b>2,404</b>	<b>2,134</b>	<b>1,361</b>	<b>149</b>	<b>59</b>	<b>64</b>	<b>49</b>	<b>55</b>
Officer	1,033	887	394	24	13	14	9	10
Enlisted	871	788	651	45	3	3	3	4
Civilian	500	459	316	80	43	47	37	41
<b>ARKANSAS/Eaker AFB</b>	<b>3,186</b>	<b>2,769</b>	<b>502</b>	<b>15</b>	<b>11</b>	<b>12</b>	<b>9</b>	<b>9</b>
Officer	412	303	27	0	0	0	0	0
Enlisted	2,436	2,164	377	3	0	0	0	0
Civilian	338	302	98	12	11	12	9	9
<b>ARKANSAS/Little Rock AFB</b>	<b>5,156</b>	<b>5,032</b>	<b>4,830</b>	<b>4,897</b>	<b>4,818</b>	<b>4,801</b>	<b>4,779</b>	<b>4,711</b>
Officer	724	701	692	704	707	693	687	704
Enlisted	3,860	3,786	3,680	3,710	3,661	3,686	3,630	3,598
Civilian	572	545	458	483	450	422	462	409
<b>CALIFORNIA/Beale AFB</b>	<b>3,929</b>	<b>3,842</b>	<b>3,728</b>	<b>3,867</b>	<b>3,762</b>	<b>3,641</b>	<b>3,603</b>	<b>3,560</b>
Officer	482	482	491	490	402	376	374	344
Enlisted	3,019	2,925	2,849	2,995	2,969	2,878	2,833	2,818
Civilian	428	435	388	382	391	387	396	388
<b>CALIFORNIA/Castle AFB</b>	<b>5,159</b>	<b>4,928</b>	<b>4,440</b>	<b>4,322</b>	<b>2,776</b>	<b>202</b>	<b>15</b>	<b>13</b>
Officer	898	770	677	629	304	13	0	0
Enlisted	3,855	3,774	3,435	3,360	2,175	132	0	0
Civilian	405	384	328	333	297	57	15	13



Table D-5

**AF PERSONNEL DISTRIBUTION WITHIN  
MAJOR INSTALLATIONS**

(1)

	FY 90	FY 91	FY 92	FY 93	FY 94	FY 95	FY 96	FY 97
<b>CALIFORNIA/Edwards AFB</b>	7,366	7,446	7,172	7,498	7,814	7,234	7,079	7,035
Officer	750	745	655	666	718	626	589	565
Enlisted	3,643	3,674	3,576	3,766	3,839	3,477	3,425	3,217
Civilian	2,963	3,027	2,941	3,066	3,257	3,131	3,065	3,253
<b>CALIFORNIA/George AFB</b>	4,751	4,279	1,211	25	26	0	0	5
Officer	525	375	104	0	0	0	0	0
Enlisted	3,743	3,430	887	0	0	0	0	0
Civilian	483	465	220	25	26	0	0	5
<b>CALIFORNIA/Los Angeles AFB</b>	5,355	5,226	5,125	5,085	5,142	5,855	5,671	5,522
Officer	1,416	1,356	1,363	1,354	1,300	1,142	986	915
Enlisted	505	506	507	517	533	521	522	495
Civilian	1,434	1,364	1,255	1,214	1,309	1,193	1,163	1,112
<b>CALIFORNIA/March AFB</b>	4,375	4,278	4,143	4,516	4,876	2,923	1,145	1,187
Officer	598	566	549	531	491	156	11	9
Enlisted	2,783	2,732	2,695	2,743	2,902	1,645	60	58
Civilian	994	980	899	1,242	1,283	1,122	1,074	1,120
<b>CALIFORNIA/Mather AFB</b>	3,552	3,098	2,348	357	16	17	9	2
Officer	1,240	876	562	50	0	0	0	0
Enlisted	1,345	1,311	1,155	252	0	4	7	1
Civilian	967	911	631	55	16	13	2	1
<b>CALIFORNIA/McClellan AFB</b>	15,373	13,424	13,041	12,406	11,843	10,931	10,328	9,553
Officer	445	428	458	531	466	435	407	390
Enlisted	2,648	2,649	2,466	2,649	2,395	2,268	2,073	1,958
Civilian	12,280	10,347	10,117	9,226	8,982	8,228	7,846	7,205
<b>CALIFORNIA/Norton AFB</b>	7,110	6,423	5,201	2,219	15	9	18	16
Officer	1,181	1,067	844	284	0	0	0	0
Enlisted	3,617	3,248	2,571	1,188	3	0	0	0
Civilian	2,312	2,108	1,786	747	12	9	18	16
<b>CALIFORNIA/Travis AFB</b>	9,406	9,584	9,166	9,189	9,473	10,237	10,019	9,376
Officer	1,220	1,236	1,240	1,313	1,392	1,600	1,504	1,407
Enlisted	6,071	6,144	6,010	5,896	6,232	6,846	6,693	6,266
Civilian	2,115	2,204	1,916	1,960	1,849	1,791	1,822	1,703
<b>CALIFORNIA/Vandenberg AFB</b>	4,613	4,514	4,439	4,490	4,456	4,510	4,539	4,479
Officer	698	682	658	628	678	778	889	812
Enlisted	2,583	2,569	2,550	2,666	2,552	2,504	2,519	2,541
Civilian	1,332	1,263	1,231	1,196	1,226	1,228	1,131	1,126
<b>COLORADO/Lowry AFB</b>	8,214	8,215	8,719	8,631	1,244	170	105	31
Officer	382	379	359	267	100	41	15	2
Enlisted	3,879	3,239	3,967	4,093	516	109	69	21
Civilian	3,953	1,597	1,393	1,271	628	20	21	8
<b>COLORADO/Peterson AFB</b>	4,753	4,649	4,531	4,817	4,979	4,840	4,548	4,671
Officer	1,187	1,238	1,259	1,327	1,248	1,207	1,115	1,100
Enlisted	1,955	1,837	1,765	1,944	2,147	2,086	1,966	2,043
Civilian	1,611	1,574	1,507	1,546	1,584	1,547	1,467	1,528
<b>COLORADO/AF Academy</b>	4,304	4,270	4,356	4,380	4,330	4,591	4,712	4,117
Officer	1,134	1,123	1,295	1,283	1,217	1,355	1,304	1,060
Enlisted	1,551	1,491	1,419	1,484	1,420	1,342	1,368	1,241
Civilian	1,619	1,656	1,642	1,613	1,693	1,894	2,040	1,816

Table D-5

**AF PERSONNEL DISTRIBUTION WITHIN  
MAJOR INSTALLATIONS**  
(1)

	FY 90	FY 91	FY 92	FY 93	FY 94	FY 95	FY 96	FY 97
<b>DELAWARE/Dover AFB</b>	<b>5,639</b>	<b>5,670</b>	<b>5,539</b>	<b>5,536</b>	<b>5,763</b>	<b>5,380</b>	<b>5,041</b>	<b>4,852</b>
Officer	390	395	406	452	518	475	424	388
Enlisted	3,919	3,932	3,858	3,849	4,083	3,791	3,544	3,430
Civilian	1,330	1,343	1,275	1,235	1,162	1,114	1,073	1,034
<b>WASHINGTON DC/Bolling AFB</b>	<b>3,156</b>	<b>3,160</b>	<b>3,108</b>	<b>3,012</b>	<b>3,110</b>	<b>3,172</b>	<b>3,215</b>	<b>3,032</b>
Officer	598	578	572	550	564	563	553	513
Enlisted	1,566	1,536	1,515	1,501	1,602	1,613	1,611	1,545
Civilian	992	1,046	1,021	961	944	996	1,051	974
<b>FLORIDA/Eglin AFB</b>	<b>12,505</b>	<b>12,781</b>	<b>12,442</b>	<b>12,032</b>	<b>11,881</b>	<b>11,274</b>	<b>11,093</b>	<b>10,836</b>
Officer	1,592	1,650	1,668	1,559	1,463	1,434	1,412	1,287
Enlisted	6,961	7,242	6,955	6,741	6,635	6,496	6,245	6,130
Civilian	3,952	3,889	3,819	3,732	3,783	3,344	3,436	3,418
<b>FLORIDA/Eglin AFB (1)</b>	<b>5,652</b>	<b>6,126</b>	<b>6,539</b>	<b>6,915</b>	<b>7,505</b>	<b>453</b>	<b>301</b>	<b>299</b>
Officer	747	839	1,005	998	1,009	16	2	2
Enlisted	4,491	4,843	5,057	5,447	6,020	24	10	8
Civilian	414	444	477	470	476	413	289	289
<b>FLORIDA/Homestead AFB</b>	<b>8,931</b>	<b>4,850</b>	<b>4,155</b>	<b>926</b>	<b>549</b>	<b>497</b>	<b>588</b>	<b>567</b>
Officer	4,676	448	379	415	0	1	2	1
Enlisted	3,283	3,427	2,885	118	13	0	0	0
Civilian	972	975	891	393	536	496	584	566
<b>FLORIDA/Hurlbert Field</b>	<b>0</b>	<b>0</b>	<b>0</b>	<b>0</b>	<b>0</b>	<b>7,923</b>	<b>8,084</b>	<b>7,880</b>
Officer	0	0	0	0	0	1083	1,156	1,193
Enlisted	0	0	0	0	0	6344	6,411	6,161
Civilian	0	0	0	0	0	496	517	526
<b>FLORIDA/MacDill AFB</b>	<b>6,160</b>	<b>6,199</b>	<b>5,758</b>	<b>4,688</b>	<b>3,734</b>	<b>3,670</b>	<b>4,125</b>	<b>4,457</b>
Officer	865	809	760	629	560	570	666	732
Enlisted	4,348	4,400	4,116	3,164	2,244	2,184	2,533	2,816
Civilian	947	990	882	895	930	916	926	909
<b>FLORIDA/Patrick AFB</b>	<b>4,109</b>	<b>4,140</b>	<b>4,022</b>	<b>3,811</b>	<b>3,544</b>	<b>3,492</b>	<b>3,358</b>	<b>2,759</b>
Officer	450	453	493	474	472	489	489	386
Enlisted	2,338	2,435	2,520	2,265	1,974	1,908	1,802	1,309
Civilian	1,321	1,252	1,009	1,072	1,098	1,095	1,067	1,064
<b>FLORIDA/Tyndall AFB</b>	<b>5,425</b>	<b>5,660</b>	<b>5,775</b>	<b>5,823</b>	<b>5,930</b>	<b>5,637</b>	<b>5,343</b>	<b>4,823</b>
Officer	762	851	851	804	794	751	719	687
Enlisted	3,622	3,756	3,956	4,069	4,125	3,930	3,718	3,313
Civilian	1,041	1,053	968	950	1,011	956	906	823
<b>GEORGIA/Dobbins AFB</b>	<b>693</b>	<b>697</b>	<b>711</b>	<b>645</b>	<b>659</b>	<b>664</b>	<b>670</b>	<b>665</b>
Officer	9	7	9	8	9	8	6	7
Enlisted	52	46	44	52	52	36	17	10
Civilian	632	644	658	585	598	620	647	648
<b>GEORGIA/Moody AFB</b>	<b>3,549</b>	<b>3,521</b>	<b>3,427</b>	<b>4,456</b>	<b>4,399</b>	<b>4,090</b>	<b>4,128</b>	<b>4,409</b>
Officer	331	340	322	380	386	418	419	436
Enlisted	2,757	2,728	2,705	3,653	3,573	3,268	3,290	3,588
Civilian	461	453	400	423	440	404	417	385
<b>GEORGIA/Robins AFB</b>	<b>18,579</b>	<b>17,395</b>	<b>16,164</b>	<b>15,315</b>	<b>15,141</b>	<b>14,344</b>	<b>14,484</b>	<b>14,019</b>
Officer	669	693	726	737	733	760	806	767
Enlisted	3,048	3,047	3,024	3,193	3,320	3,245	3,601	3,612
Civilian	14,862	13,655	12,414	11,385	11,088	10,339	10,077	9,640

Table D-5

**AF PERSONNEL DISTRIBUTION WITHIN  
MAJOR INSTALLATIONS**

(1)

	FY 90	FY 91	FY 92	FY 93	FY 94	FY 95	FY 96	FY 97
<b>HAWAII/Hickam/Wheeler AFBs</b>	<b>6,637</b>	<b>6,216</b>	<b>5,825</b>	<b>5,417</b>	<b>5,368</b>	<b>4,595</b>	<b>5,163</b>	<b>4,649</b>
Officer	954	891	808	755	746	696	739	687
Enlisted	3,999	3,712	3,614	3,294	3,275	2,599	3,170	2,711
Civilian	1,684	1,615	1,403	1,368	1,347	1,300	1,254	1,251
<b>IDAHO/Mountain Home AFB</b>	<b>3,754</b>	<b>3,303</b>	<b>3,711</b>	<b>3,829</b>	<b>3,792</b>	<b>3,997</b>	<b>4,308</b>	<b>4,652</b>
Officer	389	311	352	373	382	394	425	486
Enlisted	2,891	2,523	2,929	2,986	2,974	3,172	3,438	3,755
Civilian	474	469	430	470	436	431	446	411
<b>ILLINOIS/Chanute AFB</b>	<b>4,719</b>	<b>3,838</b>	<b>4,640</b>	<b>174</b>	<b>12</b>	<b>10</b>	<b>9</b>	<b>7</b>
Officer	225	215	167	15	0	0	0	0
Enlisted	3,582	2,766	3,806	86	1	0	0	0
Civilian	912	857	667	73	11	10	9	7
<b>ILLINOIS/Scott AFB</b>	<b>9,396</b>	<b>9,123</b>	<b>9,599</b>	<b>9,506</b>	<b>9,459</b>	<b>8,891</b>	<b>8,539</b>	<b>8,292</b>
Officer	2,108	2,056	2,389	2,291	2,192	2,077	1,999	1,942
Enlisted	4,282	4,110	4,364	4,445	4,472	4,151	4,002	3,861
Civilian	3,006	2,957	2,846	2,770	2,795	2,663	2,538	2,489
<b>INDIANA/Grissom AFB</b>	<b>3,154</b>	<b>3,112</b>	<b>2,648</b>	<b>2,047</b>	<b>959</b>	<b>730</b>	<b>727</b>	<b>692</b>
Officer	326	336	300	116	12	3	0	3
Enlisted	2,029	1,969	1,572	1,116	160	0	0	0
Civilian	799	807	774	815	787	727	727	689
<b>KANSAS/McConnell AFB</b>	<b>3,413</b>	<b>3,406</b>	<b>3,135</b>	<b>3,403</b>	<b>3,911</b>	<b>3,310</b>	<b>3,058</b>	<b>2,995</b>
Officer	362	379	387	383	546	510	480	434
Enlisted	2,625	2,620	2,413	2,697	3,036	2,488	2,210	2,172
Civilian	426	407	335	323	329	312	368	389
<b>LOUISIANA/Barksdale AFB</b>	<b>7,004</b>	<b>6,679</b>	<b>6,579</b>	<b>6,805</b>	<b>7,000</b>	<b>6,679</b>	<b>6,769</b>	<b>6,601</b>
Officer	1,013	978	953	899	891	868	899	872
Enlisted	4,800	4,569	4,588	4,797	5,008	4,721	4,788	4,682
Civilian	1,191	1,132	1,038	1,109	1,101	1,090	1,082	1,047
<b>LOUISIANA/England AFB</b>	<b>3,505</b>	<b>3,344</b>	<b>837</b>	<b>78</b>	<b>12</b>	<b>11</b>	<b>10</b>	<b>9</b>
Officer	311	282	61	12	0	0	0	0
Enlisted	2,715	2,628	593	56	0	0	0	0
Civilian	479	434	183	10	12	11	10	9
<b>MAINE/Loring AFB</b>	<b>3,544</b>	<b>3,425</b>	<b>2,993</b>	<b>2,501</b>	<b>61</b>	<b>14</b>	<b>15</b>	<b>14</b>
Officer	469	437	391	221	0	0	0	0
Enlisted	2,565	2,487	2,095	1,816	0	1	0	0
Civilian	510	501	507	464	61	14	15	14
<b>MARYLAND/Andrews AFB</b>	<b>7,827</b>	<b>7,556</b>	<b>6,139</b>	<b>6,287</b>	<b>6,601</b>	<b>6,527</b>	<b>6,421</b>	<b>6,218</b>
Officer	1,376	1,261	1,020	1,002	1,029	1,021	1,008	1,000
Enlisted	4,106	4,055	3,716	3,877	4,090	4,132	4,087	3,937
Civilian	2,345	2,240	1,403	1,408	1,482	1,374	1,326	1,281
<b>MASS/Hanscom AFB</b>	<b>4,502</b>	<b>4,403</b>	<b>4,157</b>	<b>3,873</b>	<b>3,858</b>	<b>3,626</b>	<b>3,655</b>	<b>3,457</b>
Officer	1,063	1,028	1,010	920	865	787	773	701
Enlisted	989	1,029	935	910	911	888	914	871
Civilian	2,450	2,346	2,212	2,043	2,082	1,951	1,968	1,885
<b>MASS/Westover AFB</b>	<b>928</b>	<b>933</b>	<b>991</b>	<b>957</b>	<b>968</b>	<b>979</b>	<b>973</b>	<b>957</b>
Officer	3	3	1	1	1	1	2	2
Enlisted	0	0	1	0	1	0	1	12
Civilian	925	930	989	956	966	978	970	943

Table D-5

**AF PERSONNEL DISTRIBUTION WITHIN  
MAJOR INSTALLATIONS**  
(1)

	FY 90	FY 91	FY 92	FY 93	FY 94	FY 95	FY 96	FY 96
<b>MICHIGAN/K. I. Sawyer AFB</b>	3,718	3,681	3,522	3,485	2,381	130	10	10
Officer	532	517	481	451	209	5	0	0
Enlisted	2,769	2,745	2,652	2,647	1,844	103	1	0
Civilian	417	419	389	387	328	22	9	10
<b>MICHIGAN/Selfridge AFB</b>	437	439	422	365	301	448	272	306
Officer	10	7	10	13	7	7	3	1
Enlisted	63	74	97	84	43	29	2	0
Civilian	364	358	315	268	251	409	267	304
<b>MICHIGAN/Wurtsmith AFB</b>	3,519	3,436	1,974	18	10	11	11	10
Officer	460	449	185	1	0	0	0	0
Enlisted	2,672	2,633	1,522	10	1	0	0	0
Civilian	387	354	267	7	9	11	11	10
<b>MINNESOTA/Duluth IAP</b>	15	11	13	11	12	11	12	3
Officer	7	4	7	6	7	6	7	2
Enlisted	7	6	5	4	4	4	4	0
Civilian	1	1	1	1	1	1	1	1
<b>MISSISSIPPI/Columbus AFB</b>	2,132	1,958	1,782	1,684	1,735	1,663	1,685	1,744
Officer	869	781	681	559	564	508	588	696
Enlisted	874	826	786	790	813	787	754	690
Civilian	389	351	315	335	358	368	343	358
<b>MISSISSIPPI/Keesler AFB</b>	10,591	9,060	9,308	9,441	9,402	9,272	8,858	8,687
Officer	1,234	1,084	1,033	1,057	1,020	972	944	923
Enlisted	7,223	5,893	6,246	6,406	6,157	6,038	5817	5703
Civilian	2,134	2,083	2,029	1,978	2,225	2,262	2,097	2,061
<b>MS/Richards-Gebaur AFB</b>	362	371	389	0	0	0	0	0
Officer	1	0	2	0	0	0	0	0
Enlisted	1	0	0	0	0	0	0	0
Civilian	360	371	387	0	0	0	0	0
<b>MISSOURI/Whiteman AFB</b>	3,808	3,582	3,605	4,112	4,310	3,666	3,641	3,531
Officer	477	489	484	452	406	317	302	304
Enlisted	2,635	2,670	2,737	3,285	3,293	2,694	2,667	2,599
Civilian	496	423	384	375	611	655	672	628
<b>MONTANA/Malmstrom AFB</b>	1,543	4,639	4,627	4,977	4,790	4,539	4,020	3,883
Officer	665	669	703	763	680	656	521	530
Enlisted	337	3,466	3,465	3,777	3,691	3,471	3,084	2,940
Civilian	541	504	459	437	419	412	415	413
<b>NEBRASKA/Offutt AFB</b>	13,700	13,562	11,061	10,415	10,037	9,763	9,727	9,342
Officer	3,081	3,107	2,321	1,976	1,869	1,807	1,802	1,676
Enlisted	8,744	8,634	7,455	7,135	6,849	6,698	6,615	6,337
Civilian	1,875	1,821	1,285	1,304	1,319	1,258	1,310	1,329
<b>NEVADA/Nellis AFB</b>	9,183	7,027	7,657	7,979	8,416	8,142	7,441	7,023
Officer	855	748	773	815	824	843	825	794
Enlisted	7,189	5,261	5,893	6,223	6,574	6,307	5,627	5,321
Civilian	1,139	1,018	991	941	1,018	992	989	908
<b>NEW HAMPSHIRE/Pease AFB</b>	2,125	24	17	14	13	12	11	15
Officer	179	2	4	3	3	3	2	2
Enlisted	1,671	3	1	1	0	1	1	1
Civilian	275	19	12	10	10	8	8	12

Table D-5

**AF PERSONNEL DISTRIBUTION WITHIN  
MAJOR INSTALLATIONS**

(1)

	FY 90	FY 91	FY 92	FY 93	FY 94	FY 95	FY 96	FY 97
<b>NEW JERSEY/McGuire AFB</b>	<b>5,774</b>	<b>5,815</b>	<b>5,088</b>	<b>5,194</b>	<b>5,532</b>	<b>6,165</b>	<b>5,652</b>	<b>5,665</b>
Officer	601	599	516	565	594	784	669	655
Enlisted	3,815	3,709	3,444	3,507	3,774	4,328	3,975	4,004
Civilian	1,358	1,307	1,128	1,122	1,164	1,053	1,008	1,006
<b>NEW MEXICO/Cannon AFB</b>	<b>4,520</b>	<b>4,933</b>	<b>5,219</b>	<b>5,585</b>	<b>10,457</b>	<b>5,220</b>	<b>4,999</b>	<b>4,235</b>
Officer	466	492	533	536	5,389	479	420	360
Enlisted	3,594	3,981	4,246	4,611	4,645	4,304	4,092	3,435
Civilian	460	460	440	438	423	437	487	440
<b>NEW MEXICO/Holloman AFB</b>	<b>5,692</b>	<b>5,448</b>	<b>5,501</b>	<b>5,572</b>	<b>5,682</b>	<b>5,449</b>	<b>5,340</b>	<b>4,995</b>
Officer	645	483	570	559	554	495	477	438
Enlisted	4,013	3,943	3,965	4,063	4,145	4,006	3,923	3,664
Civilian	1,034	1,020	966	950	983	948	940	893
<b>NEW MEXICO/Kirtland AFB</b>	<b>6,562</b>	<b>6,569</b>	<b>6,542</b>	<b>6,470</b>	<b>6,678</b>	<b>6,496</b>	<b>6,418</b>	<b>6,407</b>
Officer	1,167	1,127	1,149	1,267	1,340	1,321	1,282	1,236
Enlisted	3,061	3,208	3,257	3,080	3,124	3,017	2,912	2,894
Civilian	2,334	2,234	2,136	2,123	2,214	2,158	2,224	2,277
<b>NEW YORK/Griffiss AFB</b>	<b>6,697</b>	<b>6,678</b>	<b>6,339</b>	<b>6,157</b>	<b>4,937</b>	<b>1,871</b>	<b>39</b>	<b>26</b>
Officer	676	684	642	549	424	107	4	0
Enlisted	3,335	3,429	3,307	3,328	2,481	473	12	4
Civilian	2,686	2,565	2,390	2,280	2,032	1,291	23	22
<b>NEW YORK/Hancock Field</b>	<b>5</b>	<b>4</b>	<b>5</b>	<b>5</b>	<b>3</b>	<b>2</b>	<b>2</b>	<b>5</b>
Officer	2	2	4	4	2	1	2	2
Enlisted	3	2	1	1	1	1	0	1
Civilian	0	0	0	0	0	0	0	2
<b>NEW YORK/Niagara Falls IAP</b>	<b>300</b>	<b>303</b>	<b>312</b>	<b>320</b>	<b>358</b>	<b>371</b>	<b>349</b>	<b>358</b>
Officer	0	0	1	1	1	4	2	1
Enlisted	0	0	0	0	9	9	3	0
Civilian	300	303	311	319	348	358	344	357
<b>NEW YORK/Plattsburgh AFB</b>	<b>3,947</b>	<b>2,864</b>	<b>2,554</b>	<b>2,598</b>	<b>1,860</b>	<b>238</b>	<b>15</b>	<b>13</b>
Officer	438	327	339	337	191	19	0	0
Enlisted	3,055	2,098	1,839	1,866	1,325	147	2	1
Civilian	454	439	376	395	344	72	13	12
<b>NORTH CAROLINA/Pope AFB</b>	<b>4,136</b>	<b>4,317</b>	<b>4,836</b>	<b>5,315</b>	<b>5,231</b>	<b>4,756</b>	<b>4,681</b>	<b>4,747</b>
Officer	558	569	611	615	585	550	574	581
Enlisted	3,246	3,365	3,878	4,315	4,289	3,864	3,796	3,858
Civilian	332	383	346	385	357	342	311	308
<b>N. CAROLINA/Seymour J AFB</b>	<b>5,209</b>	<b>5,273</b>	<b>5,182</b>	<b>5,273</b>	<b>5,364</b>	<b>5,286</b>	<b>5,041</b>	<b>4,926</b>
Officer	576	591	588	559	546	560	537	526
Enlisted	4,021	4,096	4,075	4,199	4,290	4,211	3,899	3,786
Civilian	612	586	519	515	528	515	605	614
<b>N. DAKOTA/Grand Forks AFB</b>	<b>5,313</b>	<b>5,290</b>	<b>5,114</b>	<b>5,197</b>	<b>5,235</b>	<b>5,168</b>	<b>4,949</b>	<b>4,436</b>
Officer	726	724	729	710	797	825	773	663
Enlisted	4,042	4,055	3,942	4,051	3,990	3,944	3,798	3,394
Civilian	545	511	443	436	448	399	378	379
<b>NORTH DAKOTA/Minot AFB</b>	<b>5,652</b>	<b>5,573</b>	<b>5,402</b>	<b>5,453</b>	<b>5,315</b>	<b>5,676</b>	<b>5,247</b>	<b>4,945</b>
Officer	819	806	812	795	742	751	681	654
Enlisted	4,196	4,124	3,995	4,152	4,104	4,400	4,044	3,788
Civilian	637	643	595	506	469	525	522	503

Table D-5

**AF PERSONNEL DISTRIBUTION WITHIN  
MAJOR INSTALLATIONS**

	FY 90	FY 91	FY 92	FY 93	FY 94	FY 95	FY 96	FY 96
<b>OHIO/Newark AFS</b>	2,800	2,028	1,999	1,554	1,553	1,466	544	3
Officer	26	24	24	19	14	12	7	1
Enlisted	52	55	40	52	44	51	37	1
Civilian	2,522	1,950	1,935	1,483	1,495	1,403	300	1
<b>OHIO/Rickenbacker AFB</b>	232	232	264	53	23	16	13	10
Officer	3	4	5	6	8	6	2	2
Enlisted	3	2	8	8	4	1	1	1
Civilian	226	226	251	39	11	9	10	7
<b>OHIO/Wright-Patterson AFB</b>	25,819	24,735	24,100	21,897	20,933	19,686	19,312	17,746
Officer	4,972	4,828	5,046	4,477	4,410	3,985	3,694	3,251
Enlisted	4,071	3,993	3,629	3,389	3,212	3,234	3,120	2,995
Civilian	16,776	15,914	15,425	14,031	13,311	12,467	12,498	11,500
<b>OKLAHOMA/Altus AFB</b>	3,795	3,624	3,529	3,571	3,707	3,812	3,829	3,237
Officer	422	403	397	414	391	402	392	415
Enlisted	2,869	2,717	2,681	2,715	2,854	2,926	2,540	1,697
Civilian	504	504	451	442	462	484	897	1,125
<b>OKLAHOMA/Tinker AFB</b>	23,367	21,817	20,337	18,890	18,688	18,562	18,953	18,700
Officer	1,430	1,413	1,447	1,317	1,248	1,351	1,248	1,181
Enlisted	5,345	5,579	5,650	5,758	5,793	5,977	5,839	5,594
Civilian	16,592	14,825	13,240	11,815	11,647	11,234	11,866	11,925
<b>OKLAHOMA/Vance AFB</b>	1,402	1,237	1,127	991	1,009	946	1,060	1,098
Officer	880	734	657	516	519	454	568	609
Enlisted	400	391	378	391	396	398	386	383
Civilian	122	112	92	84	94	94	106	106
<b>S. CAROLINA/Charleston AFB</b>	5,109	5,287	5,141	5,377	5,673	5,473	5,398	5,249
Officer	546	554	562	551	619	632	654	617
Enlisted	3,353	3,577	3,505	3,723	3,992	3,834	3,726	3,640
Civilian	1,210	1,156	1,074	1,103	1,062	1,007	1,018	992
<b>S. CAROLINA/Myrtle Bch AFB</b>	3,669	3,587	1,584	13	10	10	8	9
Officer	327	321	121	0	0	0	0	0
Enlisted	2,884	2,798	1,269	1	0	0	0	0
Civilian	458	468	194	12	10	10	8	9
<b>S. CAROLINA/Shaw AFB</b>	6,184	6,062	5,873	6,672	6,158	5,900	5,625	5,533
Officer	852	824	760	787	716	714	662	661
Enlisted	4,688	4,628	4,598	5,366	4,913	4,667	4,449	4,390
Civilian	644	610	515	519	529	519	514	482
<b>S. DAKOTA/Ellsworth AFB</b>	7,100	7,086	6,413	5,694	4,991	4,260	3,645	3,384
Officer	1,029	1,100	954	759	570	466	399	354
Enlisted	5,399	5,416	4,999	4,479	3,937	3,319	2,767	2,561
Civilian	672	570	460	456	484	475	479	469
<b>TEXAS/Bergstrom AFB</b>	4,889	4,414	3,117	969	648	628	15	7
Officer	609	598	435	58	2	1	0	0
Enlisted	3,299	2,946	1,947	278	11	9	2	0
Civilian	981	870	735	633	633	618	13	7

Table D-5

**AF PERSONNEL DISTRIBUTION WITHIN  
MAJOR INSTALLATIONS**

(1)

	FY 90	FY 91	FY 92	FY 93	FY 94	FY 95	FY 96	FY 97
<b>TEXAS/Brooks AFB</b>	2,883	2,797	2,837	3,245	3,360	3,428	3,466	3,508
Officer	517	527	593	667	690	649	616	561
Enlisted	1,098	1,012	1,023	1,141	1,129	1,139	1,160	1,114
Civilian	1,268	1,258	1,421	1,437	1,541	1,640	1,629	1,633
<b>TEXAS/Dyess AFB</b>	853	816	530	42	1	0	1	2
Officer	853	816	530	42	1	0	1	2
Enlisted	4,047	4,024	2,982	310	12	7	7	8
Civilian	878	851	692	598	549	443	505	496
<b>TEXAS/Dyess AFB</b>	5,487	5,543	5,506	5,515	5,401	5,181	5,073	5,032
Officer	762	781	781	787	706	711	724	688
Enlisted	4,290	4,320	4,365	4,358	4,323	4,098	3,981	4,007
Civilian	435	442	359	370	372	372	368	337
<b>TEXAS/Goodfellow AFB</b>	2,216	2,070	2,164	2,299	2,480	2,526	2,412	2,466
Officer	222	295	382	361	372	362	308	350
Enlisted	1,617	1,403	1,458	1,606	1,674	1,647	1,623	1,589
Civilian	377	372	324	332	444	517	481	527
<b>TEXAS/Kelly AFB</b>	22,155	20,667	18,936	18,033	16,920	16,768	16,761	15,932
Officer	808	777	855	845	824	794	774	704
Enlisted	3,183	3,532	3,426	3,653	3,767	3,791	3,761	3,434
Civilian	18,164	16,358	14,657	13,535	12,329	12,183	12,226	11,794
<b>TEXAS/Lackland AFB</b>	15,226	13,763	15,166	15,327	16,563	15,702	15,847	15,098
Officer	1,802	1,847	1,937	1,945	1,983	1,925	1,874	1,856
Enlisted	10,760	9,348	10,599	10,860	11,786	10,930	11,340	10,725
Civilian	2,664	2,558	2,629	2,522	2,794	2,847	2,633	2,517
<b>TEXAS/Laughlin AFB</b>	2,809	2,498	2,286	2,093	2,177	2,090	2,191	2,051
Officer	996	818	690	534	585	474	626	690
Enlisted	860	768	751	716	732	733	693	546
Civilian	953	912	845	843	860	883	872	815
<b>TEXAS/Randolph AFB</b>	7,879	7,559	7,362	7,580	7,872	7,706	7,442	7,513
Officer	1,548	1,458	1,462	1,588	1,782	1,813	1,576	1,629
Enlisted	3,500	3,336	3,288	3,300	3,259	3,072	2,657	2,560
Civilian	2,830	2,764	2,612	2,692	2,831	2,821	3,209	3,324
<b>TEXAS/Reese AFB</b>	2,070	1,847	1,726	1,643	1,515	1,419	1,009	228
Officer	877	791	727	637	542	452	216	13
Enlisted	767	665	618	640	627	602	497	133
Civilian	426	391	381	366	346	365	296	82
<b>TEXAS/Sheppard AFB</b>	7,490	5,937	6,917	7,175	8,456	7,514	8,166	7,802
Officer	871	856	834	807	854	814	808	786
Enlisted	5,456	3,943	4,681	5,133	6,211	5,257	5,996	5,661
Civilian	1,163	1,138	1,102	1,235	1,390	1,443	1,362	1,355
<b>UTAH/Hill AFB</b>	18,301	17,098	16,031	14,513	13,540	12,357	11,991	12,153
Officer	638	670	660	656	676	640	610	613
Enlisted	4,095	4,273	4,134	4,209	4,051	3,850	3,688	3,610
Civilian	13,568	12,155	11,237	9,648	8,813	7,867	7,693	7,930
<b>VIRGINIA/Ft. Lee AFS</b>	6	39	26	25	16	15	14	13
Officer	2	10	12	9	7	6	7	7
Enlisted	4	11	14	16	9	9	7	6
Civilian	0	18	0	0	0	0	0	0

Table D-5

**AF PERSONNEL DISTRIBUTION WITHIN  
MAJOR INSTALLATIONS**

	FY 90	FY 91	FY 92	FY 93	FY 94	FY 95	FY 96	FY 97
<b>VIRGINIA/Langley AFB</b>	10,736	10,491	10,754	11,002	10,978	10,068	9,800	9,643
Officer	2,032	1,990	2,389	2,315	2,198	1,974	1,915	1,819
Enlisted	6,930	6,735	6,540	6,843	7,007	6,405	6,179	6,116
Civilian	1,834	1,766	1,832	1,844	1,768	1,689	1,706	1,708
<b>WASHINGTON/Fairchild AFB</b>	4,637	4,729	4,839	4,742	4,769	4,718	4,481	4,212
Officer	661	625	604	617	634	677	660	587
Enlisted	3,490	3,555	3,500	3,626	3,646	3,537	3,335	3,137
Civilian	536	549	481	509	489	504	466	488
<b>WASHINGTON/McChord AFB</b>	4,999	5,211	5,393	5,992	6,769	4,974	4,620	4,410
Officer	489	527	590	662	589	529	477	470
Enlisted	3,211	3,421	3,671	4,174	4,038	3,379	3,098	2,952
Civilian	1,299	1,263	1,132	1,156	1,142	1,066	1,045	988
<b>WYOMING/F. E. Warren AFB</b>	4,108	4,058	3,930	4,044	4,514	4,184	3,986	3,902
Officer	630	574	596	606	661	631	573	573
Enlisted	2,863	2,900	2,793	2,931	3,117	3,025	2,893	2,819
Civilian	615	584	541	507	536	528	520	510

FOOTNOTES: (1) Eglin AFB also known as Hurlburt Field AAF.

OPR: (MILITARY) AF/DPPR, Ms. J. E. Breeden, (703)697-3714 or DSN 227-3714;  
(CIVILIAN) AF/DPPR, Ms. M. Higgins, (703)697-7486 or DSN 227-7486



Table D-6

**AF MANPOWER BY AF FUNCTIONAL GROUP**  
**(Manpower in Thousands)**  
 (1)

	FY 92	FY 93	FY 94	FY 95	FY 96	FY 97
<b>CIVIL ENGINEER</b>	54.1	52.1	49.8	44.7	43.9	42.1
Military	28.3	26.1	23.8	21.0	20.3	19.7
Civilian	25.8	26.0	26.0	23.7	23.5	22.4
<b>COMPTROLLER</b>	21.9	18.1	8.7	8.1	6.0	7.8
Military	9.9	9.0	3.7	3.5	3.5	3.4
Civilian	12.0	9.1	5.0	4.7	4.5	4.4
<b>DEPOT OPERATIONS</b>	53.8	49.3	46.0	44.0	42.7	39.9
Military	3.6	3.2	3.2	3.0	2.9	2.8
Civilian	50.2	46.1	42.8	41.0	39.8	37.1
<b>GRND COMM ELEC O&amp;M</b>	45.7	39.9	43.0	40.1	38.8	36.8
Military	39.2	33.5	34.3	32.1	30.6	28.8
Civilian	6.5	6.4	8.7	8.0	8.2	8.0
<b>INTELLIGENCE</b>	15.4	14.7	14.0	13.8	13.5	13.2
Military	12.6	12.0	11.4	11.3	11.2	10.9
Civilian	2.8	2.7	2.6	2.5	2.4	2.3
<b>MEDICAL</b>	46.5	44.7	43.7	32.7	32.7	32.0
Military	38.7	36.3	35.9	28.4	28.3	27.8
Civilian	7.8	8.4	7.8	4.3	4.4	4.2
<b>OPERATIONS</b>	55.4	55.1	54.3	52.2	51.7	51.0
Military	49.9	50.7	50.1	48.1	47.4	46.8
Civilian	5.5	4.4	4.2	4.1	4.2	4.1
<b>PERSONNEL</b>	24.6	20.8	20.9	17.5	17.7	17.7
Military	13.9	11.3	11.5	9.7	9.7	10.0
Civilian	10.7	9.5	9.4	7.9	8.0	7.8
<b>R&amp;D</b>	22.3	21.0	20.0	19.7	19.1	17.7
Military	9.2	8.0	7.9	8.3	7.9	7.3
Civilian	13.1	13.0	12.1	11.5	11.2	10.3
<b>SECURITY POLICE</b>	32.0	28.2	25.2	22.8	22.5	22.0
Military	30.4	26.7	23.7	21.4	21.2	20.8
Civilian	1.6	1.5	1.5	1.4	1.3	1.2
<b>SUPPLY/SVC/CONTRACT</b>	55.8	51.0	47.8	43.2	43.0	41.0
Military	32.5	29.8	27.1	24.8	24.0	22.9
Civilian	23.3	21.2	20.7	18.4	19.0	18.1
<b>TRAINING</b>	47.0	43.3	45.5	56.2	55.8	55.9
Military	43.6	38.9	40.5	48.6	48.4	48.7
Civilian	3.4	4.4	5.0	7.6	7.5	7.1
<b>TRANSPORTATION</b>	22.7	21.2	20.3	18.1	18.1	17.0
Military	16.1	14.9	14.3	13.1	13.1	12.3
Civilian	6.6	6.3	6.0	4.9	5.0	4.7
<b>WEAPON SYS MAINT</b>	106.5	100.5	94.9	89.6	86.4	83.6
Military	100.1	94.3	88.9	84.4	80.3	77.7
Civilian	6.4	6.2	6.0	5.1	6.0	5.9

Table D-6

**AF MANPOWER BY AF FUNCTIONAL GROUP**  
**(Manpower in Thousands)**  
 (1)

	FY 92	FY 93	FY 94	FY 95	FY 96	FY 97
<b>CMD ADMIN/OTHER</b>	25.4	24.4	25.8	22.8	22.4	22.1
Military	18.9	17.2	18.8	16.5	16.3	16.0
Civilian	6.5	7.2	7.0	6.3	6.1	6.1
<b>TRANSIENTS/PATIENTS</b>	6.8	7.4	7.5	7.5	7.0	4.9
Military	6.8	7.4	7.5	7.5	7.0	4.9
Civilian	0.0	0.0	0.0	0.0	0.0	0.0
<b>NON-AF ACTIVITIES (2)</b>	18.6	19.2	20.5	20.1	20.0	19.1
Military	16.2	16.5	17.7	17.3	17.2	16.4
Civilian	2.4	2.7	2.8	2.8	2.9	2.8
<b>AIR RESERVE FORCES</b>	34.5	34.8	34.6	33.6	33.3	32.9
ANG Technician	24.6	25.0	24.1	24.2	23.9	23.4
AFRES Technician	9.9	9.8	10.5	9.4	9.4	9.5

FOOTNOTES: (1) Totals may not add due to rounding.

(2) DoD-wide support activities provided by the Air Force, such as JCS Joint Task Service, Travel, etc.

OPR: AF/XPMP, Capt Melendez, (703) 693-4158 or DSN 223-4158

Table D-7

**AF ACTIVE DUTY MILITARY PERSONNEL BY GRADE**

	FY 91	FY 92	FY 93	FY 94	FY 95	FY 96	FY 97
<b>GRAND TOTAL</b>	<b>510,432</b>	<b>470,315</b>	<b>444,351</b>	<b>426,327</b>	<b>400,409</b>	<b>389,001</b>	<b>377,385</b>
<b>TOTAL OFFICER</b>	<b>96,599</b>	<b>90,376</b>	<b>84,073</b>	<b>81,003</b>	<b>78,444</b>	<b>76,388</b>	<b>73,983</b>
General	12	11	11	11	10	12	11
Lieutenant General	36	33	34	33	34	37	36
Major General	112	110	101	78	90	87	81
Brigadier General	161	154	151	173	140	139	145
Colonel	4,875	4,588	4,351	4,322	4,158	4,022	3,818
Lieutenant Colonel	12,089	11,699	11,181	10,988	10,659	10,375	10,055
Major	18,431	17,600	16,758	16,054	15,516	16,019	15,738
Captain	43,311	40,417	37,181	34,677	32,817	31,026	29,702
1st Lieutenant	10,743	8,965	7,270	7,592	7,551	7,513	7,688
2nd Lieutenant	6,829	6,799	7,035	7,075	7,469	7,158	6,709
<b>TOTAL ENLISTED</b>	<b>409,425</b>	<b>375,684</b>	<b>356,126</b>	<b>341,317</b>	<b>317,938</b>	<b>308,608</b>	<b>299,373</b>
Chief Master Sergeant	4,183	3,943	3,613	3,398	3,175	3,065	3,022
Senior Master Sergeant	8,165	7,879	7,284	6,816	6,307	6,154	6,056
Master Sergeant	38,810	37,649	36,753	35,922	32,997	32,083	30,794
Technical Sergeant	56,582	55,638	52,322	47,555	40,994	39,048	36,776
Staff Sergeant	105,839	86,582	81,592	81,597	77,002	78,269	77,911
Sergeant	108,366	103,549	96,597	89,002	84,223	77,244	72,415
Airman 1st Class	57,657	47,894	45,958	46,958	43,461	43,324	43,277
Airman	18,956	18,684	20,652	18,646	18,603	17,682	17,867
Airman Basic	10,867	13,866	11,355	11,423	11,176	11,739	11,255
<b>CADET</b>	<b>4,408</b>	<b>4,255</b>	<b>4,152</b>	<b>4,007</b>	<b>4,027</b>	<b>4,005</b>	<b>4,029</b>

OPR: (OFFICER) AF/DPPR, Mr. C. Lambert, (703)697-3714 or DSN 227-3714;  
 (ENLISTED) AF/DPPR, Ms. J. E. Breeden, (703)697-3714 or DSN 227-3714

Table D-8

**AF MILITARY PERSONNEL BY AGE**

AGE RANGE (YRS)	FY 91	FY 92	FY 93	FY 94	FY 95	FY 96	FY 97
<b>OFFICER TOTAL (1)</b>	<b>96,599</b>	<b>90,376</b>	<b>84,073</b>	<b>81,003</b>	<b>78,444</b>	<b>76,388</b>	<b>73,983</b>
20-24	6,641	6,009	6,330	6,379	6,303	5,919	5,623
25-29	22,496	20,373	18,352	17,463	17,020	16,334	15,620
30-34	22,162	20,671	18,550	18,961	18,717	18,579	18,080
35-39	20,050	18,976	17,512	16,547	15,393	14,966	14,648
40-44	16,762	15,754	14,677	13,569	12,771	12,175	11,656
45-49	6,720	6,964	7,076	6,471	6,542	6,511	6,233
50-54	1,419	1,265	1,224	1,285	1,372	1,578	1,827
55-59	278	282	267	241	243	246	233
60 & OLDER	71	82	85	87	83	80	63
<b>ENLISTED TOTAL (1)</b>	<b>409,425</b>	<b>375,684</b>	<b>356,126</b>	<b>341,317</b>	<b>317,938</b>	<b>308,608</b>	<b>299,373</b>
17-19	20,938	21,568	20,363	19,544	18,862	19,217	19,273
20-24	115,816	104,540	98,900	94,930	91,640	86,324	83,763
25-29	106,572	90,462	82,338	76,483	69,770	66,752	62,104
30-34	81,799	77,919	74,626	73,359	65,422	61,438	56,506
35-39	58,143	56,075	54,986	53,046	49,791	52,573	55,282
40-44	22,446	21,476	21,275	20,470	19,128	18,913	18,993
45-49	3,443	3,415	3,426	3,319	3,145	3,211	3,246
50-54	254	223	206	162	176	176	201
55 & OLDER	14	6	6	4	4	4	5
<b>AVERAGE AGE (Rounded to nearest full year)</b>							
<b>OFFICER</b>	<b>35</b>	<b>35</b>	<b>35</b>	<b>35</b>	<b>35</b>	<b>35</b>	<b>35</b>
<b>ENLISTED</b>	<b>28</b>	<b>28</b>	<b>28</b>	<b>28</b>	<b>28</b>	<b>28</b>	<b>28</b>

OPR: (OFFICER) AF/DPPR, Mr. C. Lambert, (703) 697-3714 or DSN 227-3714;  
 (ENLISTED) AF/DPPR, Ms. J. E. Breeden, (703) 697-3714 or DSN 227-3714

Table D-9

### AF MILITARY WOMEN BY GRADE

	FY 91	FY 92	FY 93	FY 94	FY 95	FY 96	FY 97
<b>GRAND TOTAL</b>	72,391	68,789	66,732	66,314	64,147	64,814	65,835
<b>TOTAL OFFICER</b>	13,323	12,683	12,251	12,322	12,068	12,047	12,008
<b>TOTAL ENLISTED</b>	58,540	55,598	53,940	53,433	51,478	52,129	53,167
<b>TOTAL CADET</b>	528	508	541	559	601	638	660
<b>OFFICER DETAIL</b>							
<b>GENERAL</b>	4	3	3	4	6	6	6
<b>COLONEL</b>	130	150	181	193	204	204	240
<b>LIEUTENANT COLONEL</b>	781	812	849	995	1,062	1,095	1,203
<b>MAJOR</b>	2,306	2,484	2,577	2,526	2,333	2,346	2,243
<b>CAPTAIN</b>	6,701	6,286	5,924	5,693	5,414	5,287	5,220
<b>1ST LIEUTENANT</b>	2,125	1,686	1,409	1,450	1,516	1,674	1,712
<b>2ND LIEUTENANT</b>	1,276	1,262	1,308	1,461	1,533	1,435	1,384
<b>ENLISTED DETAIL</b>							
<b>CHIEF MASTER SERGEANT</b>	67	94	118	168	192	235	262
<b>SENIOR MASTER SERGEANT</b>	429	524	561	581	582	619	658
<b>MASTER SERGEANT</b>	2,865	3,234	3,520	3,637	3,510	3,504	3,417
<b>TECHNICAL SERGEANT</b>	6,415	6,727	6,429	5,867	4,890	4,635	4,415
<b>STAFF SERGEANT</b>	13,498	10,919	10,216	10,470	10,087	10,578	10,847
<b>SERGEANT</b>	18,347	18,189	17,416	16,479	15,993	15,394	15,237
<b>AIRMAN 1ST CLASS</b>	11,231	9,531	9,199	9,772	9,628	10,107	10,763
<b>AIRMAN</b>	3,610	3,671	4,238	4,012	4,090	4,273	4,717
<b>AIRMAN BASIC</b>	2,078	2,709	2,243	2,447	2,506	2,784	2,851
<b>AS A PERCENT OF THE TOTAL POPULATION</b>							
<b>OFFICER</b>	13.8	14.0	14.6	15.2	15.4	15.8	16.2
<b>ENLISTED</b>	14.3	14.8	15.1	15.7	16.2	16.9	17.8
<b>CADET</b>	12.0	11.9	13.0	14.0	14.9	15.9	16.4

OPR: (OFFICER) AF/DPPR, Mr. C. Lambert, (703) 697-3714 or DSN 227-3714;  
 (ENLISTED) AF/DPPR, Ms. J. E. Breeden, (703) 697-3714 or DSN 227-3714

Table D-10

**AF MILITARY MINORITY (RACIAL) POPULATION BY GRADE**

	FY 91	FY 92	FY 93	FY 94	FY 95	FY 96	FY 97
<b>GRAND TOTAL</b>	96,903	88,709	83,357	80,763	77,589	78,170	79,222
<b>BLACK (OFF &amp; ENL)</b>	76,902	69,857	65,192	62,247	58,434	57,396	56,868
<b>OTHER (OFF &amp; ENL)</b>	20,001	18,852	18,165	18,516	19,155	20,774	22,354
<b>TOTAL OFFICER</b>	8,314	7,916	7,474	7,444	7,377	7,509	7,666
<b>TOTAL BLACK</b>	5,558	5,214	4,805	4,629	4,448	4,440	4,453
<b>TOTAL OTHER</b>	2,756	2,702	2,669	2,815	2,929	3,069	3,213
<b>GENERAL</b>	7	7	7	9	11	11	11
Black	6	5	5	6	8	9	9
Other	1	2	2	3	3	2	2
<b>COLONEL</b>	181	168	169	179	180	191	197
Black	95	86	89	91	91	103	119
Other	86	82	80	88	89	88	78
<b>LIEUTENANT COLONEL</b>	582	614	623	732	801	823	853
Black	375	412	432	542	603	621	654
Other	207	202	191	190	198	202	199
<b>MAJOR</b>	1,548	1,633	1,620	1,593	1,483	1,498	1,395
Black	1,197	1,263	1,260	1,220	1,112	1,101	995
Other	351	370	360	373	371	397	400
<b>CAPTAIN</b>	4,102	3,855	3,448	3,200	3,051	3,005	3,111
Black	2,887	2,586	2,183	1,942	1,784	1,693	1,723
Other	1,215	1,269	1,265	1,258	1,267	1,312	1,388
<b>1ST LIEUTENANT</b>	1,154	929	756	787	903	1,013	1,013
Black	602	498	414	413	456	459	458
Other	552	431	342	374	447	554	555
<b>2ND LIEUTENANT</b>	740	710	851	944	948	968	1,086
Black	396	364	422	415	394	454	495
Other	344	346	429	529	554	514	591
<b>TOTAL ENLISTED</b>	88,589	80,793	75,883	73,319	70,212	70,661	71,556
<b>TOTAL BLACK</b>	71,344	64,643	60,387	57,618	53,986	52,956	52,415
<b>TOTAL OTHER</b>	17,245	16,150	15,496	15,701	16,226	17,705	19,141
<b>CHIEF MASTER SERGEANT</b>	612	607	576	583	578	598	632
Black	549	542	511	520	519	545	577
Other	63	65	65	63	59	53	55
<b>SENIOR MASTER SERGEANT</b>	1,493	1,490	1,435	1,422	1,342	1,296	1,251
Black	1,331	1,319	1,273	1,252	1,169	1,130	1,077
Other	162	171	162	170	173	166	174

Table D-10

**AF MILITARY MINORITY (RACIAL) POPULATION BY GRADE**

	FY 91	FY 92	FY 93	FY 94	FY 95	FY 96	FY 97
<b>MASTER SERGEANT</b>	8,565	8,285	8,214	8,149	7,728	7,872	7,568
Black	7,390	7,112	6,993	6,878	6,501	6,406	6,335
Other	1,175	1,153	1,221	1,271	1,227	1,266	1,233
<b>TECHNICAL SERGEANT</b>	11,447	12,465	11,766	10,864	9,577	8,358	9,006
Black	10,379	10,330	9,727	9,005	7,966	7,721	7,362
Other	2,068	2,138	2,059	1,859	1,711	1,637	1,644
<b>STAFF SERGEANT</b>	24,983	21,109	19,648	19,819	19,169	19,313	18,833
Black	20,424	17,160	15,769	15,710	15,131	15,045	14,580
Other	4,539	3,949	3,879	4,109	4,038	4,268	4,253
<b>SERGEANT/SENIOR AIRMAN</b>	26,073	24,121	21,587	18,563	16,795	14,956	14,899
Black	20,380	18,727	16,764	14,196	12,281	11,167	10,719
Other	5,693	5,394	4,833	4,367	4,014	3,789	4,180
<b>AIRMAN 1ST CLASS</b>	10,070	7,660	7,197	7,961	6,656	6,975	11,295
Black	7,581	5,882	5,293	5,792	5,971	6,377	6,705
Other	2,489	1,978	1,904	2,169	2,685	3,598	4,590
<b>AIRMAN</b>	1,754	2,619	3,412	3,633	4,126	4,561	4,999
Black	2,058	1,958	2,571	2,638	2,729	2,780	3,109
Other	696	661	841	995	1,397	1,781	1,890
<b>AIRMAN BASIC</b>	1,612	2,254	2,016	2,325	2,641	2,932	3,073
Black	1,252	1,613	1,486	1,627	1,719	1,785	1,951
Other	360	641	532	698	922	1,147	1,122

OPR: (OFFICER) AF/DPPR, Mr. C. Lambert, (703)697-3714 or DSN 227-3714;

(ENLISTED) AF/DPPR, Ms. J. E. Breeden, (703)697-3714 or DSN 227-3714

Table D-11

**AF MILITARY PERSONNEL BY ETHNIC DESCENT**

CATEGORY	FY 94		FY 95		FY 96		FY 97	
	OFFICER	ENLISTED	OFFICER	ENLISTED	OFFICER	ENLISTED	OFFICER	ENLISTED
<b>GRAND TOTAL</b>	<b>81,003</b>	<b>341,317</b>	<b>78,444</b>	<b>317,938</b>	<b>76,388</b>	<b>308,608</b>	<b>73,983</b>	<b>299,373</b>
<b>TOTAL MEN</b>	<b>68,681</b>	<b>287,884</b>	<b>66,376</b>	<b>266,460</b>	<b>64,341</b>	<b>256,479</b>	<b>61,975</b>	<b>246,206</b>
Native American	255	1,612	258	1,381	253	1,298	249	1,172
Asian American	980	5,375	962	5,252	926	5,329	949	5,421
Hispanic	1,304	11,388	1,294	11,119	1,304	11,300	1,353	11,565
None (1)	58,896	262,542	56,847	243,103	55,016	233,573	55,057	223,859
Other (2)	4,228	6,907	4,235	5,540	4,147	4,904	4,180	4,107
Unknown (3)	3,018	60	2,780	65	2,695	75	187	82
<b>TOTAL WOMEN</b>	<b>12,322</b>	<b>53,433</b>	<b>12,068</b>	<b>51,478</b>	<b>12,047</b>	<b>52,129</b>	<b>12,008</b>	<b>53,167</b>
Native American	43	395	47	384	47	386	48	376
Asian American	270	561	264	1,131	270	1,245	281	1,356
Hispanic	258	2,548	241	2,115	238	2,386	237	2,699
None (1)	10,039	48,773	9,822	46,850	9,773	47,171	10,544	47,874
Other (2)	831	1,135	843	982	803	915	801	832
Unknown (3)	881	21	851	16	916	26	97	30

FOOTNOTES: (1) Primarily Caucasian.  
 (2) Information not provided by personnel queried.  
 (3) None of the ethnic categories shown on this table.

OPR: (OFFICER) AF/DPPR, Mr. C. Lambert, (703) 697-3714 or DSN 227-3714;  
 (ENLISTED) AF/DPPR, Ms. J. E. Breeden, (703) 697-3714 or DSN 227-3714



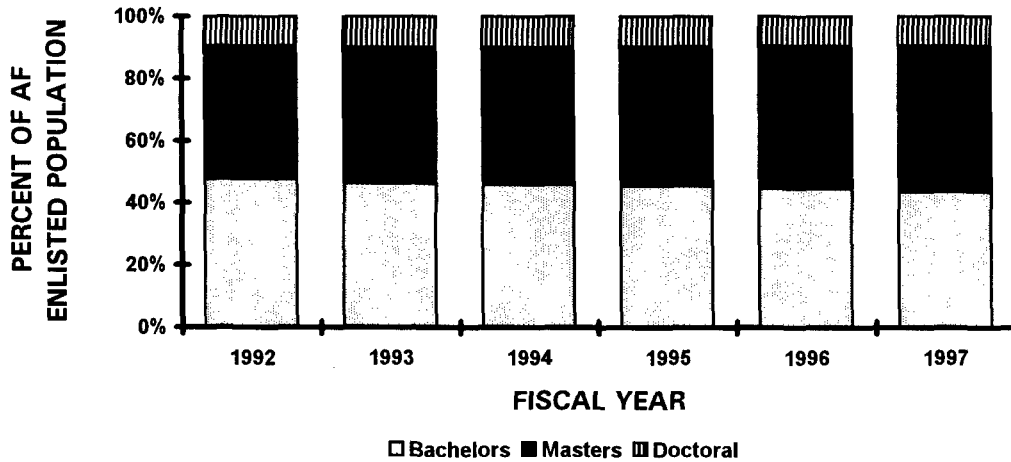
Table D-12

**OFFICER POPULATION BY EDUCATIONAL LEVEL**

	FY 92	% OF TOTAL	FY 93	% OF TOTAL	FY 94	% OF TOTAL
<b>Officer Population</b>	90,376	100.00%	84,073	100.00%	81,003	100.00%
High School	4		1		1	
Some College	243	0.27%	344	0.41%	438	0.54%
Bachelor's Degree	42,644	47.19%	38,303	45.56%	36,416	44.96%
Master's Degree	38,164	42.23%	36,409	43.31%	35,319	43.60%
Doctoral/Professional Degree	8,756	9.69%	8,308	9.88%	7,999	9.87%
Unknown	565	0.63%	708	0.84%	830	1.02%

	FY 95	% OF TOTAL	FY 96	% OF TOTAL	FY 97	% OF TOTAL
<b>Officer Population</b>	78,444	100.00%	76,388	100.00%	73,983	100.00%
High School	0		0		0	
Some College	340	0.43%	331	0.43%	394	0.53%
Bachelor's Degree	35,133	44.79%	33,455	43.80%	31,605	42.72%
Master's Degree	34,567	44.07%	34,401	45.03%	34,126	46.13%
Doctoral/Professional Degree	7,705	9.82%	7,281	9.53%	7,037	9.51%
Unknown	699	0.89%	920	1.20%	821	1.11%

**OFFICER EDUCATION PATTERNS**



OPR: AF/DPPR, Mr. C. Lambert, (703) 697-3714 or DSN 227-3714

Table D-13

**AF OFFICER PERSONNEL  
BY COMPETITIVE CATEGORY**

	FY 92	FY 93	FY 94	FY 95	FY 96	FY 97
<b>TOTAL</b>	<b>90,376</b>	<b>84,073</b>	<b>81,003</b>	<b>78,444</b>	<b>76,388</b>	<b>73,983</b>
<b>LINE OF THE AF</b>	<b>73,462</b>	<b>67,524</b>	<b>64,607</b>	<b>62,275</b>	<b>60,349</b>	<b>58,128</b>
<b>CHAPLAIN</b>	<b>764</b>	<b>735</b>	<b>701</b>	<b>656</b>	<b>635</b>	<b>616</b>
<b>DENTAL CORP</b>	<b>1,379</b>	<b>1,267</b>	<b>1,203</b>	<b>1,168</b>	<b>1,120</b>	<b>1,126</b>
<b>JUDGE ADVOCATE GENERAL</b>	<b>1,369</b>	<b>1,342</b>	<b>1,322</b>	<b>1,311</b>	<b>1,315</b>	<b>1,316</b>
<b>MEDICAL CORP</b>	<b>4,376</b>	<b>4,305</b>	<b>4,261</b>	<b>4,234</b>	<b>4,180</b>	<b>4,133</b>
<b>NURSE CORP</b>	<b>4,958</b>	<b>4,860</b>	<b>4,911</b>	<b>4,840</b>	<b>4,829</b>	<b>4,780</b>
<b>MEDICAL SERVICE CORP</b>	<b>1,444</b>	<b>1,423</b>	<b>1,389</b>	<b>1,381</b>	<b>1,364</b>	<b>1,332</b>
<b>BIOMEDICAL SCIENCE CORP</b>	<b>2,624</b>	<b>2,617</b>	<b>2,609</b>	<b>2,579</b>	<b>2,596</b>	<b>2,552</b>

OPR: AF/DPPR, Mr. C. Lambert, (703) 697-3714 or DSN 227-3714

Table D-14

**AF OFFICER PERSONNEL BY OCCUPATIONAL FIELD  
(PERMANENT PARTY AND PIPELINE)**

	FY 95	FY 96	FY 97
<b>TOTAL</b>	<b>78,444</b>	<b>76,388</b>	<b>73,983</b>
<b>XO COMMANDER/DIRECTOR</b>	<b>1,075</b>	<b>920</b>	<b>920</b>
<b>11 PILOT</b>	<b>14,773</b>	<b>13,983</b>	<b>13,410</b>
<b>12 NAVIGATOR</b>	<b>5,236</b>	<b>4,756</b>	<b>4,632</b>
<b>13 SPACE, MISSILE, COMMAND &amp; CONTROL</b>	<b>6,976</b>	<b>5,707</b>	<b>4,898</b>
<b>14 INTELLIGENCE</b>	<b>2,906</b>	<b>2,853</b>	<b>2,820</b>
<b>15 WEATHER</b>	<b>884</b>	<b>780</b>	<b>751</b>
<b>16 OPERATIONS SUPPORT</b>	<b>707</b>	<b>1,270</b>	<b>1,392</b>
<b>21 AIRCRAFT MAINTENANCE &amp; MUNITIONS</b>	<b>2,576</b>	<b>4,489</b>	<b>4,268</b>
<b>22 SPACE &amp; MISSILE MAINTENANCE (1)</b>	<b>248</b>	<b>0</b>	<b>0</b>
<b>23 SUPPLY (1)</b>	<b>758</b>	<b>0</b>	<b>0</b>
<b>24 TRANSPORTATION (1)</b>	<b>754</b>	<b>0</b>	<b>0</b>
<b>25 LOGISTICS PLANS &amp; PROGRAMS (1)</b>	<b>715</b>	<b>0</b>	<b>0</b>
<b>31 SECURITY FORCES</b>	<b>877</b>	<b>743</b>	<b>739</b>
<b>32 CIVIL ENGINEERING</b>	<b>1,865</b>	<b>1,704</b>	<b>1,601</b>
<b>33 COMM-COMPUTER SYSTEMS</b>	<b>4,686</b>	<b>4,466</b>	<b>4,867</b>
<b>34 MORALE, WELFARE, REC. &amp; SERVICES</b>	<b>389</b>	<b>403</b>	<b>363</b>
<b>35 PUBLIC AFFAIRS</b>	<b>399</b>	<b>389</b>	<b>412</b>
<b>36 PERSONNEL</b>	<b>1,408</b>	<b>1,370</b>	<b>1,755</b>
<b>37 INFORMATION MANAGEMENT (2)</b>	<b>1,722</b>	<b>1,410</b>	<b>0</b>
<b>38 MANPOWER</b>	<b>317</b>	<b>265</b>	<b>338</b>
<b>4X MEDICAL</b>	<b>13,952</b>	<b>13,771</b>	<b>13,590</b>
<b>51 LAW</b>	<b>1,278</b>	<b>1,303</b>	<b>1,303</b>
<b>52 CHAPLAIN</b>	<b>651</b>	<b>613</b>	<b>602</b>
<b>61 SCIENTIFIC/RESEARCH</b>	<b>1,252</b>	<b>1,155</b>	<b>1,091</b>
<b>62 DEVELOPMENTAL ENGINEERING</b>	<b>4,392</b>	<b>3,442</b>	<b>3,022</b>
<b>63 ACQUISITION</b>	<b>2,575</b>	<b>2,521</b>	<b>2,407</b>
<b>64 CONTRACTING</b>	<b>1,063</b>	<b>1,054</b>	<b>1,060</b>
<b>65 FINANCE</b>	<b>1,110</b>	<b>1,032</b>	<b>972</b>
<b>71 SPECIAL INVESTIGATIONS</b>	<b>394</b>	<b>361</b>	<b>363</b>
<b>9X REPORTING IDENTIFIERS</b>	<b>1,944</b>	<b>4,071</b>	<b>4,480</b>
<b>8X SPECIAL DUTY IDENTIFIERS</b>	<b>549</b>	<b>1,546</b>	<b>1,924</b>
<b>UNKNOWN</b>	<b>13</b>	<b>11</b>	<b>3</b>

NOTE. All Officer Air Force Speciality Codes (AFSCs) changed effective FY94.

FOOTNOTE: (1) Occupational fields 22 through 25 merged with occupational field 21.

(2) Occupational field 37 merged with occupational fields 33 and 36.

OPR: AF/DPPR, Mr. C. Lambert, (703) 697-3414 or DSN 227-3714.

Table D-15

**AF ACTIVE DUTY PILOTS AND NAVIGATORS  
REQUIREMENTS AND INVENTORY**  
(1)

	FY 93	FY 94	FY 95	FY 96	FY 97
<b>REQUIREMENTS</b>					
TOTAL PILOT	15,590	15,134	14,799	14,365	14,125
TOTAL NAVIGATOR	6,134	5,482	5,417	5,126	4,830
<b>FORCE</b>					
Pilot	7,047	6,302	6,298	6,105	5,916
Navigator	2,495	2,130	2,125	1,898	1,880
<b>TRAINING</b>					
Pilot	2,485	2,179	2,316	2,149	2,281
Navigator	384	346	548	556	537
<b>SUPERVISORY STAFF</b>					
Pilot	4,873	4,831	4,455	4,377	4,253
Navigator	2,791	2,479	2,277	2,191	1,962
<b>ADVANCED STUDENT</b>					
Pilot	521	1,393	1,109	1,118	1,065
Navigator	139	328	227	247	221
<b>RATED SUPPLEMENT</b>					
Pilot	235	0	0	0	0
Navigator	105	0	0	0	0
<b>TRANSIENT</b>					
Pilot	169	169	266	258	253
Navigator	94	94	98	91	87
<b>EDUCATION DEVELOPMENT</b>					
Pilot	260	260	355	358	357
Navigator	126	105	142	143	143
<b>INVENTORY</b>					
TOTAL PILOT	16,950	15,963	15,362	14,774	14,165
TOTAL NAVIGATOR	7,328	6,385	5,868	5,560	5,365

FOOTNOTE: (1) Excludes generals, colonels, and students in undergraduate flying training.

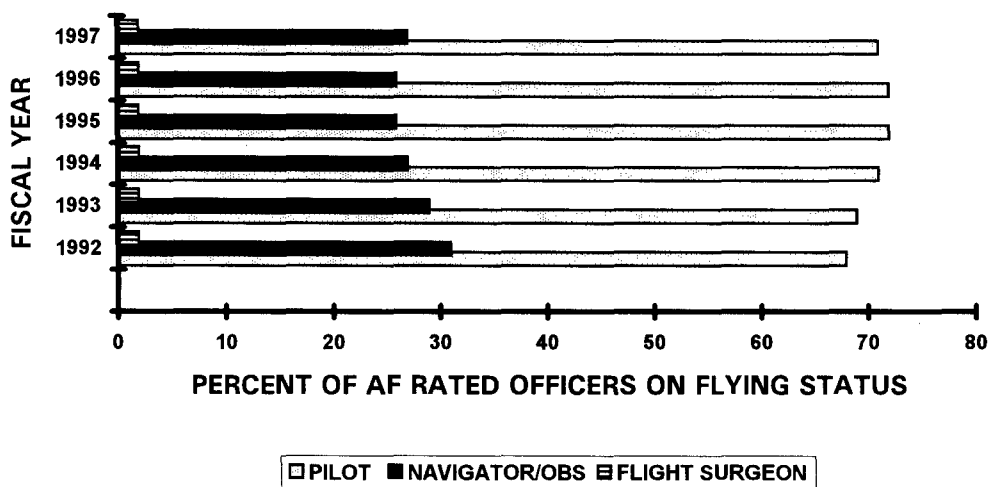
OPRS: (REQUIREMENTS) AF/XOOT, Lt Col Dingley, (703) 614-4002 or DSN 224-4002;  
(INVENTORY) AF/DPXPR, Maj Roeder, (703) 697-7007 or DSN 227-7007

Table D-16

**AF RATED OFFICERS ON FLYING STATUS  
(BY GRADE)**

	FY 92	FY 93	FY 94	FY 95	FY 96	FY 97
<b>GRAND TOTAL</b>	<b>28,685</b>	<b>28,604</b>	<b>24,767</b>	<b>23,534</b>	<b>22,581</b>	<b>21,562</b>
<b>PILOT</b>	<b>19,423</b>	<b>18,480</b>	<b>17,537</b>	<b>16,867</b>	<b>16,221</b>	<b>15,405</b>
General	205	198	191	174	172	163
Colonel	1,406	1,332	1,326	1,292	1,217	1,077
Lt Colonel	3,470	3,163	3,003	2,629	2,371	2,110
Major	2,822	2,443	2,464	2,689	3,209	3,443
Captain	8,509	9,002	8,962	8,927	8,491	7,851
Lieutenant	3,011	2,342	1,591	1,156	761	761
<b>NAVIGATOR/OBS</b>	<b>8,756</b>	<b>7,614</b>	<b>6,765</b>	<b>6,215</b>	<b>5,928</b>	<b>5,728</b>
General	1	2	1	2	3	4
Colonel	277	284	319	338	344	359
Lt Colonel	1,731	1,622	1,464	1,352	1,247	1,119
Major	1,822	1,698	1,759	1,757	1,870	1,818
Captain	4,002	3,456	3,037	2,631	2,305	2,109
Lieutenant	923	552	185	135	159	319
<b>FLIGHT SURGEON</b>	<b>506</b>	<b>510</b>	<b>465</b>	<b>452</b>	<b>432</b>	<b>429</b>
General	0	0	1	1	1	1
Colonel	114	113	106	97	88	82
Lt Colonel	113	111	114	120	121	134
Major	139	164	137	136	125	97
Captain	140	122	107	98	97	115

**AVERAGE RATED OFFICERS ON FLYING STATUS**



OPR: AF/DPXPR, Maj Roeder (703) 697-7007 or DSN 227-7007

Table D-17

**AF PILOTS AND NAVIGATORS  
RECEIVING INCENTIVE PAY  
(1)**

	FY 92	FY 93	FY 94	FY 95	FY 96	FY 97
<b>GRAND TOTAL</b>	27,315	24,960	23,540	22,437	21,345	20,332
<b>PILOT</b>	18,799	17,692	17,015	16,421	15,666	14,895
General & Colonel	1,179	1,082	1,062	1,023	888	803
Lt Colonel & Below	17,620	16,610	15,953	15,398	14,778	14,092
<b>NAVIGATOR/OBS</b>	8,516	7,268	6,525	6,016	5,679	5,437
General & Colonel	194	203	221	225	206	164
Lt Colonel & Below	8,322	7,065	6,304	5,791	5,473	5,273

Table D-18

**AF PILOTS AND NAVIGATORS  
ACTUALLY FLYING  
(1)**

	FY 92	FY 93	FY 94	FY 95	FY 96	FY 97
<b>GRAND TOTAL</b>	18,108	16,393	15,428	15,278	14,460	15,003
<b>PILOT</b>	13,529	12,543	12,053	12,086	11,475	11,682
General & Colonel	581	523	479	481	435	390
Lt Colonel & Below	12,948	12,020	11,574	11,605	11,040	11,292
<b>NAVIGATOR/OBS</b>	4,579	3,850	3,375	3,192	2,985	3,321
General & Colonel	12	10	11	18	21	31
Lt Colonel & Below	4,567	3,840	3,364	3,174	2,964	3,290

FOOTNOTE: (1) Excludes Trainees.

OPR: AF/DPXPR, Maj Roeder (703) 697-7007 or DSN 227-7007

Table D-19

**AF PILOTS AND NAVIGATORS BY MAJCOM/FOA/DRU  
(INCLUDES TRAINEES)**

	FY 93	FY 94	FY 95	FY 96	FY 97
<b>TOTAL PILOTS</b>	<b>16,950</b>	<b>15,963</b>	<b>15,362</b>	<b>14,774</b>	<b>13,316</b>
<b>PIPELINE</b>	<b>348</b>	<b>542</b>	<b>737</b>	<b>657</b>	<b>661</b>
<b>PERMANENT PARTY</b>	<b>16,602</b>	<b>15,421</b>	<b>14,625</b>	<b>14,117</b>	<b>12,657</b>
<b>MAJCOMs</b>	<b>14,974</b>	<b>13,797</b>	<b>13,051</b>	<b>12,572</b>	<b>11,299</b>
Air Combat Command	4,747	4,568	4,371	4,163	3,073
US Strategic Command (1)	36	32	29	25	31
Air Mobility Command	4,127	3,464	3,443	3,250	3,314
Air Education & Training Command	2,668	2,591	2,271	2,219	2,218
AF Materiel Command	798	691	531	436	361
AF Special Operations Command	545	542	556	562	512
Pacific Air Forces	1088	1,029	1,006	1,064	986
AF Space Command	196	185	141	147	114
US Air Forces, Europe	746	684	692	695	680
AF Communications Cmd (Historical)	8	0	0	0	0
Air Force Reserve	15	11	11	11	10
<b>FOAs</b>	<b>214</b>	<b>219</b>	<b>198</b>	<b>172</b>	<b>167</b>
AF Civil Engineering Support Agency	2	2	1	0	0
AF Inspection Agency	13	7	8	6	6
Air Intelligence Agency	27	29	25	18	11
AF Personnel Center	35	29	26	25	28
AF Personnel Operations Agency	0	1	0	0	0
AF OSI	3	3	1	1	1
AF Program Exec Office	0	1	1	0	0
AF Agency for Modeling & Simulation					2
Air Reserve Personnel Center	1	1	1	0	0
AF Review Boards Agency	1	1	0	0	0
AF Safety Center	18	15	12	13	14
AF C4 Agency	0	3	3	0	0
AF Studies & Analyses Agency	17	22	16	16	17
AF Flight Standards Agency	33	36	32	35	32
AF Technical Appn Center	11	7	10	9	7
AF News Agency	1	1	1	1	0
AF Historical Support Agency	1	1	0	0	0
AF Services Agency	1	1	4	1	1
HQ Joint Services SERE Agency	1	1	1	0	1
AF Medical Support Agency	1	1	0	0	0
AF Logistics Management Agency	1	0	0	0	0
AF Ctr for Environmental Excellence	0	1	0	0	0
Air Weather Service	1	2	1	1	1
ANG Readiness Center	4	2	2	1	3
AF Combat Operations Staff	33	52	51	45	43
AF Cost Analysis Agency	1	0	0	0	0
AF Pentagon Comm Agency	1	0	0	0	0
AF Intelligence Spt Agency (Historical)	7	0	0	0	0

Table D-19

**AF PILOTS AND NAVIGATORS BY MAJCOM/FOA/DRU  
(INCLUDES TRAINEES)**

	FY 93	FY 94	FY 95	FY 96	FY 97
<b>DRUs</b>	<b>300</b>	<b>276</b>	<b>232</b>	<b>226</b>	<b>217</b>
AF Academy	208	189	179	175	169
11th Support Wing	35	32	3	2	1
AF Doctrine Center	1	4	5	5	11
AF Oper Test & Evaluation Center	56	50	45	43	36
<b>MISCELLANEOUS</b>	<b>1,114</b>	<b>1,130</b>	<b>1,146</b>	<b>1,146</b>	<b>974</b>
AF Elements	732	746	761	768	629
AF Elements Europe	99	104	102	104	111
HAF	241	231	228	214	193
HQ US European Command	42	49	55	62	41
<b>TOTAL NAVIGATORS</b>	<b>7,328</b>	<b>6,386</b>	<b>5,866</b>	<b>5,860</b>	<b>5,092</b>
<b>PIPELINE</b>	<b>105</b>	<b>23</b>	<b>121</b>	<b>117</b>	<b>91</b>
<b>PERMANENT PARTY</b>	<b>7,223</b>	<b>6,362</b>	<b>5,747</b>	<b>5,443</b>	<b>5,001</b>
<b>MAJCOMs</b>	<b>6,153</b>	<b>5,346</b>	<b>4,778</b>	<b>4,555</b>	<b>4,188</b>
Air Combat Command	2,850	2,516	2,321	2,315	1,818
US Strategic Command (1)	69	69	69	64	54
Air Mobility Command	1,119	823	707	638	795
Air Education & Training Command	572	566	457	385	435
AF Materiel Command	478	388	308	251	218
AF Special Operations Command	386	381	356	364	337
Pacific Air Forces	269	244	250	260	241
AF Space Command	101	79	55	44	40
US Air Forces, Europe	286	270	247	225	251
AF Communications Cmd (Historical)	10	0	0	0	0
AF Reserve	13	12	8	9	9
<b>FOAs</b>	<b>231</b>	<b>213</b>	<b>175</b>	<b>138</b>	<b>135</b>
AF Audit Agency	1	0	0	0	0
AF Civil Engineering Support Agency	1	0	0	0	0
AF Inspection Agency	3	2	2	2	1
AF Studies & Analyses Agency	10	12	9	9	13
AF Management Engineering Agency	1	0	0	0	0
Air Intelligence Agency	114	116	92	70	61
AF Personnel Center	32	28	25	16	21
AF Personnel Operations Agency	0	1	1	1	0
AF OSI	10	6	4	2	2
AF Program Executive Office	5	2	1	3	0
AF Safety Center	6	6	7	6	0
AF C4 Agency	0	1	1	1	5
AF Flight Standards Agency	5	2	2	2	3
AF News Agency	0	2	2	2	2
AF Historical Research Agency	1	1	0	0	0
AF Logistics Management Agency	1	0	0	0	0



Table D-19

**AF PILOTS AND NAVIGATORS BY MAJCOM/FOA/DRU  
(INCLUDES TRAINEES)**

	FY 93	FY 94	FY 95	FY 96	FY 97
AF Technical Appn Center	8	7	5	4	3
Air Weather Service	14	10	7	1	1
AF Combat Operations Staff	13	17	17	18	20
AF Agency Modeling & Simulation	0	0	0	1	1
AF Intelligence Spt Agency (Historical)	6	0	0	0	0
Air National Guard Readiness Cntr	0	0	0	0	1
AF Cntr for Quality & Mgmt Innovation	0	0	0	0	1
<b>- DRUs</b>	<b>183</b>	<b>171</b>	<b>143</b>	<b>123</b>	<b>113</b>
AF Academy	115	95	90	72	56
11th Support Wing	14	20	2	0	2
AF Doctrine Center	3	4	4	4	10
AF Oper Test & Evaluation Center	51	52	47	47	45
<b>MISCELLANEOUS</b>	<b>656</b>	<b>630</b>	<b>661</b>	<b>637</b>	<b>556</b>
AF Elements	434	420	440	433	364
AF Elements Europe	48	50	60	54	53
AF National Security Emer Pre	0	0	0	0	1
AF Ballistic Missile Defense Org	0	0	0	3	2
HAF	152	139	136	120	117
HQ US European Command	22	21	15	17	18

FOOTNOTES: (1) SAC and TAC merged forming Air Combat Command (activated 1 Jun 92). Functions of Strategic Air Command transferred to US Strategic Air Command.

OPR: AF/DPXPR, Maj Roeder, (703) 697-7007 or DSN 227-7007

Table D-20

**AF ENLISTED PERSONNEL BY CAREER FIELD**

CAREER FIELD	FY 95	FY 96	FY 97
<b>TOTAL</b>	<b>317,938</b>	<b>308,608</b>	<b>299,373</b>
<b>1A AIRCREW OPERATIONS</b>	<b>6,755</b>	<b>6,859</b>	<b>6,797</b>
<b>1C COMMAND CONTROL SYSTEMS OPERATIONS</b>	<b>12,157</b>	<b>11,720</b>	<b>11,596</b>
<b>1N INTELLIGENCE</b>	<b>10,585</b>	<b>10,794</b>	<b>11,335</b>
<b>1S SAFETY</b>	<b>357</b>	<b>392</b>	<b>386</b>
<b>1T AIRCREW PROTECTION</b>	<b>2,688</b>	<b>2,617</b>	<b>2,570</b>
<b>1W WEATHER</b>	<b>2,767</b>	<b>2,624</b>	<b>2,566</b>
<b>2A MANNED AEROSPACE MAINTENANCE</b>	<b>69,031</b>	<b>66,804</b>	<b>64,040</b>
<b>2B MARINE</b>	<b>28</b>	<b>0</b>	<b>0</b>
<b>2E COMMUNICATIONS-ELECTRONICS SYSTEMS</b>	<b>19,044</b>	<b>18,008</b>	<b>16,558</b>
<b>2F FUELS</b>	<b>4,086</b>	<b>3,954</b>	<b>3,955</b>
<b>2G LOGISTICS PLANS</b>	<b>686</b>	<b>713</b>	<b>717</b>
<b>2M MISSILE &amp; SPACE SYSTEMS MAINTENANCE</b>	<b>2,881</b>	<b>2,970</b>	<b>2,919</b>
<b>2P PRECISION MEASUREMENT</b>	<b>1,624</b>	<b>1,553</b>	<b>1,502</b>
<b>2R MAINTENANCE MANAGEMENT SYSTEMS</b>	<b>1,987</b>	<b>2,016</b>	<b>1,840</b>
<b>2S SUPPLY</b>	<b>14,996</b>	<b>14,042</b>	<b>13,827</b>
<b>2T TRANSPORTATION AND VEHICLE MAINTENANCE</b>	<b>14,044</b>	<b>13,233</b>	<b>12,893</b>
<b>2W MUNITIONS AND WEAPONS</b>	<b>16,080</b>	<b>16,094</b>	<b>15,591</b>
<b>3A INFORMATION MANAGEMENT</b>	<b>13,146</b>	<b>12,608</b>	<b>12,644</b>
<b>3C COMMUNICATIONS-COMPUTER SYSTEMS</b>	<b>16,116</b>	<b>15,556</b>	<b>14,763</b>
<b>3E CIVIL ENGINEERING</b>	<b>19,593</b>	<b>19,116</b>	<b>18,761</b>
<b>3H HISTORIAN</b>	<b>104</b>	<b>106</b>	<b>107</b>
<b>3K COMMISSARY SERVICES</b>	<b>0</b>	<b>0</b>	<b>0</b>
<b>3M MORALE, WELFARE, REC, &amp; SERVICES</b>	<b>5,568</b>	<b>5,180</b>	<b>4,753</b>
<b>3N PUBLIC AFFAIRS</b>	<b>1,531</b>	<b>1,589</b>	<b>1,648</b>
<b>3P SECURITY FORCES</b>	<b>24,385</b>	<b>21,969</b>	<b>20,408</b>
<b>3R PRINTING MANAGEMENT</b>	<b>292</b>	<b>251</b>	<b>178</b>
<b>3S MISSION SUPPORT</b>	<b>10,041</b>	<b>9,979</b>	<b>9,911</b>
<b>3U MANPOWER</b>	<b>510</b>	<b>568</b>	<b>731</b>
<b>3V VISUAL INFORMATION</b>	<b>1,756</b>	<b>1,687</b>	<b>1,677</b>
<b>4X MEDICAL</b>	<b>24,388</b>	<b>24,413</b>	<b>23,912</b>
<b>4Y DENTAL</b>	<b>3,098</b>	<b>2,912</b>	<b>2,682</b>
<b>5J PARALEGAL</b>	<b>922</b>	<b>989</b>	<b>1,068</b>
<b>5R CHAPLAIN SERVICE SUPPORT</b>	<b>488</b>	<b>474</b>	<b>482</b>
<b>6C CONTRACTING</b>	<b>1,249</b>	<b>1,299</b>	<b>1,304</b>
<b>6F FINANCIAL</b>	<b>3,891</b>	<b>4,056</b>	<b>3,970</b>
<b>7S SPECIAL INVESTIGATION</b>	<b>780</b>	<b>742</b>	<b>731</b>
<b>8 SPECIAL DUTY IDENTIFIERS</b>	<b>6,061</b>	<b>6,163</b>	<b>6,193</b>
<b>9 REPORTING IDENTIFIERS</b>	<b>4,213</b>	<b>4,555</b>	<b>4,354</b>
<b>UNKNOWN</b>	<b>10</b>	<b>3</b>	<b>4</b>

OPR: AF/DPPR, Ms. J. E. Breeden, (703) 697-3714 or DSN 227-3714.

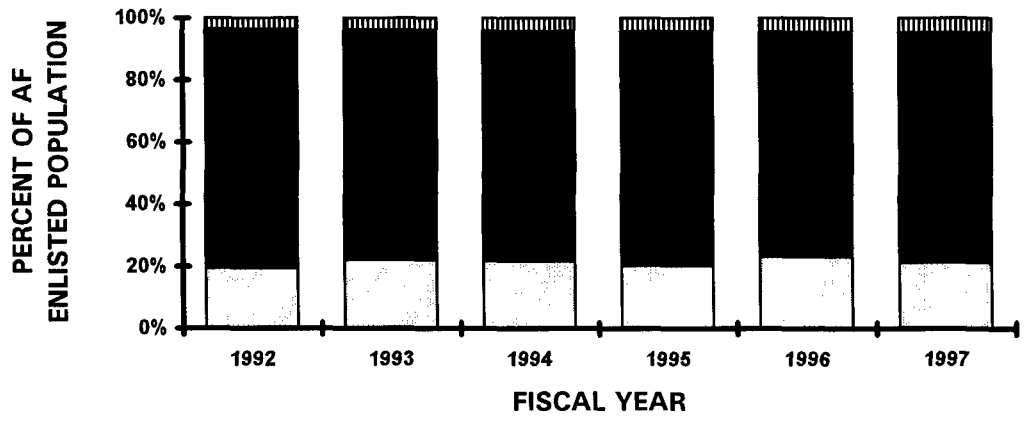
Table D-21

**AF ENLISTED FORCE BY EDUCATIONAL LEVEL**

	FY 92	% OF TOTAL	FY 93	% OF TOTAL	FY 94	% OF TOTAL
ENLISTED POPULATION	375,684	100.00	356,126	100.00	341,317	100.00
SOME HIGH SCHOOL	65	0.02	50	0.01	34	0.01
GRAD. HIGH SCHOOL	73,015	19.44	78,195	21.96	73,997	21.68
SOME COLLEGE	287,956	76.65	263,330	73.94	252,066	73.85
GRADUATED COLLEGE	14,648	3.89	14,551	4.09	15,220	4.46

	FY 95	% OF TOTAL	FY 96	% OF TOTAL	FY 97	% OF TOTAL
ENLISTED POPULATION	317,938	100.00%	308,608	100.00%	299,373	100.00%
SOME HIGH SCHOOL	32	0.01%	47	0.02%	43	0.01%
GRAD. HIGH SCHOOL	64,515	20.29%	71,362	23.12%	63,707	21.28%
SOME COLLEGE	238,833	75.12%	222,331	72.04%	220,654	73.71%
GRADUATED COLLEGE	14,558	4.58%	14,868	4.82%	14,969	5.00%

**ENLISTED EDUCATION PATTERNS**



□ HIGH SCHOOL GRADUATE ■ SOME COLLEGE ▨ COLLEGE GRADUATE

OPR: AF/DPPR, Ms. J. E. Breeden, (703) 697-3714 or DSN 227-3714

Table D-22

**AF NON-PRIOR SERVICE ENLISTED ACCESSIONS  
BY EDUCATION AND GENDER**

	FY 91	FY 92	FY 93	FY 94	FY 95	FY 96	FY 97
<b>GRAND TOTAL</b>	30,000	35,100	31,500	30,000	30,894	30,700	30,200
<b>MEN</b>	23,459	27,480	24,485	22,859	23,389	22,699	21,715
<b>WOMEN</b>	6,541	7,620	7,015	7,141	7,505	8,001	8,485

<b>DETAIL</b>							
<b>SOME HIGH SCHOOL</b>	68	78	49	48	55	51	73
Men	56	70	43	43	46	44	62
Women	12	8	6	5	9	7	11
<b>HIGH SCHOOL DIPLOMA</b>	24,570	28,306	25,428	24,313	25,326	25,346	25,442
Men	19,413	22,381	19,960	18,751	19,348	19,018	18,549
Women	5,157	5,925	5,468	5,562	5,978	6,328	6,893
<b>SOME COLLEGE</b>	4,476	5,687	5,070	4,779	4,616	4,408	3,888
Men	3,341	4,277	3,761	3,442	3,317	3,010	2,565
Women	1,135	1,410	1,309	1,337	1,299	1,398	1,323
<b>COLLEGE DEGREE(S)</b>	886	1,029	953	860	897	895	797
Men	649	752	721	623	671	627	539
Women	237	277	232	237	226	268	258

<b>DETAIL BY GENDER</b>							
<b>Men</b>	78.2%	78.3%	77.7%	76.2%	75.7%	73.9%	71.9%
<b>Women</b>	21.8%	21.7%	22.3%	23.8%	24.3%	26.1%	28.1%

<b>SOME HIGH SCHOOL</b>	0.2%	0.2%	0.2%	0.2%	0.2%	0.2%	0.2%
<b>HIGH SCHOOL DIPLOMA</b>	81.9%	80.6%	80.7%	81.0%	82.0%	82.5%	84.2%
<b>SOME COLLEGE</b>	14.9%	16.2%	16.1%	15.9%	14.9%	14.4%	12.9%
<b>COLLEGE DEGREE(S)</b>	3.0%	2.9%	3.0%	2.9%	2.9%	2.9%	2.6%

Table D-23

**AF RESERVE PERSONNEL**

	FY 92	FY 93	FY 94	FY 95	FY 96	FY 97
<b>TOTAL OFFICER</b>	161,247	161,566	143,283	141,510	139,042	135,280
<b>READY RESERVE/RES. ACT. DUTY</b>	33,692	35,991	33,833	30,670	27,122	26,962
<b>PAID RESERVE/ACTIVE DUTY</b>	16,236	15,842	16,366	16,281	16,219	16,102
<b>48 - ANNUAL DRILL</b>	9,553	9,473	9,460	9,569	10,664	10,386
A-10	335	261	71	62	86	25
A-10 School House	-	-	-	-	-	33
B-52	-	-	59	73	74	97
C-5 (Associate)	401	405	380	373	353	352
C-5 (Equipped)	331	338	271	277	281	273
C-9	64	70	55	62	60	67
C-130	1,463	1,409	1,228	1,191	1,166	1,115
AC-130	147	164	155	167	160	158
WC-130	50	73	80	82	87	83
C-141 (Associate)	1,261	1,051	881	785	716	674
C-141 (Equipped)	249	444	420	394	391	377
C-17 (Associate)	4	15	47	92	110	112
F-16	693	727	474	453	330	289
HH-3/MH60	28	27	-	-	-	-
KC-10	245	250	228	233	196	224
KC-135 (Associate)	-	-	-	-	-	94
KC-135 (Equipped)	497	485	538	592	700	583
OA-10	-	-	102	104	117	117
AWACS	-	-	-	-	-	45
Aerial Port Sqdrn	273	256	267	263	255	246
Aeromed Evacuation Unit	1,263	1,269	1,205	1,201	1,190	1,152
Aero Rescue & Recovery Sqdrn	171	194	228	216	210	199
Numbered Air Force	181	169	181	199	163	149
CE Sqdrn (Heavy Repair)	20	22	18	22	19	18
CE Unit	406	401	383	365	327	302
Combat Log Spt Sqdrn	45	44	44	39	32	33
Med Services Sqdrn	845	852	1,550	1,699	1,694	1,723
Mobilization Aug Cat. "A" IMA	495	476	482	508	1,577	1,570
Basic Mil Tng Sqdrn	1	2	2	2	1	3
Communications Security	11	12	11	11	10	12
Information Systems Sqdrn	46	41	36	40	38	43
Space Com	-	-	26	24	26	34
Trans Com	-	-	26	26	26	51
Flight Training	-	-	-	-	-	21
Management HQs Support	-	-	-	-	-	51
Combat Camera	-	-	-	-	-	7
Base Ops Support	-	-	-	-	-	12
ESC Security Police Sqdrn	1	1	1	-	9	29
Ground Combat Readiness	27	15	11	14	9	13
<b>24 - ANNUAL DRILL (1)</b>	6,112	5,997	6,406	6,357	5,387	5,326
<b>CATEGORY "D" IMA</b>	216	187	159	1	2	1
<b>FULL-TIME PERSONNEL</b>	187	185	185	196	194	205

Table D-23

**AF RESERVE PERSONNEL**

	FY 92	FY 93	FY 94	FY 95	FY 96	FY 97
<b>ACTIVE DUTY PERSONNEL</b>	168	168	158	158	166	184
<b>NON-PAID</b>	17,456	19,961	17,467	14,389	10,903	10,860
Obligated Reserve	10,625	8,111	6,268	8,186	4,417	3,950
Reinforced Designee	5,086	10,061	9,563	4,632	4,984	5,388
Chaplain/Legal	405	447	441	459	510	386
Other Health Prof Scholarship	1,340	1,362	1,195	1,112	992	1,136
<b>STANDBY</b>	12,491	10,192	8,681	9,543	11,419	10,071
Active	620	608	540	520	426	403
Inactive	11,871	9,584	8,141	9,023	10,993	9,668
<b>RETIRED</b>	115,064	115,383	100,767	101,297	100,501	98,247

<b>TOTAL ENLISTED</b>	306,629	315,166	316,469	306,263	300,118	300,573
<b>READY RESERVE/ACTIVE DUTY</b>	157,057	156,987	145,285	123,146	114,108	112,034
<b>PAID RESERVE/ACTIVE DUTY</b>	66,326	64,720	63,904	62,616	58,184	56,651
<b>16 - ANNUAL DRILL</b>	59,923	58,672	57,349	56,001	52,404	50,656
A-10	2,871	2,163	499	473	667	270
A-10 School House	-	-	-	-	-	267
B-52	-	-	377	427	473	626
C-5 (Associate)	2,892	3,006	2,837	2,814	2,534	2,305
C-5 (Equipped)	3,013	2,855	2,677	2,776	2,579	2,421
C-9	195	198	188	201	211	203
C-130	6,887	6,689	6,470	6,547	6,033	5,738
AC-130	1,009	1,033	963	947	842	815
WC-130	114	129	145	144	164	179
C-141 (Associate)	6,922	5,600	4,857	4,500	3,760	3,011
C-141 (Equipped)	1,463	2,534	2,802	2,505	2,361	2,203
C-17 (Associate)	1	131	211	294	496	720
F-16	5,258	5,732	4,081	3,854	2,786	2,538
HH-3/MH60	117	127	-	-	-	-
KC-10	1,103	1,099	970	1,000	740	877
KC-135 (Associate)	-	-	-	-	-	177
KC-135 (Equipped)	2,584	2,572	3,092	3,203	3,511	3,257
OA-10	-	-	916	886	872	922
<b>AWACS</b>	-	-	-	-	-	164
Aerial Port Sqdrn	8,241	7,819	7,271	6,968	6,870	6,785
Aeromed Evacuation Unit	2,428	2,378	2,195	2,127	2,039	1,972
Aero Rescue & Recovery Sqdrn	707	745	956	963	968	979
Numbered Air Force	195	202	203	214	188	195
CE Sqdrn (Heavy Repair)	406	409	386	373	349	374
CE Unit	7,160	7,233	7,364	7,071	5,815	5,505
Combat Log Spt Sqdrn	1,577	1,537	1,474	1,228	1,124	1,077
Med Services Sqdrn	3,166	3,243	5,031	5,090	4,739	4,652
Mobilization Aug Cat. "A" IMA	280	265	283	263	1,097	1,043
Basic Mil Tng Sqdrn	80	69	75	80	70	64
Communications Security	65	78	66	67	64	60
Information Systems Sqdrn	1,089	933	838	895	865	901

Table D-23

**AF RESERVE PERSONNEL**

	FY 92	FY 93	FY 94	FY 95	FY 96	FY 97
Space Com	-	-	11	10	11	18
Trans Com	-	-	20	22	22	17
Management HQs Support	-	-	-	-	-	70
Combat Camera	-	-	-	-	-	146
Base Ops Support	-	-	-	-	-	17
ESC Security Police Sqdrn	25	24	28	3	19	35
Ground Combat Readiness	75	69	63	56	54	53
24 - ANNUAL DRILL (1)	4,583	4,646	4,879	5,028	4,210	4,200
CATEGORY "D" IMA	97	97	79	1	0	0
NPS, ACTIVE DUTY TRAIN (2)	552	471	428	499	416	519
NPS, DELAY WITH PAY	169	183	213	158	145	221
FULL-TIME PERSONNEL	462	451	463	457	440	452
ACTIVE DUTY PERSONNEL	520	510	493	472	569	586
NON-PAID	90,731	92,267	81,381	60,530	65,924	55,380
Obligated Reserve	66,407	60,235	49,792	32,798	33,872	33,462
Reinforcement Designee	24,317	32,022	31,576	27,720	22,042	21,915
Other	7	10	13	12	10	3
STANDBY ENLISTED	1,082	1,079	1,245	1,910	2,948	2,851
Active	906	862	1,055	821	748	521
Inactive	176	217	190	1,089	2,200	2,330
RETIRED (3)	148,490	156,590	169,939	181,207	183,062	185,708

FOOTNOTES: (1) Individual Mobilization Augmentee.

(2) NPS = Non-Prior Service.

(3) Active and retired enlisted personnel with over 30 years total service are not included, but instead are subsumed within the Retired Regular Air Force category.

OPR: AF/REPP, Mr. Bill Limbrick, (703) 588-6001 or DSN 425-6001

Table D-24

**AF MILITARY RETIREMENT PROGRAM  
POPULATION SUMMARY & COST  
(END STRENGTHS IN THOUSANDS,  
DOLLARS IN MILLIONS)**

	FY 93	FY 94	FY 95	FY 96	FY 97
<b>TOTAL</b>	621	639	641	703	715
<b>Officer</b>	165	169	170	171	172
<b>Enlisted</b>	403	414	423	462	469
<b>Beneficiaries</b>	53	56	48	70	74
<b>THEN-YEARS \$</b>	9717	9879	10,401	10,805	11,284
<b>Officer</b>	4298	4404	4580	4728	4906
<b>Enlisted</b>	5078	5104	5419	5631	5889
<b>Beneficiaries</b>	341	371	402	446	489
<b>CONSTANT FY97 \$</b>	10,760	10,668	10,960	11,116	11,284
<b>Officer</b>	4759	4756	4826	4864	4906
<b>Enlisted</b>	5623	5512	5710	5793	5889
<b>Beneficiaries</b>	378	400	424	459	489

FOOTNOTE: Numbers may not add due to rounding.

OPR: SAF/FMPB, Mr. Mike Miller, (703) 695-0140 or DSN 225-0140 (Manpower & Then-Year Dollars);  
SAF/FMCEE, Mr. Steve Connair, (703) 695-5220 or DSN 225-5220 (Constant FY97 \$)



Table D-25

**AF RETIRED MILITARY POPULATION BY GRADE  
(END STRENGTHS)**

	FY 94	FY 95	FY 96	FY 97
<b>GRAND TOTAL</b>	<b>593,959</b>	<b>593,272</b>	<b>632,984</b>	<b>601,777</b>
<b>OFFICER TOTAL</b>	<b>169,219</b>	<b>169,846</b>	<b>171,318</b>	<b>171,219</b>
<b>ENLISTED TOTAL</b>	<b>424,746</b>	<b>423,426</b>	<b>461,666</b>	<b>430,558</b>
<b>OFFICER DETAILS</b>				
General	2,183	2,205	2,240	2,269
Colonel	29,989	29,961	30,352	30,466
Lt Colonel	72,936	72,078	72,736	71,978
Major	45,312	46,780	46,138	47,594
Captain	12,308	12,933	13,342	13,604
1st Lieutenant	2,306	2,137	2,439	1,979
2nd Lieutenant	814	742	873	664
Warrent Officer	3,365	3,010	3,197	2,665
Unknown (Adjustment for Report Lags)	0	0	1	0
<b>ENLISTED DETAILS</b>				
Chief Master Sergeant	31,400	31,608	33,167	32,462
Senior Master Sergeant	49,880	50,446	53,583	51,884
Master Sergeant	165,605	169,755	181,603	175,410
Technical Sergeant	120,593	123,849	131,644	124,559
Staff Sergeant	40,295	41,358	46,252	40,292
Sergeant	4,693	4,547	8,527	4,213
Airman First Class	1,433	1,376	4,713	1,280
Airman	373	349	1,735	332
Airman Basic	124	128	427	116
Unknown (Adjustment for Report Lags)	350	10	15	10

OPR: SAF/FMPC, Mr. Mike Miller, (703) 695-0140 or DSN 225-0140

Table D-26

**RETIRED MILITARY POPULATION BY DISABILITY CATEGORY  
(END STRENGTHS)**

	FY 94	FY 95	FY 96	FY 97
<b>GRAND TOTAL</b>	<b>583,959</b>	<b>581,873</b>	<b>632,954</b>	<b>601,769</b>
<b>NON-DISABILITY</b>	<b>549,112</b>	<b>549,881</b>	<b>583,173</b>	<b>572,217</b>
<b>TEMPORARY DISABILITY</b>	<b>1,578</b>	<b>1,471</b>	<b>1,884</b>	<b>1,113</b>
<b>PERMANENT DISABILITY</b>	<b>33,269</b>	<b>30,521</b>	<b>47,927</b>	<b>28,439</b>
<b>OFFICER TOTAL</b>	<b>187,603</b>	<b>167,521</b>	<b>171,318</b>	<b>171,220</b>
Non-Disability	155,993	156,328	159,524	161,005
Temporary Disability	222	240	272	189
Permanent Disability	11,388	10,953	11,522	10,026
<b>ENLISTED TOTAL</b>	<b>416,356</b>	<b>414,352</b>	<b>461,636</b>	<b>430,549</b>
Non-Disability	393,119	393,553	423,649	411,212
Temporary Disability	1,356	1,231	1,612	924
Permanent Disability	21,881	19,568	36,405	18,413

OPR: SAF/FMPC, Mr. Mike Miller, (703) 695-0140 or DSN 225-0140

Table D-27

**CIVILIAN PERMANENT AIR FORCE POSITIONS  
(PAID FROM FUNDS AVAILABLE TO THE AIR FORCE)**

	FY 91	FY 92	FY 93	FY 94	FY 95	FY 96	FY 97
<b>EXECUTIVE SERVICE</b>	222	222	208	202	198	177	167
<b>GENERAL SCHEDULE (GS)*</b>	136,887	127,896	123,513	114,078	111,661	102,262	99,201
<b>TOTAL</b>	137,109	128,118	123,721	114,280	111,859	102,439	99,368
<b>TOTAL NON-GS</b>	74,489	64,717	61,035	58,779	53,941	39,761	38,163

<b>GENERAL SCHEDULE DETAIL</b>							
<b>GS-18</b>	1	1	0	0	0	0	0
<b>GS-17</b>	0	0	0	0	0	0	0
<b>GS-16</b>	1	0	0	0	0	0	0
<b>GS/GM-15</b>	1,319	1,314	1,357	1,312	1,288	1,237	1,209
<b>GS/GM-14</b>	3,912	3,882	3,917	3,881	3,746	3,378	3,266
<b>GS/GM-13</b>	9,592	9,292	9,572	9,562	10,088	10,447	10,611
<b>GS-12</b>	21,598	20,674	21,307	20,863	21,090	20,259	19,758
<b>GS-11</b>	19,500	18,954	18,668	17,381	17,288	16,594	16,441
<b>GS-10</b>	1,053	1,059	1,031	1,002	994	845	826
<b>GS-9</b>	18,639	17,607	16,494	15,014	14,101	12,980	13,089
<b>GS-8</b>	1,979	1,767	1,870	1,602	1,547	1,380	1,332
<b>GS-7</b>	13,809	12,196	12,227	10,952	10,343	9,509	9,156
<b>GS-1/6</b>	45,484	41,150	37,070	32,509	31,176	25,633	23,513

**FOOTNOTE: (1) Consists of Wage Grade (WG) and local foreign national personnel; FYs 91 through 97 excluded Title 32 ANG.**

**OPR: AF/DPPR, Ms. M. Higgins, (703) 697-7486 or DSN 227-7486**

**KEY PERSONNEL OF THE  
AIR FORCE SECRETARIAT**

<b>OFFICE OF THE SECRETARY</b>	
<b>The Secretary</b>	Honorable Sheila E. Widnall
<b>OFFICE OF THE UNDER SECRETARY</b>	
<b>The Under Secretary</b>	Honorable Rudy de Leon
<b>Deputy Under Secretary (International Affairs)</b>	Mr Robert D. Bauerlein
<b>Principal Assistant Deputy</b>	Maj Gen Clinton V. Horn
<b>Assistant Deputy</b>	Brig Gen James Latham
<b>Chief, Saudi</b>	Col Kenneth Holder
<b>Chief, Europe/NATO/Eurasia</b>	Col Bill Crowe
<b>Chief, Americas</b>	Col Richard M. O'Connor
<b>Chief, Mideast/Africa</b>	Lt Col Dave Wallace
<b>Chief, Pacific</b>	Col Bob Peterman
<b>Chief, Policy</b>	Col Robert Kuehn
<b>Chief, Weapons</b>	Col T. J. Klungseth
<b>Chief, Armaments Corp</b>	Col Dave Abati
<b>Director (Disclosure)</b>	Mr Rich Millies
<b>Director, Special Projects</b>	Brig Gen Robert E. Larned
<b>OFFICE OF SMALL &amp; DISADVANTAGED BUSINESS UTILIZATION</b>	
<b>The Director</b>	Mr Anthony J. DeLuca
<b>OFFICE OF THE ASSISTANT SECRETARY (FINANCIAL MANAGEMENT &amp; COMPTROLLER)</b>	
<b>The Assistant Secretary</b>	Honorable Robert F. Hale
<b>Principal Deputy Assistant Secretary (Financial Mgt)</b>	Mr John W. Beach
<b>Management Systems Deputy</b>	Mr Ernest A. Fitzgerald
<b>Director, Budget &amp; Appropriations Liaison</b>	Col Philip E. Ruter
<b>Deputy Assistant Secretary (Budget)</b>	Maj Gen George T. Stringer
<b>Deputy for Budget</b>	Mr Robert D. Stuart
<b>Deputy Assistant Secretary (Financial Operations)</b>	Mr John J. Nethery
<b>Associate Dep Asst Secretary (Financial Operations)</b>	Col Bill Brogdon
<b>Deputy Assistant Secretary (Cost &amp; Economics)</b>	Mr LeRoy T. Baseman
<b>Associate Deputy for Cost &amp; Economics</b>	Mr John C. Graser
<b>OFFICE OF THE GENERAL COUNSEL</b>	
<b>The General Counsel</b>	Honorable Shelia C. Cheston
<b>Principal Deputy</b>	Mr Matthew D. Slater
<b>Deputy GC for Civilian Personnel &amp; Fiscal Law</b>	Mr Walter A. Willson
<b>Deputy GC for International Affairs</b>	Mr Michael Zehner
<b>Deputy GC for Military Affairs</b>	Ms Florence W. Madden
<b>Deputy GC for Installations &amp; Environment</b>	Mr Fred W. Kuhn
<b>Deputy GC for Acquisition</b>	Mr John P. Janecek
<b>Deputy GC for Contractor Responsibility</b>	Ms Leila J. Smith

Table D-28

**KEY PERSONNEL OF THE  
AIR FORCE SECRETARIAT**

<b>OFFICE OF THE ASSISTANT SECRETARY (SPACE)</b>	
The Assistant Secretary	Honorable Keith R. Hall
Principal Deputy Assistant Secretary	Mr Jimmie D. Hill
Deputy Assistant Secretary (Space Plans & Policy)	Mr Richard M. McCormick
Director (Space Systems)	Brig Gen Thomas J. Scanlan
<b>OFFICE OF THE ASSISTANT SECRETARY (ACQUISITION)</b>	
The Assistant Secretary	Honorable Arthur L. Money
Principal Deputy Assistant Secretary	Lt Gen George K. Muellner
Principal Dep Asst Sec for Acquisition & Mgmt	Ms Darleen A. Druyun
Deputy Assistant Secretary (Mgt Policy & Program Integration)	Mr Blaise J. Durante
Deputy Assistant Secretary (Science, Technology & Engineering)	Dr Helmut Hellwig
Deputy Assistant Secretary (Contracting)	Brig Gen Timothy P. Malishenko
Director (Info Dominance)	Brig Gen (S) David A. Nagy
Director (Global Power Programs)	Brig Gen Bruce A. Carlson
Director (Global Reach Programs)	Brig Gen Tome H. Walters
Director (Special Programs)	Col Neil G. Kacena
Director (Space & Nuclear Deterrence)	Brig Gen James R. Beale
Air Force Acquisition Executive	Mr Arthur L. Money
AFPEO for Combat Support Sys	Mr John M. Gilligan
AFPEO for Fighter & Bomber Programs	Maj Gen Robert F. Raggio
AFPEO for Space Systems	Mr Brent R. Collins
AFPEO for C3	Brig Gen(S) Craig P. Weston
AFPEO for Weapons	Mr Harry E. Schulte
AFPEO for Joint Logistics Systems	Mr Oscar A. Goldfarb
AFPEO for Airlift & Trainers	Brig Gen Richard V. Reynolds
<b>OFFICE OF THE ASSISTANT SECRETARY (MANPOWER, RESERVE AFFAIRS, INSTALLATIONS &amp; ENVIRONMENT)</b>	
The Assistant Secretary	Honorable Rodney A. Coleman
Principal Deputy Assistant Secretary	Mr Philip P. Upschulte
Deputy Assistant Secretary (Force Mgmt & Personnel)	Ms Ruby B. Demesme
Deputy Assistant Secretary (Reserve Affairs)	Mr Bryan E. Sharratt
Deputy Assistant Secretary (Installations)	Mr Jimmy G. Dishner
Deputy Assistant Secretary (Environment, Safety & Occupational Health)	Mr Thomas W. L. McCall
Director for AF Review Boards	Mr Joe G. Lineberger
Executive Director, AF Board for Correction of Military Records	Mr M. Burton
Deputy for Equal Opportunity	Mr. Dennis M. Collins
Director, Real Estate Agency	Mr Wm E. Edwards

**KEY PERSONNEL OF THE  
AIR FORCE SECRETARIAT**

<b>OFFICE OF PUBLIC AFFAIRS</b>	
The Director	Brig Gen Ronald T. Sconyers
Deputy Director	Col Alan DeFend
Chief, Community Relations	Mr Walter F. Werner
Chief, National Strategies & Strategic Planning	Col Terry Tyrrell
Chief, Resources	Mr John Tyrell
Chief, Security Review	Ms June F. Forte
Chief, Public Affairs Staff Group	Vacant
Chief, Internal Info	Lt Col Sanford McLaurin
Assistant for Reserve Affairs	Col Tony Epifano
<b>OFFICE OF LEGISLATIVE LIAISON</b>	
The Director	Brig Gen Lansford E. Trapp Jr
Deputy Director	Vacant
Chief, Air Operations	Ms Sandra Jesty
Chief, Programs & Legislative	Col Steve Bull
Chief, Weapon Systems	Lt Col Dave McFaddin
Chief, House Liaison	Col Marty Dupont
Chief, Senate Liaison	Col Bob Smolen
Chief, Legislation Research	Mr Fred Bumgarner
Chief, Congressional Inquiry	Col Nikki J. Watts
AFRES Advisor	Col Nicki J. Watts
ANG Advisor	Lt Col Paula Kougeas
<b>OFFICE OF THE AUDITOR GENERAL</b>	
The Auditor General & AF Audit Agency	Mr Jackie R. Crawford
<b>OFFICE OF THE INSPECTOR GENERAL</b>	
The Inspector General	Lt Gen Richard T. Swope
Deputy Inspector General	Maj Gen William B. Davitte
Mobilization Augmentee	Man Gen David C. Gildart
Director (Inspections)	Col D. L. Sonnenberg
Director, Inquiries	Col Loretta Behrens
Director, Special Investigations	Col Charles Azukas
Advisor, Reserve Affairs	Col Susan Neugebauer
Advisor, ANG Affairs	Col David Kirtley

**KEY PERSONNEL OF THE  
AIR FORCE SECRETARIAT**

<b>OFFICE OF THE ADMINISTRATIVE ASSISTANT TO THE SECRETARY</b>	
<b>The Administrative Assistant</b>	<b>Mr William A. Davidson</b>
<b>Director, Operations Support</b>	<b>Col David J. Semon</b>
<b>Director (Security &amp; Investigative Programs)</b>	<b>Mr Gene Boesch</b>
<b>Director, Departmental Publishing</b>	<b>Mr Gary L. McMullin</b>
<b>Chief, Military Personnel</b>	<b>Lt Col Judy Best</b>
<b>Chief, Civilian Personnel</b>	<b>Ms Peggy Park</b>

**NOTE: Inclusion or exclusion of a position from this roster has no official bearing on the incumbent's, or his or her unit's, relative importance to the AF mission.**

**KEY PERSONNEL OF THE AIR STAFF**

<b>OFFICE OF THE CHIEF OF STAFF</b>	
<b>The Chief of Staff</b>	<b>Gen Michael E. Ryan</b>
<b>Vice Chief of Staff</b>	<b>Gen Ralph E. Eberhart</b>
<b>Assistant Vice Chief of Staff</b>	<b>Lt Gen David L. Vesely</b>
<b>Assistant to the Vice Chief for Policy</b>	<b>Brig Gen M. Lee Haines</b>
<b>Chief Master Sergeant of the AF</b>	<b>CMSgt Eric W. Benken</b>
<b>Special Assistant for Long Range Planning</b>	<b>Dr. C. A. Murdock</b>
<b>Deputy Chief of Staff (Personnel)</b>	<b>Lt Gen Michael D. McGinty</b>
<b>Deputy Chief of Staff (Air &amp; Space Ops)</b>	<b>Lt Gen John P. Jumper</b>
<b>Deputy Chief of Staff (Installations &amp; Logistics)</b>	<b>Lt Gen William P. Hallin</b>
<b>Deputy Chief of Staff (Plans &amp; Programs)</b>	<b>Lt Gen Lawrence P. Farrell Jr.</b>
<b>Director, Air National Guard</b>	<b>Brig Gen Paul A. Weaver Jr.</b>
<b>Director, Test &amp; Evaluation</b>	<b>Mr. Howard W. Leaf</b>
<b>Director of Communications &amp; Information</b>	<b>Lt Gen William J. Donahue</b>
<b>Director of Security Forces</b>	<b>Brig Gen Richard A. Coleman Jr</b>
<b>The Civil Engineer</b>	<b>Maj Gen Eugene A. Lupia</b>
<b>Chief of Safety</b>	<b>Maj Gen Francis C. Gideon Jr.</b>
<b>Chief Scientist</b>	<b>Dr. Daniel E. Hastings</b>
<b>AF Historian</b>	<b>Dr. Richard P. Hallion Jr.</b>
<b>Chief of Air Force Reserve</b>	<b>Maj Gen Robert A. McIntosh</b>
<b>Deputy to the Chief of AFR</b>	<b>Brig Gen J. A. Bradley</b>
<b>Chief, National Guard Bureau</b>	<b>Lt Gen E. D. Baca</b>
<b>Co-Chairman, AF Scientific Advisory Board</b>	<b>Dr. William F. Ballhaus Jr.</b>
<b>Co-Chairman, AF Scientific Advisory Board</b>	<b>Ms. Natalie W. Crawford</b>
<b>Judge Advocate General</b>	<b>Maj Gen Bryan G. Hawley</b>
<b>Deputy Judge Advocate General</b>	<b>Maj Gen A. M. Egeland</b>
<b>Surgeon General</b>	<b>Lt Gen Charles H. Roadman II</b>
<b>Chief of Chaplain Service</b>	<b>Maj Gen William J. Dendinger</b>

**NOTE:** Inclusion or exclusion of a position from this roster has no official bearing on the Incumbent's, or his or her unit's relative importance to the AF mission.



Table D-30

**KEY PERSONNEL OF MAJOR COMMANDS**

<b>AIR FORCE MATERIEL COMMAND</b>	
The Commander	Gen George T. Babbitt Jr.
<b>AIR FORCE SPACE COMMAND</b>	
The Commander	Gen Howell M. Estes III
14th Air Force	Maj Gen David L. Vesely
20th Air Force	Maj Gen Donald G. Cook
<b>AIR EDUCATION AND TRAINING COMMAND</b>	
The Commander	Gen Lloyd W. Newton
2nd Air Force	Maj Gen Andrew J. Pelak Jr.
19th Air Force	Maj Gen Kurt B. Anderson
Air University	Lt Gen Joseph J. Redden
<b>AIR MOBILITY COMMAND</b>	
The Commander	Gen Walter Kross
15th Air Force	Lt Gen Charles T. Robertson Jr.
21st Air Force	Lt Gen John W. Handy
<b>AIR COMBAT COMMAND</b>	
The Commander	Gen Richard E. Hawley
1st Air Force	Maj Gen Philip G. Killey
8th Air Force	Lt Gen Phillip J. Ford
9th Air Force	Lt Gen Carl E. Franklin
12th Air Force	Lt Gen Frank B. Campbell
<b>AIR FORCE SPECIAL OPERATIONS COMMAND</b>	
The Commander	Maj Gen Charles R. Holland
<b>PACIFIC AIR FORCES</b>	
The Commander	Gen Richard B. Myers
5th Air Force	Lt Gen John B. Hall Jr.
7th Air Force	Lt Gen Joseph E. Hurd
11th Air Force	Lt Gen Patrick K. Gamble
13th Air Force	Maj Gen John R. Dallager
<b>US AIR FORCES IN EUROPE</b>	
The Commander	Gen Michael E. Ryan
3rd Air Force	Maj Gen William S. Hinton Jr
16th Air Force	Lt Gen Richard C. Bethurem
<b>AIR FORCE RESERVE COMMAND</b>	
The Commander	Maj Gen Robert A. McIntosh
4th Air Force	Maj Gen(S) Wallace W. Whaley
10th Air Force	Maj Gen David R. Smith
22nd Air Force	Brig Gen Michael R. Lee

NOTE: Inclusion or exclusion of a position from this roster has no official bearing on the Incumbent's, or his or her unit's relative importance to the AF mission.

### KEY PERSONNEL OF FIELD OPERATING AGENCIES


AF Agency for Modeling & Simulation	Col Jimmy H. Wilson
AF Audit Agency	Mr. Jackie R. Crawford
AF Base Conversion Agency	Mr. Albert F. Lowas Jr (Acting)
AF Center for Environmental Excellence	Mr. Gary M. Erickson
AF Center for Quality & Mgmt Innovation	Brig Gen Hugh C. Cameron
AF Civil Engineering Support Agency	Col H. Dean Bartel
AF Communications Agency	Col Gilbert R. Hawk
AF Cost Analysis Agency	Col Ed Weeks
AF Flight Standards Agency	Col Patrick F. Nolte
AF Frequency Management Agency	Col Roderick A. Taylor
AF Historical Research Agency	Col William E. Mathis
AF Historical Support Agency	Col Christine L. Jaremko
AF Inspection Agency	Col James C. Robertson III
Air Intelligence Agency	Brig Gen James E. Miller Jr
AF Legal Services Agency	Col Jerald D. Stubbs
AF Logistics Management Agency	Col Richard M. Bereit
AF Medical Operations Agency	Maj Gen Earl W. Mabry II
AF Medical Support Agency	Col Sidney Brandler
AF News Agency	Col Howard J. Smarkola Jr
AF Office of Special Investigations	Brig Gen Francis X. Taylor
AF Pentagon Communications Agency	Col Richard H. Hange
AF Personnel Center	Maj Gen Susan L. Pamerleau
AF Personnel Operations Agency	Ms. Susan A. O'Neal
AF Services Agency	Col Gary C. Bradham
AF Operations Group	Col James S. Sheehan
AF Program Executive Office	Hon Arthur L. Money
AF Real Estate Agency	Mr. William E. Edwards
AF Review Boards Agency	Mr. Joe G. Lineberger
AF Safety Center	Brig Gen Francis C. Gideon Jr
AF Security Forces Agency	Col Lawrence R. Mayes
AF Studies & Analyses Agency	Col Thomas L. Allen
AF Technical Applications Center	Col John T. Wingington III
Air National Guard Readiness Center	Brig Gen Paul A. Weaver Jr
Air Reserve Personnel Center	Col Frank P. Cyr Jr
Air Weather Service	Col Joseph D. Dushan
Joint Services Survival, Evasion, Resistance, & Escape Agency	Col John C. Chapman Jr

### KEY PERSONNEL OF DIRECT REPORTING UNITS

AF Operational Test & Evaluation Center	Maj Gen Jeffrey G. Cliver
11th Wing	Col Peter U. Sutton
USAF Academy	Lt Gen Tad J. Oelstrom
AF Doctrine Center	Maj Gen Ronald E. Keys
AF Communications & Information Center	Lt Gen William J. Donahue

NOTE: Inclusion or exclusion of a position from this roster has no official bearing on the Incumbent's, or his or her unit's relative importance to the AF mission.

# SECTION E



**AIR FORCE BASES, UNITS,  
MATERIAL AND  
FLYING HOURS**

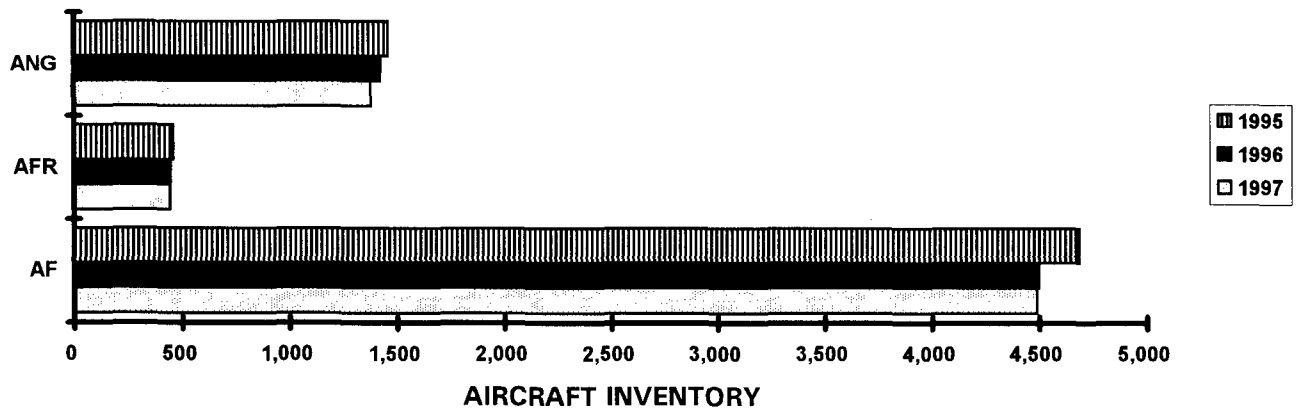


Table E-1

**TOTAL AIRCRAFT INVENTORY (TAI) TRENDS**  
**(AIR FORCE, AIR FORCE RESERVE, & AIR NATIONAL GUARD)**

FY	REGULAR AIR FORCE (AF)	AIR FORCE RESERVE (AFR)	AIR NATIONAL GUARD (ANG)	TOTAL AIR FORCE
1979	6,950	487	1,522	8,959
1980	7,034	474	1,560	9,068
1981	7,092	452	1,636	9,180
1982	7,125	447	1,647	9,219
1983	7,194	458	1,703	9,355
1984	7,253	464	1,688	9,405
1985	7,296	468	1,688	9,452
1986	7,270	467	1,782	9,519
1987	7,205	502	1,732	9,439
1988	7,195	491	1,730	9,416
1989	6,971	497	1,751	9,219
1990	6,813	500	1,719	9,032
1991	6,189	528	1,793	8,510
1992	5,425	524	1,693	7,642
1993	4,986	544	1,653	7,183
1994	4,764	468	1,586	6,818
1995	4,686	462	1,461	6,609
1996	4,499	448	1,426	6,373
1997	4,490	446	1,381	6,317

**AIR FORCES AIRCRAFT INVENTORY**



OPR: AF/XPPE, Ms. B. Kelly, (703) 697-7934 or DSN 227-7934

Table E-2

**AIR FORCE  
TOTAL AIRCRAFT INVENTORY (TAI)  
BY MISSION  
(1)**

	FY 94	FY 95	FY 96	FY 97
<b>AF TOTAL (US-OWNED ONLY) (2)</b>	<b>6818</b>	<b>6609</b>	<b>6371</b>	<b>6317</b>
<b>REGULAR AF TOTAL</b>	<b>4764</b>	<b>4686</b>	<b>4497</b>	<b>4490</b>
STRATEGIC BOMBER	178	183	185	182
TANKER	326	325	314	316
FIGHTER/ATT/INT	1775	1763	1652	1631
RECCE	239	237	251	245
CARGO/TRANSPORT	729	685	647	628
SEARCH/RESCUE	34	31	9	9
HELICOPTER	189	183	174	175
TRAINER	1187	1180	1169	1209
OTHER	107	99	96	95
<b>RESERVE AF TOTAL</b>	<b>2054</b>	<b>1923</b>	<b>1874</b>	<b>1827</b>
ANG	1586	1461	1426	1381
AFR	468	462	448	446
<b>FOREIGN-OWNED TOTAL</b>	<b>93</b>	<b>77</b>	<b>82</b>	<b>80</b>

FOOTNOTES: (1) TAI = Primary Aircraft Inventory (PAI) + Backup Aircraft Inventory (BAI) + Attrition Reserve (AR).  
(2) Excludes foreign-government owned aircraft.

OPR: AF/XPPE, Ms. B. Kelly, (703) 697-7934 or DSN 227-7934

Table E-3

**ICBM INVENTORY**

TYPE OF SYSTEM	FY 90	FY 91	FY 92	FY 92
MINUTEMAN II ICBM	450	450	375	375
MINUTEMAN III ICBM	500	500	500	500
PEACEKEEPER ICBM	50	50	50	50
<b>TOTAL ICBMs</b>	<b>1,000</b>	<b>1,000</b>	<b>925</b>	<b>925</b>

	FY 94	FY 95	FY 96	FY 97
	92	0	0	0
	530	530	530	530
	50	50	50	50
	672	580	580	580

OPR: AF/XONO, Lt Col Mueller, (703) 697-4077 or DSN 227-4077

Table E-4

**AF SQUADRONS BY MISSION AREA**

	FY 94	FY 95	FY 96	FY 97
<b>GRAND TOTAL - ALL FORCES</b>	<b>485</b>	<b>495</b>	<b>479</b>	<b>459</b>
<b>ACTIVE FORCES</b>	<b>325</b>	<b>331</b>	<b>309</b>	<b>288</b>
Attack	11	13	13	13
Bomber	13	13	13	12
Cargo/Transport	70	73	61	45
Fighter	86	89	88	88
Helicopters	20	24	22	22
Rescue	9	6	1	1
Reconnaissance	22	27	31	32
Tankers	29	27	26	26
Trainers	56	50	45	40
Others	9	9	9	9
<b>AIR RESERVE FORCES</b>	<b>160</b>	<b>164</b>	<b>170</b>	<b>171</b>
ANG	116	122	123	123
AFR	44	42	47	48

OPR: AF/XPPE, Ms Barbara Kelly, (703) 697-7934 or DSN 227-7934

Table E-5

**AIRCRAFT & MISSILE PROCUREMENT  
(EXCLUDES R&D VEHICLES)**

	PRE-FY 96	FY 96	PRE-FY 97	FY 97
<b>AIRCRAFT</b>				
<b>GRAND TOTAL</b>	<b>3,877</b>	<b>47</b>	<b>3,910</b>	<b>47</b>
B-2A	15	-	-	-
<b>CAP AIRCRAFT</b>	<b>376</b>	<b>27</b>	<b>403</b>	<b>27</b>
C-17	34	8	42	8
C-20A	13	-	13	-
C-29A	6	-	6	-
C-27A	10	-	10	-
C-130H (ANG)	97	-	97	-
AC-130U (SOF)	11	-	11	-
HC-130H	3	-	3	-
LC-130H	2	-	2	-
MC-130H (SOF)	19	-	19	-
MH-60G	49	-	49	-
F-15 A/B/C/D/E	1,041	6	1,047	6
F-16 A/B/C/D	2,021	6	2,028	6
TT TRAINER SYSTEM	180	-	180	-
<b>MISSILE</b>				
<b>GRAND TOTAL</b>	<b>50,084</b>	<b>833</b>	<b>50,617</b>	<b>236</b>
AGM-65D (MAVERICK)	21,167	-	21,167	-
AGM-88A (HARM)	8,409	-	8,409	-
AGM-130 (POWERED GBU)	532	100	632	72
AIM-7M (SPARROW)	5,370	-	5,370	-
AIM-9M (SIDEWINDER)	8,416	-	8,416	-
AMRAAM	5,486	291	5,777	133
HAVE NAP	152	54	206	31
PEACEKEEPER (MX)	107	-	107	-
TARGET DRONES	445	88	533	-

OPR: SAF/AQXR, Ms. D. Hughes, (703) 588-7241 or 425-7241



Table E-6

**AIR FORCE**  
**SELECTED TOTAL AIRCRAFT INVENTORY (TAI)**  
**BY MISSION/DESIGNATION**

	FY 92	FY 93	FY 94	FY 95	FY 96	FY 97
<b>GRAND TOTAL (1)</b>	<b>5,372</b>	<b>4,927</b>	<b>4,762</b>	<b>4,686</b>	<b>4,494</b>	<b>4,490</b>
<b>ATTACK</b>	<b>150</b>	<b>135</b>	<b>143</b>	<b>156</b>	<b>152</b>	<b>151</b>
A-10	138	123	131	135	131	130
AC-130	12	12	12	21	21	21
<b>BOMBER</b>	<b>248</b>	<b>275</b>	<b>178</b>	<b>183</b>	<b>185</b>	<b>182</b>
B-1	96	95	84	84	81	77
B-2	4	6	9	14	19	20
B-52	148	124	85	85	85	85
<b>CARGO</b>	<b>775</b>	<b>749</b>	<b>729</b>	<b>685</b>	<b>645</b>	<b>628</b>
C-5	82	82	82	81	81	81
C-9	23	23	23	23	23	23
C-12	72	72	72	44	37	34
C-17	3	8	16	23	27	34
C-18	1	1	-	-	-	-
C-20	13	13	13	13	13	13
C-21	79	79	79	78	76	76
C-23	3	3	3	3	3	3
VC-25	2	2	2	2	2	2
C-27	6	10	10	10	10	7
C-130	235	227	213	205	204	197
C-131	-	1	-	-	-	-
C-135	10	10	8	7	6	4
C-137	8	8	8	8	5	5
C-141	237	202	194	185	156	139
EC-137	-	-	-	-	-	1
NC-130	-	-	-	-	-	4
NC-141	-	-	-	-	-	2
NT/T-39	1	8	6	3	2	2
<b>FIGHTER</b>	<b>1,956</b>	<b>1,711</b>	<b>1,630</b>	<b>1,607</b>	<b>1,499</b>	<b>1,480</b>
F-4	39	49	45	40	12	3
F-15	686	687	646	628	620	617
F-16	868	787	777	780	809	802
F-106	2	2	-	-	-	-
F-111	305	128	104	105	-	-
F-117	56	58	58	54	54	54
YF-015B	-	-	-	-	1	1
YF-117A	-	-	-	-	3	3
<b>HELICOPTER</b>	<b>138</b>	<b>203</b>	<b>189</b>	<b>183</b>	<b>174</b>	<b>175</b>
HH-1	26	96	86	80	70	6
H-3	12	9	-	-	-	-
H-53	49	49	49	47	46	46
HH-60	51	49	54	56	58	59
UH-001	-	-	-	-	-	64

Table E-6

**AIR FORCE  
SELECTED TOTAL AIRCRAFT INVENTORY (TAI)  
BY MISSION/DESIGNATION**

	FY 92	FY 93	FY 94	FY 95	FY 96	FY 97
<b>TANKER</b>	<b>472</b>	<b>391</b>	<b>326</b>	<b>325</b>	<b>314</b>	<b>318</b>
KC-10	59	59	59	59	59	59
KC-135	413	332	267	266	255	257
<b>TRAINER</b>	<b>1,274</b>	<b>1,190</b>	<b>1,187</b>	<b>1,190</b>	<b>1,159</b>	<b>1,209</b>
T001A	-	49	87	123	156	179
T003A	-	-	24	95	112	110
TC018E	-	-	2	2	2	2
Tg010a	-	-	-	-	1	1
Tg011a	-	-	-	2	2	2
TG-7	9	9	9	9	9	9
T-33	1	1	-	-	-	-
T-37	504	496	494	461	420	419
T-38	638	559	506	471	451	377
T-39	10	-	-	-	-	-
T-41	100	70	50	3	3	3
T-43	12	12	12	12	11	10
TC-135	-	3	3	2	2	2
CT043a	-	-	-	-	-	1
AT038b	-	-	-	-	-	94
<b>OTHER</b>	<b>115</b>	<b>95</b>	<b>107</b>	<b>99</b>	<b>96</b>	<b>95</b>
OA-10	84	90	101	96	92	90
OA-37	2	2	2	-	-	-
OC135b	-	-	1	1	2	2
U-26	1	1	1	-	-	-
OV-10	26	-	-	-	-	-
UV-18	2	2	2	2	2	3
<b>RESCUE (HC-130)</b>	<b>35</b>	<b>35</b>	<b>34</b>	<b>31</b>	<b>9</b>	<b>9</b>
<b>RECONNAISSANCE</b>	<b>209</b>	<b>204</b>	<b>239</b>	<b>237</b>	<b>251</b>	<b>245</b>
EC-18	6	6	6	4	4	4
EC-130	64	54	60	38	79	22
EC-135	40	41	40	63	35	14
E-3	34	34	34	33	32	32
E-4	4	4	4	4	4	4
RF-4	4	3	-	-	-	-
EF-111	40	40	40	40	37	33
E-8	-	2	-	-	1	2
E-9	-	2	-	-	2	-
TG-3	3	4	4	4	3	3
TG-4	10	10	10	11	14	14
TG-9	4	4	4	4	4	4
MC-130	-	-	-	-	-	53

Table E-6

**AIR FORCE  
SELECTED TOTAL AIRCRAFT INVENTORY (TAI)  
BY MISSION/DESIGNATION**

	FY 92	FY 93	FY 94	FY 95	FY 96	FY 97
RC-135	-	-	-	-	-	19
RQ-001	-	-	-	-	-	2
SR-071	-	-	-	-	-	2
TU-002	-	-	-	-	-	4
WC-135	-	-	-	-	-	2
UO02	-	-	37	36	36	31

FOOTNOTE: (1) Totals may not add due to aircraft exclusions.

OPR: AF/XPPE, Ms. B. Kelly, (703) 697-7934 or DSN 227-7934

Table E-7

**AIR FORCE RESERVE  
SELECTED TOTAL AIRCRAFT INVENTORY (TAI)  
BY MISSION/DESIGNATION**

	FY 92	FY 93	FY 94	FY 95	FY 96	FY 97
<b>GRAND TOTAL</b>	<b>524</b>	<b>544</b>	<b>468</b>	<b>462</b>	<b>447</b>	<b>446</b>
<b>ATTACK</b>	<b>95</b>	<b>85</b>	<b>41</b>	<b>31</b>	<b>30</b>	<b>27</b>
A-10	85	75	31	31	30	27
AC-130	10	10	10	-	-	-
<b>BOMBER (B052H)</b>	<b>0</b>	<b>0</b>	<b>9</b>	<b>9</b>	<b>9</b>	<b>9</b>
<b>CARGO</b>	<b>164</b>	<b>168</b>	<b>177</b>	<b>184</b>	<b>189</b>	<b>190</b>
C-5	32	32	32	32	32	32
C-130	117	104	109	111	111	110
C-141	15	32	36	41	46	48
<b>FIGHTER (F-16)</b>	<b>182</b>	<b>193</b>	<b>121</b>	<b>114</b>	<b>73</b>	<b>71</b>
<b>HELICOPTER</b>	<b>23</b>	<b>25</b>	<b>25</b>	<b>25</b>	<b>23</b>	<b>23</b>
H-3	17	-	-	-	-	-
H-60	6	25	25	25	23	23
<b>OTHER (Oa010a)</b>	<b>0</b>	<b>0</b>	<b>13</b>	<b>13</b>	<b>21</b>	<b>24</b>
<b>TANKER (KC-135)</b>	<b>34</b>	<b>51</b>	<b>62</b>	<b>62</b>	<b>72</b>	<b>72</b>
<b>RESCUE (C-130)</b>	<b>14</b>	<b>10</b>	<b>10</b>	<b>14</b>	<b>9</b>	<b>7</b>
<b>RECON (C-130)</b>	<b>12</b>	<b>12</b>	<b>10</b>	<b>10</b>	<b>21</b>	<b>23</b>

OPR: AF/XPPE, Ms. B. Kelly, (703) 697-7934 or DSN 227-7934

Table E-8

**AIR NATIONAL GUARD  
SELECTED TOTAL AIRCRAFT INVENTORY (TAI)  
BY MISSION/DESIGNATION**

	FY 92	FY 93	FY 94	FY 95	FY 96	FY 97
<b>GRAND TOTAL</b>	1,693	1,653	1,586	1,461	1,426	1,381
<b>ATTACK</b>	166	84	66	59	74	74
A-7	55	1	-	-	-	-
A-10	110	83	66	59	74	74
<b>BOMBER (B001B)</b>	0	0	11	11	14	17
<b>CARGO</b>	244	237	239	247	260	264
C-5	12	12	12	13	13	13
C-12	13	12	6	4	-	-
C-21	4	4	4	4	4	4
C-22	4	4	4	3	3	3
C-130	198	188	196	206	214	218
LC-130H	-	-	-	-	7	7
C-135B	-	1	1	1	1	1
C-141	13	16	16	16	18	18
<b>FIGHTER</b>	938	1014	902	789	747	723
F-4	36	30	30	26	-	-
F-15	155	154	140	119	266	116
F-16	747	830	732	644	481	607
<b>HELICOPTER (H-60)</b>	15	16	21	18	18	17
<b>TANKER (KC-135)</b>	162	183	224	223	223	223
<b>TRAINER (T-43)</b>	4	3	2	2	2	0
<b>OTHER</b>	49	49	73	85	67	42
OA-10	25	20	39	45	27	26
C-26	24	29	34	40	40	16
<b>RESCUE (C-130)</b>	10	11	11	11	13	13
<b>RECONNAISSANCE</b>	106	56	37	16	8	8
EC-130	8	8	8	8	8	8
RF-4C	98	48	29	8	-	-

OPR: AF/XPPE, Ms. B. Kelly, (703) 697-7934 or DSN 227-7934

Table E-9

**AF RESERVE FLYING UNIT LOCATIONS  
BY STATE FOR FY 97**

<b>ALABAMA</b>	Maxwell AFB	<b>MICHIGAN</b>	Selfridge AGB
<b>ARIZONA</b>	Luke AFB	<b>MINNESOTA</b>	Minneapolis-St. Paul IAP
	Davis-Monthan AFB	<b>MISSISSIPPI</b>	Keesler AFB
<b>CALIFORNIA</b>	March AFB	<b>MISSOURI</b>	Whiteman AFB
	Beale AFB	<b>NEW YORK</b>	Niagara Falls IAP
<b>COLORADO</b>	Peterson AFB	<b>NORTH CAROLINA</b>	Seymour Johnson AFB
<b>FLORIDA</b>	Homestead ARS	<b>OHIO</b>	Wright-Patterson AFB
	Patrick AFB		Youngstown MAP
	Eglin AFB Aux 3 (Duke Field)	<b>OKLAHOMA</b>	Tinker AFB
<b>GEORGIA</b>	Dobbins ARB	<b>OREGON</b>	Portland IAP
<b>INDIANA</b>	Grissom ARB	<b>PENNSYLVANIA</b>	Pittsburgh IAP
<b>LOUISIANA</b>	Barksdale AFB		Willow Grove ARS
	NAS JRB New Orleans	<b>TEXAS</b>	Carswell AFB
			Kelly AFB
<b>MARYLAND</b>	Andrews AFB	<b>UTAH</b>	Hill AFB
<b>MASSACHUSETTS</b>	Westover ARB	<b>WISCONSIN</b>	Gen Mitchell IAP

OPR: AF/ILXB, Mrs. N. Whitehurst, (703) 697-5779 or DSN 227-5779

Table E-10

**AIR NATIONAL GUARD FLYING UNIT LOCATIONS  
BY STATE AND TERRITORY FOR FY 97**

<b>ALABAMA</b>	Birmingham IAP Dannelly Field	<b>MARYLAND</b>	Andrews AFB Martin State Arprt	<b>OHIO</b>	Mansfield Lahm MPT Rickenbacker AGS Springfield- Beckley MPT Toledo Exp. Arprt
<b>ALASKA</b>	Eielson AFB Kulis AGS	<b>MASSACHUSETTS</b>	Barnes MAP Otis AGB		
<b>ARIZONA</b>	Phoenix-Sky Harbor IAP Tucson IAP	<b>MICHIGAN</b>	Selfridge AGB W. K. Kellogg Airport	<b>OKLAHOMA</b>	Tulsa IAP Will Rogers World Airport
<b>ARKANSAS</b>	Ft. Smith MAP Little Rock AFB	<b>MINNESOTA</b>	Duluth IAP Minneapolis- St. Paul IAP	<b>OREGON</b>	Klamath Falls IAP Portland IAP
<b>CALIFORNIA</b>	Fresno Air Term March AFB Moffett NAS Channel Is. AGS	<b>MISSISSIPPI</b>	Jackson IAP Key Field	<b>PENNSYLVANIA</b>	Pittsburgh IAP Harrisburg IAP Willow Grove ARS
<b>COLORADO</b>	Buckley AGB	<b>MISSOURI</b>	Lambert-St. Louis IAP	<b>PUEERTO RICO</b>	Luis Munoz Marin IAP
<b>CONNECTICUT</b>	Bradley IAP		Rosecrans Mem Airport	<b>RHODE ISLAND</b>	Quonset State APT
<b>DELAWARE</b>	New Castle County Airport			<b>S. CAROLINA</b>	McEntire AGS
<b>FLORIDA</b>	Jacksonville IAP	<b>MONTANA</b>	Great Falls IAP	<b>S. DAKOTA</b>	Joe Foss Field
<b>GEORGIA</b>	Robins AFB Savannah IAP	<b>NEBRASKA</b>	Lincoln MAP	<b>TENNESSEE</b>	McGhee Tyson APT Memphis IAP Nashville Metro APT
<b>HAWAII</b>	Hickam AFB	<b>NEVADA</b>	Reno-Tahoe IAP		
<b>IDAHO</b>	Boise Air Term	<b>N. HAMPSHIRE</b>	Pease AGS	<b>TEXAS</b>	Ellington Field Kelly AFB Dallas NAS
<b>ILLINOIS</b>	Capital MAP Chicago O'Hare IAP Gtr Peoria Arprt	<b>NEW JERSEY</b>	Atlantic City IAP McGuire AFB	<b>UTAH</b>	Salt Lake City IAP
<b>INDIANA</b>	Ft. Wayne MAP Hulman Reg. Arprt	<b>NEW MEXICO</b>	Kirtland AFB	<b>VERMONT</b>	Burlington IAP
<b>IOWA</b>	Des Moines IAP Sioux Gtwy ARPT	<b>NEW YORK</b>	Hancock Field Niagara Falls IAP Schenectady Airport Stewart IAP Francis S. Gabreski Arprt	<b>VIRGINIA</b>	Richmond IAP
<b>KANSAS</b>	Forbes Field McConnell AFB			<b>WASHINGTON</b>	Fairchild AFB
<b>KENTUCKY</b>	Standiford Field	<b>N. CAROLINA</b>	Charlotte/ Douglas IAP	<b>W. VIRGINIA</b>	EWVR/Shepherd Fld Yeager Airport
<b>LOUISIANA</b>	NAS JRB New Orleans			<b>WISCONSIN</b>	Truax Field Gen Mitchell IAP
<b>MAINE</b>	Bangor IAP	<b>N. DAKOTA</b>	Hector IAP	<b>WYOMING</b>	Cheyenne MAP

OPR: AF/ILXB, Mrs. N. Whitehurst, (703) 697-5779 or DSN 227-5779

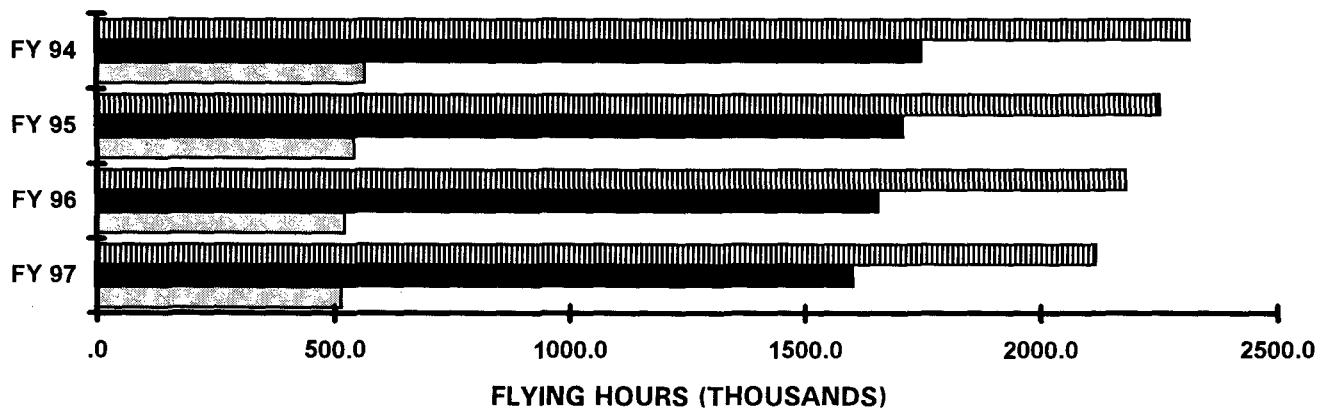
Table E-11

**FLYING HOURS (FH) STRATIFIED BY  
REGULAR AND RESERVE FORCES, MAJCOM, AND FOA  
(FLYING HOURS IN THOUSANDS)**

(1)

	FY 91 (2)	FY 92	FY 93	FY 94	FY 95	FY 96	FY 97
PROGRAMMED FH	3200.4	2830.5	2593.1	2398.0	2254.1	2239.4	2205.9
ACTUAL FH	3665.5	2767.2	2544.2	2316.9	2252.7	2181.2	2118.2
% ACTUAL vs. PROGRAMMED	114.5	97.8	98.1	96.6	99.9	97.4	96.1
<b>REGULAR/RESERVE FORCE</b>							
Regular Forces	2960.5	2189.0	1965.5	1749.9	1709.2	1656.8	1603.1
Reserve Forces	705.1	578.2	578.7	567.0	543.6	524.4	515.1
<b>MAJCOM/FOA DETAIL</b>							
AF Academy	28.7	31.2	22.0	12.1	13.6	11.8	12.2
AF Materiel Command	-	7.7	38.9	39.6	35.9	33.7	29.5
AF Logistics Command (3)	5.7	3.9	(3)	(3)	(3)	(3)	(3)
AFR Forces	207.8	150.4	144.9	155.2	141.0	144.1	139.0
Air Forces Europe	233.9	152.4	146.7	128.5	114.4	103.6	98.6
AF Systems Command (3)	38.3	26.9	(3)	(3)	(3)	(3)	(3)
ANG Forces	497.3	427.8	433.9	411.8	402.6	380.3	376.1
Air Training Command (7)	602.1	494.8	417.9	(7)	(7)	(7)	(7)
Air Mobility Command	-	212.5	549.8	317.7	341.9	325.1	335.0
Military Airlift Command (4)	871.2	352.6	(4)	(4)	(4)	(4)	(4)
Pacific Air Forces	103.6	128.4	139.9	135.6	135.9	134.8	132.0
Strategic Air Command (5)	402.7	192.7	-	-	-	-	-
Air Combat Command	-	210.3	607.4	573.2	551.5	522.8	450.6
Tactical Air Command (6)	639.7	339.2	(6)	(6)	(6)	(6)	(6)
Special Operations Command	34.5	36.4	38.7	51.1	50.0	48.8	47.5
Space Command	-	-	4.2	16.1	14.8	14.4	12.5
Air Education & Training Command	-	-	-	476.1	453.7	461.8	485.0

**AF FLYING HOURS**



□ RESERVES ■ REGULAR ▨ TOTAL

- (1) Totals do not include flying hours for classified aircraft.
- (2) Actual. Totals may not reconcile due to rounding. Hours include Desert Shield/Storm.
- (3) Became Air Force Materiel Command, Jul 92.
- (4) Renamed Air Mobility Command, Jul 92.
- (5) Became part of Pacific Air Forces, Air Mobility Command, & Air Combat Command, Jul 92.
- (6) Renamed Air Combat Command, Jul 92.
- (7) Renamed Air Education Training Command



Table E-12

**AF FLYING HOURS (FH) STRATIFIED BY  
AIRCRAFT MISSION/DESIGNATION  
(FLYING HOURS IN THOUSANDS)  
(1) & (2)**

	FY 92	FY 93	FY 94	FY 95	FY 96	FY 97
<b>TOTAL</b>	<b>2151.5</b>	<b>1958.9</b>	<b>1798.8</b>	<b>1727.7</b>	<b>1706.8</b>	<b>1603.0</b>
<b>ATTACK</b>	<b>91.2</b>	<b>49</b>	<b>55.7</b>	<b>54.2</b>	<b>58.8</b>	<b>59.8</b>
A-7	0.9	-	-	-	-	-
A-10	85.6	43.8	48.6	49.3	52.4	52.3
A-37	0.4	0.3	0.3	-	-	-
AC-130	4.3	4.9	6.8	4.9	6.4	7.5
<b>BOMBER</b>	<b>103.1</b>	<b>84.9</b>	<b>62.9</b>	<b>51.5</b>	<b>50.1</b>	<b>44.8</b>
B-1	27.6	29.4	29.8	26.0	23.3	20.2
B-2	0.4	0.5	0.9	2.5	3.3	3.7
B-52	69.2	52.3	32.2	23.0	23.5	20.9
F-111G	5.9	2.7	-	-	-	-
<b>CARGO/TRANSPORT</b>	<b>503.4</b>	<b>486.8</b>	<b>392.1</b>	<b>426.2</b>	<b>409.3</b>	<b>368.4</b>
C-5	54.5	65.9	61.9	52.1	55.2	50.6
C-9	27.3	26.2	25.7	26.2	24.8	23.3
C-12	22.7	21.6	13.2	20.4	5.2	4.7
C-17	0.5	1.3	4.3	13.0	21.1	26.5
C-18	1.3	1.3	-	-	-	-
C-20	7.0	6.3	6.8	6.6	6.8	6.3
C-21	45.3	45.8	47.8	49.7	48.0	44.8
C-22	0.1	-	-	-	-	-
C-23	0.4	0.7	0.6	0.4	0.4	0.1
C-25	-	0.6	0.5	0.7	0.7	0.6
C-27	-	4.8	5.4	5.4	5.4	3.7
CT-39	0.1	0.3	0.1	-	-	-
C-130	119.6	117.0	106.8	107.2	111.5	102.7
C-135	5.4	3.1	2.4	2.3	2.6	1.0
C-137	3.4	4.1	4.3	3.4	2.4	3.2
C-141	215.8	187.8	112.3	138.8	125.2	100.9
<b>FIGHTER/INTERCEPTOR</b>	<b>556.8</b>	<b>492.7</b>	<b>460.8</b>	<b>457.0</b>	<b>426.0</b>	<b>408.8</b>
F-4	18.9	12.1	11.9	12.8	6.7	3.8
F-15	193.7	193.3	189.0	183.9	178.1	170.5
F-16	268.8	239.7	224.4	227.4	224.0	221.8
F-106	0.1	0.1	-	-	-	-
F-111	63.8	34.8	23.5	20.1	6.2	-
F-117	11.5	12.7	12.0	12.8	13.0	12.7
<b>HELICOPTER</b>	<b>53.0</b>	<b>59.0</b>	<b>52.6</b>	<b>51.5</b>	<b>52.5</b>	<b>51.2</b>
HH-1/UH-1	8.1	9.2	6.2	4.6	3.1	2.0
UH-1	19.4	19.8	18.2	18.6	18.2	18.8
HH-3	3.7	2.9	1.2	-	-	-
CH-53	0.6	0.5	-	-	-	-
MH-53/TH-53	11	11.3	11.4	10.9	13.6	13.0
HH-60	4.3	9.7	10.6	13.0	13.5	13.5
MH-60	5.9	5.6	5.0	4.4	4.1	3.9

Table E-12

**AF FLYING HOURS (FH) STRATIFIED BY  
AIRCRAFT MISSION/DESIGNATION  
(FLYING HOURS IN THOUSANDS)  
(1) & (2)**

	FY 92	FY 93	FY 94	FY 95	FY 96	FY 97
<b>OBSERVATION/UTILITY</b>	33.4	33.7	40.0	38.0	39.0	37.3
OA-10	30.2	31.9	38.1	34.9	38.0	35.3
OV-10	0.9	-	-	-	-	-
OA-37	0.4	0.3	0.1	0.2	-	-
UV-18	1.9	1.5	1.8	1.8	1.9	2.0
<b>RECON/ELECT</b>	97.1	86.0	95.4	89.0	84.2	74.3
E-3	28.9	28.1	26.3	25.1	25.0	21.8
E-4	1.8	1.3	1.5	1.7	1.4	1.3
E-8	0.5	1.2	0.6	0.5	0.7	1.3
E-9	-	-	0.6	-	0.6	0.6
RF-4	5.7	0.2	0.2	0.06	-	-
EC-18	1	-	11.2	0.7	0.6	0.4
EF-111	10.5	8.6	8.4	9.6	8.5	7.3
DC-130	0.3	0.1	-	-	-	-
EC-130	10.7	10.1	12.2	12.1	11.2	10.2
MC-130	8.7	11.7	15.1	15.9	14.6	22.7
WC-130	(3)	-	-	0.01	0.01	0.01
EC-135	11	5.9	5.3	6.9	5.1	5.1
RC-135	13.9	14.8	12.9	14.3	14.2	11.7
TC-135	1.5	1.6	1.6	1.9	1.4	1.6
WC-135	2.6	2.4	0.5	0.2	0.9	0.6
<b>RESCUE (HC-130)</b>	14.3	13.7	14.4	14.4	8.9	2.5
<b>TANKER</b>	190.8	192.5	180.4	146.0	137.7	139.1
KC-10	32.4	42.6	38.5	35.6	38.4	36.7
KC-135	158.4	149.9	122.3	110.4	99.3	99.4
<b>TRAINER</b>	492.0	460.6	416.3	372.9	372.9	393.6
TG-3	-	-	0.4	0.6	-	0.4
TG-4	-	-	6.1	6.5	5.6	5.4
TG-7	2.8	2.4	2.6	3.3	2.6	2.8
TG-9	-	-	0.5	0.7	0.8	0.7
T-1	-	18.7	32.3	41.1	48.2	58.4
T-3	-	-	2.7	23.0	30.3	27.0
T-33	0.2	0.1	-	-	-	-
T-37	218.5	182.2	152.0	134.7	144.1	159.9
T-38	235.5	225.9	195.2	155.3	134.7	135.0
T-39	1.9	1.6	1.1	0.2	0.3	0.09
T-41	26.3	23.8	17.9	0.7	0.6	0.6
T-43	6.8	5.9	6.0	6.8	5.7	5.3
<b>OTHER</b>	18.4	-	46.3	28.1	84.5	13.9

FOOTNOTES: (1) Totals do not include flying hours for classified aircraft.

(2) Totals may not add due to rounding.

OPR: AF/XOOT, Ms. D. O'Neil

Table E-13

**FLYING HOURS (FH) STRATIFIED BY  
AF RESERVE MISSION/DESIGNATION  
(FLYING HOURS IN THOUSANDS)**

	FY 92	FY 93	FY 94	FY 95	FY 96	FY 97
<b>TOTAL (1)</b>	135.52	199.4	158.2	141.0	154.1	169.5
<b>ATTACK</b>	22.2	74.4	17.7	12.7	9.0	12.2
A-10	22.2	16.8	14.5	11.1	9.0	(3) 12.2
AC-130	-	57.6	3.2	1.6	-	-
<b>TRANSPORT</b>	47.8	57.6	63.3	59.5	63.7	59.1
C-5	8.8	8.4	11.4	9.4	9.3	8.4
C-130	34.5	40.1	37.6	35.2	39.3	35.7
C-141	4.5	9.1	14.3	14.9	15.1	14.0
<b>FIGHTER/INTERCEPTOR</b>	33.4	30.9	30.3	24.5	18.5	15.2
F-4	-	-	-	-	-	-
F-16	33.4	30.9	30.3	24.5	18.5	15.2
<b>HELICOPTER</b>	4.82	5.0	7.3	0.5	5.4	4.0
H-1	0.02	-	-	-	-	-
H-3	2.0	-	-	-	-	-
HH-3	0.3	-	-	-	-	-
MH-60	0.8	1.3	1.7	-	-	-
HH-60	1.3	3.1	5.6	0.5	5.4	4.6
UH-60	0.4	0.6	-	-	-	-
<b>OTHER</b>			2.1	4.1		3.6
<b>RECON/ELEC</b>	2.6	2.0	4.0	5.2	6.6	3.0
<b>RESCUE (HC-130)</b>	3.1	2.8	3.2	3.1	3.3	2.2
<b>BOMBER (B-52)</b>				1.8	2.2	2.4
<b>TANKER</b>	21.6	26.7	30.3	29.6	35.4	37.6
KC-10	10.8	11.0	14.2	11.0	13.9	13.5
KC-135	10.8	15.7	16.1	18.6	21.5	24.1

FOOTNOTE: (1) Totals may not add due to rounding.

(2) These figures reflect data passed to AF/XOOT and not necessarily verified by AFR

(3) Includes OA10 hours

OPR: AF/XOOT, Ms. D. O'Neil

Table E-14

**FLYING HOURS STRATIFIED BY  
AIR NATIONAL GUARD MISSION/DESIGNATION  
(FLYING HOURS IN THOUSANDS)**

(2)

	FY 92	FY 93	FY 94	FY 95	FY 96	FY 97
<b>TOTAL (1)</b>	426.4	433.7	413.8	402.6	380.3	375.8
<b>ATTACK</b>	53.3	23.2	20.2	15.3	16.1	19.3
A-7	29.5	2.8	-	-	-	-
A-10	23.8	20.4	20.2	15.3	16.1	19.3
<b>BOMBER (B-1)</b>	0	0	0.1	2.2	3.2	4.6
<b>CARGO TRANSPORT</b>	114.1	123.8	116.7	115.8	111.5	113.5
C-5	2.9	3.9	3.4	3.7	3.4	3.5
C-12	6.1	5.9	3.7	2.5	-	-
C-21	2.2	2.0	1.9	1.4	1.0	1.9
C-22	2.8	2.7	2.5	2.4	1.9	1.7
C-26	5.7	14.7	17.8	20.1	13.7	14.2
C-130	88.8	86.7	80.9	79.0	84.9	85.8
C-135	-	0.2	0.2	0.3	0.3	0.3
C-141	5.6	7.7	6.3	6.4	6.3	6.1
<b>FIGHTER/INTERCEPTOR</b>	172.1	199.2	188.6	169.6	156.1	151.6
F-4	3.1	6.4	6.9	6.1	2.3	-
F-15	26.2	25.9	24.8	23.5	21.9	21.6
F-16	142.8	166.9	156.9	140.0	131.9	130.0
<b>HELICOPTER</b>	3.8	3.5	4.0	4.8	4.8	4.0
MH-60	1.0	-	-	-	-	-
HH-60	2.8	3.5	4.0	4.8	4.8	4.0
<b>OBSERVATION/UTILITY</b>	5.7	4.0	4.6	10.3	8.4	6.0
OA-10	4.1	4.0	4.6	10.3	8.4	6.0
OA-37	1.6	-	-	-	-	-
<b>RECONNAISSANCE/ELEC</b>	20.9	16.7	10.0	8.1	4.0	3.7
RF-4	17.7	13.3	5.7	4.1	-	-
EC-130	3.2	3.4	4.3	4.0	4.0	3.7
<b>RESCUE (HC-130)</b>	4.3	4.1	4.7	4.7	4.2	4.5
<b>TANKER (KC-135)</b>	48.8	55.9	62.0	70.7	69.6	67.4
<b>TRAINER (T-43)</b>	3.4	3.3	1.2	1.1	1.2	1.2
<b>OTHER</b>	0	0	1.7	0	1.2	0

FOOTNOTES: (1) Totals may not add due to rounding.

(2) These figures reflect data passed to AF/XOOT and not necessarily verified by ANG.

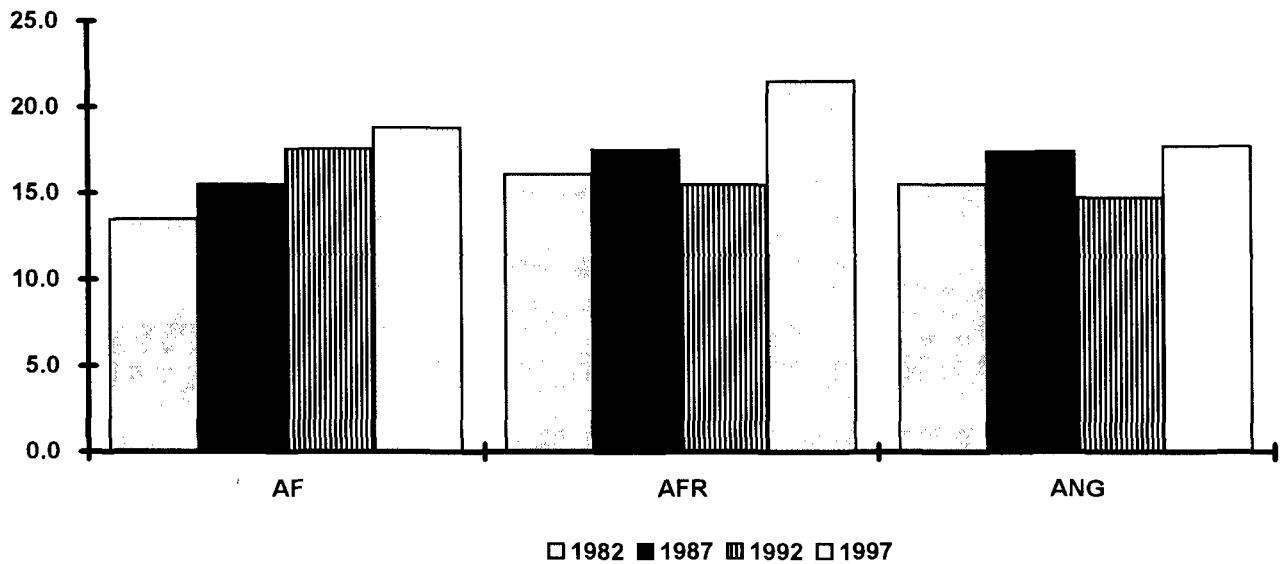
OPR: AF/XOOT, Ms. D. O'Neil

Table E-15

**AF AVERAGE AIRCRAFT AGE TRENDS  
(REGULAR AIR FORCE, AIR FORCE RESERVE, & AIR NATIONAL GUARD)**

FY	ACTIVE AIR FORCE	AIR FORCE RESERVE	AIR NATIONAL GUARD	PERCENT OF AIRCRAFT 9 YEARS OR OLDER
1979	12.2	15.7	14.3	75.1
1980	12.7	16.3	14.9	76.5
1981	13.1	16.5	15.0	75.6
1982	13.5	16.1	15.5	75.6
1983	13.9	16.3	16.2	75.2
1984	14.4	16.4	17.0	72.7
1985	14.7	17.3	17.8	73.3
1986	15.2	17.8	17.8	73.2
1987	15.5	17.5	17.4	78.8
1988	15.9	17.1	17.3	70.9
1989	16.5	15.5	16.8	71.1
1990	16.9	16.5	16.1	71.7
1991	17.4	15.8	15.2	70.4
1992	17.6	15.5	14.7	68.9
1993	17.7	16.5	14.6	68.5
1994	17.7	18.1	15.1	67.1
1995	17.8	18.4	15.9	67.0
1996	17.9	20.6	16.6	69.0
1997	18.8	21.5	17.7	73.1

**AIR FORCES AIRCRAFT AGE**



OPR: AF/XPPE, Ms. Julie McCandless, (703) 614-7237 or DSN 224-7237

Table E-16

**REGULAR AIR FORCE  
AVERAGE AGE OF AIRCRAFT  
BY MISSIONAL CATEGOR**

	FY 92	FY 93	FY 94	FY 95	FY 96	FY 97
<b>AF TOTAL</b>	17.6	17.7	17.7	17.8	17.8	18.0
<b>ATTACK</b>	11.8	12.5	14.2	15.1	16.3	15.7
A-10	11.2	12.1	12.9	13.9	14.9	15.9
NA-37	19.0	20.0	21.0	-	-	-
AC-130H/U	17.8	18.8	17.9	12.6	13.5	14.6
<b>BOMBER</b>	20.6	20.5	19.2	19.6	20.3	21.4
B-1	5.3	6.3	7.3	8.3	9.3	10.3
B-2	1.7	2.0	2.1	2.1	2.5	3.3
B-52	31.4	32.2	32.8	33.8	34.8	35.8
<b>CARGO</b>	19.5	20.7	21.3	21.0	21.4	22.1
C-5	10.9	11.9	12.9	13.8	14.8	15.8
C-9	21.5	22.5	23.5	24.5	25.5	26.5
C-12	11.1	12.1	13.1	16.0	16.9	18.0
C-17	-	-	-	1.6	2.3	2.7
C-18	10.4	11.4	12.4	9.4	10.4	3.4
C-20	6.1	7.1	7.6	8.6	8.9	9.9
C-21	7.7	8.7	9.7	10.7	11.7	12.7
C-23	7.9	8.9	9.9	10.9	11.9	12.9
VC-25	1.9	2.9	3.9	4.9	5.9	6.9
C-27	-	-	-	3.3	4.3	5.4
C-130	22.0	23.6	23.7	24.9	25.9	26.6
C-131	37.5	38.5	39.5	-	-	-
C-135A/B/C/E	30.6	31.6	32.6	33.7	34.6	35.5
C-137	20.5	21.5	22.5	23.5	23.3	24.4
C-141	26.1	27.1	28.1	29.0	30.0	31.0
CT/T-39	31.1	32.0	33.5	34.6	-	-
CT/T-43	-	-	-	-	22.6	23.6
<b>FIGHTER</b>	7.6	7.8	8.0	8.8	8.3	9.2
F-4	22.4	23.3	24.2	25.4	26.9	27.9
F-15	8.3	8.7	9.2	10.0	10.9	11.9
F-16	3.7	4.2	4.6	5.4	6.2	7.1
F-106	17.0	18.0	-	-	-	-
F-111	20.9	21.6	22.2	23.2	-	-
F-117	1.4	2.4	3.4	4.4	5.4	6.4
<b>HELICOPTER</b>	16.5	17.1	17.6	18.4	19.0	20.0
H-1	21.1	22.1	23.2	24.3	25.4	26.5
H-3	23.3	24.0	-	-	-	-
H-53	19.4	20.4	21.4	22.6	23.9	24.9
H-60	3.6	4.4	5.4	6.4	7.4	8.4
<b>TANKER</b>	27.3	28.4	28.2	29.7	30.4	31.5
KC-10	7.7	8.7	9.7	10.7	11.7	12.7
KC-135	31.1	31.9	32.7	33.9	34.8	35.9

Table E-16

**REGULAR AIR FORCE  
AVERAGE AGE OF AIRCRAFT  
BY MISSION/DESIGNATION**

	FY 92	FY 93	FY 94	FY 95	FY 96	FY 97
<b>TRAINER</b>	<b>27.3</b>	<b>28.1</b>	<b>29.0</b>	<b>24.3</b>	<b>23.7</b>	<b>24.3</b>
T-1	-	-	-	1.7	2.2	2.9
T-3	-	-	-	0.7	1.6	2.6
TG-3	-	-	-	4.2	5.6	6.6
TG-4	-	-	-	12.5	11.0	12.0
TG-7	7.0	8.0	9.0	10.0	11.0	12.0
TG-9	-	-	-	8.6	9.6	10.6
TG-10	-	-	-	-	1.6	2.6
TG-11	-	-	-	0.2	1.2	2.2
T-33	40.9	41.9	42.9	-	-	-
T-37	29.8	30.7	31.7	32.5	33.2	34.2
T-38	26.0	26.5	27.2	28.0	29.0	30.2
T-39	-	-	-	-	-	36.6
T-41	25.3	25.7	26.4	25.5	26.5	27.5
T-43	18.5	19.6	20.6	21.6	22.6	23.5
<b>UTIL/OBS/OTH</b>	<b>11.4</b>	<b>11.7</b>	<b>12.7</b>	<b>13.4</b>	<b>14.3</b>	<b>15.2</b>
OA-10	11.2	11.5	12.6	13.8	14.8	15.8
OA-37	16.9	17.9	18.9	-	-	-
U-2	-	-	-	12.3	12.9	13.6
U-26	9.0	10.0	11.0	-	-	-
UV-18	15.0	16.0	17.0	18.0	19.0	13.5
<b>RECONNAISSANCE</b>	<b>21.2</b>	<b>21.9</b>	<b>22.1</b>	<b>23.3</b>	<b>23.4</b>	<b>24.7</b>
EC-18	10.4	11.4	12.4	13.4	14.4	15.4
C-130/EC/MC	24.4	19.1	18.4	19.4	22.0	22.8
C-135RC/EC/WC	30.7	30.5	31.5	32.5	33.3	34.2
EC-137D	-	-	-	-	4.9	5.9
E-3	12.9	13.9	14.9	15.9	16.8	17.8
E-4	18.3	19.3	20.3	21.3	22.3	23.3
E-8	-	-	-	-	0.5	1.2
RF-4	24.9	25.6	-	-	-	-
EF-111	24.2	25.2	26.2	27.2	28.2	29.2
<b>RESCUE (C-130) HC130P</b>	<b>24.6</b>	<b>25.6</b>	<b>26.6</b>	<b>27.6</b>	<b>28.7</b>	<b>29.6</b>

OPR: AF/XPPE, Ms. Julie McCandless, (703) 614-7237 or DSN 224-7237

Table E-17

**AIR FORCE RESERVE  
AVERAGE AGE OF AIRCRAFT  
BY MISSION/DESIGNATION**

	FY 92	FY 93	FY 94	FY 95	FY 96	FY 97
<b>AFR TOTAL</b>	15.6	16.6	18.1	18.4	20.6	21.5
<b>ATTACK</b>	14.4	16.4	18.5	15.1	16.0	17.0
A-10	11.9	12.7	14.1	15.1	16.0	17.0
AC-130	36.0	37.0	38.0	-	-	-
<b>BOMBER (B-52)</b>	-	-	-	33.5	34.5	35.5
<b>CARGO</b>	19.9	20.4	19.3	19.3	20.2	20.7
C-5	21.3	22.3	22.3	24.3	25.3	26.3
C-130	18.8	17.8	15.6	14.4	14.8	14.7
C-141	25.9	26.9	27.9	28.9	30.0	30.9
<b>FIGHTER (F-16)</b>	9.0	9.7	7.9	8.8	8.8	9.8
<b>HELICOPTER</b>	4.8	3.2	4.2	5.2	6.1	7.1
H-3	24.0	-	-	-	-	-
H-60	2.2	3.2	4.2	5.2	6.1	7.1
<b>TANKER (KC-135)</b>	32.9	33.2	33.9	34.9	35.8	36.8
<b>RESCUE (C-130) HC130N/P</b>	25.1	26.1	27.1	27.9	29.7	30.0
<b>RECON</b>	27.8	28.4	24.3	29.7	30.7	31.6
C-130 WC130E/H	27.8	28.4	24.3	29.7	30.7	31.7
C-130 MC130E/P	-	-	-	-	-	31.5

OPR: AF/XPPE, Ms. Julie McCandless, (703) 614-7237 or DSN 224-7237



Table E-18

**AIR NATIONAL GUARD  
AVERAGE AGE OF AIRCRAFT  
BY MISSION/DESIGNATION**

	FY 92	FY 93	FY 94	FY 95	FY 96	FY 97
<b>ANG TOTAL</b>	14.7	14.6	15.1	15.9	16.6	17.7
<b>ATTACK</b>	13.8	13.3	14.0	14.7	15.7	16.8
A-7	18.1	22.1	-	-	-	-
A-10	12.3	13.2	14.0	14.7	15.7	16.8
<b>BOMBER (B-1)</b>				8.3	9.3	10.3
<b>CARGO</b>	16.3	17.1	16.0	16.6	17.2	18.0
C-5	21.5	22.5	23.5	24.4	25.4	26.4
C-12	5.9	6.9	6.7	7.7	-	-
C-21	5.0	6.0	7.0	8.0	9.0	10.0
C-22	7.7	8.7	9.7	10.7	11.7	12.7
C-130	16.9	17.0	15.2	15.6	15.9	16.7
C-141	26.2	27.2	28.2	29.2	30.2	31.2
<b>FIGHTER</b>	10.4	10.4	10.5	10.8	11.3	12.2
F-4	22.0	22.9	23.9	25.0	-	-
F-15	14.8	15.8	16.6	17.6	18.6	19.6
F-16	8.9	8.9	8.8	9.0	10.0	10.8
<b>HELICOPTER (H-60)</b>	3.7	4.2	4.1	4.8	5.9	6.7
<b>TANKER (KC-135)</b>	33.0	33.7	34.4	35.4	36.4	37.4
<b>TRAINER (T-43)</b>	18.5	19.4	20.3	21.3	22.3	-
<b>OTHER</b>	5.7	6.2	6.6	9.3	9.0	12.3
OA-10	10.6	11.6	13.5	14.7	16.0	16.9
C-26	1.6	2.4	3.0	3.4	4.4	4.8
<b>RESCUE (C-130) HC130N/P</b>	21.3	20.4	21.4	22.3	17.5	18.5
<b>RECONNAISSANCE</b>	26.4	27.8	29.0	29.2	32.6	33.6
C-130 EC130E	28.6	29.6	30.6	31.6	32.6	33.6
RF-4	26.2	27.5	28.6	29.6	-	-

OPR: AF/XPPE, Ms. Julie McCandless, (703) 614-7237 or DSN 224-7237

Table E-19

**AVERAGE AGE OF MISSILES AND DRONES  
BY MISSION/DESIGNATION**

	FY 92	FY 93	FY 94	FY 95	FY 96	FY 97
SRAN (AGM-69)	18.6	19.6	20.6	21.6	23.2	24.3
ALCM (AGM-86)	8.4	9.4	10.4	11.4	12.4	13.4
ACM (AGM-129A)	-	-	-	2.8	3.8	4.8
FIREBEE (BQM-34A)	2.9	3.7	3.3	2.9	3.4	3.9
MM I (LGM-30)	21.5	22.5	23.5	21.7	22.7	23.7
PEACEKEEPER (LGM-118)	3.0	3.4	4.3	5.3	6.2	7.1
STREAKER (MQM-107)	3.4	4.1	5.1	6.0	4.9	4.7
SUPER SABRE (Y/QF-100)	35.6	-	-	-	-	-
DELTA DART (Y/QF-106)	32.7	33.8	34.5	-	-	-

OPR: AF/XPPE, Ms. Julie McCandless, (703) 614-7237 or DSN 224-7237

Table E-20

**AIR FORCE INSTALLATION POSTURE**  
**FY 94-97**

	FY 94	FY 95	FY 96	FY 97
<b>GRAND TOTAL</b>	<b>461</b>	<b>305</b>	<b>283</b>	<b>285</b>
<b>MAJOR INSTALLATION (BASE) TOTAL</b>	<b>103</b>	<b>95</b>	<b>88</b>	<b>87</b>
50 States & US Possessions	86	81	75	74
Foreign	17	14	13	13
<b>MINOR INSTALLATION (STATION) TOTAL</b>	<b>123</b>	<b>95</b>	<b>89</b>	<b>88</b>
50 States & US Possessions	111	89	85	84
Foreign	12	6	4	4
<b>SUPPORT SITE TOTAL</b>	<b>235</b>	<b>115</b>	<b>116</b>	<b>110</b>
50 States & US Possessions	182	98	98	94
Foreign	53	17	18	16

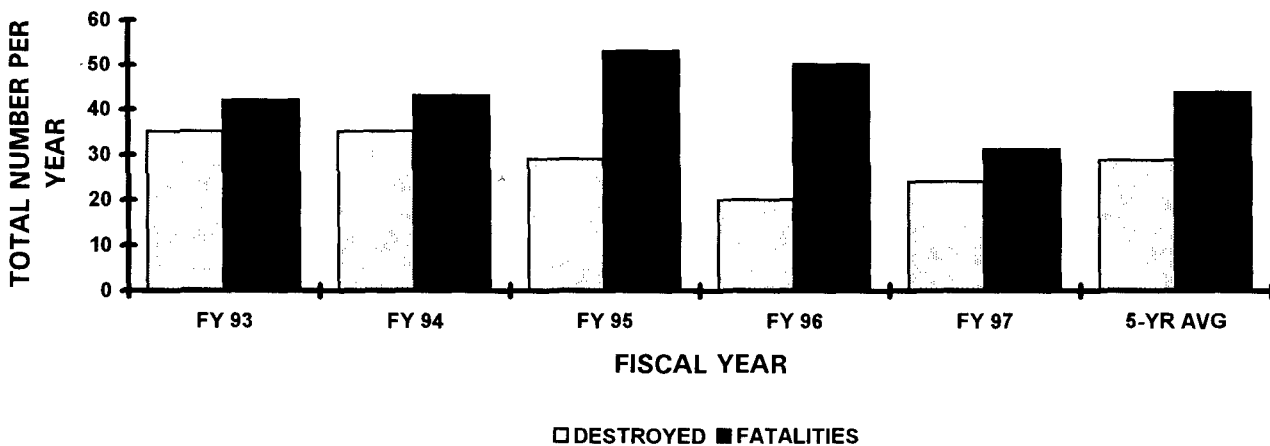
OPR: AF/ILXB, Mrs. N. Whitehurst, (703) 697-5779 or DSN 227-5779

Table E-21

**AIRCRAFT MISHAP AND DESTROY RATES PER  
100,000 FLYING HOURS**  
(1)

	CLASS A MISHAP	FATAL MISHAP	AIRCRAFT DESTROYED
CY 1974	2.9	1.3	2.4
CY 1975	2.8	1.0	2.4
CY 1976	2.8	1.1	2.2
CY 1977	2.8	1.2	2.5
CY 1978	3.2	1.3	2.9
CY 1979	2.9	1.5	2.6
CY 1980	2.6	1.3	2.3
CY 1981	2.4	1.2	2.3
CY 1982	2.3	1.0	2.3
FY 1983 (2)	2.0	1.0	2.0
FY 1984	1.5	0.8	1.5
FY 1985	1.8	0.9	1.6
FY 1986	1.5	0.6	1.6
FY 1987	1.6	0.9	1.6
FY 1988	1.6	0.7	1.4
FY 1989	1.6	0.7	1.4
FY 1990	1.5	0.6	1.5
FY 1991	1.1	0.3	1.0
FY 1992	1.7	0.7	1.8
FY 1993	1.4	0.4	1.4
FY 1994	1.5	0.5	1.5
FY 1995	1.4	0.5	1.3
FY 1996	1.3	0.3	0.9
FY 1997	1.4	0.4	1.2

**AIRCRAFT MISHAPS**




FOOTNOTES: (1) Data are based on major/Class A mishap classification IAW AFI 91-204

(2) Beginning with FY 83, rates on fiscal year vice calendar year basis

OPR: HQ AFSC/SEC, Ms. Atkins, (505) 846-1448 or DSN 246-1448, Kirtland AFB, NM 87117-5671

# SECTION F



**AIR FORCE INDICES,  
RATES AND  
FACTORS**



Table F-1

**GDP DEFLATOR, CONSUMER PRICE INDEX (CPI)  
AND PRODUCER PRICE INDEX (PPI)**

YEAR	GDP DEFLATOR	CPI	PPI
1987	0.739	0.708	0.800
1988	0.766	0.737	0.819
1989	0.798	0.773	0.862
1990	0.833	0.814	0.904
1991	0.866	0.849	0.923
1992	0.890	0.874	0.935
1993	0.913	0.900	0.946
1994	0.935	0.923	0.952
1995	0.959	0.950	0.970
1996	0.981	0.978	0.996
1997	1.000	1.000	1.000

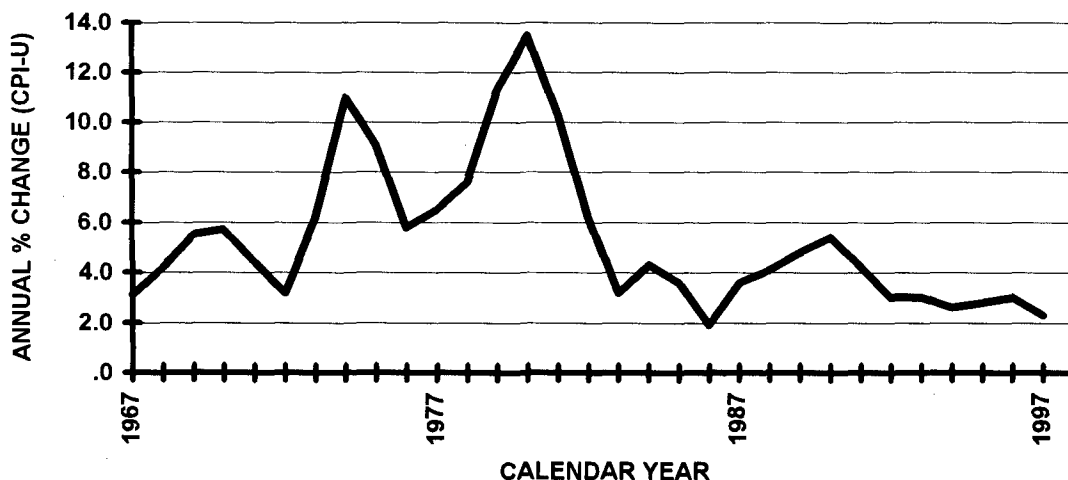
**SOURCE:** Normalized data from Economic Indicators, January 1998 (Monthly report prepared for the Joint Economic Committee by the Council of Economic Advisors). Implicit Price Deflators for Gross Domestic Product, p.2; Producer Prices, p.22; Consumers Prices - All Urban Consumers, p.23.

**OPR:** SAF/FMCEE, Mr. Steve Connair, (703) 695-5220 or DSN 225-5220

Table F-2

**ANNUAL PERCENT CHANGE IN CONSUMER  
PRICE INDEXES (CPI-U) (1)  
Including All Items (2)**

CY	% CHANGE	CY	% CHANGE
1966	2.9	1982	6.2
1967	3.1	1983	3.2
1968	4.2	1984	4.3
1969	5.5	1985	3.6
1970	5.7	1986	1.9
1971	4.4	1987	3.6
1972	3.2	1988	4.1
1973	6.2	1989	4.8
1974	11.0	1990	5.4
1975	9.1	1991	4.2
1976	5.8	1992	3.0
1977	6.5	1993	3.0
1978	7.6	1994	2.6
1979	11.3	1995	2.8
1980	13.5	1996	3.0
1981	10.3	1997	2.3



SOURCE: Derived from Economic Indicator, CPI Table, p. 23

OPR: SAF/FMCEE, Mr. Steve Connair, (703) 695-5220 or DSN 225-5220

FOOTNOTES: (1) The Consumer Price Index (CPI) is a measure of the average change in the prices paid by urban consumers for a fixed market basket of goods and services. The CPI is calculated monthly for two population groups, one consisting only of urban households whose primary source of income is derived from the employment of wage earners and clerical workers (CPI-W), and the other consisting of all urban households (CPI-U). The all-urban consumer index (CPI-U), introduced in 1978, is representative of the 1982-84 buying habits of about 80 percent of the noninstitutional population of the United States at that time.

(2) Major groups include energy, food, shelter, apparel and upkeep, transportation, medical care, fuel oil, electricity, utility (piped) gas, telephone services, and all commodities.



Table F-3

**USAF RAW INFLATION INDICES  
BASED ON OSD INFLATION RATES  
(BASE YEAR FY 97)**

FY	MILITARY COMPENSATION				GENERAL SERVICE WAGE BOARD PAY (3400)	OPS & MAINT. MANAGE. NON-PAY (3400)	RESEARCH DEVELOP. MENT. TESTING EVAL. (3500)	MILITARY CONSTRUCTION (3300)	AIRCRAFT & MISSILE PROCUREMENT (3010/20)	OTHER PROCUREMENT (3080)	FUEL
	BASE PAY (3600)	OTHER EXPENSES (3800)	TOTAL (3500)	RETIREMENT (3300)							
1960	0.127	0.199	0.136	0.258	0.136	0.196	0.200	0.196	0.183	0.199	0.205
1961	0.128	0.202	0.138	0.257	0.147	0.198	0.202	0.198	0.185	0.201	0.210
1962	0.128	0.204	0.137	0.257	0.151	0.201	0.205	0.201	0.188	0.204	0.207
1963	0.129	0.204	0.138	0.255	0.156	0.204	0.208	0.204	0.191	0.207	0.208
1964	0.140	0.212	0.149	0.266	0.163	0.207	0.211	0.207	0.194	0.210	0.208
1965	0.146	0.220	0.155	0.270	0.173	0.211	0.215	0.211	0.197	0.214	0.211
1966	0.156	0.230	0.166	0.282	0.179	0.217	0.221	0.217	0.203	0.220	0.218
1967	0.164	0.246	0.176	0.293	0.187	0.224	0.228	0.224	0.209	0.227	0.226
1968	0.172	0.260	0.186	0.303	0.194	0.232	0.236	0.232	0.217	0.235	0.233
1969	0.186	0.265	0.198	0.319	0.206	0.243	0.247	0.243	0.227	0.246	0.241
1970	0.215	0.274	0.223	0.343	0.230	0.256	0.261	0.256	0.239	0.260	0.250
1971	0.233	0.287	0.240	0.379	0.250	0.269	0.274	0.269	0.251	0.273	0.262
1972	0.272	0.297	0.275	0.404	0.271	0.281	0.287	0.281	0.263	0.285	0.272
1973	0.305	0.311	0.306	0.429	0.287	0.294	0.300	0.294	0.275	0.298	0.283
1974	0.326	0.345	0.328	0.470	0.312	0.317	0.323	0.317	0.296	0.321	0.299
1975	0.347	0.365	0.349	0.537	0.338	0.351	0.358	0.351	0.328	0.356	0.345
1976	0.365	0.386	0.367	0.596	0.365	0.375	0.383	0.375	0.351	0.380	0.370
1970C	0.375	0.396	0.377	0.613	0.381	0.388	0.395	0.387	0.362	0.393	0.385
1977	0.386	0.407	0.388	0.631	0.398	0.401	0.409	0.400	0.374	0.406	0.401
1978	0.412	0.429	0.414	0.679	0.429	0.432	0.436	0.428	0.400	0.434	0.429
1979	0.437	0.463	0.440	0.735	0.455	0.472	0.473	0.469	0.435	0.472	0.496
1980	0.468	0.498	0.471	0.824	0.486	0.517	0.517	0.517	0.477	0.517	0.896
1981	0.542	0.617	0.551	0.916	0.528	0.579	0.579	0.579	0.534	0.579	1.061
1982	0.617	0.655	0.621	0.976	0.558	0.632	0.632	0.632	0.585	0.632	1.044
1983	0.641	0.682	0.646	1.032	0.584	0.663	0.663	0.663	0.638	0.663	0.937
1984	0.661	0.704	0.665	1.068	0.602	0.689	0.689	0.689	0.689	0.689	0.851
1985	0.687	0.725	0.690	1.105	0.636	0.712	0.712	0.712	0.712	0.712	0.815
1986	0.715	0.742	0.717	1.111	0.642	0.732	0.732	0.732	0.732	0.732	0.636
1987	0.731	0.759	0.733	1.148	0.677	0.752	0.752	0.752	0.752	0.752	0.584
1988	0.747	0.779	0.750	1.150	0.738	0.774	0.774	0.774	0.774	0.774	0.488
1989	0.774	0.806	0.777	1.042	0.764	0.807	0.807	0.807	0.807	0.807	0.488
1990	0.803	0.830	0.805	1.081	0.793	0.839	0.839	0.839	0.839	0.839	0.578
1991	0.835	0.859	0.837	1.109	0.824	0.875	0.875	0.875	0.875	0.875	1.083
1992	0.869	0.890	0.871	1.139	0.858	0.900	0.900	0.900	0.900	0.900	0.922
1993	0.903	0.918	0.904	1.008	0.891	0.924	0.924	0.924	0.924	0.924	0.935
1994	0.926	0.935	0.927	1.022	0.921	0.942	0.942	0.942	0.942	0.942	1.067
1995	0.949	0.956	0.950	1.033	0.948	0.960	0.960	0.960	0.960	0.960	0.935
1996	0.972	0.975	0.973	0.981	0.972	0.979	0.979	0.979	0.979	0.979	0.987
1997	1.000	1.000	1.000	1.000	1.000	1.000	1.000	1.000	1.000	1.000	1.000

TABLE COLUMN	CATEGORY	DEFINITION
2	Pay Base	Basic pay, reenlistment bonuses, separation payments, FICA, death gratuities, continuation pay for physicians and dentists, BAQ, and several categories of subsistence pay.
3	Other Expenses	Incentive pay, proficiency pay, interest on savings, flight deck pay, optometrist pay, enlistment bonuses, hostile fire pay, clothing allowance, subsistence-in-kind, family separation pay, station allowance overseas, PCS, and several other items.
4	Total	An appropriate weighting of columns 2 & 3.
5	Retirement	Military retirement pay.
6	Civilian Pay	Pay for GS, wage board, and foreign national direct and indirect hires.

TABLE USE: Raw indices are used to convert constant dollars in one year to constant dollars in another year. Use weighted indices to convert constant to then-year dollars, and vice versa.

Date of SAF/FMCE Issue: 9 January 1997  
 OPR: SAF/FMCEE, Mr. Steve Connair, (703) 695-5220 or DSN 225-5220

Table F-4

**USAF WEIGHTED INFLATION INDICES  
BASED ON OSD INFLATION AND OUTLAY RATES  
(BASE YEAR FY 97)**

FY	OPERATIONS & MAINTENANCE (3400)	RESEARCH DEVELOPMENT, TESTING & EVAL (3600)	MILITARY CONSTRUCTION: AF (3300)	MILITARY CONSTRUCTION: GUARD (3030)	MILITARY CONSTRUCTION: RESERVE (3230)	AIRCRAFT PROGRAMS: MILITARY (3910)	AIRCRAFT PROGRAMS: OTHER (3010)	MISSILE PROGRAMS: SPECIAL (3020)	MISSILE PROGRAMS: OTHER (3020)	OTHER PROGRAMS: SPECIAL (3000)	OTHER PROGRAMS: OTHER (3000)
1960	0.196	0.201	0.199	0.199	0.199	0.187	0.186	0.185	0.186	0.199	0.201
1961	0.198	0.203	0.201	0.201	0.201	0.190	0.189	0.187	0.189	0.202	0.204
1962	0.201	0.206	0.205	0.205	0.205	0.193	0.192	0.190	0.192	0.205	0.208
1963	0.205	0.210	0.208	0.208	0.208	0.196	0.196	0.193	0.195	0.208	0.211
1964	0.208	0.213	0.213	0.213	0.213	0.200	0.200	0.197	0.199	0.211	0.215
1965	0.212	0.217	0.218	0.218	0.218	0.206	0.206	0.202	0.205	0.216	0.221
1966	0.218	0.224	0.225	0.225	0.225	0.213	0.213	0.208	0.212	0.222	0.228
1967	0.225	0.231	0.234	0.234	0.234	0.222	0.221	0.216	0.220	0.229	0.237
1968	0.233	0.240	0.244	0.244	0.244	0.234	0.232	0.225	0.230	0.238	0.248
1969	0.244	0.252	0.257	0.257	0.257	0.246	0.244	0.237	0.242	0.249	0.261
1970	0.258	0.266	0.271	0.271	0.271	0.258	0.256	0.250	0.254	0.263	0.275
1971	0.271	0.279	0.284	0.284	0.284	0.270	0.269	0.261	0.267	0.276	0.288
1972	0.283	0.292	0.299	0.299	0.299	0.287	0.285	0.274	0.282	0.289	0.303
1973	0.297	0.308	0.320	0.320	0.320	0.313	0.308	0.293	0.304	0.304	0.326
1974	0.322	0.333	0.348	0.348	0.348	0.340	0.341	0.319	0.331	0.329	0.371
1975	0.354	0.365	0.378	0.378	0.378	0.364	0.369	0.343	0.359	0.359	0.403
1976	0.379	0.396	0.405	0.405	0.405	0.388	0.408	0.376	0.398	0.385	0.455
1977	0.405	0.420	0.435	0.435	0.435	0.419	0.422	0.395	0.417	0.410	0.460
1978	0.438	0.455	0.473	0.473	0.473	0.458	0.459	0.452	0.447	0.439	0.502
1979	0.478	0.491	0.558	0.558	0.558	0.469	0.511	0.473	0.493	0.474	0.551
1980	0.527	0.546	0.588	0.601	0.581	0.480	0.572	0.522	0.562	0.528	0.609
1981	0.587	0.604	0.635	0.636	0.629	0.548	0.623	0.580	0.617	0.585	0.652
1982	0.642	0.646	0.681	0.674	0.673	0.587	0.656	0.617	0.660	0.638	0.675
1983	0.671	0.676	0.706	0.713	0.695	0.644	0.695	0.661	0.699	0.671	0.701
1984	0.697	0.702	0.727	0.729	0.720	0.693	0.724	0.701	0.729	0.694	0.722
1985	0.720	0.726	0.743	0.741	0.741	0.715	0.748	0.722	0.750	0.717	0.746
1986	0.742	0.744	0.765	0.756	0.757	0.735	0.775	0.740	0.785	0.737	0.778
1987	0.770	0.778	0.792	0.783	0.782	0.756	0.807	0.769	0.819	0.758	0.807
1988	0.795	0.798	0.821	0.826	0.816	0.780	0.846	0.792	0.849	0.779	0.838
1989	0.828	0.837	0.852	0.848	0.851	0.812	0.874	0.820	0.886	0.813	0.867
1990	0.861	0.863	0.901	0.909	0.919	0.845	0.902	0.853	0.903	0.844	0.893
1991	0.894	0.895	0.925	0.918	0.932	0.879	0.935	0.887	0.929	0.878	0.915
1992	0.920	0.921	0.941	0.934	0.953	0.904	0.954	0.914	0.941	0.910	0.941
1993	0.935	0.941	0.962	0.957	0.972	0.927	0.968	0.938	0.960	0.932	0.956
1994	0.957	0.957	0.983	0.974	0.980	0.945	0.984	0.961	0.981	0.951	0.977
1995	0.975	0.976	0.996	0.998	0.998	0.964	1.003	0.980	0.992	0.970	0.996
1996	0.995	0.995	1.017	1.017	1.017	0.983	1.024	1.001	1.010	0.990	1.017
1997	1.016	1.016	1.039	1.038	1.038	1.004	1.046	1.022	1.031	1.011	1.038

NOTE: "Special" appropriations refer to programs classified as secret.

TABLE USE: Weighted indices are used to convert constant dollars to then-year dollars, and vice versa. Use raw indices to convert constant dollars in one year to constant dollars in another year. Weighted indices for each appropriation are based on outlay rates for TOA excluding PAY and POL and should be used accordingly. For PAY and POL, use raw indices.

Date of SAF/FMCE Issue: 9 January 1997

OPR: SAF/FMCEE, Mr. Steve Connair, (703) 695-5220 or DSN 225-5220

Table F-5

**MILITARY MONTHLY BASIC PAY BY GRADE  
AND YEARS OF SERVICE  
(EFFECTIVE JANUARY 1997)**

<b>COMMISSIONED OFFICERS (1)</b>															
YEARS	<2	>2	>3	>4	>6	>8	>10	>12	>14	>16	>18	>20	>22	>24	>26
O-10 <sup>(2)</sup>	7360	7619	7619	7619	7619	7912	7912	8350	8350	8947	8947	9017	9017	9017	9017
O-9	6523	6694	6837	6837	6837	7010	7010	7302	7302	7912	7912	8350	8350	8350	8947
O-8	5908	6086	6230	6230	6230	6694	6694	7010	7010	7302	7619	7912	8107	8107	8107
O-7	4909	5243	5243	5243	5478	5478	5796	5796	6086	6694	7154	7154	7154	7154	7154
O-6	3638	3998	4260	4260	4260	4260	4260	4260	4405	5101	5361	5478	5796	5992	6286
O-5	2910	3417	3653	3653	3653	3653	3764	3967	4232	4549	4810	4956	5129	5129	5129
O-4	2453	2987	3186	3186	3245	3389	3620	3823	3998	4173	4288	4288	4288	4288	4288
O-3 <sup>(3)</sup>	2279	2549	2725	3015	3159	3272	3449	3620	3709	3709	3709	3709	3709	3709	3709
O-2 <sup>(3)</sup>	1988	2171	2608	2696	2752	2752	2752	2752	2752	2752	2752	2752	2752	2752	2752
O-1 <sup>(3)</sup>	1726	1796	2171	2171	2171	2171	2171	2171	2171	2171	2171	2171	2171	2171	2171

<b>COMMISSIONED OFFICERS WITH OVER 4 YEARS SERVICE AS ENLISTED PERSONNEL</b>															
YEARS	<2	>2	>3	>4	>6	>8	>10	>12	>14	>16	>18	>20	>22	>24	>26
O-3E	-	-	-	3015	3159	3272	3449	3620	3764	3764	3764	3764	3764	3764	3764
O-2E	-	-	-	2696	2752	2839	2987	3101	3186	3186	3186	3186	3186	3186	3186
O-1E	-	-	-	2171	2319	2405	2492	2578	2696	2696	2696	2696	2696	2696	2696

<b>ENLISTED PERSONNEL</b>															
YEARS	<2	>2	>3	>4	>6	>8	>10	>12	>14	>16	>18	>20	>22	>24	>26
E-9	-	-	-	-	-	-	2702	2762	2825	2890	2955	3012	3170	3293	3479
E-8	-	-	-	-	-	2266	2331	2392	2454	2519	2576	2640	2795	2919	3107
E-7	1582	1708	1771	1833	1895	1956	2018	2081	2175	2237	2299	2329	2486	2609	2795
E-6	1361	1484	1545	1611	1671	1731	1795	1887	1947	2009	2040	2040	2040	2040	2040
E-5	1194	1300	1363	1422	1516	1578	1640	1700	1931	1731	1731	1731	1731	1731	1731
E-4	1114	1176	1246	1342	1395	1395	1395	1395	1395	1395	1395	1395	1395	1395	1395
E-3	1050	1107	1151	1197	1197	1197	1197	1197	1197	1197	1197	1197	1197	1197	1197
E-2	1010	1010	1010	1010	1010	1010	1010	1010	1010	1010	1010	1010	1010	1010	1010
E-1 <sup>(4)</sup>	901	901	901	901	901	901	901	901	901	901	901	901	901	901	901

Amounts have been rounded to the nearest dollar. Basic pay while serving as Chief Master Sergeant of the Air Force is \$4,227.90, regardless of cumulative years of service.

- FOOTNOTES: (1) Basic pay is limited to \$9,016.80 regardless of cumulative years of service.  
 (2) Amount used for benefits calculation only; actual basic pay rate does not exceed legal cap of \$9,016.80.  
 (3) Does not apply to commissioned officers who have been credited with over 4 years enlisted service.  
 (4) Basic pay for E-1s with less than four months of service is \$833.40.

OPR: SAF/FMPC, Mr. Mike Miller, (703) 695-0140 or DSN 225-0140

Table F-6

**MILITARY MONTHLY BASIC ALLOWANCE FOR QUARTERS &  
BASIC ALLOWANCE FOR SUBSISTENCE  
(EFFECTIVE JANUARY 1997)**

<b>BASIC ALLOWANCE FOR QUARTERS WITHOUT DEPENDENTS</b>			
PAY GRADE	FULL RATE (1)	PARTIAL RATE (2)	WITH DEPENDENTS
0-10	824.70	50.70	1015.20
0-9	824.70	50.70	1015.20
0-8	824.70	50.70	1015.20
0-7	824.70	50.70	1015.20
0-6	756.60	39.60	914.10
0-5	728.70	33.00	881.10
0-4	675.30	26.70	776.70
0-3	541.20	22.20	642.60
0-2	429.30	17.70	548.70
0-1	361.50	13.20	490.50
<b>COMMISSIONED OFFICERS WITH OVER 4 YEARS SERVICE AS ENLISTED MEMBER</b>			
0-3E	584.40	22.20	690.60
0-2E	496.80	17.70	623.10
0-1E	427.20	13.20	575.70
<b>ENLISTED</b>			
E-9	500.40	18.60	659.70
E-8	459.30	15.30	608.10
E-7	392.40	12.00	564.60
E-6	355.20	9.90	521.70
E-5	327.60	8.70	469.20
E-4	285.00	8.10	408.00
E-3	279.60	7.80	379.80
E-2	227.10	7.20	361.50
E-1	202.50	6.90	361.50

<b>Basic Allowance for Subsistence (3)</b>		
<b>Officers</b>		\$154.16/Month
<b>Enlisted, When:</b>	<b>E-1 &lt; 4 Months</b>	<b>All Others</b>
On leave or authorized to mess separately	\$6.79/Day	\$7.36/Day
Rations in-kind are not available	\$7.65/Day	\$8.30/Day
On duty under emergency conditions	\$10.16/Day	\$10.99/Day

**FOOTNOTES:** (1) Payment of the full rate of basic allowance for quarters at these rates to members of the uniformed services without dependents is authorized by 37 USC 403 Part IV, and of Executive Order 11157, as amended.

(2) Payment of the partial rate of basic allowance for quarters at these rates to members of the uniformed services without dependents who, under 37 USC 403(B) or 403(c), are not entitled to the full rate of basic allowance for quarters, is authorized by 37 U.S.C. 1009(c)(2) and Part IV of Executive Order 11157, as amended.

(3) Within U.S. (except Alaska & Hawaii), where government messing facilities are not available.

OPR: SAF/FMPC, Mr. Mike Miller, (703) 695-0140 or DSN 225-0140

Table F-7

**FY 1997**  
**MILITARY ANNUAL STANDARD COMPOSITE PAY**  
**BASED ON FY 99 PRESIDENT'S BUDGET**  
**(INCLUDES 3.0% PAY RAISE EFFECTIVE 1 JANUARY 1997)**

GRADE	BASIC PAY	RETIRED PAY ACCRUAL	BAQ/VHA	INCEN-TIVE & SPECIAL PAY	MISC	AVERAGE RATE WITHOUT PCS	PCS	TOTAL ANNUAL COMPO-SITE RATE
<b>OFFICER</b>								
<b>Average</b>	42,831	13,963	7,652	4,767	8,606	77,820	3,563	81,383
<b>O-10</b>	108,202	35,262	1,296	3,346	20,881	168,987	3,563	172,550
<b>O-9</b>	106,561	34,740	1,197	1,830	14,755	159,085	3,563	162,648
<b>O-8</b>	96,550	31,474	3,772	1,414	13,879	147,086	3,563	150,649
<b>O-7</b>	85,209	27,777	4,715	2,034	11,667	131,399	3,563	134,962
<b>O-6</b>	71,800	23,407	9,033	7,097	13,249	124,586	3,563	128,149
<b>O-5</b>	58,066	18,930	10,355	6,069	10,878	104,298	3,563	107,861
<b>O-4</b>	47,401	15,453	8,981	7,291	9,385	88,511	3,563	92,074
<b>O-3</b>	38,867	12,671	7,183	4,786	8,127	71,634	3,563	75,197
<b>O-2</b>	30,005	9,782	5,147	468	6,384	51,785	3,563	55,348
<b>O-1</b>	22,329	7,279	4,695	385	5,105	39,793	3,563	43,356

NOTE: THE RATE OF BASIC PAY FOR GENERALS IS LIMITED BY LEVEL V OF THE EXECUTIVE SCHEDULE WHICH is \$108,202.

<b>CADET</b>								
	6,697				2,349	9,046	179	9,225
<b>ENLISTED</b>								
<b>Average</b>	18,674	6,088	3,271	180	6,192	34,405	1,760	36,165
<b>E-9</b>	39,275	12,804	7,168	200	8,229	67,676	1,760	69,436
<b>E-8</b>	32,381	10,556	6,382	233	7,663	57,216	1,760	58,976
<b>E-7</b>	27,428	8,942	5,546	230	7,162	49,307	1,760	51,067
<b>E-6</b>	23,486	7,656	4,710	220	6,931	43,003	1,760	44,763
<b>E-5</b>	19,642	6,403	3,675	190	6,585	36,495	1,760	38,255
<b>E-4</b>	15,771	5,141	2,745	167	6,033	29,857	1,760	31,617
<b>E-3</b>	12,834	4,184	1,488	139	5,086	23,732	1,760	25,492
<b>E-2</b>	12,033	3,923	858	128	4,812	21,754	1,760	23,514
<b>E-1</b>	9,975	3,252	530	116	4,333	18,205	1,760	19,965

OPR: SAF/FMBOP, Ms. Jane Selkirk, (703) 695-0036 or DSN 225-0036

Table F-8

**AF MILITARY STANDARD COMPOSITE PAY TRENDS  
(BY GRADE, DOLLARS IN THOUSANDS)**

(1)

	FY 93	FY 94	FY 95	FY 96	FY 97
<b>OFFICER</b>					
General	171.7	172.1	179.4	171.5	172.6
Lieutenant General	151.4	155.1	163.5	163.5	162.6
Major General	138.9	142.3	147.8	149.3	150.6
Brigadier General	123.8	126.3	132.0	134.1	135.0
Colonel	113.9	116.7	124.8	127.2	128.1
Lieutenant Colonel	96.9	99.0	104.2	107.0	107.9
Major	82.7	84.9	89.8	91.4	92.1
Captain	69.8	71.9	72.2	74.0	75.2
1st Lieutenant	49.3	50.5	52.1	54.4	55.3
2nd Lieutenant	37.3	38.4	40.3	41.8	43.4
<b>CADET</b>	<b>8.8</b>	<b>8.9</b>	<b>9.3</b>	<b>9.2</b>	<b>9.2</b>
<b>ENLISTED</b>					
Chief Master Sergeant	63.5	63.5	68.0	67.7	69.4
Senior Master Sergeant	53.3	53.3	57.7	57.6	59.0
Master Sergeant	45.8	45.8	50.0	49.7	51.1
Technical Sergeant	40.3	40.0	43.9	43.4	44.8
Staff Sergeant	34.4	33.8	37.6	37.1	38.3
Sergeant	28.3	27.7	31.3	30.6	31.6
Airman 1st Class	23.3	22.6	25.8	25.0	25.5
Airman	21.4	20.6	23.6	22.9	23.5
Airman Basic	18.0	17.1	20.0	19.4	20.0

FOOTNOTE: (1) Includes 36.4% of Basic Pay in Retirement Accrual in FY 93, 36.0% in FY 94, 35.5% in FY 95, 32.9% in FY 96, and 32.6% in FY 97.

OPR: SAF/FMBOP, Ms. Jane Selkirk, (703) 695-0036 or DSN 225-0036

Table F-9

**CIVILIAN PAY SCHEDULE  
(EFFECTIVE JANUARY 1997)**

EXECUTIVE SCHEDULE (EX) EMPLOYEES				
<u>LEVEL V</u>	<u>LEVEL IV</u>	<u>LEVEL III</u>	<u>LEVEL II</u>	<u>LEVEL I</u>
108,200	115,700	123,100	133,600	148,400

MEMBERS, BOARDS OF CONTRACT APPEALS (CA)	
CHAIRMAN	115,700
VICE CHAIRMAN	112,229
OTHER MEMBERS	108,758

SENIOR EXECUTIVE SERVICE (SES) EMPLOYEES					
<u>ES-1</u>	<u>ES-2</u>	<u>ES-3</u>	<u>ES-4</u>	<u>ES-5</u>	<u>ES-6</u>
97,000	101,600	106,200	111,900	115,700	115,700

ADMINISTRATIVE LAW JUDGES	
AL-3/A	75,205
AL-3/B	80,990
AL-3/C	86,775
AL-3/D	92,560
AL-3/E	98,345
AL-3/F	104,130
AL-2	109,915
AL-1	115,700

SENIOR LEVEL (SL & ST)	
MINIMUM	85,073
MAXIMUM	115,700

**GENERAL SCHEDULE (GS) EMPLOYEES**

STEP	1	2	3	4	5	6	7	8	9	10
<b>GRADE</b>										
GS-1	12,669	13,091	13,512	13,932	14,355	14,602	15,017	15,436	15,454	15,844
GS-2	14,243	14,583	15,055	15,454	15,628	16,088	16,548	17,008	17,468	17,928
GS-3	15,542	16,060	16,578	17,096	17,614	18,132	18,650	19,168	19,686	20,204
GS-4	17,447	18,029	18,611	19,193	19,775	20,357	20,939	21,521	22,103	22,685
GS-5	19,520	20,171	20,822	21,473	22,124	22,775	23,426	24,077	24,728	25,379
GS-6	21,758	22,483	23,208	23,933	24,658	25,383	26,108	26,833	27,558	28,283
GS-7	24,178	24,984	25,790	26,596	27,402	28,208	29,014	29,820	30,626	31,432
GS-8	26,777	27,670	28,563	29,456	30,349	31,242	32,135	33,028	33,921	34,814
GS-9	29,577	30,563	31,549	32,535	33,521	34,507	35,493	36,479	37,465	38,451
GS-10	32,571	33,657	34,743	35,829	36,915	38,001	39,087	40,173	41,259	42,345
GS-11	35,786	36,979	38,172	39,365	40,558	41,751	42,944	44,137	45,330	46,523
GS-12	42,890	44,320	45,750	47,180	48,610	50,040	51,470	52,900	54,330	55,760
GS-13	51,003	52,703	54,403	56,103	57,803	59,503	61,203	62,903	64,603	66,303
GS-14	60,270	62,279	64,288	66,297	68,306	70,315	72,324	74,333	76,342	78,351
GS-15	70,894	73,257	75,620	77,983	80,346	82,709	85,072	87,435	89,798	92,161

OPR: AF/DPCE, Mr. P. Seneschal, (703) 695-7384 or DSN 225-7384

Table F-10

**MILITARY AND CIVILIAN PAY INCREASE TRENDS  
(AS A PERCENT)**

EFFECTIVE DATE	MILITARY PAY (1)	CIVILIAN PAY (2)	EFFECTIVE DATE	MILITARY PAY (1)	CIVILIAN PAY (2)
28 October 1949	-	4.0%	1 October 1973	4.8%	4.8%
30 June 1951	-	10.0%	1 October 1974	5.5%	5.5%
1 May 1952	10.9%	-	1 October 1975	5.0%	5.0%
28 February 1955	-	7.5%	1 October 1976	4.8%	4.8%
1 April 1955	2.8%	-	1 October 1977	7.05%	7.0%
1 January 1958	-	10.0%	1 October 1978	5.5%	5.5%
1 June 1958	6.3%	-	1 October 1979	7.0%	7.0%
1 July 1960	-	7.5%	1 October 1980	9.1%	9.1%
11 October 1962	-	5.5%	1 October 1981	4.8%	4.8%
1 October 1963	8.4%	-	1 October 1982	4.0%	4.0%
1 January 1964	-	4.1%	1 January 1984	4.0%	3.5%
1 July 1964	-	4.2%	1 January 1985	3.5%	3.5%
1 September 1964	1.4%	-	1 October 1985	-	-
1 September 1965	6.4%	-	1 January 1987	3.0%	3.0%
1 October 1965	-	3.6%	1 January 1988	2.0%	2.0%
1 July 1966	2.8%	2.9%	1 January 1989	4.1%	4.1%
1 October 1967	4.5%	4.5%	1 January 1990	3.6%	3.6%
1 July 1968	4.9%	4.9%	1 January 1991	4.1%	4.1%
1 July 1969	9.1%	9.1%	1 January 1992	4.2%	4.2%
27 December 1969	6.0%	6.0%	1 January 1993	3.7%	3.7%
1 January 1971	6.0%	6.0%	1 January 1994	2.2%	-
14 November 1971	13.1%	-	1 January 1995	2.6%	2.0%
1 January 1972	5.5%	5.5%	1 January 1996	2.4%	2.0%
1 January 1973	5.1%	5.1%	1 January 1997	3.0%	2.3%

FOOTNOTES: (1) Includes Basic Pay, Allowance for Subsistence, and Basic Allowance for Quarters.

(2) These pay increases apply to GS/GM employees only.

OPR: (MILITARY) SAF/FMBOP, Ms. Jane Selkirk, (703) 695-0036 or DSN 225-0036;

(CIVILIAN) AF/DPCE, Mr. P. Seneschal, (703) 695-7384 or DSN 225-7384