



**DEPARTMENT OF THE AIR FORCE  
AIR FORCE HISTORICAL RESEARCH AGENCY  
MAXWELL AIR FORCE BASE, ALABAMA**

3 Feb 1999

HQ AFHRA/RSA  
600 Chennault Circle  
Maxwell AFB AL 36112-6424

Ms Rozetta T. Moore  
AFCAA/FMR  
1111 Jefferson Davis Highway, Ste 403  
Arlington VA 22202

Dear Ms Moore

Thank you for your request regarding USAF Statistical Digests. We reviewed these documents from FY1964 through FY1980 and verified that they can be declassified in IAW EO 12958. The volumes up to FY1964 were already declassified. You can use this letter as authority to declassified the USAF Statistical Digests from 1945 through 1980, inclusive.

Copies of these documents are available for purchase from this Agency on 16mm microfilm, as follows:

DATES	ROLL
1945-FY1948	A1082
FY1950-53	K1057
FY1954-56	K1058
FY1957-59	K1059
FY1960-63	K1060

If you wish to order any microfilm, please let us know.

Copies may also be available from the Air Force History Support Office, Bolling AFB DC. Please let us know if we can be of further assistance.

Sincerely

ARCHIE DiFANTE

Archivist

Safe Paper Office



# UNITED STATES AIR FORCE STATISTICAL DIGEST

RCS: HAF-ACM(A) 7203

## **FISCAL YEAR 1973**

### **TWENTY-EIGHTH EDITION**

This material contains information affecting the national defense of the United States within the meaning of the Espionage Laws (Title 18, U.S.C., sections 793 and 794), the transmission or revelation of which in any manner to any unauthorized person is prohibited by law.

Retain or destroy this copy in accordance with AFR 205-1. Do not return.

## **PUBLICATION DATE: 31 JULY 1974**

PREPARED BY  
MANAGEMENT INFORMATION DIVISION  
DIRECTORATE OF MANAGEMENT ANALYSIS  
COMPTROLLER OF THE AIR FORCE  
HEADQUARTERS, USAF  
WASHINGTON, D. C. - 20330

CLASSIFIED BY OPR OR SOURCE  
INDICATED ON INDIVIDUAL PAGES  
EXEMPT FROM GENERAL DECLASSIFICATION  
SCHEDULE OF EXECUTIVE ORDER 11652  
EXEMPTION CATEGORY: 3  
DECLASSIFY ON: INDEFINITE



UNCL



B

UNCL



UNCLASSIFIED  
DEPARTMENT OF THE AIR FORCE  
HEADQUARTERS UNITED STATES AIR FORCE  
WASHINGTON, D.C.



FOREWORD

The first Statistical Digest was printed in December, 1945 by the Office of Statistical Control, Headquarters, Army Air Forces. Its purpose then, and today, is to provide statistical summaries on Operations, Maintenance, Budget, and related issues.

This is the twenty-eighth edition, now entitled the United States Air Force Statistical Digest. It is the official compilation of Air Force statistics for the fiscal year (AFR 178-10).

The USAF Statistical Digest is compiled and published by the Directorate of Management Analysis, Comptroller of the Air Force (HQ USAF/ACMI). Responsible Air Staff Offices, Major Commands, and Separate Operating Agencies participate by providing camera-ready copy for publication.

The overall classification of this publication is *SECRET*. For classification guidance concerning elements of information in the document, contact the OPR or source indicated. Inquiries or suggestions regarding this publication should be addressed to HQ USAF/ACMI.

*C. T. Spangrud*

C. T. SPANGRUD, Colonel, USAF  
Director, Management Analysis  
Comptroller of the Air Force

CLASSIFIED BY OPR OR SOURCE  
INDICATED ON INDIVIDUAL PAGES  
EXEMPT FROM GENERAL DECLASSIFICATION  
SCHEDULE OF EXECUTIVE ORDER 11652  
EXEMPTION CATEGORY: 3  
DECLASSIFY ON: INDEFINITE

UNCLASSIFIED

**UNCLASSIFIED**

**UNCLASSIFIED**

UNCLASSIFIED  
DEPARTMENT OF THE AIR FORCE  
HEADQUARTERS UNITED STATES AIR FORCE  
WASHINGTON, D.C.



FOREWORD

The first Statistical Digest was printed in December, 1945 by the Office of Statistical Control, Headquarters, Army Air Forces. Its purpose then, and today, is to provide statistical summaries on Operations, Maintenance, Budget, and related issues.

This is the twenty-eighth edition, now entitled the United States Air Force Statistical Digest. It is the official compilation of Air Force statistics for the fiscal year (AFR 178-10).

The USAF Statistical Digest is compiled and published by the Directorate of Management Analysis, Comptroller of the Air Force (HQ USAF/ACMI). Responsible Air Staff Offices, Major Commands, and Separate Operating Agencies participate by providing camera-ready copy for publication.

The overall classification of this publication is *SECRET*. For classification guidance concerning elements of information in the document, contact the OPR or source indicated. Inquiries or suggestions regarding this publication should be addressed to HQ USAF/ACMI.

*C. T. Spangrud*

C. T. SPANGRUD, Colonel, USAF  
Director, Management Analysis  
Comptroller of the Air Force

CLASSIFIED BY OPR OR SOURCE  
INDICATED ON INDIVIDUAL PAGES  
EXEMPT FROM GENERAL DECLASSIFICATION  
SCHEDULE OF EXECUTIVE ORDER 11652  
EXEMPTION CATEGORY: 3  
DECLASSIFY ON: INDEFINITE

UNCLASSIFIED

## TABLE OF CONTENTS

Subject:	Page
FOREWORD . . . . .	I - II
TABLE OF CONTENTS (U) . . . . .	III - IX
HISTORICAL LINEAGE OF USAF MAJOR AIR COMMANDS AND SEPARATE OPERATING AGENCIES (U) . . . . .	XI - XII
OFFICE OF THE SECRETARY OF THE AIR FORCE (U) . . . . .	XIII
AIR STAFF, DEPARTMENT OF THE AIR FORCE (U) . . . . .	XIV
SECRETARY OF DEFENSE AND EXECUTIVES AND COMMANDERS OF THE USAF DURING FY 1973 (U) . . . . .	XV - XVII
CONTINENTAL USAF INSTALLATIONS MAP (U) . . . . .	XVIII
OVERSEAS USAF INSTALLATIONS MAPS (U) . . . . .	XIX

PART I - AIR FORCE UNITS AND CAPABILITIES

AIR FORCE UNITS AND CAPABILITIES . . . . .	1 - 24
Subject:	
(U) INTRODUCTION AND DEFINITIONS (U) . . . . .	1
(U) Table 1 - USAF Combat Forces, by Kind of Unit, by Geographical Area, World-wide, At End of Month - FY 1973 (S) . . . . .	2 - 6
(U) Table 2 - USAF Combat Forces, by Squadrons, by Kind of Unit, World-wide, At End of Quarter - FY 1973 (S) . . . . .	7
(U) Table 3 - USAF Combat Forces, by Kind of Unit, by Command of Assignment, World-wide, At End of Quarter - FY 1973 (S) . . . . .	8 - 10
(U) Table 4 - USAF Combat Forces, Readiness Status of Aircraft and Aircrews in Selected Kinds of Units, by Weapons System - At End of Quarter - FY 1973 (S) . . . . .	11 - 16
(U) Table 5 - USAF Combat Forces, Readiness Status of Missiles, by Weapons System - At End of Quarter - FY 1973 (S) . . . . .	17
(U) Table 6 - USAF Combat Forces, Readiness Ratings, by Kind of Unit - Semiannually - FY 1973 (S) . . . . .	18 - 19
(U) Table 7 - USAF Combat Forces, Readiness Status of Aircraft and Aircrews in Southeast Asia, by Weapons System - At End of Quarter - FY 1973 (S) . . . . .	20 - 24

PART II - SAFETY

AIRCRAFT ACCIDENTS . . . . .	25 - 38
Subject:	
(U) INTRODUCTION AND DEFINITIONS (U) . . . . .	25
(U) Table 8 - USAF Aircraft Flight Accidents, Fatalities, and Aircraft Destroyed, by Command, World-wide - FY 1973 (FOUO) . . . . .	26
(U) Table 9 - USAF Aircraft Flight Accidents, Fatalities, and Aircraft Destroyed, by Mission, by Command, World-wide - FY 1973 (FOUO) . . . . .	27 - 30
(U) Table 10 - USAF Aircraft Flight Accidents, Fatalities, and Aircraft Destroyed, by Mission and Design Aircraft, World-wide - FY 1973 (FOUO) . . . . .	31 - 32
(U) Table 11 - Major Aircraft Flight Accidents, by Mission and Design Aircraft, by Cause Factor, World-wide - FY 1973 (FOUO) . . . . .	33 - 34
(U) Table 12 - Major Aircraft Flight Accidents, by Mission and Design Aircraft, by Phase of Operation World-wide - FY 1973 (FOUO) . . . . .	35 - 36
(U) Table 13 - Personnel Fatalities and Injuries in Aircraft Flight Accidents, by Mission and Design Aircraft, World-wide FY 1973 (FOUO) . . . . .	37

## UNCLASSIFIED

## TABLE OF CONTENTS (Continued)

	Page
<u>PART II - SAFETY (Continued)</u>	
(U) Table 14 - Southeast Asia Aircraft Flight Accidents - FY 1973 and FY 1972 (FOUO) . . . . .	38
GROUND ACCIDENTS. . . . .	39 - 50
(U) INTRODUCTION AND DEFINITIONS (U). . . . .	39
INJURIES. . . . .	40 - 43
(U) Table 15 - Military Personnel-Disabling and Non-Disabling Injury Experience by Command World-wide - FY 1973 (U) . . . . .	40
(U) Table 16 - On-Duty Military Personnel-Disabling Injury Experience by Command, World-wide - FY 1973 (U). . . . .	41
(U) Table 17 - Off-Duty Military Personnel-Disabling Injury Experience by Command, World-wide - FY 1973 (U). . . . .	42
(U) Table 18 - On-Duty Civilian Personnel-Disabling and Non-Disabling Injury Experience by Command, World-wide - FY 1973 (U) . . . . .	43
COSTS . . . . .	44 - 45
(U) Table 19 - USAF Motor Vehicle Ground Accident Experience and Cost by Command, World-wide - FY 1973 (U). . . . .	44
(U) Table 20 - Ground Accident Cost Analyses by Command, World-wide - FY 1973 (U). . . . .	45
LOSSES AND COSTS. . . . .	46 - 50
(U) Table 21 - Military Personnel-Disabling Injury Losses and Costs Resulting from USAF Motor Vehicle Accidents, by Command, World-wide - FY 1973 (U) . . . . .	46
(U) Table 22 - On-Duty Civilian Personnel-Disabling Injury Losses and Costs Resulting from USAF Motor Vehicle Accidents by Command, World-wide - FY 1973 (U). . . . .	47
(U) Table 23 - Military Personnel-Disabling Injury Losses and Costs Resulting from Private Motor Vehicle Accidents by Command, World-wide - FY 1973 (U) . . . . .	48
(U) Table 24 - Military Personnel-Disabling Injury Losses and Costs Resulting from All Other (Non-Vehicular) Accidents by Command, World-wide - FY 1973 (U). . . . .	49
(U) Table 25 - On-Duty Civilian Personnel-Disabling Injury Losses and Costs Resulting From All Other (Non-Vehicular) Accidents by Command, World-wide - FY 1973 (U). . . . .	50
<u>PART III - MATERIEL</u>	
AIRCRAFT AND MISSILES . . . . .	51 - 79
Subject:	
(U) INTRODUCTION AND DEFINITIONS (U). . . . .	51
(U) Table 26 - USAF Aircraft Acceptances of Models in Production, by Manufacturer, by Recipient, by Month - FY 1973 (C) . . . . .	52 - 53
(U) Table 27 - USAF Guided Missile, and Target Drone Acceptances by Manufacturer, by Month - FY 1973 (C) . . . . .	54
(U) Table 28 - USAF Aircraft Procurement Programs by Fiscal Year Funding - FY 1971 and Prior Through FY 1973 (C). . . . .	55 - 56
(U) Table 29 - USAF Guided Missile, Air to Air, and Target Drone Procure- ment Programs, by Fiscal Year Funding - FY 1971 and Prior Through FY 1973 (C). . . . .	57
(U) Table 30 - Aerospace Vehicle Inventory by Functional Distribution - Summary - FY 1973 (C). . . . .	58

UNCLASSIFIED



TABLE OF CONTENTS (Continued)

	Page
<u>PART III - MATERIEL (Continued)</u>	
(U) Table 31 - USAF Aerospace Vehicle Inventory by Functional Dis- tribution - FY 1973 (C) . . . . .	59 - 78
VEHICLES. . . . .	79 - 80
(U) INTRODUCTION AND DEFINITIONS (U) . . . . .	79
(U) Table 32 - USAF Vehicles Used by Military Forces by Area, World-wide - 30 June 1973 (U) . . . . .	80
WAR READINESS MATERIEL. . . . .	81 - 86
(U) INTRODUCTION AND DEFINITIONS (U) . . . . .	81
(U) Table 33 - USAF Inventory of Airmunition Items, World-wide (Including VAMP/LAMP) - 30 June 1973 (S) . . . . .	82 - 84
(U) Table 34 - Southeast Asia Ordnance Expenditures (Excluding VAMP/LAMP) by 7th Air Force and Strategic Air Command - FY 1970 Through FY 1973 (S) . . . . .	85 - 86
<u>PART IV - INSTALLATIONS</u>	
INSTALLATIONS . . . . .	87 - 93
Subject:	
(U) INTRODUCTION AND DEFINITIONS (U) . . . . .	87 - 88
(U) Table 35 - Summary of USAF Installations - FY 1973 (U) . . . . .	89
(U) Table 36 - Air Force Real Property Data - World-wide - FY 1973 (U) . . . . .	90
(U) Table 37 - Cost to U. S. Government of Military Real Property Controlled by Department of the Air Force, World-wide - 30 June 1973 (U) . . . . .	91
(U) Table 38 - Military Real Property Acreage Controlled and Located at Department of Air Force Installations, World-wide - 30 June 1973 (U) . . . . .	92
(U) Table 39 - Government Cost of Land Controlled by Department of the Air Force, World-wide, 30 June 1973 (U) . . . . .	93
<u>PART V - MILITARY ASSISTANCE PROGRAM (MAP)</u>	
MILITARY ASSISTANCE PROGRAM (MAP) . . . . .	95 - 100
Subject:	
(U) Table 40 - Military Appropriation Service-Funded Program Formal Train- ing Accomplished by Type of Training, by Recipient Country - Through FY 1973 (C) . . . . .	95
(U) Table 41 - Military Assistance Grant Aid Program, Formal Training Accomplished by Type of Training, by Recipient Country, World-wide - Through FY 1973 (C) . . . . .	96 - 99
<u>PART VI - PERSONNEL</u>	
MILITARY PERSONNEL. . . . .	101 - 160
Subject:	
(U) DEFINITIONS (U) . . . . .	101 - 102
STRENGTH. . . . .	102 - 129
(U) Table 42 - USAF Military Personnel Duty Location Strength by State, in the United States, at End of Quarter - FY 1973 (U) . . . . .	103 - 105
(U) Table 43 - USAF Military Personnel Duty Location Strength by Country, Overseas, at End of Quarter - FY 1973 (C) . . . . .	106 - 109

## TABLE OF CONTENTS (Continued)

	Page
<u>PART VI - PERSONNEL (Continued)</u>	
ENLISTMENTS AND REENLISTMENTS. . . . .	152 - 154
(U) Table 66 - Enlistments and Reenlistments by Grade, by Sex, World-wide - FY 1973 (U) . . . . .	152
(U) Table 67 - Enlistments and Reenlistments by Term of Enlistment, by Sex, World-wide - FY 1973 (U) . . . . .	152
(U) Table 68 - Enlistments by Educational Level, World-wide, by Quarter - FY 1973 (U) . . . . .	153
(U) Table 69 - Non-Prior Service Enlistments by Armed Forces Qualification Test (AFQT) Mental Category, by Quarter - FY 1973 (U) . . . . .	154
RETIREMENTS . . . . .	155
(U) Table 70 - USAF Retired Military Personnel by Pay Grade, by Type of Retirement, by Component, Inventory - 30 June 1973 (U) . . . . .	155
DISTRIBUTION OF USAF REGULAR AND NON-REGULAR LINE AND OTHER THAN LINE COMMISSIONED OFFICERS . . . . .	156 - 157
(U) Table 71 - Distribution of USAF Regular (Male and Female) Line and Other Than Line Commissioned Officers by Permanent Grade and Temporary Grade in Which Serving - 30 June 1973 (U) . . . . .	156
(U) Table 72 - Distribution of USAF Non-Regular (Male and Female) Line and Other Than Line Commissioned Officers by Permanent Grade and Temporary Grade in Which Serving - 30 June 1973 (U) . . . . .	157
OFFICER AND AIRMAN DEATHS . . . . .	158 - 160
(U) Table 73 - Non-Battle Deaths of USAF Officers by Aeronautical Rating, by Grade in Which Serving at Time of Death, World-wide, Semiannually - FY 1973 (U) . . . . .	158
(U) Table 74 - Non-Battle Deaths of USAF Officers and Airmen by Grade in Which Serving at Time of Death, World-wide, Semiannually - FY 1973 (U) . . . . .	158
(U) Table 75 - Non-Battle Deaths of USAF Officers by Age Group, by Grade in Which Serving at Time of Death, World-wide, Semiannually - FY 1973 (U) . . . . .	159
(U) Table 76 - Non-Battle Deaths of Airmen by Age Group, by Grade in Which Serving at Time of Death, World-wide, Semiannually - FY 1973 (U) . . . . .	159
(U) Table 77 - Non-Battle Deaths of USAF Officers by Age Group, by Causative Agent, World-wide, Semiannually - FY 1973 (U) . . . . .	160
(U) Table 78 - Non-Battle Deaths of Airmen by Age Group, by Causative Agent, World-wide, Semiannually - FY 1973 (U) . . . . .	160
SOUTHEAST ASIA. . . . .	161
(U) Table 79 - Southeast Asia Battle Deaths of USAF Officers by Aeronautical Rating, by Grade in Which Serving at Time of Death, Semiannually - FY 1972 (U) . . . . .	161
(U) Table 80 - Southeast Asia Battle Deaths of USAF Officers and Airmen by Grade in Which Serving at Time of Death, Semiannually - FY 1973 (U) . . . . .	161
CIVILIAN PERSONNEL. . . . .	162
(U) Table 81 - Summary of USAF Civilian Retirement Fund Transactions for the Calendar Year Ended 31 December 1972 (U) . . . . .	163

## UNCLASSIFIED

## TABLE OF CONTENTS (Continued)

	Page
<u>PART VII - MEDICAL</u>	
MEDICAL. . . . .	165 - 171
Subject:	
(U) DEFINITIONS (U). . . . .	165
(U) Table 82 - Selected Data Concerning Medical Care Provided at Fixed Air Force Medical Facilities, World-wide - FY 1969-FY 1973 (U) . . . . .	166 - 167
(U) Table 83 - Admission Rates for Major Illness Groups, by Month and Geographic Area, Air Force Personnel - FY 1969 through FY 1973 (U). . . . .	168 - 169
(U) Table 84 - Noneffective Ratios for All Causes, by Month, Air Force Personnel, World-wide. - FY 1969 - FY 1973 (U). . . . .	170
(U) Table 85 - Hospitalized Ratios for All Causes, by Month, Air Force Personnel, World-wide - FY 1969 through FY 1973 (U). . . . .	170
(U) Table 86 - Number of Individuals Completing Physiological Training According to Phase of Training - FY 1969 - FY 1973 (U) . . . . .	171
<u>PART VIII - SECURITY AND DISCIPLINE</u>	
THE AIR FORCE CORRECTION PROGRAM . . . . .	173 - 178
Subject:	
(U) INTRODUCTION AND DEFINITIONS (U) . . . . .	173
(U) Table 87 - Detention Facilities Operated by Air Force Installations - Semiannually - FY 1973 (U) . . . . .	174
(U) Table 88 - Air Force Prisoners - Total in Confinement - Semiannually - FY 1973 (U). . . . .	175
(U) Table 89 - Personnel in Correctional Custody - Semiannually - FY 1973 (U)	176
(U) Table 90 - Total Releases From Correctional Custody - Semiannually - FY 1973 (U). . . . .	177
(U) Table 91 - USAF Military Personnel Absent Without Leave (AWOL) - Semi-annually - World-wide - FY 1973 (U). . . . .	178
(U) Table 92 - Percentage of USAF Military Personnel Absent Without Leave (AWOL) - Semiannually - World-wide - FY 1973 (U) . . . . .	178
OFFICE OF SPECIAL INVESTIGATIONS . . . . .	179 - 182
(U) DEFINITIONS (U). . . . .	179 - 180
(U) Table 93 - Special Investigations Conducted by The Air Force Office of Special Investigations, AFOSI, World-wide - FY 1973 (U) . . . . .	181 - 182
JUDGE ADVOCATE GENERAL . . . . .	183 - 186
(U) INTRODUCTION AND DEFINITIONS (U) . . . . .	183
(U) Table 94 - USAF Personnel Tried by Courts-Martial and Non-Judicial Punishment Under Article 15, by Command, World-wide, by Quarter - FY 1973 (U). . . . .	184 - 185
(U) Table 95 - Rates for USAF Personnel Tried by Courts-Martial and for Non-Judicial Punishment Under Article 15, World-wide, by Quarter - FY 1973 (U). . . . .	186
<u>PART IX - COMPONENTS - AIR FORCE RESERVE</u>	
AIR FORCE RESERVE. . . . .	187 - 199
Subject:	
(U) INTRODUCTION AND DEFINITIONS (U) . . . . .	187 - 188
(U) Table 96 - Air Force Reserve Personnel by Reserve Section, by Quarter FY 1973 (U). . . . .	189

UNCLASSIFIED

## TABLE OF CONTENTS (Continued)

	Page
<u>PART IX - COMPONENTS - AIR FORCE RESERVE (Continued)</u>	
(U) Table 97 - Air Force Reserve Officers by Reserve Section, by Grade - 30 June 1973 (U) . . . . .	190
(U) Table 98 - Air Force Reserve Airmen by Reserve Section, by Grade - 30 June 1973 (U) . . . . .	191
(U) Table 99 - Air Force Reserve Officer Gains and Losses by Selected Categories for FY 1973 (U) . . . . .	192
(U) Table 100 - Air Force Reserve Airmen Gains and Losses by Selected Cate- gories for FY 1973 (U) . . . . .	193
(U) Table 101 - Gains and Losses of Air Force Reserve Pilots Assigned to The Selected Reserves at End of FY 1971 through FY 1973 (U) . . . . .	194
(U) Table 102 - Reserve Officer Representation on Air Force Staffs - 30 June 1973 (U) . . . . .	195
(U) Table 103 - Aerospace Vehicle Inventory by Functional Distribution - Overseas - FY 1973 (C) . . . . .	196
(U) Table 104 - Aerospace Vehicle Inventory by Functional Distribution - FY 1973 (C) . . . . .	197 - 199
AIR NATIONAL GUARD. . . . .	200 - 213
(U) DEFINITIONS . . . . .	200
(U) Table 105 - Air National Guard Personnel Grade and Age Analysis - 30 June 1973 (U) . . . . .	201
(U) Table 106 - Authorized and Assigned Air National Guard Personnel in Federally Recognized Units by State and The U. S. Possession of Puerto Rico - 30 June 1973 (U) . . . . .	202 - 204
(U) Table 107 - Aerospace Vehicle Inventory by Functional Distribution - Overseas - FY 1973 (C) . . . . .	205 - 206
(U) Table 108 - Aerospace Vehicle Inventory by Functional Distribution - FY 1973 (C) . . . . .	207 - 212
(U) Table 109 - Air National Guard Average Aircraft and Hours Flown by Quarter, World-wide - FY 1973 (U) . . . . .	213
<u>PART X - FISCAL</u>	
FISCAL. . . . .	215 - 221
Subject:	
(U) INTRODUCTION AND EXPLANATION OF TERMS (U) . . . . .	215
(U) Table 110 - Department of the Air Force Fiscal Year 1973 Obligations (U) . . . . .	216
(U) Table 111 - Department of the Air Force Fiscal Year 1973 Outlays (U) . . . . .	217
(U) Table 112 - Department of the Air Force Obligations Against All Programs During FY 1973 (U) . . . . .	218 - 219
(U) Table 113 - Department of the Air Force Outlays Against All Programs During FY 1973 (U) . . . . .	220 - 221
<u>PART XI - TRANSPORTATION</u>	
TRANSPORTATION. . . . .	223 - 228
Subject:	
(U) INTRODUCTION AND DEFINITIONS (U) . . . . .	223
(U) Table 114 - Military Airlift Command (MAC) Selected Transport Operations of the Single Manager Operating Agency by User - FY 1973 (U) . . . . .	224
(U) Table 115 - Military Airlift Command (MAC) Selected Transport Operations of the Single Manager Operating Agency by Activity - FY 1973 (U) . . . . .	225
(U) Table 116 - Military Airlift Command (MAC) Airlift Service, Industrial Fund Aircraft and Flying hour Data - FY 1973 (U) . . . . .	226
(U) Table 117 - Military Airlift Command (MAC) Cost of Commercial Airlift Pro- cured for Single Manager Operating Agency, by Contractor - FY 1973 (U) . . . . .	227
(U) Table 118 - Statement of Revenue and Costs - Military Airlift Command (MAC) USAF Industrial Fund - FY 1973 (U) . . . . .	228

**UNCLASSIFIED**

**UNCLASSIFIED**

## LINEAGE OF USAF MAJOR COMMANDS

## SEPARATE OPERATING AGENCIES

AEROSPACE DEFENSE COMMAND (ADC)

Established as Air Defense Command, 21 March 1946; activated as a major command, 27 March 1946; reassigned, as an operational command, to Continental Air Command, 1 December 1948; discontinued, 1 July 1950; reestablished as a major command, 1 January 1951; redesignated Aerospace Defense Command, 15 January 1968.

AIR FORCE ACCOUNTING AND FINANCE CENTER (AFAFC)

Established as Air Force Finance Division and organized as a separate operating agency, 1 January 1951; redesignated Air Force Accounting and Finance Division, 1 September 1957; redesignated Air Force Accounting and Finance Center, 1 July 1959.

AIR FORCE AUDIT AGENCY (AFAA)

Constituted as Air Force Audit Agency and activated as a separate operating agency, 31 December 1971.

AIR FORCE COMMUNICATIONS SERVICE (AFCS)

Constituted as Army Airways Communications System Wing, 13 April 1943; activated as part of Flight Control Command, 26 April 1943; reassigned directly to Army Air Forces, 14 July 1943; redesignated Army Airways Communications System, 26 April 1944; redesignated Air Communications Service and reassigned to Air Transport Command, 13 March 1946; redesignated Airways and Air Communications Service, 11 September 1946; reassigned to Military Air Transport Service, 1 June 1948; relieved from assignment to Military Air Transport Service, elevated to a major command, and redesignated Air Force Communications Service, 1 July 1961.

AIR FORCE DATA AUTOMATION AGENCY (AFDAA)

Constituted as Air Force Data Automation Agency and activated as a separate operating agency, 29 February 1972.

AIR FORCE INSPECTION AND SAFETY CENTER (AFISC)

Constituted as Air Force Inspection and Safety Center and activated as a separate operating agency, 31 December 1971.

AIR FORCE INTELLIGENCE SERVICE (AFIS)

Constituted as Air Force Intelligence Service and activated as a separate operating agency, 27 June 1972.

AIR FORCE LOGISTICS COMMAND (AFLC)

Established as Army Air Forces Materiel and Services, 14 July 1944; organized as a major command, 17 July 1944; redesignated Army Air Forces Air Technical Service Command, 31 August 1944; redesignated Air Technical Service Command, 1 July 1945; redesignated Air Materiel Command, 9 March 1946; redesignated Air Force Logistics Command, 1 April 1961.

AIR FORCE MILITARY PERSONNEL CENTER (AFMPC)

Constituted as Air Force Military Personnel Center and activated as a separate operating agency, 31 December 1971.

AIR FORCE OFFICE OF SPECIAL INVESTIGATIONS (AFOSI)

Constituted as Air Force Office of Special Investigations and activated as a separate operating agency, 31 December 1971.

AIR FORCE RESERVE (AFRES)

Constituted as Air Force Reserve and activated as a separate operating agency, 21 June 1968; organized, 1 August 1968.

AIR FORCE SYSTEMS COMMAND (AFSC)

Established as Research and Development Command, 23 January 1950; organized as a major command, 1 February 1950; redesignated Air Research and Development Command, 16 September 1950; redesignated Air Force Systems Command, 1 April 1961.

AIR RESERVE PERSONNEL CENTER (ARPC)

Constituted as Air Reserve Records Center, 30 November 1956; activated as part of Continental Air Command, 1 January 1957; redesignated Air Reserve Personnel Center, 1 September 1965; made a separate operating agency, 1 August 1968.

AIR TRAINING COMMAND (ATC)

Established as a major command under designation Air Corps Flying Training Command, 23 January 1942; redesignated Army Air Forces Flying Training Command, March 1942; redesignated Army Air Forces Training Command, 31 July 1943; redesignated Air Training Command, 1 July 1946.

UNCLASSIFIED

## LINEAGE OF USAF MAJOR COMMANDS AND SEPARATE OPERATING AGENCIES (CONTINUED)

AIR UNIVERSITY (AU)

Established as Air Service School, 1920; redesignated Air Service Field Officers' School, 10 February 1921; redesignated Air Service Tactical School, 8 November 1922; redesignated Air Corps Tactical School, 18 August 1926; discontinued, 9 October 1942; reestablished as Army Air Forces School of Applied Tactics and assigned to Army Air Forces Center, 16 October 1943; redesignated Army Air Forces School, 1 June 1945; reassigned directly to Army Air Forces and given status of major command, 29 November 1945; redesignated Air University, 12 March 1946.

ALASKAN AIR COMMAND (AAC)

Constituted as Alaskan Air Force, 28 December 1941; activated as a major command, 15 January 1942; redesignated Eleventh Air Force, 5 February 1942; redesignated Alaskan Air Command, 18 December 1945.

HEADQUARTERS COMMAND USAF (USAF HQCOMD)

Established as Bolling Field Command and organized as a major command, 15 December 1946; redesignated Headquarters Command, United States Air Force, 17 March 1948.

MILITARY AIRLIFT COMMAND (MAC)

Established as Military Air Transport Service and organized as a major command, 1 June 1948; redesignated Military Airlift Command, 1 January 1966.

PACIFIC AIR FORCES (PACAF)

Constituted as Far East Air Forces, 31 July 1944; activated as a major command, 3 August 1944; redesignated Pacific Air Command, US Army, 6 December 1945; redesignated Far East Air Forces, 1 January 1947; redesignated Pacific Air Forces, 1 July 1957.

Source: The Albert F. Simpson Historical Research Center, USAF, Air University, Maxwell AFB, AL

STRATEGIC AIR COMMAND (SAC)

Constituted as Continental Air Forces, 13 December 1944; activated as a major command, 15 December 1944; redesignated Strategic Air Command, 21 March 1946.

TACTICAL AIR COMMAND (TAC)

Established and activated as a major command, 21 March 1946; reassigned, as an operational command, to Continental Air Command, 1 December 1948; made an operational and administrative command under Continental Air Command, 20 September 1950; returned to status of major command, 1 December 1950.

UNITED STATES AIR FORCE ACADEMY (USAFA)

Established, 27 July 1954; activated as a separate operating agency, 14 August 1954.

UNITED STATES AIR FORCE SECURITY SERVICE (USAFSS)

Established, 20 October 1948; organized as a major command, 26 October 1948.

UNITED STATES AIR FORCES IN EUROPE (USAFE)

Constituted as Eighth Air Force, 19 January 1942; activated as a major command, 28 January 1942; redesignated United States Strategic Air Forces in Europe, 22 February 1944; redesignated United States Air Forces in Europe, 7 August 1945.

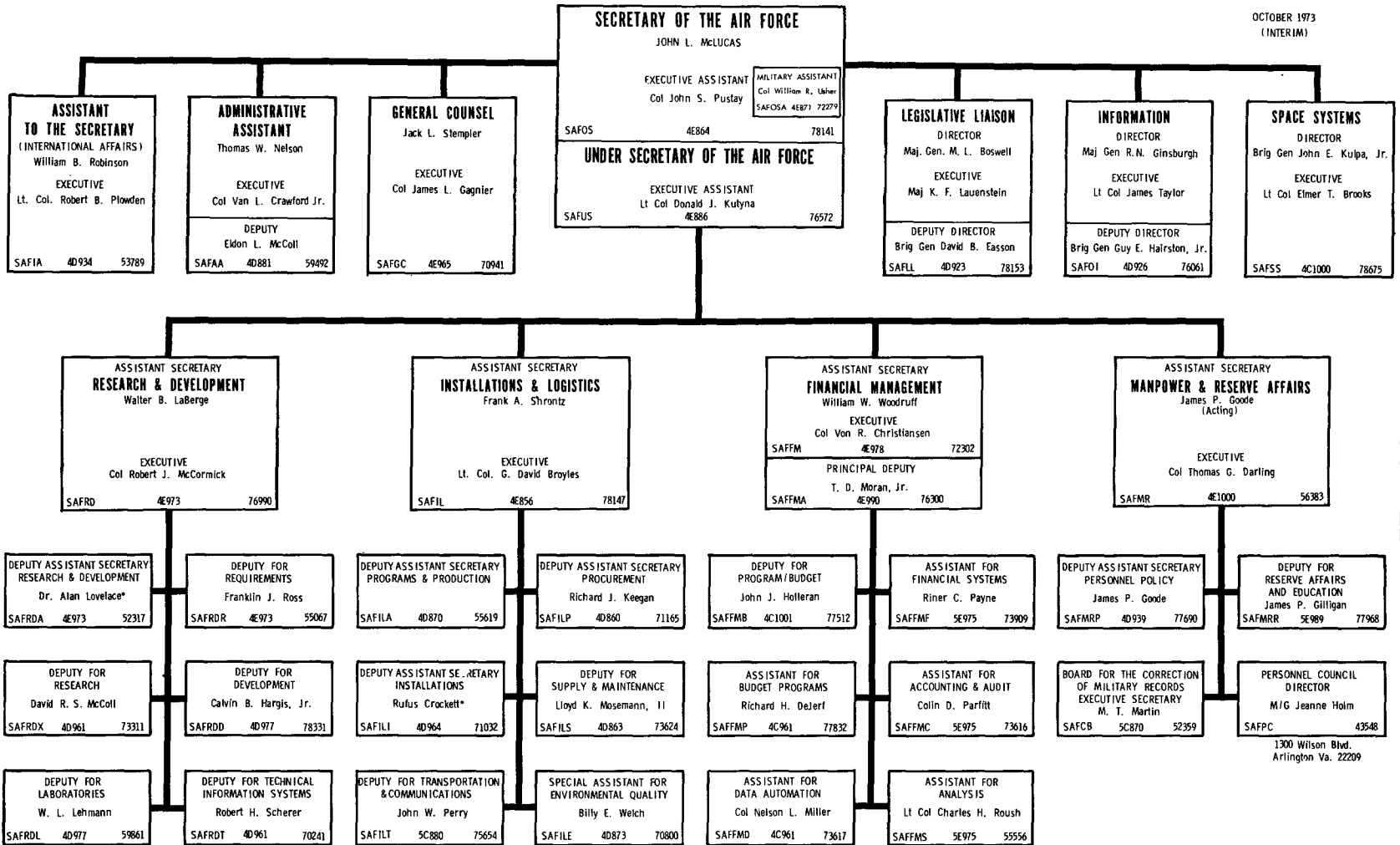
UNITED STATES AIR FORCES SOUTHERN COMMAND (USAFSO)

Constituted as Panama Canal Air Force, 19 October 1940; activated as a major command, 20 November 1940; redesignated Caribbean Air Force, 5 August 1941; redesignated Sixth Air Force, 5 February 1942; redesignated Caribbean Air Command, 31 July 1946; redesignated United States Air Forces Southern Command, 8 July 1963.

UNCLASSIFIED

# OFFICE OF THE SECRETARY OF THE AIR FORCE

OCTOBER 1973  
(INTERIM)



\*ACTING

1300 Wilson Blvd.  
Arlington Va. 22209

UNCLASSIFIED

UNCLASSIFIED



AIR STAFF  
DEPARTMENT OF THE AIR FORCE



CHIEF OF STAFF

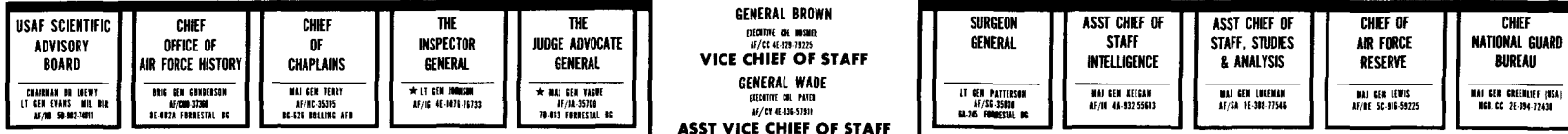
GENERAL BROWN  
EXECUTIVE COL. 040802  
AF/CC 4E-979-79225

VICE CHIEF OF STAFF

GENERAL WADE  
EXECUTIVE COL. 040710  
AF/CS 35000  
04-265 FORTRESAL DG

ASST VICE CHIEF OF STAFF

\* LT GEN CROW  
EXECUTIVE COL. MILLER  
AF/04 4E-934-5703

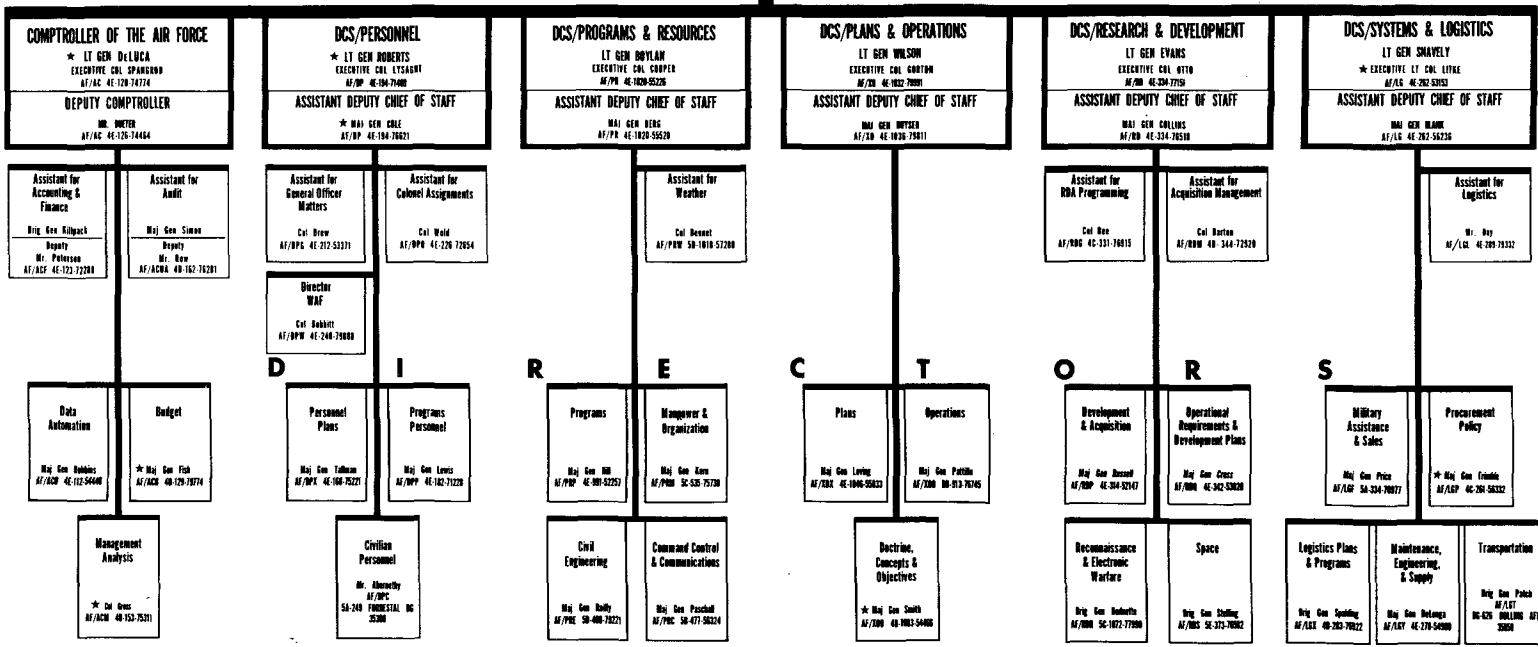


CHIEF MASTER SERGEANT OF THE AIR FORCE  
\* CMSgt Barnes  
AF/CS3 00-1000-70044

CHIEF SCIENTIST  
Dr. Yampoyev  
AF/CSN 4E-320-77044

DIRECTOR OF ADMINISTRATION  
COL BENSON  
AF/DA 5A-266-55705

AF BOARD STRUCTURE  
SP4 AF/ASB  
COL CONICE  
AF/CYS 50-1022-70716



UNCLASSIFIED

UNCLASSIFIED

## UNCLASSIFIED

XV

SECRETARY OF DEFENSE AND EXECUTIVES AND COMMANDERS OF THE  
UNITED STATES AIR FORCE DURING FY 1973

		<u>TENURE</u>		
		<u>FROM</u>	<u>TO</u>	
SECRETARY OF DEFENSE	HON MELVIN R. LAIRD	22 Jan 1969 -	29 Jan 1973	
	HON ELLIOT L. RICHARDSON	30 Jan 1973 -	24 May 1973	
SECRETARY OF THE AIR FORCE	HON ROBERT C. SEAMANS, JR.	15 Feb 1969 -	14 May 1973	
	HON JOHN L. McLucas (acting)	15 May 1973 -		
	Under Secretary of the Air Force	Hon. John L. McLucas	17 Mar 1969 -	
	Assistant Secretary, Research and Development	Hon Grant L. Hansen	17 Mar 1969 -	
		Hon Joe C. Jones (acting)	1 Jun 1973 -	
	Assistant Secretary, Installation and Logistics	Hon Philip N. Whittaker	7 May 1969 -	
		Hon Lewis E. Turner	1 Oct 1972 -	
	Assistant Secretary, Financial Management	Hon Spencer J. Schedler	24 Jun 1969 -	
		Hon William W. Woodruff	2 Apr 1973 -	
	Assistant Secretary, Manpower & Reserve Affairs	Hon Richard J. Borda	10 Oct 1970 -	
		Hon James P. Goode (acting)	16 Jun 1973 -	
	General Counsel	Mr. Jack L. Stempler	6 Jan 1970 -	
	Administrative Assistant	Mr. Thomas W. Nelson	29 Sep 1971 -	
	Legislative Liaison	Maj Gen Marion L. Boswell	31 May 1973 -	
		Maj Gen John C. Giraudo	15 Jun 1970 -	30 May 1973
Information	Maj Gen Robert N. Ginsburgh	7 Apr 1972 -		
Space Systems	Brig Gen John E. Kulpa, Jr.	22 Jan 1973 -		
	Brig Gen David D. Bradburn	June 1971 -	21 Jan 1973	
Special Projects	Brig Gen David D. Bradburn	22 Jan 1973 -		
	Maj Gen Lewis Allen, Jr.	1 Apr 1971 -	21 Jan 1973	
CHIEF OF STAFF	GEN JOHN D. RYAN	1 Aug 1969 -		
Vice Chief of Staff	Gen Horace M. Wade	1 May 1972 -		
Assistant Vice Chief of Staff	Lt Gen Austin J. Russell	1 Aug 1970 -		
The Judge Advocate General	Maj Gen James S. Cheney	30 Sep 1969 -		
The Inspector General	Lt Gen Louis L. Wilson, Jr.	1 Sep 1971 -		
Chief of Operations Analysis	Mr. Ross S. Thackeray	18 May 1967 -		
USAF Scientific Advisory Board	Prof. Courtland D. Perkins	1 May 1969 -		
Chief of Chaplains	Maj Gen Roy M. Terry	1 Aug 1970 -		
Surgeon General	Lt Gen Robert A. Patterson	1 Aug 1972 -		
	Lt Gen Alonzo A. Towner	1 May 1970 -	31 Jul 1972	
Office of Air Force Reserve	Maj Gen Homer I. Lewis	8 Apr 1971 -		
Assistant Chief of Staff, Intelligence	Maj Gen George J. Keegan, Jr.	1 Mar 1972 -		
Assistant Chief of Staff, Studies & Analysis	Brig Gen Robert P. Lukeman	10 Jan 1972		
Comptroller of the Air Force	Lt Gen Duward L. Crow	17 Mar 1969 -		

UNCLASSIFIED

## UNCLASSIFIED

SECRETARY OF DEFENSE AND EXECUTIVES AND COMMANDERS OF THE  
UNITED STATES AIR FORCE DURING FY 1973 (CONTINUED)

## CHIEF OF STAFF (Continued)

		TENURE	
		FROM	TO
Deputy Chief of Staff, Personnel	Lt Gen Robert J. Dixon	1 Aug 1970	-
Deputy Chief of Staff, Programs & Resources	Lt Gen George S. Boylan, Jr.	1 Aug 1969	-
Deputy Chief of Staff, Plans and Operations	Lt Gen Joseph G. Wilson Lt Gen George J. Eade	18 Apr 1973	- 1 Apr 1971
Deputy Chief of Staff, Research & Development	Lt Gen Otto J. Glasser	1 Feb 1970	-
Deputy Chief of Staff, Systems & Logistics	Lt Gen William W. Snavelly Lt Gen Harry E. Goldsworthy	1 Jan 1973	- 1 Aug 1969 - 31 Dec 1972
Office of Air Force History	Brig Gen Brian S. Gunderson	7 Apr 1972	-

## MAJOR COMMANDS AND SEPARATE OPERATING AGENCIES

Aerospace Defense Command (ADC)	Gen Seth J. McKee Lt Gen Thomas K. McGehee	1 Jul 1973	- 1 Mar 1970 - 30 Jun 1973
Air Force Accounting and Finance Center (AF AFC)	Brig Gen Larry M. Killpack	1 Sep 1971	-
Air Force Communications Service (AFCS)	Maj Gen Paul R. Stoney	1 Aug 1969	-
Air Force Data Automation Agency (AFDAA)	Maj Gen Jack B. Robbins	29 Feb 1972	-
Air Force Logistics Command (AFLC)	Gen Jack J. Catton Gen Jack G. Merrell	12 Sep 1972	- 29 Mar 1968 - 11 Sep 1972
Air Force Reserve (AFRES)	Maj Gen Homer I. Lewis	16 Mar 1972	-
Air Force Systems Command (AFSC)	Gen George S. Brown	1 Sep 1970	-
Air Reserve Personnel Center (AFRPC)	Col Benjamin S. Catlin, III	Jan 1970	-
Air Training Command (ATC)	Lt Gen William V. McBride Lt Gen George B. Simler	10 Sep 1972	- 1 Sep 1970 - 9 Sep 1972
Air University (AU)	Lt Gen Alban C. Gillem, II	1 Aug 1970	-
Alaskan Air Command (AAC)	Maj Gen Charles W. Carson, Jr. Maj Gen Donovan F. Smith Maj Gen Joseph A. Cunningham	15 Jun 1973	- 1 Aug 1972 - 14 Jun 1973 1 Aug 1969 - 31 Jul 1972
Air Force Audit Agency (AFAA)	Maj Gen Henry Simon Maj Gen Harold C. Teubner	1 May 1973	- 31 Dec 1971 - 28 Feb 1973
Air Force Inspection and Safety Center (AFIS)	Maj Gen Ernest C. Hardin, Jr.	1 May 1972	-
Air Force Intelligence Service (AFISC)	Maj Gen George J. Keegan, Jr.	27 Jun 1972	-
Air Force Military Personnel Center (AFMPC)	Maj Gen Travis R. McNeil Brig Gen Keeneth Tallman	15 Jun 1973	- 27 Mar 1972
Headquarters Command, USAF (Hq Comd, USAF)	Maj Gen John L. Locke	1 May 1972	-
Military Airlift Command (MAC)	Gen Paul K. Carlton Gen Jack J. Catton	26 Sep 1972	- 1 Aug 1969
Pacific Air Forces (PACAF)	Gen Lucius D. Clay, Jr.	1 Aug 1971	-
Strategic Air Command (SAC)	Gen John C. Meyer	1 May 1972	-

UNCLASSIFIED

# UNCLASSIFIED

XVII

## SECRETARY OF DEFENSE AND EXECUTIVES AND COMMANDERS OF THE UNITED STATES AIR FORCE DURING FY 1973 (CONTINUED)

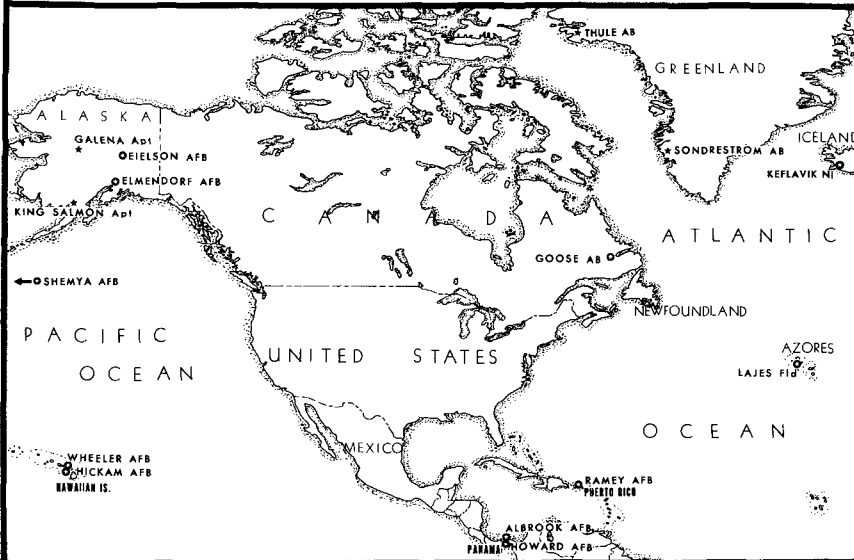
MAJOR COMMANDS AND SEPARATE OPERATING AGENCIES (Continued)		TENURE	
		FROM	TO
Tactical Air Command (TAC)	Gen William W. Momyer	1 Aug 1968	-
USAF Academy (USAFA)	Lt Gen Albert P. Clark	1 Aug 1970	-
US Air Forces in Europe (USAFE)	Gen David C. Jones	1 Sep 1971	-
USAF Security Service (USAFSS)	Maj Gen Walter T. Galligan	1 Mar 1973	-
	Maj Gen Carl W. Stapleton	1 Aug 1969	- 28 Feb 1973
USAF Southern Command (USAFSO)	Maj Gen Arthur G. Salisbury	7 Apr 1972	-
Air Force Office of Special Investigations (AFOSI)	Brig Gen William A. Temple	1 Apr 1972	-

Source: Assistant for General Officers Matters, Deputy Chief of Staff Personnel, and Management Information Division, Directorate of Management Analysis, Comptroller of the Air Force.

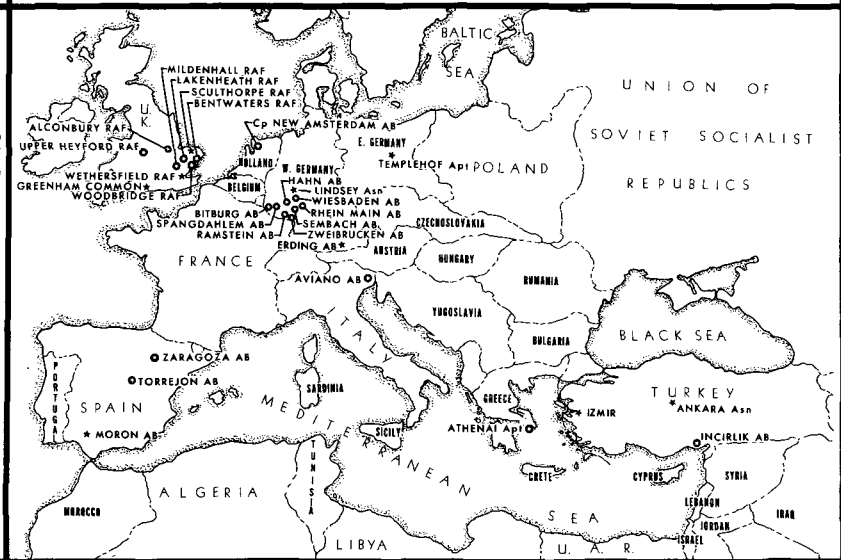
# UNCLASSIFIED



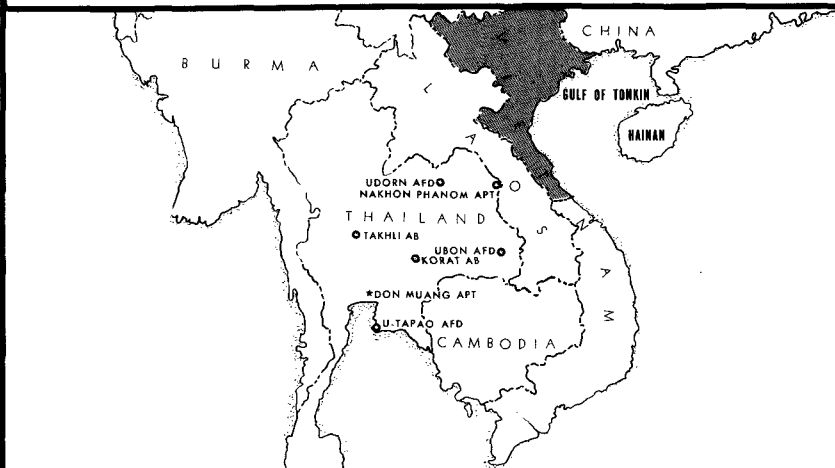
**NORTH - CENTRAL AMERICA - ATLANTIC**



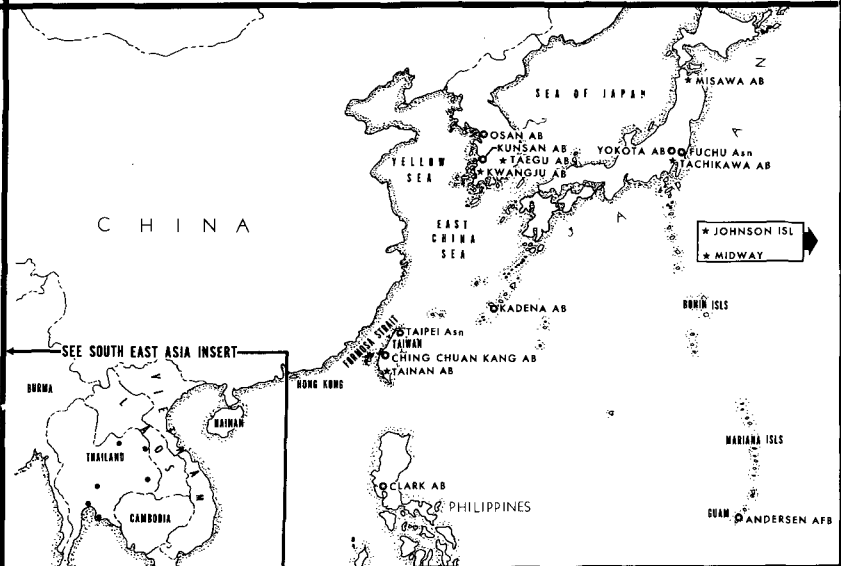
**EUROPE - AFRICA - MIDDLE EAST**



**SOUTHEAST ASIA**



**PACIFIC AREA**



UNCLASSIFIED

UNCLASSIFIED



**USAF MAJOR INSTALLATIONS**

**OUTSIDE CONTINENTAL U.S.**

AS OF 15 JUNE 1973

○ USAF ACTIVE MAJOR INSTALLATIONS      ★ USAF DOB OR MAJOR ACTIVITY

**UNCLASSIFIED**

xx

**UNCLASSIFIED**



*Air Force Units & Capabilities*

*PART I*





**UNCLASSIFIED**  
**AIR FORCE UNITS AND CAPABILITIES**

**PART I**

**INTRODUCTION**

Data in this section provide a summary of all USAF combat and flying support squadrons.

The tables contain data reflecting number and kind of squadrons; type of aircraft or missiles; command of assignment; deployment by geographical area; and combat readiness of squadrons, aircraft, missiles, aircrews and launch crews.

**FUNCTIONS**

The Forces have the following primary tasks:

STRATEGIC - OFFENSIVE - Long-range weapons delivery.

STRATEGIC - DEFENSIVE - Defending against enemy aerospace attack.

GENERAL PURPOSE - Attaining air superiority over battle areas, providing close air support, interdicting enemy supply and communications facilities and providing air logistics support.

INTELLIGENCE AND COMMUNICATIONS - Specified technical services.

AIRLIFT - Deployment of personnel and equipment and air supply.

**UNCLASSIFIED**

TABLE I - USAF COMBAT FORCES, BY KIND OF UNIT, BY GEOGRAPHICAL AREA, WORLD-WIDE - AT END OF MONTH - FY 1973

THIS TABLE REFLECTS SQUADRONS DEPLOYED BY GEOGRAPHICAL AREA. SOME UNITS ARE COMPOSITES MADE UP OF AIRCRAFT FROM MORE THAN ONE UNIT OR ARE UNITS HAVING 50 PERCENT OR MORE OF THEIR AIRCRAFT ON ROTATION OR TEMPORARY DUTY IN APPLICABLE AREA

KIND OF UNIT	JUL	AUG	SEP	OCT	NOV	DEC	JAN	FEB	MAR	APR	MAY	JUN
<u>CONTINENTAL UNITED STATES</u>												
<u>STRATEGIC - OFFENSIVE</u>												
<u>BOMB</u> B-52, FB-111A/B	19	24	24	24	24	24	24	24	24	24	24	24
<u>STRATEGIC RECONNAISSANCE</u> SR-71A	1	1	1	1	1	1	1	1	1	1	1	1
<u>AIR REFUELING</u> KC-135A/Q	36	36	36	36	36	36	36	36	36	36	36	36
<u>MISSILE AUGMENTATION</u> AGM-28B	14	16	16	16	16	16	16	16	16	16	16	16
<u>STRATEGIC MISSILE</u> LGM-25C, LGM-30B/F/G	36	36	36	36	36	36	36	36	27	27	27	27
<u>STRATEGIC - DEFENSIVE</u>												
<u>FIGHTER INTERCEPTOR</u> F-101B/F, F-104A/B, F-106A/B	9	9	9	9	9	9	9	8	8	7	7	7
<u>AIRBORNE EARLY WARNING AND CONTROL</u> C/EC/TC-121	2	2	2	2	2	2	2	2	2	2	2	2
<u>DEFENSE SYSTEM EVALUATION</u> B/EB-57, F-100C/F	1	1	1	1	1	1	1	1	1	1	1	1
<u>GENERAL PURPOSE</u>												
<u>TACTICAL FIGHTER</u> F-4D/E, F-100D/F, F-105D/F, F-111A/E	27	23	23	29	25	27	30	30	31	31	29	30
<u>TACTICAL RECONNAISSANCE</u> RF-4C, RF-101A	6	6	6	6	6	6	6	6	6	6	6	6
<u>SPECIAL OPERATIONS</u> UH-1F/P, CH-3E, U-198, A-26A, T-28D A-37B, C/VC-47A/D, CH-53C, AC-119K, C/JC-123K, C-130E	2	2	2	2	2	2	2	2	2	2	2	2

SECRET

SECRET

CLASSIFIED BY JCS. SUBJECT TO GENERAL DECLASSIFICATION SCHEDULE OF EXECUTIVE ORDER 11652. AUTOMATICALLY DOWNGRADED AT TWO YEAR INTERVALS DESTROY WHEN SUPERCEDED DECLASSIFIED ON 31 DEC PLUS 8 YEARS

TABLE I - USAF COMBAT FORCES, BY KIND OF UNIT, BY GEOGRAPHICAL AREA, WORLD-WIDE - AT END OF MONTH - FY 1973 (CONTINUED)

THIS TABLE REFLECTS SQUADRONS DEPLOYED BY GEOGRAPHICAL AREA. SOME UNITS ARE COMPOSITES MADE UP OF AIRCRAFT FROM MORE THAN ONE UNIT OR ARE UNITS HAVING 50 PERCENT OR MORE OF THEIR AIRCRAFT ON ROTATION OR TEMPORARY DUTY IN APPLICABLE AREA

KIND OF UNIT	JUL	AUG	SEP	OCT	NOV	DEC	JAN	FEB	MAR	APR	MAY	JUN
<u>CONTINENTAL UNITED STATES (CONTINUED)</u>												
<u>TACTICAL AIRLIFT</u> C-130A/B/E	9	9	11	11	10	10	11	11	9	10	12	11
<u>TACTICAL AIR CONTROL SYSTEM</u> O-2A, OV-10A, CH-3E	2	2	2	2	2	2	2	2	2	2	2	2
<u>AIRBORNE COMMAND POST (CINCS)</u> EC-135P	3	3	3	3	3	3	3	3	3	3	3	3
<u>INTELLIGENCE AND COMM</u>												
<u>MAPPING, CHARTING AND GEODESY</u> RC-130A	1	1	1	1	1	1	1	1	1	1	1	1
<u>WEATHER SERVICE</u> C-130B, WC-135B, R9-57C/F	2	2	2	2	2	2	2	2	2	2	2	2
<u>AEROSPACE RESCUE/RECOVERY</u> HC-130H	3	3	3	3	3	3	3	4	7	7	7	7
<u>NATIONAL EMERGENCY AIRBORNE CMD POST</u> EC-135J	1	1	1	1	1	1	1	1	1	1	1	1
<u>AIRLIFT</u>												
<u>MILITARY AIRLIFT</u> C-124C, C-133A/B, C-141A	17	14	14	15	16	14	14	14	14	14	14	14
<u>AEROMEDICAL AIRLIFT</u> C-9A, C-118A, C-131A	1	1	1	1	1	1	1	1	1	1	1	1
<u>EUROPE - (ENGLAND, GERMANY, ITALY, NETHERLANDS, SPAIN, TURKEY)</u>												
<u>AIRLIFT</u>												
<u>AIR REFUELING</u> KC-135A/Q	1	1	1	1	1	1	1	1	1	1	1	1
<u>GENERAL PURPOSE</u>												
<u>TACTICAL FIGHTER</u> F-4D/E, F-100D/F, F-105D/F, F-111A/E	17	21	21	22	21	21	21	21	21	21	21	21

SECRET

SECRET

CLASSIFIED BY JCS. SUBJECT TO GENERAL  
DECLASSIFICATION SCHEDULE OF  
EXECUTIVE ORDER 11652. AUTOMATICALLY  
DOWNGRADED AT TWO YEAR INTERVALS  
DESTROY WHEN SUPERCEDED  
DECLASSIFIED ON 31 DEC PLUS 8 YEARS

TABLE I - USAF COMBAT FORCES, BY KIND OF UNIT, BY GEOGRAPHICAL AREA, WORLD-WIDE - AT END OF MONTH - FY 1973 (CONTINUED)

THIS TABLE REFLECTS SQUADRONS DEPLOYED BY GEOGRAPHICAL AREA. SOME UNITS ARE COMPOSITES MADE UP OF AIRCRAFT FROM MORE THAN ONE UNIT OR ARE UNITS HAVING 50 PERCENT OR MORE OF THEIR AIRCRAFT ON ROTATION OR TEMPORARY DUTY IN APPLICABLE AREA

KIND OF UNIT	JUL	AUG	SEP	OCT	NOV	DEC	JAN	FEB	MAR	APR	MAY	JUN
<u>EUROPE - (ENGLAND, GERMANY, ITALY, NETHERLANDS, SPAIN, TURKEY) (CONTINUED)</u>												
<u>TACTICAL RECONNAISSANCE</u> RF-4C, RF-101A	5	5	5	5	5	5	5	5	5	5	5	5
<u>TACTICAL ELECTRONIC WARFARE</u> EB-66C/E, EC-130, C/EC-47D/N/P/Q	1	1	1	1	1	1	1					
<u>SPECIAL OPERATIONS</u> UH-1F/P, CH-3E, U-10B, A-26A, T-28D A-37B, C/JC-47A/D, CH-53C, AC-119K, C/UC-123K, C-130E	1	1	1	1	1	1	1	1	1	1	1	1
<u>AIRBORNE COMMAND POST (CINGS)</u> EC-135P											1	1
<u>AEROSPACE RESCUE/RECOVERY</u> HC-130H	2	2	2	2	2	1	1	1	1	1	1	1
<u>AEROMEDICAL AIRLIFT</u> C-9A, C-118A, C-131A	1	1	1	1	1	1	1	1	1	1	1	1
<u>ATLANTIC AREA (AZORES, BERMUDA, GREENLAND, ICELAND, PUERTO RICO, CANAL ZONE)</u>												
<u>STRATEGIC - DEFENSIVE</u>												
<u>FIGHTER INTERCEPTOR</u> F-101B/F, F-104A/B, F-106A/B	1	1	1	1	1	1	1	1	1	1	1	1
<u>INTELLIGENCE AND COMM</u>												
<u>WEATHER SERVICE</u> C-130B, WC-135B, RB-57C/F	1	1	1	1	1	1	1	1	1	1	1	1
<u>PACIFIC AREA (GUAM, HAWAII, JAPAN, KOREA, OKINAWA, PHILIPPINES, SOUTH VIETNAM, THAILAND, TAIWAN)</u>												
<u>STRATEGIC - OFFENSIVE</u>												
<u>BOMB</u> B-52, FB-111A/B	1	1	1	1	1	1	1	1	1	1	1	1
<u>AIR REFUELING</u> KC-135A/Q	3	3	3	3	3	3	3	3	3	3	3	3

SECRET

SECRET

CLASSIFIED BY JCS. SUBJECT TO GENERAL  
DECLASSIFICATION SCHEDULE OF  
EXECUTIVE ORDER 11652. AUTOMATICALLY  
DOWNGRADED AT TWO YEAR INTERVALS  
DESTROY WHEN SUPERCEDED  
DECLASSIFIED ON 31 DEC PLUS 8 YEARS

TABLE I -- USAF COMBAT FORCES, BY KIND OF UNIT, BY GEOGRAPHICAL AREA, WORLD-WIDE -- AT END OF MONTH -- FY 1973 (CONTINUED)

THIS TABLE REFLECTS SQUADRONS DEPLOYED BY GEOGRAPHICAL AREA. SOME UNITS ARE COMPOSITES MADE UP OF AIRCRAFT FROM MORE THAN ONE UNIT OR ARE UNITS HAVING 50 PERCENT OR MORE OF THEIR AIRCRAFT ON ROTATION OR TEMPORARY DUTY IN APPLICABLE AREA

KIND OF UNIT	JUL	AUG	SEP	OCT	NOV	DEC	JAN	FEB	MAR	APR	MAY	JUN
PACIFIC AREA - (GUAM, HAWAII, JAPAN, KOREA, OKINAWA, PHILIPPINES, SOUTH VIETNAM, THAILAND, TAIWAN) (CONTINUED)												
<u>AIRBORNE EARLY WARNING AND CONTROL</u> C/EC/TC-121	1	1	1	1	1	1	1	1	1	1	1	1
<u>GENERAL PURPOSE</u>												
<u>TACTICAL FIGHTER</u> F-4D/E, F-105D/F, F-105D/F, F-111A/E	15	15	15	17	16	14	14	14	15	15	15	15
<u>FIGHTER/ATTACK</u> A-37B	1	1	1	1								
<u>TACTICAL RECONNAISSANCE</u> RF-4C, RF-101A	2	2	2	2	2	2	2	2	2	2	2	2
<u>TACTICAL ELECTRONIC WARFARE</u> EB-66C/E, DC-130, C/EC-470/N/P/Q	2	2	2	3	3	2	2	2	1	1	1	1
<u>SPECIAL OPERATIONS</u> UH-1H/P, CH-3E, U-10B, A-26A, T-28D A-37B, C/VC-47A/D, CH-53C, AC-119K, C/UC-123K, C-130E	4	5	5	5	5	4	4	3	3	3	3	3
<u>TACTICAL AIRLIFT</u> C-130A/B/E	6	6	6	5	5	4	4	4	4	4	4	4
<u>TACTICAL AIR CONTROL SYSTEM</u> O-2A, OV-10A, CH-3E	5	5	5	5	5	5	5	4	3	3	3	3
<u>AIRBORNE COMMAND POST (CINCS)</u> EC-135P	2	2	2	2	2	2	2	2	2	2	2	2
<u>INTELLIGENCE AND COMM</u>												
<u>WEATHER SERVICE</u> C-130B, WC-135B, RB-57C/F	1	1	1	1	1	1	1	1	1	1	1	1
<u>AEROSPACE RESCUE/RECOVERY</u> HC-130H	5	4	6	6	7	6	5	5	5	5	5	5
ALASKA												
<u>GENERAL PURPOSE</u>												

SECRET

SECRET

CLASSIFIED BY JCS. SUBJECT TO GENERAL  
DECLASSIFICATION SCHEDULE OF  
EXECUTIVE ORDER 11652. AUTOMATICALLY  
DOWNGRADED AT TWO YEAR INTERVALS  
DESTROY WHEN SUPERSEDED  
DECLASSIFIED ON 31 DEC PLUS 8 YEARS

TABLE I - USAF COMBAT FORCES, BY KIND OF UNIT, BY GEOGRAPHICAL AREA, WORLD-WIDE - AT END OF MONTH - FY 1973 (CONTINUED)

THIS TABLE REFLECTS SQUADRONS DEPLOYED BY GEOGRAPHICAL AREA. SOME UNITS ARE COMPOSITES MADE UP OF AIRCRAFT FROM MORE THAN ONE UNIT OR ARE UNITS HAVING 50 PERCENT OR MORE OF THEIR AIRCRAFT ON ROTATION OR TEMPORARY DUTY IN APPLICABLE AREA.

KIND OF UNIT	JUL	AUG	SEP	OCT	NOV	DEC	JAN	FEB	MAR	APR	MAY	JUN
<b>ALASKA (CONTINUED)</b>												
<u>TACTICAL FIGHTER</u> F-4D/E, F-130D/F, F-1050/F, F-111A/E	1	1	1	1	1	1	1	1	1	1	1	1
<u>SPECIAL OPERATIONS</u> UH-1F/P, CH-3E, U-10B, A-26A, T-28D A-37B, C/VC-47A/D, CH-53C, AC-119K, C/UC-123K, C-130E	1	1	1	1	1	1	1	1	1	1	1	1
<u>TACTICAL AIRLIFT</u> C-130A/B/E	1	1	1	1	1	1	1	1	1	1	1	1
<u>TACTICAL AIR CONTROL SYSTEM</u> O-2A, OV-10A, CH-3E	1	1	1	1	1	1	1	1	1	1	1	1
<u>AEROSPACE RESCUE/RECOVERY</u> HC-130H	1	1	1	1	1	1	1	1	1	1	1	1
<b>CANADA</b>												
<u>GENERAL PURPOSE</u>												
<u>AIR REFUELING</u> KC-135A/Q	1	1	1	1	1	1	1	1	1	1	1	1

SOURCE: USAF FORCE STATUS AND IDENTITY REPORT  
OPR: AF/XOOCOAB

SECRET

SECRET

CLASSIFIED BY JCS. SUBJECT TO GENERAL  
DECLASSIFICATION SCHEDULE OF  
EXECUTIVE ORDER 11652. AUTOMATICALLY  
DOWNGRADED AT TWO YEAR INTERVALS  
DESTROY WHEN SUPERCEDED  
DECLASSIFIED ON 31 DEC PLUS 8 YEARS

TABLE 2 - USAF COMBAT FORCES, BY SQUADRONS, BY KIND OF UNIT, WORLD-WIDE - AT END OF QUARTER - FY 1973

TABLE REFLECTS THE NUMBER OF SQUADRONS ORGANIZED IN USAF COMBAT FORCES BY KIND OF UNIT AS PROGRAMED IN THE USAF FORCE STRUCTURE

KIND OF UNIT	30 SEP 1972	31 DEC 1972	31 MAR 1973	30 JUN 1973
<u>STRATEGIC - OFFENSIVE</u>				
BOMB	25	25	25	25
STRATEGIC RECONNAISSANCE	1	1	1	1
AIR REFUELING	41	41	41	41
MISSILE AUGMENTATION	16	16	16	16
STRATEGIC MISSILE	36	36	27	27
<u>STRATEGIC - DEFENSIVE</u>				
FIGHTER INTERCEPTOR <u>A/</u>	10	10	9	8
AIRBORNE EARLY WARNING & CONTROL	3	3	3	3
DEFENSE SYSTEM EVALUATION	1	1	1	1
<u>GENERAL PURPOSE</u>				
TACTICAL FIGHTER	60	63	68	67
FIGHTER/ATTACK <u>A/</u>	1			
TACTICAL RECONNAISSANCE	13	13	13	13
TACTICAL ELECTRONIC WARFARE	3	3	1	1
SPECIAL OPERATIONS	9	8	7	7
TACTICAL AIRLIFT	18	15	14	16
TACTICAL AIR CONTROL SYSTEM	8	8	6	6
AIRBORNE COMMAND POST (CINCS)	5	5	5	6
<u>INTELLIGENCE/COMM</u>				
MAPPING, CHARTING, AND GEODESY	1	1	1	1
WEATHER SERVICE	4	4	4	4
AEROSPACE RESCUE/RECOVERY	12	11	14	14
NATIONAL EMERGENCY AIRBORNE CMD POST	1	1	1	1
<u>AIRLIFT</u>				
MILITARY AIRLIFT	14	14	14	14
AEROMEDICAL AIRLIFT	2	2	2	2

SECRET

SECRET

A/ FIGHTER INTERCEPTOR, F/TF-102A, IN ICELAND IS INCLUDED IN GENERAL PURPOSE FORCES, FIGHTER/ATTACK.

SOURCE: USAF FORCE STATUS AND IDENTITY REPORT  
OPR: AF/XOOCOAB

CLASSIFIED BY JCS. SUBJECT TO GENERAL  
DECLASSIFICATION SCHEDULE OF  
EXECUTIVE ORDER 11652. AUTOMATICALLY  
DOWNGRADED AT TWO YEAR INTERVALS  
DESTROY WHEN SUPERCEDED.  
DECLASSIFIED ON 31 DEC PLUS 8 YEARS.



TABLE 3 - USAF COMBAT FORCES, BY KIND OF UNIT, BY COMMAND OF ASSIGNMENT, WORLD-WIDE - AT END OF QUARTER - FY 1973

TABLE REFLECTS THE NUMBER OF SQUADRONS ORGANIZED IN USAF COMBAT FORCES BY COMMAND OF ASSIGNMENT AS PROGRAMMED IN THE USAF FORCE STRUCTURE. UNITS ASSIGNED TO CONUS COMMANDS AND LOCATED OVERSEAS ARE INCLUDED WITH THE CONUS COMMAND TO WHICH ASSIGNED.

KIND OF UNIT	30 SEP 1972	31 DEC 1972	31 MAR 1973	30 JUN 1973
<b>ALASKAN AIR COMMAND</b>				
<u>GENERAL PURPOSE</u>				
TACTICAL FIGHTER	1	1	1	1
SPECIAL OPERATIONS	1	1	1	1
TACTICAL AIRLIFT	1	1	1	1
TACTICAL AIR CONTROL SYSTEM	1	1	1	1
<b>AEROSPACE DEFENSE COMMAND</b>				
<u>STRATEGIC - DEFENSIVE</u>				
FIGHTER INTERCEPTOR	10	10	9	8
AIRBORNE EARLY WARNING AND CONTROL	2	2	2	2
DEFENSE SYSTEM EVALUATION	1	1	1	1
<b>US AIR FORCES EUROPE</b>				
<u>GENERAL PURPOSE</u>				
TACTICAL FIGHTER	21	21	25	21
TACTICAL RECONNAISSANCE	5	5	5	6
TACTICAL ELECTRONIC WARFARE	1	1		
SPECIAL OPERATIONS	1	1	1	1
AIRBORNE COMMAND POST (CINCS)				1
<u>INTELLIGENCE AND COMM</u>				
AEROSPACE RESCUE/RECOVERY	2	1	1	1
<u>AIRLIFT</u>				
AEROMEDICAL AIRLIFT	1	1	1	1
<u>GENERAL PURPOSE</u>				
SPECIAL OPERATIONS	1	1	1	1
<u>INTELLIGENCE AND COMM</u>				
NATIONAL EMERGENCY AIRBORNE CMD PDT	1	1	1	1
<b>MILITARY AIRLIFT COMMAND</b>				
<u>INTELLIGENCE AND COMM</u>				

Δ/ FIGHTER INTERCEPTOR F/TF-102A, IN PACAF, USAFE AND ICELAND INCLUDED IN GENERAL PURPOSE FORCES, FIGHTER/ATTACK. CLASSIFIED BY JCS. SUBJECT TO GENERAL DECLASSIFICATION SCHEDULE OF EXECUTIVE ORDER 11652. AUTOMATICALLY DOWNGRADED AT TWO YEAR INTERVALS DESTROY WHEN SUPERCEDED. DECLASSIFIED ON 31 DEC PLUS 8 YEARS

SECRET

SECRET

TABLE 3 - USAF COMBAT FORCES, BY KIND OF UNIT, BY COMMAND OF ASSIGNMENT, WORLD-WIDE - AT END OF QUARTER - FY 1973 (CONTINUED)

TABLE REFLECTS THE NUMBER OF SQUADRONS ORGANIZED IN USAF COMBAT FORCES BY COMMAND OF ASSIGNMENT AS PROGRAMMED IN THE USAF FORCE STRUCTURE. UNITS ASSIGNED TO CONUS COMMANDS AND LOCATED OVERSEAS ARE INCLUDED WITH THE CONUS COMMAND TO WHICH ASSIGNED.

KIND OF UNIT	30 SEP 1972	31 DEC 1972	31 MAR 1973	30 JUN 1973
MILITARY AIRLIFT COMMAND (CONTINUED)				
MAPPING, CHARTING AND GEODESY	1	1	1	1
WEATHER SERVICE	4	4	4	4
AEROSPACE RESCUE/RECOVERY	10	10	13	13
<u>AIRLIFT</u>				
MILITARY AIRLIFT	14	14	14	14
AEROMEDICAL AIRLIFT	1	1	1	1
PACIFIC AIR FORCES				
<u>STRATEGIC - DEFENSIVE</u>				
AIRBORNE EARLY WARNING AND CONTROL	1	1	1	1
<u>GENERAL PURPOSE</u>				
TACTICAL FIGHTER	16	16	18	15
FIGHTER/ATTACK	1			
TACTICAL RECONNAISSANCE	2	2	2	2
TACTICAL ELECTRONIC WARFARE	2	2	1	1
SPECIAL OPERATIONS	5	4	3	3
TACTICAL AIRLIFT	6	4	4	4
TACTICAL AIR CONTROL SYSTEM	5	5	3	3
AIRBORNE COMMAND POST (CINCS)	2	2	2	2
STRATEGIC AIR COMMAND				
<u>STRATEGIC - OFFENSIVE</u>				
BOMB	25	25	25	25
STRATEGIC RECONNAISSANCE	1	1	1	1
AIR REFUELING	41	41	41	41
MISSILE AUGMENTATION	16	16	16	16
STRATEGIC MISSILE	36	36	27	27
<u>GENERAL PURPOSE</u>				
AIRBORNE COMMAND POST (CINCS)	3	3	3	3
TACTICAL AIR COMMAND				
<u>GENERAL PURPOSE</u>				
TACTICAL FIGHTER	22	25	24	34
TACTICAL RECONNAISSANCE	6	6	6	5

SECRET

SECRET

A/ FIGHTER INTERCEPTOR F/TF-102A, IN PACAF, USAF AND ICELAND INCLUDED IN GENERAL PURPOSE FORCES, FIGHTER/ATTACK. CLASSIFIED BY JCS. SUBJECT TO GENERAL DECLASSIFICATION SCHEDULE OF EXECUTIVE ORDER 11652. AUTOMATICALLY DOWNGRADED AT TWO YEAR INTERVALS DESTROY WHEN SUPERCEDED. DECLASSIFIED ON 31 DEC PLUS 8 YEARS

TABLE 3 - USAF COMBAT FORCES, BY KIND OF UNIT, BY COMMAND OF ASSIGNMENT, WORLD-WIDE - AT END OF QUARTER - FY 1973 (CONTINUED)

TABLE REFLECTS THE NUMBER OF SQUADRONS ORGANIZED IN USAF COMBAT FORCES BY COMMAND OF ASSIGNMENT AS PROGRAMMED IN THE USAF FORCE STRUCTURE. UNITS ASSIGNED TO CONUS COMMANDS AND LOCATED OVERSEAS ARE INCLUDED WITH THE CONUS COMMAND TO WHICH ASSIGNED.

KIND OF UNIT	30 SEP 1972	31 DEC 1972	31 MAR 1973	30 JUN 1973
TACTICAL AIR COMMAND (CONTINUED)				
SPECIAL OPERATIONS	1	1	1	1
TACTICAL AIRLIFT	11	10	9	11

A/ FIGHTER INTERCEPTOR F/TF-102A, IN PACAF, USAFE AND ICELAND INCLUDED IN GENERAL PURPOSE FORCES, FIGHTER/ATTACK.

SOURCE: USAF FORCE STATUS AND IDENTITY REPORT

OPR: AF/XOOCOAB

SECRET

SECRET

CLASSIFIED BY JCS. SUBJECT TO GENERAL  
DECLASSIFICATION SCHEDULE OF  
EXECUTIVE ORDER 11652. AUTOMATICALLY  
DOWNGRADED AT TWO YEAR INTERVALS  
DESTROY WHEN SUPERCEDED.  
DECLASSIFIED ON 31 DEC PLUS 8 YEARS

TABLE 4 - USAF COMBAT FORCES, READINESS STATUS OF AIRCRAFT AND AIRCREWS IN SELECTED KINDS OF UNITS,  
BY WEAPONS SYSTEM - AT END OF QUARTER - FY 1973

WEAPONS SYSTEM	SQUADRONS ORGANIZED	SQUADRONS EQUIPED	AIRCRAFT		AIRCREWS	
			AUTHORIZED	POSSESSED	POSSESSED	READY
*** 30 SEPTEMBER 1972 ***						
<u>STRATEGIC - OFFENSIVE</u>						
<u>BOMB</u> B-52, B-58, F8-111B	25	25	563	567	609	570
<u>STRATEGIC RECONNAISSANCE</u> SR-71A	1	1	12	14	14	18
<u>AIR REFUELING</u> KC-135	41	41	592	517	1000	972
<u>STRATEGIC - DEFENSIVE</u>						
<u>FIGHTER INTERCEPTOR</u> F-101B/F, F/TF-102A, F-104A/B, F-106A/B	10	10	191	151	253	243
<u>AIRBORNE EARLY WARNING AND CONTROL</u> E/EC/TC-121	3	3	40	25	48	29
<u>DEFENSE SYSTEM EVALUATION</u> B/EB-57, F-100C/F	1	1	36	39	57	49
<u>GENERAL PURPOSE</u>						
<u>TACTICAL FIGHTER</u> F-4C/D/E, F-100D/F, F-105B/D/F, F-111A	60	60	1276	1185	1286	1024
<u>FIGHTER/ATTACK</u> A-37B, F/TF-102A A/	1	1	23	21	31	30
<u>TACTICAL RECONNAISSANCE</u> RF-4C, RF-101A/C, T-39A, RB-57E	13	13	277	255	224	189
<u>TACTICAL ELECTRONIC WARFARE</u> EB-66C/E, EC-47	3	3	62	65	77	60
<u>SPECIAL OPERATIONS</u> A-1E/G/H/J, UH-1F/P, O-2B, CH-3E	9	9	99	160	139	128

A/ FIGHTER INTECEPTOR, F/TF-102A, IN PACAF, USAF AND ICELAND INCLUDED IN GENERAL PURPOSE FORCES

DECLASSIFICATION SCHEDULE OF  
EXECUTIVE ORDER 11652. AUTOMATICALLY  
DOWNGRADED AT TWO YEAR INTERVALS  
DESTROY WHEN SUPERCEDED.  
DECLASSIFIED ON 31 DEC PLUS 8 YEARS

SECRET

SECRET

TABLE 4 -- USAF COMBAT FORCES, READINESS STATUS OF AIRCRAFT AND AIRCREWS IN SELECTED KINDS OF UNITS,  
BY WEAPONS SYSTEM -- AT END OF QUARTER -- FY 1973 (CONTINUED)

WEAPONS SYSTEM	SQUADRONS ORGANIZED	SQUADRONS EQUIPED	AIRCRAFT		AIRCREWS	
			AUTHORIZED	POSSESSED	POSSESSED	READY
30 SEPTEMBER (CONTINUED)						
U-10B/D, A-26A, T-28D, A-37A C/AC/VC-47A/U, AC-119G/K, C/UC-123B/K						
<u>TACTICAL AIRLIFT</u> C-7A, C-123, C-124C, C-130	18	18	277	178	412	365
<u>TACTICAL AIR CONTROL SYSTEM</u> O-1E/F/G, O-2A, OV-10A, C-130E	8	8	243	253	397	339
<u>AIRBORNE COMMAND POST (CINCS)</u> EC-135H/P	5	5	39	40	83	80
<u>AIRLIFT</u>						
<u>MILITARY AIRLIFT</u> C-124, C-133, C-141	14	14	265	284	563	484
<u>AEROMEDICAL AIRLIFT</u> C-9A, C-118A, C-131A, C-124C	2	2	19	18	29	29
*** 31 DECEMBER 1972 ***						
<u>STRATEGIC - OFFENSIVE</u>						
<u>BOMB</u> B-52, B-58, FB-111B	25	25	604	636	575	557
<u>STRATEGIC RECONNAISSANCE</u> SR-71A	1	1	11	11	10	8
<u>AIR REFUELING</u> KC-135	41	41	594	535	691	683
<u>STRATEGIC - DEFENSIVE</u>						
<u>FIGHTER INTERCEPTOR</u> F-101B/F, F/TF-102A, F-104A/B, F-106A/B	10	10	173	130	220	211
<u>AIRBORNE EARLY WARNING AND CONTROL</u> E/EC/TC-121	3	3	43	23	27	20

A/ FIGHTER INTERCEPTOR, F/TF-102A, IN PACAF, USAF AND ICELAND INCLUDED IN GENERAL PURPOSE FORCES

DECLASSIFICATION SCHEDULE OF  
EXECUTIVE ORDER 11652. AUTOMATICALLY  
DOWNGRADED AT TWO YEAR INTERVALS  
DESTROY WHEN SUPERCEDED.  
DECLASSIFIED ON 31 DEC PLUS 8 YEARS

SECRET

SECRET

TABLE 4 - USAF COMBAT FORCES, READINESS STATUS OF AIRCRAFT AND AIRCREWS IN SELECTED KINDS OF UNITS,  
BY WEAPONS SYSTEM - AT END OF QUARTER - FY 1973 (CONTINUED)

WEAPONS SYSTEM	SQUADRONS ORGANIZED	SQUADRONS EQUIPED	AIRCRAFT		AIRCREWS	
			AUTHORIZED	POSSESSED	POSSESSED	READY
31 DECEMBER (CONTINUED)						
<u>DEFENSE SYSTEM EVALUATION</u> B/EB-57,F-100C/F	1	1	18	15	23	19
<u>GENERAL PURPOSE</u>						
<u>TACTICAL FIGHTER</u> F-4C/D/E,F-100D/F,F-105B/D/F,F-111A	63	63	1367	1282	1373	1076
<u>TACTICAL RECONNAISSANCE</u> RF-4C,RF-101A/C,T-39A,RB-57E	13	13	272	241	224	190
<u>TACTICAL ELECTRONIC WARFARE</u> EB-66C/E,EC-47	3	3	28	27	51	34
<u>SPECIAL OPERATIONS</u> A-1E/G/H/J,UH-1F/P,O-2B,CH-3E U-10B/D,A-26A,T-280,A-37A C/AC/VC-47A/D,AC-119G/K,C/UC-123B/K	8	8	66	82	110	99
<u>TACTICAL AIRLIFT</u> C-7A,C-123,C-124C,C-130	15	15	243	222	429	367
<u>TACTICAL AIR CONTROL SYSTEM</u> O-1E/F/G,O-2A,OV-10A,C-130E	8	8	236	255	419	346
<u>AIRBORNE COMMAND POST (CINCS)</u> EC-135H/P	5	5	38	39	75	68
<u>AIRLIFT</u>						
<u>MILITARY AIRLIFT</u> C-124,C-133,C-141	14	14	268	246	567	509
<u>AEROMEDICAL AIRLIFT</u> C-9A,C-118A,C-131A,C-124C	2	2	16	15	24	23
*** 31 MARCH 1973 ***						
<u>STRATEGIC - OFFENSIVE</u>						

SECRET

SECRET

A/ FIGHTER INTECEPTOR, F/TF-102A, IN PACAF, USAFE AND ICELAND INCLUDED IN GENERAL PURPOSE FORCES

DECLASSIFICATION SCHEDULE OF  
EXECUTIVE ORDER 11652. AUTOMATICALLY  
DOWNGRADED AT TWO YEAR INTERVALS  
DESTROY WHEN SUPERCEDED.  
DECLASSIFIED ON 31 DEC PLUS 8 YEARS

TABLE 4 - USAF COMBAT FORCES, READINESS STATUS OF AIRCRAFT AND AIRCREWS IN SELECTED KINDS OF UNITS, BY WEAPONS SYSTEM - AT END OF QUARTER - FY 1973 (CONTINUED)

WEAPONS SYSTEM	SQUADRONS ORGANIZED	SQUADRONS EQUIPED	AIRCRAFT		AIRCREWS	
			AUTHORIZED	POSSESSED	POSSESSED	READY
31 MARCH (CONTINUED)						
<u>BOMB</u> B-52, B-58, FB-111B	25	25	778	750	694	668
<u>STRATEGIC RECONNAISSANCE</u> SR-71A	1	1	10	10	14	12
<u>AIR REFUELING</u> KC-135	41	41	594	448	731	714
<u>STRATEGIC - DEFENSIVE</u>						
<u>FIGHTER INTERCEPTOR</u> F-101B/F, F/TF-102A, F-104A/B, F-106A/B	9	9	127	139	215	206
<u>AIRBORNE EARLY WARNING AND CONTROL</u> E/EC/TC-121	3	3	45	31	25	22
<u>DEFENSE SYSTEM EVALUATION</u> B/EB-57, F-100C/F	1	1	19	15	21	20
<u>GENERAL PURPOSE</u>						
<u>TACTICAL FIGHTER</u> F-4C/D/E, F-100D/F, F-105B/D/F, F-111A	68	68	1520	1450	1529	1187
<u>TACTICAL RECONNAISSANCE</u> RF-4C, RF-101A/C, T-39A, RB-57E	13	13	275	258	231	192
<u>TACTICAL ELECTRONIC WARFARE</u> EB-66C/E, EC-47	1	1	22	19	38	32
<u>SPECIAL OPERATIONS</u> A-1E/G/H/J, UH-1F/P, O-2B, CH-3E U-10B/D, A-26A, T-28D, A-37A C/AC/VC-47A/D, AC-119G/K, C/UC-123B/K	7	7	78	74	110	96
<u>TACTICAL AIRLIFT</u> C-7A, C-123, C-124C, C-130	14	14	226	196	390	339

SECRET

SECRET

A/ FIGHTER INTECEPTOR, F/TF-102A, IN PACAF, USAF AND ICELAND INCLUDED IN GENERAL PURPOSE FORCES

DECLASSIFICATION SCHEDULE OF EXECUTIVE ORDER 11652. AUTOMATICALLY DOWNGRADED AT TWO YEAR INTERVALS DESTROY WHEN SUPERCEDED. DECLASSIFIED ON 31 DEC PLUS 8 YEARS

TABLE 4 -- USAF COMBAT FORCES, READINESS STATUS OF AIRCRAFT AND AIRCREWS IN SELECTED KINDS OF UNITS,  
BY WEAPONS SYSTEM -- AT END OF QUARTER -- FY 1973 (CONTINUED)

WEAPONS SYSTEM	SQUADRONS ORGANIZED	SQUADRONS EQUIPED	AIRCRAFT		AIRCREWS	
			AUTHORIZED	POSSESSED	POSSESSED	READY
31 MARCH (CONTINUED)						
<u>TACTICAL AIR CONTROL SYSTEM</u> O-1E/F/G,O-2A,OV-10A,C-130E	6	6	150	167	274	232
<u>AIRBORNE COMMAND POST (CINCS)</u> EC-135H/P	5	5	43	41	92	94
<u>AIRLIFT</u>						
<u>MILITARY AIRLIFT</u> C-124,C-133,C-141	14	14	273	251	555	510
<u>AEROMEDICAL AIRLIFT</u> C-9A,C-118A,C-131A,C-124C	2	2	16	16	28	25
*** 30 JUNE 1973 ***						
<u>STRATEGIC - OFFENSIVE</u>						
<u>BOMB</u> B-52, B-58, FB-111B	25	25	835	812	597	553
<u>STRATEGIC RECONNAISSANCE</u> SR-71A	1	1	17	16	12	12
<u>AIR REFUELING</u> KC-135	41	41	602	469	817	814
<u>STRATEGIC - DEFENSIVE</u>						
<u>FIGHTER INTERCEPTOR</u> F-101B/F,F/TF-102A,F-104A/B,F-106A/B	8	8	139	141	196	189
<u>AIRBORNE EARLY WARNING AND CONTROL</u> E/EC/TG-121	3	3	45	33	32	30
<u>DEFENSE SYSTEM EVALUATION</u> B/EB-57,F-100C/F	1	1	19	11	22	22
<u>GENERAL PURPOSE</u>						

SECRET

SECRET

A/ FIGHTER INTERCEPTOR, F/TF-102A, IN PACAF, USAFE AND ICELAND INCLUDED IN GENERAL PURPOSE FORCES

DECLASSIFICATION SCHEDULE OF  
EXECUTIVE ORDER 11652. AUTOMATICALLY  
DOWNGRADED AT TWO YEAR INTERVALS  
DESTROY WHEN SUPERCEDED.  
DECLASSIFIED ON 31 DEC PLUS 8 YEARS



TABLE 4 -- USAF COMBAT FORCES, READINESS STATUS OF AIRCRAFT AND AIRCREWS IN SELECTED KINDS OF UNITS,  
BY WEAPONS SYSTEM -- AT END OF QUARTER -- FY 1973 (CONTINUED)

WEAPONS SYSTEM	SQUADRONS ORGANIZED	SQUADRONS EQUIPED	AIRCRAFT		AIRCREWS	
			AUTHORIZED	POSSESSED	POSSESSED	READY
30 JJNE (CONTINUED)						
<u>TACTICAL FIGHTER</u> F-4C/D/E, F-100D/F, F-105B/D/F, F-111A	67	67	1462	1394	1435	1146
<u>TACTICAL RECONNAISSANCE</u> RF-4C, RF-101A/C, T-39A, RB-57E	13	13	290	282	249	219
<u>TACTICAL ELECTRONIC WARFARE</u> EB-66C/E, EC-47	1	1	22	21	41	34
<u>SPECIAL OPERATIONS</u> A-1E/G/H/J, UH-1F/P, O-2B, CH-3E U-10B/D, A-26A, T-28D, A-37A C/AC/VC-47A/D, AC-119G/K, C/UC-123B/K	7	7	65	59	88	84
<u>TACTICAL AIRLIFT</u> C-7A, C-123, C-124C, C-130	16	16	256	231	402	315
<u>TACTICAL AIR CONTROL SYSTEM</u> O-1E/F/G, O-2A, OV-10A, C-130E	6	6	169	192	268	238
<u>AIRBORNE COMMAND POST (CINCS)</u> EC-135H/P	6	6	48	45	99	97
<u>AIRLIFT</u>						
<u>MILITARY AIRLIFT</u> C-124, C-133, C-141	14	14	275	242	521	484
<u>AEROMEDICAL AIRLIFT</u> C-9A, C-118A, C-131A, C-124C	2	2	16	16	28	26

A/ FIGHTER INTERCEPTOR, F/TF-102A, IN PACAF, USAFE AND ICELAND INCLUDED IN GENERAL PURPOSE FORCES.

SOURCE: USAF FORCE STATUS AND IDENTITY REPORT  
OPR: AF/XOOCOAB

DECLASSIFICATION SCHEDULE OF  
EXECUTIVE ORDER 11652. AUTOMATICALLY  
DOWNGRADED AT TWO YEAR INTERVALS  
DESTROY WHEN SUPERCEDED.  
DECLASSIFIED ON 31 DEC PLUS 8 YEARS

SECRET

SECRET

TABLE 5 - USAF COMBAT FORCES, READINESS STATUS OF MISSILES, BY WEAPONS SYSTEM -- AT END OF QUARTER -- FY 1973

WEAPON SYSTEMS STRATEGIC - OFFENSIVE	SQUADRONS OPERATIONAL	LAUNCHERS AUTHORIZED	MISSILES		CREWS		
			POSSESSED	READY	AUTHORIZED	FORMED	READY
*** 30 SEP 1972 ***							
LGM-25C	9	54	58	52	285	256	256
LGM-30B	8	300	241	228	124	156	138
LGM-30F	16	600	486	453	501	451	439
LGM-30G	7	300	249	236	177	167	153
<u>TOTALS</u>	<u>40</u>	<u>1254</u>	<u>1034</u>	<u>959</u>	<u>1087</u>	<u>1030</u>	<u>986</u>
*** 31 DEC 1972 ***							
LGM-25C	9	54	57	54	285	257	257
LGM-30B	8	300	221	185	124	150	141
LGM-30F	16	600	486	454	501	457	441
LGM-30G	9	400	272	254	219	212	199
<u>TOTALS</u>	<u>42</u>	<u>1354</u>	<u>1036</u>	<u>947</u>	<u>1129</u>	<u>1076</u>	<u>1038</u>
*** 31 MAR 1973 ***							
LGM-25C	6	54	57	54	258	239	239
LGM-30B	4	200	181	178	84	90	84
LGM-30F	11	550	504	471	420	417	394
LGM-30G	8	400	309	297	294	269	256
<u>TOTALS</u>	<u>29</u>	<u>1204</u>	<u>1051</u>	<u>1000</u>	<u>1056</u>	<u>1015</u>	<u>973</u>
*** 30 JUN 1973 ***							
LGM-25C	6	54	57	54	258	235	235
LGM-30B	4	200	160	149	84	91	91
LGM-30F	11	550	503	481	420	414	405
LGM-30G	8	400	307	289	294	246	243
<u>TOTALS</u>	<u>29</u>	<u>1204</u>	<u>1027</u>	<u>973</u>	<u>1056</u>	<u>986</u>	<u>974</u>

SOURCE: USAF FORCE STATUS AND IDENTITY REPORT  
OPR: AF/XOOCOAB

CLASSIFIED BY JCS. SUBJECT TO GENERAL  
DECLASSIFICATION SCHEDULE OF  
EXECUTIVE ORDER 11652. AUTOMATICALLY  
DOWNGRADED AT TWO YEAR INTERVALS  
DESTROY WHEN SUPERCEDED.  
DECLASSIFIED ON 31 DEC PLUS 8 YEARS.

SECRET

SECRET

TABLE 6 - USAF COMBAT FORCES, READINESS RATINGS, BY KIND OF UNIT - SEMIANNUALLY - FY 1973

KIND OF UNIT	31 DECEMBER 1972					30 JUNE 1973				
	TOTAL	C-1	C-2	C-3	C-4	TOTAL	C-1	C-2	C-3	C-4
<u>STRATEGIC - OFFENSIVE</u>										
BOMB	25	4	4	2	15	25	5	3	3	14
STRATEGIC RECONNAISSANCE	1	1				1	1			
AIR REFUELING	36	10	9	6	11	36	16	9	3	8
STRATEGIC MISSILE	8	7	1							
<u>STRATEGIC - DEFENSIVE</u>										
FIGHTER INTERCEPTOR A/	10	2	3	3	2	8	2	5	1	
AIRBORNE EARLY WARNING & CTL	3			1	2	3		1		2
<u>GENERAL PURPOSE</u>										
TACTICAL FIGHTER	63	8	26	12	17	67	9	28	12	18
TACTICAL RECONNAISSANCE	13	6	5		2	13	1	8	2	2
TACTICAL ELECTRONIC WARFARE	3			1	2	1		1		
SPECIAL OPERATIONS	8	2	1	4	1	7	3	3	1	
TACTICAL AIRLIFT	15	1	11	2	1	16	3	12		1
TACTICAL AIR CONTROL SYSTEM	8	1	4	2	1	6	1	2	2	1
<u>INTELLIGENCE/COMM</u>										
MAPPING, CHARTING & GEODESY	1	1				1			1	
WEATHER SERVICE	4	1	2	1		4		1	3	
AEROSPACE RESCUE/RECOVERY	11	3	4	1	3	14	3	6	4	1
<u>AIRLIFT</u>										
MILITARY AIRLIFT	14	9	4		1	14	9	1	3	1
AEROMEDICAL AIRLIFT	2	1		1		2	1	1		

SECRET

SECRET

NOTES: TABLE REFLECTS SQUADRONS C-RATED EXCEPT STRATEGIC MISSILE SQUADRONS, WHICH ARE C-RATED ON WING LEVEL.  
FOOTNOTE A IS DEFINED ON THE FOLLOWING PAGE.

SOURCE: USAF FORCE STATUS AND IDENTITY REPORT  
OPR: AF/XOOCOAB

CLASSIFIED BY JCS. SUBJECT TO GENERAL  
DECLASSIFICATION SCHEDULE OF  
EXECUTIVE ORDER 11652. AUTOMATICALLY  
DOWNGRADED AT TWO YEAR INTERVALS  
DESTROY WHEN SUPERCEDED.  
DECLASSIFIED ON 31 DEC PLUS 8 YEARS

TABLE 6 -- USAF COMBAT FORCES, READINESS RATINGS, BY KIND OF UNIT -- SEMIANNUALLY -- FY 1973 (CONTINUED)

CRITERIA														
<u>MINIMUM PERCENTAGES OF AUTHORIZED REQUIRED FOR EACH C-RATING</u>														
MISSILE UNITS					AIRCRAFT UNITS									
<u>AIR DEFENSE AND TACTICAL</u>					<u>AIRCRAFT UNITS</u>									
					PERCENTAGE									
					C-1	C-2	C-3	C-4	C-1	C-2	C-3	C-4		
MISSILES READY					85	75	55		AIRCRAFT POSSESSED	85	75	55	LOWER	
POSSESSED MISSILES, LAUNCHERS AND OPERATIONAL GROUND EQUIPMENT					90	80	60	LOWER						
LAUNCH CREWS READY					80	60	50	PER-	AIRCRAFT READY	71	51	40	PER-	
PERSONNEL ASSIGNED					90	80	70	CENT-					CENT-	
<u>STRATEGIC</u>														
MISSILES READY					80	60	35	AGE	AIRCRAFT READY	85	70	55	AGE	
POSSESSED MISSILES LAUNCHERS, AND OPERATIONAL GROUND EQUIPMENT					80	65	35	THAN					THAN	
LAUNCH CREWS READY					80	80	60	C-3					C-3	
PERSONNEL ASSIGNED					90	80	70		PERSONNEL ASSIGNED	90	80	70		

A/ FIGHTER INTERCEPTOR, F/TF-102A, IN PACAF,USAF AND ICELAND INCLUDED IN GENERAL PURPOSE FORCES

SECRET

SECRET

C-1 - FULLY COMBAT READY. A UNIT FULLY CAPABLE OF PERFORMING THE MISSION(S) FOR WHICH IT IS ORGANIZED OR DESIGNED.

C-2 SUBSTANTIALLY COMBAT READY. A UNIT CAPABLE OF PERFORMING THE MISSION(S) FOR WHICH IT IS ORGANIZED OR DESIGNED. BUT HAVING MINOR DEFICIENCIES THAT COULD REDUCE ITS EFFECTIVENESS OR ITS ABILITY TO CONDUCT SUSTAINED OPERATIONS

C-3 - MARGINALLY COMBAT READY. A UNIT WITH MAJOR DEFICIENCIES OF SUCH MAGNITUDE AS TO SEVERELY LIMIT ITS CAPABILITY TO PERFORM THE MISSION(S) FOR WHICH IT IS ORGANIZED OR DESIGNED, BUT CAPABLE OF CONDUCTING LIMITED OPERATIONS FOR A LIMITED PERIOD.

C-4 - NOT COMBAT READY. A UNIT NOT CAPABLE OF PERFORMING THE MISSION(S) FOR WHICH IT IS ORGANIZED OR DESIGNED.

SOURCE: USAF FORCE STATUS AND IDENTITY REPORT  
 OPR: AF/XOOCOAB

TABLE 7 - USAF COMBAT FORCES, READINESS STATUS OF AIRCRAFT AND AIRCREWS IN SOUTHEAST ASIA,  
BY WEAPONS SYSTEM - AT END OF QUARTER - FY 1973

TABLE INCLUDES UNITS IN SOUTH VIETNAM AND THAILAND, THE ONLY TWO COUNTRIES ON THE SOUTHEAST ASIA MAINLAND IN WHICH THE USAF HAD COMBAT UNITS LOCATED ON THE DATES SHOWN. DATA INCLUDES UNITS ON ROTATION FROM CONUS AND OTHER PAF AREAS, AND UNITS PERMANENTLY STATIONED IN THE TWO COUNTRIES. SOME UNITS ARE COMPOSITES MADE UP OF AIRCRAFT FROM MORE THAN ONE UNIT.

WEAPONS SYSTEM	COMMAND OF ASSIGNMENT	SQUADRONS ORGANIZED	AIRCRAFT POSSESSED	AIRCREWS	
				FORMED	READY
30 SEPTEMBER 1972					
<u>STRATEGIC - OFFENSIVE</u>					
<u>AIR REFUELING</u> KC-135	SAC	1	98	132	132
<u>STRATEGIC - DEFENSIVE</u>					
<u>AIRBORNE EARLY WARNING AND CONTROL</u> EC-121D	PAF	1	19	22	21
<u>GENERAL PURPOSE</u>					
<u>TACTICAL FIGHTER</u> F4C/D/E, F-100D/F, F-105D/F	PAF	12	211	264	266
<u>FIGHTER/ATTACK</u> F7F-102A	PAF	1	21	31	30
<u>TACTICAL RECONNAISSANCE</u> RF-4C, RF-101C	PAF	1	17	20	19
<u>TACTICAL ELECTRONIC WARFARE</u> EB-66B/C/E	PAF	2	52	62	47
<u>SPECIAL OPERATIONS</u> A-1E/G/H/J, UH-1F/P, O-2B, CH-3E, U-10B/D, A-26A, A-37A, C/AC-47A/D, AC-119G, C/UC-123B/K, C/AC-130A/E.	PAF	4	52	93	83
<u>TACTICAL AIRLIFT</u> C-7A, C-130A/B/E	PAF	1	4	19	19
<u>TACTICAL AIR CONTROL SYSTEM</u> O-1E/F/G, O-2A, OV-10A, C-130E	PAF	3	144	236	212

SECRET

SECRET

CLASSIFIED BY JCS. SUBJECT TO GENERAL  
DECLASSIFICATION SCHEDULE OF  
EXECUTIVE ORDER 11652. AUTOMATICALLY  
DOWNGRADED AT TWO YEAR INTERVALS  
DESTROY WHEN SUPERCEDED.  
DECLASSIFIED ON 31 DEC PLUS 8 YEARS.

TABLE 7 - USAF COMBAT FORCES, READINESS STATUS OF AIRCRAFT AND AIRCREWS IN SOUTHEAST ASIA,  
BY WEAPONS SYSTEM - AT END OF QUARTER - FY 1973 (CONTINUED)

TABLE INCLUDES UNITS IN SOUTH VIETNAM AND THAILAND, THE ONLY TWO COUNTRIES ON THE SOUTHEAST ASIA MAINLAND IN WHICH THE USAF HAD COMBAT UNITS LOCATED ON THE DATES SHOWN. DATA INCLUDES UNITS ON ROTATION FROM CONUS AND OTHER PAF AREAS, AND UNITS PERMANENTLY STATIONED IN THE TWO COUNTRIES. SOME UNITS ARE COMPOSITES MADE UP OF AIRCRAFT FROM MORE THAN ONE UNIT.

WEAPONS SYSTEM	COMMAND OF ASSIGNMENT	SQUADRONS ORGANIZED	AIRCRAFT POSSESSED	AIRCREWS	
				FORMED	READY
<u>INTELLIGENCE/COMM</u>					
<u>AEROSPACE RESCUE/RECOVERY</u> HH-3E, HH-43B/F, HH-53B, HC-130P	MTC	3	29	34	30
31 DECEMBER 1972					
<u>STRATEGIC - OFFENSIVE</u>					
<u>AIR REFUELING</u> KC-135	SAC	1	73	105	105
<u>STRATEGIC - DEFENSIVE</u>					
<u>AIRBORNE EARLY WARNING AND CONTROL</u> EC-121D	PAF	1	19	13	13
<u>GENERAL PURPOSE</u>					
<u>TACTICAL FIGHTER</u> F4C/D/E, F-100D/F, F-105D/F	PAF	12	236	300	305
<u>TACTICAL RECONNAISSANCE</u> RF-4C, RF-101C	PAF	1	19	22	22
<u>TACTICAL ELECTRONIC WARFARE</u> EB-66B/C/E	PAF	2	27	51	34
<u>SPECIAL OPERATIONS</u> A-1E/G/H/J, UH-1F/P, O-2B, CH-3E, U-10B/D, A-26A, A-37A, C/AC-47A/D, AC-119G, C/UC-123B/K, C/AC-130A/E.	PAF	3	42	63	53
<u>TACTICAL AIR CONTROL SYSTEM</u> O-1E/F/G, O-2A, OV-10A, C-130E	PAF	3	137	228	194

SECRET

SECRET

CLASSIFIED BY JCS. SUBJECT TO GENERAL  
DECLASSIFICATION SCHEDULE OF  
EXECUTIVE ORDER 11652. AUTOMATICALLY  
DOWNGRADED AT TWO YEAR INTERVALS  
DESTROY WHEN SUPERCEDED.  
DECLASSIFIED ON 31 DEC PLUS 8 YEARS.

TABLE 7 - USAF COMBAT FORCES, READINESS STATUS OF AIRCRAFT AND AIRCREWS IN SOUTHEAST ASIA,  
BY WEAPONS SYSTEM - AT END OF QUARTER - FY 1973 (CONTINUED)

TABLE INCLUDES UNITS IN SOUTH VIETNAM AND THAILAND, THE ONLY TWO COUNTRIES ON THE SOUTHEAST ASIA MAINLAND IN WHICH THE USAF HAD COMBAT UNITS LOCATED ON THE DATES SHOWN. DATA INCLUDES UNITS ON ROTATION FROM CONUS AND OTHER PAF AREAS, AND UNITS PERMANENTLY STATIONED IN THE TWO COUNTRIES. SOME UNITS ARE COMPOSITES MADE UP OF AIRCRAFT FROM MORE THAN ONE UNIT.

WEAPONS SYSTEM	COMMAND OF ASSIGNMENT	SQUADRONS ORGANIZED	AIRCRAFT POSSESSED	AIRCREWS	
				FORMED	READY
<u>INTELLIGENCE/COMM</u> <u>AEROSPACE RESCUE/RECOVERY</u> HH-3E, HH-43B/F, HH-53B, HC-130P	MTC	3	30	35	31
31 MARCH 1973					
<u>STRATEGIC - OFFENSIVE</u>					
<u>AIR REFUELING</u> KC-135	SAC	1	54	83	83
<u>STRATEGIC - DEFENSIVE</u>					
<u>AIRBORNE EARLY WARNING AND CONTROL</u> EC-121D	PAF	1	22	14	14
<u>GENERAL PURPOSE</u>					
<u>TACTICAL FIGHTER</u> F4C/D/E, F-105D/F, F-105D/F	PAF	14	279	350	343
<u>TACTICAL RECONNAISSANCE</u> RF-4C, RF-101C	PAF	1	21	27	27
<u>TACTICAL ELECTRONIC WARFARE</u> E3-66B/C/E	PAF	1	19	38	32
<u>SPECIAL OPERATIONS</u> A-1E/G/H/J, UH-1F/P, O-2B, CH-3E, U-10B/D, A-26A, A-37A, C/AC-47A/D, AC-119G, C/UC-123B/K, C/AC-130A/E.	PAF	2	24	46	41
<u>TACTICAL AIR CONTROL SYSTEM</u> O-1E/F/G, O-2A, OV-10A, C-130E	PAF	1	49	97	77

SECRET

SECRET

CLASSIFIED BY JCS. SUBJECT TO GENERAL  
DECLASSIFICATION SCHEDULE OF  
EXECUTIVE ORDER 11652. AUTOMATICALLY  
DOWNGRADED AT TWO YEAR INTERVALS  
DESTROY WHEN SUPERCEDED.  
DECLASSIFIED ON 31 DEC PLUS 8 YEARS.

TABLE 7 - USAF COMBAT FORCES, READINESS STATUS OF AIRCRAFT AND AIRCREWS IN SOUTHEAST ASIA,  
BY WEAPONS SYSTEM - AT END OF QUARTER - FY 1973 (CONTINUED)

TABLE INCLUDES UNITS IN SOUTH VIETNAM AND THAILAND, THE ONLY TWO COUNTRIES ON THE SOUTHEAST ASIA MAINLAND IN WHICH THE USAF HAD COMBAT UNITS LOCATED ON THE DATES SHOWN. DATA INCLUDES UNITS ON ROTATION FROM CONUS AND OTHER PAF AREAS, AND UNITS PERMANENTLY STATIONED IN THE TWO COUNTRIES. SOME UNITS ARE COMPOSITES MADE UP OF AIRCRAFT FROM MORE THAN ONE UNIT.

WEAPONS SYSTEM	COMMAND OF ASSIGNMENT	SQUADRONS ORGANIZED	AIRCRAFT POSSESSED	AIRCREWS	
				FORMED	READY
<u>INTELLIGENCE/COMM</u>					
<u>AEROSPACE RESCUE/RECOVERY</u> HH-3E, HH-43B/F, HH-53B, HC-130P	MTC	2	27	30	24
30 JUNE 1973					
<u>STRATEGIC - OFFENSIVE</u>					
<u>AIR REFUELING</u> KC-135	SAC	1	51	87	87
<u>STRATEGIC - DEFENSIVE</u>					
<u>AIRBORNE EARLY WARNING AND CONTROL</u> EC-121D	PAF	1	24	21	21
<u>GENERAL PURPOSE</u>					
<u>TACTICAL FIGHTER</u> F4C/D/E, F-105D/F, F-105D/F	PAF	13	254	325	335
<u>TACTICAL RECONNAISSANCE</u> RF-4C, RF-101G	PAF	1	22	24	24
<u>TACTICAL ELECTRONIC WARFARE</u> EB-66B/C/E	PAF	1	21	41	34
<u>SPECIAL OPERATIONS</u> A-1E/G/H/J, UH-1F/P, O-2B, CH-3E, U-10B/D, A-26A, A-37A, C/AC-47A/D, AC-119G, C/UC-123B/K, C/AC-130A/E.	PAF	2	22	45	42
<u>TACTICAL AIR CONTROL SYSTEM</u> O-1E/F/G, O-2A, OV-10A, C-130E	PAF	1	61	97	79

SECRET

SECRET

CLASSIFIED BY JCS. SUBJECT TO GENERAL  
DECLASSIFICATION SCHEDULE OF  
EXECUTIVE ORDER 11652. AUTOMATICALLY  
DOWNGRADED AT TWO YEAR INTERVALS  
DESTROY WHEN SUPERCEDED.  
DECLASSIFIED ON 31 DEC PLUS 8 YEARS.



TABLE 7 - USAF COMBAT FORCES, READINESS STATUS OF AIRCRAFT AND AIRCREWS IN SOUTHEAST ASIA,  
BY WEAPONS SYSTEM - AT END OF QUARTER - FY 1973 (CONTINUED)

TABLE INCLUDES UNITS IN SOUTH VIETNAM AND THAILAND, THE ONLY TWO COUNTRIES ON THE SOUTHEAST ASIA MAINLAND IN WHICH THE USAF HAD COMBAT UNITS LOCATED ON THE DATES SHOWN. DATA INCLUDES UNITS ON ROTATION FROM CONUS AND OTHER PAF AREAS, AND UNITS PERMANENTLY STATIONED IN THE TWO COUNTRIES. SOME UNITS ARE COMPOSITES MADE UP OF AIRCRAFT FROM MORE THAN ONE UNIT.

WEAPONS SYSTEM	COMMAND OF ASSIGNMENT	SQUADRONS ORGANIZED	AIRCRAFT POSSESSED	AIRCREWS	
				FORMED	READY
<u>INTELLIGENCE/COMM</u> <u>AEROSPACE RESCUE/RECOVERY</u> HH-3E, HH-43B/F, HH-53B, HC-130P	MTC	2	20	30	24

SOURCE: USAF FORCE STATUS AND IDENTITY REPORT  
OPR: AF/XOOCOAB

SECRET

SECRET

CLASSIFIED BY JCS. SUBJECT TO GENERAL  
DECLASSIFICATION SCHEDULE OF  
EXECUTIVE ORDER 11652. AUTOMATICALLY  
DOWNGRADED AT TWO YEAR INTERVALS  
DESTROY WHEN SUPERCEDED.  
DECLASSIFIED ON 31 DEC PLUS 8 YEARS.

Safety

***PART II***



# SAFETY AIRCRAFT ACCIDENTS

## PART II

### INTRODUCTION

THE CONTENTS OF THIS SECTION PRESENT STATISTICS OF AIRCRAFT ACCIDENTS WHICH OCCURRED IN THE UNITED STATES AIR FORCE, THE AIR NATIONAL GUARD, AND THE AIR FORCE RESERVE.

ALL RATES ARE EXPRESSED IN NUMBER OF ACCIDENTS PER 100,000 FLYING HOURS.

FINAL CHANGES TO AIRCRAFT ACCIDENT STATISTICS EXTEND OVER A PERIOD OF SEVERAL MONTHS. THIS DATA IS SUBJECT TO CHANGES DURING FINAL EVALUATION.

### DEFINITIONS

FATAL ACCIDENT - AN ACCIDENT IN WHICH ONE OR MORE PERSONS SUSTAINS FATAL INJURY.

FLIGHT ACCIDENT - A MISHAP WHICH RESULTS IN DAMAGE TO, OR DESTRUCTION OF ONE OR MORE USAF AIRCRAFT WHEN INTENT FOR FLIGHT EXISTS. INTENT FOR FLIGHT IS CONSIDERED TO EXIST WHEN THE ENGINE IS STARTED FOR THE PURPOSE OF COMMENCING FLIGHT; IT CONTINUES UNTIL THE AIRCRAFT COMES TO REST WITH THE ENGINE(S), PROPELLER(S) OR ROTOR(S) STOPPED AND THE BRAKES SET OR WHEEL CHOCKS IN PLACE.

MAJOR ACCIDENT - A MAJOR ACCIDENT IS ONE IN WHICH THE AIRCRAFT IS DESTROYED OR IS SUBSTANTIALLY DAMAGED (SEE AFR 127-4).

MINOR ACCIDENT - A MINOR ACCIDENT IS ONE IN WHICH THE AIRCRAFT RECEIVES MINOR DAMAGE AS DEFINED IN AFR 127-4.

ALL OR TOTAL ACCIDENTS - TOTAL OF MAJOR AND MINOR ACCIDENTS.

FOR OFFICIAL USE ONLY

FOR OFFICIAL USE ONLY

TABLE 8 - USAF AIRCRAFT FLIGHT ACCIDENTS, FATALITIES, AND AIRCRAFT DESTROYED, BY COMMAND, WORLD-WIDE - FY 1973

COMMAND	FLYING HRS	ACCIDENTS						FATALITIES		AIRCRAFT DESTROYED	
		TOTAL		MAJOR		FATAL		NR	RATE	NR	RATE
		NR	RATE	NR	RATE	NR	RATE				
AEROSPACE DEFENSE COMMAND	167,280	12	7.2	10	6.0	6	3.6	7	4.2	9	5.4
AIR FORCE COMMUNICATIONS SERVICE	9,390	-	-	-	-	-	-	-	-	-	-
AIR FORCE LOGISTICS COMMAND	36,915	1	2.7	-	-	-	-	-	-	-	-
AIR FORCE RESERVE	125,547	4	3.2	4	3.2	2	1.6	4	3.2	4	3.2
AIR FORCE SYSTEMS COMMAND	71,258	3	4.2	3	4.2	1	1.4	2	2.8	2	2.8
AIR NATIONAL GUARD	428,401	35	8.2	28	6.5	6	1.4	18	4.2	26	6.1
AIR TRAINING COMMAND	1,038,566	14*	1.3	12	1.2	5	0.5	8	0.8	12	1.2
AIR UNIVERSITY	7,825	1	12.8	-	-	-	-	-	-	-	-
ALASKAN AIR COMMAND	33,302	3	9.0	1	3.0	-	-	-	-	1	3.0
HEADQUARTERS COMMAND, USAF	61,450	1	1.6	1	1.6	-	-	-	-	-	-
MILITARY AIRLIFT COMMAND	668,507	7	1.0	5	0.7	3	A	7	1.0	4	0.6
PACIFIC AIR FORCES	510,074	33	6.5	26	5.1	11	2.2	24	4.7	23	4.5
STRATEGIC AIR COMMAND	823,415	14	1.7	8	1.0	2	A	6	0.7	3	A
TACTICAL AIR COMMAND	727,451	39*	5.2	30*	4.0	12*	1.5	26*	2.9	27*	3.6
U.S. AIR FORCES IN EUROPE	202,492	10	4.9	9	4.4	4	2.0	7	3.5	8	4.0
USAF AT LARGE (B)	0	1	-	1	-	-	-	-	-	-	-
USAF SECURITY SERVICE	3,625	-	-	-	-	-	-	-	-	-	-
USAF SOUTHERN COMMAND	6,998	-	-	-	-	-	-	-	-	-	-
TOTAL	4,922,496	178	3.6	138	2.8	52	1.1	109	2.2	119	2.4

(A) RATE LESS THAN .5

(B) ACCIDENTS WHICH FOR ONE OF SEVERAL REASONS ARE NOT CHARGED TO A SPECIFIC COMMAND, BUT ARE INCLUDED IN USAF TOTALS

\* INCLUDES ACCIDENTS WHICH ARE EXCLUDED FROM RATE COMPUTATION.

SOURCE - DIRECTORATE OF AEROSPACE SAFETY, AIR FORCE INSPECTION AND SAFETY CENTER

FOR OFFICIAL USE ONLY

FOR OFFICIAL USE ONLY

TABLE 9 -- USAF FLIGHT ACCIDENTS, FATALITIES, AND AIRCRAFT DESTROYED, BY MISSION, BY COMMAND, WORLD-WIDE - FY 1973

COMMAND AND MISSION	ACCIDENTS			FATALITIES		AIRCRAFT DESTROYED
	TOTAL	MAJOR	FATAL	TOTAL	PILOT	
OPERATIONAL TRAINING	68	54	25	42	33	45
STUDENT TRAINING	13	11	4	6	3	9
COMBAT	10	6	2	2	1	4
COMBAT CREW TRAINING	25	23	9	29	16	27
PROFICIENCY TRAINING	8	6	-	-	-	3
MAINTAINENCE TEST	4	3	1	2	1	3
DIRECT TEST SUPPORT	1	1	1	2	1	1
AIRCRAFT DELIVERY	3	2	1	5	2	2
PERSONNEL	2	1	-	-	-	-
SPECIAL	1	1	-	-	-	1
ADMINISTRATIVE	4	3	2	4	3	2
LOGISTIC	2	-	-	-	-	-
SCHEDULED FLIGHTS	1	1	-	-	-	1
COMBAT SUPPORT	24	17	5	13	6	14
PASSENGER PATIENTS	1	-	-	-	-	-
OTHER	5	4	1	1	1	4
UNDETERMINED	1	1	-	-	-	1
	5	4	1	3	2	2
TOTAL	178	138	52	109	69	119

FOR OFFICIAL USE ONLY

FOR OFFICIAL USE ONLY

TABLE 9 - USAF FLIGHT ACCIDENTS, FATALITIES, AND AIRCRAFT DESTROYED, BY MISSION, BY COMMAND, WORLD-WIDE - FY 1973 (CONTINUED)

COMMAND AND MISSION	ACCIDENTS			FATALITIES		AIRCRAFT DESTROYED
	TOTAL	MAJOR	FATAL	TOTAL	PILOT	
OPERATIONAL TRAINING	8	6	4	5	4	5
COMBAT CREW TRAINING	3	3	2	2	2	3
OTHER	1	1	-	-	-	1
AEROSPACE DEFENSE COMMAND	12	10	6	7	6	9
AIRCRAFT DELIVERY	1	-	-	-	-	-
AIR FORCE LOGISTICS COMMAND	1	-	-	-	-	-
OPERATIONAL TRAINING	4	4	2	4	4	4
AIR FORCE RESERVE	4	4	2	4	4	4
PROFICIENCY TRAINING	1	1	-	-	-	-
MAINTAINENCE TEST	1	1	-	-	-	1
DIRECT TEST SUPPORT	1	1	1	2	1	1
AIR FORCE SYSTEMS COMMAND	3	3	1	2	1	2
OPERATIONAL TRAINING	23	17	5	5	4	14
COMBAT CREW TRAINING	10	10	1	13	4	12
PROFICIENCY TRAINING	1	1	-	-	-	-
MAINTAINENCE TEST	1	-	-	-	-	-
AIR NATIONAL GUARD	35	28	6	18	8	26
STUDENT TRAINING	11	9	4	6	3	8
COMBAT CREW TRAINING	1	1	-	-	-	2
MAINTAINENCE TEST	1	1	-	-	-	1
ADMINISTRATIVE	1	1	1	2	2	1
AIR TRAINING COMMAND	14	12	5	8	5	12
ADMINISTRATIVE	1	-	-	-	-	-
AIR UNIVERSITY	1	-	-	-	-	-
OPERATIONAL TRAINING	1	-	-	-	-	-
PROFICIENCY TRAINING	1	-	-	-	-	-
SCHEDULED FLIGHTS	1	1	-	-	-	1
ALASKAN AIR COMMAND	3	1	-	-	-	1

FOR OFFICIAL USE ONLY

FOR OFFICIAL USE ONLY

TABLE 9 -- USAF FLIGHT ACCIDENTS, FATALITIES, AND AIRCRAFT DESTROYED, BY MISSION, BY COMMAND, WORLD-WIDE - FY 1973 (CONTINUED)

COMMAND AND MISSION	ACCIDENTS			FATALITIES		AIRCRAFT DESTROYED
	TOTAL	MAJOR	FATAL	TOTAL	PILOT	
PROFICIENCY TRAINING	1	1	-	-	-	-
HEADQUARTERS COMMAND, USAF	1	1	-	-	-	-
OPERATIONAL TRAINING	4	4	2	4	4	3
LOGISTIC	1	-	-	-	-	-
COMBAT SUPPORT	1	-	-	-	-	-
	1	1	1	3	2	1
MILITARY AIRLIFT COMMAND	7	5	3	7	6	4
OPERATIONAL TRAINING	5	4	3	9	6	4
COMBAT	3	3	1	1	1	2
COMBAT CREW TRAINING	3	3	2	4	2	3
AIRCRAFT DELIVERY	1	1	-	-	-	1
PERSONNEL	2	1	-	-	-	-
ADMINISTRATIVE	1	1	1	2	1	1
COMBAT SUPPORT	14	11	4	8	4	10
OTHER	2	1	-	-	-	1
UNDETERMINED	1	1	-	-	-	1
	1	-	-	-	-	-
PACIFIC AIR FORCES	33	26	11	24	14	23
OPERATIONAL TRAINING	4	3	-	-	-	-
STUDENT TRAINING	1	1	-	-	-	-
COMBAT	3	1	1	1	-	1
SPECIAL	1	1	-	-	-	1
COMBAT SUPPORT	4	1	1	5	2	1
	1	1	-	-	-	-
STRATEGIC AIR COMMAND	14	8	2	6	2	3
OPERATIONAL TRAINING	11	9	5	8	6	8
STUDENT TRAINING	1	1	-	-	-	1
COMBAT	4	2	-	-	-	1
COMBAT CREW TRAINING	8	6	4	10	8	7
PROFICIENCY TRAINING	3	2	-	-	-	2
MAINTAINENCE TEST	1	1	1	2	1	1
AIRCRAFT DELIVERY	1	1	1	5	2	1
SPECIAL	0	-	-	-	-	-
LOGISTIC	1	-	-	-	-	-

FOR OFFICIAL USE ONLY

FOR OFFICIAL USE ONLY



TABLE 9 - USAF FLIGHT ACCIDENTS, FATALITIES, AND AIRCRAFT DESTROYED, BY MISSION, BY COMMAND, WORLD-WIDE - FY 1973 (CONTINUED)

COMMAND AND MISSION	ACCIDENTS			FATALITIES		AIRCRAFT DESTROYED
	TOTAL	MAJOR	FATAL	TOTAL	PILOT	
COMBAT SUPPORT	5	5	-	-	-	3
PASSENGER PATIENTS	1	-	-	-	-	-
OTHER	2	2	1	1	1	2
	1	1	-	-	-	1
TACTICAL AIR COMMAND	39	30	12	26	18	27
OPERATIONAL TRAINING	8	7	4	7	5	7
PROFICIENCY TRAINING	1	1	-	-	-	1
ADMINISTRATIVE	1	1	-	-	-	-
U.S. AIR FORCES IN EUROPE	10	9	4	7	5	8
	1	1	-	-	-	-
USAF AT LARGE	1	1	-	-	-	-
TOTAL	178	138	52	109	69	119

SOURCE - DIRECTORATE OF AEROSPACE SAFETY, AIR FORCE INSPECTION AND SAFETY CENTER

FOR OFFICIAL USE ONLY

FOR OFFICIAL USE ONLY

TABLE 10 - USAF AIRCRAFT FLIGHT ACCIDENTS, FATALITIES, AND AIRCRAFT DESTROYED, BY MISSION AND DESIGN AIRCRAFT, WORLD-WIDE - FY 1973

MISSION AND DESIGN	FLYING HRS	ACCIDENTS						FATALITIES		AIRCRAFT DESTROYED	
		TOTAL		MAJOR		FATAL		NR	RATE	NR	RATE
		NR	RATE	NR	RATE	NR	RATE				
A001	4,231	1	23.6	1	23.6	-	-	-	-	1	23.6
A007	89,934	6	6.7	6	6.7	1	1.1	1	1.1	6	6.7
A009	50	-	-	-	-	-	-	-	-	-	-
A010	55	-	-	-	-	-	-	-	-	-	-
A026/B026	34	-	-	-	-	-	-	-	-	-	-
A037	43,170	7	16.2	6	13.9	3	6.9	5	11.6	7	16.2
ATTACK - TOTAL	137,474	14	10.2	13	9.5	4	2.9	6	4.4	14	10.2
B047	68	-	-	-	-	-	-	-	-	-	-
B052	344,348	10	2.9	4	1.2	2	0.6	6	1.7	2	0.6
B057	21,241	4	18.8	3	14.1	2	9.4	3	14.1	3	14.1
B066	14,060	2	14.2	2	14.2	1	7.1	3	21.3	2	14.2
B111	20,432	1	4.9	1	4.9	-	-	-	-	-	-
BOMBER - TOTAL	400,149	17	4.2	10	2.5	5	1.2	12	3.0	7	1.7
C005	51,058	1	2.0	-	-	-	-	-	-	-	-
C006	553	-	-	-	-	-	-	-	-	-	-
C007	13,316	1	7.5	-	-	-	-	-	-	-	-
C009	30,896	-	-	-	-	-	-	-	-	-	-
C047/C117	52,299	3	5.7	2	3.8	1	1.9	2	3.8	1	1.9
C054	13,661	-	-	-	-	-	-	-	-	-	-
C097	34,229	1	2.9	-	-	-	-	-	-	-	-
C118	58,108	1	1.7	-	-	-	-	-	-	-	-
C119	14,085	1	7.1	1	7.1	1	7.1	5	35.5	1	7.1
C121	34,128	-	-	-	-	-	-	-	-	-	-
C123	25,073	-	-	-	-	-	-	-	-	-	-
C124	21,982	1	4.5	1	4.5	-	-	-	-	1	4.5
C130	449,269	7	1.6	2	A	1	A	17	3.8	2	A
C131/T029	233,132	-	-	-	-	-	-	-	-	-	-
C135	404,708	3	0.7	2	0.5	-	-	-	-	-	-
C137	2,887	-	-	-	-	-	-	-	-	-	-
C140	9,891	-	-	-	-	-	-	-	-	-	-
C141	409,249	1	A	1	A	-	-	-	-	-	-
T039	118,054	3	2.5	3	2.5	-	-	-	-	-	-
CARGO - TOTAL	1,976,578	23	1.2	12	0.6	3	A	24	1.2	5	A
F004	539,739	37	6.9	33	6.1	16	3.0	31	5.7	30	5.6

FOR OFFICIAL USE ONLY

FOR OFFICIAL USE ONLY

TABLE 10 - USAF AIRCRAFT FLIGHT ACCIDENTS, FATALITIES, AND AIRCRAFT DESTROYED,  
BY MISSION AND DESIGN AIRCRAFT, WORLD-WIDE - FY 1973 (CONTINUED)

MISSION AND DESIGN	FLYING HRS	ACCIDENTS						FATALITIES		AIRCRAFT DESTROYED	
		TOTAL		MAJOR		FATAL		NR	RATE	NR	RATE
		NR	RATE	NR	RATE	NR	RATE				
F005	6,457	-	-	-	-	-	-	-	-	-	-
F015	205	-	-	-	-	-	-	-	-	-	-
F100	91,490	9	9.8	9	9.8	1	1.1	1	1.1	8	8.7
F101	47,453	8	16.9	6	12.6	3	6.3	3	6.3	5	10.5
F102	52,462	5	9.5	4	7.6	2	3.8	2	3.8	4	7.6
F104	22,403	4	17.9	3	13.4	2	8.9	2	8.9	3	13.4
F105	49,235	4	8.1	2	4.1	-	-	-	-	2	4.1
F106	60,064	12	20.0	10	16.6	4	6.7	4	6.7	9	15.0
F111	86,963	12	13.8	9	10.3	1	1.1	4	4.6	7	8.0
<b>FIGHTER - TOTAL</b>	<b>956,471</b>	<b>91</b>	<b>9.5</b>	<b>76</b>	<b>7.9</b>	<b>29</b>	<b>3.0</b>	<b>47</b>	<b>4.9</b>	<b>68</b>	<b>7.1</b>
T028	18,767	1	5.3	1	5.3	1	5.3	2	10.7	1	5.3
T033	133,838	3	2.2	2	1.5	1	0.7	2	1.5	2	1.5
T037	441,837	4	0.9	4	0.9	1	A	2	0.5	3	0.7
T038	487,191	9	1.8	8	1.6	4	0.8	6	1.2	9	1.8
T041	18,866	1	5.3	-	-	-	-	-	-	-	-
<b>TRAINER - TOTAL</b>	<b>1,100,499</b>	<b>18</b>	<b>1.6</b>	<b>15</b>	<b>1.4</b>	<b>7</b>	<b>0.6</b>	<b>12</b>	<b>1.1</b>	<b>15</b>	<b>1.4</b>
O002	127,688	1	0.8	1	0.8	-	-	-	-	-	-
U001	811	-	-	-	-	-	-	-	-	-	-
U003	2,417	-	-	-	-	-	-	-	-	-	-
U004	1,195	-	-	-	-	-	-	-	-	-	-
U010	6,675	-	-	-	-	-	-	-	-	-	-
U016	1,342	-	-	-	-	-	-	-	-	-	-
U022	1,819	2	110.0	2	110.0	1	55.0	1	55.0	2	110.0
V010	67,831	4	5.9	3	4.4	1	1.5	1	1.5	3	4.4
<b>UTILITY - TOTAL</b>	<b>209,778</b>	<b>7</b>	<b>3.3</b>	<b>6</b>	<b>2.9</b>	<b>2</b>	<b>1.0</b>	<b>2</b>	<b>1.0</b>	<b>5</b>	<b>2.4</b>
H001	58,139	2	3.4	2	3.4	1	1.7	3	5.2	2	3.4
H003	30,805	1	3.2	-	-	-	-	-	-	-	-
H034	4,993	1	20.0	1	20.0	-	-	-	-	1	20.0
H043	25,753	2	7.8	1	3.9	-	-	-	-	1	3.9
H053	21,857	1	4.6	1	4.6	1	4.6	3	13.7	1	4.6
<b>HELICOPTER - TOTAL</b>	<b>141,547</b>	<b>7</b>	<b>4.9</b>	<b>5</b>	<b>3.5</b>	<b>2</b>	<b>1.4</b>	<b>6</b>	<b>4.2</b>	<b>5</b>	<b>3.5</b>
U002	0	1	-	1	-	-	-	-	-	-	-
<b>OTHER - TOTAL</b>	<b>0</b>	<b>1</b>	<b>-</b>	<b>1</b>	<b>-</b>	<b>-</b>	<b>-</b>	<b>-</b>	<b>-</b>	<b>-</b>	<b>-</b>
<b>TOTAL</b>	<b>4,922,496</b>	<b>178</b>	<b>3.6</b>	<b>138</b>	<b>2.8</b>	<b>52</b>	<b>1.1</b>	<b>109</b>	<b>2.2</b>	<b>119</b>	<b>2.4</b>

FOR OFFICIAL USE ONLY

FOR OFFICIAL USE ONLY

(A) RATE LESS THAN .5

TABLE II - MAJOR AIRCRAFT FLIGHT ACCIDENTS, BY MISSION AND DESIGN AIRCRAFT, BY CAUSE FACTOR, WORLD-WIDE - FY 1973

MISSION AND DESIGN	MAJOR ACCIDENT TOTAL	CAUSE FACTORS (A)										UNDE- TERMINED	
		PILOT ERROR		SUPERVISOR PERSONNEL		MAINTENANCE PERSONNEL		MATERIAL FAILURE		OTHER (B)			
		PRIMARY	ALL	PRIMARY	ALL	PRIMARY	ALL	PRIMARY	ALL	PRIMARY	ALL	PRIMARY	ALL
A001	1	-	-	-	-	-	-	-	1	-	-	1	1
A007	6	2	3	1	3	1	2	2	4	-	-	-	-
A037	6	4	11	-	3	-	-	-	1	-	2	2	2
ATTACK - TOTAL	13	6	14	1	6	1	2	2	6	-	2	3	3
B052	4	2	2	-	3	1	2	-	4	1	7	-	-
B057	3	1	7	-	-	-	-	1	2	1	3	-	-
B066	2	-	-	-	1	-	-	1	3	-	-	1	1
B111	1	1	3	-	-	-	-	-	1	-	-	-	-
BOMBER - TOTAL	10	4	12	-	4	1	2	2	10	2	10	1	1
C047/C117	2	2	4	-	2	-	1	-	-	-	4	-	-
C119	1	1	1	-	-	-	-	-	-	-	-	-	-
C124	1	1	2	-	-	-	-	-	-	-	1	-	-
C130	2	1	6	1	5	-	-	-	1	-	5	-	-
C135	2	-	-	-	-	-	1	2	2	-	-	-	-
C141	1	-	-	-	1	-	-	-	-	1	1	-	-
T039	3	1	6	2	9	-	-	-	-	-	3	-	-
CARGO - TOTAL	12	6	19	3	17	-	2	2	3	1	14	-	-
F004	33	11	28	3	36	2	8	7	33	1	33	9	9
F100	9	1	3	-	2	1	2	5	5	-	3	2	2
F101	6	2	5	-	-	-	-	1	2	-	4	3	4
F102	4	-	5	1	3	-	-	2	2	-	3	1	1
F104	3	1	3	1	3	-	-	-	2	-	-	1	1
F105	2	1	1	-	1	-	1	1	2	-	4	-	-
F106	10	4	9	1	15	-	-	4	9	-	4	1	1
F111	9	2	5	2	9	-	2	4	9	1	11	-	-
FIGHTER - TOTAL	76	22	59	8	69	3	13	24	64	2	58	17	18
T028	1	-	-	-	-	-	-	1	1	-	1	-	-
T033	2	1	2	-	1	-	1	1	1	-	3	-	-
T037	4	3	5	-	5	-	2	-	-	-	2	1	1
T038	8	4	11	1	7	1	2	1	1	-	2	1	1
TRAINER - TOTAL	15	8	18	1	13	1	5	3	3	-	8	2	2
0002	1	1	2	-	1	-	-	-	-	-	-	-	-
U022	2	1	1	-	2	-	1	1	3	-	4	-	-
V010	3	1	1	-	1	-	1	1	1	-	2	1	1
UTILITY - TOTAL	6	3	4	-	4	-	2	2	4	-	6	1	1

FOR OFFICIAL USE ONLY

FOR OFFICIAL USE ONLY

TABLE II - MAJOR AIRCRAFT FLIGHT ACCIDENTS, BY MISSION AND DESIGN AIRCRAFT, BY CAUSE FACTOR, WORLD-WIDE - FY 1973 (CONTINUED)

MISSION AND DESIGN	MAJOR ACCIDENT TOTAL	CAUSE FACTORS (A)											
		PILOT ERROR		SUPERVISOR PERSONNEL		MAINTENANCE PERSONNEL		MATERIAL FAILURE		OTHER (B)		UNDE- TERMINED	
		PRIMARY	ALL	PRIMARY	ALL	PRIMARY	ALL	PRIMARY	ALL	PRIMARY	ALL	PRIMARY	ALL
H001	2	1	3	1	2	-	-	-	-	-	1	-	-
H034	1	1	1	-	-	-	-	-	-	-	1	-	-
H043	1	1	1	-	-	-	-	-	-	-	-	-	-
H053	1	-	-	-	-	-	-	-	2	-	1	1	1
HELICOPTER - TOTAL	5	3	5	1	2	-	-	-	2	-	3	1	1
U002	1	-	-	-	-	-	-	1	1	-	1	-	-
OTHER - TOTAL	1	-	-	-	-	-	-	1	1	-	1	-	-
TOTAL	138	52	131	14	115	6	26	36	93	5	102	25	26

(A) THERE IS ONLY ONE PRIMARY CAUSE FACTOR PER ACCIDENT. SINCE MANY ACCIDENTS HAVE MULTIPLE CAUSES THE TOTAL OF ALL CAUSES MAY EXCEED THE TOTAL OF MAJOR ACCIDENTS. WITH THE CHANGE TO THE 'ALL CAUSE' CONCEPT THE CAUSE LISTED COULD BE THE PRIMARY CAUSE OR THE FIRST SEQUENCE OF EVENTS TO OCCUR.

(B) INCLUDES OTHER CREW MEMBER ERRORS, OTHER PERSONNEL, MISCELLANEOUS UNSAFE CONDITIONS, WEATHER, AND AIRBASE AND AIRWAYS.  
SOURCE - DIRECTORATE OF AEROSPACE SAFETY, AIR FORCE INSPECTION AND SAFETY CENTER

FOR OFFICIAL USE ONLY

FOR OFFICIAL USE ONLY

TABLE 12 - MAJOR AIRCRAFT FLIGHT ACCIDENTS, BY MISSION AND DESIGN AIRCRAFT, BY PHASE OF OPERATION, WORLD-WIDE - FY 1973

MISSION AND DESIGN	PHASE OF OPERATION						
	MAJOR ACCIDENTS	ENGINES RUNNING NOT TAXI	TAXIING	TAKE-OFF	IN FLIGHT	LANDING	GO AROUND
A001	1	-	-	-	1	-	-
A007	6	-	-	-	6	-	-
A037	6	-	-	1	4	-	1
ATTACK - TOTAL	13	-	-	1	11	-	1
B052	4	-	-	2	2	-	-
B057	3	-	-	1	-	2	-
B066	2	-	-	1	-	-	1
B111	1	-	-	-	-	1	-
BOMBER - TOTAL	10	-	-	4	2	3	1
C047/C117	2	-	-	-	-	1	1
C119	1	-	-	-	1	-	-
C124	1	-	-	-	-	1	-
C130	2	-	-	-	-	1	1
C135	2	-	1	-	-	-	1
C141	1	-	-	-	-	1	-
T039	3	-	-	-	-	3	-
CARGO - TOTAL	12	-	1	-	1	7	3
F004	33	-	-	3	22	8	-
F100	9	-	-	-	7	2	-
F101	6	-	-	-	2	4	-
F102	4	-	-	1	2	1	-
F104	3	-	-	-	3	-	-
F105	2	-	-	-	1	1	-
F106	10	-	-	2	8	-	-
F111	9	-	-	2	6	1	-
FIGHTER - TOTAL	76	-	-	8	51	17	-
T028	1	-	-	-	1	-	-
T033	2	-	-	-	1	1	-
T037	4	-	-	-	3	-	1
T038	8	-	-	2	2	3	1
TRAINER - TOTAL	15	-	-	2	7	4	2
O002	1	-	-	-	-	1	-
U022	2	-	-	2	-	-	-
V010	3	-	-	2	1	-	-
UTILITY - TOTAL	6	-	-	4	1	1	-
H001	2	-	-	-	2	-	-

FOR OFFICIAL USE ONLY

FOR OFFICIAL USE ONLY

TABLE 12 -- MAJOR AIRCRAFT FLIGHT ACCIDENTS, BY MISSION AND DESIGN AIRCRAFT, BY PHASE OF OPERATION, WORLD-WIDE - FY 1973 (CONTINUED)

MISSION AND DESIGN	PHASE OF OPERATION						
	MAJOR ACCIDENTS	ENGINES RUNNING NOT TAXI	TAXIING	TAKE-OFF	IN FLIGHT	LANDING	GO AROUND
H034	1	-	-	-	1	-	-
H043	1	-	-	-	-	1	-
H053	1	-	-	-	1	-	-
HELICOPTER - TOTAL	5	-	-	-	4	1	-
U002	1	-	-	-	-	1	-
OTHER - TOTAL	1	-	-	-	-	1	-
TOTAL	138	-	1	19	77	34	7

SOURCE - DIRECTORATE OF AEROSPACE SAFETY, AIR FORCE INSPECTION AND SAFETY CENTER

FOR OFFICIAL USE ONLY

FOR OFFICIAL USE ONLY

TABLE 13 - PERSONNEL FATALITIES AND INJURIES IN AIRCRAFT FLIGHT ACCIDENTS, BY MISSION AND DESIGN AIRCRAFT, WORLD-WIDE -- FY 1973

MISSION AND DESIGN	ALL PERSONNEL INJURIES				USAF RATED PERSONNEL INJURIES			
	TOTAL	FATAL	MAJOR	MINOR	TOTAL	FATAL	MAJOR	MINOR
A007	3	1	1	1	3	1	1	1
A037	5	5	-	-	5	5	-	-
ATTACK - TOTAL	8	6	1	1	8	6	1	1
B052	7	6	1	-	7	6	1	-
B057	4	3	1	-	3	2	1	-
B066	9	3	6	-	8	3	5	-
BOMBER - TOTAL	20	12	8	-	18	11	7	-
C047/C117	7	2	5	-	4	1	3	-
C119	5	5	-	-	3	3	-	-
C130	20	17	3	-	10	10	-	-
C135	3	3	-	-	3	3	-	-
CARGO - TOTAL	35	27	8	-	20	17	3	-
F004	43	31	9	3	41	29	9	3
F100	4	1	3	-	4	1	3	-
F101	6	3	2	1	6	3	2	1
F102	3	2	1	-	3	2	1	-
F104	4	2	1	1	3	1	1	1
F105	2	-	1	1	2	-	1	1
F106	9	4	3	2	9	4	3	2
F111	4	4	-	-	4	4	-	-
FIGHTER - TOTAL	75	47	20	8	72	44	20	8
T028	2	2	-	-	2	2	-	-
T033	2	2	-	-	2	2	-	-
T037	2	2	-	-	1	1	-	-
T038	8	6	1	1	5	4	1	-
TRAINER - TOTAL	14	12	1	1	10	9	1	-
U022	1	1	-	-	1	1	-	-
V010	2	1	1	-	2	1	1	-
UTILITY - TOTAL	3	2	1	-	3	2	1	-
H001	3	3	-	-	3	3	-	-
H034	2	-	-	2	1	-	-	1
H043	2	-	2	-	2	-	2	-
H053	3	3	-	-	2	2	-	-
HELICOPTER - TOTAL	10	6	2	2	8	5	2	1
TOTAL	165	112	41	12	139	94	35	10

SOURCE - DIRECTORATE OF AEROSPACE SAFETY, AIR FORCE INSPECTION AND SAFETY CENTER

FOR OFFICIAL USE ONLY

FOR OFFICIAL USE ONLY



TABLE 14 - SOUTHEAST ASIA AIRCRAFT FLIGHT ACCIDENTS - FY 1973 AND FY 1972

MISSION AND DESIGN	MAJOR ACCIDENTS		MINOR ACCIDENTS		ALL ACCIDENTS		FATAL ACCIDENTS		ALL FATALITIES		PILOT FATALITIES		AIRCRAFT DESTROYED	
	1973	1972	1973	1972	1973	1972	1973	1972	1973	1972	1973	1972	1973	1972
A001	1	-	-	-	1	-	-	-	-	-	-	-	1	-
A007	2	-	-	-	2	-	-	-	-	-	-	-	2	-
ATTACK - TOTAL	3	-	-	-	3	-	-	-	-	-	-	-	3	-
B052	2	-	4	-	6	-	1	-	5	-	2	-	1	-
B066	1	-	-	-	1	-	1	-	3	-	1	-	1	-
BOMBER - TOTAL	3	-	4	-	7	-	2	-	8	-	3	-	2	-
C007	-	-	1	-	1	-	-	-	-	-	-	-	-	-
C047/C117	2	-	1	-	3	-	1	-	2	-	1	-	1	-
C130	-	-	3	-	3	-	-	-	-	-	-	-	-	-
CARGO - TOTAL	2	-	5	-	7	-	1	-	2	-	1	-	1	-
F004	13	-	1	-	14	-	3	-	6	-	3	-	10	-
F105	-	-	1	-	1	-	-	-	-	-	-	-	-	-
F111	3	-	1	-	4	-	-	-	-	-	-	-	2	-
FIGHTER - TOTAL	16	-	3	-	19	-	3	-	6	-	3	-	12	-
T033	-	-	-	-	-	-	-	-	-	-	-	-	-	-
TRAINER - TOTAL	-	-	-	-	-	-	-	-	-	-	-	-	-	-
O002	1	-	-	-	1	-	-	-	-	-	-	-	-	-
U022	2	-	-	-	2	-	1	-	1	-	1	-	2	-
V010	3	-	1	-	4	-	1	-	1	-	1	-	3	-
UTILITY - TOTAL	6	-	1	-	7	-	2	-	2	-	2	-	5	-
H043	-	-	1	-	1	-	-	-	-	-	-	-	-	-
H053	1	-	-	-	1	-	1	-	3	-	2	-	1	-
HELICOPTER - TOTAL	1	-	1	-	2	-	1	-	3	-	2	-	1	-
TOTAL	31	-	14	-	45	-	9	-	21	-	11	-	24	-

FOR OFFICIAL USE ONLY

FOR OFFICIAL USE ONLY

SOURCE - DIRECTORATE OF AEROSPACE SAFETY, AIR FORCE INSPECTION AND SAFETY CENTER

## GROUND ACCIDENTS SAFETY (CONTINUED)

### INTRODUCTION

THE CONTENTS OF THIS SECTION ARE UNITED STATES AIR FORCE GROUND ACCIDENT STATISTICS. ACCIDENTS OF THE INACTIVE AIR FORCE RESERVE AND THE AIR NATIONAL GUARD ARE NOT INCLUDED.

### DEFINITIONS

ACCIDENT, GROUND - ANY ACCIDENT, WHICH OCCURS ON OR OFF AN AIR FORCE INSTALLATION, BASE, OR SITE, WHICH INVOLVES AIR FORCE MILITARY PERSONNEL, AIR FORCE CIVILIAN PERSONNEL ON DUTY, OR AIR FORCE PROPERTY. (SEE AFR 127-4)

ACCIDENT, PRIVATE MOTOR VEHICLE - A MOTOR VEHICLE ACCIDENT INVOLVING ONLY NON-AIR FORCE MOTOR VEHICLES, OR, IF BOTH AIR FORCE AND NON-AIR FORCE VEHICLES WERE INVOLVED, THE AIR FORCE MOTOR VEHICLE WAS NOT BEING OPERATED AT THE TIME OF THE ACCIDENT. DISABLING INJURY TO A USAF PERSON IS A REQUISITE OF THIS CLASSIFICATION. (SEE AFR 127-4)

ACCIDENT, USAF (GOVERNMENT) MOTOR VEHICLES - AN ACCIDENT INVOLVING THE OPERATION OF AN AIR FORCE MOTOR VEHICLE WHICH RESULTS IN INJURY TO USAF OR NON-USAF PERSONS OR DAMAGE TO VEHICLES OR PROPERTY WITHOUT REGARD TO OWNERSHIP. (SEE AFR 127-4)

INJURY, DISABLING - AN INJURY WHICH RESULTS IN DEATH, PERMANENT TOTAL, PERMANENT PARTIAL, OR TEMPORARY TOTAL CONDITION WHICH, IN THE OPINION OF A MEDICAL AUTHORITY, MAKES IT IMPOSSIBLE FOR THE INJURED TO RETURN TO DUTY AT ANY TIME DURING THE CALENDAR DAY FOLLOWING THE DAY OF INJURY.

INJURY, NON-DISABLING - A NON-DISABLING INJURY IS AN INJURY WHICH, ALTHOUGH REQUIRING MEDICAL ATTENTION, WOULD NOT KEEP THE INJURED PERSON FROM PERFORMING HIS ASSIGNED DUTIES DURING THE NEXT CALENDAR DAY OR ANY SUBSEQUENT DAY. THIS INJURY IS GENERALLY KNOWN AS A FIRST-AID CASE.

RATES - ALL RATES ARE EXPRESSED IN NUMBER OF INJURIES OR ACCIDENTS PER 1,000,000 UNITS OF EXPOSURE. UNITS OF EXPOSURE ARE MANDAYS FOR MILITARY PERSONNEL, MANHOURS FOR CIVILIAN PERSONNEL AND MILES FOR GOVERNMENT MOTOR VEHICLES.

UNCLASSIFIED

UNCLASSIFIED

MILITARY PERSONNEL  
TABLE 15 - DISABLING AND NON-DISABLING INJURY EXPERIENCE BY COMMAND, WORLD-WIDE - FY 1973

LOCATION	- - DISABLING INJURIES - -			MAN-DAYS LOST	MAN-DAYS OF EXPOSURE	DISABL INJURY RATE
	TOTAL	FATAL	NON FATAL			
AEROSPACE DEFENSE COMMAND	293	22	271	4,867	12,380,879	23.7
AIR FORCE ACCOUNTING AND FINANCE CENTER	2	-	2	120	121,775	16.4
AIR FORCE COMMUNICATIONS SERVICE	350	31	319	5,197	15,944,341	22.0
AIR FORCE DATA AUTOMATION AGENCY	3	-	3	38	223,667	13.4
AIR FORCE LOGISTICS COMMAND	155	2	153	2,128	3,868,924	40.1
AIR FORCE RESERVE	25	1	24	349	328,623	76.1
AIR FORCE SYSTEMS COMMAND	228	13	215	3,783	10,233,363	22.3
AIR INTELLIGENCE SERVICE	2	-	2	20	58,070	34.4
AIR RESERVE PERSONNEL CENTER	-	-	-	-	54,140	-
AIR TRAINING COMMAND	729	58	671	9,724	38,370,486	19.0
AIR UNIVERSITY	40	1	39	909	3,109,880	12.9
ALASKAN AIR COMMAND	114	9	105	1,184	3,419,354	33.3
HEADQUARTERS COMMAND, USAF (B)	93	9	84	1,178	8,893,152	10.5
MILITARY AIRLIFT COMMAND	482	30	452	8,234	23,672,333	20.4
PACIFIC AIR FORCES	506	23	483	7,115	20,907,687	24.2
STRATEGIC AIR COMMAND	1,249	86	1,163	17,209	53,142,253	23.5
TACTICAL AIR COMMAND	618	61	557	10,749	33,987,748	18.2
USAF ACADEMY (A)	102	1	101	746	2,317,850	44.0
US AIR FORCES IN EUROPE	652	32	620	8,252	17,244,812	37.8
US AIR FORCES SOUTHERN COMMAND	27	1	26	362	636,044	42.4
USAF SECURITY SERVICE	182	14	168	2,333	7,148,689	25.5
AIR FORCE INSPECTION & SAFETY CENTER	-	-	-	-	121,157	-
AIR FORCE AUDIT AGENCY	1	-	1	6	214,278	4.7
AIR FORCE OFFICE SPECIAL INVESTIGATION	6	-	6	128	717,456	8.4
AIR FORCE MILITARY PERSONNEL CENTER	3	-	3	27	393,264	7.6
USAF WORLD WIDE TOTAL	5,862	394	5,468	84,658	257,510,225	22.8

(A) INCLUDES CADETS

(B) INCLUDES EXPOSURE FOR HEADQUARTERS US AIR FORCE

SOURCE- DIRECTORATE OF AEROSPACE SAFETY, AIR FORCE INSPECTION AND SAFETY CENTER

UNCLASSIFIED

UNCLASSIFIED

ON-DUTY MILITARY PERSONNEL  
TABLE 16 - DISABLING INJURY EXPERIENCE BY COMMAND, WORLD-WIDE - FY 1973

LOCATION	-- DISABLING INJURIES --			MAN-DAYS LOST	MAN-DAYS OF EXPOSURE	DISABL INJURY RATE
	TOTAL	FATAL	NON FATAL			
AEROSPACE DEFENSE COMMAND	52	1	51	725	4,126,960	12.6
AIR FORCE ACCOUNTING AND FINANCE CENTER	-	-	-	-	40,592	-
AIR FORCE COMMUNICATIONS SERVICE	40	2	38	377	5,314,780	7.5
AIR FORCE DATA AUTOMATION AGENCY	-	-	-	-	74,556	-
AIR FORCE LOGISTICS COMMAND	29	-	29	184	1,289,641	22.5
AIR FORCE RESERVE	11	-	11	156	109,541	100.4
AIR FORCE SYSTEMS COMMAND	26	-	26	216	3,411,121	7.6
AIR INTELLIGENCE SERVICE	1	-	1	17	19,357	51.7
AIR RESERVE PERSONNEL CENTER	-	-	-	-	18,047	-
AIR TRAINING COMMAND	92	2	90	778	12,790,162	7.2
AIR UNIVERSITY	5	-	5	136	1,036,627	4.8
ALASKAN AIR COMMAND	26	-	26	226	1,139,785	22.8
HEADQUARTERS COMMAND, USAF (B)	11	-	11	285	2,964,384	3.7
MILITARY AIRLIFT COMMAND	59	1	58	789	7,890,778	7.5
PACIFIC AIR FORCES	157	5	152	1,772	6,969,229	22.5
STRATEGIC AIR COMMAND	184	1	183	3,038	17,714,084	10.4
TACTICAL AIR COMMAND	88	1	87	1,134	11,329,249	7.8
USAF ACADEMY (A)	65	-	65	429	772,617	84.1
US AIR FORCES IN EUROPE	144	1	143	1,029	5,748,271	25.1
US AIR FORCES SOUTHERN COMMAND	4	-	4	25	212,015	18.9
USAF SECURITY SERVICE	17	1	16	175	2,382,896	7.1
AIR FORCE INSPECTION & SAFETY CENTER	-	-	-	-	40,386	-
AIR FORCE AUDIT AGENCY	-	-	-	-	71,426	-
AIR FORCE OFFICE SPECIAL INVESTIGATION	1	-	1	42	239,152	4.2
AIR FORCE MILITARY PERSONNEL CENTER	-	-	-	-	131,088	-
USAF WORLD WIDE TOTAL	1,012	15	997	11,533	85,836,742	11.8

UNCLASSIFIED

UNCLASSIFIED

(A) INCLUDES CADETS

(B) INCLUDES EXPOSURE FOR HEADQUARTERS US AIR FORCE

SOURCE- DIRECTORATE OF AEROSPACE SAFETY, AIR FORCE INSPECTION AND SAFETY CENTER

OFF-DUTY MILITARY PERSONNEL  
TABLE 17 - DISABLING INJURY EXPERIENCE BY COMMAND, WORLD-WIDE - FY 1973

LOCATION	-- DISABLING INJURIES --			MAN-DAYS LOST	MAN-DAYS OF EXPOSURE	DISABL INJURY RATE
	TOTAL	FATAL	NON FATAL			
AEROSPACE DEFENSE COMMAND	241	21	220	4,142	8,253,919	29.2
AIR FORCE ACCOUNTING AND FINANCE CENTER	2	-	2	120	81,183	24.6
AIR FORCE COMMUNICATIONS SERVICE	310	29	281	4,820	10,629,561	29.2
AIR FORCE DATA AUTOMATION AGENCY	3	-	3	38	149,111	20.1
AIR FORCE LOGISTICS COMMAND	126	2	124	1,944	2,579,283	48.9
AIR FORCE RESERVE	14	1	13	193	219,082	63.9
AIR FORCE SYSTEMS COMMAND	202	13	189	3,567	6,822,242	29.6
AIR INTELLIGENCE SERVICE	1	-	1	3	38,713	25.8
AIR RESERVE PERSONNEL CENTER	-	-	-	-	36,093	-
AIR TRAINING COMMAND	637	56	581	8,946	25,580,324	24.9
AIR UNIVERSITY	35	1	34	773	2,073,253	16.9
ALASKAN AIR COMMAND	88	9	79	958	2,279,569	38.6
HEADQUARTERS COMMAND, USAF (B)	82	9	73	893	5,928,768	13.8
MILITARY AIRLIFT COMMAND	423	29	394	7,445	15,781,555	26.8
PACIFIC AIR FORCES	349	18	331	5,343	13,938,458	25.0
STRATEGIC AIR COMMAND	1,065	85	980	14,171	35,428,169	30.1
TACTICAL AIR COMMAND	530	60	470	9,615	22,658,499	23.4
USAF ACADEMY (A)	37	1	36	317	1,545,233	23.9
US AIR FORCES IN EUROPE	508	31	477	7,223	11,496,541	44.2
US AIR FORCES SOUTHERN COMMAND	23	1	22	337	424,029	54.2
USAF SECURITY SERVICE	165	13	152	2,158	4,765,793	34.6
AIR FORCE INSPECTION & SAFETY CENTER	-	-	-	-	80,771	-
AIR FORCE AUDIT AGENCY	1	-	1	6	142,852	7.0
AIR FORCE OFFICE SPECIAL INVESTIGATION	5	-	5	86	478,304	10.5
AIR FORCE MILITARY PERSONNEL CENTER	3	-	3	27	262,176	11.4
USAF WORLD WIDE TOTAL	4,850	379	4,471	73,125	171,673,483	28.3

(A) INCLUDES CADETS

(B) INCLUDES EXPOSURE FOR HEADQUARTERS US AIR FORCE

SOURCE- DIRECTORATE OF AEROSPACE SAFETY, AIR FORCE INSPECTION AND SAFETY CENTER

UNCLASSIFIED

UNCLASSIFIED

ON-DUTY CIVILIAN PERSONNEL  
TABLE 18 - DISABLING AND NON-DISABLING INJURY EXPERIENCE BY COMMAND, WORLD-WIDE - FY 1973

LOCATION	-- DISABLING INJURIES --			MAN-DAYS LOST	MAN-HOURS OF EXPOSURE	DISABL INJURY RATE
	TOTAL	FATAL	NON FATAL			
AEROSPACE DEFENSE COMMAND	17	-	17	298	13,985,442	1.2
AIR FORCE ACCOUNTING AND FINANCE CENTER	3	-	3	33	4,297,015	.7
AIR FORCE COMMUNICATIONS SERVICE	12	-	12	107	11,212,224	1.1
AIR FORCE DATA AUTOMATION AGENCY	-	-	-	-	618,328	-
AIR FORCE LOGISTICS COMMAND	232	1	231	3,387	209,018,423	1.1
AIR FORCE RESERVE	46	-	46	643	19,164,649	2.4
AIR FORCE SYSTEMS COMMAND	71	-	71	723	60,740,599	1.2
AIR INTELLIGENCE SERVICE	1	-	1	7	119,171	8.4
AIR RESERVE PERSONNEL CENTER	-	-	-	-	1,537,731	-
AIR TRAINING COMMAND	56	1	55	638	38,375,517	1.5
AIR UNIVERSITY	5	-	5	210	5,705,080	.9
ALASKAN AIR COMMAND	16	-	16	113	4,510,198	3.5
HEADQUARTERS COMMAND, USAF (A)	18	-	18	116	12,841,852	1.4
MILITARY AIRLIFT COMMAND	38	-	38	597	30,059,263	1.3
PACIFIC AIR FORCES	14	1	13	172	9,754,493	1.4
STRATEGIC AIR COMMAND	59	-	59	835	39,670,110	1.5
TACTICAL AIR COMMAND	19	-	19	280	22,375,253	.8
USAF ACADEMY	2	-	2	12	4,281,731	.5
US AIR FORCES IN EUROPE	2	-	2	20	3,374,451	.6
US AIR FORCES SOUTHERN COMMAND	-	-	-	-	344,300	-
USAF SECURITY SERVICE	3	-	3	40	2,830,740	1.1
AIR FORCE INSPECTION & SAFETY CENTER	-	-	-	-	305,976	-
AIR FORCE AUDIT AGENCY	-	-	-	-	1,067,149	-
AIR FORCE OFFICE SPECIAL INVESTIGATION	-	-	-	-	962,384	-
AIR FORCE MILITARY PERSONNEL CENTER	1	-	1	2	1,111,176	.9
USAF WORLD WIDE TOTAL	615	3	612	8,233	498,263,255	1.2

UNCLASSIFIED

UNCLASSIFIED

(A) INCLUDES EXPOSURE FOR HEADQUARTERS US AIR FORCE

SOURCE- DIRECTORATE OF AEROSPACE SAFETY, AIR FORCE INSPECTION AND SAFETY CENTER

TABLE 19 -- USAF MOTOR VEHICLE GROUND ACCIDENT EXPERIENCE AND COST BY COMMAND, WORLD-WIDE -- FY 1973

LOCATION	ACCI- DENTS	MILES OPERATED	ACCI- DENT RATE	VEHI- CLES DAMGD	AVER- COST ACCI- DENT	TOTAL PROP. & DISABLING INJURY	USAF MOTOR VEHICLE DAMAGE	OTHER USAF PROP. DAMGD	DISABLING INJURY MIL & CIV ON-DUTY
AEROSPACE DEFENSE COMMAND	48	17,853,322	2.7	55	811	38,921	30,329	7,392	1,200
AIR FORCE ACCOUNTING AND FINANCE CENTER	-	692	-	-	-	-	-	-	-
AIR FORCE COMMUNICATIONS SERVICE	101	21,761,868	4.6	88	1,117	112,783	53,913	1,920	56,950
AIR FORCE DATA AUTOMATION AGENCY	-	22,081	-	-	-	-	-	-	-
AIR FORCE LOGISTICS COMMAND	101	28,435,664	3.6	88	1,806	182,424	38,288	65,736	78,400
AIR FORCE RESERVE	18	4,553,728	4.0	13	214	3,849	3,060	789	-
AIR FORCE SYSTEMS COMMAND	99	36,916,391	2.7	93	824	81,570	61,007	16,563	4,000
AIR INTELLIGENCE SERVICE	-	78,611	-	-	-	-	-	-	-
AIR RESERVE PERSONNEL CENTER	-	-	-	-	-	-	-	-	-
AIR TRAINING COMMAND	128	27,948,911	4.6	103	905	115,807	38,510	4,697	72,600
AIR UNIVERSITY	4	1,996,035	2.0	4	614	2,457	1,850	607	-
ALASKAN AIR COMMAND	48	6,141,713	7.8	40	545	26,158	21,352	306	4,500
HEADQUARTERS COMMAND, USAF	39	9,748,972	4.0	26	439	17,130	14,687	2,393	50
MILITARY AIRLIFT COMMAND	117	31,826,149	3.7	92	360	42,177	27,636	7,641	6,900
PACIFIC AIR FORCES	186	66,424,206	2.8	173	1,674	311,305	74,000	9,655	227,650
STRATEGIC AIR COMMAND	328	129,894,052	2.5	293	1,123	368,225	177,183	17,792	173,250
TACTICAL AIR COMMAND	138	45,513,001	3.0	112	616	84,941	60,603	9,338	15,000
USAF ACADEMY (A)	4	3,475,917	1.2	3	163	653	653	-	-
US AIR FORCES IN EUROPE	218	50,921,529	4.3	221	437	95,234	80,732	11,302	3,200
US AIR FORCES SOUTHERN COMMAND	4	1,558,401	2.6	4	767	3,069	1,219	1,500	350
USAF SECURITY SERVICE	7	6,056,625	1.2	9	512	3,587	2,737	-	850
AIR FORCE INSPECTION & SAFETY CENTER	-	6,965	-	-	-	-	-	-	-
AIR FORCE AUDIT AGENCY	-	7,470	-	-	-	-	-	-	-
AIR FORCE OFFICE SPECIAL INVESTIGATION	12	5,724,066	2.1	12	889	10,668	8,568	-	2,100
AIR FORCE MILITARY PERSONNEL CENTER	-	20,525	-	-	-	-	-	-	-
USAF WORLD WIDE TOTAL	1,600	496,886,894	3.2	1,429	938	1,500,958	696,327	157,631	647,000

(A) INCLUDES CADETS

SOURCE-- DIRECTORATE OF AEROSPACE SAFETY, AIR FORCE INSPECTION AND SAFETY CENTER

UNCLASSIFIED

UNCLASSIFIED

TABLE 20 - GROUND ACCIDENT COST ANALYSES BY COMMAND, WORLD-WIDE - FY 1973

LOCATION	----- COST -----			
	TOTAL	MILITARY INJURY	CIVILIAN INJURY	PROPERTY DAMAGE
AEROSPACE DEFENSE COMMAND	1,752,457	1,386,050	22,350	344,057
AIR FORCE ACCOUNTING AND FINANCE CENTER	14,475	12,000	2,475	-
AIR FORCE COMMUNICATIONS SERVICE	2,131,432	2,016,600	8,025	106,807
AIR FORCE DATA AUTOMATION AGENCY	2,050	2,050	-	-
AIR FORCE LOGISTICS COMMAND	1,285,225	313,350	420,775	551,100
AIR FORCE RESERVE	157,398	68,550	53,225	39,623
AIR FORCE SYSTEMS COMMAND	3,079,527	1,061,350	54,225	1,963,952
AIR INTELLIGENCE SERVICE	1,525	1,000	525	-
AIR RESERVE PERSONNEL CENTER	-	-	-	-
AIR TRAINING COMMAND	4,614,681	4,268,250	117,850	228,581
AIR UNIVERSITY	563,622	213,500	15,750	334,372
ALASKAN AIR COMMAND	591,333	512,300	9,450	69,583
HEADQUARTERS COMMAND, USAF	562,018	539,250	8,700	14,068
MILITARY AIRLIFT COMMAND	2,791,959	2,265,600	44,775	481,584
PACIFIC AIR FORCES	6,815,312	1,754,850	82,900	4,977,562
STRATEGIC AIR COMMAND	6,820,953	6,053,750	62,625	704,578
TACTICAL AIR COMMAND	7,670,944	4,161,250	21,000	3,488,694
USAF ACADEMY (A)	156,446	151,600	900	3,946
US AIR FORCES IN EUROPE	3,138,600	2,516,100	1,500	621,000
US AIR FORCES SOUTHERN COMMAND	149,840	68,850	-	80,990
USAF SECURITY SERVICE	1,053,459	1,049,600	3,000	859
AIR FORCE INSPECTION & SAFETY CENTER	-	-	-	-
AIR FORCE AUDIT AGENCY	600	600	-	-
AIR FORCE OFFICE SPECIAL INVESTIGATION	7,507	6,550	-	957
AIR FORCE MILITARY PERSONNEL CENTER	1,650	1,500	150	-
<b>USAF WORLD WIDE TOTAL</b>	<b>43,363,013</b>	<b>28,424,500</b>	<b>930,200</b>	<b>14,008,313</b>

UNCLASSIFIED

UNCLASSIFIED

(A) INCLUDES CADETS

SOURCE- DIRECTORATE OF AEROSPACE SAFETY, AIR FORCE INSPECTION AND SAFETY CENTER



MILITARY PERSONNEL  
 TABLE 21 -- DISABLING INJURY LOSSES AND COSTS RESULTING FROM USAF MOTOR VEHICLE ACCIDENTS BY COMMAND, WORLD-WIDE -- FY 1973

LOCATION	-- DISABLING INJURIES --			MAN-DAYS LOST	INJURY COST
	TOTAL	FATAL	NON FATAL		
AEROSPACE DEFENSE COMMAND	3	-	3	24	1,200
AIR FORCE ACCOUNTING AND FINANCE CENTER	-	-	-	-	-
AIR FORCE COMMUNICATIONS SERVICE	8	1	7	139	56,950
AIR FORCE DATA AUTOMATION AGENCY	-	-	-	-	-
AIR FORCE LOGISTICS COMMAND	4	-	4	123	6,150
AIR FORCE RESERVE	-	-	-	-	-
AIR FORCE SYSTEMS COMMAND	4	-	4	65	4,000
AIR INTELLIGENCE SERVICE	-	-	-	-	-
AIR RESERVE PERSONNEL CENTER	-	-	-	-	-
AIR TRAINING COMMAND	3	-	3	46	2,450
AIR UNIVERSITY	-	-	-	-	-
ALASKAN AIR COMMAND	1	-	1	90	4,500
HEADQUARTERS COMMAND, USAF	1	-	1	1	50
MILITARY AIRLIFT COMMAND	3	-	3	78	6,900
PACIFIC AIR FORCES	32	3	29	513	227,650
STRATEGIC AIR COMMAND	24	2	22	465	173,250
TACTICAL AIR COMMAND	7	-	7	279	13,950
USAF ACADEMY (A)	-	-	-	-	-
US AIR FORCES IN EUROPE	5	-	5	64	3,200
US AIR FORCES SOUTHERN COMMAND	1	-	1	7	350
USAF SECURITY SERVICE	2	-	2	17	850
AIR FORCE INSPECTION & SAFETY CENTER	-	-	-	-	-
AIR FORCE AUDIT AGENCY	-	-	-	-	-
AIR FORCE OFFICE SPECIAL INVESTIGATION	1	-	1	42	2,100
AIR FORCE MILITARY PERSONNEL CENTER	-	-	-	-	-
USAF WORLD WIDE TOTAL	99	6	93	1,953	503,550

(A) INCLUDES CADETS

SOURCE-- DIRECTORATE OF AEROSPACE SAFETY, AIR FORCE INSPECTION AND SAFETY CENTER

UNCLASSIFIED

UNCLASSIFIED

ON-DUTY CIVILIAN PERSONNEL  
 TABLE 22 -- DISABLING INJURY LOSSES AND COSTS RESULTING FROM USAF MOTOR VEHICLE ACCIDENTS BY COMMAND, WORLD-WIDE -- FY 1973

LOCATION	-- DISABLING INJURIES --			MAN-DAYS LOST	INJURY COST
	TOTAL	FATAL	NON FATAL		
AEROSPACE DEFENSE COMMAND	-	-	-	-	-
AIR FORCE ACCOUNTING AND FINANCE CENTER	-	-	-	-	-
AIR FORCE COMMUNICATIONS SERVICE	-	-	-	-	-
AIR FORCE DATA AUTOMATION AGENCY	-	-	-	-	-
AIR FORCE LOGISTICS COMMAND	4	1	3	30	72,250
AIR FORCE RESERVE	-	-	-	-	-
AIR FORCE SYSTEMS COMMAND	-	-	-	-	-
AIR INTELLIGENCE SERVICE	-	-	-	-	-
AIR RESERVE PERSONNEL CENTER	-	-	-	-	-
AIR TRAINING COMMAND	2	1	1	2	70,150
AIR UNIVERSITY	-	-	-	-	-
ALASKAN AIR COMMAND	-	-	-	-	-
HEADQUARTERS COMMAND, USAF	-	-	-	-	-
MILITARY AIRLIFT COMMAND	-	-	-	-	-
PACIFIC AIR FORCES	-	-	-	-	-
STRATEGIC AIR COMMAND	-	-	-	-	-
TACTICAL AIR COMMAND	1	-	1	14	1,050
USAF ACADEMY	-	-	-	-	-
US AIR FORCES IN EUROPE	-	-	-	-	-
US AIR FORCES SOUTHERN COMMAND	-	-	-	-	-
USAF SECURITY SERVICE	-	-	-	-	-
AIR FORCE INSPECTION & SAFETY CENTER	-	-	-	-	-
AIR FORCE AUDIT AGENCY	-	-	-	-	-
AIR FORCE OFFICE SPECIAL INVESTIGATION	-	-	-	-	-
AIR FORCE MILITARY PERSONNEL CENTER	-	-	-	-	-
USAF WORLD WIDE TOTAL	7	2	5	46	143,450

UNCLASSIFIED

UNCLASSIFIED

SOURCE-- DIRECTORATE OF AEROSPACE SAFETY, AIR FORCE INSPECTION AND SAFETY CENTER

MILITARY PERSONNEL  
 TABLE 23 - DISABLING INJURY LOSSES AND COSTS RESULTING FROM PRIVATE MOTOR VEHICLE ACCIDENTS BY COMMAND,  
 WORLD-WIDE - FY 1973

LOCATION	-- DISABLING INJURIES --			MAN-DAYS LOST	INJURY COST
	TOTAL	FATAL	NON FATAL		
AEROSPACE DEFENSE COMMAND	129	17	112	2,576	1,008,700
AIR FORCE ACCOUNTING AND FINANCE CENTER	1	-	1	90	9,000
AIR FORCE COMMUNICATIONS SERVICE	132	24	108	2,831	1,439,800
AIR FORCE DATA AUTOMATION AGENCY	1	-	1	3	300
AIR FORCE LOGISTICS COMMAND	47	1	46	1,110	210,500
AIR FORCE RESERVE	9	1	8	138	56,900
AIR FORCE SYSTEMS COMMAND	91	10	81	2,289	728,200
AIR INTELLIGENCE SERVICE	1	-	1	3	150
AIR RESERVE PERSONNEL CENTER	-	-	-	-	-
AIR TRAINING COMMAND	289	40	249	4,844	2,688,450
AIR UNIVERSITY	19	-	19	456	115,350
ALASKAN AIR COMMAND	19	5	14	336	266,800
HEADQUARTERS COMMAND, USAF	38	6	32	721	361,650
MILITARY AIRLIFT COMMAND	213	23	190	4,854	1,611,500
PACIFIC AIR FORCES	111	13	98	2,284	885,250
STRATEGIC AIR COMMAND	445	60	385	8,291	3,805,050
TACTICAL AIR COMMAND	326	49	277	7,243	2,943,850
USAF ACADEMY (A)	7	1	6	111	107,550
US AIR FORCES IN EUROPE	252	29	223	5,080	2,057,150
US AIR FORCES SOUTHERN COMMAND	8	1	7	171	58,650
USAF SECURITY SERVICE	63	10	53	1,060	695,000
AIR FORCE INSPECTION & SAFETY CENTER	-	-	-	-	-
AIR FORCE AUDIT AGENCY	1	-	1	6	600
AIR FORCE OFFICE SPECIAL INVESTIGATION	3	-	3	79	4,100
AIR FORCE MILITARY PERSONNEL CENTER	2	-	2	6	450
USAF WORLD WIDE TOTAL	2,207	290	1,917	44,582	19,054,950

(A) INCLUDES CADETS

SOURCE- DIRECTORATE OF AEROSPACE SAFETY, AIR FORCE INSPECTION AND SAFETY CENTER

UNCLASSIFIED

UNCLASSIFIED

**MILITARY PERSONNEL**  
**TABLE 24 - DISABLING INJURY LOSSES AND COSTS RESULTING FROM ALL OTHER (NON-VEHICULAR) ACCIDENTS BY COMMAND,**  
**WORLD-WIDE - FY 1973**

LOCATION	-- DISABLING INJURIES --			MAN-DAYS LOST	INJURY COST
	TOTAL	FATAL	NON FATAL		
AEROSPACE DEFENSE COMMAND	161	5	156	2,267	376,150
AIR FORCE ACCOUNTING AND FINANCE CENTER	1	-	1	30	3,000
AIR FORCE COMMUNICATIONS SERVICE	209	6	203	2,220	519,500
AIR FORCE DATA AUTOMATION AGENCY	2	-	2	35	1,750
AIR FORCE LOGISTICS COMMAND	104	1	103	895	96,700
AIR FORCE RESERVE	16	-	16	211	11,650
AIR FORCE SYSTEMS COMMAND	133	3	130	1,429	329,150
AIR INTELLIGENCE SERVICE	1	-	1	17	850
AIR RESERVE PERSONNEL CENTER	-	-	-	-	-
AIR TRAINING COMMAND	436	18	418	4,830	1,577,150
AIR UNIVERSITY	21	1	20	453	98,150
ALASKAN AIR COMMAND	94	4	90	758	241,000
HEADQUARTERS COMMAND, USAF	53	3	50	442	176,850
MILITARY AIRLIFT COMMAND	266	7	259	3,302	647,200
PACIFIC AIR FORCES	356	5	351	4,209	532,450
STRATEGIC AIR COMMAND	773	24	749	8,180	2,061,800
TACTICAL AIR COMMAND	281	12	269	3,186	1,201,400
USAF ACADEMY (A)	95	-	95	635	44,050
US AIR FORCES IN EUROPE	392	3	389	3,081	454,400
US AIR FORCES SOUTHERN COMMAND	18	-	18	184	9,850
USAF SECURITY SERVICE	117	4	113	1,256	353,750
AIR FORCE INSPECTION & SAFETY CENTER	-	-	-	-	-
AIR FORCE AUDIT AGENCY	-	-	-	-	-
AIR FORCE OFFICE SPECIAL INVESTIGATION	2	-	2	7	350
AIR FORCE MILITARY PERSONNEL CENTER	1	-	1	21	1,050
USAF WORLD WIDE TOTAL	3,532	96	3,436	37,648	8,738,200

(A) INCLUDES CAETS

SOURCE- DIRECTORATE OF AEROSPACE SAFETY, AIR FORCE INSPECTION AND SAFETY CENTER

UNCLASSIFIED

UNCLASSIFIED

ON-DUTY CIVILIAN PERSONNEL  
 TABLE 25 - DISABLING INJURY LOSSES AND COSTS RESULTING FROM ALL OTHER (NON-VEHICULAR) ACCIDENTS BY COMMAND,  
 WORLD-WIDE - FY 1973


LOCATION	-- DISABLING INJURIES --			MAN-DAYS LOST	INJURY COST
	TOTAL	FATAL	NON FATAL		
AEROSPACE DEFENSE COMMAND	17	-	17	298	22,350
AIR FORCE ACCOUNTING AND FINANCE CENTER	3	-	3	33	2,475
AIR FORCE COMMUNICATIONS SERVICE	12	-	12	107	8,025
AIR FORCE DATA AUTOMATION AGENCY	-	-	-	-	-
AIR FORCE LOGISTICS COMMAND	220	-	220	2,930	316,500
AIR FORCE RESERVE	46	-	46	643	53,225
AIR FORCE SYSTEMS COMMAND	68	-	68	697	52,275
AIR INTELLIGENCE SERVICE	1	-	1	7	525
AIR RESERVE PERSONNEL CENTER	-	-	-	-	-
AIR TRAINING COMMAND	54	-	54	636	47,700
AIR UNIVERSITY	5	-	5	210	15,750
ALASKAN AIR COMMAND	16	-	16	113	9,450
HEADQUARTERS COMMAND, USAF	18	-	18	116	8,700
MILITARY AIRLIFT COMMAND	38	-	38	597	44,775
PACIFIC AIR FORCES	12	-	12	142	10,650
STRATEGIC AIR COMMAND	59	-	59	835	62,625
TACTICAL AIR COMMAND	18	-	18	266	19,950
USAF ACADEMY	2	-	2	12	900
US AIR FORCES IN EUROPE	2	-	2	20	1,500
US AIR FORCES SOUTHERN COMMAND	-	-	-	-	-
USAF SECURITY SERVICE	3	-	3	40	3,000
AIR FORCE INSPECTION & SAFETY CENTER	-	-	-	-	-
AIR FORCE AUDIT AGENCY	-	-	-	-	-
AIR FORCE OFFICE SPECIAL INVESTIGATION	-	-	-	-	-
AIR FORCE MILITARY PERSONNEL CENTER	1	-	1	2	150
USAF WORLD WIDE TOTAL	595	-	595	7,704	680,525

UNCLASSIFIED

UNCLASSIFIED

SOURCE- DIRECTORATE OF AEROSPACE SAFETY, AIR FORCE INSPECTION AND SAFETY CENTER

*Materiel*





# UNCLASSIFIED

## PART III

### MATERIEL AIRCRAFT AND MISSILES

#### INTRODUCTION

Information included in this section provides data pertaining to procurement, production, inventory status, deployment, and disposition of USAF aircraft during Fiscal Year 1973. It also includes data on procurement, production, and inventory status of missiles.

The aircraft tables reflect funding by fiscal year, acceptance, inventories by functional distribution, active and inactive, age (in months) distribution, and disposition of aircraft. The missile tables reflect funding by fiscal year, acceptance, functional distribution, active and inactive, age (in months) distribution, and disposition of missiles.

Production data for aircraft and missiles are obtained under the provisions of AF Regulation 84-8, dated 28 Mar 1968. Additional data may be obtained in the USAF Production Digest SS-N47 published monthly. Inventory and status data for aircraft and missiles are obtained under the provisions of AF Manual 65-110, dated 1 September 1968. The mission classification (Fighter, Bomber, Tanker, etc.) is generally based upon the mission designator or the prefix preceding the basic mission designator of each aircraft or missile model. A prefix is assigned an aircraft or missile model when the aircraft or missile is modified to perform a function (indicated by prefix) other than its basic designated purpose. Additional statistical data may be obtained in the USAF Aircraft-Missile Digest, SS-A1, published monthly.

#### DEFINITIONS

MISSION/DESIGN/SERIES - Air Force Regulations 66-11, dated 18 September 1962, Designating, Redesignating, and naming Military Aircraft, and 66-11A dated 5 August 1964 and 66-20, Designating, Redesignating, and Naming Military Rockets and Guided Missiles dated 3 April 1965, and 66-20A dated 30 January 1964, establish a uniform system for designating, redesignating, and naming military aircraft and missiles.

ACCEPTANCE - Aircraft, missile, or drone which has been shop-assembled and fully inspected by constituted USAF or Navy production authorities and for which the title, responsibility, and accountability has been assumed by the contracting agency of the recipient.

AIRCRAFT - A heavier-than-air vehicle, designed primarily for flight in the atmosphere, which has incorporated in its prime design the ability and/or requirement for human occupancy.

DRONE - Any aircraft or missile modified or produced to perform the mission of a target for weapon evaluation or crew training and has incorporated into its prime design the ability to be flown by remote control.

GUIDED MISSILE - Unmanned, self-propelled vehicle designed to move in a trajectory or flight path all or partially above the earth's surface and whose trajectory or course, while the vehicle is in motion, is capable of being controlled remotely or by homing systems, or by inertial and/or programmed guidance from within. This term does not include space vehicles, space boosters, or Naval torpedoes, but it does include target and reconnaissance drones.

OPERATING ACTIVE - Aircraft, missiles, and drones currently and actively engaged in or supporting flying missions (AFM 65-110).

NON-OPERATING ACTIVE - Aircraft, missiles, and drones in preparation or awaiting preparation for possession by units or test activities through any of the logistical processes or supply, maintenance, and modification.

INACTIVE - Aircraft, missiles, or drones on loan and bailment (except bailed for test, maintenance, and modification); aircraft, missiles, or drones for which there is no longer a requirement in the active inventory, including those that have been accumulated in excess of possible future needs; and aircraft, missiles, or drones in the process of being dropped from the total inventory and salvage.

# UNCLASSIFIED



TABLE 26 — USAF AIRCRAFT ACCEPTANCES OF MODELS IN PRODUCTION, BY MANUFACTURER BY RECIPIENT, BY MONTH — FY 1973  
(Excludes experimental, remanufactured, and used aircraft.)

MISSION, DESIGN, AND SERIES	MANU- FAC- TURER	ACCEPTED PRIOR TO 1 JUL 1972	ACCEPTANCES FOR FY 1973												TOTAL ACCEPTED TO DATE	
			TOTAL	Jul (1972)	Aug	Sep	Oct	Nov	Dec	Jan (1973)	Feb	Mar	Apr	May		Jun
<u>GRAND TOTAL</u>			<u>617</u>	<u>57</u>	<u>68</u>	<u>61</u>	<u>58</u>	<u>53</u>	<u>42</u>	<u>40</u>	<u>54</u>	<u>52</u>	<u>35</u>	<u>56</u>	<u>41</u>	
USAF FOR USAF & MASF																
<u>TOTAL</u>			<u>490</u>	<u>42</u>	<u>42</u>	<u>44</u>	<u>50</u>	<u>44</u>	<u>30</u>	<u>32</u>	<u>48</u>	<u>46</u>	<u>30</u>	<u>48</u>	<u>34</u>	
<u>Fighter/Attack - Total</u>			<u>283</u>	<u>24</u>	<u>25</u>	<u>29</u>	<u>34</u>	<u>28</u>	<u>18</u>	<u>25</u>	<u>25</u>	<u>20</u>	<u>17</u>	<u>19</u>	<u>19</u>	
RF-4C	McDonnell- Douglas	487	12	1	1	1	1	1	1	1	1	1	1	1	1	499
F-4E	McDonnell- Douglas	704	30	-	-	-	-	-	-	5	5	6	5	5	4	734
F-5E (MASF)	Northrup	-	13	-	-	1	1	1	1	1	1	1	1	2	3	13
F-15A	McDonnell- Douglas	-	7	1	-	1	-	1	-	1	-	1	-	1	1	7
F-111D	General Dynamics	29	67	5	7	9	11	9	10	8	8	(Complete)				96
F-111F	General Dynamics	70	6	-	-	-	-	-	-	-	1	2	1	1	1	76
A-7D	Ling - Tempco - Vought	239	105	9	9	9	9	9	8	9	9	9	9	9	9	344
A-9	Northrup	-	2	-	-	-	2	(Complete)								2
A-10	Fairchild	-	2	-	-	-	2	-	-	-	-	-	-	-	-	2
A-37B (MASF)	Cessna	129	39	8	8	8	8	7	-	-	-	-	-	-	-	168
<u>Cargo/Transport - Total</u>			<u>23</u>	<u>3</u>	<u>3</u>	<u>1</u>	<u>2</u>	<u>2</u>	<u>2</u>	<u>2</u>	<u>2</u>	<u>3</u>	<u>2</u>	<u>1</u>	<u>-</u>	
C-5A	Lockheed	58	20	2	2	1	2	2	1	2	2	3	2	1	-	78 <sup>a/</sup>
C-9A	McDonnell- Douglas	19	2	1	1	(Complete)										21
VC-137C	Boeing	1	1	-	-	-	-	-	1	(Complete)						2
<u>Trainers</u>			<u>1</u>	<u>-</u>	<u>-</u>	<u>-</u>	<u>-</u>	<u>-</u>	<u>-</u>	<u>-</u>	<u>-</u>	<u>-</u>	<u>1</u>	<u>-</u>	<u>-</u>	
T-43A	Boeing		1	-	-	-	-	-	-	-	-	-	1	-	-	1

<sup>a/</sup> C-5A (USAF) In addition, one (1) aircraft destroyed Oct 70 (No Year Funding) without acceptance.  
Source: Aircraft & Missiles Programming Div, Assistant for RDA Programming, DCS/R&D.

CLASSIFIED BY: AF/RDG  
SUBJECT TO GENERAL DE-  
CLASSIFICATION SCHEDULE  
OF EXECUTIVE ORDER 11652  
AUTOMATICALLY DOWNGRADED  
AT TWO YEAR INTERVALS  
DECLASSIFIED ON: 31 DEC 1980

CONFIDENTIAL

CONFIDENTIAL

TABLE 26 - USAF AIRCRAFT ACCEPTANCES OF MODELS IN PRODUCTION, BY MANUFACTURER, BY RECIPIENT, BY MONTH - FY 1973 (CONTINUED)  
 (Excludes experimental, remanufactured, and used aircraft.)

MISSION, DESIGN, AND SERIES	MANUFACTURER	ACCEPTED PRIOR TO 1 JUL 1972	ACCEPTANCES FOR FY 1973												TOTAL ACCEPTED TO DATE	
			TOTAL	Jul (1972)	Aug	Sep	Oct	Nov	Dec	Jan (1973)	Feb	Mar	Apr	May		Jun
USAF FOR USAF & MASF (Continued)																
Miscellaneous			183	15	14	14	14	14	10	5	21	23	10	28	15	
HH-1H	Bell	1	29	1	-	-	-	-	-	-	12	8	5	3	(Complete)	30
UH-1H (MASF)	Bell	487	154	14	14	14	14	14	10	5	9	15	5	25	15	641
USAF FOR SECURITY ASSISTANCE PROGRAM (SAP)																
<b>TOTAL</b>			127	15	26	17	8	9	12	8	6	6	5	8	7	
A-37B (FMS - Guatemala)	McDonnell-Douglas		8	-	-	-	-	-	4	4	-	-	-	-	-	8
F-4E (FMS - Iran)	McDonnell-Douglas	32	4	-	-	-	-	-	-	-	-	-	1	1	2	36
F-4E (FMS - Israel)	McDonnell-Douglas	52	37	5	5	5	4	5	4	-	-	1	2	3	3	89
F-4F (FMS - Germany)	McDonnell-Douglas	-	2	-	-	-	-	-	-	-	-	-	-	1	1	2
F-5B (SAP - Grant Aid)	Northrup	74	10	2	1	1	1	1	-	-	-	1	1	1	1	84
F-5B (FMS - Saudi Arabia)	Northrup	-	20	-	2	2	3	3	4	4	2	(Complete)	(Complete)	(Complete)	(Complete)	20
T-37C (SAP - Grant Aid)	Cessna	146	11	-	-	-	-	-	-	-	4	4	1	2	-	157
T-41D (SAP - Grant Aid)	Cessna	135	25	4	14	7	-	-	-	-	-	-	-	-	-	160
Model 150 (SAP - Grant Aid)	Cessna	-	6	4	2	(Complete)	(Complete)	(Complete)	(Complete)	(Complete)	(Complete)	(Complete)	(Complete)	(Complete)	(Complete)	10
Model 337 (SAP - Grant Aid)	Cessna	-	4	-	2	(Complete)	(Complete)	(Complete)	(Complete)	(Complete)	(Complete)	(Complete)	(Complete)	(Complete)	(Complete)	4

CONFIDENTIAL

CONFIDENTIAL

CLASSIFIED BY: AF/RDG  
 SUBJECT TO GENERAL DE-  
 CLASSIFICATION SCHEDULE  
 OF EXECUTIVE ORDER 11652  
 AUTOMATICALLY DOWNGRADED  
 AT TWO YEAR INTERVALS  
 DECLASSIFIED ON: 31 DEC 1980

TABLE 27 - USAF GUIDED MISSILE AND TARGET DRONE ACCEPTANCES BY MANUFACTURER, BY MONTH - FY 1973

DESIGNATION	POPULAR NAME	MANUFACTURER	ACCEPTED PRIOR TO 1 JUL 1972	ACCEPTANCES FOR FY 1973												TOTAL ACCEPTED TO DATE	
				TOTAL	Jul (1972)	Aug	Sep	Oct	Nov	Dec	Jan (1973)	Feb	Mar	Apr	May		Jun
<u>GUIDED MISSILE - TOTAL</u>				<u>1,582</u>	<u>68</u>	<u>32</u>	<u>54</u>	<u>47</u>	<u>71</u>	<u>170</u>	<u>133</u>	<u>152</u>	<u>201</u>	<u>184</u>	<u>369</u>	<u>101</u>	
<u>STRATEGIC MISSILE - TOTAL</u>				<u>544</u>	<u>33</u>	<u>30</u>	<u>46</u>	<u>37</u>	<u>51</u>	<u>47</u>	<u>51</u>	<u>52</u>	<u>48</u>	<u>48</u>	<u>51</u>	<u>50</u>	
LGM-30G	Minuteman III	Boeing	273	135	13	12	13	13	11	12	13	12	8	8	10	10	408
AGM-69A		Boeing	59	409	20	18	33	24	40	35	38	40	40	40	41	40	468
<u>TACTICAL MISSILES - TOTAL</u>				<u>1,038</u>	<u>35</u>	<u>2</u>	<u>8</u>	<u>10</u>	<u>20</u>	<u>123</u>	<u>82</u>	<u>100</u>	<u>153</u>	<u>136</u>	<u>318</u>	<u>51</u>	
AGM-45A	Shrike	Texas Inst	8,469 <sup>a/</sup>	479	35	-	-	-	-	94	-	-	48	45	232	25	8,948
AGM-65A				Maverick	Hughes	61	559	-	2	8	10	20	29	82	100	105	
<u>AIR-TO-AIR MISSILES - TOTAL</u>				<u>180</u>	<u>-</u>	<u>-</u>	<u>-</u>	<u>-</u>	<u>-</u>	<u>-</u>	<u>-</u>	<u>-</u>	<u>96</u>	<u>60</u>	<u>24</u>	<u>-</u>	
AIM-7E/E2 (FMS)	Sparrow	Raytheon	402	180	-	-	-	-	-	-	-	-	96	60	24	(Complete)	582
<u>TARGET DRONES - TOTAL</u>				<u>243</u>	<u>30</u>	<u>30</u>	<u>14</u>	<u>21</u>	<u>20</u>	<u>14</u>	<u>21</u>	<u>18</u>	<u>18</u>	<u>19</u>	<u>20</u>	<u>18</u>	
BQM-34A (NAVY)	Firebee	Ryan	2,037	190	25	25	14	14	14	14	14	14	14	14	14	14	2,227
BQM-34F		Firebee	26	53	5	5	-	7	6	-	7	4	4	5	6	4	
<u>OTHER DRONES - TOTAL</u>				<u>28</u>	<u>12</u>	<u>7</u>	<u>4</u>	<u>5</u>									
AQM-34M		Ryan	50	28	12	7	4	5	-	-	-	-	-	-	-	-	78

CONFIDENTIAL

CONFIDENTIAL

a/ Revised per AFSC to correct "Total Accepted to Date" in FY 1972 Statistical Digest, May 72 acceptance changed from 53 to 28; June 72 changed from 53 to 28.

b/ Revised per AFSC to correct "Total Accepted to Date" in FY 1972 Statistical Digest, Feb 72 acceptance changed from 4 to 6.

Source: Aircraft & Missile Programming Division, Assistant for RDA Programming and Production & Production Difficulty Report, RCS: 4-HAF-N16.

CLASSIFIED BY: AF/RDG  
 SUBJECT TO GENERAL DE-  
 CLASSIFICATION SCHEDULE  
 OF EXECUTIVE ORDER 11652  
 AUTOMATICALLY DOWNGRADED  
 AT TWO YEAR INTERVALS  
 DECLASSIFIED ON: 31 DEC 1980

# CONFIDENTIAL

TABLE 28 - USAF AIRCRAFT PROCUREMENT PROGRAMS BY FISCAL YEAR FUNDING -  
FY 1971 AND PRIOR THROUGH FY 1973

(Excludes experimental, used, and remanufactured aircraft.)

MISSION, DESIGN, AND SERIES	NO FUND- <sup>a/</sup> ING YEAR	FY 1971 AND PRIOR	FY 1972	FY 1973
<b>Grand Total</b>	<b>36</b>	<b>4,181</b>	<b>626</b>	<b>721</b>
<b>USAF Total</b>	<b>31</b>	<b>1,996</b>	<b>177</b>	<b>167</b>
<b>MASF Total</b>	<b>5</b>	<b>1,050</b>	<b>24</b>	<b>304</b>
<b>FMS &amp; SAP-Grant Aid Total</b>	<b>-</b>	<b>1,132</b>	<b>422</b>	<b>245</b>
<b>Others Total</b>	<b>-</b>	<b>3</b>	<b>3</b>	<b>5</b>
<b>Fighter/Attack - Total</b>	<b>29</b>	<b>2,504</b>	<b>539</b>	<b>444</b>
<b>RF-4C</b>	<b>-</b>	<b>493</b>	<b>12</b>	<b>-</b>
<b>F-4E</b>	<b>-</b>	<b>704</b>	<b>36</b>	<b>48</b>
<b>F-4E (FMS) Australia</b>	<b>-</b>	<b>-</b>	<b>1</b>	<b>-</b>
<b>F-4E (FMS) Greece</b>	<b>-</b>	<b>-</b>	<b>36</b>	<b>-</b>
<b>F-4E (FMS) Iran</b>	<b>-</b>	<b>32</b>	<b>73</b>	<b>36</b>
<b>F-4E (FMS) Israel</b>	<b>-</b>	<b>80</b>	<b>42</b>	<b>-</b>
<b>F-4E (FMS) Turkey</b>	<b>-</b>	<b>-</b>	<b>-</b>	<b>40</b>
<b>F-4E (FMS) Germany</b>	<b>-</b>	<b>-</b>	<b>175</b>	<b>-</b>
<b>F-5A (MASF)</b>	<b>-</b>	<b>55</b>	<b>-</b>	<b>-</b>
<b>F-5A (SAP - Grant Aid)</b>	<b>-</b>	<b>460</b>	<b>-</b>	<b>-</b>
<b>RE-5A (SAP - Grant Aid)</b>	<b>-</b>	<b>57</b>	<b>-</b>	<b>-</b>
<b>RF-5A (MASF)</b>	<b>-</b>	<b>13</b>	<b>-</b>	<b>-</b>
<b>F-5B (MASF)</b>	<b>-</b>	<b>-</b>	<b>-</b>	<b>7</b>
<b>F-5B (SAP - Grant Aids)</b>	<b>-</b>	<b>74</b>	<b>14</b>	<b>-</b>
<b>F-5B (FMS) Jordan</b>	<b>-</b>	<b>-</b>	<b>-</b>	<b>2</b>
<b>F-5B (FMS) Malaysia</b>	<b>-</b>	<b>-</b>	<b>-</b>	<b>2</b>
<b>F-5B (FMS) Rep of China</b>	<b>-</b>	<b>-</b>	<b>-</b>	<b>12</b>
<b>F-5B (FMS) Saudi Arabia</b>	<b>-</b>	<b>-</b>	<b>20</b>	<b>-</b>
<b>F-5E (MASF)</b>	<b>5</b>	<b>-</b>	<b>21</b>	<b>57</b>
<b>F-5E (FMS) Iran</b>	<b>-</b>	<b>-</b>	<b>-</b>	<b>58</b>
<b>F-5E (FMS) Saudi Arabia</b>	<b>-</b>	<b>-</b>	<b>-</b>	<b>30</b>
<b>F-5E (SAP) - Korea</b>	<b>-</b>	<b>-</b>	<b>-</b>	<b>21</b>
<b>F-15A</b>	<b>18</b>	<b>-</b>	<b>-</b>	<b>23</b>
<b>TF-15A</b>	<b>2</b>	<b>-</b>	<b>-</b>	<b>7</b>
<b>F-111F</b>	<b>-</b>	<b>70</b>	<b>12</b>	<b>12</b>
<b>A-7D</b>	<b>-</b>	<b>290</b>	<b>97</b>	<b>24</b>
<b>A-9</b>	<b>2</b>	<b>-</b>	<b>-</b>	<b>-</b>
<b>A-10</b>	<b>2</b>	<b>-</b>	<b>-</b>	<b>-</b>
<b>A-37B (MASF)</b>	<b>-</b>	<b>168</b>	<b>-</b>	<b>60</b>
<b>A-37B (FMS) Guatemala</b>	<b>-</b>	<b>8</b>	<b>-</b>	<b>5</b>
<b>Bomber - Total</b>	<b>3</b>	<b>-</b>	<b>-</b>	<b>-</b>
<b>B-1</b>	<b>3</b>	<b>-</b>	<b>-</b>	<b>-</b>
<b>Cargo/Transport - Total</b>	<b>4</b>	<b>414</b>	<b>16</b>	<b>53</b>
<b>C-9A</b>	<b>-</b>	<b>21</b>	<b>-</b>	<b>-</b>
<b>VC-9C</b>	<b>-</b>	<b>-</b>	<b>-</b>	<b>3</b>
<b>C-130E</b>	<b>-</b>	<b>375</b>	<b>12</b>	<b>-</b>

<sup>a/</sup> Quantities on program are based on USAF Aircraft Production Schedules (WA Series).

CLASSIFIED BY: AF/RDG  
SUBJECT TO GENERAL DE-  
CLASSIFICATION SCHEDULE  
OF EXECUTIVE ORDER 11652  
AUTOMATICALLY DOWNGRADED  
AT TWO YEAR INTERVALS  
DECLASSIFIED ON: 31 DEC 1980

# CONFIDENTIAL

## CONFIDENTIAL

TABLE 28 -- USAF AIRCRAFT PROCUREMENT PROGRAMS BY FISCAL YEAR FUNDING  
FY 1971 AND PRIOR THROUGH FY 1973 (CONTINUED)

MISSION, DESIGN, AND SERIES	NO FUND- <sup>a/</sup> ING YEAR	FY 1971 AND PRIOR	FY 1972	FY 1973
<u>Cargo/Transport - Total (Cont'd)</u>				
C-130E (SAP - Grant Aid)	-	9	-	1
C-130H	-	-	-	20
C-130H (FMS) Congo	-	3	-	-
C-130H (FMS) Israel	-	2	-	2
HC-130H (Coast Guard)	-	3	3	2
LC-130R (NSC)	-	-	-	3
VC-137C	-	1	1	-
CX-X	-	-	-	14
E-3A	3	-	-	-
E-4A/B	1	-	-	2
KC-707-3J9C (FMS) Iran	-	-	-	6
<u>Trainers - Total</u>	-	300	59	27
T-37C (SAP - Grant Aid)	-	146	11	14
T-41D (MASF)	-	28	3	-
T-41D (SAP - Grant Aid)	-	122	38	5
T-43A	-	4	7	8
<u>Helicopter - Total</u>	-	730	-	187
UH-1H (MASF)	-	692	-	180
HH-53C	-	38	-	6
PC-6/B2-H2 (SAP - Grant Aid)	-	-	-	1
<u>Utility - Total</u>	-	233	2	10
U-17B (SAP - Grant Aid)	-	139	2	10
U-17B (MASF)	-	64	-	-
AU-23 (MASF)	-	15	-	-
AU-24 (MASF)	-	15	-	-
<u>Other - Total</u>	-	-	10	-
Model 150 (SAP - Grant Aid)	-	-	6	-
Model 337 (SAP - Grant Aid)	-	-	4	-

<sup>a/</sup> Quantities on program are based on USAF Aircraft Production Schedules (WA Series).

Source: Aircraft and Missiles Programming Division, Assistant for RDA Programming, DCS/R&D.

CLASSIFIED BY: AF/RDG  
SUBJECT TO GENERAL DE-  
CLASSIFICATION SCHEDULE  
OF EXECUTIVE ORDER 11652  
AUTOMATICALLY DOWNGRADED  
AT TWO YEAR INTERVALS  
DECLASSIFIED ON: 31 DEC 1980

CONFIDENTIAL

# CONFIDENTIAL

TABLE 29 - USAF GUIDED MISSILE AIR-TO-AIR AND TARGET DRONE PROCUREMENT PROGRAMS BY  
FISCAL YEAR FUNDING - FY 1971 AND PRIOR THROUGH FY 1973

DESIGNATION	POPULAR NAME	MANUFACTURER	FISCAL YEAR PROCUREMENT PROGRAM <sup>a/</sup>			
			No Funding Year	1971 and Prior	1972	1973
<u>Guided Missile - Total</u>			<u>80</u>	<u>9,227</u>	<u>2,885</u>	<u>4,200</u>
<u>Strategic Missile - Total</u>			<u>17</u>	<u>389</u>	<u>585</u>	<u>600</u>
LGM-30G	Minuteman III SRAM	Boeing	17	288	120	120
AGM-69A		Boeing	-	101	465	480
<u>Tactical Missile - Total</u>			<u>63</u>	<u>8,838</u>	<u>2,300</u>	<u>3,600</u>
AGM-45A	Shrike Maverick Standard Arm	Texas Instruments	-	8,838	300	300
AGM-65A		Hughes	63	-	2,000	3,000
AGM-78D		Gen. Dynamics	-	-	-	300
<u>Air-To-Air Missile - Total</u>			<u>50</u>	<u>402</u>	<u>180</u>	<u>50</u>
AIM-7E/7E2 (FMS)	Sparrow Sparrow	Raytheon	-	402	180	-
AIM-7F		Raytheon	50	-	-	50
<u>Target Drones - Total</u>			<u>-</u>	<u>3,399</u>	<u>189</u>	<u>112</u>
BQM-34A (USAF)	Firebee Firebee Firebee Firebee	Ryan	-	1,238	-	-
BQM-34F (USAF)		Ryan	-	74	25	-
BQM-34A (NAVY)		Ryan	-	2,087	164	54
BQM-34S (NAVY)		Ryan	-	-	-	58
<u>Other Drones - Total</u>			<u>-</u>	<u>78</u>	<u>-</u>	<u>-</u>
AQM-34,		Ryan	-	78	-	-

<sup>a/</sup> Quantities on program are based on USAF Missile and Drone Production Schedules (WM series).  
Source: Aircraft and Missile Programming Division, DCS/R&D.

CLASSIFIED BY: AF/RDG  
SUBJECT TO GENERAL DE-  
CLASSIFICATION SCHEDULE  
OF EXECUTIVE ORDER 11652  
AUTOMATICALLY DOWNGRADED  
AT TWO YEAR INTERVALS  
DECLASSIFIED ON: 31 DEC 1980

# CONFIDENTIAL

TABLE 30 -- AEROSPACE VEHICLE INVENTORY BY FUNCTIONAL DISTRIBUTION --  
SUMMARY - FY 1973

MISSION DESIGN SERIES	TOTAL	ACTIVE										IN- ACT- IVE TOTAL	
		TOTAL ACTIVE	OPERATING						NON-OPERATING				
			TOTAL OPER- ATING ACTIVE	TAC. &COM SUPP	TRNG	OPER SUPP	ADMIN	SPEC ACTY &UTIL TRAN	TEST & TEST SUPP	TOTAL NON- OPER. ACT	MAINT MOD IRAN		OTHER
U.S. AIR FORCE													
BOMBER	639	520	460	453					7	60	55	5	119
TANKER	660	660	591	583					8	69	67	2	
FIGHTER	2391	2153	1863	1413	386			7	57	290	231	59	238
RECON	713	687	610	523	68				19	77	55	22	26
SR&RESCUE	74	60	49	40	6				3	11	11		14
SPC RESCH	2	1	1						1				1
CARGO	1365	1175	1032	611	57	18	77	223	46	143	103	40	190
TRAINER	2612	2271	2169	116	1857	55	30	86	25	102	81	21	341
OBSERVE	223	207	153	109	23	10		11		54		54	16
HELICOP	503	391	355	267	62			5	21	36	22	14	112
ATTACK	420	401	225	158	52				15	176	170	6	19
UTILITY	181	14	10	5	2			3		4		4	167
USAF TOTAL	9783	8540	7518	4278	2513	83	107	335	202	1022	795	227	1243
AF0	406	406	359	352	2		1	4		47	39	8	
ANG	1855	1855	1685	1604	74		5	2		170	141	29	
MAP	105	100	3	3						97	70	27	5
ONA	6	6	5	3					2	1		1	
USN	3	1	1						1				2
GRAND TOTAL	12158	10908	9571	6240	2589	83	113	341	205	1337	1045	292	1250

DOWNGRADED TO:  
UNCLASSIFIED ON: 1 JULY 1974  
AUTHORITY: DCS/PROGRAMS AND  
RESOURCES (AF/PRPL LTR, 8 DEC 72)

CONFIDENTIAL

CONFIDENTIAL

TABLE 31 — AEROSPACE VEHICLE INVENTORY BY FUNCTIONAL DISTRIBUTION — FY 1973

MISSION DESIGN SERIES	TOTAL	ACTIVE										IN- ACT- IVE TOTAL	
		TOTAL ACTIVE	OPERATING					NON-OPERATING					
			TOTAL OPER- ATING ACTIVE	TAC. &COM SUPP	TRNG	OPER SUPP	ADMIN	SPEC ACTY UTIL TRAN	TEST & TEST SUPP	TOTAL NON- OPER. ACT	MAINT MOD IRAN		OTHER
U.S. AIR FORCE COMBER													
NE 52A	1												1
NE 52E	1	1	1							1			29
B 52C	29												
NE 52C	1	1	1							1			1
E 52C	130	130	117	117						13	13		48
NE 52C	1												1
E 52E	40												48
NE 52E	2	1	-1							1			1
E 52F	62	26	23	23						3	2	1	36
E 52G	175	175	156	154						19	17	2	
B 52H	99	96	82	82						17	16	1	
E 52	549	433	381	376						52	48	4	116
F8111A	74	74	67	65						2	7	7	
YF8111A	1												1
E111	75	74	67	65						2	7	7	1
BCMBER STRAT JET	624	507	448	441						7	59	65	4
BCMBER STRAT	624	507	448	441						7	59	65	4
E 26E	1	1											1
E 26	1	1											1
BCMBER TACT RCP	1	1											1
NE 57E	1	1	1	1									1
E 57C	3	2	2	2									
E 57E	9	9	9	9									
B 57	13	12	12	12									1
NE 66B	1												1
E 66	1												1
BCMBER TACT JET	14	12	12	12									2
BCMBER TACT	15	13	12	12									2
BCMBER	639	520	460	453						7	60	65	5

CONFIDENTIAL

CONFIDENTIAL

DOWNGRADED TO:  
 UNCLASSIFIED ON: 1 JULY 1974  
 AUTHORITY: DCS/PROGRAMS AND  
 RESOURCES (AF/PRPL LTR, 8 DEC 72)



TABLE 31 -- AEROSPACE VEHICLE INVENTORY BY FUNCTIONAL DISTRIBUTION -- FY 1973

MISSION DESIGN SERIES	TOTAL	ACTIVE											IN- ACT- IVE TOTAL	
		TOTAL ACT- IVE	OPERATING						NON-OPERATING					
			TOTAL OPER- ATING ACTIVE	TAC. & COM SUPP	TRNG	OPER SUPP	ADMIN	SPEC ACTY BUTIL TRAN	TEST & TEST SUPP	TOTAL NON- OPER. ACT	MAINT MOD IRAN	OTHER		
U.S. AIR FORCE TANKER														
KC135A	589	589	540	539						1	49	48	1	
NKC135A	14	14	7							7	7	6	1	
KC135C	55	55	43	43						12	12			
KC135R	2	2	1	1						1	1			
C135	660	660	591	583						8	69	67	2	
TANKER STRAT JET	660	660	591	583						8	69	67	2	
TANKER STRAT	660	660	591	583						8	69	67	2	
TANKER	660	660	591	583						8	69	67	2	

CONFIDENTIAL

CONFIDENTIAL

DOWNGRADED TO:  
 UNCLASSIFIED ON: 1 JULY 1974  
 AUTHORITY: DCS/PROGRAMS AND  
 RESOURCES (AF/PRPL LTR, 8 DEC 72)

TABLE 31 - AEROSPACE VEHICLE INVENTORY BY FUNCTIONAL DISTRIBUTION - FY 1973

MISSION DESIGN SERIES	TOTAL	ACTIVE										IN- ACT- IVE TOTAL	
		TOTAL ACTIVE	OPERATING						NON-OPERATING				
			TOTAL OPER- ATING ACTIVE	TAC. & COM SUPP	TRNG	OPER SUPP	ADMIN	SPEC ACTY UTIL TRAN	TEST & TEST SUPP	TOTAL NON- OPER. ACT	MAINT MOD IRAN		OTHER
U.S. AIR FORCE FIGHTER													
F 4C	291	291	236	109	121				9	52	41	11	
F 4C	515	497	440	404	22			14	57	52	5	18	
F 4E	612	596	522	452	58			7	5	74	58	16	16
YF 4E	2	2	2						2				
F 4	1420	1386	1203	965	201			7	30	183	151	32	34
F 5A	11	11	11		10				1				
F 5B	9	9	8		7				1	1			
F 5E	13	13	11		6				5	2		2	
F 5	33	33	30		23				7	3	1	2	
F 15A	7	7	5						5	2		2	
F 15	7	7	5						5	2		2	
F 86E	1	1								1		1	
F 86F	1	1								1		1	
F 86	2	2								2		2	
F100C	43	7								7	7		36
F10CC	2	1	1						1				1
F100F	19	3	2						2	1	1		16
F100	64	11	3						3	8	8		53
F104C	6	6	6		6								
F104C	8	8	8		8								
F104	14	14	14		14								
F105D	6	6	6		4				2				
F105F	5	5	4		3				1	1		1	
F105G	48	47	38	31	7					9	8	1	1
F105	55	58	48	31	14				3	10	8	2	1

CONFIDENTIAL

CONFIDENTIAL

DOWNGRADED TO:  
 UNCLASSIFIED ON: 1 JULY 1974  
 AUTHORITY: DCS/PROGRAMS AND  
 RESOURCES (AF/PRPL LTR, 8 DEC 72)

TABLE 31 - AEROSPACE VEHICLE INVENTORY BY FUNCTIONAL DISTRIBUTION - FY 1973

MISSION DESIGN SERIES	TOTAL	ACTIVE											IN- ACT- IVE TOTAL	
		TOTAL ACTIVE	OPERATING					NON-OPERATING						
			TOTAL OPER- ATING ACTIVE	TAC. & COM SUPP	TRNG	OPER SUPP	ADMIN	SPEC ACTY BUTIL TRAN	TEST & TEST SUPP	TOTAL NON- OPER. ACT	MAINT MOD IRAN	OTHER		
U.S. AIR FORCE FIGHTER														
F111A	124	111	90	61	27				2	21	15	2	13	
F111C	11	11								11		11		
F111E	94	88	77	74	1				2	11	10	1	6	
F111F	90	90	79	77					2	11	11			
F111F	74	74	71	71						3	2	1		
F111	393	374	317	283	28				6	57	42	15	19	
FIGHTER TACT JET	1992	1885	1620	1279	280				7	54	265	210	55	107
FIGHTER TACT	1992	1885	1620	1279	280				7	54	265	210	55	107
F101E	33	13	13	2	11									20
F101F	3	2	2	1	1									1
F101	36	15	15	3	12									21
F102A	88	10	5	5						5	5			78
TF102A	17													17
F102	105	10	5	5						5	5			95
F104G	50	44	44		44									6
TF104G	34	27	27		27									7
F104	84	71	71		71									13
F106A	138	138	123	114	7				2	15	12	3		
F106E	34	34	29	12	14				1	5	4	1		
NF106E	2													2
F106	174	172	152	126	22				3	20	16	4		
FIGHTER INTCP JET	399	268	243	134	106				3	25	21	4		131
FIGHTER INTCP	399	268	243	134	106				3	25	21	4		131
FIGHTER	2391	2153	1863	1413	386				7	57	290	231	59	238

DOWNGRADED TO:  
 UNCLASSIFIED ON: 1 JULY 1974  
 AUTHORITY: DCS/PROGRAMS AND  
 RESOURCES (AF/PRPL LTR, 8 DEC 72)

CONFIDENTIAL

CONFIDENTIAL

TABLE 31 -- AEROSPACE VEHICLE INVENTORY BY FUNCTIONAL DISTRIBUTION -- FY 1973

MISSION DESIGN SERIES	TOTAL	ACTIVE											IN- ACT- IVE TOTAL	
		TOTAL ACTIVE	OPERATING						NON-OPERATING					
			TOTAL OPER- ATING ACTIVE	TAC. &COM SUPP	TRNG	OPER SUPP	ADMIN	SPEC ACTY UTIL TRAN	TEST & TEST SUPP	TOTAL NON- OPER. ACT	MAINT MOD IRAN	OTHER		
U.S. AIR FORCE RECON														
RB 47H	1	1	1								1			
B 47	1	1	1								1			
WB 57C	4	3	1	1							2	2		1
WB 57F	16	10	9	9							1	1		6
B 57	20	13	10	10							3	3		7
EC135A	6	6	6	6										
RC135A	4	4	3	3							1			1
WC135B	10	10	10	10										
EC135C	14	14	14	14										
RC135C	7	7	4	4							3	3		
RC135C	3	3	3	3										
EC135G	4	4	4	4										
EC135H	5	5	5	5										
EC135J	3	3	3	3										
EC135K	2	2	2	2										
EC135L	5	5	4	4							1	1		
RC135M	6	6	5	5							1	1		
EC135N	8	8	6	6						6	2	2		
EC135P	5	5	5	5										
RC135S	2	2	2	2										
RC135T	1	1	1	1										
RC135U	3	3	3	3										
C135	88	88	80	74							6	8	7	1
RECON STRAT JET	109	102	91	84							7	11	10	1
RECON STRAT	109	102	91	84							7	11	10	1
EC 47C	1													
EC 47N	7	7	6	6							1	1		1

CONFIDENTIAL

CONFIDENTIAL

DOWNGRADED TO:  
 UNCLASSIFIED ON: 1 JULY 1974  
 AUTHORITY: DCS/PROGRAMS AND  
 RESOURCES (AF/PRPL LTR, 8 DEC 72)

TABLE 3I - AEROSPACE VEHICLE INVENTORY BY FUNCTIONAL DISTRIBUTION - FY 1973

MISSION DESIGN SERIES	TOTAL	ACTIVE										IN-ACTIVE TOTAL	
		TOTAL ACTIVE	OPERATING						NON-OPERATING				
			TOTAL OPERATING ACTIVE	TAC. & COM SUPP	TRNG	OPER SUPP	ADMIN	SPEC ACTY UTIL TRAN	TEST & TEST SUPP	TOTAL NON-OPER. ACT	MAINT MOD IRAN		OTHER
U.S. AIR FORCE RECON													
EC 47P	5	5	4	4						1	1		
EC 47C	10	10	10	10						2	2		1
C 47	23	22	20	20									
EC121C	2	2	2	2									
EC121C	4	3	1	1						2	2		1
EC121T	20	20	16	16						4	2	2	1
C121	26	25	19	19						6	4	2	1
ET 29C	4	2	2	2									2
ET 29C	12	12	12			12							
T 29	16	14	14	2		12							2
RECON TACT RCP	65	61	53	41	12					8	6	2	4
RC130A	9	9	9	9									
WC130B	16	16	11	11						5	5		
C130	25	25	20	20						5	5		
RECON TACT TUR	25	25	20	20						5	5		
EB 57B	19	19	14	14						5	2	3	
EB 57E	23	23	14	14						9	4	5	
B 57	42	42	28	28						14	6	8	
EB 66C	8	8	8	7	1								
WB 66C	2	1								1	1		1
BB 66E	35	26	26	18	8								9
B 66	45	35	34	25	9					1	1		10
RF 4C	322	322	287	256	22					9	39	24	11
NRF 4C	1	1	1							1			

CONFIDENTIAL

CONFIDENTIAL

DOWNGRADED TO:  
 UNCLASSIFIED ON: 1 JULY 1974  
 AUTHORITY: DCS/PROGRAMS AND  
 RESOURCES (AF/PRPL LTR, 8 DEC 72)

TABLE 31 - AEROSPACE VEHICLE INVENTORY BY FUNCTIONAL DISTRIBUTION - FY 1973

MISSION DESIGN SERIES	TOTAL	ACTIVE										IN- ACT- IVE TOTAL		
		TOTAL ACTIVE	OPERATING						NON-OPERATING					
			TOTAL OPER- ATING ACTIVE	TAC. &COM SUPP	TRNG	OPER SUPP	ADMIN	SPEC ACTY UTIL TRAN	TEST & TEST SUPP	TOTAL NON- OPER. ACT	MAINT MOD TRAN		OTHER	
U.S. AIR FORCE RECON														
YRF 4C F 4	1 324	1 324	1 289	256	22					1 11	35	24	11	
RF101E RF101H F101	1 4 5													1 4 5
RECON TACT JET	416	401	351	309	31					11	50	31	19	15
RECON TACT	506	487	424	370	43					11	63	42	21	19
WC130E C130	6 6	6 6	6 6	6 6										
RECON MED TUR	6	6	6	6										
RECON MED	6	6	6	6										
OV 10A V 10	92 92	92 92	89 89	63 63	25 25					1 1	3 3	3 3		
RECON LIGHT TUR	92	92	89	63	25					1	3	3		
RECON LIGHT	92	92	89	63	25					1	3	3		
RECON	713	687	610	523	68					19	77	55	22	26

CONFIDENTIAL

CONFIDENTIAL

DOWNGRADED TO:  
 UNCLASSIFIED ON: 1 JULY 1974  
 AUTHORITY: DCS/PROGRAMS AND  
 RESOURCES (AF/PRPL LTR, 8 DEC 72)

TABLE 31 - AEROSPACE VEHICLE INVENTORY BY FUNCTIONAL DISTRIBUTION - FY 1973

MISSION DESIGN SERIES	TOTAL	ACTIVE										IN-ACTIVE TOTAL	
		TOTAL ACTIVE	OPERATING						NON-OPERATING				
			TOTAL OPERATING ACTIVE	TAC. & COM SUPP	TRNG	OPER SUPP	ADMIN	SPEC ACTY UTIL TRAN	TEST & TEST SUPP	TOTAL NON-OPER. ACT	MAINT MOD IRAN		OTHER
U.S. AIR FORCE SR&RESCUE													
HU 16B	9	2	2	2									7
U 16	9	2	2	2									7
SR&RESCUE RCP	9	2	2	2									7
HC130H	32	25	21	15	3				3	4	4		7
HC130N	15	15	10	10						5	5		
HC130P	18	18	16	13	3					2	2		
C130	65	58	47	38	6				3	11	11		7
SR&RESCUE TUR	65	58	47	38	6				3	11	11		7
SR&RESCUE	74	60	49	40	6				3	11	11		14
SR&RESCUE	74	60	49	40	6				3	11	11		14

CONFIDENTIAL

CONFIDENTIAL

DOWNGRADED TO:  
 UNCLASSIFIED ON: 1 JULY 1974  
 AUTHORITY: DCS/PROGRAMS AND  
 RESOURCES (AF/PRPL LTR, 8 DEC 72)

TABLE 31 -- AEROSPACE VEHICLE INVENTORY BY FUNCTIONAL DISTRIBUTION -- FY 1973

MISSION DESIGN SERIES	TOTAL	ACTIVE										IN- ACT- IVE TOTAL	
		TOTAL ACTIVE	OPERATING						NON-OPERATING				
			TOTAL OPER- ATING ACTIVE	TAC. &COM SUPP	TRNG	OPER SUPP	ADMIN	SPEC ACTY BUTIL TRAN	TEST & TEST SUPP	TOTAL NON- OPER. ACT	MAINT MOD IRAN		OTHER
U.S. AIR FORCE SPC RESCH													
YE 5A	1	1	1							1			
E 5	1	1	1							1			
X 24B	1												1
X 24	1												1
SPC RESCH JET	2	1	1							1			1
SPC RESCH	2	1	1							1			1
SPC RESCH	2	1	1							1			1

CONFIDENTIAL

CONFIDENTIAL

DOWNGRADED TO:  
 UNCLASSIFIED ON: 1 JULY 1974  
 AUTHORITY: DCS/PROGRAMS AND  
 RESOURCES (AF/PRPL LTR, 8 DEC 72)



TABLE 31 - AEROSPACE VEHICLE INVENTORY BY FUNCTIONAL DISTRIBUTION - FY 1973

MISSION DESIGN SERIES	TOTAL	ACTIVE											IN- ACT- IVE TOTAL
		TOTAL ACTIVE	TOTAL OPER- ATING ACTIVE	TAC. & COM SUPP	TRNG	OPER SUPP	ADMIN	SPEC ACTY BUTIL TRAN	TEST & TEST SUPP	NON-OPERATING			
										TOTAL NON- OPER. ACT	MAINT MOD IRAN	OTHER	
U.S. AIR FORCE CARGO													
C119G	72	1								1	1		71
C119J	4												4
YC119K	1												1
C119	77	1								1	1		76
C124C	8	3	2	2						1		1	5
C124	8	3	2	2						1		1	5
CARGO TACT RCP	85	4	2	2						2	1	1	81
C130A	10	10	9	4			1	4	1	1		1	
DC130A	5	5	5	4				1					
C130B	21	21	18	7			1	10	3	3			
C130C	11	11	11	11									
C130	47	47	43	26			2	15	4	3	1		
CARGO TACT TUR	47	47	43	26			2	15	4	3	1		
CARGO TACT	132	51	45	28			2	15	6	4	2		81
C 97G	7	4	2						2	1	1		3
C 97K	4												4
C 97	11	4	2				2		2	1	1		7
C121C	3												3
C121G	4	3	3		2								1
C121	7	3	3		2								4
CARGO HEAVY RCP	18	7	5		2		2		2	1	1		11
C 5A	77	77	55	49	5				1	22	22		
C 5	77	77	55	49	5				1	22	22		

DOWNGRADED TO:  
UNCLASSIFIED ON: 1 JULY 1974  
AUTHORITY: DCS/PROGRAMS AND  
RESOURCES (AF/PRPL LTR, 8 DEC 72)

CONFIDENTIAL

CONFIDENTIAL

TABLE 31 -- AEROSPACE VEHICLE INVENTORY BY FUNCTIONAL DISTRIBUTION -- FY 1973

MISSION DESIGN SERIES	TOTAL	ACTIVE										IN- ACT- IVE TOTAL	
		TOTAL ACTIVE	OPERATING					NON-OPERATING					
			TOTAL OPER- ATING ACTIVE	TAC. & COM SUPP	TRNG	OPER SUPP	ADMIN	SPEC ACTY UTIL TRAN	TEST & TEST SUPP	TOTAL NON- OPER. ACT	MAINT MOD IRAN		OTHER
U.S. AIR FORCE CARGO													
C135A	3	3	2						1	1	1		1
NC135A	3	3	3							3			
C135B	3	3	3							3			
VC135B	3	5	4	4						1	1		
C135	14	14	12	4					1	7	2	1	1
VC137B	3	3	3	3									
VC137C	2	2	2	2									
C137	5	5	5	5									
C141A	278	278	245	226	18					1	33	24	9
NC141A	3	3	2							2	1	1	
C141	281	281	247	226	18					3	34	25	9
CARGO HEAVY JET	377	377	319	284	23				1	11	58	48	10
CARGO HEAVY	395	384	324	284	26				3	11	60	49	11
C 54C	10	3	2						2		1		1
VC 54C	3												3
C 54E	3	2	2						2				1
VC 54E	1												1
C 54G	10	1	1						1				9
C 54H	8	3	2						2		1		5
C 54	35	9	7						7		2		26
C118A	43	43	38				7	31			5	4	1
VC118A	49	49	48	2			26	20			1		1
C118	92	92	86	2			33	51			6	4	2
C131A	26	26	26				2	24					
VC131A	4	3	3				3						1

DOWNGRADED TO:  
 UNCLASSIFIED ON: 1 JULY 1974  
 AUTHORITY: DCS/PROGRAMS AND  
 RESOURCES (AF/PRPL LTR, 8 DEC 72)

CONFIDENTIAL

CONFIDENTIAL

TABLE 31 - AEROSPACE VEHICLE INVENTORY BY FUNCTIONAL DISTRIBUTION - FY 1973

MISSION DESIGN SERIES	TOTAL	ACTIVE											IN-ACTIVE TOTAL	
		TOTAL ACTIVE	OPERATING						NON-OPERATING					
			TOTAL OPERATING ACTIVE	TAC. & COM SUPP	TRNG	OPER SUPP	ADMIN	SPEC ACTY RUTIL TRAN	TEST & TEST SUPP	TOTAL NON-OPER. ACT	MAINT MOD IRAN	OTHER		
U.S. AIR FORCE CARGO														
C131B	30	30	28	1			3	7	17	2				
C131C	26	26	25	7			15	3		1			1	
VC131C	2	2	2				2							
C131E	7	7	6					6		1			1	
C131	95	94	90	8			25	40	17	4	2		2	1
CARGO MED RCP	222	195	183	10			58	98	17	12	6		6	27
C130E	307	307	263	243	18			2		44	24		10	
DC130E	7	7	6	5					1	1				
C130	314	314	269	248	18			2	1	45	25		10	
NC131F	1	1	1						1					
VC131F	4	4	3	3						1			1	
C131	5	5	4	3					1	1			1	
CARGO MED TUR	319	319	273	251	18			2	2	46	35		11	
C 9A	20	20	20	20										
C 9	20	20	20	20										
CARGO MED JET	20	20	20	20										
CARGO MED	561	534	476	281	18		58	100	19	58	41		17	27
C 7A	5													5
YC 7A	5													5
C 7	10													10
XC 8A	1	1	1							1				
C 8	1	1	1							1				

CONFIDENTIAL

CONFIDENTIAL

DOWNGRADED TO:  
 UNCLASSIFIED ON: 1 JULY 1974  
 AUTHORITY: DCS/PROGRAMS AND  
 RESOURCES (AF/PRPL LTR, 8 DEC 72)

TABLE 3I - AEROSPACE VEHICLE INVENTORY BY FUNCTIONAL DISTRIBUTION - FY 1973

MISSION DESIGN SERIES	TOTAL	ACTIVE										IN-ACTIVE TOTAL			
		TOTAL ACTIVE	OPERATING					NON-OPERATING							
			OPER-ATING ACTIVE	TAC. & COM SUPP	TRNG	OPER SUPP	ADMIN	SPEC ACTY UTIL TRAN	TEST & TEST SUPP	TOTAL NON-OPER. ACT	MAINT MOD IRAN		OTHER		
U.S. AIR FORCE CARGO															
C 47A	14	8	8					8					6		
VC 47A	4	2	2					2					2		
C 47C	57	15	13			11		2		6		6	38		
VC 47C	12	4	4			2		2					8		
C 47	87	33	27			13		14		6		6	54		
C117E	1												1		
C117	1												1		
VT 29A	6	6	6				1	5							
VT 29E	59	59	58				9	7		42	1		1		
NVT 29E	2	2	2							2					
VT 29C	2E	2E	2E				3	2		21	2	1	1		
VT 29C	56	53	46				6	9		31	7	6	1		
T 29	151	148	138				18	19		101	10	7	3		
CARGO LIGHT RCP	250	182	166			12	18	19		115	1	16	7	9	68
VC 6A	1	1	1												
C 6	1	1	1												
CARGO LIGHT TUR	1	1	1												
C140A	4	4	4												
VC140E	11	11	11												
C14C	15	15	15												
CARGO LIGHT JET	15	15	15												
CARGO LIGHT	266	198	182			13	18	19		115	1	16	7	9	68
C123E	6	3	3							3					3

CONFIDENTIAL

CONFIDENTIAL

DOWNGRADED TO:  
 UNCLASSIFIED ON: 1 JULY 1974  
 AUTHORITY: DCS/PROGRAMS AND  
 RESOURCES (AF/PRPL LTR, 8 DEC 72)

TABLE 31 — AEROSPACE VEHICLE INVENTORY BY FUNCTIONAL DISTRIBUTION — FY 1973

MISSION DESIGN SERIES	TOTAL	ACTIVE											IN-ACTIVE TOTAL	
		TOTAL ACTIVE	OPERATING							NON-OPERATING				
			TOTAL OPERATING ACTIVE	TAC. & COM SUPP	TRNG	OPER SUPP	ADMIN	SPEC ACTY BUTIL TRAN	TEST & TEST SUPP	TOTAL NON-OPER. ACT	MAINT MOD IRAN	OTHER		
U.S. AIR FORCE CARGO														
C123K	3	3	2	2							1		1	
NC123K	2	2									2	2		
C123	11	8	5	2						3	2	1	3	
CARGO ASLT RCP	11	8	5	2				3		3	2	1	3	
CARGO ASLT	11	8	5	2				3		3	2	1	3	
CARGO	1365	1175	1032	611	57	18	77	223	46	143	103	40	190	

CONFIDENTIAL

CONFIDENTIAL

DOWNGRADED TO:  
 UNCLASSIFIED ON: 1 JULY 1974  
 AUTHORITY: DCS/PROGRAMS AND  
 RESOURCES (AF/PRPL LTR, 8 DEC 72)

TABLE 31 - AEROSPACE VEHICLE INVENTORY BY FUNCTIONAL DISTRIBUTION - FY 1973

MISSION DESIGN SERIES	TOTAL	ACTIVE											IN-ACTIVE TOTAL	
		TOTAL ACTIVE	TOTAL OPERATING ACTIVE	TAC. & COM SUPP	TRNG	OPER SUPP	ADMIN	OPERATING			NON-OPERATING			
								SPEC ACTY BUTIL TRAN	TEST & TEST SUPP	TOTAL NON-OPER. ACT	MAINT MOD IRAN	OTHER		
U.S. AIR FORCE TRAINER														
TC 47C	2	2	1		1								1	
C 47	2	2	1		1								1	
T 28A	2	1									1		1	1
T 28C	1	1									1	1	1	1
T 28	3	2									2	1	1	1
NT 29A	1	1									1		1	
T 29B	20	10	10		2			7						10
T 29C	81	81	79		77			2			2	2		
T 29D	4	4	3			3					1		1	
T 29	106	96	92		80	3		9			4	2	2	10
T 34A	18													18
T 34	18													18
T 41A	140	1									1		1	139
T 41C	52	44	44		44									8
T 41	192	45	44		44						1		1	147
TRAINER RCP	321	145	137		125	3		9			8	2	5	176
T 33A	340	233	211	106	52	52					22	8	14	107
CT 33A	1													1
NT 33A	1	1	1							1				
T 33	342	234	212	106	52	52				1	22	8	14	108
T 37B	772	772	744	2	740					2	28	28		
T 37	772	772	744	2	740					2	28	28		
T 38A	1036	979	964	5	939			1	19	15	14		1	57
NT 38A	1	1	1		1									
T 38	1037	980	965	6	939			1	19	15	14		1	57

CONFIDENTIAL

CONFIDENTIAL

DOWNGRADED TO:  
 UNCLASSIFIED ON: 1 JULY 1974  
 AUTHORITY: DCS/PROGRAMS AND  
 RESOURCES (AF/PRPL LTR, 8 DEC 72)

TABLE 31 -- AEROSPACE VEHICLE INVENTORY BY FUNCTIONAL DISTRIBUTION -- FY 1973

MISSION DESIGN SERIES	TOTAL	ACTIVE											IN-ACTIVE TOTAL	
		TOTAL ACTIVE	OPERATING						NON-OPERATING					
			TOTAL OPERATING ACTIVE	TAC. & COM SUPP	TRNG	OPER SUPP	ADMIN	SPEC ACTY BUTIL TRAN	TEST & TEST SUPP	TOTAL NON-OPER. ACT	MAINT MOD IRAN	OTHER		
U.S. AIR FORCE TRAINER														
T 39A	131	131	104	2			30	70	2	27	26	1		
NT 39A	1	1	1						1					
T 39E	4	4	4					4						
T 39F	3	3	2					2		1	1			
T 39	139	139	111	2			30	76	3	28	27	1		
T 43A	1	1								1	1			
T 43	1	1								1	1			
TRAINER	JET	2291	2126	2032	116	1732	52	30	77	25	94	78	16	165
TRAINER		2612	2271	2169	116	1857	55	30	86	25	102	81	21	341
TRAINER		2612	2271	2169	116	1857	55	30	86	25	102	81	21	341

CONFIDENTIAL

CONFIDENTIAL

DOWNGRADED TO:  
 UNCLASSIFIED ON: 1 JULY 1974  
 AUTHORITY: DCS/PROGRAMS AND  
 RESOURCES (AF/PRPL LTR, 8 DEC 72)

TABLE 31 — AEROSPACE VEHICLE INVENTORY BY FUNCTIONAL DISTRIBUTION — FY 1973

MISSION DESIGN SERIES	TOTAL	ACTIVE											IN- ACT- IVE TOTAL	
		TOTAL ACTIVE	OPERATING						NON-OPERATING					
			TOTAL OPER- ATING ACTIVE	TAC. &COM SUPP	TRNG	OPER SUPP	ADMIN	SPEC ACTY UTIL TRAN	TEST & TEST SUPP	TOTAL NON- OPER. ACT	MAINT MOD IRAN	OTHER		
U.S. AIR FORCE OBSERVE														
C 1A	19	15									15		15	4
C 1B	1	1									1		1	
C 1	20	16									16		16	4
C 2A	181	175	137	109	23			5			38		38	6
C 2E	22	16	16			10		6						6
C 2	203	191	153	109	23	10		11			38		38	12
OBSERVE RCP	223	207	153	109	23	10		11			54		54	16
OBSERVE	223	207	153	109	23	10		11			54		54	16
OBSERVE	223	207	153	109	23	10		11			54		54	16

CONFIDENTIAL

CONFIDENTIAL

DOWNGRADED TO:  
 UNCLASSIFIED ON: 1 JULY 1974  
 AUTHORITY: DCS/PROGRAMS AND  
 RESOURCES (AF/PRPL LTR, 8 DEC 72)



TABLE 3I - AEROSPACE VEHICLE INVENTORY BY FUNCTIONAL DISTRIBUTION - FY 1973

MISSION DESIGN SERIES	TOTAL	ACTIVE											IN-ACTIVE TOTAL	
		TOTAL ACTIVE	OPERATING						NON-OPERATING					
			TOTAL OPERATING ACTIVE	TAC. & COM SUPP	TRNG	OPER SUPP	ADMIN	SPEC ACTY UTIL TRAN	TEST & TEST SUPP	TOTAL NON-OPER. ACT	MAINT MOD IRAN	OTHER		
U.S. AIR FORCE HELICOP														
HM 19B	2	2										2		2
H 19	2	2										2		2
CM 21B	1	1										1		1
H 21	1	1										1		1
HELICOP RCP	3	3										3		3
UH 1C	1	1										1		1
TH 1F	24	24	21	4	16				1		3	2		1
UH 1F	69	67	61	56					3	2	6	6		2
HM 1H	30	30	25	11	13					1	5			5
UH 1A	76	63	60	47	6				1	6	3	3		13
UH 1F	21	21	21	20						1				
H 1	221	206	188	138	35				5	10	18	11	7	15
SH 3A	2	2	2							2				
CH 3E	5	5	4							4	1	1		
CH 3E	51	49	46	37	7					2	3	2	1	2
HM 3E	41	41	40	36	4						1	1		
H 9	99	97	92	73	11					8	5	4	1	2
HM 43F	128	33	33	26	7									95
H 43	128	33	33	26	7									95
HM 53B	6	6	4		2					1	2	2		
CM 53C	17	17	13	11	2						4	2	2	
HM 53C	29	29	25	19	4					2	4	3	1	
H 53	52	52	42	30	5					3	10	7	3	
HELICOP TUR	500	388	355	267	62				5	21	33	22	11	112
HELICOP	503	391	355	267	62				5	21	36	22	14	112
HELICOP	503	391	355	267	62				5	21	36	22	14	112

CONFIDENTIAL

CONFIDENTIAL

DOWNGRADED TO:  
 UNCLASSIFIED ON: 1 JULY 1974  
 AUTHORITY: DCS/PROGRAMS AND  
 RESOURCES (AF/PRPL LTR, 8 DEC 72)

TABLE 31 - AEROSPACE VEHICLE INVENTORY BY FUNCTIONAL DISTRIBUTION - FY 1973

MISSION DESIGN SERIES	TOTAL	ACTIVE										IN-ACTIVE TOTAL	
		TOTAL ACTIVE	OPERATING						NON-OPERATING				
			TOTAL OPERATING ACTIVE	TAC. & COM SUPP	TRNG	OPER SUPP	ADMIN	SPEC ACTY UTIL TRAN	TEST & TEST SUPP	TOTAL NON-OPER. ACT	MAINT MOD IRAN		OTHER
U.S. AIR FORCE ATTACK													
AC130A	13	13	10	7	2					1	3	3	
AC130E	2	2	2		2								
AC130H	8	8	7	7						1	1	1	
C130	23	23	19	14	4					1	4	4	
ATTACK TACT TUR	23	23	19	14	4					1	4	4	
A 3A	1	1									1		1
A 3	1	1									1		1
A 9A	2	2	2						2				
A 9	2	2	2						2				
A 10A	2	2	2						2				
A 10	2	2	2						2				
A 37A	6	1								1			1
A 37B	24	24	23		15				4	1	1		5
A 37	30	25	23		15				4	2	1	1	5
AT 33A	34	20	20		20								14
T 33	34	20	20		20								14
ATTACK TACT JET	69	50	47		29				8	3	1	2	19
ATTACK TACT	92	73	66	14	43				9	7	5	2	19
A 7C	326	326	158	144	5				5	168	165	3	
YA 7C	2	2	1						1	1			1
A 7	328	328	159	144	5				6	169	165	4	
ATTACK LIGHT TUR	328	328	159	144	5				6	169	165	4	
ATTACK LIGHT	328	328	159	144	5				6	169	165	4	
ATTACK	420	401	225	158	52				15	176	170	6	19

CONFIDENTIAL

CONFIDENTIAL

DOWNGRADED TO:  
 UNCLASSIFIED ON: 1 JULY 1974  
 AUTHORITY: DCS/PROGRAMS AND  
 RESOURCES (AF/PRPL LTR, 8 DEC 72)

TABLE 31 — AEROSPACE VEHICLE INVENTORY BY FUNCTIONAL DISTRIBUTION — FY 1973

MISSION DESIGN SERIES	TOTAL	ACTIVE										IN- ACTIVE TOTAL	
		TOTAL ACTIVE	TOTAL OPER- ATING ACTIVE	TAC. & COM SUPP	TRNG	OPER SUPP	ADMIN	SPEC ACTY UTIL TRAN	TEST & TEST SUPP	TOTAL NON- OPER. ACT	MAINT MOD IRAN		OTHER
U.S. AIR FORCE UTILITY													
U 1A	3	3	3										
U 1	3	3	3										
U 3A	5	2								2			3
U 3E	3	3	2	2						1		2	
U 3	8	5	2	2						3		3	3
U 4E	2	2	2		2								
U 4	2	2	2		2								
U 6A	137												137
U 6	137												137
U 7A	2												2
U 7	2												2
U 10A	1												1
U 10E	16	2	2	2									14
U 10D	7	1	1	1									6
U 10	24	3	3	3									21
U 18A	2	1								1		1	1
U 18E	1												1
U 18	3	1								1		1	2
UTILITY RCP	179	14	10	5	2			3		4		4	165
AU 23A	1												1
U 23	1												1
AU 24A	1												1
U 24	1												1
UTILITY TUR	2												2
UTILITY	181	14	10	5	2			3		4		4	167
UTILITY	181	14	10	5	2			3		4		4	167

DOWNGRADED TO:  
 UNCLASSIFIED ON: 1 JULY 1974  
 AUTHORITY: DCS/PROGRAMS AND  
 RESOURCES (AF/PRPL LTR, 8 DEC 72)

CONFIDENTIAL

CONFIDENTIAL

**UNCLASSIFIED**  
**MATERIEL (CONTINUED)**  
**VEHICLES**

**INTRODUCTION**

The tables included in this section provide summary data on the status of the USAF World-wide Vehicle Inventory. Air Force Supply Manual 67-1, Vol. VII, Part One, dated 7 March 1962, with changes and Air Force Manual 171-14, dated 1 September 1960, Volume II, with changes, constitute the basic authority for the system.

Due to changes in the Air Staff needs, the detailed vehicle inventory data are available on an annual basis (30 June).

**DEFINITIONS**

IN STORAGE - Motor vehicles not in use which are being held at depots, stations, and bases for reserve or to fill requisitions made through regular supply channels and procedures.

NOT READY FOR ISSUE - Motor vehicles which cannot be issued for use because of their unserviceability.

SPECIAL DESIGN VEHICLES - Motor vehicles designed for special purpose use, e.g., fire engines, rotary snow plows, and other vehicles with mounted equipment which are used for purpose other than to provide transportation service for personnel, supplies or equipment.

TRANSPORT DESIGN VEHICLES - General purpose motor vehicles designed to provide transportation service, i.e., transportation of personnel or cargo.

**UNCLASSIFIED**

## UNCLASSIFIED

TABLE 32 -- USAF VEHICLES USED BY MILITARY FORCES BY AREA, WORLD-WIDE  
30 JUNE 1973

	Total	U.S.	U.S. Possessions	Foreign Countries
World-wide Total	94,171	70,049	1,565	22,557
Sedans	3,775	3,067	51	657
Bus, body on chasis up to 37 passenger	1,857	1,169	44	644
Bus, body on chasis over 37 passenger	616	386	19	211
Bus, integral	108	85	0	23
Station Wagon	2,313	1,841	40	432
Ambulance	910	663	11	236
Truck, Pickup 3800-6944 GVW	13,333	9,978	282	3,073
Truck-other 3,200-6,999 GVW	1,927	1,600	20	307
Truck 7,000-12,499 GVW	6,230	4,551	116	1,563
Truck 12,500-16,000 GVW	3,690	2,612	70	1,008
Truck & Truck Tractor 17,000-20,000 GVW	166	116	3	47
Truck & Truck Tractor 21,000-23,999 GVW	229	200	8	21
Truck & Truck Tractor 24,000-44,500 GVW	1,416	948	34	434
Truck & Truck Tractor 44,501 GVW and over	270	235	1	34
Military Design Administrative Use	1,496	1,140	12	344
Construction, Special Purpose & Materials Handling	55,835	41,458	854	13,523

Source: Director of Transportation  
DCS/Systems & Logistics

UNCLASSIFIED

**UNCLASSIFIED**

**MATERIEL CONTINUED**

**WAR READINESS MATERIEL**

**INTRODUCTION**

Data included in this section portrays USAF inventory of selected airmunitions items (including Vamp/Lamp) as well as material relating to Southeast Asia ordnance expenditures (excluding Vamp/Lamp) by 7th Air Force and Strategic Air Command.

Material on selected items of War Readiness Materiel is based on information submitted in accordance with Air Force Manual 67-1, Volume I, Part I, Chapter 14, and reflects summary data depicting pre-storage of war consumables.

**DEFINITIONS**

WAR CONSUMABLES - Essential support items used in direct support of aircraft and personnel during wartime operation.

WAR READINESS MATERIEL (WRM) - Quantities of materiel necessary to assure immediate availability of resources to support the initial phase of approved Air Force war plans in the event of an emergency.

**UNCLASSIFIED**

**SECRET**

**TABLE 33 -- USAF INVENTORY OF AIRMUNITION ITEMS, WORLD-WIDE  
(INCLUDING VAMP/LAMP)  
30 JUNE 1973**

ITEM	QUANTITIES
<u>BOMBS</u>	
750# M117.....	294,100
3000# M118.....	648
250# MK 81.....	89,500
500# MK 82.....	814,300
2000# MK 84.....	13,300
750# M36.....	5,100
100# M1A4.....	21,000
100# M47.....	2,300
500# BLU-23/32.....	24,700
750# BLU-1/27M116.....	45,800
BLU-52.....	3,255
CBU-1.....	28,877
CBU-2.....	15,794
CBU-3.....	6,725
CBU-7.....	2,263
CBU-12.....	1,401
CBU-14.....	8,237
CBU-22.....	1,642
CBU-24.....	4,714
CBU-25.....	46,600
CBU-29/49.....	2,739
CBU-30.....	3,310
CBU-38.....	7,540
CBU-42.....	241
CBU-46.....	1,881
CBU-52.....	18,518
CBU-55.....	1,905
CBU-58.....	30,716
ADU-253.....	26,374
BLU-31 (MINE).....	6,045
BLU-82.....	59
ROCKEYE.....	9,800
WALLEYE.....	3,020

CLASSIFIED BY: AF/LGY  
SUBJECT TO GENERAL DE-  
CLASSIFICATION SCHEDULE  
OF EXECUTIVE ORDER 11652  
AUTOMATICALLY DOWNGRADED  
AT TWO YEAR INTERVALS  
DECLASSIFIED ON: 31 DEC 1982

**SECRET**

**SECRET**

**TABLE 33 -- USAF INVENTORY OF AIRMUNITION ITEMS, WORLD-WIDE  
(INCLUDING VAMP/LAMP)  
30 JUNE 1973 (CONTINUED)**

ITEM	QUANTITIES
<u>AIRCRAFT GUN AMMUNITION (Thous)</u>	
20M/M Cartridges for M3 Gun.....	11,300
20M/M Cartridges for M39 Gun.....	16,480
20M/M Cartridges for M61 Gun.....	32,920
7.62M/M Cartridges.....	196,820
<u>MISSILES</u>	
AIM-4 FALCON.....	17,306
AIM-7 SPARROW.....	6,074
AIM-9 SIDEWINDER.....	9,261
AIM-26B FALCON.....	1,063
AGM-12B BULLPUP.....	5,254
AGM-12C BULLPUP.....	429
AGM-12E.....	190
AGM-45 SHRIKE.....	3,085
AGM-65 MAVERICK.....	508
AGM-78B/C.....	62
<u>ROCKETS</u>	
2.75" Rocket Motors (MK04/MK40).....	1,109,300
2.75" SR105 Rocket Motor.....	14,600
<u>FLARES</u>	
MK 24/45 Flare.....	236,100
MLU-32 (BRITEYE).....	1,348
LUU-2/B.....	157,000

CLASSIFIED BY: AF/LGY  
SUBJECT TO GENERAL DE-  
CLASSIFICATION SCHEDULE  
OF EXECUTIVE ORDER 11652  
AUTOMATICALLY DOWNGRADED  
AT TWO YEAR INTERVALS  
DECLASSIFIED ON: 31 DEC 1982

**SECRET**



**SECRET**

TABLE 33 - USAF INVENTORY OF AIRMUNITION ITEMS, WORLD-WIDE  
 (INCLUDING VAMP/LAMP)  
 30 JUNE 1973 (CONTINUED)

ITEM	QUANTITIES
<u>MISCELLANEOUS</u>	
MK 75 MOD Kit.....	35,300
EO Bomb Kit.....	2,352
Laser Kit.....	14,382

Source: Monthly Air Munitions Selected Item Status Report  
 (SISR).  
 Munitions Division  
 Directorate of Maintenance, Engineering, and Supply  
 Deputy Chief of Staff, Systems and Logistics, USAF

CLASSIFIED BY: AF/LGY  
 SUBJECT TO GENERAL DE-  
 CLASSIFICATION SCHEDULE  
 OF EXECUTIVE ORDER 11652  
 AUTOMATICALLY DOWNGRADED  
 AT TWO YEAR INTERVALS  
 DECLASSIFIED ON: 31 DEC 1982

**SECRET**

# SECRET

TABLE 34 - SOUTHEAST ASIA ORDNANCE EXPENDITURES (EXCLUDING VAMP/LAMP)  
BY 7TH AIR FORCE AND STRATEGIC AIR COMMAND  
FY 1970 THROUGH FY 1973

ITEM	FY 1970	FY 1971	FY 1972	FY 1973
<u>A/C GUN AMMO</u> (Thous Rds)				
20MM (M3 Gun) .....	2,334	1,782	962	175
20MM (M39 Gun).....	9,832	3,190	-	1
20MM (M61 Gun) .....	14,089	9,992	9,712	5,689
7.62MM .....	79,973	62,729	26,258	9,690
<u>FLARES</u>				
MK24 .....	317,526	160,793	13,748	18,835
MLU 32 (BRITEYE).....	27	427	856	12
LUU-2/B.....	-	300	43,902	44,840
<u>BOMBS</u>				
<u>BLU/FIRE</u>				
500# BLU-23/32 .....	38,950	18,445	10,307	2,559
750# M116/BLU-1/27...	87,383	53,771	13,294	3,662
BLU-52 .....	514	325	423	75
<u>GENERAL PURPOSE</u>				
250# MK81 .....	1,837	12	6,556	1,656
500# MK82 .....	1,566,924	974,219	802,404	655,691
750# M117 .....	754,915	523,587	669,328	1,337,213
2000# MK84 .....	7,016	8,017	9,370	13,615
3000# M118 .....	1,385	539	222	396
BLU-82 .....	72	171	107	36
ROCKEYE .....	1,245	884	1,324	734
CBU-12.....	214	506	80	55
CBU-22.....	1,547	564	1,016	316

CLASSIFIED BY: AF/LGY  
SUBJECT TO GENERAL DE-  
CLASSIFICATION SCHEDULE  
OF EXECUTIVE ORDER 11652  
AUTOMATICALLY DOWNGRADED  
AT TWO YEAR INTERVALS  
DECLASSIFIED ON: 31 DEC 1982

# SECRET

**SECRET**

TABLE 34 -- SOUTHEAST ASIA ORDNANCE EXPENDITURES (EXCLUDING VAMP/LAMP)  
 BY 7TH AIR FORCE AND STRATEGIC AIR COMMAND  
 FY 1970 THROUGH FY 1973  
 (Continued)

ITEM	FY 1970	FY 1971	FY 1972	FY 1973
<u>BOMBS (Continued)</u>				
CBU-24.....	76,709	68,799	62,797	11,360
CBU-25.....	14,494	23,136	14,139	3,351
CBU-29/49.....	16,987	11,331	18,452	10,689
CBU-30.....	642	149	139	59
CBU-34/42.....	3,071	4,734	2,875	96
CBU-38.....	-	1,273	1,295	1,289
CBU-46.....	1,164	2,851	143	444
CBU-52.....	-	150	8,037	9,250
CBU-55.....	-	-	845	141
CBU-58.....	-	-	2,377	17,498
M1A4.....	29,794	3,106	3,035	346
<u>ROCKET MOTORS</u>				
2.75", MK4/MK40.....	879,907	432,105	329,975	250,403
<u>MISSILES</u>				
SPARROW, AIM-7.....	124	28	216	260
SIDEWINDER, AIM-9.....	80	17	38	155
SHRIKE, AGM-45.....	14	31	451	784
MAVERICK, AGM-65.....	-	-	-	17
AGM-78B/C.....	-	15	195	179
<u>MISCELLANEOUS</u>				
MK 75 Destruction.....	19,914	1,127	3,247	4,083
Laser Kits.....	2,337	4,773	10,248	10,149
EO Kits.....	25	114	100	205

Source: World-Wide Controlled Air Munitions Report (MUNIREP)  
 Munitions Division  
 Directorate of Maintenance, Engineering, and Supply  
 Deputy Chief of Staff, Systems and Logistics, USAF

NOTE: Major Selected Items Only

CLASSIFIED BY: AF/LGY  
 SUBJECT TO GENERAL DE-  
 CLASSIFICATION SCHEDULE  
 OF EXECUTIVE ORDER 11652  
 AUTOMATICALLY DOWNGRADED  
 AT TWO YEAR INTERVALS  
 DECLASSIFIED ON: 31 DEC 1982

**SECRET**



*Installations*



*PART IV*



# UNCLASSIFIED INSTALLATIONS

## PART IV

### INTRODUCTION

The USAF Program, "Installations" (PDIC Document), a supplement to the USAF Program; Bases, Units, and Priorities, and USAF Installations Characteristics Data Report, RCS: 2-HAF-Z21, were used to obtain data shown.

### MILITARY CONSTRUCTION PROGRAM

#### INTRODUCTION

This section reflects progress of the Military Construction Program, since its inception in the Air Force, in terms of dollars available, apportioned, contracted, etc. Most of the data were furnished by the Directorate of Budget and the Directorate of Civil Engineering.

#### DEFINITIONS

APPROVED PROGRAM - Scope and dollar amount approved for implementation of construction and funding by appropriate authority of Office of the Secretary of Defense and/or Bureau of the Budget through apportionment, or program clearance.

AUTHORIZED PROGRAM - The USAF Military Construction Program as approved by Congress.

CURRENT PROGRAM - The scope and dollar amount deemed necessary for the completion of a line item determined essential to the mission of the USAF.

OPERATING PROGRAM - The scope and dollar amount released to USAF construction agencies as approved for construction, obligation, and expenditures for the completion of a line item.

### REAL PROPERTY INVENTORY

#### INTRODUCTION

These tables present the real property (facilities and land) controlled by the Air Force. The costs shown represent the costs at time of acquisition to the U.S. Government, plus any subsequent improvement, and do not reflect the current value or estimated replacement costs.

#### DEFINITIONS

EASEMENTS - A right which one party has to use the land owned by another party for ingress and egress, or for the purpose of reducing or limiting the height of objects on land owned by another party to establish security or safety area, or right-of-way interests.

FOREIGN RIGHTS - An agreement or contract between the U.S. Government and a foreign country which gives the United States the right to use the land in a foreign country.

LEASES - A contract between a lessor and a lessee granting exclusive possessory interest in real property for a specified term, reserving to the owner rent or other consideration.

UNCLASSIFIED

**UNCLASSIFIED**

**INSTALLATIONS (CONTINUED)**

**REAL PROPERTY INVENTORY (CONTINUED)**

**DEFINITIONS (CONTINUED)**

LICENSE - A privilege, revocable at will, to use or pass over privately owned real property for a specified purpose.

OWNED LAND - Land acquired through donation, condemnation, or purchase.

PUBLIC DOMAIN AND PUBLIC LAND - Land assigned to the AF through a permanent or temporary withdrawal from public domain.

**COST OF MAINTENANCE AND OPERATION OF REAL PROPERTY**

**INTRODUCTION**

This section shows the cost of maintenance and operation of USAF Real Property.

**DEFINITIONS**

CONTRACT - Lump sum and unit price work agreements administered by the installation for preservation and construction; and utility service, inspection, and maintenance agreements administered by major Air Force command headquarters.

LABOR COSTS - Costs of all personnel, regardless of the source, performing work attributable to real estate facility activities. The rates used in costing military services are those prescribed in AFM 177-1.

MATERIALS AND SUPPLIES - For use in accomplishing the functions of maintenance, repair, and operation of real estate facilities.

**STORAGE SPACE UTILIZATION AND OCCUPANCY**

**INTRODUCTION**

The reporting of storage space utilization and occupancy within the Air Force has been revised under the guidance of Office of the Secretary of Defense to provide a uniform procedure for all services. Included in the summary are all Air Force depots.

**DEFINITIONS**

GROSS STORAGE SPACE - The gross area (regardless of its location or the purpose for which the space being used was designed or is designated) which is assigned or used for any operation concerning storage or the support of storage functions.

NET STORAGE SPACE - The floor area upon which bins are erected plus the floor area upon which material can be stored.

OPEN STORAGE SPACE - Any improved or unimproved area designated for use in storing material.

WAREHOUSE SPACE - The area in building designed for storage purposes and constructed with roof and complete side and end walls.

**UNCLASSIFIED**

## UNCLASSIFIED

TABLE 35 — SUMMARY OF USAF INSTALLATIONS — FY 1973

	<u>End FY 73</u>
Total, Active Worldwide	3231
<u>MAJOR INSTALLATIONS</u>	
Total Worldwide	157
Total Continental US (48 States)	111
*Total Overseas (includes Alaska and Hawaii)	46
<u>OTHER INSTALLATIONS</u>	
Total Worldwide	3074
Total Continental US	2204
Total Overseas	870
Missile Sites	1156
Electronics Stations or Sites	609
General Support Annexes	1171
ANG Installations	115
Aux Airfields	23

\* Five bases in Alaska and Hawaii: Eielson, Elmendorf, Shemya, Hickam, Wheeler.

Source: PRPO/PD 75-3/15 June 1973

UNCLASSIFIED



TABLE 36 — AIR FORCE REAL PROPERTY DATA, WORLD-WIDE  
FY 1973

UNCLASSIFIED

UNCLASSIFIED

REAL PROPERTY ASSETS END FISCAL YEAR	
TOTAL MAJOR INSTALLATIONS WORLD-WIDE . . . . .	148
TOTAL OTHER INSTALLATIONS WORLD-WIDE . . . . .	3,027
TOTAL NUMBER INSTALLATIONS WORLD-WIDE. . . . .	3,175
TOTAL ACREAGE WORLD-WIDE . . . . .	10,989,411
TOTAL COST TO GOVERNMENT WORLD-WIDE. . . . .	\$ 17,045,383,000

a/ Excludes major installations located in SEA, the Finance Center and 1 installation in ADO.

Source: Real Property Division, Directorate of Civil Engineering

TABLE 37 — COST TO US GOVERNMENT OF MILITARY REAL PROPERTY CONTROLLED BY DEPARTMENT OF THE AIR FORCE, WORLD-WIDE — 30 JUNE 1973

(In thousands of dollars)

TYPE OF REAL PROPERTY	WORLD-WIDE	UNITED STATES	POSSESSIONS	FOREIGN COUNTRIES
TOTAL . . . . .	<u>\$ 17,045,383</u>	<u>\$ 14,099,849</u>	<u>\$ 514,990</u>	<u>\$ 2,430,544</u>
Land <u>a/</u> . . . . .	162,574	132,551	29,989	34
Buildings . . . . .	8,795,702	7,245,244	232,182	1,318,276
Structures, Utilities, etc. . . .	8,087,107	6,722,054	252,819	1,112,234

a/ Excludes acreage leased outside of installations.

Source: Real Property Division, Directorate of Civil Engineering

UNCLASSIFIED

UNCLASSIFIED

TABLE 38 — MILITARY REAL PROPERTY ACREAGE CONTROLLED AND LOCATED AT DEPARTMENT OF THE AIR FORCE INSTALLATIONS, WORLD-WIDE — 30 JUNE 1973

TYPE OF LAND	WORLD-WIDE	UNITED STATES	POSSESSIONS	FOREIGN COUNTRIES
TOTAL. . . . .	<u>\$ 10,989,411</u>	<u>\$ 9,407,668</u>	<u>\$ 78,723</u>	<u>\$ 1,503,020</u>
Owned . . . . .	1,469,311	1,441,743	27,568	-
Public Domain . . . . .	6,949,113	6,949,113	-	-
License or Permit . . . . .	556,945	518,093	38,834	18
Public Land (Possessions) . . .	11,917	-	11,917	-
Easements . . . . .	198,467	191,620	350	6,497
Leased <u>a/</u> . . . . .	323,771	307,099	54	16,618
Foreign Rights. . . . .	1,479,887	-	-	1,479,887

a/ Excludes acreage leased outside of installations.

Source: Real Property Division, Directorate of Civil Engineering

UNCLASSIFIED

UNCLASSIFIED

TABLE 39 — GOVERNMENT COST OF LAND CONTROLLED BY DEPARTMENT OF THE AIR FORCE,  
WORLD-WIDE — 30 JUNE 1973

(In thousands of dollars)

TYPE OF LAND	WORLD-WIDE	UNITED STATES	POSSESSIONS	FOREIGN COUNTRIES
TOTAL . . . . .	<u>\$ 162,574</u>	<u>\$ 132,551</u>	<u>\$ 29,989</u>	<u>\$ 34</u>
Owned . . . . .	148,468	118,481	29,987	-
License . . . . .	348	346	2	-
Easements . . . . .	13,758	13,724	-	34
Leased <u>a/</u> . . . . .	-	-	-	-
Foreign Rights. . . . .	-	-	-	-

UNCLASSIFIED

UNCLASSIFIED

a/ Excludes the cost of acreage leased outside of installations.

Source: Real Property Division, Directorate of Civil Engineering

**UNCLASSIFIED**

**UNCLASSIFIED**



*Military Assistance Program  
(MAP)*

*PART V*



TABLE 40 - MILITARY APPROPRIATION SERVICE FUNDED - FORMAL TRAINING ACCOMPLISHED BY TYPE OF TRAINING,  
BY RECIPIENT COUNTRY THRU FY 1973

AREA AND COUNTRY	TOT SPACES COMPLETED WORLD-WIDE	FORMAL TRAINING COMPLETED IN CONTINENTAL U.S.							FORMAL TRAINING COMPLETED OVERSEAS					
		SPACES IN US	PILOT	OTHER FLY	ELECT	AEROMNT	MISSLE	OTHER TNG	SPACES OVERSEAS	PILOT	OTHER FLY	ELECT	AEROMNT	OTHER
KOREA	946	909	74	59	76	253		447	37		22		12	3
LAOS	1800	1005	45	56	48	189		667	795	213	75	17	475	15
THAILAND	2906	1723	67	94	193	368		1001	1183		160	179	505	339
VIETNAM	34905	26483	7622	443	997	2825		14596	8422	690	1513	937	2768	2514
FAR EAST	40557	30120	7808	652	1314	3635		16711	10437	903	1770	1133	3760	2871

NOTE: Space: Represents one man-course completed by one student in one class covering a specific subject of instruction.

CONFIDENTIAL

CONFIDENTIAL

CLASSIFIED BY: AF/AC/DSAA  
EXEMPT FROM GENERAL DECLASSIFICATION  
SCHEDULE OF EXECUTIVE ORDER 11652  
EXEMPTION CATEGORY: 3  
DECLASSIFY ON: INDEFINITE



TABLE 4I - MILITARY ASSISTANCE GRANT AID PROGRAM - FORMAL TRAINING ACCOMPLISHED BY TYPE OF TRAINING,  
BY RECIPIENT COUNTRY, WORLD-WIDE, THRU FY 1973

AREA AND COUNTRY	TOT SPACES COMPLETED WORLD-WIDE	FORMAL TRAINING COMPLETED IN CONTINENTAL U.S.							FORMAL TRAINING COMPLETED OVERSEAS					
		SPACES IN US	PILOT	OTHER FLY	ELECT	AEROMNT	MISSLE	OTHER TNG	SPACES OVERSEAS	PILOT	OTHER FLY	ELECT	AEROMNT	OTHER
DOD	2136	2136						2136						
NON-REGIONAL	2136	2136						2136						
ARGENTINA	790	622	42	55	24	47		454	168	2	5	14	26	121
BOLIVA	1244	512	77	54	8	22		351	732	6	121	57	294	254
BRAZIL	1992	1413	18	59	55	11		1270	579	6	16	1	110	446
CHILE	1569	616	33	22	73	133		355	953	16	28	219	502	188
COLUMBIA	1044	306	25	14	9	36		222	738		10	126	500	102
COSTA RICA	12								12		4		5	3
DOMINICAN REPUBLIC	540	229	26	13	23	37		130	311	4	33	42	165	67
ECUADOR	1008	345	23	9	7	28		278	663		75	72	271	245
EL SALVADOR	269	131	29	12		5		85	138		13	11	87	27
GUATEMALA	486	196	58	7		11		120	290	10	27	29	167	57
HONDURAS	350	141	40	7	1	7		86	209		30	17	102	60
MEXICO	291	239	80	5	6	28		120	52		1	5	40	6
NICARAGUA	677	330	62	16		55		197	347	3	74	63	146	61
PARAGUAY	459	271	98	10	3	4		156	188		10	18	101	59
PERU	909	406	17	19	26	26		318	503		52	27	270	154
PAÑAMA	125	26	9	3				14	99	4	9	12	59	15
AM. REP. REGION	97	80						80	17					17
URAGUAY	315	124	9	8	2	5		100	191		20	26	110	35
VENEZUELA	1502	874	52	82	47	164		529	628		26	50	393	159
WESTERN HEMISPHERE	13679	6861	698	395	284	619		4865	6818	51	554	789	3348	2076

CONFIDENTIAL

CONFIDENTIAL

CLASSIFIED BY: AF/AC/DSAA  
EXEMPT FROM GENERAL DECLASSIFICATION  
SCHEDULE OF EXECUTIVE ORDER 11652  
EXEMPTION CATEGORY: 3  
DECLASSIFY ON: INDEFINITE

TABLE 41 - MILITARY ASSISTANCE GRANT AID PROGRAM - FORMAL TRAINING ACCOMPLISHED BY TYPE OF TRAINING,  
BY RECIPIENT COUNTRY, WORLD-WIDE, THRU FY 1973 (CONTINUED)

AREA AND COUNTRY	TOT SPACES COMPLETED WORLD-WIDE	FORMAL TRAINING COMPLETED IN CONTINENTAL U.S.							FORMAL TRAINING COMPLETED OVERSEAS					
		SPACES IN US	PILOT	OTHER FLY	ELECT	AEROMNT	MISSLE	OTHER TNG	SPACES OVERSEAS	PILOT	OTHER FLY	ELECT	AEROMNT	OTHER
		ZAIRE	19	19		2		5		12				
ETHIOPIA	1722	1658	30	80	209	678		671	54		5		19	30
GHANA	6	6	1					5						
LIBYA	518	494	29	22	15	132		295	24		2			22
MOROCCO	2689	2667	180	115	136	1290		946	22				4	18
NIGERIA	192	192	13	14	20	34		111						
MALI	117	117	15	1	14	48		39						
AFRICA REGION	41	41						41						
SENOGAL	5	5	3					2						
SUDAN	118	118	20		6	43		49						
TUNISIA	366	350	16	30	17	132		155	16					16
LIBERIA	3	3						3						
AFRICA	5796	5680	307	264	417	2362		2330	116		7		23	86
AUSTRIA	75	59	8	27	4			20	16		4	1	1	10
BELGIUM	10	4	2					2	6		1		2	3
DENMARK	112	112	20	11	6	3		72						
FINLAND														
FRANCE	4	4						4						
GERMANY	40	40						40						
ITALY	34	30		9		1		20	4				2	2
NETHERLAND	20	20	3	6				11						
NORWAY	115	102	12	5		9		75	13		8			5
PORTUGAL	188	107	8	23	1			75	81		24	4	4	49
EUROPE REGION	143	143		13	1			129						

CONFIDENTIAL

CONFIDENTIAL

CLASSIFIED BY: AF/AC/DSAA  
EXEMPT FROM GENERAL DECLASSIFICATION  
SCHEDULE OF EXECUTIVE ORDER 11652  
EXEMPTION CATEGORY: 3  
DECLASSIFY ON: INDEFINITE

TABLE 41 - MILITARY ASSISTANCE GRANT AID PROGRAM - FORMAL TRAINING ACCOMPLISHED BY TYPE OF TRAINING,  
BY RECIPIENT COUNTRY, WORLD-WIDE, THRU FY 1973 (CONTINUED)

AREA AND COUNTRY	TOT SPACES COMPLETED WORLD-WIDE	FORMAL TRAINING COMPLETED IN CONTINENTAL U.S.							FORMAL TRAINING COMPLETED OVERSEAS					
		SPACES IN US	PILOT	OTHER FLY	ELECT	AEROMNT	MISSLE	OTHER TNG	SPACES OVERSEAS	PILOT	OTHER FLY	ELECT	AEROMNT	OTHER
		SPAIN	433	424	72	35	75	50		192	9		2	5
UNITED KINGDOM	5	5						5						
EUROPE	1179	1050	125	129	87	63		646	129		39	10	9	71
AFGHANISTAN (SRI LANKA)	315	315	12	62		13		228						
CEYLON	26	26		1		6		19						
GREECE	1430	1336	71	111	79	328		747	94		39	4	14	37
INDIA	749	735	196	93	215	16		215	14			14		
IRAQ	84	84	13		4	4		63						
IRAN	3597	3468	198	145	657	523		1945	129		84	2	10	33
JORDAN	366	366	67	23	42	104		130						
LEBANON	47	47		16				31						
PAKISTAN	356	356	30	34	37	95		160						
NEAR EAST/SO. ASIA REG.	110	110						110						
SAUDI ARABIA	551	454	10	17	2	159		266	97					97
SYRIA	7	7						7						
TURKEY	3189	3083	140	286	253	521		1883	106	2	61		2	41
NEAR EAST/SO. ASIA	10827	10387	737	788	1289	1769		5804	440	2	184	20	26	208
BURMA	18	18			6	9		3						
CAMBODIA	791	61	7	6		4		44	730	53	271	20	84	302
INDONESIA	1015	979	37	55	47	185		655	36		9	5	18	6
JAPAN	446	229	1	13		5		210	217	6	93	1	36	81
KOREA	2753	1818	30	168	284	315		1021	935	313	174	66	211	171

CONFIDENTIAL

CONFIDENTIAL

CLASSIFIED BY: AF/AC/DSAA  
EXEMPT FROM GENERAL DECLASSIFICATION  
SCHEDULE OF EXECUTIVE ORDER 11652  
EXEMPTION CATEGORY: 3  
DECLASSIFY ON: INDEFINITE

TABLE 4I - MILITARY ASSISTANCE GRANT AID PROGRAM - FORMAL TRAINING ACCOMPLISHED BY TYPE OF TRAINING,  
BY RECIPIENT COUNTRY, WORLD-WIDE, THRU FY 1973 (CONTINUED)

AREA AND COUNTRY	TOT SPACES:	FORMAL TRAINING COMPLETED IN CONTINENTAL U.S.							FORMAL TRAINING COMPLETED OVERSEAS					
	COMPLETED WORLD-WIDE	SPACES IN US	PILOT	OTHER FLY	ELECT	AEROMNT	MISSLE	OTHER TNG	SPACES OVERSEAS	PILOT	OTHER FLY	ELECT	AEROMNT	OTHER
LAOS	606	606	21	62	28	168		327						
MALAYSIAN FED	282	275	41	43	3	9		179	7		3			4
PHILIPPINES	2694	1070	26	62	99	275		608	1624	14	294	185	650	481
EAST ASIA/PACIF	277	277						277						
THAILAND	1621	1096	45	42	193	226		590	525		177	47	239	62
TAIWAN (CHINA)	2162	1426	12	171	201	246		796	736		61	12	77	586
VIETNAM	1491	1147	102	78	170	59		738	344	164	62	26	58	34
FAR EAST	14156	9002	322	700	1031	1501		5448	5154	550	1144	362	1373	1725

NOTE: Space: Represents one man-course completed by one student in one class covering a specific subject of instruction.


CLASSIFIED BY: AF/AC/DSAA  
EXEMPT FROM GENERAL DECLASSIFICATION  
SCHEDULE OF EXECUTIVE ORDER 11652  
EXEMPTION CATEGORY: 3  
DECLASSIFY ON: INDEFINITE

CONFIDENTIAL


CONFIDENTIAL

**UNCLASSIFIED**

**UNCLASSIFIED**



*Personnel*



***PART VI***



**UNCLASSIFIED**

**PERSONNEL**

**PART VI**

**MILITARY PERSONNEL**

**DEFINITIONS**

ARMED FORCES QUALIFICATION TEST MENTAL GROUP: An airman's mental ability level as determined from his score on the Armed Forces Qualification Test (AFQT).

AIR FORCE NATIONAL GUARD AIR ALERT PILOTS: Officers of the Air Force National Guard who are authorized to and augment active Air Force Units for short periods of active duty to perform air alert duty.

ARMED FORCES QUALIFICATION TEST SCORE (AFQT SCORE): The test contains questions on arithmetical reasoning, word knowledge, tool functions, and spatial visualization. The "Score" is a composite index of performance on all these items, and as such, is an indication of general learning ability.

CHARGEABLE MILITARY PERSONNEL:

1. All USAF Military Personnel on Extended Active Duty who are authorized and assigned to active Air Force Units against position spaces which are chargeable against USAF Authorized Manpower Ceilings.
2. USAF Academy Cadets.
3. Air Force National Guard Air Alert Pilots.

MILITARY STRENGTH BY COMMAND: All USAF Military Personnel (Permanent Party and Pipeline) who are assigned to active Air Force Units. This strength is composed of individuals, regardless of chargeability to military personnel ceilings, who as individuals are under the jurisdiction of the Secretary of the Air Force.

STRENGTH BY OPERATING LOCATION: A permanent duty station of an individual or a detachment of a unit other than the permanent station of the unit. A station is considered permanent if the orders specify a period of three months or longer. If no period is specified, the duty station is considered permanent.

DEPARTMENTAL STATUS: The basic department of the Department of Defense in which an individual is currently commissioned, appointed or enlisted, regardless of whether or not such individual has been placed on duty with another of the departments.

DEPARTMENT OF AIR FORCE PERSONNEL: Military Personnel who have been commissioned, appointed, enlisted, or recalled in the United States Air Force.

DEPLOYMENT AREA:

- |             |   |   |
|-------------|---|---|
| CONTINENTAL | - | North America and Caribbean Area.                   |
| FAR EAST    | - | The Area under the jurisdiction of PAF.             |
| EUROPE      | - | Continental Europe, British Isles and North Africa. |

FIRST TERM AIRMEN: A Regular Air Force Airman with no prior military services, serving on his first enlistment in the United States Air Force.

INTERNAL TURNOVER: The number of permanent change of station movements of military personnel as individuals exclusive of accessions and separations movements.

NATIONAL HEALTH, SAFETY, OR INTEREST: Personnel separated under provisions of Sec III, AFR 36-22 and Chapter 3, Section B, AFR 39-10.

**UNCLASSIFIED**



**UNCLASSIFIED**  
**PERSONNEL (CONTINUED)**

**MILITARY PERSONNEL (CONTINUED)**

NON-CHARGEABLE MILITARY PERSONNEL: All Military Personnel on Extended Active Duty who are authorized and assigned to active Air Force Units against position spaces which are in addition to and not chargeable against USAF Authorized Manpower Ceilings.

PERMANENT PARTY PERSONNEL: Those USAF personnel assigned to an Air Force Unit to perform their principal duty in the furtherance of the mission of the unit, and who are chargeable against the specific authorizations of the unit. This includes assigned overstrength.

PIPELINE PERSONNEL: Those USAF Personnel who are assigned to an Air Force Unit temporarily for the purpose of training or hospitalization i.e., those who are temporarily ineffective. Such personnel are not chargeable against the specific authorizations of the unit to which they are assigned while in a pipeline status. Pipeline is composed of students and patients.

Patients: Military personnel assigned in patient status to an Air Force Unit which administers Air Force hospitalized personnel receiving treatment at a medical facility operated by any of the three military departments.

Students: Personnel assigned in a training status to a unit charged with administration of individuals attending a formal course of instruction at a service or civilian school or a base military training course.

PRIOR SERVICE ENLISTMENTS:

1. Former regular airman who had served a continuous period of duty.
2. Former Commissioned or Warrant Officer who had been separated from the Air Force and who had enlisted in the Regular Air Force as an airman.
3. Former enlistee or inductee of the Army or the Navy who had served on active military service for a continuous period.
4. Former enlisted members of a reserve component of the Air Force who have served on active military service.

REENLISTMENT: Airmen who enlist in the Regular Air Force for their own duty position within 90 days after separation from active Air Force duty. This applies to first term and career airmen.

REGULAR AIR FORCE PERSONNEL: Department of the Air Force Military Personnel who by enlistment, appointment, or commission, are members of the Regular Air Force.

RESERVE OFFICERS TRAINING CORPS (ROTC): A training corps with units established at civilian educational institutions to qualify students for appointment as reserve officers.

UNIT MANNING VARIANCES: The difference between the number of spaces authorized to a unit and the number of personnel assigned to the unit.

USAF CADET: U.S. Air Force Academy Cadet. USAFA Cadets are not assigned to active organized Air Force Units. Students are assigned to the USAF Academy for training and ultimate commissioning as Regular Air Force officers. These personnel are not considered part of active forces but are chargeable to the active force ceiling.

**UNCLASSIFIED**

# UNCLASSIFIED

TABLE 42 - USAF MILITARY PERSONNEL DUTY LOCATION STRENGTH BY STATE,  
IN THE UNITED STATES, AT END OF QUARTER - FY 1973

STATE	<u>30 SEP 72</u>	<u>31 DEC 72</u>	<u>31 MAR 73</u>	<u>30 JUN 73</u>
TOTAL	539739	521530	519035	519093
ALABAMA	7355	7413	7670	7864
ALASKA	13097	12979	13042	12800
ARIZONA	17462	16930	16522	16708
ARKANSAS	8496	7655	7621	7383
CALIFORNIA	66140	62817	62452	62469
COLORADO	19169	20502	19920	19262
CONNECTICUT	104	90	93	93
DELAWARE	5602	5479	5060	5036
DISTRICT OF COLUMBIA	3944	3809	3748	3726
FLORIDA	34239	32961	32411	32536
GEORGIA	7633	6866	6994	7048
HAWAII	8502	8350	8207	8039
IDAHO	3720	3637	3637	3768
ILLINOIS	14553	15507	15817	15330
INDIANA	3509	3392	3383	3409
IOWA	128	129	119	119
KANSAS	8784	8013	8177	7759
KENTUCKY	477	483	485	498
LOUISIANA	9453	9308	9614	9703
MAINE	4400	4168	4281	4407
MARYLAND	9876	9940	9794	9708
MASSACHUSETTS	8421	7354	7245	6934
MICHIGAN	11696	11307	11289	11170
MINNESOTA	2020	1935	1913	1932
MISSISSIPPI	17035	18249	19540	19236
MISSOURI	6700	6701	6668	6637
MONTANA	5596	5722	5898	5974

# UNCLASSIFIED

## UNCLASSIFIED

TABLE 42 -- USAF MILITARY PERSONNEL DUTY LOCATION STRENGTH BY STATE, IN THE UNITED STATES, AT END OF QUARTER -- FY 1973 (CONTINUED)

STATE	30 SEP 72	31 DEC 72	31 MAR 73	30 JUN 73
NEBRASKA	11484	11339	11361	11369
NEVADA	8097	6909	7195	7363
NEW HAMPSHIRE	4060	3892	3920	3987
NEW JERSEY	7179	6854	6562	6523
NEW MEXICO	13292	13437	13257	13629
NEW YORK	10123	9803	9903	10132
NORTH CAROLINA	10632	9419	9180	9288
NORTH DAKOTA	12423	12655	12738	12938
OHIO	12957	11521	11833	12153
OKLAHOMA	9395	9112	8996	8971
OREGON	865	855	875	911
PENNSYLVANIA	635	605	587	583
RHODE ISLAND	47	50	45	60
SOUTH CAROLINA	15990	14742	14720	14832
SOUTH DAKOTA	5917	5817	5873	5919
TENNESSEE	294	309	314	287
TEXAS	83295	77519	75668	76112
UTAH	3424	3384	3394	3562
VERMONT	121	122	125	127
VIRGINIA	15614	15377	15168	15120
WASHINGTON	10997	10121	10153	10106
WEST VIRGINIA	45	60	72	68
WISCONSIN	427	428	431	453
WYOMING	3773	3928	3925	4040
UNKNOWN	542	1576	1140	1012

UNCLASSIFIED

**UNCLASSIFIED**

TABLE 42 -- USAF MILITARY PERSONNEL DUTY LOCATION STRENGTH BY STATE  
IN THE UNITED STATES, AT END OF QUARTER -- FY 1973 (CONTINUED)

SOURCE: Operating Location Strength by State, USA and Country  
Overseas RCS: HAF-DPX(M)7109 Directorate of Personnel, AF/DPXJC

Strengths reflected in these tables are by operating location and  
are not in agreement with location strengths based on assignment

Operating Location: A permanent duty station of an individual.  
A station is considered permanent if the orders specify a period  
of three months or longer. If no period is specified the duty  
station is considered permanent. Official Military Personnel  
strength may be found in other tables in this section.

**UNCLASSIFIED**

**CONFIDENTIAL**

TABLE 43 — USAF MILITARY PERSONNEL DUTY LOCATION STRENGTH BY COUNTRY, OVERSEAS, AT END OF QUARTER — FY 1973

COUNTRY	<u>30 SEP 72</u>	<u>31 DEC 72</u>	<u>31 MAR 73</u>	<u>30 JUN 73</u>
TOTAL	168420	181046	173080	167486
AFGHANISTAN	2	5	4	5
AMERICAN SAMOA	31	36	24	18
ANTIQUEA	1	1	1	1
ARGENTINA	13	14	14	11
AUSTRALIA	315	283	273	277
AUSTRIA	2	2	2	3
BAHAMA ISLANDS	3	3	3	5
BAHRAIN	-	-	-	1
BELGIUM	537	547	558	556
BOLIVIA	17	14	15	15
BRAZIL	26	26	28	28
BULGARIA	2	2	2	2
BURMA	1	1	1	1
CAMBODIA	3	3	18	19
CANADA	1315	1329	1255	1204
CANTON ISLAND	13	15	14	13
CHAD, REPUBLIC OF	5	5	5	5
CHILE	6	6	6	7
COLUMBIA	9	9	10	9
CONGO, REPUBLIC OF THE	12	-	-	-
COSTA RICA	-	1	1	1
CYRPUS	-	2	3	2
CZECHOSLOVAKIA	2	2	3	2
DENMARK	19	20	20	19
DOMINICAN REPUBLIC	4	4	5	5
ECUADOR	1	1	2	2
EL SALVADOR	3	3	3	3
ETHIOPIA	63	51	48	45
FINLAND	7	9	9	11
FRANCE	19	25	19	18

CLASSIFIED BY: AF/DPX  
SUBJECT TO GENERAL DE-  
CLASSIFICATION SCHEDULE  
OF EXECUTIVE ORDER 11652  
AUTOMATICALLY DOWNGRADED  
AT TWO YEAR INTERVALS  
DECLASSIFIED ON: 31 DEC 1981

**CONFIDENTIAL**

**CONFIDENTIAL**

TABLE 43 — USAF MILITARY PERSONNEL DUTY LOCATION STRENGTH BY COUNTRY,  
OVERSEAS, AT END OF QUARTER — FY 1973 (CONTINUED)

COUNTRY	30 SEP 72	31 DEC 72	31 MAR 73	30 JUN 73
GERMANY, FEDERAL REPUBLIC OF	29617	30438	30969	29671
GREECE	2334	2366	2394	2562
GREENLAND	655	501	503	474
GUAM	5381	12110	11402	11381
GUATEMALA	7	7	8	16
HONDURAS	7	7	7	7
HONG KONG	7	6	5	6
HUNGARY	1	1	1	1
ICELAND	993	1042	1023	1046
INDIA	9	6	5	4
INDONESIA	18	22	30	38
IRAN	240	199	216	293
IRELAND	8	6	6	8
ISRAEL	12	14	13	12
ITALY	4227	4279	4306	4266
IVORY COAST, REPUBLIC OF	1	1	1	1
JAPAN	9386	8436	8030	17358
JOHNSTON ISLAND	184	184	190	174
JORDAN	3	3	3	2
KOREA, REPUBLIC OF	8392	8267	8324	7689
LAOS	8	7	6	6
LEBANON	2	2	3	3
LIBERIA	3	2	3	2
LIBYA	-	1	1	1
MADAGASCAR	5	4	5	6
MALAGASY REPUBLIC	-	2	1	4
MARSHALL ISLAND	3	8	7	9
MAURITIUS	-	-	1	3
MEXICO	2	2	2	2
MIDWAY ISLAND	1	35	1	1
MOROCCO	21	22	20	18
NETHERLANDS	1272	1271	1279	1244
NETHERLANDS ANTILLE	1	7	3	-
NEW ZEALAND	76	51	53	51
NICARAGUA	3	3	3	3
NORWAY	157	155	157	160

CLASSIFIED BY: AF/DPX  
SUBJECT TO GENERAL DE-  
CLASSIFICATION SCHEDULE  
OF EXECUTIVE ORDER 11652  
AUTOMATICALLY DOWNGRADED  
AT TWO YEAR INTERVALS  
DECLASSIFIED ON: 31 DEC 1981

**CONFIDENTIAL**

# CONFIDENTIAL

TABLE 43 -- USAF MILITARY PERSONNEL DUTY LOCATION STRENGTH BY COUNTRY,  
OVERSEAS, AT END OF QUARTER -- FY 1973 (CONTINUED)

COUNTRY	30 SEP 72	31 DEC 72	31 MAR 73	30 JUN 73
PAKISTAN	12	13	11	9
PANAMA	1	2	2	2
PANAMA CANAL ZONE	2215	2274	2323	2274
PARAGUAY	7	6	6	6
PERU	7	7	7	33
PHILIPPINE ISLANDS	9465	9113	8797	8546
POLAND	3	3	3	2
PORTUGAL	1251	1071	1020	943
PUERTO RICO	1819	1812	1828	1707
RUMANIA	3	3	3	3
RYUKYU ISLANDS	10724	10926	10139	-
SAUDI ARABIA	99	86	88	90
SEYCHELLES ISLANDS	8	12	10	11
SINGAPORE	2	4	4	4
SOUTH AFRICA, REPUBLIC OF	7	7	8	8
SPAIN	5410	5307	5375	5294
ST HELENA	16	3	2	2
SWITZERLAND	3	3	4	3
TAIWAN	6958	7553	7716	7339
THAILAND	29039	36110	37048	35593
TUNISIA	7	8	8	6
TURKEY	5366	5385	5301	5360
UNITED KINGDOM	18913	18727	18929	19018
URUGUAY	5	5	5	5
UNITED SOVIET SOCIALIST REPUBLICS	13	11	12	13
VENEZUELA	13	15	19	16
VIETNAM, SOUTH	9784	7883	388	117
WAKE ISLAND	28	29	26	25
WEST BERLIN	1140	1149	1155	1139
YUGOSLAVIA	5	4	5	5
UNKNOWN	630	1629	1511	1103

CLASSIFIED BY: AF/DPX  
SUBJECT TO GENERAL DE-  
CLASSIFICATION SCHEDULE  
OF EXECUTIVE ORDER 11652  
AUTOMATICALLY DOWNGRADED  
AT TWO YEAR INTERVALS  
DECLASSIFIED ON: 31 DEC 1981

# CONFIDENTIAL

**UNCLASSIFIED**

**TABLE 43 — USAF MILITARY PERSONNEL DUTY LOCATION STRENGTH BY COUNTRY,  
OVERSEAS, AT END OF QUARTER — FY 1973 (CONTINUED)**

**SOURCE:** Operating Location Strength by State, USA and Country  
Overseas RCS: HAF-DPX(M)7109 Directorate of Personnel, AF/DPXJC

Strengths reflected in these tables are by operating location and are not in agreement with location strengths based on assignment.

Operating Location: A permanent duty station of an individual. A station is considered permanent if the orders specify a period of three months or longer. If no period is specified the duty station is considered permanent. Official Military Personnel strength may be found in other tables in this section.

**UNCLASSIFIED**



TABLE 44 - MILITARY STRENGTH OF OFFICERS BY GRADE IN WHICH SERVING, BY COMMAND AS OF 30 JUNE 1972

COMMAND	TOTAL OFFICERS	COMMISSIONED OFFICERS								WARRANT OFFICERS
		TOTAL	GEN	COL	LT COL	MAJ	CAPT	1ST LT	2ND LT	
<u>WORLD-WIDE - TOTAL</u> . . . . .	<u>115,048</u>	<u>114,934</u>	<u>411</u>	<u>6,132</u>	<u>14,424</u>	<u>22,346</u>	<u>44,734</u>	<u>16,084</u>	<u>10,803</u>	<u>114</u>
Air Intelligence Service . . . . .	197	196	-	18	35	50	89	4	-	1
Aerospace Defense Command . . . . .	4,409	4,398	9	186	520	701	1,883	737	362	11
Air Force Accounting and Finance Center . . . . .	41	41	1	10	7	12	10	1	-	-
Air Force Audit Agency . . . . .	424	423	1	8	39	60	207	59	49	1
Air Force Inspection and Safety Center . . . . .	286	286	3	63	90	102	28	-	-	-
Air Force Communications Service . . . . .	2,646	2,631	6	119	191	451	1,309	407	148	15
Air Force Logistics Command . . . . .	2,808	2,801	22	270	423	559	1,085	250	192	7
Air Force Military Personnel Center . . . . .	433	431	3	48	83	158	137	1	1	2
Air Force Office of Special Investigation . . . . .	530	530	1	17	63	87	281	35	46	-
Air Force Systems Command . . . . .	9,514	9,510	32	674	1,614	2,134	3,662	915	479	4
Air Training Command . . . . .	15,731	15,724	18	321	730	1,375	5,076	2,348	5,856	7
Air University . . . . .	5,420	5,419	5	295	672	1,544	2,214	341	348	1
Air Force Reserve . . . . .	213	213	1	32	60	44	68	3	5	-
Air Reserve Personnel Center . . . . .	51	51	-	16	11	8	15	1	-	-
Air Force Data Automation Agency . . . . .	240	239	-	16	28	59	119	9	8	1
Headquarters Command, USAF . . . . .	5,964	5,955	73	753	1,454	1,657	1,711	230	77	9
Headquarters US Air Force . . . . .	3,176	3,175	117	803	1,101	739	404	8	3	1
Military Airlift Command . . . . .	10,388	10,373	22	445	1,231	2,125	4,090	2,051	409	15
Strategic Air Command . . . . .	23,688	23,674	29	786	2,540	4,479	9,626	4,508	1,706	14
✓ Tactical Air Command . . . . .	12,402	12,387	21	498	1,612	2,460	4,944	1,994	858	15
United States Air Force Academy . . . . .	1,116	1,116	3	53	142	339	535	18	26	-
USAF Security Service . . . . .	1,245	1,243	4	62	125	209	628	148	67	2
Alaskan Air Command . . . . .	992	990	1	49	94	215	475	132	24	2
Pacific Air Forces . . . . .	6,692	6,689	23	301	775	1,335	2,846	1,308	101	3
United States Air Forces in Europe . . . . .	6,215	6,213	15	277	743	1,392	3,185	564	37	2
USAF Southern Command . . . . .	227	226	1	12	41	52	107	12	1	1

UNCLASSIFIED

UNCLASSIFIED

**UNCLASSIFIED**

**TABLE 45 - USAF REGULAR AND RESERVE GENERAL OFFICERS BY GRADE IN WHICH SERVING AT END OF QUARTER, WORLD-WIDE - FY 1973**

END OF QUARTER	TOTAL	GENERALS	LIEUTENANT GENERALS	MAJOR GENERALS	BRIGADIER GENERALS
30 September (1972) . . . . .	420	13	40	156	211
31 December (1972). . . . .	421	14	40	154	213
31 March (1973) . . . . .	404	13	38	133	220
30 June (1973). . . . .	411	14	38	152	207

OPR: Systems Management Division, Randolph Air Force Base, Texas.  
 SOURCE: Uniform Officer Record

**TABLE 46 - USAF REGULAR GENERAL OFFICERS BY PERMANENT GRADE, BY GRADE IN WHICH SERVING AT END OF QUARTER, WORLD-WIDE - FY 1973**

PERMANENT GRADE	GRADE IN WHICH SERVING	31 DECEMBER 1972	30 JUNE 1973
<u>Major General - Total</u> . . . . .		<u>106</u>	<u>109</u>
	General	14	14
	Lieutenant General	37	36
	Major General	55	59
<u>Brigadier General - Total</u> . . . . .		<u>139</u>	<u>131</u>
	General	-	-
	Lieutenant General	2	1
	Major General	91	84
<u>Colonel - Total</u> . . . . .		<u>159</u>	<u>140</u>
	Brigadier General	46	46
	General	-	-
	Lieutenant General	1	1
<u>Lieutenant Colonel - Total</u> . . . . .		<u>153</u>	<u>133</u>
	Major General	5	6
	Brigadier General	10	24
	General	-	-
<u>Major - Total</u> . . . . .		<u>1</u>	<u>2</u>
	Brigadier General	10	24
	Major General	-	-
	Lieutenant General	-	-
		<u>1</u>	<u>2</u>
	Brigadier General	1	2
	Major General	-	-
	Lieutenant General	-	-

OPR: Systems Management Division, Randolph Air Force Base, Texas.  
 SOURCE: Uniform Officer Record

**UNCLASSIFIED**

TABLE 47 - AIRMEN BY GRADE IN WHICH SERVING, BY COMMAND, WORLD-WIDE - 30 JUNE 1973

COMMAND OF ASSIGNMENT	TOTAL	AIRMEN									USAF A Cadets
		CMSgt	SMSgt	MSgt	TSgt	SSgt	Sgt	Amn 1st	Amn	Amn Basic	
<u>WORLD-WIDE - TOTAL</u> . . . . .	<u>576,142</u>	<u>5,566</u>	<u>11,149</u>	<u>40,712</u>	<u>75,831</u>	<u>127,361</u>	<u>143,800</u>	<u>88,634</u>	<u>53,215</u>	<u>25,518</u>	<u>4,356</u>
<u>USAF CADETS - TOTAL</u> . . . . .	<u>4,356</u>	-	-	-	-	-	-	-	-	-	<u>4,356</u>
<u>WORLD-WIDE - REPORTED TOTAL</u> . . . . .	<u>571,786</u>	<u>5,566</u>	<u>11,149</u>	<u>40,712</u>	<u>75,831</u>	<u>127,361</u>	<u>143,800</u>	<u>88,634</u>	<u>53,215</u>	<u>25,518</u>	-
Continental US - Total . . . . .	421,916	4,035	7,619	28,772	53,244	86,039	93,575	73,298	50,095	25,239	-
Air Force Intelligence Service . . . . .	174	6	14	25	62	51	8	8	-	-	-
Aerospace Defense Command . . . . .	27,351	365	641	2,266	4,072	6,626	5,784	5,109	2,360	128	-
Air Force Accounting and Finance Center . . . . .	262	6	7	22	48	33	77	55	14	-	-
Air Force Audit Agency . . . . .	98	8	8	29	18	28	7	-	-	-	-
Air Force Inspection and Safety Center . . . . .	59	1	4	17	22	13	2	-	-	-	-
Air Force Communications Service . . . . .	23,017	261	516	1,691	3,600	5,645	6,081	3,398	1,776	49	-
Air Force Data Automation Agency . . . . .	620	37	58	154	188	108	58	16	1	-	-
Air Force Logistics Command . . . . .	8,018	95	184	526	1,034	2,055	2,100	1,196	795	33	-
Air Force Military Personnel Center . . . . .	693	32	55	130	187	185	44	44	15	1	-
Air Force Office of Special Investigation . . . . .	650	13	26	152	194	171	60	12	22	-	-
Air Force Systems Command . . . . .	18,331	221	387	1,464	2,523	4,080	4,569	3,444	1,539	104	-
Air Reserve Personnel Center . . . . .	99	3	7	24	20	25	13	1	6	-	-
Air Force Reserve . . . . .	643	14	40	100	124	125	129	84	25	2	-
Air Training Command . . . . .	88,603	393	884	4,907	8,669	12,405	9,480	12,071	16,683	23,111	-
Air University . . . . .	3,309	28	72	213	614	1,305	501	370	202	4	-
Headquarters Command, USAF . . . . .	10,277	196	348	1,241	2,177	2,799	2,171	1,014	308	23	-
Military Airlift Command . . . . .	42,005	483	947	3,623	5,652	9,020	10,963	7,615	3,501	201	-
Strategic Air Command . . . . .	112,267	1,107	1,948	6,725	13,127	22,395	29,877	23,244	12,776	1,068	-
Tactical Air Command . . . . .	77,534	634	1,257	4,723	9,532	17,026	20,045	14,480	9,411	426	-
USAF Academy . . . . .	1,388	21	44	126	257	495	245	97	102	1	-
USAF Security Service . . . . .	6,518	111	172	614	1,124	1,449	1,361	1,040	559	88	-
Overseas - Total . . . . .	149,870	1,531	3,530	11,940	22,587	41,322	50,225	15,336	3,120	279	-
Air Force Intelligence Service . . . . .	49	2	6	10	21	10	-	-	-	-	-
Aerospace Defense Command . . . . .	2,378	19	62	241	455	788	579	184	49	1	-
Air Training Command . . . . .	319	5	8	85	125	53	25	11	7	-	-
Air University . . . . .	11	-	-	1	3	7	-	-	-	-	-
Air Force Reserve . . . . .	1	-	-	-	-	-	1	-	-	-	-
Air Force Communications Service . . . . .	17,175	190	435	1,417	2,839	5,192	5,033	1,817	241	11	-
Air Force Logistics Command . . . . .	56	-	2	20	24	8	2	-	-	-	-
Air Force Systems Command . . . . .	417	1	7	40	87	138	94	41	9	-	-
Alaskan Air Command . . . . .	8,060	69	143	535	1,097	2,165	2,794	913	333	11	-
Headquarters Command, USAF . . . . .	5,090	69	195	834	1,122	1,669	962	235	3	1	-
Military Airlift Command . . . . .	8,969	78	259	892	1,426	2,612	2,949	665	79	9	-

UNCLASSIFIED

UNCLASSIFIED

TABLE 47 -- AIRMEN BY GRADE IN WHICH SERVING, BY COMMAND, WORLD-WIDE -- 30 JUNE 1973 (CONTINUED)

COMMAND OF ASSIGNMENT	TOTAL	AIRMEN									USAF Cadets
		CMSgt	SMSgt	MSgt	TSgt	SSgt	Sgt	Amn 1st	Amn	Amn Basic	
Pacific Air Forces . . . . .	44,941	441	1,084	3,207	6,091	11,830	16,391	4,806	975	116	-
Strategic Air Command . . . . .	7,894	96	198	604	1,110	2,235	2,951	516	171	13	-
Tactical Air Command . . . . .	41	-	3	4	2	17	10	4	1	-	-
US Air Force in Europe . . . . .	40,894	453	860	3,083	6,213	10,981	13,723	4,502	969	110	-
USAF Security Service . . . . .	11,759	80	208	686	1,603	3,039	4,344	1,524	269	6	-
USAF Southern Command . . . . .	1,418	22	43	169	248	466	342	113	14	1	-
Air Force Audit Agency . . . . .	42	1	2	15	10	13	1	-	-	-	-
Air Force Military Personnel Center . . . . .	-	-	-	-	-	-	-	-	-	-	-
Air Force Office of Special Investigation . . . . .	356	5	15	97	111	99	24	5	-	-	-

OPR: SYSTEMS MANAGEMENT DIVISION, RANDOLPH AIR FORCE BASE, TEXAS  
 SOURCE: Uniform Airman Record

UNCLASSIFIED

UNCLASSIFIED

## UNCLASSIFIED

TABLE 48 - USAF OFFICERS BY GRADE IN WHICH SERVING, BY AGE, WORLD-WIDE  
ANNUALLY - FY 1973

AGE OR AGE GROUP	TOTAL	GEN	COL	LT COL	MAJ	CAPT	1LT	2LT	WARRENT OFFICERS
<b>TOTAL . . . . .</b>	<b>115,048</b>	<b>411</b>	<b>6,132</b>	<b>14,424</b>	<b>22,346</b>	<b>44,734</b>	<b>16,084</b>	<b>10,803</b>	<b>114</b>
20 . . . . .	10	-	-	-	-	-	-	10	-
21 . . . . .	527	-	-	-	-	-	-	527	-
22 . . . . .	2,571	-	-	-	-	-	95	2,476	-
23 . . . . .	4,775	-	-	-	-	8	1,558	3,209	-
24 . . . . .	6,515	-	-	-	1	95	4,486	1,933	-
25 . . . . .	7,556	-	-	-	1	1,925	4,752	878	-
26 . . . . .	9,136	-	-	-	3	5,819	2,669	645	-
27 . . . . .	6,780	-	-	-	19	5,568	858	335	-
28 . . . . .	6,800	-	-	-	117	6,038	456	189	-
29 . . . . .	5,963	-	-	-	271	5,294	271	127	-
30 . . . . .	5,822	-	-	1	370	5,104	209	138	-
31 . . . . .	4,770	-	-	4	551	3,944	161	110	-
32 . . . . .	4,678	-	-	10	998	3,438	149	83	-
33 . . . . .	4,499	-	-	24	1,746	2,551	127	51	-
34 . . . . .	3,896	-	-	71	2,159	1,516	106	44	-
35 . . . . .	3,649	-	1	130	2,379	1,021	79	39	-
36 . . . . .	3,339	-	1	168	2,303	786	76	5	-
37 . . . . .	3,281	-	11	250	2,385	610	25	-	-
38 . . . . .	3,708	-	39	901	2,343	423	2	-	-
39 . . . . .	3,862	-	92	1,689	1,809	272	-	-	-
40 . . . . .	3,647	-	148	1,980	1,388	130	-	1	-
41 . . . . .	3,227	-	217	1,872	1,064	73	1	-	-
42 . . . . .	2,958	2	425	1,639	836	52	2	2	-
43 . . . . .	2,416	2	558	1,267	552	36	-	1	-
44 . . . . .	1,904	4	593	914	369	19	-	-	5
45 . . . . .	1,202	16	424	520	228	6	1	-	7
46 . . . . .	824	15	311	350	135	3	-	-	10
47 . . . . .	838	30	363	337	96	1	-	-	11
48 . . . . .	1,120	41	525	456	85	1	-	-	12
49 . . . . .	1,057	51	525	413	63	-	-	-	5
50 . . . . .	933	49	518	327	29	-	-	-	10
51 . . . . .	827	45	445	310	16	-	-	-	11
52 . . . . .	688	45	350	269	15	-	-	-	9
53 . . . . .	482	42	241	184	7	-	-	-	8
54 . . . . .	293	29	128	124	6	-	-	-	6
55 . . . . .	189	11	75	94	1	-	1	-	7
56 . . . . .	139	12	67	54	-	-	-	-	6
57 . . . . .	93	9	40	41	1	-	-	-	2
58 . . . . .	58	6	28	21	-	1	-	-	2
59 . . . . .	12	1	6	4	-	-	-	-	1
60 and Older	4	1	1	-	-	-	-	-	2

OPR: Systems Management Division, Randolph Air Force Base, Texas.  
SOURCE: Uniform Officer Record

UNCLASSIFIED

## UNCLASSIFIED

TABLE 49 — AVERAGE AGE OF USAF OFFICERS BY GRADE IN WHICH SERVING, WORLD-WIDE --  
FY 1963 THROUGH FY 1973

GRADE IN WHICH SERVING	1963	1964	1965	1966	1967	1968	1969	1970	1971	1972	1973
<u>ALL GRADES</u> . . . . .	34.4	34.0	34.0	34.8	33.9	32.9	33.0	32.4	32.3	32.4	32.5
Generals . . . . .	49.9	50.1	48.9	51.3	50.9	50.7	50.9	50.8	51.2	51.1	50.5
Colonels . . . . .	45.8	46.4	47.2	48.3	48.1	48.0	48.4	48.4	48.2	47.9	47.0
Lieutenant Colonels . . . . .	43.9	44.4	45.0	46.0	45.6	45.2	45.2	44.0	43.3	42.9	42.6
Majors . . . . .	41.8	42.0	41.6	37.1	38.8	36.9	37.7	37.1	36.9	36.9	36.8
Captains . . . . .	32.8	32.3	31.5	32.8	30.7	29.8	29.7	29.1	29.0	29.2	29.5
1st Lieutenants. . .	25.9	25.7	25.7	26.8	25.9	25.2	25.1	25.1	25.0	25.2	25.4
2nd Lieutenants. . .	23.6	23.7	23.6	24.4	23.9	23.4	23.6	23.5	23.6	23.8	23.9

OPR: Systems Management Division, Randolph Air Force Base, Texas.  
SOURCE: Uniform Officer Record

UNCLASSIFIED

## UNCLASSIFIED

TABLE 50 - USAF MILITARY PERSONNEL BY TYPE, BY PERSONNEL IDENTITY, BY COMMAND  
WORLD-WIDE, AT END OF QUARTER - FY 1973

END OF QUARTER	TOTAL	OFFICERS			WARRANT OFFICERS	AIRMEN		ACADEMY CADETS
		Male	Female			Male	Female	
			WAF	Nurses And Other Medical				
WORLD-WIDE								
September 1972	713,718	114,724	1,215	3,622	198	577,692	12,238	4,029
December 1972	707,032	113,688	1,258	3,586	176	571,765	12,627	3,932
March 1973	695,733	112,587	1,254	3,532	144	561,356	13,487	3,373
June 1973								
US AIR FORCE PATIENTS (PIPELINE)								
September 1972	740	35	--	1	1	694	9	--
December 1972	806	48	1	4	1	739	13	--
March 1973	1,212	359	2	5	1	833	12	--
June 1973	993	272	1	9	--	697	14	--
US AIR FORCE STUDENTS (PIPELINE) AND ACADEMY CADETS								
September 1972	56,685	11,670	59	77	--	39,278	1,572	4,029
December 1972	52,909	11,156	79	79	--	36,094	1,569	3,932
March 1973	53,133	10,923	70	78	--	36,968	1,721	3,373
June 1973	56,762	11,287	60	73	--	38,281	2,705	4,356
CONTINENTAL US (PERMANENT PARTY)								
September 1972	469,199	80,328	863	2,763	174	376,478	8,593	--
December 1972	470,477	80,435	879	2,785	153	377,305	8,920	--
March 1973	465,187	80,009	901	2,739	122	371,824	9,592	--
June 1973	462,525	78,130	900	2,727	97	370,633	10,038	--
OVERSEA (PERMANENT PARTY)								
September 1972	187,094	22,691	293	781	23	161,242	2,064	--
December 1972	182,840	22,049	299	718	22	157,627	2,125	--
March 1973	176,201	21,296	281	710	21	151,731	2,162	--
June 1973	170,914	20,518	280	677	17	147,156	2,266	--
CONTINENTAL US (PERMANENT PARTY)								
AIR INTELLIGENCE SERVICE								
September 1972	--	--	--	--	--	--	--	--
December 1972	394	170	--	--	--	220	4	--
March 1973	382	170	--	--	--	208	4	--
June 1973	337	167	--	--	1	165	4	--

UNCLASSIFIED

## UNCLASSIFIED

TABLE 50 - USAF MILITARY PERSONNEL BY TYPE, BY PERSONNEL IDENTITY, BY COMMAND  
WORLD-WIDE, AT END OF QUARTER - FY 1973 (CONTINUED)

END OF QUARTER	TOTAL	OFFICERS			WARRANT OFFICERS	AIRMEN		ACADEMY CADETS
		Male	Female			Male	Female	
			WAF	Nurses And Other Medical				
CONTINENTAL US (PERMANENT PARTY) (Continued)								
AEROSPACE DEFENSE COMMAND								
September 1972	31,916	4,210	54	43	15	27,033	561	--
December 1972	31,843	4,181	61	37	13	27,001	550	--
March 1973	31,356	4,091	63	34	12	26,567	589	--
June 1973	31,261	3,901	67	33	11	26,595	654	--
AIR FORCE ACCOUNTING AND FINANCE CENTER								
September 1972	337	47	--	--	--	280	10	--
December 1972	344	47	--	--	--	282	15	--
March 1973	305	43	--	--	--	248	14	--
June 1973	303	41	--	--	--	248	14	--
AIR FORCE AUDIT AGENCY								
September 1972	422	315	--	--	1	106	--	--
December 1972	412	308	--	--	1	103	--	--
March 1973	397	299	--	--	1	97	--	--
June 1973	417	317	1	--	1	98	--	--
AIR FORCE INSPECTION AND SAFETY CENTER								
September 1972	328	273	--	1	--	54	--	--
December 1972	330	271	--	1	1	57	--	--
March 1973	341	280	--	1	1	59	--	--
June 1973	345	284	--	2	--	59	--	--
AIR FORCE COMMUNICATIONS SERVICE								
September 1972	24,153	1,741	26	17	18	21,707	644	--
December 1972	24,058	1,738	26	15	16	21,641	622	--
March 1973	24,009	1,731	32	14	11	21,619	602	--
June 1973	24,691	1,679	35	15	9	22,345	608	--
AIR FORCE DATA AUTOMATION AGENCY								
September 1972	722	191	--	--	1	525	5	--
December 1972	807	209	2	--	1	588	7	--
March 1973	828	226	2	1	1	590	8	--
June 1973	857	235	2	1	1	612	6	--
AIR FORCE LOGISTICS COMMAND								
September 1972	10,328	2,545	24	130	10	7,575	44	--
December 1972	10,596	2,566	25	129	9	7,824	43	--
March 1973	10,577	2,562	24	127	9	7,809	46	--
June 1973	10,635	2,560	24	115	7	7,873	56	--

UNCLASSIFIED



## UNCLASSIFIED

TABLE 50 - USAF MILITARY PERSONNEL BY TYPE, BY PERSONNEL IDENTITY, BY COMMAND  
WORLD-WIDE, AT END OF QUARTER - FY 1973 (CONTINUED)

END OF QUARTER	TOTAL	OFFICERS			WARRANT OFFICERS	AIRMEN		ACADEMY CADETS
		Male	Female			Male	Female	
			WAF	Nurses And Other Medical				
CONTINENTAL US (PERMANENT PARTY) (Continued)								
AIR FORCE SYSTEMS COMMAND								
September 1972	27,312	8,627	80	417	5	17,503	680	--
December 1972	27,249	8,615	79	432	5	17,388	730	--
March 1973	27,165	8,641	71	431	5	17,243	774	--
June 1973	27,113	8,460	68	454	4	17,311	816	--
AIR RESERVE PERSONNEL CENTER								
September 1972	149	46	3	--	--	97	3	--
December 1972	142	46	3	--	--	90	3	--
March 1973	148	46	3	--	--	96	3	--
June 1973	149	49	2	--	--	95	3	--
AIR TRAINING COMMAND								
September 1972	63,477	9,185	149	485	16	51,897	1,745	--
December 1972	64,477	9,179	143	492	14	52,899	1,750	--
March 1973	62,419	9,049	136	488	11	50,674	2,061	--
June 1973	59,757	8,676	149	486	7	48,259	2,180	--
AIR UNIVERSITY								
September 1972	4,448	1,741	20	79	3	2,467	138	--
December 1972	4,506	1,695	21	85	2	2,538	165	--
March 1973	4,523	1,688	22	80	2	2,571	160	--
June 1973	4,502	1,717	24	82	1	2,525	153	--
AIR FORCE RESERVE								
September 1972	883	205	2	5	--	664	7	--
December 1972	885	208	2	5	--	662	8	--
March 1973	871	211	2	5	--	646	7	--
June 1973	854	203	2	6	--	639	4	--
HEADQUARTERS COMMAND, USAF								
September 1972	13,472	2,926	40	106	8	10,054	338	--
December 1972	13,051	3,251	43	115	9	9,328	305	--
March 1973	12,649	3,153	43	128	8	9,034	283	--
June 1973	12,745	3,126	46	128	8	9,142	295	--
HEADQUARTERS USAF								
September 1972	3,476	3,445	21	6	4	--	--	--
December 1972	3,804	3,024	23	5	2	728	22	--
March 1973	3,899	3,117	29	5	2	720	26	--
June 1973	3,890	3,099	32	5	1	729	24	--

UNCLASSIFIED

## UNCLASSIFIED

TABLE 50 -- USAF MILITARY PERSONNEL BY TYPE, BY PERSONNEL IDENTITY, BY COMMAND  
WORLD-WIDE, AT END OF QUARTER -- FY 1973 (CONTINUED)

END OF QUARTER	TOTAL	OFFICERS			WARRANT OFFICERS	AIRMEN		ACADEMY CADETS
		Male	Female			Male	Female	
			WAF	Nurses And Other Medical				
CONTINENTAL US (PERMANENT PARTY) (Continued)								
MILITARY AIRLIFT COMMAND								
September 1972	53,713	8,788	101	337	27	42,963	1,497	--
December 1972	53,053	8,742	88	340	22	42,234	1,627	--
March 1973	51,669	8,656	84	335	19	40,934	1,641	--
June 1973	50,348	8,299	74	327	13	40,014	1,621	--
AIR FORCE OFFICE OF SPECIAL INVESTIGATION								
September 1972	1,497	468	3	--	--	1,008	18	--
December 1972	1,018	351	3	--	--	652	12	--
March 1973	971	334	4	--	--	621	12	--
June 1973	990	336	4	--	--	629	21	--
STRATEGIC AIR COMMAND								
September 1972	132,671	21,683	182	696	30	108,120	1,960	--
December 1972	133,314	21,856	188	691	25	108,536	2,018	--
March 1973	133,625	22,042	198	668	15	108,477	2,225	--
June 1973	134,414	21,633	197	667	14	109,599	2,304	--
TACTICAL AIR COMMAND								
September 1972	89,837	11,679	132	388	28	76,823	787	--
December 1972	89,832	11,647	139	384	26	76,788	848	--
March 1973	88,977	11,442	151	371	18	76,074	921	--
June 1973	88,847	11,111	150	354	15	76,168	1,049	--
USAF ACADEMY								
September 1972	2,272	1,004	4	42	--	1,203	19	--
December 1972	2,290	1,014	4	43	--	1,209	20	--
March 1973	2,312	1,021	6	46	--	1,215	24	--
June 1973	2,372	1,062	6	46	--	1,226	32	--
USAF SECURITY SERVICE								
September 1972	6,686	766	14	3	4	5,785	114	--
December 1972	6,831	762	14	3	3	5,904	145	--
March 1973	6,613	747	14	2	3	5,680	167	--
June 1973	6,575	746	15	3	2	5,641	168	--
AIR FORCE MILITARY PERSONNEL CENTER								
September 1972	1,050	404	2	4	4	613	23	--
December 1972	1,084	415	2	4	4	633	26	--
March 1973	1,101	424	3	3	4	642	25	--
June 1973	1,120	426	2	3	2	661	26	--

UNCLASSIFIED

## UNCLASSIFIED

TABLE 50 - USAF MILITARY PERSONNEL BY TYPE, BY PERSONNEL IDENTITY, BY COMMAND  
WORLD-WIDE, AT END OF QUARTER - FY 1973 (CONTINUED)

END OF QUARTER	TOTAL	OFFICERS			WARRANT OFFICERS	AIRMEN		ACADEMY CADETS
		Male	Female			Male	Female	
			WAF	Nurses And Other Medical				
CONTINENTAL US (PERMANENT PARTY) (Continued)								
AERONAUTICAL CHART AND INFORMATION CENTER								
September 1972	1	--	--	--	--	1	--	--
December 1972	--	--	--	--	--	--	--	--
March 1973	--	--	--	--	--	--	--	--
June 1973	--	--	--	--	--	--	--	--
ALASKAN AIR COMMAND								
September 1972	--	--	--	--	--	--	--	--
December 1972	2	2	--	--	--	--	--	--
March 1973	--	--	--	--	--	--	--	--
June 1973	--	--	--	--	--	--	--	--
PACIFIC AIR FORCES								
September 1972	6	6	--	--	--	--	--	--
December 1972	94	93	--	1	--	--	--	--
March 1973	2	2	--	--	--	--	--	--
June 1973	--	--	--	--	--	--	--	--
US AIR FORCES IN EUROPE								
September 1972	2	2	--	--	--	--	--	--
December 1972	6	6	--	--	--	--	--	--
March 1973	2	2	--	--	--	--	--	--
June 1973	3	3	--	--	--	--	--	--
UNKNOWN								
September 1972	41	31	6	4	--	--	--	--
December 1972	55	39	13	3	--	--	--	--
March 1973	46	32	14	--	--	--	--	--
June 1973	--	--	--	--	--	--	--	--

UNCLASSIFIED

## UNCLASSIFIED

TABLE 50 - USAF MILITARY PERSONNEL BY TYPE, BY PERSONNEL IDENTITY, BY COMMAND  
WORLD-WIDE, AT END OF QUARTER - FY 1973 (CONTINUED)

END OF QUARTER	TOTAL	OFFICERS			WARRANT OFFICERS	AIRMEN		ACADEMY CADETS
		Male	Female			Male	Female	
			WAF	NURSES AND OTHER MEDICAL				
OVERSEA (PERMANENT PARTY)								
AIR INTELLIGENCE SERVICE								
September 1972	--	--	--	--	--	--	--	--
December 1972	68	32	--	--	--	36	--	--
March 1973	75	27	--	--	--	48	--	--
June 1973	76	29	--	--	--	47	--	--
AEROSPACE DEFENSE COMMAND								
September 1972	2,872	400	6	4	--	2,461	1	--
December 1972	2,809	376	6	4	--	2,420	3	--
March 1973	2,762	374	8	4	--	2,361	15	--
June 1973	2,766	379	8	5	--	2,347	27	--
AIR FORCE COMMUNICATIONS SERVICE								
September 1972	19,593	984	9	--	7	18,387	206	--
December 1972	19,632	958	10	--	7	18,436	221	--
March 1973	18,910	940	8	--	7	17,730	225	--
June 1973	18,057	895	7	--	6	16,892	257	--
AIR FORCE LOGISTICS COMMAND								
September 1972	130	61	--	--	--	69	--	--
December 1972	131	61	--	--	--	70	--	--
March 1973	111	53	--	--	--	58	--	--
June 1973	107	51	--	--	--	56	--	--
AIR FORCE SYSTEMS COMMAND								
September 1972	594	183	--	--	--	406	5	--
December 1972	579	174	--	--	--	399	6	--
March 1973	585	171	--	--	--	409	5	--
June 1973	577	161	--	--	--	412	4	--
AIR TRAINING COMMAND								
September 1972	354	23	--	--	--	330	1	--
December 1972	345	25	--	--	--	319	1	--
March 1973	338	20	--	--	--	317	1	--
June 1973	329	23	--	--	--	305	1	--

UNCLASSIFIED

## UNCLASSIFIED

TABLE 50 - USAF MILITARY PERSONNEL BY TYPE, BY PERSONNEL IDENTITY, BY COMMAND  
WORLD-WIDE, AT END OF QUARTER - FY 1973 (CONTINUED)

END OF QUARTERS	TOTAL	OFFICERS			WARRANT OFFICERS	AIRMEN		ACADEMY CADETS
		Male	Female			Male	Female	
			WAF	Nurses And Other Medical				
OVERSEA (PERMANENT PARTY) (Continued)								
AIR UNIVERSITY								
September 1972	20	12	--	--	--	8	--	--
December 1972	20	11	--	--	--	9	--	--
March 1973	21	11	--	--	--	10	--	--
June 1973	22	11	--	--	--	11	--	--
ALASKAN AIR COMMAND								
September 1972	9,131	899	9	74	2	8,009	138	--
December 1972	9,148	918	9	69	2	8,010	140	--
March 1973	9,189	929	9	70	2	8,033	146	--
June 1973	9,035	907	9	72	2	7,879	166	--
HEADQUARTERS COMMAND, USAF								
September 1972	8,315	2,478	12	2	1	5,803	19	--
December 1972	8,168	2,539	12	2	2	5,594	19	--
March 1973	7,445	2,339	12	2	2	5,070	20	--
June 1973	7,393	2,312	15	3	1	5,038	24	--
MILITARY AIRLIFT COMMAND								
September 1972	12,282	1,781	32	61	3	10,307	98	--
December 1972	11,630	1,709	38	52	2	9,732	97	--
March 1973	11,242	1,647	36	47	2	9,402	108	--
June 1973	10,526	1,517	38	24	2	8,846	99	--
AIR FORCE OFFICE OF SPECIAL INVESTIGATION								
September 1972	631	207	3	--	--	418	3	--
December 1972	614	203	3	--	--	405	3	--
March 1973	586	198	3	--	--	382	3	--
June 1973	546	187	3	--	--	353	3	--
STRATEGIC AIR COMMAND								
September 1972	9,173	1,075	15	11	1	8,049	22	--
December 1972	9,305	1,059	16	12	1	8,195	22	--
March 1973	9,302	1,055	15	11	1	8,195	25	--
June 1973	8,956	1,044	14	11	--	7,868	19	--

UNCLASSIFIED

## UNCLASSIFIED

TABLE 50 -- USAF MILITARY PERSONNEL BY TYPE, BY PERSONNEL IDENTITY, BY COMMAND  
WORLD-WIDE, AT END OF QUARTER - FY 1973 (CONTINUED)

END OF QUARTERS	TOTAL	OFFICERS			WARRANT OFFICERS	AIRMEN		ACADEMY CADETS
		Male	Female			Male	Female	
			WAF	Nurses And Other Medical				
OVERSEA (PERMANENT PARTY) (Continued)								
TACTICAL AIR COMMAND								
September 1972	102	45	--	--	--	57	--	--
December 1972	109	39	--	--	--	70	--	--
March 1973	89	34	--	--	--	55	--	--
June 1973	74	33	--	--	--	41	--	--
US AIR FORCES IN EUROPE								
September 1972	47,316	5,827	71	335	3	40,446	634	--
December 1972	47,199	5,839	73	310	3	40,314	660	--
March 1973	47,733	5,914	76	310	2	40,692	739	--
June 1973	47,029	5,814	81	310	2	40,020	802	--
USAF SECURITY SERVICE								
September 1972	12,926	484	6	--	--	12,147	289	--
December 1972	12,389	464	5	--	--	11,629	291	--
March 1973	12,353	466	3	--	--	11,592	292	--
June 1973	12,062	457	3	--	--	11,312	290	--
USAF SOUTHERN COMMAND								
September 1972	1,777	289	3	2	1	1,479	3	--
December 1972	1,743	292	2	1	1	1,443	4	--
March 1973	1,664	239	2	1	1	1,414	7	--
June 1973	1,633	220	5	1	1	1,398	8	--
AIR FORCE RESERVE								
September 1972	2	1	--	--	--	1	--	--
December 1972	1	1	--	--	--	--	--	--
March 1973	--	--	--	--	--	--	--	--
June 1973	2	1	--	--	--	1	--	--
PACIFIC AIR FORCES								
September 1972	61,585	7,699	127	292	4	52,818	645	--
December 1972	58,732	7,189	125	268	4	50,488	658	--
March 1973	53,589	6,728	109	265	4	45,907	576	--
June 1973	51,523	6,331	97	251	3	44,275	566	--

UNCLASSIFIED

## UNCLASSIFIED

TABLE 50 - USAF MILITARY PERSONNEL BY TYPE, BY PERSONNEL IDENTITY, BY COMMAND  
WORLD-WIDE, AT END OF QUARTER - FY 1973 (CONTINUED)

END OF QUARTERS	TOTAL	OFFICERS			WARRANT OFFICERS	AIRMEN		ACADEMY CADETS
		Male	Female			Male	Female	
			WAF	Nurses And Other Medical				
OVERSEA (PERMANENT PARTY) (Continued)								
HEADQUARTERS USAF								
September 1972	128	127	--	--	1	--	--	--
December 1972	54	44	--	--	--	10	--	--
March 1973	44	36	--	--	--	8	--	--
June 1973	46	39	--	--	--	7	--	--
USAF ACADEMY								
September 1972	2	2	--	--	--	--	--	--
December 1972	2	2	--	--	--	--	--	--
March 1973	1	1	--	--	--	--	--	--
June 1973	1	1	--	--	--	--	--	--
AIR FORCE AUDIT AGENCY								
September 1972	160	113	--	--	--	47	--	--
December 1972	161	113	--	--	--	48	--	--
March 1973	161	113	--	--	--	48	--	--
June 1973	147	105	--	--	--	42	--	--
AIR FORCE DATA AUTOMATION AGENCY								
September 1972	1	1	--	--	--	--	--	--
December 1972	1	1	--	--	--	--	--	--
March 1973	1	1	--	--	--	--	--	--
June 1973	1	1	--	--	--	--	--	--
AIR FORCE MILITARY PERSONNEL CENTER								
September 1972	--	--	--	--	--	--	--	--
December 1972	--	--	--	--	--	--	--	--
March 1973	--	--	--	--	--	--	--	--
June 1973	6	--	--	--	--	6	--	--

OPR: SYSTEMS MANAGEMENT DIVISION, RANDOLPH AIR FORCE BASE, TEXAS  
SOURCE: PMC-P264

UNCLASSIFIED

## UNCLASSIFIED

TABLE 51 - USAF MILITARY PERSONNEL BY GRADE IN WHICH SERVING, BY COMPONENT, WORLD-WIDE, AT END OF QUARTER - FY 1973

GRADE IN WHICH SERVING	TOTAL	REGULAR AIR FORCE	AIR FORCE RESERVE	AIR NATIONAL GUARD	US AIR FORCE
30 September 1972					
WORLD-WIDE - TOTAL (Incl USAFA Cadets) . . .	713,718	652,904	56,529	222	4,063
USAFA CADET - TOTAL . . . . .	4,029	-	-	-	4,029
WORLD-WIDE - TOTAL (Excl USAFA Cadets) . . .	709,689	652,904	56,529	222	34
<u>Commissioned and Warrant Officer -</u>					
<u>Total</u> . . . . .	119,759	63,512	56,063	150	34
<u>Commissioned Officer - Total</u> . . . . .	119,561	63,315	56,062	150	34
<u>General Officer - Total</u> . . . . .	420	414	4	2	-
General . . . . .	13	13	-	-	-
Lieutenant General . . . . .	40	40	-	-	-
Major General . . . . .	156	153	2	1	-
Brigadier General . . . . .	211	208	2	1	-
Colonel . . . . .	5,651	5,516	85	46	4
Lieutenant Colonel . . . . .	15,037	13,294	1,707	33	3
Major . . . . .	22,984	17,817	5,109	34	24
Captain . . . . .	48,484	23,648	24,799	34	3
First Lieutenant . . . . .	13,464	1,108	12,355	1	-
Second Lieutenant . . . . .	13,521	1,518	12,003	-	-
<u>Warrant Officer - Total</u> . . . . .	198	197	1	-	-
Chief Warrant Officer, W-4 . . . . .	198	197	1	-	-
<u>Airman - Total</u> . . . . .	589,930	589,392	466	72	-
Chief Master Sergeant . . . . .	5,854	5,854	-	-	-
Senior Master Sergeant . . . . .	11,941	11,938	1	2	-
Master Sergeant . . . . .	43,511	43,478	29	4	-
Technical Sergeant . . . . .	80,295	80,251	38	6	-
Staff Sergeant . . . . .	135,168	135,131	35	2	-
Sergeant . . . . .	153,796	153,754	35	7	-
Airman 1st Class . . . . .	93,328	93,191	100	37	-
Airman . . . . .	40,544	40,500	33	11	-
Airman Basic . . . . .	25,493	25,295	195	3	-
31 December 1972					
WORLD-WIDE - TOTAL (Incl USAFA Cadets) . . .	707,032	647,219	55,632	212	3,969
USAFA CADET - TOTAL . . . . .	3,932	-	-	-	3,932
WORLD-WIDE - TOTAL (Excl USAFA Cadets) . . .	703,100	647,219	55,632	212	37
<u>Commissioned and Warrant Officer -</u>					
<u>Total</u> . . . . .	118,708	63,330	55,194	148	36
<u>Commissioned Officer - Total</u> . . . . .	118,532	63,155	55,193	148	36
<u>General Officer - Total</u> . . . . .	421	415	4	2	-
General . . . . .	14	14	-	-	-
Lieutenant General . . . . .	40	40	-	-	-
Major General . . . . .	154	151	2	1	-
Brigadier General . . . . .	213	210	2	1	-

UNCLASSIFIED



## UNCLASSIFIED

TABLE 51 - USAF MILITARY PERSONNEL BY GRADE IN WHICH SERVING, BY COMPONENT, WORLD-WIDE, AT END OF QUARTER - FY 1973 (CONTINUED)

GRADE IN WHICH SERVING	TOTAL	REGULAR AIR FORCE	AIR FORCE RESERVE	AIR NATIONAL GUARD	US AIR FORCE
31 December 1972					
<u>Commissioned and Warrant Officers</u> (Cont'd)					
<u>Commissioned Officer (Cont'd)</u>					
Colonel . . . . .	6,131	5,996	81	49	5
Lieutenant Colonel . . . . .	14,382	12,738	1,613	28	3
Major . . . . .	22,598	17,609	4,928	33	28
Captain . . . . .	48,942	23,915	24,992	35	-
First Lieutenant . . . . .	13,201	1,677	11,523	1	-
Second Lieutenant . . . . .	12,857	805	12,052	-	-
<u>Warrant Officer - Total</u> . . . . .	<u>176</u>	<u>175</u>	<u>1</u>	-	-
Chief Warrant Officer, W-4 . . . . .	176	175	1	-	-
<u>Airman - Total</u> . . . . .	<u>584,392</u>	<u>583,889</u>	<u>438</u>	<u>64</u>	<u>1</u>
Chief Master Sergeant . . . . .	6,054	6,053	-	-	1
Senior Master Sergeant . . . . .	11,946	11,943	1	2	-
Master Sergeant . . . . .	43,330	43,299	28	3	-
Technical Sergeant . . . . .	79,894	79,849	40	5	-
Staff Sergeant . . . . .	135,176	135,137	37	2	-
Sergeant . . . . .	147,993	147,946	40	7	-
Airman First Class . . . . .	88,655	88,531	97	27	-
Airman . . . . .	41,318	41,117	188	13	-
Airman Basic . . . . .	30,026	30,014	7	5	-
31 March 1973					
<u>WORLD-WIDE - TOTAL (Incl USAFA Cadets)</u> . . . . .	<u>696,133</u>	<u>636,813</u>	<u>55,300</u>	<u>208</u>	<u>3,812</u>
<u>USAFA CADET - TOTAL</u> . . . . .	<u>3,773</u>	-	-	-	<u>3,773</u>
<u>WORLD-WIDE - TOTAL (Excl USAFA Cadets)</u> . . . . .	<u>692,360</u>	<u>636,813</u>	<u>55,300</u>	<u>208</u>	<u>39</u>
<u>Commissioned and Warrant Officer - Total</u> . . . . .	<u>117,517</u>	<u>62,460</u>	<u>54,872</u>	<u>147</u>	<u>38</u>
<u>Commissioned Officer - Total</u> . . . . .	<u>117,373</u>	<u>62,317</u>	<u>54,871</u>	<u>147</u>	<u>38</u>
<u>General Officer - Total</u> . . . . .	<u>404</u>	<u>399</u>	<u>3</u>	<u>2</u>	-
General . . . . .	13	13	-	-	-
Lieutenant General . . . . .	38	38	-	-	-
Major General . . . . .	133	131	1	1	-
Brigadier General . . . . .	220	217	2	1	-
Colonel . . . . .	6,120	5,989	76	50	5
Lieutenant Colonel . . . . .	14,353	12,865	1,459	26	3
Major . . . . .	22,050	17,288	4,698	35	29
Captain . . . . .	48,146	23,377	24,736	32	1
First Lieutenant . . . . .	15,491	1,609	13,881	1	-
Second Lieutenant . . . . .	10,809	790	10,018	1	-
<u>Warrant Officer - Total</u> . . . . .	<u>144</u>	<u>143</u>	<u>1</u>	-	-
Chief Warrant Officer, W-4 . . . . .	144	143	1	-	-

UNCLASSIFIED

## UNCLASSIFIED

TABLE 51 - USAF MILITARY PERSONNEL BY GRADE IN WHICH SERVING, BY COMPONENT,  
WORLD-WIDE, AT END OF QUARTER - FY 1973 (CONTINUED)

GRADE IN WHICH SERVING	TOTAL	REGULAR AIR FORCE	AIR FORCE RESERVE	AIR NATIONAL GUARD	US AIR FORCE
31 March 1973					
Airman - Total . . . . .	<u>574,843</u>	<u>574,353</u>	<u>428</u>	<u>61</u>	<u>1</u>
Chief Master Sergeant . . . . .	5,786	5,784	1	-	1
Senior Master Sergeant . . . . .	11,479	11,477	-	2	-
Master Sergeant . . . . .	41,933	41,904	27	2	-
Technical Sergeant . . . . .	78,051	78,004	43	4	-
Staff Sergeant . . . . .	129,778	129,735	41	2	-
Sergeant . . . . .	141,563	141,521	35	7	-
Airman First Class . . . . .	94,514	94,363	124	27	-
Airman . . . . .	47,052	46,890	147	15	-
Airman Basic . . . . .	24,687	24,675	10	2	-
30 June 1973					
WORLD-WIDE - TOTAL (Incl USAFA Cadets) . .	<u>691,194</u>	<u>632,900</u>	<u>53,678</u>	<u>222</u>	<u>4,394</u>
USAFA CADET - TOTAL . . . . .	<u>4,356</u>	-	-	-	<u>4,356</u>
WORLD-WIDE - TOTAL (Excl USAFA Cadets). . . . .	<u>686,838</u>	<u>632,900</u>	<u>53,678</u>	<u>222</u>	<u>38</u>
Commissioned and Warrant Officer - Total . . . . .	<u>115,048</u>	<u>61,626</u>	<u>53,239</u>	<u>146</u>	<u>37</u>
Commissioned Officer - Total . . . . .	<u>114,934</u>	<u>61,513</u>	<u>53,238</u>	<u>146</u>	<u>37</u>
General Officer - Total . . . . .	411	406	3	2	-
General . . . . .	14	14	-	-	-
Lieutenant General . . . . .	38	38	-	-	-
Major General . . . . .	152	149	1	2	-
Brigadier General . . . . .	207	205	2	-	-
Colonel . . . . .	6,132	6,002	77	47	6
Lieutenant Colonel . . . . .	14,424	13,120	1,274	28	2
Major . . . . .	22,346	17,331	4,948	38	29
Captain . . . . .	44,734	21,420	23,285	29	-
First Lieutenant . . . . .	16,084	1,594	14,489	1	-
Second Lieutenant . . . . .	10,803	1,640	9,162	1	-
Warrant Officer - Total . . . . .	114	113	1	-	-
Chief Warrant Officer, W-4 . . . . .	114	113	1	-	-
Airmen - Total . . . . .	<u>571,790</u>	<u>571,274</u>	<u>439</u>	<u>76</u>	<u>1</u>
Chief Master Sergeant . . . . .	5,566	5,565	-	-	1
Senior Master Sergeant . . . . .	11,149	11,147	-	2	-
Master Sergeant . . . . .	40,712	40,680	29	3	-
Technical Sergeant . . . . .	75,831	75,783	44	4	-
Staff Sergeant . . . . .	127,361	127,321	39	1	-
Sergeant . . . . .	143,804	143,746	49	9	-
Airman First Class . . . . .	88,634	88,472	134	28	-
Airman . . . . .	53,215	53,060	131	24	-
Airman Basic . . . . .	25,518	25,500	13	5	-

OPR: Systems Management Division, Randolph Air Force Base, Texas.  
SOURCE: Uniform Officer Record

UNCLASSIFIED

## UNCLASSIFIED

TABLE 52 - USAF REGULAR COMMISSIONED OFFICER BY GRADE IN WHICH SERVING,  
BY CONTROL BRANCH, WORLD-WIDE - FY 1973

CONTROL BRANCH BY DATE	TOTAL	GEN	COL	LT COL	MAJ	CAPT	1ST LT	2ND LT
<u>31 December 1972 - TOTAL .</u>	<u>118,532</u>	<u>421</u>	<u>6,131</u>	<u>14,382</u>	<u>22,598</u>	<u>48,955</u>	<u>13,189</u>	<u>12,856</u>
Line. . . . .	103,936	397	5,250	12,959	18,806	42,522	11,940	12,062
Chaplain. . . . .	1,049	1	142	231	387	288	-	-
Dental. . . . .	1,672	1	165	247	279	980	-	-
Judge Advocate. . . . .	11,57	7	106	116	204	723	-	1
Medical Professional. . . . .	3,813	14	306	353	1,615	1,525	-	-
Nurse . . . . .	3,877	1	45	218	802	1,492	890	429
Medical Service . . . . .	1,525	-	66	126	222	587	243	281
Veterinary. . . . .	360	-	30	63	59	208	-	-
Biomedical Sciences . . . . .	1,143	-	21	69	224	630	116	83
<u>30 June 1973 - TOTAL . . . .</u>	<u>114,934</u>	<u>411</u>	<u>6,132</u>	<u>14,424</u>	<u>22,346</u>	<u>44,739</u>	<u>16,082</u>	<u>10,800</u>
Line. . . . .	100,665	382	5,188	12,844	18,492	38,885	14,636	10,238
Chaplain. . . . .	1,010	2	146	245	348	269	-	-
Dental. . . . .	1,629	1	186	347	182	913	-	-
Judge Advocate. . . . .	1,222	9	100	123	188	769	5	28
Medical Professional. . . . .	3,710	16	346	355	1,827	1,166	-	-
Nurse . . . . .	3,785	1	51	245	798	1,426	970	294
Medical Service . . . . .	1,439	-	59	129	229	525	312	185
Veterinary. . . . .	343	-	33	57	68	185	-	-
Biomedical Sciences . . . . .	1,131	-	23	79	214	601	159	55

OPR: Systems Management Division, Randolph Air Force Base, Texas.  
SOURCE: Uniform Officer Record

UNCLASSIFIED

## UNCLASSIFIED

TABLE 53 - USAF FEMALE PERSONNEL BY TYPE, BY GRADE IN WHICH SERVING WORLD-WIDE  
30 JUNE 1973

TYPE OF PERSONNEL BY GRADE	TOTAL	WOMEN IN THE AIR FORCE	AIR FORCE NURSE CORPS	OTHER MEDICAL
<u>TOTAL</u> . . . . .	<u>19,750</u>	<u>16,264</u>	<u>3,304</u>	<u>182</u>
<u>Officer - Total</u> . . . . .	<u>4,727</u>	<u>1,241</u>	<u>3,304</u>	<u>182</u>
General . . . . .	2	1	1	-
Colonel . . . . .	67	12	50	5
Lieutenant Colonel . . . . .	258	31	213	14
Major . . . . .	798	84	685	29
Captain . . . . .	1,774	446	1,245	83
First Lieutenant . . . . .	1,251	351	869	31
Second Lieutenant . . . . .	577	316	241	20
<u>Airman - Total</u> . . . . .	<u>15,023</u>	<u>15,023</u>	-	-
Chief Master Sergeant . . . . .	9	9	-	-
Senior Master Sergeant . . . . .	31	31	-	-
Master Sergeant . . . . .	108	108	-	-
Technical Sergeant . . . . .	190	190	-	-
Staff Sergeant . . . . .	1,001	1,001	-	-
Sergeant . . . . .	4,304	4,304	-	-
Airman 1st Class . . . . .	3,961	3,961	-	-
Airman . . . . .	2,877	2,877	-	-
Airman Basic . . . . .	2,542	2,542	-	-

OPR: Systems Management Division, Randolph Air Force Base, Texas.  
SOURCE: Uniform Officer Record/Uniform Airman Record

UNCLASSIFIED

## UNCLASSIFIED

TABLE 54 - USAF OFFICERS BY AERONAUTICAL RATING, ON FLYING STATUS, BY GRADE  
IN WHICH SERVING, WORLD-WIDE, AT END OF QUARTER - FY 1973

AERONAUTICAL RATING AND GRADE	30 SEPTEMBER 1972	31 DECEMBER 1972	31 MARCH 1973	30 JUNE 1973
<u>a/ PILOT - TOTAL . . . . .</u>	<u>38,642</u>	<u>38,418</u>	<u>37,889</u>	<u>36,865</u>
General. . . . .	349	349	338	334
Colonel. . . . .	3,233	3,436	3,418	3,360
Lieutenant Colonel. . . . .	7,264	6,918	6,805	6,730
Major. . . . .	7,695	7,433	7,104	6,733
Captain. . . . .	13,608	13,711	13,399	12,665
First Lieutenant. . . . .	4,856	5,121	5,880	6,167
Second Lieutenant. . . . .	1,637	1,450	945	876
Warrant Officer. . . . .	-	-	-	-
<u>a/ NAVIGATOR/OBSERVER - TOTAL. . . . .</u>	<u>14,534</u>	<u>14,473</u>	<u>14,503</u>	<u>14,315</u>
General. . . . .	6	6	6	8
Colonel. . . . .	429	506	511	571
Lieutenant Colonel. . . . .	2,601	2,444	2,467	2,472
Major. . . . .	4,845	4,772	4,600	4,481
Captain. . . . .	4,569	4,517	4,460	4,112
First Lieutenant. . . . .	1,455	1,560	1,895	2,124
Second Lieutenant. . . . .	629	668	564	547
Warrant Officer. . . . .	-	-	-	-
<u>a/ FLIGHT SURGEON - TOTAL. . . . .</u>	<u>578</u>	<u>654</u>	<u>703</u>	<u>574</u>
General. . . . .	14	12	9	13
Colonel. . . . .	249	250	257	237
Lieutenant Colonel. . . . .	198	197	186	135
Major. . . . .	94	97	94	100
Captain. . . . .	23	98	157	89
First Lieutenant. . . . .	-	-	-	-
Second Lieutenant. . . . .	-	-	-	-
Warrant Officer. . . . .	-	-	-	-

a/ Rated officers in flying status 1, 3, and 6.

- OPR: Systems Management Division, Randolph Air Force Base, Texas.  
SOURCE: Uniform Officer Record

UNCLASSIFIED

## UNCLASSIFIED

TABLE 55 - USAF OFFICERS BY AERONAUTICAL STATUS, WORLD-WIDE, AT END OF QUARTER - FY 1973

RATING AND DESIGNATION	31 Dec 72	30 Jun 73
<u>TOTAL</u> . . . . .	<u>55,976</u>	<u>52,757</u>
<u>a/ RATED - TOTAL</u> . . . . .	<u>53,542</u>	<u>51,753</u>
<u>Pilot - Total</u> . . . . .	38,418	36,865
Command . . . . .	12,384	11,570
Senior . . . . .	6,737	6,373
Pilot . . . . .	19,297	18,922
<u>Navigator - Total</u> . . . . .	14,324	14,195
Master . . . . .	3,859	3,699
Senior . . . . .	5,003	4,752
Navigator . . . . .	5,462	5,744
<u>Aircraft Observer - Total</u> . . . . .	149	120
Master . . . . .	126	109
Senior . . . . .	20	9
Aircraft Observer . . . . .	3	2
<u>Flight Surgeon - Total</u> . . . . .	654	574
Chief . . . . .	73	62
Senior . . . . .	101	93
Flight Surgeon . . . . .	480	419
<u>b/ SUPPORT - TOTAL</u> . . . . .	<u>2,434</u>	<u>1,004</u>
<u>Aeronautical Designation - Total</u> . . . . .	446	363
Flight Medical Officer . . . . .	233	165
Flight Nurse . . . . .	213	198
<u>Other - Total</u> . . . . .	1,988	641

a/ Rated Officers in Flying Status 1, 3, and 6.

b/ Support Officers in Flying Status 1, 3, 6, 7, and 8.

OPR: Systems Management Division, Randolph Air Force Base, Texas.

SOURCE: Uniform Officer Record

UNCLASSIFIED

## UNCLASSIFIED

TABLE 56 - USAF OFFICERS BY AERONAUTICAL RATING ON FLYING STATUS, BY COMMAND, WORLD-WIDE - 30 JUNE 1973

COMMAND	TOTAL	PILOTS <sup>a/</sup>	NAVIGATORS & a/OBSERVERS	b/ OTHER
TOTAL . . . . .	51,754	36,865	14,315	574
PERMANENT PARTY - TOTAL . . . . .	48,193	34,564	13,085	544
Continental US - Total . . . . .	38,581	28,036	10,134	411
Air Intelligence Service . . . . .	27	10	17	-
Aerospace Defense Command . . . . .	1,445	1,184	248	13
Air Force Accounting and Finance Center . . . . .	9	6	3	-
Air Force Audit Agency . . . . .	15	13	2	-
Air Force Inspection and Safety Center . . . . .	102	77	21	4
Air Force Communications Service . . . . .	312	266	43	3
Air Force Logistics Command . . . . .	758	559	178	21
Air Force Military Personnel Center . . . . .	90	60	21	9
Air Force Office of Special Investigation . . . . .	3	2	1	-
Air Force Systems Command . . . . .	2,286	1,669	543	74
Air Training Command . . . . .	5,062	4,411	599	52
Air University . . . . .	658	522	133	3
Air Force Reserve . . . . .	64	57	6	1
Air Reserve Personnel Center . . . . .	13	11	2	-
Air Force Data Automation Agency . . . . .	26	7	19	-
Headquarters Command USAF . . . . .	1,008	805	185	18
Headquarters US Air Force . . . . .	1,553	1,155	370	28
Military Airlift Command . . . . .	5,308	4,103	461	44
Strategic Air Command . . . . .	12,104	7,276	4,744	84
Tactical Air Command . . . . .	7,267	5,500	1,716	51
United States Air Force Academy . . . . .	373	287	83	3
USAF Security Service . . . . .	96	54	39	3
Alaskan Air Command . . . . .	-	-	-	-
Pacific Air Forces . . . . .	1	1	-	-
United States Air Forces in Europe . . . . .	1	1	-	-
USAF Southern Command . . . . .	-	-	-	-
Oversea - Total . . . . .	9,612	6,528	2,951	133
Air Intelligence Service . . . . .	2	1	1	-
Aerospace Defense Command . . . . .	55	43	12	-
Air Force Accounting and Finance Center . . . . .	-	-	-	-
Air Force Audit Agency . . . . .	3	1	2	-
Air Force Inspection and Safety Center . . . . .	-	-	-	-
Air Force Communications Service . . . . .	82	61	21	-
Air Force Logistics Command . . . . .	20	18	2	-
Air Force Office of Special Investigation . . . . .	1	1	-	-
Air Force Systems Command . . . . .	88	62	26	-
Air Training Command . . . . .	7	7	-	-
Air University . . . . .	6	4	2	-
Air Force Reserve . . . . .	1	1	-	-
Air Reserve Personnel Center . . . . .	-	-	-	-
Air Force Data Automation Agency . . . . .	-	-	-	-
Headquarters Command, USAF . . . . .	1,074	862	208	4
Headquarters US Air Force . . . . .	13	13	-	-

UNCLASSIFIED

UNCLASSIFIED

TABLE 56 - USAF OFFICERS BY AERONAUTICAL RATING ON FLYING STATUS, BY COMMAND, WORLD-WIDE - 30 JUNE 1973 (CONTINUED)

COMMAND	TOTAL	PILOTS <sup>a/</sup>	NAVIGATORS & <sup>a/</sup> OBSERVERS	<sup>b/</sup> OTHER
Military Airlift Command . . . . .	773	636	132	5
Strategic Air Command . . . . .	701	377	320	4
Tactical Air Command . . . . .	28	22	6	-
United States Air Force Academy . . . . .	-	-	-	-
USAF Security Service . . . . .	19	10	9	-
Alaskan Air Command . . . . .	373	266	89	18
Pacific Air Forces . . . . .	3,501	2,293	1,168	40
United States Air Forces in Europe . . . . .	2,767	1,769	938	60
USAF Southern Command . . . . .	98	81	15	2
Unknown . . . . .	-	-	-	-
<u>Pipeline - Total</u> . . . . .	<u>3,561</u>	<u>2,301</u>	<u>1,230</u>	<u>30</u>

a/ Rated officers in flying status 1, 3, and 6.

b/ Includes flight surgeons in flying status 1, 3, and 6, and all support officers in flying status 1, 3, 6, 7, and 8.

OPR: Systems Management Division, Randolph Air Force Base, Texas.  
 SOURCE: Uniform Officer Record



## UNCLASSIFIED

TABLE 57 - USAF OFFICERS ON FLYING STATUS BY AERONAUTICAL RATING, BY AGE, WORLD-WIDE - SEMIANNUALLY - 31 DECEMBER 1972 AND 30 JUNE 1973

AGE GROUP	31 December 1972				30 June 1973			
	TOTAL	a/ PILOT	Navigators & Observers	Flight Surgeons	TOTAL	a/ PILOT	Navigators & Observers	Flight Surgeons
<u>TOTAL</u> . . . . .	<u>53,543</u>	<u>38,418</u>	<u>14,473</u>	<u>654</u>	<u>51,754</u>	<u>36,865</u>	<u>14,315</u>	<u>574</u>
20 thru 24 - TOTAL . .	2,905	2,155	750	-	4,316	3,117	1,198	1
25 thru 29 - TOTAL . .	16,834	13,166	3,575	93	16,097	12,377	3,614	106
30 thru 34 - TOTAL . .	8,762	5,755	2,919	88	8,520	5,571	2,862	87
35 thru 39 - TOTAL . .	9,808	5,824	3,846	138	9,482	5,656	3,718	108
40 thru 44 - TOTAL . .	9,250	6,664	2,423	163	8,423	6,155	2,137	131
45 thru 49 - TOTAL . .	3,259	2,635	546	78	2,861	2,321	469	71
50 thru 54 - TOTAL . .	2,436	2,005	361	70	1,858	1,527	274	57
55 thru 59 - TOTAL . .	290	214	53	23	197	141	43	13
60 and Older - TOTAL .	1	-	-	1	-	-	-	-

a/ Rated Officers in flying status 1, 3, and 6.

OPR: Systems Management Division, Randolph Air Force Base, Texas.  
SOURCE: Uniform Officer Record

UNCLASSIFIED

## UNCLASSIFIED

TABLE 58 — ASSIGNED USAF OFFICERS BY OCCUPATIONAL FIELD BASED ON DUTY SPECIALTY,  
WORLD - WIDE — 30 JUNE 1973

OCCUPATIONAL FIELD	ASSIGNED		
	TOTAL	PERMANENT PARTY	PIPELINE STUDENTS
TOTAL . . . . .	115,048	103,346	11,702
Commander & Director Specialties . . . . .	3,451	3,387	64
Pilot & Navigator Observe. . . . .	38,637	36,848	1,789
Aircraft Control . . . . .	566	555	11
Weapons Director . . . . .	1,715	1,706	9
Missile Operations . . . . .	3,630	3,607	23
Safety . . . . .	-	-	-
Space Systems . . . . .	582	579	3
Special Operations . . . . .	45	42	3
Audio-Visual . . . . .	119	119	-
Weather. . . . .	1,680	1,532	148
Scientific . . . . .	1,437	1,196	241
Research & Development Management. . . . .	563	550	13
Development Engineering. . . . .	5,182	4,598	584
System Program Management. . . . .	1,197	1,057	140
Communications-Electronics . . . . .	3,895	3,461	434
Missile Maintenance. . . . .	512	510	2
Aircraft Maintenance/Avionics. . . . .	3,730	3,576	154
Munitions. . . . .	945	912	33
Civil Engineering. . . . .	2,102	1,956	146
Cartography. . . . .	121	117	4
Transportation . . . . .	1,044	1,024	20
Supply Services. . . . .	427	425	2
Fuels Management . . . . .	185	182	3
Supply Management. . . . .	1,812	1,764	48
Procurement Management . . . . .	1,563	1,445	118
Logistics Plans and Programs . . . . .	831	784	47
Financial. . . . .	1,320	1,291	29
Computer Technology. . . . .	1,926	1,834	92
Management Analysis. . . . .	303	293	10
Administration . . . . .	2,898	2,853	45
Personnel. . . . .	2,778	2,707	71
Manpower Management. . . . .	675	660	15
Education & Training . . . . .	787	749	38
Information. . . . .	737	698	39
Intelligence . . . . .	3,167	2,905	262
Security Police. . . . .	747	736	11
Special Investigations . . . . .	672	646	26
Band . . . . .	35	35	-
Legal. . . . .	1,266	1,232	34
Chaplain . . . . .	1,008	992	16
Medical. . . . .	11,595	10,821	774
Special Duty . . . . .	1,966	1,836	130
Reporting Identifiers. . . . .	6,711	685	6,026
International Politico Military Affairs. . . . .	134	112	22
Open Mess Management . . . . .	146	145	1
Disaster Preparedness. . . . .	127	127	-
Other . . . . .	79	57	22

OPR: Systems Management Division, Randolph Air Force Base, Texas.  
SOURCE: Uniform Officer Record

UNCLASSIFIED

TABLE 59 - AUTHORIZED AND ASSIGNED PERMANENT PARTY AIRMEN BY CONTROL AF SPECIALTY WITHIN CAREER FIELD, BY SKILL LEVEL, WORLD-WIDE - SEMIANNUALLY - 31 DEC 72 AND 30 JUNE 1973

DATE, CATEGORY, AND CAREER FIELD	TOTAL		SKILL LEVEL STATUS									
			Unskilled (1)		Semi-Skilled (3)		Skilled (5)		Advanced (7)		Superintendent (9)	
	Author-ized	As-signed	Author-ized	As-signed	Author-ized	As-signed	Author-ized	As-signed	Author-ized	As-signed	Author-ized	As-signed
<u>31 DECEMBER 1972 - TOTAL</u> . . . . .	<u>521,971</u>	<u>536,162</u>	<u>7,575</u>	<u>8,573</u>	<u>104,972</u>	<u>86,647</u>	<u>270,072</u>	<u>308,620</u>	<u>118,181</u>	<u>113,533</u>	<u>21,171</u>	<u>18,789</u>
<u>HIGHLY TECHNICAL - TOTAL</u> . . . . .	<u>248,498</u>	<u>254,391</u>	<u>7,575</u>	<u>8,560</u>	<u>39,817</u>	<u>35,930</u>	<u>124,602</u>	<u>134,665</u>	<u>64,501</u>	<u>63,636</u>	<u>12,003</u>	<u>11,600</u>
First Sergeant . . . . .	1,988	1,916	-	-	-	-	-	-	2	162	1,986	1,754
Intelligence . . . . .	12,777	13,519	-	-	3,743	3,818	5,769	6,460	2,795	2,815	470	426
Weather . . . . .	3,680	3,885	-	-	715	545	1,662	2,098	1,108	1,029	195	213
Aerospace Control Systems Operations . . . . .	17,480	18,121	-	-	1,548	1,987	9,058	9,618	6,059	5,727	815	789
Communications Operations . . . . .	15,578	16,086	-	1	2,960	2,621	8,943	9,247	3,104	3,643	571	574
Communications-Electronics Systems . . . . .	29,603	29,767	-	1	3,021	4,714	17,007	15,777	8,329	8,033	1,246	1,242
Missile Electronic Maintenance . . . . .	6,403	6,211	-	1	813	978	3,136	3,113	2,100	1,743	354	376
Avionics Systems . . . . .	29,859	29,028	-	-	4,618	3,580	15,833	15,808	8,281	8,384	1,127	1,256
Training Devices . . . . .	2,535	2,756	-	-	92	253	1,514	1,535	799	844	130	124
Aircraft Accessory Maintenance . . . . .	22,813	22,648	-	-	4,240	2,761	12,786	14,371	5,375	5,085	412	431
Aircraft Maintenance . . . . .	72,524	76,173	-	1	12,962	8,727	36,615	43,956	19,318	20,025	3,629	3,464
Missile Maintenance . . . . .	2,660	2,557	-	-	349	485	1,292	1,274	876	661	143	137
Munitions and Weapons Maintenance . . . . .	18,963	19,002	-	-	3,757	4,028	10,172	10,636	4,302	3,759	732	579
Education and Training . . . . .	4,060	4,166	-	-	999	1,433	815	772	2,053	1,726	193	235
Interim AFSCs . . . . .	7,575	8,556	7,575	8,556	-	-	-	-	-	-	-	-
<u>TECHNICAL - TOTAL</u> . . . . .	<u>116,302</u>	<u>121,055</u>	-	<u>12</u>	<u>20,179</u>	<u>23,874</u>	<u>62,264</u>	<u>67,330</u>	<u>28,740</u>	<u>25,718</u>	<u>5,119</u>	<u>4,121</u>
Photomapping . . . . .	1,932	2,262	-	-	125	305	1,266	1,361	492	535	49	61
Safety . . . . .	937	926	-	-	74	132	245	272	535	462	83	60
Wire Communications Systems . . . . .	7,062	7,097	-	-	1,180	1,082	4,390	4,470	1,323	1,368	169	177
Intricate Equipment Maintenance . . . . .	1,129	1,071	-	-	109	86	685	676	304	280	31	29
Metal Working . . . . .	8,107	8,069	-	-	1,610	1,167	4,918	5,500	1,424	1,258	155	144
Procurement . . . . .	1,517	1,369	-	-	173	232	667	617	570	449	107	71
Accounting and Finance and Auditing . . . . .	6,738	7,312	-	-	1,141	873	3,522	4,694	1,806	1,527	269	218
Data Systems . . . . .	6,670	6,896	-	-	629	632	3,182	3,678	2,411	2,244	448	342
Administrative . . . . .	36,677	41,081	-	1	5,549	10,882	22,662	22,679	7,396	6,712	1,070	807
Information . . . . .	1,473	1,654	-	1	425	590	338	575	637	433	73	55
Personnel . . . . .	13,326	13,504	-	1	1,740	2,368	4,650	5,249	5,253	4,528	1,683	1,358
Special Investigations . . . . .	610	942	-	-	112	309	-	-	435	575	63	58
Medical . . . . .	23,095	21,936	-	8	5,481	3,711	12,365	13,814	4,616	3,883	633	520
Aircrew Protection . . . . .	3,036	2,952	-	1	600	340	1,596	1,835	714	674	126	102
Dental . . . . .	3,383	3,317	-	-	1,228	1,093	1,617	1,663	470	505	68	56
Management Analysis . . . . .	610	667	-	-	3	72	161	247	354	285	92	63

CONFIDENTIAL

CONFIDENTIAL

CLASSIFIED BY: AFMPC/DPM  
 SUBJECT TO GENERAL DE-  
 CLASSIFICATION SCHEDULE  
 OF EXECUTIVE ORDER 11652  
 AUTOMATICALLY DOWNGRADED  
 AT TWO YEAR INTERVALS  
 DECLASSIFIED ON: 31 DEC 1980

TABLE 59 - AUTHORIZED AND ASSIGNED PERMANENT PARTY AIRMEN BY CONTROL AF SPECIALTY WITHIN CAREER FIELD, BY SKILL LEVEL, WORLD-WIDE - SEMIANNUALLY - 31 DEC 72 AND 30 JUNE 1973 (CONTINUED)

DATE, CATEGORY, AND CAREER FIELD	TOTAL		SKILL LEVEL STATUS									
			Unskilled (1)		Semi-Skilled (3)		Skilled (5)		Advanced (7)		Superintendent (9)	
	Author-ized	As-signed	Author-ized	As-signed	Author-ized	As-signed	Author-ized	As-signed	Author-ized	As-signed	Author-ized	As-signed
<b>SEMI-TECHNICAL - TOTAL</b> . . . . .	157,171	160,716	-	1	44,976	26,843	83,206	106,625	24,940	24,179	4,049	3,068
Audio-Visual . . . . .	3,312	3,784	-	-	557	539	2,014	2,413	678	748	63	84
Motor Vehicle Maintenance . . . . .	6,236	7,102	-	-	1,116	1,136	3,891	4,858	1,045	984	184	124
Civil Engineering Mechanical/Electrical . . . . .	12,352	12,514	-	-	2,449	2,061	7,561	8,319	2,110	1,944	232	190
Civil Engineering Structural/Pavements . . . . .	13,870	14,533	-	-	4,679	3,243	6,312	8,860	2,352	2,124	527	306
Civil Engineering Sanitation . . . . .	1,708	1,761	-	-	570	224	861	1,273	241	240	36	24
Fire Protection . . . . .	8,129	7,577	-	1	2,770	1,262	4,495	5,529	730	703	134	82
Fabric, Leather and Rubber . . . . .	1,594	1,897	-	-	346	124	974	1,403	269	351	5	19
Marine . . . . .	156	176	-	-	11	17	86	91	53	62	6	6
Transportation . . . . .	20,596	21,437	-	-	4,613	3,024	12,346	14,471	3,137	3,553	500	389
Supply Services . . . . .	1,500	1,843	-	-	382	355	680	1,053	338	356	100	79
Food Services . . . . .	7,720	7,350	-	-	2,279	2,154	4,214	4,255	1,060	835	167	106
Fuel Services . . . . .	7,889	8,225	-	-	2,155	1,154	4,771	6,065	805	891	158	115
Supply . . . . .	32,302	34,554	-	-	7,209	5,279	16,283	20,892	7,574	7,329	1,236	1,054
Printing . . . . .	983	1,021	-	-	177	113	569	654	217	236	20	18
Special Services . . . . .	2,645	2,821	-	-	529	515	1,016	1,377	895	809	205	120
Band . . . . .	1,409	1,272	-	-	464	312	530	531	342	355	73	74
Security Police . . . . .	34,770	32,849	-	-	14,670	5,331	16,603	24,581	3,094	2,659	403	278
<b>30 JUNE 1973 - TOTAL</b> . . . . .	502,054	524,329	6,903	7,266	100,154	83,104	259,365	308,666	115,009	107,751	20,623	17,542
<b>HIGHLY TECHNICAL - TOTAL</b> . . . . .	238,388	247,842	6,903	7,256	37,987	36,361	119,539	133,624	62,393	59,945	11,566	10,656
First Sergeant . . . . .	1,922	1,818	-	-	-	-	-	-	-	28	1,922	1,790
Intelligence . . . . .	13,591	13,768	-	-	3,929	3,731	6,259	6,742	2,910	2,866	493	429
Weather . . . . .	3,275	3,557	-	-	591	358	1,447	2,027	1,062	965	175	207
Aerospace Control Systems Operations . . . . .	16,956	17,811	-	7	1,508	2,263	8,758	9,307	5,877	5,449	813	785
Communications Operations . . . . .	14,187	15,174	-	22	2,671	2,955	8,143	8,421	2,859	3,255	514	521
Communications-Electronics Systems . . . . .	28,965	29,825	-	-	2,793	4,095	16,738	16,847	8,198	7,754	1,236	1,129
Missile Electronic Maintenance . . . . .	6,433	6,320	-	-	806	854	3,156	3,429	2,104	1,682	367	355
Avionics Systems . . . . .	28,325	27,788	-	1	4,337	3,319	14,960	15,303	7,964	8,041	1,064	1,124
Training Devices . . . . .	2,372	2,645	-	-	71	168	1,417	1,515	755	837	129	125
Aircraft Accessory Maintenance . . . . .	21,496	22,159	-	-	3,948	2,773	11,997	14,234	5,156	4,772	395	380
Aircraft Maintenance . . . . .	69,218	72,900	-	1	12,330	9,460	34,898	41,998	18,497	18,492	3,493	2,949
Missile Maintenance . . . . .	2,653	2,510	-	-	349	390	1,280	1,425	882	581	142	114
Munitions and Weapons Maintenance . . . . .	18,130	19,878	-	-	3,661	4,188	9,699	11,594	4,089	3,554	681	542
Education and Training . . . . .	3,962	4,464	-	-	993	1,807	787	782	2,040	1,669	142	206
Interim AFSCs . . . . .	6,903	7,225	6,903	7,225	-	-	-	-	-	-	-	-

CONFIDENTIAL

CONFIDENTIAL

CLASSIFIED BY: AFMPC/DPM  
SUBJECT TO GENERAL DE-  
CLASSIFICATION SCHEDULE  
OF EXECUTIVE ORDER 11652  
AUTOMATICALLY DOWNGRADED  
AT TWO YEAR INTERVALS  
DECLASSIFIED ON: 31 DEC 1980

TABLE 59 - AUTHORIZED AND ASSIGNED PERMANENT PARTY AIRMEN BY CONTROL AF SPECIALTY WITHIN CAREER FIELD, BY SKILL LEVEL, WORLD-WIDE - SEMIANNUALLY - 31 DEC 72 AND 30 JUNE 1973 (CONTINUED)

DATE, CATEGORY, AND CAREER FIELD	TOTAL		SKILL LEVEL STATUS									
			Unskilled (1)		Semi-Skilled (3)		Skilled (5)		Advanced (7)		Superintendent (9)	
	Author-ized	As-signed	Author-ized	As-signed	Author-ized	As-signed	Author-ized	As-signed	Author-ized	As-signed	Author-ized	As-signed
<b>TECHNICAL - TOTAL</b> . . . . .	<b>114,363</b>	<b>119,676</b>	-	7	<b>19,869</b>	<b>22,254</b>	<b>60,624</b>	<b>68,520</b>	<b>28,791</b>	<b>24,927</b>	<b>5,079</b>	<b>3,968</b>
Photomapping . . . . .	1,812	2,134	-	-	107	252	1,186	1,293	470	528	49	61
Safety . . . . .	909	917	-	-	80	91	224	328	519	443	86	55
Wire Communications Systems Maintenance . . . . .	6,864	7,291	-	-	1,127	1,386	4,257	4,454	1,320	1,293	160	158
Intricate Equipment Maintenance . . . . .	1,099	1,018	-	-	110	107	661	588	297	293	31	30
Metal Working . . . . .	7,736	7,958	-	-	1,498	1,334	4,710	5,315	1,385	1,185	143	124
Procurement . . . . .	1,475	1,423	-	2	179	237	618	665	574	450	104	69
Accounting and Finance and Auditing . . . . .	6,671	6,947	-	-	1,167	732	3,487	4,552	1,748	1,455	269	208
Data Systems . . . . .	6,457	6,681	-	-	587	585	3,136	3,528	2,290	2,213	444	355
Administrative . . . . .	35,204	39,119	-	2	5,407	8,201	21,610	23,679	7,167	6,425	1,020	812
Information . . . . .	1,415	1,593	-	-	424	502	319	620	602	410	70	61
Personnel . . . . .	13,906	13,987	-	-	1,697	2,669	4,887	5,447	5,632	4,597	1,690	1,274
Special Investigations . . . . .	940	903	-	-	159	283	-	-	693	567	88	53
Medical . . . . .	22,898	22,659	-	3	5,466	4,359	12,231	14,106	4,555	3,693	646	498
Aircrew Protection . . . . .	2,980	2,939	-	-	589	330	1,563	1,882	708	631	120	96
Dental . . . . .	3,406	3,475	-	-	1,268	1,125	1,580	1,812	492	486	66	52
Management Analysis . . . . .	591	632	-	-	4	61	155	251	339	258	93	62
<b>SEMI-TECHNICAL - TOTAL</b> . . . . .	<b>149,303</b>	<b>156,811</b>	-	3	<b>42,298</b>	<b>24,489</b>	<b>79,202</b>	<b>106,522</b>	<b>23,825</b>	<b>22,879</b>	<b>3,978</b>	<b>2,918</b>
Audio-Visual . . . . .	3,126	3,547	-	-	499	474	1,912	2,278	654	712	61	83
Motor Vehicle Maintenance . . . . .	5,858	6,679	-	-	1,071	741	3,624	4,889	991	930	172	119
Civil Engineering Mechanical/Electrical . . . . .	12,036	12,569	-	-	2,386	2,035	7,383	8,522	2,042	1,828	225	184
Civil Engineering Structural/Pavements . . . . .	13,587	14,387	-	-	4,595	3,007	6,136	9,025	2,347	2,067	509	288
Civil Engineering Sanitation . . . . .	1,667	1,743	-	-	567	176	837	1,305	226	236	37	26
Fire Protection . . . . .	7,885	7,503	-	-	2,722	1,026	4,341	5,750	697	649	125	78
Fabric, Leather and Rubber . . . . .	1,497	1,795	-	-	326	90	915	1,350	251	339	5	16
Marine . . . . .	146	205	-	-	10	56	80	84	50	59	6	6
Transportation . . . . .	19,798	20,633	-	-	4,552	2,965	11,699	13,926	3,052	3,349	495	393
Supply Services . . . . .	1,458	1,891	-	-	374	538	665	969	325	313	94	71
Food Services . . . . .	7,010	7,165	-	2	2,034	1,941	3,846	4,379	969	750	161	93
Fuel Services . . . . .	7,600	7,728	-	-	2,095	952	4,596	5,818	755	858	154	100
Supply . . . . .	30,434	33,043	-	-	7,080	4,578	15,033	20,562	7,098	6,881	1,223	1,022
Printing . . . . .	932	1,058	-	-	166	184	534	630	213	226	19	18
Special Services . . . . .	2,543	2,805	-	-	519	514	982	1,407	840	773	202	111
Band . . . . .	1,408	1,308	-	-	457	314	535	582	342	347	74	65
Security Police . . . . .	32,318	32,752	-	1	12,845	4,898	16,084	25,046	2,973	2,562	416	245

CONFIDENTIAL

CONFIDENTIAL

CLASSIFIED BY: AFMPC/DPM  
SUBJECT TO GENERAL DE-  
CLASSIFICATION SCHEDULE  
OF EXECUTIVE ORDER 11652  
AUTOMATICALLY DOWNGRADED  
AT TWO YEAR INTERVALS  
DECLASSIFIED ON: 31 DEC 1980

TABLE 60 - PROMOTIONS OF TOP SIX GRADE AIRMEN BY FISCAL YEAR - FISCAL YEAR 1969 THROUGH FISCAL YEAR 1973

GRADE TO WHICH PROMOTED	FISCAL YEAR				
	1969	1970	1971	1972	1973
<u>TOTAL</u> . . . . .	<u>236,329</u>	<u>173,222</u>	<u>166,128</u>	<u>137,889</u>	<u>110,956</u>
Chief Master Sergeant (E-9) . . . . .	1,224	1,234	1,232	930	1,276
Senior Master Sergeant (E-8) . . . . .	3,659	2,915	2,874	2,604	3,244
Master Sergeant (E-7) . . . . .	12,335	7,468	8,642	8,731	6,795
Technical Sergeant (E-6) . . . . .	24,699	18,819	13,540	16,440	10,205
Staff Sergeant (E-5) . . . . .	54,199	44,902	50,004	33,264	26,601
Sergeant (E-4) . . . . .	140,213	97,884	89,836	75,920	62,835

OPR: Systems Management Division, Randolph Air Force Base, Texas.  
 SOURCE: Uniform Airman Record



## UNCLASSIFIED

TABLE 61 - GAINS AND LOSSES OF USAF OFFICERS TO THE ACTIVE MILITARY STRENGTH  
WORLD-WIDE - FY 1973 (CONTINUED)

ITEM DESCRIPTION	TOTAL	COMMISSIONED OFFICERS			WARRANT OFFICERS	
		MALE	WAF	AFN/MS	MALE	WAF
LOSSES						
<u>SDN</u>						
<u>TITLE</u>						
584 Excessive Number of Reserve Commissioned Officers in Any Grade . . . . .	-	-	-	-	-	-
587 Homosexuality. . . . .	2	2	-	-	-	-
588 Unfitness or Unacceptable Conduct. . . . .	13	13	-	-	-	-
589 Substandard or Unsatisfactory Performance of Duty. . . . .	13	11	1	1	-	-
590 Interests of National Security . . . . .	-	-	-	-	-	-
591 Entry into a Service Academy . . . . .	-	-	-	-	-	-
593 Withdrawal of Ecclesiastical Indorsement . . . . .	-	-	-	-	-	-
595 Pregnancy. . . . .	28	-	9	19	-	-
598 Failure to Complete Medical Training Programs. . . . .	-	-	-	-	-	-
683 Reserve Officers Elected or Appointed to Civil Office. . . . .	-	-	-	-	-	-
600 To Enlist in the Regular Establishment . . . . .	1	-	-	1	-	-
605 Completion of Active Duty Service Commitment . . . . .	-	-	-	-	-	-
606 Dual Status Officers to Revert to Regular W/O. . . . .	-	-	-	-	-	-
607 Recipients of Medal of Honor . . . . .	-	-	-	-	-	-
609 To Attend School . . . . .	150	137	3	10	-	-
684 Release Because of Election or Appointment to Civil Office . . . . .	-	-	-	-	-	-
687 Officers Serving With Selective Service System . . . . .	1	1	-	-	-	-
614 Release of Other Miscellaneous Reasons . . . . .	4,634	4,457	130	74	-	-
615 Upon Established Date of Separation. . . . .	2,129	1,800	18	311	-	-
679 Conversion of Career Reserve Status to Date of Separation. . . . .	1,945	1,827	33	85	-	-
627 Maximum Age. . . . .	-	-	-	-	-	-
628 Length of Service--Service in Grade. . . . .	1	1	-	-	-	-
629 Excessive Number of Reserve Officers in Any Grade. . . . .	-	-	-	-	-	-
630 Failure to Selection for Permanent Promotion--Reserves . . . . .	7	5	-	2	-	-
633 Failure of Selection for Temporary Promotion . . . . .	84	76	2	6	-	-
634 After Disapproval of Requests for Extension of EAD Tours . . . . .	-	-	-	-	-	-
637 Less Than 12 Months Retainability. . . . .	115	98	-	17	-	-
638 Strength Adjustments . . . . .	225	216	3	6	-	-
640 Under Sentence to Dismissal Awaiting Appellate Review. . . . .	-	-	-	-	-	-
670 20 Year Active Service Career--Reserves. . . . .	13	13	-	-	-	-
680 Release of Senior Medical Students . . . . .	12	-	-	12	-	-
688 Officers Serving with the Selective Service System . . . . .	4	4	-	-	-	-
642 Unfitness--Unacceptable Conduct. . . . .	-	-	-	-	-	-
643 Substandard Performance of Duty. . . . .	-	-	-	-	-	-
644 Convenience of the Government, Other Reasons . . . . .	-	-	-	-	-	-
664 Acceptance of Civil Office, Appointment in Diplomatic or Consular Service. . . . .	-	-	-	-	-	-
665 Failure to Accept Regular Appointment When Confirmed by Senate . . . . .	1	1	-	-	-	-
651 Release of Reserve Units . . . . .	1	1	-	-	-	-
652 Release of ANG/ANGUS from Federal Service and Return to State Control. . . . .	-	-	-	-	-	-
655 Revert to Retired List . . . . .	5	4	-	1	-	-
656 Revert to Retired List . . . . .	-	-	-	-	-	-
657 Revert to Inactive Status for Purpose of Retirement. . . . .	-	-	-	-	-	-
660 Entitlement to Receive Disability Severance Pay. . . . .	25	18	2	5	-	-
661 Physical Disability from Intentional Misconduct. . . . .	-	-	-	-	-	-
663 EPTS--Established by Physical Evaluation Board . . . . .	12	10	-	2	-	-

UNCLASSIFIED



## UNCLASSIFIED

TABLE 61 -- GAINS AND LOSSES OF USAF OFFICERS TO THE ACTIVE MILITARY STRENGTH  
WORLD-WIDE -- FY 1973 (CONTINUED)

ITEM DESCRIPTION	TOTAL	COMMISSIONED OFFICERS			WARRANT OFFICERS	
		MALE	WAF	AFN/MS	MALE	WAF
LOSSES						
<u>SDN</u>						
<u>TITLE</u>						
666 Hq USAF (Rolls of the AF)(Absent without Authority) . . . . .	-	-	-	-	-	-
667 Dropped from Unit Rolls--AWOL and Deserter. . . . .	-	-	-	-	-	-
668 Conviction and Confinement by Civil Authorities . . . . .	-	-	-	-	-	-
551 Dismissal by Reason of General Court-Martial Sentence . . . . .	1	1	-	-	-	-
672 Dropped from Unit Rolls--Prisoner (Other than POW). . . . .	-	-	-	-	-	-
673 Dropped from Rolls--Missing (Non-Combat). . . . .	-	-	-	-	-	-
675 Deaths--All Causes. . . . .	211	-	-	-	-	-
677 Dropped from Rolls--POW . . . . .	-	-	-	-	-	-
678 Dropped from Rolls--Missing in Action . . . . .	-	-	-	-	-	-
674 Correction--Deletion of Previous Reported Gain from DFR Status. . . . .	-	-	-	-	-	-
676 Correction--Deletion of Previously Reported Accession . . . . .	-	-	-	-	-	-
70A 35 Yrs Service/5 Yrs in Grade--Regular Major General. . . . .	4	4	-	-	-	-
70B Age 62 or More--Regular AF Major General. . . . .	-	-	-	-	-	-
70C Age 60--Regular AF Major General Whose Retirement Has Been Deferred. . . . .	-	-	-	-	-	-
70D Age 64--Regular AF Major General, Permanent Professor, and the Registrar of the USAFA or USMA Whose Retirement has been deferred	-	-	-	-	-	-
70E 30 Yrs Service/5 Yrs in Grade--Regular Brig General . . . . .	12	12	-	-	-	-
70F 30 Yrs Service/5 Yrs in Grade--Regular Colonels . . . . .	305	294	-	11	-	-
70G 28 Yrs Service--Regular Lt Colonel. . . . .	250	245	1	4	-	-
70J Age 60--Regular Officer Below Grade of Major General. . . . .	5	4	-	1	-	-
70K More than 30 Yrs Active Service--Professor USAF or US Mil Academy	-	-	-	-	-	-
70L 30 Yrs Active Service or More--Regular Warrant Officers . . . . .	52	-	-	-	52	-
70M Age 62--Regular Warrant Officers. . . . .	1	-	-	-	1	-
70P Age 62--Reserve & Temporary Warrant Officers. . . . .	-	-	-	-	-	-
71A 35 Yrs Service/5 Yrs in Grade--Regular Major General. . . . .	5	5	-	-	-	-
71B Age 62 or More--Regular AF Major General. . . . .	-	-	-	-	-	-
71C Age 60--Regular AF Major General Whose Retirement Has Been Deferred. . . . .	-	-	-	-	-	-
71D Age 64--Regular AF Major General, Each Permanent Professor, and the Registrar of the USAFA or the USMA. . . . .	-	-	-	-	-	-
71E 30 Yrs Service/5 Yrs in Grade--Regular Brig General . . . . .	-	-	-	-	-	-
71F 30 Yrs Service/5 Yrs in Grade--Regular Colonel. . . . .	82	81	-	1	-	-
71G 28 Yrs Service--Regular Lt Colonel. . . . .	59	57	-	2	-	-
71J Age 60--Regular Officer Below Grade of Major General. . . . .	3	2	-	1	-	-
71K More than 30 Yrs Service--Professor USAF or US Mil Academy. . . . .	-	-	-	-	-	-
71L 30 Yrs Active Service or More--Regular Warrant Officers . . . . .	16	-	-	-	16	-
71M Age 62--Regular Warrant Officers. . . . .	-	-	-	-	-	-
71P Age 62--Reserve & Temporary Warrant Officers. . . . .	-	-	-	-	-	-
72A 35 Yrs Service/5 Yrs in Grade--Regular Major General. . . . .	5	5	-	-	-	-
72B Age 62 or More--Regular AF Major General. . . . .	-	-	-	-	-	-
72C Age 60--Regular AF Major General Whose Retirement Has Been Deferred. . . . .	-	-	-	-	-	-
72D Age 64--Regular AF Major General, Each Permanent Professor and the USAFA or the US Mil Academy . . . . .	-	-	-	-	-	-
72E 30 Yrs Service/5 Yrs in Grade--Regular Brig General . . . . .	8	8	-	-	-	-
72F 30 Yrs Service/5 Yrs in Grade--Regular Colonels . . . . .	54	51	-	3	-	-
72G 28 Yrs Service--Regular Lt Colonel. . . . .	36	35	-	1	-	-
72J Age 60--Regular Officers Below Grade of Major General . . . . .	1	1	-	-	-	-
72K More than 30 Yrs Active Service--Professor USAF or US Mil Academy	-	-	-	-	-	-
72L 30 Yrs Active Service or More--Regular Warrant Officers . . . . .	19	-	-	-	19	-

UNCLASSIFIED



## UNCLASSIFIED

TABLE 62 - GAINS AND LOSSES AND STATUS CHANGES OF AIRMEN OF USAF ACTIVE MILITARY STRENGTH, WORLD-WIDE - FY 1973

ITEM DESCRIPTION	TOTAL	AIRMEN	
		MALE	FEMALE
<u>GAIN TOTAL</u> . . . . .	<u>105,359</u>	<u>98,677</u>	<u>6,682</u>
<u>NORMAL SOURCE OF ACCESSIONS-TOTAL</u> . . . . .	<u>104,255</u>	<u>97,587</u>	<u>6,668</u>
<u>ADN</u>			
001 TO EXTENDED ACTIVE DUTY (EAD) FROM AF RESERVE . . . . .	301	299	2
002 TO EAD FROM AIR NATIONAL GUARD. . . . .	85	85	-
003 TO EAD FROM RETIRED STATUS. . . . .	13	13	-
004 ENLISTED-NON-PRIOR SERVICE, OPTION ALPHA. . . . .	58,600	54,156	4,444
005 ENLISTED WITH PRIOR ENLISTED ACTIVE MIL SVC, OTHER THAN AVIA- TION CADET. . . . .	5,204	5,038	166
006 FORMER COMMISSIONED OFFICER AND W/O ENLISTED IN REG AF. . . . .	91	89	2
007 ENLISTED AVC OR AVIATION STUDENTS (USE BY HQ USAF ONLY AFTER 1 JAN 1966) . . . . .	2	2	-
008 ENLISTED FOR OCS OR OTS . . . . .	2,664	2,394	270
009 TO EAD FORM AFRES FOR ONE YEAR TO ATTEND USAF ACADEMY PRE- PARATORY SCHOOL . . . . .	146	146	-
010 GAIN OF AN AIRMAN DISENROLLED FROM CADET STATUS, IN USAF, USMA, USNA FOR COMPLETION OR TERM OF SERVICE OR SEPARATION(PL614/56 AND AFM 30-3) . . . . .	13	13	-
011 FORMER FIRST TERM AIRMAN REENLISTING FROM CIVILIAN LIFE WITH- IN THREE MONTHS FOLLOWING SEPARATION FROM THE AIR FORCE . . . . .	1,397	1,378	19
012 ENLISTED NON-PRIOR SERVICE, OPTION BETA . . . . .	23,770	22,555	1,215
013 ENLISTED NON-PRIOR SERVICE, OPTION CHARLIE. . . . .	10,685	10,175	510
014 ENLISTED NON-PRIOR SERVICE, OPTION DELTA. . . . .	351	351	-
015 ENLISTED NON-PRIOR SERVICE, OPTION ECHO . . . . .	511	508	3
016 ENLISTED NON-PRIOR SERVICE, OPTION FOXTROT. . . . .	-	-	-
017 ENLISTED NON-PRIOR SERVICE, OPTION GOLF . . . . .	-	-	-
018 ENLISTED NON-PRIOR SERVICE, OPTION HOTEL. . . . .	-	-	-
019 ENLISTED NON-PRIOR SERVICE, OPTION KILO . . . . .	422	385	37
PART II-MISCELLANEOUS REACCESSIONS FORM (DFR) STATUS TOTAL . . . . .	182	180	2
020 RETURNED FROM DFR--DESSERTION. . . . .	173	171	2
021 RETURNED FROM DFR--PRISONER . . . . .	8	8	-
022 RETURNED FROM DFR--MISSING (NON-COMBAT) . . . . .	1	1	-
024 RETURNED FROM DFR--POW. . . . .	-	-	-
025 RETURNED FROM DFR--MISSING IN ACTION. . . . .	-	-	-
. . .CORRECTIONS TOTAL	<u>922</u>	<u>910</u>	<u>12</u>
023 CORRECTION-DELETION OF PREVIOUSLY REPORTED AS DROPPED FROM UNIT ROLLS. . . . .	151	150	1
030 CORRECTION-DELETION OF PREVIOUSLY REPORTED SEPARATION, OR ANY ENTRY IN AF STRENGTH AS RESULT OF DATA OR STRENGTH RECON NOT INVOLVING REUP ACTIONS. . . . .	771	760	11
031 DELETION OF PREVIOUSLY REPORTED SEPARATION, OR ANY ENTRY IN AF STRENGTH AS A RESULT OF DATA OR STRENGTH RECON INVOL REUP ACTIONS . . . . .	-	-	-
<u>LOSS TOTAL</u> . . . . .	<u>133,378</u>	<u>129,988</u>	<u>3,390</u>
<u>SEPARATION OR RELEASE ON EXPIRATION OF SERVICE (ETS) TOTAL</u> . . . . .	<u>31,067</u>	<u>30,693</u>	<u>374</u>
<u>SDN</u>			
203 SEPARATION-EXPIRATION OF TERM OF ACTIVE OBLIGATED SERVICE . . . . .	30,338	29,979	359
205 RELEASE FOR EXTENDED ACTIVE DUTY OF AF RESERVE OR ANG PERSON- NEL . . . . .	68	68	-

UNCLASSIFIED

UNCLASSIFIED

TABLE 62 - GAINS AND LOSSES AND STATUS CHANGES OF AIRMEN OF USAF ACTIVE MILITARY STRENGTH, WORLD-WIDE - FY 1973 (CONTINUED)

ITEM DESCRIPTION	TOTAL	AIRMEN	
		MALE	FEMALE
424 SEPARATION AT ADJUSTED ETS AFTER COMPLETING A PERIOD OF VOLUNTARY EXTENSION.. . . . .	661	646	15
<u>SEPARATION OR RELEASE PRIOR TO EXPIRATION OF TERM OF SERVICE FOR CONVENIENCE OF GOVERNMENT WHEN DIRECTED BY HQ USAF--TOTAL . . . . .</u>	<u>53,099</u>	<u>52,164</u>	<u>935</u>
211 RELEASE FOR ENROLLMENT IN AFROTC AS CONTRACT CADET. . . . .	-	-	-
214 TO ACCEPT COMMISSION AS OFFICER IN THE AIR FORCE, OR ACCEPT RECALL TO ACTIVE DUTY AS OFFICER IN THE AIR FORCE RESERVE . . . . .	60	58	2
215 TO ACCEPT APPOINTMENT AS W/O OR RECALL TO ACTIVE DUTY AS W/O . . . . .	8	8	-
217 TO ACCEPT COMMISSION OR APPOINTMENT IF ANOTHER BRANCH OF THE ARMED FORCES OF THE US. . . . .	16	16	-
21L SEPARATION FOR UNIQUE OR UNUSUAL REASONS. . . . .	704	683	21
21M TO NARS PENDING APPOINTMENT IN ANG. . . . .	-	-	-
21P TO ACCEPT COMMISSION AS OFFICER FROM OFFICER COMMISSION SCHOOL OR OTS . . . . .	3,158	2,954	204
21Q TO ACCEPT COMMISSION FROM AVIATION CADET OR AVIATION STUDENT STATUS. . . . .	-	-	-
21U SEPARATION--BEST INTERESTS OF THE AIR FORCE . . . . .	5	5	-
21W SEPARATION--CONCEALMENT OF CERTAIN JUVENILE RECORDS. . . . .	2	2	-
229 SOLE SURVIVING SON. . . . .	15	15	-
314 RELEASE ESSENTIAL TO NATIONAL HEALTH, SAFETY OR INTEREST. . . . .	14	14	-
317 RELEASE TO ACCEPT PUBLIC OFFICE . . . . .	-	-	-
301 SUBSTANDARD PERS BEHAVIOR WHICH REFLECTS DISCREDIT UPON THE SERVICE OR ADVERSELY AFFECTS THE MEMBER'S PERFORMANCE OF DUTY	44	44	-
318 CONSCIENTIOUS OBJECTOR. . . . .	288	285	3
319 ERRONEOUS ENLISTMENT OR INDUCTION . . . . .	21	19	2
320 SEPARATION--TO ENTER CIVILIAN POLICE AGENCY. . . . .	105	105	-
375 DISCHARGE BECAUSE OF NOT MEETING MEDICAL FITNESS STANDARDS AT THE TIME OF ENLISTMENT (ATC ONLY) . . . . .	1,187	1,137	50
377 SEPARATION FOR NONFULFILLMENT OF ENLISTMENT COMMITMENT (GUARANTEED AFSC PROGRAM) . . . . .	307	301	6
411 SEPARATION--INSUFFICIENT SERVICE RETAINABILITY OF PCS (OVERSEAS RETURNEES ONLY). . . . .	14,494	14,352	142
413 EARLY RELEASE TO ATTEND SCHOOL. . . . .	7,877	7,832	45
417 SEPARATION OF AVC, OCS OR OTS ELIMINEES (NO AD COMMITMENT). . . . .	395	371	24
418 DISCHARGE OF ENLISTED PERS ON UNSPECIFIED ENLISTMENT WHO COMPLETE 30 YRS ACTIVE FEDERAL SVC AND DO NOT SUBMIT APPLICATION FOR RETIREMENT. . . . .	-	-	-
419 DISCHARGE OF ENLISTED PERS ON UNSPECIFIED ENLISTMENT OVER 55 YEARS OF AGE WHO HAVE COMPLETED 20 YEARS ACTIVE FEDERAL SVC AND DO NOT SUBMIT APPLICATION . . . . .	-	-	-
421 EARLY RELEASE FOR CHRISTMAS . . . . .	2,005	1,993	12
422 EARLY RELEASE AT ORIGINAL ETS OF ENLISTED PERSONNEL WHO HAVE EXECUTED A VOLUNTARY EXTENSION. . . . .	3	3	-
423 EARLY RELEASE AFTER ORIGINAL ETS OF PERSONNEL SERVING ON A VOLUNTARY EXT . . . . .	201	193	8
41A EARLY RELEASE FOR MEDICAL OR DENTAL SCHOOL. . . . .	7	7	-
41E OBESITY . . . . .	44	44	-
41G FAILURE TO MEET MINIMUM REQUIREMENTS FOR RETENTION IN THE AF. . . . .	7,056	6,756	300
703 MARGINAL PRODUCER . . . . .	104	102	2
710 EARLY RELEASE OF FIRST TERM AIRMEN WITH SELECTED SKILLS AND ETS DATES . . . . .	18	18	-
711 INVOLUNTARY DISCHARGE OF FIRST TERM AIRMEN DENIED REENLISTMENT. . . . .	-	-	-
712 GENERAL DEMOBILIZATION, STRENGTH REDUCTION, OR AN ORDER APPLICABLE TO A SPECIFIC GROUP OF AIRMEN . . . . .	10,533	10,463	70

## UNCLASSIFIED

TABLE 62 - GAINS AND LOSSES AND STATUS CHANGES OF AIRMEN OF USAF ACTIVE MILITARY STRENGTH, WORLD-WIDE - FY 1973 (CONTINUED)

ITEM DESCRIPTION	TOTAL	AIRMEN	
		MALE	FEMALE
713 OTHER REASONS SPECIFIED BY SAF OR AN DESIGNATED BY AUTH COR-RESPONDENCE . . . . .	-	-	-
715 SEPARATION OF PERSONNEL ON VARIOUS PROGRAM OR CIRCUMSTANCES (PALACE CHASE) . . . . .	3,708	3,673	35
730 SEPARATION-INSUFFICIENT SERVICE RETAINABILITY FOR PCS (OTHER THAN OS RETURN) . . . . .	720	711	9
743 RELEASE OF UNIT OF ANG AND ANGUS FROM ACTIVE FEDERAL SERVICE AND RETURN THEREOF TO STATE CONTROL . . . . .	-	-	-
753 RELEASE OF RESERVE UNITS. . . . .	-	-	-
<u>ATTRITION--TOTAL . . . . .</u>	<u>19,178</u>	<u>17,242</u>	<u>1,936</u>
220 MARRIAGE. . . . .	477	-	477
221 DISCHARGE PREGNANCY . . . . .	944	-	944
225 DISCHARGE MINORITY. . . . .	9	8	1
227 DISCHARGE HARDSHIP/DEPENDENCY . . . . .	4,016	3,887	129
228 VOIDANCE OF ENLISTMENT OR INDUCTION . . . . .	16	15	1
240 UNCONDITIONAL RESIGNATION . . . . .	-	-	-
241 RESIGNATION IN LIEU OF DEMOTION . . . . .	-	-	-
242 RESIGNATION FOR THE GOOD OF THE SERVICE . . . . .	6	6	-
246 REQUEST FOR DISCHARGE FOR THE GOOD OF THE SERVICE . . . . .	472	462	10
247 UNSUITABILITY MULTIPLE REASONS INDIVIDUAL EVALUATION. . . . .	200	192	8
248 UNSUITABILITY MULTIPLE REASONS BOARD ENTITLEMENT. . . . .	72	70	2
250 HOMOSEXUAL CONVICTED BY GENERAL COURT MARTIAL . . . . .	-	-	-
253 UNFITNESS HOMOSEXUAL (RESULT OF BOARD ACTION) . . . . .	26	23	3
257 UNFITNESS HOMOSEXUAL (WAIVER OF BOARD). . . . .	51	49	2
258 UNFITNESS MULTIPLE REASONS. . . . .	99	98	1
260 UNSUITABILITY INAPTITUDE BOARD ENTITLEMENT. . . . .	52	48	4
261 UNSUITABILITY INAPTITUDE INDIVIDUAL EVALUATION. . . . .	181	175	6
262 UNSUITABILITY ENURESIS BOARD ENTITLEMENT. . . . .	7	6	1
263 UNSUITABILITY ENURESIS INDIVIDUAL EVALUATION. . . . .	19	19	-
264 UNSUITABILITY CHARACTER AND BEHAVIOR DISORDERS. . . . .	1,411	1,359	52
265 UNSUITABILITY CHARACTER AND BEHAVIOR DISORDERS INDIVIDUAL EVALUATION. . . . .	3,719	3,536	183
273 DISCHARGE BY REASON OF PHYSICAL DISABILITY WITH ENTITLEMENT TO RECEIVE SEVERANCE PAY. . . . .	636	615	21
274 DISCHARGE BY REASON OF PHYSICAL DISABILITY WITHOUT SEVERANCE PAY . . . . .	4	4	-
277 DISCHARGE BY REASON OF PHYSICAL DISABILITY--EPTS-MEDICAL BOARD AND INDIVIDUAL. . . . .	217	202	15
278 DISCHARGE BY REASON OF PHYSICAL DISABILITY--EPTS-PEB. . . . .	302	288	14
28B UNFITNESS FREQUENT INVOLVEMENT WITH CIVIL OR MIL AUTH . . . . .	845	841	4
28E UNSUITABILITY FINANCIAL IRRESPONSIBILITY INDIV EVAL . . . . .	64	64	-
28F UNFITNESS AN ESTABLISHED PATTERN SHOWING DISHONORABLE FAILURE TO PAY DEBTS. . . . .	11	11	-
28G UNFITNESS AN ESTABLISHED PATTERN SHOWING DISHONORABLE FAILURE TO SUPPORT DEP. . . . .	1	1	-
28H UNSUITABILITY FINANCIAL IRRESPONSIBILITY BOARD ENTITLEMENT. . . . .	61	61	-
28I UNFITNESS UNSANITARY HABITS . . . . .	2	2	-
28O MISCONDUCT FRAUDULENT ENLISTMENT. . . . .	64	64	-
281 MISCONDUCT DESERTION TRIAL BARRED BY 10 USC 843 . . . . .	2	2	-
282 MISCONDUCT DESERTION PROLONGED UNAUTHORIZED ABSENCE . . . . .	5	5	-
283 MISCONDUCT AWOL TRIAL WAIVED. . . . .	3	3	-
284 MISCONDUCT CONVICTED BY CIVIL COURT DURING CURRENT TERM OF MIL SVC . . . . .	369	368	1
290 DESERTION (COURT-MARTIAL) INDIV EVAL. . . . .	19	19	-

UNCLASSIFIED

## UNCLASSIFIED

TABLE 62 - GAINS AND LOSSES AND STATUS CHANGES OF AIRMEN OF USAF ACTIVE MILITARY STRENGTH, WORLD-WIDE - FY 1973 (CONTINUED)

ITEM DESCRIPTION	TOTAL	AIRMEN	
		MALE	FEMALE
292 DISCHARGE CONVICTED BY COURT-MARTIAL OTHER THAN DESERTION . . . . .	147	146	1
361 UNSUITABILITY HOMOSEXUAL TENDENCIES (WAIVER OF BOARD) . . . . .	136	133	3
362 UNSUITABILITY HOMOSEXUAL TENDENCIES (CLASS III) RESULT OF BOARD ACTION . . . . .	26	24	2
384 UNFITNESS DRUG ADDICTION, HABITUATION, USE OR POSSESSION . . . . .	372	371	1
386 UNFITNESS ESTABLISHED PATTERN FOR SHIRKING . . . . .	11	11	-
388 UNFITNESS SEXUAL PERVERSION . . . . .	26	26	-
46A UNSUITABILITY APATHY, DEFECTIVE ATTITUDES AND INABILITY TO EXPEND EFFORT CONSTRUCTIVELY BOARD ENTITLEMENT . . . . .	631	623	8
46B UNSUITABILITY SEXUAL DEVIATE BOARD ENTITLEMENT . . . . .	12	12	-
46C UNSUITABILITY APATHY DEFECTIVE ATTITUDES INDIV EVAL. . . . .	2,679	2,643	36
46D UNSUITABILITY SEXUAL DEVIATE INDIVIDUAL EVALUATION . . . . .	6	6	-
474 DEATHS ALL CAUSES . . . . .	736	730	6
489 MILITARY PERS SECURITY PROGRAM . . . . .	-	-	-
289 ALCOHOLISM, INTEMPERATE USE, BOARD ENTITLEMENT . . . . .	6	6	-
291 ALCOHOLISM, INTEMPERATE USE, INDIV ENTITLEMENT . . . . .	8	8	-
RETIREMENTS TOTAL . . . . .	<u>29,552</u>	<u>29,411</u>	<u>141</u>
213 DISCHARGED FROM ENLISTED STAT AND RETIRED AS AN OFFICER. . . . .	201	196	5
230 RETIREMENT AFTER 20 BUT LESS THAN 30 YEARS ACTIVE FEDERAL SVC. . . . .	25,345	25,267	78
231 RETIREMENT AFTER 30 YEARS ACTIVE FEDERAL SERVICE . . . . .	806	806	-
269 PHYSICAL DISABILITY RETIREMENT, VOL APPLICATION-TEMPORARY DISABILITY RETIRED LIST . . . . .	231	228	3
270 PHYSICAL DISABILITY RETIREMENT-TEMPORARY DISABILITY RETIRED LIST . . . . .	1,351	1,309	42
271 PERMANENTLY RETIRED BY REASON OF PHYSICAL DISABILITY . . . . .	565	558	7
272 PERMANENTLY RETIRED BY REASON OF PHYSICAL DISABILITY FOLLOWING VOL APPLI. . . . .	1,039	1,033	6
279 RELEASE FROM EAD AND REVERT TO RETIRED LIST. . . . .	14	14	-
370 RELEASE FROM EAD BY REASON OF PHYSICAL DISABILITY AND REVERT TO INACTIVE STATUS . . . . .	-	-	-
MISCELLANEOUS TOTAL . . . . .	482	478	4
475 CORRECTION DELETION OF PREVIOUSLY REPORTED ACCESSIONS. . . . .	28	27	1
490 AS ABSENTEE OR DESERTER. . . . .	324	321	3
491 AS A PRISONER (OTHER THAN POW) . . . . .	114	114	-
492 AS MISSING (NON-COMBAT) . . . . .	15	15	-
493 CORRECTION DELETION OF PREVIOUSLY REPORTED GAIN FROM DFR . . . . .	1	1	-
494 AS POW . . . . .	-	-	-
495 AS MISSING IN ACTION . . . . .	-	-	-
<u>TOTAL</u> . . . . .	153,396	151,537	1,859
DCI			
IMMEDIATE REENLISTMENTS-TOTAL. . . . .	67,883	67,068	815
900 IMMEDIATE REENLISTMENT IN REGULAR AF 90 DAYS OR LESS PRIOR TO EXPIRATION OF SERVICE (ETS) . . . . .	56,046	55,695	351
902 IMMEDIATE REENLISTMENT IF REGULAR AF MORE THAN 90 DAYS PRIOR TO EXPIRATION OF TERM OF SERVICE. . . . .	11,827	11,363	464
903 FIRST TERM AIRMEN IMMEDIATELY REENLISTING IN REGULAR AF PRIOR TO ETS WHO PREVIOUSLY EXTENDED THEIR TOE FOR THE PURPOSE OF REENLISTMENT UNDER THE SELECTIVE REENLISTMENT PROGRAM. . . . .	-	-	-
904 IMMEDIATE REENLISTMENT IN REGULAR AF BY AF RESERVE/ANG AIRMEN SEPARATED FROM EAD PRIOR TO EXPIRATION OF TERM OF SERVICE. . . . .	9	9	-

UNCLASSIFIED

## UNCLASSIFIED

TABLE 62 - GAINS AND LOSSES AND STATUS CHANGES OF AIRMEN OF USAF ACTIVE MILITARY STRENGTH,  
WORLD-WIDE - FY 1973 (CONTINUED)

ITEM DESCRIPTION	TOTAL	AIRMEN	
		MALE	FEMALE
901 IMMEDIATE REUP IN REG AF BY AFRES OR ANG AMN SEPARATES FROM EAD UP ON ETS. . . . .	1	1	-
TERM OF ENLISTMENT EXTENDED--TOTAL . . . . .	85,513	84,469	1,044
907 TERM OF ENLISTMENT EXTENDED. . . . .	69,151	68,296	855
909 ADJUSTMENT OF ETS FOR EXTENSION ACTUALLY ENTERED INTO FOR 24 OR MORE MONTHS . . . . .	2,371	2,350	21
911 ADJUSTMENT OF ETS FOR EXTENSIONS ACTUALLY ENTERED INTO FOR LESS THAN 24 MONTHS. . . . .	13,991	13,823	168

OPR: Systems Management Division, Randolph Air Force Base, Texas  
SOURCE: PMC-P79

UNCLASSIFIED

## UNCLASSIFIED

TABLE 63 - GAINS AND LOSSES OF USAF OFFICERS BY GRADE, WORLD-WIDE - BY QUARTER - FY 1973

DATE OF GAIN OR LOSS	TOTAL	GEN	COL	LT COL	MAJ	CPT	1LT	2LT	WARRANT OFFICER
GAINS									
<u>TOTAL . . . . .</u>	<u>10,500</u>	<u>3</u>	<u>12</u>	<u>16</u>	<u>613</u>	<u>1,200</u>	<u>601</u>	<u>8,055</u>	
First Quarter	4,251	-	4	4	542	853	311	2,537	
Second Quarter	1,819	-	4	1	37	124	107	1,546	
Third Quarter	1,795	-	2	5	18	100	109	1,561	
Fourth Quarter	2,635	3	2	6	16	123	74	2,411	
LOSSES									
<u>TOTAL . . . . .</u>	<u>17,272</u>	<u>99</u>	<u>1,386</u>	<u>2,812</u>	<u>2,115</u>	<u>7,318</u>	<u>2,667</u>	<u>750</u>	<u>125</u>
First Quarter	6,130	29	398	811	1,015	2,498	1,190	148	41
Second Quarter	2,736	10	192	396	341	1,210	451	114	22
Third Quarter	3,277	33	338	649	398	1,195	349	282	32
Fourth Quarter	5,129	27	458	956	360	2,415	677	206	30

OPR: Systems Management Division, Randolph Air Force Base.  
SOURCE: Uniform Officer Record

UNCLASSIFIED



## UNCLASSIFIED

TABLE 64 - GAINS AND LOSSES OF AIRMEN BY GRADE, WORLD-WIDE - BY QUARTER - FY 1973

	TOTAL	CMS	SMS	MSG	TSG	SSG	SGT	AMN FIRST CLASS	AMN	AMN BASIC	AVI- ATION CADET
GAINS											
<u>TOTAL . . . . .</u>	<u>105,359</u>	<u>19</u>	<u>33</u>	<u>87</u>	<u>255</u>	<u>2,228</u>	<u>3,167</u>	<u>870</u>	<u>4,775</u>	<u>93,925</u>	
First Quarter	32,332	3	6	25	77	776	1,117	211	1,666	28,451	
Second Quarter	25,600	3	3	20	50	563	775	383	1,230	22,573	
Third Quarter	23,919	7	11	23	83	476	656	142	910	21,611	
Fourth Quarter	23,508	6	13	19	45	413	619	134	969	21,290	
LOSSES											
<u>TOTAL . . . . .</u>	<u>133,378</u>	<u>1,847</u>	<u>3,060</u>	<u>8,837</u>	<u>11,060</u>	<u>31,840</u>	<u>51,048</u>	<u>8,587</u>	<u>4,695</u>	<u>12,404</u>	
First Quarter	42,239	572	907	3,074	3,727	10,871	15,545	2,594	1,216	3,733	
Second Quarter	31,105	245	414	1,321	2,021	7,892	12,421	2,185	1,119	3,487	
Third Quarter	33,471	442	691	1,997	2,573	7,664	14,414	1,916	1,129	2,645	
Fourth Quarter	26,563	588	1,048	2,445	2,739	5,413	8,668	1,892	1,231	2,539	

OPR: Systems Management Division, Randolph AFB, Texas.  
SOURCE: PMC-P79

UNCLASSIFIED

## UNCLASSIFIED

TABLE 65 - LOSSES OF OFFICERS BY AERONAUTICAL STATUS, BY AGE GROUP, WORLD-WIDE - FY 1973

CATEGORY	TOTAL	AGE GROUP										
		23 AND YOUNGER	24 THRU 26	27 THRU 29	30 THRU 32	33 THRU 35	36 THRU 38	39 THRU 41	42 THRU 44	45 THRU 47	48 THRU 50	51 AND OLDER
<u>TOTAL</u> . . . . .	<u>17,272</u>	<u>355</u>	<u>3,748</u>	<u>4,920</u>	<u>1,716</u>	<u>540</u>	<u>287</u>	<u>1,394</u>	<u>1,114</u>	<u>471</u>	<u>1,027</u>	<u>1,696</u>
<u>a/Pilots</u> . . . . .	4,915	6	328	1,454	391	45	64	722	464	169	532	740
<u>a/Observers</u> . . . . .	54	-	-	-	-	-	-	19	21	2	8	4
<u>a/Navigators</u> . . . . .	1,283	5	80	248	80	25	25	345	200	44	117	114
Support. . . . .	11,020	344	3,340	3,218	1,245	470	198	308	429	256	370	838

a/ Includes Flying Category 1, 3, or 6.  
 OPR: Systems Management Division, Randolph Air Force Base, Texas.  
 SOURCE: Uniform Officer Record

UNCLASSIFIED

## UNCLASSIFIED

TABLE 66 - ENLISTMENTS AND REENLISTMENTS BY GRADE, BY SEX, WORLD-WIDE - FY 1973

TYPE OF ENLISTMENT OR REENLISTMENT	TOTAL	CMS	SMS	MSG	TSG	SSG	SGT	AMN 1ST CLASS	AMN	AMN BASIC
<b>TOTAL</b> . . . . .	<b>165,361</b>	<b>1,307</b>	<b>2,474</b>	<b>8,595</b>	<b>17,843</b>	<b>29,389</b>	<b>6,263</b>	<b>942</b>	<b>4,864</b>	<b>93,684</b>
MALE - TOTAL a/ . . . . .	157,840	1,303	2,467	8,564	17,795	29,164	5,669	877	4,725	87,276
FEMALE - TOTAL . . . . .	7,521	4	7	31	48	225	594	65	139	6,408
<b>No Prior Service Enlistment - Total</b> . . . . .	<b>93,917</b>	-	-	-	-	-	-	-	<b>2,811</b>	<b>91,106</b>
Male . . . . .	87,745	-	-	-	-	-	-	-	2,776	84,969
Female . . . . .	6,172	-	-	-	-	-	-	-	35	6,137
<b>Enlistment for Officer Training School or Aviation Cadet - Total</b> . . . . .	<b>2,666</b>	-	-	2	-	2	-	-	122	2,540
Male . . . . .	2,396	-	-	2	-	2	-	-	122	2,270
Female . . . . .	270	-	-	-	-	-	-	-	-	270
<b>Prior Service Enlistment - Total</b> . . . . .	<b>7,127</b>	<b>1</b>	<b>3</b>	<b>5</b>	<b>102</b>	<b>1,958</b>	<b>2,856</b>	<b>636</b>	<b>1,553</b>	<b>13</b>
Male . . . . .	6,903	1	3	5	100	1,941	2,794	577	1,469	13
Female . . . . .	224	-	-	-	2	17	62	59	84	-
<b>Immediate Reenlistment - Total</b> . . . . .	<b>61,651</b>	<b>1,306</b>	<b>2,471</b>	<b>8,588</b>	<b>17,741</b>	<b>27,429</b>	<b>3,407</b>	<b>306</b>	<b>378</b>	<b>25</b>
Male . . . . .	60,796	1,302	2,464	8,557	17,695	27,221	2,875	300	358	24
Female . . . . .	855	4	7	31	46	208	532	6	20	1

OPR: Systems Management Division, Randolph AFB, Texas.  
SOURCE: PMC-P144

TABLE 67 - ENLISTMENTS AND REENLISTMENTS BY TERM OF ENLISTMENT, BY SEX, WORLD-WIDE FY 1973

TYPE OF ENLISTMENT OR REENLISTMENT	TOTAL	2 YEARS	3 YEARS	4 YEARS	5 YEARS	6 YEARS
<b>TOTAL</b> . . . . .	<b>165,361</b>	-	<b>12,822</b>	<b>141,086</b>	<b>150</b>	<b>11,303</b>
MALE - TOTAL a/ . . . . .	157,840	-	12,788	134,119	149	10,784
FEMALE - TOTAL . . . . .	7,521	-	34	6,967	1	519
<b>No Prior Service Enlistment - Total</b> . . . . .	<b>93,917</b>	-	-	<b>85,650</b>	-	<b>8,267</b>
Male . . . . .	87,745	-	-	79,934	-	7,811
Female . . . . .	6,172	-	-	5,716	-	456
<b>Enlistment for Officer Training School or Aviation Cadet - Total</b> . . . . .	<b>2,666</b>	-	-	<b>2,666</b>	-	-
Male . . . . .	2,396	-	-	2,396	-	-
Female . . . . .	270	-	-	270	-	-
<b>Prior Service Enlistment - Total</b> . . . . .	<b>7,127</b>	-	<b>7</b>	<b>7,106</b>	<b>4</b>	<b>10</b>
Male . . . . .	6,903	-	7	6,882	4	10
Female . . . . .	224	-	-	224	-	-
<b>Immediate Reenlistment - Total</b> . . . . .	<b>61,651</b>	-	<b>12,815</b>	<b>45,664</b>	<b>146</b>	<b>3,026</b>
Male . . . . .	60,796	-	12,781	44,907	145	2,963
Female . . . . .	855	-	34	757	1	63

a/ Includes 0 Enlistments for Aviation Cadets.

OPR: Systems Management Division, Randolph Air Force Base, Texas.  
SOURCE: PMC-P144

UNCLASSIFIED

TABLE 68 - ENLISTMENTS BY EDUCATIONAL LEVEL, WORLD-WIDE - BY QUARTER - FY 1973

DATE AND TYPE OF ENLISTMENT													
	TOTAL			Non-High School or Non-Graduate		High School Graduate		Less Than 2 Years College		2 or More Years College No Degree		One or More Degrees	
	Total	Male	Fe-male	Male	Fe-male	Male	Fe-male	Male	Fe-male	Male	Fe-male	Male	Fe-male
TOTAL a/ . . . . .	103,710	97,044	6,666	14,825	133	69,270	5,462	5,992	437	3,124	259	3,833	375
<u>No Prior Service Enlistment - Total</u> . . . . .	93,917	87,745	6,172	14,516	133	63,654	5,257	5,485	426	2,774	253	1,316	103
First Quarter (1 Jul 1972 thru 30 Sep 1972)	28,764	27,452	1,312	3,350	18	21,090	1,138	1,681	93	837	48	494	15
Second Quarter (1 Oct 1972 thru 31 Dec 1972)	22,367	21,204	1,163	3,408	11	75,384	1,014	1,303	80	722	45	387	13
Third Quarter (1 Jan 1973 thru 31 Mar 1973)	21,558	20,005	1,553	3,861	31	13,574	1,333	1,569	95	738	67	263	27
Fourth Quarter (1 Apr 1973 thru 30 Jun 1973)	21,228	19,084	2,144	3,897	73	13,606	1,772	932	158	477	93	172	48
<u>Prior Service Enlistment - Total</u> . . . . .	7,127	6,903	224	303	-	5,615	205	503	11	349	6	133	2
First Quarter . . . . .	2,156	2,120	36	77	-	1,723	34	178	1	101	1	41	-
Second Quarter . . . . .	2,164	2,120	44	103	-	1,730	39	150	3	105	2	32	-
Third Quarter . . . . .	1,479	1,431	48	68	-	1,160	43	98	4	82	-	23	1
Fourth Quarter . . . . .	1,328	1,232	96	55	-	1,002	89	77	3	61	3	37	1
<u>Enlistment for Officer Training School or Aviation Cadet - Total</u> . . . . .	2,666	2,396	270	6	-	1	-	4	-	1	-	2,384	270
First Quarter . . . . .	863	777	86	6	-	-	-	3	-	-	-	768	86
Second Quarter . . . . .	669	622	47	-	-	-	-	-	-	-	-	622	47
Third Quarter . . . . .	528	503	25	-	-	-	-	1	-	1	-	501	25
Fourth Quarter . . . . .	606	494	112	-	-	1	-	-	-	-	-	493	112

UNCLASSIFIED

UNCLASSIFIED

a/ Excludes U Inductees (Unspecified USAF Component).

OPR: Systems Management Division, Randolph AFB, Texas.  
SOURCE: PMC-P144

TABLE 69 - NON-PRIOR SERVICE ENLISTMENTS BY ARMED FORCES QUALIFICATION TEST (AFQT) MENTAL CATEGORY -  
BY QUARTER - FY 1973

ENLISTED BY DATE AND SEX	TOTAL		PERSONNEL BY CATEGORY											
			CATEGORY 1 (93-100)		CATEGORY 2 (65-92)		CATEGORY 3 (31-64)		CATEGORY 4 (10-30)		CATEGORY 5 (9 & below)		CATEGORY Unknown or Non-Tested	
	Number	Percent	Number	Per- cent	Number	Per- cent	Number	Per- cent	Number	Per- cent	Num- ber	Per- cent	Number	Percent
<u>TOTAL</u> . . . . .	93,917	100.0	4,940	5.2	37,688	40.1	46,765	49.8	3,674	3.9	-	-	849	1.0
MALE - TOTAL a/ . . . . .	87,745	100.0	4,565	5.2	33,375	38.0	45,368	51.7	3,673	4.2	-	-	764	0.9
FEMALE - TOTAL . . . . .	6,172	100.0	375	6.1	4,313	69.9	1,397	22.6	1	.0	1	.0	85	1.4
<u>First Quarter (1 Jul 72 through 30 Sep 72) - Total</u> . . . . .	28,764	100.0	1,503	5.2	11,224	39.0	14,594	50.7	1,180	4.1	-	-	263	1.0
Male . . . . .	27,452	100.0	1,436	5.2	10,279	37.4	14,321	52.2	1,180	4.3	-	-	236	0.9
Female . . . . .	1,312	100.0	67	5.1	945	72.0	273	20.8	-	-	-	-	27	2.1
<u>Second Quarter (1 Oct 72 through 31 Dec 72) - Total</u> . . . . .	22,367	100.0	1,292	5.8	9,128	40.8	10,775	48.2	992	4.4	-	-	180	0.8
Male . . . . .	21,204	100.0	1,219	5.7	8,292	39.1	10,531	49.7	992	4.7	-	-	170	0.8
Female . . . . .	1,163	100.0	73	6.3	836	71.8	244	21.0	-	-	-	-	10	.9
<u>Third Quarter (1 Jan 73 through 31 Mar 73) - Total</u> . . . . .	21,558	100.0	1,221	5.7	9,057	41.9	10,105	46.9	975	4.5	-	-	200	1.0
Male . . . . .	20,005	100.0	1,124	5.6	7,935	39.6	9,795	49.0	975	4.9	-	-	176	.9
Female . . . . .	1,553	100.0	97	6.2	1,122	72.3	310	20.0	-	-	-	-	24	1.5
<u>Fourth Quarter (1 Apr 73 through 30 Jun 73) - Total</u> . . . . .	21,228	100.0	924	4.3	8,279	39.0	11,291	53.2	527	2.5	1	.0	206	1.0
Male . . . . .	19,084	100.0	786	4.1	6,869	36.0	10,721	56.1	526	2.8	-	-	182	1.0
Female . . . . .	2,144	100.0	138	6.4	1,410	65.9	570	26.6	1	.0	1	.0	24	1.1

a/ Includes 0 Inductees (Unspecified USAF Component)

OPR: Systems Management Division, Randolph AFB, Texas.  
SOURCE: PMC-P144

UNCLASSIFIED

UNCLASSIFIED

## UNCLASSIFIED

TABLE 70 - USAF RETIRED MILITARY PERSONNEL BY PAY GRADE, BY TYPE OF RETIREMENT, BY COMPONENT, INVENTORY - 30 JUNE 1973

GRADES FOR PAY	TOTAL	TYPE OF RETIREMENT					
		Non-Disability		Temporary Disability		Permanent Disability	
		Regular	a/ Non-Regular	Regular	Non-Regular	Regular	Non-Regular
<u>TOTAL</u> . . . . .	<u>324,483</u>	<u>215,105</u>	<u>46,553</u>	<u>4,847</u>	<u>331</u>	<u>44,973</u>	<u>12,674</u>
<u>OFFICER - TOTAL</u> . .	<u>91,401</u>	<u>26,001</u>	<u>46,113</u>	<u>291</u>	<u>316</u>	<u>6,165</u>	<u>12,515</u>
General . . . . .	1,079	516	93	10	-	444	16
Colonel . . . . .	14,239	7,504	4,039	66	6	1,985	639
Lieutenant Colonel	36,248	11,990	19,233	93	38	2,225	2,669
Major . . . . .	22,907	3,391	16,101	46	59	681	2,629
Captain . . . . .	5,954	211	2,894	63	135	293	2,358
1st Lieutenant . .	3,641	5	1,045	7	56	68	2,460
2nd Lieutenant . .	1,319	-	303	2	22	10	982
Warrant Officer . .	6,014	2,384	2,405	4	-	459	762
<u>AIRMAN - TOTAL</u> . .	<u>233,082</u>	<u>189,104</u>	<u>440</u>	<u>4,556</u>	<u>15</u>	<u>38,808</u>	<u>159</u>
Chief Master Sergeant . . . . .	11,670	10,159	31	48	-	1,430	2
Senior Master Sergeant . . . . .	19,427	16,932	59	80	-	2,352	4
Master Sergeant . .	74,751	65,735	249	267	-	8,479	21
Technical Sergeant	68,094	59,382	41	386	2	8,257	26
Staff Sergeant . .	43,564	33,369	52	865	3	9,239	36
Sergeant . . . . .	8,927	3,223	8	1,521	1	4,155	19
Airman First Class	4,332	226	-	993	5	3,084	24
Airman . . . . .	1,889	40	-	314	2	1,512	21
Airman Basic . . . .	427	38	-	82	2	299	6
Aviation Cadet . .	1	-	-	-	-	1	-

a/ Includes TITLE III

OPR: Systems Management Division, Randolph Air Force Base, Texas.  
 SOURCE: Uniform Officer and Airman Record

UNCLASSIFIED

## UNCLASSIFIED

TABLE 71 - DISTRIBUTION OF USAF REGULAR (MALE AND FEMALE) LINE AND OTHER THAN LINE COMMISSIONED OFFICERS BY PERMANENT GRADE AND TEMPORARY GRADE IN WHICH SERVING, 30 JUNE 1973

PERMANENT GRADE	GRADE IN WHICH SERVING										
	TOTAL	GEN	LT GEN	MAJ GEN	BRIG GEN	COL	LT COL	MAJ	CPT	1LT	2LT
<u>TOTAL . . . . .</u>	<u>61,500</u>	<u>14</u>	<u>38</u>	<u>149</u>	<u>206</u>	<u>6,001</u>	<u>13,116</u>	<u>17,327</u>	<u>21,416</u>	<u>1,593</u>	<u>1,640</u>
Maj Gen. . .	109	14	36	59	-	-	-	-	-	-	-
Brig Gen . .	131	-	1	84	46	-	-	-	-	-	-
Col. . . . .	2,632	-	1	6	133	2,492	-	-	-	-	-
Lt Col . . .	5,238	-	-	-	25	2,089	3,124	-	-	-	-
Maj. . . . .	19,016	-	-	-	2	1,414	9,806	7,794	-	-	-
Capt . . . .	20,734	-	-	-	-	6	186	9,469	11,073	-	-
1Lt. . . . .	11,155	-	-	-	-	-	-	64	10,284	807	-
2Lt. . . . .	2,485	-	-	-	-	-	-	-	59	786	1,640
Unk. . . . .	-	-	-	-	-	-	-	-	-	-	-

32,687 Serving One Grade Above Permanent Grade  
 1,769 Serving Two Grades Above Permanent Grade  
 9 Serving Three Grades Above Permanent Grade  
 - Serving Four Grades Above Permanent Grade

OPR: Systems Management Division, Randolph Air Force Base, Texas.  
 SOURCE: Uniform Officer Record

UNCLASSIFIED

**UNCLASSIFIED**

**TABLE 72 -- DISTRIBUTION OF USAF NON-REGULAR (MALE AND FEMALE) LINE AND OTHER THAN LINE COMMISSIONED OFFICERS BY PERMANENT GRADE AND TEMPORARY GRADE IN WHICH SERVING, 30 JUNE 1973**

PERMANENT GRADE	GRADE IN WHICH SERVING										
	TOTAL	GEN	LT GEN	MAJ GEN	BRIG GEN	COL	LT COL	MAJ	CPT	1LT	2LT
<u>TOTAL</u> . . . . .	<u>53,424</u>	-	-	<u>3</u>	<u>2</u>	<u>130</u>	<u>1,304</u>	<u>5,014</u>	<u>23,317</u>	<u>14,491</u>	<u>9,163</u>
Maj Gen . . .	4	-	-	3	-	1	-	-	-	-	-
Brig Gen. . .	2	-	-	-	2	-	-	-	-	-	-
Col . . . . .	141	-	-	-	-	117	24	-	-	-	-
Lt Col. . . .	1,192	-	-	-	-	8	996	188	-	-	-
Maj . . . . .	3,700	-	-	-	-	4	279	3,328	89	-	-
Cpt . . . . .	15,148	-	-	-	-	-	5	1,485	13,613	45	-
1Lt . . . . .	13,633	-	-	-	-	-	-	12	9,438	4,176	7
2Lt . . . . .	19,604	-	-	-	-	-	-	1	177	10,270	9,156

21,480 Serving One Grade Above Permanent Grade  
 198 Serving Two Grades Above Permanent Grade  
 1 Serving Three Grades Above Permanent Grade  
 - Serving Four Grades Above Permanent Grade

OPR: Systems Management Division, Randolph Air Force Base, Texas.  
 SOURCE: Uniform Officer Record



## UNCLASSIFIED

TABLE 73 — NON-BATTLE DEATHS OF USAF OFFICERS BY AERONAUTICAL RATING, BY GRADE IN WHICH SERVING AT TIME OF DEATH, WORLD-WIDE — SEMIANNUALLY — FY 1973

GRADE	TOTAL	PILOT DEATHS			NAVIGATOR/OBSERVER DEATHS		
		TOTAL	First Half FY 1973 (1 Jul 1972 through 31 Dec 1972)	Last Half FY 1973 (1 Jan 1973 through 30 Jun 1973)	TOTAL	First Half FY 1973 (1 Jul 1972 through 31 Dec 1972)	Last Half FY 1973 (1 Jan 1973 through 30 Jun 1973)
<u>TOTAL</u> . . . . .	<u>78</u>	<u>58</u>	<u>55</u>	<u>3</u>	<u>20</u>	<u>12</u>	<u>8</u>
General . . . . .	1	1	1	-	-	-	-
Colonel . . . . .	3	1	1	-	2	1	1
Lieutenant Colonel . . . . .	9	8	8	-	1	1	-
Major . . . . .	17	11	10	1	6	5	1
Captain . . . . .	31	24	22	2	7	4	3
First Lieutenant	14	10	10	-	4	1	3
Second Lieutenant	3	3	3	-	-	-	-

OPR: Systems Management Division, Randolph Air Force Base, Texas.  
SOURCE: Casualty History File

TABLE 74 — NON-BATTLE DEATHS OF USAF OFFICERS AND AIRMEN BY GRADE IN WHICH SERVING AT TIME OF DEATH, WORLD-WIDE — SEMIANNUALLY — FY 1973

GRADE	OFFICER DEATHS			AIRMAN GRADE	AIRMAN DEATHS		
	TOTAL	First Half FY 1973 (1 Jul 1972 through 31 Dec 1972)	Last Half FY 1973 (1 Jan 1973 through 30 Jun 1973)		TOTAL	First Half FY 1973 (1 Jul 1972 through 31 Dec 1972)	Last Half FY 1973 (1 Jan 1973 through 30 Jun 1973)
<u>TOTAL</u> . . . . .	<u>183</u>	<u>106</u>	<u>77</u>	<u>TOTAL</u> . . . . .	<u>729</u>	<u>401</u>	<u>328</u>
General . . . . .	2	1	1	Chief Master Sergeant	13	8	5
Colonel . . . . .	14	7	7	Senior Master Sergeant	18	7	11
Lieutenant Colonel	29	17	12	Master Sergeant . . .	58	22	36
Major . . . . .	39	23	16	Technical Sergeant . .	95	48	47
Captain . . . . .	63	36	27	Staff Sergeant . . . .	163	87	76
First Lieutenant . .	27	15	12	Sergeant . . . . .	167	99	68
Second Lieutenant .	9	7	2	Airman First Class . .	122	84	38
Warrant Officer . .	-	-	-	Airman . . . . .	67	33	34
				Airman Basic . . . . .	26	13	13

OPR: Systems Management Division, Randolph Air Force Base, Texas.  
SOURCE: Casualty History File

UNCLASSIFIED

UNCLASSIFIED

TABLE 75 - NON-BATTLE DEATHS OF USAF OFFICERS BY AGE GROUP, BY GRADE IN WHICH SERVING AT TIME OF DEATH, WORLD-WIDE - SEMIANNUALLY - FY 1973

GRADE	TOTAL	AGE GROUP							
		20 thru 24	25 thru 29	30 thru 34	35 thru 39	40 thru 44	45 thru 49	50 thru 54	55 and older
<b>TOTAL</b> . . . . .	<u>183</u>	<u>17</u>	<u>49</u>	<u>35</u>	<u>26</u>	<u>25</u>	<u>13</u>	<u>14</u>	<u>4</u>
<b>First Half FY 1973 - Total</b> . . .	<u>106</u>	<u>11</u>	<u>32</u>	<u>18</u>	<u>14</u>	<u>15</u>	<u>6</u>	<u>8</u>	<u>2</u>
General . . . . .	1	-	-	-	-	-	-	1	-
Colonel . . . . .	7	-	-	-	-	1	1	4	1
Lieutenant Colonel . . . . .	17	-	-	-	2	9	3	2	1
Major . . . . .	23	-	1	4	10	5	2	1	-
Captain . . . . .	36	-	21	13	2	-	-	-	-
First Lieutenant . . . . .	15	6	9	-	-	-	-	-	-
Second Lieutenant . . . . .	7	5	1	1	-	-	-	-	-
Warrant Officer . . . . .	-	-	-	-	-	-	-	-	-
<b>Last Half FY 1973 - Total</b> . . .	<u>77</u>	<u>6</u>	<u>17</u>	<u>17</u>	<u>12</u>	<u>10</u>	<u>7</u>	<u>6</u>	<u>2</u>
General . . . . .	1	-	-	-	-	-	-	1	-
Colonel . . . . .	7	-	-	-	-	1	4	1	1
Lieutenant Colonel . . . . .	12	-	-	-	2	3	2	4	1
Major . . . . .	16	-	-	2	8	5	1	-	-
Captain . . . . .	27	-	10	14	2	1	-	-	-
First Lieutenant . . . . .	12	5	6	1	-	-	-	-	-
Second Lieutenant . . . . .	2	1	1	-	-	-	-	-	-
Warrant Officer . . . . .	-	-	-	-	-	-	-	-	-

OPR: Systems Management Division, Randolph Air Force Base, Texas.  
SOURCE: Casualty History File

TABLE 76 - NON-BATTLE DEATHS OF AIRMEN BY AGE GROUP, BY GRADE IN WHICH SERVING AT TIME OF DEATH, WORLD-WIDE - SEMIANNUALLY - FY 1973

GRADE	TOTAL	AGE GROUP								
		17 thru 19	20 thru 24	25 thru 29	30 thru 34	35 thru 39	40 thru 44	45 thru 49	50 thru 54	55 and older
<b>TOTAL</b> . . . . .	<u>729</u>	<u>68</u>	<u>299</u>	<u>93</u>	<u>65</u>	<u>99</u>	<u>65</u>	<u>24</u>	<u>11</u>	<u>5</u>
<b>First Half FY 1973 - Total</b> . . .	<u>401</u>	<u>45</u>	<u>178</u>	<u>50</u>	<u>35</u>	<u>43</u>	<u>31</u>	<u>12</u>	<u>5</u>	<u>2</u>
Chief Master Sergeant . . . . .	8	-	-	-	-	2	1	2	1	2
Senior Master Sergeant . . . . .	7	-	-	-	-	1	3	2	1	-
Master Sergeant . . . . .	22	-	-	-	2	7	9	3	1	-
Technical Sergeant . . . . .	48	-	-	3	13	19	7	4	2	-
Staff Sergeant . . . . .	87	-	13	30	20	14	9	1	-	-
Sergeant . . . . .	99	-	85	12	-	-	-	-	-	-
Airman First Class . . . . .	84	24	55	5	-	-	-	-	-	-
Airman . . . . .	33	16	17	-	-	-	-	-	-	-
Airman Basic . . . . .	13	5	8	-	-	-	-	-	-	-
<b>Last Half FY 1973 - Total</b> . . .	<u>328</u>	<u>23</u>	<u>121</u>	<u>43</u>	<u>30</u>	<u>56</u>	<u>34</u>	<u>12</u>	<u>6</u>	<u>3</u>
Chief Master Sergeant . . . . .	5	-	-	-	-	-	4	-	1	-
Senior Master Sergeant . . . . .	11	-	-	-	-	-	4	6	-	1
Master Sergeant . . . . .	36	-	-	-	1	11	15	3	4	2
Technical Sergeant . . . . .	47	-	-	-	11	25	8	2	1	-
Staff Sergeant . . . . .	76	-	7	30	17	18	3	1	-	-
Sergeant . . . . .	68	-	55	10	1	2	-	-	-	-
Airman First Class . . . . .	38	4	33	1	-	-	-	-	-	-
Airman . . . . .	34	16	17	1	-	-	-	-	-	-
Airman Basic . . . . .	13	3	9	1	-	-	-	-	-	-

OPR: Systems Management Division, Randolph Air Force Base, Texas.  
SOURCE: Casualty History File

UNCLASSIFIED

## UNCLASSIFIED

TABLE 77 - NON-BATTLE DEATHS OF USAF OFFICERS BY AGE GROUP, BY CAUSATIVE AGENT, WORLD-WIDE - SEMIANNUALLY - FY 1973

CAUSATIVE AGENT	TOTAL	AGE GROUP							
		20 thru 24	25 thru 29	30 thru 34	35 thru 39	40 thru 44	45 thru 49	50 thru 54	55 and Older
<u>FY 1973 - TOTAL</u> . . . . .	<u>183</u>	<u>17</u>	<u>49</u>	<u>35</u>	<u>26</u>	<u>25</u>	<u>13</u>	<u>14</u>	<u>4</u>
<u>First Half FY 1973 - Total</u> . . .	<u>106</u>	<u>11</u>	<u>32</u>	<u>18</u>	<u>14</u>	<u>15</u>	<u>6</u>	<u>8</u>	<u>2</u>
Aircraft Accident . . . . .	65	9	24	15	6	7	3	1	--
Vehicle Accident. . . . .	13	1	3	2	3	3	--	1	--
Disease . . . . .	20	--	2	--	4	5	2	5	2
Other . . . . .	8	1	3	1	1	--	1	1	--
<u>Last Half FY 1973 - Total</u> . . .	<u>77</u>	<u>6</u>	<u>17</u>	<u>17</u>	<u>12</u>	<u>10</u>	<u>7</u>	<u>6</u>	<u>2</u>
Aircraft Accident . . . . .	36	4	10	11	6	3	1	1	--
Vehicle Accident. . . . .	10	--	4	2	3	1	--	--	--
Disease . . . . .	25	1	2	2	3	5	5	5	2
Other . . . . .	6	1	1	2	--	1	1	--	--

OPR: Systems Management Division, Randolph Air Force Base, Texas.  
Source: Casualty History File

TABLE 78 - NON-BATTLE DEATHS OF USAF AIRMEN BY AGE GROUP, BY CAUSATIVE AGENT, WORLD-WIDE - SEMIANNUALLY - FY 1973

CAUSATIVE AGENT	TOTAL	AGE GROUP							
		17 thru 19	20 thru 24	25 thru 29	30 thru 34	35 thru 39	40 thru 44	45 thru 49	50 and Older
<u>FY 1973 - TOTAL</u> . . . . .	<u>729</u>	<u>68</u>	<u>299</u>	<u>93</u>	<u>65</u>	<u>99</u>	<u>65</u>	<u>24</u>	<u>16</u>
<u>First Half FY 1973 - Total</u>	<u>401</u>	<u>45</u>	<u>178</u>	<u>50</u>	<u>35</u>	<u>43</u>	<u>31</u>	<u>12</u>	<u>7</u>
Aircraft Accident . . . . .	11	--	1	2	5	2	1	--	--
Vehicle Accident. . . . .	166	26	96	18	11	9	4	1	1
Disease . . . . .	111	5	18	13	13	23	23	10	6
Other . . . . .	113	14	63	17	6	9	3	1	--
<u>Last Half FY 1973 - Total</u>	<u>328</u>	<u>23</u>	<u>121</u>	<u>43</u>	<u>30</u>	<u>56</u>	<u>34</u>	<u>12</u>	<u>9</u>
Aircraft Accident . . . . .	8	--	4	2	--	1	1	--	--
Vehicle Accident. . . . .	118	9	63	20	10	12	2	1	1
Disease . . . . .	103	3	7	9	13	25	27	11	8
Other . . . . .	99	11	47	12	7	18	4	--	--

OPR: Systems Management Division, Randolph Air Force Base, Texas.  
Source: Casualty History File

UNCLASSIFIED

## UNCLASSIFIED

TABLE 79 — SOUTHEAST ASIA BATTLE DEATHS OF USAF OFFICERS BY AERONAUTICAL RATING, BY GRADE IN WHICH SERVING AT TIME OF DEATH — SEMIANNUALLY — FY 1973

GRADE	TOTAL	PILOT DEATHS			NAVIGATORS/OBSERVER DEATHS		
		TOTAL	FIRST HALF FY 1973 (1 JUL 1972 THROUGH 31 DEC 1972)	LAST HALF FY 1973 (1 JAN 1973 THROUGH 30 JUN 1973)	TOTAL	FIRST HALF FY 1973 (1 JUL 1972 THROUGH 31 DEC 1972)	LAST HALF FY 1973 (1 JAN 1973 THROUGH 30 JUN 1973)
<u>TOTAL</u> . . . . .	<u>38</u>	<u>23</u>	<u>20</u>	<u>3</u>	<u>15</u>	<u>13</u>	<u>2</u>
Gen . . . . .	--	--	--	--	--	--	--
Col . . . . .	--	--	--	--	--	--	--
Lt Col. . . . .	4	3	3	--	1	1	--
Maj . . . . .	9	6	6	--	3	3	--
Capt. . . . .	17	10	9	1	7	5	2
1Lt . . . . .	8	4	2	2	4	4	--
2Lt . . . . .	--	--	--	--	--	--	--

OPR: Systems Management Division, Randolph Air Force Base, Texas.  
Source: Casualty History File

TABLE 80 — SOUTHEAST ASIA BATTLE DEATHS OF USAF OFFICERS AND AIRMEN BY GRADE IN WHICH SERVING AT TIME OF DEATH — SEMIANNUALLY — FY 1973

GRADE	OFFICER DEATHS			AIRMAN GRADE	AIRMAN DEATHS		
	TOTAL	FIRST HALF FY 1973 (1 JUL 1972 THROUGH 31 DEC 1972)	LAST HALF FY 1973 (1 JAN 1973 THROUGH 30 JUN 1973)		TOTAL	FIRST HALF FY 1973 (1 JUL 1972 THROUGH 31 DEC 1972)	LAST HALF FY 1973 (1 JAN 1973 THROUGH 30 JUN 1973)
<u>TOTAL</u> . . . . .	<u>38</u>	<u>33</u>	<u>5</u>	<u>TOTAL</u> . . . . .	<u>15</u>	<u>6</u>	<u>9</u>
Gen . . . . .	--	--	--	CMSgt . . . . .	--	--	--
Col . . . . .	--	--	--	SMSgt . . . . .	2	2	--
Lt Col. . . . .	4	4	--	MSgt . . . . .	1	1	--
Maj . . . . .	9	9	--	TSgt . . . . .	1	--	1
Capt . . . . .	17	14	3	SSgt . . . . .	4	1	3
1Lt . . . . .	8	6	2	Sgt . . . . .	6	1	5
2Lt . . . . .	--	--	--	Amn 1st Class . . . . .	1	1	--
Warrant Officer	--	--	--	Amn . . . . .	--	--	--
				Amn Basic . . . . .	--	--	--

OPR: Systems Management Division, Randolph Air Force Base, Texas.  
Source: Casualty History File

UNCLASSIFIED

**UNCLASSIFIED**  
**PERSONNEL CONTINUED**

**CIVILIAN PERSONNEL**

DETAILED DATA PERTAINING TO CIVILIAN PERSONNEL  
STRENGTH ARE NOT AVAILABLE.

**UNCLASSIFIED**

# UNCLASSIFIED

**TABLE 81 - SUMMARY OF USAF CIVILIAN RETIREMENT FUND TRANSACTIONS FOR THE  
CALENDAR YEAR ENDED 31 DECEMBER 1972**

(Civilian Retirement Fund Transactions are reported only on a Calendar Year basis)

SUMMARY NOMENCLATURE	CALENDAR YEAR 1972
Current Year Total Payments to Retirement Fund . . . . .	\$ <u>416,322,548.65</u>
Current Year Employee Deductions . . . . .	208,161,316.34
Current Year Air Force Contribution . . . . .	a/ 208,161,232.31
Cumulative Year-End Total Retirement Deductions . . . . .	<u>1,345,056,895.43</u>
Year-End Total of Active Accounts (Number) . . . . .	<u>262,486</u>


a/ Variance from employee deductions results from adjustment for current and prior year transactions.

Source: Assistant Comptroller of The Air Force for Accounting and Finance, (Air Force Accounting and Finance Center, Denver, Colorado) RCS: 2HAF-XCS-C2 CY 1972

# UNCLASSIFIED

**UNCLASSIFIED**

**UNCLASSIFIED**



*Medical*



*PART VII*





## UNCLASSIFIED

## MEDICAL

## PART VII

## DEFINITIONS

ADMISSION - When applied to: (1) Active duty military personnel, the term indicates that the individual has been placed under treatment as a quarters patient or as a hospital bed occupant on an excused-from-duty basis. (2) A civilian patient, the term indicates that a patient has entered a hospital as a bed occupant, for some form of treatment.

ADMISSION RATE - The admission rate is a measure which indicates the frequency with which military patients are excused from duty for medical reasons. Hence, the admission rate is based on admissions from duty. These are annual admission rates, which show the number of admissions that would occur during a 365 day year if admissions occurred throughout an entire year at the same frequency as in the period of observation. The annual admission rate per thousand average strength is computed as follows:

$$\frac{\text{Number of admissions during the period} \times \text{Number of such periods in a year} \times 1,000}{\text{Mean strength during the period}}$$

AIR FORCE PERSONNEL - Air Force military personnel on active duty, not including Air Force Academy cadets or personnel on active duty for training.

AVERAGE OCCUPIED BEDS - The average of the numbers of patients occupying beds in hospitals as of midnight of each day in the period.

COMPLETE PHYSICAL EXAMINATIONS - Complete physical examinations include only those recorded on the Report of Medical Examination (Standard Form 88); physical inspections of food handlers or barbers are not included nor are examinations of personnel who are ill.

HOSPITALIZED RATIO - The hospitalized ratio is the weighted average of the proportions of strength in an inpatient status each day (of the period for which it is computed). It differs from the noneffective ratio in that it includes only bed occupancy days in hospital. The ratio is computed per 100 strength as follows:

$$\frac{\text{Number of bed occupancy days in the period} \times 100}{\text{Mean strength} \times \text{Number of calendar days in the period}}$$

INPATIENT ADMISSION - The enrollment of a patient for care on the wards of a hospital.

NONEFFECTIVE RATIO - The medical noneffective ratio is the weighted average of the proportions of strength not available for duty, for medical reasons, each day (of the period for which it is computed). Such persons may be under treatment as inpatients, in quarters, on sick leave, or AWOL from a patient status. The ratio is computed for a specified period, per 100 strength as follows:

$$\frac{\text{Number of sick days in period} \times 100}{\text{Mean strength} \times \text{Number of calendar days in the period}}$$

OPERATING BEDS - This term applies to beds with staff and equipment ready for treatment of patients.

OUTPATIENT VISITS - One visit is counted each time an outpatient or quarters patient received advice and/or treatment at an organized clinic or specialty service. More than one visit per patient may be counted on a given day.

PHYSIOLOGICAL TRAINING - Program of instruction to familiarize the flyer with the physiological and psychological stresses of modern military aviation and space flight, and to prepare him to meet these stresses successfully. Physiological training officers are also responsible for training air crew members in functions of personnel protective equipment which is used in flight, escape from aircraft, and survival.

UNCLASSIFIED

TABLE 82 — SELECTED DATA CONCERNING MEDICAL CARE PROVIDED AT FIXED AIR FORCES MEDICAL FACILITIES  
WORLD-WIDE — FY 1969 THRU FY 1973

INDEX	FISCAL YEAR				
	1969	1970	1971	1972	1973
Number of operating beds at end of fiscal year .....	10,686	10,466	10,023	9,398	8,831
Average number of patients occupying beds (during the FY):					
Total .....	8,383	7,750	7,250	6,545	5,922
AD US military personnel .....	4,375	3,845	3,472	3,029	2,579
Air Force personnel .....	3,738	3,356	3,056	2,750	2,369
Army personnel .....	386	369	311	195	114
Navy personnel .....	251	140	104	85	96
Other US active duty military personnel .....	34	20	22	19	18
Active duty personnel of US nonmilitary uniformed services.	9	9	7	8	8
Retired personnel of US uniformed services, total .....	605	618	689	662	676
Retired Air Force personnel .....	368	377	434	419	436
Retired Army personnel .....	140	144	171	145	140
Retired Navy personnel .....	90	91	108	92	95
Other retired personnel .....	7	6	12	6	5
Dependents of US uniformed services personnel, total .....	3,074	2,986	2,831	2,663	2,493
Dependents of US active duty military personnel .....	2,380	2,269	2,101	1,922	1,707
Dependents of Air Force .....	2,046	1,951	1,821	1,683	1,491
Dependents of Army .....	214	192	171	145	123
Dependents of Navy .....	120	126	108	94	94
Dependents of retired and deceased US military personnel.	680	702	719	727	772
Dependents of US nonmilitary uniformed services personnel	14	15	12	13	13
All other beneficiaries .....	286	272	229	164	148
Total number of inpatient admissions .....	369,031	350,948	341,551	330,468	304,893
Inpatient admissions of:					
AD US military personnel .....	142,945	130,202	123,927	122,446	107,379
Other US active duty military personnel .....	1,347	898	1,032	962	923
Active duty US nonmilitary uniformed services personnel ...	312	327	327	320	346
Retired US military personnel .....	19,666	20,492	23,042	24,240	24,748
Retired US nonmilitary uniformed services personnel .....	235	197	194	198	197
Dependents of US uniformed services personnel, total .....	194,633	188,818	184,122	175,748	165,257
Dependents of:					
US active duty military personnel .....	163,430	156,424	148,819	139,192	126,766
Retired and deceased US military personnel .....	30,450	31,651	34,682	35,873	37,747
US nonmilitary uniformed services personnel .....	753	743	621	683	744
All other beneficiaries .....	9,893	10,014	9,101	6,752	6,043

UNCLASSIFIED

UNCLASSIFIED

TABLE 82 - SELECTED DATA CONCERNING MEDICAL CARE PROVIDED AT FIXED AIR FORCES MEDICAL FACILITIES  
WORLD-WIDE - FY 1969 THRU FY 1973 (CONTINUED)

INDEX	FISCAL YEAR				
	1969	1970	1971	1972	1973
Total number of outpatient visits .....	17,648,939	17,280,971	16,959,097	16,533,685	16,434,230
Outpatient visits of:					
EAD US military personnel .....	6,835,609	6,457,506	6,176,077	5,933,861	5,844,670
Other US active duty military personnel .....	59,326	62,676	65,193	78,118	73,057
Active duty personnel of US nonmilitary uniformed services .....	5,647	5,101	4,444	7,513	8,928
Retired US uniformed services personnel .....	576,514	631,030	722,455	789,217	882,075
Dependents of US active duty military personnel .....	8,479,524	8,342,484	8,082,976	7,768,483	7,520,118
Dependents of retired and deceased US uniformed services personnel .....	922,351	1,028,229	1,230,063	1,355,892	1,559,257
US civilian employees .....	567,511	542,115	491,869	447,408	381,144
All other beneficiaries .....	202,457	211,830	186,020	153,193	154,657
Total number of immunizations .....	8,701,109	7,392,724	7,185,615	5,596,624	4,962,556
Total number of flight physical examinations .....	211,547	206,440	200,506	178,420	167,098
Total number of other complete physical examinations .....	636,512	511,924	502,436	478,963	479,251

SOURCE: Biometrics Division, Office of the Surgeon General, USAF.

UNCLASSIFIED

UNCLASSIFIED

## UNCLASSIFIED

TABLE 83 -- ADMISSION RATES FOR MAJOR ILLNESS GROUPS, BY MONTH AND GEOGRAPHIC AREA, AIR FORCE PERSONNEL -- FY 1969 THRU FY 1973

(Admissions per year per 1,000 strength)

MAJOR ILLNESS GROUP AND FISCAL YEAR	AVERAGE FOR FISCAL YEAR	JUL	AUG	SEP	OCT	NOV	DEC	JAN	FEB	MAR	APR	MAY	JUN
WORLDWIDE													
ALL CAUSES - TOTAL													
FY 1969 .....	187	167	167	184	179	173	229	236	193	191	190	172	161
FY 1970 .....	170	154	151	170	181	161	157	195	198	185	175	154	161
FY 1971 .....	185	161	165	178	184	182	155	191	197	221	210	194	191
FY 1972 .....	212	176	191	204	195	216	185	258	256	225	222	219	202
FY 1973 .....	235	190	216	220	225	249	222	321	277	242	236	226	208
DISEASE													
FY 1969 .....	170	149	149	165	160	156	215	220	177	174	173	154	143
FY 1970 .....	153	136	133	152	161	142	141	178	181	170	157	137	144
FY 1971 .....	167	143	146	159	164	163	140	174	181	203	192	173	170
FY 1972 .....	192	155	171	183	174	196	168	238	235	206	201	197	180
FY 1973 .....	211	166	190	195	199	230	201	295	255	219	211	200	183
NON-BATTLE INJURY													
FY 1969 .....	17	18	17	19	19	17	15	16	16	16	17	18	18
FY 1970 .....	17	18	18	18	20	18	15	16	17	15	17	17	17
FY 1971 .....	18	18	19	19	20	19	15	17	16	18	18	20	20
FY 1972 .....	20	21	21	21	21	20	17	20	21	19	20	17	21
FY 1973 .....	19	19	21	20	21	19	16	19	18	18	20	21	20
CONTINENTAL US (EXCLUDES ALASKA AND HAWAII)													
ALL CAUSES - TOTAL													
FY 1969 .....	170	150	142	154	159	156	232	214	180	178	177	151	141
FY 1970 .....	157	138	134	154	162	142	130	187	194	179	168	146	148
FY 1971 .....	178	152	156	171	173	171	143	188	190	219	210	190	179
FY 1972 .....	203	168	180	196	184	207	171	258	253	215	212	207	183
FY 1973 .....	220	174	199	197	209	225	191	319	266	227	226	218	198
DISEASE													
FY 1969 .....	154	133	126	136	141	141	219	200	166	163	161	135	125
FY 1970 .....	141	122	117	137	144	126	116	171	178	165	151	130	131
FY 1971 .....	161	135	139	153	155	154	128	172	175	202	192	170	160
FY 1972 .....	184	148	160	176	165	188	155	240	233	197	192	186	163
FY 1973 .....	198	154	175	175	185	207	172	295	246	205	202	192	174
NON-BATTLE INJURY													
FY 1969 .....	16	17	16	18	18	15	13	14	14	15	16	16	16
FY 1970 .....	16	16	17	16	18	16	13	16	17	14	17	16	17
FY 1971 .....	17	17	17	18	18	17	15	16	15	17	18	20	19
FY 1972 .....	19	20	20	20	19	19	16	19	20	18	20	21	20
FY 1973 .....	18	17	19	17	20	16	15	17	16	17	20	21	20

UNCLASSIFIED

## UNCLASSIFIED

TABLE 83 - ADMISSION RATES FOR MAJOR ILLNESS GROUPS, BY MONTH AND GEOGRAPHIC AREA,  
AIR FORCE PERSONNEL - FY 1969 THRU FY 1973 (CONTINUED)

(Admissions per year per 1,000 strength)

MAJOR ILLNESS GROUP AND FISCAL YEAR	AVERAGE FOR FISCAL YEAR	JUL	AUG	SEP	OCT	NOV	DEC	JAN	FEB	MAR	APR	MAY	JUN
OUTSIDE CONTINENTAL US (INCLUDES ALASKA AND HAWAII)													
ALL CAUSES - TOTAL													
FY 1969 .....	222	203	219	248	223	208	224	280	219	216	216	212	199
FY 1970 .....	197	185	184	202	217	198	211	210	205	197	189	170	188
FY 1971 .....	201	181	183	193	206	204	181	199	212	224	212	202	219
FY 1972 .....	237	197	217	224	222	241	219	257	264	250	247	253	254
FY 1973 .....	279	232	265	284	267	318	311	326	309	287	267	250	237
DISEASE													
FY 1969 .....	202	182	198	224	199	187	205	260	198	197	196	192	178
FY 1970 .....	177	164	164	179	194	175	191	192	188	179	170	152	169
FY 1971 .....	180	161	162	171	183	181	164	180	194	205	192	181	196
FY 1972 .....	214	174	194	200	197	218	202	235	243	230	224	227	227
FY 1973 .....	249	199	230	250	235	292	284	295	280	258	238	222	209
NON-BATTLE INJURY													
FY 1969 .....	20	20	20	23	23	21	18	19	20	18	19	20	20
FY 1970 .....	20	21	20	22	23	23	19	18	18	17	18	18	18
FY 1971 .....	21	20	21	22	22	22	17	19	18	20	20	22	23
FY 1972 .....	22	22	23	24	25	23	17	22	21	20	22	24	26
FY 1973 .....	23	23	25	27	25	26	19	22	21	20	20	21	22

SOURCE: Biometrics Division, Office of the Surgeon General, USAF.

UNCLASSIFIED

## UNCLASSIFIED

TABLE 84 - NON-EFFECTIVE RATIOS FOR ALL CAUSES, BY MONTH, AIR FORCE PERSONNEL,  
WORLD-WIDE - FY 1969 THRU FY 1973

(Personnel not available for duty because of medical reasons per 100 average strength)

FISCAL YEAR	AVERAGE FOR FISCAL YEAR	JUL	AUG	SEP	OCT	NOV	DEC	JAN	FEB	MAR	APR	MAY	JUN
FY 1969 .....	.69	.64	.66	.67	.68	.69	.70	.71	.71	.72	.70	.69	.66
FY 1970 .....	.67	.65	.66	.67	.68	.68	.63	.68	.73	.72	.68	.68	.64
FY 1971 .....	.68	.64	.67	.68	.68	.69	.63	.67	.70	.73	.71	.68	.65
FY 1972 .....	.66	.64	.65	.64	.64	.66	.62	.67	.70	.70	.68	.67	.63
FY 1973 .....	.66	.60	.61	.63	.64	.67	.63	.71	.72	.70	.70	.68	.64

SOURCE: Biometrics Division, Office of the Surgeon General, USAF.

TABLE 85 - HOSPITALIZED RATIOS FOR ALL CAUSES BY MONTH, AIR FORCE PERSONNEL,  
WORLD-WIDE - FY 1969 THRU FY 1973

(Personnel occupying hospital beds per 100 average strength)

FISCAL YEAR	AVERAGE FOR FISCAL YEAR	JUL	AUG	SEP	OCT	NOV	DEC	JAN	FEB	MAR	APR	MAY	JUN
FY 1969 .....	.50	.49	.49	.50	.51	.51	.43	.48	.52	.53	.51	.50	.48
FY 1970 .....	.48	.47	.48	.49	.49	.49	.40	.47	.51	.50	.49	.47	.45
FY 1971 .....	.48	.45	.47	.49	.49	.50	.40	.47	.50	.51	.50	.48	.45
FY 1972 .....	.44	.45	.45	.45	.45	.45	.37	.44	.46	.46	.44	.44	.41
FY 1973 .....	.40	.40	.41	.41	.42	.42	.35	.43	.43	.42	.40	.39	.37

SOURCE: Biometrics Division, Office of the Surgeon General, USAF.

UNCLASSIFIED

# UNCLASSIFIED

**TABLE 86 -- NUMBER OF INDIVIDUALS COMPLETING PHYSIOLOGICAL TRAINING ACCORDING TO PHASE OF TRAINING -- FY 1969 THRU FY 1973**

FISCAL YEAR	ORIGINAL	REFRESHER	PASSENGER	PRESSURE SUIT	EJECTION SEAT
FY 1969 .....	15,997	31,846	8,685	287	11,879
FY 1970 .....	17,265	29,947	7,009	298	7,822
FY 1971 .....	16,503	27,697	4,340	196	8,459
FY 1972 .....	14,806	28,398	3,810	237	7,493
FY 1973 .....	12,003	24,668	1,671	125	6,290
TOTALS .....	76,574	142,556	25,515	1,143	41,943

NOTE: Most of the trainees are Air Force active duty military personnel. Members of the Other US Armed Forces, allied military personnel, and civilians are also included. (See AFR 50-27).

SOURCE: Aerospace Medicine Division, Office of the Surgeon General, USAF.

# UNCLASSIFIED



**UNCLASSIFIED**

**UNCLASSIFIED**



*Security & Discipline*

*PART VIII*



**UNCLASSIFIED**  
**THE AIR FORCE CORRECTION PROGRAM**      **PART VIII**  
**SECURITY POLICE**



## INTRODUCTION

Information is collected semiannually for use in managing the Air Force Correction Program and is derived from reports required by AFR 125-17.

## DEFINITIONS

DETENTION FACILITY - This facility services one base. Because of space and manpower limitations, casual prisoners from other services are usually not accepted for confinement.

CONSOLIDATED DETENTION FACILITY - This facility services more than one base in a geographical area and is used to confine Air Force casual, pretrial, adjudged, and sentenced prisoners who do not meet the criteria for transfer to the 3320th Retraining Group or the United States Disciplinary Barracks. Other service casual, pretrial, adjudged, and sentenced prisoners may be confined, by appropriate written agreement, providing the other service assigns personnel commensurate with their average daily prisoner load.

CORRECTIONAL CUSTODY - The physical restraint of a person imposed as a punishment under Article 15, UCMJ. (MCM, 1969)

CASUAL STATUS - A prisoner held at a Detention or Consolidated Detention facility awaiting disposition instructions or transfer arrangements.

**UNCLASSIFIED**

## UNCLASSIFIED

TABLE 87 - DETENTION FACILITIES OPERATED BY AIR FORCE INSTALLATIONS  
SEMIANNUALLY - FY 1973

(Last Day of Reporting Period)

COMMAND	Consolidated Detention		Detention	
	As of 31 Dec 72	As of 30 Jun 73	As of 31 Dec 72	As of 30 Jun 73
WORLDWIDE - TOTAL	17	16	103	108
Alaskan Air Command .....	-	-	1	1
Aerospace Defense Command .	1	-	6	6
Air Force Communications Service .....	-	-	1	1
Air Force Logistics Command .....	-	-	3	4
Air Force Systems Command .....	3	3	2	2
Air Training Command .....	3	3	12	12
Air University .....	1	1	-	-
Headquarters Command, USAF .	-	-	-	-
Military Airlift Command .....	1	2	7	5
Pacific Air Forces .....	2	2	10	13
Strategic Air Command .....	2	-	28	30
Tactical Air Command .....	2	2	12	13
United States Air Force Academy .....	-	-	1	1
US Air Forces in Europe ...	2	3	15	15
USAF Security Service .....	-	-	5	5
USAF Southern Command .....	-	-	-	-

Source: Resources Management Division, Directorate of Security  
Police, TIG, Headquarters, USAF. RCS: HAF-IGS(SA)-7102,  
31 Dec 72 and 30 Jun 73 unclassified.

UNCLASSIFIED

## UNCLASSIFIED

TABLE 88 - AIR FORCE PRISONERS - TOTAL IN CONFINEMENT  
SEMIANNUALLY - FY 1973

(Last Day of Reporting Period)

COMMAND	As of 31 Dec 72	As of 30 Jun 73
WORLDWIDE - TOTAL .....	541	604
Alaskan Air Command .....	1	1
Aerospace Defense Command .....	6	5
Air Force Communications Service .	1	3
Air Force Logistics Command .....	3	11
Air Force Systems Command .....	12	8
Air Training Command .....	32	49
Air University .....	3	4
Headquarters Command, USAF .....	7	0
Military Airlift Command .....	32	24
Pacific Air Forces .....	29	37
Strategic Air Command .....	112	98
Tactical Air Command .....	49	57
United States Air Force Academy ..	-	-
US Air Forces in Europe .....	10	12
USAF Security Service .....	-	2
USAF Southern Command .....	-	0
3320th Retraining Group .....	180	209
Federal Facilities .....	3	3
US Disciplinary Barracks .....	61	81

Source: Resources Management Division, Directorate of Security  
Police, TIG, Headquarters, USAF. RCS: HAF-IGS(M)-7106,  
31 Dec 72 & 30 Jun 73 unclassified.

UNCLASSIFIED

**UNCLASSIFIED**

TABLE 89 — PERSONNEL IN CORRECTIONAL CUSTODY — SEMIANNUALLY — FY 1973

(Last Day of Reporting Period)

COMMAND	As of 31 Dec 72	As of 30 Jun 73
WORLDWIDE - TOTAL	83	84
Alaskan Air Command .....	1	1
Aerospace Defense Command .....	1	3
Air Force Communications Service .....	-	-
Air Force Logistics Command .....	1	1
Air Force Systems Command .....	-	1
Air Training Command .....	5	18
Air University .....	-	-
Headquarters Command, USAF .....	-	-
Military Airlift Command .....	7	7
Pacific Air Forces .....	2	2
Strategic Air Command .....	58	40
Tactical Air Command .....	3	10
United States Air Force Academy .....	-	-
US Air Forces in Europe .....	4	-
USAF Security Service .....	1	1
USAF Southern Command .....	-	-

Source: Resources Management Division, Directorate of Security Police, TIG, Headquarters, USAF. RCS: HAF-IGS(SA)-7102, 31 Dec 72 and 30 Jun 73 unclassified.

**UNCLASSIFIED**

## UNCLASSIFIED

TABLE 90 -- TOTAL RELEASES FROM CORRECTIONAL CUSTODY --  
SEMIANNUALLY -- FY 1973

(During Reporting Period)

COMMAND	As of 31 Dec 72	As of 30 Jun 73
WORLDWIDE - TOTAL	918	733
Alaskan Air Command .....	12	12
Aerospace Defense Command .....	21	9
Air Force Communications Service .....	-	2
Air Force Logistics Command .....	27	19
Air Force Systems Command .....	27	20
Air Training Command .....	149	106
Air University .....	6	6
Headquarters Command, USAF .....	-	-
Military Airlift Command .....	134	85
Pacific Air Forces .....	17	16
Strategic Air Command .....	391	351
Tactical Air Command .....	122	96
United States Air Force Academy .....	-	-
US Air Forces in Europe .....	9	3
USAF Security Service .....	3	8
USAF Southern Command .....	-	0

Source: Resources Management Division, Directorate of Security  
Police, TIG, Headquarters, USAF. RCS: HAF-IGS(SA)-7102,  
31 Dec 72 and 30 Jun 73 unclassified.

UNCLASSIFIED



## UNCLASSIFIED

TABLE 91 - USAF MILITARY PERSONNEL ABSENT WITHOUT LEAVE (AWOL)  
SEMIANNUALLY - WORLD-WIDE - FY 1973

BY COMMAND	AWOL PERSONNEL: AWOL INCIDENTS		
	WORLD-WIDE	31 DECEMBER 1972	30 JUNE 1973
<u>FY 1973 TOTAL</u> .....	11,281	5,777	5,504
<u>Continental</u>			
Aerospace Defense Command	454	239	215
AF Communications Service	284	154	130
AF Logistics Command	152	71	81
AF Reserves Center	5	1	4
AF Systems Command	369	193	176
Air Training Command	1,800	813	987
Air University	36	14	22
Headquarters Command, USAF	127	60	67
Military Airlift Command	1,277	669	608
Strategic Air Command	3,388	1,812	1,576
Tactical Air Command	2,028	985	1,043
USAF Security Service	41	30	11
USAF Academy	1	0	1
<u>OVERSEAS*</u>			
Alaskan Air Command	107	48	59
Pacific Air Forces	956	596	360
USAF Air Forces in Europe	250	87	163
USAF Southern Command	6	5	1

\* These are the only overseas commands to identify AWOL personnel.

Source: Separations Division, Absentee and Deserter Section, Randolph AFB, Texas

TABLE 92 - PERCENTAGE OF USAF MILITARY PERSONNEL ABSENT WITHOUT LEAVE (AWOL)  
SEMIANNUALLY - WORLD-WIDE - FY 1973

FISCAL YEAR 1973	RATE PER 1,000		
	USAF WORLD WIDE	UNITED STATES	OVERSEAS
<u>TOTAL</u> .....	16.1*	14.3*	1.8*
31 December 1972	8.1	7.1	1.0
30 June 1973	7.8	7.0	0.8

\* Computed From Average End of Year Strength FY 1973

Source: Separations Division, Absentee and Deserter Section, Randolph AFB, Texas

UNCLASSIFIED

UNCLASSIFIED

PART VIII

**SECURITY AND DISCIPLINE (CONTINUED)****AIR FORCE OFFICE OF SPECIAL INVESTIGATIONS (AFOSI)****DEFINITIONS**

CASE TYPE - The numerical designation and descriptive character assigned to each investigation which indicates the principal nature or the purpose of the investigation.

COUNTERINTELLIGENCE INVESTIGATIONS - Investigations conducted to determine facts related to security control measures designed to insure the safeguarding of information, personnel, equipment, and installations against the sabotage, espionage, or subversive activities of foreign powers and of disaffected or dissident groups or individuals which may constitute a threat to the internal security of the Air Force.

CRIMINAL INVESTIGATIONS - Investigations conducted to determine facts and circumstances pertaining to alleged major violations of the Articles of the Uniform Code of Military Justice, Federal Statutes, and/or other applicable directives, by USAF personnel, excluding incidents of a counterintelligence or procurement nature.

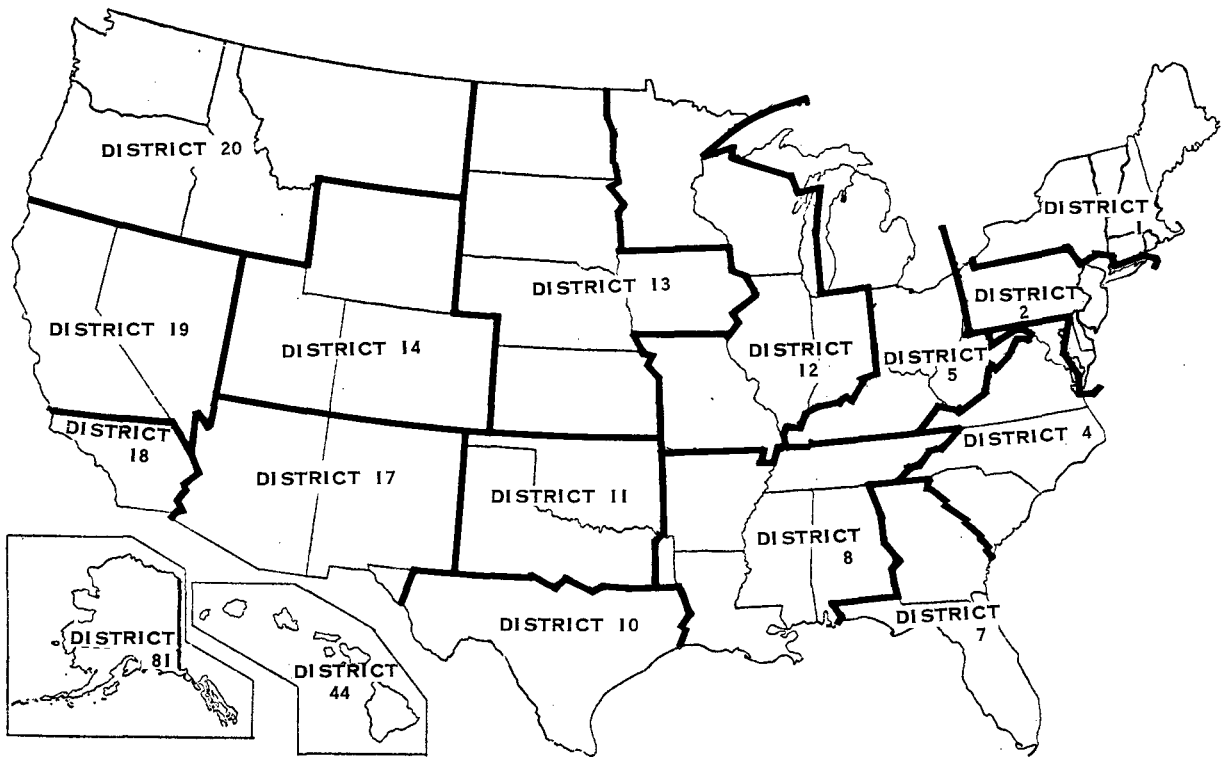
FRAUD INVESTIGATIONS - Investigations conducted to determine facts surrounding incidents of alleged breaches of the public trust and violations of law in connection with Air Force procurement, disposal, nonappropriated funds, and pay and allowance matters.

PERSONNEL SECURITY INVESTIGATIONS - Investigations conducted to determine facts upon which the requesting commander can decide whether to grant or to deny the subjects of the investigations access to restricted areas and/or classified defense information. The loyalty and security program within the executive departments established the requirement for such investigations, and they are governed by law, Department of Defense (DOD) directives, and Air Force policies.

UNCLASSIFIED

**UNCLASSIFIED**  
**SECURITY AND DISCIPLINE (CONTINUED)**

**THE INSPECTOR GENERAL, USAF**  
**OFFICE OF SPECIAL INVESTIGATIONS**  
**U.S. DISTRICT BOUNDARY MAP**



AS OF 30 JUNE 1973

**UNCLASSIFIED**

**UNCLASSIFIED**

**TABLE 93 - SPECIAL INVESTIGATIONS CONDUCTED BY THE AIR FORCE OFFICE OF SPECIAL INVESTIGATIONS, AFOSI, WORLD-WIDE - FY 1973**

CASE TYPE AND DESCRIPTION	Cases							
	OPENED				CLOSED			
	World-Wide	Continental US	PACAF	USAFE	World-Wide	Continental US	PACAF	USAFE
<b>TOTAL</b> . . . . .	<b>60,163</b>	<b>30,958</b>	<b>16,834</b>	<b>12,363</b>	<b>58,783</b>	<b>30,324</b>	<b>16,431</b>	<b>12,189</b>
<b>PERSONNEL SECURITY INVESTIGATIONS - TOTAL</b>	<b>37,184</b>	<b>15,288</b>	<b>12,380</b>	<b>9,519</b>	<b>36,088</b>	<b>14,719</b>	<b>11,995</b>	<b>9,379</b>
<b>PERSONNEL BACKGROUND INVESTIGATIONS - (PBI) - TOTAL</b>	<b>20,482</b>	<b>11,044</b>	<b>4,886</b>	<b>4,555</b>	<b>20,083</b>	<b>10,915</b>	<b>4,767</b>	<b>4,401</b>
<b>LOCAL AGENCY CHECKS - (LAC) - TOTAL</b>	<b>16,702</b>	<b>4,244</b>	<b>7,494</b>	<b>4,964</b>	<b>16,005</b>	<b>3,804</b>	<b>7,228</b>	<b>4,978</b>
44 Aliens - Civilian . . . . .	1	-	-	1	-	-	-	1
46 OSI Personnel . . . . .	3	3	-	-	2	1	-	-
53 Reciprocal Investigations . . . . .	5,375	165	2,034	3,179	5,019	157	1,855	3,007
74 DOD Investigations, General . . . . .	-	-	-	-	-	-	-	-
81 Expanded National Agency Check	4	4	-	-	26	26	-	-
82 Background Investigations . . . . .	5,034	5,034	-	-	4,986	4,986	-	-
83 Expanded Background . . . . .	5,411	5,411	-	-	5,062	5,062	-	-
84 Security Investigations . . . . .	181	170	5	6	199	185	6	8
85 Suitability Investigations . . . . .	144	140	4	-	303	300	2	1
86 Foreign Investigations . . . . .	81	78	2	1	162	156	2	4
144 Premarital Investigations . . . . .	4,248	39	2,841	1,368	4,324	42	2,902	1,380
<b>CRIMINAL INVESTIGATIONS - TOTAL</b>	<b>16,500</b>	<b>11,391</b>	<b>3,093</b>	<b>2,005</b>	<b>16,134</b>	<b>11,287</b>	<b>3,065</b>	<b>1,938</b>
6 Homicide . . . . .	261	209	34	18	270	186	43	20
7 Sex Offenses . . . . .	1,112	825	135	152	1,106	833	133	140
8 Assault . . . . .	825	561	184	80	831	553	195	83
12 Forgery . . . . .	589	390	154	45	583	395	145	43
13 Larceny . . . . .	986	803	104	79	1,005	830	102	73
14 Theft of Government Property . . . . .	1,260	964	238	58	1,229	934	233	62
15 Robbery . . . . .	319	261	49	9	318	260	46	12
16 Housebreaking . . . . .	1,412	969	331	112	1,324	979	340	102
17 Narcotics Violations . . . . .	6,287	4,572	1,038	677	6,245	4,526	1,039	680
18 Customs Violations . . . . .	63	19	20	24	74	27	25	22
19 Blackmarket Activities . . . . .	193	18	95	80	196	20	102	74
20 Property Destruction . . . . .	369	258	64	47	355	256	53	46
21 Civil Rights Violations . . . . .	5	5	-	-	6	6	-	-
22 Intimidation . . . . .	100	75	12	13	100	76	11	13
24 Special Inquiry . . . . .	108	62	19	17	112	73	21	18
26 Misconduct . . . . .	439	328	72	39	428	326	68	34
46 OSI Personnel . . . . .	2	1	1	-	2	1	1	-
47 Postal Violations . . . . .	368	164	151	53	384	172	158	54
50 Counterfeiting . . . . .	119	11	57	51	116	9	62	45
53 Reciprocal Investigations . . . . .	314	93	114	107	269	89	101	79
56 Criminal Info Collections . . . . .	1,069	664	130	275	965	656	121	278
72 Polygraph Examinations . . . . .	142	70	58	14	131	69	47	11
74 DOD Investigations, General . . . . .	64	1	21	41	76	2	19	49
217 Drug Abuse Development Investigations	94	68	12	14	9	9	-	-

## UNCLASSIFIED

TABLE 93 -- SPECIAL INVESTIGATIONS CONDUCTED BY THE AIR FORCE OFFICE OF SPECIAL INVESTIGATIONS, AFOSI, WORLD-WIDE -- FY 1973 (CONTINUED)

CASE TYPE AND DESCRIPTION	Cases							
	Opened				Closed			
	World-Wide	Conti- nental US	PACAF	USAF	World-Wide	Conti- nental US	PACAF	USAF
<u>COUNTERINTELLIGENCE INVESTIGATIONS - TOTAL</u>	<u>3,789</u>	<u>2,158</u>	<u>1,035</u>	<u>596</u>	<u>3,850</u>	<u>2,174</u>	<u>1,040</u>	<u>636</u>
24 Special Inquiry . . . . .	168	109	33	26	180	119	39	22
27 Espionage . . . . .	97	48	14	35	89	35	15	39
28 Sabotage . . . . .	16	11	4	1	14	9	4	1
30 Sedition . . . . .	1	1	-	-	1	1	-	-
34 Security Violations Investigations . .	33	22	6	5	37	26	6	5
53 Reciprocal Investigations . . . . .	40	12	9	19	44	12	13	19
56 CI Collections Matters . . . . .	14	12	-	2	60	22	6	32
66 CI Publications . . . . .	3	3	-	-	3	3	-	-
73 OSI/Contact Pre - recruitment Investigations . . . . .	2,552	1,704	491	357	2,563	1,713	489	361
78 Distinguished Visitor Protection . . .	289	187	47	55	292	190	45	57
127 Counterespionage . . . . .	56	23	10	23	32	16	6	10
146 Associated Personnel . . . . .	8	4	1	3	6	3	-	3
149 Name Traces . . . . .	460	-	405	55	467	1	406	60
227 Special Operations . . . . .	52	22	15	15	62	24	11	27
<u>FRAUD INVESTIGATIONS - TOTAL</u>	<u>2,690</u>	<u>2,121</u>	<u>326</u>	<u>243</u>	<u>2,711</u>	<u>2,144</u>	<u>331</u>	<u>236</u>
5 Bribery . . . . .	23	15	9	-	27	16	10	1
9 Impersonation . . . . .	62	52	3	6	58	51	3	4
10 Fraudulent Enlistment . . . . .	84	77	5	2	74	65	5	4
23 Perjury . . . . .	32	26	4	3	33	25	5	3
24 Special Inquiry . . . . .	43	33	3	7	45	34	6	5
25 Improper Use or Diversion of Government Property or Employees . .	112	85	13	14	108	79	15	14
53 Reciprocal Investigations . . . . .	14	4	2	8	14	4	2	8
56 Fraud Info Collections . . . . .	434	322	72	39	426	317	73	36
58 Procurement Matters . . . . .	155	129	17	9	157	131	17	9
59 Disposal Matters . . . . .	28	17	6	5	24	15	4	5
60 Nonappropriated Funds and Commissary Matters . . . . .	594	374	123	97	598	369	134	95
61 Pay and Allowance Matters . . . . .	947	860	54	33	997	927	40	30
62 Bad Checks . . . . .	157	127	14	16	143	111	16	16
74 DOD Investigations, General . . . . .	5	-	1	4	7	-	1	6

Source: Headquarters, Air Force Office of Special Investigations, The Inspector General, USAF

UNCLASSIFIED

UNCLASSIFIED

## SECURITY AND DISCIPLINE (CONTINUED)

### THE JUDGE ADVOCATE GENERAL



#### INTRODUCTION

The Office of The Judge Advocate General provides statistical data reflecting trial of offenders against military law. The statistics are derived from AF Form 214, "Court-Martial and Article 15 Activities Report", AFR 111-3, submitted quarterly by each major command exercising general court-martial jurisdiction.

Table 94 reflects the number of military persons, subject to court-martial jurisdiction pursuant to Uniform Code of Military Justice, Article 2, who were tried by each type of court-martial; and the number of military persons receiving non-judicial punishment, for minor offenses, under Article 15.

Table 95 provides the over-all rates, per 1000 average assigned and attached military strength, for all persons tried in all types of courts-martial, and the rates, on the same basis, for those persons receiving non-judicial punishment.

#### DEFINITIONS

General Court-Martial - A general court-martial may adjudge a dishonorable or bad conduct discharge as part of the sentence.

Special(BCD)Court-Martial - A special court-martial which adjudges a bad conduct discharge as part of the sentence.

Special(Non-BCD)Court-Martial - A special court-martial which does not adjudge a discharge as part of the sentence, but may adjudge as much as six months confinement.

Non-Judicial Punishment - Punishment imposed for minor offenses, by the commanding officer, without the intervention of a court-martial, which does not become a permanent part of the offender's military record.

UNCLASSIFIED

## UNCLASSIFIED

TABLE 94 - USAF PERSONNEL TRIED BY COURTS-MARTIAL AND NON-JUDICIAL

PERSONS TRIED BY COURTS-MARTIAL AND ARTICLE 15 ACTIONS	WORLD- WIDE TOTAL	CONTINENTAL								
		ZI TOTAL	ADC	AFCS	AFLC	AFSC	ATC	AU	HQ CMD	MAC
<u>PERSONS TRIED - TOTAL</u>	<u>2,660</u>	<u>2,192</u>	<u>62</u>	<u>16</u>	<u>83</u>	<u>95</u>	<u>393</u>	<u>4</u>	<u>30</u>	<u>230</u>
<u>General Court-Martial - Total</u>	<u>269</u>	<u>216</u>	<u>7</u>	<u>1</u>	<u>4</u>	<u>10</u>	<u>59</u>	-	<u>2</u>	<u>27</u>
First Quarter	46	37	-	1	1	-	11	-	-	7
Second Quarter	75	55	1	-	2	4	18	-	-	9
Third Quarter	81	67	5	-	-	3	13	-	1	3
Fourth Quarter	67	57	1	-	1	3	17	-	1	8
<u>Special(BCD) Court-Martial - Total</u>	<u>315</u>	<u>274</u>	<u>5</u>	<u>3</u>	<u>13</u>	<u>8</u>	<u>59</u>	-	<u>3</u>	<u>19</u>
First Quarter	64	54	-	-	4	4	17	-	1	4
Second Quarter	58	50	3	1	2	1	13	-	-	4
Third Quarter	102	90	1	1	5	2	10	-	1	4
Fourth Quarter	91	80	1	1	2	1	19	-	1	7
<u>Special(Non-BCD) Court-Martial - Total</u>	<u>1,957</u>	<u>1,612</u>	<u>49</u>	<u>12</u>	<u>64</u>	<u>69</u>	<u>269</u>	<u>4</u>	<u>25</u>	<u>173</u>
First Quarter	537	463	16	2	14	20	86	2	3	47
Second Quarter	448	360	11	5	11	16	66	-	12	46
Third Quarter	479	398	12	1	17	16	59	-	5	43
Fourth Quarter	493	391	10	4	22	17	58	2	5	37
<u>Summary Court-Martial - Total</u>	<u>119</u>	<u>90</u>	<u>1</u>	-	<u>2</u>	<u>8</u>	<u>6</u>	-	-	<u>11</u>
First Quarter	31	25	-	-	-	3	3	-	-	3
Second Quarter	37	24	-	-	1	2	2	-	-	1
Third Quarter	23	16	-	-	-	3	-	-	-	2
Fourth Quarter	28	25	1	-	1	-	1	-	-	5
<u>Article 15 Actions - Total</u>	<u>35,845</u>	<u>27,447</u>	<u>829</u>	<u>105</u>	<u>1,094</u>	<u>983</u>	<u>6,123</u>	<u>159</u>	<u>334</u>	<u>3,180</u>
First Quarter	9,064	7,087	175	19	311	271	1,718	42	108	939
Second Quarter	9,189	6,865	214	23	251	241	1,409	40	64	792
Third Quarter	8,642	6,572	244	35	283	254	1,460	45	78	820
Fourth Quarter	8,950	6,923	196	28	249	217	1,536	32	84	629

a/ Includes cadets.

UNCLASSIFIED

## UNCLASSIFIED

## PUNISHMENT UNDER ARTICLE 15, BY COMMAND, WORLD-WIDE - BY QUARTER - FY 1973

US				OVERSEAS					PERSONS TRIED BY COURTS-MARTIAL AND ARTICLE 15 ACTIONS.
SAC	TAC	USAFA <sup>a/</sup>	USAFSS	OS TOTAL	AAC	PACAF	USAFE	USAFSO	
<u>771</u>	<u>503</u>	1	<u>4</u>	<u>468</u>	<u>30</u>	<u>284</u>	<u>151</u>	<u>3</u>	<u>PERSONS TRIED - TOTAL</u>
<u>75</u>	<u>31</u>	-	-	<u>53</u>	<u>3</u>	<u>22</u>	<u>28</u>	-	<u>General Court-Martial - Total</u>
13	4	-	-	9	-	3	6	-	First Quarter
11	10	-	-	20	3	9	8	-	Second Quarter
30	12	-	-	14	-	6	8	-	Third Quarter
21	5	-	-	10	-	4	6	-	Fourth Quarter
<u>98</u>	<u>65</u>	<u>1</u>	-	<u>41</u>	<u>1</u>	<u>24</u>	<u>15</u>	<u>1</u>	<u>Special(BCD)Court-Martial - Total</u>
14	9	1	-	10	-	7	2	1	First Quarter
15	11	-	-	8	-	5	3	-	Second Quarter
36	30	-	-	12	-	4	8	-	Third Quarter
33	15	-	-	11	1	8	2	-	Fourth Quarter
<u>558</u>	<u>385</u>	-	<u>4</u>	<u>345</u>	<u>26</u>	<u>216</u>	<u>101</u>	<u>2</u>	<u>Special(Non-BCD)Court-Martial - Total</u>
156	116	-	1	74	6	53	15	-	First Quarter
118	74	-	1	88	4	55	28	1	Second Quarter
160	84	-	1	81	8	41	32	-	Third Quarter
124	111	-	1	102	8	67	26	1	Fourth Quarter
<u>40</u>	<u>22</u>	-	-	<u>29</u>	-	<u>22</u>	<u>7</u>	-	<u>Summary Court-Martial - Total</u>
11	5	-	-	6	-	5	1	-	First Quarter
10	8	-	-	13	-	9	4	-	Second Quarter
5	6	-	-	7	-	5	2	-	Third Quarter
14	3	-	-	3	-	3	-	-	Fourth Quarter
<u>8,997</u>	<u>5,369</u>	<u>13</u>	<u>261</u>	<u>8,398</u>	<u>508</u>	<u>5,333</u>	<u>2,498</u>	<u>59</u>	<u>Article 15 Actions - Total</u>
2,113	1,320	4	67	1,977	118	1,241	604	14	First Quarter
2,473	1,288	2	68	2,324	129	1,608	566	21	Second Quarter
2,018	1,267	6	62	2,070	164	1,270	621	15	Third Quarter
2,393	1,494	1	64	2,027	97	1,214	707	9	Fourth Quarter

Source: Military Justice Division - Judge Advocate General, USAF  
RCS: HAF-JAJ(Q)7101; AFR 111-3, 11 October 1973

UNCLASSIFIED



## UNCLASSIFIED

TABLE 95 -- RATES FOR USAF PERSONNEL TRIED BY COURTS-MARTIAL AND FOR NON-JUDICIAL PUNISHMENT UNDER ARTICLE 15, WORLD-WIDE -- BY QUARTER -- FY 1973

DATE	COURT-MARTIAL RATES FOR PERSONS TRIED - ALL COURTS			ARTICLE 15 RATES FOR PERSONS RECEIVING ARTICLE 15		
	WORLD-WIDE	CONTINENTAL US	OVERSEAS	WORLD-WIDE	CONTINENTAL US	OVERSEAS
<u>TOTAL</u>	3.6	3.9	2.6	48.5	48.9	47.3
First Quarter (1 Jul 1972 Through 30 Sep 1972)	0.9	1.0	0.5	12.0	12.4	10.6
Second Quarter (1 Oct 1972 Through 31 December 1972)	0.8	0.9	0.7	12.4	12.1	13.1
Third Quarter (1 Jan 1973 Through 31 Mar 1973)	0.9	1.0	0.7	11.9	11.9	12.2
Fourth Quarter (1 Apr 1973 Through 30 Jun 1973)	0.9	1.0	0.7	12.3	12.5	11.5

UNCLASSIFIED



*Components - Reserve Forces  
and Air National Guard*



*PART IX*



**UNCLASSIFIED**  
**COMPONENTS — RESERVE FORCES**  
**AIR FORCE RESERVE**

**PART IX**



**INTRODUCTION**

The Air Force Reserve personnel statistical data contained in this section pertains to those reservists not on extended active duty (EAD). These statistical tables are designed to show the composition and characteristics of Air Force Reserve personnel and reflect the strengths, grades, and gains and losses at specific intervals throughout the fiscal year.

In general, the definitions contained herein have been taken from, or are in conformity to, the definitions included in the Air Force Regulations 45 series and Air Force Manual 35-3.

**DEFINITIONS**

ACTIVE DUTY FOR TRAINING - A tour of active duty (AD) reserve training under orders which provides for automatic reversion to the Air Force Reserve not on AD when the specified period of AD is completed.

ACTIVE DUTY FOR PAY ONLY - Reservists assigned to Reserve Sections in which they are paid only for their active duty for training tour. They may participate in inactive duty drill training for points only.

DRILL PAY STATUS RESERVISTS - Reservists assigned to Reserve Sections in which they are authorized to receive pay for inactive and active duty for training performed.

INACTIVE DUTY TRAINING - That training performed by a member of the Air Force Reserve while not on active duty for which point credit is authorized.

MOBILIZATION AUGMENTEE - A Ready Reserve member assigned to a Regular Air Force unit against an individual manpower authorization established to support the period immediately following a declaration of war or National emergency, or to respond to any situation that the National Security requires.

MILITARY SERVICE OBLIGATION (MSO) - The period that an individual must serve as a member of a Regular and/or Reserve component of the Armed Services required by law.

NONOBLIGOR - A member of the Air Force Reserve who does not have an MSO.

NONPRIOR SERVICE PERSONNEL - Individuals who do not hold and have never held status as a member of any other armed service including any Reserve component. They are subject to the initial active duty training tour for a minimum of four months.

OBLIGATED RESERVE SECTION - The ORS is an active status section of the Ready Reserve. A Ready Reserve member with an MSO or a direct appointee in the USAFR whose appointment is contingent on his serving an EAD tour (with or without an MSO) who is not voluntarily or mandatorily assigned to a Ready Reserve unit or mobilization augmentation position will be assigned to the ORS.

OBLIGOR - A member of the Air Force Reserve who has an MSO.

**UNCLASSIFIED**

**UNCLASSIFIED****COMPONENTS — RESERVE FORCES (Continued)****AIR FORCE RESERVE, CONT'D**

PAID RESERVE STATUS - Reservists assigned to Drill Pay Status or Active Duty Pay Only status.

READY RESERVE - Consists of units and members of the ARF liable for involuntary order to EAD in time of war or National emergency declared by the Congress or the President or when otherwise authorized by law.

REINFORCEMENT DESIGNEE - A member who is training to meet replacement and attritional requirements needed during a limited or general war or upon mobilization, is required to meet anticipated attritional replacements and selected active force skill shortages which cannot be precisely established by grades and AFSC's.

RESERVE OFFICER REPRESENTATION ON AIR FORCE STAFFS - The statutory authority for these personnel is contained in Sections 265, 672(d), 8019, and 8033(e), Title 10, USC.

RESERVE SECTIONS - Classification of Reservists by type, amount of training and pay authorized, and/or type of unit or categories of assignment.

RETIRED STATUS - The status of a member of the Air Force Reserve who, on the basis of law, has been determined eligible for retirement with or without pay and who is assigned upon his request or by law to the Retired Reserve.

STANDBY RESERVE - Consists of the Non-affiliated Reserve Section (NARS-A and B) and the Inactive Status List Reserve Section (ISLRS) assigned to and administered by ARFC. Members may only be ordered to EAD in time of war or National emergency declared by Congress.

**UNCLASSIFIED**

**UNCLASSIFIED**  
**COMPONENTS — RESERVE FORCES**  
**AIR FORCE RESERVE**

**PART IX**



**INTRODUCTION**

The Air Force Reserve personnel statistical data contained in this section pertains to those reservists not on extended active duty (EAD). These statistical tables are designed to show the composition and characteristics of Air Force Reserve personnel and reflect the strengths, grades, and gains and losses at specific intervals throughout the fiscal year.

In general, the definitions contained herein have been taken from, or are in conformity to, the definitions included in the Air Force Regulations 45 series and Air Force Manual 35-3.

**DEFINITIONS**

ACTIVE DUTY FOR TRAINING - A tour of active duty (AD) reserve training under orders which provides for automatic reversion to the Air Force Reserve not on AD when the specified period of AD is completed.

ACTIVE DUTY FOR PAY ONLY - Reservists assigned to Reserve Sections in which they are paid only for their active duty for training tour. They may participate in inactive duty drill training for points only.

DRILL PAY STATUS RESERVISTS - Reservists assigned to Reserve Sections in which they are authorized to receive pay for inactive and active duty for training performed.

INACTIVE DUTY TRAINING - That training performed by a member of the Air Force Reserve while not on active duty for which point credit is authorized.

MOBILIZATION AUGMENTEE - A Ready Reserve member assigned to a Regular Air Force unit against an individual manpower authorization established to support the period immediately following a declaration of war or National emergency, or to respond to any situation that the National Security requires.

MILITARY SERVICE OBLIGATION (MSO) - The period that an individual must serve as a member of a Regular and/or Reserve component of the Armed Services required by law.

NONOBLIGOR - A member of the Air Force Reserve who does not have an MSO.

NONPRIOR SERVICE PERSONNEL - Individuals who do not hold and have never held status as a member of any other armed service including any Reserve component. They are subject to the initial active duty training tour for a minimum of four months.

OBLIGATED RESERVE SECTION - The ORS is an active status section of the Ready Reserve. A Ready Reserve member with an MSO or a direct appointee in the USAFR whose appointment is contingent on his serving an EAD tour (with or without an MSO) who is not voluntarily or mandatorily assigned to a Ready Reserve unit or mobilization augmentation position will be assigned to the ORS.

OBLIGOR - A member of the Air Force Reserve who has an MSO.

**UNCLASSIFIED**

**UNCLASSIFIED****COMPONENTS — RESERVE FORCES (Continued)****AIR FORCE RESERVE, CONT'D**

PAID RESERVE STATUS - Reservists assigned to Drill Pay Status or Active Duty Pay Only status.

READY RESERVE - Consists of units and members of the ARF liable for involuntary order to EAD in time of war or National emergency declared by the Congress or the President or when otherwise authorized by law.

REINFORCEMENT DESIGNEE - A member who is training to meet replacement and attritional requirements needed during a limited or general war or upon mobilization, is required to meet anticipated attritional replacements and selected active force skill shortages which cannot be precisely established by grades and AFSC's.

RESERVE OFFICER REPRESENTATION ON AIR FORCE STAFFS - The statutory authority for these personnel is contained in Sections 265, 672(d), 8019, and 8033(e), Title 10, USC.

RESERVE SECTIONS - Classification of Reservists by type, amount of training and pay authorized, and/or type of unit or categories of assignment.

RETIRED STATUS - The status of a member of the Air Force Reserve who, on the basis of law, has been determined eligible for retirement with or without pay and who is assigned upon his request or by law to the Retired Reserve.

STANDBY RESERVE - Consists of the Non-affiliated Reserve Section (NARS-A and B) and the Inactive Status List Reserve Section (ISLRS) assigned to and administered by ARPC. Members may only be ordered to EAD in time of war or National emergency declared by Congress.

**UNCLASSIFIED**

TABLE 96 - AIR FORCE RESERVE PERSONNEL BY RESERVE SECTION, BY QUARTER - FY 1973

RESERVE SECTION	OFFICERS				AIRMEN			
	30 Sep 72	31 Dec 72	31 Mar 73	30 Jun 73	30 Sep 72	31 Dec 72	31 Mar 73	30 Jun 73
<u>AIR FORCE RESERVE - TOTAL</u> . . . . .	167,251	162,557	162,066	164,121	301,542	296,108	296,893	293,501
<u>READY - TOTAL</u> . . . . .	35,721	34,667	33,471	34,893	156,131	152,120	151,006	145,699
<u>PAID - TOTAL</u> . . . . .	12,091	12,232	11,712	11,836	37,822	37,568	34,504	33,695
<u>DRILL PAY - TOTAL</u> . . . . .	10,783	10,912	10,239	10,225	37,693	37,446	34,374	33,560
<u>48 ANNUAL DRILLS - TOTAL</u> . . . . .	8,083	8,171	6,980	6,774	35,544	35,444	32,401	31,852
Airborne Early Warning & Control (EC-121) . . . . .	87	84	85	80	372	378	389	386
Military Airlift Units (C-124) . . . . .	299	138	-	-	1,029	493	-	-
Military Airlift Units - Associate (C-141) . . . . .	1,099	1,189	1,199	1,183	4,400	4,507	4,534	4,650
Tactical Airlift Units (C-130) . . . . .	1,653	1,622	1,619	1,582	7,713	7,736	8,156	7,926
Aerospace Rescue & Recovery Squadrons . . . . .	154	150	146	143	720	708	702	657
Tactical Airlift Training Sq - TATS (C-130) . . . . .	28	28	27	22	200	198	196	192
Aeromedical Airlift - Associate (C-9A) . . . . .	96	94	92	89	279	267	243	237
Tactical Airlift Units (C-7A) . . . . .	207	220	219	220	849	857	893	874
Special Operations Groups (A-37) . . . . .	513	519	510	377	2,704	2,707	2,790	2,193
Tactical Airlift Wing (C-123) . . . . .	276	417	384	499	1,060	1,568	1,640	2,132
Tactical Fighter Wing (F-105) . . . . .	261	253	341	315	1,303	1,349	1,843	1,848
Military Airlift Units - Associate (C-5) . . . . .	-	-	-	9	-	-	-	6
Aerial Port Squadrons . . . . .	189	190	161	153	3,754	3,807	3,143	3,237
Censorship Squadrons . . . . .	211	212	211	217	32	30	33	34
Maintenance & Supply Squadrons (Mobile) . . . . .	37	39	38	36	1,003	919	920	905
Military Airlift Support Squadrons (Mobile Enroute) . . . . .	79	80	75	59	1,272	1,189	1,116	826
Regions . . . . .	280	276	274	269	364	349	342	359
Air Postal & Courier Groups & Flights . . . . .	34	33	-	-	196	199	-	-
Civil Engineering Flights . . . . .	158	156	148	142	2,513	2,486	2,504	2,577
Civil Engineering Sq. (Heavy Repair) . . . . .	14	16	16	15	245	292	338	343
Aeromedical Evacuation Squadrons & Flights . . . . .	525	526	545	560	1,010	984	1,020	1,008
Medical Service Squadrons & Flights . . . . .	1,423	1,478	447	423	4,521	4,415	1,593	1,459
Office Civil Defense/AF Reserve Sq. - Liaison . . . . .	171	172	182	134	3	4	4	1
Mobilization Augmentee - Flying . . . . .	86	81	78	75	2	2	2	2
Mobilization Augmentee - Selective Service Squadron . . . . .	203	198	183	172	-	-	-	-
<u>24 ANNUAL DRILLS - TOTAL MOB AUG - NON-FLYING</u> . . . . .	2,700	2,741	3,259	3,451	1,327	1,240	1,447	1,461
<u>NON-PRIOR SERVICE ON ACTIVE DUTY FOR TRAINING</u> . . . . .	-	-	-	-	822	762	526	247
<u>ACTIVE DUTY PAY ONLY - TOTAL</u> . . . . .	1,308	1,320	1,473	1,611	129	122	130	135
Mobilization Augmentee - 15 days AD Training . . . . .	1,281	1,259	1,356	1,422	116	112	109	105
Mobilization Augmentee - AFRES Training O/S - 15 days . . . . .	23	23	14	12	13	9	9	8
Mobilization Augmentee - Civil Preparedness Program . . . . .	4	38	103	177	-	-	12	22
<u>NON-PAID READY - TOTAL</u> . . . . .	23,630	22,435	21,759	23,057	118,309	114,552	116,502	112,004
Non-Prior Service in Delay Status . . . . .	-	-	-	-	347	333	172	161
Reinforcement Designee - Air Reserve Sq. Trainee . . . . .	2,037	1,905	1,714	1,544	371	356	331	300
Reinforcement Designee - Ready Reinforcement Section . . . . .	1,311	1,340	1,364	1,319	58	60	66	81
Reinforcement Designee - Air Reserve Sq. . . . .	2,035	2,032	1,927	1,942	80	88	87	84
Obligated Reserve Section - 24 mos or more on EAD . . . . .	10,487	10,288	9,990	8,743	113,526	110,148	111,227	106,968
Obligated Reserve Section - Less than 24 mos on EAD . . . . .	379	487	1,112	1,398	3,569	3,224	4,226	4,021
Obligated Reserve Section - EAD Commitment . . . . .	7,381	6,383	5,652	8,111	358	343	393	389
<u>STANDBY - NON-PAID - TOTAL</u> . . . . .	36,612	31,870	31,238	30,666	18,398	17,090	16,540	15,302
Non-Affiliated Reserve Section - Non-Obligors . . . . .	6,716	6,564	6,528	6,354	1,098	1,177	1,601	1,469
Non-Affiliated Reserve Section - Obligors . . . . .	498	454	568	429	1,237	977	1,097	987
Inactive Status List Reserve Section . . . . .	29,398	24,852	24,142	23,883	16,063	14,936	13,842	12,846
<u>RESERVE RETIRED SECTION - TOTAL</u> . . . . .	94,918	96,020	97,357	98,562	127,013	126,898	129,347	132,500

UNCLASSIFIED

UNCLASSIFIED

Source: Personnel Division, Office of Air Force Reserve



TABLE 97 - AIR FORCE RESERVE OFFICERS BY RESERVE SECTION, BY GRADE - 30 JUNE 1973

RESERVE SECTION	TOTAL	GENERAL	COLONEL	LIEUTENANT			FIRST LIEUTENANT	SECOND LIEUTENANT AND WARRANT OFFICER
				COLONEL	MAJOR	CAPTAIN		
AIR FORCE RESERVE - TOTAL . . . . .	164,121	243	7,274	42,775	41,315	46,501	16,692	9,321
READY - TOTAL . . . . .	34,893	59	834	2,515	6,412	10,231	8,229	6,613
PAID - TOTAL . . . . .	11,896	59	557	1,567	3,974	4,311	940	428
DRILL PAY - TOTAL . . . . .	10,225	59	436	1,194	3,343	3,888	884	421
48 ANNUAL DRILLS - TOTAL . . . . .	6,774	12	211	539	2,141	2,774	705	392
Airborne Early Warning & Control (EC-121) . . . . .	80	-	2	3	36	27	3	9
Military Airlift Units - Associate (C-141) . . . . .	1,183	-	17	31	301	631	106	97
Tactical Airlift Units (C-130) . . . . .	1,582	1	35	115	588	612	140	91
Aerospace Rescue & Recovery Squadrons . . . . .	143	-	1	16	69	45	4	8
Tactical Airlift Training Sq - TATS (C-130) . . . . .	22	-	1	1	9	11	-	-
Aeromedical Airlift - Associate (C-9A) . . . . .	89	-	-	7	21	38	12	11
Tactical Airlift Units (C-7A) . . . . .	220	1	4	9	65	87	33	21
Special Operations Groups (A-37) . . . . .	377	1	4	22	103	193	28	26
Tactical Airlift Wing (C-123) . . . . .	499	1	12	36	187	190	40	33
Tactical Fighter Wing (F-105) . . . . .	315	-	3	22	110	143	23	14
Military Airlift Units - ASSOCIATE (C-5) . . . . .	9	-	-	-	-	5	3	1
Aerial Port Squadrons . . . . .	153	-	1	12	56	64	17	3
Censorship Squadrons . . . . .	217	-	10	33	74	82	14	4
Maintenance & Supply Squadrons (Mobile) . . . . .	36	-	-	3	13	20	-	-
Military Airlift Support Squadrons (Mobile Enroute) . . . . .	59	-	-	5	22	24	8	-
Regions . . . . .	269	5	33	41	112	66	7	5
Civil Engineering Flights . . . . .	142	-	-	11	45	53	24	9
Civil Engineering Squadrons (Heavy Repair) . . . . .	15	-	1	2	3	5	3	1
Aeromedical Evacuation Squadrons & Flights . . . . .	560	-	-	10	84	262	162	42
Medical Service Squadrons & Flights . . . . .	423	-	6	43	95	186	77	16
Office Civil Defense/AF Reserve Sqs-Liaison . . . . .	134	-	40	42	43	7	1	1
Mobilization Augmentee - Flying . . . . .	75	3	9	13	34	16	-	-
Mobilization Augmentee - Selective Service Squadron . . . . .	172	-	32	62	71	7	-	-
24 ANNUAL DRILLS TOTAL MOB, AUG - NON-FLYING . . . . .	3,451	47	225	655	1,202	1,114	179	29
ACTIVE DUTY PAY ONLY - TOTAL . . . . .	1,611	-	121	373	631	423	56	7
Mobilization Augmentee - 15 Days AD Training . . . . .	1,422	-	106	334	542	382	51	7
Mobilization Augmentee-AFRES Trng O/S - 15 Days AD Trng . . . . .	12	-	-	1	7	4	-	-
Mobilization Augmentee-Civil Preparedness Program . . . . .	177	-	15	38	82	37	5	-
NON-PAID READY - TOTAL . . . . .	23,057	-	277	948	2,438	5,920	7,289	6,185
Reinforcement Designee - Air Reserve Sq Trainee . . . . .	1,544	-	73	427	853	179	12	-
Reinforcement Designee - Ready Reinforcement Section . . . . .	1,319	-	51	107	725	376	30	30
Reinforcement Designee - Air Reserve Squadron . . . . .	1,942	-	153	414	844	452	29	50
Obligated Reserve Section - 24 Mos or More on EAD . . . . .	8,743	-	-	-	13	3,394	4,547	789
Obligated Reserve Section - Less Than 24 Mos on EAD . . . . .	1,398	-	-	-	1	234	451	712
Obligated Reserve Section - EAD Commitment . . . . .	8,111	-	-	-	2	1,285	2,220	4,604
STANDBY - NON-PAID - TOTAL . . . . .	30,666	15	149	520	2,977	22,027	4,733	245
Non-Affiliated Reserve Section - Non-Obligors . . . . .	6,354	3	79	242	1,170	3,825	875	160
Non-Affiliated Reserve Section - Obligors . . . . .	429	-	-	-	3	314	101	11
Inactive Status List Reserve Section . . . . .	23,883	12	70	278	1,804	17,888	3,757	74
RESERVE RETIRED SECTION - TOTAL . . . . .	98,562	169	6,291	39,740	31,926	14,243	3,730	2,463

UNCLASSIFIED

UNCLASSIFIED

TABLE 98 -- AIR FORCE RESERVE AIRMEN BY RESERVE SECTION, BY GRADE -- 30 JUNE 1973

RESERVE SECTION	TOTAL	CHIEF MASTER SERGEANT	SENIOR MASTER SERGEANT	MASTER SERGEANT	TECHNICAL SERGEANT	STAFF SERGEANT	SERGEANT	AIRMAN FIRST CLASS	AIRMAN	BASIC AIRMAN
<b>AIR FORCE RESERVE - TOTAL</b>	293,501	5,950	12,864	47,024	55,341	71,510	88,386	8,339	3,163	924
<b>READY - TOTAL</b>	145,699	326	850	3,513	4,571	41,214	84,453	7,383	2,674	715
<b>PAID TOTAL</b>	33,695	315	820	3,321	4,434	7,285	9,672	5,468	1,938	442
<b>DRILL PAY - TOTAL</b>	33,560	309	803	3,262	4,414	7,263	9,662	5,467	1,938	442
<b>48 ANNUAL DRILLS - TOTAL</b>	31,852	279	738	2,878	4,160	6,923	9,417	5,344	1,852	261
Airborne Early Warning & Control (EC-121)	386	6	13	76	72	55	91	58	14	1
Military Airlift Units - Associate (C-141)	4,650	58	134	573	701	1,051	1,450	526	130	27
Tactical Airlift Units (C-130)	7,926	62	211	778	1,143	1,733	2,116	1,347	484	52
Aerospace Rescue & Recovery Sq	657	5	20	79	122	157	147	107	16	4
Tactical Airlift Tng Sq - TATS (C-130)	192	1	8	27	62	67	20	5	2	-
Aeromedical Airlift-Assoc. (C-9A)	237	2	6	22	28	57	75	38	7	2
Tactical Airlift Units (C-7A)	874	8	26	79	119	221	276	99	39	7
Special Operations Groups (A-37)	2,193	14	43	164	286	429	699	411	129	18
Tactical Airlift Wing (C-123)	2,132	22	48	210	319	453	546	365	155	14
Tactical Fighter Wing (F-105)	1,848	12	48	174	244	447	575	245	85	18
Military Airlift Units - Assoc. (C-5)	6	-	-	2	2	1	1	-	-	-
Aerial Port Squadrons	3,237	30	32	189	297	634	1,028	736	259	32
Censorship Squadrons	34	3	3	10	6	6	4	2	-	-
Maintenance & Supply Sq (Mobile)	905	7	6	58	104	261	323	86	51	9
Military Airlift Support Sq (Mob Enr.)	826	4	16	57	72	199	297	144	35	2
Regions	359	28	40	72	34	48	98	33	3	3
Civil Engineering Flights	2,577	16	35	129	325	485	714	612	222	39
Civil Engineering Sq (Heavy Repair)	343	1	2	19	22	56	80	104	58	1
Aeromedical Evacuation Sq & Flts	1,008	-	18	54	88	204	400	147	84	13
Medical Service Squadrons & Flights	1,459	-	27	105	114	359	477	279	79	19
Office Civil Defense/AF Res. Sq-Liaison	1	-	1	-	-	-	-	-	-	-
Mobilization Augmentee-Flying	2	-	1	1	-	-	-	-	-	-
<b>24 ANNUAL DRILLS-TOT.MOB.AUG.NON-FLYING</b>	1,461	30	65	384	254	340	245	123	18	2
<b>NON-PRIOR SERVICE ON AD FOR TRAINING</b>	247	-	-	-	-	-	-	-	68	179
<b>ACTIVE DUTY PAY ONLY - TOTAL</b>	135	6	17	59	20	22	10	1	-	-
Mob Aug - 15 Days AD Training	105	5	11	46	13	19	10	1	-	-
Mob Aug - AFRES Trng O/S - 15 Days AD	8	-	-	7	-	1	-	-	-	-
Mob Aug - Civil Prepare. Prog-15 Days AD	22	1	6	6	7	2	-	-	-	-
<b>NON-PAID READY - TOTAL</b>	112,004	11	30	192	137	33,929	74,781	1,915	736	273
Non-Prior Service in Delay Status	161	-	-	-	-	-	-	-	9	152
Reinforcement Designee-Air Res Sq Trainee	300	4	12	138	43	88	15	-	-	-
Reinforcement Designee-Ready Reinforce. Sec	81	5	10	21	15	20	8	1	1	-
Reinforcement Designee-Air Reserve Sq	84	2	8	30	8	24	11	1	-	-
Obligated Res Sec - 24 Mos or More on EAD	106,968	-	-	3	45	33,177	73,343	359	28	13
Obligated Res Sec - Less than 24 Mos on EAD	4,021	-	-	-	25	567	1,266	1,431	629	103
Obligated Res Sec - EAD Commitment	389	-	-	-	1	53	138	123	69	5
<b>STANDBY-NON-PAID - TOTAL</b>	15,302	463	814	3,069	4,505	4,612	1,416	295	100	28
Non-Affiliated Res Section - Non-Obligors	1,469	43	53	235	241	541	261	68	21	6
Non-Affiliated Res Section - Obligors	987	-	-	-	22	408	364	117	65	11
Inactive Status List Reserve Section	12,846	420	761	2,834	4,242	3,663	791	110	14	11
<b>RESERVE RETIRED SECTION TOTAL</b>	132,500	5,161	11,200	40,442	46,265	25,684	2,517	661	389	181

UNCLASSIFIED

UNCLASSIFIED

## UNCLASSIFIED

TABLE 99 - AIR FORCE RESERVE OFFICER GAINS AND LOSSES BY SELECTED CATEGORIES FOR FY 1973

GAINS & LOSSES - OFFICERS & W/O	TOTAL RESERVE	TOTAL READY STATUS	TOTAL SELECTED RESERVE	TOTAL STANDBY STATUS
<u>STRENGTH - Beginning</u> . . . . .	<u>172,386</u>	<u>34,965</u>	<u>10,674</u>	<u>44,490</u>
<u>AGGREGATE GAINS:</u> . . . . .	<u>21,156</u>	<u>17,617</u>	<u>2,819</u>	<u>12,889</u>
<u>Total Gains by Type:</u> . . . . .	<u>21,156</u>	<u>14,557</u>	<u>593</u>	<u>4,533</u>
Direct Appointments . . . . .	1,452	1,431	209	5
Transfer from Other Services . . . . .	34	34	26	-
Reappointments . . . . .	19	8	8	4
Commissioned from AFROTC . . . . .	5,862	5,861	3	-
Transferred from Extended Active Duty without Obligation . . . . .	3,212	82	73	3,120
Transferred from Extended Active Duty with Obligation . . . . .	7,025	6,790	102	235
Errors . . . . .	97	53	9	25
Commissioned from Warrant Officer or Enlisted . . . . .	105	102	93	1,144
Transferred from Air National Guard . . . . .	1,356	196	70	-
Placement on Retired Reserve List . . . . .	1,994	--	--	--
<u>Total Transfers:</u> . . . . .	<u>-</u>	<u>3,060</u>	<u>2,226</u>	<u>8,356</u>
From Drill Pay Status . . . . .	-	-	-	1,850
From Active Duty Pay Only . . . . .	-	-	182	98
From Non-Pay Status - Ready . . . . .	-	3,035	771	6,389
From Non-Pay Status - Standby . . . . .	-	25	1,253	-
From Retired . . . . .	-	-	20	19
<u>AGGREGATE LOSSES:</u> . . . . .	<u>29,421</u>	<u>17,689</u>	<u>3,268</u>	<u>26,713</u>
<u>Total Losses by Type:</u> . . . . .	<u>29,421</u>	<u>7,425</u>	<u>197</u>	<u>21,339</u>
Resigned Commission Other Than Cause . . . . .	15,457	189	19	15,248
Deceased . . . . .	734	42	20	72
Ordered to Extended Active Duty . . . . .	6,338	6,277	48	61
Reported in Error as Gain . . . . .	391	321	9	62
Termination of Commission for Cause . . . . .	5,493	108	4	5,378
Transfer to Air National Guard . . . . .	942	450	94	491
Involuntarily Ordered to Active Duty . . . . .	15	15	-	-
Transferred to Other Services . . . . .	51	23	3	27
<u>Total Transfers:</u> . . . . .	<u>-</u>	<u>10,264</u>	<u>3,071</u>	<u>5,374</u>
To Drill Pay Status . . . . .	-	-	-	1,253
To Active Duty Pay Only . . . . .	-	-	81	258
To Non-Pay Status - Ready . . . . .	-	-	599	1,524
To Non-Pay Status - Standby . . . . .	-	8,337	1,850	-
To Retired . . . . .	-	1,927	541	2,339
<u>STRENGTH-Ending</u> . . . . .	<u>164,121</u>	<u>34,893</u>	<u>10,225</u>	<u>30,666</u>

Source: Personnel Division, Office of Air Force Reserve

UNCLASSIFIED

TABLE 98 - AIR FORCE RESERVE AIRMEN BY RESERVE SECTION, BY GRADE - 30 JUNE 1973

RESERVE SECTION	TOTAL	CHIEF MASTER SERGEANT	SENIOR MASTER SERGEANT	MASTER SERGEANT	TECHNICAL SERGEANT	STAFF SERGEANT	SERGEANT	AIRMAN FIRST	AIRMAN	BASIC AIRMAN
<u>AIR FORCE RESERVE - TOTAL</u>	293,501	5,950	12,864	47,024	55,341	71,510	88,386	8,339	3,163	924
<u>READY - TOTAL</u>	145,699	326	850	3,513	4,571	41,214	84,453	7,383	2,674	715
<u>PAID TOTAL</u>	33,695	315	820	3,321	4,434	7,285	9,672	5,468	1,938	442
<u>DRILL PAY - TOTAL</u>	33,560	309	803	3,262	4,414	7,263	9,662	5,467	1,938	442
<u>48 ANNUAL DRILLS - TOTAL</u>	31,852	279	738	2,878	4,160	6,923	9,417	5,344	1,852	261
Airborne Early Warning & Control (EC-121)	386	6	13	76	72	55	91	58	14	1
Military Airlift Units - Associate (C-141)	4,650	58	134	573	701	1,051	1,450	526	130	27
Tactical Airlift Units (C-130)	7,926	62	211	778	1,143	1,733	2,116	1,347	484	52
Aerospace Rescue & Recovery Sqs	657	5	20	79	122	157	147	107	16	4
Tactical Airlift Tng Sqs - TATS (C-130)	192	1	8	27	62	67	20	5	2	-
Aeromedical Airlift-Assoc. (C-9A)	237	2	6	22	28	57	75	38	7	2
Tactical Airlift Units (C-7A)	874	8	26	79	119	221	276	99	39	7
Special Operations Groups (A-37)	2,193	14	43	164	286	429	699	411	129	18
Tactical Airlift Wing (C-123)	2,132	22	48	210	319	453	546	365	155	14
Tactical Fighter Wing (F-105)	1,848	12	48	174	244	447	575	245	85	18
Military Airlift Units - Assoc. (C-5)	6	-	-	2	2	1	1	-	-	-
Aerial Port Squadrons	3,237	30	32	189	297	634	1,028	736	259	32
Censorship Squadrons	34	3	3	10	6	6	4	2	-	-
Maintenance & Supply Sqs (Mobile)	905	7	6	58	104	261	323	86	51	9
Military Airlift Support Sqs (Mob Enr.)	826	4	16	57	72	199	297	144	35	2
Regions	359	28	40	72	34	48	98	33	3	3
Civil Engineering Flights	2,577	16	35	129	325	485	714	612	222	39
Civil Engineering Sqs (Heavy Repair)	343	1	2	19	22	56	80	104	58	1
Aeromedical Evacuation Sqs & Flts	1,008	-	18	54	88	204	400	147	84	13
Medical Service Squadrons & Flights	1,459	-	27	105	114	359	477	279	79	19
Office Civil Defense/AF Res. Sqs-Liaison	1	-	1	-	-	-	-	-	-	-
Mobilization Augmentee-Flying	2	-	1	1	-	-	-	-	-	-
<u>24 ANNUAL DRILLS-TOT.MOB.AUG.NON-FLYING</u>	1,461	30	65	384	254	340	245	123	18	2
<u>NON-PRIOR SERVICE ON AD FOR TRAINING</u>	247	-	-	-	-	-	-	-	68	179
<u>ACTIVE DUTY PAY ONLY - TOTAL</u>	135	6	17	59	20	22	10	1	4	-
Mob Aug - 15 Days AD Training	105	5	11	46	13	19	10	1	-	-
Mob Aug - AFRES Trng O/S - 15 Days AD	8	-	-	7	-	1	-	-	-	-
Mob Aug - Civil Prepare. Prog-15 Days AD	22	1	6	6	7	2	-	-	-	-
<u>NON-PAID READY - TOTAL</u>	112,004	11	30	192	137	33,929	74,781	1,915	736	273
Non-Prior Service in Delay Status	161	-	-	-	-	-	-	-	9	152
Reinforcement Designee-Air Res Sq Trainee	300	4	12	138	43	88	15	-	-	-
Reinforcement Designee-Ready Reinforce. Sec	81	5	10	21	15	20	8	1	1	-
Reinforcement Designee-Air Reserve Sq	84	2	8	30	8	24	11	1	-	-
Obligated Res Sec - 24 Mos or More on EAD	106,968	-	-	3	45	33,177	73,343	359	28	13
Obligated Res Sec - Less than 24 Mos on EAD	4,021	-	-	-	25	567	1,266	1,431	629	103
Obligated Res Sec - EAD Commitment	389	-	-	-	1	53	138	123	69	5
<u>STANDBY-NON-PAID - TOTAL</u>	15,302	463	814	3,069	4,505	4,612	1,416	295	100	28
Non-Affiliated Res Section - Non-Obligors	1,469	43	53	235	241	541	261	68	21	6
Non-Affiliated Res Section - Obligors	987	-	-	-	22	408	364	117	65	11
Inactive Status List Reserve Section	12,846	420	761	2,834	4,242	3,663	791	110	14	11
<u>RESERVE RETIRED SECTION TOTAL</u>	132,500	5,161	11,200	40,442	46,265	25,684	2,517	661	389	181

UNCLASSIFIED

UNCLASSIFIED

## UNCLASSIFIED

TABLE 99 - AIR FORCE RESERVE OFFICER GAINS AND LOSSES BY SELECTED CATEGORIES FOR FY 1973

GAINS & LOSSES - OFFICERS & W/O	TOTAL RESERVE	TOTAL READY STATUS	TOTAL SELECTED RESERVE	TOTAL STANDBY STATUS
<u>STRENGTH - Beginning</u> . . . . .	<u>172,386</u>	<u>34,965</u>	<u>10,674</u>	<u>44,490</u>
<u>AGGREGATE GAINS:</u> . . . . .	<u>21,156</u>	<u>17,617</u>	<u>2,819</u>	<u>12,889</u>
<u>Total Gains by Type:</u> . . . . .	<u>21,156</u>	<u>14,557</u>	<u>593</u>	<u>4,533</u>
Direct Appointments . . . . .	1,452	1,431	209	5
Transfer from Other Services . . . . .	34	34	26	-
Reappointments . . . . .	19	8	8	4
Commissioned from AFROTC . . . . .	5,862	5,861	3	-
Transferred from Extended Active Duty without Obligation . . . . .	3,212	82	73	3,120
Transferred from Extended Active Duty with Obligation . . . . .	7,025	6,790	102	235
Errors . . . . .	97	53	9	25
Commissioned from Warrant Officer or Enlisted . . . . .	105	102	93	1,144
Transferred from Air National Guard . . . . .	1,356	196	70	-
Placement on Retired Reserve List . . . . .	1,994	--	--	-
<u>Total Transfers:</u> . . . . .	<u>-</u>	<u>3,060</u>	<u>2,226</u>	<u>8,356</u>
From Drill Pay Status . . . . .	-	-	-	1,850
From Active Duty Pay Only . . . . .	-	-	182	98
From Non-Pay Status - Ready . . . . .	-	3,035	771	6,389
From Non-Pay Status - Standby . . . . .	-	25	1,253	-
From Retired . . . . .	-	-	20	19
<u>AGGREGATE LOSSES:</u> . . . . .	<u>29,421</u>	<u>17,689</u>	<u>3,268</u>	<u>26,713</u>
<u>Total Losses by Type:</u> . . . . .	<u>29,421</u>	<u>7,425</u>	<u>197</u>	<u>21,339</u>
Resigned Commission Other Than Cause . . . . .	15,457	189	19	15,248
Deceased . . . . .	734	42	20	72
Ordered to Extended Active Duty . . . . .	6,338	6,277	48	61
Reported in Error as Gain . . . . .	391	321	9	62
Termination of Commission for Cause . . . . .	5,493	108	4	5,378
Transfer to Air National Guard . . . . .	942	450	94	491
Involuntarily Ordered to Active Duty . . . . .	15	15	-	-
Transferred to Other Services . . . . .	51	23	3	27
<u>Total Transfers:</u> . . . . .	<u>-</u>	<u>10,264</u>	<u>3,071</u>	<u>5,374</u>
To Drill Pay Status . . . . .	-	-	-	1,253
To Active Duty Pay Only . . . . .	-	-	81	258
To Non-Pay Status - Ready . . . . .	-	-	599	1,524
To Non-Pay Status - Standby . . . . .	-	8,337	1,850	-
To Retired . . . . .	-	1,927	541	2,339
<u>STRENGTH-Ending</u> . . . . .	<u>164,121</u>	<u>34,893</u>	<u>10,225</u>	<u>30,666</u>

Source: Personnel Division, Office of Air Force Reserve

UNCLASSIFIED

TABLE 100 -- AIR FORCE RESERVE AIRMEN GAINS AND LOSSES BY SELECTED CATEGORIES FOR FY 1973

GAINS & LOSSES - AIRMEN	TOTAL RESERVE	TOTAL READY STATUS	TOTAL SELECTED RESERVE	TOTAL STANDBY STATUS
STRENGTH - Beginning . . . . .	307,733	169,770	37,081	19,598
<u>AGGREGATE GAINS:</u> . . . . .	<u>102,528</u>	<u>77,188</u>	<u>14,096</u>	<u>4,204</u>
<u>Total Gains by Type:</u> . . . . .	<u>102,528</u>	<u>76,512</u>	<u>9,509</u>	<u>989</u>
Transfer from Other Services . . . . .	366	366	366	-
Transfer from Extended Active Duty without Obligation . . . . .	34	1	-	31
Transfer from Extended Active Duty with Obligation . . . . .	63,413	62,958	13	454
Retired Airmen Transferred to Complete 30 Years . . . . .	24,954	-	-	-
Enlisted Non-Prior Service - Under 26 . . . . .	1,441	1,441	45	-
Enlisted Prior Service (Active/Reserve) . . . . .	2,435	2,434	2,422	1
Placement on Retired Reserve List . . . . .	8	-	-	-
Transfer from Air National Guard . . . . .	2,053	1,565	261	472
Gain from Temporary Retirement . . . . .	48	48	-	-
Enlisted - TRY ONE Program . . . . .	235	235	235	-
Accessions . . . . .	7,253	7,253	6,040	-
Errors . . . . .	288	211	127	31
<u>Total Transfers:</u> . . . . .	<u>-</u>	<u>676</u>	<u>4,587</u>	<u>3,115</u>
From Drill Pay Status . . . . .	-	-	1,565	2,517
From Active Duty Pay Only . . . . .	-	-	16	35
From Non-Pay Status - Ready . . . . .	-	-	2,511	558
From Non-Pay Status - Standby . . . . .	-	647	466	-
From Retired . . . . .	-	29	29	5
<u>AGGREGATE LOSSES:</u> . . . . .	<u>116,760</u>	<u>101,259</u>	<u>17,617</u>	<u>8,400</u>
<u>Total Losses by Type</u> . . . . .	<u>116,760</u>	<u>97,904</u>	<u>11,554</u>	<u>7,495</u>
Deceased . . . . .	756	134	39	110
Ordered to Extended Active Duty . . . . .	62	54	45	8
Enlisted in Regular Establishment - Under 26 . . . . .	31	29	24	2
Enlisted in Regular Establishment - All Others . . . . .	3,321	3,262	169	57
Discharge Non-Prior Service - Under 26 . . . . .	309	77	27	232
Commissioned from Reserve Enlisted Status . . . . .	112	107	102	1
Discharge Expiration Term of Service or Obligation . . . . .	97,188	79,686	4,002	6,778
Other Discharges . . . . .	588	447	105	132
Transfer to Air National Guard . . . . .	3,381	3,273	416	99
Involuntarily Ordered to Active Duty (Draft Deferred) . . . . .	227	226	188	1
Accessions . . . . .	7,253	7,253	6,040	-
Reported in Error as Gain . . . . .	2,935	2,806	88	29
Transferred to Other Services . . . . .	597	550	309	46
<u>Total Transfers:</u> . . . . .	<u>-</u>	<u>3,355</u>	<u>6,063</u>	<u>905</u>
To Drill Pay Status . . . . .	-	-	-	466
To Active Duty Pay Only . . . . .	-	-	25	8
To Non-Pay Status - Ready . . . . .	-	-	3,336	173
To Non-Pay Status - Standby . . . . .	-	3,110	2,536	-
To Retired . . . . .	-	245	166	258
<u>STRENGTH - Ending</u>	<u>293,501</u>	<u>145,699</u>	<u>33,560</u>	<u>15,302</u>

Source: Personnel Division, Office of Air Force Reserve

## UNCLASSIFIED

TABLE 101 - GAINS AND LOSSES OF AIR FORCE RESERVE PILOTS ASSIGNED TO THE SELECTED RESERVES AT END OF FY 1971 THROUGH FY 1973

GAINS & LOSSES	FY <u>1971</u>	FY <u>1972</u>	FY <u>1973</u>
	PILOTS	PILOTS	PILOTS
<u>STRENGTH - BEGINNING</u> . . . . .	<u>2,388</u>	<u>2,394</u>	<u>2,300</u>
<u>AGGREGATE GAINS:</u> . . . . .	<u>604</u>	<u>614</u>	<u>714</u>
<u>Total Gains by Type:</u> . . . . .	<u>272</u>	<u>278</u>	<u>328</u>
Direct Appointments . . . . .	-	-	-
Transfer from Other Services . . . . .	-	-	-
Reappointments . . . . .	-	-	-
Commissioned from AFROTC . . . . .	-	-	-
Transfer from EAD w/out Obligation . . . . .	-	-	5
Transfer from EAD with Obligation . . . . .	-	-	3
Errors . . . . .	3	52	65
Commissioned from W/O or Enlisted . . . . .	1	-	-
Transfer from Air National Guard . . . . .	17	27	10
Gain to Flying Status . . . . .	251	199	245
<u>Total Transfer Gains:</u> . . . . .	<u>332</u>	<u>336</u>	<u>386</u>
From Drill Pay Status . . . . .	6	4	25
From Active Duty Only . . . . .	-	3	2
From Non-Pay Status - Ready . . . . .	42	75	238
From Non-Pay Status - Standby . . . . .	282	251	121
From Retired . . . . .	2	3	-
<u>AGGREGATE LOSSES:</u> . . . . .	<u>598</u>	<u>708</u>	<u>761</u>
<u>Total Losses by Type:</u> . . . . .	<u>449</u>	<u>247</u>	<u>254</u>
Resigned Commission Other Than Cause . . . . .	1	1	1
Deceased . . . . .	-	3	1
Ordered to Extended Active Duty . . . . .	10	2	8
Reported in Error as Gain . . . . .	56	4	67
Termination of Commission for Cause . . . . .	1	1	1
Transfer to Air National Guard . . . . .	17	24	29
Revocation of Orders . . . . .	-	-	-
Expiration Current Appointment . . . . .	-	-	-
Loss to Fly Status . . . . .	64	212	147
<u>Total Transfer Losses:</u> . . . . .	<u>449</u>	<u>461</u>	<u>507</u>
To Drill Pay Status . . . . .	14	9	37
To Active Duty Only . . . . .	10	9	6
To Non-Pay Status - Ready . . . . .	20	112	98
To Non-Pay Status - Standby . . . . .	328	243	298
To Retired . . . . .	77	88	68
<u>STRENGTH - ENDING</u> . . . . .	<u>2,394</u>	<u>2,300</u>	<u>2,253</u>

Source: Office of Air Force Reserve, Personnel Division

UNCLASSIFIED

## UNCLASSIFIED

TABLE 102 - RESERVE OFFICER REPRESENTATION ON AIR FORCE STAFFS - 30 JUNE 1973

	TOTAL	GENERAL	COLONEL	LIEUTENANT COLONEL	MAJOR	CAPTAIN
<u>OFFICE OF THE SECRETARY OF THE AIR FORCE</u>						
Deputy for Reserve Affairs	2		2			
Office of Information	1			1		
Personnel Council	1		1			
<u>HQS USAF STAFF</u>						
Director of Budget	1		1			
Director of Aerospace Programs	1		1			
Director of Civil Engineering	1			1		
Director of Personnel Plans	3			2		1
Director of Operations	1			1		
Director of Plans	1		1			
Director of Personnel Programs	1				1	
Director of Manpower & Organization	1		1			
The Inspector General	1			1		
ACS/Intelligence	1				1	
Judge Advocate General	1		1			
Women in the Air Force	1				1	
Director of Transportation	1				1	
<u>MAJOR COMMANDS/SEPARATE OPERATING AGENCIES</u>						
Aerospace Defense Command	1		1			
Air Force Systems Command	1		1			
Air Training Command	1			1		
Military Airlift Command	6		5	1		
Tactical Air Command	3		3			
Headquarters Command	2		1		1	
Air Force Accounting & Finance Center	1		1			
Air Force Inspection & Safety Center	1		1			
USAF Academy	1			1		
Air Force Military Personnel Center	1					1
HQS Air Reserve Personnel Center	8		5	2	1	
Air Force Data Automation Agency	1				1	
Air University	1				1	
OFFICE OF AIR FORCE RESERVE	15	2	4	4	5	
HQS AIR FORCE RESERVE	31	1	7	4	12	7
OSD OFFICE OF RESERVE AFFAIRS	1			1		
TOTAL	94	3	37	20	25	9

Source: Personnel Division, Office of Air Force Reserve

UNCLASSIFIED



TABLE 103 - AEROSPACE VEHICLE INVENTORY BY FUNCTIONAL DISTRIBUTION -  
OVERSEAS - FY 1973

MISSION DESIGN SERIES	TOTAL	ACTIVE											IN-ACTIVE TOTAL	
		TOTAL ACTIVE	OPERATING							NON-OPERATING				
			TOTAL OPERATING ACTIVE	TAC. & COM SUPP	TRNG	OPER SUPP	ADMIN	SPEC ACTY UTIL TRAN	TEST & TEST SUPP	TOTAL NON-OPER. ACT	MAINT MOD IRAN	OTHER		
AIR FORCE RESERVE OS														
UC123K	3	3	3	3										
C123	3	3	3	3										
CARGO ASLT RCP	3	3	3	3										
CARGO ASLT	3	3	3	3										
CARGO	3	3	3	3										
TOTAL	3	3	3	3										

CONFIDENTIAL

CONFIDENTIAL

DOWNGRADED TO:  
UNCLASSIFIED ON: 1 JULY 1974  
AUTHORITY: DCS/PROGRAMS AND  
RESOURCES (AF/PRPL LTR, 8 DEC 72)

TABLE 104 - AEROSPACE VEHICLE INVENTORY BY FUNCTIONAL DISTRIBUTION - FY 1973

MISSION DESIGN SERIES	TOTAL	ACTIVE											IN-ACTIVE TOTAL	
		TOTAL ACTIVE	OPERATING						NON-OPERATING					
			TOTAL OPERATING ACTIVE	TAC. & COM SUPP	TRNG	OPER SUPP	ADMIN	SPEC ACTY UTIL TRAN	TEST & TEST SUPP	TOTAL NON-OPER. ACT	MAINT MOD IRAN	OTHER		
AIR FORCE RESERVE														
F105E	19	19	10	10							9	7	2	
F105D	55	55	48	48							7	6	1	
F105F	4	4	3	3							1	1		
F105	78	78	61	61							17	14	3	
FIGHTER TACT JET	78	78	61	61							17	14	3	
FIGHTER TACT	78	78	61	61							17	14	3	
FIGHTER	78	78	61	61							17	14	3	
EC121D	7	7	5	5							2	2		
C121	7	7	5	5							2	2		
RECON TACT RCP	7	7	5	5							2	2		
RC130A	6	6									6	5	1	
C130	6	6									6	5	1	
RECON TACT TUR	6	6									6	5	1	
RECON TACT	13	13	5	5							8	7	1	
RECON	13	13	5	5							8	7	1	
HC130M	10	10	10	10										
C130	10	10	10	10										
SR&RESCUE MED TUR	10	10	10	10										
SR&RESCUE MED	10	10	10	10										
SR&RESCUE	10	10	10	10										

CONFIDENTIAL

CONFIDENTIAL

DOWNGRADED TO:  
 UNCLASSIFIED ON: 1 JULY 1974  
 AUTHORITY: DCS/PROGRAMS AND  
 RESOURCES (AF/PRPL LTR, 8 DEC 72)

TABLE 104 - AEROSPACE VEHICLE INVENTORY BY FUNCTIONAL DISTRIBUTION - FY 1973

MISSION DESIGN SERIES	TOTAL	ACTIVE											IN- ACT- IVE TOTAL	
		TOTAL ACTIVE	OPERATING						NON-OPERATING					
			TOTAL OPER- ATING ACTIVE	TAC. &COM SUPP	TRNG	OPER SUPP	ADMIN	SPEC ACTY UTIL TRAN	TEST & TEST SUPP	TOTAL NON- OPER. ACT	MAINT MOD IRAN	OTHER		
AIR FORCE RESERVE														
C130A	54	54	48	48								6	6	
C130B	49	49	44	44								5	4	1
C130	103	103	92	92								11	10	1
CARGO TACT TUR	103	103	92	92								11	10	1
CARGO TACT	103	103	92	92								11	10	1
VC118A	1	1	1				1							
C118	1	1	1				1							
CARGO MED RCP	1	1	1					1						
CARGO MED	1	1	1					1						
C 7A	33	33	30	30								3	2	1
C 7	33	33	30	30								3	2	1
VT 29B	4	4	3							3		1	1	
VT 29D	1	1	1							1				
T 29	5	5	4							4		1	1	
CARGO LIGHT RCP	38	38	34	30						4		4	3	1
CARGO LIGHT	38	38	34	30						4		4	3	1
C123B	2	2	2	2										
C123K	43	43	39	39								4	4	
UC123K	21	21	20	20								1	1	
VC123K	1	1	1	1										
C123	67	67	62	62								5	5	
CARGO ASLT RCP	67	67	62	62								5	5	
CARGO ASLT	67	67	62	62								5	5	
CARGO	209	209	189	184				1		4		20	18	2

CONFIDENTIAL

CONFIDENTIAL

DOWNGRADED TO:  
 UNCLASSIFIED ON: 1 JULY 1974  
 AUTHORITY: DCS/PROGRAMS AND  
 RESOURCES (AF/PRPL LTR, 8 DEC 72)

**UNCLASSIFIED**  
**COMPONENTS — RESERVE FORCES AND AIR NATIONAL GUARD (CONTINUED)**

**AIR NATIONAL GUARD**



**DEFINITIONS**

AIR NATIONAL GUARD AUTHORIZED STRENGTH - Total manning authorized under appropriate Tables of Organization, Tables of Distribution, and Unit Manning Documents currently augmented and/or reduced by the National Guard Bureau.

PROGRAM STRENGTH - Manning objective, applicable to units in being or scheduled for activation by a specified period of time.

**UNCLASSIFIED**

TABLE 105 — AIR NATIONAL GUARD PERSONNEL GRADE AND AGE ANALYSIS — 30 JUNE 1973

AGE AND GRADE ANALYSIS

TOTAL OFFICERS	17-20	21-25	26-30	31-35	36-40	41-45	46-50	51-55	56-60	61-65	TOTAL
General	0	0	0	0	0	0	21	37	18	1	77
Colonel	0	0	0	0	3	30	119	154	34	0	340
Lt Colonel	0	0	0	1	169	532	399	288	36	0	1425
Major	0	0	2	263	1521	1067	160	14	0	0	3027
Captain	2	6	1204	1951	652	135	2	0	0	0	3952
1st Lt	0	111	1001	255	43	4	0	0	0	0	1414
2nd Lt	2	581	470	69	1	0	1	0	0	0	1124
W/O	0	0	0	0	1	10	33	83	26	1	154
<b>TOTAL</b>	<b>4</b>	<b>698</b>	<b>2677</b>	<b>2539</b>	<b>2390</b>	<b>1778</b>	<b>735</b>	<b>576</b>	<b>114</b>	<b>2</b>	<b>11513</b>

TOTAL AIRMEN	17-20	21-25	26-30	31-35	36-40	41-45	46-50	51-55	56-60	61-65	TOTAL
CMSGT	0	0	0	13	84	278	234	279	83	1	972
SMSGT	0	0	7	122	417	613	303	325	87	0	1874
MSGT	0	2	219	911	1764	1726	686	560	160	3	6031
TSGT	1	635	2295	2626	2686	1363	505	328	98	0	10537
SSGT	25	9189	6566	1626	873	474	178	85	22	0	19038
SGT	799	15956	3642	490	268	102	19	9	4	0	21289
A1C	3399	8471	718	166	76	25	5	0	0	0	12860
AMN	2631	2664	108	18	11	2	1	0	0	0	5435
AB	793	417	42	9	3	0	0	0	0	0	1264
<b>TOTAL</b>	<b>7648</b>	<b>37334</b>	<b>13597</b>	<b>5981</b>	<b>6182</b>	<b>4583</b>	<b>1931</b>	<b>1586</b>	<b>454</b>	<b>4</b>	<b>79300</b>

UNCLASSIFIED

UNCLASSIFIED

TABLE 106 — AUTHORIZED AND ASSIGNED AIR NATIONAL GUARD PERSONNEL IN FEDERALLY RECOGNIZED  
UNITS BY STATE AND THE US POSSESSION OF PUERTO RICO — 30 JUNE 1973

STATE	TOTAL UNITS	AUTHORIZED STRENGTH				ASSIGNED STRENGTH			
		OFFICER	W/O	AIRMEN	TOTAL	OFFICER	W/O	AIRMAN	TOTAL
Alabama	25	392		2876	3268	323	5	2524	2852
Alaska	9	112		644	756	91		474	565
Arizona	21	295		1948	2243	248	4	1705	1957
Arkansas	21	232		1758	1990	204	3	1644	1851
California	59	721		4965	5686	568	12	4400	4980
Colorado	17	240		1467	1707	190	2	1166	1358
Connecticut	12	133		995	1128	116	3	902	1021
Delaware	12	124		583	707	110	1	664	775
Dist of Columbia	13	154		1255	1409	135	4	1005	1144
Florida	9	110		896	1006	83	4	733	820
Georgia	31	463		2739	3202	373	8	2510	2891
Hawaii	16	201		1675	1876	171	1	1363	1535
Idaho	8	112		859	971	84	3	762	849
Illinois	30	430		2652	3082	357		2363	2720
Indiana	24	243		1699	1942	231	1	1501	1733
Iowa	22	260		1863	2123	228	5	1563	1796
Kansas	19	194		1518	1712	141	2	1225	1368
Kentucky	11	134	1	903	1038	121	1	825	947
Louisiana	15	132		1079	1211	114	3	863	980
Maine	11	183		1234	1417	154		1092	1246

UNCLASSIFIED

UNCLASSIFIED

TABLE 106 - AUTHORIZED AND ASSIGNED AIR NATIONAL GUARD PERSONNEL IN FEDERALLY RECOGNIZED UNITS BY STATE AND THE US POSSESSION OF PUERTO RICO - 30 JUNE 1973 (CONTINUED)

STATE	TOTAL UNITS	AUTHORIZED STRENGTH				ASSIGNED STRENGTH			
		OFFICER	W/O	AIRMEN	TOTAL	OFFICER	W/O	AIRMAN	TOTAL
Maryland	19	251	1	1405	1657	233	1	1266	1500
Massachusetts	27	319	2	2453	2774	250	5	2049	2304
Michigan	29	389		2396	2785	316	1	2048	2365
Minnesota	24	306		1876	2182	259	2	1615	1876
Mississippi	25	287		1997	2284	233	1	1694	1928
Missouri	27	363		2228	2591	345	2	2081	2428
Montana	8	112		874	986	89	1	808	898
Nebraska	9	141		858	999	124		789	913
Nevada	9	113		795	908	91	1	701	793
New Hampshire	12	129	1	605	735	118		593	711
New Jersey	30	396		2590	2986	305	3	2196	2504
New Mexico	11	111	1	812	924	83		765	848
New York	55	781		4652	5433	649	10	3834	4493
North Carolina	15	155		907	1062	138	1	870	1009
North Dakota	8	139	1	887	1027	127		933	1060
Ohio	53	618		4658	5276	516	5	4047	4568
Oklahoma	24	343	1	1983	2327	290	4	1795	2089
Oregon	16	286	1	1733	2020	192	7	1306	1505
Pennsylvania	44	625		4104	4729	522	13	3475	4010
Rhode Island	14	222		1105	1327	163	6	818	987

UNCLASSIFIED

UNCLASSIFIED

TABLE 106 — AUTHORIZED AND ASSIGNED AIR NATIONAL GUARD PERSONNEL IN FEDERALLY RECOGNIZED  
UNITS BY STATE AND THE US POSSESSION OF PUERTO RICO — 30 JUNE 1973 (CONTINUED)

STATE	TOTAL UNITS	AUTHORIZED STRENGTH				ASSIGNED STRENGTH			
		OFFICER	W/O	AIRMEN	TOTAL	OFFICER	W/O	AIRMEN	TOTAL
South Carolina	11	120	1	1032	1153	98	1	862	961
South Dakota	10	105		782	887	87	3	694	784
Tennessee	39	530		2909	3439	472	7	2662	3141
Texas	34	436		3034	3470	426	1	2850	3277
Utah	14	204		1261	1465	149	7	1142	1298
Vermont	8	105		851	956	82		660	742
Virginia	11	113		935	1048	90		798	888
Washington	20	283		2225	2508	239	2	1752	1993
West Virginia	22	246		1248	1494	221	2	1234	1457
Wisconsin	21	288		1825	2113	242	3	1657	1902
Wyoming	12	130		683	813	98	2	552	652
Puerto Rico	12	149		1006	1155	121	1	977	1099
<b>TOTAL</b>	<b>1508</b>	<b>13660</b>	<b>10</b>	<b>90317</b>	<b>103987</b>	<b>11410</b>	<b>154</b>	<b>78807</b>	<b>90371</b>

UNCLASSIFIED

UNCLASSIFIED



TABLE 107 - AEROSPACE VEHICLE INVENTORY BY FUNCTIONAL DISTRIBUTION -  
OVERSEAS - FY 1973

MISSION DESIGN SERIES	TOTAL	ACTIVE											IN- ACT- IVE TOTAL	
		TOTAL ACTIVE	OPERATING						NON-OPERATING					
			TOTAL OPER- ATING ACTIVE	TAC. &COM SUPP	TRNG	OPER SUPP	ADMIN	SPEC ACTY BUTIL TRAN	TEST & TEST SUPP	TOTAL NON- OPER. ACT	MAINT MOD IRAN	OTHER		
AIR NATIONAL GUARD OS														
F104C	16	16	16	16										
F104D	6	6	6	6										
F104	22	22	22	22										
FIGHTER TACT JET	22	22	22	22										
FIGHTER TACT	22	22	22	22										
F102A	17	17	17	17										
TF102A	2	2	2	2										
F102	19	19	19	19										
FIGHTER INTCP JET	19	19	19	19										
FIGHTER INTCP	19	19	19	19										
FIGHTER	41	41	41	41										
C 54E	1	1	1	1										
C 54G	1	1	1	1										
C 54	2	2	2	2										
CARGO MED RCP	2	2	2	2										
CARGO MED	2	2	2	2										
C123J	6	6	6	6										
C123	6	6	6	6										
CARGO ASLT RCP	6	6	6	6										
CARGO ASLT	6	6	6	6										
CARGO	8	8	8	8										

CONFIDENTIAL

CONFIDENTIAL

DOWNGRADED TO:  
UNCLASSIFIED ON: 1 JULY 1974  
AUTHORITY: DCS/PROGRAMS AND  
RESOURCES (AF/PRPL LTR, 8 DEC 72)

TABLE 107 - AEROSPACE VEHICLE INVENTORY BY FUNCTIONAL DISTRIBUTION - OVERSEAS - FY 1973 (CONTINUED)

MISSION DESIGN SERIES	TOTAL	ACTIVE										IN-ACTIVE TOTAL	
		TOTAL ACTIVE	OPERATING						NON-OPERATING				
			TOTAL OPERATING ACTIVE	TAC. & COM SUPP	TRNG	OPER SUPP	ADMIN	SPEC ACTY UTIL TRAN	TEST & TEST SUPP	TOTAL NON-OPER. ACT	MAINT MOD IRAN		OTHER
AIR NATIONAL GUARD OS													
T 29D	1	1	1	1									
T 29	1	1	1	1									
TRAINER RCP	1	1	1	1									
TRAINER	1	1	1	1									
TRAINER	1	1	1	1									
O 2B	1	1	1	1									
O 2	1	1	1	1									
OBSERVE RCP	1	1	1	1									
OBSERVE	1	1	1	1									
OBSERVE	1	1	1	1									
TOTAL	51	51	51	51									

CONFIDENTIAL

CONFIDENTIAL

DOWNGRADED TO:  
 UNCLASSIFIED ON: 1 JULY 1974  
 AUTHORITY: DCS/PROGRAMS AND  
 RESOURCES (AF/PRPL LTR, 8 DEC 72)

TABLE 108 - AEROSPACE VEHICLE INVENTORY BY FUNCTIONAL DISTRIBUTION - FY 1973

MISSION DESIGN SERIES	TOTAL	ACTIVE											IN-ACTIVE TOTAL	
		TOTAL ACTIVE	OPERATING							NON-OPERATING				
			TOTAL OPERATING ACTIVE	TAC. & COM SUPP	TRNG	OPER SUPP	ADMIN	SPEC ACTY UTIL TRAN	TEST & TEST SUPP	TOTAL NON-OPER. ACT	MAINT MOD IRAN	OTHER		
AIR NATIONAL GUARD														
B 57C	3	3	3		3									
B 57G	13	13	10	10						3	3			
B 57	16	16	13	10	3					3	3			
BOMBER TACT JET	16	16	13	10	3					3	3			
BOMBER TACT	16	16	13	10	3					3	3			
BOMBER	16	16	13	10	3					3	3			
KC 97L	77	77	76	76						1			1	
C 97	77	77	76	76						1			1	
TANKER STRAT RCP	77	77	76	76						1			1	
TANKER STRAT	77	77	76	76						1			1	
TANKER	77	77	76	76						1			1	
F 4C	10	10	7	7						3	3			
F 4	10	10	7	7						3	3			
F100C	70	70	70	70										
F100C	337	337	300	284	16					37	26		11	
F100F	105	105	100	79	21					5	4		1	
NF100F	2	2	2		2									
F100	514	514	472	433	39					42	30		12	
F104D	1	1								1	1			
F104	1	1								1	1			
F105E	22	22	12	12						10	10			

CONFIDENTIAL

CONFIDENTIAL

DOWNGRADED TO:  
 UNCLASSIFIED ON: 1 JULY 1974  
 AUTHORITY: DCS/PROGRAMS AND  
 RESOURCES (AF/PRPL LTR, 8 DEC 72)

TABLE 108 -- AEROSPACE VEHICLE INVENTORY BY FUNCTIONAL DISTRIBUTION - FY 1973

MISSION DESIGN SERIES	TOTAL	ACTIVE											IN- ACT- IVE TOTAL	
		TOTAL ACTIVE	OPERATING						NON-OPERATING					
			TOTAL OPER- ATING ACTIVE	TAC. & COM SUPP	TRNG	OPER SUPP	ADMIN	SPEC ACTY BUTIL TRAN	TEST & TEST SUPP	TOTAL NON- OPER. ACT	MAINT MOD IRAN	OTHER		
AIR NATIONAL GUARD														
F105D	72	72	63	63							9	5		
F105F	12	12	11	11							1	1		
F105	106	106	86	86							20	20		
FIGHTER TACT JET	631	631	565	526	39						66	54	12	
FIGHTER TACT	631	631	565	526	39						66	54	12	
F101E	98	98	91	91							7	7		
F101F	40	40	33	16	17						7	5	2	
F101	138	138	124	107	17						14	12	2	
F102A	180	180	157	157							23	21	1	
TF102A	25	25	22	15	7						3	2		
F102	205	205	179	172	7						26	25	1	
F106A	64	64	59	59							5	4	1	
F106B	11	11	8	8							3	2	1	
F106	75	75	67	67							8	6	2	
FIGHTER INTCP JET	418	418	370	346	24						48	43	5	
FIGHTER INTCP	418	418	370	346	24						48	43	5	
FIGHTER	1049	1049	935	872	63						114	97	17	
EC121S	4	4	4	4										
C121	4	4	4	4										
RECON TACT RCP	4	4	4	4										
RF 4C	58	58	51	51							7	7		
F 4	58	58	51	51							7	7		

CONFIDENTIAL

CONFIDENTIAL

DOWNGRADED TO:  
 UNCLASSIFIED ON: 1 JULY 1974  
 AUTHORITY: DCS/PROGRAMS AND  
 RESOURCES (AF/PRPL LTR, 8 DEC 72)

TABLE 108 - AEROSPACE VEHICLE INVENTORY BY FUNCTIONAL DISTRIBUTION - FY 1973

MISSION DESIG SERIES	TOTAL	ACTIVE											IN- ACT- IVE TOTAL	
		TOTAL ACTIVE	OPERATING						NON-OPERATING					
			TOTAL OPER- ATING ACTIVE	TAC. & COM SUPP	TRNG	OPER SUPP	ADMIN	SPEC ACTY BUTIL TRAN	TEST & TEST SUPP	TOTAL NON- OPER. ACT	MAINT MOD IRAN	OTHER		
AIR NATIONAL GUARD														
RF101B	22	22	21	21								1	1	
RF101C	61	61	60	60								1	1	
RF101A	1	1										1		1
F101	84	84	81	81								3	2	1
RECON TACT JET	142	142	132	132								10	9	1
RECON TACT	146	146	136	136								10	9	1
RECON	140	146	136	136								10	9	1
C119G	2	2										2	2	
C119L	25	25	22	22								3	3	
C119	27	27	22	22								5	5	
C124C	29	29	21	21								8	6	2
C124	29	29	21	21								8	6	2
CARGO TACT RCP	56	56	43	43								13	11	2
C130A	40	40	36	36								4	4	
C130E	18	18	15	15								3	2	1
C130	38	58	51	51								7	6	1
CARGO TACT TUR	58	58	51	51								7	6	1
CARGO TACT	114	114	94	94								20	17	3
C 97G	13	13	13	13										
C 97	13	13	13	13										
C121C	5	5	5	5										

CONFIDENTIAL

CONFIDENTIAL

DOWNGRADED TO:  
 UNCLASSIFIED ON: 1 JULY 1974  
 AUTHORITY: DCS/PROGRAMS AND  
 RESOURCES (AF/PRPL LTR, 8 DEC 72)

TABLE 108 - AEROSPACE VEHICLE INVENTORY BY FUNCTIONAL DISTRIBUTION - FY 1973

MISSION DESIGN SERIES	TOTAL	ACTIVE								NON-OPERATING			IN-ACTIVE TOTAL
		TOTAL ACTIVE	TOTAL OPERATING ACTIVE	TAC. & COM SUPP	TRNG	OPER SUPP	ADMIN	SPEC ACTY UTIL TRAN	TEST & TEST SUPP	TOTAL NON-OPER. ACT	MAINT MOD IRAN	OTHER	
AIR NATIONAL GUARD													
VC121C	2	2	2						2				
C121	7	7	7	5					2				
CARGO HEAVY RCP	20	20	20	18					2				
CARGO HEAVY	20	20	20	18					2				
C 54C	3	3	3	3									
C 54E	1	1	1	1									
VC 54E	1	1	1	1									
C 54G	4	4	3	3						1		1	
C 54M	1	1	1	1									
C 54	10	10	9	9						1		1	
C131E	4	4	4	4									
C131	4	4	4	4									
CT 29A	3	3	3	3									
T 29	3	3	3	3									
CARGO MED RCP	17	17	16	16						1		1	
C130E	8	8	7	7						1		1	
C130	8	8	7	7						1		1	
CARGO MED TUR	8	8	7	7						1		1	
CARGO MED	25	25	23	23						2		1	1
C 7A	12	12	12	12									
C 7	12	12	12	12									

CONFIDENTIAL

CONFIDENTIAL

DOWNGRADED TO:  
 UNCLASSIFIED ON: 1 JULY 1974  
 AUTHORITY: DCS/PROGRAMS AND  
 RESOURCES (AF/PRPL LTR, 8 DEC 72)

TABLE 108 -- AEROSPACE VEHICLE INVENTORY BY FUNCTIONAL DISTRIBUTION -- FY 1973

MISSION DESIGN SERIES	TOTAL	ACTIVE											IN-ACTIVE TOTAL	
		TOTAL ACTIVE	OPERATING						NON-OPERATING					
			TOTAL OPERATING ACTIVE	TAC. & COM SUPP	TRNG	OPER SUPP	ADMIN	SPEC ACTY BUTIL TRAN	TEST & TEST SUPP	TOTAL NON-OPER. ACT	MAINT MOD IRAN	OTHER		
AIR NATIONAL GUARD														
VT 29A	26	26	26	26										
VT 29E	4	4	4	4				2	2					
VT 29C	3	3	3	3										
VT 29E	1	1	1	1				1						
T 29	34	34	34	29				3	2					
CARGO LIGHT RCP	46	46	46	41				3	2					
CARGO LIGHT	46	46	46	41				3	2					
C123J	2	2									2	2		
C123	2	2									2	2		
CARGO ASLT RCP	2	2									2	2		
CARGO ASLT	2	2									2	2		
CARGO	207	207	183	176				5	2		14	20	4	
T 29A	4	4	4	4										
T 29D	11	11	9	9							2	1	1	
T 29	15	15	13	13							2	1	1	
TRAINER RCP	15	15	13	13							2	1	1	
T 33A	106	106	97	91	6						9	8	1	
T 33	106	106	97	91	6						9	8	1	
T 35E	2	2	2		2									
T 39	2	2	2		2									
TRAINER JET	108	108	99	91	8						9	8	1	
TRAINER	123	123	112	104	8						11	9	2	
TRAINER	123	123	112	104	8						11	9	2	

CONFIDENTIAL

CONFIDENTIAL

DOWNGRADED TO:  
 UNCLASSIFIED ON: 1 JULY 1974  
 AUTHORITY: DCS/PROGRAMS AND  
 RESOURCES (AF/PRPL LTR, 8 DEC 72)

TABLE 108 - AEROSPACE VEHICLE INVENTORY BY FUNCTIONAL DISTRIBUTION - FY 1973

MISSION DESIGN SERIES	TOTAL	ACTIVE											IN- ACT- IVE TOTAL	
		TOTAL ACTIVE	OPERATING						NON-OPERATING					
			TOTAL OPER- ATING ACTIVE	TAC. &COM SUPP	TRNG	OPER SUPP	ADMIN	SPEC ACTY BUTIL TRAN	TEST & TEST SUPP	TOTAL NON- OPER. ACT	MAINT MOD IRAN	OTHER		
AIR NATIONAL GUARD														
0 2A	131	131	128	128							3	1	2	
0 2E	5	5	3	3							2		2	
0 2	136	136	131	131							5	1	4	
OBSERVE RCP	136	136	131	131							5	1	4	
OBSERVE	136	136	131	131							5	1	4	
OBSERVE	136	136	131	131							5	1	4	
A 37E	29	29	27	27							2	2		
A 37	29	29	27	27							2	2		
ATTACK TACT JET	29	29	27	27							2	2		
ATTACK TACT	29	29	27	27							2	2		
ATTACK	29	29	27	27							2	2		
Q 10D	21	21	21	21										
U 10	21	21	21	21										
UTILITY RCP	21	21	21	21										
UTILITY	21	21	21	21										
UTILITY	21	21	21	21										
TOTAL	1804	1804	1634	1553	74		5	2		170	141	29		

CONFIDENTIAL

CONFIDENTIAL

DOWNGRADED TO:  
 UNCLASSIFIED ON: 1 JULY 1974  
 AUTHORITY: DCS/PROGRAMS AND  
 RESOURCES (AF/PRPL LTR, 8 DEC 72)



TABLE 109 - AIR NATIONAL GUARD AVERAGE AIRCRAFT AND HOURS FLOWN BY QUARTER,  
WORLD-WIDE - FY 1973


	Total Average Acft	Total Hours Flown	1st Qtr	1st Qtr	2nd Qtr	2nd Qtr	3rd Qtr	3rd Qtr	4th Qtr	4th Qtr
			ANG Acft	Hours Flown	ANG Acft	Hours Flown	ANG Acft	Hours Flown	ANG Acft	Hours Flown
F-101	134	27479	102	6992	110	6235	111	6797	112	7455
F-102	217	49063	196	11868	197	10994	205	12753	217	13448
F-106	68	8594	36	1943	33	1231	50	2304	68	3116
A-7	-	-	-	-	-	-	-	-	-	-
A-37	27	10457	39	2872	23	2269	28	2356	27	2960
F-4	8	1513	5	291	7	222	7	399	8	601
F-100	474	90373	433	22213	443	19069	455	22743	474	26348
F-104	20	2580	19	663	18	520	20	640	20	757
F-105	94	21530	103	5492	85	4590	96	5661	94	5787
B-57	15	2588	8	591	15	578	13	596	15	823
RF-101	73	17306	96	4641	95	3549	93	4266	95	4850
RF-4	51	11020	50	3033	56	2290	54	2520	51	3177
C/KC-97	88	30537	84	7898	78	6733	85	7779	88	8127
C/EC-121	4	3953	7	813	8	1029	9	1001	9	1110
C-121	5	3595	15	1715	9	888	6	801	-	191
V-10	21	5503	23	1330	23	1049	22	1232	21	1892
C-119	24	5954	25	1588	23	1205	24	1575	24	1586
C-123	6	3162	7	570	7	656	7	999	6	937
C-130	59	33845	71	8269	57	7176	57	8661	59	9739
C-7	12	430	-	-	-	-	2	-	12	430
O-2	131	28077	99	7196	100	5650	177	7070	131	8161
C-124	24	19112	42	7128	31	4214	27	3831	24	3939
Support										
C-121	2	756	2	151	2	229	2	230	2	146
C-131	4	1347	2	170	3	285	4	446	4	446
T-29	51	11818	31	2048	33	2429	49	3075	51	4266
T-33	96	28401	110	6165	108	6546	101	7701	96	7989
T-39	2	406	2	77	1	84	2	116	2	129
C-54	15	8862	35	3304	30	2531	20	1639	15	1388
C-47	1	852	6	463	2	169	1	161	1	59
B-26	-	33	1	33	-	-	-	-	-	-
V-3	-	1784	11	1544	1	180	1	57	-	3
	1726	430930	1660	111061	1598	92600	1728	107409	1726	119860

UNCLASSIFIED

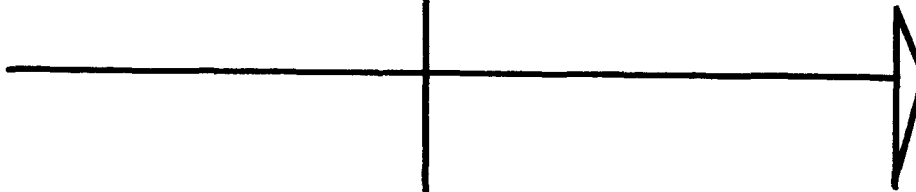
UNCLASSIFIED

**UNCLASSIFIED**

**UNCLASSIFIED**



Fiscal



*PART X*



**UNCLASSIFIED****FISCAL****PART X****INTRODUCTION**

This section reflects the funding operations of the various Air Force appropriations and/or funds with the respective major programs for the fiscal years indicated in the title of each table.

**EXPLANATION OF TERMS**

**APPROPRIATION** - An authorization by an Act of Congress to incur obligations for specified purposes and to make payments therefore out of the Treasury.

**APPROPRIATION ACCOUNT** - An account established to make amounts available for obligation and expenditure from the Treasury. Appropriation accounts include not only accounts to which money is appropriated, but also revolving funds, working funds, trust funds, etc. Appropriation accounts do not include official deposit funds.

**APPROPRIATION REIMBURSEMENT** - Amounts collected or to be collected for commodities, work or services furnished or to be furnished to another appropriation or fund or to an individual, firm or corporation which by law may be credited to an appropriation or fund account. Amounts to be collected include accounts receivable, reimbursements earned but not billed and amounts anticipated for the remainder of the year. They may also include inter-agency orders accepted and on hand for which delivery has not been made to the extent that this order is a valid obligation of this ordering agency and the collection will be credited to the appropriation being reported.

**BUDGET PROGRAM** - A subdivision established under an appropriation to identify a significant segment of Air Force operations.

**DISBURSEMENT** - The amount of expenditure checks issued and cash payments made, net of refunds received. Disbursements include all advances.

**EXPENDITURE** - Payment of obligations.

**OUTLAY** - Gross payments less reimbursements, refunds, and loan repayments received and credited to the appropriation or fund account. Consists of "expenditures" and "net lending". The terms "outlay" and "expenditures" are virtually synonymous for the Air Force, since the only difference is a relatively insignificant amount of "net lending".

**FUND** - A sum of money or other resource authorized by law to be set aside and to be used or expended only for specified purposes.

**OBLIGATION** - The amount of an order placed, contract awarded, or service received, or any transaction which establishes a legal requirement for the ultimate disbursement of funds.

**OBLIGATIONS INCURRED** - Amounts of orders placed, contracts awarded, services received, and similar transactions during a given period requiring future payment of money.

**PROGRAM YEAR** - A concept of accounting for funds, obligations, and expenditures under a no year appropriation by identification of transactions in fiscal year segments identified by the fiscal year in which individual items were planned for obligation, without regard to the fiscal year in which the transactions were actually accomplished.

**PROJECT ACCOUNT CLASSIFICATION** - A subdivision of an appropriation or fund for administrative use.

**UNLIQUIDATED OBLIGATION** - An obligation incurred for which payment has not been made.

**UNOBLIGATED BALANCE** - That portion of an authorization which has not been obligated.

**UNCLASSIFIED**

TABLE 110 — DEPARTMENT OF THE AIR FORCE FISCAL YEAR 1973 OBLIGATIONS

(\$ in Millions)

(Figures are in million of dollars and do not necessarily add due to rounding. Figures in parentheses denote minus amounts.)

APPROPRIATION	AVAILABLE FOR OBLIGATION						FY 1973 OBLIGATIONS	UNOBLIG BALANCE LAPSED	UNOBLIGATED BALANCE 30 Jun 1973
	UNOBLIGATED BALANCE 30 Jun 1972	APPROPRIATION	TRANSFERS		ANTICIPATED REIMBURSEMENTS	TOTAL			
			CURRENT YEAR AUTHORITY	PRIOR YR UNOBL BAL & OTHER					
Military Personnel.....	-	7,314.6	26.4	26.5	60.8	7,428.3	7,396.5	( 31.9)	-
Reserve Personnel.....	-	124.5	-	-	.7	125.2	119.4	( 5.8)	-
National Guard Personnel.....	-	167.9	-	-	.4	168.3	165.4	( 2.9)	-
Operation and Maintenance, AF....	33.4	6,299.7	83.7	266.1	520.4	7,203.3	7,149.8	(16.2)	37.5
Operation and Maintenance, AFR....	-	192.6	-	-	1.4	194.0	188.0	( 5.9)	-
Operation and Maintenance, ANG....	-	463.2	-	-	8.2	471.4	467.1	( 4.3)	-
Discontinued Proc Appropriation...	-	-	-	-	-	-	-	-	-
Aircraft Procurement.....	1,443.6	2,239.3	(52.5)	248.0	938.8	4,817.2	3,033.1	(14.5)	1,769.7
Missile Procurement.....	463.9	1,670.0	(18.6)	( 8.0)	5.9	2,113.3	1,530.4	(75.2)	507.7
Other Procurement.....	392.6	2,099.3	(64.7)	( 36.4)	90.8	2,481.6	2,093.8	(23.1)	364.7
Research, Development, Test and Evaluation.....	141.0	3,122.9	( 2.9)	-	285.0	3,546.0	3,404.5	( .7)	140.8
Military Construction, AF.....	220.7	265.5	-	-	.2	486.4	286.5	-	199.9
Military Construction, AFR.....	2.9	7.0	-	-	-	9.9	6.6	-	3.3
Military Construction, ANG.....	3.0	16.1	-	-	-	19.1	13.8	-	5.3
<b>TOTAL AIR FORCE</b>	<b>2,701.1</b>	<b>23,982.8</b>	<b>(28.6)</b>	<b>496.2</b>	<b>1,912.6</b>	<b>29,064.2</b>	<b>25,854.9</b>	<b>(180.5)</b>	<b>3,028.8</b>

Source: Budget Management Division, Directorate of Budget, Comptroller of the Air Force

UNCLASSIFIED

UNCLASSIFIED

TABLE III - DEPARTMENT OF THE AIR FORCE FISCAL YEAR 1973 OUTLAYS

(\$ In Millions)

(Figures are in million of dollars and do not necessarily add due to rounding. Figures in parentheses denote minus amounts.)

APPROPRIATION	AVAILABLE FOR EXPENDITURE					FY 1973 TOTAL	FY 1973 OUTLAYS	UNOBLIG BALANCE LAPSED	UNEXPENDED BALANCE 30 Jun 1973
	UNEXPENDED BALANCE 30 Jun 1972	APPROPRIATION	CURRENT YEAR AUTHORITY	TRANSFERS PRIOR YR UNOBL BAL & OTHER	ADJUSTMENTS IN EXPIRED ACCOUNTS				
Military Personnel.....	97.6	7,314.6	26.4	26.5	(52.0)	7,413.1	7,247.0	(31.9)	134.3
Reserve Personnel.....	12.6	124.5	-	-	(1.8)	135.3	108.1	(5.8)	21.4
National Guard Personnel.....	13.2	167.9	-	-	(.1)	181.0	161.7	(2.9)	16.5
Operation & Maintenance, AF....	488.0	6,299.8	83.7	266.1	24.0	7,161.6	6,369.8	(16.2)	775.5
Operation & Maintenance, AFR....	-	192.5	-	-	-	192.5	174.9	(5.9)	11.7
Operation & Maintenance, ANG....	51.7	463.2	-	-	(8.3)	506.6	454.1	(4.3)	48.3
Discontinued Proc Appropriation	.4	-	-	-	*	.4	.2	-	.2
Aircraft Procurement.....	3,239.4	2,239.3	(52.5)	248.0	-	5,674.2	2,395.7	(14.5)	3,264.0
Missile Procurement.....	1,743.8	1,670.0	(18.6)	(8.0)	-	3,387.2	1,454.2	(75.2)	1,857.8
Other Procurement	1,299.6	2,099.3	(64.7)	(36.4)	-	3,297.8	1,947.8	(23.1)	1,326.9
Research, Development, Test and Evaluation.....	1,310.3	3,122.9	(2.9)	-	(2.1)	4,428.2	3,361.9	(.7)	1,065.7
Military Construction, AF.....	471.6	265.6	-	-	-	737.2	263.2	-	474.0
Military Construction, AFR.....	10.5	7.0	-	-	-	17.5	9.0	-	8.5
Military Construction, ANG.....	13.4	16.1	-	-	-	29.6	12.5	-	17.0
<b>SUBTOTAL-DIRECT APPROPRIATIONS</b>	<b>8,752.2</b>	<b>23,982.8</b>	<b>(28.6)</b>	<b>496.2</b>	<b>(40.2)</b>	<b>33,162.4</b>	<b>23,960.4</b>	<b>(180.5)</b>	<b>9,021.8</b>
Air Force Management Fund.....	6.6	-	-	-	.4	7.0	3.0	-	4.0
Air Force Stock Fund.....	34.1	-	-	(146.5)	-	(112.4)	(196.9)	-	84.5
Air Force Industrial Fund.....	110.1	-	-	-	-	110.1	(121.6)	-	231.7
Defense Production Guarantees..	1.8	-	-	-	-	1.8	(*)	-	1.8
Trust Funds.....	22.0	-	-	-	-	22.0	2.3	-	19.8
Misc Receipts.....	-	(19.9)	-	-	-	(19.9)	(19.9)	-	-
<b>TOTAL AIR FORCE</b>	<b>8,926.8</b>	<b>23,962.9</b>	<b>(28.6)</b>	<b>349.7</b>	<b>(39.8)</b>	<b>33,171.0</b>	<b>23,626.9</b>	<b>(180.5)</b>	<b>9,363.6</b>

Source: Budget Management Division, Directorate of Budget, Comptroller of the Air Force

UNCLASSIFIED

UNCLASSIFIED

## UNCLASSIFIED

TABLE 112 - DEPARTMENT OF THE AIR FORCE OBLIGATIONS AGAINST  
ALL PROGRAMS DURING FY 1973

(Figures are in millions of dollars and do not necessarily add to totals due to rounding. Figures in parentheses denote minus amounts.)

PROGRAM NUMBER	APPROPRIATION AND PROGRAM TITLE	OBLIGATIONS				
		FIRST QUARTER	SECOND QUARTER	THIRD QUARTER	FOURTH QUARTER	TOTAL
	ALL DIRECT APPROPRIATION FY 1973-TOTAL....	7,997.9	5,728.0	6,189.0	5,940.0	25,854.9
	<b>MILITARY PERSONNEL - TOTAL.....</b>	<b>1,932.0</b>	<b>1,821.9</b>	<b>1,926.6</b>	<b>1,716.0</b>	<b>7,396.5</b>
510	Pay and Allowance of Officers.....	546.0	521.1	570.4	490.6	2,128.1
530	Pay and Allowance of Enlisted Personnel.....	1,140.5	1,088.6	1,147.7	1,029.8	4,406.6
550	Pay and Allowance of Cadets.....	4.8	4.1	4.4	2.0	15.9
560	Subsistence of Enlisted Personnel.....	82.3	83.3	96.9	88.0	350.5
570	Movement - Permanent Change of Station.....	153.4	119.9	102.7	101.0	477.0
590	Other Military Personnel Costs.....	5.0	5.0	4.4	4.6	19.0
993	Refunds on Transportation of Persons and Things.....	(*)	-	-	(.6)	(.6)
	<b>RESERVE PERSONNEL - TOTAL.....</b>	<b>33.5</b>	<b>27.2</b>	<b>25.8</b>	<b>32.9</b>	<b>119.4</b>
720	Reserve Personnel.....	30.3	23.1	22.3	29.0	104.7
780	Reserve Officer Candidates.....	3.3	4.0	3.5	3.9	14.7
993	Refunds on Transportation of Persons and Things.....	-	-	-	(*)	(*)
	<b>NATIONAL GUARD PERSONNEL - TOTAL.....</b>	<b>48.0</b>	<b>33.1</b>	<b>37.1</b>	<b>47.2</b>	<b>165.4</b>
520	National Guard Personnel.....	48.0	33.1	37.1	47.2	165.4
	Refunds on Transportation of Persons and Things.....	-	-	-	(*)	(*)
	<b>OPERATION AND MAINTENANCE, AIR FORCE - TOTAL....</b>	<b>2,043.7</b>	<b>1,711.8</b>	<b>1,584.1</b>	<b>1,810.2</b>	<b>7,149.8</b>
I	MFP-1 Strategic Forces.....	348.1	315.6	263.5	290.6	1,217.8
II	MFP-2 General Purpose Forces.....	301.4	231.2	247.8	280.5	1,060.9
III	MFP-3 Intelligence & Communications.....	178.9	110.3	108.2	121.1	518.5
IV	MFP-4 Airlift.....	57.0	57.9	50.6	57.6	223.1
V	MFP-5 Guard and Reserve Forces.....	-	-	-	-	-
VII	MFP-7 Central Supply & Maintenance.....	764.5	606.8	617.5	694.3	2,683.1
VIII	MFP-8 Training, Med & Other Gen Pers Ac.....	227.0	218.1	229.0	210.9	885.0
IX	MFP-9 Administration & Assoc Activities.....	51.5	50.3	53.8	56.9	212.5
X	MFP-10 Military Assistance Activities.....	115.2	121.7	13.7	98.3	348.9
	<b>OPERATION AND MAINTENANCE, AFR - TOTAL.....</b>	<b>46.3</b>	<b>43.6</b>	<b>47.8</b>	<b>50.3</b>	<b>188.0</b>
501	Mission Forces.....	-	-	37.9	32.5	120.9
502	Depot Maintenance.....	N/A	N/A	3.8	5.9	27.3
503	Other Support.....	-	-	6.1	12.0	39.8
	<b>OPERATION AND MAINTENANCE, ANG - TOTAL.....</b>	<b>138.5</b>	<b>106.0</b>	<b>105.0</b>	<b>117.6</b>	<b>467.1</b>
410	Operation of Aircraft.....	12.5	8.1	11.3	10.0	41.9
430	Logistical Support.....	41.3	14.4	7.3	16.8	79.8
440	Training Support.....	84.0	82.7	85.5	89.8	342.0
470	Medical Support.....	.1	.1	.2	.2	.6
480	Service Wide Support.....	.6	.7	.7	.8	2.8
993	Refunds on Transportation of Persons and Things.....	(*)	-	-	-	(*)
	<b>AIRCRAFT PROCUREMENT - TOTAL.....</b>	<b>644.5</b>	<b>554.4</b>	<b>903.2</b>	<b>931.0</b>	<b>3,033.1</b>
1800	Aircraft Weapons System.....	191.2	139.1	297.3	347.5	975.1
1100	Modification.....	206.8	137.9	82.1	76.5	503.3
1200	In-Service Direct Ground Supt Equip-Common....	11.7	7.9	9.7	22.8	52.1
1300	Component Improvement.....	(.2)	2.9	9.5	12.0	24.2
1400	Aircraft Industrial Facilities.....	2.1	3.5	2.1	16.4	24.1
1500	Aircraft Replenishment Spares & Repair Parts.....	97.4	116.8	114.1	82.9	411.2
1600	Aircraft Initial Spares and Repair Parts.....	14.2	19.3	18.8	43.6	95.9
1700	War Consumables.....	.6	7.3	7.3	(1.5)	13.7
1800	Procurement for Other than Air Force.....	97.3	94.6	331.6	298.2	821.7
1900	Other Charges.....	23.4	25.1	30.7	32.6	111.8

UNCLASSIFIED



## UNCLASSIFIED

TABLE 112 - DEPARTMENT OF THE AIR FORCE OBLIGATIONS AGAINST  
ALL PROGRAMS DURING FY 1973 (CONTINUED)

(Figures are in millions of dollars and do not necessarily add to totals due to rounding. Figures in parentheses denote minus amounts.)

PROGRAM NUMBER	APPROPRIATION AND PROGRAM TITLE	OBLIGATIONS				
		FIRST QUARTER	SECOND QUARTER	THIRD QUARTER	FOURTH QUARTER	TOTAL
	<b>MISSILE PROCUREMENT - TOTAL</b> .....	560.1	400.6	338.8	230.9	1,530.4
2000	Missile Weapon System.....	435.1	241.4	157.7	61.0	895.2
2100	Modification.....	10.0	15.3	4.7	6.3	36.3
2200	Replacement Equipment and VATE.....	1.0	.9	.6	.6	3.1
2300	Space Program.....	39.5	45.1	44.9	33.8	163.3
2400	Missile Industrial Facilities.....	.2	.7	1.0	.8	2.7
2500	Missile Replenishment Spares and Repair Parts...	3.7	2.4	1.7	3.6	11.4
2600	Missile Initial Spares and Repair Parts.....	7.2	.6	(1.1)	6.3	13.0
2700	Special Projects.....	2.0	2.4	9.4	2.0	15.8
2800	Procurement Other Than Air Force.....	-	.2	(.3)	(.2)	(.3)
2900	Other Charges.....	61.4	91.6	120.2	116.7	389.9
	<b>OTHER PROCUREMENT - TOTAL</b> .....	1,018.0	435.8	350.1	289.9	2,093.8
8000	Spares - Repair Electronics & Tele Equipment....	6.5	8.9	8.5	5.6	29.5
8100	Munitions and Associated.....	256.0	212.7	167.4	93.4	729.5
8200	Vehicular Equipment.....	10.3	27.5	14.7	4.6	57.1
8300	Crypto & Other Security Service.....	3.1	1.3	3.0	16.9	24.3
8400	Electronic and Telecommunications Equipment....	31.5	41.0	45.1	40.8	158.4
8500	Other Base Maintenance and Support Equipment....	688.1	133.9	99.2	113.3	1,034.5
8600	Other Industrial Facilities.....	-	.5	.3	1.2	2.0
8700	Procurement Other Than Air Force.....	4.1	6.7	2.5	9.3	22.6
8800	Equipment Modification.....	18.5	3.3	9.7	4.9	36.4
9930	Refunds on Transportation of Persons and Things.	(.1)	-	(.3)	(.1)	(.5)
	<b>RESEARCH, DEVELOPMENT, TEST AND EVALUATION - TOTAL</b>	1,479.4	559.7	804.4	561.0	3,404.5
610	Aircraft and Related Equipment.....	829.1	103.3	215.0	145.0	1,292.5
620	Missiles and Related Equipment.....	150.8	104.4	80.2	69.1	404.5
630	Military Astronautics and Related Equipment....	122.9	137.2	141.0	106.9	507.9
660	Ord Combat Vehicle & Related Equipment.....	44.1	18.7	18.8	31.4	113.1
670	Other Equipment.....	130.9	92.2	231.5	66.2	520.9
680	Military Sciences.....	40.9	31.4	34.9	39.4	146.7
690	Program Wide Management and Support.....	160.7	72.1	83.0	103.0	418.9
993	Refunds on Transportation of Persons and Things.	(*)	-	-	-	(*)
	<b>MILITARY CONSTRUCTION, AIR FORCE - TOTAL</b> .....	52.8	32.3	58.7	142.7	286.5
310	Project Planning and Design.....	3.4	7.9	4.4	7.5	23.2
320	Major Construction, Inside the US.....	38.3	21.7	42.6	116.3	218.9
330	Major Construction, Outside the US.....	6.4	6.4	5.1	8.2	26.1
340	Minor Construction.....	4.2	3.2	3.2	6.4	17.0
350	Support Activities.....	.2	.1	.1	-	.4
	Appropriation Transfer Account.....	.1	-	.3	2.7	3.1
	1967 and Prior.....	.2	(7.0)	3.0	1.6	(2.2)
	<b>MILITARY CONSTRUCTION, AIR FORCE RESERVE - TOTAL</b> ..	.6	.6	3.3	2.1	6.6
310	Project Planning and Design.....	.1	.2	.1	.3	.7
320	Major Construction.....	.5	.3	3.1	1.8	5.7
340	Minor Construction.....	-	.1	.1	-	.2
	<b>MILITARY CONSTRUCTION, AIR NATIONAL GUARD - TOTAL</b>	.5	1.0	4.1	8.2	13.8
	Project Planning and Design.....	.1	.5	.2	.5	1.3
	Major Construction.....	.4	.3	3.5	6.8	11.0
	Minor Construction.....	-	.2	.4	.9	1.5

Source: Budget Management Division, Directorate of Budget, Comptroller of the Air Force

UNCLASSIFIED

## UNCLASSIFIED

TABLE 113 - DEPARTMENT OF THE AIR FORCE OUTLAYS AGAINST  
ALL PROGRAMS DURING FY 1973

(Figures are in millions of dollars and do not necessarily add to totals due to rounding. Figures in parentheses denote minus amounts.)

PROGRAM NUMBER	APPROPRIATION AND PROGRAM TITLE	OUTLAYS				
		First Quarter	Second Quarter	Third Quarter	Fourth Quarter	Total
	<u>ALL DIRECT APPROPRIATIONS FY 1973-TOTAL....</u>	<u>6,025.3</u>	<u>5,750.4</u>	<u>6,096.3</u>	<u>6,088.1</u>	<u>23,960.1</u>
	<u>MILITARY PERSONNEL - TOTAL.....</u>	<u>1,821.4</u>	<u>1,767.0</u>	<u>1,844.6</u>	<u>1,814.0</u>	<u>7,247.0</u>
510	Pay and Allowance of Officers.....	524.9	501.9	549.3	541.2	2,117.3
530	Pay and Allowance of Enlisted Personnel.....	1,106.9	1,056.2	1,106.2	1,092.2	4,361.5
550	Pay and Allowance of Cadets.....	4.7	3.9	4.0	2.9	15.5
560	Subsistence of Enlisted Personnel.....	80.5	92.8	89.7	90.9	353.9
570	Movement - Permanent Change of Station.....	126.4	130.6	101.8	97.8	456.6
590	Other Military Personnel Costs.....	4.4	4.2	4.8	5.2	18.6
993	Appropriation Refunds on Transportation of Persons and Things.....	(.1)	(.1)	(.1)	(.1)	(.4)
999	Miscellaneous Personnel Costs.....	1.6	(1.6)	(.4)	.2	(.2)
	"M" Account.....	(*)	.1	(*)	(.1)	(*)
	Adjustment to Treasury Basis.....	(11.6)	(6.6)	.1	(2.7)	(20.8)
	Less: Reimbursement/Collections.....	16.2	14.4	10.7	13.6	54.9
	<u>RESERVE PERSONNEL - TOTAL.....</u>	<u>32.1</u>	<u>26.5</u>	<u>24.5</u>	<u>25.0</u>	<u>108.1</u>
720	Reserve Personnel.....	29.9	21.1	20.0	22.8	93.8
780	Reserve Officer Candidates.....	2.0	5.3	4.5	2.8	14.6
993	Appropriation Refunds.....	(*)	-	-	-	-
	"M" Account.....	*	*	*	*	*
	Adjustment to Treasury Basis.....	.2	.1	-	(.3)	-
	Less: Reimbursement/Collections.....	-	-	-	.3	.3
	<u>NATIONAL GUARD PERSONNEL - TOTAL.....</u>	<u>47.2</u>	<u>35.8</u>	<u>37.0</u>	<u>41.7</u>	<u>161.7</u>
520	National Guard Personnel.....	47.4	35.8	37.0	41.9	162.1
	"M" Account.....	-	-	-	.1	.1
	Adjustment to Treasury Basis.....	(.2)	.2	.1	(.2)	(.1)
	Less: Reimbursement/Collections.....	-	.2	.1	.1	.4
	<u>OPERATION AND MAINTENANCE, AIR FORCE - TOTAL.....</u>	<u>1,496.1</u>	<u>1,584.7</u>	<u>1,646.8</u>	<u>1,642.2</u>	<u>6,369.8</u>
I	MFP-1 Strategic Forces.....	331.2	293.3	287.2	290.7	1,202.3
II	MFP-2 General Purpose Forces.....	233.0	270.0	274.4	274.8	1,052.2
III	MFP-3 Intelligence & Communications.....	119.3	122.6	131.6	130.6	504.1
IV	MFP-4 Airlift.....	51.3	49.9	53.7	57.8	212.7
V	MFP-5 Guard and Reserve Forces.....	8.4	.6	.2	-	9.2
VII	MFP-7 Central Supply & Maintenance.....	624.9	636.1	667.9	629.4	2,558.3
VIII	MFP-8 Training, Med & Other Gen Pers Ac.....	156.6	204.6	192.1	255.4	808.7
IX	MFP-9 Administration & Assoc Activities.....	48.9	48.3	90.4	20.3	207.9
X	MFP-10 Military Assistance Activities.....	41.4	63.4	94.7	108.8	308.3
	"M" Account.....	11.0	8.1	12.9	13.3	45.3
	Advances to GSA.....	(11.0)	-	-	-	(11.0)
	Adjustment to Treasury Basis.....	8.0	16.9	(23.4)	8.5	10.0
	Less: Reimbursement/Collections.....	126.9	129.1	134.9	147.2	538.1
	<u>OPERATION AND MAINTENANCE, AFR - TOTAL.....</u>	<u>37.0</u>	<u>39.0</u>	<u>43.1</u>	<u>55.8</u>	<u>174.9</u>
	Mission Forces, Depot Maintenance & Other.....	37.2	39.3	43.5	56.0	176.0
	Less: Reimbursement/Collections.....	.2	.3	.4	.2	1.1
	<u>OPERATION AND MAINTENANCE, ANG - TOTAL.....</u>	<u>105.8</u>	<u>111.0</u>	<u>113.4</u>	<u>123.9</u>	<u>454.1</u>
410	Operation of Aircraft.....	10.5	8.8	8.5	10.7	38.5
430	Logistical Support.....	18.1	14.7	22.1	23.7	78.6
440	Training Support.....	77.6	87.0	84.3	92.2	341.1
470	Medical Support.....	.2	.1	.1	.2	.6
480	Service Wide Support.....	.6	.6	.7	.9	2.8
	"M" Account.....	*	*	(*)	(*)	(*)
	Adjustment to Treasury Basis.....	.5	1.7	(.1)	(1.6)	.5
	Less: Reimbursement/Collections.....	1.7	1.9	2.2	2.2	8.0
	<u>AIRCRAFT PROCUREMENT - TOTAL.....</u>	<u>442.3</u>	<u>597.7</u>	<u>691.5</u>	<u>664.2</u>	<u>2,395.7</u>
1000	Aircraft Weapons System.....	328.6	309.5	317.2	215.5	1,170.8
1100	Modification.....	72.1	127.6	125.1	181.0	505.8
1200	In-Service Direct Ground Supt Equip - Common.....	15.7	15.5	17.3	17.0	65.5
1300	Component Improvement.....	13.6	9.2	8.7	6.1	37.6
1400	Aircraft Industrial Facilities.....	7.9	7.3	4.5	8.2	27.9
1500	Aircraft Replenishment Spares & Repair Parts.....	70.9	96.2	103.7	101.6	372.4
1600	Aircraft Initial Spares and Repair Parts.....	(3.4)	(12.0)	47.8	57.9	90.3
1700	War Consumables.....	1.6	.1	-	.9	2.6
1800	Procurement for Other than Air Force.....	86.5	94.7	136.9	178.6	496.7
1900	Other Charges.....	34.2	32.7	30.5	33.3	130.7
3010	Aft Weapons System, First Destination Trans.....	.1	(.2)	.1	(.1)	(.1)
9930	Refunds on Trans of Persons and Things.....	(*)	(*)	-	(.1)	(.1)
	1967 and Prior.....	6.8	1.5	4.6	3.3	16.2
	Adjustment to Treasury Basis.....	2.4	(4.2)	5.0	(2.9)	.3
	Less: Reimbursement/Collections.....	194.7	80.2	109.9	136.1	520.9
	<u>DISCONTINUED PROCUREMENT APPROPRIATIONS - TOTAL</u>	<u>.1</u>	<u>.1</u>	<u>-0-</u>	<u>-0-</u>	<u>.2</u>

\* Less than \$50,000.00

UNCLASSIFIED

## UNCLASSIFIED

TABLE 113 - DEPARTMENT OF THE AIR FORCE OUTLAYS AGAINST  
ALL PROGRAMS DURING FY 1973 (CONTINUED)

(Figures are in millions of dollars and do not necessarily add to totals due to rounding. Figures in parentheses denote minus amounts.)

PROGRAM NUMBER	APPROPRIATION AND PROGRAM TITLE	OUTLAYS				
		FIRST QUARTER	SECOND QUARTER	THIRD QUARTER	FOURTH QUARTER	TOTAL
	<b>MISSILE PROCUREMENT - TOTAL</b> .....	<b>346.2</b>	<b>351.2</b>	<b>396.8</b>	<b>360.0</b>	<b>1,454.2</b>
2000	Missile Weapon System.....	203.6	225.8	240.1	204.6	874.1
2100	Modification.....	14.6	11.0	15.0	13.2	53.8
2200	Replacement Equipment and VATE.....	.9	.9	1.5	.4	3.7
2300	Space Program.....	31.5	22.0	38.2	28.9	120.6
2400	Missile Industrial Facilities.....	1.0	1.2	1.0	1.4	4.6
2500	Missile Replenishment Spares and Repair Parts.....	2.8	1.0	4.1	2.4	10.3
2600	Missile Initial Spares and Repair Parts.....	5.5	1.1	4.3	9.9	20.8
2700	Special Projects.....	4.7	3.6	2.9	2.2	13.4
2800	Procurement Other Than Air Force.....	.5	3.0	1.2	.1	4.8
2900	Other Charges.....	85.8	86.4	90.6	99.9	362.7
3020	Missile Weapon System, First Destination Transportation 1967 and Prior.....	.1	(.1)	-	.1	.1
	Adjustment to Treasury Basis.....	.8	1.4	(.7)	(.4)	1.1
	Less: Reimbursement/Collections.....	.1	(.4)	(.6)	.2	(.7)
		5.7	5.7	.8	3.0	15.2
	<b>OTHER PROCUREMENT - TOTAL</b> .....	<b>892.2</b>	<b>311.0</b>	<b>360.5</b>	<b>384.1</b>	<b>1,947.8</b>
8000	Spares - Repair Electronics & Tele Equipment.....	5.5	9.0	7.3	7.8	29.6
8100	Munitions and Associated.....	146.4	105.9	190.9	235.5	678.7
8200	Vehicular Equipment.....	20.5	19.2	17.8	17.4	74.9
8300	Crypto & Other Security Service.....	5.4	1.5	4.6	2.4	13.9
8400	Electronic and Telecommunications Equipment.....	43.3	59.0	42.4	36.4	181.1
8500	Other Base Maintenance and Support Equipment.....	671.9	124.2	94.6	96.1	986.8
8600	Other Industrial Facilities.....	.4	.6	.6	.4	2.0
8700	Procurement Other than Air Force.....	8.1	9.8	14.2	5.3	37.4
8800	Equipment Modification.....	10.8	10.6	11.8	12.0	45.2
9930	Refunds on Transportation of Persons and Things.....	(.1)	(.1)	(.2)	(.2)	(.6)
3080	Other Procurement, First Destination Transportation 1967 and Prior.....	3.1	(1.2)	2.9	(3.7)	1.1
	Adjustment to Treasury Basis.....	1.8	3.5	2.8	.9	9.0
	Less: Reimbursement/Collections.....	(3.9)	5.8	(.2)	(3.4)	(1.7)
		21.0	36.8	29.0	22.6	109.4
	<b>RESEARCH, DEVELOPMENT, TEST AND EVALUATION-TOTAL</b> .....	<b>749.0</b>	<b>842.8</b>	<b>867.1</b>	<b>903.0</b>	<b>3,361.9</b>
601	First Destination Transportation.....	.3	(.3)	-	-	-
610	Aircraft and Related Equipment.....	342.5	333.6	360.8	356.9	1,393.8
620	Missiles and Related Equipment.....	101.1	102.6	108.1	133.9	445.7
630	Military Astronautics and Related Equipment.....	103.9	138.9	116.6	181.1	540.5
660	Ord Combat Vehicle & Related Equipment.....	32.1	29.2	31.6	35.8	128.7
670	Other Equipment.....	103.1	133.6	146.3	128.5	511.5
680	Military Sciences.....	35.6	39.5	42.7	44.7	162.5
690	Program Wide Management and Support.....	100.4	105.4	99.3	106.8	411.9
	Adjustment to Treasury Basis.....	3.3	2.3	.8	.8	7.2
	Less: Reimbursement/Collections.....	.9	*	(.5)	.2	.6
		74.2	42.0	38.6	85.8	240.6
	<b>MILITARY CONSTRUCTION, AIR FORCE - TOTAL</b> .....	<b>50.7</b>	<b>77.2</b>	<b>66.4</b>	<b>68.9</b>	<b>263.2</b>
310	Project Planning and Design.....	3.3	5.0	6.0	5.9	20.2
320	Major Construction, Inside the US.....	38.7	59.8	44.7	45.5	188.7
330	Major Construction, Outside the US.....	13.5	7.0	11.1	4.1	35.7
340	Minor Construction.....	4.2	5.2	3.5	3.8	16.7
350	Support Activities.....	.1	.1	.1	.1	.4
	Appropriation Transfer Account.....	1.2	(1.0)	.1	.1	.4
	1967 and Prior.....	1.5	(7.5)	3.9	1.9	(.2)
	Adjustment to Treasury Basis.....	(11.8)	8.9	(3.0)	7.6	1.7
	Less: Reimbursement/Collections.....	-	.3	-	-	.3
		2.2	2.6	1.9	2.3	9.0
340	Project Planning and Design.....	.1	.1	.2	.2	.6
320	Major Construction.....	1.7	2.4	1.6	1.9	7.6
340	Minor Construction.....	.1	-	.1	.2	.4
	Adjustment to Treasury Basis.....	.3	.1	-	-	.4
		3.0	3.8	2.7	3.0	12.5
	<b>MILITARY CONSTRUCTION, AIR NATIONAL GUARD-TOTAL</b> .....	<b>3.0</b>	<b>3.8</b>	<b>2.7</b>	<b>3.0</b>	<b>12.5</b>
	Project Planning and Design.....	.1	.1	.4	.5	1.1
	Major Construction.....	3.0	3.2	2.4	1.7	10.3
	Minor Construction.....	.1	.4	*	.3	.8
	Adjustment to Treasury Basis.....	(.2)	.1	(.1)	.5	.3

\* Less than \$50,000.00

Source: Budget Management Division, Directorate of Budget, Comptroller of the Air Force

UNCLASSIFIED

**UNCLASSIFIED**

**UNCLASSIFIED**



*Transportation*



*PART XI*



# UNCLASSIFIED

## PART XI

### TRANSPORTATION

#### INTRODUCTION

The data included in this section represent the actual movement of people and things world-wide.

Military Airlift Command (MAC) data shown herein represent movement by the Airlift Service Industrial Fund of traffic for all services and to a minor extent for other agencies. The Airlift Service Industrial Fund began operation at the beginning of Fiscal Year 1958.

Tables reflecting movements out of AF Continental US (CONUS) installations via commercial transportation refer to traffic where movement is accomplished by a bill of lading or a transportation request. Data as shown herein include movements by Air Force for other services and do not include movements for the Air Force by other services. Data are for the period in which traffic moved rather than for the period of payment for transportation service.

#### DEFINITIONS

LONG TON - 2,240 pounds.

SHORT TON - 2,000 pounds (Included in MAC movement statistics).

MEASUREMENT TON (M/T) - Unit of volume displacing 40 cubic feet of space.

SPACE AVAILABLE TRAVEL - Space which is surplus after all space required traffic has been accommodated and which would otherwise be unused.

SPACE REQUIRED TRAVEL - Transportation space against which a requirement was accepted and an assignment made.

# UNCLASSIFIED

## UNCLASSIFIED

TABLE 114 - MILITARY AIRLIFT COMMAND (MAC) SELECTED TRANSPORT OPERATIONS OF THE SINGLE MANAGER OPERATING AGENCY BY USER - FY 1973 <sup>a/</sup>

(Table below shows movements by industrial fund aircraft and movements out of MAC aerial ports by non-industrial fund aircraft)

TYPE OF OPERATION	AIRLIFT SERVICE PROVIDED FOR				
	TOTAL	US ARMY	US NAVY	AIR FORCE	OTHER
<u>CHANNEL TRAFFIC SPACE ASSIGNED (In Thousand) b/</u>					
Cargo (Tons)	463.3	134.5	102.2	226.6	-
Passengers/Patients (Number)	1,541.5	559.6	392.5	589.4	-
<u>CHANNEL TRAFFIC TONS AIRLIFTED (In Thousand) - Total</u>	<u>607.9</u>	<u>171.2</u>	<u>131.2</u>	<u>305.5</u>	<u>-</u>
Cargo <sup>c/</sup>	451.1	114.9	93.3	242.9	-
Passengers/Patients	156.8	56.3	37.9	62.6	-
<u>CHANNEL PASSENGERS/PATIENTS AIRLIFTED (In Thousand) - Total</u>	<u>1,411.2</u>	<u>506.6</u>	<u>340.8</u>	<u>563.8</u>	<u>-</u>
Military <sup>d/</sup>	-	-	-	-	-
Civilian <sup>d/</sup>	-	-	-	-	-
<u>SPECIAL ASSIGNMENT AIRLIFT TON MILES OF CAPABILITY (Million) - Total</u>	<u>840.0</u>	<u>193.2</u>	<u>152.8</u>	<u>473.4</u>	<u>20.6</u>
<u>SPECIAL AIR MISSION (89 MAW) PASSENGERS AIRLIFTED (In Thousand) - Total</u>	<u>17.5</u>	<u>-</u>	<u>-</u>	<u>15.4</u>	<u>2.1</u>
<u>SPACE AVAILABLE PASSENGERS AIRLIFTED (In Thousand) - Total</u>	<u>309.8</u>	<u>79.7</u>	<u>90.0</u>	<u>140.1</u>	<u>-</u>

<sup>a/</sup> Movement by Industrial Fund and Non-Industrial Fund Aircraft.

<sup>b/</sup> Space Assigned as of the end of the month.

<sup>c/</sup> Includes mail carried on aircraft under operational control of MAC.

<sup>d/</sup> Data for Military and Civilian breakout not available.

Source: Industrial Fund Revenue Reporting System, DCS/Comptroller, Headquarters MAC.

UNCLASSIFIED



## UNCLASSIFIED

TABLE 115 -- MILITARY AIRLIFT COMMAND (MAC) SELECTED TRANSPORT OPERATIONS OF THE SINGLE MANAGER OPERATING AGENCY BY ACTIVITY -- FY 1973

TYPE OPERATION	AIRLIFT SERVICES PERFORMED BY					
	TOTAL	TRANS- PORT FORCE	SPECIAL AIR MISSIONS (89 MAW)	AEROMED EVACU- ATION	OTHER MILI- TARY UNITS	COM- MER- CIAL
<u>CHANNEL TRAFFIC SPACE ASSIGNED</u> (Thousand)						
Cargo (Tons)	463.3	a/	-	-	a/	a/
Passengers/Patients (Numbers)	1,541.5	a/	-	-	a/	a/
<u>CHANNEL TRAFFIC TONS AIRLIFT (Thousand)</u>						
- Total	607.9	376.0	-	-	11.5	220.4
Cargo b/	451.1	357.0	-	-	9.4	84.7
Passengers/Patients	156.8	19.0	-	-	2.1	135.7
<u>CHANNEL PASSENGERS/PATIENTS AIRLIFTED</u> (Thousand) - Total	1,411.2	171.2	-	-	19.1	1,220.9
Military c/	-	-	-	-	-	-
Civilian (DoD Employees and all Dependents) c/	-	-	-	-	-	-
<u>CHANNEL TRAFFIC TON MILES OF CAPABILITY</u> (Million) - Total	4,663.6	3,313.3	-	-	41.1	1,309.2
Percent Capability Utilized	57.3	50.9	-	-	100.0	72.9
<u>CHANNEL TRAFFIC TON MILES FLOWN</u> (Million)	2,670.0	1,686.5	-	-	29.7	953.8
Cargo	2,040.6	1,607.9	-	-	23.3	409.4
Outbound	1,236.9	918.3	-	-	14.1	304.5
Inbound	803.7	689.6	-	-	9.2	104.9
Passengers/Patients	629.4	78.6	-	-	6.4	544.4
Outbound	287.4	18.4	-	-	2.6	266.4
Inbound	342.0	60.2	-	-	3.8	278.0
SPECIAL ASSIGNMENT AIRLIFT OF CAPABILITY (Million)	840.0	768.1	3.9	-	-	68.0
<u>SPECIAL AIR MISSION (89 MAW) PASSENGERS AIRLIFTED (Thousand) - Total</u>	17.5	-	17.5	-	-	-
<u>DOMESTIC AEROMEDICAL PATIENTS AIRLIFTED (Thousand) - Total</u>	30.8	-	-	30.8	-	-
<u>SPACE AVAILABLE PASSENGERS AIRLIFTED (Thousand) - Total</u>	309.8	168.9	-	-	21.2	119.7

a/ Breakout between transport force and commercial not available.

b/ Includes mail carried on aircraft under operational control of Military Airlift Command.

c/ Data for military and civilian breakout not available.

Source: Industrial Fund Revenue Reporting System, DCS/Comptroller, Headquarters MAC.

UNCLASSIFIED

## UNCLASSIFIED

TABLE 116 - MILITARY AIRLIFT COMMAND (MAC) AIRLIFT SERVICE,  
INDUSTRIAL FUND AIRCRAFT, AND FLYING HOUR DATA  
FY 1973

FORCE/UNIT AND TYPE AIRCRAFT	ASSIGNED AIRCRAFT AS OF 30 June 1973	HOURS FLOWN DURING FY 1973			
		Total	Transport	Training	Test, Ferry & Other
<u>TOTAL</u>	<u>368</u>	<u>479969</u>	<u>415533</u>	<u>61056</u>	<u>3380</u>
<u>Airlift Force - Total</u>	<u>330</u>	<u>440277</u>	<u>382335</u>	<u>54764</u>	<u>3178</u>
C-5	71	45626	42122	3005	499
C-141	259	394651	340213	51759	2679
<u>Aeromedical Evacuation (375 AAW) - Total</u>	<u>11</u>	<u>20028</u>	<u>17979</u>	<u>1975</u>	<u>74</u>
C-9	11	20028	17979	1975	74
<u>Special Air Missions (89 MAW) - Total</u>	<u>27</u>	<u>19256</u>	<u>15219</u>	<u>3909</u>	<u>128</u>
VC-6	1	555	276	265	14
C/VC-118	2	1331	1010	306	15
VC-131	3	1750	1377	364	9
VC-135	5	5491	4587	885	19
VC-137	5	2877	1873	984	20
VC-140	11	7252	6096	1105	51

SOURCE: HQ, MAC, Directorate of Current Operations (DOO).  
Aerospace Vehicle and Utilization Report, RCS: HAF-LGY(D) 7140.

UNCLASSIFIED

**UNCLASSIFIED**

**TABLE 117 -- MILITARY AIRLIFT COMMAND (MAC) COST OF COMMERCIAL  
AIRLIFT PROCURED FOR SINGLE MANAGER OPERATING  
AGENCY, BY CONTRACTOR -- FY 1973**


CONTRACTOR AND OTHERS	CONTRACTOR EXPENSE (In Thousands of Dollars)		
	TOTAL	PASSENGER	CARGO
Aero Services	\$ 78	\$	\$ 78
Air America	1,058	534	524
Airlift International	14,310	6,132	8,178
Alaska Airlines	517	517	-
American Airlines	13,965	8,498	5,467
Apollo Airways	26	-	26
Braniff Airways	6,520	5,869	651
Capitol Int'l Airways	9,663	7,071	2,592
Continental Air Lines	10,180	6,104	4,076
Eastern Air Lines	2,954	2,913	41
Flying Tiger Line	23,035	9,408	13,627
Great Western Airlines	200	-	200
Mackey International	492	281	211
Northwest Airlines	16,811	14,174	2,637
Overseas National Airways	9,231	7,099	2,132
Pan American World Airways	33,009	25,300	7,709
Priority Air Dispatch	16	-	16
Reeve Aleutian Airways	1,150	1,150	-
Ross Aviation	133	-	133
Saturn Airways	6,762	4,658	2,104
Seaboard World Airlines	19,514	5,275	14,239
Sedalia, Marshall, Boonville	33	-	33
Southern Air Transport	1,091	37	1,054
Trans International Airlines	16,452	14,350	2,102
Trans World Airlines	17,802	15,205	2,597
United Air Lines	8,465	8,071	394
Western Air Lines	167	167	-
World Airways	22,198	13,576	8,622
<u>TOTAL</u>	\$235,832	\$156,389*	\$79,443
Post Office Department - Total	76,013	-	-
<u>GRAND TOTAL</u>	\$311,845	-	-

\* Tax not included (\$1,925).

**UNCLASSIFIED**


Source: Director of Industrial Fund, DCS/Comptroller, Headquarters MAC

**UNCLASSIFIED**

  
**TABLE 118 - STATEMENT OF REVENUE AND COSTS - MILITARY AIRLIFT COMMAND**  
**(MAC) USAF INDUSTRIAL FUND - FY 1973**  
(In Millions of Dollars)

<u>NET OPERATING RESULT (REVENUE LESS COSTS - FUNDED) - TOTAL - 42.3</u>			
<u>REVENUE (REIMBURSABLE) - TOTAL</u>	<u>753.2</u>	<u>COST INCURRED (FUNDED) - TOTAL</u>	<u>710.9</u>
<u>Transportation Operations - Total</u>	<u>668.4</u>	Commercial Augmentation	313.8
<u>Channel Traffic - Total</u>	<u>560.1</u>		
Passengers	174.3	Aviation Petroleum, Oil and Lubricants	115.9
Cargo	302.0		
Mail (Military Airlift - Total)	5.7	Maintenance	140.1
Mail (Common Carrier)	76.0		
Courier & Lettuce Test	2.1	Other	141.1
<u>Special Assignment Airlift - Total</u>	<u>108.2</u>		
<u>Other - (Cuba) - Total</u>	<u>.1</u>	<u>STATISTICAL COSTS - TOTAL</u>	<u>536.8</u>
<u>USAF Mission Responsibility - Total</u>	<u>83.6</u>	(Not included in Costs - Funded above)	
Special Air Mission - 89 Military Airlift Wing	11.8	<u>Military Pay &amp; Allowances - Total</u>	<u>271.9</u>
Aeromedical Evacuation	9.2		
International Aeromedical	9.6	<u>Depreciation - Total</u>	<u>264.9</u>
Airborne Training	34.1	Aircraft	254.2
Other	18.9	Other Equipment	10.7
<u>Other - Total</u>	<u>1.2</u>		

Source: Industrial Fund Revenue Reporting System, DCS/Comptroller, Headquarters MAC.

  
(This page is redacted.)