

**UNITED STATES AIR FORCE**

**USAF SUMMARY**

**AMENDED FY 1990/1991**

**BIENNIAL BUDGET**

**FIFTEENTH EDITION**

**RCS: SAF-FMC(A) 7203**

**Publication Date: 15 Dec 1989**

**Prepared by:**


**Deputy Assistant Secretary**

**(Cost and Economics)**

**Assistant Secretary of the Air Force**

**(Financial Management and Comptroller)**

**Washington DC 20330-1000**



## FOREWORD

This is the fifteenth edition of the UNITED STATES AIR FORCE SUMMARY, produced as a service of the Assistant Secretary of the Air Force (Financial Management and Comptroller). It is usually published during the early Spring of each year, following submission of the President's Budget to the Congress. This year the decision was made to forego publication during the usual March/April window, which would have limited coverage to the "Reagan Budget," in lieu of this delayed version which reflects the more current DoD amended FY 90/91 biennial budget submission.

The tables have been updated to include FY 90 and FY 91 budget estimates, as well as the final FY 89 personnel and operations figures. Following our usual pattern, this current version has over 80 tables of budget, program and operations data, along with some 25 related charts. Part E covers key personnel within the Air Force and Congressional members serving on committees concerned with Defense issues.

Finally, a QUESTIONNAIRE is provided on the next page. We ask your cooperation in completing it. We intend, through an analysis of your responses, to elicit information which will assist us as we strive to increase the usefulness of this SUMMARY.

# QUESTIONNAIRE

**FROM:**

**TO:** SAF/FMCE, Pentagon, Room 4D167, Washington DC 20330-1000.

Please complete and return by 15 March 1990.

NOTE: Provide comments on a separate sheet, identifying the line item referenced.

	YES	NO
<b>PART A (FINANCE)</b>		
1. Tables A-1 through A-8 (Federal-level issues).		
a. Are all useful in the performance of your work, if not explain.		
b. Would you like some additional areas covered, if so, explain.		
c. General comments?		
2. Tables A-9 through A-11 (DoD-level issues).		
a. Are all useful in the performance of your work, if not explain.		
b. Would you like some additional areas covered, if so, explain.		
c. General comments?		
3. Tables A-12 through A-30 (AF-level issues).		
a. Are all useful in the performance of your work, if not explain.		
b. Would you like some additional areas covered, if so, explain.		
c. General comments?		
<b>PART B (SARS)</b>		
1. Tables B-1 through B-3.		
a. Are all useful in the performance of your work, if not explain.		
b. Would you like some additional areas covered, if so, explain.		
c. General comments?		
<b>PART C (PERSONNEL)</b>		
1. Tables C-1 through C-27.		
a. Are all useful in the performance of your work, if not explain.		
b. Would you like some additional areas covered, if so, explain.		
c. General comments?		
<b>PART D (FORCES, OPERATIONS AND INSTALLATIONS)</b>		
1. Tables D-1 through D-21.		
a. Are all useful in the performance of your work, if not explain.		
b. Would you like some additional areas covered, if so, explain.		
c. General comments?		
<b>PART E (KEY PERSONNEL)</b>		
1. Tables E-1 and E-2.		
a. Are all useful in the performance of your work, if not explain.		
b. Would you like some additional areas covered, if so, explain.		
c. General comments?		

## TABLE OF CONTENTS

	PAGE
FOREWORD	i
QUESTIONNAIRE (RESPONSE REQUESTED)	II
TABLE OF CONTENTS	iii

### PART A: FINANCE

A-1	US Government Budget (90 \$)	A-2
A-2	US Government Budget (Then-Year \$)	A-3
A-3	US Budget Receipts by Source	A-6
A-4	US Budget Outlays By Function	A-9
A-5	GNP Deflator, CPI & PPI	A-11
A-6	Budget & Finance: Federal, DoD & Air Force	A-12
A-7	Defense Outlays & Payments for Individuals (% of GNP)	A-14
A-8	Defense Outlays & Payments for Individuals (% of Fed Outlays)	A-16
A-9	DoD Budget Trends	A-18
A-10	DoD TOA: RDT&E, Investment & Operations	A-19
A-11	DoD Outlays: RDT&E, Investment & Operations	A-20
A-12	AF Budget Trends	A-22
A-13	AF TOA by MFP	A-24
A-14	AF TOA by Appropriation (Then-Year \$)	A-26
A-15	AF TOA by Appropriation (Constant 90 \$)	A-27
A-16	AF Annual Personnel Outlays	A-28
A-17	Aircraft Replenishment Spares	A-30
A-18	O&M Funding Detail by MFP & Commodity	A-32
A-19	Official AF Raw Inflation Indices by Appropriation	A-33
A-20	Official AF Weighted Inflation Indices by Appropriation	A-36
A-21	Military & Civilian Annual Average Pay	A-39
A-22	Military & Civilian Pay Increases	A-40
A-23	AF Military Pay Factors by Grade	A-41
A-24	FY89 Military Standard Composite Pay Rates	A-42
A-25	FY90 Military Standard Composite Pay Rates	A-43
A-26	FY91 Military Standard Composite Pay Rates	A-44
A-27	Rated Personnel Pay Rates by Flying Status & Assigned Location	A-45
A-28	Military Basic Allowance for Quarters	A-46
A-29	Military Monthly Basic Pay by Grade & Years of Service	A-48
A-30	General Service Civilian Pay Schedule	A-49

## TABLE OF CONTENTS

PAGE

### PART B: SELECTED ACQUISITION REPORT

B-1	Selected Acquisition Report Program	B-3
B-2	Nunn-McCurdy Breaches (PAUC & CPUC)	B-4
B-3	FY 89 SAR Program Acquisition Unit Cost	B-5
<b>PART C: PERSONNEL</b>		
C-1	DoD Paid Personnel Population (Active & Reserve)	C-1
C-2	AF & Air Reserve Personnel Distribution	C-3
C-3	AF Personnel by MFP	C-4
C-4	AF Personnel by MAJCOM, SOA & DRU	C-5
C-5	Personnel by State & Country of Assignment	C-10
C-6	Personnel Distribution within Major Installations	C-16
C-7	AF Active Duty Military Personnel by Grade	C-26
C-8	Manpower by AF Specialty Code	C-27
C-9	Officer Personnel by Occupational Field	C-29
C-10	Enlisted Personnel by Career Field	C-33
C-11	AF Mil Personnel by Ethnic Category	C-35
C-12	AF Military Personnel by Age Group	C-36
C-13	Officers Population Distribution by Education Group	C-38
C-14	Officer Personnel by Professional Career Field	C-39
C-15	Active Duty Pilot & Navigator (Rqmt vs Inventory)	C-40
C-16	Rated Officers on Flying Status by Grade	C-41
C-17	Pilots & Navigator Distribution by MAJCOM/SOA/DRU	C-42
C-18	Pilots & Navigators Receiving Incentive Pay	C-45
C-19	Pilots & Navigators Population Actually Flying	C-45
C-20	AF Enlisted Non-Prior Service Accessions	C-47
C-21	Military Minority Population by Grade	C-49
C-22	Military Women Distribution by Grade	C-52
C-23	Air Force Reserve Personnel	C-54
C-24	Retired Military Population by Grade	C-57
C-25	Retired Military by Disability Type	C-58
C-26	AF Military Retirement Program (Strengths & Cost)	C-59
C-27	Schedule of Civilian Permanent AF Positions	C-61

## TABLE OF CONTENTS

PAGE

### PART D: FORCES, OPERATIONS AND INSTALLATIONS

D-1	Total Active Aircraft Inventory	D-3
D-2	USAF Flying Squadrons by Mission	D-4
D-3	Selected AF Active Aircraft Inventory by M/D	D-5
D-4	Selected AFR Active Aircraft Inventory by M/D	D-7
D-5	Selected ANG Active Aircraft Inventory by M/D	D-8
D-6	Average Age of AF Regular & Reserve Aircraft Inventory	D-11
D-7	Average Aircraft Age by M/D, AF	D-12
D-8	Average Aircraft Age by M/D, AFR	D-14
D-9	Average Aircraft Age by M/D, ANG	D-15
D-10	Average Age of Missile & Drone Inventory	D-16
D-11	AF Programmed & Actual Flying Hours	D-17
D-12	AF Flying Hours by Aircraft M/D	D-18
D-13	AFR Flying Hours by Aircraft M/D	D-21
D-14	ANG Flying Hours by Aircraft M/D	D-22
D-15	Aircraft Mishap & Destroy Rates	D-24
D-16	Mission Capability Rates by Aircraft M/D	D-25
D-17	Aviation Fuel Consumption & Cost Factors	D-28
D-18	AF Installation Posture	D-32
D-19	AFRES Flying Unit Location by State	D-34
D-20	ANG Flying Unit Location by State	D-36
D-21	Military Family Housing	D-39
<b>PART E: KEY PERSONNEL</b>		
E-1	Congressional Committee Members	
E-2	Department of the Air Force	
<b>PART F: GLOSSARY</b>		


## TABLE OF CONTENTS

<b>PART A: FIGURES/CHARTS</b>		
A-1	US Government Budget Trends	A-1
A-2	FY 90 Federal Government Dollar	A-4
A-3	Federal Government Receipts	A-5
A-4	Federal Government Outlays	A-8
A-5	Federal Outlays vs Payments to Individuals (% of GNP)	A-13
A-6	Defense Outlays vs Payments to Individuals (% of Fed Outlays)	A-15
A-7	DoD Budget Trends	A-17
A-8	AF Budget Trends	A-21
A-9	AF TOA by MFP	A-23
A-10	AF TOA by Appropriation	A-25
A-11	Replenishment Spares	A-29
A-12	O&M Funding by Commodity	A-31
<b>PART B: FIGURES/CHARTS</b>		
B-1	SAR Programs: Outyear vs Prior-Year Funding	B-1
B-2	SAR Programs Breakout by Cost	B-2
<b>PART C: FIGURES/CHARTS</b>		
C-1	AF Population Trends	C-2
C-2	AF Officer Population Academic Trends	C-37
C-3	AF Enlisted Accessions Academic Trends	C-46
C-4	AF Active Duty Military Minority Population Trends	C-48
C-5	AF Active Duty Military Women Population Trends	C-51
C-6	Air Reserve Forces Population Trends	C-53
C-7	AF Courts Martial Activity	C-60
C-8	AF Article 15 Activity	
<b>PART D: FIGURES/CHARTS</b>		
D-1	AF Aircraft Inventory	D-1
D-2	AF Aircraft Flying Hours	D-2
D-3	AF Aircraft Inventory by M/D	D-9
D-4	AF Aircraft (9 Years or Older) Trends	D-10
D-5	AF Active Major Installations - CONUS	D-29
D-6	AF Major Installations - Europe, Africa, Middle East	D-30
D-7	AF Major Installations - Atlantic, Central America, Pacific	D-31



# PART A

# FINANCE



•

•

•

•

•

•

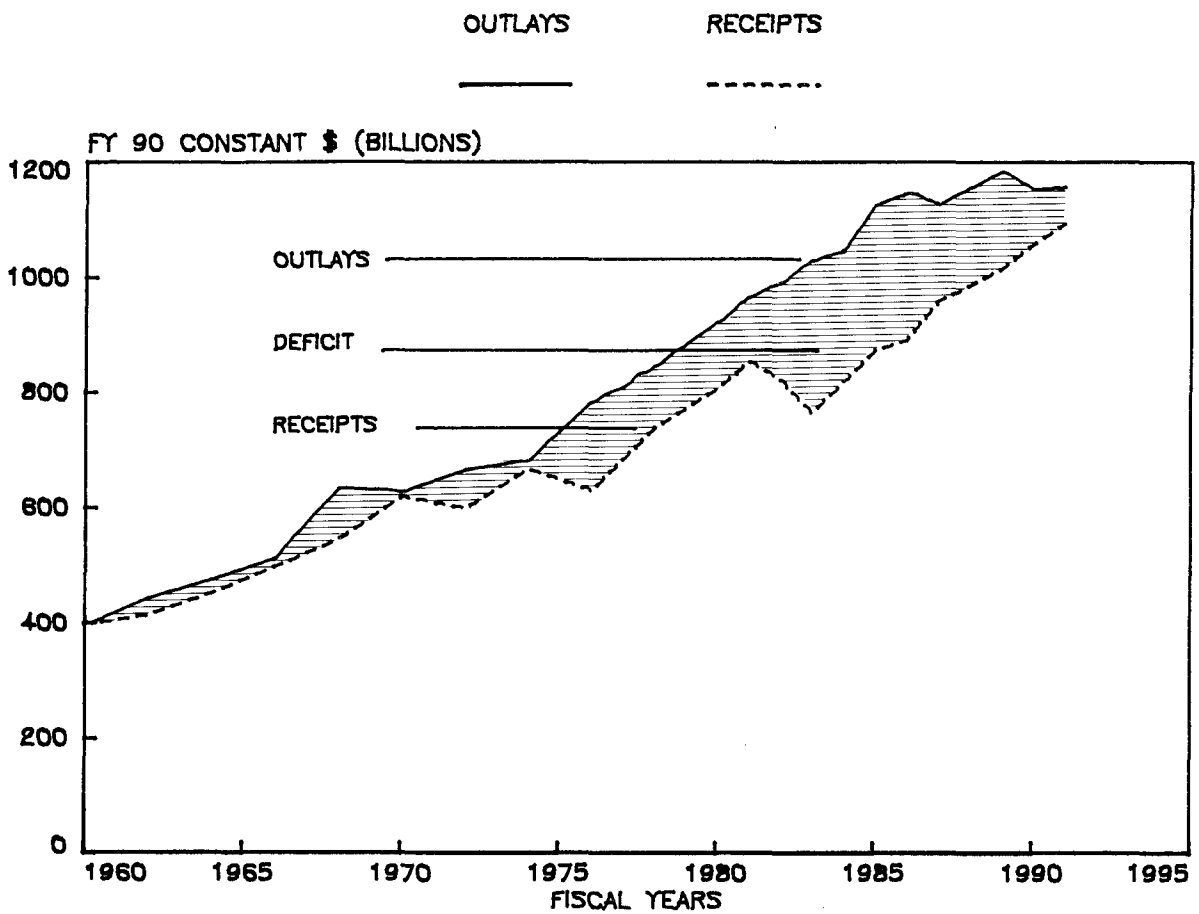
•

•

•

FIGURE A-1

US GOVERNMENT BUDGET TRENDS



NOTE: THE SHADED AREA REPRESENTS THE BUDGET DEFICIT, ALTHOUGH SMALL SURPLUSES WERE REALIZED IN BOTH FY 1960 (\$1.2B) AND FY 1969 (\$10.1B).

TABLE A-1

**U.S. GOVERNMENT BUDGET**  
(Constant 90 Dollars in Billions)

FISCAL YEAR	GNP 1/	RECEIPTS	OUTLAYS	SURPLUS/ DEFICIT 2/
1960	2181.0	397.3	396.0	1.3
1961	2200.4	400.2	414.2	(14.0)
1962	2322.8	416.0	445.6	(29.6)
1963	2410.1	436.5	455.7	(19.2)
1964	2537.6	454.0	477.8	(23.8)
1965	2658.8	461.0	466.6	(5.6)
1966	2833.7	500.5	514.7	(14.2)
1967	2947.0	552.6	584.9	(32.3)
1968	3049.2	547.3	637.1	(89.8)
1969	3157.7	634.9	623.7	11.2
1970	3188.0	620.5	629.6	(9.1)
1971	3221.2	570.1	640.5	(70.4)
1972	3334.3	600.4	668.2	(67.8)
1973	3525.5	633.0	673.8	(40.8)
1974	3604.5	669.5	685.3	(15.8)
1975	3540.2	648.6	772.2	(123.6)
1976 3/	3655.8	641.2	799.7	(158.5)
1977	3846.5	706.6	813.1	(106.5)
1978	4031.1	741.2	850.8	(109.6)
1979	4192.3	792.1	860.8	(68.7)
1980	4184.4	811.1	926.9	(115.8)
1981	4276.3	858.2	971.2	(113.0)
1982	4198.4	825.7	996.6	(170.9)
1983	4249.3	768.2	1035.3	(267.1)
1984	4557.4	821.9	1050.4	(228.5)
1985	4723.8	877.7	1131.4	(253.7)
1986	4875.9	894.8	1152.1	(257.3)
1987	5003.0	963.0	1131.8	(168.8)
1988	5213.3	991.4	1160.4	(169.0)
1989 4/	5356.2	1016.4	1184.6	(168.2)
1990 4/	5418.2	1059.3	1151.8	(92.5)
1991 4/	5563.8	1094.7	1158.8	(64.1)

## Footnotes:

1/ DRI, as of 21 Jul 89.

2/ Total may not equal receipts minus outlays due to rounding.

3/ Excludes Transition Quarter.

4/ Estimated.

OPR: SAF/ACCE, Mr S Connair, Ext 71152.

Data Sources: (GNP)-Data Resources, Inc.; (Other)-

HISTORICAL TABLES, BUDGET OF THE

UNITED STATES GOVERNMENT, FY 1990, Table 1.1.

**TABLE A-2**  
**U.S. GOVERNMENT BUDGET**  
(Then-Year Dollars in Billions)

FISCAL YEAR	GNP 1/	RECEIPTS	OUTLAYS	SURPLUS/ DEFICIT 2/	G-R-H TARGET
1960	507.8	92.5	92.2	0.3	-
1961	519.0	94.4	97.7	(3.3)	-
1962	556.7	99.7	106.8	(7.1)	-
1963	588.6	106.6	111.3	(4.7)	-
1964	629.4	112.6	118.5	(5.9)	-
1965	673.6	116.8	118.2	(1.4)	-
1966	740.5	130.8	134.5	(3.7)	-
1967	793.6	148.8	157.5	(8.6)	-
1968	852.4	153.0	178.1	(25.2)	-
1969	929.5	186.9	183.6	3.2	-
1970	990.5	192.8	195.6	(2.8)	-
1971	1,057.1	187.1	210.2	(23.0)	-
1972	1,151.2	207.3	230.7	(23.4)	-
1973	1,285.5	230.8	245.7	(14.9)	-
1974	1,417.0	263.2	269.4	(6.1)	-
1975	1,523.5	279.1	332.3	(53.2)	-
1976 3/	1,699.6	298.1	371.8	(73.7)	-
1977	1,935.8	355.6	409.2	(53.6)	-
1978	2,173.4	399.6	458.7	(59.2)	-
1979	2,452.2	463.3	503.5	(40.2)	-
1980	2,667.7	517.1	590.9	(73.8)	-
1981	2,986.2	599.3	678.2	(78.9)	-
1982	3,141.5	617.8	745.7	(127.9)	-
1983	3,322.4	600.6	809.5	(208.9)	-
1984	3,695.7	666.5	851.8	(185.3)	-
1985	3,950.9	734.1	946.3	(212.3)	-
1986	4,191.1	769.1	990.3	(221.2)	4/ (171.9)
1987	4,437.2	854.1	1,003.8	(149.7)	4/ (144.0)
1988	4,780.0	909.0	1,064.0	(155.1)	5/ (144.0)
1989 6/	5,140.9	975.5	1,137.0	(161.5)	5/ (136.0)
1990 6/	5,418.2	1,059.3	1,151.8	(92.5)	5/ (100.0)
1991 6/	5,796.5	1,140.5	1,207.3	(66.8)	5/ (64.0)

Footnotes:

1/ DRI, as of 21 Jul 89.

2/ Total may not equal receipts minus outlays due to rounding.

3/ Excludes Transition Quarter.

4/ Targets prescribed in Balanced Budget and Emergency Deficit Control Act of 1985.

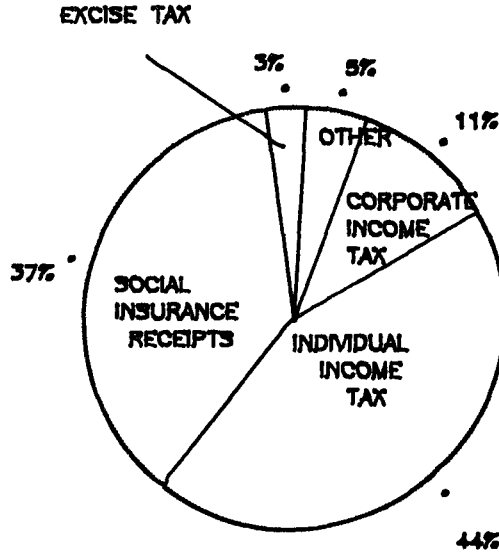
5/ Targets as revised in 1987.

6/ Estimated.

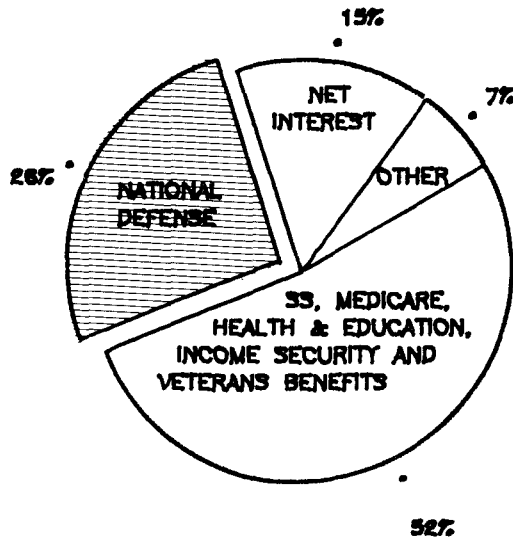
OPR: (GNP) SAF/FMCEE, Mr S Connair, Ext 71152;

(All Other) SAF/ACBMP, Lt Col R W Wood, Ext 43642.

**FIGURE A-2: THE ESTIMATED FY 90  
FEDERAL GOVERNMENT DOLLAR**



**WHERE IT COMES FROM (\$1059.3B)...**



**WHERE IT GOES (\$1151.8B)...**

FIGURE A-3

FEDERAL GOVERNMENT RECEIPTS

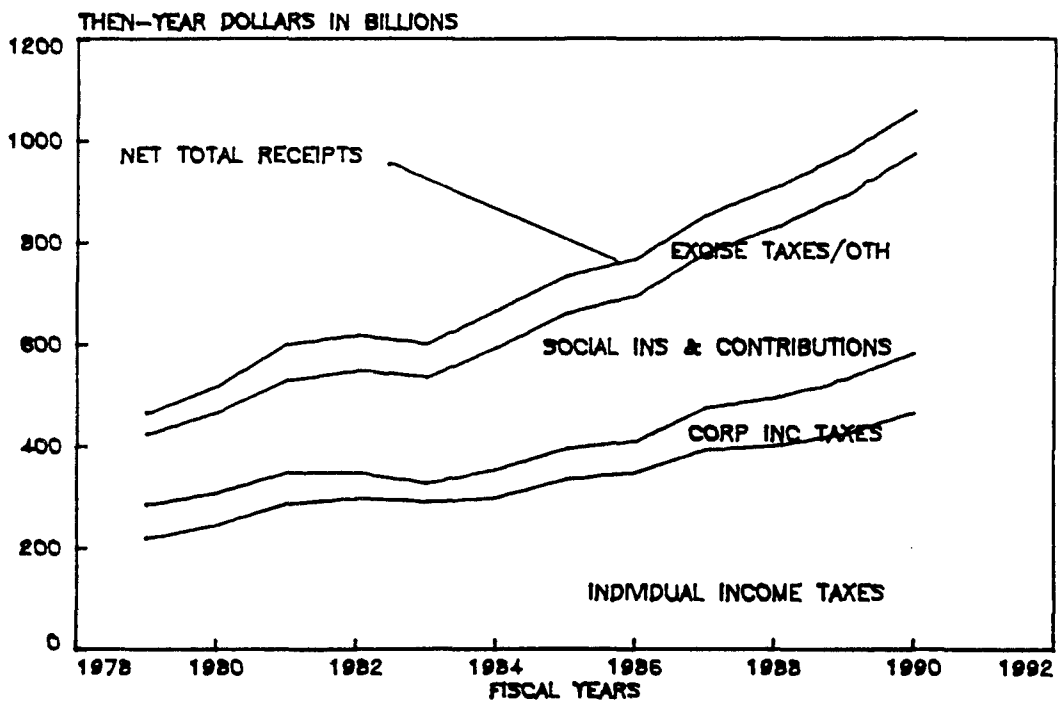


TABLE A-3  
U.S. BUDGET RECEIPTS BY SOURCE  
 (Then-Year Dollars in Billions)

FISCAL YEAR	Taxes 1/			Soc.2/ Ins. & Contr.	3/ Other	TOTAL
	Ind. Inc.	Corp. Inc.	Ex- cise			
1960	40.7	21.5	11.7	14.7	3.9	92.5
1961	41.3	21.0	11.9	16.4	3.8	94.4
1962	45.6	20.5	12.5	17.0	4.0	99.7
1963	47.6	21.6	13.2	19.8	4.4	106.6
1964	48.7	23.5	13.7	22.0	4.7	112.6
1965	48.8	25.5	14.6	22.2	5.8	116.8
1966	55.4	30.1	13.1	25.5	6.7	130.8
1967	61.5	34.0	13.7	32.6	7.0	148.8
1968	68.7	28.7	14.1	33.9	7.6	153.0
1969	87.2	36.7	15.2	39.0	8.7	186.9
1970	90.4	32.8	15.7	44.4	9.5	192.8
1971	86.2	26.8	16.6	47.3	10.2	187.1
1972	94.7	32.2	15.5	52.6	12.4	207.3
1973	103.2	36.2	16.3	63.1	12.0	230.8
1974	119.0	38.6	16.8	75.1	13.7	263.2
1975	122.4	40.8	16.6	84.5	15.0	279.1
1976 4/	131.6	41.4	17.0	90.8	17.3	298.1
1977	157.6	54.9	17.5	106.5	19.0	355.6
1978	181.0	60.0	18.4	121.0	19.3	399.6
1979	217.8	65.7	18.7	138.9	22.1	463.3
1980	244.1	64.6	24.3	157.8	26.3	517.1
1981	285.9	61.1	40.8	182.7	28.7	599.3
1982	297.7	49.2	36.3	201.5	33.0	617.8
1983	288.9	37.0	35.3	209.0	30.3	600.6
1984	298.4	56.9	37.4	239.4	34.4	666.5
1985	334.5	61.3	36.0	265.2	37.0	734.1
1986	349.0	63.1	32.9	283.9	40.2	769.1
1987	392.6	83.9	32.5	303.3	41.9	854.1
1988	401.2	94.5	35.2	334.3	43.7	909.0
1989 5/	425.2	107.0	34.0	363.9	45.5	975.5
1990 5/	466.7	117.4	35.3	391.5	48.4	1059.3



TABLE A-3 (Cont'd)

**U.S. BUDGET RECEIPTS BY SOURCE**  
**(Then-Year Dollars in Billions)**

Footnotes:

1/ Excise Taxes:

Federal funds:

Alcohol taxes

Tobacco taxes

Other

Trust Funds:

Highways

Airport and airway (1970-present)

Black lung disability (1970-present)

2/ Employment taxes and contributions:

Old-age and survivors insurance:

Trust funds

Disability insurance

Hospital insurance

Railroad retirement/pension fund:

Trust fund

Unemployment insurance:

Federal fund (1940-1969)

Trust fund

Other retirement contributions:

Employees retirement--employee  
contributions

Contributions for non-Federal employees

3/ Other = Total Receipts - Individual Income,  
Corporation Income & Excise Taxes - Social  
Security Insurance Contributions.

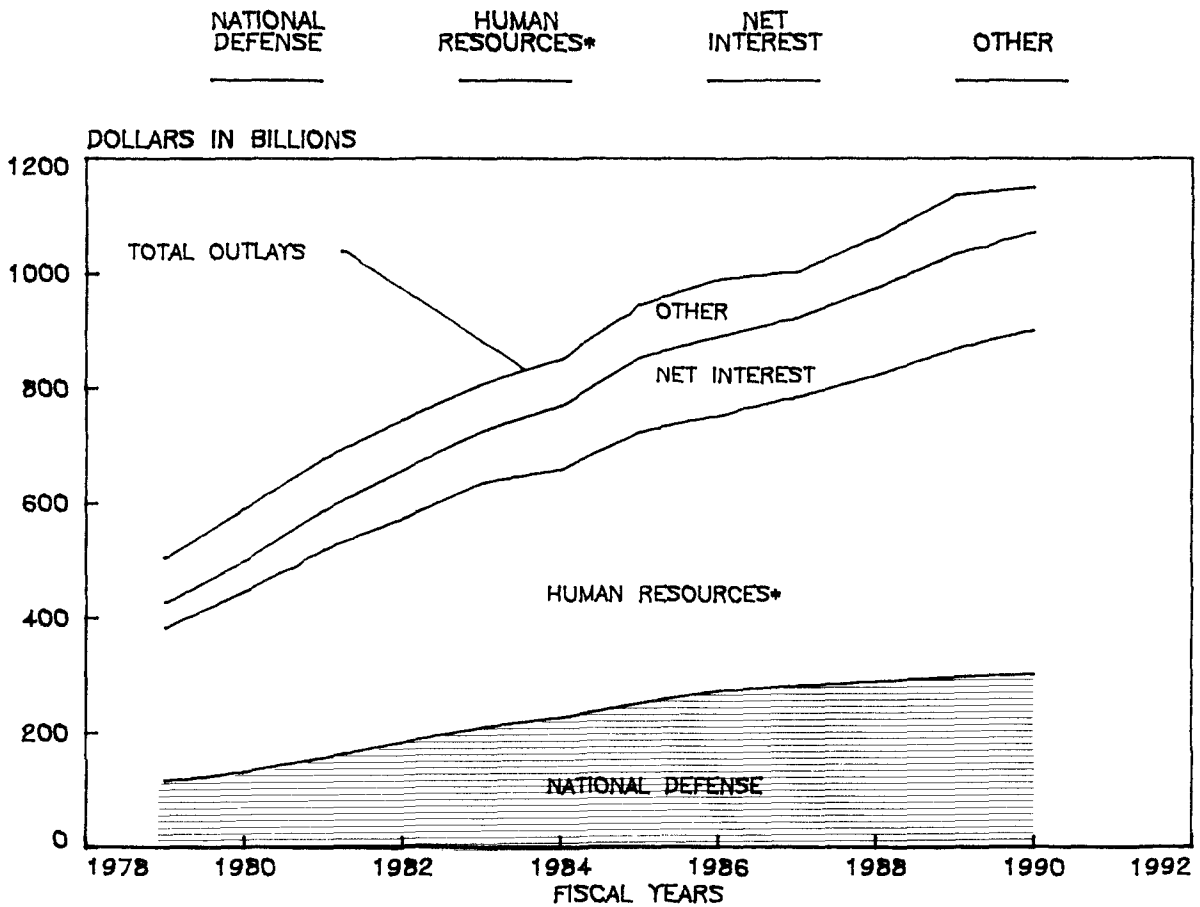
4/ Excludes Transition Period.

5/ Estimate.

OPR: SAF/FMMC, Mr D Sutor, Ext 54938.

Data Source: HISTORICAL TABLES, BUDGET OF THE  
UNITED STATES GOVERNMENT, FY 90, Table 2.1.

FIGURE A-4  
 FEDERAL GOVERNMENT OUTLAYS



\*HUMAN RESOURCES=EDUCATION, TRAINING, EMPLOYMENT, SOCIAL SERVICES, HEALTH, MEDICARE, INCOME SECURITY, SOCIAL SECURITY, VETERANS BENEFITS, AND SERVICES.

TABLE A-4

**U.S. BUDGET OUTLAYS BY FUNCTION**  
(Then-Year Dollars in Billions)

FISCAL YEAR	Nat'l Def	Soc Sec & Med	1/ Health & Edu	Inc 2/ Sec & Vet Ben	3/ Net Int	4/ Other	TOTAL
1960	48.1	11.6	1.7	12.8	6.9	11.0	92.2
1961	49.6	12.5	2.0	15.4	6.7	11.5	97.7
1962	52.3	14.4	2.4	14.8	6.9	16.0	106.8
1963	53.4	15.8	2.9	14.8	7.7	16.7	111.3
1964	54.8	16.6	3.4	15.3	8.2	20.2	118.5
1965	50.6	17.5	3.9	15.2	8.6	22.4	118.2
1966	58.1	20.7	6.9	15.6	9.4	23.8	134.5
1967	71.4	24.5	9.8	17.0	10.3	23.8	157.5
1968	81.9	28.5	12.0	18.8	11.1	25.8	178.1
1969	82.5	33.0	12.7	20.7	12.7	22.6	183.6
1970	81.7	36.5	14.5	166.7	170.1	24.2	195.6
1971	78.9	42.5	16.7	32.7	14.8	24.6	210.2
1972	79.2	47.6	21.2	38.4	15.5	28.8	230.7
1973	76.7	57.1	22.1	40.3	17.3	32.2	245.7
1974	79.3	65.5	23.2	47.1	21.4	32.9	269.4
1975	86.5	77.5	29.0	66.8	23.2	49.3	332.3
1976 5/	89.6	89.7	34.6	79.2	26.7	52.0	371.8
1977	97.2	104.4	38.4	79.1	29.9	60.2	409.2
1978	104.6	116.6	45.2	80.5	35.4	76.5	458.7
1979	116.3	130.6	50.7	86.3	42.6	77.0	503.5
1980	134.0	150.6	55.0	107.7	52.5	91.1	590.9
1981	157.5	178.7	60.6	122.7	68.7	90.0	678.2
1982	185.3	202.5	54.5	131.7	85.0	86.7	745.7
1983	209.9	223.3	55.2	147.4	89.8	82.7	808.3
1984	227.4	235.8	58.0	138.3	111.1	81.2	851.8
1985	252.7	254.4	62.9	154.5	129.4	92.3	946.3
1986	273.4	268.9	66.5	146.2	136.0	99.3	990.3
1987	282.0	282.5	69.7	150.0	138.6	81.0	1003.8
1988	290.4	298.2	76.4	158.8	151.7	88.5	1064.0
1989 6/	298.3	319.1	86.1	166.2	165.7	101.6	1137.0
1990 6/	303.0	341.6	91.7	116.7	170.1	78.7	1151.8

TABLE A-4 (Cont'd)

**U.S. BUDGET OUTLAYS BY FUNCTION**  
**(Then-Year Dollars in Billions)**

Footnotes:

1/ Health & Education:

Health care services  
Health research  
Elementary, secondary, and vocational education  
Higher education  
Training and employment  
Social services  
Other

2/ Income Security and Veterans Benefits & Services:

General retirement and disability insurance  
(excluding social security)  
Federal employee retirement and disability  
Unemployment compensation  
Other income security  
Veterans education, rehab, medical, housing, etc.

3/ Net Interest:

Interest on the public debt  
Interest received by trust funds  
Other interest

4/ Other:

International affairs; general science, space  
and technology; energy; natural resources  
and environment; agriculture; commerce and  
housing credit; transportation; community  
and regional development; administration of  
justice; general government; general purpose  
fiscal assistance; Central Federal credit  
activities; and undistributed offsetting  
receipts.

5/ Excludes Transition Period.

6/ Estimate.

OPR: SAF/FMMC, Mr D Sutor, Ext 54938.

Data Source: "Historical Tables, Budget of the  
United States Government, FY 90, Table 3.1.

TABLE A-5

GROSS NATIONAL PRODUCT DEFLATOR,  
CONSUMER PRICE INDEX, AND  
PRODUCER PRICE INDEX 1/

FISCAL YEAR	PPI INDEX	CPIU 2/ INDEX	GNP DEFLATOR
1960	0.272	0.229	0.233
1961	0.272	0.232	0.236
1962	0.272	0.234	0.240
1963	0.272	0.237	0.244
1964	0.272	0.240	0.248
1965	0.275	0.244	0.253
1966	0.282	0.249	0.261
1967	0.287	0.257	0.269
1968	0.291	0.266	0.280
1969	0.300	0.279	0.294
1970	0.312	0.295	0.311
1971	0.322	0.309	0.328
1972	0.335	0.321	0.345
1973	0.364	0.336	0.365
1974	0.423	0.366	0.393
1975	0.481	0.402	0.430
1976 3/	0.514	0.432	0.465
1977	0.550	0.466	0.503
1978	0.590	0.500	0.539
1979	0.658	0.552	0.585
1980	0.748	0.624	0.638
1981	0.825	0.693	0.698
1982	0.855	0.742	0.748
1983	0.868	0.771	0.782
1984	0.886	0.802	0.811
1985	0.888	0.832	0.836
1986	0.867	0.851	0.860
1987	0.878	0.879	0.887
1988	0.910	0.914	0.917
1989 4/	0.958	0.957	0.960
1990 4/	1.000	1.000	1.000
1991 4/	1.048	1.047	1.042

## Footnotes:

1/ DRI forecast as of 21 Jul 89.

2/ The CPIU is the Consumer Price Index for all urban consumers. It covers approximately 80% of the civilian population.

3/ Excludes Transition Quarter.

OPR: SAF/FMCEE, Mr S Connair, Ext 71152.

**TABLE A-6**  
**BUDGET & FINANCE: FEDERAL GOVERNMENT, DOD & AIR FORCE**  
(Dollars in Millions)

	FY80	FY86	FY87	FY88	FY89(Est)	FY90(Est)	FY91(Est)
<b>FEDERAL GOVERNMENT AND DOD</b>							
GNP (BIL \$)	\$2,671	\$4,192	\$4,408	\$4,780	\$5,228	\$5,228	\$5,855
Fed Outlays (Bil \$)	591	990	1,005	1,056	1,143	1,160	1,211
DoD Outlays	132,840	265,689	274,007	281,935	289,800	289,845	297,893
DoD Outlays-FY 90\$	212,764	302,995	303,845	302,997	300,816	289,845	288,557
DoD TOA	141,893	278,164	282,516	288,607	292,284	295,616	311,741
DoD TOA-FY 90\$	217,076	316,772	311,943	307,907	301,092	295,616	302,984
AF Outlays	38,976	91,188	91,144	93,060	95,892	93,946	96,239
AF TOA-FY 90 \$	61,862	106,279	103,096	95,546	98,015	98,040	100,340
<b>AF TOA BY APPROPRIATION</b>							
3010-Acft Proc	\$7,901	\$20,830	\$16,538	\$12,831	\$15,619	\$16,787	\$18,244
3020-Missile Proc	2,149	7,057	7,833	7,206	7,120	7,382	10,088
3080-Oth Proc	2,652	8,123	9,228	7,941	8,154	8,562	9,096
3300-AF MILCON	567	1,487	1,207	1,274	1,226	1,393	1,606
3730-AFRES MILCON	12	58	59	79	71	46	39
3830-ANG MILCON	36	112	149	151	159	165	107
3600-RDT&E	5,001	13,110	14,871	15,058	14,679	14,552	13,505
3500-MILPAY	8,496	18,863	19,603	20,010	20,269	20,224	20,596
3700-AFR MILPAY	226	603	569	615	654	669	696
3850-ANG MILPAY	299	974	948	988	1,030	1,047	1,087
3400-O&M	12,421	18,988	19,082	20,313	21,993	22,812	23,545
3740-AFR O&M	511	857	925	1,000	1,074	1,005	1,041
3840-ANG O&M	1,283	1,723	1,788	1,958	2,021	2,041	2,161
7040-MF Housing	0	141	110	163	176	241	268
7045-MFH OPS/Debts	0	617	753	733	735	775	835
4921-Stock Fund	0	396	226	226	187	339	320
<b>AF TOA by MFP</b>							
1, Strategic	\$6,620	\$17,662	\$14,802	\$13,302	\$14,482	\$15,106	\$17,342
2, General Purpose	11,602	23,732	24,197	22,162	22,742	22,619	24,211
3, Intel/Comm	4,870	14,930	16,104	16,515	17,594	18,250	19,180
4, Airlift	2,215	6,716	6,083	4,002	4,739	5,796	6,538
5, Reserve Forces	3,073	4,984	4,934	5,308	5,550	5,474	5,593
6, RDT&E	4,174	8,813	9,752	10,113	9,497	9,371	8,868
7, Depot Maint/Sup	4,508	7,555	8,118	7,733	8,466	8,804	8,783
8, Training/Med	3,882	8,229	8,539	9,041	9,178	9,819	10,400
9, Administration	529	1,229	1,229	1,331	1,287	1,320	1,369
10, Spt Oth Nations	281	88	93	95	103	106	109
11, SOF	0	0	16	962	1,526	1,376	840

OPR; SAF/FMMC, Mr D Sutor, Ext 54938, 4C129.

FIGURE A-5

NATIONAL DEFENSE OUTLAYS VS PAYMENTS FOR INDIVIDUALS  
AS A PERCENT OF GROSS NATIONAL PRODUCT

NATIONAL DEFENSE OUTLAYS      PAYMENTS FOR INDIVIDUALS

—————      - - - - -

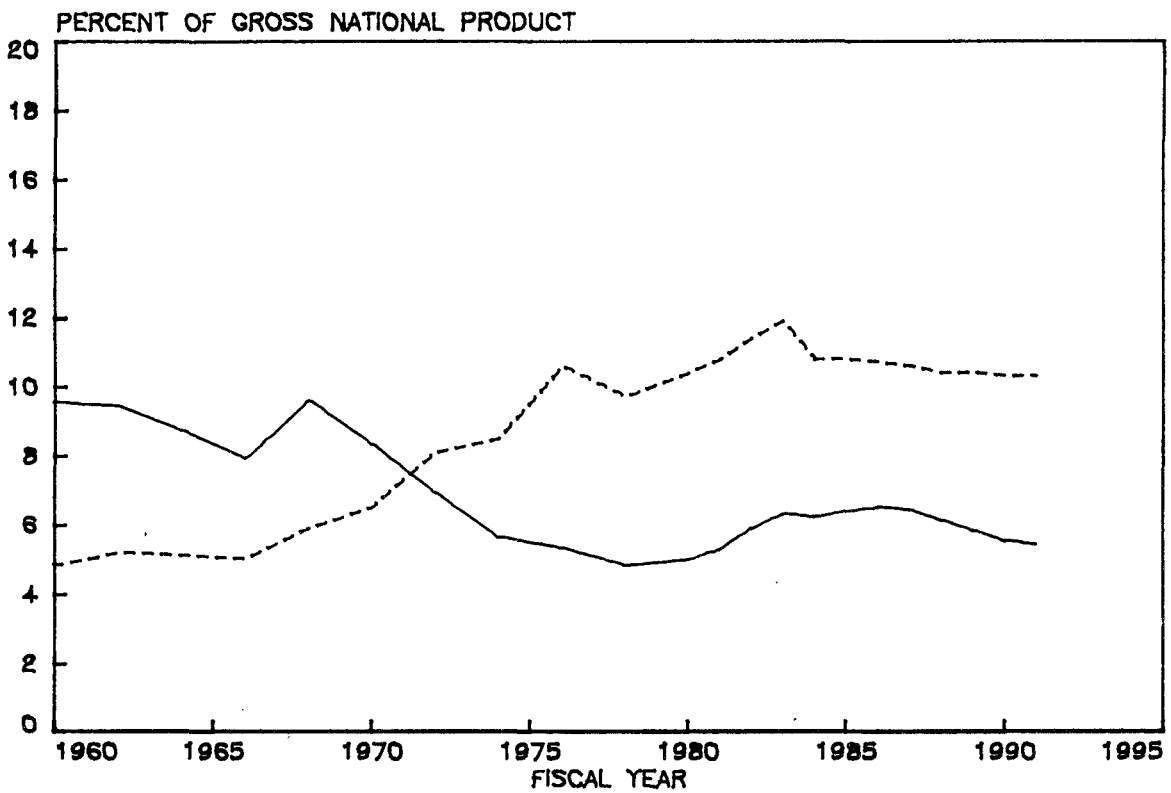


TABLE A-7

NATIONAL DEFENSE OUTLAYS  
& PAYMENTS FOR INDIVIDUALS  
AS A PERCENT OF THE GNP

FISCAL YEAR	NATIONAL DEFENSE OUTLAYS	PAYMENT FOR INDIVIDUALS
1960	9.5	4.8
1961	9.6	5.3
1962	9.4	5.2
1963	9.1	5.3
1964	8.7	5.1
1965	7.5	4.9
1966	7.9	5.0
1967	9.0	5.4
1968	9.6	5.9
1969	8.9	6.1
1970	8.3	6.5
1971	7.5	7.6
1972	6.9	8.1
1973	6.0	8.2
1974	5.6	8.5
1975	5.7	10.1
1976	5.3	10.6
1977	5.0	10.2
1978	4.8	9.7
1979	4.8	9.5
1980	5.0	10.4
1981	5.3	10.8
1982	5.9	11.4
1983	6.3	11.9
1984	6.2	10.8
1985	6.4	10.8
1986	6.5	10.7
1987	6.4	10.6
1988	6.1	10.4
1989(Est)	5.8	10.4
1990(Est)	5.5	10.3
1991(Est)	5.4	10.3

OPR: SAF/FBMC, Mr D Sutor, Ext 54938.



FIGURE A-6

NATIONAL DEFENSE OUTLAYS & PAYMENTS FOR INDIVIDUALS AS A PERCENT OF FEDERAL OUTLAYS

NATIONAL DEFENSE OUTLAYS      PAYMENTS FOR INDIVIDUALS

—————      ······

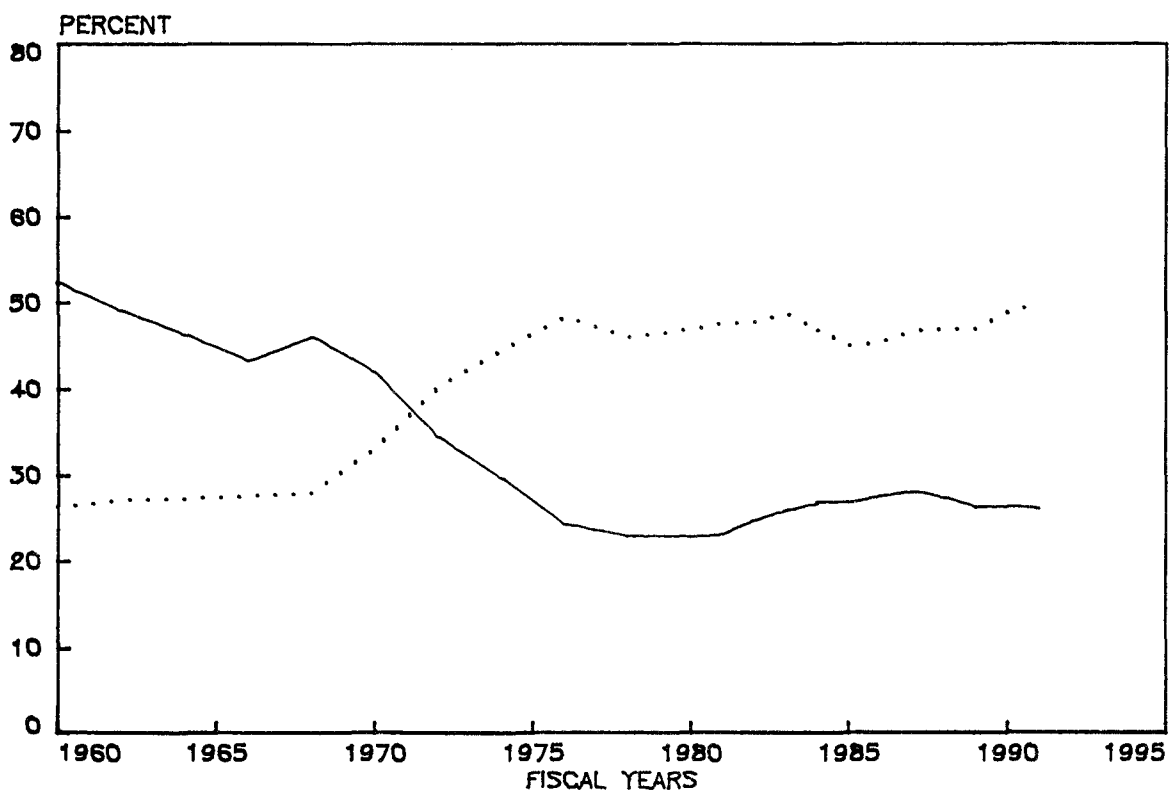


TABLE A-8

**NATIONAL DEFENSE OUTLAYS  
& PAYMENTS FOR INDIVIDUALS  
AS A PERCENT OF FEDERAL OUTLAYS**

FISCAL YEAR	NATIONAL DEFENSE OUTLAYS	PAYMENT FOR INDIVIDUALS
1960	52.2	26.2
1961	50.8	28.2
1962	49.0	27.1
1963	48.0	27.8
1964	46.2	27.2
1965	42.8	28.0
1966	43.2	27.5
1967	45.4	27.4
1968	46.0	27.9
1969	44.9	31.1
1970	41.8	33.1
1971	37.5	38.3
1972	34.3	40.3
1973	31.2	42.5
1974	29.5	44.6
1975	26.0	46.2
1976	24.1	48.4
1977	23.8	48.0
1978	22.8	46.0
1979	23.1	46.3
1980	22.7	47.0
1981	23.2	47.7
1982	24.8	47.8
1983	25.9	48.8
1984	26.7	46.9
1985	26.7	45.0
1986	27.6	45.4
1987	28.1	46.8
1988	27.3	46.9
1989(Est)	26.2	47.0
1990(Est)	26.3	49.0
1991(Est)	26.0	50.0

OPR: SAF/FMBMC, Mr D Sutor, Ext 54938.

Data Source: "Historical Tables, Budget of  
the US Government," FY 1990, Table 6.2.

FIGURE A-7

DEPARTMENT OF DEFENSE BUDGET TRENDS  
(TOA AND OUTLAYS)

TOA

OUTLAYS

————

.....

FY 90 CONSTANT DOLLARS (BILLIONS)

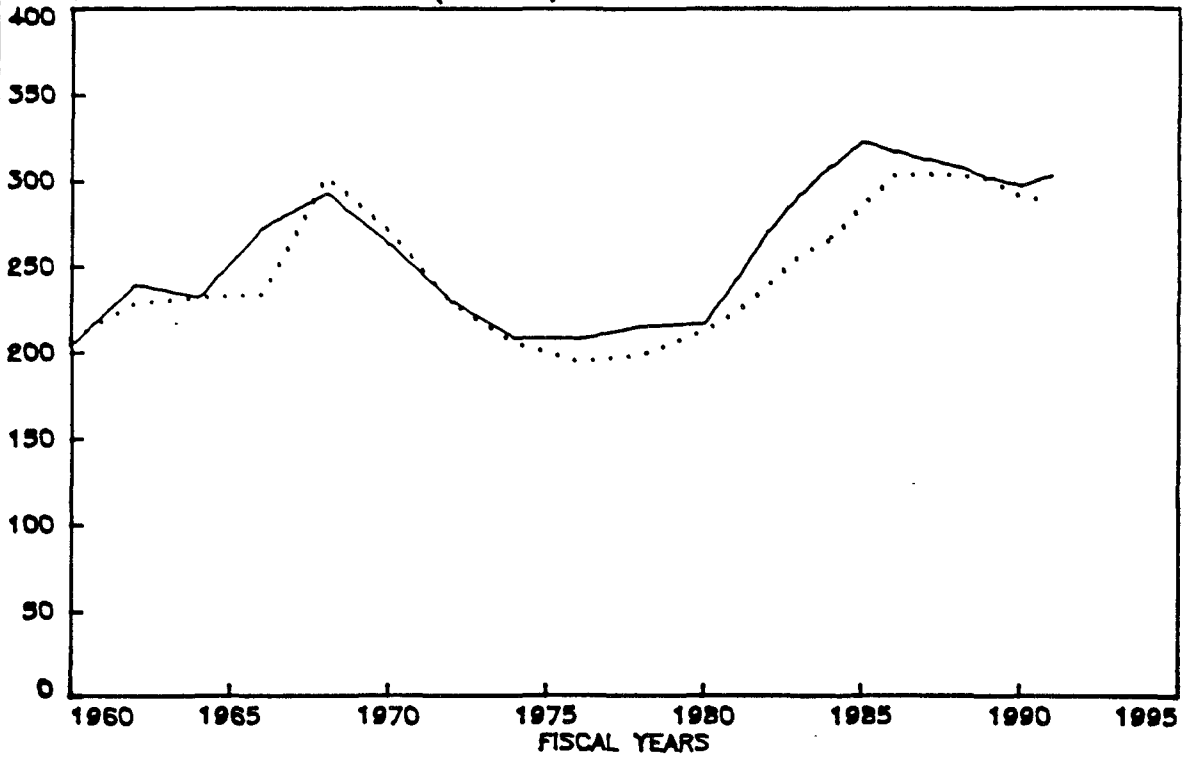


TABLE A-9

## DEPARTMENT OF DEFENSE BUDGET TRENDS

FISCAL YEAR	TOA		OUTLAYS	
	THEN-YEAR	CONSTANT FY 90	THEN-YEAR	CONSTANT FY 90
1960	40.3	204.1	41.5	207.3
1961	44.6	221.9	43.3	210.5
1962	48.4	238.9	46.8	228.5
1963	49.4	239.6	47.9	233.2
1964	49.5	231.5	49.5	232.2
1965	49.6	224.6	45.9	211.0
1966	64.5	272.6	54.1	233.8
1967	71.6	291.6	67.4	276.4
1968	75.0	292.5	77.3	302.5
1969	77.8	289.6	77.8	293.3
1970	75.5	262.5	77.1	270.5
1971	72.8	238.1	74.5	246.3
1972	76.5	229.3	75.1	228.8
1973	78.9	218.4	73.2	209.3
1974	81.7	207.9	77.6	205.7
1975	86.1	199.8	84.9	201.4
1976 1/	95.7	207.7	87.9	194.6
1977	107.6	215.9	95.6	197.4
1978	116.1	215.6	103.0	198.6
1979	124.7	212.9	115.0	206.0
1980	142.0	217.1	132.8	212.8
1981	175.5	243.1	156.1	223.5
1982	255.4	271.3	182.9	239.2
1983	280.3	292.6	205.0	256.9
1984	289.0	308.0	220.8	266.5
1985	276.1	322.6	245.4	286.3
1986	291.0	316.8	265.6	302.9
1987	282.5	311.9	274.0	303.8
1988	288.6	307.9	281.9	303.0
1989 (Est)	292.3	301.1	289.8	300.8
1990 (Est)	296.6	296.6	289.9	289.9
1991 (Est)	311.7	303.0	297.9	288.6

## Footnotes:

1/ Excludes 76T.

OPR: SAF/FMBMC, Mr D Sutor, Ext 54938.

TABLE A-10

## DOD TOA: RDT&amp;E, INVESTMENT &amp; OPERATIONS

(Dollars in Billions)

FISCAL YEAR	RESEARCH	1/ INVESTMENT	OPERATIONS	3/ TOTAL
<b>THEN-YEAR DOLLARS</b>				
1980	13.492	37.343	91.148	141.983
1981	16.630	50.884	108.034	175.548
1982	10.090	68.130	122.447	200.667
1983	22.789	80.818	131.886	235.493
1984	26.862	88.147	140.256	255.265
1985	30.571	95.362	150.112	276.045
1986	33.550	92.344	152.270	278.164
1987	35.720	88.182	158.614	282.516
1988	37.027	88.160	163.420	288.607
1989 2/	0.068	85.435	169.307	254.810
1990 2/	39.545	83.597	173.474	296.616
1991 2/	39.495	92.815	179.431	311.741
<b>CONSTANT FY 90 DOLLARS</b>				
1980	20.084	56.189	140.803	217.076
1981	22.841	70.215	150.043	243.099
1982	26.152	88.985	156.477	271.614
1983	28.629	100.934	163.079	292.642
1984	32.555	106.486	168.981	308.022
1985	35.963	111.897	174.705	322.565
1986	38.434	105.088	173.250	316.772
1987	39.660	97.087	175.196	311.943
1988	39.676	93.723	174.508	307.907
1989 2/	38.788	87.940	174.364	301.092
1990 2/	39.545	83.597	173.474	296.616
1991 2/	38.365	90.587	174.032	302.984

## Footnotes:

1/ Procurement and MILCON appropriations.

2/ Estimated.

3/ Totals may not add due to rounding.

OPR: SAF/FMBMC, Mr D Sutor, Ext 54938.

TABLE A-11

## DOD OUTLAYS: RDT&amp;E, INVESTMENT &amp; OPERATIONS

(Dollars in Billions)

FISCAL YEAR	RESEARCH	1/ INVESTMENT	OPERATIONS	3/ TOTAL
<b>THEN-YEAR DOLLARS</b>				
1980	13.127	31.471	88.242	132.840
1981	15.278	37.277	103.598	156.153
1982	17.729	45.917	120.874	184.520
1983	20.554	57.176	127.310	205.040
1984	23.117	65.585	132.104	220.806
1985	27.103	74.641	143.680	245.424
1986	32.283	81.584	151.822	265.689
1987	33.596	86.597	153.814	274.007
1988	34.792	83.040	164.103	281.935
1989 2/	37.023	86.402	166.375	289.800
1990 2/	37.792	83.222	168.831	289.845
1991 2/	38.648	83.916	175.329	297.893
<b>CONSTANT FY 90 DOLLARS</b>				
1980	20.351	54.299	138.114	212.764
1981	21.456	57.943	144.336	223.735
1982	23.194	63.566	154.640	241.400
1983	25.914	72.997	157.284	256.195
1984	28.033	79.558	158.906	266.497
1985	31.813	87.564	166.942	286.319
1986	36.912	93.564	172.509	302.985
1987	37.341	96.237	170.268	303.846
1988	37.457	89.537	176.003	302.997
1989 2/	38.338	89.631	172.847	300.816
1990 2/	37.792	83.222	168.831	289.845
1991 2/	37.422	81.238	169.897	288.557

## Footnotes:

1/ Procurement and MILCON appropriations.

2/ Estimated.

3/ Totals may not add due to rounding.

OPR: SAF/FMBMC, Mr D Sutor, Ext 54938.

FIGURE A-8

UNITED STATES AIR FORCE BUDGET TRENDS

TOA

OUTLAYS

————

.....

FY 90 CONSTANT DOLLARS (BILLIONS)

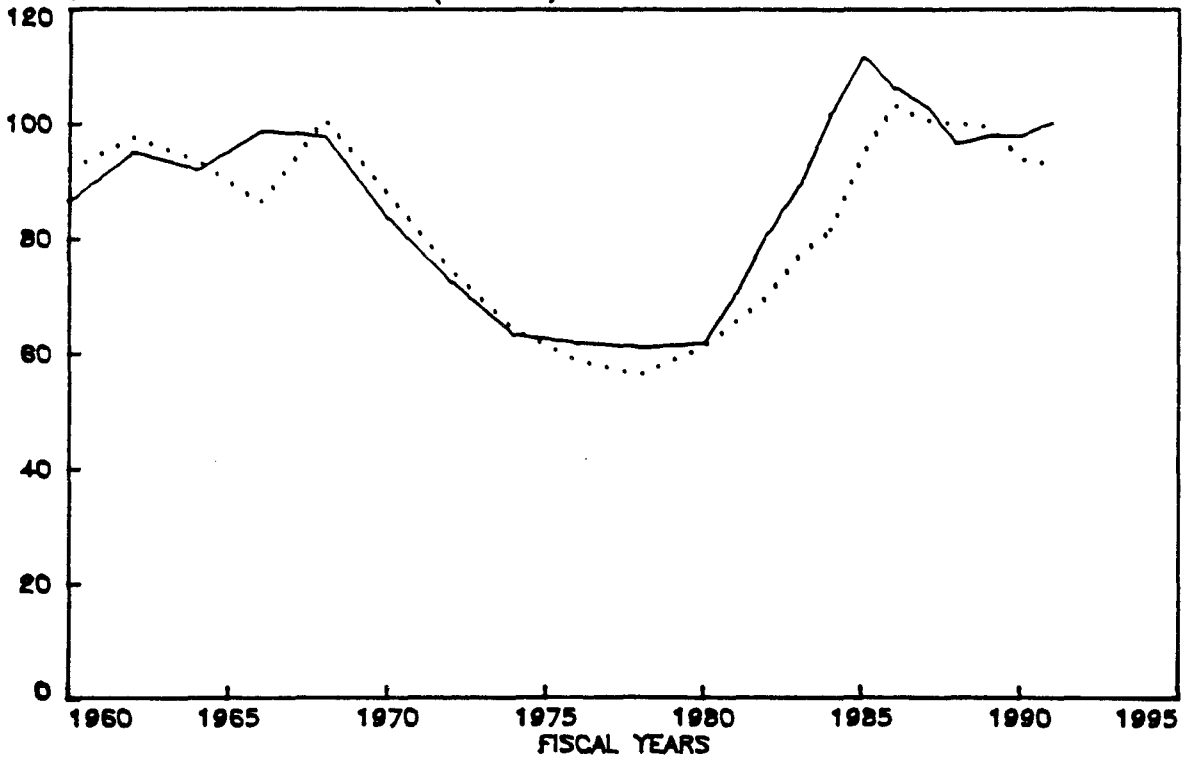


TABLE A-12

**AIR FORCE BUDGET TRENDS**  
(Dollars in Billions)

FISCAL YEAR	TOA		OUTLAYS	
	THEN-YEAR DOLLARS	CONSTANT 90 DOLLARS	THEN-YEAR DOLLARS	CONSTANT 90 DOLLARS
1960	7.7	86.4	19.3	91.9
1961	20.1	96.3	19.8	92.0
1962	19.7	94.9	20.8	97.7
1963	20.4	96.6	20.6	96.3
1964	20.0	91.9	20.5	93.6
1965	19.4	86.9	18.1	81.8
1966	23.3	98.6	20.1	86.2
1967	24.3	98.8	22.9	93.9
1968	25.0	97.7	25.7	100.8
1969	25.9	96.5	25.9	97.4
1970	23.9	83.4	24.9	87.8
1971	23.0	76.1	23.8	79.5
1972	23.8	72.3	24.0	74.4
1973	24.7	69.0	23.6	68.6
1974	24.8	63.1	23.9	64.1
1975	26.0	60.1	25.0	59.1
1976 1/	28.4	61.7	26.4	58.8
1977	31.1	62.5	27.9	57.7
1978	32.9	61.0	29.2	56.4
1979	34.9	59.2	32.3	57.8
1980	41.6	61.9	39.0	61.3
1981	52.4	70.5	46.7	65.5
1982	65.0	81.2	55.1	70.1
1983 2/	73.5	89.4	62.9	77.3
1984	85.4	101.7	68.6	81.4
1985	96.5	111.8	82.0	94.8
1986	93.9	106.3	91.2	103.4
1987	93.9	103.1	91.1	100.6
1988	90.5	96.5	93.1	100.1
1989 3/	95.2	98.0	95.9	99.6
1990 3/	98.0	98.0	93.9	93.9
1991 3/	103.2	100.3	96.2	93.2

## Footnotes:

- 1/ Excludes Transition Quarter.  
 2/ Air Force assumed funding responsibility for Family Housing from DoD as of FY 1983.  
 3/ Estimated.


OPR: SAF/FMBMC, Mr D Sutor, Ext 54938.



FIGURE A-9

AIR FORCE TOTAL OBLIGATIONAL AUTHORITY (TOA)  
BY MAJOR FORCE PROGRAM CATEGORIES

MFP  
1,2,3,4 & 11



MFP  
5



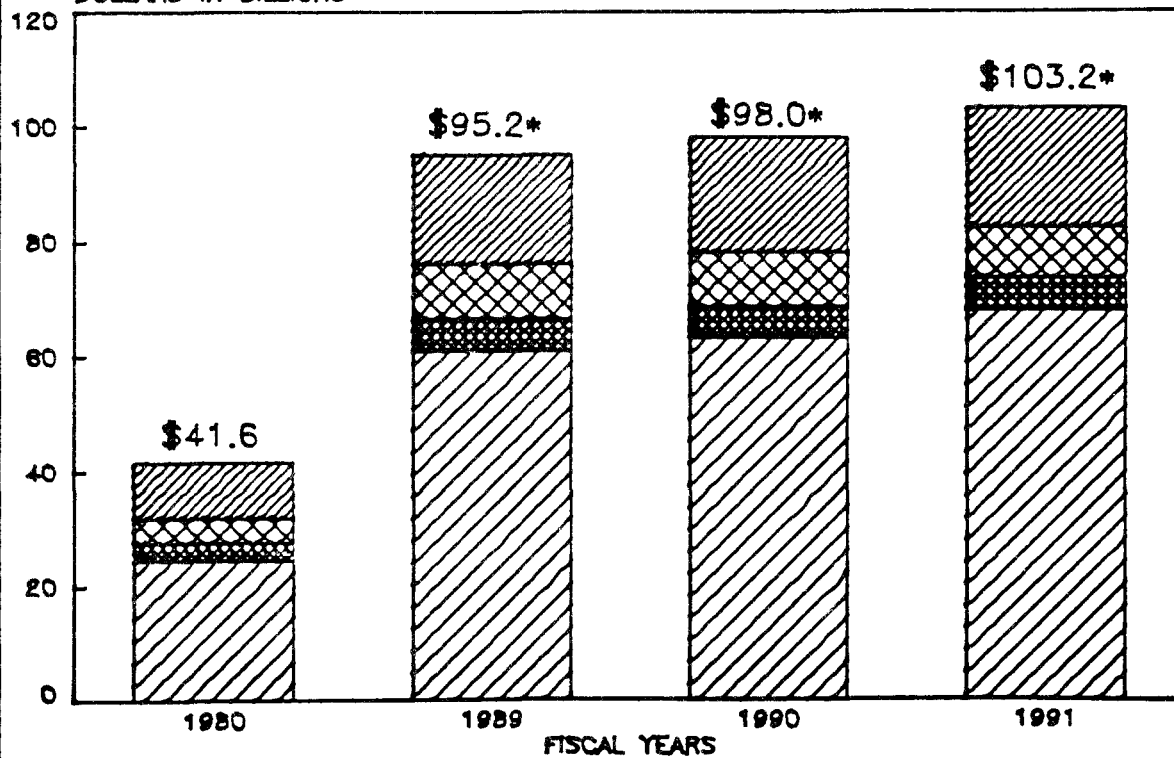
MFP  
6



MFP  
7,8,9 & 10



DOLLARS IN BILLIONS



\* ESTIMATE.

**TABLE A-13**  
**AIR FORCE TOA BY MAJOR FORCE PROGRAM**  
(Dollars in Billions)

MAJOR FORCE PROGRAM	FY 80	FY 88	(Est) FY 89	(Est) FY 90	(Est) FY 91
<b>THEN-YEAR DOLLARS</b>					
TOTAL 1/	41.6	90.5	95.2	98.0	103.2
Strategic Forces	6.6	13.3	14.5	15.1	17.3
General Purpose Forces	11.6	22.2	22.7	22.6	24.2
Intelligence & Communications	4.7	16.5	17.6	18.3	19.2
Airlift & Sealift	2.2	4.0	4.7	5.8	6.5
Guard & Reserve Forces	3.1	5.3	5.6	5.5	5.6
Research & Development	4.2	10.1	9.5	9.4	8.9
Central Supply & Maintenance	4.5	7.7	8.5	8.8	8.8
Tng, Med, & Other Pers Activities	3.9	9.0	9.2	9.8	10.4
Admin & Associated Activities	0.5	1.3	1.3	1.3	1.4
Support of Other Nations	0.3	0.1	0.1	0.1	0.1
Special Operations Forces	-	1.0	1.5	1.4	0.8

<b>CONSTANT FY 90 DOLLARS</b>					
Total 1/	62.5	96.5	98.0	98.0	100.3
Strategic Forces	9.4	14.1	14.9	15.1	16.9
General Purpose Forces	17.2	23.5	23.4	22.6	23.5
Intelligence & Communications	7.4	17.7	18.2	18.3	18.6
Airlift & Sealift	3.5	4.3	4.9	5.8	6.4
Guard & Reserve Forces	3.8	5.6	5.7	5.5	5.4
Research & Development	6.6	10.8	9.8	9.4	8.6
Central Supply & Maintenance	7.2	8.3	8.7	8.8	8.5
Tng, Med, & Other Pers Activities	6.3	9.7	9.5	9.8	10.1
Admin & Associated Activities	0.9	1.4	1.3	1.3	1.3
Support of Other Nations	0.4	0.1	0.1	0.1	0.1
Special Operations Forces	0.0	1.0	1.6	1.4	0.8

Footnote:

1/ Totals may not add due to rounding.

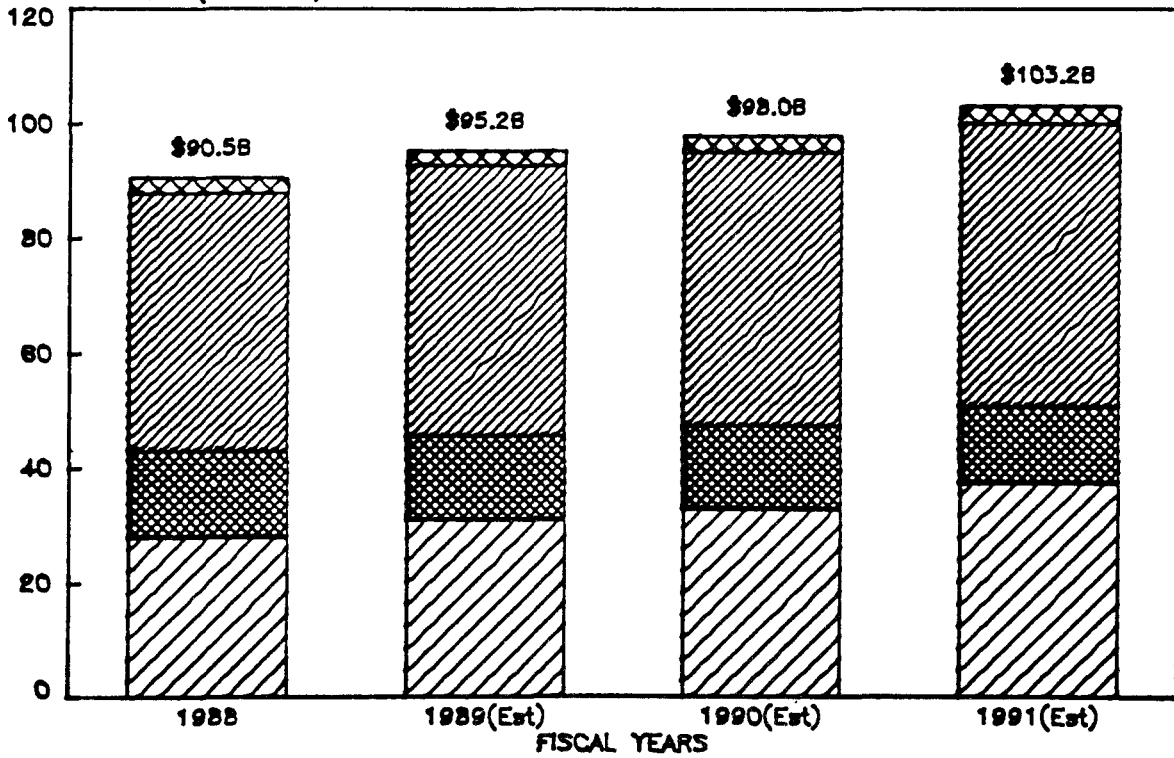
OPR: SAF/FMBMC, Capt G Williams, Ext 43642, 5D110.

FIGURE A-10

AIR FORCE TOTAL OBLIGATIONAL AUTHORITY (TOA)  
BY BUDGET APPROPRIATION CATEGORIES

PROCUREMENT 
 R&D 
 O&M/  
MILPERS 
 OTHER\* 

DOLLARS (BILLIONS)



\* INCLUDES MILCON, AF STOCK FUND AND MILITARY FAMILY HOUSING, OPERATIONS AND DEBT.

TABLE A-14

AIR FORCE TOA BY APPROPRIATION  
THEN-YEAR DOLLARS (BILLIONS)

	FY 80	FY 88	(Est) FY 89	(Est) FY 90	(Est) FY 91
<b>TOTAL 1/</b>	<b>\$41.6</b>	<b>\$90.5</b>	<b>\$95.2</b>	<b>\$98.0</b>	<b>\$103.2</b>
3010 Aircraft Procurement	\$7.9	\$12.8	\$15.6	\$16.8	\$18.2
3020 Missile Procurement	\$2.1	\$7.2	\$7.1	\$7.4	\$10.1
3080 Other Procurement	\$2.7	\$7.9	\$8.2	\$8.6	\$9.1
3600 RDT&E	\$5.0	\$15.1	\$14.7	\$14.6	\$13.5
3400 O&M	\$12.4	\$20.3	\$22.0	\$22.8	\$23.5
3740 O&M - AFR	\$0.5	\$1.0	\$1.1	\$1.0	\$1.0
3840 O&M - ANG	\$1.3	\$2.0	\$2.0	\$2.0	\$2.2
3500 Military Personnel	\$8.5	\$20.0	\$20.3	\$20.2	\$20.6
3700 AFR Personnel	\$0.2	\$0.6	\$0.7	\$0.7	\$0.7
3850 ANG Personnel	\$0.3	\$1.0	\$1.0	\$1.0	\$1.1
3300 MILCON	\$0.6	\$1.3	\$1.2	\$1.4	\$1.6
3730 MILCON - AFR	\$0.0	\$0.1	\$0.1	\$0.0	\$0.0
3830 MILCON - ANG	\$0.0	\$0.2	\$0.2	\$0.2	\$0.1
4921 AF Stock Fund	\$0.0	\$0.2	\$0.2	\$0.3	\$0.3
MFH Const/Oper/Debt	\$0.0	\$0.9	\$0.9	\$1.0	\$1.1

Footnote:

1/ Totals may not add due to rounding.

OPR: SAF/FMBMC, Capt G Williams, Ext 43642.

TABLE A-15

AIR FORCE TOA BY APPROPRIATION  
CONSTANT FY 90 DOLLARS (BILLIONS)

	FY 80	FY 88	(Est) FY 89	(Est) FY 90	(Est) FY 91
TOTAL 1/	\$62.5	\$96.5	\$98.0	\$98.0	\$100.3
3010 Aircraft Procurement	\$12.1	\$13.6	\$16.1	\$16.8	\$17.8
3020 Missile Procurement	\$3.4	\$7.7	\$7.3	\$7.4	\$9.8
3080 Other Procurement	\$4.0	\$8.5	\$8.4	\$8.6	\$8.8
3600 RDT&E	\$7.8	\$16.1	\$15.2	\$14.6	\$13.1
3400 O&M	\$17.0	\$21.5	\$22.5	\$22.8	\$22.8
3740 O&M - AFR	\$0.7	\$1.0	\$1.1	\$1.0	\$1.0
3840 O&M - ANG	\$1.0	\$2.0	\$2.0	\$2.0	\$2.1
3500 Military Personnel	\$14.5	\$21.5	\$21.0	\$20.2	\$19.9
3700 AFR Personnel	\$0.4	\$0.7	\$0.7	\$0.7	\$0.7
3850 ANG Personnel	\$0.5	\$1.1	\$1.1	\$1.0	\$1.1
3300 MILCON	\$0.8	\$1.4	\$1.3	\$1.4	\$1.6
3730 MILCON - AFR	\$0.0	\$0.1	\$0.1	\$0.0	\$0.0
3830 MILCON - ANG	\$0.1	\$0.2	\$0.2	\$0.2	\$0.1
4921 AF Stock Fund	\$0.0	\$0.2	\$0.2	\$0.3	\$0.3
MFH Const/Oper/Debt	\$0.0	\$1.0	\$0.9	\$1.0	\$1.1

Footnote:

1/ Totals may not add due to rounding.

OPR: SAF/FMBMC, Capt G Williams, Ext 436742.

TABLE A-16

**AIR FORCE ANNUAL PERSONNEL OUTLAYS**  
(Then-Year Dollars in Millions)

FISCAL YEAR	MILITARY	CIVILIAN
FY 77	\$7,169	\$4,222
FY 78	7,568	4,632
FY 79	7,889	4,866
FY 80	3,491	5,293
FY 81	9,834	5,676
FY 82	11,449	6,075
FY 83	12,180	6,349
FY 84	12,893	6,315
FY 85 1/	19,371	5,277
FY 86	25,786	5,314
FY 87	21,209	7,250
FY 88	20,733	7,398
FY 89 2/	21,845	7,799
FY 90 2/	21,749	8,042
FY 91 2/	22,191	8,293

## Footnotes:

1/ Military retired pay accrual begun in FY 85.

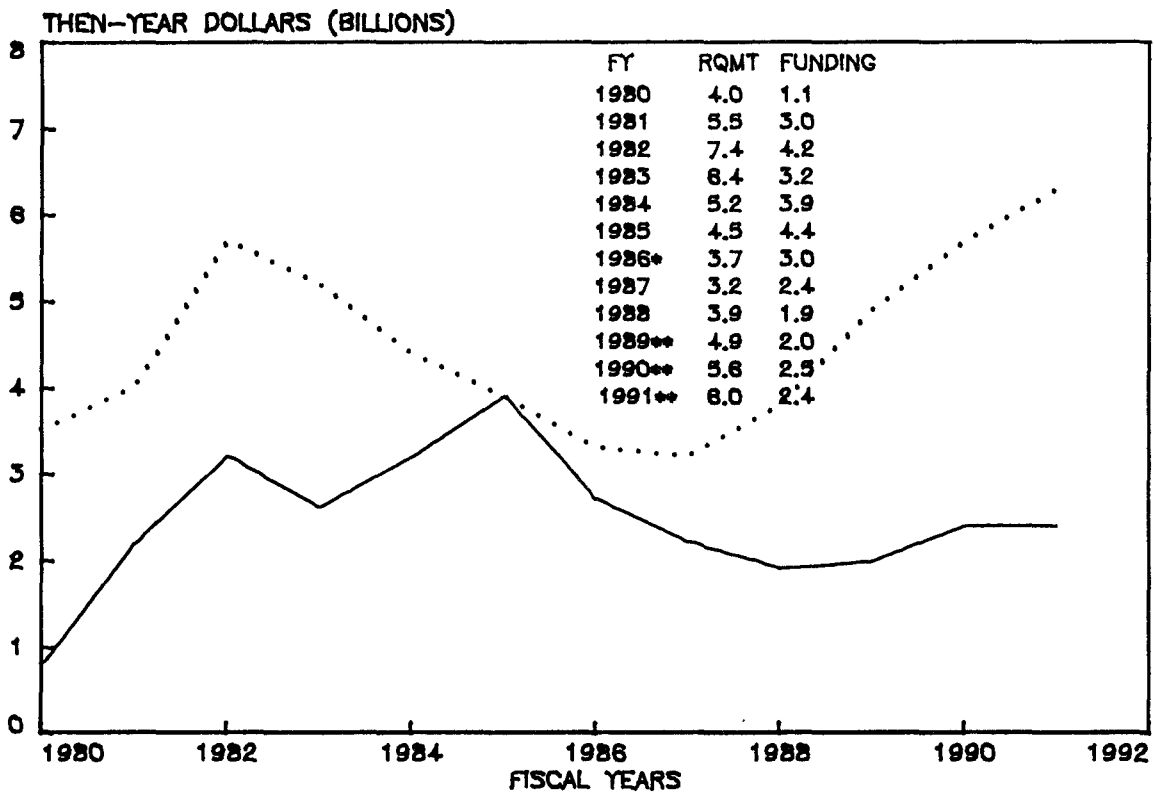
2/ Estimate.

OPR: SAF/FMBMC, Mr D Sutor, Ext 54938, 5C129.

FIGURE A-11

REPLENISHMENT SPARES  
REQUIREMENTS vs FUNDING

REQUIREMENTS      FUNDING  
.....                      \_\_\_\_\_



- \* EXCLUDES TRANSITION PERIOD.
- \*\* ESTIMATE.

NOTE: THE SHADED AREA REPRESENTS UNFUNDED REQUIREMENTS.

TABLE A-17

AIRCRAFT REPLENISHMENT SPARES  
(Dollars in Millions)

	FY 88	(EST) FY 89	(EST) FY 90	(EST) FY 91
<b>BP 1500 (DIRECT AUTHORITY) TOTAL</b>	<b>\$1,895.3</b>	<b>\$1,986.5</b>	<b>\$2,526.3</b>	<b>\$2,324.6</b>
WARTIME RESERVE MATERIEL (WRM) WRSK/BLSS	187.1	0.0	242.0	135.4
PEACETIME OPERATING STOCKS (POS)	1708.2	1986.5	2284.3	2288.2
<b>BP 1800 (REP SPARES AUTHORITY) TOTAL</b>	<b>\$170.0</b>	<b>\$170.0</b>	<b>\$170.0</b>	<b>\$170.0</b>
PEACETIME OPERATING STOCKS (POS)	170.0	170.0	170.0	170.0

OPR: SAF/FMBIA, Ms P Jernigan, Ext 45700.



FIGURE A-12

O&M FUNDING  
BY MAJOR COMMODITY GROUP

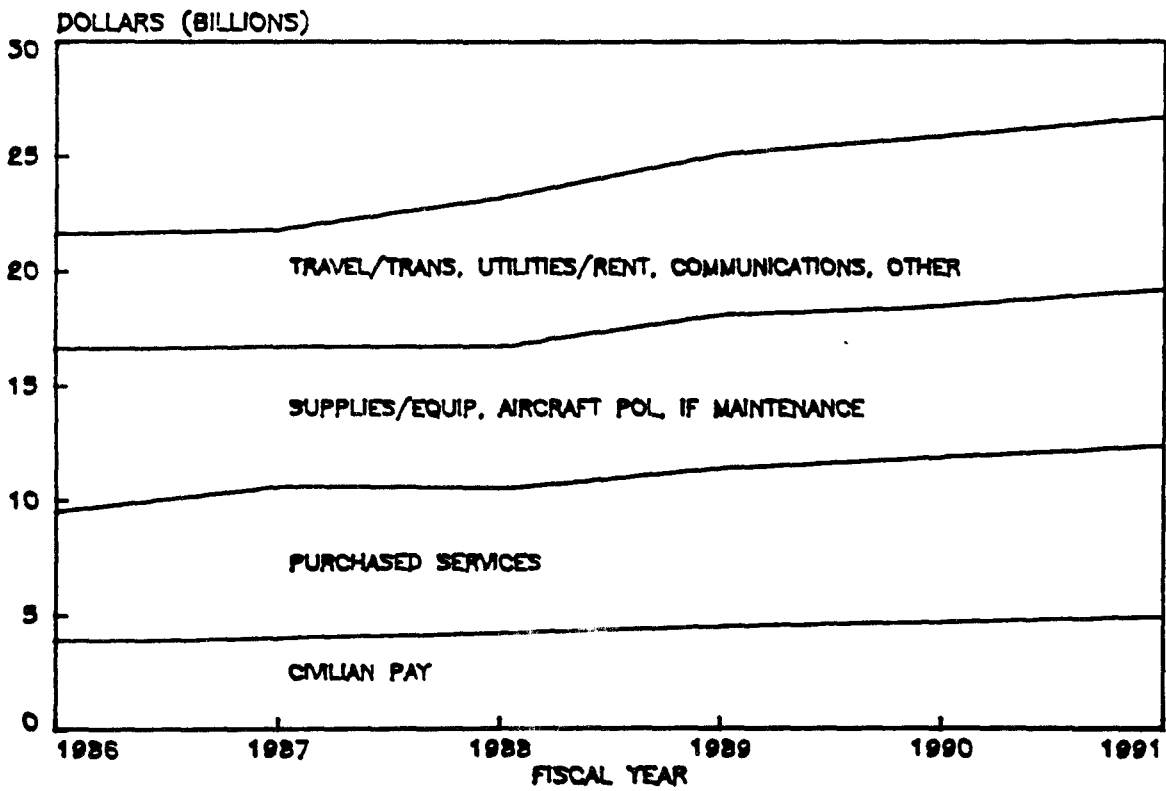


TABLE A-18

O&M FUNDING DETAIL BY  
 MAJOR FORCE PROGRAM AND COMMODITY GROUP 1/  
 (Then-Year Dollars in Billions)

	FY 88	(Est) FY 89	(Est) FY 90	(Est) FY 91
<b>MAJOR FORCE PROGRAM</b>				
STRATEGIC FORCES	\$3.0	\$3.2	\$3.2	\$3.3
GENERAL PURPOSE FORCES	4.3	4.4	4.4	4.6
INTELLIGENCE	2.2	2.5	2.7	2.8
MILITARY AIRLIFT	1.0	1.1	1.1	1.2
RESERVE FORCES	2.9	3.1	3.0	3.2
CENTRAL SUPPLY & MAINT	6.3	6.9	7.2	7.3
TRAINING & MEDICAL	2.9	3.1	3.4	3.5
SPECIAL OPERATIONS FORCES	0.1	0.2	0.2	0.2
ALL OTHER MAJOR FORCE PROG	0.6	0.6	0.7	0.7
<b>TOTAL 3/</b>	<b>\$23.3</b>	<b>\$25.1</b>	<b>\$25.9</b>	<b>\$26.8</b>
<b>COMMODITY GROUP</b>				
CIVILIAN PAY	\$4.2	\$4.5	\$4.7	\$4.9
TRAVEL & TRANSPORTATION	1.1	1.2	1.3	1.4
UTILITIES & RENT	0.5	0.5	0.6	0.6
COMMUNICATIONS	0.6	0.6	0.7	0.7
SUPPLIES & EQUIPMENT	2.3	2.5	2.5	2.6
IF MAINTENANCE	2.4	2.7	2.8	2.9
PURCHASED SERVICES	6.3	6.9	7.2	7.5
AIRCRAFT POL	1.5	1.5	1.3	1.3
OTHER EXPENSES 2/	4.4	4.7	4.8	4.8
<b>TOTAL 3/</b>	<b>\$23.3</b>	<b>\$25.1</b>	<b>\$25.9</b>	<b>\$26.7</b>

Footnotes:

1/ Real Growth: FY 88-89 (4.6%), FY 89-90 (estimated at 0.7%), and FY 90-91 (estimated at 0.6%).

2/ Includes AFRES and ANG.

3/ Totals may not add due to rounding.

OPR: SAF/FMBOI, Mrs M Riley, Ext 44096.

TABLE A-19

USAF OFFICIAL  
RAW INFLATION INDICES BY APPROPRIATION, 1950-2000 1/  
FY 90 BASE YEAR, AS OF DEC 88

## NON-PAY

FISCAL YEAR	O&M:EXC PAY/POL AP 3400	RDT&E AP 3600	MILCON AP 3300	AIRCRAFT/ MISSILE PROCURE'T AP 3010/20	OTHER PROCURE'T AP 3080	FUEL AP 3400
1950	0.181	0.184	0.180	0.169	0.183	0.363
1951	0.192	0.196	0.192	0.180	0.195	0.398
1952	0.198	0.202	0.198	0.185	0.201	0.384
1953	0.201	0.205	0.201	0.188	0.204	0.389
1954	0.204	0.208	0.204	0.190	0.207	0.382
1955	0.207	0.211	0.207	0.193	0.210	0.407
1956	0.212	0.217	0.212	0.199	0.215	0.424
1957	0.220	0.225	0.220	0.206	0.223	0.456
1958	0.226	0.230	0.225	0.211	0.229	0.461
1959	0.230	0.234	0.229	0.215	0.233	0.472
1960	0.234	0.239	0.234	0.219	0.238	0.468
1961	0.237	0.242	0.237	0.222	0.241	0.478
1962	0.241	0.245	0.240	0.225	0.244	0.472
1963	0.245	0.249	0.245	0.229	0.248	0.473
1964	0.248	0.253	0.248	0.232	0.252	0.475
1965	0.253	0.258	0.253	0.236	0.256	0.481
1966	0.260	0.265	0.259	0.243	0.263	0.497
1967	0.268	0.273	0.268	0.250	0.272	0.514
1968	0.278	0.283	0.277	0.259	0.282	0.532
1969	0.291	0.296	0.290	0.272	0.295	0.549
1970	0.307	0.313	0.306	0.287	0.311	0.571
1971	0.322	0.329	0.322	0.301	0.327	0.596
1972	0.337	0.344	0.337	0.315	0.342	0.619
1973	0.352	0.359	0.352	0.329	0.357	0.645
1974	0.379	0.387	0.379	0.355	0.385	0.683
1975	0.420	0.429	0.420	0.393	0.426	0.786
1976	0.449	0.458	0.449	0.420	0.456	0.845
1977	0.464	0.474	0.464	0.434	0.471	0.879
1978	0.480	0.489	0.480	0.449	0.487	0.914
1979	0.518	0.523	0.512	0.479	0.520	0.979
1980	0.565	0.567	0.561	0.521	0.565	1.131
1981	0.620	0.620	0.620	0.571	0.620	2.043
1982	0.694	0.694	0.694	0.639	0.694	2.419
1983	0.757	0.757	0.757	0.701	0.757	2.381
1984	0.794	0.794	0.794	0.764	0.794	2.138
1985	0.825	0.825	0.825	0.825	0.825	1.941
1986	0.853	0.853	0.853	0.853	0.853	1.858
1987	0.877	0.877	0.877	0.877	0.877	1.451
1988	0.900	0.900	0.900	0.900	0.900	1.332
1989	0.928	0.928	0.928	0.928	0.928	1.113
1990	0.965	0.965	0.965	0.965	0.965	1.114
1990	1.000	1.000	1.000	1.000	1.000	1.000

TABLE A-19 (CONT'D)

USAF OFFICIAL  
 RAW INFLATION INDICES BY APPROPRIATION, 1950-2000 1/  
 FY 90 BASE YEAR, AS OF DEC 88

NON-PAY

FISCAL YEAR	O&M:EXC PAY/POL AP 3400	RDT&E AP 3600	MILCON AP 3300	AIRCRAFT/ MISSILE PROCURE'T AP 3010/20	OTHER PROCURE'T AP 3080	FUEL AP 3400
1991	1.033	1.033	1.033	1.033	1.033	1.052
1992	1.062	1.062	1.062	1.062	1.062	1.114
1993	1.086	1.086	1.086	1.086	1.086	1.174
1994	1.106	1.106	1.106	1.106	1.106	1.231
1995	1.126	1.126	1.126	1.126	1.126	1.291
1996	1.146	1.146	1.146	1.146	1.146	1.354
1997	1.167	1.167	1.167	1.167	1.167	1.420
1998	1.188	1.188	1.188	1.188	1.188	1.489
1999	1.209	1.209	1.209	1.209	1.209	1.561
2000	1.231	1.231	1.231	1.231	1.231	1.637

PAY

FISCAL YEAR	MILITARY				CIVILIAN	BLANK COLUMN
	BASE PAY AP 3500 2/	OTHER AP 3500 3/	TOTAL AP 3500	RETIRE'T AP 3500 4/	GS/WAGE AP 3400 5/	
1950	0.119	0.180	0.126	0.106	0.103	-
1951	0.124	0.194	0.128	0.171	0.102	-
1952	0.123	0.195	0.132	0.167	0.109	-
1953	0.132	0.196	0.139	0.170	0.112	-
1954	0.131	0.192	0.139	0.158	0.118	-
1955	0.135	0.198	0.142	0.168	0.126	-
1956	0.142	0.206	0.150	0.180	0.135	-
1957	0.139	0.214	0.148	0.187	0.140	-
1958	0.147	0.235	0.158	0.188	0.158	-
1959	0.157	0.239	0.167	0.201	0.169	-
1960	0.159	0.239	0.169	0.200	0.174	-
1961	0.160	0.243	0.171	0.199	0.187	-
1962	0.159	0.246	0.170	0.199	0.192	-
1963	0.161	0.246	0.172	0.198	0.199	-
1964	0.175	0.256	0.186	0.206	0.208	-
1965	0.182	0.265	0.193	0.209	0.221	-
1966	0.185	0.277	0.207	0.219	0.229	-
1967	0.204	0.297	0.219	0.227	0.238	-
1968	0.215	0.313	0.231	0.234	0.247	-
1969	0.232	0.319	0.246	0.247	0.263	-
1970	0.267	0.330	0.277	0.266	0.294	-
1971	0.290	0.345	0.298	0.294	0.319	-
1972	0.339	0.358	0.342	0.313	0.345	-
1973	0.380	0.375	0.380	0.332	0.365	-
1974	0.406	0.415	0.407	0.364	0.398	-

TABLE A-19 (CONT'D)

USAF OFFICIAL  
RAW INFLATION INDICES BY APPROPRIATION, 1950-2000 1/  
FY 90 BASE YEAR, AS OF DEC 88

## PAY

FISCAL YEAR	MILITARY				CIVILIAN	BLANK COLUMN
	BASE PAY AP 3500 2/	OTHER AP 3500 3/	TOTAL AP 3500	RETIRED AP 3500 4/	GS/WAGE AP 3400 5/	
1975	0.432	0.440	0.433	0.416	0.430	-
1976	0.454	0.465	0.456	0.462	0.456	-
1977	0.467	0.477	0.469	0.475	0.486	-
1978	0.480	0.490	0.482	0.489	0.507	-
1979	0.514	0.517	0.515	0.526	0.547	-
1980	0.544	0.558	0.547	0.569	0.580	-
1981	0.583	0.599	0.586	0.638	0.619	-
1982	0.676	0.744	0.685	0.709	0.673	-
1983	0.768	0.789	0.771	0.756	0.711	-
1984	0.799	0.822	0.802	0.800	0.744	-
1985	0.823	0.848	0.826	0.827	0.767	-
1986	0.856	0.873	0.857	0.856	0.810	-
1987	0.890	0.894	0.890	0.890	0.818	-
1988	0.910	0.914	0.911	0.910	0.863	-
1989	0.931	0.938	0.932	0.931	0.941	-
1990	0.964	0.970	0.965	0.964	0.974	-
1991	1.000	1.000	1.000	1.000	1.000	-
1992	1.033	1.025	1.032	1.033	1.027	-
1993	1.065	1.049	1.063	1.065	1.056	-
1994	1.096	1.069	1.093	1.096	1.082	-
1995	1.129	1.086	1.124	1.129	1.103	-
1996	1.163	1.102	1.156	1.163	1.123	-
1997	1.198	1.119	1.188	1.198	1.143	-
1998	1.234	1.136	1.222	1.234	1.164	-
1999	1.271	1.154	1.256	1.271	1.185	-
2000	1.309	1.171	1.292	1.309	1.206	-
2000	1.348	1.189	1.328	1.348	1.228	-

## Footnotes:

1/ Raw indices are used to convert constant dollars in one year to constant dollars in another year. Always use raw indices when dealing with outlays. Use weighted indices to convert constant to then-year dollars and vice versa.

2/ Base Pay includes Basic Pay, Reenlistment Bonuses, Separation Payments, FICA, Death Gratuities, Continuation Pay for Physicians and Dentists, BAQ, and several categories of Subsistence Pay.

3/ Other Expenses includes Incentive Pay, Proficiency Pay, Interest on Savings, Flight Pay, Optometrist Pay, Enlistment Bonuses, Hostile Fire Pay, Clothing Allowance, Subsistence-in-Kind, Family Separation Pay, Station Allowance Overseas, PCS, and other items.

4/ Civilian Pay covers General Service (GS), General Management (GM), Wage Board, & Foreign Nationals (both direct and indirect hires).

OPR: AFCSTC, Mr W Hosey, (Commercial) 703-746-5561.

TABLE A-20

USAF OFFICIAL  
WEIGHTED INFLATION INDICES BY APPROPRIATION, 1950-2000 1/  
(Based on OSD Raw Inflation & Outlay Rates, as of Oct 1989)  
BASE YEAR FY 90

## PROCUREMENT APPROPRIATIONS

FISCAL YEAR	2/ AIRCRAFT SPECIAL	AIRCRAFT OTHER	2/ MISSILE SPECIAL	MISSILE OTHER	2/ OTHER SPECIAL	OTHER
	AP 3010	AP 3010	AP 3020	AP 3020	AP 3080	AP 3080
1950	0.182	0.181	0.178	0.180	0.185	0.194
1951	0.187	0.186	0.184	0.185	0.196	0.201
1952	0.189	0.189	0.188	0.189	0.202	0.205
1953	0.192	0.192	0.190	0.192	0.205	0.208
1954	0.196	0.196	0.193	0.195	0.208	0.211
1955	0.203	0.201	0.198	0.200	0.211	0.217
1956	0.208	0.207	0.205	0.207	0.217	0.223
1957	0.213	0.212	0.210	0.212	0.225	0.229
1958	0.217	0.216	0.214	0.216	0.230	0.233
1959	0.220	0.220	0.218	0.220	0.234	0.238
1960	0.224	0.223	0.221	0.223	0.239	0.241
1961	0.227	0.227	0.224	0.226	0.241	0.245
1962	0.231	0.230	0.228	0.230	0.245	0.459
1963	0.234	0.234	0.232	0.234	0.249	0.253
1964	0.240	0.239	0.236	0.239	0.253	0.258
1965	0.247	0.246	0.242	0.245	0.258	0.265
1966	0.255	0.255	0.249	0.253	0.265	0.274
1967	0.266	0.265	0.258	0.263	0.274	0.284
1968	0.280	0.278	0.270	0.276	0.285	0.297
1969	0.294	0.292	0.284	0.290	0.298	0.313
1970	0.309	0.307	0.299	0.305	0.315	0.329
1971	0.323	0.322	0.313	0.320	0.331	0.345
1972	0.343	0.341	0.328	0.338	0.346	0.363
1973	0.375	0.369	0.351	0.364	0.364	0.390
1974	0.407	0.408	0.382	0.396	0.394	0.444
1975	0.435	0.442	0.410	0.430	0.430	0.483
1976	0.465	0.488	0.450	0.477	0.461	0.545
1977	0.502	0.505	0.474	0.499	0.492	0.551
1978	0.548	0.550	0.542	0.535	0.526	0.601
1979	0.562	0.612	0.567	0.591	0.598	0.660
1980	0.575	0.685	0.626	0.674	0.632	0.729
1981	0.656	0.746	0.694	0.739	0.700	0.781
1982	0.703	0.785	0.739	0.791	0.764	0.809
1983	0.771	0.832	0.791	0.837	0.803	0.840
1984	0.830	0.867	0.840	0.872	0.831	0.866
1985	0.857	0.896	0.865	0.895	0.859	0.893
1986	0.881	0.921	0.888	0.933	0.881	0.919
1987	0.905	0.954	0.924	0.968	0.909	0.953
1988	0.935	0.988	0.948	1.002	0.936	0.987
1989	0.971	1.021	0.984	1.034	0.972	1.020
1990	1.006	1.051	1.018	1.062	1.007	1.050

TABLE A-20 (CONT'D)

USAF OFFICIAL  
 WEIGHTED INFLATION INDICES BY APPROPRIATION, 1950-2000 1/  
 (Based on OSD Raw Inflation & Outlay Rates, as of Oct 1989)  
 BASE YEAR FY 90

PROCUREMENT APPROPRIATIONS

FISCAL YEAR	2/ AIRCRAFT SPECIAL AP 3010	AIRCRAFT OTHER AP 3010	2/ MISSILE SPECIAL AP 3020	MISSILE OTHER AP 3020	2/ OTHER SPECIAL AP 3080	OTHER AP 3080
1991	1.038	1.077	1.048	1.087	1.039	1.076
1992	1.066	1.100	1.075	1.108	1.067	1.099
1993	1.090	1.120	1.097	1.129	1.090	1.120
1994	1.109	1.140	1.117	1.149	1.110	1.140
1995	1.129	1.161	1.137	1.169	1.130	1.160
1996	1.150	1.182	1.157	1.190	1.150	1.181
1997	1.170	1.203	1.178	1.212	1.171	1.202
1998	1.191	1.225	1.200	1.234	1.192	1.224
1999	1.213	1.247	1.221	1.256	1.241	1.246
2000	1.235	1.269	1.243	1.278	1.235	1.269

NON-PROCUREMENT APPROPRIATIONS

FISCAL YEAR	O&M: EXC PAY/POL AP 3400	RDT&E AP 3600	MILCON AF AP 3300	MILCON ANG AP 3830	MILCON AFR AP 3730	BLANK COLUMN
1950	0.182	0.188	0.190	0.190	0.190	-
1951	0.193	0.198	0.197	0.197	0.197	-
1952	0.198	0.203	0.202	0.202	0.202	-
1953	0.202	0.206	0.205	0.205	0.205	-
1954	0.204	0.209	0.208	0.208	0.208	-
1955	0.208	0.213	0.213	0.213	0.213	-
1956	0.213	0.219	0.220	0.220	0.220	-
1957	0.221	0.227	0.225	0.225	0.225	-
1958	0.226	0.232	0.230	0.230	0.230	-
1959	0.230	0.236	0.234	0.234	0.234	-
1960	0.235	0.240	0.238	0.238	0.238	-
1961	0.238	0.243	0.241	0.241	0.241	-
1962	0.241	0.247	0.245	0.245	0.245	-
1963	0.245	0.251	0.249	0.249	0.249	-
1964	0.249	0.255	0.255	0.255	0.255	-
1965	0.254	0.260	0.261	0.261	0.261	-
1966	0.261	0.268	0.270	0.270	0.270	-
1967	0.269	0.277	0.280	0.280	0.280	-
1968	0.279	0.288	0.292	0.292	0.292	-
1969	0.293	0.302	0.308	0.308	0.308	-
1970	0.309	0.318	0.324	0.324	0.324	-
1971	0.324	0.334	0.340	0.340	0.340	-
1972	0.339	0.350	0.358	0.358	0.358	-
1973	0.355	0.369	0.384	0.384	0.384	-
1974	0.385	0.399	0.417	0.417	0.417	-

TABLE A-20 (CONT'D)

USAF OFFICIAL  
WEIGHTED INFLATION INDICES BY APPROPRIATION, 1950-2000 1/  
(Based on OSD Raw Inflation & Outlay Rates, as of Oct 1989)  
BASE YEAR FY 90

## NON-PROCUREMENT APPROPRIATIONS

FISCAL YEAR	O&M: EXC PAY/POL AP 3400	RDT&E AP 3600	MILCON AF AP 3300	MILCON ANG AP 3830	MILCON AFR AP 3730	BLANK COLUMN
1975	0.424	0.437	0.452	0.452	0.452	-
1976	0.454	0.475	0.485	0.485	0.485	-
1977	0.485	0.503	0.521	0.521	0.521	-
1978	0.524	0.545	0.566	0.566	0.566	-
1979	0.573	0.588	0.668	0.668	0.668	-
1980	0.631	0.654	0.704	0.720	0.696	-
1981	0.703	0.724	0.760	0.762	0.753	-
1982	0.769	0.774	0.814	0.807	0.806	-
1983	0.804	0.801	0.848	0.852	0.831	-
1984	0.834	0.841	0.873	0.872	0.862	-
1985	0.863	0.868	0.892	0.886	0.888	-
1986	0.887	0.891	0.919	0.906	0.910	-
1987	0.915	0.920	0.947	0.939	0.943	-
1988	0.944	0.955	0.981	0.979	0.977	-
1989	0.980	0.990	1.015	1.013	1.011	-
1990	1.014	1.023	1.046	1.044	1.043	-
1991	1.045	1.053	1.073	1.071	1.070	-
1992	1.072	1.079	1.096	1.095	1.093	-
1993	1.095	1.101	1.117	1.115	1.114	-
1994	1.115	1.121	1.137	1.135	1.134	-
1995	1.135	1.141	1.157	1.156	1.154	-
1996	1.155	1.161	1.178	1.176	1.175	-
1997	1.176	1.182	1.199	1.198	1.196	-
1998	1.197	1.204	1.221	1.219	1.218	-
1999	1.218	1.225	1.243	1.241	1.239	-
2000	1.240	1.247	1.265	1.263	1.262	-

## Footnotes:

1/ Table use: Weighted indices are used to convert constant dollars to then-year dollars and vice versa. Use raw indices to convert constant dollars in one year to constant dollars in another year. Weighted indices for each appropriation are based on outlay rates for TOA, excluding Pay and POL, and should be used accordingly. For Pay and Pol, use raw indices.

2/ "Special" appropriations refer to programs classified as SECRET.

OPR: AFCSTC, Mr W Hosey, (Commercial) 703-746-5561.



TABLE A-21

MILITARY AND CIVILIAN ANNUAL AVERAGE PAY, 1975-1991 1/  
(Thousands)

FISCAL YEAR	THEN-YEAR DOLLARS			CONSTANT FY 90 DOLLARS		
	OFFICER	ENLISTED	CIVILIAN	OFFICER	ENLISTED	CIVILIAN
1975	20.2	9.1	15.3	19.9	8.9	15.0
1976	21.4	9.4	16.3	21.1	9.1	16.0
1977	22.8	9.8	17.7	22.4	9.6	17.4
1978	24.2	10.3	19.1	23.8	10.1	18.8
1979	25.4	10.9	20.2	25.0	10.7	19.9
1980	27.8	11.8	21.4	27.4	11.6	21.1
1981	30.5	13.5	23.3	30.0	13.3	22.9
1982	35.0	15.4	24.9	34.5	15.1	24.5
1983	36.3	16.0	25.4	35.7	15.7	25.0
1984	39.9	18.3	26.0	39.3	18.0	25.6
1985 2/	54.0	24.0	27.9	53.2	23.6	27.5
1986 2/	55.4	24.7	27.9	54.6	24.3	27.5
1987 2/	57.2	25.5	29.0	56.4	25.1	28.6
1988 2/	59.4	26.9	30.8	58.5	26.5	30.3
1989 2/3/	62.2	27.9	32.6	61.3	27.5	32.1
1990 2/3/	63.5	28.1	33.9	62.6	27.7	33.4
1991 2/3/	65.6	28.7	34.9	64.6	28.3	34.4

Footnotes:

1/ Includes the following factors:

Military: Base pay; incentive, special and foreign duty pay; BAQ and subsistence, overseas station allowance; initial clothing allowance; family separation allowance; employer's FICA contribution; variable housing allowance, etc.(excludes PCS).

Civilian: Base pay; overtime pay; holiday pay; night differentials; COLA; Government cost for employee benefits; FICA as applicable; employer's retirement contribution, etc.

2/ Includes retirement accrual.

3/ Estimate.

OPR: AFCSTC/OSF, Mr W A Jameson, 703-746-5856.

TABLE  
A-22

MILITARY AND CIVILIAN PAY INCREASES, 1949-1989

EFFECTIVE DATE	MILITARY PAY 1/	CIVILIAN/ SALARIES 2/	EFFECTIVE DATE	MILITARY PAY 1/	CIVILIAN SALARIES 2/
Oct 28, 1949	-	4.1%	Nov 14, 1971	13.1%	-
Jul 1, 1951	-	10.0%	Jan 1, 1972	5.5%	5.5%
May 1, 1952	10.9%	-	Jan 1, 1973	5.1%	5.1
Mar 1, 1955	-	7.5%	Oct 1, 1973	4.8%	4.8
Apr 1, 1955	2.8%	-	Oct 1, 1974	5.5%	5.5%
Jan 1, 1958	-	10.0%	Oct 1, 1975	5.0%	5.0%
Jun 1, 1958	6.3%	-	Oct 1, 1976	4.8%	4.8%
Jul 1, 1960	-	7.7%	Oct 1, 1977	7.0%	7.0%
Oct 14, 1962	-	5.5%	Oct 1, 1978	5.5%	5.5%
Oct 1, 1963	8.4%	-	Oct 1, 1979	7.0%	7.0%
Jan 5, 1964	-	4.1%	Oct 1, 1980	11.7%	9.1%
Jul 1, 1964	-	4.2%	Oct 1, 1981	14.3%	4.8%
Sep 1, 1964	1.4%	-	Oct 1, 1982	4.0%	4.0%
Sep 1, 1965	6.4%	-	Jan 1, 1984	4.0%	3.5%
Oct 1, 1965	-	3.6%	Jan 1, 1985	4.0%	3.5%
Jul 1, 1966	2.8%	2.9%	Oct 1, 1985	3.5%	-
Oct 1, 1967	4.5%	4.5%	Jan 1, 1987	3.0%	3.0%
Jul 1, 1968	4.9%	4.9%	Jan 1, 1988	2.0%	2.0%
Jul 1, 1969	9.1%	9.1%	Jan 1, 1989	4.1%	4.1%
Jan 1, 1970	6.0%	6.0%			
Jan 1, 1971	6.0%	6.0%			

Footnotes:

1/ Includes Basic Pay, Allowance for Subsistence and Basic Allowance for Quarters.

2/ These pay increases apply to GS/GM employees only.

OPR: AFCSTC/OSF, Mr W A Jameson, 703-746-5856.

TABLE A-23

**RECAP: AF MILITARY PAY FACTORS BY GRADE 1/  
(Dollars in Thousands)**

GRADE	FY 86	FY 87	FY 88	FY 89	FY 90 2/	FY 91 2/
<b>OFFICERS</b>						
General 3/	115.0	121.4	125.2	127.8	124.9	127.7
Lieutenant General 3/	114.6	118.4	122.9	125.4	122.4	124.7
Major General 3/	114.7	117.0	120.0	126.5	123.4	123.9
Brigadier General 3/	104.2	110.2	111.2	115.2	112.8	112.3
Colonel	91.6	96.1	98.5	102.5	104.2	106.9
Lieutenant Colonel	78.6	82.4	84.2	88.0	89.0	91.7
Major	67.8	69.2	72.4	74.6	76.0	79.3
Captain	55.3	56.2	58.5	60.7	61.5	64.3
1st Lieutenant	42.4	44.7	44.9	46.2	45.6	47.6
2nd Lieutenant	32.3	34.7	34.1	34.8	35.0	37.3
<b>ENLISTED</b>						
Chief Master Sergeant	52.5	54.3	56.2	57.8	58.2	60.1
Senior Master Sergeant	44.6	46.0	47.5	48.8	49.2	51.0
Master Sergeant	38.5	39.7	41.0	42.1	42.4	43.8
Technical Sergeant	32.9	33.9	35.2	36.1	36.4	37.6
Staff Sergeant	27.6	28.6	29.8	30.5	30.8	31.7
Sergeant	23.7	24.4	25.4	25.7	26.0	26.8
Airman 1st Class	20.0	20.4	20.9	21.4	21.7	22.4
Airman	18.2	18.5	19.1	21.7	20.1	20.2
Airman Basic	15.6	15.7	16.2	16.7	16.9	17.1
<b>CADET</b>	7.6	7.8	8.1	10.5	10.9	8.8

## Footnotes:

1/ Includes 50.7% of Basic Pay in Retirement Accrual in FY 85, 49.2% in FY 86, 52.2% in FY 87, 51.2% in FY 88, 50.2% in FY 89, 43.9% in FY 90 and 43.2% in FY 91.

2/ Estimate.

3/ Rates reflect Basic Pay capped to comply with current ceiling on senior executives.

OPR: SAF/FMBOP, Ms A Rodriguez, Ext 50036, 4C239.

TABLE A-24

FY 89 MILITARY ANNUAL STANDARD COMPOSITE PAY  
 BASED ON FY 90-91 (AMENDED) BUDGET ESTIMATE SUBMISSION  
 Includes 4.1% Pay Raise Effective 1 Jan 89

GRADE	BASIC PAY	RETIRED PAY 2/ ACCRUAL	BAQ/ VHA	INCENT & SPEC PAY	MISC	RATE W/O PCS	PCS	3/ TOTAL
O-10 1/	75,500	37,901	945	2,919	8,140	125,405	2,408	127,813
O-9 1/	75,500	37,901	734	1,255	7,622	123,012	2,408	125,420
O-8 1/	75,500	37,901	2,197	907	7,565	124,070	2,408	126,478
O-7 1/	66,548	33,407	3,858	1,225	7,753	112,791	2,408	115,199
O-6	54,170	27,193	6,391	4,594	7,731	100,079	2,408	102,487
O-5	44,601	22,390	7,676	3,644	7,197	85,508	2,408	87,916
O-4	36,781	18,464	6,520	4,348	6,031	72,144	2,408	74,552
O-3	30,355	15,238	5,110	2,324	5,285	58,312	2,408	60,720
O-2	23,509	11,802	3,686	647	4,152	43,796	2,408	46,204
O-1	16,860	8,464	3,225	571	3,300	32,420	2,408	34,828
OFF AVG	32,464	16,297	5,375	2,593	5,451	62,180	2,408	64,588
E-9	30,203	15,162	4,899	155	6,195	56,614	1,206	57,820
E-8	24,908	12,504	4,213	170	5,778	47,573	1,206	48,779
E-7	21,089	10,587	3,680	152	5,364	40,872	1,206	42,078
E-6	17,749	8,909	3,165	127	4,950	34,899	1,206	36,106
E-5	14,667	7,363	2,525	94	4,604	29,253	1,206	30,459
E-4	12,124	6,086	1,928	60	4,267	24,465	1,206	25,671
E-3	9,974	5,007	1,366	43	3,858	20,248	1,206	21,454
E-2	9,311	4,674	824	41	5,685	18,535	1,206	21,741
E-1	7,712	3,871	556	25	3,300	15,464	1,206	16,670
ENL AVG	13,981	7,018	2,254	82	4,446	27,781	1,206	28,987
CADETS	6,238	-	-	-	1,913	8,151	2,408	10,559

ACCESSION RATES: 4/

Officer	36,147
Enlisted	16,250

Footnotes:

1/ Rates reflect Basic Pay capped to comply with current ceiling.

2/ 50.2% of Basic Pay.

3/ An accession rate is the appropriate rate for adding or deleting Air Force manpower. This is a composite of O-1 (0.8), O-2 (0.1), O-3 (0.1)

E-1(0.8), E-2(0.1) and E-3(0.1).

4/ Totals may not add due to rounding.

OPR: SAF/FMBOP. Ms A. J. Rodriguez, Ext 50036, 4C239.

TABLE A-25

**FY 90 MILITARY ANNUAL STANDARD COMPOSITE PAY  
BASED ON FY 90-91 (AMENDED) BUDGET ESTIMATE SUBMISSION  
Includes 3.6% Pay Raise Effective 1 Jan 89**

GRADE	BASIC PAY	RETIRED PAY 2/ ACCRUAL	BAQ/ VHA	INCENT & SPEC PAY	MISC	RATE W/O PCS	PCS	3/ TOTAL
O-10 1/	75,500	33,145	979	3,200	9,594	122,418	2,521	124,939
O-9 1/	75,500	33,145	670	1,389	9,209	119,913	2,521	122,434
O-8 1/	75,500	33,145	2,261	1,003	8,991	190,900	2,521	123,421
O-7 1/	66,548	29,214	3,970	1,402	9,102	110,236	2,521	112,757
O-6	56,329	24,728	6,893	5,374	8,361	101,685	2,521	104,206
O-5	46,282	20,318	7,835	4,277	7,739	86,451	2,521	88,972
O-4	38,113	16,732	6,776	5,270	6,559	73,450	2,521	75,971
O-3	31,396	13,783	5,341	2,774	5,691	58,985	2,521	61,506
O-2	23,722	10,414	3,565	900	4,478	43,079	2,521	45,600
O-1	17,330	7,608	3,160	823	3,566	32,487	2,521	35,008
OFF AVG	33,742	14,813	5,582	3,028	5,922	63,087	2,521	65,608
E-9	31,308	13,744	5,042	173	6,566	56,833	1,330	58,163
E-8	25,855	11,350	4,344	183	6,100	47,832	1,330	49,162
E-7	21,893	9,611	3,820	151	5,603	41,078	1,330	42,408
E-6	18,430	8,091	3,252	130	5,188	35,091	1,330	36,421
E-5	15,261	6,700	2,618	98	4,837	29,514	1,330	30,844
E-4	12,610	5,536	2,006	58	4,484	24,694	1,330	26,024
E-3	10,357	4,547	1,385	47	4,056	20,392	1,330	21,722
E-2	9,657	4,239	824	42	4,054	18,816	1,330	20,146
E-1	8,008	3,516	572	25	3,502	15,623	1,330	16,953
ENL AVG	14,588	6,404	2,346	85	4,686	28,109	1,330	29,439
CADETS	6,470	-	-	-	1,948	8,418	2,521	10,939

## ACCESSION RATES: 4/

Officer	36,196
Enlisted	16,419

## Footnotes:

1/ Rates reflect Basic Pay capped to comply with current ceiling.

2/ 43.9% of Basic Pay.

3/ An accession rate is the appropriate rate for adding or deleting

Air Force manpower. This is a composite of O-1 (0.8), O-2 (0.1), O-3 (0.1)

E-1(0.8), E-2(0.1) and E-3(0.1).

4/ Totals may not add due to rounding.

OPR: SAF/FMBOP. Ms A. J. Rodriguez, Ext 50036, 4C239.

TABLE A-26

FY 91 MILITARY ANNUAL STANDARD COMPOSITE PAY  
 BASED ON FY 90-91 (AMENDED) BUDGET ESTIMATE SUBMISSION  
 Includes 3.2% Pay Raise Effective 1 Jan 89

GRADE	BASIC PAY	RETIRED PAY 2/ ACCRUAL	BAQ/ VHA	INCENT & SPEC PAY	MISC	RATE W/O PCS	PCS	3/ TOTAL
O-10 1/	75,500	32,616	1,012	3,244	10,432	122,804	2,631	125,435
O-9 1/	75,500	32,616	786	1,404	10,088	120,394	2,631	123,025
O-8 1/	75,500	32,616	2,327	1,015	9,845	121,303	2,631	123,934
O-7 1/	66,548	28,772	4,083	1,497	9,761	110,661	2,631	113,292
O-6	58,280	25,177	6,816	5,423	8,604	104,300	2,631	106,931
O-5	47,906	20,695	7,908	4,299	7,886	88,694	2,631	91,325
O-4	39,893	17,234	6,911	5,327	6,721	76,086	2,631	78,717
O-3	32,476	14,030	5,251	2,761	5,801	60,319	2,631	62,950
O-2	23,989	10,363	4,058	917	4,488	43,815	2,631	46,446
O-1	18,086	7,813	3,683	803	3,666	34,051	2,631	36,682
OFF AVG	34,951	15,099	5,683	3,174	6,044	64,951	2,631	67,582
E-9	32,312	13,959	5,142	175	6,624	58,211	1,343	59,555
E-8	26,672	11,522	4,456	182	6,140	48,972	1,343	50,315
E-7	22,554	9,743	3,887	152	5,658	41,995	1,343	43,337
E-6	19,032	8,222	3,318	131	5,256	35,958	1,343	37,302
E-5	15,710	6,787	2,656	98	4,895	30,147	1,343	31,489
E-4	12,943	5,591	2,071	58	4,521	25,185	1,343	26,527
E-3	10,677	4,612	1,429	47	4,126	20,891	1,343	22,234
E-2	9,967	4,306	852	41	4,184	19,350	1,343	20,693
E-1	8,258	3,567	587	25	3,569	16,006	1,343	17,349
ENL AVG	15,007	6,483	2,398	85	4,744	28,109	1,343	30,060
CADETS	6,687	-	-	-	2,002	8,689	2,631	11,320

ACCESSION RATES: 4/

Officer	37,654
Enlisted	16,829

Footnotes:

1/ Rates reflect Basic Pay capped to comply with current ceiling.

2/ 43.9% of Basic Pay.

3/ An accession rate is the appropriate rate for adding or deleting Air Force manpower. This is a composite of O-1 (0.8), O-2 (0.1), O-3 (0.1) E-1(0.8), E-2(0.1) and E-3(0.1).

4/ Totals may not add due to rounding.

OPR: SAF/FMBOP. Ms A. J. Rodriguez, Ext 50036, 4C239.

TABLE A-27

**MILITARY PAY RATES BY FLYING STATUS AND ASSIGNED LOCATION  
BASED ON FY 90/91 AMENDED BES  
AS OF SEPTEMBER 1989**

	FY 89		FY 90 Est		FY 91 Est	
	OFFICER	ENLISTED	OFFICER	ENLISTED	OFFICER	ENLISTED
<b>GRAND TOTAL BY FLYING STATUS</b>						
Crewmembers	-	\$29,636	-	\$29,968	-	\$30,576
Rated	\$65,008	-	\$66,953	-	\$68,774	-
Nonrated	\$60,537	\$27,735	\$61,096	\$28,062	\$62,843	\$28,670
<b>CONUS BY FLYING STATUS</b>						
Crewmembers 1/	-	\$29,074	-	\$29,491	-	\$30,096
Rated	\$64,212	-	\$66,097	-	\$67,898	-
Nonrated	\$59,742	\$27,173	\$60,240	\$27,585	\$61,967	\$28,190
<b>OVERSEAS BY FLYING STATUS</b>						
Crewmembers	-	\$31,047	-	\$31,136	-	\$31,740
Rated	\$68,756	-	\$70,916	-	\$72,845	-
Nonrated	\$64,275	\$29,147	\$65,059	\$29,231	\$66,914	\$29,834
<b>GRAND TOTAL BY ASSIGNED LOCATION</b>						
Conus	\$61,383	\$27,213	\$62,363	\$27,626	\$64,367	\$28,231
Overseas	\$65,916	\$29,206	\$67,183	\$29,291	\$69,314	\$29,894
<b>TOTAL FORCE</b>						
Worldwide	\$62,178	\$27,780	\$63,220	\$28,109	\$64,950	\$28,717

Footnote:

1/ This applies to enlisted personnel that are crewmembers and are receiving flight pay.

OPR: SAF/FMBOP, Ms A Rodriguez, Ext 50036, 4C239.

TABLE A-28

**MILITARY MONTHLY BASIC ALLOWANCE FOR QUARTERS BY GRADE DETAIL  
EFFECTIVE 1 JAN 89**

PAY GRADE	W/O DEPENDENTS		W/DEPENDENTS
	FULL RATE 1/	PARTIAL RATE 2/	
<b>OFFICERS:</b>			
O-10	\$613.20	\$50.70	\$754.50
O-9	613.20	50.70	754.50
O-8	613.20	50.70	754.50
O-7	613.20	50.70	754.50
O-6	562.50	39.60	679.80
O-5	541.80	33.00	654.90
O-4	502.20	26.70	577.80
O-3	402.60	22.20	478.20
O-2	319.50	17.70	408.00
O-1	268.80	13.20	364.50
<b>ENLISTED:</b>			
E-9	372.00	18.60	490.50
E-8	342.00	15.30	452.10
E-7	291.90	12.00	420.30
E-6	264.00	9.90	387.90
E-5	243.60	8.70	348.90
E-4	212.10	8.10	303.60
E-3	208.20	7.80	282.30
E-2	169.20	7.20	268.80
E-1	150.30	6.90	268.80
<b>BASIC ALLOWANCE FOR SUBSISTENCE</b>			
<b>OFFICERS</b>		<b>\$119.60/MONTH</b>	
<b>ENLISTED</b>			
	<b>E-1 ONLY 3/</b>		<b>ALL OTHERS</b>
When on leave or authorized to mess separately:	\$5.27/DAY		\$5.70/DAY
When rations in-kind are not available:	\$5.95/DAY		\$6.44/DAY
When assigned to duty under emergency conditions where no messing facilities of the United States are available:	\$7.89/DAY		\$8.53/DAY

## Footnotes:

1/ Payment of the full rate of basic allowance for quarters at these rates to members of the Uniformed Services without dependents is authorized by 37 U.S.C. 403 Part IV of Executive Order 12622, as amended.

2/ Payment of the partial rate of basic allowance for quarters at these rates to members of the Uniformed Services without dependents who, under 37 U.S.C. 403(b) or 403(c), are not entitled to the full rate of basic allowance for quarters, is authorized by 37 U.S.C. 1009(c) (2) and Part IV of Executive Order 12622, as amended.



TABLE A-28 (Cont'd)

MILITARY MONTHLY BASIC ALLOWANCE FOR QUARTERS BY GRADE DETAIL  
EFFECTIVE 1 JAN 89

Footnotes:

3/ Less than 4 months in service.

OPR: SAF/FMABB, Mr E D'Ercole, Ext 53106, 4D181.

TABLE A-29

MILITARY MONTHLY BASIC PAY BY GRADE AND YEARS OF SERVICE 1/  
AS OF JANUARY 1989

		YEARS OF SERVICE													
		<2	2	3	4	6	8	10	12	14	16	18	20	22	26
<b>COMMISSIONED OFFICERS 2/</b>															
O-10 3/	5,485	5,879	5,879	5,879	5,896	5,896	6,041	6,041	6,041	6,041	6,041	6,041	6,041	6,041	6,041
O-9	4,862	4,989	5,095	5,095	5,095	5,225	5,225	5,442	5,442	5,896	5,896	6,041	6,041	6,041	6,041
O-8	4,403	4,535	4,643	4,643	4,889	4,889	5,225	5,225	5,442	5,879	5,896	6,041	6,041	6,041	6,041
O-7	3,659	3,907	3,907	3,907	4,083	4,319	4,319	4,319	4,535	4,989	5,332	5,332	5,332	5,332	5,332
O-6	2,712	2,979	3,174	3,174	3,174	3,174	3,174	3,174	3,282	3,801	3,996	4,083	4,319	4,685	4,685
O-5	2,169	2,549	2,723	2,723	2,723	2,723	2,805	2,956	3,154	3,390	3,585	3,693	3,822	3,822	3,822
O-4	1,828	2,226	2,374	2,374	2,418	2,525	2,697	2,849	2,979	3,110	3,196	3,196	3,196	3,196	3,196
O-3	1,699	1,899	2,030	2,247	2,354	2,430	2,571	2,697	2,764	2,764	2,764	2,764	2,764	2,764	2,764
O-2	1,481	1,618	1,949	2,009	2,051	2,051	2,051	2,051	2,051	2,051	2,051	2,051	2,051	2,051	2,051
O-1	1,286	1,339	1,618	1,618	1,618	1,618	1,618	1,618	1,618	1,618	1,618	1,618	1,618	1,618	1,618
<b>COMMISSIONED OFFICERS WITH OVER 4 YEARS' SERVICE AS ENLISTED PERSONNEL</b>															
O-3E	-	-	-	2,247	2,354	2,439	2,571	2,697	2,805	2,805	2,805	2,805	2,805	2,805	2,805
O-2E	-	-	-	2,009	2,051	2,116	2,226	2,311	2,374	2,374	2,374	2,374	2,374	2,374	2,374
O-1E	-	-	-	1,618	1,728	1,792	1,857	1,921	2,009	2,009	2,009	2,009	2,009	2,009	2,009
<b>ENLISTED PERSONNEL</b>															
E-9 4/	-	-	-	-	-	-	2,013	2,958	2,105	2,154	2,202	2,244	2,362	2,592	2,592
E-8	-	-	-	-	-	1,688	1,737	1,782	1,829	1,877	1,920	1,967	2,083	2,315	2,315
E-7	1,179	1,272	1,320	1,366	1,412	1,457	1,504	1,551	1,621	1,667	1,713	1,736	1,852	2,083	2,083
E-6	1,014	1,105	1,151	1,200	1,245	1,290	1,338	1,407	1,451	1,497	1,520	1,520	1,520	1,520	1,520
E-5	890	989	1,015	1,059	1,129	1,175	1,222	1,267	1,290	1,290	1,290	1,290	1,290	1,290	1,290
E-4	830	825	828	1,000	1,039	1,039	1,039	1,039	1,039	1,039	1,039	1,039	1,039	1,039	1,039
E-3	762	825	858	892	892	892	892	892	892	892	892	892	892	892	892
E-2	752	752	752	752	752	752	752	752	752	752	752	752	752	752	752
E-1 5/	671	671	671	671	671	671	671	671	671	671	671	671	671	671	671

Footnotes:

1/ Amounts less than \$1 have been omitted.

2/ Basic Pay is limited to \$6,041.70, regardless of cumulative years of service.

3/ Basic Pay while serving as Chairman of the Joint Chiefs of Staff or as Chief of Staff of the Air Force is \$8,340, regardless of cumulative years of service.

4/ Basic Pay while serving as Chief Master Sergeant of the Air Forces is \$3,151.20, regardless of cumulative years of service.

5/ Basic Pay for E-1s with less than 4 months of service is \$620.70.

OPR: SAF/FMABB, Mr E D'Ercole, Ext 53106, 4D181.

TABLE A-30


## CIVILIAN PAY SCHEDULE

## GENERAL SCHEDULE (GS) EMPLOYEES

STEP	1	2	3	4	5	6	7	8	9	10
A. EFFECTIVE JANUARY 1989:										
GS-1	\$10,213	\$10,555	\$10,894	\$11,233	\$11,573	\$11,763	\$12,108	\$12,445	\$12,461	\$12,780
GS-2	11,484	11,757	12,137	12,471	12,601	12,972	13,343	13,714	14,085	14,456
GS-3	12,531	12,949	13,367	13,785	14,203	14,461	15,039	15,457	15,875	16,293
GS-4	14,067	14,536	15,005	15,474	15,943	16,412	16,881	17,350	17,819	18,288
GS-5	15,738	16,263	16,788	17,313	17,838	18,363	18,888	19,413	19,938	20,463
GS-6	17,542	18,217	18,712	19,297	19,882	20,467	21,052	21,637	22,222	22,807
GS-7	19,493	21,143	20,793	21,443	22,093	22,743	23,393	24,043	24,693	25,343
GS-8	21,590	22,310	23,030	23,750	24,470	25,190	25,910	26,630	27,350	28,070
GS-9	23,846	24,641	25,436	26,231	27,026	27,821	28,616	29,411	30,206	31,001
GS-10	26,261	27,136	28,011	28,886	29,761	30,636	31,511	32,386	33,261	34,136
GS-11	28,852	29,814	30,776	31,738	32,700	33,662	34,624	35,586	36,548	37,510
GS-12	34,580	35,733	36,886	38,039	39,192	40,435	41,498	42,651	43,804	44,957
GS-13	41,121	42,492	43,862	45,234	46,605	47,976	49,347	50,718	52,089	53,460
GS-14	48,592	50,212	51,832	53,452	55,072	56,692	58,312	59,932	61,552	63,172
GS-15	57,158	59,063	60,968	62,873	64,778	66,683	68,588	70,493	72,398	74,303
GS-16 1/	67,038	69,273	71,508	73,743	75,473	76,678	78,869	81,060	82,500	-
GS-17 1/	76,990	79,556	82,122	82,500	83,818	-	-	-	-	-
GS-18 1/	86,682	-	-	-	-	-	-	-	-	-
B. EFFECTIVE JANUARY 1990:										
GS-1	\$10,581	\$10,935	\$11,286	\$11,637	\$11,990	\$12,197	\$12,544	\$12,893	\$12,910	\$13,232
GS-2	11,897	12,180	12,574	12,910	13,053	13,437	13,821	14,205	14,589	14,973
GS-3	12,982	13,415	13,848	14,281	14,714	15,147	15,580	16,013	16,446	16,879
GS-4	14,573	15,059	15,545	16,031	16,517	17,003	17,489	17,975	18,461	18,947
GS-5	16,305	16,849	17,393	17,937	18,481	19,025	19,569	20,113	20,657	21,201
GS-6	18,174	18,780	19,386	19,992	20,598	21,204	21,810	22,416	23,022	23,628
GS-7	20,195	20,868	21,541	22,214	22,887	23,560	24,233	24,906	25,579	26,252
GS-8	22,367	23,113	23,859	24,605	25,351	26,097	26,843	27,589	28,335	29,081
GS-9	24,705	25,529	26,353	27,177	28,001	28,825	29,649	30,473	31,297	32,121
GS-10	27,206	28,113	29,020	29,927	30,834	31,741	32,648	33,555	34,462	35,369
GS-11	29,891	30,887	31,883	32,879	33,875	34,871	35,867	36,863	37,859	38,855
GS-12	35,825	37,019	38,213	39,407	40,601	41,795	42,989	44,183	45,377	46,571
GS-13	42,601	44,021	45,441	46,861	48,281	49,701	51,121	52,541	53,961	55,381
GS-14	50,342	52,020	53,698	55,376	57,054	58,732	60,410	62,088	63,766	65,444
GS-15	59,216	61,190	63,164	65,138	67,112	69,086	71,060	73,034	75,008	76,982
GS-16 1/	69,451	71,766	74,081	76,396	78,190	79,438	81,708	83,978	85,470	-
GS-17 1/	79,762	82,420	85,078	85,470	85,500	-	-	-	-	-
GS-18 1/	86,682	-	-	-	-	-	-	-	-	-

1/ For GS-16, Step 6, and all intervening steps through GS-18, the rate of basic pay payable to employees at these rates is limited to the rate for level V of the Executive Schedule, which would be \$75,500 for the Jan 89 schedule and \$78,200 for the Jan 90 schedule.

OPR: SAF/FMABB, Mr R H Webb, Ext 72657



# PART B

## SELECTED ACQUISITION REPORTS (SARS)




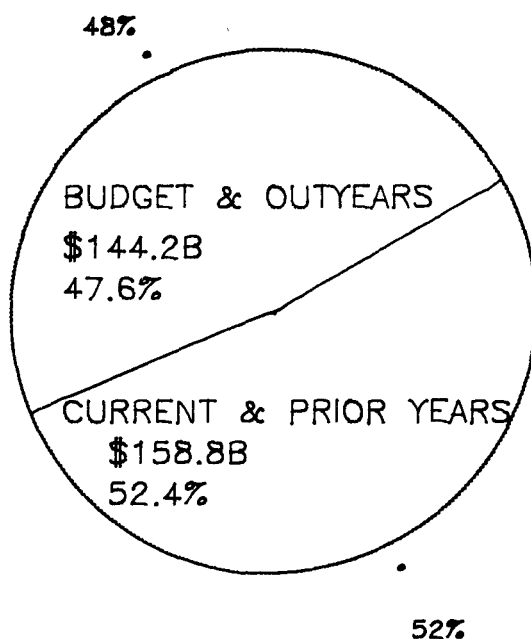


FIGURE B-1

AF SELECTED ACQUISITION REPORT (SAR) PROGRAMS  
OUTYEAR VS PRIOR-YEAR FUNDING



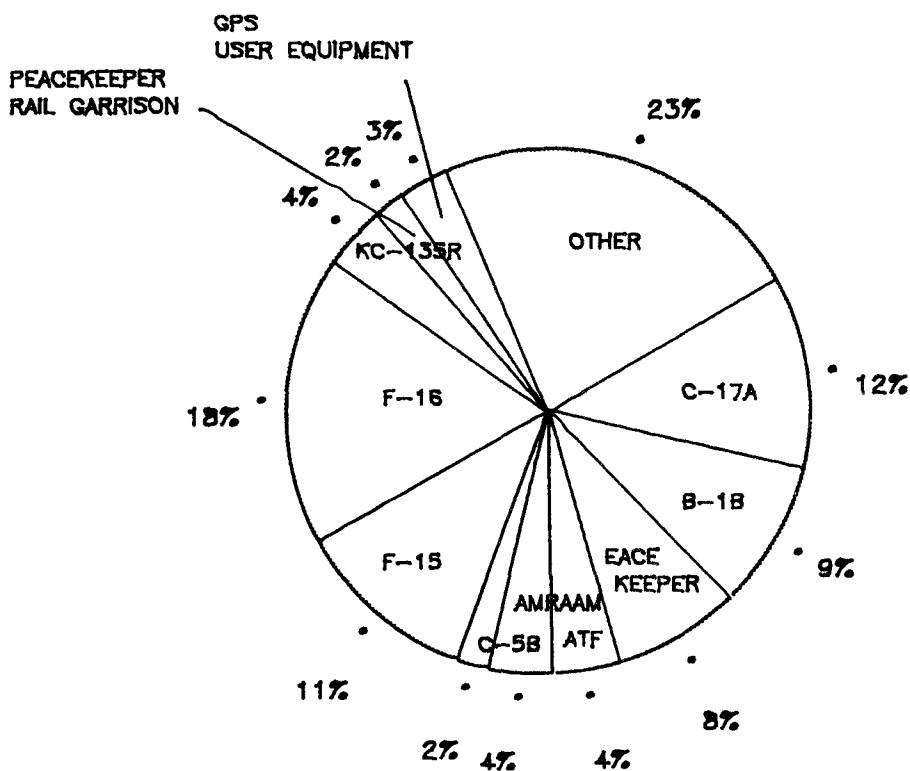
AS OF 31 DEC 88  
TOTAL: \$303.1 BILLION

THIS CHART PROVIDES AN INSIGHT INTO HOW MUCH WORK TO COMPLETE THESE SYSTEMS STILL CONFRONTS THE AIR FORCE AS OF 31 DEC 88 (WITH FY 90/91 AS THE BUDGET YEAR). \$1.4B OF SAR PROGRAMS ARE IN THE "BUDGET & OUTYEAR" CATEGORY. BIG TICKET PROGRAMS IN THIS CATEGORY ARE THE C-17A AT \$26.3B, F-16 AT \$18.3B, ATF AT \$7.9B AND AMRAAM AT \$5.7B.

OPR: SAF/FMCC, MR R LIETZA, EXT 70734.

FIGURE B-2

AF SELECTED ACQUISITION REPORT (SAR) PROGRAMS  
BREAKOUT BY COST



PROGRAMS AS A PERCENT  
OF BASELINE

THIS CHART SHOWS THE DISTRIBUTION OF 11 SYSTEMS OF THE TOTAL 34 SYSTEMS COMPRISING THE \$303.1B THEN-YEAR DOLLAR BASELINE. C-17A, B-1B, AND PEACEKEEPER ACCOUNT FOR 73.3% OF THE BASELINE. THOSE UNDER "OTHER" ACCOUNT FOR LESS THAN 25% INDIVIDUALLY.

OPR: SAF/FMCC, MR R LIETZA, EXT 70734.



TABLE B-1

## SELECTED ACQUISITION REPORT PROGRAM

THEN-YEAR \$ IN MILLIONS	PROGRAM \$ AS OF		% CHANGE 31 DEC 87 VS 31 DEC 88
	31 Dec 1987	31 DEC 1988	
AMRAAM	11,199.2	11,592.4	(3.5)
ATARS (TARS)	837.9	312.5	(62.7)
ATARS (UARS) 1/	454.6	0.2	(100.0)
ATF 2/	12,670.0	12,619.7	(0.4)
B-1B	27,042.7	27,437.7	1.5
C-5B	7,021.1	7,002.1	(0.3)
C-17A	35,695.1	37,454.6	(4.9)
CIS (MARK XV) 2/	1,252.0	973.9	(22.2)
CSRL	633.6	635.6	0.3
DMSP	1,872.4	1,818.1	(2.9)
DSCS III	2,006.1	1,994.4	(0.6)
DSP	8283.1	8309.9	0.3
F-15	38,694.0	33,533.3	(13.3)
F-16	47,656.0	53,770.4	12.8
GLCM	3,442.4	3,285.1	(4.6)
GPS (SATELLITES)	4,280.2	4,040.4	(5.6)
GPS (USER EQUIP)	4,108.6	4,130.0	0.5
IIR MAVERICK	7,620.8	3,200.1	(58.0)
IUS	1,355.6	1,632.9	20.5
JSTARS	4,058.8	8,033.5	97.9
JTIDS 2/	1,323.7	1,886.4	42.5
KC-135R	12,446.7	12,569.5	1.0
LANTIRN	4,122.7	4,030.4	(2.2)
MLS	338.3	1,027.8	203.8
OTH-B RADAR	2,459.2	1,986.7	(19.2)
PEACEKEEPER	21,946.1	23,492.1	7.0
RAIL GARRISON	8,451.5	6,826.8	(19.2)
SFW	3,212.7	3,210.8	(0.1)
SICBM 2/	3,352.0	3,138.1	(6.4)
SRAM II	2,393.4	2,397.7	0.2
TACIT RAINBOW	3,725.1	4,375.2	17.5
TITAN IV	5,133.5	12,201.3	137.7
TRI-TAC	1,167.2	1,922.2	64.7
WIS	1,980.7	2,262.7	14.2
Total	292,237.0	303,104.5	-

Footnote:

1/ No Air Force funding shown.

2/ Only RDT&amp;E reported in the SAR.

OPR: SAF/FMCC, Lt Col L D Munz/Mr R T Lietza, Ext 70734.

TABLE B-2

SAR: NUNN-McCURDY BREACHES

(As of 31 Dec 88)

(Then-Year Dollars in Millions)

A. PROGRAM ACQUISITION UNIT COST (PAUC) BREACHES

System	Percent Increase						Primary Cause of Last Breach
	FY 84	FY 85	FY 86	FY 87	FY 88	1/ FY 89	
AGM-65D	-	-	-	-	-	-	Sch Stretch
AGM-88A	-	-	-	-	-	-	Qty Decrease
AIM-7M	-	-	-	-	-	-	Qty Decrease
ALCM	-	-	-	-	-	-	Qty Decrease
ASAT	-	-	123.8	-	102.5	-	Prog Term'n
DSCS III	-	-	-	-	16.3	-	Int MLV II
IUS	50.4	-	-	-	-	-	Qty Decrease
LLLBGK	-	31.9	-	-	-	-	Qty Decrease
NAVSTAR	-	-	-	-	20.0	-	Qty Increase
PLSS	-	-	25.5	-	-	-	Prog Term'n
SICBM	-	-	-	-	1511.2	-	Prog Restru'ng
T-46A	-	-	666.1	-	-	-	Prog Term'n
Titan IV	-	-	-	-	18.4	-	Exp/Prog Up'gd

B. CURRENT PROCUREMENT UNIT COST (CPUC) BREACHES

System	Percent Increase						Primary Cause of Last Breach
	FY 84	FY 85	FY 86	FY 87	FY 88	1/ FY 89	
AGM-65D	-	-	24.3	-	-	-	Qty Decrease
GLCM	-	-	-	-	-	-	Qty Decrease
JSTARS(G)	-	-	-	-	-	39.3	Prog Restru'd
LLLBGK	-	55.4	-	-	-	-	Qty Decrease
OTH-B Radar	-	23.5	-	-	-	-	Qty Decrease
Peacekeeper (M-X)	-	50.1	123.5	-	-	-	Qty Decrease
Tacit Rainbow	-	-	-	-	-	253.1	Qty Decrease

Footnote:

1/ Represents only first quarter of FY 89.

2/ Breach is a direct result of Congressional action.

OPR: SAF/FMCC, Lt Col L D Munz/Mr R T Lietza, Ext 70734.

Data Source: "Selected Acquisition Reports/Unit Cost Reports."

TABLE B-3

**FY 89 SAR: PROGRAM ACQUISITION UNIT COST (PAUC)  
(Then-Year Dollars in Millions)**

SYSTEM	PAUC Baseline 31 Dec 87	PAUC on 31 Dec 88	% Change vs 1/ Baseline
AMRAAM	0.458	0.474	3.5
ATARS (TARS) 2/	2.738	-	-
ATARS (UARS) 2/	1.729	-	-
ATF 2/	-	-	-
B-1B	270.427	274.377	1.5
C-17A	169.172	177.510	4.9
CIS(MARK XV IFF)2/	-	-	-
CSRL	6.092	6.112	0.3
DMSP	187.240	181.810	(2.9)
DSCS III	133.740	132.960	(0.6)
DSP	318.581	319.612	0.3
F-15	30.089	28.612	(4.9)
F-16	17.412	17.882	2.7
GLCM	6.093	5.814	(4.5)
GPS (SATELLITES)	71.337	67.340	(5.6)
GPS (USER EQUIP)	0.152	0.161	(5.9)
IUS	169.450	148.445	(12.4)
JSTARS(ACFT)	320.590	293.126	(8.6)
JSTARS(GND)	8.281	11.532	39.3
JTIDS 2/	-	-	-
KC-135R	19.509	19.732	1.0
LANTIRN	2.920	3.179	8.9
MLS(GND)	0.889	0.994	11.8
MLS(AVNCs)	0.095	0.072	(24.2)
OTH-B RADAR	204.933	198.67	(3.1)
PEACEKEEPER	86.063	92.126	7.1
SFW	0.162	0.161	(0.6)
SICBM 2/	-	-	-
SRAM II	1.466	1.468	0.1
TITAN IV	223.196	214.058	(4.1)
TRI-TAC (CNCE)	6.147	6.147	0.0
TRI-TAC(TROPO)	1.5	1.365	(9.0)
WIS	56.591	64.649	14.2


## Footnotes:

1/ Used to determine Nunn-McCurdy breaches.

2/ Reflects RDT&E costs only, therefore, no unit cost is computed.


OPR: SAF/FMCC, Lt Col L D Munz/Mr R T Lietza, Ext 70734.

Data Source: "Selected Acquisition Report."



# PART C

# PERSONNEL






TABLE C-1

DOD PAID PERSONNEL POPULATION (ACTIVE AND RESERVE)  
(Thousands) 4/

	FY 83	FY 84	FY 85	FY 86	FY 87	FY 88
<b>GRAND TOTAL 4/</b>	<b>4110</b>	<b>4268</b>	<b>4370</b>	<b>4414</b>	<b>4460</b>	<b>4387</b>
<b>ACTIVE DUTY MILITARY:</b>	<b>2124</b>	<b>2138</b>	<b>2152</b>	<b>2169</b>	<b>2175</b>	<b>2138</b>
Army	780	780	781	781	781	772
Navy	558	565	571	581	587	593
Marine Corps	194	196	198	199	200	197
Air Force	592	597	602	608	607	576
<b>CIVILIANS: 1/</b>	<b>983</b>	<b>1085</b>	<b>1130</b>	<b>1113</b>	<b>1134</b>	<b>1091</b>
Army	334	403	422	415	420	395
Navy/Marine Corps	328	342	354	343	354	349
Air Force	239	253	265	264	265	254
Defense Agencies	82	87	89	91	95	93
<b>SELECTED RESERVES: 2/</b>	<b>1003</b>	<b>1045</b>	<b>1088</b>	<b>1132</b>	<b>1151</b>	<b>1158</b>
Army National Guard	417	434	440	446	452	455
Army Reserve	266	275	292	310	314	313
Naval Reserve	109	120	130	142	148	149
Marine Corps Reserve	42	41	42	42	42	44
Air National Guard	102	105	109	113	115	115
Air Force Reserve	67	70	75	79	80	82
Coast Guard Reserves 3/	(12)	(12)	(12)	(13)	(13)	(12)

Footnotes:

1/ Data for FY 83 includes direct hires only.

2/ Consists of units & individuals in the Ready Reserve designated by their respective Services & approved by the JCS as so essential to initial wartime missions that they have priority over all other Reservists, & are considered in active status. Included are Drilling Reservists in Units, Full-Time Unit Support Personnel (including Navy TARS), training pipeline personnel, Cat D IMAs and Full-Time Individual Support Reservists (AGRs).

3/ Attached to the US Department of Transportation.

4/ Numbers may not add due to rounding; excludes Coast Guard Reserves.

Data Sources:

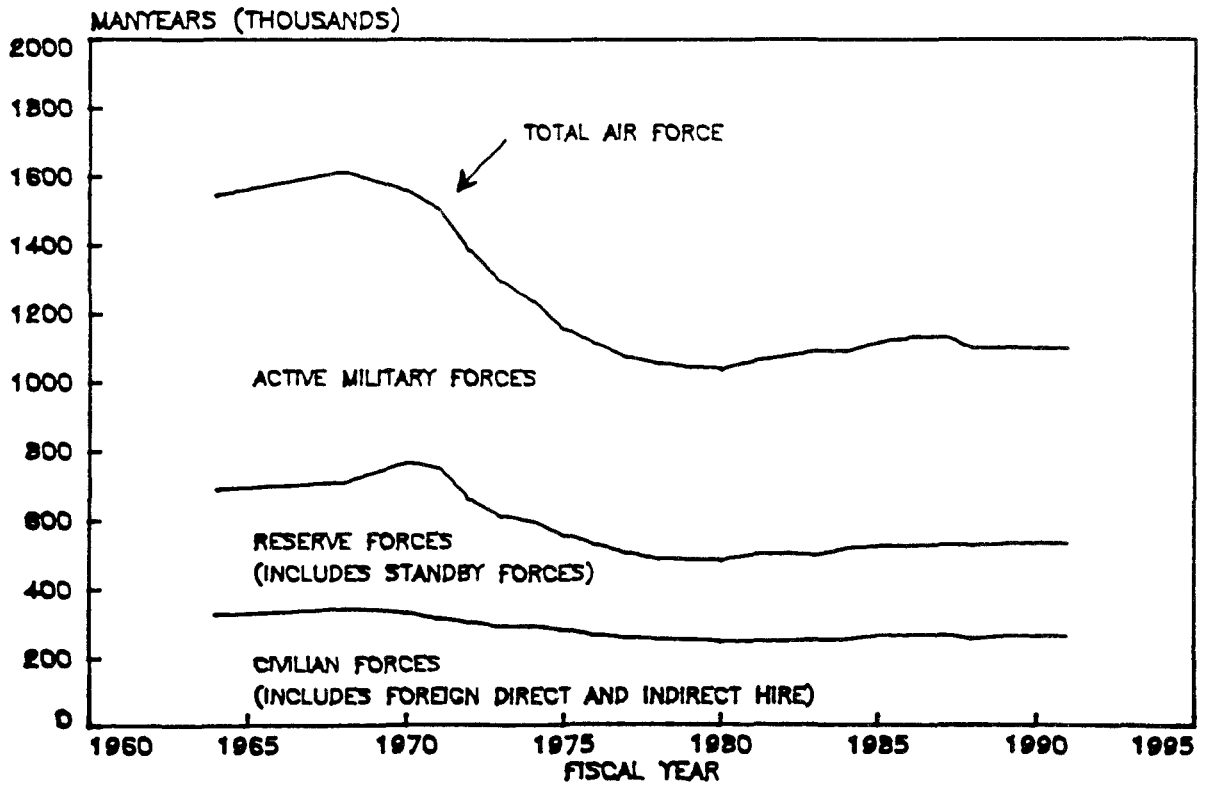
a) Active Military and Civilian: WHS/DIOR, Mr D J Vitiello, MMID, 202-746-0662;

b) Selected Reserves: DMDC, LKt Col K M Robinson/SFC D Neher, 202-696-5848.

Source: RCS:DD-RA(M) 1147/1148, "Official Guard and Reserve Manpower Strengths and Statistics," OASD/M&PRA.

FIGURE C-1

AF ASSIGNED/AUTHORIZED\* POPULATION TRENDS



\*ASSIGNED PERSONNEL DATA RANGES FROM FY 65 THROUGH FY 88;  
AUTHORIZED PERSONNEL DATA FROM FY 89 THROUGH FY 91.



TABLE C-2

AF & AIR RESERVE FORCES PERSONNEL DISTRIBUTION 1/  
(Thousands)

	FY 80	FY 87	FY 88	FY 89
<b>TOTAL ACTIVE FORCES 2/</b>	<b>802</b>	<b>872</b>	<b>829</b>	<b>834</b>
<b>MILITARY</b>	<b>558</b>	<b>607</b>	<b>576</b>	<b>571</b>
Officers	98	107	105	104
Enlisted	456	495	467	463
Cadets	4	4	4	4
<b>CIVILIAN</b>	<b>244</b>	<b>265</b>	<b>253</b>	<b>263</b>
Direct Hire	231	252	241	250
AFRES Technicians	(6)	(9)	(10)	(10)
ANG Technicians	(22)	(24)	(25)	(26)
Indirect Hire	13	13	12	13
<b>TOTAL AIR RESERVE 4/</b>	<b>240</b>	<b>263</b>	<b>272</b>	<b>266</b>
<b>READY RESERVE 3/</b>	<b>199</b>	<b>239</b>	<b>249</b>	<b>249</b>
ANG Select Reserve	96	115	115	116
AFRES Select Reserve	59	80	82	83
AFRES IRR	44	44	52	50
<b>STANDBY RESERVE</b>	<b>41</b>	<b>24</b>	<b>22</b>	<b>17</b>

MISCELLANEOUS

Career Reenlistment	38	42	52	40
Rate	82%	89%	88%	93%
First-Term Reenlistment	15	26	27	18
Rate	36%	65%	55%	68%

Footnotes:

1/ Totals may not add due to rounding.

2/ Excludes nonchargeable personnel.

3/ Does not include Training/Pay Categories J, K and L.

4/ Excludes retired Air Force Reserve.

OPRs:

Military: AF/DPPP, Ms J Breeden, Ext 56711.

AFRES: AF/REPP: Ms N Massie, Ext 55841.

ANG: NGB/MPM: Ms M A Guy, Ext 56216.

AFR Technicians: AF/REXP, Capt D Harrington, Ext 78004.

Civilian: AF/DPCX, Mr J Wyatt, Ext 42478.

TABLE C-3

**AF PERSONNEL BY MAJOR FORCE PROGRAM (MFP 1-MFP X) 1/  
(In Thousands of Chargeable & Non-Chargeable AF Personnel)**

	FY 80	FY 82	FY 83	FY 84	FY 85	FY 86	FY 87	FY 88
<b>GRAND TOTAL</b>	802.2	832.2	844.4	850.7	866.1	871.3	871.4	824.7
Officer	97.7	101.8	104.5	106.1	108.2	109.0	107.4	104.2
Enlisted	455.8	476.2	483.1	486.3	488.6	494.6	495.2	462.9
Cadets	4.4	4.5	4.5	4.5	4.5	4.5	4.5	4.5
Civilian	244.3	249.7	252.3	253.8	263.8	263.2	264.3	253.1
<b>STRATEGIC FORCES (I)</b>	133.3	133.4	133.1	132.4	129.1	129.6	129.2	127.2
Officer	18.1	18.2	17.5	17.9	17.7	17.9	17.7	17.3
Enlisted	99.0	99.5	100.2	99.4	95.9	95.9	95.8	95.1
Civilian	16.2	15.7	15.4	15.1	15.5	15.8	15.7	14.8
<b>GENERAL PURPOSE (II)</b>	163.8	200.2	207.8	211.6	215.5	221.1	223.5	221.2
Officer	19.5	20.7	21.7	22.2	22.1	23.0	23.1	22.0
Enlisted	136.7	151.8	158.9	162.3	163.8	167.7	169.6	170.1
Civilian	27.6	27.7	27.2	27.1	29.6	30.4	30.8	29.1
<b>INTEL/COMM (III)</b>	64.4	64.6	65.9	65.2	64.0	68.0	67.4	65.7
Officer	8.2	8.2	8.6	8.4	8.6	10.0	10.2	9.7
Enlisted	48.4	48.0	48.4	47.7	46.6	48.4	47.5	46.5
Civilian	7.8	8.4	8.9	9.1	8.8	9.6	9.7	9.5
<b>AIRLIFT FORCES (IV)</b>	70.8	73.2	73.6	80.5	79.4	78.9	78.3	69.7
Officer	7.8	7.9	8.0	9.2	9.4	9.4	9.4	7.7
Enlisted	48.0	50.5	50.9	56.8	55.4	55.0	55.0	49.6
Civilian	15.0	14.8	14.7	14.5	14.6	14.5	13.9	12.4
<b>GUARD/RES FORCES (V)</b>	35.7	36.9	37.8	37.7	39.0	39.4	40.5	40.1
Officer	0.5	0.4	0.4	0.4	0.4	0.4	0.4	0.3
Enlisted	1.0	1.0	1.1	1.0	1.1	1.0	1.0	0.9
Civilian	34.2	35.5	36.3	36.3	37.5	38.0	39.1	38.9
<b>R&amp;D (V1)</b>	34.5	35.6	36.2	36.7	37.0	36.3	37.3	21.6
Officer	6.6	6.9	7.2	7.5	7.8	7.9	8.1	2.9
Enlisted	9.4	9.8	10.0	10.1	10.1	9.7	9.6	7.9
Civilian	18.5	18.9	19.0	19.1	19.1	18.7	19.6	10.8
<b>CENT SPLY/MAINT (VII)</b>	102.3	106.3	108.4	111.5	116.6	115.2	112.5	122.0
Officer	3.1	3.4	3.5	4.3	4.4	4.3	4.4	9.2
Enlisted	6.8	7.2	7.7	8.3	8.4	8.7	8.8	10.9
Civilian	92.4	95.7	97.2	98.9	103.8	102.2	99.3	101.9
<b>TNG/MEDICAL (VIII)</b>	154.1	159.0	157.6	150.7	160.2	159.9	158.5	133.0
Officer	27.3	29.4	30.5	29.0	30.5	29.2	27.2	28.7
Enlisted	98.4	100.9	98.2	92.8	99.9	101.0	100.7	74.8
Cadets	4.4	4.5	4.5	4.5	4.5	4.5	4.5	4.5
Civilian	24.0	24.2	24.4	24.4	25.3	25.2	26.1	25.0
<b>ADMIN/OTHER (IX)</b>	18.1	18.2	18.8	19.0	19.1	18.1	19.1	18.1
Officer	5.2	5.4	5.7	5.8	5.9	5.6	5.6	5.1
Enlisted	5.5	5.0	5.1	5.2	5.0	4.8	4.8	4.7
Civilian	7.4	7.8	8.0	8.0	8.2	7.7	8.7	8.3
<b>SPT OTH NATIONS (X)</b>	5.2	4.8	5.2	5.4	5.2	4.8	5.1	6.1
Officer	1.4	1.3	1.4	1.4	1.4	1.3	1.3	1.3
Enlisted	2.6	2.5	2.6	2.7	2.4	2.4	2.4	2.4
Civilian	1.2	1.0	1.2	1.3	1.4	1.1	1.4	2.4

Footnote: 1/ Totals may not add due to rounding. OPR: AF/DPPP-(OFF) Mr B Starry, Ext 78915;  
(ENL) Ms J E Breeden, Ext 56711. (CIV)-AF/DPCX, Mr J M Wyatt, Ext 42438.

**TABLE C-4**  
**AF PERSONNEL BY MAJOR COMMAND, SEPARATE OPERATING**  
**AGENCY AND DIRECT REPORTING UNIT 1/**

	FY 80	FY 82	FY 83	FY 84	FY 85	FY 86	FY 87	FY 88
<b>MAJOR COMMAND</b>	<b>724,992</b>	<b>757,097</b>	<b>768,212</b>	<b>776,626</b>	<b>790,261</b>	<b>793,870</b>	<b>786,353</b>	<b>743,930</b>
Officers	91,822	94,516	96,755	99,606	101,527	101,830	98,658	96,588
Enlisted	451,332	468,246	473,724	478,147	480,153	484,867	483,124	455,121
Civilians	181,838	194,335	197,733	198,873	208,581	207,173	204,571	192,221
<b>AIR TRAINING CMD</b>	<b>100,324</b>	<b>99,149</b>	<b>86,014</b>	<b>84,786</b>	<b>90,040</b>	<b>87,670</b>	<b>83,512</b>	<b>70,770</b>
Officers	15,276	16,437	12,446	12,576	12,502	11,822	11,140	11,052
Enlisted	69,349	67,664	59,553	58,167	62,628	61,832	58,337	47,007
Civilians	15,699	15,048	14,015	14,043	14,910	14,016	14,035	12,711
<b>AIR UNIVERSITY 2/</b>	<b>-</b>	<b>-</b>	<b>9,151</b>	<b>9,275</b>	<b>8,716</b>	<b>8,075</b>	<b>7,811</b>	<b>7,339</b>
Officers	Formerly		4,489	4,530	4,384	4,252	4,137	4,040
Enlisted	accumulated		2,968	3,018	2,599	2,274	2,073	1,796
Civilians	under ATC		1,694	1,727	1,733	1,549	1,601	1,503
<b>AEROSPACE DEF CMD</b>	<b>1,632</b>	<b>-</b>	<b>-</b>	<b>-</b>	<b>-</b>	<b>-</b>	<b>-</b>	<b>-</b>
Officers	596	Deactivated Dec 79						
Enlisted	726	SEE "SPACE COMMAND"						
Civilians	310							
<b>ALASKAN AIR CMD</b>	<b>8,396</b>	<b>9,112</b>	<b>8,814</b>	<b>8,758</b>	<b>8,873</b>	<b>8,925</b>	<b>9,014</b>	<b>8,790</b>
Officers	844	868	833	802	807	844	828	823
Enlisted	6,436	7,102	6,813	6,778	6,716	6,805	6,813	6,689
Civilians	1,116	1,142	1,168	1,178	1,350	1,276	1,373	1,278
<b>AF COMM CMD</b>	<b>47,230</b>	<b>50,108</b>	<b>51,775</b>	<b>55,351</b>	<b>57,682</b>	<b>58,408</b>	<b>58,340</b>	<b>54,730</b>
Officers	3,043	3,252	3,306	3,899	4,352	4,499	4,379	4,137
Enlisted	38,182	39,759	41,246	43,919	45,060	45,187	45,278	42,934
Civilians	6,005	7,097	7,223	7,533	8,270	8,722	8,683	7,659
<b>ELEC SECURITY CMD</b>	<b>10,957</b>	<b>11,935</b>	<b>12,798</b>	<b>13,736</b>	<b>13,849</b>	<b>13,763</b>	<b>13,963</b>	<b>13,739</b>
Officers	863	959	1,038	1,063	1,089	1,153	1,205	1,186
Enlisted	9,217	10,050	10,779	11,664	11,694	11,474	11,559	11,337
Civilians	877	926	981	1,009	1,066	1,136	1,199	1,216
<b>AF LOGISTICS CMD</b>	<b>89,541</b>	<b>92,796</b>	<b>94,843</b>	<b>96,498</b>	<b>101,874</b>	<b>102,651</b>	<b>97,929</b>	<b>91,957</b>
Officers	2,633	2,809	2,927	2,796	3,182	3,224	3,136	3,088
Enlisted	7,137	7,367	8,003	8,458	8,486	8,655	8,765	8,593
Civilians	79,771	82,620	83,913	85,244	90,206	90,772	86,028	80,276
<b>MILITARY AIRLIFT CMD</b>	<b>85,016</b>	<b>89,349</b>	<b>93,950</b>	<b>94,319</b>	<b>93,158</b>	<b>93,378</b>	<b>93,820</b>	<b>89,503</b>
Officers	11,937	11,951	12,558	12,630	12,915	12,985	12,749	12,407
Enlisted	59,059	61,421	65,157	65,642	64,275	64,865	65,572	62,844
Civilians	14,020	15,977	16,235	16,047	15,968	15,528	15,499	14,252
<b>PAC AIR FORCES CMD</b>	<b>27,181</b>	<b>35,916</b>	<b>36,287</b>	<b>36,612</b>	<b>38,369</b>	<b>38,630</b>	<b>39,267</b>	<b>38,860</b>
Officers	3,165	3,246	3,304	3,358	3,378	3,456	3,491	3,440
Enlisted	21,709	23,362	23,622	24,083	25,263	25,533	25,670	25,416
Civilians	2,307	9,308	9,361	9,171	9,728	9,641	10,106	10,004
<b>SPACE CMD</b>	<b>-</b>	<b>1,838</b>	<b>6,268</b>	<b>6,379</b>	<b>6,217</b>	<b>6,947</b>	<b>7,390</b>	<b>7,922</b>
Officers	-	685	1,567	1,662	1,699	1,778	1,858	2,030
Enlisted	-	800	3,472	3,458	3,295	3,902	4,121	4,174
Civilians	-	353	1,229	1,259	1,223	1,267	1,411	1,718

**TABLE C-4 (CONT'D)**  
**AF PERSONNEL BY MAJOR COMMAND, SEPARATE OPERATING**  
**AGENCY AND DIRECT REPORTING UNIT 1/**

	FY 80	FY 82	FY 83	FY 84	FY 85	FY 86	FY 87	FY 88
<b>STRATEGIC AIR CMD</b>	<b>117,689</b>	<b>120,135</b>	<b>117,557</b>	<b>118,074</b>	<b>116,438</b>	<b>118,670</b>	<b>121,096</b>	<b>116,805</b>
Officers	18,459	17,558	16,566	17,125	17,358	17,646	17,458	17,347
Enlisted	85,532	89,325	88,466	88,864	86,810	88,984	91,270	87,676
Civilians	13,698	13,252	12,525	12,085	12,270	12,040	12,368	11,782
<b>AF SYSTEMS CMD</b>	<b>51,827</b>	<b>52,583</b>	<b>54,506</b>	<b>56,260</b>	<b>57,913</b>	<b>56,671</b>	<b>53,359</b>	<b>51,197</b>
Officers	9,949	10,561	11,255	12,177	12,802	12,685	10,970	10,458
Enlisted	15,933	15,613	16,024	16,483	16,468	16,068	13,924	13,221
Civilians	25,945	26,409	27,227	27,600	28,643	27,918	28,465	27,518
<b>TACTICAL AIR CMD</b>	<b>109,495</b>	<b>116,960</b>	<b>116,299</b>	<b>114,016</b>	<b>111,734</b>	<b>113,370</b>	<b>113,985</b>	<b>107,868</b>
Officers	13,904	14,391	14,225	14,286	14,336	14,596	14,330	13,767
Enlisted	84,019	90,680	90,299	88,240	85,558	87,403	87,404	82,639
Civilians	11,572	11,889	11,775	11,490	11,840	11,371	12,251	11,462
<b>US AIR FORCES, EUROPE</b>	<b>67,014</b>	<b>67,244</b>	<b>69,478</b>	<b>71,480</b>	<b>74,279</b>	<b>75,349</b>	<b>75,332</b>	<b>72,770</b>
Officers	6,854	6,868	7,063	7,067	7,184	7,244	7,298	7,069
Enlisted	50,011	50,616	52,601	54,436	56,380	56,889	57,302	55,659
Civilians	10,149	9,760	9,814	9,977	10,715	11,216	10,732	10,042
<b>AF ELEMENTS, OTHER; AF ELEMENTS, EUROPE</b>	<b>8,690</b>	<b>9,972</b>	<b>10,472</b>	<b>11,082</b>	<b>11,119</b>	<b>11,363</b>	<b>11,535</b>	<b>11,784</b>
Officers	4,299	4,931	5,178	5,635	5,539	5,646	5,679	5,744
Enlisted	4,022	4,487	4,721	4,937	4,921	4,996	5,036	5,136
Civilians	369	554	573	510	659	721	820	904
<b>SOA *</b>	<b>30,274</b>	<b>33,413</b>	<b>34,715</b>	<b>35,113</b>	<b>35,920</b>	<b>35,828</b>	<b>41,681</b>	<b>54,460</b>
Officers	2,817	3,137	3,214	3,337	3,328	3,324	4,883	4,883
Enlisted	4,391	5,169	5,469	5,577	5,428	5,538	7,896	7,896
Civilians	23,066	25,107	26,032	26,199	27,164	26,966	28,902	28,902
<b>AF ACCT &amp; FIN CTR</b>	<b>2,060</b>	<b>2,311</b>	<b>2,335</b>	<b>2,400</b>	<b>2,411</b>	<b>2,431</b>	<b>2,495</b>	<b>2,339</b>
Officers	48	61	64	72	61	62	61	58
Enlisted	191	193	179	157	147	157	169	167
Civilians	1,821	2,057	2,092	2,171	2,203	2,212	2,265	2,114
<b>AF ACQUISITION LOG CTR</b>	-	-	-	-	83	-	-	-
Officers					26			
Enlisted	Activated FY 85				7	Deactivated		
Civilians					50	Nov 85		
<b>AF AUDIT AGENCY</b>	<b>915</b>	<b>962</b>	<b>977</b>	<b>988</b>	<b>999</b>	<b>945</b>	<b>966</b>	<b>933</b>
Officers	204	190	212	219	221	208	215	205
Enlisted	49	25	22	19	17	18	18	16
Civilians	662	747	743	750	761	719	733	712
<b>AF COMMISSARY SVC</b>	<b>8,518</b>	<b>8,732</b>	<b>9,049</b>	<b>9,208</b>	<b>9,412</b>	<b>9,265</b>	<b>9,841</b>	<b>9,835</b>
Officers	40	40	36	49	52	42	50	48
Enlisted	638	620	655	810	1,082	1,070	1,078	992
Civilians	7,840	8,072	8,358	8,349	8,278	8,153	8,713	8,795
<b>AF ENG &amp; SVCS CTR</b>	<b>509</b>	<b>838</b>	<b>847</b>	<b>858</b>	<b>910</b>	<b>937</b>	<b>945</b>	<b>945</b>
Officers	-	168	168	166	167	159	156	151
Enlisted	168	220	229	226	228	233	233	240
Civilians	341	450	450	466	515	545	556	554

\* SEPARATE OPERATING AGENCY

TABLE C-4 (CONT'D)  
AF PERSONNEL BY MAJOR COMMAND, SEPARATE OPERATING  
AGENCY AND DIRECT REPORTING UNIT 1/

	FY 80	FY 82	FY 83	FY 84	FY 85	FY 86	FY 87	FY 88
<b>AF INSP/SAFTY CTR</b>	<b>502</b>	<b>499</b>	<b>506</b>	<b>509</b>	<b>503</b>	<b>453</b>	<b>455</b>	<b>478</b>
Officers	287	293	291	298	287	271	272	281
Enlisted	81	79	77	76	72	67	70	70
Civilians	134	127	138	135	144	115	113	127
<b>AF INTEL SVC</b>	<b>583</b>	<b>708</b>	<b>762</b>	<b>761</b>	<b>780</b>	<b>832</b>	<b>872</b>	<b>878</b>
Officers	200	238	267	277	299	327	335	329
Enlisted	247	296	300	306	292	305	319	331
Civilians	136	174	195	178	189	200	218	218
<b>AF LEGAL SVCS CTR</b>	<b>513</b>	<b>525</b>	<b>543</b>	<b>566</b>	<b>578</b>	<b>591</b>	<b>606</b>	<b>598</b>
Officers	244	247	259	274	287	299	303	304
Enlisted	131	126	138	144	145	143	153	152
Civilians	138	152	146	148	146	149	150	142
<b>AF MGMT ENG AGENCY</b>	<b>-</b>	<b>-</b>	<b>-</b>	<b>-</b>	<b>279</b>	<b>286</b>	<b>301</b>	<b>290</b>
Officers					82	84	89	78
Enlisted	Formerly accumulated under				104	112	124	123
Civilians	AFMPC				93	90	88	89
<b>AF MANPR/PERS CTR</b>	<b>2,659</b>	<b>2,704</b>	<b>2,638</b>	<b>2,628</b>	<b>2,606</b>	<b>2,126</b>	<b>2,109</b>	<b>2,031</b>
Officers	665	642	633	626	544	539	538	552
Enlisted	1,172	1,159	1,151	1,113	997	987	975	962
Civilians	822	903	854	889	1,065	600	596	517
<b>AF OFF OF MED SPT</b>	<b>153</b>	<b>157</b>	<b>159</b>	<b>163</b>	<b>151</b>	<b>271</b>	<b>302</b>	<b>236</b>
Officers	72	79	82	88	79	81	94	92
Enlisted	14	15	15	16	12	13	14	15
Civilians	67	63	62	59	60	177	194	129
<b>AF OFF SEC POLICE</b>	<b>72</b>	<b>113</b>	<b>123</b>	<b>135</b>	<b>131</b>	<b>127</b>	<b>134</b>	<b>128</b>
Officers	35	36	38	43	40	35	34	34
Enlisted	14	20	26	31	32	30	37	34
Civilians	23	57	59	61	59	62	63	60
<b>AF OFF SPEC INVES</b>	<b>1,931</b>	<b>2,249</b>	<b>2,251</b>	<b>2,247</b>	<b>2,289</b>	<b>2,426</b>	<b>2,459</b>	<b>2,442</b>
Officers	485	542	568	546	577	590	594	614
Enlisted	1,140	1,315	1,287	1,277	1,245	1,337	1,350	1,325
Civilians	306	392	396	424	467	499	515	503
<b>AF OT&amp;E CTR</b>	<b>459</b>	<b>536</b>	<b>616</b>	<b>646</b>	<b>652</b>	<b>668</b>	<b>698</b>	<b>676</b>
Officers	288	328	386	412	410	433	439	407
Enlisted	79	87	99	101	88	92	94	98
Civilians	92	121	131	133	154	143	165	171
<b>AF RESERVE 2/</b>	<b>11,265</b>	<b>12,261</b>	<b>12,215</b>	<b>12,399</b>	<b>12,503</b>	<b>12,847</b>	<b>13,291</b>	<b>13,863</b>
Officers	217	220	100	162	101	99	103	98
Enlisted	414	420	523	587	229	207	199	198
Civilians	10,634	11,621	11,592	11,650	12,173	12,541	12,989	13,567
<b>AIR RES PERS CTR 3/</b>	<b>-</b>	<b>-</b>	<b>822</b>	<b>769</b>	<b>751</b>	<b>712</b>	<b>723</b>	<b>724</b>
Officers	Formerly		37	48	33	32	27	26
Enlisted	accumulated		137	111	91	90	96	100
Civilians	under AFRES		648	610	627	590	600	598

**TABLE C-4 (CONT'D)**  
**AF PERSONNEL BY MAJOR COMMAND, SEPARATE OPERATING**  
**AGENCY AND DIRECT REPORTING UNIT 1/**

	FY 80	FY 82	FY 83	FY 84	FY 85	FY 86	FY 87	FY 88
<b>AF SVC INFO/NEWS CTR</b>	135	818	872	836	882	911	887	848
Officers	32	53	73	57	62	63	60	54
Enlisted	53	594	631	603	640	677	654	621
Civilians	50	171	168	176	180	171	173	173
<b>SAN ANTONIO JMC</b>	-	-	-	-	-	-	4,597	5,529
Officers	Activated Jan 87						1,513	1,559
Enlisted	Activated Jan 87						2,313	2,144
Civilians	Activated Jan 87						771	1,826
<b>DIRECT RPT UNITS</b>	30,611	34,240	34,105	34,415	34,690	37,502	38,878	38,436
Officers	3108	3534	3476	3646	3545	3892	3797	3648
Enlisted	1971	3057	3208	3160	3022	4261	4224	4247
Civilians	25532	27649	27421	27609	28123	29349	30857	30541
<b>AF ACADEMY 4/</b>	4,187	4,258	4,348	4,267	4,261	4,315	4,277	4,275
Officers	1058	1,106	1,158	1,144	1,169	1,175	1,171	1,181
Enlisted	1400	1455	1515	1,447	1,470	1,510	1,451	1,498
Civilians	1,729	1,697	1,675	1,676	1,622	1,630	1,655	1,596
<b>AF CENTER FOR INTERNATIONAL PROGRAMS</b>					67	65	65	68
Officers	Activated FY 85				43	43	41	43
Enlisted	Activated FY 85				-	-	-	-
Civilians	Activated FY 85				24	22	24	25
<b>AF CENTER FOR STUDIES AND ANALYSIS</b>					153	147	144	128
Officers	Activated FY 85				99	94	90	82
Enlisted	Activated FY 85				10	12	12	11
Civilians	Activated FY 85				44	41	42	35
<b>AF CIVILIAN PERSONNEL MANAGEMENT CENTER</b>						696	1,283	1,381
Officers	Formerly accumulated under AFMPC					3	3	3
Enlisted	Formerly accumulated under AFMPC					1	1	1
Civilians	Formerly accumulated under AFMPC					692	1,279	1,377
<b>AF COMBAT OPER STAFF</b>	176	218	224	247	244	256	276	281
Officers	74	108	112	123	128	142	137	155
Enlisted	92	88	92	103	96	97	105	105
Civilians	10	22	20	21	20	17	34	21
<b>AF COST CENTER</b>	-	-	-	-	-	-	34	45
Officers	Activated Nov 86						15	22
Enlisted	Activated Nov 86						1	1
Civilians	Activated Nov 86						18	22
<b>AF DIST OF WASH</b>	1,009	1,022	1,010	1,000	839	2,428	2,428	2,429
Officers	211	216	216	207	115	200	191	195
Enlisted	280	268	273	273	254	1,237	1,240	1,273
Civilians	518	538	521	520	470	991	997	961
<b>AF HIST RES CTR</b>	75	89	88	92	97	101	101	99
Officers	5	9	8	10	9	10	8	7
Enlisted	12	10	12	12	13	12	15	14
Civilians	58	70	68	70	75	79	78	78

**TABLE C-4 (CONT'D)**  
**AF PERSONNEL BY MAJOR COMMAND, SEPARATE OPERATING**  
**AGENCY AND DIRECT REPORTING UNIT 1/**

	FY 80	FY 82	FY 83	FY 84	FY 85	FY 86	FY 87	FY 88
<b>DIRECT REPORTING UNITS (CONT'D)</b>								
<b>US SPACOM/NORAD</b>	-	-	-	-	-	482	602	616
Officers						223	316	313
Enlisted	Activated FY 86					173	189	202
Civilians						86	97	101
<b>AF REVIEW BOARDS OFF</b>	-	-	-	-	74	81	71	80
Officers						11	12	13
Enlisted	Formerly accumulated					4	4	5
Civilians	under HAF					59	65	62
<b>AF TECH APPL'N CTR</b>	-	1,374	1,349	1,352	1,315	1,487	1,366	1,317
Officers	Not	235	235	245	249	241	253	237
Enlisted	Readily	1051	1034	1024	982	1017	1021	991
Civilians	Available	88	80	83	84	229	92	89
<b>ANG SUPPORT CTR</b>	126	153	219	384	220	245	268	369
Officers	27	46	3	97	7	9	10	12
Enlisted	12	5	95	111	4	7	6	7
Civilians	87	102	121	176	209	229	252	350
<b>ANG CIVILIANS</b>	21,815	23,732	23,652	23,869	24,312	24,115	25,259	-
Officers	-	-	-	-	-	-	-	-
Enlisted	-	-	-	-	-	-	-	-
Civilians	21,815	23,732	23,652	23,869	24,312	24,115	25,259	24,884
<b>HAF</b>	3,223	3,394	3,215	3,204	3,108	3,084	2,704	2,464
Officers	1,733	1,814	1,744	1,820	1,715	1,740	1,550	1,385
Enlisted	175	180	187	190	189	191	179	139
Civilians	1,315	1,400	1,284	1,194	1,204	1,153	975	940

Footnotes:

1/ Includes nonchargeables who are active duty personnel (primarily Reservists) paid from other than Appropriation 3500 funds, and are included in FY 80-84 figures. Note also, prior to this edition, the table did not account for all agencies in the Air Force. Starting with FY 85 however, data for all Air Force MAJCOMs, SOAs and DRUs are shown.

2/ Effective 1 May 1983, the status of the Air Force Reserve was changed from that of a Direct Reporting Unit to a Separate Operating Agency of the US Air Force. The Chief of the Air Reserve was designated as having a dual position, one on the Air Staff and one in the Air Force Reserve as its Commander.

3/ Effective 1 May 1983, the status of the Air Force Reserve Center was changed from that of an organizational element of the Air Force Reserve to a Separate Operating Agency of the US Air Force.

4/ Excludes Cadets (4.4 thousand in FY 85 through FY 88).

OPR:

Officers: AF/DPPP, Mr B Starry, Ext 78915, 4E153.

Enlisted: AF/DPPP, Ms J E Breeden, Ext 56711, 4E153.

Civilian: AF/DPCX, Mr J Wyatt, Ext 42478, 4E240.

TABLE C-5

## PERSONNEL BY STATE AND COUNTRY OF ASSIGNMENT, 1982-1988

	FY82	FY83	FY84	FY85	FY86	FY87	FY88
<b>I. UNITED STATES</b>							
Alabama	7,067	7,204	7,054	7,195	7,099	7,216	6,942
Military	4,714	4,825	4,562	4,606	4,665	4,653	4,515
Civilian	2,353	2,379	2,492	2,589	2,434	2,563	2,427
Arizona	18,927	19,458	17,659	16,645	17,867	17,838	17,642
Military	15,683	16,225	14,426	13,336	14,549	14,257	14,146
Civilian	3,244	3,233	3,233	3,309	3,318	3,581	3,496
Arkansas	9,969	10,139	10,359	10,275	10,202	9,487	8,748
Military	8,983	9,157	9,380	9,303	9,217	8,503	7,855
Civilian	986	982	979	972	985	984	893
California	80,731	81,898	81,787	82,961	83,088	82,092	78,580
Military	52,896	53,788	53,456	53,496	53,590	53,298	51,047
Civilian	27,835	28,110	28,331	29,465	29,498	28,794	27,533
Colorado	21,802	21,034	20,771	21,110	23,672	23,188	21,215
Military	14,413	13,567	13,259	13,395	15,726	15,057	13,432
Civilian	7,389	7,467	7,512	7,715	7,946	8,131	7,783
Connecticut	268	268	245	242	227	216	187
Military	78	83	57	60	68	61	51
Civilian	190	185	188	182	159	155	136
Delaware	6,302	6,176	6,114	6,020	6,062	6,126	5,846
Military	4,964	4,795	4,780	4,664	4,693	4,723	4,490
Civilian	1,338	1,381	1,334	1,356	1,369	1,403	1,356
District of Columbia	3,895	4,180	4,226	4,326	4,519	4,696	4,611
Military	2,938	3,161	3,166	3,224	3,427	3,490	3,474
Civilian	957	1,019	1,060	1,102	1,092	1,206	1,137
Florida	39,758	39,858	39,752	40,007	39,946	41,084	40,884
Military	31,223	31,140	31,090	30,896	31,158	31,748	31,642
Civilian	8,535	8,718	8,662	9,111	8,788	9,336	9,242
Georgia	24,119	24,494	24,378	25,115	25,218	22,900	23,165
Military	7,828	8,008	7,794	7,773	7,862	6,130	7,457
Civilian	16,291	16,486	16,584	17,342	17,356	16,770	15,708
Idaho	4,598	4,541	4,426	4,519	4,316	4,472	4,244
Military	4,120	4,052	3,928	3,988	3,846	3,922	3,739
Civilian	478	489	498	531	470	550	505
Illinois	17,259	16,889	16,787	17,379	17,520	17,107	14,936
Military	12,743	12,243	12,273	12,794	12,919	12,425	10,682
Civilian	4,516	4,646	4,514	4,585	4,601	4,682	4,254
Indiana	3,249	3,439	3,391	3,547	3,604	3,650	3,502
Military	2,498	2,669	2,648	2,799	2,851	2,875	2,735
Civilian	751	770	743	748	753	775	767
Iowa	70	76	60	63	69	65	58
Military	67	73	57	60	66	62	55
Civilian	3	3	3	3	3	3	3



TABLE C-5 (CONT'D)

## PERSONNEL BY STATE AND COUNTRY OF ASSIGNMENT, 1982-1988

	FY82	FY83	FY84	FY85	FY86	FY87	FY88
<b>I. UNITED STATES (CONT'D)</b>							
<b>Kansas</b>	4,242	4,319	4,407	4,226	3,478	3,819	4,063
Military	3,625	3,746	3,775	3,555	2,856	3,229	3,487
Civilian	617	573	632	671	622	590	576
<b>Kentucky</b>	251	259	267	263	278	286	9,380
Military	246	254	262	258	272	279	245
Civilian	5	5	5	5	6	7	5
<b>Louisiana</b>	10,677	10,792	10,706	10,868	11,258	11,391	11,435
Military	8,874	8,958	8,841	8,929	9,351	9,467	9,380
Civilian	1,803	1,834	1,865	1,939	1,907	1,924	2,055
<b>Maine</b>	3,954	4,102	4,111	4,130	4,379	4,576	4,239
Military	3,359	3,520	3,555	3,549	3,798	3,996	3,672
Civilian	595	582	556	581	581	580	567
<b>Maryland</b>	11,058	11,553	11,424	11,561	11,513	11,771	11,221
Military	8,343	8,826	8,725	8,851	8,828	8,892	8,574
Civilian	2,715	2,727	2,699	2,710	2,685	2,879	2,647
<b>Massachusetts</b>	6,058	5,936	6,040	6,172	6,227	6,084	6,089
Military	2,373	2,457	2,548	2,496	2,560	2,755	2,630
Civilian	3,685	3,479	3,492	3,676	3,667	3,329	3,459
<b>Michigan</b>	9,484	9,219	9,307	9,221	9,434	9,119	8,752
Military	7,211	7,503	7,609	7,325	7,147	7,394	7,080
Civilian	2,273	1,716	1,698	1,896	2,287	1,725	1,672
<b>Minnesota</b>	569	531	499	514	531	499	512
Military	167	141	129	128	128	128	128
Civilian	402	390	370	386	403	371	384
<b>Mississippi</b>	17,663	16,193	15,729	15,608	15,794	15,305	12,404
Military	14,731	13,247	12,848	12,574	12,931	12,501	9,924
Civilian	2,932	2,946	2,881	3,034	2,863	2,804	2,480
<b>Missouri</b>	4,206	4,355	4,332	4,315	4,208	4,258	4,192
Military	3,491	3,608	3,592	3,500	3,379	3,390	3,322
Civilian	715	747	740	815	829	868	870
<b>Montana</b>	4,604	4,396	4,320	4,315	4,305	4,431	4,663
Military	4,115	3,940	3,886	3,804	3,788	3,871	4,110
Civilian	489	456	434	511	517	560	553
<b>Nebraska</b>	13,425	13,392	13,934	14,091	14,256	14,586	14,181
Military	11,630	11,579	12,166	12,337	12,454	12,743	12,389
Civilian	1,795	1,813	1,768	1,754	1,802	1,843	1,792
<b>Nevada</b>	11,287	11,958	12,381	10,126	12,716	12,754	9,325
Military	10,155	10,877	11,263	8,917	11,628	11,478	8,186
Civilian	1,132	1,081	1,118	1,209	1,088	1,276	1,139
<b>New Hampshire</b>	4,001	4,103	4,191	4,229	4,202	4,249	4,130
Military	3,414	3,559	3,652	3,660	3,667	3,706	3,586
Civilian	587	544	539	569	535	543	544

TABLE C-5 (CONT'D)

## PERSONNEL BY STATE AND COUNTRY OF ASSIGNMENT, 1982-1988

	FY82	FY83	FY84	FY85	FY86	FY87	FY88
<b>I. UNITED STATES (CONT'D)</b>							
New Jersey	6,560	6,603	6,513	6,257	6,279	6,352	6,079
Military	4,999	5,034	4,978	4,727	4,853	4,856	4,646
Civilian	1,561	1,569	1,535	1,530	1,426	1,496	1,433
New Mexico	18,341	18,528	18,820	18,759	19,087	18,998	17,279
Military	14,341	14,571	14,808	14,717	14,830	14,647	13,172
Civilian	4,000	3,957	4,012	4,042	4,257	4,351	4,107
New York	13,118	13,502	12,931	12,954	12,728	12,560	11,936
Military	9,142	9,389	9,045	9,058	8,843	8,722	8,228
Civilian	3,976	4,113	3,886	3,896	3,885	3,838	3,708
North Carolina	10,130	9,915	10,546	9,980	9,953	10,151	9,810
Military	9,189	8,960	9,572	8,991	8,950	9,121	8,759
Civilian	941	955	974	989	1,003	1,030	1,051
North Dakota	11,739	12,361	12,646	12,632	11,985	12,184	11,847
Military	10,725	11,355	11,633	11,501	10,787	11,012	10,695
Civilian	1,014	1,006	1,013	1,131	1,198	1,172	1,152
Ohio	28,527	29,453	32,024	32,542	30,487	30,180	29,072
Military	9,081	9,909	12,454	12,282	9,867	9,915	9,610
Civilian	19,446	19,544	19,570	20,260	20,620	20,265	19,462
Oklahoma	28,985	29,981	30,594	31,925	32,568	31,508	29,257
Military	10,794	11,712	12,191	12,295	12,407	12,477	12,017
Civilian	18,191	18,269	18,403	19,630	20,161	19,031	17,240
Oregon	241	194	154	276	368	275	287
Military	93	85	71	66	77	63	58
Civilian	148	109	83	210	291	212	229
Pennsylvania	1,078	1,064	1,044	1,093	1,164	1,116	1,098
Military	389	376	356	374	451	395	374
Civilian	689	688	688	719	713	721	724
Rhode Island	49	55	57	40	50	43	57
Military	48	54	57	39	48	41	56
Civilian	1	1	-	1	2	2	1
South Carolina	14,780	15,337	15,787	15,914	16,149	16,174	15,698
Military	12,514	13,048	13,473	13,549	13,836	13,837	13,393
Civilian	2,266	2,289	2,314	2,365	2,313	2,337	2,305
South Dakota	6,462	6,817	6,651	6,577	6,568	7,225	7,213
Military	5,929	6,284	6,124	5,965	5,939	6,582	6,567
Civilian	533	533	527	612	629	643	646
Tennessee	495	585	558	524	509	498	479
Military	272	358	333	295	289	277	263
Civilian	223	227	225	229	220	221	216
Texas	83,675	84,505	84,510	87,320	86,696	87,984	83,586
Military	53,813	54,114	53,906	55,227	54,161	55,424	51,970
Civilian	29,862	30,391	30,604	32,093	32,535	32,560	31,616

TABLE C-5 (CONT'D)

## PERSONNEL BY STATE AND COUNTRY OF ASSIGNMENT, 1982-1988

	FY82	FY83	FY84	FY85	FY86	FY87	FY88
<b>I. UNITED STATES (CONT'D)</b>							
<b>New Jersey</b>	6,560	6,603	6,513	6,257	6,279	6,352	6,079
Military	4,999	5,034	4,978	4,727	4,853	4,856	4,646
Civilian	1,561	1,569	1,535	1,530	1,426	1,496	1,433
<b>New Mexico</b>	18,341	18,528	18,820	18,759	19,087	18,998	17,279
Military	14,341	14,571	14,808	14,717	14,830	14,647	13,172
Civilian	4,000	3,957	4,012	4,042	4,257	4,351	4,107
<b>New York</b>	13,118	13,502	12,931	12,954	12,728	12,560	11,936
Military	9,142	9,389	9,045	9,058	8,843	8,722	8,228
Civilian	3,976	4,113	3,886	3,896	3,885	3,838	3,708
<b>North Carolina</b>	10,130	9,915	10,546	9,980	9,953	10,151	9,810
Military	9,189	8,960	9,572	8,991	8,950	9,121	8,759
Civilian	941	955	974	989	1,003	1,030	1,051
<b>North Dakota</b>	11,739	12,361	12,646	12,632	11,985	12,184	11,847
Military	10,725	11,355	11,633	11,501	10,787	11,012	10,695
Civilian	1,014	1,006	1,013	1,131	1,198	1,172	1,152
<b>Ohio</b>	28,527	29,453	32,024	32,542	30,487	30,180	29,072
Military	9,081	9,909	12,454	12,282	9,867	9,915	9,610
Civilian	19,446	19,544	19,570	20,260	20,620	20,265	19,462
<b>Oklahoma</b>	28,985	29,981	30,594	31,925	32,568	31,508	29,257
Military	10,794	11,712	12,191	12,295	12,407	12,477	12,017
Civilian	18,191	18,269	18,403	19,630	20,161	19,031	17,240
<b>Oregon</b>	241	194	154	276	368	275	287
Military	93	85	71	66	77	63	58
Civilian	148	109	83	210	291	212	229
<b>Pennsylvania</b>	1,078	1,064	1,044	1,093	1,164	1,116	1,098
Military	389	376	356	374	451	395	374
Civilian	689	688	688	719	713	721	724
<b>Rhode Island</b>	49	55	57	40	50	43	57
Military	48	54	57	39	48	41	56
Civilian	1	1	-	1	2	2	1
<b>South Carolina</b>	14,780	15,337	15,787	15,914	16,149	16,174	15,698
Military	12514	13048	13473	13549	13836	13837	13,393
Civilian	2266	2289	2314	2365	2313	2337	2,305
<b>South Dakota</b>	6,462	6,817	6,651	6,577	6,568	7,225	7,213
Military	5929	6284	6124	5965	5939	6582	6,567
Civilian	533	533	527	612	629	643	646
<b>Tennessee</b>	495	585	558	524	509	498	479
Military	272	358	333	295	289	277	263
Civilian	223	227	225	229	220	221	216
<b>Texas</b>	83,675	84,505	84,510	87,320	86,696	87,984	83,586
Military	53813	54114	53906	55227	54161	55424	51970
Civilian	29862	30391	30604	32093	32535	32560	31616

TABLE C-5 (CONT'D)

## PERSONNEL BY STATE AND COUNTRY OF ASSIGNMENT, 1982-1988

	FY82	FY83	FY84	FY85	FY86	FY87	FY88
<b>I. UNITED STATES (CONT'D)</b>							
Utah	19,949	19,965	20,167	20,943	20,422	19,368	18,623
Military	5,316	5,483	5,395	5,381	5,093	5,186	4,957
Civilian	14,633	14,482	14,772	15,562	15,329	14,182	13,666
Vermont	26	26	30	32	27	30	28
Military	25	25	29	31	26	29	27
Civilian	1	1	1	1	1	1	1
Virginia	19,566	19,654	19,436	19,446	19,517	18,779	19,050
Military	15,318	15,488	15,290	15,354	15,430	14,610	14,919
Civilian	4,248	4,166	4,146	4,092	4,087	4,169	4,131
Washington	11,891	12,338	12,281	12,292	12,240	12,207	11,791
Military	9,607	10,007	9,966	9,913	9,996	9,908	9,555
Civilian	2,284	2,331	2,315	2,379	2,244	2,299	2,236
West Virginia	55	50	48	47	45	38	37
Military	53	48	44	43	42	36	34
Civilian	2	2	4	4	3	2	3
Wisconsin	449	490	459	461	479	442	456
Military	123	129	102	99	94	88	86
Civilian	326	361	357	362	385	354	370
Wyoming	4,015	4,160	4,217	4,327	4,636	4,762	4,534
Military	3,563	3,689	3,715	3,729	3,983	4,044	3,836
Civilian	452	471	502	598	653	718	698
ANG Total (CONUS)	ERR	ERR	ERR	ERR	ERR	ERR	24,435
Civilian	21,834	21,949	22,160	22,671	22,497	25,511	24,435
<b>II. SPECIAL LOCATIONS</b>							
Alaska	12,378	12,173	12,293	12,434	12,859	12,930	12,494
Military	10,896	10,681	10,766	10,763	11,188	11,180	10,927
Civilian	1,482	1,492	1,527	1,671	1,671	1,750	1,567
Hawaii	8,318	8,660	8,839	8,764	8,329	8,050	7,597
Military	6,207	6,588	6,763	6,699	6,279	6,119	5,826
Civilian	2,111	2,072	2,076	2,065	2,050	1,931	1,771
<b>III. OVERSEAS 1/</b>							
Australia	280	271	296	283	284	248	2
Military	278	268	293	281	282	245	130
Civilian	2	3	3	2	2	3	2
Belgium	664	675	1,037	1,824	2,131	2,158	1,631
Military	645	656	979	1,627	1,892	1,928	1,625
Civilian	19	19	58	197	239	230	6
Canada	235	253	125	113	117	125	134
Military	231	249	121	109	113	121	125
Civilian	4	4	4	4	4	4	9
Canal Zone(Panama)	2,470	2,699	2,852	2,974	3,171	3,385	3,461
Military	1,806	2,043	2,187	2,271	2,520	2,689	2,833
Civilian	664	656	665	703	651	696	628
Denmark	26	36	27	28	30	31	29
Military	19	29	22	23	25	26	24
Civilian	7	7	5	5	5	5	5

TABLE C-5 (CONT'D)

## PERSONNEL BY STATE AND COUNTRY OF ASSIGNMENT, 1982-1988

	FY82	FY83	FY84	FY85	FY86	FY87	FY88
<b>III. OVERSEAS 1/</b>							
<b>Egypt</b>	110	102	98	107	87	101	83
Military	94	86	84	70	49	67	50
Civilian	16	16	14	37	38	34	33
<b>France</b>	17	20	17	17	18	21	21
Military	12	15	11	11	13	17	19
Civilian	5	5	6	6	5	4	2
<b>FRG 2/</b>	45,679	47,186	47,900	49,964	48,633	49,712	42,511
Military	37,798	39,244	40,012	41,112	40,325	40,703	40,223
Civilian	7,881	7,942	7,888	8,852	8,308	9,009	2,288
<b>Greece</b>	3,000	3,130	3,251	3,192	3,014	3,020	2,447
Military	2,472	2,574	2,705	2,630	2,491	2,421	2,264
Civilian	528	556	546	562	523	599	183
<b>Greenland</b>	328	319	332	303	321	243	206
Military	325	316	329	300	317	240	202
Civilian	3	3	3	3	4	3	4
<b>Guam</b>	4,660	4,677	4,721	4,838	4,710	4,608	4,259
Military	4,013	4,018	4,046	4,128	4,028	3,938	3,666
Civilian	647	659	675	710	682	670	593
<b>Iceland</b>	1,134	1,175	1,209	1,416	1,427	1,421	1,442
Military	1,052	1,074	1,170	1,310	1,327	1,323	1,345
Civilian	82	101	39	106	100	98	97
<b>Israel</b>	18	21	24	32	33	34	34
Military	14	19	19	18	17	18	19
Civilian	4	2	5	14	16	16	15
<b>Italy</b>	4,954	5,447	6,266	6,668	6,971	7,087	6,885
Military	4,257	4,645	5,403	5,620	5,874	5,906	5,721
Civilian	697	802	863	1,048	1,097	1,181	1,164
<b>Japan</b>	19,664	19,648	20,111	21,526	22,120	22,548	17,347
Military	14,373	14,409	14,968	16,171	16,671	17,172	16,528
Civilian	5,291	5,239	5,143	5,355	5,449	5,376	819
<b>Korea</b>	11,981	12,386	12,750	13,064	13,543	13,741	13,774
Military	10,366	10,707	11,058	11,206	11,205	11,512	11,619
Civilian	1,615	1,679	1,692	1,858	2,338	2,229	2,155
<b>Netherlands</b>	1,905	2,025	2,104	2,131	2,190	2,630	2,119
Military	1,775	1,893	1,963	1,962	2,020	2,411	2,023
Civilian	130	132	141	169	170	219	96
<b>Norway</b>	148	158	159	155	155	169	164
Military	115	122	124	122	128	127	122
Civilian	33	36	35	33	27	42	42
<b>Philippine Islands</b>	11,553	11,883	12,038	12,242	12,240	12,633	12,535
Military	8,831	9,102	9,277	9,307	9,424	9,461	9,193
Civilian	2,722	2,781	2,761	2,935	2,816	3,172	3,342
<b>Portugal</b>	2,158	2,192	2,251	2,357	2,365	2,265	2,254
Military	1,083	1,159	1,235	1,268	1,234	1,233	1,217
Civilian	1,075	1,033	1,016	1,089	1,131	1,032	1,037
<b>Puerto Rico</b>	45	46	44	41	36	48	55
Military	44	45	44	40	35	39	46
Civilian	1	1	-	1	1	9	9

TABLE C-5 (CONT'D)

## PERSONNEL BY STATE AND COUNTRY OF ASSIGNMENT, 1982-1988

	FY82	FY83	FY84	FY85	FY86	FY87	FY88
<b>III. OVERSEAS (CONT'D)1/</b>							
Saudi Arabia	357	369	264	284	310	304	302
Military	309	317	205	205	209	204	196
Civilian	48	52	59	79	101	100	106
Spain	6,134	6,292	6,239	6,239	6,332	6,286	5,144
Military	5,084	5,265	5,190	5,165	5,151	5,062	4,836
Civilian	1,050	1,027	1,049	1,074	1,181	1,224	308
Thailand	31	36	29	29	33	35	32
Military	30	35	27	28	33	34	32
Civilian	1	1	2	1	-	1	-
Turkey	4,274	4,403	4,492	4,352	4,385	4,276	4,112
Military	3,837	3,981	4,052	3,860	3,855	3,743	3,624
Civilian	437	422	440	492	530	533	488
United Kingdom	25,259	27,468	28,336	29,191	29,492	26,364	26,695
Military	23,084	25,211	25,971	26,584	26,708	25,024	25,459
Civilian	2,175	2,257	2,365	2,607	2,784	1,340	1,236
Oth Foreign Countries	348	331	468	450	336	350	399
Military	341	319	453	402	292	290	282
Civilian	7	12	15	48	44	60	117
<b>TOTALS:</b>							
CONUS 7/--11/	641,453	648,294	650,749	656,055	664,626	668,530	633,557
MILITARY	420,211	426,119	427,728	423,913	431,610	435,183	410,144
CIVILIAN	221,242	222,175	223,021	232,142	233,016	233,347	223,413
SPEC LOCATIONS	20,696	20,833	21,132	21,198	21,188	20,980	20,091
MILITARY	17,103	17,269	17,529	17,462	17,467	17,299	16,753
CIVILIAN	3,593	3,564	3,603	3,736	3,721	3,681	3,338
OVERSEAS 12/	147,432	153,248	157,440	163,819	164,484	163,832	148,630
MILITARY	122,288	127,801	131,948	135,829	136,238	135,954	133,846
CIVILIAN	25,144	25,447	25,492	27,990	28,246	27,878	14,784
TRANSIENT 4/	19,436	17,147	16,271	20,717	19,971	15,147	11,240
GRAND TOTAL 5/	829,017	839,522	845,592	861,789	869,669	868,489	813,518
MILITARY	579,038	588,336	593,476	597,921	604,686	603,583	571,983
CIVILIAN 6/	249,979	251,186	252,116	263,868	264,983	264,906	241,535

## Footnotes:

1/ Only those countries with more than 20 assigned personnel have been listed separately.

2/ Data for Federal Republic of Germany includes West Berlin.

3/ Includes personnel assigned to all other countries not listed individually.

4/ Transients in CONUS and overseas are not included in sections I and III.

5/ Includes nonchargeables, but excludes Air Force Academy cadets.

6/ Civilian data are total on-board, unadjusted.

7/ FY 84: Military unknown of 466 included in this line.

8/ FY 85: Military unknown of 4932 included in this line.

9/ FY 86: Military unknown of 4184 included in this line.

10/FY 87: Military unknown of 8880 included in this line.

11/FY 88: Military unknown of 4889 included in this line.

12/FY 88: Military unknown of 423 included in this line.

OPR: AF/DPPP, Ms J E Breeden, Ext 56711, 4E153.

AF/DPCX, Mr J Wyatt, Ext 42478, 4E240.

TABLE C-6

## PERSONNEL DISTRIBUTION WITHIN MAJOR INSTALLATIONS 1/

	2/ FY 82	FY 83	FY 84	FY 85	FY 86	FY 87	FY 88
<b>Alabama/Gunter AFS</b>	1,970	1,989	2,074	2,159	2,191	2,286	2,220
Officers	335	340	348	355	351	373	368
Enlisted	831	861	901	893	961	971	985
Civilian	804	788	825	911	879	942	867
<b>Alabama/Maxwell AFB</b>	4,417	4,513	4,679	5,614	4,621	4,700	4,582
Officers	1,429	1,429	1,433	1,451	1,478	1,470	1,443
Enlisted	1,462	1,510	1,598	1,572	1,594	1,620	1,590
Civilian	1,526	1,574	1,648	2,591	1,549	1,610	1,549
<b>Alaska/Elson AFB</b>	3,465	3,642	3,665	3,784	3,758	3,678	3,720
Officers	312	319	331	341	336	326	365
Enlisted	2,860	3,017	3,018	3,061	3,065	2,996	3,007
Civilian	293	306	316	382	357	356	348
<b>Alaska/Elmendorf AFB</b>	7,321	7,049	7,170	7,272	7,600	7,736	7,413
Officers	770	781	773	780	836	832	863
Enlisted	5,388	5,207	5,298	5,259	5,591	5,657	5,464
Civilian	1,163	1,061	1,099	1,233	1,173	1,247	1,086
<b>Alaska/Shemya AFS</b>	601	624	593	593	609	618	651
Officers	41	40	39	40	38	41	42
Enlisted	537	558	531	531	538	543	575
Civilian	23	26	23	22	33	34	34
<b>Arizona/Davis-Monthan AFB</b>	7,605	7,962	6,824	5,772	6,663	6,798	6,642
Officers	894	893	681	569	683	662	679
Enlisted	5,360	5,726	4,785	3,824	4,621	4,648	4,525
Civilian	1,351	1,343	1,358	1,379	1,359	1,488	1,438
<b>Arizona/Luke AFB</b>	6,902	6,816	6,264	6,217	6,358	6,595	7,408
Officers	651	609	554	594	582	627	693
Enlisted	5,226	5,205	4,657	4,558	4,752	4,787	4,949
Civilian	1,025	1,002	1,053	1,065	1,024	1,181	1,766
<b>Arizona/Williams AFB</b>	4,042	4,111	4,032	3,811	3,836	3,753	3,687
Officers	1,138	1,170	1,129	1,148	1,086	1,049	1,106
Enlisted	2,211	2,251	2,221	1,977	2,050	2,037	1,934
Civilian	693	690	682	686	700	667	647
<b>Arkansas/Blytheville AFB</b>	3,064	3,155	3,307	3,204	3,399	3,401	3,300
Officers	405	391	400	407	421	426	418
Enlisted	2,322	2,434	2,582	2,479	2,636	2,642	2,557
Civilian	337	330	325	318	342	333	325
<b>Arkansas/Little Rock</b>	7,012	7,063	7,044	6,921	6,781	6,053	5,508
Officers	1,067	1,065	1,064	1,070	1,065	842	755
Enlisted	5,299	5,351	5,326	5,195	5,074	4,565	4,188
Civilian	646	647	654	656	642	646	565
<b>California/Beale AFB</b>	4,839	4,956	4,916	4,689	4,872	4,811	4,548
Officers	616	605	579	543	579	554	561
Enlisted	3,686	3,820	3,808	3,614	3,768	3,772	3,545
Civilian	537	531	529	532	525	485	442

TABLE C-6 (CONT'D)

## PERSONNEL DISTRIBUTION WITHIN MAJOR INSTALLATIONS 1/

	2/ FY 82	FY 83	FY 84	FY 85	FY 86	FY 87	FY 88
California/Castle AFB	5,509	5,616	5,627	5,576	5,682	5,728	5,578
Officers	755	781	854	887	860	845	849
Enlisted	4,324	4,401	4,338	4,261	4,413	4,501	4,333
Civilian	430	434	435	428	409	382	396
California/Edwards AFB	5,721	5,946	6,369	6,562	6,583	6,934	6,977
Officers	594	624	744	789	756	758	760
Enlisted	3,011	3,206	3,416	3,472	3,499	3,681	3,675
Civilian	2,116	2,116	2,209	2,301	2,328	2,495	2,542
California/George AFB	6,357	6,526	6,179	6,033	5,811	5,919	6,032
Officers	701	667	734	726	697	693	709
Enlisted	5,196	5,396	4,970	4,790	4,642	4,709	4,767
Civilian	460	463	475	517	472	517	556
California/Los Angeles AFB	3,015	3,082	4,254	4,511	4,465	3,397	3,611
Officers	1,269	1,318	1,318	1,386	1,401	1,373	1,511
Enlisted	446	485	486	503	512	502	505
Civilian	1,300	1,279	2,450	2,622	2,552	1,522	1,595
California/March AFB	4,880	4,751	4,833	4,903	4,961	4,977	4,997
Officers	687	712	716	728	736	768	756
Enlisted	3,337	3,177	3,264	3,234	3,318	3,294	3,262
Civilian	856	862	853	941	907	915	979
California/Mather AFB	6,552	6,707	6,210	5,963	5,960	5,683	5,308
Officers	2,186	2,267	1,865	1,696	1,731	1,594	1,489
Enlisted	3,212	3,277	3,195	3,049	3,119	2,967	2,777
Civilian	1,154	1,163	1,150	1,218	1,110	1,122	1,042
California/McClellan AFB	16,499	17,050	17,317	17,948	18,085	16,992	15,832
Officers	502	518	530	559	564	505	475
Enlisted	2,832	3,129	3,029	2,962	3,026	3,070	2,805
Civilian	13,165	13,403	13,758	14,427	14,495	13,417	12,552
California/Norton AFB	8,248	8,178	8,509	8,395	8,379	8,437	7,978
Officers	1,224	1,215	1,283	1,327	1,336	1,349	1,286
Enlisted	4,330	4,334	4,145	4,051	4,181	4,323	4,163
Civilian	2,694	2,629	3,081	3,017	2,862	2,765	2,529
California/Travis AFB	11,156	10,821	10,108	9,910	10,021	9,996	9,812
Officers	1,365	1,334	1,197	1,189	1,206	1,176	1,210
Enlisted	7,463	7,281	6,623	6,394	6,586	6,621	6,486
Civilian	2,328	2,206	2,288	2,327	2,229	2,199	2,116
California/Vandenberg AFB	5,605	5,696	5,718	5,438	5,499	5,224	4,809
Officers	883	952	1,032	972	953	771	742
Enlisted	3,305	3,246	3,222	3,002	3,034	3,019	2,765
Civilian	1,417	1,498	1,464	1,464	1,512	1,434	1,302
Colorado/Lowry AFB	12,148	10,518	10,141	10,652	10,672	9,861	8,862
Officers	482	562	708	799	563	383	370
Enlisted	7,593	5,869	5,043	5,314	6,018	5,320	4,599
Civilian	4,073	4,087	4,390	4,539	4,091	4,158	3,893



TABLE C-6 (CONT'D)

## PERSONNEL DISTRIBUTION WITHIN MAJOR INSTALLATIONS 1/

	2/ FY 82	FY 83	FY 84	FY 85	FY 86	FY 87	FY 88
Colorado/Peterson AFB	2,102	2,397	3,033	3,162	3,447	3,404	4,403
Officers	182	218	253	367	567	726	1,164
Enlisted	1,203	1,349	1,347	1,312	1,459	1,554	1,702
Civilian	717	830	1,433	1,483	1,421	1,124	1,537
Colorado/AF Academy	4,502	4,553	4,458	4,461	4,564	4,548	4,582
Officers	1,132	1,142	1,135	1,151	1,167	1,165	1,182
Enlisted	1,553	1,616	1,528	1,573	1,609	1,559	1,629
Civilian	1,817	1,795	1,795	1,737	1,788	1,824	1,771
Delaware/Dover AFB	6,330	6,317	6,128	5,938	6,021	6,116	5,858
Officers	451	449	404	394	336	394	384
Enlisted	4,545	4,491	4,394	4,193	4,316	4,319	4,120
Civilian	1,334	1,377	1,330	1,351	1,369	1,403	1,354
Wash DC/Bolling AFB	2,429	2,583	2,582	3,141	3,245	3,175	3,133
Officers	489	520	586	625	705	621	624
Enlisted	1,294	1,360	1,330	1,384	1,489	1,485	1,503
Civilian	646	703	666	1,132	1,051	1,069	1,006
Florida/Eglin AFB	13,009	13,308	13,224	13,574	13,651	14,024	13,931
Officers	1,755	1,809	1,827	1,853	1,892	1,864	1,838
Enlisted	7,572	7,829	7,658	7,638	7,771	7,874	7,821
Civilian	3,682	3,670	3,739	4,083	3,988	4,286	4,272
Florida/Eglin 09 AAF 3/	4,132	4,016	4,017	3,348	4,093	5,042	5,001
Officers	483	493	490	452	458	623	657
Enlisted	3,317	3,209	3,216	2,625	3,332	4,047	3,971
Civilian	332	314	311	271	303	372	373
Florida/Homestead AFB	6,262	5,734	3,221	5,513	5,710	5,647	5,154
Officers	669	604	341	542	533	519	453
Enlisted	4,686	4,168	1,917	3,948	4,222	4,069	3,717
Civilian	907	962	963	1,023	955	1,059	984
Florida/MacDill AFB	5,971	6,041	6,188	6,328	5,755	5,637	6,112
Officers	767	821	806	834	722	743	771
Enlisted	4,291	4,322	4,372	4,462	4,231	4,026	4,418
Civilian	913	898	1,010	1,032	802	868	923
Florida/Patrick AFB	4,570	4,461	4,627	4,736	4,491	4,549	4,259
Officers	502	521	530	528	522	526	485
Enlisted	2,556	2,583	2,605	2,696	2,770	2,742	2,500
Civilian	1,512	1,357	1,492	1,512	1,199	1,281	1,274
Florida/Tyndall AFB	3,982	5,247	5,489	5,577	4,255	4,747	5,373
Officers	695	779	794	865	756	798	822
Enlisted	2,277	3,415	3,653	3,628	2,490	2,878	3,523
Civilian	1,010	1,053	1,042	1,084	1,009	1,071	1,028
George/Dobbins AFB	825	824	793	830	858	790	730
Officers	21	22	17	14	30	25	15
Enlisted	124	128	114	103	99	88	74
Civilian	680	674	662	713	729	677	641

TABLE C-6 (CONT'D)

## PERSONNEL DISTRIBUTION WITHIN MAJOR INSTALLATIONS 1/

	2/ FY 82	FY 83	FY 84	FY 85	FY 86	FY 87	FY 88
Georgia/Moody AFB	3,893	3,864	3,957	3,876	1,434	2,002	3,603
Officers	402	400	383	407	257	259	328
Enlisted	3,020	2,981	3,086	2,971	840	1,387	2,811
Civilian	471	483	488	498	337	356	464
Georgia/Robins AFB	18,727	19,337	19,014	19,797	19,872	19,497	18,327
Officers	745	753	656	660	667	693	704
Enlisted	3,352	3,456	3,114	3,145	3,268	3,286	3,213
Civilian	14,630	15,128	15,244	15,992	15,937	15,518	14,410
Hawaii/Hickam & Wheeler AFBs	7,947	8,271	8,342	7,238	7,835	7,496	6,995
Officers	1,146	1,162	1,182	1,041	1,118	1,079	1,040
Enlisted	4,696	5,038	5,087	4,106	4,669	4,486	4,305
Civilian	2,105	2,071	2,073	2,091	2,048	1,931	1,650
Idaho/Mountain Home AFB	4,600	4,575	4,338	4,335	4,221	4,397	4,217
Officers	425	450	425	432	424	424	418
Enlisted	3,711	3,648	3,427	3,384	3,328	3,423	3,297
Civilian	464	477	486	519	469	550	502
Illinois/Chanute AFB	7,744	6,691	6,376	6,894	6,812	6,407	5,233
Officers	349	382	369	430	363	309	298
Enlisted	6,164	5,045	4,789	5,240	5,304	4,991	3,947
Civilian	1,231	1,264	1,218	1,224	1,145	1,107	988
Illinois/Scott AFB	9,519	9,822	9,748	9,821	9,933	9,937	9,483
Officers	2,250	2,296	2,281	2,357	2,415	2,304	2,286
Enlisted	4,380	4,595	4,593	4,538	4,544	4,523	4,377
Civilian	2,889	2,931	2,874	2,926	2,974	3,110	2,820
Indiana/Grissom AFB	3,106	3,255	3,233	3,325	3,360	3,412	3,318
Officers	319	342	327	346	329	327	345
Enlisted	2,046	2,158	2,169	2,237	2,289	2,321	2,217
Civilian	741	755	737	742	742	764	756
Kansas/McConnell AFB	3,870	4,005	4,015	3,593	2,952	3,353	3,622
Officers	603	605	587	496	354	343	381
Enlisted	2,779	2,956	2,933	2,663	2,194	2,587	2,831
Civilian	488	444	495	434	404	423	410
Louisiana/Barksdale AFB	6,840	6,873	6,834	6,907	7,310	7,398	7,474
Officers	998	960	942	957	1,008	1,012	1,057
Enlisted	4,775	4,822	4,768	4,753	5,122	5,201	5,174
Civilian	1,067	1,091	1,124	1,197	1,180	1,185	1,243
Louisiana/England AFB	3,547	3,716	3,647	3,613	3,502	3,537	3,591
Officers	306	312	300	310	303	310	317
Enlisted	2,767	2,937	2,801	2,765	2,744	2,775	2,760
Civilian	474	467	546	538	455	452	514
Maine/Loring AFB	3,991	4,149	4,013	3,928	4,135	4,285	3,958
Officers	472	450	438	422	474	492	475
Enlisted	2,945	3,136	3,035	2,942	3,131	3,244	2,969
Civilian	574	563	540	564	530	549	514

TABLE C-6 (CONT'D)

## PERSONNEL DISTRIBUTION WITHIN MAJOR INSTALLATIONS 1/

	2/ FY 82	FY 83	FY 84	FY 85	FY 86	FY 87	FY 88
<b>Maryland/Andrews AFB</b>	7,878	7,926	8,056	7,938	8,080	8,319	8,013
Officers	1,380	1,416	1,377	1,464	1,510	1,481	1,491
Enlisted	4,096	4,203	4,089	4,038	4,168	4,259	4,172
Civilian	2,402	2,307	2,590	2,436	2,402	2,579	2,350
<b>Mass/L.G. Hanscom AFB</b>	4,535	4,553	4,761	4,865	4,654	4,740	4,599
Officers	961	976	1,076	1,139	1,159	1,132	1,129
Enlisted	905	978	1,002	964	982	1,025	970
Civilian	2,669	2,599	2,683	2,762	2,513	2,583	2,500
<b>Massachusetts/Westover AFB</b>	791	679	692	690	718	662	892
Officers	10	8	9	8	8	5	8
Enlisted	80	31	25	20	19	17	20
Civilian	701	640	658	662	691	640	864
<b>Michigan/K.I. Sawyer AFB</b>	4,366	4,416	4,448	4,043	3,967	4,107	3,944
Officers	514	506	507	517	507	500	506
Enlisted	3,373	3,496	3,499	3,095	3,029	3,158	3,010
Civilian	479	414	442	431	431	449	428
<b>Michigan/Selfridge AFB</b>	1,019	1,033	1,020	993	1,027	436	444
Officers	14	17	16	15	16	15	12
Enlisted	73	76	90	72	67	67	71
Civilian	932	940	914	906	944	354	361
<b>Michigan/Wurtsmith AFB</b>	3,466	3,579	3,597	3,541	3,605	3,787	3,710
Officers	432	439	433	418	445	462	479
Enlisted	2,604	2,763	2,751	2,699	2,779	2,925	2,844
Civilian	430	377	413	424	381	400	387
<b>Minnesota/Duluth IAP</b>	70	36	8	39	33	12	11
Officers	9	7	4	5	5	5	4
Enlisted	28	7	4	7	6	6	6
Civilian	33	22	-	27	22	1	1
<b>Mississippi/Columbus AFB</b>	3,488	3,368	3,498	3,441	3,389	3,273	2,254
Officers	1,039	1,000	1,001	955	920	855	931
Enlisted	1,921	1,865	1,986	1,935	1,956	1,901	939
Civilian	528	503	511	551	513	517	384
<b>Mississippi/Keesler AFB</b>	15,056	13,358	12,195	11,475	12,336	11,967	10,504
Officers	1,184	1,120	1,224	1,174	1,112	1,125	1,138
Enlisted	11,463	9,805	8,590	7,816	8,875	8,561	7,276
Civilian	2,409	2,433	2,381	2,485	2,349	2,281	2,090
<b>Missouri/Richards-Gebaur AFB</b>	298	347	314	311	328	347	346
Officers	1	3	1	1	2	2	0
Enlisted	40	38	6	5	2	1	1
Civilian	257	306	307	305	324	344	345
<b>Missouri/Whiteman AFB</b>	3,574	3,671	3,625	3,573	3,488	3,569	3,582
Officers	479	479	487	474	497	464	491
Enlisted	2,696	2,778	2,738	2,623	2,516	2,609	2,594
Civilian	399	414	400	476	475	496	497

TABLE C-6 (CONT'D)

## PERSONNEL DISTRIBUTION WITHIN MAJOR INSTALLATIONS 1/

	2/						
	FY 82	FY 83	FY 84	FY 85	FY 86	FY 87	FY 88
Montana/Malmstrom AFB	4,687	4,515	4,297	4,158	4,169	4,256	4,510
Officers	657	576	579	560	589	559	629
Enlisted	3,542	3,492	3,289	3,091	3,066	3,148	3,346
Civilian	488	447	429	507	514	549	535
Nebraska/Oftutt AFB	13,408	13,658	13,704	13,736	14,011	14,366	14,063
Officers	3,317	3,270	3,269	3,303	3,414	3,530	3,441
Enlisted	8,308	8,607	8,677	8,645	8,810	9,014	8,852
Civilian	1,783	1,781	1,758	1,788	1,787	1,822	1,770
Nevada/Nellis AFB	9,173	9,447	9,400	8,939	9,286	9,613	9,168
Officers	961	979	996	991	998	987	911
Enlisted	7,153	7,503	7,366	6,814	7,283	7,434	7,205
Civilian	1,059	965	1,038	1,134	1,005	1,192	1,052
New Hampshire/Pease AFB	3,966	4,077	4,102	4,073	4,058	4,126	4,013
Officers	438	444	417	429	429	430	419
Enlisted	2,995	3,158	3,200	3,132	3,164	3,217	3,142
Civilian	533	475	485	512	465	479	452
New Jersey/McGuire AFB	6,477	6,464	6,358	6,118	6,142	6,203	5,976
Officers	649	631	650	646	662	651	620
Enlisted	4,242	4,299	4,151	3,914	4,070	4,071	3,938
Civilian	1,586	1,534	1,557	1,558	1,410	1,481	1,418
New Mexico/Cannon AFB	4,409	4,385	4,209	4,147	4,136	4,232	4,095
Officers	361	386	407	392	396	407	402
Enlisted	3,640	3,601	3,407	3,342	3,311	3,386	3,255
Civilian	408	398	395	413	429	439	438
New Mexico/Holloman AFB	7,004	7,222	7,271	7,269	7,371	7,103	6,196
Officers	700	724	701	736	745	712	680
Enlisted	5,235	5,449	5,443	5,455	5,520	5,202	4,498
Civilian	1,069	1,049	1,127	1,078	1,106	1,189	1,018
New Mexico/Kirtland AFB	7,173	7,264	7,254	9,117	7,185	7,223	7,016
Officers	1,262	1,329	1,385	1,396	1,376	1,328	1,289
Enlisted	3,252	3,407	3,350	3,078	3,098	3,185	3,088
Civilian	2,659	2,528	2,519	4,643	2,711	2,710	2,639
New York/Griffiss AFB	7,019	7,509	7,615	7,432	6,739	7,027	6,782
Officers	682	753	786	784	690	719	710
Enlisted	3,539	3,912	3,945	3,730	3,243	3,517	3,365
Civilian	2,798	2,844	2,884	2,918	2,806	2,791	2,707
New York/Hancock Fld	1,055	788	5	7	24	18	4
Officers	150	87	3	6	-	6	1
Enlisted	660	476	2	1	-	2	3
Civilian	245	225	-	-	24	10	0
New York/Niagara Falls IAP	375	402	390	410	430	403	405
Officers	1	3	1	6	4	3	2
Enlisted	20	16	14	3	3	2	1
Civilian	354	383	375	401	423	398	402

TABLE C-6 (CONT'D)

## PERSONNEL DISTRIBUTION WITHIN MAJOR INSTALLATIONS 1/

	2/ FY 82	FY 83	FY 84	FY 85	FY 86	FY 87	FY 88
<b>New York/Plattsburg AFB</b>	4,341	4,345	4,311	4,382	4,486	4,540	4,303
Officers	496	492	475	488	511	483	482
Enlisted	3,411	3,416	3,401	3,457	3,524	3,574	3,364
Civilian	434	437	435	437	451	483	457
<b>North Carolina/Pope AFB</b>	4,205	4,271	4,282	4,234	4,398	4,464	4,287
Officers	574	564	596	598	604	641	610
Enlisted	3,306	3,363	3,326	3,286	3,423	3,458	3,368
Civilian	325	344	360	350	371	365	309
<b>North Carolina/Sey Johnson AFB</b>	5,975	5,935	5,766	5,098	4,994	5,185	5,201
Officers	627	634	617	566	568	608	588
Enlisted	4,858	4,814	4,651	4,003	3,899	4,028	3,971
Civilian	490	487	498	529	527	549	642
<b>North Dakota/Grand Forks AFB</b>	5,610	6,003	5,929	5,749	5,642	5,739	5,736
Officers	803	804	810	770	776	698	742
Enlisted	4,333	4,754	4,648	4,451	4,323	4,503	4,469
Civilian	474	445	471	528	543	538	525
<b>North Dakota/Minot AFB</b>	6,327	6,537	6,582	6,457	6,202	6,341	6,131
Officers	853	833	858	864	799	844	866
Enlisted	4,945	5,180	5,200	5,011	4,826	4,876	4,662
Civilian	529	524	524	582	577	621	603
<b>Ohio/Newark AFS</b>	2,498	2,584	2,567	2,671	2,656	2,638	2,427
Officers	5	22	17	16	27	26	24
Enlisted	18	17	17	14	14	17	36
Civilian	2,475	2,545	2,533	2,641	2,615	2,595	2,367
<b>Ohio/Rickenbacker AFB</b>	687	566	641	611	593	245	231
Officers	9	-	11	6	6	4	3
Enlisted	96	-	52	24	16	1	3
Civilian	582	566	578	581	571	240	225
<b>Ohio/Wright-Patterson AFB</b>	25,075	25,233	25,915	26,667	25,920	26,018	25,305
Officers	4,555	5,124	5,105	5,274	5,216	5,250	5,121
Enlisted	3,837	4,083	3,946	3,959	3,977	4,044	3,972
Civilian	16,683	16,026	16,864	17,434	16,727	16,724	16,212
<b>Oklahoma/Altus AFB</b>	4,172	4,299	4,209	4,177	4,277	4,216	4,031
Officers	440	440	408	418	447	443	431
Enlisted	3,113	3,252	3,222	3,143	3,231	3,171	3,083
Civilian	619	607	579	616	599	602	517
<b>Oklahoma/Tinker AFB 5/</b>	23,007	23,626	24,665	26,265	26,820	25,813	23,828
Officers	1,307	1,436	1,416	1,487	1,521	1,539	1,488
Enlisted	4,685	5,246	5,689	5,888	5,866	5,989	5,760
Civilian	17,015	16,944	17,560	18,890	19,433	18,285	16,580
<b>Oklahoma/Vance AFB 5/</b>	1,337	1,386	1,451	1,397	1,316	1,324	1,404
Officers	829	855	893	846	787	796	868
Enlisted	386	411	437	428	418	411	416
Civilian	122	120	121	123	111	117	120

TABLE C-6 (CONT'D)

## PERSONNEL DISTRIBUTION WITHIN MAJOR INSTALLATIONS 1/

	2/ FY 82	FY 83	FY 84	FY 85	FY 86	FY 87	FY 88
<b>S Carolina/Charleston AFB</b>	5,501	5,531	5,479	5,406	5,488	5,432	5,305
Officers	513	523	487	523	534	538	548
Enlisted	3,638	3,742	3,636	3,499	3,672	3,658	3,588
Civilian	1,350	1,266	1,356	1,384	1,282	1,236	1,169
<b>S Carolina/Myrtle Beach AFB</b>	3,826	3,911	3,847	3,866	3,848	3,905	3,769
Officers	338	351	335	335	331	313	316
Enlisted	3,045	3,128	3,049	3,051	3,050	3,116	2,977
Civilian	443	432	463	480	467	476	476
<b>S Carolina/Shaw AFB</b>	5,916	6,142	6,444	6,633	6,718	6,691	6,701
Officers	838	869	860	940	937	937	941
Enlisted	4,533	4,723	4,996	5,126	5,240	5,148	5,119
Civilian	545	550	588	567	541	606	641
<b>S Dakota/Ellsworth AFB</b>	6,613	6,684	6,619	6,391	6,541	7,199	7,220
Officers	973	917	915	909	840	963	982
Enlisted	5,112	5,239	5,185	4,880	5,073	5,594	5,597
Civilian	528	528	519	602	628	642	641
<b>Texas/Bergstrom AFB</b>	5,826	5,960	5,755	5,655	5,696	5,885	5,556
Officers	773	786	770	748	752	770	729
Enlisted	4,150	4,248	4,055	3,921	4,008	4,078	3,877
Civilian	903	926	930	986	936	1,037	950
<b>Texas/Brooks AFB</b>	2,483	2,508	2,493	2,474	2,646	2,711	2,596
Officers	407	425	452	450	501	507	510
Enlisted	1,198	1,177	1,134	1,074	1,076	1,083	1,025
Civilian	878	906	907	950	1,069	1,121	1,061
<b>Texas/Carswell AFB</b>	5,772	5,806	5,948	5,944	5,945	5,966	5,786
Officers	782	818	845	853	839	818	776
Enlisted	4,020	4,066	4,125	4,060	4,197	4,304	4,086
Civilian	970	922	978	1,031	909	844	924
<b>Texas/Dyess AFB</b>	5,767	5,897	5,746	5,793	6,268	6,079	6,005
Officers	815	855	805	852	990	901	837
Enlisted	4,520	4,602	4,502	4,480	4,828	4,742	4,744
Civilian	432	440	439	461	450	436	424
<b>Texas/Goodfellow AFB</b>	1,544	1,632	1,855	1,703	1,979	2,254	2,278
Officers	76	86	91	89	118	275	275
Enlisted	1,175	1,240	1,442	1,279	1,512	1,607	1,650
Civilian	293	306	322	335	349	372	353
<b>Texas/Kelly AFB</b>	17,318	17,701	19,204	18,946	19,441	20,013	17,669
Officers	366	372	381	410	403	424	406
Enlisted	1,405	1,425	1,484	1,516	1,551	1,529	1,543
Civilian	15,547	15,904	17,339	17,020	17,487	18,060	15,720
<b>Texas/Lackland AFB</b>	20,909	19,428	17,191	18,496	14,349	15,558	15,683
Officers	1,589	1,624	1,567	1,602	1,661	1,732	1,754
Enlisted	17,488	15,963	11,188	11,948	10,816	11,903	12,042
Civilian	1,832	1,841	4,436	4,946	1,872	1,923	1,887

TABLE C-6 (CONT'D)

## PERSONNEL DISTRIBUTION WITHIN MAJOR INSTALLATIONS 1/

	2/						
	FY 82	FY 83	FY 84	FY 85	FY 86	FY 87	FY 88
<b>Texas/Laughlin AFB</b>	3,448	3,490	3,402	3,375	3,337	3,310	3,178
Officers	1,054	1,104	998	988	891	895	972
Enlisted	1,879	1,860	1,884	1,863	1,918	1,883	1,717
Civilian	515	526	520	524	528	532	489
<b>Texas/Randolph AFB</b>	7,556	7,517	7,534	7,491	7,549	7,796	7,501
Officers	1,606	1,600	1,560	1,562	1,616	1,583	1,586
Enlisted	3,512	3,556	3,537	3,441	3,572	3,678	3,545
Civilian	2,438	2,361	2,437	2,488	2,361	2,535	2,370
<b>Texas/Reese AFB</b>	3,262	3,268	3,255	3,212	3,160	3,169	3,028
Officers	990	1,007	957	942	861	866	904
Enlisted	1,708	1,671	1,702	1,671	1,704	1,723	1,608
Civilian	564	590	596	599	595	580	516
<b>Texas/Sheppard AFB</b>	9,014	8,990	8,039	8,682	8,039	7,156	6,515
Officers	863	883	841	860	853	873	857
Enlisted	6,509	6,578	5,601	6,262	5,882	4,989	4,520
Civilian	1,642	1,529	1,597	1,560	1,304	1,294	1,138
<b>Utah/Hill AFB</b>	19,825	19,779	20,090	20,760	20,017	19,092	18,389
Officers	681	689	712	713	696	671	658
Enlisted	4,566	4,796	4,594	4,491	4,256	4,408	4,254
Civilian	14,578	14,294	14,784	15,556	15,065	14,013	13,477
<b>Virginia/Ft Lee AFS</b>	427	17	3	4	2	4	6
Officers	74	5	2	3	1	3	3
Enlisted	310	11	1	1	1	1	3
Civilian	43	1	-	-	-	-	-
<b>Virginia/Langley AFB</b>	11,051	11,349	11,098	11,190	10,669	10,486	11,204
Officers	2,120	2,148	2,127	2,181	2,178	2,131	2,097
Enlisted	7,151	7,421	7,219	7,004	6,820	6,541	7,208
Civilian	1,780	1,780	1,752	2,005	1,671	1,814	1,899
<b>Washington/Fairchild AFB</b>	4,583	4,820	4,873	4,771	4,854	4,951	4,897
Officers	569	593	606	584	586	619	633
Enlisted	3,458	3,663	3,702	3,605	3,713	3,769	3,727
Civilian	556	564	565	582	555	563	537
<b>Washington/McChord AFB</b>	6,996	6,913	6,817	6,686	6,550	6,444	6,229
Officers	709	692	637	642	673	599	581
Enlisted	4,699	4,807	4,560	4,433	4,493	4,425	4,249
Civilian	1,588	1,414	1,620	1,611	1,384	1,420	1,399
<b>Wyoming/F.E. Warren AFB</b>	4,051	4,218	4,142	4,161	4,536	4,676	4,512
Officers	617	585	595	626	658	650	664
Enlisted	2,990	3,174	3,093	3,003	3,227	3,314	3,159
Civilian	444	459	454	532	651	712	689

## Footnotes:

1/ Does not include nonchargeables.

2/ Assigned student population data at training bases included in these statistics. Data includes individuals at each location on TDY status for 30 days or more, but does not include transients.

TABLE C-6 (CONT'D)

PERSONNEL DISTRIBUTION WITHIN MAJOR INSTALLATIONS 1/

---

Footnotes (Cont'd)

3/ Eglin 09AAF also known as Hurlburt Field AAF.

OPR:

Officers: AF/DPPP, Mr B Starry, Ext 78915

Enlisted: AF/DPPP, Ms J E Breeden, Ext 56711.

Civilian: AF/DPCX, Mr J M Wyatt, Ext 42478, 4E240.



TABLE C-7

## AF ACTIVE DUTY MILITARY PERSONNEL BY GRADE 1/

	FY 84	FY 85	FY 86	FY 87	FY 88
<b>GRAND TOTAL 2/ 3/</b>	<b>597,125</b>	<b>601,515</b>	<b>608,199</b>	<b>607,035</b>	<b>576,446</b>
<b>TOTAL OFFICERS 2/ 3/</b>	<b>106,239</b>	<b>108,400</b>	<b>109,048</b>	<b>107,338</b>	<b>105,126</b>
General	13	13	12	13	13
Lieutenant General	38	37	39	38	37
Major General	117	117	117	115	117
Brigadier General	170	171	171	166	167
Colonel	5,506	5,569	5,622	5,617	5,509
Lieutenant Colonel	12,550	12,547	12,544	12,519	12,426
Major	19,520	19,955	20,033	19,925	19,615
Captain	39,610	40,879	42,070	42,689	43,046
1st Lieutenant	14,400	14,548	15,002	15,099	14,601
2nd Lieutenant	14,315	14,564	13,438	11,157	9,595
<b>TOTAL ENLISTED 2/ 3/</b>	<b>486,410</b>	<b>488,603</b>	<b>494,666</b>	<b>495,244</b>	<b>466,856</b>
Chief Master Sergeant	4,842	4,891	4,946	4,935	4,858
Senior Master Sergeant	9,663	9,764	9,854	9,884	9,677
Master Sergeant	36,519	37,590	39,210	39,180	38,853
Technical Sergeant	56,261	57,369	59,197	59,451	58,942
Staff Sergeant	108,859	111,060	114,046	114,451	111,799
Sergeant	102,758	116,197	114,954	119,996	116,935
Airman 1st Class	124,652	97,356	91,604	97,028	84,749
Airman	22,021	30,158	38,265	31,803	27,987
Airman Basic	20,835	24,218	22,590	18,516	13,056
<b>CADETS</b>	<b>4,476</b>	<b>4,512</b>	<b>4,485</b>	<b>4,453</b>	<b>4,464</b>

## Footnotes:

1/ Includes Regular Air Force, Air Force Reserve and Air National Guard on active duty being paid from Appropriation 3500 funds.

2/ Totals and subtotals may not agree with other personnel tables due to rounding.

3/ Nonchargeables are not included.

OPR: Officers: AF/DPPP, Mr B Starry, Ext 73670.

Enlisted: AF/DPPP, Ms J E Breeden, Ext 56711.

TABLE C-8

**MANPOWER BY AF SPECIALTY CODE 1/  
(THOUSANDS)**

	FY 80	FY 82	FY 83	FY 84	FY 85	FY 86	FY 87	FY 88
<b>GRAND TOTAL</b>	<b>802.3</b>	<b>830.9</b>	<b>843.2</b>	<b>849.8</b>	<b>865.4</b>	<b>871.3</b>	<b>871.5</b>	<b>825.1</b>
<b>TOTAL MILITARY</b>	<b>579.9</b>	<b>604.6</b>	<b>613.8</b>	<b>619.3</b>	<b>624.2</b>	<b>630.5</b>	<b>607.1</b>	<b>572.0</b>
<b>TOTAL CIVILIAN</b>	<b>222.4</b>	<b>226.3</b>	<b>229.4</b>	<b>230.5</b>	<b>241.2</b>	<b>240.8</b>	<b>264.4</b>	<b>253.2</b>
<b>CIVIL ENGINEERING</b>	<b>61.9</b>	<b>62.6</b>	<b>62.7</b>	<b>64.1</b>	<b>64.5</b>	<b>63.7</b>	<b>63.8</b>	<b>61.4</b>
Military	30.0	32.1	31.7	32.7	32.2	32.0	32.4	31.0
Civilian	31.9	30.5	31.0	31.4	32.3	31.7	31.4	30.5
<b>COMPTROLLER</b>	<b>26.8</b>	<b>27.9</b>	<b>28.6</b>	<b>30.1</b>	<b>30.4</b>	<b>30.2</b>	<b>29.9</b>	<b>28.2</b>
Military	12.6	13.4	13.6	14.5	14.3	14.0	13.9	13.2
Civilian	14.2	14.5	15.0	15.6	16.1	16.2	16.0	15.0
<b>DEPOT OPERATIONS</b>	<b>59.0</b>	<b>62.1</b>	<b>63.8</b>	<b>68.6</b>	<b>70.2</b>	<b>69.4</b>	<b>68.3</b>	<b>64.6</b>
Military	3.3	3.6	3.7	4.0	3.8	3.7	3.8	3.6
Civilian	55.7	58.5	60.1	64.6	66.4	65.7	64.5	61.1
<b>GRND COM ELEC O&amp;M</b>	<b>53.0</b>	<b>54.1</b>	<b>54.8</b>	<b>54.5</b>	<b>53.9</b>	<b>54.7</b>	<b>53.6</b>	<b>49.6</b>
Military	46.7	47.9	48.6	48.2	47.3	47.9	46.8	43.2
Civilian	6.3	6.2	6.2	6.3	6.6	6.8	6.8	6.4
<b>INTELLIGENCE</b>	<b>16.0</b>	<b>17.2</b>	<b>17.4</b>	<b>18.2</b>	<b>18.7</b>	<b>18.8</b>	<b>19.2</b>	<b>18.6</b>
Military	14.1	15.2	15.2	15.9	15.8	16.2	16.5	16.0
Civilian	1.9	2.0	2.2	2.3	2.9	2.6	2.7	2.6
<b>MEDICAL</b>	<b>39.5</b>	<b>42.5</b>	<b>42.7</b>	<b>43.8</b>	<b>44.2</b>	<b>45.7</b>	<b>47.3</b>	<b>46.1</b>
Military	32.3	35.4	35.5	36.6	36.7	38.2	38.7	37.8
Civilian	7.2	7.1	7.2	7.2	7.5	7.5	8.6	8.2
<b>OPERATIONS</b>	<b>56.8</b>	<b>60.1</b>	<b>59.6</b>	<b>59.7</b>	<b>59.6</b>	<b>59.5</b>	<b>60.8</b>	<b>58.6</b>
Military	51.3	54.4	53.7	54.8	54.5	54.5	55.5	53.4
Civilian	5.5	5.7	5.9	4.9	5.1	5.0	5.3	5.2
<b>PERSONNEL</b>	<b>27.0</b>	<b>28.5</b>	<b>28.6</b>	<b>29.1</b>	<b>29.0</b>	<b>29.1</b>	<b>29.0</b>	<b>27.5</b>
Military	18.3	18.7	18.4	18.8	18.4	18.4	18.1	17.2
Civilian	8.7	9.8	10.2	10.3	10.6	10.7	10.9	10.3
<b>R&amp;D</b>	<b>20.6</b>	<b>21.6</b>	<b>22.4</b>	<b>24.0</b>	<b>25.6</b>	<b>25.6</b>	<b>26.0</b>	<b>24.6</b>
Military	8.9	9.8	10.1	11.1	11.6	11.8	11.9	11.0
Civilian	11.7	11.8	12.3	12.9	14.0	13.8	14.1	13.6
<b>SECURITY POLICE</b>	<b>36.3</b>	<b>37.5</b>	<b>38.5</b>	<b>39.9</b>	<b>39.6</b>	<b>40.0</b>	<b>41.7</b>	<b>40.9</b>
Military	33.5	34.9	35.9	37.3	36.9	37.3	38.8	38.1
Civilian	2.8	2.6	2.6	2.6	2.7	2.7	2.9	2.7
<b>SUPPLY/SVC/CONTRACT</b>	<b>71.6</b>	<b>74.7</b>	<b>72.9</b>	<b>76.0</b>	<b>78.2</b>	<b>79.5</b>	<b>79.2</b>	<b>75.5</b>
Military	38.1	40.1	40.9	42.6	41.8	42.7	42.8	40.9
Civilian	33.5	34.6	32.0	33.4	36.4	36.8	36.4	34.6
<b>TRAINING</b>	<b>72.0</b>	<b>62.8</b>	<b>67.7</b>	<b>70.5</b>	<b>67.7</b>	<b>74.2</b>	<b>66.7</b>	<b>56.5</b>
Military	68.3	59.1	63.9	66.6	63.7	70.2	62.6	52.6
Civilian	3.7	3.7	3.8	3.9	4.0	4.0	4.1	3.8
<b>TRANSPORTATION</b>	<b>26.8</b>	<b>27.2</b>	<b>27.4</b>	<b>28.4</b>	<b>28.5</b>	<b>28.9</b>	<b>29.2</b>	<b>27.4</b>
Military	17.4	18.8	18.9	19.8	19.7	20.2	20.4	19.2
Civilian	9.4	8.4	8.5	8.6	8.8	8.7	8.8	8.2

TABLE C-8 (CONT'D)

MANPOWER BY AF SPECIALTY CODE 1/  
(THOUSANDS)

	FY 80	FY 82	FY 83	FY 84	FY 85	FY 86	FY 87	FY 88
<b>WEAPON SYS MAINT</b>	145.3	158.7	159.4	156.0	153.1	154.8	155.2	145.4
Military	132.8	146.1	146.2	148.6	145.3	147.1	147.6	138.8
Civilian	12.5	12.6	13.2	7.4	7.8	7.7	7.6	6.6
<b>CMD ADMIN/OTHER</b>	30.1	35.8	35.6	36.3	36.4	36.9	36.8	35.6
Military	20.5	26.7	26.2	27	26.4	26.9	26.9	25.9
Civilian	9.6	9.1	9.4	9.3	10.0	10.0	9.9	9.8
<b>TRANSIENTS/PATIENTS</b>	20.0	15.0	17.6	6.2	20.7	13.8	17.0	17.2
Military	20.0	15.0	17.6	6.2	20.7	13.8	17.0	17.2
Civilian	-	-	-	-	-	-	-	-
<b>NON-AF ACTIVITIES</b>	11.4	13.3	13.7	14.2	14.3	15.1	15.5	14.9
Military	9.9	11.6	11.9	12.4	12.4	13.1	13.4	12.8
Civilian	1.5	1.7	1.8	1.8	1.9	2.0	2.1	2.1
<b>AIR RESERVE FORCES</b>	28.2	29.3	29.8	30.2	30.8	31.4	32.3	32.5
ANG Technicians	21.9	21.8	21.8	22.2	22.7	22.5	23.6	23.4
AFRES Technicians	6.3	7.5	8.0	8.0	8.1	8.9	8.7	9.1

Footnotes:

1/ Totals may not add due to rounding.

2/ DoD-wide support activities provided by the AF such as JCS, Joint Task Forces, New Service, Travel, etc.

OPR: OLA/AFMEA/MDS, Ms K F Perry, Ext 71976, 5C480.

TABLE C-9

**OFFICER PERSONNEL BY OCCUPATIONAL FIELD  
(PERMANENT PARTY AND PIPELINE 1/)**

	FY 80	FY 82	FY 83	FY 84	FY 85	FY 86	FY 87	FY 88
<b>TOTAL =</b>	97901	101890	104556	106239	202400	109048	107338	105126
<b>+ PERMANENT PARTY</b>	88620	92125	94987	96704	97935	98947	93865	91784
<b>+ PIPELINE</b>	9281	10062	9904	9885	104465	10101	13673	13342
<b>- NON-CHARGEABLE 6/</b>	0	-297	-335	-350	0	0	0	0
<b>ACQ CONT/MFG 8/</b>	1422	1525	1510	1576	1652	1573	1660	1569
Pipeline	73	78	87	87	92	85	111	117
Permanent Party	1349	1447	1423	1489	1560	1488	1549	1452
<b>ACQ PROGRAM MGMT 10/</b>	1817	2156	2218	2378	2588	2510	2545	2778
Pipeline	27	58	59	65	42	55	125	170
Permanent Party	1790	2098	2159	2313	2546	2455	2420	2608
<b>ADMINISTRATION</b>	2909	2698	2467	2314	2555	2457	2310	2163
Pipeline	99	15	20	13	28	20	151	157
Permanent Party	2810	2683	2447	2301	2527	2437	2159	2006
<b>ACFT/MUNITIONS MAINT</b>	3927	3769	3824	3830	3860	3692	3882	3783
Pipeline	174	56	131	136	203	157	188	207
Permanent Party	3753	3713	3693	3694	3657	3535	3694	3576
<b>AIR TRAFFIC CONTROL</b>	441	4374	469	464	440	402	413	384
Pipeline	68	50	39	32	25	29	64	38
Permanent Party	373	4324	430	432	415	373	349	346
<b>AIR WEAPONS DIR</b>	2026	2128	2159	2087	2105	2091	2211	2182
Pipeline	138	122	174	204	198	189	337	271
Permanent Party	1888	2006	1985	1883	1907	1902	1874	1911
<b>BAND</b>	28	31	34	34	31	32	33	31
Pipeline	-	-	-	1	1	1	-	0
Permanent Party	28	31	34	33	30	31	33	31
<b>CARTOGRAPHY</b>	82	76	90	101	108	96	95	96
Pipeline	2	2	5	10	10	10	42	44
Permanent Party	80	74	85	91	98	86	53	52
<b>CHAPLAIN</b>	830	834	843	831	835	875	823	810
Pipeline	5	7	4	5	5	5	17	28
Permanent Party	825	827	839	826	830	870	806	782
<b>CIVIL ENG</b>	1837	2118	2382	2460	2467	2280	2214	2143
Pipeline	72	112	147	149	115	137	179	190
Permanent Party	1765	2006	2235	2311	2352	2143	2035	1953
<b>CDR/DIR SPEC</b>	3147	3446	3668	37627	3282	25	3258	3079
Pipeline	12	6	17	5	1	2	321	300
Permanent Party	3135	3440	3651	37622	3281	23	2937	2779
<b>COMM/COMPUTER SYS</b>	0	0	0	0	7082	6535	6855	6621
Pipeline	NA	NA	NA	NA	447	412	826	776
Permanent Party	NA	NA	NA	NA	6635	6123	6029	5845
<b>COMM/ELECTRONICS 2/</b>	3387	328	3530	3650	0	0	0	0
Pipeline	387	305	273	304	NA	NA	NA	NA
Permanent Party	3000	23	3257	3346	NA	NA	NA	NA

TABLE C-9 (CONT'D)

**OFFICER PERSONNEL BY OCCUPATIONAL FIELD )  
(PERMANENT PARTY AND PIPELINE 1/)**

	FY 80	FY 82	FY 83	FY 84	FY 85	FY 86	FY 87	FY 88
<b>COMPUTER TECHNOLOGY</b>	2732	3012	3171	2367	0	0	0	0
Pipeline	95	125	146	175	NA	NA	NA	NA
Permanent Party	2637	2887	3025	2192	NA	NA	NA	NA
<b>DEVELOPMENT ENG</b>	4469	5196	5702	6263	6401	6287	5997	5751
Pipeline	387	672	696	605	488	596	665	694
Permanent Party	4082	4524	5006	5658	5913	5691	5332	5057
<b>DISASTER PREP</b>	176	198	196	36	200	196	240	194
Pipeline	1	1	0	0	6	2	6	8
Permanent Party	175	197	196	36	194	194	234	186
<b>EDU &amp; TNG</b>	713	718	705	704	706	674	584	494
Pipeline	22	44	43	40	39	41	57	56
Permanent Party	691	674	662	664	667	633	527	438
<b>FINANCIAL 3/</b>	1246	1136	1184	1198	1307	1543	1533	1488
Pipeline	19	26	30	35	49	38	81	78
Permanent Party	1227	1110	1154	1163	1258	1505	1452	1410
<b>GENERAL OFFICER</b>	558	571	563	582	583	580	588	598
Pipeline	1	-	-	-	1	-	39	38
Permanent Party	557	571	563	582	582	580	549	560
<b>INTELLIGENCE</b>	2781	2778	2911	3053	3236	3240	3412	3329
Pipeline	165	75	112	229	378	239	710	671
Permanent Party	2616	2703	2799	2824	2858	3001	2702	2658
<b>INT POL MIL AFFAIRS</b>	200	235	262	264	253	219	289	311
Pipeline	19	24	18	34	34	29	82	90
Permanent Party	181	211	244	230	219	190	207	221
<b>LEGAL</b>	1182	1193	1254	1295	1311	1419	1319	1320
Pipeline	16	18	17	21	19	19	37	40
Permanent Party	1166	1175	1237	1274	1292	1400	1282	1280
<b>LEGAL/MED STUDENT</b>	238	254	261	275	269	234	238	245
Pipeline	229	244	239	248	241	220	234	236
Permanent Party	9	10	22	27	28	14	4	9
<b>LOG PLANS/PROGRAMS</b>	876	952	1089	1121	1127	1126	1108	1032
Pipeline	19	29	30	35	37	34	131	105
Permanent Party	857	923	1059	1086	1090	1092	977	927
<b>MGMT ANALYSIS 3/</b>	219	200	259	224	252	0	0	0
Pipeline	3	2	2	1	12	NA	NA	NA
Permanent Party	216	198	257	223	240	NA	NA	NA
<b>MANPOWER MGMT</b>	611	611	615	584	573	567	567	537
Pipeline	14	10	6	9	15	10	31	27
Permanent Party	597	601	609	575	558	557	536	510
<b>MEDICAL</b>	12174	12997	13249	13447	13863	16020	14350	14383
Pipeline	1395	1522	1406	1396	1460	1687	1657	1803
Permanent Party	10779	11475	11843	12051	12403	14333	12693	12580
<b>MISSILE MAINT</b>	466	488	515	506	492	468	463	383
Pipeline	15	21	21	25	26	24	21	17
Permanent Party	451	467	494	481	466	444	442	366

TABLE C-9 (CONT'D)

**OFFICER PERSONNEL BY OCCUPATIONAL FIELD  
(PERMANENT PARTY AND PIPELINE 1/)**

	FY 80	FY 82	FY 83	FY 84	FY 85	FY 86	FY 87	FY 88
<b>MISSILE OPERATIONS</b>	3189	3283	3198	3180	3092	3007	2974	2832
Pipeline	184	75	60	34	80	58	217	153
Permanent Party	3005	3208	3138	3146	3012	2949	2757	2679
<b>NAV TRAINEE 4/</b>	573	873	693	669	632	640	492	518
Pipeline	573	794	629	619	562	575	490	518
Permanent Party	-	79	64	50	70	65	2	0
<b>NUC WEA CUSTODIAN 7/</b>	14	13	11	10	10	10	0	0
Pipeline	-	-	-	-	-	-	NA	NA
Permanent Party	14	13	11	10	10	10	NA	NA
<b>OPERATIONS MGMT 7/</b>	0	0	0	0	0	0	878	1090
Pipeline	-	-	-	-	-	-	18	47
Permanent Party	-	-	-	-	-	-	860	1043
<b>OTHER</b>	267	39	1	223	148	69	21	30
Pipeline	2	2	-	12	98	14	5	17
Permanent Party	265	37	1	211	50	55	16	13
<b>PATIENTS</b>	13	22	18	18	32	28	12	23
Pipeline	12	21	18	15	31	26	11	23
Permanent Party	1	1	-	3	1	2	1	0
<b>PERSONNEL</b>	1995	1873	1796	1617	1616	1933	1757	1617
Pipeline	24	11	10	10	13	12	60	63
Permanent Party	1971	1862	1786	1607	1603	1921	1697	1554
<b>PILOT/NAV/OBS 5/</b>	28098	28672	29775	29764	30210	30795	29637	28890
Pipeline	1610	1661	1913	1661	1816	1750	2758	2036
Permanent Party	26488	27011	27862	28103	28394	29045	26879	26854
<b>PILOT TRAINEES 4/</b>	2230	2557	2313	2350	2605	2365	2080	2364
Pipeline	2227	2478	2196	2206	2393	2180	2078	2360
Permanent Party	3	79	117	144	212	185	2	4
<b>PROGRAM MGMT 10/</b>	170	217	222	230	233	74	229	0
Pipeline	-	-	-	-	-	-	5	NA
Permanent Party	170	217	222	230	233	74	224	NA
<b>PUBLIC AFFAIRS</b>	608	593	579	570	564	526	559	536
Pipeline	14	11	9	11	16	12	32	25
Permanent Party	594	582	570	559	548	514	527	511
<b>SCIENTIFIC</b>	1276	1408	1491	1582	1626	1571	1654	1579
Pipeline	119	176	189	220	207	205	317	296
Permanent Party	1157	1232	1302	1362	1419	1366	1337	1283
<b>SECURITY POLICE</b>	1010	987	1048	1080	1098	1074	1130	1099
Pipeline	7	7	8	9	22	13	52	47
Permanent Party	1003	980	1040	1071	1076	1061	1078	1052
<b>SERVICES</b>	388	412	408	418	441	428	445	431
Pipeline	10	6	7	9	15	10	20	16
Permanent Party	378	406	401	409	426	418	425	415
<b>SOCIAL ACTION OFF 9/</b>	142	169	166	314	218	207	0	0
Pipeline	-	1	-	1	6	4	NA	NA
Permanent Party	142	168	166	313	212	203	NA	NA
<b>SPACE OPERATIONS</b>	553	762	1031	1172	1301	1462	1584	1507
Pipeline	3	41	44	57	54	51	102	103
Permanent Party	550	721	987	1115	1247	1411	1482	1404

TABLE C-9 (CONT'D)

OFFICER PERSONNEL BY OCCUPATIONAL FIELD  
(PERMANENT PARTY AND PIPELINE 1/)

	FY 80	FY 82	FY 83	FY 84	FY 85	FY 86	FY 87	FY 88
<b>SPECIAL DUTY</b>	1696	1786	1842	1847	1710	1460	1763	1767
Pipeline	67	86	68	73	82	74	156	163
Permanent Party	1629	1700	1774	1774	1628	1386	1607	1604
<b>SPEC INVESTIGATIONS</b>	473	519	549	532	557	532	574	587
Pipeline	4	14	15	19	21	18	21	18
Permanent Party	469	505	534	513	536	514	553	569
<b>SUPPLY MGMT</b>	1403	1364	1360	1311	1355	1316	1279	1169
Pipeline	31	42	35	40	47	41	100	89
Permanent Party	1372	1322	1325	1271	1308	1275	1179	1080
<b>STUDENT OFF AUTHOR</b>	827	901	852	860	861	818	870	913
Pipeline	822	892	831	832	790	812	862	904
Permanent Party	5	9	21	28	71	6	8	9
<b>TRANSPORTATION</b>	988	984	1012	1010	1009	967	978	965
Pipeline	26	29	28	26	40	31	60	65
Permanent Party	962	955	984	984	969	936	918	900
<b>UNALLOTTED</b>	20	46	1	0	0	0	0	0
Pipeline	5	4	-	-	-	-	-	-
Permanent Party	15	42	1	-	-	-	-	-
<b>VISUAL INFORMATION</b>	120	110	101	108	116	109	106	103
Pipeline	2	2	1	4	3	3	2	2
Permanent Party	118	108	100	104	113	106	104	101
<b>WEATHER</b>	1354	1289	1326	1376	1399	-999	1386	1342
Pipeline	82	84	143	176	197	172	195	176
Permanent Party	1272	1205	1183	1200	1202	-1171	1191	1166

Footnotes:

1/ Totals may not agree with other personnel tables in this publication due to rounding. FY 87 data for pipeline personnel includes all functional categories other than permanent party, e.g., transients, pipeline, etc.

2/ In 1985, Communications-Electronics and Computer Technology were merged into Information Systems. In FY 87, Information Systems renamed Communications-Computer Systems.

3/ Effective 1 Oct 86 (FY 87), Management Analysts were redesignated as Cost Analysts and aggregated under "Financial" Occupational Field.

4/ Undergraduate pilot/navigator trainees. Those in permanent party group are generally those assigned to one base and in TDY status at the training base.

5/ Observer personnel now being designated as Navigators.

6/ Nonchargeables not included in data since FY 85.

7/ In FY 67, Nuclear Weapons Custodians were combined with airfield management and rated command post positions to create the Operations Management field.

8/ Previously entitled Procurement Management.

9/ In FY 87, Social Actions were merged under Personnel.

10/ In 1988, Program Management merged under Acquisition Program Management.

OPR: AF/DPPP, Mr B Starry, Ext 73670, 4E161.

TABLE C-10

## ENLISTED PERSONNEL BY CAREER FIELD

CAREER FIELD	FY 80	FY 82	FY 83	FY 84	FY 85	FY 86	FY 87	FY 88
<b>TOTAL</b>	<b>455,909</b>	<b>475,932</b>	<b>483,022</b>	<b>486,410</b>	<b>488,603</b>	<b>494,666</b>	<b>495,244</b>	<b>466,856</b>
1st Sergeant	1,540	1,553	1,597	1,664	1,710	1,745	1,716	1,799
11 Aircrew Operations	7,052	7,403	7,971	8,045	8,928	9,255	9,234	8,976
12 Aircrew Protection	-	2,647	2,592	2,948	3,192	3,210	3,120	2,791
20 Intelligence	11,936	12,499	13,019	13,207	13,156	13,010	13,015	12,604
22 Photomapping	118	114	121	118	116	116	123	112
23 Audiovisual	3,312	3,139	3,146	3,080	3,014	3,132	3,087	2,830
24 Safety	1,161	1,206	1,316	1,333	1,319	1,379	1,440	1,459
25 Weather	2,940	2,918	2,931	3,086	3,192	3,205	3,204	3,103
27 Cmd/Cont Sys Oper	17,012	17,166	16,967	16,876	16,318	16,648	16,885	15,817
29 Comm Operations	10,325	9,956	9,781	9,927	2,234	-	-	-
30 Comm/Elec Sys	26,008	27,939	28,097	28,611	28,076	25,579	25,746	23,801
31 Missile Elec Maint	4,652	4,270	3,849	3,397	768	732	654	580
32 Avionics Systems	26,215	31,365	31,755	30,874	28,494	28,630	20,473	14,462
34 Training Devices	2,378	2,463	2,680	2,616	2,142	1,618	1,180	693
36 Wire Comm Sys Maint	4,825	4,355	4,252	4,334	4,351	4,435	4,415	4,050
39 Maint Mgmt Sys	2,920	2,754	2,997	3,142	3,200	3,400	3,330	3,118
40 Intricate Equip Maint	1,246	853	861	864	806	799	331	291
41 Miss Sys Maint	-	-	-	-	5,384	5,312	5,631	5,406
42 Acft Sys Maint	39,008	43,689	43,585	43,646	45,049	46,080	46,103	28,824
43 Aircraft Maint	42,255	45,011	43,923	42,350	44,335	46,456	46,144	42,180
44 Missile Maint	3,768	3,832	3,807	3,258	-	-	-	-
45 Manned Aero Maint	-	-	-	-	-	-	10,089	30,313
46 Mun/Weapons Maint	20,304	22,174	23,739	23,831	23,690	23,889	25,729	25,349
47 Vehicle Maint	5,071	5,220	5,276	5,558	5,838	5,973	5,965	5,477
48 Information Sys	-	-	-	-	14,719	19,944	20,266	19,722
51 Computer Sys	6,518	6,483	6,929	7,233	4	-	-	-
54 Mechanical/Elect	9,052	9,096	10,041	10,549	10,743	10,951	10,510	9,770
55 Structural/Pavement	12,329	12,886	13,146	13,207	12,999	12,898	12,379	11,423
56 Sanitation	1,553	1,581	1,596	1,769	1,842	1,787	1,749	1,557
57 Fire Protection	5,922	5,929	5,999	5,980	6,090	6,233	6,472	6,147
59 Marine	117	107	115	125	106	87	65	50
60 Transportation	13,655	14,075	13,920	14,764	14,712	15,007	14,668	13,268
61 Supply Services	1,517	2,345	2,500	2,797	3,072	3,138	3,121	955
62 Food Services	4,800	5,053	5,042	4,547	4,575	4,680	4,575	6,055
63 Fuels	6,585	6,390	6,579	7,054	7,246	6,898	6,879	6,442
64 Supply	25,346	24,952	25,433	25,761	25,929	26,447	25,545	24,199
65 Procurement	1,398	1,456	1,534	1,579	1,671	1,711	1,744	1,665
66 Logistics Plans	792	875	954	978	1,015	1,069	1,162	1,129
67 Acct/Fin/Aud	5,497	5,368	5,411	5,447	5,908	6,084	6,450	5,927
69 Mgmt Analysis	480	490	461	463	451	446	-	-
70 Administration	29,159	28,476	28,618	29,165	29,243	29,367	24,953	23,304
73 Personnel	11,160	11,721	11,422	11,480	11,622	11,677	14,671	14,026
74 Morale/Welfare/Rec	1,905	1,786	1,681	1,793	1,907	1,914	1,864	1,601
75 Education/Tng	3,097	3,297	3,483	3,676	3,681	3,868	3,925	3,701
79 Public Affairs	1,166	1,218	1,220	1,261	1,298	1,321	1,319	1,284



TABLE C-10 (CONT'D)

## ENLISTED PERSONNEL BY CAREER FIELD

CAREER FIELD	FY 80	FY 82	FY 83	FY 84	FY 85	FY 86	FY 87	FY 88
81 Security Police	34,795	37,823	40,010	39,589	39,066	39,273	40,063	38,987
82 Spec Inv/Counterintel	811	935	901	878	866	927	930	908
87 Band	1,102	1,098	1,089	1,072	1,101	1,116	1,116	1,120
90 Medical	17,832	16,639	16,900	17,985	18,786	19,221	19,062	18,167
91 Medical	3,584	3,441	3,407	3,669	3,814	3,973	3,912	3,729
92 Medical	2,519	2,155	2,332	2,920	2,668	2,662	2,703	2,730
98 Dental	3,580	3,457	3,320	3,478	3,597	3,729	3,676	3,392
99 Misc(Spec Duty/Patient)	15,582	14,259	14,669	14,426	14,557	13,635	13,851	11,563
Unknown	10	15	48	-	3	-	-	-

## Footnote:

/1 Effective 1 Oct 86, 69-Management Analysis career field incorporated into 67-Accounting, Auditing, Financial career field.

OPR: AF/DPPP, Ms J E Breeden, Ext 56711, 4D153.

TABLE C-11

AF MILITARY PERSONNEL BY ETHNIC CATEGORY

CATEGORY	FY 1986		FY 1987		FY 1988	
	OFF	ENL	OFF	ENL	OFF	ENL
<b>GRAND TOTAL</b>	<b>109,048</b>	<b>494,666</b>	<b>107,358</b>	<b>495,239</b>	<b>105,126</b>	<b>466,856</b>
<b>TOTAL MEN:</b>	<b>96,671</b>	<b>433,972</b>	<b>94,716</b>	<b>432,573</b>	<b>92,227</b>	<b>405,875</b>
Native Americans	506	4,152	487	3,816	433	3,426
Asian Americans	1,242	7,129	1,218	7,261	1,204	6,976
Hispanic	1,868	16,544	1,871	16,521	1,832	15,583
None 1/	84,454	386,252	83,059	386,930	81,519	363,688
Other 3/	8,083	19,866	7,452	18,032	6,770	16,168
Unknown 2/	518	29	629	13	469	34

<b>TOTAL WOMEN:</b>	<b>12,377</b>	<b>60,694</b>	<b>12,642</b>	<b>62,666</b>	<b>12,899</b>	<b>60,981</b>
Native Americans	58	561	61	538	57	516
Asian Americans	267	913	279	966	282	937
Hispanic	297	1,891	303	1,970	306	1,963
None 1/	10,336	55,497	10,743	57,471	10,968	55,951
Other 3/	979	1,832	952	1,721	921	1,614
Unknown 2/	440	-	304	-	365	-

Footnotes:

1/ Primarily Caucasian.

2/ Information not provided by personnel queried.

3/ None of the ethnic categories shown on this table.

OPR:

Officers: AF/DPPP, Mr B Starry, Ext 789815, 4E153.

Enlisted: AF/DPPP, Ms J E Breedon, Ext 56711, 4E153.

**TABLE C-12  
AF MILITARY PERSONNEL BY AGE GROUP**

AGE RANGE (YRS)	FY 80	FY 82	FY 83	FY 84	FY 85	FY 86	FY 87	FY 88
<b>OFFICER TOTAL 1/</b>	<b>97,901</b>	<b>102,187</b>	<b>104,892</b>	<b>106,589</b>	<b>108,400</b>	<b>109,048</b>	<b>107,338</b>	<b>105,126</b>
20-24	8,360	12,831	10,103	13,862	11,567	10,428	9,102	8,476
25-29	23,607	25,077	25,546	26,204	26,755	27,446	27,441	26,728
30-34	24,751	24,257	23,775	23,600	24,200	24,666	24,410	23,973
35-39	20,147	21,081	22,993	22,804	23,043	22,544	21,140	20,433
40-44	13,233	12,589	14,771	13,644	15,593	16,486	17,620	17,618
45-49	5,692	4,708	5,559	4,804	5,394	5,664	5,757	6,053
50-54	1,755	1,380	1,781	1,405	1,512	1,461	1,527	1,516
55-59	334	242	317	237	294	305	291	294
<b>60 &amp; OLDER</b>	<b>22</b>	<b>22</b>	<b>47</b>	<b>29</b>	<b>42</b>	<b>48</b>	<b>50</b>	<b>35</b>
<b>ENLISTED TOTAL 1/</b>	<b>455,909</b>	<b>476,472</b>	<b>483,022</b>	<b>486,410</b>	<b>488,600</b>	<b>494,666</b>	<b>495,244</b>	<b>466,856</b>
17-19	87,406	48,918	38,657	34,414	38,219	41,154	37,036	30,059
20-24	159,321	193,057	200,919	200,053	189,810	182,443	176,670	156,101
25-29	86,882	97,911	102,279	108,163	113,855	121,441	128,183	126,260
30-34	60,068	65,487	66,947	67,183	69,112	70,390	71,544	72,003
35-39	44,125	47,625	49,451	52,826	55,108	56,456	56,247	56,197
40-44	14,606	18,380	19,652	18,993	18,301	18,572	21,131	21,730
45-49	3,128	4,478	4,507	4,237	3,773	3,844	4,130	4,235
50-54	338	559	548	469	376	334	274	243
<b>55 &amp; OLDER</b>	<b>35</b>	<b>57</b>	<b>62</b>	<b>72</b>	<b>46</b>	<b>32</b>	<b>29</b>	<b>28</b>
<b>AVERAGE AGE (Rounded to nearest full year).</b>								
<b>OFFICERS</b>	<b>34</b>	<b>34</b>	<b>34</b>	<b>34</b>	<b>34</b>	<b>34</b>	<b>34</b>	<b>34</b>
<b>ENLISTED</b>	<b>26</b>	<b>26</b>	<b>27</b>	<b>26</b>	<b>26</b>	<b>26</b>	<b>27</b>	<b>27</b>

1/ Totals and subtotals may not agree with other personnel tables due to rounding.

OPR-AF/DPPP: (Officers-Mr B Starry, Ext 78915; Enlisted-Ms J E Breeden, Ext 56711.


FIGURE C-2

AF ACTIVE OFFICER POPULATION  
ACADEMIC ACHIEVEMENT TREND

GRADUATE  
DEGREE

BACHELOR'S  
DEGREE

NO COLLEGE  
DEGREE



PERCENT OF TOTAL ACTIVE OFFICER POPULATION

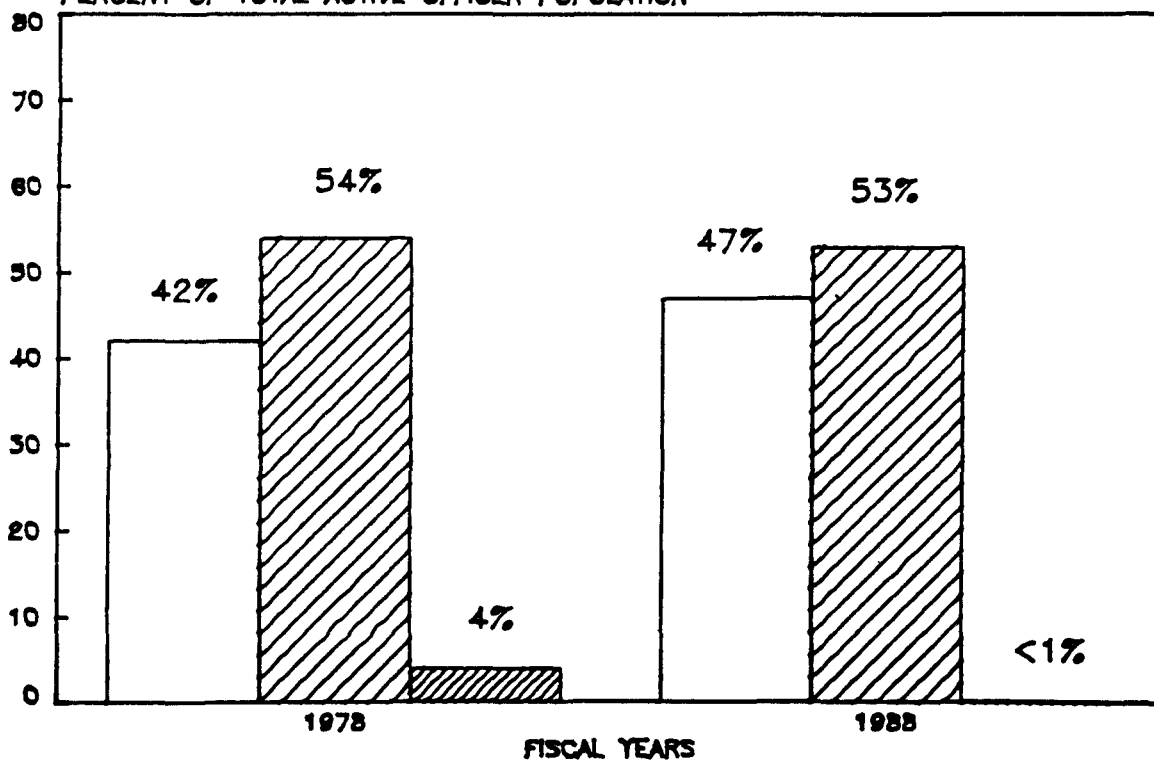


TABLE C-13

## OFFICER POPULATION DISTRIBUTED BY EDUCATION GROUP

	FY 80	FY 82	FY 84	FY 86	FY 87	FY 88
No High School (HS)	0	0	0	1	0	0
HS (GED)	3	1	1	3	2	2
HS (Certificate)	1	1	1	0	0	0
HS Diploma	166	222	292	39	9	6
College, <1 Year	23	13	6	4	2	1
College, < 2 Years	160	86	40	34	14	9
College, < 3 Years 1/	204	105	31	20	8	8
College, < 4 Years 2/	222	110	51	31	32	45
Associate Degree	87	133	110	116	58	57
Registered Nurse	1,156	827	475	291	206	140
Bachelor's Degree	47,011	49,130	51,811	52,468	50,470	47,401
Bachelor's + Degree	4,780	4,646	5,007	5,497	5,689	5,694
Master's Degree	32,698	34,531	36,078	38,421	39,208	39,656
Master's + Degree	583	540	471	423	423	421
Doctoral Degree 3/		1,193	1,163	1,173	1,198	1,170
1-Professional Degree	5,066	5,258	5,302	5,477	5,505	5,417
2-Professional Degrees	1,626	1,584	1,663	1,678	1,793	1,947
3-Professional Degrees	184	231	259	235	266	320
AFIT BA Program	170	373	358	125	87	54
AFIT MA Program	870	1,198	1,294	1,510	1,465	1,512
AFIT Doctoral Program	629	341	383	350	303	307
Doctoral Program	4/	81	111	179	105	96
Medical Program	4/	320	328	366	333	274
Unknown	977	1,263	1,354	607	162	589
SubTotal	96,616	102,187	106,589	109,048	107,338	105,126
Less: Nonchargeables	0	(297)	(350)	0	0	0
TOTAL	96,616	101,890	106,239	109,048	107,338	105,126

## Footnotes:

1/ Includes personnel with a 2-year certificate from a junior college, community college or technical school.

2/ Includes personnel with 4 years of college, but no degree.

3/ Excludes honorary and professional degrees.

4/ Data not available.

5/ Nonchargeables are personnel on active duty who are paid from other than Appropriation 3500. They are primarily Reservists. Nonchargeables cannot be separately identifiable before FY 82.

OPR:

AF/DPPP, Mr B Starry, Ext 73670, 4E161.

TABLE C-14

## OFFICER PERSONNEL BY PROFESSIONAL CAREER FIELD 1/

	FY 80	FY 82	FY 83	FY 84	FY 85	FY 86	FY 87	FY 88
<b>TOTAL</b>	97,901	101,890	104,556	106,239	108,400	109,048	107,338	105,126
<b>LINE</b>	83,509	86,608	88,960	90,375	92,096	92,319	90,584	88,342
<b>CHAPLAIN</b>	840	848	849	835	844	841	833	819
<b>DENTAL</b>	1,577	1,590	1,613	1,612	1,593	1,611	1,575	1,508
<b>JUDGE ADVOCATE</b>	1,172	1,230	1,284	1,345	1,348	1,353	1,338	1,338
<b>MED PROFESSIONAL</b>	3,439	3,671	3,781	3,763	3,888	3,972	4,011	3,981
<b>NURSE</b>	4,097	4,452	4,499	4,696	4,931	5,122	5,194	5,305
<b>MEDICAL SERVICE</b>	1,180	1,278	1,317	1,373	1,383	1,435	1,439	1,446
<b>BIOMEDICAL</b>	2,087	2,213	2,253	2,240	2,317	2,395	2,364	2,387

## Footnote:

1/ Excludes nonchargeables who are active duty personnel (primarily Reservists) paid from other than Appropriation 3500.

OPR: AF/DPPP, Mr B Starry, Ext 78915, 4E153.

TABLE C-15

AF ACTIVE DUTY PILOT AND NAVIGATOR  
REQUIREMENTS AND INVENTORY 1/

	FY 86	FY 87	FY 88	FY 89	(Est) FY 90	(Est) FY 91
<b>REQUIREMENTS:</b>						
TOTAL PILOTS	24173	23499	22669	22304	21897	21822
TOTAL NAVIGATORS	9950	9642	9262	9006	8693	8597
<b>FORCE</b>						
Pilots	9935	9682	9480	9261	8952	8903
Navigators	3686	3608	3619	3460	3233	3195
<b>TRAINING</b>						
Pilots	3954	3925	3603	3610	3587	3576
Navigators	958	961	909	848	835	828
<b>SUPERV'N STAFF</b>						
Pilots	5735	5569	5384	5431	5358	5324
Navigators	3322	3248	3138	3189	3116	3060
<b>ADV STUDENTS</b>						
Pilots	1637	1516	1390	1414	1424	1438
Navigators	677	667	449	411	415	421
<b>RATED SUPPLEMENT</b>						
Pilots	1992	1887	1892	1743	1743	1743
Navigators	959	810	823	783	783	783
<b>TRANSIENTS</b>						
Pilots	458	458	458	385	373	378
Navigators	204	204	180	165	161	160
<b>EDUCATION DEV</b>						
Pilots	462	462	462	460	460	460
Navigators	144	144	144	150	150	150
<b>INVENTORY:</b>						
TOTAL PILOTS	24210	23663	22895	21750	21134	20222
TOTAL NAVIGATORS	10342	10186	9945	9743	9643	9413

Footnote:

1/ Excludes generals, colonels and students in undergraduate flying training.

OPR:

Requirements: AF/PRME, Maj C Johnson, Ext 34159, Rm 5C530.

Inventory: AF/DPXF, Maj C E Glausier, Ext 77005, Rm 5C369.

Data Source: AFCOPS, Report of Accomplished Actions.

TABLE C-16

## POPULATION OF RATED OFFICERS ON FLYING STATUS BY GRADE 1/

	FY 82	FY 83	FY 84	FY 85	FY 86	FY 87	FY 88
<b>GRAND TOTAL</b>	<b>36,233</b>	<b>37,083</b>	<b>37,415</b>	<b>37,623</b>	<b>37,836</b>	<b>36,861</b>	<b>36,141</b>
<b>PILOT</b>	<b>25,102</b>	<b>25,670</b>	<b>26,046</b>	<b>26,243</b>	<b>26,444</b>	<b>25,654</b>	<b>25,049</b>
General	232	240	243	242	237	226	225
Colonel	2,056	1,972	1,902	1,803	1,997	1,765	1,688
Lt Colonel	3,548	3,746	3,934	4,182	4,177	4,264	4,201
Major	5,546	5,887	6,041	6,019	5,961	5,857	5,473
Captain	9,598	9,306	8,965	9,062	9,212	9,250	9,443
Lieutenant	4,122	4,519	4,961	4,935	4,860	4,292	4,019
<b>NAVIGATOR/OBS</b>	<b>10,640</b>	<b>10,900</b>	<b>10,869</b>	<b>10,882</b>	<b>10,832</b>	<b>10,636</b>	<b>10,546</b>
General	19	16	15	15	15	15	12
Colonel	602	583	572	530	475	435	394
Lt Colonel	1,548	1,405	1,252	1,179	1,126	1,227	1,366
Major	1,839	2,155	2,490	2,810	2,942	2,974	2,864
Captain	4,529	4,336	3,933	3,795	4,029	4,036	4,163
Lieutenant	2,103	2,405	2,807	2,553	2,245	1,949	1,747
<b>FLIGHT SURGEON</b>	<b>491</b>	<b>513</b>	<b>500</b>	<b>498</b>	<b>560</b>	<b>571</b>	<b>546</b>
Colonel	119	122	123	119	127	118	138
Lt Colonel	115	107	86	82	80	83	81
Major	86	91	102	115	124	142	131
Captain	171	193	189	182	229	228	196

Footnote:

1/ Excludes trainees.

OPR: AF/DPXXF, MAJ C E Glausier, Ext 77005, 5C369.

Data Source: "AFCOPS, Report of Accomplished Actions,"; AF/X00TW Data Base.



TABLE C-17

**PILOT AND NAVIGATOR DISTRIBUTION BY MAJCOM/SOA/DRU  
(INCLUDES TRAINEES)**

	FY80	FY82	FY83	FY84	FY85	FY86	FY87	FY88
<b>TOTAL PILOTS =</b>	<b>25,854</b>	<b>26,779</b>	<b>26,930</b>	<b>23,901</b>	<b>24,198</b>	<b>24,209</b>	<b>23,754</b>	<b>22,819</b>
<b>+ PIPELINE PILOTS</b>	<b>3,396</b>	<b>3,881</b>	<b>3,275</b>	<b>1,685</b>	<b>731</b>	<b>914</b>	<b>433</b>	<b>835</b>
<b>+ PERMANENT PARTY PILOTS</b>	<b>22,458</b>	<b>22,898</b>	<b>23,655</b>	<b>22,216</b>	<b>23,467</b>	<b>23,295</b>	<b>23,321</b>	<b>21,984</b>
<b>MAJCOM ONLY</b>								
<b>MAJCOM ONLY</b>	<b>20,405</b>	<b>20,760</b>	<b>21,363</b>	<b>20,429</b>	<b>21,626</b>	<b>21,469</b>	<b>21,341</b>	<b>20,298</b>
Air University 1/	-	-	293	658	668	637	644	571
Alaskan Air Command	144	192	181	166	172	167	175	156
AF Communications Cmd 3/	117	101	97	88	91	92	102	63
AF Logistics Command	271	245	262	165	177	146	149	145
AF Systems Command	1,013	970	999	840	815	742	700	675
Air Training Command 4/	2,892	2,926	2,830	2,560	2,800	2,779	2,751	2,729
Electronic Security Cmd	27	32	31	14	12	11	10	8
Military Airlift Command	4,711	4,727	5,009	5,083	5,413	5,376	5,234	5,005
Pacific Air Forces	769	820	861	762	790	815	866	768
Space Command 2/	-	-	87	76	76	63	47	42
Strategic Air Command	4,234	4,339	4,246	3,877	4,141	4,248	4,369	4,321
Tactical Air Command	4,599	4,784	4,837	4,649	4,971	4,949	4,770	4,423
US Air Forces, Europe	1,628	1,624	1,630	1,491	1,500	1,444	1,524	1,392
<b>SOA ONLY</b>								
<b>SOA ONLY</b>	<b>239</b>	<b>229</b>	<b>285</b>	<b>217</b>	<b>211</b>	<b>208</b>	<b>215</b>	<b>199</b>
AF Accounting & Finance Ctr	3	2	-	-	-	-	-	-
AF Audit Agency	1	4	3	1	1	1	1	2
AF Commissary Service	-	-	1	1	-	-	-	-
AF Engineer & Svcs Ctr	10	9	8	6	5	3	3	3
AF Inspection & Safety Ctr	71	63	64	42	38	32	39	42
AF Intelligence Service	12	15	19	12	11	9	9	7
AF Mgmt & Engineering Agency	-	-	-	-	2	1	1	1
AF Military Personnel Ctr	80	70	77	65	70	71	69	60
AF Med Svc Ctr 6/	-	-	2	1	1	1	2	1
AF Off of Spec Investigations	-	1	1	-	-	-	1	2
AF Reserve	-	-	32	19	14	16	15	16
AF Svc Info-News Ctr 6/	-	-	4	-	1	-	-	-
AF Test & Eval Ctr 5/	62	65	-	-	-	-	-	-
AF Oper Test & Eval Ctr 5/	-	-	71	69	67	73	74	64
Air Res Personnel Ctr	-	-	3	1	1	1	1	1
<b>DRU ONLY</b>								
<b>DRU ONLY</b>	<b>239</b>	<b>295</b>	<b>410</b>	<b>322</b>	<b>341</b>	<b>354</b>	<b>365</b>	<b>346</b>
AF Combat Operations Staff	-	-	35	33	39	44	42	38
AF Reserve	39	33	-	-	-	-	-	-
US Air Force Academy	200	205	283	247	259	270	283	264

**TABLE C-17 (CONT'D)**  
**PILOT AND NAVIGATOR DISTRIBUTION BY MAJCOM/SOA/DRU**  
**(INCLUDES TRAINEES)**

	FY80	FY82	FY83	FY84	FY85	FY86	FY87	FY88
<b>DRU (CONT'D)</b>								
AF Technical Appn Ctr	-	57	14	12	10	14	15	16
AF Simpson Ist Res Ctr 6/	-	-	1	1	1	1	1	-
1947th Hqs Spt Gp 6/	-	-	63	28	-	-	-	-
ANG Spt Ctr 6/	-	-	14	1	1	2	1	2
AF District of Washington	-	-	-	-	31	23	23	26
<b>MISCELLANEOUS</b>								
	1,575	1,614	1,597	1,248	1,289	1,264	1,400	1,141
AF Elements	-	-	-	-	-	36	46	48
HAF	496	493	519	408	403	394	325	275
Other AF Elements	927	1,019	766	662	691	647	739	640
AF Elements Europe 6/	-	-	312	178	195	187	290	178
Unknown 6/	152	102	-	-	-	-	-	-

<b>TOTAL NAVIGATORS/OBS =</b>	<b>11031</b>	<b>11098</b>	<b>11377</b>	<b>10282</b>	<b>10337</b>	<b>10342</b>	<b>10185</b>	<b>9978</b>
<b>+ PIPELINE NAV/OBS</b>	<b>1228</b>	<b>1409</b>	<b>1508</b>	<b>1005</b>	<b>213</b>	<b>346</b>	<b>17</b>	<b>277</b>
<b>+ PERMANENT PARTY NAV/OBS</b>	<b>9803</b>	<b>9689</b>	<b>9869</b>	<b>9277</b>	<b>10124</b>	<b>9996</b>	<b>10168</b>	<b>9701</b>
<b>MAJCOM ONLY</b>								
	9017	8866	9011	8828	9430	9265	9418	8970
Air University 1/	-	-	68	232	231	232	215	210
Alaskan Air Command	76	38	27	22	21	22	23	25
AF Communications Cmd 3/	45	37	30	45	48	51	56	58
AF Logistics Command	152	130	144	100	113	110	116	119
AF Security Service	59	84	-	-	-	-	-	-
AF Systems Command	405	419	409	338	349	324	356	365
Air Training Command 4/	493	454	547	429	643	599	566	455
Electronic Security Cmd	-	-	95	76	83	83	106	109
Military Airlift Command	1345	1321	1491	1496	1484	1462	1490	1410
Pacific Air Forces	367	296	268	247	259	256	288	270
Space Command 2/	-	-	32	26	38	28	27	33
Strategic Air Command	3687	3733	3718	3669	3914	3921	4050	3975
Tactical Air Command	1466	1500	1437	1406	1506	1477	1446	1316
US Air Forces, Europe	922	854	745	742	741	700	679	625
<b>SOA ONLY</b>								
	102	121	142	108	107	104	105	105
AF Accounting & Finance Ctr	-	2	3	-	-	-	-	-
AF Audit Agency	2	1	1	3	5	5	4	2
AF Commissary Service	-	-	2	-	-	-	-	-
AF Engineer & Svcs Ctr	5	5	3	2	1	1	-	2

**TABLE C-17 (CONT'D)**  
**PILOT AND NAVIGATOR DISTRIBUTION BY MAJCOM/SO/DRU**  
**(INCLUDES TRAINEES)**

	FY80	FY82	FY83	FY84	FY85	FY86	FY87	FY88
<b>SOA (CONT'D)</b>								
AF Inspection & Safety Ctr	11	11	14	6	9	9	9	9
AF Intelligence Service	8	11	13	10	8	10	9	9
AF Mgmt & Engineering Agency	-	-	-	-	1	3	3	1
AF Military Personnel Ctr	33	31	30	29	27	22	24	29
AF Off of Spec Investigations	1	1	1	2	3	3	3	5
AF Reserve	-	16	16	5	5	4	6	6
AF Svc Info-News Ctr 6/	-	-	3	-	-	-	-	-
AF Test & Eval Ctr 5/	42	43	-	-	-	-	-	-
AF Oper Test & Eval Ctr 5/	-	-	56	51	48	46	46	41
Air Reserve Personnel Ctr	-	-	-	-	-	1	1	1
<b>DRU ONLY</b>								
AF Combat Operations Staff	-	-	13	15	14	16	17	22
AF Reserve	16	-	-	-	-	-	-	-
US Air Force Academy	91	102	95	93	86	82	79	77
AF Technical Appn Ctr	-	20	9	8	8	5	7	6
AF Simpson Ist Res Ctr 6/	-	-	1	1	1	1	1	-
1947th Hqs Spt Gp 6/	-	-	22	7	-	-	-	-
ANG Spt Ctr 6/	-	-	6	-	-	-	-	-
AF District of Washington	-	-	-	-	4	6	8	7
<b>MISCELLANEOUS</b>								
AF Elements	-	-	-	-	-	18	21	20
HAF	165	166	175	154	147	158	131	119
Other AF Elements	338	372	309	-	262	274	311	305
AF Elements Europe 6/	-	-	86	63	65	67	69	70
Unknown 6/	74	42	-	-	-	-	1	-

Footnotes:

1/ Air University reported to Air Training Command, effective 20 Sep 76; designated a major command 1 Jul 83.

2/ Aerospace Defense Command name and Major Command designation changed to Aerospace Defense Center as a Separate Operating Agency (SOA) effective Jul 80. On 1 Sep 82, the Center began reporting to the newly established Space Command, relinquishing its SOA designation.

3/ On 1 Sep 82, AF Data Automation Agency began reporting to AF Communications Command.

4/ Air Training Command included Air University through Sep 83.

5/ AF Test & Evaluation Center name changed to Operational Test & Evaluation Center in Sep 83.

6/ Data for AF Medical Service Center, AF Service Information-News Center, AF Simpson Historical Research, 1947th HQ Support Group, ANG Support Center and AF Elements Europe not available prior to FY 83.

Data for these elements formerly reported under "Unknown."

OPR: AF/DPXXF, Maj C E Glausier, Ext 77005, 5C369.

Data Source: HQ AFMPC/DPMY, Capt S D Graf, Randolph AFB, TX., Autovon 487-3205.

TABLE C-18

POPULATION OF PILOTS & NAVIGATORS RECEIVING INCENTIVE PAY 1/

	FY 80	FY 82	FY 84	FY 86	FY 87	FY 88
<b>GRAND TOTAL</b>	<b>33368</b>	<b>34307</b>	<b>35648</b>	<b>35772</b>	<b>35422</b>	<b>34031</b>
<b>PILOTS</b>	<b>23005</b>	<b>24049</b>	<b>25146</b>	<b>25398</b>	<b>25152</b>	<b>24044</b>
Generals & Colonels	1345	1378	1353	1314	1234	1288
Lt Colonel & Below	21660	22671	23793	24084	23918	22756
<b>NAVIGATORS</b>	<b>10363</b>	<b>10258</b>	<b>10502</b>	<b>10374</b>	<b>10270</b>	<b>9987</b>
Generals & Colonels	359	341	310	231	195	154
Lt Colonel & Below	10004	9917	10192	10143	10075	9833

Footnote:

1/ Excludes Trainees.

OPR: AF/DPXXF, Maj C E Glausier, Ext 57585, 5C369.

Data Source: AF/XOOTW Data Base, ACIP-TO2.

TABLE C-19

POPULATION OF PILOTS & NAVIGATORS ACTUALLY FLYING 1/

	FY 80	FY 82	FY 84	FY 86	FY 87	FY 88
<b>GRAND TOTAL</b>	<b>24800</b>	<b>25563</b>	<b>25903</b>	<b>25353</b>	<b>24679</b>	<b>25490</b>
<b>PILOTS</b>	<b>17838</b>	<b>18541</b>	<b>18903</b>	<b>18878</b>	<b>18316</b>	<b>18873</b>
Generals & Colonels	456	660	691	692	668	662
Lt Colonel & Below	17382	17881	18212	18186	17648	18211
<b>NAVIGATORS</b>	<b>6962</b>	<b>7022</b>	<b>7000</b>	<b>6475</b>	<b>6363</b>	<b>6817</b>
Generals & Colonels	6	16	15	12	14	12
Lt Colonel & Below	6956	7006	6985	6463	6349	6605

1/ Excludes Trainees.

OPR: AF/DPXXF, Maj C E Glausier, Ext 57585, 5C369.

Data Source: AF/XOOTW Data Base, ACIP-TO2.

FIGURE C-3

AF NON-PRIOR SERVICE ENLISTED ACCESSIONS  
ACADEMIC ACHIEVEMENT TRENDS

COLLEGE DEGREE  
HIGH SCHOOL DIPLOMA

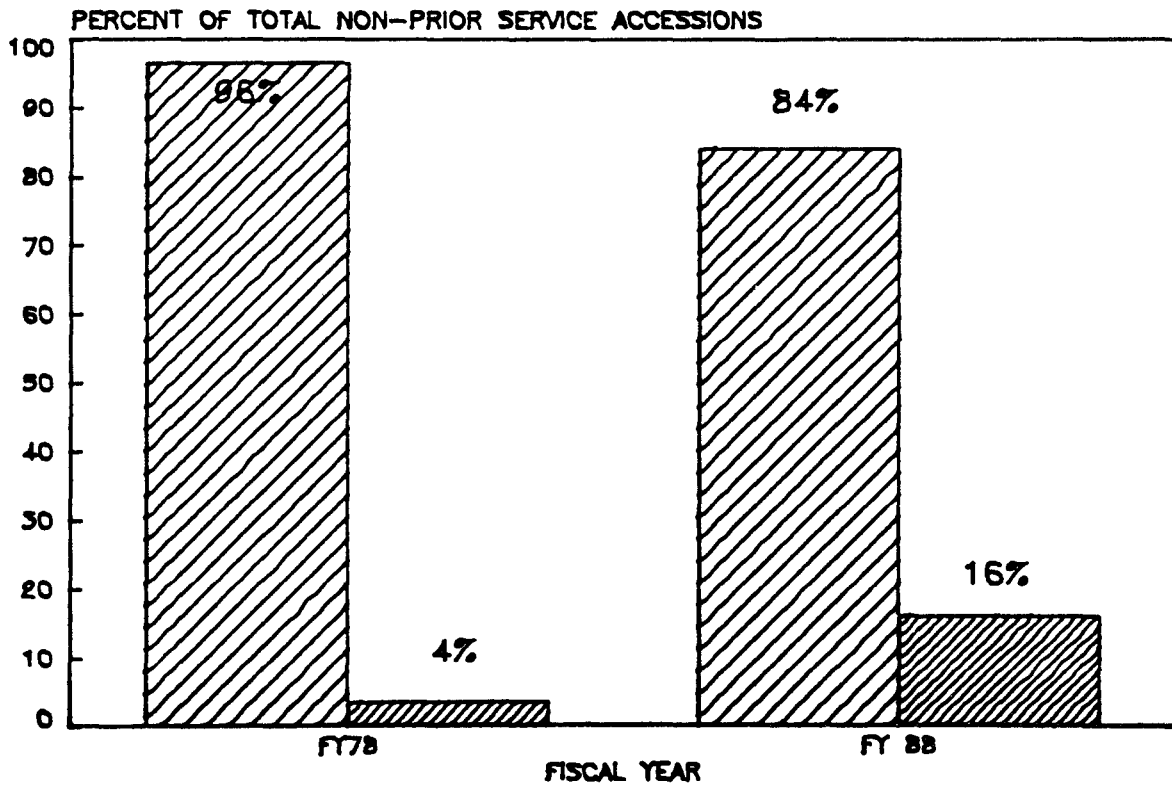


TABLE C-20

AF ENLISTED NON-PRIOR SERVICE ACCESSIONS  
BY EDUCATION AND SEX

	FY 82	FY 83	FY 84	FY 85	FY 86	FY 87	FY 88
<b>GRAND TOTAL</b>	67,538	60,489	60,009	65,017	64,400	55,000	41,200
<b>MEN</b>	58,793	51,606	51,155	53,958	52,369	44,688	33,060
<b>WOMEN</b>	8,745	8,883	8,854	11,059	12,031	10,312	8,140
<b>DETAIL:</b>							
<b>SOME HS 1/</b>	1,231	1,125	827	822	133	102	113
Men	1,135	1,024	751	741	106	84	94
Women	96	101	76	81	27	18	19
<b>HS DIPLOMA</b>	60,952	49,545	47,790	53,164	53,688	45,530	34,522
Men	53,424	42,769	41,287	44,626	44,292	37,388	27,994
Women	7,528	6,776	6,503	8,538	9,396	8,142	6,528
<b>SOME COLLEGE</b>	4,644	8,720	10,219	10,072	9,723	8,164	5,907
Men	3,734	7,042	8,236	7,901	7,371	6,359	4,524
Women	910	1,678	1,983	2,171	2,352	1,805	1,383
<b>COLLEGE DEGREE(S)</b>	711	1,099	1,173	959	856	1,204	658
Men	500	771	881	690	600	857	448
Women	211	328	292	269	256	347	210

BREAKOUT AS A PERCENT OF TOTAL NON-PRIOR SERVICE ACCESSIONS

<b>DETAIL BY SEX:</b>							
Men	87.1%	85.3%	85.2%	83.0%	81.3%	81.3%	80.2%
Women	12.9%	14.7%	14.8%	17.0%	18.7%	18.7%	19.8%
<b>DETAIL BY EDUCATIONAL LEVEL:</b>							
Some HS	1.8%	1.9%	1.4%	1.3%	0.2%	0.2%	0.3%
HS Diploma	90.2%	81.9%	79.6%	81.8%	83.4%	82.8%	83.8%
Some College	6.9%	14.4%	17.0%	15.5%	15.1%	14.8%	14.3%
College Degree(s)	1.1%	1.8%	2.0%	1.5%	1.3%	2.2%	1.6%

Footnote:

1/ HS=High School.

OPR: AF/DPPP, Ms J E Breden, Ext 56711, 4E153.

FIGURE C-4

AF ACTIVE DUTY MILITARY MINORITY POPULATION  
AS A % OF TOTAL ACTIVE MILITARY POPULATION

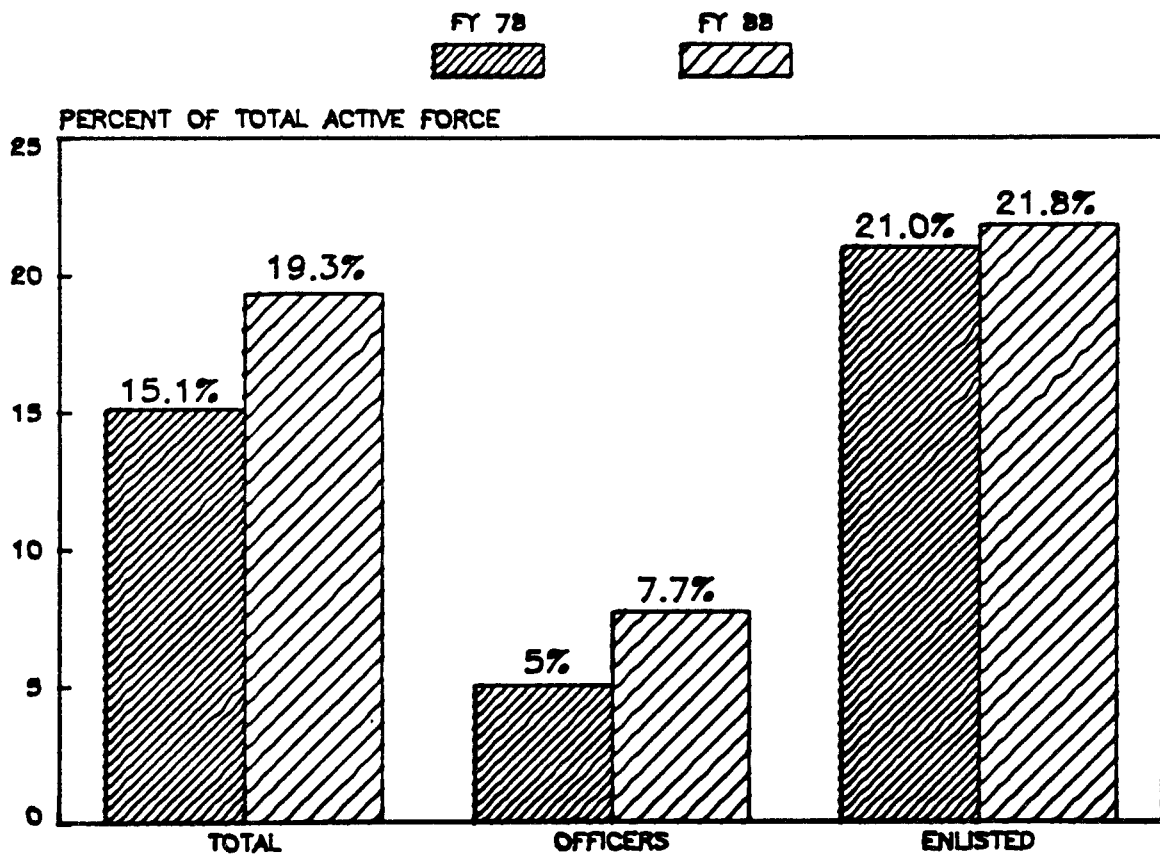


TABLE C-21

## MILITARY MINORITY POPULATION 1/

	FY 82	FY 83	FY 84	FY 85	FY 86	FY 87	FY 88
GRAND TOTAL (OFF & ENL)	103,135	104,992	106,526	109,447	112,643	113,950	109,594
BLACK (OFF & ENL)	86,901	88,189	88,596	90,049	91,792	91,904	88,126
OTHER (OFF & ENL)	16,324	16,803	17,930	19,398	20,851	22,046	21,468

## OFFICER DETAIL

TOTAL OFFICERS	6,975	7,437	7,669	7,954	8,042	8,021	8,114
TOTAL BLACK	5,181	5,560	5,714	5,868	5,859	5,777	5,757
TOTAL OTHER	1,794	1,877	1,955	2,086	2,183	2,244	2,357
<b>OFFICER BREAKOUT BY GRADE:</b>							
GENERAL	10	8	10	8	7	5	5
Black	9	6	8	6	6	4	4
Other	1	2	2	2	1	1	1
COLONEL	150	162	173	181	204	207	214
Black	101	106	112	116	129	129	124
Other	49	56	61	65	75	78	90
LT COLONEL	501	490	476	465	443	440	421
Black	298	293	270	253	238	245	235
other	203	197	206	212	205	195	186
MAJOR	768	776	796	911	983	1,086	1,242
Black	449	454	501	624	709	814	952
Other	319	322	295	287	274	272	290
CAPTAIN	2,635	3,167	3,531	3,771	3,996	4,107	4,087
Black	2,093	2,534	2,821	2,993	3,165	3,205	3,146
Other	542	633	710	778	831	902	941
1st LIEUTENANT	1,713	1,554	1,460	1,424	1,309	1,228	1,205
Black	1,349	1,207	1,122	1,078	940	827	755
Other	364	347	338	346	369	401	450
2nc LIEUTENANT	1,198	1,280	1,223	1,194	1,100	948	940
Black	882	960	880	798	672	553	541
Other	316	320	343	396	428	395	399



**TABLE C-21 (CONT'D)**  
**MILITARY MINORITY POPULATION 1/**

	FY 82	FY 83	FY 84	FY 85	FY 86	FY 87	FY 88
<b>ENLISTED DETAIL</b>							
<b>TOTAL ENLISTED</b>	96,160	97,555	98,857	101,493	104,601	105,929	101,480
<b>BLACK</b>	81,720	82,629	82,882	84,181	85,933	86,127	82,369
<b>OTHER</b>	14,440	14,926	15,975	17,312	18,668	19,802	19,111
<b>ENLISTED BREAKOUT BY GRADE:</b>							
<b>CHIEF MASTER SGT</b>	564	584	607	611	648	700	727
Black	506	519	539	542	578	633	662
Other	58	65	68	69	70	67	65
<b>SENIOR MASTER SGT</b>	1,423	1,541	1,570	1,581	1,561	1,542	1,565
Black	1,283	1,401	1,428	1,445	1,420	1,393	1,402
Other	140	140	142	136	141	149	163
<b>MASTER SGT</b>	5,660	5,808	6,241	6,613	7,147	7,409	7,917
Black	5,122	5,212	5,588	5,899	6,337	6,706	6,927
Other	538	596	653	714	810	703	990
<b>TECHNICAL SGT</b>	9,950	10,668	11,472	12,048	12,772	12,743	12,839
Black	8,870	9,437	10,082	10,493	11,093	10,980	10,973
Other	1,080	1,231	1,390	1,555	1,679	1,763	1,866
<b>STAFF SGT</b>	23,036	23,505	24,091	24,524	25,425	25,608	25,684
Black	19,846	20,156	20,524	20,683	21,284	21,350	21,382
Other	3,190	3,349	3,567	3,841	4,141	4,258	4,302
<b>SERGEANT</b>	23,203	23,943	23,595	26,658	25,942	27,350	27,918
Black	19,515	20,115	19,613	22,266	21,375	22,119	22,266
Other	3,688	3,828	3,982	4,392	4,567	5,231	5,652
<b>AIRMAN 1st Class</b>	23,249	23,783	19,820	19,126	18,943	21,197	17,894
Black	19,042	19,523	19,368	14,901	14,474	16,141	13,498
Other	4,207	4,260	452	4,225	4,469	5,056	4,396
<b>AIRMAN</b>	4,956	4,368	994	5,784	7,976	6,011	4,706
Black	4,106	3,647	122	4,448	6,160	4,528	3,565
Other	850	721	872	1,336	1,816	1,483	1,141
<b>AIRMAN BASIC</b>	4,119	3,355	3,392	4,548	4,187	3,169	2,230
Black	3,430	2,619	2,618	3,504	3,212	2,277	1,694
Other	689	736	774	1,044	975	892	536

Footnote:

1/ Does not include nonchargeables.

OPR:

Officers: AF/DPPP, Mr B Starry, Ext 78915, 4E153

Enlisted: AF/DPPP, Ms J E Breeden, Ext 56711, 4E153

FIGURE C-5

AF ACTIVE DUTY MILITARY WOMEN



TABLE C-22

## MILITARY WOMEN BY GRADE 1/

	FY 82	FY 83	FY 84	FY 85	FY 86	FY 87	FY 88
<b>GRAND TOTAL</b>	64,448	65,865	67,116	70,061	73,604	75,881	74,448
<b>OFFICERS</b>	9,942	10,560	11,234	11,927	12,377	12,642	12,899
<b>ENLISTED</b>	53,985	54,777	55,335	57,586	60,694	62,666	60,981
<b>CADETS</b>	521	528	547	548	533	573	568
General	2	3	3	2	2	2	2
Colonel	76	77	81	92	92	108	126
Lt Colonel	328	334	352	383	408	466	502
Major	769	930	1,062	1,189	1,334	1,490	1,725
Captain	3,903	4,616	5,312	5,553	5,702	5,847	5,923
1st Lieutenant	3,064	2,627	2,141	2,208	2,386	2,546	2,708
2nd Lieutenant	1,800	1,973	2,283	2,500	2,453	2,183	1,913
Chief Master Sergeant	14	13	14	20	22	23	29
Senior Master Sergeant	32	29	36	62	86	132	195
Master Sergeant	192	259	392	618	945	1,267	1,702
Technical Sergeant	1,198	1,815	2,487	3,142	3,992	4,680	5,129
Staff Sergeant	10,592	11,996	13,702	14,709	15,509	15,155	14,543
Sergeant	18,245	18,877	16,782	16,740	15,742	16,400	17,321
Airman First Class	17,588	15,815	16,113	13,695	13,730	16,136	14,462
Airman	3,357	3,336	2,942	4,460	6,719	5,399	5,282
Airman Basic	2,767	2,637	2,867	4,140	3,949	3,474	2,318

Footnote:

1/ Excludes nonchargeables.

OPR:

Officers - AF/DPPP, Mr B Starry, Ext 78915, 4E153.

Enlisted - AF/DPPP, Ms J E Breeden, Ext 56711, 4E153.

FIGURE C-6

AF SELECTED RESERVE FORCES COMPARISON

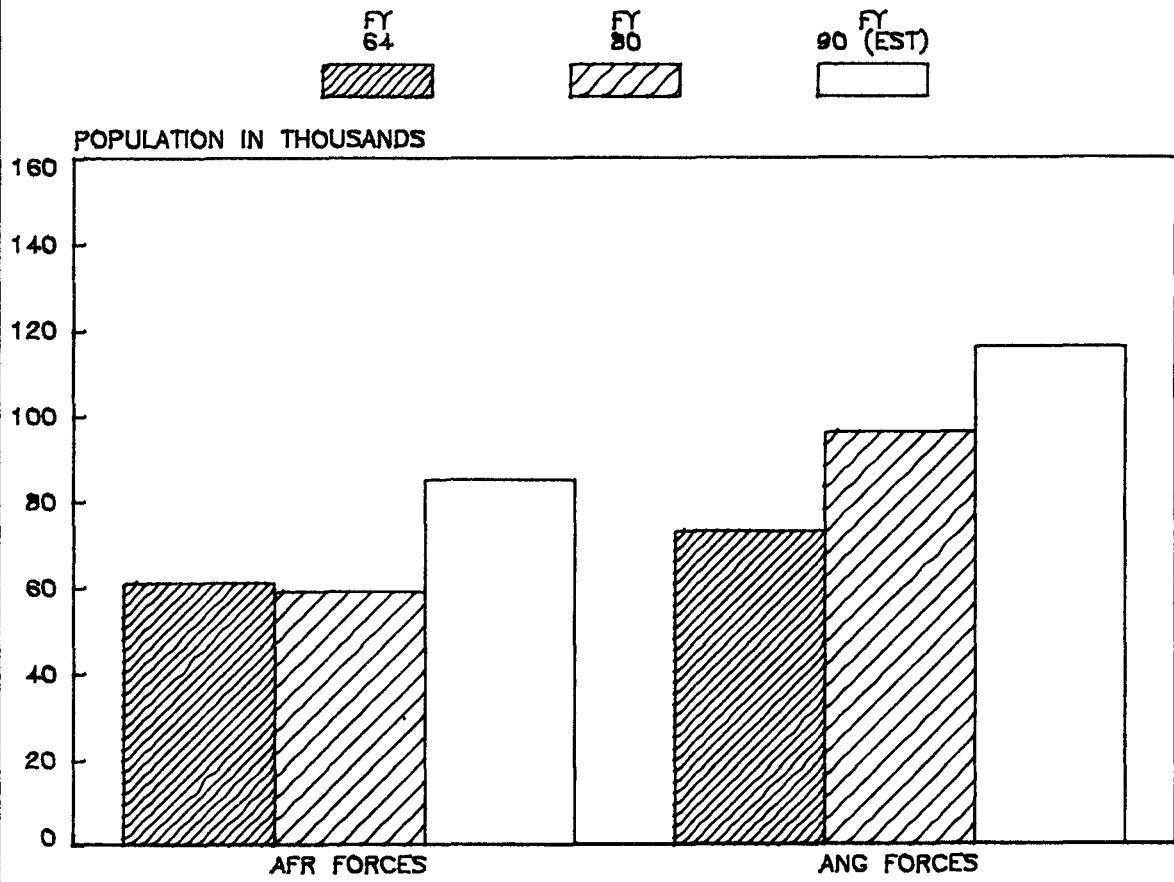


TABLE C-23

## AIR FORCE RESERVE PERSONNEL

	FY 83	FY 84	FY 85	FY 86	FY 87	FY 88	FY 89
<b>TOTAL RESERVE OFFICERS</b>	162,831	162,958	160,422	158,930	168,586	165,980	165,211
<b>READY RESERVE OFFICERS</b>	23,941	23,896	24,477	25,810	26,966	27,234	29,543
PAID	14,417	14,978	15,615	16,014	16,560	16,549	17,088
NON-PAID	9,524	8,918	8,862	9,796	10,406	10,685	12,455
<b>STANDBY OFFICERS</b>	28,433	28,105	27,198	25,107	23,351	20,461	15,985
ACTIVE	4,124	3,898	4,158	4,648	5,387	5,361	2,329
INACTIVE	24,309	24,207	23,040	20,459	17,964	15,100	13,656
<b>RETIRED OFFICERS</b>	110,457	110,957	108,747	108,013	118,269	118,285	119,683
<b>DETAIL: OFFICER READY RESERVE (PAID AND NON-PAID PERSONNEL)</b>							
<b>PAID OFFICER: 48 - ANNUAL DRILL</b>	7,509	7,965	8,549	8,856	9,170	9,257	9,517
A-10	314	332	349	356	370	379	374
C-5 (ASSOC)	406	355	375	386	386	375	375
C-5 (Equipped)	-	-	132	158	165	326	334
C-7	89	-	-	-	-	-	-
C-9	51	52	48	58	58	60	62
C-123	11	10	9	5	-	-	-
C-130	1,496	1,600	1,616	1,532	1,633	1,534	1,589
AC-130	126	130	129	131	140	147	154
WC-130	101	100	110	106	33	28	28
C-141 (Associate)	1,297	1,311	1,370	1,355	1,332	1,318	1,293
C-141 (Equipped)	-	-	-	122	130	137	131
F-4	528	574	608	599	578	563	315
F-16	-	85	102	113	176	185	479
F-105	79	-	-	-	-	-	-
CH-3	25	25	25	23	17	23	19
KC-10	51	83	113	150	190	212	233
KC-135	288	301	304	296	295	294	322
Aerial Port Sqd	240	250	250	251	272	269	279
Aeromed Evac Units	894	1,016	1,110	1,149	1,185	1,182	1,250
Aero Rescue & Recov	170	168	175	183	184	185	194
Numbered Air Forces	214	232	227	231	241	231	227
CE Sqd (Heavy Rep)	18	18	17	15	17	17	16
CE Units	209	241	272	349	395	425	438
Combat Log Spt Sqd	35	36	36	34	39	40	37
Med Services Sqd	493	631	751	765	806	806	803
Mobilization Aug	370	407	408	440	467	461	503
Basic Mil Tng Sqd	-	-	2	1	1	2	2
Info Sys Sqd	-	-	-	38	50	47	50
Communications Security	4	8	11	10	10	10	9
ESC Security Pol Sqd	-	-	-	-	-	1	1

TABLE C-23 (CONT'D)

## AIR FORCE RESERVE PERSONNEL

	FY 83	FY 84	FY 85	FY 86	FY 87	FY 88	FY 89
<b>OFFICER DETAIL CONTINUED</b>							
<b>PAID OFFICER: 24-ANNUAL DRILL 1/</b>	<b>6,357</b>	<b>6,489</b>	<b>6,579</b>	<b>6,724</b>	<b>7,017</b>	<b>6,917</b>	<b>7,177</b>
Full-Time Personnel	140	139	155	168	177	193	187
Active Duty Personnel	411	385	332	266	196	182	207
<b>NON-PAID OFFICER:</b>							
Obligated Res.	5,481	5,041	5,236	6,107	6,834	6,730	6,022
Reinforce't Designees	2,189	2,112	1,962	2,135	1,982	2,397	4,885
Chaplains/Legal	307	297	313	301	301	278	244
Other	1,547	1,468	1,351	1,253	1,289	1,280	1,304

<b>TOTAL ENLISTED RESERVES</b>	<b>198,032</b>	<b>189,404</b>	<b>189,100</b>	<b>189,975</b>	<b>191,275</b>	<b>206,442</b>	<b>206,586</b>
<b>READY ENLISTED</b>	<b>86,150</b>	<b>87,405</b>	<b>96,721</b>	<b>101,417</b>	<b>101,737</b>	<b>110,796</b>	<b>106,788</b>
PAID	52,810	55,340	59,599	62,505	63,855	65,567	66,126
NON-PAID	33,340	32,065	37,122	38,912	37,882	45,229	40,662
<b>STANDBY ENLISTED</b>	<b>506</b>	<b>1,438</b>	<b>1,123</b>	<b>716</b>	<b>1,128</b>	<b>1,311</b>	<b>1,314</b>
ACTIVE	506	1,438	1,119	710	1,112	1,286	1,281
INACTIVE	3/	3/	4	6	16	25	33
<b>RETIRED ENLISTED 4/</b>	<b>111,376</b>	<b>100,561</b>	<b>91,256</b>	<b>87,842</b>	<b>88,410</b>	<b>94,335</b>	<b>98,484</b>

## DETAIL: ENLISTED READY RESERVE (PAID AND NON-PAID PERSONNEL)

<b>PAID ENLISTED: 48-ANNUAL DRILL</b>	<b>46,872</b>	<b>49,466</b>	<b>53,394</b>	<b>55,220</b>	<b>55,904</b>	<b>58,374</b>	<b>58,988</b>
A-10	2,364	2,678	3,003	2,952	3,040	3,034	2,934
C-5 (Assoc)	2,738	2,736	2,769	2,887	2,835	2,952	2,891
C-5 (Equip)	-	-	893	1,242	1,313	2,629	2,878
C-7	405	-	-	-	-	-	-
C-9	154	160	156	148	145	142	158
C-123	25	29	29	26	-	-	-
AC-130	862	863	936	892	902	901	937
C-130	7,441	7,863	8,002	7,353	7,538	6,934	6,967
C-141 (Equip)	-	-	-	544	674	693	728
WC-130	423	430	462	431	174	57	57
C-141 (Assoc)	7,350	7,450	7,853	7,637	7,308	7,288	7,252
F-4	3,506	3,867	4,130	4,050	3,928	3,974	1,637
F-16	-	705	813	806	1,262	1,503	3,779
F-105	823	-	-	-	-	-	-
CH-3	119	119	123	140	64	95	122
KC-10	56	89	114	152	345	1,003	1,125
KC-135	1,721	1,686	1,738	1,675	1,626	1,626	1,685
Comm Security	24	49	73	46	56	57	55

TABLE C-23 (CONT'D)

## AIR FORCE RESERVE PERSONNEL

	FY 83	FY 84	FY 85	FY 86	FY 87	FY 88	FY 89
<b>PAID ENLISTED: 48-ANNUAL DRILL (CONT'D)</b>							
Aerial Port Sqd	8,196	8,716	8,810	8,701	8,663	8,803	8841
Aeromed Evac Units	1,745	1,896	1,929	1,897	1,934	1,990	2096
Aero Rescue & Recovery Sqd	673	704	747	834	824	809	795
Civ Eng Sqd (Heavy Repair)	364	371	390	381	387	362	378
Civ Eng Units	4,420	4,852	5,729	6,668	7,140	7,616	7735
Combat Log Spt Squadron	1,432	1,532	1,537	1,464	1,445	1,504	1553
Med Service Squadron	1,896	2,286	2,714	2,713	2,729	2,806	2684
Ind Mobilization Aug	111	141	161	157	172	178	241
Numbered AFs	217	230	244	263	269	285	292
Basic Mil Tng Squadron	7	14	39	59	68	64	63
Info Sys Squadron	-	-	-	1,081	1,043	1,047	1,080
ESC Scty Pol Squadron	-	-	-	21	20	22	25
<b>PAID ENLISTED:24-ANNUAL DRILL 1/</b>	<b>3,772</b>	<b>4,090</b>	<b>4,075</b>	<b>4,562</b>	<b>5,030</b>	<b>4,673</b>	<b>4,775</b>
NPS, Active Duty Training 2/	1,505	1,136	1,208	1,284	1,697	1,459	1,343
NPS Delay with Pay	244	177	380	890	685	564	490
Full-Time Personnel	325	350	415	444	452	433	448
Active Duty Personnel	92	121	127	105	87	64	82
<b>NON-PAID ENLISTED:</b>	<b>33,340</b>	<b>32,066</b>	<b>37,122</b>	<b>38,912</b>	<b>8,075</b>	<b>45,229</b>	<b>40,662</b>
NPS Delay	318	280	251	1	-	-	-
Obligated Reserve	25,646	25,054	31,114	31,894	140	36,279	31,327
Reinforcement Designees	7,376	6,731	5,757	7,017	7,935	8,950	9,335

## Footnotes:

1/ Individual Mobilization Augmentee

2/ Non-Prior Service.

3/ Enlisted inactive standby deleted.

4/ Enlisted over 30 years total, active and retired service, excluded herein, and transferred to Retired Regular category.

OPR: Mrs N Massie, AF/REPP, Ext 55841, BF655.

**TABLE C-24**  
**RETIRED MILITARY POPULATION BY GRADE 1/**  
**WORK YEARS 2/**

	FY 87	FY 88	FY 89	FY 90	FY 91
<b>GRAND TOTAL 3/</b>	510.4	517.2	526.6	(Est) 537.1	(Est) 548.1
<b>OFFICER TOTAL: 3/</b>	149.1	150.9	153.7	157.4	161.2
<b>ENLISTED TOTAL: 3/</b>	361.3	366.3	372.9	379.7	386.9
<b>General</b>	1.8	1.8	1.9	1.9	2.0
<b>Colonel</b>	25.2	25.7	26.3	26.9	27.6
<b>Lt Colonel</b>	66.1	66.8	67.7	69.3	71.0
<b>Major</b>	39.2	40.0	40.9	41.9	42.9
<b>Captain</b>	8.6	8.7	9.1	9.3	9.5
<b>1st Lieutenant</b>	2.8	2.7	2.7	2.8	2.8
<b>2nd Lieutenant</b>	1.0	1.0	1.0	1.0	1.0
<b>Warrent Officer</b>	4.4	4.2	4.1	4.2	4.3
<b>Chief Master Sergeant</b>	25.7	26.5	27.3	27.8	28.3
<b>Senior Master Sergeant</b>	40.2	41.3	42.6	43.5	44.3
<b>Master Sergeant</b>	135.1	138.7	142.9	145.5	148.3
<b>Technical Sergeant</b>	111.4	111.5	112.0	114.0	116.2
<b>Staff Sergeant</b>	42.4	41.8	41.4	42.3	43.1
<b>Sergeant</b>	4.5	4.5	4.5	4.6	4.7
<b>Airman First Class</b>	1.5	1.5	1.5	1.5	1.6
<b>Airman</b>	0.4	0.4	0.4	0.4	0.4
<b>Airman Basic</b>	0.1	0.1	0.1	0.1	0.1

**Footnotes:**

1/ Includes only Title III Reservists retired at age 60 and paid by DoD.

2/ "Work Year" computed as total of monthly payee population data for given fiscal year divided by 12, the number of data points per year.

3/ Totals may not add due to rounding.

OPR: SAF/FMBOP, Ms A J Rodriguez, Ext 50036, 4C239.

Data Source: RCS HAF-DPP(M) 7126 Report, "Retired Personnel Receiving Pay by Grade," AFAFC, Mr A Ginyard, Autovon 926-7010.



TABLE C-25

RETIRED MILITARY POPULATION BY DISABILITY TYPE  
END STRENGTHS 1/

	FY 82	FY 83	FY 84	FY 85	FY 86	FY 87	FY 88
<b>GRAND TOTAL</b>	<b>473,653</b>	<b>482,883</b>	<b>492,802</b>	<b>501,318</b>	<b>507,352</b>	<b>513,231</b>	<b>521,969</b>
<b>NON-DISABILITY</b>	<b>431,017</b>	<b>441,156</b>	<b>451,991</b>	<b>461,146</b>	<b>467,766</b>	<b>474,665</b>	<b>484,072</b>
<b>TEMPORARY DISABILITY</b>	<b>1,828</b>	<b>1,940</b>	<b>2,015</b>	<b>2,118</b>	<b>1,966</b>	<b>1,470</b>	<b>1,651</b>
<b>PERMANENT DISABILITY</b>	<b>40,808</b>	<b>39,787</b>	<b>38,796</b>	<b>38,054</b>	<b>37,620</b>	<b>37,096</b>	<b>36,246</b>
<b>OFFICER TOTAL</b>							
<b>Officer Total</b>	<b>135,336</b>	<b>139,531</b>	<b>143,782</b>	<b>146,774</b>	<b>148,131</b>	<b>149,919</b>	<b>152,384</b>
<b>Non-Disability</b>	<b>119,273</b>	<b>123,805</b>	<b>128,423</b>	<b>131,741</b>	<b>133,418</b>	<b>135,610</b>	<b>138,453</b>
<b>Temporary Disability</b>	<b>280</b>	<b>323</b>	<b>358</b>	<b>370</b>	<b>326</b>	<b>254</b>	<b>294</b>
<b>Permanent Disability</b>	<b>15,783</b>	<b>15,403</b>	<b>15,001</b>	<b>14,663</b>	<b>14,387</b>	<b>14,055</b>	<b>13,637</b>
<b>ENLISTED TOTAL 2/</b>							
<b>Enlisted Total</b>	<b>338,317</b>	<b>343,352</b>	<b>349,020</b>	<b>354,544</b>	<b>359,221</b>	<b>363,312</b>	<b>369,585</b>
<b>Non-Disability</b>	<b>311,744</b>	<b>317,351</b>	<b>323,568</b>	<b>329,405</b>	<b>334,348</b>	<b>339,055</b>	<b>345,619</b>
<b>Temporary Disability</b>	<b>1,548</b>	<b>1,617</b>	<b>1,657</b>	<b>1,748</b>	<b>1,640</b>	<b>1,216</b>	<b>1,357</b>
<b>Permanent Disability</b>	<b>25,025</b>	<b>24,384</b>	<b>23,795</b>	<b>23,391</b>	<b>23,233</b>	<b>23,041</b>	<b>22,609</b>

1/ Includes Title III which covers Reserve personnel retired at age 60.

2/ Includes Cadets.

OPR: Air Force Retired Pay Budget Submissions, SAF/FMBOP, Ms A J Rodriguez,  
Ext 50036, 4C239.

TABLE C-26

USAF MILITARY RETIREMENT PROGRAM

	FY 87	FY 88	FY 89
<b>COST-THEN-YEAR DOLLARS (BILLIONS)</b>	\$6.816	\$7.202	\$7.643
Officer	3.044	3.208	3.397
Enlisted	3.601	3.797	4.026
Survivor Benefits	0.171	0.197	0.220
<b>COST-CONSTANT FY 90 DOLLARS (BILLIONS)</b>	\$7.490	\$7.736	\$7.932
Officer	3.345	3.446	3.525
Enlisted	3.957	4.078	4.176
Survivor Benefits	0.188	0.212	0.231
<b>PROGRAM RECIPIENT END STRENGTHS (THOUSANDS)</b>	545.6	558.0	569.9
Officer	149.9	152.4	155.0
Enlisted	363.3	369.6	375.9
Survivor Benefits	32.4	36.0	39.0

OPR: SAF/FMBOP, Ms A Rodriguez, Ext 50036, 4C239.

FIGURE C-7  
COURTS MARTIAL ACTIVITY

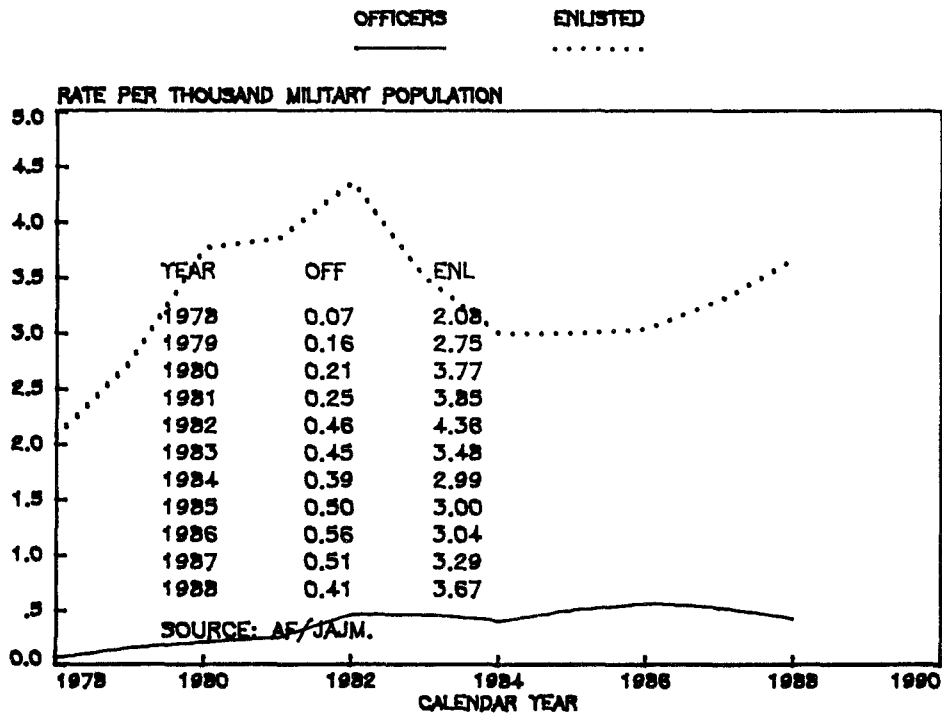


FIGURE C-8  
ARTICLE 15 ACTIVITY

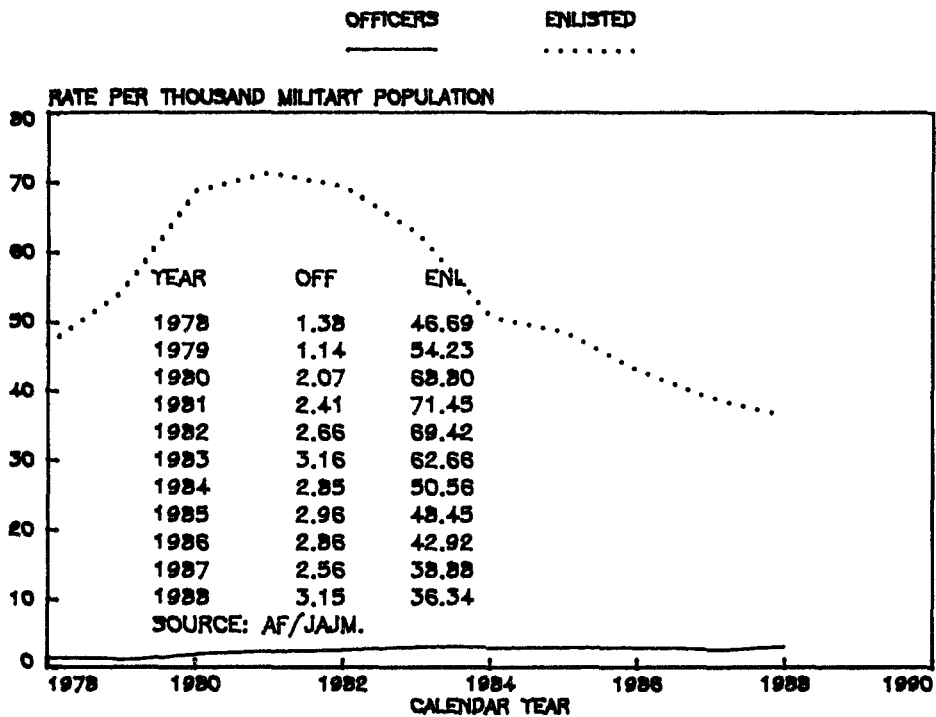


TABLE C-27

SCHEDULE OF CIVILIAN PERMANENT AF POSITIONS  
(Paid from funds available to the Air Force)

	FY 84	FY 85	FY 86	FY 87	FY 88
<b>GRAND TOTAL</b>	222,043	227,384	229,910	227,017	218,812
<b>EXEC LEVEL TOTAL</b>	5	5	5	5	5
<b>EXEC SVC TOTAL</b>	229	229	229	222	230
<b>10 USC 1581 TOTAL 1/</b>	6	6	5	6	16
<b>UNGRADED TOTAL 2/</b>	87,519	83,444	86,255	83,000	72,200
<b>GEN SCHEDULE TOTAL</b>	134,284	143,700	143,416	143,784	146,361

GENERAL SCHEDULE DETAIL:

GS-18 1/	1	1	1	1	1
GS-17 1/	0	0	0	0	0
GS-16 1/	2	2	1	1	0
GS/GM-15	1,050	1,130	1,130	1,169	1,225
GS/GM-14	3,214	3,427	3,496	3,651	3,827
GS/GM-13	8,381	8,756	9,014	9,263	9,856
GS-12	17,221	18,461	18,738	19,446	20,391
GS-11	17,258	18,066	18,365	19,446	20,646
GS-10	860	910	880	914	1,200
GS-9	17,107	17,442	18,158	19,513	20,793
GS-8	1,970	2,225	2,159	2,198	2,499
GS-7	12,679	14,334	14,793	14,462	14,424
GS-1/6	54,541	58,946	56,681	53,720	51,499

Footnotes:

1/ Effective July 1979, Executive Level V, GS-18, GS-17, GS-16 and the Secretary of Defense Scientific and Professional (5 U.S.C. 3104) positions were incorporated into Executive Service positions).

2/ Not GS, GM, Executive Level, Executive Service and local foreign national, but Wage Board, Wage Leader and Wage Supervisor, e.g., "blue collar" personnel.

OPR: AF/DPCX, Mr J M Wyatt, Ext 42478, 4E240.

# PART D

## FORCES, OPERATIONS & INSTALLATIONS


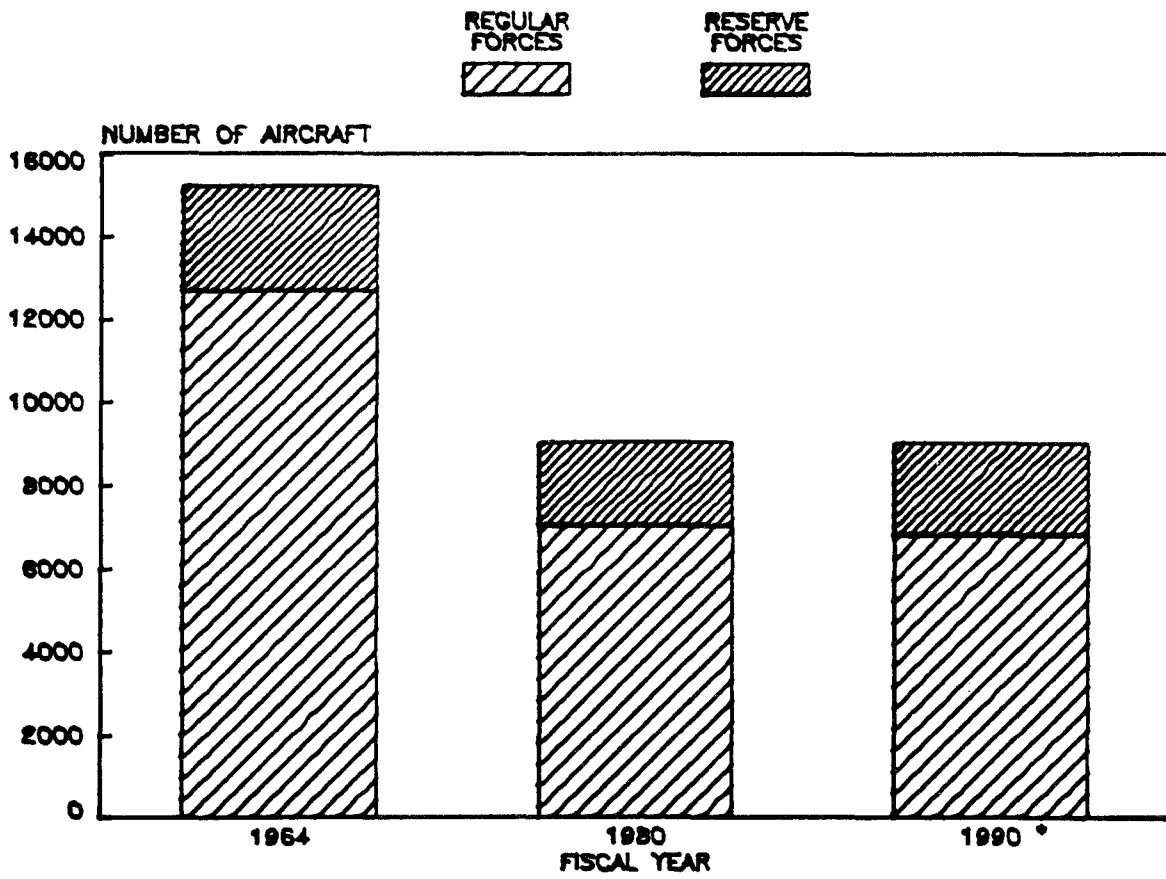




FIGURE D-1

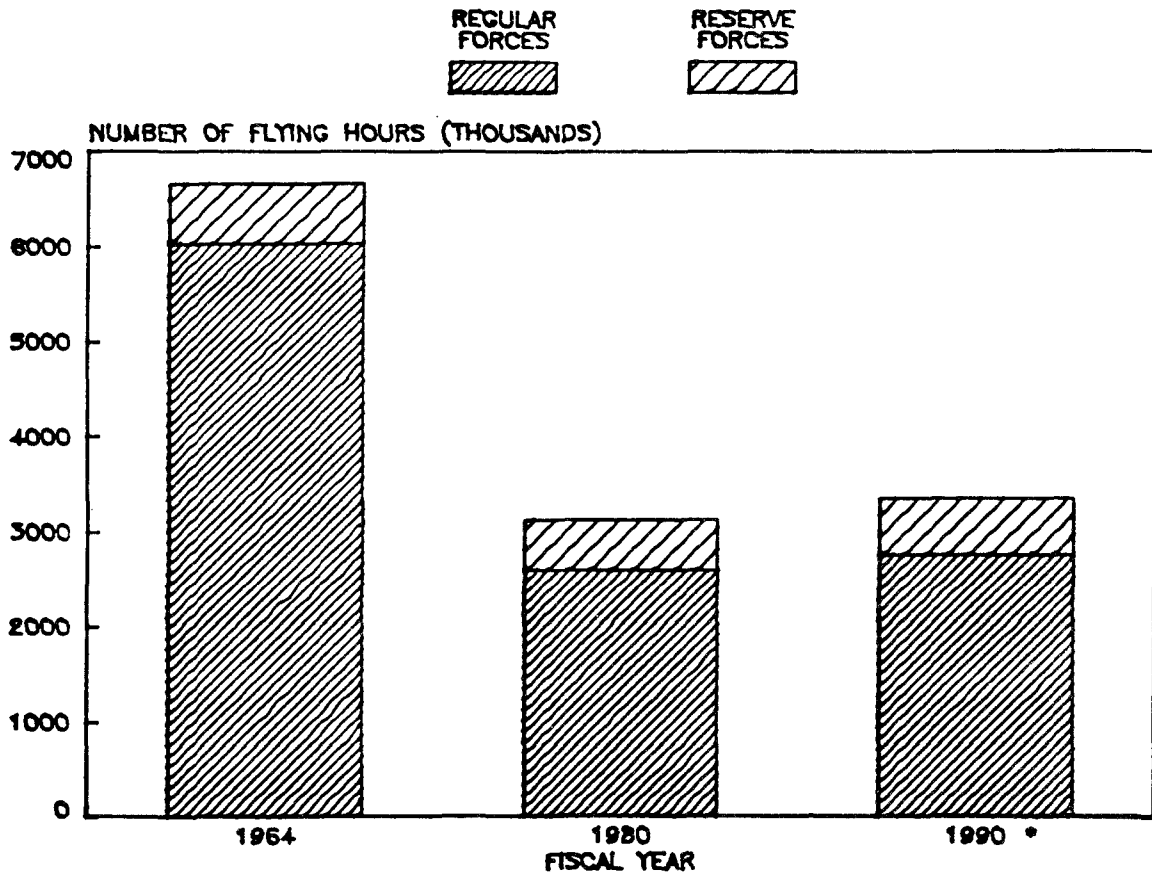
AIR FORCE AIRCRAFT INVENTORY



\* ESTIMATE.

FIGURE D-2

AIR FORCE AIRCRAFT FLYING HOURS



\* ESTIMATE.



TABLE D-1

TOTAL ACTIVE AIRCRAFT INVENTORY, REGULAR AIR FORCE,  
AIR FORCE RESERVE, AND AIR NATIONAL GUARD 1/

FISCAL YEAR	REGULAR AIR FORCE (AF)	AIR FORCE RESERVE (AFR)	AIR NATIONAL GUARD (ANG)	TOTAL AIR FORCE
1973	8,538	406	1,855	10,799
1974	7,930	428	1,798	10,156
1975	7,239	448	1,647	9,334
1976	7,181	467	1,617	9,265
1977	7,189	478	1,560	9,227
1978	7,093	478	1,539	9,110
1979	6,922	487	1,522	8,931
1980	7,010	474	1,560	9,044
1981	7,069	452	1,636	9,157
1982	7,104	447	1,647	9,198
1983	7,169	458	1,703	9,330
1984	7,228	464	1,688	9,448
1985	7,271	468	1,688	9,427
1986	7,245	467	1,782	9,494
1987	7,179	502	1,732	9,413
1988	7,166	491	1,730	9,387

Footnote:

1/ Data for FY 76 through FY 88 do not include classified aircraft.

OPR: AF/PRPRS, Ext 77518, 5C231.

TABLE D-2

## USAF FLYING SQUADRONS BY MISSION 1/

	FY 64	FY 80	FY 85	FY 88	FY 89	(EST) FY 90	(EST) FY 91
<b>GRAND TOTAL</b>	<b>481</b>	<b>398</b>	<b>398</b>	<b>401</b>	<b>399</b>	<b>392</b>	<b>391</b>
<b>ACTIVE FORCES TOTAL</b>	<b>378</b>	<b>255</b>	<b>251</b>	<b>252</b>	<b>250</b>	<b>243</b>	<b>242</b>
Strategic Bomber	42	25	22	25	25	21	21
Air Refueling	41	33	32	36	37	31	31
Strategic Cmd & Control	13	6	6	6	6	6	6
Strategic Reconnaissance	2/	10	4	4	4	3	3
Strategic Interceptor	40	6	4	2	2	2	1
Tactical Bomber	2	-	-	-	-	-	-
Fighter	84	79	78	82	78	79	80
Tactical Reconnaissance	14	6	8	6	6	5	5
Tactical Electronic Warfare	-	-	3	4	4	4	4
Special Operations Forces	6	5	5	8	11	11	11
Tac Air Control Center	-	5	3	3	3	3	3
Tac Air Control Systems 2/	9	9	15	15	15	15	15
Weather	6	3	3	1	1	1	1
Rescue	14	7	10	5	3	7	6
Tactical Airlift	31	14	14	13	13	11	11
Strategic Airlift	32	17	17	18	18	20	20
Special Mission	2	1	1	1	1	1	1
Aeromedical Airlift	6	3	3	3	3	3	3
ICBM	26	26	23	20	20	20	20
Bomarc	6	-	-	-	-	-	-
Mace/Matador	2	-	-	-	-	-	-
Mapping	2	1	-	-	-	-	-
<b>AIR RESERVE FORCES TOTAL</b>	<b>103</b>	<b>144</b>	<b>147</b>	<b>149</b>	<b>149</b>	<b>149</b>	<b>149</b>
ANG Selected Reserve	66	91	91	91	91	91	91
AF Reserve 3/	37	53	56	58	58	58	58

## Footnotes:

1/ Excludes training, support, and OT&amp;E units.

2/ Includes consolidation of Control and Reporting Centers and Posts.

3/ Includes Associate squadrons.

OPR: AF/PRPF, Ext 48470, 4C160.

TABLE D-3

1/

**SELECTED ACTIVE AIRCRAFT INVENTORY BY MISSION/DESIGNATION  
ACTIVE AIR FORCE**

	FY 80	FY 81	FY 82	FY 83	FY 84	FY 85	FY 86	FY 87	FY 88
<b>GRAND TOTAL 3/</b>	7010	7069	7104	7169	7228	7262	7245	7179	7166
<b>ATTACK:</b>	409	408	462	491	500	499	498	495	470
A-7	86	21	21	24	23	26	29	31	29
A-10	309	373	430	457	464	460	456	451	428
NA-37	4	4	1	-	3	3	3	3	3
AC-130	10	10	10	10	10	10	10	10	10
<b>BOMBER:</b>	414	412	391	338	328	330	346	393	422
B-1	2	2	2	3	2	5	21	68	98
B-52	347	347	326	273	264	263	263	263	262
FB-111	65	63	63	62	62	62	62	62	62
<b>CARGO:</b>	836	835	836	827	863	859	855	849	859
C-5	77	77	77	77	77	69	76	76	82
C-6	1	1	1	1	1	-	-	-	-
C-9	23	23	23	23	23	23	23	23	23
C-12	14	13	11	11	59	75	75	75	73
C-18	-	-	8	8	8	6	5	4	3
C-20	-	-	-	-	3	3	3	13	13
C-21	-	-	-	-	26	76	80	79	79
C-22	-	-	-	-	1	1	1	1	1
C-23	-	-	-	-	-	16	18	18	18
C-130	278	279	277	269	268	268	267	266	272
C-131	1	1	1	1	1	1	1	1	1
C-135	15	15	15	14	14	14	14	14	13
C-137	5	5	5	5	5	6	7	7	7
C-140	15	15	15	15	12	12	12	5	5
C-141	275	274	272	272	271	271	263	255	255
CT/T-39	132	132	131	131	94	18	10	12	14
<b>FTR/INT</b>	2360	2442	2446	2506	2519	2558	2546	2538	2557
F-4	1078	951	805	704	662	624	539	448	388
F-5	105	104	101	105	101	103	100	94	70
15	505	584	634	663	699	719	711	732	719
F-16	156	306	444	577	671	787	866	944	1033
F-100	-	-	5	31	12	3	10	23	4
F-101	20	19	-	-	-	-	-	-	-
F-106	142	128	119	102	64	24	25	5	6
F-111	354	350	338	324	310	298	295	292	288
F-117	-	-	-	-	-	-	-	-	49
<b>HELICOPTER:</b>	230	230	227	236	237	234	232	201	200
H-1	129	129	127	127	124	124	123	100	93
H-3	53	54	54	54	56	56	56	51	39
H-53	48	47	46	46	46	43	42	41	49
H-60	-	-	-	9	11	11	11	9	19

TABLE D-3 (CONT'D)

1/

**SELECTED ACTIVE AIRCRAFT INVENTORY BY MISSION/DESIGNATION  
ACTIVE AIR FORCE**

	FY 80	FY 81	FY 82	FY 83	FY 84	FY 85	FY 86	FY 87	FY 88
<b>TANKER:</b>	529	534	542	546	556	559	572	576	567
KC-10	-	5	11	18	25	36	48	56	58
KC-135	529	529	531	528	531	523	524	520	509
<b>TRAINER:</b>	1678	1644	1631	1624	1622	1613	1643	1595	1543
TG-7	-	-	-	-	8	7	6	6	10
T-33	122	120	121	118	114	112	97	55	1
T-37	648	625	619	619	615	611	609	609	608
T-38	843	834	826	822	820	816	814	810	808
T-41 2/	52	50	50	50	50	50	100	100	100
T-43	13	15	15	15	15	15	14	14	14
T-46	-	-	-	-	-	1	2	-	-
TC-135	-	-	-	-	-	1	1	1	2
<b>OTHER:</b>	189	207	193	206	191	180	120	110	120
OA-10	-	-	-	-	-	-	-	-	24
OA-37	-	27	34	48	41	31	30	22	13
O-2	107	99	77	75	67	68	9	5	-
U-6	1	1	1	1	1	1	1	1	1
U-26	-	-	-	1	1	1	1	1	1
OV-10	79	78	77	77	77	77	77	79	78
UV-18	2	2	2	2	2	2	2	2	3
X-29	-	-	2	2	2	-	-	-	-
<b>RESCUE (C-130)</b>	35	36	36	35	35	37	37	35	33
<b>RECON: 3/</b>	330	321	340	360	377	393	396	387	395
EC-18	-	-	-	-	-	2	2	3	4
C-130	42	37	42	48	47	47	45	43	50
C-135	73	71	72	73	74	73	73	73	73
E-3	23	25	28	31	34	34	34	34	34
E-4	4	4	4	4	4	4	4	4	4
RF-4	186	182	182	181	180	180	176	166	161
EF-111	2	2	8	16	29	40	42	42	42
TR-1	-	-	4	7	9	13	20	22	22

## Footnotes:

1/ End of Fiscal Year position; totals do not include classified aircraft.

2/ 50 T-41As, which in previous years were reported in XU Code, were changed to TF Code in FY 86.

3/ Totals may not add due to odd aircraft inventory not shown in detail.

OPR: AF/PRPRS, Ext 77518, 5C231.

TABLE D-4

1/

**SELECTED ACTIVE AIRCRAFT INVENTORY BY MISSION/DESIGNATION  
AIR FORCE RESERVE**

	FY 80	FY 81	FY 82	FY 83	FY 84	FY 85	FY 86	FY 87	FY 88
<b>GRAND TOTAL</b>	<b>474</b>	<b>452</b>	<b>447</b>	<b>458</b>	<b>464</b>	<b>468</b>	<b>467</b>	<b>502</b>	<b>491</b>
<b>ATTACK:</b>	<b>96</b>	<b>85</b>	<b>92</b>	<b>107</b>	<b>110</b>	<b>109</b>	<b>109</b>	<b>107</b>	<b>107</b>
A-10	5	50	82	97	100	99	99	97	97
A-37	81	25	-	-	-	-	-	-	-
AC-130	10	10	10	10	10	10	10	10	10
<b>CARGO:</b>	<b>210</b>	<b>186</b>	<b>151</b>	<b>153</b>	<b>146</b>	<b>152</b>	<b>153</b>	<b>161</b>	<b>152</b>
C-5	-	-	-	-	-	5	5	15	25
C-7	36	28	18	9	-	-	-	-	-
C-123	54	36	4	4	4	4	-	-	-
C-130	120	122	129	140	142	143	144	138	119
C-141	-	-	-	-	-	-	4	8	8
<b>FTR/INT:</b>	<b>95</b>	<b>111</b>	<b>135</b>	<b>128</b>	<b>138</b>	<b>138</b>	<b>138</b>	<b>161</b>	<b>163</b>
F-4	31	62	110	113	112	112	112	117	106
F-16	-	-	-	1	26	26	26	44	57
F-105	64	49	25	14	-	-	-	-	-
<b>HELICOPTER:</b>	<b>24</b>	<b>24</b>	<b>23</b>	<b>24</b>	<b>24</b>	<b>24</b>	<b>24</b>	<b>23</b>	<b>23</b>
H-1	10	10	9	10	10	10	10	5	5
H-3	14	14	14	14	14	14	14	18	18
<b>TANKER(KC-135)</b>	<b>24</b>	<b>24</b>	<b>24</b>	<b>24</b>	<b>24</b>	<b>24</b>	<b>22</b>	<b>24</b>	<b>24</b>
<b>TRAINER (T-33)</b>	<b>2</b>	<b>-</b>	<b>-</b>	<b>-</b>	<b>-</b>	<b>-</b>	<b>-</b>	<b>-</b>	<b>-</b>
<b>RESCUE (C-130)</b>	<b>16</b>	<b>15</b>	<b>15</b>	<b>15</b>	<b>15</b>	<b>14</b>	<b>14</b>	<b>14</b>	<b>14</b>
<b>RECON (C-130)</b>	<b>7</b>	<b>7</b>	<b>7</b>	<b>7</b>	<b>7</b>	<b>7</b>	<b>7</b>	<b>12</b>	<b>8</b>

Footnote:

1/ End of Fiscal Year position; totals do not include classified aircraft.

2/ Totals may not add due to odd aircraft inventory not shown.

OPR: AF/PRPRS, Ext 77518, 5C231.

TABLE D-5 1/  
**SELECTED TOTAL ACTIVE AIRCRAFT INVENTORY BY MISSION/DESIGNATION**  
**AIR NATIONAL GUARD**

	FY 80	FY 81	FY 82	FY 83	FY 84	FY 85	FY 987	FY 87	FY 88
<b>GRAND TOTAL 2/</b>	<b>1570</b>	<b>1636</b>	<b>1647</b>	<b>1703</b>	<b>1688</b>	<b>1688</b>	<b>1782</b>	<b>1732</b>	<b>1730</b>
<b>ATTACK:</b>	<b>367</b>	<b>450</b>	<b>464</b>	<b>467</b>	<b>465</b>	<b>455</b>	<b>449</b>	<b>448</b>	<b>442</b>
A-7	285	353	360	360	359	349	345	342	340
A-10	72	97	104	107	106	106	104	106	102
<b>CARGO:</b>	<b>214</b>	<b>214</b>	<b>213</b>	<b>213</b>	<b>211</b>	<b>217</b>	<b>236</b>	<b>236</b>	<b>249</b>
C-5	-	-	-	-	-	3	3	5	101
C-7	2	2	2	2	-	-	-	-	-
C-12	-	-	-	-	-	2	6	6	13
C-21	-	-	-	-	-	-	-	3	4
C-22	-	-	-	-	-	4	4	4	4
C-130	179	179	175	174	173	175	192	194	198
C-131	33	33	33	33	32	29	23	16	12
C-141	-	-	-	-	-	-	4	8	8
CT/T-39	-	-	3	4	6	4	4	-	-
<b>FTR/INTER</b>	<b>496</b>	<b>495</b>	<b>535</b>	<b>604</b>	<b>620</b>	<b>638</b>	<b>719</b>	<b>680</b>	<b>681</b>
F-4	267	329	416	497	515	522	520	449	368
F-15	-	-	-	-	-	12	41	66	99
F-16	-	-	-	16	26	26	80	132	214
F-101	57	41	-	-	-	-	-	-	-
F-105	94	37	27	-	-	-	-	-	-
F-106	78	88	92	91	79	78	78	33	-
<b>HELICOPTER (H-</b>	<b>11</b>	<b>12</b>	<b>11</b>	<b>11</b>	<b>11</b>	<b>11</b>	<b>11</b>	<b>10</b>	<b>9</b>
<b>TANKER (KC-135</b>	<b>104</b>	<b>104</b>	<b>100</b>	<b>103</b>	<b>99</b>	<b>104</b>	<b>104</b>	<b>104</b>	<b>114</b>
<b>TRAINER:</b>	<b>54</b>	<b>49</b>	<b>48</b>	<b>47</b>	<b>44</b>	<b>44</b>	<b>44</b>	<b>25</b>	<b>5</b>
T-33	48	45	44	43	40	40	40	21	1
T-43	6	4	4	4	4	4	4	4	4
<b>OTHER:</b>	<b>133</b>	<b>123</b>	<b>105</b>	<b>90</b>	<b>70</b>	<b>53</b>	<b>53</b>	<b>60</b>	<b>67</b>
OA-37	55	79	77	70	57	53	53	60	67
O-2	78	44	28	20	13	-	-	-	-
<b>RESCUE (C-130)</b>	<b>8</b>	<b>8</b>	<b>8</b>	<b>8</b>	<b>8</b>	<b>8</b>	<b>8</b>	<b>8</b>	<b>8</b>
<b>RECON:</b>	<b>183</b>	<b>181</b>	<b>163</b>	<b>160</b>	<b>160</b>	<b>158</b>	<b>158</b>	<b>161</b>	<b>155</b>
B-57	18	17	-	-	-	-	-	-	-
C-130	8	8	8	8	8	8	8	8	8
RF-4	157	156	155	152	152	150	150	153	147

Footnote:

1/ End of Fiscal Year position; totals do not include classified aircraft.

2/ Totals may not add due to odd aircraft inventory not shown.

OPR: AF/PRPRS, Ext 77518, 5C231.

FIGURE D-3

AIR FORCE ACTIVE AIRCRAFT  
AGE COMPARISON

FT 78      FT 88  
      

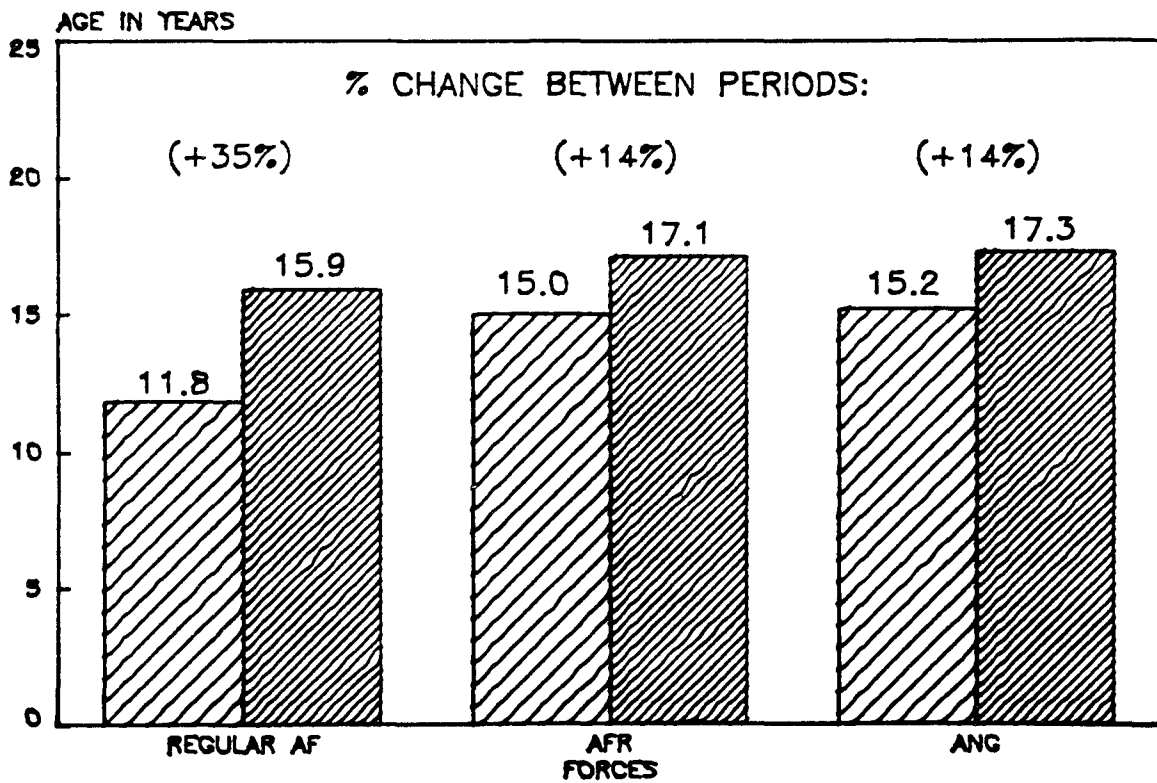


FIGURE D-4

PERCENT OF TOTAL AF AIRCRAFT INVENTORY  
NINE OR MORE YEARS OLD

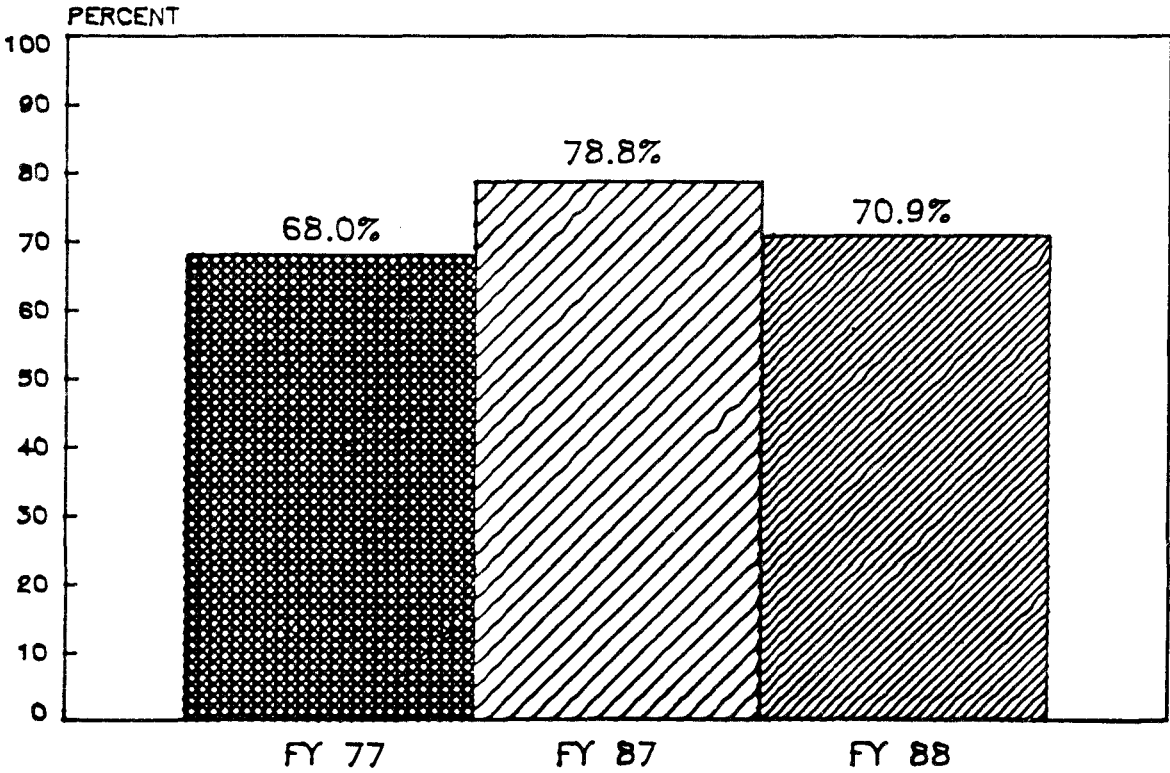




TABLE D-6

## AVERAGE AGE OF AF ACTIVE &amp; RESERVE AIRCRAFT INVENTORY

FISCAL YEAR	REGULAR AIR FORCE	AIR FORCE RESERVE	AIR NATIONAL GUARD	PERCENT OF AIRCRAFT 9 YEARS OR OLDER
1973	9.0	12.5	14.4	47.0
1974	9.6	12.8	14.8	53.0
1975	9.9	12.6	14.6	55.0
1976	10.4	12.9	14.5	62.0
1977	11.1	14.1	14.9	68.0
1978	11.8	15.0	15.2	72.6
1979	12.2	15.7	14.3	75.1
1980	12.7	16.3	14.9	76.5
1981	13.1	16.5	15.0	75.6
1982	13.5	16.1	15.5	75.6
1983	13.9	16.3	16.2	75.2
1984	14.4	16.4	17.0	72.7
1985	14.7	17.3	17.8	73.3
1986	15.2	17.8	17.8	73.2
1987	15.6	17.5	17.4	78.8
1988	15.9	17.1	17.3	70.9

OPR: AF/PRPRS, Ext 77518, 5C231.

TABLE D-7

1/

## AVERAGE AIRCRAFT AGE BY MISSION/DESIGNATION, REGULAR AIR FORCE

	Fiscal Year									
	1980	1981	1982	1983	1984	1985	1986	1987	1988	
<b>ATTACK AVG:</b>	3.4	2.8	3.0	3.8	4.6	5.5	6.8	8.8	8.8	
A-7	8.1	10.4	11.4	12.5	13.5	14.1	14.9	15.9	17.0	
A-10	1.8	2.1	2.4	3.1	3.9	4.9	5.9	7.0	8.1	
A-37	8.7	8.9	-	-	12.6	13.6	14.6	15.8	16.8	
AC-130	11.0	12.0	13.0	14.0	14.9	15.9	16.9	18.0	19.1	
<b>BOMBER AVG:</b>	19.1	20.1	21.0	21.1	21.7	22.8	22.7	20.9	20.5	
B-1	2.6	3.6	4.6	6.1	6.6	3.3	1.2	0.7	1.5	
B-52	20.9	21.9	22.8	23.1	24.0	25.0	26.0	27.2	28.2	
FB-111	9.9	10.9	11.9	12.9	13.9	14.9	15.9	17.1	18.1	
<b>CARGO AVG:</b>	13.8	14.6	15.7	16.8	15.7	15.0	15.5	15.9	16.5	
C-5	9.0	10.0	11.0	12.0	13.0	13.9	13.6	12.2	9.2	
C-6	14.8	15.8	16.8	17.8	18.8	-	-	-	-	
C-9	9.5	10.5	11.5	12.5	13.5	14.5	15.5	16.6	17.7	
C-12	4.4	5.4	6.4	7.4	4.2	4.2	5.2	6.4	7.3	
C-18	-	-	0.4	1.4	2.4	3.4	4.4	5.5	6.5	
C-20	-	-	-	-	0.9	1.9	2.9	1.2	2.3	
C-21	-	-	-	-	0.2	0.7	1.7	2.7	3.8	
C-22	-	-	-	-	0.6	1.6	2.6	2.9	4.8	
C-23	-	-	-	-	-	0.5	1.4	2.5	3.6	
C-130	13.0	14.0	15.0	16.3	19.7	18.1	18.6	18.8	19.7	
C-131	25.5	26.5	27.5	28.8	29.5	30.5	31.5	32.7	33.8	
C-135	19.3	20.2	21.2	21.8	22.7	23.6	24.6	25.7	26.7	
C-137	17.9	18.9	19.9	20.9	21.9	19.1	17.3	18.5	19.5	
C-140	17.9	18.9	19.9	21.1	21.9	22.9	23.9	25.1	26.0	
C-141	14.1	15.1	16.1	17.1	18.1	19.1	20.1	21.2	22.2	
CT/T-39	18.1	19.1	20.1	21.1	22.1	23.8	25.1	25.9	26.9	
<b>FTR/INTER AVG:</b>	8.9	8.7	8.5	8.7	9.2	8.6	8.9	9.1	8.8	
F-4	11.4	12.2	12.8	13.3	16.5	15.1	15.9	16.9	17.3	
F-5	5.1	6.3	7.2	7.7	8.8	9.7	10.7	11.7	12.6	
F-15	2.6	3.2	3.9	4.8	5.3	6.0	6.5	7.1	7.7	
F-16	0.7	1.1	1.5	1.9	2.3	2.9	3.3	3.8	3.9	
F-100	-	-	25.4	26.1	27.0	27.9	29.4	30.6	31.4	
F-101	20.7	21.8	21.0	-	-	-	-	-	-	
F-106	20.7	21.7	22.7	23.7	24.7	25.7	26.7	28.1	29.1	
F-111	9.5	10.4	11.4	12.5	13.3	14.0	15.0	16.2	17.2	
F-117	-	-	-	-	-	-	-	-	N/A	
<b>HELICOPTER AVG:</b>	11.6	12.1	13.1	13.7	14.4	15.5	16.5	17.3	16.3	
H-1	10.5	11.5	12.4	13.4	14.3	15.3	16.3	16.6	17.3	
H-3	13.3	14.4	15.5	16.5	17.6	18.6	19.6	20.6	21.2	
H-53	10.1	11.1	12.1	13.1	14.1	15.3	16.4	17.5	15.6	
H-60	-	-	-	0.7	1.5	2.5	3.5	4.7	3.4	
<b>TANKER AVG:</b>	19.2	20.2	20.9	21.9	22.9	23.0	23.3	23.9	25.2	
KC-10	-	0.1	0.7	1.1	1.7	2.0	2.3	3.0	3.9	
KC-135	19.2	20.2	21.2	22.2	24.0	24.4	25.4	26.1	27.5	

TABLE D-7 (CONT'D)

## AVERAGE AIRCRAFT AGE BY MISSION/DESIGNATION, REGULAR AIR FORCE

	Fiscal Year								
	1980	1981	1982	1983	1984	1985	1986	1987	1988
<b>TRAINER AVG:</b>	16.4	17.5	18.6	19.6	20.2	21.3	22.2	22.7	23.9
TG-7	-	-	-	-	1.2	2.2	3.2	4.3	3.4
T-33	22.5	23.5	24.5	25.5	26.6	27.6	28.6	30.2	37.0
T-37	18.3	19.2	20.2	21.2	22.2	23.3	24.3	24.2	26.5
T-38	14.5	15.5	16.5	-	18.5	19.5	20.5	21.7	22.7
T-41	12.4	13.4	14.4	15.4	16.4	17.4	19.3	20.4	21.5
T-43	6.6	7.6	8.6	9.6	10.6	11.6	12.6	13.7	14.7
TC-135	-	-	-	-	-	23.2	24.2	25.5	26.5
<b>UTIL/OBS/OTH AVG:</b>	11.1	11.8	12.4	13.3	14.1	15.4	16.3	17.3	16.6
OA-37	-	-	9.9	10.7	11.5	12.1	13.1	14.2	13.3
O-2	10.8	11.8	12.7	13.7	14.6	15.7	17.2	18.3	-
U-6	0.3	1.3	2.3	3.3	4.0	5.0	6.0	7.2	8.3
U-26	-	-	-	0.3	1.0	2.0	3.0	4.2	5.3
OV-10	11.9	12.9	13.9	14.9	15.9	16.9	17.9	18.6	19.7
UV-18	3.0	4.0	5.0	6.0	7.0	8.0	9.0	10.2	7.8
X-29	-	-	0.5	1.5	2.3	-	-	-	-
<b>RESCUE(C-130) AVG:</b>	15.1	16.1	17.1	18.1	17.0	17.7	18.2	19.3	19.9
<b>RECON AVG:</b>	13.6	15.0	15.2	15.5	15.7	16.7	17.4	18.2	19.0
EC-18	-	-	-	-	-	3.6	4.6	5.6	6.6
C-130	13.0	14.0	15.0	16.0	14.7	17.9	19.5	19.3	21.1
C-135	19.6	20.0	21.0	22.0	22.6	22.8	23.8	25.1	25.9
E-3	2.3	3.1	3.7	4.5	4.9	5.9	6.9	7.9	9.1
E-4	6.3	7.3	8.9	9.3	10.3	11.3	12.3	13.5	14.5
RF-4	12.4	13.4	14.4	15.4	15.9	16.9	17.9	19.0	20.1
EF-111	12.2	13.2	14.2	15.2	16.4	17.3	18.2	19.3	20.4
TR-1	-	-	0.1	1.0	1.6	1.9	2.2	2.9	3.3
<b>AF AVERAGE</b>	12.7	13.1	13.5	14.0	14.4	14.7	15.2	15.5	15.9

OPR: AF/PRPRS, Ext 77518, 5C231.

TABLE D-8

## AVERAGE AIRCRAFT AGE BY MISSION/DESIGNATION, AIR FORCE RESERVE

	FY 80	FY 81	FY 82	FY 83	FY 84	FY 85	FY 86	FY 87	FY 88
<b>AF RESERVE AVERAGE</b>	16.3	16.5	16.1	16.5	17.5	17.3	17.8	17.8	17.1
<b>ATTACK AVG</b>	8.9	6.2	5.5	6.4	7.2	8.3	9.3	10.3	11.4
A-10	0.1	2.0	3.0	4.1	5.1	6.1	7.1	8.2	9.3
A-37	7.6	6.9	-	-	-	-	-	-	-
AC-130	24.2	25.2	26.2	27.2	28.0	29.0	30.0	31.2	32.2
<b>CARGO AVG</b>	19.9	20.7	21.1	22.3	23.4	23.8	23.4	22.3	20.0
C-5	-	-	-	-	-	14.8	15.8	16.3	17.6
C-7	14.6	15.1	15.7	16.7	-	-	-	-	-
C-123	24.2	25.3	26.1	27.1	28.1	29.1	-	-	-
C-130	19.6	20.7	21.7	21.9	23.3	23.9	23.8	23.0	20.3
C-141	-	-	-	-	-	-	20.7	21.4	22.6
<b>FTR/INT AVG</b>	17.2	16.7	16.2	16.7	14.7	15.8	16.8	16.0	15.2
F-4	14.6	14.9	15.5	16.2	17.1	18.1	19.1	20.1	20.5
F-16	-	-	-	3.5	4.6	5.6	6.6	5.2	5.4
F-105	18.4	19.0	19.3	20.0	-	-	-	-	-
<b>HELICOPTER AVG</b>	11.3	12.2	13.1	14.4	15.2	16.2	17.3	19.4	20.3
H-1	8.5	9.5	10.4	11.5	12.5	13.5	14.5	14.5	15.5
H-3	13.3	14.1	15.1	16.1	17.1	18.1	19.1	20.7	21.7
<b>TANKER(KC-135) AVG</b>	21.5	22.5	23.5	24.5	25.5	26.5	27.5	28.1	29.7
<b>TRAINER(T-33) AVG</b>	22.0	-	-	-	-	-	-	-	-
<b>RESCUE(C-130) AVG</b>	15.3	16.3	17.3	18.3	17.8	18.8	19.8	20.9	21.9
<b>RECON(C-130) AVG</b>	14.7	15.7	16.7	17.9	18.7	19.7	20.7	22.2	23.7

OPR: AF/PRPRS, Ext 77518, 5C131.

**TABLE D-9  
AVERAGE AIRCRAFT AGE BY MISSION/DESIGNATION, AIR NATIONAL GUARD**

	FY 80	FY 81	FY 82	FY 83	FY 84	FY 85	FY 86	FY 87	FY 88
<b>ANG AVERAGE (AVG)</b>	14.9	15.0	15.5	16.4	18.8	17.8	17.8	17.5	17.3
<b>ATTACK AVG</b>	6.5	7.2	7.9	8.7	9.7	10.7	11.7	12.8	13.8
A-7	7.9	8.6	9.3	10.1	11.1	12.1	13.1	14.2	15.3
A-10	0.9	2.0	3.0	4.0	5.0	6.0	7.0	8.1	9.2
A-37	-	-	-	-	-	-	-	-	-
<b>CARGO AVG</b>	19.5	20.2	20.8	21.4	21.9	21.2	20.3	20.0	19.9
C-5	-	-	-	-	-	15.1	16.1	16.7	17.7
C-7	16.7	17.7	18.7	19.7	-	-	-	-	-
C-12	-	-	-	-	-	0.0	0.9	2.0	2.8
C-22	-	-	-	-	-	0.7	1.7	2.7	3.8
C-130	18.5	19.1	19.5	19.9	20.5	20.5	20.0	20.2	21.3
C-131	25.1	26.1	27.1	28.1	29.1	30.1	31.1	32.3	33.5
C-141	-	-	-	-	-	-	20.7	21.4	22.5
CT/T-39	-	-	21.2	21.3	22.2	22.4	23.4	-	-
<b>FTR/INT AVG</b>	17.2	17.6	17.9	18.2	18.9	19.6	18.6	16.9	15.4
F-4	15.0	15.9	16.8	17.6	18.7	19.6	20.1	20.3	21.2
F-15	-	-	-	-	-	10.3	10.6	11.1	12.4
F-16	-	-	-	3.4	4.2	5.2	4.7	5.6	6.7
F-101	20.4	21.4	-	-	-	-	-	-	-
F-105	18.3	17.7	18.3	-	-	-	-	-	-
F-106	20.9	21.9	22.8	23.8	24.9	25.9	26.9	28.0	-
<b>HELI(H-3) AVG</b>	13.9	14.2	15.1	16.1	17.1	18.1	19.1	20.2	21.2
<b>TANKER(KC-135) AVG</b>	21.6	22.6	23.6	24.6	25.6	26.6	27.6	28.7	29.8
<b>TRAINER AVG</b>	22.8	23.8	25.4	26.3	27.1	28.2	29.2	29.1	18.4
T-33	24.8	25.8	26.9	27.9	28.8	29.8	30.8	32.0	33.3
T-43	6.5	7.5	8.5	9.5	10.5	11.5	12.5	13.6	14.7
<b>OBS AVG</b>	10.5	10.6	11.2	12.0	12.5	12.6	13.6	14.7	16.1
OA-37	8.1	9.2	10.2	11.2	11.8	12.6	13.6	14.7	16.1
O-2	12.2	13.2	14.0	14.8	15.7	-	-	-	-
<b>RESCUE(C-130) AVG</b>	14.6	15.6	16.6	17.6	18.2	19.2	20.2	21.3	22.6
<b>RECON AVG</b>	15.5	16.5	16.4	17.4	18.2	19.8	20.3	21.3	22.4
B-57	25.7	26.7	-	-	-	-	-	-	-
C-130	16.7	17.7	18.7	19.7	20.6	21.6	22.6	23.7	24.7
RF-4	14.3	15.3	16.3	17.3	18.1	19.1	20.1	21.2	22.3

OPR: AF/PRRS, Ext 77518, 5C231.

TABLE D-10

## AVERAGE AGE OF MISSILE AND DRONE INVENTORY

	FY 80	FY 81	FY 82	FY 83	FY 84	FY 85	FY 86	FY 87	FY 88
AGM-69	6.6	7.6	8.6	9.6	10.6	11.6	12.6	13.6	14.6
AGM-86	-	0.3	0.3	0.7	1.2	1.8	2.5	3.5	4.5
BGM-109G	-	-	-	-	-	-	-	1.9	2.6
A/BQM-34	3.7	2.7	2.9	3.3	6.8	4.2	4.6	8.4	10.4
CIM/CQM-10	18.4	14.3	15.9	21.6	23.1	24.1	25.1	26.1	-
LGM-25	16.3	17.3	18.3	19.4	20.3	21.3	22.4	-	-
LGM-30	9.4	10.4	11.4	12.4	13.4	14.4	15.4	16.4	17.4
MQM-107	-	-	-	-	-	0.4	0.6	1.3	1.5
PQM-102 1/	22.9	23.9	24.8	26.0	27.1	28.6	-	-	-
Y/QF-100 1/	-	-	25.0	26.2	27.2	28.2	29.2	30.1	31.2
Y/QF-106 1/	-	-	-	-	-	-	-	-	28.8
OVERALL AVERAGE	8.6	9.2	9.5	8.9	14.6	9.2	9.0	9.6	10.8

Footnote:

1/ Drones ages are based upon age of basic system from which it was generated.

OPR: AF/PRPRS, Ext 77518, 5C231.

TABLE D-12

FLYING HOURS BY AIRCRAFT MISSION/DESIGNATION, ACTIVE AIR FORCE  
(Thousands) 1/

	FY 82	FY 83	FY 84	FY 85	FY 86	FY 87	FY 88	FY 89
<b>GRAND TOTAL 3/</b>	<b>2799.7</b>	<b>2842.9</b>	<b>2888.4</b>	<b>2913.4</b>	<b>2904.8</b>	<b>2883.0</b>	<b>2752.1</b>	<b>2830.4</b>
<b>ATTACK:</b>	<b>178.5</b>	<b>203.6</b>	<b>187.2</b>	<b>186.0</b>	<b>184.0</b>	<b>187.9</b>	<b>175.4</b>	<b>177.0</b>
A-7	5.3	6.0	6.5	6.5	7.6	8.5	8.0	6.3
A-10	168.8	178.2	174.7	173.6	171.0	173.6	161.5	166.3
A-37	0.4	14.1	-	0.7	0.7	0.7	0.7	0.6
AC-130	4.0	5.3	6.0	5.2	4.7	5.1	5.2	3.8
<b>BOMBER:</b>	<b>143.7</b>	<b>124.7</b>	<b>123.0</b>	<b>125.9</b>	<b>124.4</b>	<b>134.7</b>	<b>136.1</b>	<b>145.9</b>
B-1	-	-	0.2	0.3	2.0	9.3	19.7	26.1
B-2	-	-	-	-	-	-	-	2.0
B-52	127.7	106.8	103.7	105.0	102.2	105.4	98.0	99.7
FB-111	16.0	17.9	19.1	20.6	20.2	20.0	18.4	18.1
<b>CARGO/TRANSP'T:</b>	<b>658.1</b>	<b>650.9</b>	<b>661.6</b>	<b>680.1</b>	<b>676.8</b>	<b>657.8</b>	<b>595.0</b>	<b>623.5</b>
C-5	53.0	54.3	59.5	59.8	56.0	57.0	49.0	53.5
C-6	0.3	0.3	0.3	0.2	-	-	-	-
C-9	28.1	29.2	29.5	28.8	29.0	28.8	28.8	28.9
C-12	6.3	4.4	5.5	25.9	30.3	30.8	27.0	31.6
C-18	2/	0.1	0.4	0.6	0.8	0.5	0.2	0.5
C-20	-	0.1	2.4	2.5	2.8	4.7	8.4	8.5
C-21	-	-	4.3	35.5	53.0	58.1	54.1	57.6
C-22	-	-	-	0.6	0.5	0.6	0.7	0.4
C-23	-	-	-	8.2	16.1	16.0	13.4	13.5
CT-39	77.2	73.1	72.6	23.0	0.3	0.1	0.1	0.2
C-130	190.1	181.7	178.0	185.5	181.0	166.0	148.4	145.9
C-131	2/	0.1	-	0.1	0.2	0.3	0.3	0.2
C-135	7.0	7.1	7.3	7.0	7.8	7.5	6.3	6.3
C-137	2.1	2.6	2.6	2.3	2.5	2.5	2.8	2.9
C-140	7.6	6.9	7.2	7.2	6.5	4.9	1.8	1.7
C-141	286.4	291.0	292.0	292.9	290.0	280.0	253.7	271.8
<b>FTR/INT:</b>	<b>583.0</b>	<b>614.9</b>	<b>647.1</b>	<b>650.4</b>	<b>664.9</b>	<b>685.7</b>	<b>659.9</b>	<b>671.8</b>
F-4	192.4	177.8	163.3	157.1	138.4	119.9	91.7	80.6
F-5	29.9	30.1	29.4	28.6	27.5	26.3	19.3	5.8
F-15	149.6	163.9	175.3	181.9	191.7	195.3	185.2	195.8
F-16	95.8	137.7	186.1	201.8	231.8	268.2	290.6	315.8
F-100	0.1	0.1	-	-	-	0.1	0.1	0.1
F-101	4.2	-	-	-	-	-	-	-
F-105	-	-	-	-	-	-	-	-
F-106	32.9	29.8	20.1	10.8	4.4	2.2	0.5	0.4
F-111	78.1	75.5	72.9	70.2	71.1	73.7	72.5	73.3

TABLE D-11

**PROGRAMMED AND ACTUAL FLYING HOURS (FH)<sup>1</sup>**  
**(Active and Reserve Forces)**  
**(Thousands)**

	FY 82	FY 83	FY 84	FY 85	FY 86	FY 87	FY 88	FY 89
<b>PROGRAMMED FH</b>	3387.2	3432.9	3441.2	3476.8	3456.7	3462.6	3371.6	3414.5
<b>ACTUAL FH</b>	3340.5	3389.5	3441.2	3476.8	3456.7	3462.6	3340.1	3411.9
<b>% ACTUAL VS PROGRAM</b>	98.6	98.7	100.0	100.0	100.0	100.0	99.1	99.9
<b>ACTUAL FLYING HOUR DETAIL: ACTIVE AND RESERVE FORCES</b>								
Active Forces	2799.7	2843.0	2888.5	2914.0	2904.9	2883.0	2752.1	2830.4
Reserve Forces	540.8	546.5	552.7	562.8	551.8	579.6	588.0	581.5
<b>ACTUAL FLYING HOUR DETAIL: BY MAJOR COMMAND</b>								
Alaskan Air Cmd	19.1	25.5	26.3	25.7	25.9	24.0	22.8	22.9
AF Academy 3/	-	22.9	19.2	24.4	24.5	27.6	26.8	30.4
AF Communications Cmd	3.4	3.5	4.3	4.3	4.3	3.9	2/	2/
AF Logistics Cmd	6.0	5.5	5.6	5.9	5.6	4.8	5.2	4.9
AFR Forces	129.6	131.9	135.9	140.1	143.5	148.6	150.8	154.7
Air Forces, Europe	222.8	223.9	228.0	223.9	219.1	227.2	215.9	225.5
AF Systems Cmd	41.9	43.3	46.0	43.9	46.6	40.6	43.8	41.7
ANG Forces	411.2	414.5	416.8	422.6	408.4	431.0	437.2	426.8
Air Training Cmd	662.9	660.8	662.3	656.1	640.4	614.9	634.1	660.4
Military Airlift Cmd	720.1	730.7	748.2	772.3	766.3	748.6	674.8	698.5
Pacific Air Forces	91.2	93.4	97.0	94.6	97.9	105.8	99.3	97.9
Strategic Air Cmd	345.8	327.0	333.7	339.0	341.2	363.1	361.7	383.3
Tactical Air Cmd	686.5	706.6	717.9	724.0	731.0	722.5	667.7	664.9

## Footnotes:

1/ Totals do not include flying hours for classified aircraft.

2/ Flying hour program reported by Military Air Command.

3/ Prior to 1983, flying hours were reported under Air Training Command.

OPR: AF/PRPRC, Mrs C M Cooley, Ext 77892, 5C158.



TABLE D-12 (CONT'D)

FLYING HOURS BY AIRCRAFT MISSION/DESIGNATION, ACTIVE AIR FORCE  
(Thousands) 1/

	FY 82	FY 83	FY 84	FY 85	FY 86	FY 87	FY 88	FY 89
<b>HELICOPTER:</b>	78.8	82.2	83.4	81.3	81.4	77.4	61.5	58.6
HH-1	8.8	8.6	8.5	8.8	9.0	9.1	9.3	8.8
TH-1	7.3	7.4	7.2	7.1	7.2	5.7	0.1	-
UH-1	29.7	30.1	29.5	28.8	28.0	27.6	20.6	21.3
CH-3	10.7	10.9	10.3	11.0	12.2	11.0	7.4	3.4
HH-3	8.4	9.2	10.0	10.2	9.0	9.7	9.2	9.0
CH-53	2.8	2.7	2.8	2.6	2.1	1.9	0.5	1.2
HH-53	11.1	11.0	11.0	9.8	9.8	6.9	6.4	0.2
MH-53	-	-	-	-	-	2.5	3.8	9.1
HH-60	-	2.3	4.1	3.0	4.1	3.0	-	-
MH-60	-	-	-	-	-	-	4.2	4.0
<b>OBS/UTILITY:</b>	73.8	58.7	68.3	70.8	69.7	55.7	48.2	56.3
O-2	31.4	27.9	25.0	25.7	20.0	0.9	2/	2/
OA-10	-	-	-	-	-	6.5	6.5	15.6
OV-10	31.8	28.8	24.3	24.9	32.0	32.1	5.1	30.5
OA-37	8.7	0.0	17.0	14.2	11.3	10.8	30.5	5.2
RG-8	-	-	-	-	0.8	-	-	-
TG-7	-	-	-	4.0	3.3	3.2	3.7	2.6
U-6	0.2	0.2	0.2	0.2	0.3	0.2	0.2	0.1
UV-18	1.7	1.8	1.8	1.8	2.0	2.0	2.2	2.3
<b>RECON/ELECTRON</b>	140.9	151.4	162.0	166.7	167.6	168.9	162.3	154.8
E-3	26.4	29.2	30.2	30.0	28.5	30.6	29.0	24.1
E-4	1.9	1.5	1.4	1.4	1.8	1.9	1.8	1.8
RF-4	46.8	48.2	49.2	49.7	48.8	45.9	40.5	40.6
EC-18	-	-	-	-	-	0.4	0.9	0.7
EF-111	1.3	3.0	6.0	9.8	11.6	11.1	11.2	11.6
DC-130	0.1	1/	0.3	0.4	0.2	-	-	-
EC-130	4.7	7.9	7.9	8.0	8.4	9.9	12.0	12.5
MC-130	7.6	6.9	7.5	8.2	7.4	7.9	9.0	8.7
WC-130	7.8	7.9	8.5	8.3	8.2	8.1	4.0	3.7
EC-135	24.1	24.7	25.0	25.3	25.7	25.1	24.9	24.7
RC-135	16.0	16.5	18.0	16.6	15.6	15.2	15.6	13.9
TC-135	-	-	-	-	-	-	0.9	1.7
WC-135	4.2	4.1	3.9	3.8	3.9	3.7	3.6	3.1
TR-1	-	1.5	4.1	5.2	7.5	9.1	8.9	7.7
<b>RESCUE(HC-130):</b>	17.1	16.8	16.0	16.4	15.7	13.4	13.0	12.5
<b>TANKER:</b>	162.7	163.5	167.1	171.0	172.7	183.4	179.4	194.5
KC-10	4.6	7.4	10.6	13.9	17.0	22.1	26.3	30.4
KC-135	158.1	156.1	156.5	157.1	155.7	161.3	153.1	164.1

TABLE D-12 (CONT'D)

FLYING HOURS BY AIRCRAFT MISSION/DESIGNATION, ACTIVE AIR FORCE  
(Thousands) 1/

	FY 82	FY 83	FY 84	FY 85	FY 86	FY 87	FY 88	FY 89
<b>TRAINER:</b>	754.4	774.3	772.7	764.8	747.6	724.5	721.4	731.7
T-33	42.5	41.5	41.8	39.5	34.3	23.0	3.8	0.2
T-37	319.3	329.0	319.0	315.1	312.8	309.7	318.2	314.2
T-38	362.0	367.0	379.0	361.1	352.6	341.8	351.1	370.2
T-39	2.4	3.0	3.3	2.8	3.2	3.0	3.0	2.4
T-41	15.4	21.1	17.4	34.7	33.0	35.1	35.5	33.6
T-43	12.8	12.7	12.2	11.6	11.5	11.7	9.8	11.1
T-46	-	-	-	-	0.2	0.2	-	-
<b>OTHER, Total</b>	8.7	1.9	-	-	-	-	-	5.8

Footnotes:

1/ Totals do not include flying hours for classified aircraft.

2/ Less than 50 flying hours.

3/ Totals may not add due to rounding.

OPR: AF/PRPRC, Ext 77892, 5C158.

TABLE D-13

## FLYING HOURS BY AIRCRAFT MISSION/DESIGNATION, AIR FORCE RESERVE

(Thousands)

	FY 82	FY 83	FY 84	FY 85	FY 86	FY 87	FY 88	FY 89
<b>GRAND TOTAL 2/</b>	129.6	132.0	135.9	140.1	143.5	148.5	150.8	154.7
<b>ATTACK:</b>	18.2	22.9	24.3	24.4	25.6	25.8	26.3	26.4
A-10	14.5	20.0	21.5	21.4	22.6	22.9	23.5	23.4
A-37	1.1	-	-	-	-	-	-	-
AC-130	2.6	2.9	2.8	3.0	3.0	2.9	2.8	3.0
<b>TRANSPORT:</b>	65.5	56.0	55.7	55.9	54.8	56.9	55.8	61.8
C-5	-	-	-	0.5	2.6	3.5	5.6	8.9
C-7	8.5	3.7	-	-	-	-	-	-
C-123	8.0	0.7	0.7	0.9	0.4	-	-	-
C-130	49.0	51.6	55.0	54.5	51.5	50.8	46.4	48.9
C-141	-	-	-	-	0.3	2.6	3.8	4.0
<b>FTR/INT:</b>	20.5	25.1	25.1	26.9	27.8	28.6	29.7	30.3
F-4	15.1	20.8	21.5	21.8	22.0	22.2	19.9	14.9
F-16	-	-	2.9	5.1	5.8	6.4	9.8	15.4
F-105	5.4	4.3	0.7	-	-	-	-	-
<b>HELICOPTER:</b>	5.7	5.7	5.8	5.7	5.2	4.1	4.3	3.9
H-1	2.3	2.2	2.4	2.3	2.3	1.4	1.1	1.2
H-3	1.5	1.5	1.5	1.3	0.6	0.3	0.5	0.7
HH-3	1.9	2.0	1.9	2.1	2.3	2.4	2.7	2.0
<b>RECON-ELEC(WC-130):</b>	3.9	4.0	4.0	4.1	3.6	3.4	3.7	2.0
<b>RESCUE(HC-130)</b>	5.1	4.9	4.6	4.2	4.7	4.8	4.5	4.7
<b>TANKER:</b>	10.7	13.4	16.3	18.9	21.8	24.9	26.5	25.6
KC-10	1.1	4.3	7.2	9.9	12.8	15.9	17.3	17.0
KC-135	9.6	9.1	9.1	9.0	9.0	9.0	9.1	8.6

## Footnotes:

1/ Total of less than 50 flying hours.

2/ Totals may not add due to rounding.

OPR: AF/PRPRC, Ext 77892, 5C158.

TABLE D-14

**FLYING HOURS BY AIRCRAFT MISSION/DESIGNATION, AIR NATIONAL GUARD  
(Thousands)**

	FY 82	FY 83	FY 84	FY 85	FY 86	FY 87	FY 88	FY 89
<b>GRAND TOTAL 4/</b>	<b>411.2</b>	<b>414.5</b>	<b>416.7</b>	<b>422.6</b>	<b>408.2</b>	<b>431.0</b>	<b>437.2</b>	<b>426.8</b>
<b>ATTACK:</b>	<b>106.3</b>	<b>108.3</b>	<b>106.8</b>	<b>105.5</b>	<b>99.3</b>	<b>102.2</b>	<b>101.5</b>	<b>93.1</b>
A-7	78.4	79.3	77.9	78.3	73.1	74.7	74.8	70.1
A-10	27.9	29.0	28.9	27.2	26.2	27.5	26.7	23

<b>CARGO/TRANS:</b>	<b>92.6</b>	<b>91.2</b>	<b>88.8</b>	<b>90.3</b>	<b>88.5</b>	<b>100.1</b>	<b>107.4</b>	<b>109.3</b>
C-5	-	-	-	0.2	1.2	1.5	1.9	2.5
C-7	0.5	0.5	0.4	-	-	-	-	-
C-12	-	-	-	0.1	2.5	2.7	5.2	6.6
C-21	-	-	-	-	-	0.2	2.6	2.0
C-22	-	-	-	-	0.5	2.3	2.4	2.6
C-26	-	-	-	-	-	-	-	1.4
CT-39 1/	2	2.8	2.6	2.9	2.6	2.0	-	87.7
C-130	78.7	76.7	75.4	77.1	74.1	83.3	87.5	2.0
C-131	11.4	11.2	10.4	10.0	7.2	4.9	3.3	4.5
C-141	-	-	-	-	0.4	3.2	4.5	133.8

<b>FTR/INT:</b>	<b>90.1</b>	<b>99.2</b>	<b>112.6</b>	<b>118.5</b>	<b>116.9</b>	<b>128.1</b>	<b>130.5</b>	<b>60.3</b>
F-4	55.8	71.7	87.5	92.9	86.4	81.2	73.7	17.7
F-15	-	-	-	0.1	3.7	8.9	15.9	55.8
F-16	-	0.3	4.8	5.1	7.4	24.9	37.6	-
F-101	3.6	-	-	-	-	-	-	-
F-105	5.4	1.6	-	-	-	-	-	-
F-106	25.3	25.6	20.3	20.4	19.4	13.1	3.3	1.6

<b>HELICOPTER:</b>	<b>2.3</b>	<b>2.6</b>	<b>2.8</b>	<b>2.8</b>	<b>2.7</b>	<b>2.3</b>	<b>2.4</b>	<b>0.2</b>
CH-3	-	0.2	0.3	0.2	0.2	0.1	0.2	1.4
HH-3	2.3	2.4	2.5	2.6	2.5	2.2	2.2	13.0

<b>OBS/UTILITY:</b>	<b>22.2</b>	<b>18.2</b>	<b>16.2</b>	<b>14.4</b>	<b>14.2</b>	<b>14.3</b>	<b>13.9</b>	<b>13.0</b>
O-2	8.9	4.7	2.7	1.0	-	-	-	-
OA-10	-	-	-	-	-	-	-	1.5
OA-37	13.3	13.5	13.5	13.4	14.2	14.3	13.9	11.5

<b>RECON/ELEC:</b>	<b>37.8</b>	<b>35.3</b>	<b>31.9</b>	<b>33.0</b>	<b>32.3</b>	<b>32.7</b>	<b>31.3</b>	<b>27.9</b>
RF-4	32.9	31.4	28.2	29.1	28.0	28.9	27.5	24.2
B-57 2/	0.2	-	-	-	-	-	-	-
EB-57	0.5	-	-	-	-	-	-	-
EC-130	4.2	3.9	3.7	3.9	4.3	3.8	3.8	3.7

TABLE D-14 (CONT'D)

FLYING HOURS BY AIRCRAFT MISSION/DESIGNATION, AIR NATIONAL GUARD  
(Thousands)

	FY 82	FY 83	FY 84	FY 85	FY 86	FY 87	FY 88	FY 89
<b>RESCUE (HC-130):</b>	3.5	3.6	3.2	3.2	3.0	2.9	3.1	3.1
<b>TANKER (KC-135):</b>	41.3	41.0	40.8	41.4	38.9	39.3	41.3	41.5
<b>TRAINER:</b>	15.1	15.1	13.6	13.5	12.4	9.1	5.8	3.5
T-33	10.4	10.4	9.1	9.1	8.1	4.8	1.8	3/
T-43	4.7	4.7	4.5	4.4	4.3	4.3	4.0	3.5

Footnotes:

1/ CT-39 aircraft used to train ANG aircrews while transporting personnel.

2/ B-57 aircraft are included as bombers for the Regular AF Force.

3/ Actual hours flown were less than 50.

4/ Totals may not add due to rounding.

OPR: AF/PRPRC, Ext 77892, 5C158.

TABLE D-15

## AIRCRAFT MISHAP AND DESTROY RATES

PER 100,000 FLYING HOURS 1/

2/	CLASS A MISHAP	FATAL MISHAP	AIRCRAFT DESTROYED
CY 1970	3.0	1.1	2.5
CY 1971	2.5	0.8	1.9
CY 1972	3.0	1.2	2.6
CY 1973	2.4	0.8	2.0
CY 1974	2.9	1.3	2.4
CY 1975	2.8	1.0	2.4
CY 1976	2.8	1.1	2.2
CY 1977	2.8	1.2	2.5
CY 1978	3.2	1.3	2.9
CY 1979	2.9	1.5	2.6
CY 1980	2.6	1.3	2.3
CY 1981	2.4	1.2	2.3
CY 1982	2.3	1.0	2.3
FY 1983	2.0	1.0	2.0
FY 1984	1.5	0.8	1.5
FY 1985	1.8	0.9	1.6
FY 1986	1.5	1.6	0.6
FY 1987	1.6	1.6	0.9
FY 1988	1.6	1.4	0.7

## Footnotes:

1/ Data are based on major/Class A mishap classification in accordance with AFR 127-4.

2/ Beginning with FY 83, rates on fiscal year vice calendar year basis.

OPR: AFISC/ SERD, Norton AFB, San Bernardino, CA. 92409-7001,  
Autovon 876-7577.

TABLE D-16

MISSION CAPABILITY RATES BY AIRCRAFT MISSION/DESIGNATION 1/  
(%)

		FY 82	FY 83	FY 84	FY 85	FY 86	FY 87	FY 88
GRAND TOTAL	TOTAL MC 2/	66.8	68.2	71.0	74.7	77.9	80.6	81.2
	FMC 3/	58.2	59.4	63.1	68.1	71.5	73.5	74.0
	PMC 4/	8.6	8.7	7.7	6.5	6.3	7.1	7.2
	TOTAL NMC	33.2	31.8	29.0	25.3	22.1	19.4	18.8
	NMCM 6/	18.2	17.7	16.3	14.1	13.0	10.8	10.2
	NMCS 7/	7.5	6.8	5.7	4.9	4.2	4.0	4.0
	NMCB 8/	7.5	7.3	7.0	6.3	4.9	4.6	4.6
A-7	TOTAL MC 2/	68.3	72.6	72.4	71.8	69.4	74.9	74.3
	FMC 3/	58.9	64.3	64.4	64.6	63.4	65.7	63.1
	PMC 4/	9.4	8.3	7.9	7.1	6.0	9.2	11.2
	TOTAL NMC	31.7	27.4	27.6	28.2	30.6	25.1	25.7
	NMCM 6/	18.5	17.6	17.0	16.4	18.0	14.6	14.6
	NMCS 7/	6.1	4.0	4.3	4.8	5.1	4.2	4.9
	NMCB 8/	7.1	5.8	6.3	7.0	7.5	6.3	6.2
A-10	TOTAL MC 2/	71.4	76.1	79.8	82.3	82.6	83.4	86.1
	FMC 3/	68.1	73.1	77.2	80.2	80.6	81.4	84.3
	PMC 4/	3.3	2.9	2.6	2.0	1.9	1.9	1.8
	TOTAL NMC	28.4	23.9	20.2	17.7	17.4	16.6	13.9
	NMCM 6/	13.1	12.2	10.4	9.5	10.4	8.8	7.8
	NMCS 7/	10.0	6.5	5.2	4.4	3.7	3.8	2.7
	NMCB 8/	5.3	5.2	4.6	3.8	3.3	4.0	3.4
B-52	TOTAL MC 2/	43.0	42.8	40.3	44.2	70.3	79.1	78.9
	FMC 3/	42.1	42.3	39.8	42.3	69.5	76.6	69.9
	PMC 4/	0.8	0.5	0.5	1.9	0.7	2.4	9.0
	TOTAL NMC	57.0	57.2	59.7	55.8	29.7	20.9	21.1
	NMCM 6/	14.6	13.9	14.7	15.0	12.1	10.7	9.5
	NMCS 7/	13.0	12.9	14.3	14.0	8.2	4.5	5.1
	NMCB 8/	29.4	30.4	30.7	26.8	9.4	5.7	6.5
FB-111	TOTAL MC 2/	50.9	42.1	43.0	51.2	67.4	69.0	77.8
	FMC 3/	47.4	36.8	38.3	46.1	64.3	64.1	72.4
	PMC 4/	3.5	5.3	4.7	5.0	3.1	4.9	5.4
	TOTAL NMC	49.1	57.9	57.0	48.8	32.6	31.0	22.2
	NMCM 6/	16.4	18.6	25.2	24.5	16.1	19.0	11.5
	NMCS 7/	7.2	13.0	8.3	7.6	8.0	5.4	5.1
	NMCB 8/	25.5	26.3	23.5	16.7	8.5	6.6	5.6
C-5	TOTAL MC 2/	49.7	53.8	54.6	50.7	48.4	61.5	59.9
	FMC 3/	40.5	48.7	49.7	47.0	44.3	53.4	49.0
	PMC 4/	9.2	5.1	4.9	3.7	4.1	8.1	10.9
	TOTAL NMC	50.3	46.2	45.4	49.3	51.6	38.3	40.1
	NMCM 6/	36.5	34.3	33.2	33.6	34.8	21.4	21.3
	NMCS 7/	4.3	3.2	2.0	2.6	3.2	7.7	8.3
	NMCB 8/	9.5	8.7	10.2	13.1	13.6	9.2	10.5
C-130	TOTAL MC 2/	63.0	60.6	59.4	62.3	63.3	71.2	74.2
	FMC 3/	43.4	37.6	37.9	42.8	43.4	42.7	51.3
	PMC 4/	19.5	23.0	21.5	19.5	19.8	28.4	22.9
	TOTAL NMC	37.0	39.4	40.6	37.7	36.7	28.8	25.8
	NMCM 6/	21.9	22.5	23.1	21.6	22.0	14.2	12.7
	NMCS 7/	4.4	5.2	5.4	4.6	4.3	5.0	3.9
	NMCB 8/	10.7	11.7	12.1	11.5	10.4	9.6	9.2

TABLE D-16 (CONT'D)

## MISSION CAPABILITY RATES BY AIRCRAFT MISSION/DESIGNATION 1/

		(%)						
		FY 82	FY 83	FY 84	FY 85	FY 86	FY 87	FY 88
KC-135A	TOTAL MC 2/	70.1	69.5	71.3	73.6	85.2	89.4	87.9
	FMC 3/	66.4	66.9	68.4	71.6	84.3	87.4	81.5
	PMC 4/	3.7	2.5	2.8	1.9	0.9	2.0	6.4
	TOTAL NMC	29.9	30.5	28.7	26.4	14.8	10.6	12.1
	NMCM 6/	13.9	13.8	15.2	13.4	6.7	5.2	4.7
	NMCS 7/	6.5	7.1	5.8	6.5	4.8	3.0	3.6
	NMCB 8/	9.5	9.6	7.7	6.5	3.3	2.4	3.8
C-141	TOTAL MC 2/	64.1	67.3	67.2	68.3	70.3	79.2	76.4
	FMC 3/	47.0	50.6	52.6	54.3	47.4	62.8	61.4
	PMC 4/	17.0	16.6	14.6	14.0	22.9	16.3	15.0
	TOTAL NMC	35.9	32.7	32.8	31.7	29.7	20.8	23.6
	NMCM 6/	26.0	24.7	25.2	25.2	22.5	14.0	15.4
	NMCS 7/	4.5	3.8	2.8	2.6	2.9	2.8	2.6
	NMCB 8/	5.4	4.2	4.8	3.9	4.3	4.0	5.6
F-4	TOTAL MC 2/	64.6	65.8	68.3	72.0	72.6	74.1	76.8
	FMC 3/	51.0	51.5	56.2	62.8	65.2	67.6	70.5
	PMC 4/	13.5	14.4	12.2	9.2	7.2	6.4	6.3
	TOTAL NMC	35.4	34.2	31.7	28.0	27.4	25.9	23.2
	NMCM 6/	21.6	21.2	19.9	18.0	18.5	17.7	16.2
	NMCS 7/	6.3	5.3	4.8	4.0	3.6	3.2	2.5
	NMCB 8/	7.5	7.7	7.0	6.0	5.3	5.0	4.5
F-5	TOTAL MC 2/	68.4	71.7	74.3	78.4	79.6	78.6	77.4
	FMC 3/	62.3	59.6	70.1	74.1	76.6	75.6	74.8
	PMC 4/	6.0	12.0	4.2	4.3	3.0	3.1	2.6
	TOTAL NMC	31.6	28.3	25.7	21.6	20.4	21.4	22.6
	NMCM 6/	16.5	13.7	11.9	10.9	9.9	9.6	15.0
	NMCS 7/	10.4	9.3	8.7	5.5	4.5	6.0	3.5
	NMCB 8/	4.7	5.3	5.1	5.2	6.0	5.8	4.1
F-15	TOTAL MC 2/	66.3	63.9	73.0	78.7	79.2	81.9	81.2
	FMC 3/	64.6	62.1	71.6	77.9	77.7	79.9	79.2
	PMC 4/	1.6	1.7	1.4	0.9	1.4	1.8	2.0
	TOTAL NMC	33.7	36.1	27.0	21.3	20.8	18.1	18.8
	NMCM 6/	15.4	16.3	13.5	12.1	11.2	10.1	10.3
	NMCS 7/	14.4	16.1	9.6	6.2	6.4	5.0	5.1
	NMCB 8/	3.9	3.7	3.9	3.0	3.2	3.0	3.4
F-16	TOTAL MC 2/	66.8	70.5	78.3	82.2	85.4	85.8	86.4
	FMC 3/	60.3	65.8	75.8	80.5	83.9	83.8	84.3
	PMC 4/	6.4	4.6	2.4	1.8	1.6	1.9	2.1
	TOTAL NMC	33.2	29.5	21.7	17.8	14.6	14.2	13.6
	NMCM 6/	11.9	15.5	12.2	9.5	7.7	7.4	7.1
	NMCS 7/	17.6	10.1	6.5	6.2	5.5	5.0	4.5
	NMCB 8/	3.7	3.9	3.0	2.1	1.4	1.8	2.0
F-106	TOTAL MC 2/	69.1	73.0	76.5	78.8	78.7	82.3	86.5
	FMC 3/	52.5	62.0	71.9	75.2	77.1	80.2	86.2
	PMC 4/	16.6	11.0	4.5	3.5	1.6	1.0	0.3
	TOTAL NMC	30.9	27.0	23.5	21.2	21.3	17.7	13.5
	NMCM 6/	18.6	15.7	14.2	13.6	14.0	10.4	10.6
	NMCS 7/	4.9	5.1	4.0	2.7	1.8	2.4	1.7
	NMCB 8/	7.4	6.2	5.3	4.9	5.5	4.9	1.2



TABLE D-16 (CONT'D)

MISSION CAPABILITY RATES BY AIRCRAFT MISSION/DESIGNATION 1/  
(%)

		FY 82	FY 83	FY 84	FY 85	FY 86	FY 87	FY 88
F-111	TOTAL MC 2/	62.2	61.6	65.3	69.1	69.5	73.8	75.7
	FMC 3/	54.6	50.5	56.7	62.8	62.8	66.4	70.7
	PMC 4/	7.5	10.9	8.4	6.3	6.7	7.4	5.0
	TOTAL NMC	37.8	38.4	34.7	30.9	30.5	26.2	24.3
	NMCM 6/	26.7	24.0	22.4	20.1	19.7	16.3	15.4
	NMCS 7/	5.9	7.6	6.6	4.5	4.9	5.2	3.9
	NMCB 8/	5.2	6.8	5.7	6.3	5.9	4.7	5.0
E-3	TOTAL MC 2/	71.6	77.8	81.9	82.9	86.7	87.5	88.4
	FMC 3/	69.5	71.0	75.7	76.1	82.1	83.1	85.1
	PMC 4/	2.1	6.7	6.2	6.8	4.6	4.4	3.3
	TOTAL NMC	28.4	22.2	18.1	16.9	13.3	12.5	11.5
	NMCM 6/	15.8	13.7	11.9	10.7	10.1	9.3	8.5
	NMCS 7/	7.5	5.9	3.8	3.8	2.1	2.4	2.3
	NMCB 8/	5.1	2.6	2.7	2.4	1.1	0.8	0.7
T-37	TOTAL MC 2/	76.4	78.7	80.5	86.3	89.7	89.2	88.2
	FMC 3/	72.4	75.2	75.8	83.3	86.7	85.3	83.9
	PMC 4/	4.0	3.4	4.7	3.0	2.9	3.9	4.3
	TOTAL NMC	23.6	21.3	19.5	13.7	10.3	10.8	11.8
	NMCM 6/	16.1	15.4	13.2	9.4	6.9	6.4	6.1
	NMCS 7/	4.6	3.6	3.8	2.1	1.8	2.6	3.2
	NMCB 8/	2.9	2.3	2.5	2.2	1.6	1.8	2.5
T-38	TOTAL MC 2/	65.9	69.2	72.5	78.5	82.0	83.6	81.5
	FMC 3/	59.6	64.6	66.8	73.0	76.0	76.0	75.1
	PMC 4/	6.2	4.6	5.7	5.4	5.9	7.5	6.4
	TOTAL NMC	34.1	30.8	27.5	21.5	18.0	16.4	18.5
	NMCM 6/	22.1	19.7	16.0	10.7	10.6	8.7	8.7
	NMCS 7/	6.3	5.4	4.3	4.1	3.0	3.1	4.9
	NMCB 8/	5.7	5.7	7.2	6.7	4.4	4.6	4.9

Remarks: Total of MC and NMC may not add due to rounding.

## Footnotes:

1/ Includes Air National Guard and Air Reserve Forces.

2/ MC - Mission Capable.

3/ FMC - Fully Mission Capable.

4/ PMC - Partially Mission Capable.

5/ NMC - Not Mission Capable.

6/ NMCM - Not Mission Capable, Maintenance.

7/ NMCS - Not Mission Capable, Supply.

8/ NMCB - Not Mission Capable, both Maintenance and Supply.

OPR: AF/LEYYC, Maj D Hayman, Ext 74668, 4A312.

TABLE D-17

## AVIATION FUEL CONSUMPTION AND COST FACTORS

FY	FH (Mil)	CONSUMPTION		COST			
		Total Gallons (Mil)	Average per FH	Total		Average per Flying Hour	
				Current Dollars (Bil)	Constant FY 90 Dollars (Bil)	Current Dollars	Constant FY 90 Dollars
1972	5.5	6.17	1121	0.60	0.41	109	74
1973	4.9	5.50	1122	0.61	0.42	124	85
1974	3.8	4.12	1084	0.93	0.63	245	165
1975	3.6	4.03	1119	1.47	1.15	408	319
1976	3.1	3.65	1177	1.45	1.22	468	393
1977	3.2	3.65	1140	1.58	1.44	494	450
1978	3.1	3.61	1165	1.53	1.49	494	480
1979	3.2	3.61	1128	1.59	1.79	497	559
1980	3.1	3.61	1164	3.75	7.66	1210	2470
1981	3.2	3.70	1156	4.34	10.49	1356	3278
1982	3.3	3.86	1170	5.00	11.9	1515	3606
1983	3.4	3.74	1100	4.40	9.4	1294	2764
1984	3.4	3.75	1102	3.80	7.37	1118	2167
1985	3.5	3.74	1068	3.74	6.94	1069	1982
1986	3.5	3.92	1120	3.14	4.55	897	1300
1987	3.5	4.00	1142	2.96	3.94	846	1125
1988	3.3	3.78	1145	2.32	2.58	703	781

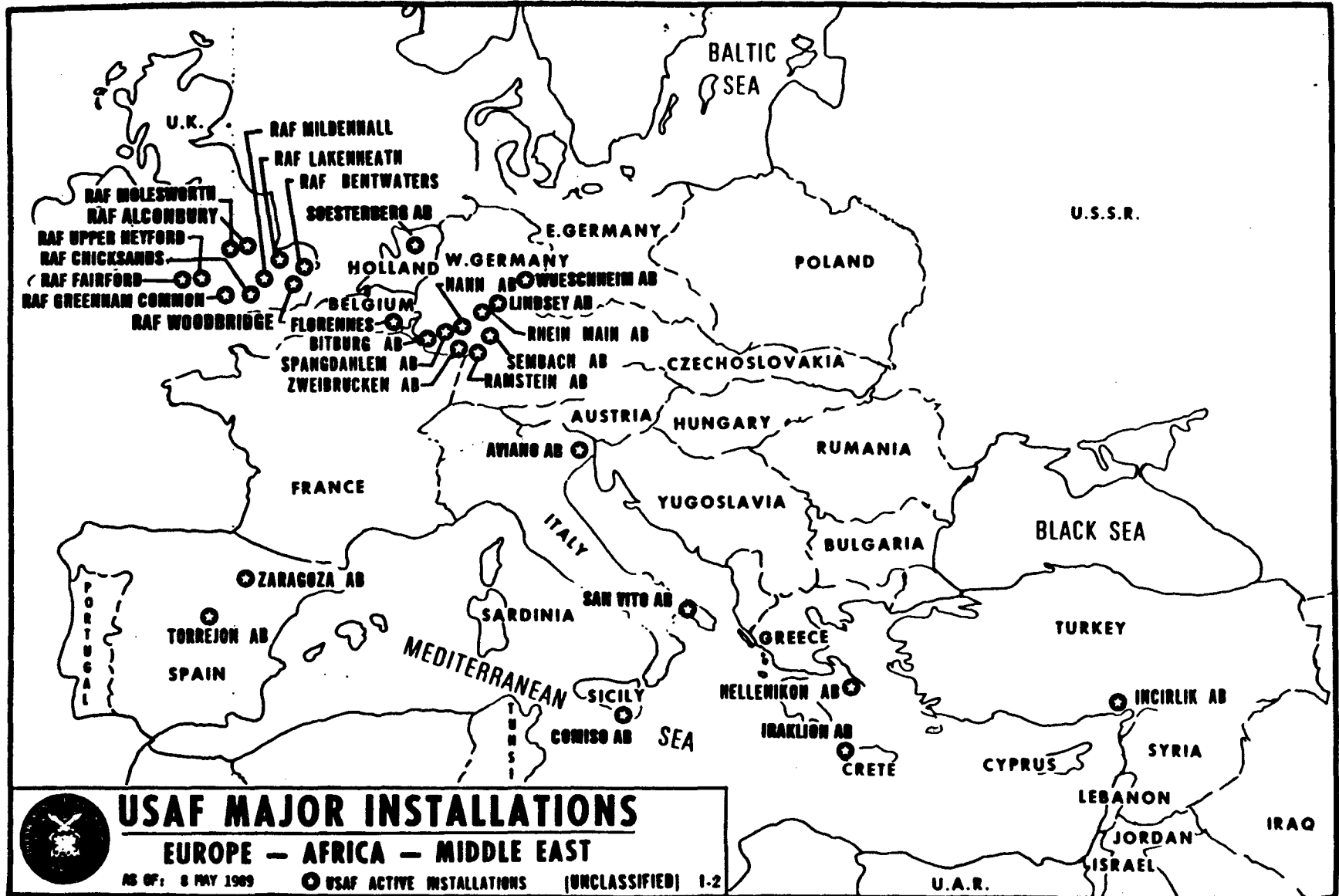
## Footnote:

1/ USAF Raw Inflation Indices used to calculate constant dollars.

OPR: SAF/FMBOM, Mr John Uperti, Ext 43801.

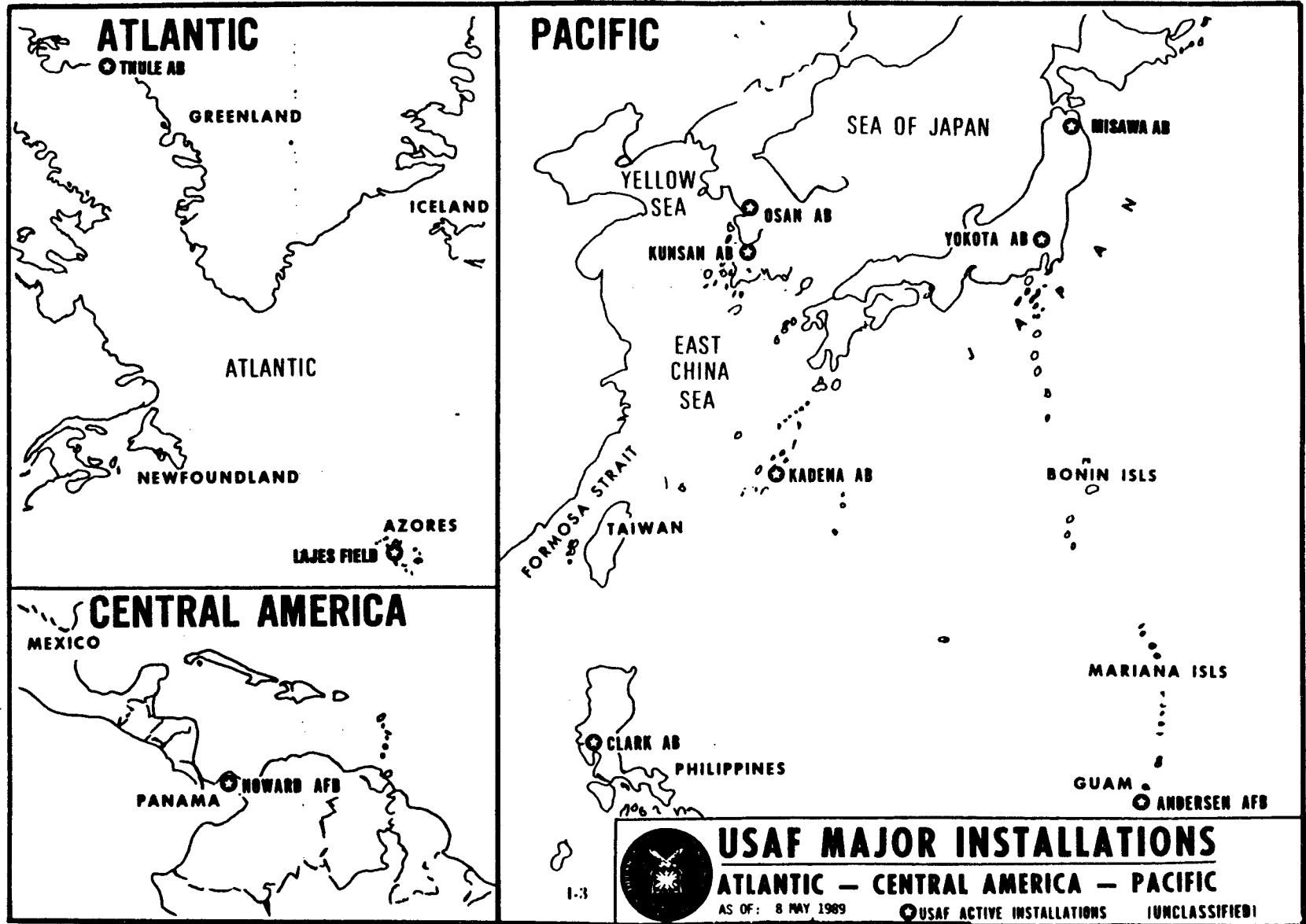


FIGURE D-6



D-30

FIGURE D-7



D-31

TABLE D-18  
AF INSTALLATION POSTURE

<b>GRAND TOTAL</b>	<b>1338</b>
<b>MAJOR INSTALLATION (Base) TOTAL 1/</b>	
50 States and US Possessions 2/	102
Foreign	38
<b>MINOR INSTALLATION (Base) TOTAL 3/</b>	
50 States and US Possessions 2/	107
Foreign	13
<b>SUPPORT SITE TOTAL 4/</b>	
50 States and US Possessions 2/	130
Foreign	120
<b>OTHER ACTIVITY TOTAL 5/</b>	
50 States and US Possessions 2/	424
Foreign	404

Footnotes:

1/ Major Installation: (Air Force Base, Air Base, Air Reserve Base of Air Guard Base).

A self-supporting center of operations for actions of importance to Air Force combat, combat support, or training. Operated by an Active, Reserve, or Guard unit of group size or larger with all land, facilities and organic support needed to accomplish the unit mission. Must have real property accountability through ownership, lease, permit, or other written agreement for all real estate and facilities. Agreements with foreign governments which give the Air Force jurisdiction over real property meet this requirement. Shared use agreements (as opposed to joint use agreements where the Air Force owns the runway) do not meet the criteria to be major installations.

**TABLE D-18 (CONT'D)**

**AF INSTALLATION POSTURE**

**Footnotes (Cont'd)**

**2/ Includes Air Reserve Forces (AFRES and ANG).**

**3/ Minor Installation: (Air Force Station, Air Station, Air Reserve Station or Air Guard Station).**

**Facility operated by Active, Reserve, or Guard unit of at least squadron size that does not otherwise satisfy all the criteria for a major installation. Examples of minor installations are Reserve and Guard flying operations that are located at civilian-owned airports.**

**4/ Support Site: Facility operated by Active, Reserve or Guard unit that provides overall support to the Air Force mission and does not satisfy the criteria for a major or minor installation. Examples of support sites are missile tracking sites; radar bomb scoring sites; Air Force-owned, contractor-operated plants; radio relay sites, etc.**

**5/ Other Activity: Air Force unit or activity that has little or no real property accountability over the real estate it occupies. Examples include Active, Guard or Reserve Air Force units that are located on installations belonging to other services or leased office space that supports recruiting detachments, Civil Air Patrol, etc.**

**OPR: AF/PRPJC, Mrs N Whitehurst, Ext 42129.**

**Data Source: FY 90-91 Amended President's Budget.**

TABLE D-19

AF RESERVE FLYING UNIT LOCATIONS BY STATE, 1988

ALABAMA

Maxwell AFB

ARIZONA

Luke AFB

Davis Monthan AFB

CALIFORNIA

March AFB

Mather AFB

Norton AFB

Travis AFB

COLORADO

Peterson AFB

DELAWARE

Dover AFB

FLORIDA

Homestead AFB

Eglin AFB Aux 3 (Duke  
Field)

GEORGIA

Dobbins AFB

ILLINOIS

Chicago O'Hara IAP

Scott AFB

INDIANA

Grissom AFB

LOUISIANA

Barksdale AFB

New Orleans NAS

MARYLAND

Andrews AFB

MASSACHUSETTS

Westover AFB

MICHIGAN

Selfridge AGB

MINNESOTA

Minneapolis-St Paul IAP

MISSISSIPPI

Keesler AFB

MISSOURI

Richards-Gebaur Apt

NEW JERSEY

McGuire AFB

NEW YORK

Niagara Falls IAP

NORTH CAROLINA

Seymour-Johnson AFB

OHIO

Rickenbacker AGB

Wright-Patterson AFB

Youngstown MAP

OKLAHOMA

Tinker AFB

OREGON

Portland IAP

PENNSYLVANIA

Gtr Pittsburgh IAP

Willow Grove NAS

SOUTH CAROLINA

Charleston AFB

TEXAS

Bergstrom AFB

Carswell AFB

Kelly AFB



**TABLE D-19 (CONT'D)**

**AF RESERVE FLYING UNIT LOCATIONS BY STATE, 1988**

**UTAH**

Hill AFB

**WASHINGTON**

McChord AFB

**WISCONSIN**

Gen B Mitchell Field

OPR: AF/PRPJB, Mr R DiCamillo, Ext 77356, 5C966.

TABLE D-20

AIR NATIONAL GUARD FLYING UNIT LOCATION BY STATE, 1988

ALABAMA

Birmingham MAP  
Dannelly Field

ALASKA

Anchorage IAP  
Eielson AFB

ARIZONA

Phoenix-Sky Harbor IAP  
Tuscon IAP

ARKANSAS

Ft Smith MAP  
Little Rock AFB

CALIFORNIA

Fresno Air Terminal  
March AFB  
Moffett NAS  
Van Nuys Apt

COLORADO

Buckley AGB

CONNECTICUT

Bradley IAP

DELAWARE

Gtr Wilmington Apt

FLORIDA

Jacksonville IAP

GEORGIA

Dobbins AFB  
Savannah IAP

HAWAII

Hickam AFB

IDAHO

Boise Air Terminal

ILLINOIS

Capital MAP  
Chicago O'Hara IAP  
Gtr Peoria Apt

INDIANA

Ft Wayne MAP  
Hulman Regional Apt

IOWA

Des Moines IAP  
Sioux City MAP

KANSAS

Forbes Field  
McConnell AFB

KENTUCKY

Standiford Field

LOUISIANA

New Orleans NAS

MAINE

Bangor IAP

MARYLAND

Andrews AFB  
Martin State Apt

MASSACHUSETTS

Barnes MAP  
Otis AGB

MICHIGAN

Selfridge, AGB  
W.K Kellogg Apt

MINNESOTA

Duluth IAP  
Minneapolis-St Paul IAP

TABLE D-20 (Cont'd)

AIR NATIONAL GUARD FLYING UNIT LOCATION BY STATE, 1988

MISSISSIPPI

Allen C. Thompson Field  
Key Field

MISSOURI

Lambert-St Louis IAP  
Rosecarns Mem Apt

MONTANA

Great Falls IAP

NEBRASKA

Lincoln MAP

NEVADA

Reno IAP

NEW HAMPSHIRE

Pease AFB

NEW JERSEY

Altantic City Apt  
McGuire AFB

NEW MEXICO

Kirtland AFB

NEW YORK

Hancock Field  
Niagara Falls IAP  
Schenectady Apt  
Stewart RTC  
Suffolk Co Apt

NORTH CAROLINA

Douglas MAP

NORTH DAKOTA

Hector Field

OHIO

Mansfield MPT  
Rickenbacker AGB  
Springfield MPT  
Toledo Express Apt

OKLAHOMA

Tulsa IAP  
Will Rogers World Apt

OREGON

Kingsley Field  
Portland IAP

PENNSYLVANIA

Gtr Pittsburgh IAP  
Harrisburg/Olmstead  
Willow Grove NAS

RHODE ISLAND

Quonset State Apt

SOUTH CAROLINA

McEntire AGB

SOUTH DAKOTA

Joe Foss Field

TENNESSEE

McGhee Tyson Apt  
Memphis IAP  
Nashville Metro Apt

TEXAS

Ellington Field  
Kelly AFB  
Dallas NAS

TABLE D-20 (Cont'd)

AIR NATIONAL GUARD FLYING UNIT LOCATION BY STATE, 1988

UTAH

Salt Lake City IAP

VERMONT

Burlington IAP

VIRGINIA

Richmond IAP

WASHINGTON

Fairchild AFB

WEST VIRGINIA

Yeager Apt

EWVRA Shepherd Field

WISCONSIN

Gen B. Mitchell Field

Truax Field

WYOMING

Cheyenne MAP

OPR: AF/PRPJB, Mr R DiCamillo, Ext 77356, 5C966.

TABLE D-21

## FAMILY HOUSING 1/

	FISCAL YEAR						
	1983	1984	1985	1986	1987	1988	1989 2/
<b>TOTAL GOVERNMENT HOUSING, OWNED OR LEASED 4/</b>	137,537	135,684	137,356	143,167	143,030	144,255	146,606
Occupied Units	135,773	134,038	135,121	135,411	136,430	137,058	139,679
Unoccupied Units 3/	1,764	1,646	2,235	7,756	6,600	7,197	6,927
<b>TOTAL COMMUNITY HOUSING, OCCUPIED UNITS</b>	218,640	234,568	232,314	239,755	241,179	240,754	231,711
<b>TOTAL OCCUPIED HOUSING</b>	354,413	368,606	367,435	375,166	377,609	377,812	371,390

## Footnotes:

1/ A "Family" person is defined as one eligible for BAQ at the "with dependent" rate.

2/ Estimate.

3/ Beginning with 1986 statistics, "unoccupied units" include units inactive due to major repairs or disposal actions, as well as those for reasons of change of occupancy.

4/ Approximately 11,117 occupants are non-Air Force, i.e., Army, Navy, USMC, USCG, foreign military and civilians. Also 6,844 Air Force sponsors occupy other DoD housing, e.g., Army, Navy & US Marine Corps.

OPR: AF/LEEHO, Mr W Christie, Ext 50392, 5D400.



.

.



.


.

.

.

PART E

KEY PERSONNEL








TABLE E-1

KEY CONGRESSIONAL COMMITTEE MEMBERS  
(Current as of Aug 89)

SENATE APPROPRIATIONS COMMITTEE	
<b>DEMOCRATS</b>	
Byrd, Robert C. (WV) Chmn.	Bumpers, Dale (AR)
Inouye, Daniel K. (HI)	Lautenberg, Frank (NJ)
Hollings, Ernest F. (SC)	Harkin, Tom (IA)
Johnston, J. Bennett, Jr. (LA)	Mikulski, Barbara (MD)
Burdick, Quentin N. (ND)	Reid, Harry (NV)
Leahy, Patrick J. (VT)	Adams, Brock (WA)
Sasser, James R. (TN)	Fowler, Wyche Jr. (GA)
DeConcini, Dennis (AZ)	Kerrey, Robert (NE)
<b>REPUBLICANS</b>	
Hatfield, Mark O. (OR)	Rudman, Warren (NH)
Stevens, Ted (AK)	Specter, Arlen (PA)
McClure, James A. (ID)	Domenici, Pete (NM)
Garn, Jake (UT)	Grassley, Charles (IA)
Cochran, Thad (MS)	Nickles, Don (OK)
Kasten, Robert, Jr. (WI)	Gramm, Phil (TX)
D'Amato, Alfonse M. (NY)	

SENATE APPROPRIATIONS DEFENSE SUBCOMMITTEE	
<b>DEMOCRATS</b>	
Inouye, Daniel K. (HI) Chmn.	Sasser, James R. (TN)
Hollings, Ernest F. (SC)	DeConcini, Dennis (AZ)
Johnston, J. Bennett Jr. (LA)	Bumpers, Dale (AR)
Byrd, Robert C. (WV)	Lautenberg, Frank (NJ)
Leahy, Patrick (VT)	Harkin, Tom (IA)
<b>REPUBLICANS</b>	
Stevens, Ted (AK)	D'Amato, Alfonse M. (NY)
Garn, Jake (UT)	Rudman, Warren (NH)
McClure, James A. (ID)	Cochran, Thad (MS)
Kasten, Robert W., Jr. (WI)	Specter, Arlen (PA)

TABLE E-1 (Cont'd)

KEY CONGRESSIONAL COMMITTEE MEMBERS  
(Current as of Aug 89)

SENATE APPROPRIATIONS COMMITTEE	
<b>DEMOCRATS</b>	
Sasser, James R. (TN) Chmn. Inouye, Daniel K. (HI)	Reid, Harry (NV) Fowler, Wyche Jr (GA)
<b>REPUBLICANS</b>	
Grassley, Charles (IA) Garn, Jake (UT)	Stevens, Ted (AK)

HOUSE APPROPRIATIONS COMMITTEE	
<b>DEMOCRATS</b>	
Whitten, Jamie, L. (MS) Chmn. Natcher, William H. (KY) Smith, Neal (IA) Yates, Sidney R. (IL) Obey, David R. (WI) Roybal, Edward R. (CA) Stokes, Louis (OH) Bevill, Tom (AL) Alexander, Bill (AR) Murtha, John P. (PA) Traxler, Bob (MI) Early, Joseph D. (MA) Wilson, Charles (TX) Boggs, Lindy (LA) Dicks, Norman D. (WA) McHugh, Matthew F. (NY) Lehman, William (FL)	Sabo, Martin Olav (MN) Dixon, Julian C. (CA) Fazio, Vic (CA) Hefner, W.G. (Bill) (NC) AuCoin, Les (OR) Akaka, Daniel K. (HI) Watkins, Wes (OK) Gray, William H. III (PA) Dwyer, Bernard J. (NJ) Hoyer, Steny H. (MD) Carr, Bob (MI) Mrazek, Robert J. (NY) Durbin, Richard (IL) Coleman, Ronald (TX) Mollohan, Alan B. (WV) Thomas, Robert L. (GA) Atkins, Chester G. (MA) Chapman, Jim (TX)

TABLE E-1 (Cont'd)

KEY CONGRESSIONAL COMMITTEE MEMBERS  
(Current as of Aug 89)

HOUSE APPROPRIATIONS COMMITTEE	
<b>REPUBLICANS</b>	
Conte, Silvio O. (MA)	Green, Bill (NY)
McDade, Joseph M. (PA)	Lewis, Jerry (CA)
Myers, John T. (IN)	Porter, John Edward (IL)
Miller, Clarence E. (OH)	Rogers, Harold (KY)
Coughlin, Lawrence (PA)	Skeen, Joe (NM)
Young, C. W. (Bill) (FL)	Wolf, Frank (VA)
Regula, Ralph S. (OH)	Lowery, Bill (CA)
Smith, Virginia (NE)	Weber, Vin (MN)
Pursell, Carl D. (MI)	DeLay, Thomas (TX)
Edwards, Mickey (OK)	Kolbe, Jim (AZ)
Livingston, Robert L. (LA)	Gallo, Dean A. (NJ)

HOUSE APPROPRIATIONS DEFENSE SUBCOMMITTEE	
<b>DEMOCRATS</b>	
Murtha, John P. (PA) Chmn.	AuCoin, Les (OR)
Dicks, Norman D. (WA)	Sabo, Martin (MN)
Wilson, Charles (TX)	Dixon, Julian C. (CA)
Hefner, W.G. (Bill) (NC)	
<b>REPUBLICANS</b>	
MaDade, Joseph M. (PA)	Miller, Clarence E. (OH)
Young, C.W. Bill (FL)	Livingston, Robert L. (LA)

HOUSE MILITARY CONSTRUCTION SUBCOMMITTEE	
<b>DEMOCRATS</b>	
Hefner, W.G. (Bill)(NC) Chmn.	Bevill, Tom (AL)
Alexander, Bill (AR)	Dicks, Norman (WA)
Thomas, Robert L. (GA)	Dixon, Julian C. (CA)
Coleman, Ronald (TX)	Fazio, Vic (CA)

TABLE E-1 (Cont'd)

KEY CONGRESSIONAL COMMITTEE MEMBERS  
(Current as of Aug 89)

HOUSE MILITARY CONSTRUCTION SUBCOMMITTEE (CONT'D)	
REPUBLICANS	
Lowery, Bill (CA)	Kolbe, Jim (AZ)
Edwards, Mickey (OK)	DeLay, Thomas (TX)

SENATE ARMED SERVICES COMMITTEE	
DEMOCRATS	
Nunn, Sam (GA) Chmn.	Glenn, John (OH)
Exon, J. James (NE)	Gore, Al (TN)
Levin, Carl (MI)	Wirth, Tim (CO)
Kennedy, Edward M. (MA)	Shelby, Richard (AL)
Bingaman, Jeff (NM)	Byrd, Robert C. (WV)
Dixon, Alan J. (IL)	
REPUBLICANS	
Warner, John W. (VA)	Wallop, Malcolm (WY)
Thurmond, Strom (SC)	Gorton, Slade (WA)
Cohen, William S. (ME)	Lott, Trent (MS)
Wilson, Pete (CA)	Coats, Dan (IN)
McCain, John (AZ)	

SENATE STRATEGIC FORCES & NUCLEAR DETERRENCE SUBCOMMITTEE	
DEMOCRATS	
Exon, J. James (NE) Chmn.	Bingaman, Jeff (NM)
Levin, Carl (MI)	Glenn, John (OH)
Kennedy, Edward M. (MA)	Gore, Albert (TN)
REPUBLICANS	
Thurmond, Strom (SC)	Wallop, Malcolm (WY)
Cohen, William S. (ME)	Gorton, Slade (WA)
Wilson, Pete (CA)	

TABLE E-1 (Cont'd)

KEY CONGRESSIONAL COMMITTEE MEMBERS  
(Current as of Aug 89)

SENATE READINESS, SUSTAINABILITY & SUPPORT SUBCOMMITTEE	
<b>DEMOCRATS</b>	
Dixon, Alan J. (IL) Chmn. Levin, Carl (MI) Bingaman, Jeff (NM)	Wirth, Tim (CO) Shelby, Richard (AL)
<b>REPUBLICANS</b>	
Gorton, Slade (WA) Thurmond, Strom (SC)	Wallop, Malcolm (WY) Coats, Dan (IN)

SENATE MANPOWER & PERSONNEL SUBCOMMITTEE	
<b>DEMOCRATS</b>	
Glenn, John (OH) Chmn. Exon, J. James (NE)	Kennedy, Edward M. (MA) Byrd, Robert C. (WV)
<b>REPUBLICANS</b>	
McCain, John (AZ) Wilson, Pete (CA)	Lott, Trent (MS)

SENATE DEFENSE INDUSTRY & TECHNOLOGY SUBCOMMITTEE	
<b>DEMOCRATS</b>	
Bingaman, Jeff (NM) Chmn. Gore, AL (TN)	Wirth, Tim (CO) Byrd, Robert C. (WV)
<b>REPUBLICANS</b>	
Wallop, Malcolm (WY) Lott, Trent (MS)	Coats, Dan (IN)

TABLE E-1 (Cont'd)

KEY CONGRESSIONAL COMMITTEE MEMBERS  
(Current as of Aug 89)

SENATE CONVENTIONAL FORCES & ALLIANCE DEFENSE SUBCOMMITTEE	
<b>DEMOCRATS</b>	
Levin, Carl (MI) Chmn. Dixon, Alan J (IL) Glenn, John (OH)	Wirth, Tim (CO) Shelby, Richard (AL) Byrd, Robert C. (WV)
<b>REPUBLICANS</b>	
Wilson, Pete (CA) Thurmond, Strom (SC) Cohen, William (ME)	McCain, John (AZ) Coats, Dan (IN)
SENATE PROJECTION FORCES & REGIONAL DEFENSE SUBCOMMITTEE	
<b>DEMOCRATS</b>	
Kennedy, Edward M. (MA). Chmn. Exon, J. James (NE) Dixon, Alan (IL)	Gore, AL (TN) Shelby, Richard (AL)
<b>REPUBLICANS</b>	
Cohen, William (ME) McCain, John (AZ)	Gorton, Slade (WA) Lott, Trent (IN)
SENATE BUDGET COMMITTEE	
<b>DEMOCRATS</b>	
Sasser, Jim (TN) Chmn. Hollings, Ernest (SC) Johnston, J. Bennett (LA) Riegle, Donald W., Jr. (MI) Exon, J. James (NE) Lautenberg, Frank (NJ) Simon, Paul (IL)	Sanford, Terry (NC) Wirth, Tim (CO) Fowler, Wyche (GA) Conrad, Kent (ND) Dodd, Christopher (CT) Robb, Charles (VA)

TABLE E-1 (Cont'd)

KEY CONGRESSIONAL COMMITTEE MEMBERS  
(Current as of Aug 89)

SENATE BUDGET COMMITTEE (CONT'D)	
<b>REPUBLICANS</b>	
Domenici, Pete V. (NM)	Kasten, Robert W., Jr. (WI)
Armstrong, William L. (CO)	Nickles, Don (OK)
Boschwitz, Rudolph E. (MN)	Rudman, Warren (NH)
Symms, Steven (ID)	Gramm, Phil (TX)
Grassley, Charles E. (IA)	Bond, Christopher (MO)
HOUSE BUDGET COMMITTEE	
<b>DEMOCRATS</b>	
Panetta, Leon (CA) Chmn.	Espy, Mike (MS)
Foley, Thomas (WA)	Kildee, Dale E. (MI)
Russo, Marty (IL)	Beilenson, Anthony (CA)
Jenkins, Ed (GA)	Huckaby, Jerry (LA)
Leath, Marvin (TX)	Sabo, Martin O. (MN)
Schumer, Charles (NY)	Dwyer, Bernard J. (NJ)
Boxer, Barbara (CA)	Berman, Howard L. (CA)
Slattery, James (KS)	Wise, Bob (WV)
Oberstar, James (MN)	Kaptur, Marcy (OH)
Guarini, Frank (NJ)	Bryant, John (TX)
Durbin, Richard (IL)	
<b>REPUBLICANS</b>	
Frenzel, Bill (MN)	Buechner, Jack (MO)
Gradison, Willis D., Jr. (OH)	Houghton, Amory (NY)
Goodling, William (PA)	McCrery, Jim (LA)
Smith, Denny (OR)	Kasich, John R. (OH)
Thomas, William (CA)	Gallo, Dean (NJ)
Rogers, Harold (KY)	Schuetz, Bill (MI)
Armey, Dick (TX)	Bentley, Helen D. (MD)

TABLE E-1 (Cont'd)

KEY CONGRESSIONAL COMMITTEE MEMBERS  
(Current as of Aug 89)

HOUSE ARMED SERVICES COMMITTEE

DEMOCRATS

Aspin, Les (WI) Chmn.  
Bennett, Charles E. (FL)  
Montgomery, G.V. (Sonny)(MS)  
Dellums, Ronald V. (CA)  
Schroeder, Patricia (CO)  
Byron, Beverly B. (MD)  
Mavroules, Nicholas (MA)  
Hutto, Earl D. (FL)  
Skelton, Ike (MO)  
Leath, Marvin (TX)  
McCurdy, Dave (OK)  
Foglietta, T.M. (PA)  
Dyson, Roy (MD)  
Hertel, Dennis M. (MI)  
Lloyd, Marilyn B. (TN)  
Sisisky, Norman (VA)

Ray, Richard (GA)  
Spratt, John M., Jr. (SC)  
McCloskey, Frank (IN)  
Ortiz, Solomon P. (TX)  
Darden, George (GA)  
Robinson, Tommy F. (AR)  
Bustamante, Albert G. (TX)  
Hochbrueckner, George (NY)  
Brennan, Joseph (ME)  
Pickett, Owen (VA)  
Lancaster, H. Martin (NC)  
Evans, Lane (IL)  
Bilbray, James (NV)  
Tanner, John (TN)  
McNulty, Michael (NY)

REPUBLICANS

Dickinson, William L. (AL)  
Spence, Floyd (SC)  
Stump, Bob (AZ)  
Courter, James A. (NJ)  
Hopkins, Larry J. (KY)  
Davis, Robert W. (MI)  
Hunter, Duncan L. (CA)  
Martin, David O'B. (NY)  
Kasich, John R. (OH)  
Bateman, Herbert (VA)  
Blaz, Ben (GU)

Ireland, Andy (FL)  
Hansen, James (UT)  
Rowland, John (CT)  
Weldon, Curt (PA)  
Kyl, Jon (AZ)  
Ravenel, Arthur (SC)  
Dornan, Robert (CA)  
Hefley, Joel (CO)  
McCrery, Jim (LA)  
Machtley, Ronald (RI)



TABLE E-1 (Cont'd)

KEY CONGRESSIONAL COMMITTEE MEMBERS  
(Current as of Aug 89)

<b>HOUSE RESEARCH &amp; DEVELOPMENT SUBCOMMITTEE</b>	
<b>DEMOCRATS</b>	
Dellums, Ronald (CA) Chmn.	Pickett, Owen (VA)
McCurdy, Dave (OK)	McNulty, Michael (NY)
Foglietta, Thomas (PA)	Bennett, Charles (FL)
Hertel, Dennis (MI)	Schroeder, Patricia (CO)
Darden, George (GA)	Byron, Beverly B. (MD)
Hochbrueckner, George (NY)	
<b>REPUBLICANS</b>	
Dickinson, William L. (AL)	Weldon, Curt (PA)
Davis, Robert W. (MI)	Kyl, Jon L. (AZ)
Stump, Bob (AZ)	Dornan, Robert (CA)
Hunter, Duncan (CA)	
<b>HOUSE PROCUREMENT &amp; MILITARY NUCLEAR SYSTEMS SUBCOMMITTEE</b>	
<b>DEMOCRATS</b>	
Aspin, Les (WI) Chmn.	Ray, Richard (GA)
Skelton, Ike (MO)	Spratt, John Jr. (SC)
Leath, Marvin (TX)	McCloskey, Frank (IN)
Dyson, Roy (MD)	Bustamante, Albert (TX)
Lloyd, Marilyn L. (TN)	Evans, Lane (IL)
Sisisky, Norman (VA)	
<b>REPUBLICANS</b>	
Courter, James A. (NJ)	Ireland, Andy (FL)
Davis, Robert W. (MI)	Hansen, James (UT)
Hopkins, Larry (KY)	Rowland, John (CT)
Blaz, Ben (GU)	Kasich, John (OH)

TABLE E-1 (Cont'd)

KEY CONGRESSIONAL COMMITTEE MEMBERS  
(Current as of Aug 89)

HOUSE INVESTIGATIONS SUBCOMMITTEE (CONT'D)	
<b>REPUBLICANS</b>	
Hopkins, Larry (KY)	Ireland, Andy (FL)
Stump, Bob (AZ)	Hefley, Joel (CO)
Kyl, Jon (AZ)	McCrery, Jim (LA)
<b>HOUSE MILITARY INSTALLATIONS &amp; FACILITIES SUBCOMMITTEE</b>	
<b>DEMOCRATS</b>	
Schroeder, Patricia (CO) Ch-Woman	Ortiz, Solomon (TX)
Montgomery, G.V. (Sonny)(MS)	Robinson, Tommy (AR)
Skelton, Ike (MO)	Bilbray, James (UT)
McCurdy, Dave (OK)	Mavroules, Nicholas (MA)
Foglietta, Thomas (PA)	Hutto., Earl (FL)
<b>REPUBLICANS</b>	
Martin, David (NY)	Ravenel, Arthur (SC)
Dickinson, William (AL)	Courter, Jim (NJ)
Blaz, Ben (GU)	Hansen, James (UT)
Spence, Floyd (SC)	
<b>HOUSE SEAPOWERS &amp; STRATEGIC &amp; CRITICAL MATERIALS SUBCOMMITTEE</b>	
<b>DEMOCRATS</b>	
Bennett, Chas. (FL) Chmn.	Hochbrueckner, George (NY)
Foglietta, Thomas (PA)	Brennan, Joseph (ME)
Sisisky, Norman (VA)	Pickett, Owen (VA)
Ortiz, Solomon (TX)	Hutto, Earl (FL)
Robinson, Tommy (AR)	
<b>REPUBLICANS</b>	
Spence, Floyd (SC)	Weldon, Curt (PA)
Hunter, Duncan (CA)	Rowland, John (CT)
Bateman, Herbert (VA)	Blaz, Ben (GU)

TABLE E-1 (Cont'd)

KEY CONGRESSIONAL COMMITTEE MEMBERS  
(Current as of Aug 89)

HOUSE MILITARY PERSONNEL & COMPENSATION SUBCOMMITTEE	
<b>DEMOCRATS</b>	
Byron, Beverly (MD) Ch-woman	Robinson, Tommy (AR)
Montgomery, G.V. (Sonny)(MS)	Bustamante, Albert (TX)
Skelton, Ike (MO)	Hochbrueckner, George (NY)
Hertel, Dennis (MI)	Lancaster, H. Martin (NC)
Lloyd, Marilyn (TN)	
<b>REPUBLICANS</b>	
Bateman, Herbert (VA)	McCrery, Jim (LA)
Ravenel, Arthur (SC)	Machtley, Ronald (RI)
Hefley, Joel (CO)	

HOUSE READINESS SUBCOMMITTEE	
<b>DEMOCRATS</b>	
Hutto, Earl (FL) Chmn.	Lancaster, H. Martin (NC)
Leath, Marvin (TX)	Bilbray, James H. (NV)
Dyson, Roy (MD)	Tanner, John (TN)
Ray, Richard (GA)	McNulty, Michael R. (NY)
Ortiz, Solomon (TX)	
<b>REPUBLICANS</b>	
Kasich, John (OH)	Hefley, Joel (CO)
Martin, David (NY)	Machtley, Ronald (RI)
Dornan, Robert (CA)	

HOUSE INVESTIGATIONS SUBCOMMITTEE	
<b>DEMOCRATS</b>	
Mavroules, Nicholas (MA) Chmn.	Darden, George (GA)
Hertel, Dennis M. (MI)	Brennan, Joseph E. (ME)
Sisisky, Norman (VA)	Evans, Lane (IL)
Spratt, John, Jr. (SC)	Tanner, John (IN)
McCloskey, Frank (IN)	Dellums, Ronald V. (CA)

TABLE E-2

KEY PERSONNEL, DEPARTMENT OF THE AIR FORCE 1/  
(As of 24 Nov 1989)

THE SECRETARIAT

<b>OFFICE OF THE SECRETARY</b>	
The Secretary	Honorable D B Rice
Military Assistant to the Secretary	B Gen J A Reynolds
<b>OFFICE OF THE UNDER SECRETARY</b>	
The Under Secretary	Honorable A N Foreman
Deputy Under Secretary (International Affairs)	Ms E J Keefer
<b>OFFICE OF SMALL &amp; DISADVANTAGED BUSINESS UTILIZATION</b>	
The Director	Vacant
<b>OFF OF THE ASST SECTY (MANPOWER, RESERVE AFFAIRS, INSTALLATIONS &amp; LOGISTICS)</b>	
The Assistant Secretary (Manpower & Reserve Affairs)	Honorable K R Keesling
Deputy Assistant Secretary (Reserve Affairs)	Vacant
Deputy Assistant Secretary (Installations)	Mr J F Boatright
Deputy Assistant Secretary (Logistics)	Mr L K Mosemann, II
Deputy Asst Secty (Environment Safety & Occupational Health)	Mr G D Vest
Exec Director, AF Board for Correction of Mil Records	Mr C B Braswell
Director, AF Personnel Council	Brig Gen E P Hinman III
Director for Equal Opportunity	Vacant
<b>OFFICE OF THE ASSISTANT SECRETARY (FINANCIAL MGT &amp; COMPTROLLER OF THE AIR FORCE)</b>	
The Assistant Secretary	Honorable M B Donley
Management Systems Deputy	Mr A E Fitzgerald
Principal Deputy Assistant Secretary (Financial Management)	Mr J P Popple
Deputy Assistant Secretary (Acct'g, Finance & Banking)	Mr J K Scott
-- Commander (Acct'g & Fin Ctr & Deputy for Acct'g)	Maj Gen C D Metcalf
-- Deputy (Financial Policy)	Mr G W Amlin
Deputy Assistant Secretary (Plans, Systems, & Analysis)	Mr J J Nethery
-- Assistant (Dev & Analysis)	Col J M Schelmer
-- Assistant (Technology & Plans)	Mr D W Hinton
-- Assistant (Comptroller Support)	Col J M Franco
Deputy Assistant Secretary (Cost & Economics)	Mr L T Baseman
-- Deputy (Economics & Business Mgt)	Dr T S Dunn
-- Deputy, Cost Analysis (Acting)	Col D G Olsen
-- Commander (AF Cost Center)	Col D G Olsen
Principal Deputy Asst Secretary (Resource Management)	Lt Gen L W Smith II
Deputy Assistant Secretary (Budget)	Maj Gen G W Larson, Jr
-- Assistant Deputy (Budget)	Mr J W Beach
-- Director (Budget Operations)	Brig Gen J L Finan
-- Director (Budget Investment)	Mr R D Stuart
-- Director (Budget Mgt & Execution)	Vacant
Assistant (Budget Enactment)	Col J P Crumley

TABLE E-2 (CONT'D)

KEY PERSONNEL, DEPARTMENT OF THE AIR FORCE  
(As of 24 Nov 1989)

<b>OFFICE OF THE ASSISTANT SECRETARY (ACQUISITION)</b>	
The Assistant Secretary	Honorable J J Welch, Jr
Principal Deputy Assistant Secretary	Lt Gen R W Yates
Deputy Asst Sect'y (Acq Mgt & Policy)	Mr D S Rak
Asst Deputy Asst Secty (Acq Mgt & Policy)	Maj Gen R D Eaglet
Deputy Asst Secty (C3 & Computer Systems)	Vacant
AF Competition Advocate	Mr A J DeLuca
Director (Contracting & Mfg Policy)	Maj Gen J D Slinkard
Director (Special Programs)	Col S E Cranston
Director (Tactical Programs)	Maj Gen J E Jaquish
Director (Strategic, SOF & Airlift Programs)	Maj Gen S B Croker
Director (Avionics & Electronic Combat Programs)	Brig Gen N E Loy
Director (Test & Evaluation)	Mr C G Jones
Director (Space & SDI Programs)	Maj Gen T S Moorman, Jr
Director (Program Planning & Integration)	Brig Gen S P Condon
Director (Science & Technology)	Brig Gen S P Condon
<b>OFFICE OF THE ASSISTANT SECRETARY (SPACE)</b>	
The Assistant Secretary	Honorable M C Faga
Principal Deputy Assistant Secretary	Mr J D Hill
Deputy Assistant Secretary (Space Plans & Policy)	Mr R M McCormick
Director (Space Programs)	Brig Gen (S) D R Walker
<b>OFFICE OF THE GENERAL COUNSEL</b>	
The General Counsel	Ms A C Petersen
<b>OFFICE OF THE INSPECTOR GENERAL</b>	
The Inspector General	Lt Gen B C Hosmer
Deputy Inspector General	Maj Gen J K Stapleton
<b>OFFICE OF THE ADMINISTRATIVE ASSISTANT TO THE SECRETARY</b>	
The Administrative Assistant	Mr R J McCormick
<b>OFFICE OF THE AUDITOR GENERAL</b>	
The Auditor General	Mr J W Boddie
Deputy Auditor General	Brig G E Hahn
<b>OFFICE OF LEGISLATIVE LIAISON</b>	
The Director	Maj Gen B R Moore
Deputy Director	Brig Gen B M Dula
<b>OFFICE OF PUBLIC AFFAIRS</b>	
The Director	Col H E Robertson
<b>OFFICE OF SPECIAL INVESTIGATIONS</b>	
The Commander	Brig Gen F R Dillon

TABLE E-2 (CONT'D)

KEY PERSONNEL, DEPARTMENT OF THE AIR FORCE

(As of 24 Nov 1989)

US AIR FORCE GENERAL STAFF

THE OFFICE OF THE CHIEF OF STAFF	
The Chief of Staff	Gen L D Welch
Vice Chief of Staff	Gen M W Hatch, Jr
Asst Vice Chief of Staff	Lt Gen C R Smith
Chief Master Sergeant of the Air Force	CMSgt J C Binnicker
Chief Scientist	Dr R W Selden
Chairman, USAF Scientific Advisory Board	Dr R W Lucky
Chief of Chaplains	Maj Gen J P McDonough
Deputy Chief of Chaplains	Brig Gen D J Harlin
Deputy Chief of Staff (Logistics & Engineering)	Lt Gen H Viccellio Jr
Deputy Chief of Staff (Personnel)	Lt Gen T J Hickey
Deputy Chief of Staff (Plans & Operations)	Lt Gen J V Adams
Deputy Chief of Staff (Programs & Resources)	Lt Gen R L Rutherford
Assistant Chief of Staff (Sys for C3 & Computers)	Brig Gen A J Edmonds
Assistant Chief of Staff (Intelligence)	Maj Gen C N Wood
Assistant Chief of Staff (Studies & Analysis)	Maj Gen G B Harrison
Chief, AF History	Dr R H Kohn
OFFICE OF THE NATIONAL GUARD BUREAU (ARMY & AIR FORCE)	
The Chief, National Guard Bureau	Lt Gen H R Temple, Jr (USA)
Vice Chief, National Guard Bureau	Maj Gen P G Killey
Director, Air National Guard	Brig Gen D W Sheppard
OFFICE OF THE AIR FORCE RESERVE	
The Chief, Air Force Reserve	Maj Gen Roger P Scheer
Deputy to the Chief	Brig Gen John J Closner III

US AIR FORCE SPECIAL STAFF

OFFICE OF THE JUDGE ADVOCATE GENERAL	
The Judge Advocate General	Maj Gen K E Nelson
Deputy Judge Advocate General	Maj Gen D C Morehouse
OFFICE OF THE SURGEON GENERAL	
The Surgeon General	Lt Gen M B Miller
The Deputy Surgeon General	Maj Gen J G Sanders

MAJOR COMMAND

AIR FORCE COMMUNICATIONS COMMAND	
The Commander	Maj Gen R H Ludwig
AFCC Engineering Installation Div	Col R L Hayes
Air Training Communications Div	Col J P Huggins

**TABLE E-2 (CONT'D)**

**KEY PERSONNEL, DEPARTMENT OF THE AIR FORCE  
(As of 24 Nov 1989)**

**MAJOR COMMAND (CONT'D)**

<b>AIR FORCE COMMUNICATIONS COMMAND (CONT'D)</b>	
European Communications Div	Col K Key
Lotistics Communications Div	Col J Whittaker
Pacific Communications Div	Col V Majkowski
Research & Acquisition Communications Div	Col P G Patton
Space Communications Div	Col M J Ondrasek
Strategic Communications Div	Brig Gen S L Dilda
Tactical Communications Div	Col B J Bohn
Standard Systems Center	Col A D Schumaker
1800 Communications Wing	Col J W Graves
1931 Communications Wing	Col R L Paxson
Airlift Communications Div	Col J A Landry
Computer Systems Div	Brig Gen L J Weber
<b>AIR FORCE LOGISTICS COMMAND</b>	
The Commander	General C C McDonald
Aerospace Guidance & Metrology Ctr	Col L R Powell
Aerospace Maintenance & Regeneration Ctr	Col H W Grounds
AF Contract Law Center	Brig Gen N Sklute
AF Acquisition Logistics Ctr	Brig Gen L E Curtis III
AFLC Cataloging & Standardization Ctr	Col J H O'Neill
AFLC International Logistics Ctr	Brig Gen O K Habedank
AFLC Logistics Management Systems Ctr	Brig Gen J F Phillips
AFLC Logistics Operations Ctr	Brig Gen W P Hallin
AFLC Support Center, Europe	Col W R Peacock
Ogden Air Logistics Ctr	Maj Gen J W Hopp
Oklahoma City Air Logistics Ctr	Maj Gen J K Splers
Sacramento Air Logistics Ctr	Maj Gen T A Hammond
San Antonio Air Logistics Ctr	Maj Gen R D Smith
Warner Robins Air Logistics Ctr	Maj Gen R F Gillis
Wright-Patterson Contracting Center	Col C A Cunningham
USAF Medical Ctr, Wright-Patterson	Col C H Roadman II
USAF Museum	Col (Ret) R L Uppstrom
2750 Air Base Wing	Col D P Tewell
<b>ALASKAN AIR COMMAND</b>	
The Commander	Lt Gen T G McInerney
21st Tactical Fighter Wing	Col H Storer
343rd Tactical Fighter Wing	Col D G Dingee
<b>AIR FORCE SYSTEMS COMMAND</b>	
The Commander	General Bernard P Randolph
Aeronautical Systems Div	Lt Gen J M Loh
Electronic Systems Div	Lt Gen G E Fornell
Space Div	Lt Gen D L Cromer

TABLE E-2 (CONT'D)

KEY PERSONNEL, DEPARTMENT OF THE AIR FORCE  
(As of 24 Nov 1989)

MAJOR COMMAND (CONT'D)

<b>AIR FORCE SYSTEMS COMMAND (CONT'D)</b>	
Space & Missile Test Organization	Brig Gen T W Honeywill
Human Systems Div	Maj Gen F F Doppelt
AF Contract Management Div	Maj Gen C P Skipton
Armament Div	Maj Gen (S) K E Staten
Foreign Technology Div	Col F C Gideon Jr
AF Flight Test Ctr	Maj Gen J P Schoeppner, Jr
Arnold Engineering Development Ctr	Col R H Roellig
Ballistic Missile Office	Brig Gen (S) R G Tourino
National Aerospace Plane Joint Program Office	Mr R T Barthelemy
<b>AIR TRAINING COMMAND</b>	
The Commander	Lt Gen R C Oaks
AF Reserve Officers Training Corps	Brig Gen J T Ellis
AF Military Training Ctr	Maj Gen L N Tibbetts
Chanute Technical Training Ctr	Maj Gen P D Robinson
Goodfellow Technical Training Ctr	Col C R Edwards
Keesler Technical Training Ctr	Maj Gen P A Harvey
Lowry Technical Training Ctr	Maj Gen D C Tabor
Sheppard Technical Training Ctr	Maj Gen M A Nelson
San Antonio Real Property Maint Agency	Col L P Zych
USAF Recruiting Service	Brig Gen J J Salvadore
Officer Training School	Col D Piper
Community College of the Air Force	Col R A Gregory
12th Flying Training Wing	Col R K Morrow
14th Flying Training Wing	Col J A Higham
47th Flying Training Wing	Col W Grosvenor
64th Flying Training Wing	Col M S Sams Jr
71st Flying Training Wing	Col L W Newton
80th Flying Training Wing	Col W B Mitchell
82nd Flying Training Wing	Col B Stecklein
323rd Flying Training Wing	Col J R Morrison Jr
3636th Combat Crew Training Wing (Survival)	Col G S Venanzi
<b>AIR UNIVERSITY</b>	
The Commander	Lt Gen C G Boyd
Air War College	Maj Gen D C Reed
Air Command & Staff College	Brig Gen C D Link
AF Institute of Technology	Brig Gen S R Boyd
AF Chaplain School	Col A A Hockaday
AUn Ctr for Aero Doctrine, Research & Education	Col S J Wise
AU Library	Mr R N Lane
Civil Air Patrol (USAF)	Col J T Massingale Jr
Extension Course Institute	Col F H Frost II



TABLE E-2 (CONT'D)

KEY PERSONNEL, DEPARTMENT OF THE AIR FORCE  
(As of 24 Nov 1989)

MAJOR COMMAND (CONT'D)

<b>AIR UNIVERSITY (CONT'D)</b>	
Ctr for Professional Development	Col G A Kendrick
AF Logistics Management Ctr	Col R G Stafford
Squadron Officers School	Brig Gen C C Clark Jr
USAF Regional Hospital, Maxwell	Col R Jones
USAF Senior NCO Academy	CMSgt F T Guidas Jr
3800th Air Base Wing	Col D J Vogl
<b>ELECTRONIC SECURITY COMMAND</b>	
The Commander	Maj Gen G W O'Shaughnessy
Electronic Security, Alaska	Col G D Cookson
Electronic Security, Europe	Col J P Lynch
Electronic Security, Pacific	Col R S Address
Electronic Security, Strategic	Col G Flock
Electronic Security, Tactical	Col R D Green
AF Electronic Warfare Ctr	Col W Brown
AF Cryptologic Support Ctr	Col G W Manini
6940th Electronic Security Wing	Col J I Can E
<b>MILITARY AIRLIFT COMMAND</b>	
The Commander	General Hansford T Johnson
21st Air Force	Maj Gen D A Logeais
322nd Airlift Div	Maj Gen W H Sistrunk
22nd Air Force	Maj Gen R J Trzaskoma
834th Airlift Division	Brig Gen J F Hinkel
23rd Air Force	Maj Gen T E Eggers
Aerospace Audiovisual Service	Col T E Diamond
Air Weather Service	Brig Gen J J Kelly Jr
USAF Airlift Ctr	Col J D Fox
USAF Medical Center, Scott	Col P K Carlton Jr
<b>PACIFIC AIR FORCES</b>	
The Commander	General Merrill A McPeak
5th Air Force	Lt Gen J B Davis
7th Air Force	Lt Gen T A Baker
13th Air Force	Maj Gen D Snyder
15th Air Force	Col D A Lyon
<b>AIR FORCE SPACE COMMAND</b>	
The Commander	Lt Gen D J Kutyna
3rd Space Wing	Col J R Morrell
<b>STRATEGIC AIR COMMAND</b>	
The Commander	General John T Chain Jr
1st Strategic Aerospace Div	Maj Gen A D Jameson
8th Air Force	Lt Gen E G Shuler Jr

TABLE E-2 (CONT'D)

KEY PERSONNEL, DEPARTMENT OF THE AIR FORCE  
(As of 24 Nov 1989)

MAJOR COMMANDS (CONT'D)

<b>STRATEGIC AIR COMMAND (CONT'D)</b>	
7th Air Div	Brig Gen L R Astorino
40th Air Div	Brig Gen T E Rinebarger
42nd Air Div	Brig Gen P P Caruana
15th Air Force	Lt Gen R A Burpee
3rd Air Div	Brig Gen D J Pederson
12th Air Div	Brig Gen R M Marquette Jr
14th Air Div	Brig Gen L A Mitchell
57th Air Div	Brig Gen R E Linhard
<b>TACTICAL AIR COMMAND</b>	
The Commander	General Robert D Russ
1st Air Force	Maj Gen R A Pierson
24th Air Div	Maj Gen L P Brown Jr
25th Air Div	Maj Gen J G Andrus
Air Forces, Iceland	Col W T Hobbins
USAF Air Defense Weapons Ctr	Maj Gen R M Pascoe
9th Air Force	Lt Gen C A Horner
12th Air Force	Lt Gen P T Kempf
831st Air Div	Brig Gen L L Henry
832nd Air Div	Brig Gen D J Sherlock
833rd Air Div	Brig Gen T E Harrell
836th Air Div	Brig Gen W T Worthington
28th Air Div	Brig Gen W J Ball
USAF Tactical Air Warfare Ctr	Maj Gen J A Corder
USAF Tactical Fighter Weapons Ctr	Maj Gen B G McCoy
<b>UNITED STATES AIR FORCES IN EUROPE</b>	
The Commander	General Michael J Dugan
3rd Air Force	Maj Gen M A Anderson
16th Air Force	Maj Gen G A Daniel
The United States Logistics Group	Maj Gen W J Grove Jr
17th Air Force	Maj Gen J E Chambers
65th Air Div	Brig Gen (S) G A Profitt II
316th Air Div	Brig Gen L E Boese

SEPARATE OPERATING AGENCIES

AF Accounting & Finance Ctr	Maj Gen C D Metcalf
AF Audit Agency	Brig Gen G E Hahn
AF Commissary Service	Maj Gen M G Alkire
AF Engineering & Services Ctr	Col R G Kennington
AF Inspection & Safety Ctr	Maj Gen A K Davidson
AF Intelligence Agency	Brig Gen B J Bingham
AF Legal Services Ctr	Maj Gen K E Nelson

TABLE E-2 (CONT'D)

KEY PERSONNEL, DEPARTMENT OF THE AIR FORCE  
(As of 24 Nov 1989)

SEPARATE OPERATING AGENCIES (CONT'D)

AF Management Engineering Agency	Col R W Blake
AF Military Personnel Ctr	Maj Gen B J Boles
AF Office of Medical Support	Col R M Kimball
AF Office of Security Police	Maj Gen F K Martin
AF Office of Special Investigations	Brig Gen F R Dillon
AF Operation Test & Evaluation Group	Maj Gen C W Powell
AF Reserve Personnel Ctr	Col J C Ramsey Jr
AF Service Information & News Ctr	Col P F Heye
<b>AIR FORCE RESERVE</b>	
The Commander	Maj Gen R P Sheer
4th Air Force	Maj Gen J C Wahleithner
302 Tactical Airlift Wing	Col M J Quarnaccio
349th Military Airlift Wing (Associate)	Col W W Whaley
403rd Tactical Airlift Wing	Brig Gen J L Campbell
433rd Military Airlift Wing	Col J E Sherrard III
440th Tactical Airlift Wing	Col T G Whitnell
10th Air Force	Maj Gen R A McIntosh
301st Tactical Fighter Wing	Col W H Lawson
419th Tactical Fighter Wing	Brig Gen F S Winebarger
434th Air Refueling Wing	Col J F Harvey
442nd Tactical Fighter Wing	Vacant
452nd Air Refueling Wing	Col M J Peters
482nd Tactical Fighter Wing	Col D R Smith
917th Tactical Fighter Wing	Col W D Tracy
14th Air Force	Brig Gen D R Baumler
94th Tactical Airlift Wing	Col J W Blair Jr
439th Tactical Airlift Wing	Brig Gen F D Walker
459th Military Airlift Wing	Brig Gen L C Bates
514th Military Airlift Wing (Associate)	Brig Gen J P Ferguson

DIRECT REPORTING UNITS

AF Combat Operations Staff	Brig Gen M S Ervin
AF Cost Center	Col D G Olsen
AF District of Washington	Brig Gen R R Rohatsch Jr
AF Technical Applications Center	Col J J Jaynes
Air National Guard Support Ctr	Maj Gen J B Conaway
USAF Academy	Lt Gen C R Hamm
USAF Historical Research Ctr	Mr L H Cornett Jr

**TABLE E-2 (CONT'D)**

**KEY PERSONNEL, DEPARTMENT OF THE AIR FORCE  
(As of 24 Nov 1989)**

**OFFICE OF THE SECRETARY OF DEFENSE**

Senior Military Assistant to SECDEF	R Adm(L) W A Owens
Director, Defense Mapping Agency	Maj Gen R F Durkin
Director, Defense Intelligence Agency	Lt Gen H E Soyster
Director, SDI Organization	Lt Gen G L Monahan Jr

**Footnote:**


1/ Inclusion or exclusion of a position from this roster has no official bearing on the incumbent's, or his or her unit's relative importance to the mission of the US Air Force. For a more detailed listing of positions within the Air Force, consult "The US Air Force Roster of Key Personnel," prepared by AFMPC/DPMDSI5, Randolph AFB, TX 78150-6001.

**OPR:**

**Military (Active):** AF/DPG, Sgt F A Turincs, Ext 44677, Rm 4E212.

**Military (Reserve):** AF/REPS, Capt V Monti/MSgt S R Ayala, Ext 59752, Rm BF655.

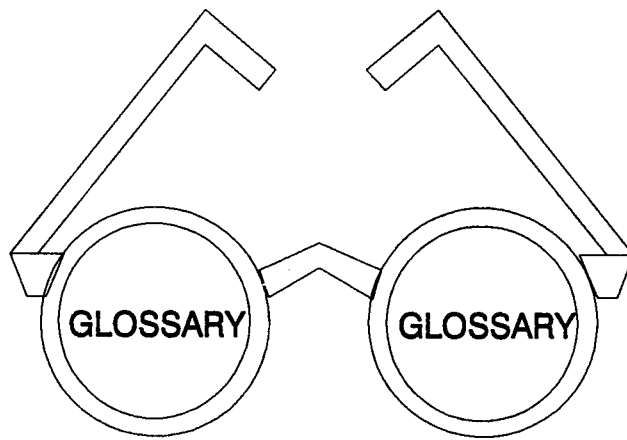
**Civilian:** SAF/AAA, Ms K L Peyton, Ext 71162, Rm 4C882.





# PART F

## APPENDIX





2

2



2

2



TABLE F-1  
GLOSSARY

ACCEPTANCE. Aircraft, missile or drone which has been shop-assembled and fully inspected by constituted USAF, Navy or Army production authorities, and for which the title, responsibility, and accountability has been assumed by the contracting agency of the recipient.

ACS. Advanced Communications System.

ACTIVE DUTY FOR PAY ONLY. Reservist assigned to training categories which provide pay only for their annual two-week tours or other special Annual Active Duty (AAD) tours. They may participate in additional inactive duty for training but for points only.

ACTIVE DUTY (AD) FOR TRAINING. A tour of AD reserve training under orders which provide for automatic reversions to the Air Reserve Forces (ARF) not on AD when the specified period of AD is completed. It includes annual tours, special tours, school tours, and the initial tour performed by enlistees without prior military service.

AEROSPACE DEFENSE CENTER (ADC). Constituted as Aerospace Defense Center, 18 October 1979; activated as a Direct Reporting Unit, 1 December 1979; incorporated into Space Command, 1 October 1982.

AIRCRAFT. A heavier-than-air vehicle, designed primarily for flight in the atmosphere, which has incorporated in its prime design the ability and/or requirement for human occupancy.

- a. ADMINISTRATIVE. Aircraft assigned to support command administrative, executive, and inspection functions.
- b. COMBAT FLYING SUPPORT. Aircraft assigned for the purpose of accomplishing essential combat flying functions that cannot be performed in tactical type aircraft.
- c. COMBAT SUPPORT. Aircraft assigned for the direct accomplishment of combat support operations.
- d. COMBAT UNIT. Aircraft assigned for the direct accomplishment of combat unit operations.
- e. COMBAT UNIT SUPPORT. Aircraft assigned for the direct support of combat units and combat supporting unit operations.
- f. COMMAND MISSION SUPPORT. Aircraft assigned to accomplish necessary unscheduled airlift or personnel and materiel in support of Air Force bases units.
- g. GENERAL PURPOSE AIRCRAFT. Aircraft assigned to attain air superiority over battle areas, provide close air support, interdict enemy supply and communications facilities and provide air logistics support.
- h. INDUSTRIALLY FUNDED. Aircraft assigned to Military Airlift Command (MAC) for the accomplishment of single manager operations for airlift service.

TABLE F-1 (Continued)  
GLOSSARY

- i. NON-OPERATING ACTIVE AIRCRAFT. Aircraft of the following types: Enroute aircraft other than ferry flights; enroute aircraft on ferry flights; MAP aircraft temporarily diverted to USAF; non-MAP aircraft temporarily diverted to USAF; new production aircraft; flyable storage; battle damage, evacuate to CONUS; repair by Rapid Area Maintenance (RAM) team; awaiting major components; battle damage, AFLC assistance not required; battle damage, evacuate to contractor; crash/battle damage, awaiting AFLC assistance or decision on contract work (for use by Air Force Logistics Command only); extended transient maintenance, (for base use only); depot level work-field teams; crash damage (base use only); depot work (for AFLC use only); depot prototyping, for use by Air Force Logistics Command only; major maintenance awaiting AFLC decision; crash damage, AFLC, contract work (for Air Force Systems Command only); major command programmed maintenance; excess to command requirements.
- j. OPERATING ACTIVE. Aircraft currently and actively engaged in or supporting flying missions.
- k. OPERATIONAL SUPPORT. Aircraft assigned to Air Force units in support of proficiency flying for those rated personnel who are not assigned to crew positions and cannot be provided their flying requirements in aircraft assigned in any other code.
- l. SPECIAL ACTIVITY. Aircraft assigned to accomplish special activities of the Air Force and other government agencies.
- m. STRATEGIC - DEFENSIVE. Aircraft to defend against enemy aerospace attack.
- n. STRATEGIC - OFFENSIVE. Aircraft with long-range weapons delivery capability.
- o. TEST. Aircraft assigned to evaluate other aircraft airframe and/or its components.
- p. TEST SUPPORT. Aircraft assigned for the purpose of supporting test programs by actual participation, or for the purpose of research, development, or test of equipment requiring airborne platforms.

AIR FORCE ACCOUNTING AND FINANCE CENTER (AFAFC). Established as Air Force Finance Division and organized as a Separate Operating Agency, 1 January 1951; redesignated Air Force Accounting and Finance Division, 1 September 1957; redesignated Air Force Accounting and Finance Center, 1 July 1959.

AIR FORCE AUDIT AGENCY (AFAA). Constituted as Air Force Audit Agency and activated as a Separate Operating Agency, 31 December 1971.

AIR FORCE COMBAT OPERATIONS STAFF (AFCOS). Constituted as Air Force Combat Operations Staff, 28 November 1978; activated as a Direct Reporting Unit, 1 December 1978.

TABLE F-1 (Continued)  
GLOSSARY

AIR FORCE COMMISSARY SERVICE (AFCOMS). Constituted as Air Force Commissary Service and activated as a Separate Operating Agency, 1 January 1976; reassigned, as a subordinate unit, to Air Force Engineering and Services Agency (later, Center), 8 April 1977; returned to status of Separate Operating Agency, 1 December 1978.

AIR FORCE COMMUNICATIONS COMMAND (AFCC). Constituted as Army Airways Communications System Wing, 13 April 1943; activated as part of Flight Control Command, 26 April 1943; reassigned directly to Army Air Forces, 14 July 1943; redesignated Army Airways Communications System, 26 April 1944; redesignated Air Communications Service, and reassigned Airways and Air Communication Service, 11 September 1946; reassigned to Military Air Transport Service, 1 June 1948; relieved from assignment to Military Air Transport Service, elevated to a Major Command, and redesignated Air Force Communications Service, 1 July 1961; designated Air Force Communications Command, 15 November 1979.

AIR FORCE ENGINEERING AND SERVICES CENTER (AFESC). Constituted as Air Force Engineering Agency and activated as a Separate Operating Agency, 8 April 1977; redesignated Air Force Engineering and Services Center, 30 June 1978.

AIR FORCE INSPECTION AND SAFETY CENTER (AFISC). Constituted as Air Force Inspection and Safety Center and activated as a Separate Operating Agency, 31 December 1971.

AIR FORCE INTELLIGENCE SERVICE (AFIS). Constituted as Air Force Intelligence Service and activated as a Separate Operating Agency, 27 June 1972.

AIR FORCE LEGAL SERVICES CENTER (AFLSC). Constituted as Air Force Legal Services and activated as a Separate Operating Agency, 1 July 1978.

AIR FORCE LOGISTICS COMMAND (AFLC). Established as Army Air Forces Materiel and Services, 14 July 1944; organized as a Major Command, 17 July 1944; redesignated Army Air Force Air Technical Service Command, 1 July 1945; redesignated Air Technical Service Command, 9 March 1946; redesignated Air Force Logistics Command, 1 April 1961.

AIR FORCE MANPOWER AND PERSONNEL CENTER (AFMPC). Constituted as Air Force Military Personnel Center and activated as a Separate Operating Agency, 31 December 1971; redesignated Air Force Manpower and Personnel Center, 30 June 1978.

AIR FORCE MEDICAL SERVICE CENTER (AFMSC). Constituted as Air Force Medical Service Center and activated as a Separate Operating Agency, 1 July 1978.

AIR FORCE NATIONAL GUARD AIR ALERT PILOTS. Officers of the Air Force National Guard who are authorized to augment active Air Force Units for short periods of active duty to perform air alert duty.

TABLE F-1 (Continued)  
GLOSSARY

- AIR FORCE OFFICE OF SECURITY POLICE (AFOSP). Constituted as Air Force Office of Security Police and activated as a Separate Operating Agency, 1 September 1979.
- AIR FORCE OFFICE OF SPECIAL INVESTIGATIONS (AFOSI). Constituted as Air Force Office of Special Investigations and activated as a Separate Operating Agency, 31 December 1971.
- AIR FORCE PERSONNEL. Air Force Military personnel on active duty, not including Air Force Academy cadets or personnel on active duty for training.
- AIR FORCE RESERVE (AFRES, AFR OR USAFR). Constituted as Air Force Reserve and activated as a Separate Operating Agency, 21 June 1968; organized, 1 August 1968; status changed from a Separate Operating Agency to a Direct Reporting Unit, 1 July 1978.
- a. ACTIVE DUTY FOR PAY ONLY. Reservists assigned to training categories which provide for pay only for their annual two-week tours or other special Annual Active Duty (AAD) tours. They may participate in additional inactive duty for training but for points only.
  - b. ACTIVE DUTY (AD) FOR TRAINING. A tour of AD reserve training under orders which provide for automatic reversions to the Air Reserve Forces (ARF) not on AD when the specified period of AD is completed. It includes annual tours, special tours, school tours, and the initial tour performed by enlistees without prior military service.
  - c. DRILL PAY STATUS RESERVISTS. Reservists assigned to reserve sections in which they are authorized to receive pay for inactive and active duty training performed.
  - d. FULL TIME. Consists of selected reservists on active duty to provide unit and augmentation support to the Ready Reserve.
  - e. INACTIVE DUTY TRAINING. Training performed by a USAFR member (while not on Active Duty (AD)) for which pay and point credit may be authorized.
  - f. INDIVIDUAL MOBILIZATION AUGMENTEE: A Ready Reserve member not in a unit organized to serve as a unit but assigned against an individual manpower authorization, normally in, but not limited to, a Regular Air Force unit.
  - g. NON-PRIOR SERVICE PERSONNEL. Individuals who do not hold and have never held status as members of any other armed service including any Reserve component. They are subject to the initial active duty training tour for a minimum of 12 weeks.
  - h. OBLIGATED SERVICE SECTION (ORS). The ORS is an active status section of the Ready Reserve administered by the Air Reserve Personnel Center (ARPC). Individuals without assignments who have an unfulfilled Military Service Obligation or active service obligations are assigned to ORS pending completion or termination of their obligation.

TABLE F-1 (Continued)

GLOSSARY

- i. READY RESERVE. Consists of units and individual members of the ARF liable for involuntary order to Extended Active Duty (EAD) in time of war or national emergency, or to any situation that the national security requires.
  - j. REINFORCEMENT DESIGNEE. A Ready Reserve member assigned to an Air Reserve Squadron, the Ready Reinforcement Personnel Section of the Obligated Reserve Section. They represent a pool resource providing the Air Force with an added manning capability for needs which can be anticipated but which cannot be precisely established by grade and AFSC. They are in nonpay status.
  - k. RESERVE OFFICER REPRESENTATION ON AIR FORCE STAFFS (STATUTORY TOURS). USAFR officers assigned under 10 U.S.C 265, 8033, 8019 to USAF staff position and Major Commands to formulate plans and policies affecting the USAFR.
  - l. RETIRED RESERVE. Consists of USAFR members who, on the basis of law, have been determined eligible for retirement with or without pay and who are assigned upon their request or by law to the Retired Reserve.
  - m. STANDBY RESERVE. Consists of the Nonaffiliated Reserve Section (NARS) (Active Status) and the Inactive Status List Reserve Section (ISLRS) assigned to and administered by ARPC. Members may only be ordered to EAD in time of war or national emergency declared by Congress.
- AIR FORCE SERVICE INFORMATION AND NEWS CENTER (AFSINC). Constituted as Air Force Service Information and News Center and activated as a Separate Operating Agency, 1 June 1978.
- AIR FORCE SYSTEMS COMMAND (AFSC). Established as Research and Development Command, 23 January 1950; organized as a Major Command, 1 February 1950; redesignated Air Research and Development Command, 16 September 1950; redesignated Air Force Systems Command, 1 April 1961.
- AIR FORCE TEST AND EVALUATION CENTER (AFTEC). Constituted as Air Force Test and Evaluation Center and activated as a Separate Operating Agency, 1 January 1974.
- AIRLIFT. Deployment of personnel, equipment and supplies.
- AIR NATIONAL GUARD SUPPORT CENTER (ANGSC). Constituted as Air National Guard Support Center, 10 May 1979; activated as a Direct Reporting Unit, 1 June 1979.
- AIR TRAINING COMMAND (ATC). Established as a Major Command under designation of Air corps Flying Training Command, 23 January 1942; redesignated Army Air Forces Flying Training Command, March 1942; redesignated Army Air Forces Training Command, 31 July 1943; redesignated Air Training Command, 1 July 1946.
- ALASKAN AIR COMMAND (AAC). Constituted as Alaskan Air Force, 28 December 1941; activated as a Major Command, 15 January 1942; redesignated Eleventh Air Force, 5 February 1942; redesignated Alaskan Air Command, 18 December 1945.

TABLE F-1 (Continued)  
GLOSSARY

ALBERT F. SIMPSON HISTORICAL RESEARCH CENTER (AFSHRC). Constituted as Albert F. Simpson Historical Research, Center, 25 May 1979; activated as a Direct Reporting Unit, 1 July 1979.

ALCM. Air Launched Cruise Missile.

AMRAAM. Advanced Medium Range Air-To-Air Missile.

APPROPRIATION. Funds enacted by Congress to provide to the Air Force dollars for acquiring, implementing, operating, maintaining, and supporting its missions, functions, and activities. Before FY 1971, the aircraft, missile, and other procurement appropriations were no-year accounts, that is, available for obligation until expended. Since FY 1971, these appropriations have been designated multiple year appropriations and are available for obligation for three years. Example: FY 1982 funds made available for these appropriations will expire for obligation purposes on 30 September 1984 and lapse for disbursement purposes on 30 September 1986. The Research, Development, Test and Evaluation appropriation (also a no-year account before FY 1971) is now a multiple year appropriation, but available for obligation only for two years, Example: FY 1982 funds made available for this appropriation will expire for obligation purposes on 30 September 1983 and lapse for disbursement purposes on 30 September 1985. Military Construction was a no-year account before FY 1979. Subsequent to FY 1979 the appropriation was designated as a multiple-year (5-year) appropriation by Congress. Examples: 1982 funds made available will expire for obligation purposes on 30 September 1986 and lapse for disbursement purposes on 30 September 1988. Single-year appropriation such as FY 1982 Operation and Maintenance (O&M); Military Personnel; Reserve Personnel Air Force; O&M Air Force Reserve; O&M National Guard; National Guard Personnel, Air Force; etc., will expire for obligation purposes on 30 September 1982. (AFR 173-13/Atch 1/1 Feb 82)

APPROPRIATION ACCOUNT. An account established to make amounts available for obligation and expenditure from the Treasury. Appropriation accounts include not only accounts to which money is appropriated, but also revolving funds, working funds, trust funds, etc. Appropriation accounts do not include official deposit funds. (AFR 173-13/Atch 1/1 Feb 82)

APPROPRIATION 3010: AIRCRAFT PROCUREMENT. Provides for fabricating and procuring aircraft weapon systems, modifications, direct group support equipment, aircraft industrial facilities, spares and repair parts, war consumables, miscellaneous aircraft requirements, and first destination transportation. It includes procuring Air Force Stock Fund items (except from the stock fund), base procurement, contract technical services, engineering data, installing prototype modification under HQ USAF approved-and-directed modernization and maintenance programs, and labor required for Class IV and V modifications, when the aircraft are a part of the scheduled modernization program. (AFR 173-13/Atch 1/1 Feb 82)

TABLE F-1 (Continued)  
GLOSSARY

APPROPRIATION # 3020: MISSILE PROCUREMENT. Provides for fabricating and procuring missile weapon systems, operational space systems, modifications, spares and repair parts, component improvements, industrial facilities, miscellaneous missile requirements, first destination transportation, site activation, and technical data. It excludes procuring Air Force Stock Fund items (except from the stock fund), base procurement, and contract technical services. (AFR 173-13/Atch 1/1 Feb 82)

APPROPRIATION 3080: OTHER PROCUREMENT. Provides for fabricating and procuring direct and indirect ground weapon support material (munitions and associated equipment, vehicular equipment, electronic and telecommunication equipment, other base maintenance and support equipment), other industrial facilities, equipment modifications, investment-type spares, and first destination transportation. It includes installation and replacement of equipment, production, product improvement, testing, technical data and handbooks procured with end item equipments. (AFR 173-13/Atch 1/1 Feb 82)

APPROPRIATION 3300: MILITARY CONSTRUCTION. Provides for acquiring, constructing, installing and equipping temporary or permanent public works, military installations, and facilities for the Regular Air Force. It includes planning and design, major construction (inside and outside of the United States), minor construction, and support activities. (AFR 173-13/Atch 1/1 Feb 82)

APPROPRIATION 3400: OPERATION AND MAINTENANCE: Provides for financing day-to-day operating and maintenance cost of Air Force activities. These funds include amounts for pay of civilians, contract services for maintenance of equipment and facilities, fuel, supplies, and repair parts for weapon systems and equipment. (AFR 173-13/Atch 1/1 Feb 82)

APPROPRIATION 3500: MILITARY PERSONNEL. Provides for military personnel costs including pay and allowances for officers, enlisted personnel, and cadets; subsistence of enlisted personnel; movements-permanent change of station (PCS); and other military personnel costs such as apprehension of deserters, interest on enlisted personnel's deposits, and death gratuities. (AFR 173-13/Atch 1/1 Feb 82)

APPROPRIATION 3600: RESEARCH, DEVELOPMENT, TEST AND EVALUATION (RDT&E). Provides for research, development, test and evaluation, and for operating and maintaining R&D facilities, for examples, technology base, advanced technology development, strategic programs, tactical programs, intelligence and communications programs, and program-wide management and support. (AFR 173-13/Atch 1/1 Feb 82)

TABLE F-1 (Continued)

GLOSSARY

APPROPRIATION REIMBURSEMENT. Amounts collected or to be collected for commodities, work or service furnished or to be furnished to another appropriation or fund or to an individual, firm or corporation which by law may be credited to an appropriation or fund account. Amounts to be collected include accounts receivable, reimbursements earned but not billed and amounts anticipated for the remainder of the year. They may also include inter-agency orders accepted and on hand for which delivery has not been made, to the extent that this order is a valid obligation of this ordering agency and the collection will be credited to the appropriation being reported.

APPROVED PROGRAM. Scope and dollar amount approved for implementation of construction and funding by appropriate authority of Office of the Secretary of Defense and/or the Office of Management and Budget through appointment or program clearance.

ASAT. Anti-Satellite (Space Defense and Operations).

B-52 CMI. B-52 Cruise Missile Integration.

B-52 OAS. B-52 Offensive Avionics System.

BASE YEAR. A point of reference representing a fixed price level; usually defined as the fiscal year of initial funding on a program, for example, base year FY 1975 for the F-16, or fixed point in time for starting and index. (AFR 173-2)

BASE-YEAR DOLLARS. Constant dollars of a specified program base year, normally the year of the development estimate.

BUDGET PROGRAM. A subdivision established under an appropriation to identify a significant segment of Air Force operations.

C-1 FULLY READY. An organization fully capable of performing the mission(s) for which it is organized or designed.

C-2 SUBSTANTIALLY READY. An organization capable of performing the mission(s) for which it is organized or designed but having minor deficiencies which reduce its effectiveness.

C-3 MARGINALLY READY. An organization with major deficiencies of such magnitude as to limit severely its capability to perform the mission(s) for which it is organized or designed.

C-4 NOT READY. An organization not capable of performing the mission(s) for which it is organized or designed.

C-5 SERVICE PROGRAMMED NOT COMBAT READY. A unit which, due to service programs, does not possess the prescribed wartime resources or cannot perform the wartime mission for which it is organized, designed, or tasked.



TABLE F-1 (Continued)  
GLOSSARY

CHARGEABLE MILITARY PERSONNEL:

1. All USAF Military Personnel on Extended Active Duty who are authorized and assigned to active Air Force Units against position spaces which are chargeable against USAF Authorized Manpower Ceilings.
2. USAF Academy Cadets.
3. Air Force National Guard Air Alert Pilots.

CONSTANT-YEAR DOLLARS. The purchasing power of a dollar of any specific year, past, present, or future.

CONUS OTH-B RADAR. Continental United States over the Horizon-Backscatter Radar.

CURRENT OR THEN-YEAR DOLLARS. Price level at the time expenditures are actually made; includes estimated inflation for out-years.

DEPARTMENT OF AIR FORCE MILITARY PERSONNEL. Military personnel who have been commissioned, appointed, enlisted, or recalled in the United States Air Force.

DEPLOYMENT AREA.

CONTINENTAL - North America and Caribbean Area  
FAR EAST - The Pacific Ocean Area  
EUROPE - Continental Europe, British Isles and  
North Africa

DISBURSEMENT. The amount of expenditure checks issued and cash payments made, net of refunds received. Disbursements include all advances.

DMSP. Defense Meteorological Satellite Program.

DRILL PAY STATUS RESERVISTS. Reservists assigned to reserve sections in which they are authorized to receive pay for inactive and active duty for training performed.

DRONE. Any aircraft or missile modified or produced as a target for weapon evaluation or crew training, or for reconnaissance, and which has incorporated into its prime design the capability to be flown by remote control.

DSCS III. Defense Satellite Communications System III.

DSP. Defense Support Program.

TABLE F-1 (Continued)  
GLOSSARY

ELECTRONIC SECURITY COMMAND (ESC). Established as United States Air Force Security Service, 20 October 1948; organized as a Major Command, 26 October 1948; redesignated Electronic Security Command, 1 August 1979.

EXPENDITURE. Payment of obligations.

FIRST TERM AIRMAN. A regular Air Force Airman with no prior military service, serving on his/her first enlistment in the United States Air Force.

FMC. Fully Mission Capable.

FLYAWAY COST. Airframe, Propulsion Equipment, Electronics, Armament, Avionics, Installed Government-Furnished Equipment, Nonrecurring Production Costs.

FLYING HOURS--MISSION (FH/M). For combat unit aircraft, the average annual flying hours flown on missions such as exercises, deployments, and those directed by higher headquarters. Hours scheduled specifically for the accomplishment of individual or crew proficiency training requirements are excluded. For combat support unit aircraft, these are the average quarterly flying hours flown in performance of the assigned unit mission. (AFR 173-13/Atch 1/1 Feb 82)

FULL TIME. Consists of selected reservists on active duty to provide unit and augmentation support to the Ready Reserve.

FUND. A sum of money or other resource authorized by law to be set aside and to be used or expended only for specified purposes.

LANTIRN. Low Altitude Navigation and Targeting Infrared System for Night.

GUIDED MISSILE. Unmanned, self-propelled vehicle designed to move in a trajectory or flight path all or partially above the earth's surface and whose trajectory or course, while the vehicle is in motion, is capable of being controlled remotely or by homing systems, or by inertial and/or programmed guidance from within. This term does not include space vehicles, space boosters, or Naval torpedoes, but it does include target and reconnaissance drones.

INACTIVE AIRCRAFT. Aircraft which are exempt from reporting.

INACTIVE DUTY TRAINING. Training performed by a USAFR member (while not on Active Duty (AD)) for which pay and point credit may be authorized.

TABLE F-1 (Continued)  
GLOSSARY

INDICES.

(a) Raw. An annual compounding of escalation or inflation rates from a fixed point of reference, designated as 100 or 1.0 and called the base year.

(b) Weighted. A combination of raw escalation or inflation indices and outlay rates that indicates the amount of escalation occurring over the entire period of time that is required to expend TOA. (AFR 173-2)

MAJOR FORCE PROGRAM (MFP). The first breakout of the Five Year Defense Program consisting of ten programs that are organized so that a basic distinction can be made between: (a) activities directly related to defense posture on which independent decisions can be made ("Strategic Forces," for example), and (b) activities whose size and resources are essentially dependent on the size and position of the independent activities ("Administration," for example.) MFPs are displayed so that the force-oriented (independent) programs are listed ahead of the support (dependent) programs. (AFR 173-13/Atch 1/1 Feb 82)

MAJOR INSTALLATIONS. (Two-Part Definition). A major installation is one at which full-time flying or missile operations are conducted either by a permanently assigned squadron, its equivalent, or higher Active or Reserve Air Force Units (It may be an Air Force or other Service installation or a civil airport.)

A major installation is also one at which flying or missile operations are not conducted, but which does have assigned to it a wing head-quarters, its equivalent, or a higher level Air Force organization.

MC. Mission Capable.

MILITARY AIRLIFT COMMAND (MAC). Established as Military Air Transport Service and organized as a Major Command, 1 June 1948; redesignated Military Airlift Command, 1 January 1966.

MILITARY STRENGTH BY COMMAND. All USAF Military Personnel (Permanent Party and Pipeline) who are assigned to active Air Force Units. This strength is composed of individuals, regardless of chargeability to military personnel ceilings, who as individuals are under the jurisdiction of the Secretary of the Air Force.

MINOR INSTALLATIONS. Include auxiliary air fields, missile sites, electronics stations or sites, general support annexes, and Air National Guard installations.

TABLE F-1 (Continued)  
GLOSSARY

MISSION, DESIGN, AND SERIES (MDS). Air Force Regulation 82-1, dated 27 March 1974, "Designated and Naming Defense Equipment (Military Aircraft, Rockets, and Guided Missiles)," established a uniform system for designating and naming military aircraft and missiles. DOD Directive 4120.15-L, 15 April 1974, "Model Designation of Military Aircraft. Rockets and Guided Missiles," lists the current designation for each of these aerospace vehicles.

An alphanumeric code used to identify a specific type of aircraft. The Mission symbol, "a letter", is used to denote the primary function or capability of an aircraft (for example, "F" in F-4, for fighter). The Design number denotes different aircraft with the same function (for example, "4" in F-4, as opposed to "15" in F-15). The Series symbol, "a letter", is used to denote that significant differences exist between related aircraft because of follow-on production or major modification (for example, "C" in F-4C, as opposed to "D" F-4D). In certain cases, another letter can precede the MDS designation. This letter is used to indicate that the particular aircraft no longer has the same characteristics as others of the same MDS; (for example, "R" in RF-4C, as opposed to F-4C). This application is termed "modified Mission symbol." Another example is "Y" in YF-4E, as opposed to F-4E. This application is termed "status prefix symbol." The modified Mission symbol indicates that the aircraft has more or different mission capabilities than others of the same MDS. The status prefix symbol indicates that the aircraft is not standard configuration and, therefore, not usable in a standard force unit.

MOBILIZATION AUGMENTEE. A Ready Reserve member not in a unit organized to serve as a unit but assigned against an individual manpower authorization, normally in, but not limited to, a Regular Air Force unit.

NAVSTAR GPS. Navstar Global Positioning System.

NMCB. Not Mission Capable Both Supply and Maintenance.

NMCM. Not Mission Capable Maintenance.

NMCS. Not Mission Capable Supply.

NON-CHARGEABLE MILITARY PERSONNEL. All Military Personnel on Extended Active Duty who are authorized and assigned to active Air Force Units against position spaces which are an addition to and not chargeable against USAF Authorized Manpower Ceilings.

NON-PRIOR SERVICE PERSONNEL. Individuals who do not hold and have never held status as members of any other armed service including any Reserve component. They are subject to the initial active duty training tour for a minimum of 12 weeks.

OBLIGATED RESERVE SECTION (ORS). The ORS is an active status section of the Ready Reserve administered by the Air Reserve Personnel Center (ARPC). Individuals without assignments who have an unfulfilled Military Service Obligation or active obligations are assigned to ORS pending completion or termination of their obligation.

TABLE F-1 (Continued)

GLOSSARY

OBLIGATION. The amount of an order placed, contract awarded, or service received, or any transaction which establishes a legal requirement for the ultimate disbursement of funds.

OBLIGATIONS INCURRED. Amounts of orders placed, contracts awarded, services received, and similar transactions during a given period requiring future payment of money.

OPERATING LOCATION. A permanent duty station of an individual. A station is considered permanent if the orders either specify no period or a period of three months or longer.

OUTLAYS. Gross payments less reimbursements, refunds, and loan repayments received and credited to the appropriation or fund account. Consists of expenditures and net lendings. The terms "outlay" and "expenditures" are virtually synonymous for the Air Force, since the only difference is a relatively insignificant amount of net lending.

PACIFIC AIR FORCES (PACAF). Constituted as Far East Air Forces, 31 July 1944; activated as a Major Command, 3 August 1944; redesignated Pacific Air Command, U.S. Army, 6 December 1945; redesignated Far East Air Forces, 1 January 1947; redesignated Pacific Air Forces, 1 July 1957.

PERMANENT PARTY PERSONNEL. Those USAF personnel assigned to an Air Force unit to perform their principal duty in the furtherance of the unit's mission and who are chargeable against the specific authorizations of the unit. This includes assigned overstrength.

PIPELINE PERSONNEL. Those USAF personnel assigned to an Air Force unit temporarily of the purpose of training or hospitalization, i.e., those who are temporarily ineffective. Such personnel are not chargeable against the specific authorizations of the unit to which they are assigned while in a pipeline status. Pipeline is composed of students and patients.

PLSS. Precision Location Strike System.

PMC. Partially Mission Capable.

PRIOR SERVICE ENLISTMENTS.

1. Former regular airmen who have served a continuous period of duty.
2. Former commissioned or warrant officers who have been separated from the Air Force and who have enlisted in the Regular Air Force as airmen.
3. Former enlisted or inductees of the Army or the Navy who have served on active duty military service for a continuous period.
4. Former enlisted members of a Reserve component of the Air Force who have served on active military service.

TABLE F-1 (Continued)

GLOSSARY

PROCUREMENT COST. Flyaway Cost plus: Peculiar Ground Support Equipment, Peculiar Training Equipment, Publications, Technical Data, Contractor Technical Services, Installation and Checkout, Factory Training, and Initial Spares.

PROGRAM ACQUISITION COST. (As shown in SAR): Procurement Costs plus Research Development Test and Evaluation, and as Appropriate, Military Construction and Operations & Maintenance.

PROGRAM YEAR. A fiscal year in the Five-Year Defense Program that ends not earlier than the second year beyond the current calendar year. Thus, during Calendar Year 1983, the first Program Year is 1985.

READY RESERVE. Consists of units and individual members of the ARF liable for involuntary order to Extended Active Duty (EAD) in time of war or national emergency, or to any situation that the national security requires.

REENLISTMENT. Airmen who enlist in the Regular Air Force within 90 days after separation from active Air Force duty. This applies to first term and career airmen.

REGULAR AIR FORCE PERSONNEL. Department of the Air Force Military Personnel who by enlistment, appointment, or commission are members of the Regular Air Force.

REINFORCEMENT DESIGNEE. A Ready Reserve member assigned to an Air Reserve Squadron, the Ready Reinforcement Personnel Section of the Obligated Reserve Section. They represent a pool resource providing the Air Force with an added manning capability for needs which can be anticipated but which cannot be precisely established by grade and AFSC. They are in nonpay status.

RESERVE OFFICERS TRAINING CORPS (ROTC). A training corps with units established at civilian educational institutions to qualify students for appointment as Reserve Officers.

RESERVE OFFICER REPRESENTATION ON AIR FORCE STAFFS (STATUTORY TOURS). USAFR officers assigned under 10 U.S.C. 265, 8033, 8019 to USAF staff positions and Major Commands to formulate plans and policies affecting the USAFR.

RETIRED RESERVE. Consists of USAFR members who, on the basis of law, have been determined eligible for retirement with or without pay and who are assigned upon their request or by law to the Retired Reserve.

STANDBY RESERVE. Consists of the nonaffiliated Reserve Section (Active Status) and the Inactive Status List Reserve Section (ISLRS) assigned to and administered by ARPC. Members may only be ordered to EAD in time of war or national emergency declared by Congress.

TABLE F-1 (Continued)  
GLOSSARY

STRATEGIC AIR COMMAND (SAC). Constituted as Continental Air Forces, 13 December 1944; activated as a Major Command, 15 December 1944; redesignated Strategic Air Command, 21 March 1946.

STUDENTS. Personnel assigned in a training status to a unit charged with administration of individuals attending a formal course of instruction at a Service or civilian school or a base military training course.

TACTICAL AIR COMMAND (TAC). Established and activated as a Major Command, 21 March 1946; reassigned, as an operational command to Continental Air Command, 1 December 1948; made an operational and administrative command under Continental Air Command, 20 September 1950; returned to status of Major Command, 1 December 1950.

UNITED STATES AIR FORCE ACADEMY (USAFA). Established, 27 July 1954; activated as a Separate Operating Agency, 14 August 1954; status changed from a Separate Operating Agency to a Direct Reporting Unit, 1 September 1978.

UNITED STATES AIR FORCES IN EUROPE (USAFE). Constituted as Eighth Air Force, 19 January 1942; activated as a Major Command, 28 January 1942; redesignated United States Air Strategic Air Forces in Europe, 22 February 1944; redesignated United States Air Forces in Europe, 7 August 1945.

USAFA CADET. U.S. Air Force Academy Cadet. USAFA Cadets are not assigned to activate organized Air Force units. Students are assigned to the USAF academy for training and ultimate commissioning as Regular Air Force officers. These personnel are not considered part of active forces but are chargeable to the active force ceiling.

WAR READINESS MATERIEL (WRM). Quantities of materiel necessary to assure immediate availability of resources to support the initial phase of approved Air Force war plans in the event of an emergency.

1947th ADMINISTRATIVE SUPPORT GROUP. Designated as 1947th Administrative Support group, 21 June 1978; activated as a Direct Reporting Unit, 30 June 1978.

