

DEPARTMENT OF THE AIR FORCE  
HEADQUARTERS UNITED STATES AIR FORCE  
WASHINGTON, D.C.



1 SEP 1978

REPLY TO  
ATTN OF: ACMC

SUBJECT: Declassification of Statistical Digest (Your ltr, 25 Aug 78)

TO: AF/CVAH(S)

All editions of the USAF Statistical Digest for the years 1945 thru 1963 are UNCLASSIFIED IAW Executive Order 11652 and downgrading instructions in AFR 205-1. Statistical Digests from 1964 thru 1977 are CLASSIFIED IAW instructions on the individual pages. Additional security information can be obtained from the office of primary responsibility.

*K.M. O'Ver*

K.M. OLVER, Colonel, USAF  
Chief, Cost Analysis & Mgt Div  
Directorate of Cost & Management Analysis

2003

AFS110-T-5-56/99

**UNITED STATES AIR FORCE  
STATISTICAL DIGEST  
FISCAL YEAR 1955**

*Tenth Edition*

This document contains information affecting the national defense of the United States within the meaning of the Espionage Laws, Title 18 U.S.C., Sections 793 and 794. The transmission or the revelation of its contents in any manner to an unauthorized person is prohibited by law.

Retain or destroy this copy in accordance with AFR 205-1. Do not return.

Prepared By:

Directorate of Statistical Services  
Deputy Chief of Staff, Comptroller  
Headquarters, USAF  
Washington, D. C.



AIR FORCE REGULATION )  
NO. 5-24 )

DEPARTMENT OF THE AIR FORCE  
WASHINGTON, 20 SEPTEMBER 1948

PUBLICATIONS

United States Air Force Statistical Digest

	Paragraph
Official Statistical Yearbook . . . . .	1
Distribution . . . . .	2

1. Official Statistical Yearbook. The "United States Air Force Statistical Digest" prepared, published, and distributed by Headquarters USAF (Directorate of Statistical Services, Office of Comptroller) is hereby designated as the official Air Force statistical yearbook for the presentation of summary statistics on all phases of Air Force activity, strength, and operations.

2. Distribution. A limited distribution of this digest will be made as determined by Headquarters USAF.

BY ORDER OF THE SECRETARY OF THE AIR FORCE:

HOYT S. VANDENBERG  
Chief of Staff, United States Air Force

OFFICIAL:

L. L. JUDGE  
Colonel, USAF  
Air Adjutant General

DISTRIBUTION:

B

\* This Regulation supersedes AFL 5-3, 28 April 1947.

## FOREWORD

The "USAF Statistical Digest" (Short Title USAFSD-55) summarizes in one document the volume of statistical data collected and published by various offices in Headquarters, United States Air Force and certain major commands. It is to be used as the official basic reference document for the period and areas covered.

The Fiscal Year 1955 edition is the tenth edition of the series. Original editions - Army Air Force Statistical Digest (World War II) and supplement Number 1, 1945 were followed by AAF Statistical Digest, 1946 and USAF Statistical Digest 1947. The 1946 and 1947 editions made Air Force statistics available in summarized form, available as far back as possible, with the exception of Combat Operations. This data is found only in the 1945 edition. The 1948 issue was the first strictly annual publication. The present issue, and the 1949, 1950, 1951, 1952, 1953 and 1954 editions are organized on a Fiscal Year basis.

Immediately following the Table of Contents is a Major Air Command Directory, containing information which is appropriate to all data included in this issue. Definitions appropriate to only one area will be found in an introductory statement preceding the Part in question. Tables indicated in the headnote as "New Tables" are tables which were not included in the FY 54 edition of this publication.

Sources of the majority of the data are the published and unpublished records of the Directorate of Statistical Services. The balance of the data was furnished by other agencies as noted in source reference data.

Correspondence relative to the content of this document as well as recommendation for new material for inclusion should be addressed to the Director of Statistical Services, Headquarters United States Air Force, Washington 25, D.C.

TABLE OF CONTENTS

iii

Page Number

Air Force Regulation 5-24 . . . . .	I
Foreward . . . . .	II
Major Air Command Directory . . . . .	XV
Headquarters USAF Organization Chart . . . . .	XVII

PART I - AIR FORCE UNITS AND CAPABILITIES

Introduction and Definitions . . . . .	1
Table 1 Summary of Active USAF Organizations - As of 30 June 1955 . . . . .	2
Table 2 USAF Combat and Troop Carrier Wings and Squadrons, World-Wide Continental U.S. and Overseas, by Type - FY 1955 . . . . .	3
Table 3 USAF Combat and Troop Carrier Wings and Squadrons, by Command, by Type-FY 1955 . . . . .	7
Table 4 Combat and Troop Carrier Wings and Squadrons, World-Wide, by Type, Quarterly, FY 1954 . . . . .	13
Table 5 Combat and Troop Carrier Wings and Squadrons, World-Wide, by Type, Quarterly, FY 1952 - FY 1953 . . . . .	14
Table 6 Combat and Troop Carrier Groups and Squadrons, World-Wide, by Type, Quarterly, FY 1948 - FY 1951 . . . . .	15
Table 7 Combat and Troop Carrier Groups and Squadrons, World-Wide, by Type, Quarterly, FY 1942 - FY 1947 . . . . .	16
Table 8 USAF Combat and Troop Carrier Wings and Airlift Support Forces Equipped by Type of Aircraft Possessed - FY 1955 . . . . .	17
Table 9 USAF Combat and Troop Carrier Wings and Airlift Support Forces Equipped by Type of Aircraft Possessed - FY 1951 - FY 1954 . . . . .	18
Table 10 Aircraft and Crews in Combat and Airlift Units - by Quarter - FY 1955 . . . . .	19
Table 11 Aircraft and Crews in Combat and Airlift Units - By Fiscal Year 1954 . . . . .	21
Table 12 Aircraft and Crews in Combat and Airlift Units - By Fiscal Years 1952 and 1953 . . . . .	22
Table 13 Aircraft and Crews in Combat and Airlift Units - By Fiscal Years 1950 and 1951 . . . . .	23
Table 14 Operational Readiness of Combat and Troop Carrier Wings - Fiscal Year 1955 . . . . .	24

PART II - FLIGHT OPERATIONS

Introduction and Definitions . . . . .	25
Table 15 USAF Flight Operations World-Wide by Type and Model of Aircraft . . . . .	26
Table 16 USAF Flight Operations by Command . . . . .	36
Table 17 Summary of USAF Flight Operations by Type of Activity - Fiscal Year 1955 . . . . .	37
Table 18 USAF Flight Operations by Type of Activity, Quarterly, Fiscal Year 1955 . . . . .	38

PART III - SAFETY  
FLYING SAFETY

Introduction and Definitions . . . . .	41
Table 19 Flying Hours, Number and Rates of Major Accidents, Fatal Accidents and Fatalities 1921 through 1955 . . . . .	42
Table 20 USAF and ANG Aircraft Accidents and Rates - by Command - FY 1955 . . . . .	43
Table 21 USAF and ANG Aircraft Accidents and Rates/By Type and Model - FY,1955 . . . . .	45
Table 22 USAF Bailment/Loan Accidents, by Command, Fiscal Year 1955 . . . . .	50
Table 23 USAF Bailment/Loan Accidents, by Type and Model of Aircraft, Fiscal Year 1955 . . . . .	50
Table 24 Factors Causing USAF and ANG Major Aircraft Accidents - FY 1955 . . . . .	51
Table 25 Selected Conditions Affecting USAF/ANG Major Aircraft Accidents - FY 1955 . . . . .	55
Table 26 USAF and ANG Major Aircraft Accidents - By Phase of Operation - FY 1955 . . . . .	59
Table 27 Personnel Fatalities and Injuries in USAF/ANG Aircraft Accidents - FY 1955 . . . . .	63
Table 28 USAF Major Accidents by Mission of Flight - FY 1955 . . . . .	66

GROUND SAFETY

Definitions . . . . .	67
-----------------------	----

INJURY EXPERIENCE

Table 29 Summary - USAF Ground Accident Experience, World-Wide - 1 January 1949 thru 30 June 1955 . . . . .	70
Table 30 USAF Military Personnel Injury Experience, World-Wide - FY 1955 . . . . .	72
Table 31 USAF Civilian Personnel Injury Experience, World-Wide - FY 1955 . . . . .	72
Table 32 USAF Motor Vehicle Accident Experience, World-Wide - FY 1955 . . . . .	72
Table 33 USAF Military Personnel Injury Experience, by Command - FY 1955 . . . . .	73
Table 34 USAF Civilian Personnel Injury Experience, by Command - FY 1955 . . . . .	73
Table 35 USAF Motor Vehicle Disabling Injury Experience - FY 1955 . . . . .	74
Table 36 Private Motor Vehicle Disabling Injury Experience - FY 1955 . . . . .	74
Table 37 USAF Military Personnel Disabling Injury Experience by Duty Status - FY 1955 . . . . .	75

		Page Number
<b>PART III - SAFETY (CONTINUED)</b>		
<b>GROUND SAFETY (CONTINUED)</b>		
<b>EXPERIENCE AND COST</b>		
Table 38	Cost Analysis of USAF Ground Accident Experience - FY 1955 . . . . .	76
Table 39	Cost Analysis of USAF Military Personnel Injury Experience - FY 1955 . . . . .	77
Table 40	Cost Analysis of USAF Civilian Personnel Injury Experience - FY 1955 . . . . .	78
Table 41	USAF Ground Accident Cost Analysis by Cost Per Capita, by Command - FY 1955 . . . . .	79
Table 42	USAF Motor Vehicle Ground Accident Experience - FY 1955 . . . . .	80
Table 43	USAF Aircraft Damaged from Ground Accidents - FY 1955 . . . . .	81
<b>PART IV - AIRCRAFT - MATERIEL</b>		
	Introduction and Definitions . . . . .	83
Table 44	U. S. Military Aircraft Acceptances by Recipient, Semi-Annual, FY 1955 . . . . .	84
Table 45	Summary of USAF Aircraft Acceptances - Units and Airframe Weight, by Recipient, Fiscal Years 1953, 1954 and 1955 . . . . .	88
Table 46	USAF Aircraft Acceptances by Engine Type, Monthly - Fiscal Year 1955 . . . . .	88
Table 47	USAF Aircraft Acceptances by Manufacturer and Recipient, Models Currently in Production - Fiscal Year 1955 . . . . .	89
Table 48	USAF Aircraft Procurement Programs by Fiscal Year Funding - Fiscal Years 1952 thru 1955 . . . . .	93
Table 49	USAF Acceptances of Guided Missiles, Guided Aircraft Rockets, and Target Drones - Fiscal Year 1955 and Prior . . . . .	94
Table 50	USAF Guided Missile, Guided Aircraft Rocket, and Target Drone Procurement Programs by Fiscal Year Funding - Through Fiscal Year 1955 . . . . .	95
Table 51	USAF World-Wide Inventory of Selected Items of Ammunition - Semi-Annual, Fiscal Year 1955 . . . . .	96
Table 52	Functional Distribution of USAF and Components Aircraft Inventory by Command Quarterly, Fiscal Year 1955 . . . . .	97
Table 53	Functional Distribution of USAF and Components Aircraft Inventory by Type - Quarterly, Fiscal Year 1955 . . . . .	101
Table 54	Functional Distribution of USAF Aircraft Inventory by Type, Quarterly, Fiscal Year 1955 . . . . .	103
Table 55	Functional Distribution Summary of USAF Aircraft Possessed - Quarterly, Fiscal Years 1950 thru 1955 . . . . .	105
Table 56	Calendar Age Distribution of USAF Airplanes - Quarterly, Fiscal Year 1955 . . . . .	106
Table 57	USAF Aircraft in Storage by Type and Model - Quarterly, Fiscal Year 1955 . . . . .	114
Table 58	USAF and Components Class O1Z Inventory - Quarterly, Fiscal Year 1955 . . . . .	115
Table 59	USAF and Components Aircraft Inventory Gains and Losses by Line Classification - Fiscal Year 1955 . . . . .	116
Table 60	USAF and Components Aircraft Inventory Gains and Losses by Type and Model - Fiscal Year 1955 . . . . .	118
Table 61	USAF and Components Aircraft Losses by Cause - Fiscal Year 1955 . . . . .	126
Table 62	Status and Line Classification of USAF Aircraft by Type and Model - Quarterly, Fiscal Year 1955 . . . . .	129
Table 63	USAF Average Active Aircraft In and Out of Commission by Command, Fiscal Year 1955 . . . . .	138
Table 64	USAF Average Active Aircraft In and Out of Commission by Type and Model - Fiscal Year 1955 . . . . .	139
<b>PART V - AIRCRAFT ENGINES</b>		
	Introduction and Definitions . . . . .	141
Table 65	Summary of USAF Aircraft Engine Acceptances and Average Unit Power by Type and Recipient - FY 1955 . . . . .	142
Table 66	Summary of USAF Aircraft Engine Acceptances, by Type, Model and Recipient - FY 1955 . . . . .	142
Table 67	USAF Aircraft Engine Acceptances by Manufacturer and Recipient, Models Currently in Production - FY 1955 . . . . .	143
Table 68	Inventory and Status of USAF Aircraft Engines in Continental U. S., Semi- Annual, FY 1955 . . . . .	147
Table 69	Inventory and Status of USAF Aircraft Engines in Oversea Areas, Semi- Annual - FY 1955 . . . . .	148
Table 70	World-Wide Inventory and Status of USAF Aircraft Engines for Recipients Other than USAF - Semi-Annual, FY 1955 . . . . .	149



TABLE OF CONTENTS

V

Page Number

**PART VI - AVIATION-FUEL AND OIL**

Introduction and Definitions . . . . .		157
Table 71	Inventory of USAF Aviation Fuel, Fiscal Years 1953, 1954 and 1955 . . . . .	158
Table 72	Base Issues of USAF Owned Aviation Fuel Fiscal Years 1953, 1954 and 1955 . . . . .	158
Table 73	Aviation Fuel Receipts from Industry, Fiscal Year 1955 . . . . .	159
Table 74	World-Wide USAF Aviation Fuel Inventory by Area Semi-Annual - Fiscal Year 1955 . . . . .	159
Table 75	Base Issues of USAF Aviation Fuel, by Recipient - Fiscal Year 1955 . . . . .	160
Table 76	Summary of USAF Aviation Oil Inventories, Fiscal Years 1953, 1954 and 1955 . . . . .	162
Table 77	World-Wide USAF Aviation Oil Inventory, Semi-Annual - Fiscal Year 1955 . . . . .	162
Table 78	Summary of Base Issues of USAF Aviation Oil, Fiscal Years 1953, 1954 and 1955 . . . . .	163
Table 79	Summary of Base Issues of USAF Aviation Oil, Fiscal Year 1955 . . . . .	163

**PART VII - STOCKPILING**

Introduction - Status of the USAF Strategic Materials Stockpiling Program . . . . .		165
Table 80	Status of the Material Stockpiling Program Within the Department of the Air Force, by Material as of 30 June 1955 . . . . .	166
Table 81	Status of the Strategic Material Stockpiling Program Within the Department of the Air Force, by Depot as of 30 June 1955 . . . . .	167

**PART VIII - RESEARCH AND DEVELOPMENT**

Table 82	Status of USAF Research and Development Funds - Fiscal Years 1950 thru 1955 . . . . .	169
Table 83	Department of the Air Force - Research and Development Appropriation Cumulative Obligations - by Command - As of 30 June 1955 . . . . .	170

**PART IX - UNIT AUTHORIZATION LIST**

Preface and Definitions . . . . .		173
Table 84	Monetary Value (World-Wide) of Organizational Unit Authorization List (UAL) Equipment, by Command - 30 September 1954 . . . . .	174
Table 85	Monetary Value (World-Wide) of Organizational Unit Authorization List (UAL) Equipment, by Cost Category - 30 September 1954 . . . . .	174
Table 86	Assets In-Use (World-Wide) of Organizational Unit Authorization List (UAL) Equipment, by Cost Category - 30 September 1954 . . . . .	175
Table 87	Distribution of In-Use Non-Stock Listed Items In Unit Authorization List System, by Command - 30 September 1954 . . . . .	176
Table 88	Distribution of In-Use Non-Stock Listed Items In Unit Authorization List System, by Property Sub-Class Code - 30 September 1954 . . . . .	177
Table 89	USAF Vehicle Inventory, by Major Air Command and Sub-Class Code - 30 June 1955 . . . . .	178

**PART X - FISCAL**

Introduction and Definitions . . . . .		179
Table 90	Department of the Air Force - Amounts Available for Obligation During FY 1955 Reflecting New Obligor Authority and the Application of Prior Year Unobligated Balances . . . . .	180
Table 91	Activity in Air Force Management Funds During FY 1955 . . . . .	182
Table 92	Obligations During FY 1955 Against Funds Available for Obligation during FY 55 . . . . .	184
Table 93	Department of the Air Force - Amounts Available for Expenditure and Expenditures during FY 1955 . . . . .	186
Table 94	Department of the Air Force - Expenditures Against FY 1955 Programs during FY 1955 . . . . .	188
Table 95	Department of the Air Force - Expenditures Against FY 1954 Programs during FY 1955 . . . . .	190
Table 96	Department of the Air Force - Expenditures Against FY 1953 Programs during FY 1955 . . . . .	192
Table 97	Department of the Air Force - Expenditures Against FY 1952 Programs during FY 1955 . . . . .	194
Table 98	Department of the Air Force - Expenditures Against FY 1951 Programs during FY 1955 . . . . .	196
Table 99	Department of the Air Force - Expenditures Against FY 1950 and Prior Years Programs during FY 1955 . . . . .	197
Table 100	Department of the Air Force - Status of Unliquidated Obligations at Beginning and end of FY 1955, Showing Obligations and Expenditures during FY 1955 . . . . .	198

TABLE OF CONTENTS

VI

Page Number

**PART XI - INSTALLATIONS, CONSTRUCTION, MANAGEMENT AND PRESERVATION COST, AND STORAGE**

Introduction . . . . .	201
Table 101 USAF Active Installations by Type and Command as of 30 June 1955 . . . . .	202
Table 102 USAF Installations by Type and Geographical Area as of 30 June 1955 . . . . .	202
Table 103 Status of USAF Military Construction Program Cumulative - Fiscal Year 1955 and Prior . . . . .	203
Table 104 Progress of USAF Military Construction Program - Fiscal Year 1955 . . . . .	203
Table 105 Real Estate Facilities Management and Preservation Cost, by Command as of 30 June 1955 . . . . .	204
Table 106 Real Estate Facilities Management and Preservation Cost, by Major Category as of 30 June 1955 . . . . .	204
Table 107 Utilization of USAF Covered Storage Space, by Command - as of 30 June 1955 . . . . .	205

**PART XII - MUTUAL DEFENSE ASSISTANCE PROGRAM (MDAP)**

Definitions . . . . .	207
Table 108 MDA Grant Aid Program by Recipient Country Cumulative Accomplishment Through FY 1955 . . . . .	208
Table 109 MDA Grant Aid Program by Materiel Category Cumulative Accomplishment Through FY 1955 . . . . .	209
Table 110 MDA Reimbursable Aid Program by Materiel Category Cumulative Accomplishment through FY 1955 . . . . .	209
Table 111 Aircraft Deliveries to MDAP Countries by Area Grant Aid and Offshore Procurement, FY 1955 and Prior . . . . .	210
Table 112 Aircraft Deliveries to MDAP Countries Under the USAF Reimbursable Air Program FY 1950 - 1955 . . . . .	213
Table 113 MDAP Aircraft Inventory by Type and Model - Quarterly, FY 1955 . . . . .	214
Table 114 MDAP Aircraft Inventory by Country, By Type and Model - Quarterly, FY 1955 . . . . .	215
Table 115 MDAP Aircraft Flying Hours by Type and Model - Quarterly, FY 1955 . . . . .	219
Table 116 MDAP Aircraft Flying Hours by Area and Country - FY 1955 . . . . .	220
Table 117 MDAP Aircraft Attrition by Type and Model - FY 1955 . . . . .	223
Table 118 Formal Training of Foreign Nationals Under the USAF MDA Grant Aid Program by Number of Spaces, Type of Training and Recipient Country Cumulative, FY 1950 thru 1955 . . . . .	224
Table 119 Training by Mobile Training Teams under USAF MDA Training Programs by Number of Teams, Personnel, Man Months, and Recipient Country, Cumulative, FY 1950 thru 1955 . . . . .	225
Table 120 USAF Mutual Defense Assistance Program - Technical Representatives, Assigned by Number and Recipient Area, FY 1950 thru 1955 . . . . .	225
Table 121 USAF Civilian Personnel in Salaried and Wage Board Groups Employed Under Mutual Defense Assistance Program (MDAP) - FY 1955 . . . . .	226

**PART XIII - PERSONNEL  
MILITARY PERSONNEL**

Definitions and Comments . . . . .	227
------------------------------------	-----

RATED PERSONNEL

Table 122 Departmental Strength of Officer Personnel by Aeronautical Status, by Flying Status, by Grade in Which Serving - FY 1955 . . . . .	236
Table 123 Departmental Strength of Officer Personnel by Flying Status, by Aeronautical Rating - FY 1955 . . . . .	237
Table 124 Departmental Strength of Officer Personnel by Aeronautical Status, by Flying Status, by Command - 31 December 1954 and 30 June 1955 . . . . .	238
Table 125 Departmental Strength of Officer Personnel on Flying Status, by Aeronautical Rating, by Age - 30 September 1954 and 31 May 1955 . . . . .	240

CREWS

Table 126 USAF Air Crews by Mission, by Type and Model Aircraft - FY 1954 and FY 1955 . . . . .	241
Table 127 USAF Crews by Mission, by Type and Model Aircraft, by Command - 31 December 1954 and 30 June 1955 . . . . .	244

CREW PERSONNEL

Table 128 USAF Air Crew Personnel, by Type and Model Aircraft, by Command - FY 1955 . . . . .	250
---	-----

TABLE OF CONTENTS

Page Number

PART XIII - PERSONNEL (CONTINUED)

MILITARY PERSONNEL (CONTINUED)

COMMAND STRENGTH

Table 129	Summary - Military Strength, by Type - 1 August 1907 thru 30 June 1955 . . .	258
Table 130	Peak Strength of Military Personnel by Fiscal and Calendar Year - June 1940 thru June 1955 . . . . .	264
Table 131	Command Strength Based on Operating Location by State, Continental U. S. - FY 1955 . . . . .	265
Table 132	Command Strength Based on Operating Location by Country Outside Continental U. S. - FY 1955 . . . . .	266
Table 133	Command Strength by Grade in which Serving, World-Wide - FY 1955 . . . . .	268
Table 134	Command Strength of General Officers by Grade in which Serving - FY 1955 . . . . .	269
Table 135	Command Strength by Type, by Personnel Identity, by Command - FY 1955 . . . . .	270
Table 136	Command Strength by Grade in which Serving, by Departmental Status - FY 1955 . . . . .	278
Table 137	Command Strength of Air Force Pipeline Personnel by Pipeline Category - FY 1955 . . . . .	280
Table 138	Command Strength by Departmental Status by Type of Personnel, World-Wide - FY 1955 . . . . .	281

DEPARTMENTAL STRENGTH

Table 139	Departmental Strength by Type of Personnel - FY 1955 . . . . .	281
Table 140	Departmental Strength of Regular Commissioned Officers by Grade in which Serving, by Control Branch - FY 1955 . . . . .	282
Table 141	Departmental Strength of General Officers by Permanent Grade, by Grade in which Serving - FY 1955 . . . . .	283
Table 142	Departmental Strength of Female Medical Officers by Grade in which Serving - FY 1955 . . . . .	283
Table 143	Departmental Strength of Female Personnel by Grade in which Serving, by Control Branch - FY 1955 . . . . .	284

DECORATIONS

Table 144	USAF Military Decorations and Awards - FY 1955 . . . . .	286
-----------	--	-----

PROMOTIONS

Table 145	Regular Officers Selected for Permanent Promotions - FY 1951 thru FY 1955	287
Table 146	Temporary Promotions of Officers to General Officers by Grade to which Promoted - FY 1955 . . . . .	288
Table 147	Officers Selected for Temporary Promotions by Fiscal Year in which Selected FY 1951 thru FY 1955 . . . . .	289

GAINS AND LOSSES

Table 148	Gains and Losses of Military Personnel to Command Strength - FY 1955 . . . . .	290
Table 149	Gains and Losses of Female Military Personnel to Command Strength - FY 1955 . . . . .	300
Table 150	Gains and Losses of USAF Enlisted Personnel by Age Group - FY 1955 . . . . .	307

GAINS

Table 151	Gains of Officer Personnel to Command Strength by Grade - FY 1955 . . . . .	308
Table 152	Gains of Enlisted Personnel to Command Strength by Grade - FY 1955 . . . . .	309

LOSSES

Table 153	Losses of Officer Personnel to Command Strength by Grade - FY 1955 . . . . .	310
Table 154	Losses of Enlisted Personnel from Command Strength by Grade - FY 1955 . . . . .	311
Table 155	Losses of USAF Officer Personnel from Command Strength by Aeronautical Status, by Age Group - FY 1955 . . . . .	312
Table 156	Losses of USAF Officer Personnel on Flying Status, by Age Group - FY 1955 . . . . .	313

STATUS CHANGES

Table 157	Accession Status Changes of Military Personnel - FY 1955 . . . . .	314
Table 158	Accession Status Changes of Female Military Personnel - FY 1955 . . . . .	317

## PART XIII - PERSONNEL (CONTINUED)

## MILITARY PERSONNEL (CONTINUED)

ENLISTMENTS AND REENLISTMENTS

Table 159	Enlistments and Reenlistments by Grade - FY 1955 . . . . .	319
Table 160	WAF Enlistments and Reenlistments by Grade - FY 1955 . . . . .	321
Table 161	Enlistments and Reenlistments by Term of Enlistment - FY 1955. . . . .	323
Table 162	WAF Enlistments and Reenlistments by Term of Enlistment - FY 1955. . . . .	325
Table 163	Educational Level of Non-Prior Service Enlistments and Enlistments for Officer Candidate School and Aviation Cadets - FY 1955 . . . . .	327
Table 164	Non-Prior Service Enlistments by Armed Forces Qualification Test (AFQT) Mental Grouping - FY 1955. . . . .	329

SKILLS

Table 165	Authorized and Assigned USAF Officers by Occupational Field Based on Duty Specialty - 31 December 1954 and 30 June 1955 . . . . .	330
Table 166	Authorized and Assigned Airmen by Primary AFSC Within Career Field - 31 December 1954 and 30 June 1955 . . . . .	331
Table 167	Permanent Party Airmen Assigned by Primary Air Force Specialty, by Skill Level - 30 June 1954 and 30 June 1955 . . . . .	333

PRE-RESIDENCE

Table 168	Pre-Service Residence of USAF Military Personnel - 28 February 1955 . . . . .	334
Table 169	Percentage Distribution of WAF Personnel by Pre-Service Residence - 28 February 1955 . . . . .	335

GRADE AND AGE

Table 170	Distribution of Officers by Grade in which Serving by Age - 30 September 1954 and 30 June 1955. . . . .	336
Table 171	Distribution of Airmen by Grade in which Serving, by Age - 30 November 1954 and 31 May 1955. . . . .	338

EDUCATION

Table 172	Distribution of USAF Military Personnel by Grade in which Serving, by Highest Level of Education - 30 November 1954 and 31 May 1955. . . . .	339
-----------	--	-----

CHARACTERISTICS

Table 173	Percentage Distribution of All Officers and Female Officers by Basic Characteristics - 28 February 1955. . . . .	340
Table 174	Percentage Distribution of all Airmen and Female Airmen by Basic Characteristics - 28 February 1955. . . . .	341

ACTIVE FEDERAL MILITARY SERVICE

Table 175	Distribution of USAF Officers by Grade in which Serving, by Length of Active Federal Military Service - 30 November 1954 and 31 May 1955. . . . .	342
Table 176	Distribution of Airmen by Grade in which Serving, by Length of Active Federal Military Service - 30 November 1954 and 31 May 1955. . . . .	343

MARITAL STATUS

Table 177	Distribution of USAF Military Personnel by Marital Status - 30 November 1954 and 31 May 1955. . . . .	344
Table 178	Percentage Distribution of First Term Airmen and Other than First Term Airmen by Marital Status, by Type of Housing Regularly Occupied - 30 November 1954	345

DEPENDENTS

Table 179	Distribution of USAF Military Personnel by Total Number of Dependents - 30 November 1954 and 31 May 1955. . . . .	346
-----------	---	-----

REENLISTMENT INTENT

Table 180	Percentage Distribution of all Airmen by Type of Pre-Service Residence, by Reenlistment Intent - 28 February 1955 . . . . .	347
Table 181	Summary - Percentage Distribution of Airmen by Grade in Which Serving by Reenlistment Intent - December 1948 thru May 1955. . . . .	348
Table 182	Distribution of Airmen by Grade in which Serving, by Reenlistment Intent - 30 November 1954 and 31 May 1955 . . . . .	349

## PART XIII - PERSONNEL (CONTINUED)

## MILITARY PERSONNEL (CONTINUED)

REENLISTMENT INTENT (Continued)

Table 183	Percentage Distribution of Airmen by Highest Level of Education, by Reenlistment Intent - 30 November 1954 . . . . .	350
Table 184	Distribution of Airmen by Highest Level of Education, by Reenlistment Intent - 31 May 1955 . . . . .	350
Table 185	Percentage Distribution of All Airmen and First Term Airmen by Characteristics, by Year Eligible to Separate, by Reenlistment Intent - 30 November 1954 . . . . .	351
Table 186	Distribution of Airmen by Most Important Reason for Original Enlistment into the Air Force, by Reenlistment Intent - 30 November 1954. . . . .	353
Table 187	Distribution of First Term Airmen by Reason for Original Enlistment into the Air Force, by Reenlistment Intent - 31 May 1955 . . . . .	353
Table 188	Distribution of Airmen by "Most Important" Opinion of Present Job Assignment, by Reenlistment Intent - 31 May 1955 . . . . .	354
Table 189	Distribution of Airmen by Opinion on "Most Important" Improvement Needed to make an Air Force Career More Attractive, by Reenlistment Intent - 31 August 1954. . . . .	354
Table 190	Distribution of Airmen by Grade in which Serving, by Improvements that would Contribute the Most Towards an Air Force Career, by Reenlistment Intent - 30 November 1954 . . . . .	355
Table 191	Percentage Distribution of all Airmen and First Term Airmen by Date Eligible for Separation, by Reenlistment Intent - 30 November 1954 and 31 May 1955. . . . .	356

INDOCTRINATIONAL TRAINING

Table 192	Military Indoctrinational Training of USAF Personnel - FY 1955 . . . . .	359
Table 193	Military Indoctrinational Training of WAF Personnel - FY 1955 . . . . .	359

ON-THE-JOB TRAINING

Table 194	On-The-Job Training of Airmen - 31 December 1954 and 30 June 1955 . . .	360
Table 195	Airmen Completing On-The-Job Training - FY 1955 . . . . .	362

FLYING TRAINING

Table 196	USAF Flying Training of USAF Personnel - FY 1955 . . . . .	363
Table 197	USAF Flying Training Fatalities of USAF Personnel - FY 1955 . . . . .	376
Table 198	USAF Flying Training of Army and Navy Personnel - FY 1955 . . . . .	377
Table 199	USAF Flying Training of Foreign Personnel - FY 1955 . . . . .	380

TECHNICAL TRAINING

Table 200	Technical Training of USAF Officers by Air Training Command - FY 1955 .	385
Table 201	Technical Training of Airmen by Air Training Command. . . . .	387
Table 202	Technical Training of WAF Personnel by Air Training Command - FY 1955	388
Table 203	Technical Training of U. S. Army Personnel by Air Training Command - FY 1955. . . . .	390
Table 204	Technical Training of U. S. Navy Personnel by Air Training Command - FY 1955. . . . .	390

PROFESSIONAL AND TECHNOLOGICAL TRAINING

Table 205	USAF Professional and Technological Military Training of USAF Military Personnel - FY 1955 . . . . .	391
Table 206	Professional and Technological Training of USAF Female Personnel - FY 1955 . . . . .	397
Table 207	USAF Professional and Technological Training of Army Officer Personnel by Air University - FY 1955 . . . . .	401
Table 208	USAF Technological and Professional Training of Navy Officer Personnel by Air University - FY 1955 . . . . .	402
Table 209	Technical Training of USAF Civilian Personnel by Air Training Command - FY 1955 . . . . .	402
Table 210	USAF Professional and Technological Training of Foreign Nationals - FY 1955. . . . .	403
Table 211	Technical Training of Foreign Nationals by Air Training Command - FY 1955	405

**PART XIII - PERSONNEL (CONTINUED)**  
**MILITARY PERSONNEL (CONTINUED)**

TRAINING IN OTHER THAN USAF SCHOOLS

Table 212	Training of USAF Personnel in Other Military Schools - FY 1955 . . . . .	406
Table 213	Training of USAF Officers in Army Schools - FY 1955 . . . . .	407
Table 214	Training of Airmen in Army Schools - FY 1955 . . . . .	409
Table 215	Training of USAF Officers in U. S. Navy Schools - FY 1955 . . . . .	411
Table 216	Training of Airmen in U. S. Navy Schools - FY 1955 . . . . .	413
Table 217	USAF Professional and Technological Training of USAF Personnel at Civilian Schools and Hospitals - FY 1955 . . . . .	416

CIVILIAN PERSONNEL

Definitions . . . . .	419
-----------------------	-----

SUMMARIES

Table 218	Summary USAF Civilian Employees - December 1951 thru June 1955 . . . . .	421
-----------	--	-----

BY DUTY LOCATION

Table 219	Civilian Employees by Duty Location within Continental U. S. - FY 1955 . . . . .	423
Table 220	Civilian Employees by Duty Location outside Continental U. S. - FY 1955 . . . . .	424

CIVILIAN EMPLOYMENT

Table 221	WAE (When Actually Employed) Employees and Presidential Appointees - FY 1955 . . . . .	426
Table 222	Civilian Employees with Veterans' Preference, by Preference Points within Major Air Commands - FY 1955 . . . . .	426
Table 223	Civilian Employees by Sex, by Command - FY 1955 . . . . .	427
Table 224	Civilian Employees by Category, by Grade, World-Wide - FY 1955 . . . . .	429
Table 225	Civilian Employees by Type of Appointment, by Salaried and Wage Board Group - FY 1955 . . . . .	430
Table 226	Civilian Employees by Citizenship or Non-Citizenship Status, by Command, Overseas - FY 1955 . . . . .	431

PHYSICALLY IMPAIRED EMPLOYEES

Table 227	Appointment of Physically Impaired Civilian Personnel by Command, Continental U. S. - FY 1955 . . . . .	434
-----------	---	-----

DEPARTMENTAL EMPLOYMENT

Table 228	Departmental Civilian Employees by Type of Appointment, by Employee Group, FY 1955 . . . . .	435
Table 229	Departmental Civilian Employees by Type of Service - FY 1955 . . . . .	435
Table 230	Departmental Civilian Employees with Veterans' Preference, by Preference Points - FY 1955 . . . . .	435

GAINS AND LOSSES

Table 231	Accessions of USAF Civilian Personnel by Type - FY 1955 . . . . .	436
Table 232	Separations of USAF Civilian Personnel by Type - FY 1955 . . . . .	437

PROMOTIONS AND DEMOTIONS

Table 233	Promotions of Civilian Personnel by Veteran and Non-Veteran Status, by Command, Continental U. S. - FY 1955 . . . . .	438
Table 234	Demotions of Civilian Personnel by Veteran and Non-Veteran Status, by Command, Continental U. S. - FY 1955 . . . . .	439

MISCELLANEOUS

Table 235	USAF Incentive Awards Program, World-Wide - FY 1955 . . . . .	440
Table 236	Air Force Aid Society Summaries - FY 1955 . . . . .	441
Table 237	Summary of USAF Civilian Retirement Fund Transactions, World-Wide - As of 31 December 1955 . . . . .	441

## PART XIII - PERSONNEL (CONTINUED)

## CIVILIAN PERSONNEL TRAINING

Table 238	USAF Civilian Employee Training by Area of Training, Continental U. S. - FY 1955 . . . . .	442
-----------	--	-----

## PART XIV - MEDICAL ACTIVITIES, CASUALTIES AND PATIENT TRANSPORTS

Definitions . . . . .	443
-----------------------	-----

BIOMETRICS

Table 239	Admission Rates of USAF Personnel, World-Wide - FY 1951 thru FY 1955 . .	446
Table 240	Noneffective Ratios of USAF Personnel, World-Wide - FY 1951 thru FY 1955 .	446
Table 241	Hospitalization Ratios of USAF Personnel, World-Wide - FY 1951 thru FY 1955	446

UTILIZATION OF MEDICAL FACILITIES

Table 242	Admissions and Number of Patients Occupying Beds in USAF Hospitals and Infirmaries, by Type of Beneficiary, by Command - FY 1955 . . . . .	447
Table 243	Volume of Selected Outpatient Activities by Type of Beneficiary, by Command - FY 1955 . . . . .	448
Table 244	Staffing Ratios of USAF Hospitals and Infirmaries, Continental U. S. - FY 1955	451

CASUALTIES

Table 245	Non-Battle Deaths of USAF Officers by Aeronautical Rating, by Grade in which Serving at Time of Death - FY 1955 . . . . .	452
Table 246	Non-Battle Aircraft Deaths of USAF Airmen, Aircrew and Non-Aircrew - FY 1955 . . . . .	452
Table 247	Non-Battle Deaths of USAF Officers and Airmen by Grade in which Serving at Time of Death - FY 1955 . . . . .	453
Table 248	Non-Battle Deaths of USAF Officers by Age Group, by Grade in which Serving at Time of Death - FY 1955 . . . . .	454
Table 249	Non-Battle Deaths of Airmen by Age Group, by Grade in which Serving at Time of Death - FY 1955 . . . . .	454
Table 250	Non-Battle Deaths of USAF Officers by Age Group, by Causative Agent - FY 1955	455
Table 251	Non-Battle Deaths of Airmen by Age Group, by Causative Agent - FY 1955 . .	455

AEROMEDICAL EVACUATIONS

Table 252	Aeromedical Evacuation of Casualties from Japan by Type of War and Non-War Casualty - FY 1955 . . . . .	456
Table 253	Patient Aeromedical Evacuation - FY 1955 . . . . .	457
Table 254	Aeromedical Evacuation of Patients through U. S. Ports - FY 1955 . . . . .	457

DENTAL

Table 255	USAF Dental Health Activities at USAF Installations, World-Wide - FY 1955	458
-----------	---	-----

VETERINARY

Table 256	USAF Veterinary Animal Origin Food Inspection Service Incident to Procurement - FY 1955 . . . . .	459
Table 257	USAF Veterinary Non-Animal Origin Food Inspection Service Incident to Procurement - FY 1955 . . . . .	461
Table 258	USAF Veterinary Animal Origin Food Inspection Service Incident to Surveillance - FY 1955 . . . . .	463
Table 259	USAF Veterinary Non-Animal Origin Food Inspection Service Incident to Surveillance - FY 1955 . . . . .	464
Table 260	USAF Veterinary Animal Services Summary - FY 1955 . . . . .	465

## PART XV - SECURITY AND DISCIPLINE

Definitions . . . . .	467	
Table 261	Special Investigations Conducted by the Office of Special Investigations, Continental U. S., Hawaii, and Puerto Rico - FY 1955 . . . . .	470
Table 262	Air Provost Marshal Activities Data - FY 1955 . . . . .	474

## PART XVI - COMPONENTS

## AIR FORCE RESERVE

Definitions . . . . .	485
<u>STRENGTH</u>	
Table 263 AF Reserve Officer and Airman Strength by State, Territory, or Possession - 25 January 1955 and 31 May 1955 . . . . .	490
Table 264 AF Reserve Officer Strength by Grade, by Reserve Status, by Pay Status, by Program Element - FY 1955 . . . . .	492
Table 265 AF Reserve Strength by Grade, by Reserve Status, by Pay Status, by Program Element - FY 1955 . . . . .	496
Table 266 AF Reserve Mobilization Assignee and Mobilization Designee, Strength by Command - FY 1955 . . . . .	500
Table 267 AF Reserve Officers in Pay Status Assignments by Flying Status, by Grade, by Program Element - FY 1955 . . . . .	501
<u>TRAINING</u>	
Table 268 AF Reserve Inactive Duty Training - FY 1955 . . . . .	509
Table 269 AF Reserve Active Duty Training - FY 1955 . . . . .	511
<u>GAINS AND LOSSES</u>	
Table 270 AF Reserve Officer and Warrant Officer Gains and Losses - FY 1955 . . . . .	513
Table 271 AF Reserve Airman Gains and Losses - FY 1955 . . . . .	514
Table 272 AF Reserve Inter-Program Element Gains and Losses - FY 1955 . . . . .	515
<u>PROMOTIONS</u>	
Table 273 AF Reserve Officer Promotions by Program Element and Grade to which Promoted - FY 1955 . . . . .	516
<u>ACTIVE MILITARY SERVICE (AMS)</u>	
Table 274 AF Reserve Officers Sent to Active Military Service by Grade, by Program Element - FY 1955 . . . . .	517
Table 275 AF Reserve Airmen Sent to Active Military Service by Grade, by Program Element - FY 1955 . . . . .	519
<u>NOT ON ACTIVE DUTY</u>	
Table 276 Summary - Air Force Reserve Personnel not on Active Duty - 31 December 1947 Thru 30 June 1955 . . . . .	521
<u>AIRPLANE INVENTORY AND FLIGHT OPERATIONS</u>	
Table 277 Functional Distribution of Air Force Reserve Airplane Inventory, Quarterly, FY 1955 . . . . .	522
Table 278 Functional Distribution Summary of Air Force Reserve Aircraft Possessed, Quarterly, Fiscal Years 1950 thru 1955 . . . . .	523
Table 279 Status of Air Force Reserve Airplane Program, Quarterly, FY 1955 . . . . .	524
Table 280 Status and Line Classification of Air Force Reserve Airplane Inventory, Quarterly, FY 1955 . . . . .	525
Table 281 Air Force Reserve Flying Hours . . . . .	527
Table 282 Air National Guard Flying Hours . . . . .	527
Table 283 Obligations during FY 1955 from Funds Appropriated for Air National Guard. . . . .	528
<u>AIR NATIONAL GUARD</u>	
<u>STRENGTH</u>	
Table 284 Authorized and Assigned Air National Guard Strength in Federally Recognized Units by State or Territory - FY 1955 . . . . .	529
Table 285 Authorized and Assigned Air National Guard Military Strength by State or Territory - FY 1955 . . . . .	530
Table 286 Authorized and Assigned Strength of Air National Guard Warrant Officers - FY 1955 . . . . .	532
<u>TRAINING</u>	
Table 287 Air National Guard Participation in Training Assemblies - FY 1955 . . . . .	533
Table 288 Air National Guard Participation in Field Training - FY 1955 . . . . .	533
Table 289 Air National Guard Pilot Training - FY 1955 . . . . .	534
Table 290 Air National Guard School Training - FY 1955 . . . . .	534



PART XVI - COMPONENTS (CONTINUED)

AIR NATIONAL GUARD (CONTINUED)

NOT ON ACTIVE DUTY

Table 291	Summary - Air National Guard Personnel Not on Active Duty - 30 November 1946 Thru 30 June 1955 . . . . .	535
-----------	---	-----

AIRPLANE INVENTORY AND FLIGHT OPERATIONS

Table 292	Functional Distribution of Air National Guard Airplane Inventory, Quarterly, FY 1955. . . . .	536
Table 293	Functional Distribution Summary of Air National Guard Aircraft Possessed, Quarterly, Fiscal Years 1950 thru 1955. . . . .	537
Table 294	Status of Air National Guard Airplane Program, Quarterly, FY 1955 . . . . .	538
Table 295	Status and Line Classification of Air National Guard Airplane Inventory, Quarterly, FY 1955. . . . .	539

AIR FORCE RESERVE OFFICERS TRAINING CORPS (AFROTC)

ENROLLMENT

Table 296	Formally Enrolled AF Reserve Officer Training Corps (ROTC) Students by Institution, by Year of Course - FY 1955 . . . . .	541
-----------	--	-----

TRAINING

Table 297	Air Force Reserve Officer Training Corps (AFROTC) Cadet Enrollment by Category - FY 1955 . . . . .	548
-----------	---	-----

COMMISSIONS GRANTED

Table 298	USAF Reserve Officer Training Corps (ROTC) Commissions and Certificates of Completion Granted by Fiscal Year - FY 1947 thru FY 1955. . . . .	549
Table 299	USAF Reserve Officer Training Corps (ROTC) Commissions Granted - FY 1955	549

ACTIVE MILITARY SERVICE

Table 300	USAF Commissioned Reserve Officer Training Corps (ROTC) Officers Sent to Active Military Service (AMS) by Type of Training - FY 1955. . . . .	549
-----------	--	-----

CIVIL AIR PATROL

PARTICIPATION

Table 301	Participation in Civil Air Patrol (CAP) Activities by Wing - FY 1955 . . . . .	550
Table 302	Civil Air Patrol Training by State or Territory - FY 1955 . . . . .	551

ORGANIZATION

Table 303	Civil Air Patrol Units by Type - FY 1955. . . . .	552
Table 304	Civil Air Patrol Wing Headquarters by Location - As of 30 June 1955. . . . .	552

TRAINING

Table 305	Flying Activity of Civil Air Patrol on Actual Missions (Search, Rescue, and Mercy) - FY 1955. . . . .	553
Table 306	Flying Activity of Civil Air Patrol on Training Missions (Search and Rescue) FY 1955. . . . .	553
Table 307	Civil Air Patrol Cadet Encampment by Calendar Year - 1947 thru 1955. . . . .	553
Table 308	Civil Air Patrol (CAP) - High School Aviation Education Program - 1949 (FALL) thru 1955 (SPRING) . . . . .	554
Table 309	Civil Air Patrol Cadet Summer Encampment - 1955 . . . . .	554

AIRPLANE INVENTORY

Table 310	Functional Distribution of Civil Air Patrol Airplane Inventory, Quarterly, FY 1955. . . . .	556
Table 311	Status and Line Classification of Civil Air Patrol Airplane Inventory, Quarterly, FY 1955. . . . .	557

## PART XVI - COMPONENTS (CONTINUED)

## EXPLORERS

ORGANIZATION

Table 312	Explorers in Explorer Units by Type of Explorer - 31 December 1951 thru 31 December 1954. . . . .	558
Table 313	Explorer Units by Type of Unit by Calendar Year - 1953 thru 1954 . . . . .	558

MEMBERSHIP

Table 314	Classified Membership of Explorers by Regions - 31 December 1953 and 31 December 1954. . . . .	559
Table 315	Explorer Growth - 31 December 1930 thru 31 December 1954. . . . .	559
Table 316	Age Distribution of Boy Explorer Membership by Region - 31 December 1954. .	560

MAJOR AIR COMMAND DIRECTORY

MAJOR AIR COMMAND

That portion of U. S. Air Force command structure which includes appropriate headquarters and subordinate units and is immediately subordinate administratively to Headquarters U. S. Air Force. By definition, this excludes U. S. Air Force "exempted activities", which are units not subordinate to any of the major commands.

Major Air Commands - Continental U. S.

- Air Defense Command
- Air Materiel Command
- Air Proving Ground Command
- Air Research and Development Command
- Air Training Command
- Air University
- Continental Air Command
- Headquarters Command, USAF
- Military Air Transport Service
- Strategic Air Command
- Tactical Air Command
- USAF Security Service

Major Air Commands - Overseas

- Alaskan Air Command
- Caribbean Air Command
- Far East Air Forces
- Northeast Air Command
- U. S. Air Forces in Europe

SEPARATE OPERATING AGENCIES

- Air Force Finance Division
- Joint United States Military Group,
- Air Administration (Spain)

AIR DEFENSE COMMAND

Established 21 March 1946; reassigned to Continental Air Command, 1 December 1948; discontinued, 1 July 1950; and re-established as a major air command, 1 January 1951.

AIR MATERIEL COMMAND

Established 17 July 1944 as AAF Materiel and Services; redesignated as AAF Air Technical Service Command, 31 August 1944; redesignated as Air Technical Service Command, 1 July 1945; and redesignated as Air Materiel Command, 9 March 1946.

AIR PROVING GROUND COMMAND

Established as AAF School of Applied Tactics, 27 October 1942; redesignated as AAF Tactical Center, 28 October 1943; redesignated as AAF Center, 1 June 1945; redesignated as AAF Proving Ground Command, 26 February 1946; redesignated as Air Proving Ground Command, 10 July 1946; redesignated as Air Proving Ground and assigned to Air Materiel Command, 20 January 1948; relieved of assignment to Air Materiel Command and designated a major air command, 1 June 1948; and redesignated as Air Proving Ground Command, 20 December 1951.

AIR RESEARCH AND DEVELOPMENT COMMAND

Established as Research and Development Command, 23 January 1950; redesignated as Air Research and Development Command, 16 September 1950; and assumed powers, missions, and functions, and responsibilities of the Air Force Special Weapons Center (formerly Special Weapons Command), 1 April 1952.

AIR TRAINING COMMAND

Established as Army Air Force Training Command, 7 July 1943; and redesignated as Air Training Command, 1 July 1946.

AIR UNIVERSITY

Established as AAF School of Applied Tactics, 1 November 1943; redesignated as Army Air Forces School, 1 June 1945 and redesignated as Air University, 12 March 1946.

CONTINENTAL AIR COMMAND

Established 1 December 1948.

HEADQUARTERS COMMAND, USAF

Established as Bolling Field Command, 15 December 1946; and redesignated as Headquarters Command, USAF, 17 March 1948.

MILITARY AIR TRANSPORT SERVICE

Established 1 June 1948 assuming all active units of the discontinued Air Transport Command and Air Transport Service; and assumed powers, missions, functions and responsibilities of Air Pictorial Service, 16 April 1952.

STRATEGIC AIR COMMAND

Established 21 March 1946 concurrent with redesignation of Continental Air Forces.

TACTICAL AIR COMMAND

Established 21 March 1946; reassigned to Continental Air Command, 1 December 1948; and relieved of assignment to Continental Air Command and designated a major air command, 1 December 1950.

USAF SECURITY SERVICE

Established 20 October 1948.

ALASKAN AIR COMMAND

Activated Alaska Air Forces, 15 January 1942; redesignated as 11th Air Force, 5 February 1942; and redesignated as Alaskan Air Command, 21 December 1945.

CARIBBEAN AIR COMMAND

Activated Panama Canal Air Force, 20 November 1940; redesignated as Caribbean Air Force, 5 August 1941; redesignated as Sixth Air Force, 5 February 1942; redesignated as Caribbean Air Command, 31 July 1946; and assumed powers, missions, functions and responsibilities of Antilles Air Command, 31 July 1946.

FAR EAST AIR FORCES

Activated Far East Air Forces, 3 August 1944; redesignated as Pacific Air Command, U. S. Army, 6 December 1945; beginning July 1945, it included Fifth, Seventh, and Thirteenth Air Forces and Air Forces in Middle Pacific; and redesignated as Far East Air Forces, 1 January 1947.

NORTHEAST AIR COMMAND

Transferred to jurisdiction of AAF, 1 January 1946 as Newfoundland Base Command, and assigned to Air Transport Command; and redesignated as Northeast Air Command, relieved of assignment to Military Air Transport Service, and designated a major air command, 1 October 1950.

U. S. AIR FORCES IN EUROPE

Activated Eighth Air Force 28 January 1942; redesignated as United States Strategic Air Forces in Europe, 1 March 1944; redesignated as U. S. Air Forces in Europe, 7 August 1945; and assumed powers, missions, functions and responsibilities of Third Air Division, 21 January 1951.

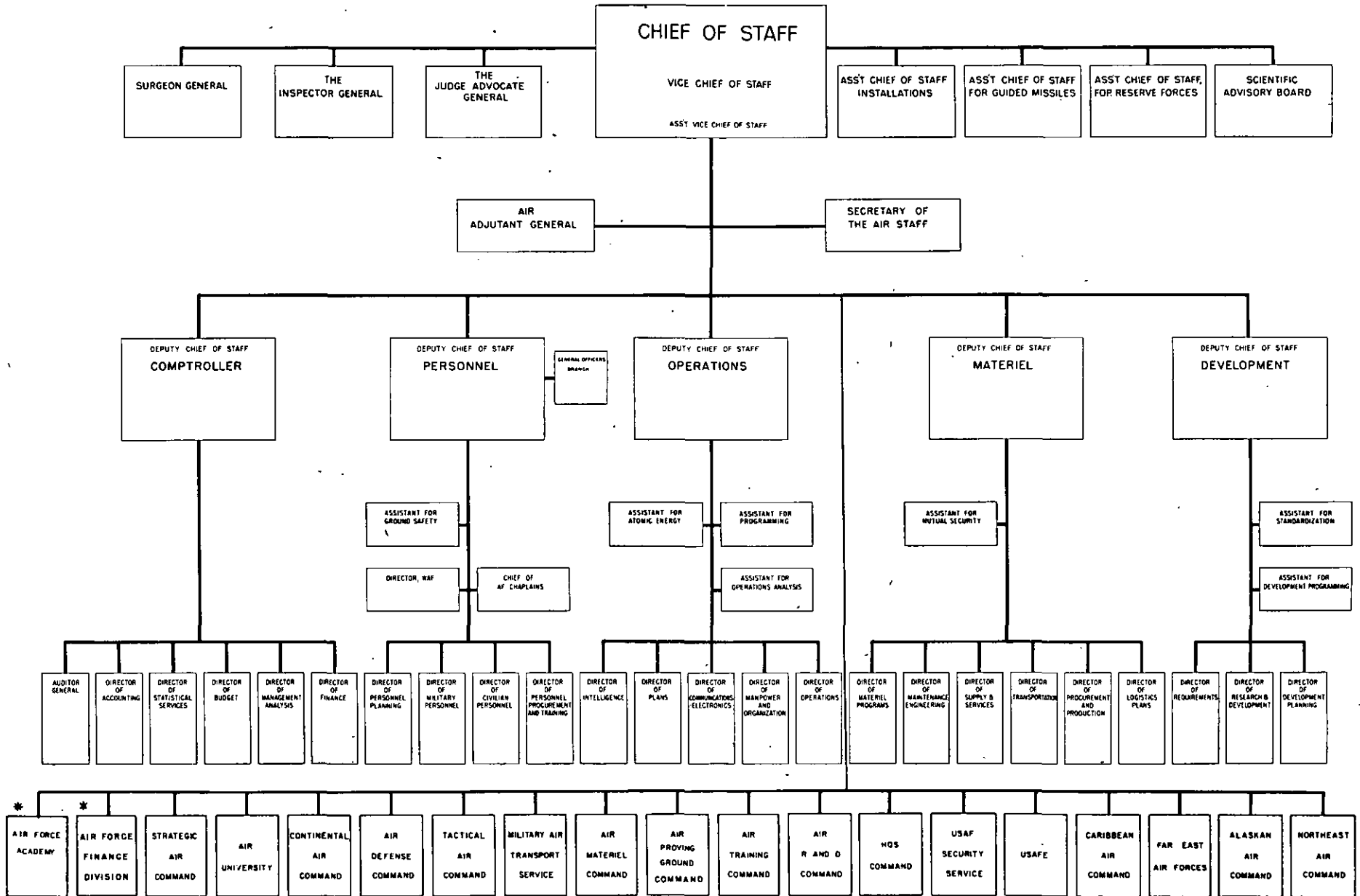
AIR FORCE FINANCE DIVISION

Established as a separate operating agency, 1 January 1951.

JOINT UNITED STATES MILITARY GROUP, AIR ADMINISTRATION (SPAIN)

Established as a separate operating agency, 20 May 1954.

AIR STAFF  
DEPARTMENT OF THE AIR FORCE



\* SEPARATE OPERATING AGENCY



# Air Force Units and Capabilities



**PART I**





## AIR FORCE UNITS AND CAPACITIES

The tables included in this section provide a summary of all USAF Units and Summary data reflecting the status and deployment of USAF Combat and Troop Carrier Wings, and Flying Support Units.

Tables reflecting status and deployment contain the following data:

- a. Total units activated, Fiscal Years 1942 - 1955, inclusive.
- b. Equipped units by type and model of aircraft possessed, Fiscal Year 1942 - 1955, inclusive.
- c. Authorized, possessed, combat ready aircraft, and authorized, assigned, combat ready crews in units by type and model of aircraft, Fiscal Years 1950 - 1955, inclusive.
- d. Operational Readiness of Combat and Troop Carrier Wings, Fiscal Year 1955.

### DEFINITIONS

Wing - An air unit composed normally of one primary mission group and the necessary supporting organization, i. e. supply, maintenance, hospital and other services required by the primary mission group.

NOTE: In some cases, Combat and Troop Carrier groups do not have a parent wing. Also, certain Combat and Troop Carrier squadrons do not have a parent wing or group. Such units are shown in wing equivalents on the basis that one primary mission group or approximately three primary mission squadrons are the equivalent of a wing.

Combat Wing - A wing designed for direct participation in operations against enemy forces.

Troop Carrier Wing - A wing which has a mission of providing airlift for combat elements.

Flying Support Unit - A flying unit which has a mission of furnishing operational assistance to combat elements.

Operational Readiness - A measurement of relative capability. It is the degree to which a unit is manned, equipped and trained for the satisfactory performance of its primary mission.

Primary Mission - The principal mission currently assigned the unit. Normally it is preparing for, or executing the task for which the unit was basically intended.

TABLE I - SUMMARY OF ACTIVE USAF ORGANIZATIONS - AS OF 30 JUNE 1955

UNIT	TOTAL	M.A.J.O.R. C.O.M.M.A.N.D.S. a/															
		ADC	AMC	APG	ARDC	ATC	AU	CONAC	HQ COM	MATS	SAC	TAC	USAFSS	AAC	CAC	FEAF	NEAC
<u>Major Commands</u>																	
T/D . . . . .	17	1	1	1	1	1	1	1	1	1	1	1	1	1	1	1	1
<u>Sub Commands - Total</u>																	
T/D . . . . .	44	3	2	-	-	3	1	5	-	6	3	2	-	-	-	2	7
<u>Air Forces</u>																	
T/D . . . . .	21	-	-	-	-	3	1	4	-	-	3	2	-	-	-	4	4
<u>Defense Forces</u>																	
T/D . . . . .	4	3	-	-	-	-	-	-	-	1	-	-	-	-	-	-	-
<u>Services</u>																	
T/D . . . . .	5	-	-	-	-	-	-	-	-	5	-	-	-	-	-	-	-
<u>Areas</u>																	
T/D . . . . .	12	-	9	-	-	-	-	-	-	-	-	-	-	-	-	-	13
<u>Miscellaneous b/</u>																	
T/D . . . . .	2	-	-	-	-	-	-	1	-	-	-	-	-	-	1	-	-
<u>Divisions</u>																	
T/O . . . . .	20	-	-	-	-	-	-	-	-	-	19	-	-	-	-	-	1
T/D . . . . .	33	13	-	-	-	-	-	-	1	3	4	-	2	-	6	1	3
<u>Wings</u>																	
T/O - Total . . . . .	87	1	-	-	-	-	-	-	-	2	46	15	-	-	-	10	13
<u>Combat</u> . . . . .	84	-	-	-	-	-	-	-	-	-	46	15	-	-	-	10	13
<u>Non-Combat</u> . . . . .	3	1	-	-	-	-	-	-	-	2	-	-	-	-	-	-	-
T/D . . . . .	103	8	11	4	1	35	1	1	2	14	4	-	2	2	4	4	10
<u>Reserve</u> . . . . .	29	-	-	-	-	-	-	29	-	-	-	-	-	-	-	-	-
<u>Groups</u>																	
T/O - Total . . . . .	211	23	-	-	-	-	-	4	-	21	27	52	-	1	-	36	46
<u>Combat</u> . . . . .	46	-	-	-	-	-	-	-	-	-	-	22	-	-	-	11	13
<u>Non-Combat</u> . . . . .	165	23	-	-	-	-	-	4	-	21	27	30	-	1	-	25	33
T/D . . . . .	359	6	18	5	14	151	5	8	14	34	12	1	5	4	1	24	47
<u>Reserve</u> . . . . .	201	-	-	-	-	-	-	200	-	-	-	-	-	-	-	1	-
<u>Squadrons</u>																	
T/O c/. . . . .	1,245	105	10	-	-	-	-	4	1	115	500	199	-	12	-	143	6
T/D c/. . . . .	1,741	183	28	26	51	523	13	35	45	284	119	8	29	43	3	105	47
<u>Reserve</u> . . . . .	882	-	-	-	-	-	-	877	-	-	-	-	-	-	-	3	2
<u>Flights</u>																	
T/O . . . . .	63	8	2	-	1	2	-	-	1	4	17	6	-	-	1	9	11
T/D . . . . .	39	3	2	-	-	1	-	-	-	18	1	-	4	1	2	1	5
<u>Miscellaneous</u>																	
T/O c/. . . . .	235	32	2	1	4	22	1	19	2	3	57	19	-	5	1	28	5
T/D c/. . . . .	375	-	17	3	16	46	8	116	3	14	38	14	2	4	2	32	6
<u>Reserve</u> . . . . .	29	-	-	-	-	-	-	29	-	-	-	-	-	-	-	-	-

a/ Excludes the Air Force Finance Division, USAF Academy and the Joint Military Group, Air Administration (Spain) operating as a separate agency.

b/ Includes FEAF Logistic Force and the Aviation Engineer Force.

c/ Totals include 2 Squadrons (1 T/O and 1 T/D) and 2 Miscellaneous Organizations (1 T/O and 1 T/D) assigned to operating agencies, see Footnote a/.

Source: Operations Statistics Division, Directorate of Statistical Services, DCS/C.

TABLE 2 -- USAF COMBAT AND TROOP CARRIER WINGS AND SQUADRONS, WORLD-WIDE, CONTINENTAL US AND OVERSEAS, BY TYPE -- FY 1955

The following tables reflect the number of wings and/or groups (including Flying Support Units) and, in parentheses, the number of squadrons comprising the wings and/or groups. Combat and Troop Carrier Squadrons not having wing or group assignments are shown in wing equivalents on the basis of approximately three squadrons to a wing.

Statistics presented include only those Combat and Troop Carrier units (including Flying Support Units) activated or organized and for which inactivation or discontinuance had not been accomplished on the date shown.

Units located within the continental limits of the United States are shown within their respective command of assignment. Units located outside the continental limits of the United States are shown under the major commands in which they are located.

The Flying Support Units for FY 1955 are Troop Carrier Assault, Air Refueling, Air Transport, Air Reserve, Weather Reconnaissance, Photographic Mapping, Airborne Early Warning and Control, Air Resupply, Liaison, Logistic Support, Strategic Support, Radar Evaluation, Tow Target and Pilotless Bomber Light (redesignated to Tactical Missile).

TYPE OF UNIT	JUL 1954	AUG	SEP	OCT	NOV	DEC	JAN 1955	FEB	MAR	APR	MAY	JUN
WORLDWIDE												
<b>COMBAT &amp; TROOP CARRIER WING - TOTAL</b> . . . . .	<b>118 (363)</b>	<b>118 (364)</b>	<b>118 (364)</b>	<b>119 (367)</b>	<b>120 (370)</b>	<b>121 (372)</b>	<b>122 (374)</b>	<b>122 (374)</b>	<b>122 (374)</b>	<b>122 (375)</b>	<b>122 (375)</b>	<b>121 (375)</b>
<b>Combat Wing - Total</b> . . . . .	<b>103 (315)</b>	<b>103 (316)</b>	<b>103 (316)</b>	<b>104 (319)</b>	<b>105 (322)</b>	<b>106 (324)</b>	<b>108 (330)</b>	<b>108 (330)</b>	<b>108 (330)</b>	<b>108 (331)</b>	<b>108 (331)</b>	<b>108 (332)</b>
<b>Strategic - Total</b> . . . . .	<b>44 (133)</b>	<b>44 (133)</b>	<b>44 (133)</b>	<b>44 (133)</b>	<b>44 (133)</b>	<b>44 (133)</b>	<b>46 (138)</b>	<b>46 (138)</b>	<b>46 (138)</b>	<b>46 (139)</b>	<b>46 (139)</b>	<b>46 (140)</b>
Bomb, Heavy . . . . .	6 (18)	6 (18)	6 (18)	6 (18)	6 (18)	6 (18)	6 (18)	7 (21)	7 (21)	7 (21)	7 (21)	7 (21)
Bomb, Medium . . . . .	24 (72)	24 (72)	24 (72)	24 (72)	24 (72)	24 (72)	24 (72)	23 (69)	23 (69)	23 (70)	23 (70)	23 (70)
Strategic Reconnaissance, Heavy . . . . .	4 (12)	4 (12)	4 (12)	4 (12)	4 (12)	4 (12)	4 (12)	4 (12)	4 (12)	4 (12)	4 (12)	4 (12)
Strategic Reconnaissance, Medium . . . . .	4 (13)	4 (13)	4 (13)	4 (13)	4 (13)	4 (13)	5 (15)	5 (15)	5 (15)	5 (15)	5 (15)	5 (16)
Strategic Reconnaissance, Fighter . . . . .	-	-	-	-	-	-	1 (3)	1 (3)	1 (3)	1 (3)	1 (3)	1 (3)
Strategic Fighter . . . . .	6 (18)	6 (18)	6 (18)	6 (18)	6 (18)	6 (18)	6 (18)	6 (18)	6 (18)	6 (18)	6 (18)	6 (18)
<b>Air Defense - Total</b> . . . . .	<b>29 (86)</b>	<b>30 (88)</b>	<b>30 (88)</b>	<b>29 (87)</b>	<b>29 (87)</b>	<b>30 (89)</b>	<b>30 (90)</b>	<b>30 (90)</b>	<b>29 (87)</b>	<b>29 (87)</b>	<b>29 (87)</b>	<b>29 (87)</b>
Fighter-Interceptor . . . . .	29 (86)	30 (88)	30 (88)	29 (87)	29 (87)	30 (89)	30 (90)	30 (90)	29 (87)	29 (87)	29 (87)	29 (87)
<b>Tactical - Total</b> . . . . .	<b>30 (96)</b>	<b>29 (95)</b>	<b>29 (95)</b>	<b>31 (99)</b>	<b>32 (102)</b>	<b>32 (102)</b>	<b>32 (102)</b>	<b>32 (102)</b>	<b>33 (105)</b>	<b>33 (105)</b>	<b>33 (105)</b>	<b>33 (105)</b>
Bomb, Tactical . . . . .	1 (3)	1 (3)	1 (3)	1 (3)	1 (3)	1 (3)	1 (3)	1 (3)	1 (3)	1 (3)	1 (3)	1 (3)
Bomb, Light . . . . .	5 (15)	5 (15)	5 (15)	5 (15)	5 (15)	5 (15)	5 (15)	5 (15)	5 (15)	5 (15)	5 (15)	5 (15)
Fighter-Bomber . . . . .	17 (52)	15 (47)	15 (47)	16 (49)	16 (49)	16 (49)	16 (49)	16 (49)	16 (49)	16 (49)	16 (49)	16 (49)
Fighter-Day . . . . .	2 (6)	3 (10)	3 (10)	4 (12)	5 (15)	5 (15)	5 (15)	5 (15)	6 (18)	6 (18)	6 (18)	6 (18)
Tactical Reconnaissance . . . . .	5 (20)	5 (20)	5 (20)	5 (20)	5 (20)	5 (20)	5 (20)	5 (20)	5 (20)	5 (20)	5 (20)	5 (20)
<b>Troop Carrier Wing - Total</b> . . . . .	<b>15 (48)</b>	<b>15 (48)</b>	<b>15 (48)</b>	<b>15 (48)</b>	<b>15 (48)</b>	<b>15 (48)</b>	<b>14 (44)</b>	<b>14 (44)</b>	<b>14 (44)</b>	<b>14 (44)</b>	<b>14 (44)</b>	<b>13 (43)</b>
Troop Carrier, Heavy . . . . .	4 (13)	4 (13)	4 (13)	4 (13)	4 (13)	4 (13)	4 (13)	4 (13)	4 (13)	4 (13)	4 (13)	4 (13)
Troop Carrier, Medium . . . . .	11 (35)	11 (35)	11 (35)	11 (35)	11 (35)	11 (35)	10 (31)	10 (31)	10 (31)	10 (31)	10 (31)	9 (30)
<b>SUPPORT FACILITIES</b>												
<b>Troop Carrier Assault Group - Total</b> . . . . .	<b>0 (2)</b>	<b>0 (2)</b>	<b>0 (2)</b>	<b>1 (2)</b>	<b>1 (2)</b>	<b>1 (2)</b>	<b>1 (2)</b>	<b>1 (4)</b>	<b>2 (6)</b>	<b>2 (6)</b>	<b>2 (6)</b>	<b>2 (6)</b>
Troop Carrier Assault, F.V. . . . .	0 (1)	0 (1)	0 (1)	0 (1)	0 (1)	0 (1)	0 (1)	0 (1)	0 (1)	0 (1)	0 (1)	0 (1)
Troop Carrier Assault, T.V. . . . .	0 (1)	0 (1)	0 (1)	1 (2)	1 (2)	1 (2)	1 (2)	1 (3)	2 (5)	2 (5)	2 (5)	2 (5)







~~SECRET~~

TABLE 3 - USAF COMBAT AND TROOP CARRIER WINGS AND SQUADRONS, BY COMMAND, BY TYPE - FISCAL YEAR 1955

TYPE OF UNIT	JUL 1954	AUG	SEP	OCT	NOV	DEC	JAN 1955	FEB	MAR	APR	MAY	JUN
AIR DEFENSE COMMAND												
COMBAT AND TROOP CARRIER WING - TOTAL.	19 (56)	19 (56)	19 (56)	19 (57)	19 (56)	19 (57)	19 (58)	19 (58)	19 (58)	19 (58)	19 (58)	19 (58)
Combat Wing - Total . . . . .	19 (56)	19 (56)	19 (56)	19 (57)	19 (56)	19 (57)	19 (58)	19 (58)	19 (58)	19 (58)	19 (58)	19 (58)
Air Defense - Total . . . . .	19 (56)	19 (56)	19 (56)	19 (57)	19 (56)	19 (57)	19 (58)	19 (58)	19 (58)	19 (58)	19 (58)	19 (58)
Fighter-Interceptor . . . . .	19 (56)	19 (56)	19 (56)	19 (57)	19 (56)	19 (57)	19 (58)	19 (58)	19 (58)	19 (58)	19 (58)	19 (58)
SUPPORT FORCES												
Separate Units - Total . . . . .	5	5	5	5	5	6	7	7	8	8	8	8
Airborne Early Wng & Con Sq. . . . .	2	2	2	2	2	3	3	3	4	4	4	4
Radar Evaluat.on Unit. . . . .	3	3	3	3	3	3	3	3	3	3	3	3
Tow Target Sq. . . . .	-	-	-	-	-	-	1	1	1	1	1	1
AIR MATERIEL COMMAND												
SUPPORT FORCES												
Separate Units - Total . . . . .	2	2	2	3	3	3	3	3	3	3	3	3
Logistic Support Sq. . . . .	2	2	2	3	3	3	3	3	3	3	3	3
MILITARY AIR TRANSPORT SERVICE												
SUPPORT FORCES												
MATS UNIT - TOTAL . . . . .	48	48	49	50	49	49	49	49	49	49	49	49
Air Transport Sq. . . . .	38	38	38	39	39	39	39	39	39	39	39	39
Air Transport Sq (A.E). . . . .	5	5	5	5	5	5	5	5	5	5	5	5
Air Rescue Group . . . . .	3	3	4	4	3	3	3	3	3	3	3	3
Weather Reconnaissance Sq. . . . .	1	1	1	1	1	1	1	1	1	1	1	1
Photo Mapping Group. . . . .	1	1	1	1	1	1	1	1	1	1	1	1
STRATEGIC AIR COMMAND												
COMBAT AND TROOP CARRIER WINGS - TOTAL	38 (114)	38 (114)	37 (111)	38 (114)	41 (123)	41 (124)	42 (126)	43 (129)	43 (129)	43 (130)	38 (115)	38 (116)
Combat Wings - Total . . . . .	38 (114)	38 (114)	37 (111)	38 (114)	41 (123)	41 (124)	42 (126)	43 (129)	43 (129)	43 (130)	38 (115)	38 (116)
Strategic - Total . . . . .	38 (114)	38 (114)	37 (111)	38 (114)	41 (123)	41 (124)	42 (126)	43 (129)	43 (129)	43 (130)	38 (115)	38 (116)
Bomb, Heavy . . . . .	6 (18)	6 (18)	6 (18)	5 (15)	5 (15)	5 (15)	6 (18)	7 (21)	7 (21)	7 (21)	6 (18)	6 (18)
Bomb, Medium . . . . .	20 (60)	20 (60)	20 (60)	21 (63)	23 (69)	23 (69)	22 (66)	22 (66)	22 (67)	22 (67)	21 (64)	21 (64)
Strat Reconnaissance, Heavy . . . . .	3 (9)	3 (9)	3 (9)	3 (9)	3 (9)	3 (9)	2 (6)	2 (6)	2 (6)	2 (6)	2 (6)	2 (6)
Strategic Reconnaissance, Medium . . . . .	4 (12)	4 (12)	3 (9)	4 (12)	4 (12)	4 (12)	5 (15)	5 (15)	5 (15)	5 (15)	3 (9)	3 (10)
Strategic Reconnaissance, Fighter . . . . .	-	-	-	-	-	0 (1)	1 (3)	1 (3)	1 (3)	1 (3)	1 (3)	1 (3)
Strategic Fighter . . . . .	5 (15)	5 (15)	5 (15)	5 (15)	6 (18)	6 (18)	6 (18)	6 (18)	6 (18)	6 (18)	5 (15)	5 (15)

~~SECRET~~





TABLE 3 - USAF COMBAT AND TROOP CARRIER WINGS AND SQUADRONS, BY COMMAND, BY TYPE - FISCAL YEAR 1955 (CONTINUED)

TYPE OF UNIT	JUL 1954	AUG	SEP	OCT	NOV	DEC	JAN 1955	FEB	MAR	APR	MAY	JUN
ALASKAN AIR COMMAND												
<u>COMBAT AND TROOP CARRIER WING - TOTAL.</u>	2 ( 7)	2 ( 8)	2 ( 8)	2 ( 8)	2 ( 8)	2 ( 8)	2 ( 8)	2 ( 8)	2 ( 8)	2 ( 9)	3 ( 11)	3 ( 11)
<u>Combat Wing - Total.</u> . . . . .	2 ( 6)	2 ( 7)	2 ( 7)	2 ( 7)	2 ( 7)	2 ( 7)	2 ( 7)	2 ( 7)	2 ( 7)	2 ( 7)	3 ( 10)	3 ( 10)
<u>Strategic - Total.</u> . . . . .	-	-	-	-	-	-	-	-	-	-	1 ( 3)	1 ( 3)
Strategic Reconnaissance, Medium.	-	-	-	-	-	-	-	-	-	-	1 ( 3)	1 ( 3)
<u>Air Defense - Total.</u> . . . . .	2 ( 5)	2 ( 6)	2 ( 6)	2 ( 6)	2 ( 6)	2 ( 6)	2 ( 6)	2 ( 6)	2 ( 6)	2 ( 6)	2 ( 6)	2 ( 6)
Fighter-Interceptor. . . . .	2 ( 5)	2 ( 6)	2 ( 6)	2 ( 6)	2 ( 6)	2 ( 6)	2 ( 6)	2 ( 6)	2 ( 6)	2 ( 6)	2 ( 6)	2 ( 6)
<u>Tactical - Total.</u> . . . . .	0 ( 1)	0 ( 1)	0 ( 1)	0 ( 1)	0 ( 1)	0 ( 1)	0 ( 1)	0 ( 1)	0 ( 1)	0 ( 1)	0 ( 1)	0 ( 1)
Fighter-Bomber . . . . .	0 ( 1)	0 ( 1)	0 ( 1)	0 ( 1)	0 ( 1)	0 ( 1)	0 ( 1)	0 ( 1)	0 ( 1)	0 ( 1)	0 ( 1)	0 ( 1)
<u>Troop Carrier Wing - Total.</u> . . . . .	0 ( 1)	0 ( 1)	0 ( 1)	0 ( 1)	0 ( 1)	0 ( 1)	0 ( 1)	0 ( 1)	0 ( 1)	0 ( 1)	0 ( 1)	0 ( 1)
Troop Carrier, Heavy . . . . .	0 ( 1)	0 ( 1)	0 ( 1)	0 ( 1)	0 ( 1)	0 ( 1)	0 ( 1)	0 ( 1)	0 ( 1)	0 ( 1)	0 ( 1)	0 ( 1)
<u>SUPPORT FORCES</u>												
<u>MATS Unit - Total.</u> . . . . .	2	2	2	2	2	2	2	2	2	2	2	2
Air Rescue Group . . . . .	1	1	1	1	1	1	1	1	1	1	1	1
Weather Reconnaissance Sq. . . . .	1	1	1	1	1	1	1	1	1	1	1	1
<u>Separate Unit - Total.</u> . . . . .	-	-	-	1	1	1	1	1	2	2	2	2
Radar Evaluation Unit. . . . .	-	-	-	1	1	1	1	1	1	1	1	1
Tow Target Sq. . . . .	-	-	-	-	-	-	-	-	1	1	1	1
CARIBBEAN AIR COMMAND												
<u>COMBAT AND TROOP CARRIER WING - TOTAL.</u>	1 ( 3)	1 ( 3)	1 ( 3)	1 ( 3)	1 ( 3)	1 ( 3)	1 ( 3)	1 ( 3)	1 ( 3)	1 ( 3)	1 ( 3)	1 ( 3)
<u>Combat Wing - Total.</u> . . . . .	1 ( 3)	1 ( 3)	1 ( 3)	1 ( 3)	1 ( 3)	1 ( 3)	1 ( 3)	1 ( 3)	1 ( 3)	1 ( 3)	1 ( 3)	1 ( 3)
<u>Strategic - Total.</u> . . . . .	1 ( 3)	1 ( 3)	1 ( 3)	1 ( 3)	1 ( 3)	1 ( 3)	1 ( 3)	1 ( 3)	1 ( 3)	1 ( 3)	1 ( 3)	1 ( 3)
Strategic Reconnaissance, Heavy . . . . .	1 ( 3)	1 ( 3)	1 ( 3)	1 ( 3)	1 ( 3)	1 ( 3)	1 ( 3)	1 ( 3)	1 ( 3)	1 ( 3)	1 ( 3)	1 ( 3)
<u>SUPPORT FORCES</u>												
<u>MATS Unit - Total.</u> . . . . .	2	2	2	2	2	2	2	2	2	2	3	3
Air Transport Sq. . . . .	1	1	1	1	1	1	1	1	1	1	1	1
Air Rescue Group . . . . .	1	1	1	1	1	1	1	1	1	1	1	1
Weather Reconnaissance Flight. . . . .	-	-	-	-	-	-	-	-	-	-	1	1



TABLE 3 - USAF COMBAT AND TROOP CARRIER WINGS AND SQUADRONS, BY COMMAND, BY TYPE - FISCAL YEAR 1955 (CONTINUED)

TYPE OF UNIT	JUL 1954	AUG	SEP	OCT	NOV	DEC	JAN 1955	FEB	MAR	APR	MAY	JUN
	NORTHEAST AIR COMMAND											
<u>COMBAT AND TROOP CARRIER WING - TOTAL.</u>	1 (4)	1 (4)	1 (4)	1 (3)	1 (4)	1 (4)	1 (4)	1 (4)	1 (4)	1 (4)	1 (4)	1 (4)
<u>Combat Wing - Total.</u>	1 (4)	1 (4)	1 (4)	1 (3)	1 (4)	1 (4)	1 (4)	1 (4)	1 (4)	1 (4)	1 (4)	1 (4)
<u>Air Defense - Total.</u>	1 (4)	1 (4)	1 (4)	1 (3)	1 (4)	1 (4)	1 (4)	1 (4)	1 (4)	1 (4)	1 (4)	1 (4)
<u>Fighter-Interceptor.</u>	1 (4)	1 (4)	1 (4)	1 (3)	1 (4)	1 (4)	1 (4)	1 (4)	1 (4)	1 (4)	1 (4)	1 (4)
SUPPORT FORCES												
<u>Air Refueling Sq - Total</u>	1	1	1	3	-	-	1	1	2	2	3	3
<u>Air Refueling, M (BM&amp;SRM).</u>	1	1	1	3	-	-	1	1	2	2	3	3
<u>MATS Unit - Total.</u>	1	1	1	1	1	1	1	1	1	1	1	1
<u>Air Rescue Group.</u>	1	1	1	1	1	1	1	1	1	1	1	1
<u>Separate Unit - Total.</u>	1	1	1	1	1	1	1	1	2	2	2	2
<u>Radar Evaluation Units</u>	1	1	1	1	1	1	1	1	1	1	1	1
<u>Tow Target Sq.</u>	-	-	-	-	-	-	-	-	1	1	1	1
UNITED STATES AIR FORCES IN EUROPE												
<u>COMBAT AND TROOP CARRIER WINGS-TOTAL.</u>	18 (55)	18 (55)	19 (58)	18 (56)	17 (54)	21 (62)	22 (65)	21 (62)	21 (62)	21 (63)	24 (73)	24 (73)
<u>Combat Wing - Total.</u>	15 (46)	15 (46)	16 (49)	15 (47)	14 (44)	17 (51)	18 (54)	17 (51)	17 (51)	17 (51)	21 (63)	21 (63)
<u>Strategic - Total.</u>	2 (6)	2 (6)	3 (9)	2 (6)	1 (3)	1 (3)	2 (6)	1 (3)	1 (3)	1 (3)	5 (15)	1 (15)
<u>Bomb, Heavy.</u>	-	-	-	-	-	-	-	-	-	-	1 (3)	1 (3)
<u>Bomb, Medium.</u>	2 (6)	2 (6)	2 (6)	2 (6)	1 (3)	1 (3)	2 (6)	1 (3)	1 (3)	1 (3)	2 (6)	2 (6)
<u>Strategic Reconnaissance, Medium.</u>	-	-	-	-	-	-	-	-	-	-	1 (3)	1 (3)
<u>Strategic Fighter.</u>	-	-	1 (3)	-	-	-	-	-	-	-	1 (3)	1 (3)
<u>Air Defense - Total.</u>	3 (8)	4 (9)	4 (9)	3 (8)	3 (8)	4 (9)	4 (9)	4 (9)	4 (9)	4 (9)	4 (9)	4 (9)
<u>Fighter-Interceptor.</u>	3 (8)	4 (9)	4 (9)	3 (8)	3 (8)	4 (9)	4 (9)	4 (9)	4 (9)	4 (9)	4 (9)	4 (9)
<u>Tactical - Total.</u>	10 (32)	9 (31)	9 (31)	10 (33)	10 (33)	12 (39)	12 (39)	12 (39)	12 (39)	12 (39)	12 (39)	12 (39)
<u>Bomb, Light.</u>	2 (6)	2 (6)	2 (6)	2 (6)	2 (6)	2 (6)	2 (6)	2 (6)	2 (6)	2 (6)	2 (6)	2 (6)
<u>Fighter-Bomber.</u>	6 (18)	4 (13)	4 (13)	4 (13)	4 (13)	6 (19)	6 (19)	6 (19)	6 (19)	6 (19)	6 (19)	6 (19)
<u>Fighter-Day.</u>	-	1 (4)	1 (4)	2 (6)	2 (6)	2 (6)	2 (6)	2 (6)	2 (6)	2 (6)	2 (6)	2 (6)
<u>Tactical Reconnaissance.</u>	2 (8)	2 (8)	2 (8)	2 (8)	2 (8)	2 (8)	2 (8)	2 (8)	2 (8)	2 (8)	2 (8)	2 (8)
<u>Troop Carrier Wing - Total.</u>	3 (9)	3 (9)	3 (9)	3 (9)	3 (10)	4 (11)	4 (11)	4 (11)	4 (11)	4 (12)	3 (10)	3 (10)
<u>Troop Carrier, Medium.</u>	3 (9)	3 (9)	3 (9)	3 (9)	3 (10)	4 (11)	4 (11)	4 (11)	4 (11)	4 (12)	3 (10)	3 (10)

TABLE 3 -- USAF COMBAT AND TROOP CARRIER WINGS AND SQUADRONS, BY COMMAND BY TYPE -- FISCAL YEAR 1955 (CONTINUED)

TYPE OF UNIT	JUL 1954	AUG	SEP	OCT	NOV	DEC	JAN 1955	FEB	MAR	APR	MAY	JUN
UNITED STATES AIR FORCES IN EUROPE (CONTINUED)												
<u>COMBAT AND TROOP CARRIER WINGS (CONT'D)</u>												
<u>SUPPORT FORCES</u>												
Air Refueling Sq - Total . . . . .	2	2	2	2	2	1	3	3	3	3	3	3
Air Refueling Sq, M (BM&SRM) . . . . .	2	2	2	2	2	1	3	3	3	3	3	3
MATS Unit - Total . . . . .	4	4	4	4	5	5	5	5	5	5	5	5
Air Rescue Group . . . . .	3	3	3	3	4	4	4	4	4	4	4	4
Weather Reconnaissance Sq . . . . .	1	1	1	1	1	1	1	1	1	1	1	1
Separate Unit - Total . . . . .	4	4	4	4	4	4	4	4	4	4	4	4
Air Resupply Sq . . . . .	2	2	2	2	2	2	2	2	2	2	2	2
Radar Evaluation Unit . . . . .	1	1	1	1	1	1	1	1	1	1	1	1
Tow Target Sq . . . . .	1	1	1	1	1	1	1	1	1	1	1	1
Guided Missile Sq - Total . . . . .	1	1	1	2	2	2	2	2	2	2	2	2
Pilotless Bomber, Light . . . . .	1	1	1	2	2	2	2	2	2	2	2	2
Tactical Missile . . . . .	-	-	-	-	-	-	-	-	-	-	-	2

Source: Operations Statistics Division, Directorate of Statistical Services, DCS/Comptroller

TABLE 4 — COMBAT AND TROOP CARRIER WINGS AND SQUADRONS, WORLDWIDE  
BY TYPE, QUARTERLY, FY 54

(This is a new table and does not appear in the previous fiscal year Statistical Digest)

	FISCAL YEAR 1954			
	Sep 53	Dec 53	Mar 54	Jun 54
<u>COMBAT AND TROOP CARRIER - TOTAL</u>	106 (324)	112 (344)	115 (354)	115 (355)
<u>COMBAT - TOTAL</u>	90 (273)	96 (293)	99 (303)	99 (304)
<u>Strategic - Total</u> . . . . .	41 (124)	44 (133)	44 (133)	44 (133)
Bombardment, Heavy . . . . .	6 (18)	6 (18)	6 (18)	6 (18)
Bombardment, Medium . . . . .	22 (66)	24 (72)	24 (72)	24 (72)
Strategic Reconnaissance, H. . . . .	4 (12)	4 (12)	4 (12)	4 (12)
Strategic Reconnaissance, M. . . . .	4 (13)	4 (13)	4 (13)	4 (13)
Strategic Fighter . . . . .	5 (15)	6 (18)	6 (18)	6 (18)
<u>Air Defense - Total</u> . . . . .	26 (78)	27 (81)	28 (83)	28 (84)
Fighter- Interceptor . . . . .	26 (78)	27 (81)	28 (83)	28 (84)
<u>Tactical - Total</u> . . . . .	23 (71)	25 (79)	27 (87)	27 (87)
Bombardment, Light . . . . .	4 (12)	5 (15)	5 (15)	5 (15)
Fighter - Bomber . . . . .	15 (45)	16 (49)	16 (49)	16 (49)
Fighter - Day . . . . .	-	-	1 (3)	1 (3)
Tactical Reconnaissance . . . . .	4 (14)	4 (15)	5 (20)	5 (20)
<u>TROOP CARRIER - TOTAL</u> . . . . .	16 (51)	16 (51)	16 (51)	16 (51)
Troop Carrier, Heavy . . . . .	4 (13)	4 (13)	4 (13)	4 (13)
Troop Carrier, Medium . . . . .	12 (38)	12 (38)	12 (38)	12 (38)
<u>SUPPORT FORCES</u>				
Troop Carrier Group, Aslt-Total . . . . .	0 (2)	0 (2)	0 (2)	0 (2)
Troop Carrier, Assault, F. W. . . . .	0 (1)	0 (1)	0 (1)	0 (1)
Troop Carrier, Assault, R. W. . . . .	0 (1)	0 (1)	0 (1)	0 (1)
<u>Air Refueling Squadron- Total</u> . . . . .	26	29	31	32
Air Refueling, Medium . . . . .	24	24	25	26
Air Refueling, Strategic Ftr . . . . .	1	4	4	4
Air Refueling, Fighter-Bomber . . . . .	1	1	2	2
<u>MATS Air Transport Sq. Total</u> . . . . .	36	38	43	43
Air Transport, Heavy . . . . .	14	16	20	22
Air Transport, Medium . . . . .	22	22	23	21
<u>Separate Unit - Total</u> . . . . .	49	50	50	47
Abn Early Wng and Con Sq . . . . .	-	1	2	2
Air Rescue Group . . . . .	13	13	12	12
Air Resupply Squadron . . . . .	3	3	3	3
Air Transport Squadron ( AE) . . . . .	6	6	6	5
Liaison Squadron . . . . .	8	8	5	2
Logistics Support Sq . . . . .	2	2	2	2
Photo Mapping Group . . . . .	1	1	1	1
Weather Reconnaissance Sq. . . . .	6	6	6	6
Strategic Support Squadron . . . . .	4	4	4	4
Radar Evaluation Unit . . . . .	-	-	4	5
Tow Target Squadron . . . . .	6	6	5	5
<u>Pilotless Bomber Sq. Light-Total</u> . . . . .	2	2	2	2
Pilotless Bomber Squadron, Light . . . . .	2	2	2	2

Source: Operations Statistics Division, Directorate of Statistical Services, DCS/C.

TABLE 5 - COMBAT AND TROOP CARRIER WINGS AND SQUADRONS, WORLDWIDE  
BY TYPE, QUARTERLY, FY 52 - FY 53

(This is a new table and does not appear in the previous fiscal year Statistical Digest)

TYPE OF UNIT	FISCAL YEAR 1952				FISCAL YEAR 1953			
	Sep 51	Dec 51	Mar 52	Jun 52	Sep 52	Dec 52	Mar 53	Jun 53
<b>COMBAT AND TROOP CARRIER - TOTAL</b>	<b>88 (267)</b>	<b>90 (273)</b>	<b>91 (276)</b>	<b>95 (288)</b>	<b>96 (290)</b>	<b>98 (299)</b>	<b>103 (314)</b>	<b>106 (322)</b>
<b>COMBAT - TOTAL</b>	<b>73 (220)</b>	<b>75 (226)</b>	<b>76 (229)</b>	<b>80 (241)</b>	<b>81 (244)</b>	<b>83 (251)</b>	<b>88 (266)</b>	<b>90 (271)</b>
<u>Strategic - Total</u>	<u>30 (91)</u>	<u>32 (97)</u>	<u>33 (100)</u>	<u>37 (112)</u>	<u>38 (115)</u>	<u>39 (118)</u>	<u>41 (124)</u>	<u>41 (124)</u>
Bombardment, Heavy	3 (9)	3 (9)	3 (9)	4 (12)	4 (12)	5 (15)	6 (18)	6 (18)
Bombardment, Medium	19 (57)	20 (60)	21 (63)	22 (66)	22 (66)	22 (66)	22 (66)	22 (66)
Strategic Reconnaissance, H.	2 (6)	2 (6)	2 (6)	3 (9)	3 (9)	4 (12)	4 (12)	4 (12)
Strategic Reconnaissance, M.	3 (10)	4 (13)	4 (13)	5 (16)	5 (16)	4 (13)	4 (13)	4 (13)
Fighter Escort	3 (9)	3 (9)	3 (9)	3 (9)	3 (9)	-	-	-
Strategic Fighter	-	-	-	-	4 (12)	4 (12)	5 (15)	5 (15)
<u>Air Defense - Total</u>	<u>20 (60)</u>	<u>20 (60)</u>	<u>20 (60)</u>	<u>20 (60)</u>	<u>20 (60)</u>	<u>21 (64)</u>	<u>24 (73)</u>	<u>26 (78)</u>
Fighter-Interceptor	20 (60)	20 (60)	20 (60)	20 (60)	20 (60)	21 (64)	24 (73)	26 (78)
<u>Tactical - Total</u>	<u>23 (69)</u>	<u>23 (69)</u>	<u>23 (69)</u>	<u>23 (69)</u>	<u>23 (69)</u>	<u>23 (69)</u>	<u>23 (69)</u>	<u>23 (69)</u>
Bombardment, Light	4 (12)	4 (12)	4 (12)	4 (12)	4 (12)	4 (12)	4 (12)	4 (12)
Fighter-Bomber	15 (45)	15 (45)	15 (45)	15 (45)	15 (45)	15 (45)	15 (45)	15 (45)
Tactical Reconnaissance	4 (12)	4 (12)	4 (12)	4 (12)	4 (12)	4 (12)	4 (12)	4 (12)
<b>TROOP CARRIER - TOTAL</b>	<b>15 (47)</b>	<b>15 (47)</b>	<b>15 (47)</b>	<b>15 (47)</b>	<b>15 (46)</b>	<b>15 (48)</b>	<b>15 (48)</b>	<b>16 (51)</b>
Troop Carrier, Heavy	3 (9)	3 (9)	3 (9)	3 (9)	3 (9)	3 (10)	3 (10)	4 (13)
Troop Carrier, Medium	12 (37)	12 (37)	12 (37)	12 (37)	12 (37)	12 (38)	12 (38)	12 (38)
Troop Carrier, Assault	0 (1)	0 (1)	0 (1)	0 (1)	-	-	-	-
<b>SUPPORT FORCES</b>								
<u>Troop Carrier Group, Aslt - Tot.</u>	-	-	-	-	0 (1)	0 (2)	0 (2)	0 (2)
Troop Carrier, Assault, F. W.	-	-	-	-	0 (1)	0 (1)	0 (1)	0 (1)
Troop Carrier, Assault, R. W.	-	-	-	-	-	0 (1)	0 (1)	0 (1)
<u>Air Refueling Squadron - Total</u>	<u>16</u>	<u>16</u>	<u>16</u>	<u>15</u>	<u>17</u>	<u>19</u>	<u>21</u>	<u>22</u>
Air Refueling, Medium	16	16	16	15	17	19	21	22
<u>MATS Air Transport - Total</u>	<u>24</u>	<u>28</u>	<u>31</u>	<u>31</u>	<u>31</u>	<u>31</u>	<u>34</u>	<u>35</u>
Air Transport	24	28	31	31	-	-	-	-
Air Transport, Heavy	-	-	-	-	13	13	14	14
Air Transport, Medium	-	-	-	-	18	18	20	21
<u>Separate Unit - Total</u>	<u>29</u>	<u>29</u>	<u>30</u>	<u>30</u>	<u>42</u>	<u>45</u>	<u>47</u>	<u>50</u>
Air Rescue Squadron	11	11	12	12	-	-	-	-
Air Rescue Group	-	-	-	-	12	12	12	13
Air Resupply Squadron	2	2	2	2	3	3	3	3
Air Transport Squadron (AE)	-	-	-	-	6	6	6	6
Liaison Squadron	3	3	3	3	6	8	9	10
Logistic Support Squadron	-	-	-	-	1	1	1	1
Mapping and Charting Squadron	-	-	-	-	-	1	1	1
Strategic Recon Sq, M. Wea	6	6	6	6	6	6	6	6
Strategic Support Squadron	3	3	3	3	3	3	4	4
Tow Target Squadron	4	4	4	4	5	5	5	6
<u>Pilotless Bomber Sq, Light-Total</u>	<u>-</u>	<u>1</u>	<u>2</u>	<u>2</u>	<u>2</u>	<u>2</u>	<u>2</u>	<u>2</u>
Pilotless Bomber Squadron, Light	-	1	2	2	2	2	2	2

Source: Operations Statistics Division, Directorate of Statistical Services, DCS/C.

TABLE 6 - COMBAT AND TROOP CARRIER GROUPS AND SQUADRONS, WORLD-WIDE  
BY TYPE, QUARTERLY FY 48 - FY 51

(This is a new table and does not appear in the previous fiscal year Statistical Digest)

TYPE OF UNIT	FISCAL YEAR 1948				FISCAL YEAR 1949			
	Sep 47	Dec 47	Mar 48	Jun 48	Sep 48	Dec 48	Mar 49	Jun 49
<b>COMBAT AND TROOP CARRIER - TOTAL.</b>	<b>70 (211)</b>	<b>70 (211)</b>	<b>70 (210)</b>	<b>70 (210)</b>	<b>61 (186)</b>	<b>60 (184)</b>	<b>60 (179)</b>	<b>57 (171)</b>
<b>COMBAT - TOTAL.</b>	<b>60 (181)</b>	<b>60 (181)</b>	<b>60 (180)</b>	<b>60 (180)</b>	<b>53 (160)</b>	<b>51 (154)</b>	<b>51 (151)</b>	<b>48 (144)</b>
Bombardment, Very Heavy . . . . .	21 (63)	21 (63)	21 (63)	13 (39)	3 (9)	-	-	-
Bombardment, Heavy . . . . .	-	-	-	-	1 (3)	2 (6)	2 (6)	3 (9)
Bombardment, Medium . . . . .	-	-	-	8 (24)	13 (39)	13 (39)	13 (39)	12 (36)
Bombardment, Light . . . . .	5 (15)	5 (15)	5 (15)	5 (15)	3 (9)	3 (9)	3 (9)	2 (6)
Fighter . . . . .	24 (73)	24 (73)	25 (75)	25 (75)	25 (75)	25 (75)	22 (66)	21 (63)
Fighter All Weather . . . . .	-	-	-	-	-	-	3 (9)	3 (9)
Reconnaissance . . . . .	9 (27)	9 (27)	9 (27)	9 (27)	8 (25)	8 (25)	-	-
Strategic Reconnaissance . . . . .	-	-	-	-	-	-	3 (9)	4 (13)
Reconnaissance Weather . . . . .	-	-	-	-	-	-	2 (5)	2 (5)
Tactical Reconnaissance . . . . .	-	-	-	-	-	-	3 (8)	1 (3)
Composite . . . . .	1 (3)	1 (3)	-	-	-	-	-	-
<b>TROOP CARRIER - TOTAL</b>	<b>10 (30)</b>	<b>10 (30)</b>	<b>10 (30)</b>	<b>10 (30)</b>	<b>8 (26)</b>	<b>9 (30)</b>	<b>9 (28)</b>	<b>9 (27)</b>
Troop Carrier . . . . .	10 (30)	10 (30)	10 (30)	10 (30)	8 (26)	9 (30)	-	-
Troop Carrier, Heavy . . . . .	-	-	-	-	-	-	6 (19)	6 (19)
Troop Carrier, Medium . . . . .	-	-	-	-	-	-	3 (9)	3 (8)
<b>SUPPORTING UNITS</b>								
Air Refueling Squadron, M . . . . .	-	-	-	-	2	2	6	6
<b>SEPARATE SQUADRON - TOTAL</b>	<b>16</b>	<b>17</b>	<b>18</b>	<b>18</b>	<b>17</b>	<b>17</b>	<b>16</b>	<b>10</b>
Photo Reconnaissance, Special . . . . .	-	-	1	1	1	1	1	1
Strategic Support . . . . .	-	-	-	-	-	-	2	2
Liaison . . . . .	8	9	9	9	8	8	5	-
Air Rescue . . . . .	6	6	6	6	6	6	6	7
Geodetic Control . . . . .	1	1	1	1	1	1	1	-
Tow Target . . . . .	1	1	1	1	1	1	1	1
<b>FISCAL YEAR 1950</b>								
<b>FISCAL YEAR 1951</b>								
<b>COMBAT AND TROOP CARRIER - TOTAL.</b>	<b>53 (161)</b>	<b>48 (147)</b>	<b>48 (147)</b>	<b>48 (147)</b>	<b>51 (156)</b>	<b>60 (184)</b>	<b>75 (225)</b>	<b>87 (262)</b>
<b>COMBAT - TOTAL.</b>	<b>46 (139)</b>	<b>42 (128)</b>	<b>42 (128)</b>	<b>42 (128)</b>	<b>44 (134)</b>	<b>51 (156)</b>	<b>65 (193)</b>	<b>72 (215)</b>
Bombardment, Heavy . . . . .	3 (9)	3 (9)	3 (9)	3 (9)	3 (9)	2 (6)	2 (6)	3 (9)
Bombardment, Medium . . . . .	12 (36)	12 (36)	12 (36)	12 (36)	12 (36)	13 (39)	17 (51)	18 (54)
Bombardment, Light . . . . .	2 (6)	1 (4)	1 (4)	1 (4)	2 (8)	2 (8)	4 (10)	5 (13)
Fighter . . . . .	19 (57)	17 (51)	1 (3)	-	-	-	-	-
Fighter Escort . . . . .	-	-	1 (3)	1 (3)	2 (6)	3 (9)	3 (9)	3 (9)
Fighter Bomber . . . . .	-	-	7 (21)	7 (21)	6 (18)	10 (30)	12 (36)	15 (45)
Fighter Interceptor . . . . .	-	-	8 (24)	9 (27)	9 (27)	9 (28)	17 (51)	20 (60)
Fighter - All Weather . . . . .	3 (9)	3 (9)	3 (9)	3 (9)	3 (9)	3 (9)	3 (9)	-
Strategic Reconnaissance . . . . .	4 (13)	3 (10)	3 (10)	3 (10)	3 (10)	-	-	-
Strategic Reconnaissance, H . . . . .	-	-	-	-	-	2 (6)	2 (6)	2 (6)
Strategic Reconnaissance, M . . . . .	-	-	-	-	-	2 (7)	2 (7)	2 (7)
Reconnaissance Weather . . . . .	2 (6)	2 (6)	2 (6)	2 (6)	2 (6)	2 (6)	-	-
Tactical Reconnaissance . . . . .	1 (3)	1 (3)	1 (3)	1 (3)	2 (5)	3 (8)	3 (8)	4 (12)
<b>TROOP CARRIER - TOTAL</b>	<b>7 (22)</b>	<b>6 (19)</b>	<b>6 (19)</b>	<b>6 (17)</b>	<b>7 (22)</b>	<b>9 (28)</b>	<b>10 (32)</b>	<b>15 (47)</b>
Troop Carrier, Heavy . . . . .	4 (14)	4 (12)	3 (10)	3 (10)	3 (10)	3 (10)	3 (9)	3 (9)
Troop Carrier, Medium . . . . .	3 (8)	2 (7)	3 (9)	3 (9)	4 (12)	6 (18)	7 (23)	12 (38)
<b>SUPPORTING UNITS</b>								
Air Refueling Squadron, M . . . . .	6	6	6	9	11	12	12	14
MATS Air Transport Squadron . . . . .	-	-	-	20	20	20	20	21
<b>SEPARATE SQUADRON - TOTAL</b>	<b>11</b>	<b>13</b>	<b>13</b>	<b>13</b>	<b>14</b>	<b>16</b>	<b>24</b>	<b>26</b>
Strategic Reconnaissance, M. Wea. . . . .	-	-	-	-	-	-	6	6
Strategic Support . . . . .	2	2	2	2	2	3	3	3
Liaison . . . . .	-	2	2	2	2	2	2	2
Air Rescue . . . . .	8	8	8	8	9	9	11	11
Air Resupply . . . . .	-	-	-	-	-	-	-	1
Tow Target . . . . .	1	1	1	1	1	2	2	3

Source: Operations Statistics Division, Directorate of Statistical Services, DCS/C.

**TABLE 7 - COMBAT AND TROOP CARRIER GROUPS AND SQUADRONS, WORLD-WIDE**  
**BY TYPE, QUARTERLY, FY 42 - FY 47**

(This is a new table and does not appear in the previous fiscal year Statistical Digest)

TYPE OF UNIT	FISCAL YEAR 1942				FISCAL YEAR 1943			
	Nov 41	Dec 41	Mar 52	Jun 42	Sep 42	Dec 42	Mar 43	Jun 43
<b>COMBAT AND TROOP CARRIER - TOTAL</b>	<b>64 (234)</b>	<b>64 (233)</b>	<b>89 (337)</b>	<b>101 (400)</b>	<b>117 (452)</b>	<b>136 (517)</b>	<b>155 (588)</b>	<b>185 (699)</b>
<b>COMBAT - TOTAL</b>	<b>60 (220)</b>	<b>60 (219)</b>	<b>80 (310)</b>	<b>92 (359)</b>	<b>108 (411)</b>	<b>124 (464)</b>	<b>140 (523)</b>	<b>166 (618)</b>
Bombardment, Very Heavy	-	-	-	-	-	-	1 (4)	1 (4)
Bombardment, Heavy	13 (51)	13 (50)	21 (82)	28 (112)	30 (116)	37 (148)	39 (156)	51 (204)
Bombardment, Medium	6 (23)	6 (23)	9 (36)	13 (52)	19 (76)	19 (76)	20 (78)	23 (93)
Bombardment, Light	6 (26)	6 (26)	7 (30)	7 (30)	4 (19)	4 (18)	6 (26)	7 (29)
Fighter	22 (71)	22 (71)	27 (91)	27 (91)	36 (117)	47 (147)	56 (182)	60 (197)
Reconnaissance	12 (46)	12 (46)	15 (66)	16 (71)	18 (79)	16 (71)	17 (73)	23 (87)
Composite	1 (3)	1 (3)	1 (5)	1 (3)	1 (4)	1 (4)	1 (4)	1 (4)
<b>TROOP CARRIER - TOTAL</b>	<b>4 (14)</b>	<b>4 (14)</b>	<b>9 (27)</b>	<b>9 (41)</b>	<b>9 (41)</b>	<b>12 (53)</b>	<b>15 (65)</b>	<b>19 (81)</b>
Troop Carrier	4 (14)	4 (14)	9 (27)	9 (41)	9 (41)	12 (53)	15 (65)	19 (81)
<b>SEPARATE SQUADRON - TOTAL</b>	-	-	-	-	<b>1</b>	<b>2</b>	<b>2</b>	<b>2</b>
Liaison	-	-	-	-	-	-	-	-
Emergency Rescue	-	-	-	-	-	-	-	-
Tow Target	-	-	-	-	1	2	2	2

	FISCAL YEAR 1944				FISCAL YEAR 1945			
	Sep 43	Dec 43	Mar 44	Jun 44	Sep 44	Dec 44	Mar 45	Jun 45
<b>COMBAT AND TROOP CARRIER - TOTAL</b>	<b>206 (779)</b>	<b>218 (839)</b>	<b>222 (858)</b>	<b>234 (904)</b>	<b>239 (923)</b>	<b>242 (937)</b>	<b>243 (934)</b>	<b>243 (927)</b>
<b>COMBAT - TOTAL</b>	<b>184 (686)</b>	<b>194 (737)</b>	<b>198 (756)</b>	<b>206 (786)</b>	<b>211 (804)</b>	<b>214 (817)</b>	<b>214 (814)</b>	<b>214 (807)</b>
Bombardment, Very Heavy	4 (16)	8 (32)	10 (40)	21 (67)	24 (76)	24 (72)	25 (75)	29 (88)
Bombardment, Heavy	66 (264)	72 (293)	74 (302)	73 (299)	73 (299)	73 (299)	72 (295)	68 (279)
Bombardment, Medium	22 (91)	22 (89)	22 (86)	21 (85)	21 (85)	21 (85)	20 (81)	17 (69)
Bombardment, Light	6 (25)	7 (29)	7 (29)	7 (28)	7 (28)	7 (28)	8 (32)	10 (40)
Fighter	67 (217)	68 (228)	67 (229)	67 (227)	66 (226)	71 (241)	71 (240)	71 (238)
Reconnaissance	18 (70)	16 (64)	16 (63)	13 (61)	16 (70)	13 (70)	13 (69)	13 (68)
Composite	1 (3)	1 (2)	2 (7)	4 (19)	4 (20)	5 (22)	5 (22)	6 (25)
<b>TROOP CARRIER - TOTAL</b>	<b>22 (93)</b>	<b>24 (102)</b>	<b>24 (102)</b>	<b>28 (118)</b>	<b>28 (119)</b>	<b>28 (120)</b>	<b>29 (120)</b>	<b>29 (120)</b>
Troop Carrier	22 (93)	24 (102)	24 (102)	28 (118)	28 (119)	28 (120)	29 (120)	29 (120)
<b>SEPARATE SQUADRON - TOTAL</b>	<b>16</b>	<b>20</b>	<b>26</b>	<b>24</b>	<b>24</b>	<b>26</b>	<b>32</b>	<b>35</b>
Liaison	14	14	19	16	16	17	18	18
Emergency Rescue	-	2	3	4	4	4	8	9
Geodetic Control	-	-	-	-	-	-	-	1
Tow Target	2	4	4	4	4	5	6	7

	FISCAL YEAR 1946				FISCAL YEAR 1947			
	Sep 45	Dec 45	Mar 46	Jun 46	Sep 46	Dec 46	Mar 47	Jun 47
<b>COMBAT AND TROOP CARRIER - TOTAL</b>	<b>201 (761)</b>	<b>109 (419)</b>	<b>71 (262)</b>	<b>54 (202)</b>	<b>52 (191)</b>	<b>52 (179)</b>	<b>55 (173)</b>	<b>63 (190)</b>
<b>COMBAT - TOTAL</b>	<b>175 (660)</b>	<b>92 (347)</b>	<b>59 (217)</b>	<b>45 (169)</b>	<b>44 (165)</b>	<b>44 (152)</b>	<b>47 (146)</b>	<b>53 (160)</b>
Bombardment, Very Heavy	40 (130)	28 (93)	21 (65)	15 (45)	15 (45)	15 (45)	14 (42)	14 (42)
Bombardment, Heavy	27 (116)	17 (67)	7 (29)	2 (11)	2 (11)	2 (11)	-	-
Bombardment, Medium	15 (61)	5 (17)	2 (7)	-	-	-	-	-
Bombardment, Light	9 (36)	4 (14)	2 (7)	3 (9)	3 (9)	3 (9)	3 (9)	5 (15)
Fighter	67 (226)	29 (105)	22 (78)	21 (76)	21 (77)	22 (74)	23 (71)	24 (73)
Reconnaissance	11 (69)	6 (41)	3 (26)	2 (21)	2 (21)	3 (21)	6 (22)	8 (25)
Composite	6 (22)	3 (10)	2 (4)	2 (6)	1 (2)	1 (2)	1 (2)	2 (5)
<b>TROOP CARRIER - TOTAL</b>	<b>26 (101)</b>	<b>17 (72)</b>	<b>12 (45)</b>	<b>9 (33)</b>	<b>8 (26)</b>	<b>8 (27)</b>	<b>8 (27)</b>	<b>10 (30)</b>
Troop Carrier	26 (101)	17 (72)	12 (45)	9 (33)	8 (26)	8 (27)	8 (27)	10 (30)
<b>SEPARATE SQUADRON - TOTAL</b>	<b>39</b>	<b>29</b>	<b>22</b>	<b>20</b>	<b>20</b>	<b>19</b>	<b>17</b>	<b>16</b>
Liaison	21	14	10	8	8	8	8	8
Emergency Rescue	8	7	7	7	-	-	-	-
Air Rescue	-	-	-	-	7	8	7	6
Geodetic Control	1	1	1	1	1	1	1	1
Tow Target	9	7	4	4	4	2	1	1

Source: Operations Statistics Division, Directorate of Statistical Services, DCS/C.



TABLE 8 -- USAF COMBAT AND TROOP CARRIER WINGS AND AIRLIFT SUPPORT FORCES EQUIPPED  
BY TYPE OF AIRCRAFT POSSESSED -- FISCAL YEAR 1955

(Title changed only, for comparative purposes to the previous fiscal year table, see Table 5, SDFY 54.)  
Figures in parentheses represent the number of squadrons of the type corresponding to the Wing or Group

TYPE OF AIRCRAFT POSSESSED BY TYPE OF UNIT	30 SEP 1954	31 DEC 1954	31 MAR 1955	30 JUN 1955
<b>COMBAT AND TROOP CARRIER WING a/</b>				
Activated - Total	118 (364)	121 (372)	122 (374)	121 (375)
Unequipped - Total	7 (26)	7 (25)	6 (18)	4 (15)
Equipped - Total b/	111 (338)	114 (346)	116 (355)	117 (360)
<b>Combat Wing</b>				
Activated - Total	103 (316)	106 (324)	108 (330)	108 (332)
Unequipped - Total	7 (26)	7 (25)	6 (18)	4 (15)
Equipped - Total b/	96 (290)	99 (298)	102 (312)	104 (317)
<b>Bomber - Total</b>				
B-35	6 (18)	6 (18)	6 (18)	6 (18)
B-47	15 (44)	17 (51)	18 (55)	21 (61)
B-50	2 (5)	2 (5)	2 (5)	-
B-29	1 (3)	-	-	-
B-57	-	-	1 (2)	1 (3)
B-45	1 (3)	1 (3)	1 (3)	1 (3)
B-26	5 (14)	5 (14)	4 (13)	4 (12)
<b>Fighter - Total</b>				
F-100	-	0 (1)	-	1 (3)
F-94	5 (14)	4 (12)	3 (11)	3 (10)
F-89	4 (12)	4 (13)	5 (16)	6 (18)
F-86A E/F	19 (58)	17 (51)	13 (41)	13 (38)
F-86D	15 (44)	16 (47)	19 (55)	19 (58)
F-86H	-	1 (2)	3 (8)	3 (9)
F-84	10 (30)	11 (33)	12 (36)	12 (36)
<b>Reconnaissance - Total</b>				
RB-35	4 (12)	4 (12)	4 (12)	4 (12)
RB-47	3 (9)	4 (12)	4 (12)	4 (13)
YRB-47	2 (6)	2 (6)	2 (6)	1 (4)
RB-50	0 (1)	0 (1)	0 (1)	0 (1)
RB-29	0 (1)	-	-	-
RB-57	0 (1)	0 (1)	0 (1)	0 (1)
RB-45	0 (1)	0 (1)	0 (1)	0 (1)
RB-26	2 (6)	2 (6)	2 (6)	2 (6)
RF-84	-	0 (1)	1 (2)	1 (4)
RF-80	2 (8)	3 (8)	2 (8)	2 (6)
<b>Troop Carrier Wing</b>				
Activated - Total	15 (48)	15 (48)	14 (44)	13 (43)
Unequipped - Total	-	-	-	-
Equipped - Total b/	15 (48)	15 (48)	14 (44)	13 (43)
C-124	4 (12)	4 (12)	4 (12)	4 (12)
C-54	0 (1)	0 (1)	0 (1)	0 (1)
C-119	10 (30)	10 (30)	10 (30)	10 (30)
C-47	0 (1)	0 (1)	0 (1)	0 (1)
C-46	1 (4)	1 (4)	-	-
<b>Airlift Support Forces</b>				
<b>Troop Carrier Group, Assault</b>				
Activated - Total	0 (2)	1 (3)	2 (6)	2 (6)
Unequipped - Total	0 (1)	0 (1)	0 (1)	-
Equipped - Total b/	0 (1)	1 (2)	2 (5)	2 (6)
C-122	-	0 (1)	0 (1)	0 (1)
H-19	0 (1)	1 (1)	1 (3)	1 (3)
H-21	-	-	1 (1)	1 (2)
<b>Air Refueling Squadron</b>				
Activated - Total	35	35	37	39
Unequipped - Total	3	1	1	2
Equipped - Total b/	32	34	36	37
KC-97	26	27	29	30
KC-29	6	7	7	7
<b>MATS Air Transport Squadron</b>				
Activated - Total	46	47	47	47
Unequipped - Total	3	1	-	6
Equipped - Total b/	43	46	47	41
C-124	17	16	17	15
C-119	2	3	5	6
C-97	5	5	5	3
C-74	1	1	1	1
C-54	18	21	19	16

a/ Does not include Airlift Support Forces

b/ Equipped includes all units possessing 50% or more of authorized number of aircraft.

Source: Operations Statistics Division, Directorate of Statistical Services, DCS/Comptroller.

TABLE 9 - USAF COMBAT AND TROOP CARRIER WINGS AND AIRLIFT SUPPORT FORCES EQUIPPED

BY TYPE OF AIRCRAFT POSSESSED, FY 51 - FY 54

(This is a new table and does not appear in the previous fiscal year Statistical Digest)

Figures in parentheses represent the number of squadrons of the type corresponding to the Wing or Group

TYPE OF AIRCRAFT POSSESSED BY TYPE OF UNIT	FY 1951	FY 1952	FY 1953	FY 1954
<b>COMBAT AND TROOP CARRIER WING a/</b>				
ACTIVATED - TOTAL . . . . .	87 (262)	95 (288)	106 (322)	115 (355)
UNEQUIPPED - TOTAL . . . . .	11 (36)	10 (31)	11 (35)	8 (27)
EQUIPPED - TOTAL b/. . . . .	76 (226)	85 (257)	95 (287)	107 (328)
<b>Combat Wing</b>				
Activated - Total . . . . .	72 (215)	80 (241)	90 (271)	99 (304)
Unequipped - Total . . . . .	11 (33)	10 (31)	10 (32)	8 (27)
Equipped - Total b/. . . . .	61 (182)	70 (210)	80 (239)	91 (277)
<b>Bomber - Total . . . . .</b>	19 (57)	27 (80)	28 (83)	29 (87)
B-36 . . . . .	2 (6)	3 (9)	5 (14)	6 (18)
B-47 . . . . .	-	1 (3)	4 (13)	13 (40)
B-50 . . . . .	4 (12)	5 (14)	5 (15)	2 (5)
B-29 . . . . .	9 (27)	14 (42)	10 (29)	3 (9)
B-45 . . . . .	1 (2)	1 (2)	1 (2)	1 (3)
B-26 . . . . .	3 (10)	3 (10)	3 (10)	4 (12)
<b>Fighter - Total . . . . .</b>	36 (109)	34 (104)	42 (124)	50 (148)
F-94 . . . . .	3 (10)	4 (11)	7 (21)	6 (17)
F-89 . . . . .	-	0 (1)	1 (2)	3 (9)
F-86A/E/P . . . . .	5 (16)	7 (21)	13 (39)	19 (56)
F-86D . . . . .	-	-	3 (10)	13 (38)
F-84 . . . . .	9 (30)	11 (34)	14 (42)	9 (28)
F-82 . . . . .	1 (2)	-	-	-
F-80 . . . . .	6 (15)	2 (7)	2 (5)	-
F-51 . . . . .	10 (29)	8 (23)	2 (5)	-
F-47 . . . . .	2 (7)	2 (7)	-	-
<b>Reconnaissance - Total . . . . .</b>	6 (16)	9 (26)	10 (32)	12 (42)
RB-26 . . . . .	1 (3)	2 (6)	4 (12)	4 (12)
RB-47 . . . . .	-	-	-	2 (6)
YRB-47 . . . . .	-	-	1 (2)	2 (6)
RB-50 . . . . .	1 (2)	1 (3)	1 (3)	0 (1)
RB-29 . . . . .	0 (2)	1 (3)	0 (2)	0 (1)
RB-57 . . . . .	-	-	-	- (1)
RB-45 . . . . .	1 (2)	1 (2)	0 (1)	0 (1)
RB-26 . . . . .	1 (2)	1 (4)	1 (4)	2 (6)
RF-80 . . . . .	1 (3)	3 (7)	3 (8)	2 (8)
RF-51 . . . . .	1 (2)	0 (1)	-	-
<b>Troop Carrier Wing</b>				
Activated - Total . . . . .	15 (47)	15 (47)	16 (51)	16 (51)
Unequipped - Total . . . . .	0 (3)	-	1 (3)	-
Equipped - Total b/. . . . .	15 (44)	15 (47)	15 (48)	16 (51)
C-124 . . . . .	0 (1)	1 (3)	3 (9)	4 (12)
C-54 . . . . .	3 (7)	2 (6)	0 (1)	0 (1)
C-122 . . . . .	-	0 (1)	-	-
C-119 . . . . .	4 (11)	6 (16)	9 (27)	11 (33)
C-82 . . . . .	2 (6)	2 (6)	1 (2)	-
C-47 . . . . .	0 (1)	0 (1)	0 (1)	0 (1)
C-46 . . . . .	6 (18)	4 (14)	2 (8)	1 (4)
<b>Airlift Support Forces</b>				
<b>Troop Carrier Group, Assault</b>				
Activated - Total . . . . .	-	-	0 (2)	0 (2)
Unequipped - Total . . . . .	-	-	-	-
Equipped - Total b/. . . . .	-	-	0 (2)	0 (2)
C-122 . . . . .	-	-	0 (1)	0 (1)
H-19 . . . . .	-	-	0 (1)	0 (1)
<b>Air Refueling Squadron</b>				
Activated - Total . . . . .	14	15	22	32
Unequipped - Total . . . . .	7	3	4	3
Equipped - Total b/. . . . .	7	12	18	29
KC-97 . . . . .	-	4	10	21
KB-29 . . . . .	7	8	8	6
<b>MATS Air Transport Squadron</b>				
Activated - Total . . . . .	21	31	35	43
Unequipped - Total . . . . .	4	6	1	3
Equipped - Total b/. . . . .	17	25	34	40
C-124 . . . . .	-	3	7	14
C-118 . . . . .	-	-	1	1
C-97 . . . . .	5	6	5	5
C-74 . . . . .	1	-	1	1
C-54 . . . . .	11	15	20	19

a/ Does not include Airlift Support Forces.

b/ Equipped includes all units possessing 50% or more of authorized number of aircraft.

Source: Operations Statistics Division, Directorate of Statistical Services, DCS/Comptroller.

TABLE 10 - AIRCRAFT AND CREWS IN COMBAT AND AIRLIFT UNITS - BY QUARTER - FY 1955

BY TYPE AND MODEL AIRCRAFT	30 SEPTEMBER 1954						31 DECEMBER 1954					
	AIRCRAFT			CREWS			AIRCRAFT			CREWS		
	AUTH	ON HAND	COMBAT READY	AUTH	ASGD	COMBAT READY	AUTH	ON HAND	COMBAT READY	AUTH	ASGD	COMBAT READY
<u>Combat and Airlift - Total a/</u>	8,931	7,845	4,569	11,296	10,007	6,255	9,241	8,007	4,631	12,096	10,305	6,358
<u>Combat - Total . . . . .</u>	6,380	5,437	3,057	8,240	7,495	4,148	6,648	5,568	3,062	8,841	7,599	4,122
<u>Bomber - Total . . . . .</u>	1,527	1,221	784	1,830	1,404	936	1,557	1,293	849	2,138	1,461	967
B-26 . . . . .	248	224	142	308	248	172	200	238	162	236	245	182
B-29 . . . . .	60	31	19	60	34	3	-	-	-	-	-	-
B-36 . . . . .	180	165	106	216	192	147	180	171	103	216	192	150
B-45 . . . . .	48	34	24	60	60	60	48	34	28	60	33	33
B-47 . . . . .	900	693	443	1,080	795	480	990	772	516	1,452	896	531
B-50 . . . . .	75	74	50	90	75	74	75	78	40	110	95	71
B-57 . . . . .	16	-	-	16	-	-	64	-	-	64	-	-
<u>Fighter - Total . . . . .</u>	4,100	3,544	1,852	5,572	5,224	2,619	4,325	3,561	1,778	5,801	5,262	2,529
F-80 . . . . .	-	3	2	-	-	-	-	3	-	-	-	-
F-84G . . . . .	400	455	293	495	570	392	425	317	211	525	424	270
F-84F . . . . .	375	264	83	450	396	-	525	445	170	600	556	9
F-86A/E/F . . . . .	1,375	1,317	830	1,734	1,799	753	1,025	1,156	691	1,260	1,720	768
F-86D . . . . .	1,300	918	397	1,924	1,529	1,090	1,450	1,005	449	2,220	1,503	1,135
F-86H . . . . .	-	-	-	-	-	-	150	33	-	180	90	-
F-89 . . . . .	350	269	82	515	406	94	400	344	98	526	489	82
F-94 . . . . .	300	318	165	454	524	290	275	241	159	418	480	265
F-100 . . . . .	-	-	-	-	-	-	75	17	-	72	-	-
<u>Reconnaissance - Total . . . . .</u>	753	672	421	838	867	593	766	714	435	902	876	626
RB-26 . . . . .	99	71	55	105	87	77	63	83	56	69	85	71
RB-29 . . . . .	12	13	9	12	14	2	-	-	-	-	1	1
RB-36 . . . . .	120	99	59	144	122	100	120	103	68	144	128	94
RB-45 . . . . .	12	19	12	12	16	10	12	17	14	12	12	12
RB-47 . . . . .	180	136	86	216	198	83	180	177	126	264	199	119
YRB-47 . . . . .	-	87	43	-	70	41	-	85	35	-	94	47
RB-50 . . . . .	15	15	10	22	21	18	15	8	3	22	20	17
RB-57 . . . . .	36	21	-	36	22	1	72	26	-	72	29	1
RF-50 . . . . .	144	123	100	144	222	170	72	125	88	72	212	171
RF-84 . . . . .	36	-	-	36	-	-	133	16	9	136	7	7
RF-86 . . . . .	-	10	6	-	14	14	-	10	5	-	17	17
WB-26 . . . . .	27	15	8	27	16	14	27	3	1	27	-	-
WB-29 . . . . .	72	63	33	84	65	63	72	61	30	84	72	69
<u>Airlift - Total b/ . . . . .</u>	1,258	1,217	704	1,609	1,315	1,123	1,289	1,211	716	1,623	1,385	1,177
C-46 . . . . .	64	59	42	96	63	59	64	51	37	96	35	35
C-47 . . . . .	16	33	24	16	48	46	16	19	11	16	26	26
C-54 . . . . .	188	184	128	272	232	209	188	177	119	272	252	238
C-74 . . . . .	8	9	5	12	12	12	8	8	2	12	13	13
C-97 . . . . .	46	41	18	60	72	65	46	45	26	60	66	62
C-118 . . . . .	28	18	12	42	25	20	41	25	18	54	32	28
C-119 . . . . .	480	478	240	512	396	329	480	452	237	480	473	386
C-122 . . . . .	16	7	4	16	7	7	16	9	4	16	9	8
C-124 . . . . .	366	352	211	511	404	343	368	366	217	529	407	324
C-131 . . . . .	30	16	8	56	15	14	30	25	17	56	36	33
H-19 . . . . .	16	20	12	16	41	19	32	34	28	32	36	24
<u>Airlift Support</u>												
<u>Air Refueling - Total . . . . .</u>	676	613	455	830	688	540	676	660	495	990	769	586
KB-29 . . . . .	116	91	49	130	112	98	116	107	73	150	119	91
KC-97 . . . . .	560	522	406	700	576	442	560	553	422	840	650	495
<u>Miscellaneous - Total c/ . . . . .</u>	617	578	353	617	509	444	628	568	358	642	552	473

TABLE 10 — AIRCRAFT AND CREWS IN COMBAT AND AIRLIFT UNITS — BY QUARTER — FY 1955 (CONTINUED)

BY TYPE AND MODEL OF AIRCRAFT	31 MARCH 1955						30 JUNE 1955					
	AIRCRAFT			CREWS			AIRCRAFT			CREWS		
	AUTH	ON HAND	COMBAT READY	AUTH	ASGD	COMBAT READY	AUTH	ON HAND	COMBAT READY	AUTH	ASGD	COMBAT READY
<b>Combat and Airlift - Total a/</b>	<b>9,335</b>	<b>8,442</b>	<b>5,084</b>	<b>12,269</b>	<b>10,303</b>	<b>6,462</b>	<b>9,382</b>	<b>8,740</b>	<b>5,619</b>	<b>12,172</b>	<b>9,932</b>	<b>6,727</b>
<b>Combat - Total</b>	<b>6,683</b>	<b>6,013</b>	<b>3,532</b>	<b>8,949</b>	<b>7,601</b>	<b>4,225</b>	<b>6,702</b>	<b>6,281</b>	<b>3,970</b>	<b>8,834</b>	<b>7,347</b>	<b>4,542</b>
<b>Bomber - Total</b>	<b>1,542</b>	<b>1,342</b>	<b>962</b>	<b>2,102</b>	<b>1,509</b>	<b>1,045</b>	<b>1,533</b>	<b>1,344</b>	<b>969</b>	<b>2,064</b>	<b>1,466</b>	<b>986</b>
B-26	152	231	174	188	258	165	80	190	124	80	162	134
B-36	180	173	120	216	189	155	180	181	143	216	194	161
B-45	48	40	27	60	58	33	48	45	34	60	51	41
B-47	945	802	570	1,386	919	622	1,035	888	649	1,518	1,002	650
B-50	75	76	63	110	71	70	-	5	5	-	-	-
B-52	30	-	-	30	-	-	30	-	-	30	-	-
B-57	112	20	8	112	14	-	160	35	14	160	57	-
<b>Fighter - Total</b>	<b>4,300</b>	<b>3,927</b>	<b>2,092</b>	<b>5,814</b>	<b>5,236</b>	<b>2,547</b>	<b>4,300</b>	<b>4,177</b>	<b>2,519</b>	<b>5,737</b>	<b>4,959</b>	<b>2,892</b>
F-80	-	1	-	-	28	22	-	1	1	-	-	-
F-84G	150	217	119	200	289	188	125	221	155	172	267	215
F-84F	750	593	304	868	718	100	775	667	401	896	703	284
F-86E/F	925	1,021	656	1,176	1,342	617	925	906	617	1,110	1,108	582
F-86D	1,450	1,292	673	2,146	1,697	1,205	1,450	1,416	854	2,146	1,708	1,360
F-86H	225	175	22	270	257	11	225	231	77	270	271	12
F-89	475	400	174	701	510	98	475	433	216	701	545	190
F-94	250	224	143	381	395	306	250	226	149	370	291	238
F-100	75	4	-	72	-	-	75	76	49	72	66	11
<b>Reconnaissance - Total</b>	<b>841</b>	<b>744</b>	<b>478</b>	<b>1,033</b>	<b>856</b>	<b>633</b>	<b>869</b>	<b>760</b>	<b>482</b>	<b>1,033</b>	<b>922</b>	<b>664</b>
RB-26	63	84	55	69	87	70	63	77	54	63	88	75
RB-29	-	1	1	-	1	1	-	1	-	-	1	1
RB-36	120	108	77	144	123	98	120	110	72	144	124	79
RB-45	12	17	13	12	10	10	12	14	12	12	12	12
RB-47	225	192	119	330	194	149	225	209	140	330	224	150
YRB-47	-	84	63	-	96	56	-	63	39	-	100	79
RB-50	15	7	6	22	21	15	13	20	13	18	35	23
RB-57	72	15	5	72	29	6	92	22	9	92	34	13
RF-80	54	122	83	54	138	111	-	86	75	-	120	104
RF-84	181	37	17	219	52	26	255	84	33	264	90	38
RF-86	-	12	9	-	14	14	-	11	6	-	15	14
WB-26	27	5	4	27	13	8	27	4	3	27	8	8
WB-29	72	60	26	84	72	69	62	59	25	83	71	68
<b>Airlift - Total b/</b>	<b>1,279</b>	<b>1,220</b>	<b>742</b>	<b>1,569</b>	<b>1,394</b>	<b>1,177</b>	<b>1,281</b>	<b>1,150</b>	<b>719</b>	<b>1,535</b>	<b>1,234</b>	<b>1,062</b>
C-47	15	17	14	15	23	23	-	-	-	-	-	-
C-54	174	165	113	258	228	206	170	152	107	244	201	196
C-74	8	10	4	12	12	10	8	9	2	12	6	6
C-97	46	47	27	60	65	63	48	41	22	60	77	74
C-118	56	36	28	78	59	37	64	57	46	90	54	47
C-119	480	465	238	480	466	390	480	461	285	480	419	329
C-122	16	9	5	16	14	11	16	8	6	16	14	14
C-124	378	382	262	529	456	391	390	320	180	513	390	339
C-131	25	26	16	40	38	36	25	26	17	40	35	34
H-19	48	49	33	48	11	8	48	43	34	48	17	13
H-21	32	14	2	32	22	2	32	33	20	32	21	10
<b>Airlift Support</b>												
<b>Air Refueling - Total</b>	<b>716</b>	<b>692</b>	<b>476</b>	<b>1,050</b>	<b>826</b>	<b>640</b>	<b>756</b>	<b>737</b>	<b>547</b>	<b>1,110</b>	<b>847</b>	<b>685</b>
KB-29	116	106	58	150	124	97	116	115	62	150	125	101
KC-97	600	586	418	900	702	543	640	622	485	960	722	584
<b>Miscellaneous - Total c/</b>	<b>657</b>	<b>517</b>	<b>334</b>	<b>701</b>	<b>482</b>	<b>420</b>	<b>643</b>	<b>572</b>	<b>383</b>	<b>693</b>	<b>504</b>	<b>438</b>

a/ Includes Airlift Support

b/ Includes Troop Carrier, Logistic Support, MATS Air Transport and Strategic Units

c/ Includes Airborne Early Warning &amp; Control, Air Rescue, Air Resupply, Liaison, Photo Mapping, Radar Evaluation and Tow Target Units.

Source: Operations Statistics Division, Directorate of Statistical Services, DCS, Comptroller

TABLE II - AIRCRAFT AND CREWS IN COMBAT AND AIRLIFT UNITS - FISCAL YEAR 1954

(This is a new table and does not appear in the previous fiscal year Statistical Digest)

BY TYPE AND MODEL AIRCRAFT	FISCAL YEAR 1954					
	AIRCRAFT			CREWS		
	AUTH	ON HAND	COMBAT READY	AUTH	ASGD	COMBAT READY
<b>Combat and Airlift - Total . . .</b>	<b>8,606</b>	<b>7,670</b>	<b>4,632</b>	<b>10,562</b>	<b>9,695</b>	<b>5,659</b>
<b>Combat - Total . . . . .</b>	<b>6,081</b>	<b>5,328</b>	<b>3,054</b>	<b>7,629</b>	<b>7,301</b>	<b>3,704</b>
<b>Bomber - Total . . . . .</b>	<b>1,464</b>	<b>1,172</b>	<b>689</b>	<b>1,743</b>	<b>1,347</b>	<b>829</b>
B-26 . . . . .	216	180	106	276	216	138
B-29 . . . . .	165	104	88	165	103	59
B-36 . . . . .	180	166	101	216	190	136
B-45 . . . . .	48	35	20	60	59	55
B-47 . . . . .	765	609	319	918	704	367
B-50 . . . . .	90	78	55	108	75	74
<b>Fighter - Total . . . . .</b>	<b>3,875</b>	<b>3,511</b>	<b>1,943</b>	<b>5,062</b>	<b>5,231</b>	<b>2,312</b>
F-50 . . . . .	-	3	1	-	-	-
F-84G . . . . .	550	503	308	693	770	466
F-84F . . . . .	300	191	16	342	282	9
F-86A, E/P . . . . .	1,300	1,319	873	1,464	1,805	647
F-86D . . . . .	1,100	899	447	1,641	1,536	837
F-89 . . . . .	300	180	70	432	304	68
F-94 . . . . .	325	416	228	490	534	285
<b>Reconnaissance - Total . . .</b>	<b>742</b>	<b>645</b>	<b>422</b>	<b>824</b>	<b>723</b>	<b>563</b>
RB-26 . . . . .	99	81	52	105	65	61
RB-29 . . . . .	12	13	11	12	14	11
RB-36 . . . . .	120	115	67	144	117	85
RB-45 . . . . .	12	16	10	12	16	13
RB-47 . . . . .	135	87	74	162	117	70
YRB-47 . . . . .	-	94	69	-	86	41
RB-50 . . . . .	58	18	10	71	25	19
RB-57 . . . . .	36	17	-	36	7	1
RF-80 . . . . .	162	124	87	162	178	172
RF-84 . . . . .	18	-	-	18	-	-
RF-86 . . . . .	-	11	8	-	24	23
WB-26 . . . . .	18	4	4	18	8	8
WB-29 . . . . .	72	65	30	84	66	59
<b>Airlift - Total . . . . .</b>	<b>1,275</b>	<b>1,194</b>	<b>764</b>	<b>1,583</b>	<b>1,218</b>	<b>1,092</b>
C-46 . . . . .	64	53	35	96	59	57
C-47 . . . . .	34	40	24	46	57	53
C-54 . . . . .	202	183	112	296	231	209
C-74 . . . . .	8	8	5	12	12	12
C-97 . . . . .	51	41	18	65	63	58
C-118 . . . . .	12	14	10	18	14	14
C-119 . . . . .	528	511	363	560	403	362
C-122 . . . . .	16	7	4	16	5	5
C-124 . . . . .	338	318	179	442	355	303
C-131 . . . . .	6	6	4	14	3	3
H-19 . . . . .	16	13	10	18	16	16
<b>Airlift Support . . . . .</b>						
<b>Air Refueling - Total . . . .</b>	<b>630</b>	<b>572</b>	<b>403</b>	<b>775</b>	<b>658</b>	<b>434</b>
KB-29 . . . . .	130	116	62	150	146	65
KC-97 . . . . .	500	459	341	625	512	369
<b>Miscellaneous - Total . . . .</b>	<b>620</b>	<b>573</b>	<b>411</b>	<b>575</b>	<b>518</b>	<b>429</b>

a/ Includes Airlift Support

b/ Includes Troop Carrier, Logistic Support, MATS Air Transport and Strategic Units

c/ Includes Airborne Early Warning &amp; Control, Air Rescue, Air Resupply, Liaison, Photo Mapping, Radar Evaluation and Tow Target Units.

Source: Operations Statistics Division, Directorate of Statistical Services, DCS/Comptroller.

TABLE 12 - AIRCRAFT AND CREWS IN COMBAT AND AIRLIFT UNITS - BY FISCAL YEARS 1952 AND 1953

(This is a new table and does not appear in the previous fiscal year Statistical Digest)

BY TYPE AND MODEL AIRCRAFT	FISCAL YEAR 1952						FISCAL YEAR 1953					
	AIRCRAFT			CREWS			AIRCRAFT			CREWS		
	AUTH	ON HAND	COMBAT READY	AUTH	ASGD	COMBAT READY	AUTH	ON HAND	COMBAT READY	AUTH	ASGD	COMBAT READY
<b>Combat and Airlift - Total a/</b>	<b>6,463</b>	<b>5,176</b>	<b>3,427</b>	<b>7,964</b>	<b>6,798</b>	<b>4,777</b>	<b>7,648</b>	<b>6,477</b>	<b>3,898</b>	<b>9,870</b>	<b>7,016</b>	<b>4,754</b>
<b>Combat - Total . . . . .</b>	<b>4,631</b>	<b>3,600</b>	<b>2,396</b>	<b>5,625</b>	<b>5,049</b>	<b>3,302</b>	<b>5,233</b>	<b>4,351</b>	<b>2,703</b>	<b>7,072</b>	<b>5,179</b>	<b>3,234</b>
<b>Bomber - Total . . . . .</b>	<b>1,146</b>	<b>864</b>	<b>522</b>	<b>1,206</b>	<b>1,215</b>	<b>784</b>	<b>1,206</b>	<b>1,102</b>	<b>589</b>	<b>1,409</b>	<b>1,080</b>	<b>703</b>
B-26 . . . . .	168	170	67	228	231	129	168	196	146	228	246	156
B-29 . . . . .	490	395	250	450	586	359	315	319	177	315	267	148
B-36 . . . . .	120	70	41	120	93	74	180	135	51	216	140	114
B-45 . . . . .	48	42	38	48	54	54	48	37	16	56	38	31
B-47 . . . . .	135	32	-	135	45	-	270	211	62	324	180	61
B-50 . . . . .	225	155	126	225	206	168	225	204	137	270	209	193
<b>Fighter - Total . . . . .</b>	<b>2,900</b>	<b>2,306</b>	<b>1,617</b>	<b>3,851</b>	<b>3,249</b>	<b>2,073</b>	<b>3,397</b>	<b>2,757</b>	<b>1,803</b>	<b>4,939</b>	<b>3,554</b>	<b>2,074</b>
F-47 . . . . .	150	153	100	180	171	85	-	17	13	-	42	14
F-51 . . . . .	590	467	340	648	613	407	50	197	148	72	179	112
F-80 . . . . .	175	178	122	252	244	187	100	136	92	144	195	116
F-82 . . . . .	-	8	3	-	6	-	-	11	1	-	7	-
F-84 . . . . .	875	709	471	963	982	772	1,125	932	689	1,369	1,287	806
F-86 . . . . .	25	452	361	35	789	429	-	-	-	-	-	-
F-86A, E/F . . . . .	525	-	-	734	-	-	1,175	967	612	1,532	1,193	721
F-86D . . . . .	-	-	-	-	-	-	375	143	40	750	85	34
F-89 . . . . .	125	33	15	246	83	-	100	31	20	200	37	-
F-94 . . . . .	475	306	205	792	361	193	472	323	188	872	529	271
<b>Reconnaissance - Total . . . . .</b>	<b>585</b>	<b>430</b>	<b>257</b>	<b>568</b>	<b>585</b>	<b>445</b>	<b>630</b>	<b>492</b>	<b>311</b>	<b>724</b>	<b>545</b>	<b>457</b>
RB-26 . . . . .	72	66	29	28	95	61	72	83	48	78	89	82
RB-29 . . . . .	72	22	13	72	44	24	42	19	9	42	18	11
RB-36 . . . . .	90	61	23	90	96	61	120	105	52	144	98	73
RB-45 . . . . .	45	23	14	45	33	33	-	18	5	-	23	21
RB-47 . . . . .	45	-	-	45	-	-	-	-	-	-	-	-
YRB-47 . . . . .	-	-	-	-	-	-	135	24	12	162	8	-
RB-50 . . . . .	45	33	23	48	42	36	45	35	23	58	46	36
RF-51 . . . . .	18	39	27	24	78	64	-	-	-	-	-	-
RF-80 . . . . .	126	116	97	132	127	102	144	133	114	156	174	149
RF-86 . . . . .	-	3	3	-	6	4	-	2	2	-	5	5
WB-26 . . . . .	-	-	-	-	-	-	-	6	2	-	17	15
WB-29 . . . . .	72	67	28	84	64	60	72	67	44	84	67	65
<b>Airlift - Total b/ . . . . .</b>	<b>1,026</b>	<b>931</b>	<b>603</b>	<b>1,533</b>	<b>1,105</b>	<b>1,001</b>	<b>1,199</b>	<b>1,099</b>	<b>573</b>	<b>1,485</b>	<b>1,032</b>	<b>906</b>
C-46 . . . . .	208	255	152	272	204	173	64	121	91	96	134	122
C-47 . . . . .	46	48	35	62	78	76	40	45	31	56	55	53
C-54 . . . . .	200	174	120	443	342	339	208	187	114	310	207	178
C-74 . . . . .	8	-	-	26	-	-	8	8	4	12	11	11
C-82 . . . . .	96	82	48	96	75	55	32	32	9	32	19	12
C-97 . . . . .	46	55	33	112	88	88	49	46	23	79	52	47
C-118 . . . . .	-	-	-	-	-	-	12	8	6	18	9	9
C-119 . . . . .	272	216	142	304	201	165	496	403	250	528	325	306
C-122 . . . . .	16	9	5	16	11	10	16	8	6	16	7	7
C-124 . . . . .	134	92	68	202	106	95	258	220	33	322	205	153
H-19 . . . . .	-	-	-	-	-	-	16	21	6	16	8	8
<b>Airlift Support</b>												
<b>Air Refueling - Total . . . . .</b>	<b>300</b>	<b>231</b>	<b>157</b>	<b>300</b>	<b>272</b>	<b>163</b>	<b>440</b>	<b>376</b>	<b>227</b>	<b>540</b>	<b>290</b>	<b>180</b>
KB-29 . . . . .	200	164	124	200	205	163	180	153	107	215	157	119
KC-97 . . . . .	100	67	33	100	67	-	260	223	120	325	133	61
<b>Miscellaneous - Total g/ . . . . .</b>	<b>506</b>	<b>414</b>	<b>271</b>	<b>506</b>	<b>372</b>	<b>311</b>	<b>776</b>	<b>651</b>	<b>395</b>	<b>773</b>	<b>515</b>	<b>434</b>

Source: Operations Statistics Division, Directorate of Statistical Services, DCS/C.

TABLE 13 - AIRCRAFT AND CREWS IN COMBAT AND AIRLIFT UNITS - BY FISCAL YEARS 1950 AND 1951

(This is a new table and does not appear in the previous fiscal year Statistical Digest)

BY TYPE AND MODEL AIRCRAFT	FISCAL YEAR 1950						FISCAL YEAR 1951					
	AIRCRAFT			CREWS			AIRCRAFT			CREWS		
	AUTH	ON HAND	COMBAT READY	AUTH	ASGD	COMBAT READY	AUTH	ON HAND	COMBAT READY	AUTH	ASGD	COMBAT READY
<u>Combat and Airlift - Total a/</u>	<u>3,030</u>	<u>2,836</u>	<u>1,759</u>	<u>3,071</u>	<u>2,600</u>	<u>2,201</u>	<u>5,908</u>	<u>4,410</u>	<u>2,393</u>	<u>6,511</u>	<u>5,430</u>	<u>3,869</u>
<u>Combat - Total</u>	<u>2,181</u>	<u>2,174</u>	<u>1,340</u>	<u>2,181</u>	<u>2,040</u>	<u>1,704</u>	<u>4,253</u>	<u>3,161</u>	<u>1,770</u>	<u>4,464</u>	<u>3,918</u>	<u>2,676</u>
<u>Bomber - Total</u>	<u>558</u>	<u>609</u>	<u>310</u>	<u>558</u>	<u>506</u>	<u>417</u>	<u>1,089</u>	<u>677</u>	<u>371</u>	<u>1,137</u>	<u>703</u>	<u>564</u>
B-20	32	20	22	32	44	34	194	162	55	242	136	95
B-29	200	330	206	200	255	226	585	262	179	585	318	251
B-36	54	30	4	54	30	4	90	39	33	90	45	39
B-45	32	29	-	32	-	-	25	32	-	25	21	8
B-50	240	194	78	240	177	153	195	182	104	195	183	170
<u>Fighter - Total</u>	<u>1,383</u>	<u>1,398</u>	<u>931</u>	<u>1,383</u>	<u>1,374</u>	<u>1,141</u>	<u>2,750</u>	<u>2,195</u>	<u>1,272</u>	<u>2,386</u>	<u>2,822</u>	<u>1,851</u>
F-47	75	80	72	75	72	72	175	175	93	168	166	108
F-51	-	9	2	-	6	6	686	605	277	686	693	395
F-80	525	543	403	525	509	442	400	293	240	540	475	377
F-82	72	151	107	72	114	105	24	51	23	24	40	34
F-84	300	245	84	300	329	281	882	628	341	902	936	609
F-86	375	364	258	375	334	227	425	298	240	408	389	253
F-89	-	-	-	-	-	-	12	4	-	12	-	-
F-94	36	6	5	36	10	8	146	141	58	146	123	75
<u>Reconnaissance - Total</u>	<u>240</u>	<u>167</u>	<u>99</u>	<u>240</u>	<u>160</u>	<u>146</u>	<u>414</u>	<u>289</u>	<u>127</u>	<u>441</u>	<u>393</u>	<u>261</u>
RB-25	18	16	14	18	2	2	63	19	12	72	40	27
RB-29	168	110	56	168	112	103	24	38	15	24	37	27
RB-36	6	3	1	6	8	8	60	31	13	60	26	18
RB-45	-	-	-	-	-	-	45	26	14	45	30	25
RB-50	12	1	1	12	12	7	24	22	9	24	19	18
RF-51	-	-	-	-	-	-	27	26	2	36	85	31
RF-80	36	37	27	36	26	26	99	50	35	108	87	52
WB-29	-	-	-	-	-	-	72	77	27	72	69	66
<u>Airlift - Total b/</u>	<u>406</u>	<u>379</u>	<u>222</u>	<u>478</u>	<u>306</u>	<u>273</u>	<u>936</u>	<u>795</u>	<u>343</u>	<u>1,328</u>	<u>1,046</u>	<u>821</u>
TC/C-46	-	-	-	-	-	-	352	278	59	352	304	149
C-47	-	4	4	-	1	1	16	27	22	32	39	39
C-54	219	173	136	269	143	137	217	173	118	472	291	275
C-74	9	4	2	20	9	9	9	7	5	32	14	14
C-82	68	95	28	68	51	24	96	88	37	96	77	77
C-97	30	25	10	41	22	22	54	38	15	120	72	72
C-119	80	78	42	80	80	80	128	134	58	160	174	124
C-124	-	-	-	-	-	-	48	43	29	48	56	52
TC/C-122	-	-	-	-	-	-	16	7	-	16	19	19
<u>Airlift Support</u>												
<u>Air Refueling - Total</u>	<u>172</u>	<u>75</u>	<u>53</u>	<u>172</u>	<u>92</u>	<u>73</u>	<u>228</u>	<u>145</u>	<u>99</u>	<u>228</u>	<u>143</u>	<u>118</u>
KB-29	172	75	53	172	92	73	228	145	99	228	143	118
<u>Miscellaneous - Total c/</u>	<u>271</u>	<u>208</u>	<u>144</u>	<u>240</u>	<u>162</u>	<u>151</u>	<u>491</u>	<u>309</u>	<u>171</u>	<u>491</u>	<u>323</u>	<u>274</u>

Source: Operations Statistics Division, Directorate of Statistical Services, DCS/C.

TABLE 14 - OPERATIONAL READINESS OF COMBAT AND TROOP CARRIER WINGS - FISCAL YEAR 1955

Unit capabilities are expressed as "C" ratings. These evaluations are prepared by Headquarters USAF after considering all known factors affecting unit readiness.  
 C-1 High degree of relative effectiveness. Adequately manned, equipped and trained to perform primary mission with latest type UE(first line aircraft and equipment).  
 C-2 Same as C-1 except with second line aircraft and equipment (B-26, F-80, etc.) or with first line aircraft and equipment not designed to perform the primary mission of the unit.  
 C-3 A lesser degree of effectiveness than indicated above with either first or second line equipment. Shortage of personnel, equipment and facilities, etc, exists.  
 C-4 A very low degree of effectiveness. Extreme shortage in equipment, personnel and facilities exists.

TYPE WING	30 SEPTEMBER 1954					31 DECEMBER 1954				
	TOTAL	C-1	C-2	C-3	C-4	TOTAL	C-1	C-2	C-3	C-4
TOTAL	<u>118</u>	<u>55</u>	<u>15</u>	<u>32</u>	<u>2</u>	<u>121</u>	<u>62</u>	<u>13</u>	<u>37</u>	<u>2</u>
Bombardment, Heavy	6	6	-	-	-	6	6	-	-	-
Bombardment, Medium	24	13	1	5	5	24	16	-	2	6
Strategic Reconnaissance, Heavy	4	4	-	-	-	4	4	-	-	-
Strategic Reconnaissance, Medium	4	2	-	1	1	4	3	-	1	-
Strategic Fighter	6	3	-	2	1	6	3	-	3	-
Fighter-Interceptor a/	30(88)	3(7)	6(18)	20(61)	1(2)	30(89)	7(21)	4(12)	18(53)	1(3)
Bombardment, Tactical	1	-	-	1	-	1	-	-	1	-
Bombardment, Light	5	1	3	1	-	5	1	3	1	-
Fighter-Bomber b/	15(47)	11(35)	-	4(12)	-	16(49)	9(28)	-	6(18)	1(3)
Fighter-Day b/	3(10)	2(7)	-	-	1(3)	5(15)	2(6)	-	2(6)	1(3)
Tactical Reconnaissance	5	-	4	1	-	5	-	5	-	-
Troop Carrier, Heavy	4	3	-	1	-	4	3	-	1	-
Troop Carrier, Medium	11	7	1	3	-	11	8	1	2	-
	31 MARCH 1955					30 JUNE 1955				
TOTAL	<u>122</u>	<u>68</u>	<u>8</u>	<u>32</u>	<u>7</u>	<u>121</u>	<u>74</u>	<u>2</u>	<u>40</u>	<u>2</u>
Bombardment, Heavy	7	7	-	-	-	7	7	-	-	-
Bombardment, Medium	23	15	-	4	4	23	18	-	2	3
Strategic Reconnaissance, Heavy	4	4	-	-	-	4	4	-	-	-
Strategic Reconnaissance, Medium	5	3	-	1	1	5	4	-	1	-
Strategic Reconnaissance, Fighter	1	-	-	-	1	1	-	-	-	1
Strategic Fighter	6	5	-	1	-	6	4	-	2	-
Fighter-Interceptor a/	29(87)	9(26)	1(3)	19(56)	0(2)	29(87)	13(38)	0(1)	16(48)	-
Bombardment, Tactical	1	-	-	1	-	1	-	-	1	-
Bombardment, Light	5	1	3	-	1	5	1	-	3	1
Fighter-Bomber b/	16(49)	10(31)	-	6(18)	-	16(49)	9(28)	-	7(21)	-
Fighter-Day b/	6(18)	3(9)	-	3(9)	-	6(18)	3(9)	-	3(9)	-
Tactical Reconnaissance	5	-	4	1	-	5	1	2	2	-
Troop Carrier, Heavy	4	3	-	1	-	4	3	-	1	-
Troop Carrier, Medium	10	8	-	2	-	9	7	-	2	-

a/ Fighter-Interceptors are indicated by wing equivalents. Actual number of squadrons are included in parentheses.  
 b/ actual number of squadrons are indicated within parentheses.

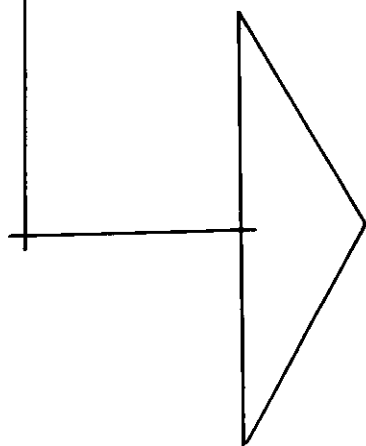
Source: Operations Statistics Division, Directorate Statistical Services, DCS/C.






# Flight Operations

FLIGHT OPERATIONS



## ***PART II***



## FLIGHT OPERATIONS

### INTRODUCTION AND DEFINITIONS

Aircraft flight operations data included in this section are based on statistics submitted on AF Form 110A in accordance with AFR 65-110 as revised. The 110A report is compiled on a physical possession bases with the various activity categories determined by the assigned purposes of the status of the aircraft rather than actual use.

The tables provide summary data covering flight operations on "Operating Active", "Other Active" and "Inactive" USAF aircraft and include aircraft utilization, flying hours, fuel consumption, etc., during the FISCAL YEAR 1955. The data are segregated into the following types of activity:

(AD) Administrative: Aircraft assigned major air commands for the performance of command administrative missions.

(CC) Primary Tactical Unit: Aircraft assigned as primary unit equipment for the direct accomplishment of tactical unit operations.

(CE) MATS Air Evacuation: Aircraft assigned for the accomplishment of air evacuation operations within MATS.

(CS) Operational Support: Aircraft assigned for essential liaison and logistic support not otherwise provided and for the required combat readiness training of rated personnel not presently assigned to tactical units or crew positions.

(CP) Tactical Unit Support: Aircraft which are authorized and assigned as tactical unit support aircraft.

(CM) Special Mission: Aircraft assigned to special units and activities of the Air Force for the accomplishment and support of special missions.

(CT) MATS Transport: Aircraft assigned for the accomplishment of transport operations within MATS.

(CU) Student Training: Aircraft assigned to perform the mission of student and combat crew training within the Air Training Command only.

(CX) MDAP Aircraft Temporarily Diverted to USAF: Aircraft programmed for foreign countries under the Mutual Defense Assistance Program for which delivery to the ultimate recipient foreign country has been deferred in order to divert temporarily those aircraft to the USAF.

(ES) Test Support: Aircraft assigned to support organized test of aircraft and allied equipment other than aircraft on bailment contract for test support.

(EX) Test: Aircraft assigned for testing, research and development other than "X" models and aircraft on bailment contract.

(TC) Combat Crew Training: Aircraft assigned specifically to combat training schools for the accomplishment of combat crew training.

Operating Active: The total of codes AD, CC, CE, CS, CP, CM, CT, CU, CX, ES, EX AND TC.

Other Active: Aircraft of one command undergoing organization or field maintenance in a unit of a different major air command (RT), aircraft undergoing depot maintenance (RF), aircraft in an en route status (NR), and aircraft on project established to effect assignment or reassignment of USAF aircraft to fulfill active requirements as ordered by ADO of Headquarters Air Materiel Command (PA).

Inactive: Aircraft on loan to other than Air Force activities (AL), flyable inactive (FI), new production (NP), project inactive (PI), project non-Air Force (PN), depot modification or reconditioning (RM), recommended salvage (RS), storage-cocooned (SC), in process for storage (SI), in process or removal from storage (SO), storage non-cocooned (SS), excess flyable (XF), excess grounded (XG), excess to command (XJ), excess storage (XS), and all "X" model aircraft.

TABLE 15 - USAF FLIGHT OPERATIONS WORLD-WIDE BY TYPE AND MODEL OF AIRCRAFT

TYPE AND MODEL	FIRST QUARTER FISCAL YEAR 1955				SECOND QUARTER FISCAL YEAR 1955			
	HOURS FLOWN	AVERAGE AIRCRAFT ON HAND	QUARTER UTILIZATION RATE (HOURS)	LANDINGS	HOURS FLOWN	AVERAGE AIRCRAFT ON HAND	QUARTER UTILIZATION RATE (HOURS)	LANDINGS
<b>TOTAL</b>	<b>2,354,637</b>			<b>2,209,282</b>	<b>2,054,128</b>			<b>1,828,001</b>
OPERATING ACTIVE	2,332,698	17,107		2,187,728	2,038,166	17,414		1,816,313
OTHER ACTIVE	10,617	1,453		5,375	10,053	1,481		4,764
INACTIVE	11,322	-		16,179	5,909	-		6,924
<b>OPERATING ACTIVE</b>								
<b>TOTAL</b>	<b>2,332,698</b>	<b>17,107</b>		<b>2,187,728</b>	<b>2,038,166</b>	<b>17,414</b>		<b>1,816,313</b>
<b>BOMBER</b>	<b>138,258</b>	<b>1,420</b>		<b>57,789</b>	<b>133,049</b>	<b>1,473</b>		<b>51,777</b>
B-17	2,071	24	86	1,201	2,064	22	94	1,445
B-25	494	6	82	267	370	5	74	235
B-26	26,428	237	112	16,391	23,527	262	90	12,624
B-29	12,662	133	95	8,173	7,986	100	80	5,695
B-36	20,640	176	117	2,592	18,612	165	113	2,522
B-45	3,022	43	70	1,451	2,917	44	66	1,356
B-47	62,753	703	89	25,395	67,706	768	88	25,246
B-50	10,067	94	107	2,203	9,354	93	101	2,258
B-57	121	4	30	116	513	14	37	396
<b>TANKER</b>	<b>57,872</b>	<b>522</b>		<b>21,932</b>	<b>61,888</b>	<b>643</b>		<b>23,287</b>
KB-29	8,742	94	93	2,933	8,432	102	83	3,191
KC-97	49,130	498	99	18,999	53,456	541	99	20,096
<b>FIGHTER</b>	<b>348,300</b>	<b>4,707</b>		<b>296,815</b>	<b>274,654</b>	<b>4,668</b>		<b>223,079</b>
F-51	23	1	23	22	30	1	30	33
F-80	907	16	57	728	624	13	48	533
F-84 (Other)	68,814	770	89	55,376	47,772	623	77	38,227
F-84F	5,861	387	15	4,902	17,363	493	35	13,332
F-86 (Other)	139,358	1,709	82	129,891	96,322	1,609	60	81,257
F-86D	77,579	1,034	75	62,987	72,128	1,142	63	60,221
F-89	18,473	303	61	13,041	13,822	374	37	8,896
F-94	36,662	472	78	29,169	25,887	369	70	19,842
F-100	573	14	41	640	667	40	17	687
F-101	-	-	-	-	-	1	-	-
F-102	-	-	-	-	21	2	11	23
MIG-15	33	1	33	35	9	1	9	9
P2V-5	17	-	-	24	9	-	-	19
<b>RECONNAISSANCE</b>	<b>81,166</b>	<b>743</b>		<b>32,970</b>	<b>72,247</b>	<b>783</b>		<b>27,324</b>
RB-17	76	1	76	32	106	1	106	41
RB-25	185	3	62	91	194	2	97	116
RB-26	8,583	82	105	4,993	7,517	81	93	3,831
WB-26	618	4	155	232	592	5	118	236
RB-29	2,110	15	141	560	1,699	14	121	344
WB-29	14,667	65	226	2,725	14,603	63	232	2,329
RB-36	12,397	109	114	1,209	11,478	101	114	1,138
RB-45	760	16	48	309	1,012	17	60	280
RB-47	16,847	205	82	8,020	21,331	246	87	7,713
RB-50	3,607	30	120	763	2,408	26	93	507
RB-52	-	-	-	-	-	-	-	-
RB-57	1,466	32	46	1,136	754	31	24	614
RB-66	-	-	-	-	-	-	-	-
RC-45	1,598	23	69	828	1,634	19	86	810
RC-47	1,058	6	176	724	861	6	144	417
RC-54	-	-	-	-	-	-	-	-
RC-121	2,073	8	259	689	2,958	17	174	927
RF-80	14,020	128	110	9,758	10,521	127	83	6,722
RF-84	105	6	18	99	549	15	37	547
RF-86	996	10	100	802	1,030	12	86	752
<b>SEARCH AND RESCUE</b>	<b>34,674</b>	<b>252</b>		<b>28,790</b>	<b>34,462</b>	<b>248</b>		<b>24,776</b>
SA-16	21,809	156	140	22,728	20,085	154	130	18,103
SB-17	836	5	167	414	794	5	159	298
SB-29	3,244	27	120	982	3,605	26	139	980
SC-47	8,208	61	135	4,440	9,584	60	160	5,255
SC-54	577	3	192	226	394	3	131	140

TABLE 15 - USAF FLIGHT OPERATIONS WORLD-WIDE BY TYPE AND MODEL OF AIRCRAFT (CONTINUED)

THIRD QUARTER FISCAL YEAR 1955				FOURTH QUARTER FISCAL YEAR 1955				TYPE AND MODEL
HOURS FLOWN	AVERAGE AIRCRAFT ON HAND	QUARTER UTILIZATION RATE (HOURS)	LANDINGS	HOURS FLOWN	AVERAGE AIRCRAFT ON HAND	QUARTER UTILIZATION RATE (HOURS)	LANDINGS	
<u>2,124,514</u>			<u>1,917,802</u>	<u>2,406,730</u>			<u>2,171,818</u>	TOTAL
2,110,700	17,781		1,907,812	2,391,476	18,310		2,161,230	OPERATING ACTIVE
7,850	1,426		5,064	7,858	1,360		4,635	OTHER ACTIVE
5,964			4,926	7,396			5,953	INACTIVE
OPERATING ACTIVE								
<u>2,110,700</u>	<u>17,781</u>		<u>1,907,812</u>	<u>2,391,476</u>	<u>18,310</u>		<u>2,161,230</u>	TOTAL
143,703	1,578		50,929	141,082	1,563		54,260	BOMBER
1,943	21	93	1,619	2,059	20	103	1,242	B-17
363	5	73	231	532	6	89	280	B-25
22,554	274	82	12,265	18,922	252	75	10,947	B-26
7,701	81	95	5,190	7,537	73	103	4,912	B-29
20,352	174	117	2,262	19,110	190	101	2,407	B-36
2,454	47	52	1,120	2,261	52	43	2,584	B-45
79,302	838	95	23,834	83,836	879	95	27,094	B-47
6,834	91	75	2,169	1,722	25	69	599	B-50
2,200	47	47	2,239	5,103	66	77	4,195	B-57
64,885	684		23,196	72,196	717		24,801	TANKER
8,803	106	83	3,144	10,317	108	94	3,766	KB-29
56,082	578	97	20,052	61,879	609	102	21,035	KC-97
<u>298,712</u>	<u>4,810</u>		<u>238,460</u>	<u>393,675</u>	<u>5,231</u>		<u>310,227</u>	FIGHTER
74	1	74	45	10	-	-	6	F-51
450	7	64	287	250	6	42	202	F-80
39,210	502	78	31,084	35,279	439	80	29,454	F-84(Other)
31,587	660	48	23,759	46,202	820	56	33,899	F-84F
93,704	1,533	61	78,532	118,877	1,539	77	98,549	F-86(Other)
87,755	1,331	66	73,019	126,165	1,586	80	102,305	F-86D
20,682	420	49	12,042	36,690	471	78	22,383	F-89
24,931	323	77	19,362	27,154	300	91	20,374	F-94
282	30	9	285	3,020	67	45	3,022	F-100
-	-	-	-	-	-	-	-	F-101
18	2	9	22	26	2	13	30	F-102
19	1	19	23	2	1	2	3	MIG-15
-	-	-	-	-	-	-	-	P2V-5
80,641	819		26,081	95,721	855		32,415	RECONNAISSANCE
71	1	71	24	113	1	113	61	RB-17
141	2	71	104	159	1	159	70	RB-25
7,501	84	89	3,676	9,886	83	119	4,519	RB-26
476	5	95	189	600	4	150	213	WB-26
1,461	12	122	348	1,046	9	116	294	RB-29
14,190	62	229	2,160	14,520	61	238	2,652	WB-29
11,470	106	108	1,042	11,354	106	107	1,159	RB-36
943	17	54	304	1,037	17	61	391	RB-45
23,096	272	85	6,664	25,635	278	92	6,977	RB-47
1,974	17	116	537	3,310	33	100	815	RB-50
27	-	-	47	412	3	137	348	RB-52
653	25	26	477	1,569	23	68	989	RB-57
-	-	-	-	30	1	30	22	RB-66
1,221	17	72	759	1,248	14	89	700	RC-45
796	6	133	394	831	6	139	570	RC-47
-	-	-	-	646	5	129	330	RC-54
3,527	25	141	1,026	6,971	26	268	1,862	RC-121
10,077	123	82	5,886	11,532	112	103	6,931	RF-80
1,861	30	62	1,490	3,551	55	65	2,582	RF-84
1,156	15	77	954	1,271	17	75	930	RF-86
<u>34,730</u>	<u>239</u>		<u>23,931</u>	<u>39,826</u>	<u>240</u>		<u>29,701</u>	SEARCH AND RESCUE
21,041	147	143	18,056	24,166	149	162	23,968	SA-16
726	5	145	316	639	6	107	224	SB-17
3,493	24	146	1,077	3,354	21	160	994	SB-29
9,052	60	151	4,335	11,344	61	186	4,419	SC-47
418	3	139	147	323	3	108	96	SC-54

TABLE 15 - USAF FLIGHT OPERATIONS WORLD-WIDE BY TYPE AND MODEL OF AIRCRAFT (CONTINUED)

TYPE AND MODEL	FIRST QUARTER FISCAL YEAR 1955				SECOND QUARTER FISCAL YEAR 1955			
	HOURS FLOWN	AVERAGE AIRCRAFT ON HAND	QUARTER UTILIZATION RATE (HOURS)	LANDINGS	HOURS FLOWN	AVERAGE AIRCRAFT ON HAND	QUARTER UTILIZATION RATE (HOURS)	LANDINGS
OPERATING ACTIVE (Continued)								
<b>CARGO</b>	<u>562,349</u>	<u>1,241</u>		<u>294,190</u>	<u>544,624</u>	<u>1,247</u>		<u>260,404</u>
C-45 . . . . .	87,167	709	123	60,360	81,705	682	120	51,825
C-46 . . . . .	22,067	106	208	15,188	19,826	107	185	10,474
C-47/53 . . . . .	191,587	988	194	107,903	175,002	999	175	92,715
C-54 . . . . .	86,851	295	294	27,030	85,697	290	296	25,958
C-74 . . . . .	2,234	8	279	727	2,162	9	240	644
C-82 . . . . .	1,555	20	78	678	888	16	56	372
C-97 . . . . .	14,438	53	272	4,121	15,452	55	281	4,180
C-117 . . . . .	3,791	25	152	2,014	4,339	25	174	2,138
C-118 . . . . .	6,148	17	362	2,215	9,356	26	360	3,609
C-119 . . . . .	68,608	576	119	44,751	58,959	562	105	37,174
C-121 . . . . .	2,184	10	218	855	2,044	10	204	894
C-122 . . . . .	834	7	119	1,142	954	8	119	852
C-123 . . . . .	-	-	-	-	82	1	82	66
C-124 . . . . .	62,704	329	191	19,272	72,576	355	204	19,953
C-131 . . . . .	2,990	14	214	3,264	7,043	30	235	5,623
CB-17 . . . . .	4,314	38	114	1,940	3,985	36	111	1,622
CB-25 . . . . .	3,991	30	133	2,043	3,875	30	129	1,913
CB-26 . . . . .	190	2	95	193	110	2	55	62
CT-29 . . . . .	696	4	174	494	489	4	122	330
<b>TRAINER</b>	<u>1,032,318</u>	<u>5,420</u>		<u>1,194,264</u>	<u>840,488</u>	<u>5,604</u>		<u>975,058</u>
TB-17 . . . . .	1,763	16	110	781	1,304	13	100	549
TB-25 . . . . .	160,548	799	201	127,831	136,526	818	167	107,966
TB-26 . . . . .	22,220	202	110	18,085	18,776	204	92	15,903
TB-29 . . . . .	11,876	88	135	10,247	9,073	79	115	7,719
TB-45 . . . . .	590	11	54	349	606	11	55	371
TB-47 . . . . .	5,922	50	118	7,261	5,307	57	93	6,276
TB-50 . . . . .	5,775	37	156	1,642	4,244	38	112	1,122
TC-45 . . . . .	13,526	82	165	9,746	11,130	81	137	7,693
TC-47 . . . . .	8,189	44	186	4,830	7,600	46	165	4,406
TC-54 . . . . .	1,065	6	178	346	1,077	6	180	257
TF-86 . . . . .	324	6	54	319	516	11	47	529
TH-5 . . . . .	-	-	-	-	40	1	40	85
T-6 . . . . .	302,935	1,121	270	477,336	200,581	1,035	194	335,935
T-7 . . . . .	1,456	15	97	1,437	1,419	13	109	1,639
T-11 . . . . .	2,593	25	104	1,927	1,455	19	77	1,046
T-28 . . . . .	141,628	717	197	190,551	112,247	718	156	159,925
T-29 . . . . .	56,064	231	243	18,958	51,857	256	203	17,560
T-33 . . . . .	282,493	1,893	149	289,128	258,194	2,049	126	253,500
T-34 . . . . .	13,351	77	173	33,490	17,682	118	150	51,810
MK-4 . . . . .	-	-	-	-	854	31	28	767
<b>COMMUNICATION</b>	<u>75,774</u>	<u>696</u>		<u>258,750</u>	<u>67,720</u>	<u>704</u>		<u>228,060</u>
L-5 . . . . .	1,133	42	27	1,570	418	28	15	715
L-13 . . . . .	28	2	14	78	12	2	6	19
L-18 . . . . .	-	-	-	-	-	-	-	-
L-19 . . . . .	6,480	49	132	5,046	7,522	50	150	9,912
L-20 . . . . .	16,182	160	101	23,792	14,587	161	91	19,321
L-21 . . . . .	23,237	125	186	52,850	19,123	115	166	44,106
LT-6 . . . . .	4,478	30	149	6,179	3,549	33	108	4,687
H-5 . . . . .	1,020	19	54	3,490	833	21	40	3,281
H-13 . . . . .	8,954	87	103	99,972	7,562	84	90	84,381
H-19 . . . . .	13,826	167	83	63,029	13,417	190	71	57,559
H-21 . . . . .	431	12	36	2,714	697	20	35	4,079
H-23 . . . . .	5	3	2	30	-	-	-	-
H-34 . . . . .	-	-	-	-	-	-	-	-
<b>TARGET</b>	<u>1,987</u>	<u>46</u>		<u>2,228</u>	<u>2,034</u>	<u>44</u>		<u>2,548</u>
QB-17 . . . . .	1,432	24	60	1,402	1,353	21	65	1,531
QF-80 . . . . .	551	20	28	818	676	21	32	1,017
QT-33 . . . . .	1	1	1	1	-	1	-	-
Q-14 . . . . .	3	1	3	7	-	1	-	-



TABLE 15 - USAF FLIGHT OPERATIONS WORLD-WIDE BY TYPE AND MODEL OF AIRCRAFT (CONTINUED)

TYPE AND MODEL	FIRST QUARTER FISCAL YEAR 1955				SECOND QUARTER FISCAL YEAR 1955			
	HOURS FLOWN	AVERAGE AIRCRAFT ON HAND	QUARTER UTILIZATION RATE (HOURS)	LANDINGS	HOURS FLOWN	AVERAGE AIRCRAFT ON HAND	QUARTER UTILIZATION RATE (HOURS)	LANDINGS
OTHER ACTIVE								
<b>TOTAL</b>	<b>10,617</b>	<b>1,453</b>		<b>5,375</b>	<b>10,053</b>	<b>1,481</b>	-	<b>4,764</b>
<b>BOMBER</b>	<b>2,145</b>	<b>80</b>		<b>278</b>	<b>1,272</b>	<b>88</b>		<b>230</b>
B-17	5	4	1	6	4	3	1	6
B-25	-	-	-	-	-	1	-	-
B-26	80	31	3	62	69	30	2	82
B-29	1,929	23	84	157	1,159	11	105	114
B-36	2	1	2	1	2	2	1	2
B-45	125	7	18	47	7	7	1	7
B-47	1	10	-	1	22	29	1	14
B-50	1	3	-	2	9	3	3	5
B-57	2	1	2	2	-	2	-	-
<b>TANKER</b>	<b>165</b>	<b>46</b>		<b>138</b>	<b>73</b>	<b>13</b>		<b>34</b>
KB-29	62	22	3	58	45	3	15	9
KC-97	103	24	4	80	28	10	3	25
<b>FIGHTER</b>	<b>3,465</b>	<b>711</b>		<b>2,711</b>	<b>2,250</b>	<b>758</b>		<b>1,996</b>
F-51	18	12	2	20	-	2	-	2
F-80	47	17	3	48	2	7	-	-
F-84 (Other)	344	131	3	343	431	118	4	334
F-84F	27	38	1	33	127	117	1	190
F-86 (Other)	1,988	277	7	1,443	428	174	2	393
F-86D	463	159	3	372	438	267	2	446
F-89	396	40	10	320	812	37	22	622
F-94	182	37	5	132	12	35	-	9
F-100	-	-	-	-	-	1	-	-
F-102	-	-	-	-	-	-	-	-
<b>RECONNAISSANCE</b>	<b>352</b>	<b>29</b>		<b>81</b>	<b>377</b>	<b>33</b>		<b>117</b>
RB-17	2	3	1	2	2	4	-	1
RB-26	3	3	1	3	18	4	4	17
WB-26	-	-	-	-	-	-	-	-
RB-29	28	1	28	8	-	1	-	-
WB-29	251	7	36	40	82	1	82	9
RB-36	16	4	4	11	55	4	13	31
RB-45	5	2	3	4	31	1	31	9
RB-47	2	-	-	1	-	2	-	-
RB-50	37	1	37	5	134	1	134	12
RB-57	4	2	2	3	42	10	4	26
RC-45	-	-	-	-	-	1	-	-
RC-121	-	-	-	-	-	-	-	-
RF-80	1	4	-	1	-	1	-	-
RF-84	2	1	2	2	-	1	-	-
RF-86	1	1	1	1	13	1	13	12
RT-33	-	-	-	-	-	5	-	-
<b>SEARCH AND RESCUE</b>	<b>610</b>	<b>26</b>		<b>124</b>	<b>459</b>	<b>17</b>		<b>113</b>
SA-16	506	17	30	106	426	14	30	103
SB-17	7	5	1	7	3	1	3	4
SB-29	97	1	97	11	35	-	-	4
SC-47	-	3	-	-	1	2	1	2
<b>CARGO</b>	<b>3,176</b>	<b>180</b>		<b>1,099</b>	<b>4,865</b>	<b>176</b>		<b>1,226</b>
C-45	32	13	2	43	33	15	2	39
C-45	10	15	1	14	5	3	2	4
C-47/53	170	24	7	111	211	27	8	155
C-54	263	10	26	95	145	10	15	48
C-74	4	1	4	4	2	1	2	2
C-82	-	3	-	-	-	1	-	-
C-97	9	5	2	7	25	8	3	17
C-117	6	1	6	7	-	1	-	-
C-119	2,449	82	30	709	4,125	73	57	843
C-122	3	2	2	5	2	1	2	3
C-123	-	-	-	-	-	-	-	-
C-124	223	23	10	92	273	34	8	105
C-131	-	-	-	-	1	-	-	3
CB-17	4	1	4	2	42	1	42	6
CB-25	3	-	-	10	1	1	1	1



TABLE 15 - USAF FLIGHT OPERATIONS WORLD-WIDE BY TYPE AND MODEL OF AIRCRAFT (CONTINUED)

THIRD QUARTER FISCAL YEAR 1955				FOURTH QUARTER FISCAL YEAR 1955				TYPE AND MODEL
HOURS FLOWN	AVERAGE AIRCRAFT ON HAND	QUARTER UTILIZATION RATE (HOURS)	LANDINGS	HOURS FLOWN	AVERAGE AIRCRAFT ON HAND	QUARTER UTILIZATION RATE (HOURS)	LANDINGS	
OTHER ACTIVE								
<u>7,850</u>	<u>1,426</u>		<u>5,064</u>	<u>7,858</u>	<u>1,360</u>		<u>4,635</u>	<u>TOTAL</u>
439	70		276	589	86		337	<u>BOMBER</u>
5	3	2	7	5	3	2	5	B-17.
2	1	2	2	1	-	-	1	B-25.
83	19	4	105	156	17	9	115	B-26.
60	14	4	18	40	14	3	25	B-29.
33	5	7	14	17	3	6	8	B-36.
203	9	23	85	67	7	10	35	B-45.
7	10	-	5	26	11	2	19	B-47.
20	5	4	14	33	5	7	11	B-50.
26	4	7	26	244	26	-	118	B-57.
42	10		40	7	7		7	<u>TANKER</u>
4	3	1	2	2	3	-	2	KB-29
38	7	5	38	5	4	1	5	KC-97
<u>3,072</u>	<u>727</u>		<u>2,342</u>	<u>1,663</u>	<u>585</u>		<u>1,384</u>	<u>FIGHTER</u>
10	6	2	10	21	8	2	24	F-51.
15	6	2	14	1	4	-	1	F-80.
200	97	2	176	140	62	2	169	F-84 (Other)
184	150	1	255	175	169	1	210	F-84F
2,025	273	7	1,420	494	213	2	473	F-86 (Other)
246	143	2	239	131	71	2	117	F-86D
383	31	12	218	541	38	14	292	F-89.
8	20	-	9	160	17	9	98	F-94.
1	1	-	1	-	3	-	-	F-100
1	-	-	1	-	-	-	-	F-102
<u>519</u>	<u>73</u>		<u>172</u>	<u>571</u>	<u>142</u>		<u>225</u>	<u>RECONNAISSANCE</u>
14	6	2	15	143	12	12	65	RB-17
-	-	-	-	7	2	4	8	RB-26
33	1	33	3	-	-	-	-	WB-26
68	5	14	14	1	6	-	1	RB-29
-	1	-	-	5	1	5	5	WB-29
-	1	-	-	9	1	9	4	RB-36
9	2	5	4	6	2	3	3	RB-45
231	8	29	22	270	2	135	36	RB-47
117	17	7	65	48	31	1	24	RB-50
4	3	1	7	2	1	2	2	RB-57
2	-	-	2	-	-	-	-	RC-45
1	1	1	1	-	3	-	-	RC-121
6	8	-	7	14	55	-	18	RF-80
18	3	6	16	8	2	4	6	RF-84
16	18	-	16	58	24	2	53	RF-86
488	17		189	437	14		152	<u>SEARCH AND RESCUE</u>
391	12	33	140	409	12	34	128	SA-16
-	-	-	-	-	-	-	-	SB-17
61	1	61	26	27	1	27	22	SB-29
36	4	9	23	1	1	1	2	SC-47
<u>2,572</u>	<u>185</u>		<u>868</u>	<u>3,333</u>	<u>194</u>		<u>1,076</u>	<u>CARGO</u>
25	13	2	26	38	18	2	41	C-45.
10	9	1	9	4	4	1	3	C-46.
189	24	3	149	390	20	20	206	C-47/53
74	11	7	23	233	10	23	68	C-54.
9	3	3	8	1	1	1	2	C-74.
1	1	-	-	-	1	-	-	C-82.
11	4	3	11	17	8	2	13	C-97.
2	1	2	2	2	2	-	2	C-117
2,102	84	25	548	2,311	80	29	601	C-119
-	-	-	-	-	-	-	-	C-122
-	1	-	-	1	1	1	1	C-123
148	34	4	89	299	48	6	117	C-124
-	-	-	-	37	3	12	22	C-131
-	-	-	-	-	-	-	-	CB-17
2	-	-	3	-	-	-	-	CB-25

TABLE 15 — USAF FLIGHT OPERATIONS WORLD-WIDE BY TYPE AND MODEL OF AIRCRAFT (CONTINUED)

TYPE AND MODEL	FIRST QUARTER FISCAL YEAR 1955				SECOND QUARTER FISCAL YEAR 1955			
	HOURS FLOWN	AVERAGE AIRCRAFT ON HAND	QUARTER UTILIZATION RATE (HOURS)	LANDINGS	HOURS FLOWN	AVERAGE AIRCRAFT ON HAND	QUARTER UTILIZATION RATE (HOURS)	LANDINGS
OTHER ACTIVE								
<b>TRAINER</b>	595	222		612	650	204		521
TB-17	5	9	1	5	54	2	27	8
TB-25	9	8	1	10	49	13	4	45
TB-26	28	15	2	28	45	13	3	44
TB-29	5	5	1	5	1	4	-	1
TB-45	4	2	2	4	1	2	1	1
TB-47	23	7	3	13	6	6	1	3
TB-50	-	3	-	-	-	-	-	-
TC-45	3	2	1	3	4	2	2	8
TC-47	-	-	-	-	3	1	3	3
TC-54	1	1	1	1	-	-	-	-
TF-51	-	-	-	-	-	1	-	-
TH-5	-	-	-	-	-	-	-	-
T-6	237	29	8	272	2	27	-	2
T-7	-	-	-	-	-	1	-	1
T-11	-	1	-	-	1	1	1	1
T-28	20	17	1	49	16	12	1	28
T-29	1	1	1	1	3	1	3	2
T-33	258	122	2	221	465	97	5	374
MK-4	-	-	-	-	-	21	-	-
<b>COMMUNICATION</b>	103	157		325	107	191		527
L-4	18	17	1	25	4	12	-	12
L-5	13	21	1	24	8	16	1	7
L-16	55	36	2	116	30	41	1	54
L-17	-	-	-	-	-	16	-	-
L-19	-	2	-	-	-	-	-	-
L-20	2	20	-	4	8	41	-	26
L-23	2	1	2	1	4	3	1	4
LT-6	-	-	-	-	-	3	-	-
H-5	5	20	-	52	17	16	1	137
H-19	8	18	-	103	30	18	2	235
H-21	-	21	-	-	6	24	-	52
H-23	-	1	-	-	-	1	-	-
<b>TARGET</b>	6	2		7		1		
QB-17	1	-	-	1	-	1	-	-
QF-80	5	2	3	6	-	-	-	-
INACTIVE								
<b>TOTAL</b>	11,322			16,179	5,909			6,924
<b>BOMBER</b>	708			606	441			254
B-17	109			72	158			39
B-26	232			204	174			145
B-29	177			227	15			13
B-45	30			27	31			27
B-47	2			1	10			5
B-50	-			-	6			3
B-57	21			15	-			-
XB-29	125			43	37			11
XB-51	12			17	10			11
<b>TANKER</b>	104			97	113			88
KB-29	6			4	44			36
KC-97	98			93	69			52
<b>FIGHTER</b>	1,947			2,183	1,558			1,571
F-47	8			11	-			-
F-51	-			-	9			8
F-80	413			373	227			157
F-84 (Other)	544			757	476			609
F-84F	191			314	27			62
F-86 (Other)	197			236	19			20
F-86D	309			275	762			662
F-89	69			80	14			15
F-94	206			129	10			9
F-100	6			7	12			26

TABLE 15 - USAF FLIGHT OPERATIONS WORLD-WIDE BY TYPE AND MODEL OF AIRCRAFT (CONTINUED)

THIRD QUARTER FISCAL YEAR 1955				FOURTH QUARTER FISCAL YEAR 1955				TYPE AND MODEL
HOURS FLOWN	AVERAGE AIRCRAFT ON HAND	QUARTER UTILIZATION RATE (HOURS)	LANDINGS	HOURS FLOWN	AVERAGE AIRCRAFT ON HAND	QUARTER UTILIZATION RATE (HOURS)	LANDINGS	
OTHER ACTIVE								
517	152		362	825	192		663	TRAINER
25	1	25	5	-	1	-	-	TB-17
29	11	2	34	32	14	2	42	TB-25
27	9	3	33	72	12	6	61	TB-26
52	3	17	16	25	3	8	5	TB-29
4	2	2	2	6	1	6	6	TB-45
30	6	5	10	23	5	5	8	TB-47
31	-	-	5	1	-	-	1	TB-50
-	1	-	-	-	-	-	-	TC-45
8	-	-	3	1	-	-	1	TC-47
-	1	-	-	-	-	-	-	TC-54
-	1	-	-	-	-	-	-	TF-51
-	-	-	-	1	-	-	-	TH-5
-	1	-	-	2	36	-	3	T-6
-	1	-	-	-	1	-	-	T-7
1	1	1	1	-	1	-	-	T-11
8	7	1	15	12	10	1	45	T-28
2	2	1	2	29	1	29	32	T-29
300	89	3	236	622	106	6	459	T-33
-	17	-	-	-	-	-	-	MK-4
201	191		815	425	139		779	COMMUNICATION
13	18	-	19	7	11	1	15	L-4
15	19	-	23	28	21	1	37	L-5
39	48	-	77	36	41	-	66	L-16
-	28	-	-	4	9	-	22	L-17
1	1	1	1	23	8	3	29	L-19
20	29	-	28	17	19	-	16	L-20
-	1	-	1	3	2	1	3	L-23
-	19	-	-	-	3	-	-	LT-6
28	6	5	265	9	9	1	61	H-5
63	17	4	188	45	11	4	126	H-19
21	7	3	204	253	5	51	404	H-21
1	-	-	9	-	-	-	-	H-23
-	1	-	-	8	1	-	12	TARGET
-	1	-	-	8	1	8	12	QB-17
-	-	-	-	-	-	-	-	QF-80
INACTIVE								
5,964			4,926	7,396			5,953	TOTAL
315			194	225			145	BOMBER
54			24	5			3	B-17
142			94	87			49	B-26
30			24	35			35	B-29
18			14	5			3	B-45
-			-	2			1	B-47
7			2	5			5	B-50
-			-	-			-	B-57
50			16	67			24	XB-29
14			20	19			25	XB-51
144			115	145			119	TANKER
43			36	31			27	KB-29
101			79	114			92	KC-97
2,457			2,467	2,553			2,401	FIGHTER
-			-	-			-	F-47
7			9	-			-	F-51
5			2	-			-	F-80
268			327	299			343	F-84 (Other)
136			165	208			259	F-84F
232			181	161			119	F-86 (Other)
1,355			1,338	1,189			1,065	F-86D
84			91	53			70	F-89
356			327	634			530	F-94
13			26	6			10	F-100

TABLE 15 - USAF FLIGHT OPERATIONS WORLD-WIDE BY TYPE AND MODEL OF AIRCRAFT (CONTINUED)

TYPE AND MODEL	FIRST QUARTER FISCAL YEAR 1955				SECOND QUARTER FISCAL YEAR 1955			
	HOURS FLOWN	AVERAGE AIRCRAFT ON HAND	QUARTER UTILIZATION RATE (HOURS)	LANDINGS	HOURS FLOWN	AVERAGE AIRCRAFT ON HAND	QUARTER UTILIZATION RATE (HOURS)	LANDINGS
INACTIVE (Continued)								
<u>FIGHTER - Continued</u>								
XF-38 . . . . .	4			1	2			3
<u>RECONNAISSANCE</u>	62			58	41			32
RB-17 . . . . .	1			2	3			4
RB-26 . . . . .	4			3	-			-
RB-29 . . . . .	13			4	-			-
WB-29 . . . . .	2			3	20			16
RB-45 . . . . .	11			9	-			-
RB-50 . . . . .	4			4	13			10
RB-57 . . . . .	24			30	-			-
RF-80 . . . . .	3			3	5			2
RT-33 . . . . .	-			-	-			-
<u>SEARCH AND RESCUE</u>	44			61	78			116
SA-16 . . . . .	38			55	71			109
SB-17 . . . . .	-			-	1			1
SB-29 . . . . .	-			-	6			6
SC-47 . . . . .	6			6	-			-
<u>CARGO</u>	1,096			440	709			338
C-45 . . . . .	1			1	-			-
C-46 . . . . .	364			190	408			237
C-47/53 . . . . .	75			71	97			48
C-54 . . . . .	65			30	9			4
C-82 . . . . .	-			-	-			-
C-97 . . . . .	1			1	8			3
C-119 . . . . .	9			6	-			-
C-123 . . . . .	16			14	-			-
C-124 . . . . .	197			74	32			27
CB-17 . . . . .	-			-	-			-
XC-99 . . . . .	368			53	155			19
XC-123 . . . . .	-			-	-			-
<u>TRAINER</u>	6,816			11,344	2,865			4,062
TB-17 . . . . .	4			4	7			9
TB-25 . . . . .	106			59	118			77
TB-26 . . . . .	64			63	9			9
TB-29 . . . . .	61			104	21			17
TB-50 . . . . .	86			49	11			5
TC-54 . . . . .	-			-	-			-
TF-51 . . . . .	-			-	1			1
T-6 . . . . .	129			208	64			111
T-11 . . . . .	6			3	2			2
T-28 . . . . .	306			387	31			70
T-29 . . . . .	-			-	-			-
T-33 . . . . .	3,558			7,088	1,817			2,906
T-34 . . . . .	105			276	-			-
MK-4 . . . . .	2,336			3,035	747			816
XT-28 . . . . .	55			68	37			39
<u>COMMUNICATION</u>	517			1,366	96			454
L-5 . . . . .	10			8	-			-
L-19 . . . . .	97			194	-			-
L-20 . . . . .	132			266	12			23
L-21 . . . . .	40			75	13			27
L-23 . . . . .	11			12	5			5
XL-17 . . . . .	16			16	13			18
H-13 . . . . .	19			126	48			377
H-19 . . . . .	103			222	5			4
H-21 . . . . .	89			447	-			-
<u>TARGET</u>	28			24	8			9
QB-17 . . . . .	28			24	8			9



TABLE 16 - USAF FLIGHT OPERATIONS - BY COMMAND

COMMAND	FISCAL YEAR 1955												
	TOTAL	JUL 1954	AUG	SEP	OCT	NOV	DEC	JAN 1955	FEB	MAR	APR	MAY	JUN
TOTAL USAF . . . . .	8,940,009	777,440	811,936	765,261	759,801	702,192	592,135	684,056	641,592	798,866	764,487	808,636	833,607
TOTAL CONTINENTAL US. . . . .	7,068,743	622,072	645,824	595,902	601,220	562,019	461,019	545,667	511,307	639,422	598,704	629,516	656,071
Air Academy. . . . .	3,474	-	-	-	-	-	-	114	285	489	731	920	935
Air Defense. . . . .	692,512	57,089	58,068	56,527	54,030	49,533	44,502	51,314	47,129	63,410	65,546	72,868	72,496
Air Materiel . . . . .	192,866	16,429	15,657	14,669	16,287	14,233	13,560	14,544	14,392	17,429	18,058	19,022	18,586
Air Proving Ground . . . . .	53,768	4,072	4,686	4,749	4,862	4,315	3,661	4,139	3,998	5,198	4,617	4,368	5,103
Air Research and Development . . . . .	163,554	13,702	13,148	13,581	13,900	11,964	12,306	12,447	11,872	15,532	14,886	15,754	14,462
Air Training . . . . .	3,485,371	342,057	358,590	315,609	307,880	284,993	199,632	260,975	238,679	301,313	276,126	280,266	319,251
Air University . . . . .	78,302	3,981	4,917	5,680	6,462	6,039	5,845	5,772	6,269	8,776	8,079	8,525	7,957
Civil Air Patrol . . . . .	18,917	2,149	1,640	1,553	1,824	1,358	822	1,231	1,124	1,903	1,480	1,822	2,011
Continental Air. . . . .	47,187	3,652	4,329	3,910	4,088	3,838	3,791	3,564	3,532	3,950	4,148	3,976	4,409
Headquarters . . . . .	100,094	8,508	8,693	7,623	8,938	7,257	6,981	7,941	7,557	9,246	9,357	9,085	8,908
Military Air Transport Service . . . . .	725,578	51,838	55,321	56,775	60,778	57,664	59,051	61,554	58,203	68,121	63,726	67,539	65,008
Strategic Air. . . . .	993,494	77,313	76,695	73,325	80,188	84,200	76,851	87,075	80,916	97,040	85,297	88,236	86,358
United States Air Force Security Service . . . . .	2,744	206	262	139	219	249	235	170	263	178	245	341	237
Tactical Air . . . . .	510,882	41,076	43,818	41,762	41,764	36,376	33,782	34,827	37,088	46,837	46,408	56,794	50,350
TOTAL OVERSEAS. . . . .	1,871,266	155,368	166,112	169,359	158,581	140,173	131,116	138,389	130,285	159,444	165,783	179,120	177,536
Alaskan Air. . . . .	88,796	6,756	8,174	8,208	6,799	6,066	4,230	6,322	5,277	9,186	8,663	8,996	10,119
Air Materiel . . . . .	1,587	121	82	259	224	97	70	74	98	92	206	193	71
Air Research and Development . . . . .	3,168	252	198	186	183	161	229	259	307	253	425	456	
Caribbean Air. . . . .	19,028	1,633	1,720	1,354	2,054	1,370	1,566	1,370	1,578	1,465	1,589	1,709	1,620
Civil Air Patrol . . . . .	290	55	43	6	48	37	-	13	5	16	16	46	16
United States Air Forces in Europe . . . . .	572,602	49,552	51,297	51,403	46,753	36,335	35,154	35,405	38,727	57,590	57,434	57,572	55,380
Far East Air Forces. . . . .	649,075	56,000	68,929	64,472	60,678	58,662	54,153	48,388	42,452	44,077	49,085	51,301	50,878
Headquarters . . . . .	25,918	2,347	1,991	2,162	1,810	2,224	1,541	2,199	2,192	2,481	2,079	2,652	2,240
Military Air Transport Service . . . . .	278,622	20,207	20,356	20,327	20,951	19,510	19,836	25,653	23,331	26,768	27,666	28,252	25,765
Northeast Air. . . . .	68,723	5,594	5,473	6,015	4,745	4,347	4,502	4,019	4,275	4,494	6,189	10,734	8,335
Strategic Air. . . . .	139,052	12,316	7,494	14,396	13,039	9,843	8,464	8,443	8,763	10,025	10,661	15,391	20,217
Tactical Air . . . . .	20,334	306	37	335	887	1,219	1,073	5,930	3,006	2,659	1,480	1,420	1,982
Joint US Military Group, Air Administration. . . . .	2,067	50	151	110	192	129	141	152	182	192	273	270	225
Air Defense. . . . .	2,005	179	167	126	218	173	157	162	140	103	189	159	232

Source: Operations Statistics Division, Directorate of Statistical Services, DCS/Comptroller

TABLE 17 - SUMMARY OF USAF FLIGHT OPERATIONS BY TYPE OF ACTIVITY - FY 1955

TYPE OF ACTIVITY	FISCAL YEAR 1955								
	WORLD WIDE			CONTINENTAL U.S.			OVERSEAS		
	HOURS FLOWN	AVERAGE AIRCRAFT ON HAND	LANDINGS	HOURS FLOWN	AVERAGE AIRCRAFT ON HAND	LANDINGS	HOURS FLOWN	AVERAGE AIRCRAFT ON HAND	LANDINGS
TOTAL (Excluding Air Force Reserve) . . . . .	8,940,009	-	8,126,903	7,068,743	-	6,820,289	1,871,266	-	1,306,614
Operating Active . . . . .	8,873,040	17,653	8,073,083	7,038,627	13,282	6,793,742	1,834,413	4,371	1,279,341
Administrative . . . . .	48,283	84	18,354	30,137	54	11,943	18,146	30	6,411
Operational Support . . . . .	1,284,750	2,131	838,335	1,020,375	1,671	647,412	264,375	460	190,923
Primary Tactical Unit . . . . .	2,791,759	7,904	1,676,324	1,632,299	4,766	872,546	1,159,460	3,138	803,778
Tactical Unit Support . . . . .	358,572	689	271,960	232,621	422	156,934	125,951	267	115,026
Student Training . . . . .	3,277,940	4,900	4,620,325	3,277,940	4,900	4,620,325	-	-	-
MATS - Transport . . . . .	519,982	382	152,914	425,160	315	129,095	94,822	67	23,819
MATS - Air Evacuation . . . . .	41,978	36	29,257	41,978	36	29,257	-	-	-
Combat Crew Training . . . . .	4,377	9	2,943	4,377	9	2,943	-	-	-
Test . . . . .	22,646	141	26,443	22,646	141	26,443	-	-	-
Test Support . . . . .	94,111	385	70,058	91,598	381	68,300	2,513	4	1,758
Special Mission . . . . .	411,609	897	340,231	259,496	586	228,544	152,113	311	111,687
MDAP Aircraft Temporarily Diverted to USAF . . . . .	17,033	95	25,939	-	1	-	17,033	94	25,939
Other Active . . . . .	36,378	1,430	19,838	12,986	1,045	9,980	23,392	385	9,858
Command Support . . . . .	8,762	1,188	10,522	6,179	929	7,988	2,583	259	2,534
Project . . . . .	1,197	97	1,174	993	82	982	204	15	192
Enroute . . . . .	26,419	145	8,142	5,814	34	1,010	20,605	111	7,132
Inactive . . . . .	30,591	-	33,982	17,130	-	16,567	13,461	-	17,415

Source: Operations Statistics Division, Directorate of Statistical Services, ICS/Comptroller.

TABLE 18 - USAF FLIGHT OPERATIONS BY TYPE OF ACTIVITY - QUARTERLY - FY 1955

TYPE OF ACTIVITY	FIRST QUARTER FISCAL YEAR 1955			SECOND QUARTER FISCAL YEAR 1955			THIRD QUARTER FISCAL YEAR 1955			FOURTH QUARTER FISCAL YEAR 1955		
	HOURS FLOWN	AVERAGE AIRCRAFT ON HAND	LANDINGS	HOURS FLOWN	AVERAGE AIRCRAFT ON HAND	LANDINGS	HOURS FLOWN	AVERAGE AIRCRAFT ON HAND	LANDINGS	HOURS FLOWN	AVERAGE AIRCRAFT ON HAND	LANDINGS
<u>WORLD WIDE TOTAL</u> . . . . .	<u>2,354,637</u>	-	<u>2,209,282</u>	<u>2,054,128</u>	-	<u>1,828,001</u>	<u>2,124,514</u>	-	<u>1,917,802</u>	<u>2,406,730</u>	-	<u>2,171,818</u>
Operating Active . . . . .	<u>2,332,698</u>	<u>17,107</u>	<u>2,187,728</u>	<u>2,038,166</u>	<u>17,414</u>	<u>1,816,313</u>	<u>2,110,700</u>	<u>17,781</u>	<u>1,907,812</u>	<u>2,391,476</u>	<u>18,310</u>	<u>2,161,230</u>
Administrative . . . . .	10,953	80	4,345	11,230	78	3,989	11,838	83	4,494	14,262	94	5,526
Operational Support . . . . .	304,290	1,991	205,423	297,275	2,098	184,685	313,514	2,179	200,544	369,671	2,255	247,683
Primary Tactical Unit . . . . .	694,619	7,563	446,439	634,030	7,659	374,543	667,200	8,025	381,333	795,910	8,368	474,009
Tactical Unit Support . . . . .	93,193	626	76,956	85,782	690	60,445	89,019	756	64,939	90,578	685	69,620
Student Training . . . . .	969,143	5,017	1,305,285	745,624	4,932	1,048,231	748,648	4,785	1,097,993	814,525	4,867	1,168,816
MATS - Transport . . . . .	113,135	358	33,691	127,586	382	35,266	138,320	391	37,480	140,941	399	46,477
MATS - Air Evacuation . . . . .	11,767	40	8,049	10,510	39	7,001	9,676	31	6,689	10,025	33	7,518
Combat Crew Training . . . . .	2,642	26	1,652	696	5	417	404	2	310	635	4	564
Test . . . . .	8,349	188	6,860	5,899	159	5,801	3,959	121	6,498	4,439	95	7,284
Test Support . . . . .	23,319	350	17,163	21,227	408	15,954	22,982	385	16,646	26,583	396	20,295
Special Mission . . . . .	101,288	867	81,865	95,707	894	76,318	99,322	904	81,908	115,292	924	100,140
MDAF Aircraft Temporarily Diverted to USAF . . . . .	-	1	-	2,600	70	3,663	5,818	119	8,978	8,615	190	13,298
Other Active . . . . .	<u>10,617</u>	<u>1,453</u>	<u>5,375</u>	<u>10,053</u>	<u>1,481</u>	<u>4,764</u>	<u>7,850</u>	<u>1,426</u>	<u>5,064</u>	<u>7,858</u>	<u>1,360</u>	<u>4,635</u>
Command Support . . . . .	2,201	1,160	2,651	2,218	1,231	2,666	1,922	1,147	2,477	2,421	1,214	2,728
Project . . . . .	578	121	415	204	114	201	259	100	386	156	51	172
Enroute . . . . .	7,838	172	2,309	7,631	136	1,897	5,669	179	2,201	5,281	95	1,735
Inactive . . . . .	<u>11,322</u>	-	<u>16,179</u>	<u>5,909</u>	-	<u>6,924</u>	<u>5,964</u>	-	<u>4,926</u>	<u>7,396</u>	-	<u>5,953</u>



TABLE 18 - USAF FLIGHT OPERATIONS BY TYPE OF ACTIVITY - QUARTERLY - FY 1955 (CONTINUED)

TYPE OF ACTIVITY	FIRST QUARTER FISCAL YEAR 1955			SECOND QUARTER FISCAL YEAR 1955			THIRD QUARTER FISCAL YEAR 1955			FOURTH QUARTER FISCAL YEAR 1955		
	HOURS FLOWN	AVERAGE AIRCRAFT ON HAND	LANDINGS	HOURS FLOWN	AVERAGE AIRCRAFT ON HAND	LANDINGS	HOURS FLOWN	AVERAGE AIRCRAFT ON HAND	LANDINGS	HOURS FLOWN	AVERAGE AIRCRAFT ON HAND	LANDINGS
<u>CONTINENTAL U.S. TOTAL</u> . . . . .	<u>1,863,798</u>		<u>1,855,984</u>	<u>1,624,258</u>		<u>1,538,955</u>	<u>1,696,396</u>		<u>1,628,689</u>	<u>1,884,291</u>		<u>1,796,661</u>
Operating Active . . . . .	<u>1,854,116</u>	<u>12,971</u>	<u>1,847,467</u>	<u>1,617,307</u>	<u>12,910</u>	<u>1,533,381</u>	<u>1,689,797</u>	<u>13,459</u>	<u>1,622,418</u>	<u>1,877,407</u>	<u>13,788</u>	<u>1,790,476</u>
Administrative . . . . .	6,949	51	2,678	6,588	48	2,421	7,468	55	3,082	9,132	63	3,762
Operational Support . . . . .	237,334	1,633	156,382	236,905	1,424	142,562	250,795	1,782	156,535	295,741	1,843	191,933
Primary Tactical Unit . . . . .	377,832	4,424	216,951	370,480	4,579	195,706	409,596	4,905	207,438	474,391	5,158	252,451
Tactical Unit Support . . . . .	62,230	399	50,043	55,756	421	33,363	59,355	465	37,512	55,280	403	36,016
Student Training . . . . .	969,143	5,017	1,305,285	745,624	4,932	1,048,231	748,648	4,785	1,097,993	814,525	4,867	1,168,816
MATS - Transport . . . . .	92,455	293	28,363	103,375	314	29,491	112,971	323	31,430	116,359	331	39,811
MATS - Air Evacuation . . . . .	11,767	40	8,049	10,510	39	7,001	9,676	31	6,689	10,025	33	7,518
Combat Crew Training . . . . .	2,642	26	1,652	696	5	417	404	2	310	635	4	564
Test . . . . .	8,349	188	6,860	5,899	159	5,801	3,959	121	6,498	4,439	95	7,284
Test Support . . . . .	22,635	346	16,807	20,768	404	15,663	22,455	381	16,215	25,740	392	19,615
Special Mission . . . . .	62,780	553	54,397	61,106	584	52,725	64,470	608	58,716	71,140	599	62,706
MDAP Aircraft Temporarily Diverted to USAF . . . . .	-	1	-	-	1	-	-	1	-	-	-	-
Other Active . . . . .	<u>4,834</u>	<u>1,068</u>	<u>3,074</u>	<u>3,687</u>	<u>1,059</u>	<u>2,391</u>	<u>2,156</u>	<u>1,019</u>	<u>2,305</u>	<u>2,309</u>	<u>1,034</u>	<u>2,210</u>
Command Support . . . . .	1,702	921	2,172	1,529	941	2,048	1,357	896	1,868	1,591	959	1,900
Project . . . . .	577	115	413	77	79	91	188	85	319	151	48	159
Enroute . . . . .	2,555	32	489	2,081	39	252	611	38	118	567	27	151
Inactive . . . . .	<u>4,848</u>	-	<u>5,443</u>	<u>3,264</u>	-	<u>3,183</u>	<u>4,443</u>	-	<u>3,966</u>	<u>4,575</u>	-	<u>3,975</u>

TABLE 18 - USAF FLIGHT OPERATIONS BY TYPE OF ACTIVITY - QUARTERLY - FY 1955 (CONTINUED)

TYPE OF ACTIVITY	FIRST QUARTER FISCAL YEAR 1955			SECOND QUARTER FISCAL YEAR 1955			THIRD QUARTER FISCAL YEAR 1955			FOURTH QUARTER FISCAL YEAR 1955		
	HOURS FLOWN	AVERAGE AIRCRAFT ON HAND	LANDINGS	HOURS FLOWN	AVERAGE AIRCRAFT ON HAND	LANDINGS	HOURS FLOWN	AVERAGE AIRCRAFT ON HAND	LANDINGS	HOURS FLOWN	AVERAGE AIRCRAFT ON HAND	LANDINGS
<u>OVERSEAS TOTAL</u> . . . . .	<u>490,839</u>		<u>353,298</u>	<u>429,870</u>		<u>289,046</u>	<u>428,118</u>		<u>289,113</u>	<u>522,439</u>		<u>375,157</u>
Operating Active . . . . .	<u>478,582</u>	<u>4,136</u>	<u>340,261</u>	<u>420,859</u>	<u>4,504</u>	<u>282,932</u>	<u>420,903</u>	<u>4,322</u>	<u>285,394</u>	<u>514,069</u>	<u>4,522</u>	<u>370,754</u>
Administrative . . . . .	4,004	29	1,667	4,642	30	1,568	4,370	28	1,412	5,130	31	1,764
Operational Support . . . . .	66,956	358	49,041	60,770	674	42,123	62,719	397	44,009	73,930	412	55,750
Primary Tactical Unit . . . . .	316,787	3,139	229,488	263,550	3,080	178,837	257,604	3,120	173,895	321,519	3,210	221,558
Tactical Unit Support . . . . .	30,963	227	26,913	30,026	269	27,082	29,664	291	27,427	35,298	282	33,604
Student Training . . . . .	-	-	-	-	-	-	-	-	-	-	-	-
MATS - Transport . . . . .	20,680	65	5,328	24,211	68	5,775	25,349	68	6,050	24,582	68	6,666
MATS - Air Evacuation . . . . .	-	-	-	-	-	-	-	-	-	-	-	-
Combat Crew Training . . . . .	-	-	-	-	-	-	-	-	-	-	-	-
Test . . . . .	-	-	-	-	-	-	-	-	-	-	-	-
Test Support . . . . .	684	4	356	459	4	291	527	4	431	843	4	680
Special Mission . . . . .	38,508	314	27,468	34,601	310	23,593	34,852	296	23,192	44,152	325	37,434
MDAP Aircraft Temporarily Diverted to USAF . . . . .	-	-	-	2,600	69	3,663	5,818	118	8,978	8,615	190	13,298
Other Active . . . . .	<u>5,783</u>	<u>385</u>	<u>2,301</u>	<u>6,366</u>	<u>422</u>	<u>2,373</u>	<u>5,694</u>	<u>407</u>	<u>2,759</u>	<u>5,549</u>	<u>326</u>	<u>2,425</u>
Command Support . . . . .	499	239	479	689	290	618	565	251	609	830	255	828
Project . . . . .	1	6	2	127	35	110	71	15	67	5	3	13
Enroute . . . . .	5,283	140	1,820	5,550	97	1,645	5,058	141	2,083	4,714	68	1,584
Inactive . . . . .	<u>6,474</u>	-	<u>10,736</u>	<u>2,645</u>	-	<u>3,741</u>	<u>1,521</u>	-	<u>960</u>	<u>2,821</u>	-	<u>1,978</u>

Source: Operations Statistics Division, Directorate of Statistical Services, DCS/Comptroller




*Safety*



***PART***





## SAFETY

The data presented on this category are subdivided into two sections: Flying Safety and Ground Safety.

### FLYING SAFETY

The content of this section presents data on aircraft accidents which occurred in the United States Air Force and the Air National Guard during Fiscal Year 1955. USAF, command, and aircraft type and model totals include flying time and accidents of Air Force Reserve aircraft, ANG aircraft, and the Navy units flying for the Military Air Transport Service.

During Fiscal Year 1955, all accidents, major and minor, totalled 2,116. These accident statistics are reflected herein by command, by type and model of aircraft involved, by phase of operation in which the accident occurred, by the factors causing the accident and by the conditions affecting the accident. All rates are expressed in number of accidents per 100,000 flying hours.

#### AIRCRAFT ACCIDENT:

An event not caused directly by enemy action, involving one or more Air Force aircraft (including ANG aircraft) that occurs between the time the engine(s) is started for the purpose of commencing flight and the time when the aircraft lands and comes to rest with the engine(s) stopped for normal deplaning, and which results in minor, substantial damage or destruction of the aircraft.

#### MAJOR ACCIDENTS:

When the aircraft is destroyed or receives substantial damage.

#### ALL ACCIDENTS:

As used herein is the total of major plus minor accidents. A minor accident is one which the aircraft receives minor damage.

#### FATAL ACCIDENT:

In which any person receives fatal injuries.

#### FATAL:

A fatal injury that results in death because of major injuries received in the accident or the complications arising therefrom. Fatalities enumerated include all persons killed and/or missing as a result of USAF aircraft accidents. Pilot fatalities apply to USAF pilots only.

#### MISSION:

The primary objective or purpose for which a flight was undertaken. The mission classifications used herein conform with the AFR 65-110 mission categories.

#### BAILMENT AND/OR LOAN:

Accidents in aircraft which are on bailment contract or on loan are included in the total number of accidents appearing in this section. However, flying time is not available for bailment/loan aircraft, and accidents in these planes have not been included in rate computations.

Data in this section secured from the Directorate of Flight Safety Research, Office of the Inspector General, Norton Air Force Base, California.

TABLE 19 - FLYING HOURS, NUMBER AND RATES OF MAJOR ACCIDENTS, FATAL ACCIDENTS AND FATALITIES  
1921 THROUGH 1955

(Rates computed on the basis of 100,000 Flying Hours)

YEAR	FLYING HOURS	MAJOR ACCIDENTS		FATAL ACCIDENTS		FATALITIES	
		Number	Rate	Number	Rate	Number	Rate
WORLD-WIDE USAF							
<u>Fiscal Years:</u>							
1921 . . . . .	77,351	361	467	45	58	73	94
1922 . . . . .	65,214	330	506	24	37	44	68
1923 . . . . .	65,750	283	430	33	50	58	88
1924 . . . . .	97,834	275	281	23	24	34	35
1925 . . . . .	150,319	311	207	30	20	40	27
1926 . . . . .	158,402	334	211	27	17	43	27
1927 . . . . .	140,906	227	161	28	20	43	31
1928 . . . . .	182,903	249	136	29	14	27	15
1929 . . . . .	263,381	390	148	43	16	62	24
1930 . . . . .	325,223	468	144	37	11	52	16
1931 . . . . .	396,961	456	115	21	5	26	7
1932 . . . . .	371,254	423	114	32	9	49	13
1933 . . . . .	432,966	442	102	28	7	46	12
1934 . . . . .	374,235	412	110	35	9	54	14
1935 . . . . .	449,583	453	101	33	7	47	11
1936 . . . . .	518,749	430	83	42	8	59	11
1937 . . . . .	520,493	358	69	27	5	48	9
1938 . . . . .	598,907	375	63	38	6	62	10
1939 . . . . .	729,225	389	53	32	4	52	7
1940 . . . . .	937,922	478	51	46	5	90	10
1941 . . . . .	2,388,046	1,515	63	143	6	252	11
CONTINENTAL a/							
<u>Calendar Years:</u>							
1942 . . . . .	14,246,366	10,090	71	1,116	8	2,384	17
1943 . . . . .	32,064,789	20,389	64	2,204	7	5,603	17
1944 . . . . .	35,503,205	16,128	45	1,936	5	4,973	14
1945 . . . . .	15,052,224	6,661	44	804	5	2,174	14
WORLD-WIDE USAF							
1946 . . . . .	3,624,792	2,194	61	274	8	879	24
1947 b/ . . . . .	3,516,141	1,555	44	205	6	584	17
1948 . . . . .	4,437,509	1,783	40	243	5	619	14
1949 . . . . .	4,699,897	1,731	37	245	5	577	12
1950 c/ . . . . .	4,780,949	1,744	36	267	6	781	16
1951 . . . . .	6,660,848	2,184	33	370	6	1,015	15
1952 . . . . .	7,972,482	2,274	29	399	5	1,214	15
1953 . . . . .	8,498,019	2,075	24	433	5	949	11
1954 . . . . .	9,159,967	1,873	20	377	4	797	9
1955 . . . . .	9,626,662	1,664	17	343	4	829	9

a/ Overseas accidents were not reported during war years.

b/ Accident data for the Air National Guard are included since 1947. This tabulation may, therefore, not necessarily agree with data published in prior years which excluded the ANG.

c/ Accidents and Flying Hours of Navy Units flying for MATS included since 1950.

Source: D/Flight Safety Research - The Inspector General.

TABLE 20 - USAF AND ANG AIRCRAFT ACCIDENTS AND RATES - BY COMMAND - FY 1955

(Includes hours and accidents in the Air Force Reserve, MATS Navy Units, and Civil Air Patrol Aircraft in the USAF inventory. Rates are expressed in accidents per 100,000 hours.)

COMMAND	FLYING HOURS <u>a/</u>	MAJOR ACCIDENTS		FATAL ACCIDENTS		FATALITIES		AIRCRAFT DESTROYED		ALL ACCIDENTS	
		Number	Rate	Number	Rate	Number	Rate	Number	Rate	Number	Rate
<u>TOTAL - FY 1955</u> . . . . .	9,591,070	1,772	18	381	4	807	8	852	9	2,116	22
1st Quarter . . . . .	2,543,235	488	19	100	4	198	8	228	9	580	23
2nd Quarter . . . . .	2,190,029	399	18	93	4	193	9	190	9	482	22
3rd Quarter . . . . .	2,263,198	404	18	101	4	247	11	202	9	477	21
4th Quarter . . . . .	2,594,608	481	18	87	3	169	7	232	9	577	22
<u>AIR DEFENSE COMMAND - TOTAL</u> . . . . .	694,530	174	25	42	6	63	9	105	15	205	30
1st Quarter . . . . .	172,158	47	27	11	6	19	11	31	18	54	31
2nd Quarter . . . . .	148,620	50	34	14	9	22	15	31	21	55	37
3rd Quarter . . . . .	162,260	34	21	8	5	10	6	18	11	44	27
4th Quarter . . . . .	211,492	43	20	9	4	12	6	25	12	52	25
<u>AIR MATERIEL COMMAND - TOTAL</u> . . . . .	194,648	32	11	8	3	12	5	14	5	41	14
1st Quarter . . . . .	47,241	10	13	1	2	2	4	3	4	12	17
2nd Quarter . . . . .	44,485	10	16	2	2	3	2	4	7	14	16
3rd Quarter . . . . .	46,700	7	11	4	6	5	9	5	6	10	19
4th Quarter . . . . .	56,222	5	5	1	2	2	4	2	4	5	5
<u>AIR PROVING GROUND - TOTAL</u> . . . . .	53,768	8	15	1	2	1	2	4	7	9	17
1st Quarter . . . . .	13,507	3	22	-	-	-	-	2	15	3	22
2nd Quarter . . . . .	12,838	2	16	1	8	1	8	1	8	2	16
3rd Quarter . . . . .	13,335	2	15	-	-	-	-	1	7	2	15
4th Quarter . . . . .	14,088	1	7	-	-	-	-	-	-	2	14
<u>AIR RESEARCH &amp; DEVELOPMENT - TOTAL</u> . . . . .	166,726	30	17	5	3	5	3	11	7	40	23
1st Quarter . . . . .	41,067	12	27	5	12	5	12	5	12	17	39
2nd Quarter . . . . .	38,747	5	13	-	-	-	-	1	3	7	18
3rd Quarter . . . . .	40,676	8	20	-	-	-	-	4	10	9	22
4th Quarter . . . . .	46,236	5	11	-	-	-	-	1	2	7	15
<u>AIR TRAINING COMMAND - TOTAL</u> . . . . .	3,485,371	561	16	103	3	159	5	233	7	684	20
1st Quarter . . . . .	1,016,256	182	18	25	2	41	4	69	7	219	22
2nd Quarter . . . . .	792,505	119	15	24	3	42	5	48	6	144	18
3rd Quarter . . . . .	800,967	131	16	24	3	38	5	51	6	154	19
4th Quarter . . . . .	875,643	129	15	30	3	38	4	65	7	167	19
<u>AIR UNIVERSITY - TOTAL</u> . . . . .	78,302	8	9	1	1	2	3	2	3	10	11
1st Quarter . . . . .	14,578	1	7	-	-	-	-	1	7	2	11
2nd Quarter . . . . .	18,346	2	11	1	5	2	11	1	5	2	11
3rd Quarter . . . . .	23,817	2	5	-	-	-	-	-	-	3	10
4th Quarter . . . . .	24,561	3	12	-	-	-	-	-	-	3	12
<u>ALASKAN AIR COMMAND - TOTAL</u> . . . . .	88,796	30	34	7	8	20	23	15	17	32	36
1st Quarter . . . . .	23,138	3	13	-	-	-	-	2	9	4	17
2nd Quarter . . . . .	17,095	7	41	2	12	2	12	3	18	7	41
3rd Quarter . . . . .	20,785	12	58	3	14	6	29	7	34	12	58
4th Quarter . . . . .	27,778	8	29	2	7	12	43	3	11	9	32
<u>CARIBBEAN AIR COMMAND - TOTAL</u> . . . . .	18,761	1	5	-	-	-	-	1	5	1	5
1st Quarter . . . . .	4,440	-	-	-	-	-	-	-	-	-	-
2nd Quarter . . . . .	4,990	-	-	-	-	-	-	-	-	-	-
3rd Quarter . . . . .	4,413	-	-	-	-	-	-	-	-	-	-
4th Quarter . . . . .	4,918	1	20	-	-	-	-	1	20	1	20
<u>CIVIL AIR PATROL - TOTAL</u> . . . . .	19,237	1	5	-	-	-	-	-	-	1	5
1st Quarter . . . . .	5,446	-	-	-	-	-	-	-	-	-	-
2nd Quarter . . . . .	4,089	-	-	-	-	-	-	-	-	-	-
3rd Quarter . . . . .	4,281	1	23	-	-	-	-	-	-	1	23
4th Quarter . . . . .	5,391	-	-	-	-	-	-	-	-	-	-
<u>CONTINENTAL AIR COMMAND - TOTAL</u> . . . . .	243,260	59	24	9	4	14	6	19	8	71	29
1st Quarter . . . . .	75,317	18	24	5	7	9	12	6	8	19	25
2nd Quarter . . . . .	48,475	10	21	-	-	-	-	3	6	14	29
3rd Quarter . . . . .	51,575	13	25	3	6	4	8	7	14	18	35
4th Quarter . . . . .	67,893	18	27	1	1	1	1	3	4	20	29
<u>FAR EAST AIR FORCES - TOTAL</u> . . . . .	647,614	197	30	49	8	105	16	110	17	231	36
1st Quarter . . . . .	189,401	62	33	19	15	38	20	34	18	70	37
2nd Quarter . . . . .	173,493	50	29	7	4	10	6	20	12	61	35
3rd Quarter . . . . .	133,456	41	31	15	11	39	29	31	23	49	37
4th Quarter . . . . .	151,264	44	29	8	5	18	12	25	17	51	34

TABLE 20 - USAF AND ANG AIRCRAFT ACCIDENTS AND RATES - BY COMMAND - FY 1955 (CONTINUED)

COMMAND	FLYING HOURS <sup>a/</sup>	MAJOR ACCIDENTS		FATAL ACCIDENTS		FATALITIES		AIRCRAFT DESTROYED		ALL ACCIDENTS	
		Number	Rate	Number	Rate	Number	Rate	Number	Rate	Number	Rate
<b>HEADQUARTERS COMMAND - TOTAL</b>	126,012	4	3	-	-	-	-	-	-	4	3
1st Quarter	31,324	2	6	-	-	-	-	-	-	2	6
2nd Quarter	28,751	-	-	-	-	-	-	-	-	-	-
3rd Quarter	31,616	-	-	-	-	-	-	-	-	-	-
4th Quarter	34,321	2	6	-	-	-	-	-	-	2	6
<b>MILITARY AIR TRANSPORT SERVICE - TOTAL</b>	1,097,278	53	5	7	1	92	8	20	2	64	6
1st Quarter	247,824	13	5	2	1	13	5	5	2	14	6
2nd Quarter	261,490	9	3	1	*	5	2	4	2	14	5
3rd Quarter	287,004	16	6	4	1	74	26	6	2	21	7
4th Quarter	298,960	15	5	-	-	-	-	5	2	15	5
<b>NORTHEAST AIR COMMAND - TOTAL</b>	68,722	22	32	5	7	10	15	9	13	29	42
1st Quarter	17,082	5	29	3	18	4	23	4	23	7	41
2nd Quarter	13,594	8	59	-	-	-	-	2	15	10	74
3rd Quarter	12,788	5	39	2	16	6	47	3	23	5	39
4th Quarter	25,258	4	16	-	-	-	-	-	-	7	28
<b>STRATEGIC AIR COMMAND - TOTAL</b>	1,132,546	107	9	38	3	138	12	65	6	133	12
1st Quarter	261,539	19	7	8	3	39	15	17	6	25	10
2nd Quarter	272,555	26	10	8	3	26	10	13	5	36	13
3rd Quarter	292,262	27	9	14	5	39	13	19	7	31	11
4th Quarter	306,160	35	11	8	3	34	11	16	5	41	13
<b>TACTICAL AIR COMMAND - TOTAL</b>	531,216	156	29	34	6	57	11	77	14	189	36
1st Quarter	127,334	35	27	10	8	10	8	19	15	43	34
2nd Quarter	119,101	35	30	7	6	21	18	13	11	42	36
3rd Quarter	130,347	31	24	8	6	10	8	16	12	39	30
4th Quarter	158,434	55	35	9	6	16	10	29	18	65	41
<b>U. S. AIR FORCES IN EUROPE - TOTAL</b>	572,602	143	25	42	7	87	15	87	15	165	29
1st Quarter	152,252	21	14	5	3	5	3	13	9	29	19
2nd Quarter	118,242	29	25	14	12	42	36	22	19	33	28
3rd Quarter	131,722	42	31	10	8	10	8	21	16	44	33
4th Quarter	170,386	51	30	13	8	30	18	31	18	59	35
<b>MISCELLANEOUS <sup>b/</sup></b>	9,959	-	-	-	-	-	-	-	-	-	-
1st Quarter	1,751	-	-	-	-	-	-	-	-	-	-
2nd Quarter	2,576	-	-	-	-	-	-	-	-	-	-
3rd Quarter	1,949	-	-	-	-	-	-	-	-	-	-
4th Quarter	3,683	-	-	-	-	-	-	-	-	-	-
<b>AIR NATIONAL GUARD - TOTAL</b>	358,278	157	44	25	7	36	10	68	19	174	49
1st Quarter	99,580	44	44	5	5	11	11	15	15	49	49
2nd Quarter	74,007	32	43	10	14	15	20	21	28	34	46
3rd Quarter	75,357	26	35	4	5	4	5	8	11	28	37
4th Quarter	109,334	55	50	6	5	6	5	24	22	63	58
<b>USAF-AT-LARGE <sup>c/</sup> - TOTAL</b>	-	29	-	5	-	6	-	12	-	33	-
1st Quarter	-	11	-	1	-	2	-	2	-	11	-
2nd Quarter	-	5	-	2	-	2	-	3	-	7	-
3rd Quarter	-	6	-	2	-	2	-	5	-	7	-
4th Quarter	-	7	-	-	-	-	-	2	-	8	-
<b>AIR ACADEMY - TOTAL</b>	3,474	-	-	-	-	-	-	-	-	-	-
3rd Quarter	888	-	-	-	-	-	-	-	-	-	-
4th Quarter	2,586	-	-	-	-	-	-	-	-	-	-

\* Rate less than .5.

<sup>a/</sup> Flying hours include 93,075 hours flown by Navy for MATS.<sup>b/</sup> USAF Security Service, Joint Brazil-U.S. Military Commission, Joint U.S. Military Group (Air Administration)

Spain and hours flown by USAF crew delivering aircraft to overseas MDAF recipients.

<sup>c/</sup> For statistical purposes accidents during ferrying in aircraft possessed by one command but operated by another are not charged to a specific command, but are included in the USAF totals.

Source: D/Flight Safety Research - The Inspector General.











TABLE 21 - USAF AND ANG AIRCRAFT ACCIDENTS AND RATES - BY TYPE AND MODEL - FY 1955 (CONTINUED)

TYPE AND MODEL	FLYING HOURS	MAJOR ACCIDENTS		FATAL ACCIDENTS		FATALITIES		AIRCRAFT DESTROYED		ALL ACCIDENTS	
		Number	Rate	Number	Rate	Number	Rate	Number	Rate	Number	Rate
<b>FOURTH QUARTER (CONT'D)</b>											
<b>FIGHTER - TOTAL</b>	480,764	260	54	47	10	50	10	143	30	306	64
Jet - (Sub Total)	470,802	252	54	47	10	50	11	140	30	298	63
F-30	34,179	21	61	2	6	2	6	6	18	24	70
F-84F	52,338	61	117	8	15	8	15	30	57	68	130
F-84 (All Other)	44,427	11	25	2	5	2	5	4	9	13	29
F-86D	127,528	43	34	10	8	8	6	29	23	56	44
F-86H	15,139	17	112	4	26	4	26	8	53	20	132
F-86 (All Other)	118,140	63	53	19	16	23	19	47	40	72	61
F-88	3	-	-	-	-	-	-	-	-	-	-
F-89	39,013	18	46	2	5	3	8	6	15	23	59
F-94C	25,390	6	24	-	-	-	-	3	12	7	28
F-94 (All Other)	11,593	11	95	-	-	-	-	6	52	14	121
F-100	3,026	1	33	-	-	-	-	1	33	1	33
F-102	26	-	-	-	-	-	-	-	-	-	-
Non-Jet - (Sub Total)	9,962	8	80	-	-	-	-	3	30	8	80
F-51	9,962	8	80	-	-	-	-	3	30	8	80
<b>TRAINER - TOTAL</b>	884,535	133	15	25	3	35	4	48	5	164	19
Jet - (Sub Total)	330,822	87	26	14	4	20	6	34	10	110	33
T-33	330,822	87	26	14	4	20	6	34	10	110	33
Non-Jet - (Sub Total)	553,713	46	8	11	2	15	3	14	3	54	10
T-6	197,853	14	7	3	2	3	2	3	2	20	10
T-7	718	-	-	-	-	-	-	-	-	1	139
T-11	1,101	1	91	-	-	-	-	-	-	1	91
C-45	122,523	10	8	2	2	3	2	4	3	10	8
T-28	128,708	19	15	6	5	9	7	7	5	19	15
T-29	61,745	-	-	-	-	-	-	-	-	-	-
T-34	38,046	2	5	-	-	-	-	-	-	2	5
MK-4	3,019	-	-	-	-	-	-	-	-	1	33
<b>LIAISON - TOTAL</b>	49,025	9	18	-	-	-	-	6	12	10	20
L-4	7	1	#	-	-	-	-	1	#	1	#
L-5	167	-	-	-	-	-	-	-	-	-	-
L-13	22	-	-	-	-	-	-	-	-	-	-
L-16	56	-	-	-	-	-	-	-	-	-	-
L-17	6	-	-	-	-	-	-	-	-	-	-
L-18	6	-	-	-	-	-	-	-	-	-	-
L-19	12,248	1	8	-	-	-	-	1	8	1	8
L-20	16,518	5	30	-	-	-	-	4	24	5	30
L-21	19,992	2	10	-	-	-	-	-	-	3	15
L-23	3	-	-	-	-	-	-	-	-	-	-
<b>HELICOPTER - TOTAL</b>	31,824	15	47	-	-	-	-	3	9	16	50
H-5	743	-	-	-	-	-	-	-	-	-	-
H-13	9,994	5	50	-	-	-	-	2	20	6	60
H-19	18,751	10	53	-	-	-	-	1	5	10	53
H-21	2,282	-	-	-	-	-	-	-	-	-	-
H-34	54	-	-	-	-	-	-	-	-	-	-
<b>MISCELLANEOUS - TOTAL</b>	24,711	-	-	-	-	6	24	-	-	-	-
A-16	24,646	-	-	-	-	-	-	-	-	-	-
PBY5	63	-	-	-	-	-	-	-	-	-	-
Other	2	-	-	-	-	6	#	-	-	-	-

\* Rate less than 0.5.

# Rate is over 1,000; therefore insignificant.

Source: D/Flight Safety Research - The Inspector General

TABLE 22 - USAF BAILMENT/LOAN ACCIDENTS, BY COMMAND, FISCAL YEAR 1955  
(For comparative purposes to the previous fiscal year table, see supporting data under Table 14, SDFY 54)

COMMAND	MAJOR ACCIDENTS	FATAL ACCIDENTS	FATALITIES	AIRCRAFT DESTROYED	ALL ACCIDENTS
<u>TOTAL - FY 1955</u> . . . . .	<u>14</u>	<u>2</u>	<u>3</u>	<u>4</u>	<u>18</u>
1st Quarter . . . . .	5	-	-	1	5
2nd Quarter . . . . .	3	1	2	1	7
3rd Quarter . . . . .	4	1	1	2	4
4th Quarter . . . . .	2	-	-	-	2
<u>AIR MATERIEL COMMAND - TOTAL</u> . . . . .	<u>11</u>	<u>2</u>	<u>3</u>	<u>4</u>	<u>15</u>
1st Quarter . . . . .	4	-	-	1	4
2nd Quarter . . . . .	3	1	2	1	7
3rd Quarter . . . . .	2	1	1	2	2
4th Quarter . . . . .	2	-	-	-	2
<u>AIR RESEARCH &amp; DEVELOPMENT COMMAND-TOTAL</u>	<u>1</u>	<u>-</u>	<u>-</u>	<u>-</u>	<u>1</u>
1st Quarter . . . . .	1	-	-	-	1
<u>AIR UNIVERSITY - TOTAL</u> . . . . .	<u>1</u>	<u>-</u>	<u>-</u>	<u>-</u>	<u>1</u>
3rd Quarter . . . . .	1	-	-	-	1
<u>U.S. AIR FORCES IN EUROPE - TOTAL</u> . . . . .	<u>1</u>	<u>-</u>	<u>-</u>	<u>-</u>	<u>1</u>
3rd Quarter . . . . .	1	-	-	-	1

TABLE 23 - USAF BAILMENT/LOAN ACCIDENTS, BY TYPE AND MODEL OF AIRCRAFT, FISCAL YEAR 1955

(For comparative purposes to the previous fiscal year table, see supporting data under Table 15, SDFY 54)

TYPE AND MODEL	MAJOR ACCIDENTS	FATAL ACCIDENTS	FATALITIES	AIRCRAFT DESTROYED	ALL ACCIDENTS
<u>FISCAL YEAR 1955 - TOTAL</u> . . . . .	<u>14</u>	<u>2</u>	<u>3</u>	<u>4</u>	<u>18</u>
B-25 . . . . .	2	-	-	-	2
B-47 . . . . .	1	-	-	-	1
B-57 . . . . .	1	1	2	1	1
C-46 . . . . .	-	-	-	-	1
C-131 . . . . .	1	-	-	-	1
F-80 . . . . .	1	-	-	-	1
F-84F . . . . .	1	-	-	-	2
F-84 (Other) . . . . .	1	-	-	1	1
F-89 . . . . .	1	-	-	-	1
F-94C . . . . .	-	-	-	-	1
F-94 (Other) . . . . .	-	-	-	-	1
F-100 . . . . .	1	-	-	-	1
H-19 . . . . .	1	-	-	-	1
L-19 . . . . .	1	-	-	1	1
L-21 . . . . .	1	1	1	1	1
T-33 . . . . .	1	-	-	-	1

Source: D/Flight Safety Research - The Inspector General

TABLE 24 - FACTORS CAUSING USAF AND ANG MAJOR AIRCRAFT ACCIDENTS - FY 1955

(Includes Air Force Reserve, MATS Navy Units and CAP Aircraft in the USAF Inventory)

TYPE AND MODEL	MAJOR ACCIDENTS		PILOT ERROR		SUPERVISORY PERSONNEL		MAINTENANCE PERSONNEL		MATERIEL FAILURE		AIRBASE AND AIRWAYS		b/ OTHER	
	Primary	All	Primary	All	Primary	All	Primary	All	Primary	All	Primary	All	Primary	All
<b>TOTAL - FY 1955.</b>	<b>1,772</b>	<b>2,776</b>	<b>850</b>	<b>998</b>	<b>66</b>	<b>299</b>	<b>77</b>	<b>120</b>	<b>410</b>	<b>504</b>	<b>12</b>	<b>176</b>	<b>358</b>	<b>679</b>
<b>FIRST QUARTER - TOTAL</b>	<b>488</b>	<b>727</b>	<b>233</b>	<b>271</b>	<b>19</b>	<b>86</b>	<b>25</b>	<b>38</b>	<b>107</b>	<b>128</b>	<b>1</b>	<b>30</b>	<b>103</b>	<b>174</b>
<b>BOMBER - TOTAL</b>	<b>43</b>	<b>74</b>	<b>25</b>	<b>29</b>	<b>4</b>	<b>13</b>	<b>-</b>	<b>1</b>	<b>8</b>	<b>10</b>	<b>-</b>	<b>5</b>	<b>6</b>	<b>16</b>
<b>Jet - (Sub Total)</b>	<b>6</b>	<b>10</b>	<b>4</b>	<b>4</b>	<b>-</b>	<b>1</b>	<b>-</b>	<b>-</b>	<b>-</b>	<b>-</b>	<b>-</b>	<b>-</b>	<b>2</b>	<b>5</b>
B-45	1	2	1	1	-	1	-	-	-	-	-	-	-	-
B-47	4	7	3	3	-	-	-	-	-	-	-	-	1	4
B-57	1	1	-	-	-	-	-	-	-	-	-	-	1	1
<b>Non-Jet - (Sub Total)</b>	<b>37</b>	<b>64</b>	<b>21</b>	<b>25</b>	<b>4</b>	<b>12</b>	<b>-</b>	<b>1</b>	<b>8</b>	<b>10</b>	<b>-</b>	<b>5</b>	<b>4</b>	<b>11</b>
B-17	2	2	2	2	-	-	-	-	-	-	-	-	2	4
B-25	15	25	5	8	2	5	-	-	6	7	-	1	2	4
B-26	15	28	12	13	1	5	-	1	1	2	-	4	1	3
B-29	3	4	1	1	-	-	-	-	1	1	-	-	1	2
B-36	2	5	1	1	1	2	-	-	-	-	-	-	-	2
<b>CARGO - TOTAL</b>	<b>18</b>	<b>41</b>	<b>5</b>	<b>8</b>	<b>2</b>	<b>7</b>	<b>2</b>	<b>5</b>	<b>6</b>	<b>7</b>	<b>0</b>	<b>4</b>	<b>3</b>	<b>10</b>
C-46	3	6	-	-	-	-	1	1	1	2	-	-	-	-
C-47/53 (C-117)	6	13	2	3	-	4	-	2	2	2	-	1	2	5
C-54	1	3	-	-	-	-	-	-	1	1	-	1	-	1
C-82	1	1	-	-	-	-	-	-	1	1	-	-	-	-
C-97	2	5	-	1	1	1	1	2	-	-	-	1	-	-
C-119	4	9	2	3	1	2	-	1	-	-	-	1	1	2
C-124	1	4	1	1	-	-	-	-	-	1	-	-	-	2
<b>FIGHTER - TOTAL</b>	<b>240</b>	<b>334</b>	<b>102</b>	<b>117</b>	<b>3</b>	<b>23</b>	<b>10</b>	<b>16</b>	<b>59</b>	<b>68</b>	<b>1</b>	<b>14</b>	<b>65</b>	<b>96</b>
<b>Jet - (Sub Total)</b>	<b>226</b>	<b>316</b>	<b>93</b>	<b>107</b>	<b>3</b>	<b>21</b>	<b>10</b>	<b>16</b>	<b>56</b>	<b>65</b>	<b>1</b>	<b>13</b>	<b>63</b>	<b>94</b>
F-80	14	22	7	8	1	3	-	1	1	1	-	2	4	7
F-84F	22	32	10	11	1	1	1	1	5	7	-	3	6	9
F-84 (Other)	45	60	11	14	-	-	2	4	15	18	-	2	17	21
F-86D	38	53	9	12	-	6	3	4	19	21	-	2	7	8
F-86 (Other)	76	103	39	44	-	5	3	5	10	11	-	3	24	35
F-89	6	7	2	2	-	-	1	1	2	2	-	-	1	2
F-94C	12	23	5	6	1	4	-	-	3	3	-	-	3	10
F-94 (Other)	11	14	8	8	1	1	-	-	1	2	-	1	1	2
F-102	2	2	2	2	-	-	-	-	-	-	-	-	-	-
<b>Non-Jet - (Sub Total)</b>	<b>14</b>	<b>18</b>	<b>9</b>	<b>10</b>	<b>-</b>	<b>2</b>	<b>-</b>	<b>-</b>	<b>3</b>	<b>3</b>	<b>-</b>	<b>1</b>	<b>2</b>	<b>2</b>
F-51	14	18	9	10	-	2	-	-	3	3	-	1	2	2
<b>TRAINER - TOTAL</b>	<b>171</b>	<b>249</b>	<b>94</b>	<b>107</b>	<b>9</b>	<b>38</b>	<b>12</b>	<b>15</b>	<b>31</b>	<b>40</b>	<b>-</b>	<b>5</b>	<b>25</b>	<b>44</b>
<b>Jet - (Sub Total)</b>	<b>82</b>	<b>123</b>	<b>51</b>	<b>57</b>	<b>5</b>	<b>15</b>	<b>2</b>	<b>4</b>	<b>15</b>	<b>21</b>	<b>-</b>	<b>4</b>	<b>11</b>	<b>22</b>
T-33	82	123	51	57	5	15	2	4	15	21	-	4	11	22
<b>Non-Jet - (Sub Total)</b>	<b>89</b>	<b>126</b>	<b>43</b>	<b>50</b>	<b>6</b>	<b>23</b>	<b>10</b>	<b>11</b>	<b>16</b>	<b>19</b>	<b>-</b>	<b>1</b>	<b>14</b>	<b>22</b>
T-6	35	49	23	25	2	8	2	2	5	5	-	1	5	8
T-7	1	2	1	1	1	1	-	-	-	-	-	-	-	-
T-45	11	17	6	6	-	3	1	2	1	2	-	-	3	4
T-28	37	49	11	14	2	8	7	7	12	12	-	-	5	8
T-29	3	5	2	2	-	-	-	-	-	-	-	-	1	2
T-34	2	4	1	2	1	2	-	-	-	-	-	-	-	-
<b>MISCELLANEOUS - TOTAL</b>	<b>16</b>	<b>29</b>	<b>7</b>	<b>10</b>	<b>1</b>	<b>5</b>	<b>1</b>	<b>1</b>	<b>3</b>	<b>3</b>	<b>-</b>	<b>2</b>	<b>4</b>	<b>8</b>
A-16	3	8	2	2	-	2	-	-	-	-	-	1	1	3
H-13	2	2	2	2	-	-	-	-	-	-	-	-	-	-
H-19	6	8	1	1	1	1	0	0	2	2	-	-	3	4
L-5	1	3	1	1	-	-	-	-	-	-	-	1	-	1
L-19	1	2	-	-	-	-	-	-	1	1	-	-	-	-
L-20	2	4	1	2	-	1	1	1	-	-	-	-	-	-
L-21	1	2	-	1	1	1	-	-	-	-	-	-	-	-
<b>SECOND QUARTER - TOTAL</b>	<b>399</b>	<b>632</b>	<b>187</b>	<b>217</b>	<b>15</b>	<b>66</b>	<b>20</b>	<b>30</b>	<b>90</b>	<b>108</b>	<b>1</b>	<b>44</b>	<b>86</b>	<b>167</b>
<b>BOMBER - TOTAL</b>	<b>39</b>	<b>63</b>	<b>15</b>	<b>17</b>	<b>2</b>	<b>6</b>	<b>4</b>	<b>2</b>	<b>10</b>	<b>14</b>	<b>-</b>	<b>5</b>	<b>8</b>	<b>16</b>
<b>Jet - (Sub Total)</b>	<b>10</b>	<b>17</b>	<b>5</b>	<b>5</b>	<b>1</b>	<b>2</b>	<b>-</b>	<b>-</b>	<b>3</b>	<b>4</b>	<b>-</b>	<b>1</b>	<b>1</b>	<b>3</b>
B-45	1	2	-	-	1	1	-	-	-	-	-	-	-	-
B-47	7	13	4	4	-	1	-	-	2	3	-	2	1	3
B-57	2	2	1	1	-	-	-	-	1	1	-	-	-	-
<b>Non-Jet - (Sub Total)</b>	<b>29</b>	<b>46</b>	<b>10</b>	<b>12</b>	<b>1</b>	<b>4</b>	<b>4</b>	<b>5</b>	<b>7</b>	<b>10</b>	<b>-</b>	<b>2</b>	<b>7</b>	<b>13</b>
B-25	15	23	7	7	1	1	3	3	1	3	-	1	4	8
B-26	10	16	2	3	-	1	1	1	4	5	-	1	3	5
B-29	2	3	0	1	1	1	-	-	1	1	-	-	-	-
B-36	1	3	1	1	1	1	-	1	-	-	-	-	-	-
B-50	1	1	-	-	-	-	-	-	1	1	-	-	-	-





TABLE 24 - FACTORS CAUSING USAF AND ANG MAJOR AIRCRAFT ACCIDENTS - FY 1955 (CONT)

TYPE AND MODEL	MAJOR s/ ACCIDENTS		PILOT ERROR		SUPERVISORY PERSONNEL		MAINTENANCE PERSONNEL		MATERIEL FAILURE		AIRBASE AND AIRWAYS		b/ OTHER	
	Primary	All	Primary	All	Primary	All	Primary	All	Primary	All	Primary	All	Primary	All
<b>THIRD QUARTER (CONT'D)</b>														
<b>FIGHTER - TOTAL</b>	183	299	71	93	7	26	2	8	52	63	1	18	50	91
Jet - (Sub Total)	176	289	67	86	7	25	2	8	50	61	1	16	49	90
F-80	12	23	6	9	1	3	-	1	3	5	-	1	2	5
F-84	28	42	10	15	-	2	-	1	14	15	-	2	4	7
F-84 (Other)	15	19	4	4	2	2	-	-	-	-	-	1	9	12
F-86D	32	50	6	13	2	5	-	1	14	17	-	1	10	14
F-86H	4	7	2	2	1	1	-	1	2	2	-	-	1	1
F-86 (Other)	54	93	21	25	2	8	2	4	12	14	1	6	16	36
F-89	17	30	11	12	-	3	-	1	1	3	-	3	5	8
F-94C	7	11	4	5	-	1	-	1	2	2	-	1	1	1
F-94 (Other)	7	14	3	4	-	1	-	-	2	3	-	1	2	6
Non-Jet - (Sub Total)	7	10	4	4	-	1	-	-	2	2	-	2	1	1
F-51	7	10	4	4	-	1	-	-	2	2	-	2	1	1
<b>TRAINER - TOTAL</b>	145	228	85	97	5	34	6	7	23	30	3	14	23	46
Jet - (Sub Total)	87	142	50	57	2	16	4	5	10	17	3	13	18	34
T-33	87	142	50	57	2	15	4	5	10	17	3	13	18	34
Non-Jet - (Sub Total)	58	86	35	40	3	18	2	2	13	13	-	1	5	12
T-6	26	40	22	24	1	11	-	-	2	2	-	1	1	2
MK-4	2	2	1	1	-	-	-	-	-	-	-	-	1	1
T-7	1	1	-	-	-	-	-	-	1	1	-	-	-	-
C-45	8	12	6	7	1	1	-	-	-	-	-	-	1	4
T-28	16	25	5	6	-	5	2	2	7	7	-	-	2	5
T-29	1	1	-	1	-	-	-	-	-	-	-	-	-	-
T-34	4	5	1	1	1	1	-	-	3	3	-	-	-	-
<b>MISCELLANEOUS - TOTAL</b>	19	32	11	12	-	3	-	1	3	5	-	3	5	8
A-16	2	3	1	1	-	1	-	-	1	1	-	-	-	1
H-5	2	4	1	1	-	1	-	-	-	-	-	1	1	1
H-19	5	7	3	4	-	-	-	-	1	1	-	-	2	2
H-21	1	1	-	-	-	-	-	-	1	1	-	-	-	-
L-20	5	10	5	5	-	1	-	1	-	-	-	2	-	1
L-21	3	5	1	1	-	1	-	-	1	1	-	-	1	2
Other (FBY5 Navy Acft)	1	2	-	-	-	-	-	-	-	1	-	-	1	1
<b>FOURTH QUARTER - TOTAL</b>	481	743	235	275	14	63	20	32	125	153	6	56	81	164
<b>BOMBER - TOTAL</b>	34	59	17	20	1	4	1	3	9	12	-	6	6	14
Jet - (Sub Total)	15	27	8	10	-	1	-	1	7	7	-	2	2	5
B-45	2	2	-	-	-	-	-	-	2	2	-	-	-	-
B-47	6	16	3	5	-	1	-	1	2	2	-	2	1	4
B-57	7	9	5	5	-	-	-	1	1	2	-	-	1	2
Non-Jet - (Sub Total)	19	32	9	10	1	3	1	2	4	5	-	1	4	8
B-25	10	17	3	4	1	2	1	2	2	2	-	2	3	5
B-26	4	7	3	3	-	-	-	-	1	1	-	2	-	2
B-29	3	6	3	3	-	1	-	-	-	-	-	-	-	-
B-36	2	2	-	-	-	-	-	-	1	1	-	-	1	1
<b>CARGO - TOTAL</b>	30	55	14	16	1	5	1	2	10	10	1	8	3	14
C-47/53 (C-117)	12	21	6	6	-	2	-	1	3	3	1	2	2	3
C-97	6	10	2	3	-	1	1	1	2	2	-	2	1	1
C-119	7	16	3	4	1	2	-	1	3	3	-	3	1	3
C-124	4	7	3	3	-	-	-	-	1	1	-	-	-	2
C-131	1	1	-	-	-	-	-	-	1	1	-	-	-	2
<b>FIGHTER - TOTAL</b>	260	385	111	131	6	36	12	17	76	89	4	25	51	87
Jet - (Sub Total)	252	374	105	124	5	34	12	17	75	88	4	24	51	87
F-80	21	26	16	16	-	1	-	2	1	2	-	2	3	4
F-84F	61	85	19	23	-	2	5	6	24	26	4	10	9	18
F-84 (Other)	11	23	6	8	-	3	-	-	2	3	-	4	3	5
F-86D	43	60	12	15	3	6	1	2	13	16	-	1	14	20
F-86H	17	27	10	12	-	4	1	2	3	4	-	1	1	3
F-86 (Other)	63	103	25	30	2	13	4	5	17	20	-	3	15	29
F-89	18	28	9	12	-	1	-	-	9	11	-	3	3	1
F-94C	6	7	2	2	-	1	-	-	3	3	-	-	1	1
F-94 (Other)	11	14	6	6	-	1	-	-	3	3	-	-	2	4
F-100	1	1	-	-	-	-	-	-	-	-	-	-	1	1
Non-Jet - (Sub Total)	8	11	6	7	1	2	-	-	1	1	-	1	1	1
F-51	8	11	6	7	1	2	-	-	1	1	-	1	1	1

TABLE 24 - FACTORS CAUSING USAF AND ANG MAJOR AIRCRAFT ACCIDENTS - FY 1955 (CONT)

TYPE AND MODEL	MAJOR a/ ACCIDENTS		PILOT ERRORS		SUPERVISORY PERSONNEL		MAINTENANCE PERSONNEL		MATERIEL FAILURE		AIRBASE AND AIRWAYS		b/ OTHER	
	Primary	All	Primary	All	Primary	All	Primary	All	Primary	All	Primary	All	Primary	All
FOURTH QUARTER (CONT'D)														
TRAINER - TOTAL . . . . .	133	206	80	94	5	15	4	7	25	35	1	15	18	40
Jet - (Sub Total) . . . . .	87	147	54	65	4	13	2	4	15	21	1	14	11	30
T-33 . . . . .	87	147	54	65	4	13	2	4	15	21	1	14	11	30
Non-Jet - (Sub Total) . . . . .	46	59	26	29	1	2	2	3	10	14	-	1	7	10
T-6 . . . . .	14	18	9	10	-	-	1	1	2	3	-	-	2	4
MK-4 . . . . .	-	-	-	-	-	-	-	-	-	-	-	-	-	-
T-11 . . . . .	1	2	-	1	-	-	-	-	1	1	-	-	-	-
C-45 . . . . .	10	14	7	7	-	1	-	1	1	1	-	1	2	3
T-28 . . . . .	19	23	9	10	1	1	-	-	6	9	-	-	3	3
T-34 . . . . .	2	2	1	1	-	-	1	1	-	-	-	-	-	-
MISCELLANEOUS - TOTAL . . . . .	24	38	13	14	1	3	2	3	5	7	-	2	3	9
H-13 . . . . .	5	6	4	5	1	1	-	-	-	-	-	-	-	-
H-19 . . . . .	10	12	2	2	-	1	1	1	4	4	-	-	3	4
L-4 . . . . .	1	1	-	-	-	-	-	1	-	-	-	-	-	-
L-19 . . . . .	1	1	-	-	-	-	-	-	1	1	-	-	-	-
L-20 . . . . .	5	15	5	5	-	1	-	1	-	2	-	2	-	4
L-21 . . . . .	2	3	2	2	-	-	-	-	-	-	-	-	-	1

a/ All Cause Factors may exceed total accidents since many accidents have multiple causes.

b/ Other crew member error, other personnel, miscellaneous unsafe conditions, and undetermined.

Source: D/Flight Safety Research - The Inspector General

TABLE 25 - SELECTED CONDITIONS AFFECTING USAF/ANG MAJOR AIRCRAFT ACCIDENTS - FY 1955

(Includes Air Force Reserve, MATS Navy Units, and CAP Aircraft in the USAF Inventory)

TYPE AND MODEL	MAJOR ACCIDENTS a/	INVOLVED FACTORS a/							OTHER
		FIRE BEFORE ACCIDENT	FIRE AFTER ACCIDENT	FORCED LANDING	FUEL EXHAUSTION	ENGINE STOPPAGE	GCA OR ILS APPROACH	GEAR FAILED TO EXTEND	
<b>TOTAL - FY 1955 . . .</b>	<b>1,772</b>	<b>120</b>	<b>517</b>	<b>267</b>	<b>115</b>	<b>352</b>	<b>111</b>	<b>57</b>	<b>372</b>
<b>FIRST QUARTER - TOTAL . . .</b>	<b>488</b>	<b>44</b>	<b>129</b>	<b>78</b>	<b>27</b>	<b>63</b>	<b>20</b>	<b>11</b>	<b>101</b>
<b>BOMBER - TOTAL . . . . .</b>	<b>43</b>	<b>2</b>	<b>13</b>	<b>7</b>	<b>2</b>	<b>6</b>	<b>8</b>	<b>1</b>	<b>7</b>
<b>Jet - (Sub Total) . . . . .</b>	<b>6</b>	<b>-</b>	<b>3</b>	<b>-</b>	<b>-</b>	<b>-</b>	<b>1</b>	<b>-</b>	<b>-</b>
B-45 . . . . .	1	-	-	-	-	-	-	-	-
B-47 . . . . .	4	-	3	-	-	-	1	-	-
B-57 . . . . .	1	-	-	-	-	-	-	-	-
<b>Non-Jet - (Sub Total) . . . . .</b>	<b>37</b>	<b>2</b>	<b>10</b>	<b>7</b>	<b>2</b>	<b>6</b>	<b>7</b>	<b>1</b>	<b>7</b>
B-17 . . . . .	2	-	-	-	-	-	-	-	1
B-25 . . . . .	15	1	4	5	-	5	-	-	3
B-26 . . . . .	15	-	3	-	1	-	4	1	2
B-29 . . . . .	3	1	1	1	-	1	1	-	1
B-36 . . . . .	2	-	2	1	1	-	2	-	-
<b>CARGO - TOTAL . . . . .</b>	<b>18</b>	<b>1</b>	<b>1</b>	<b>3</b>	<b>1</b>	<b>2</b>	<b>3</b>	<b>-</b>	<b>6</b>
C-46 . . . . .	3	1	-	1	-	1	-	-	-
C-47 . . . . .	6	-	-	1	-	-	1	-	2
C-54 . . . . .	1	-	-	-	-	-	1	-	-
C-82 . . . . .	1	-	-	-	-	1	-	-	-
C-97 . . . . .	2	-	-	-	1	-	-	-	-
C-119 . . . . .	4	-	-	1	-	-	-	-	2
C-124 . . . . .	1	-	1	-	-	-	1	-	1
<b>FIGHTER - TOTAL . . . . .</b>	<b>240</b>	<b>31</b>	<b>83</b>	<b>31</b>	<b>12</b>	<b>28</b>	<b>7</b>	<b>7</b>	<b>37</b>
<b>Jet - (Sub Total) . . . . .</b>	<b>226</b>	<b>31</b>	<b>81</b>	<b>29</b>	<b>12</b>	<b>26</b>	<b>7</b>	<b>7</b>	<b>32</b>
F-80 . . . . .	14	1	3	2	-	1	-	1	1
F-84F . . . . .	22	3	6	1	-	1	-	1	7
F-84 (Other) . . . . .	45	7	17	7	1	7	1	2	13
F-86D . . . . .	38	11	13	8	4	7	1	1	5
F-86 (Other) . . . . .	76	7	33	7	3	6	4	2	18
F-89 . . . . .	6	2	-	-	-	-	-	-	2
F-94C . . . . .	12	-	6	1	2	1	-	-	5
F-94 (Other) . . . . .	11	-	3	2	2	3	1	-	1
F-100 . . . . .	2	-	-	-	-	-	-	-	-
<b>Non-Jet - (Sub Total) . . . . .</b>	<b>14</b>	<b>-</b>	<b>2</b>	<b>2</b>	<b>-</b>	<b>2</b>	<b>-</b>	<b>-</b>	<b>5</b>
F-51 . . . . .	14	-	2	2	-	2	-	-	5
<b>TRAINER - TOTAL . . . . .</b>	<b>171</b>	<b>10</b>	<b>31</b>	<b>35</b>	<b>12</b>	<b>26</b>	<b>2</b>	<b>3</b>	<b>29</b>
<b>Jet - (Sub Total) . . . . .</b>	<b>82</b>	<b>5</b>	<b>21</b>	<b>13</b>	<b>7</b>	<b>8</b>	<b>1</b>	<b>2</b>	<b>18</b>
T-33 . . . . .	82	5	21	13	7	8	1	2	18
<b>Non-Jet - (Sub Total) . . . . .</b>	<b>89</b>	<b>5</b>	<b>10</b>	<b>22</b>	<b>5</b>	<b>18</b>	<b>1</b>	<b>1</b>	<b>11</b>
T-6 . . . . .	35	-	3	5	1	3	-	-	5
T-7 . . . . .	1	-	-	-	-	-	-	-	-
C-45 . . . . .	11	-	1	1	1	2	1	-	1
T-28 . . . . .	37	5	5	14	1	11	-	1	4
T-29 . . . . .	3	-	1	-	-	-	-	-	1
T-34 . . . . .	2	-	-	2	2	2	-	-	-
<b>MISCELLANEOUS - TOTAL . . . . .</b>	<b>16</b>	<b>-</b>	<b>1</b>	<b>2</b>	<b>-</b>	<b>1</b>	<b>-</b>	<b>-</b>	<b>2</b>
A-16 . . . . .	3	-	-	-	-	-	-	-	1
H-13 . . . . .	2	-	-	-	-	-	-	-	-
H-19 . . . . .	6	-	1	1	-	-	-	-	1
L-5 . . . . .	1	-	-	-	-	-	-	-	-
L-19 . . . . .	1	-	-	1	-	1	-	-	-
L-20 . . . . .	2	-	-	-	-	-	-	-	-
L-21 . . . . .	1	-	-	-	-	-	-	-	-
<b>SECOND QUARTER - TOTAL . . . . .</b>	<b>399</b>	<b>32</b>	<b>121</b>	<b>63</b>	<b>29</b>	<b>77</b>	<b>30</b>	<b>18</b>	<b>58</b>
<b>BOMBER - TOTAL . . . . .</b>	<b>39</b>	<b>3</b>	<b>12</b>	<b>3</b>	<b>4</b>	<b>7</b>	<b>4</b>	<b>2</b>	<b>10</b>
<b>Jet - (Sub Total) . . . . .</b>	<b>10</b>	<b>-</b>	<b>5</b>	<b>1</b>	<b>1</b>	<b>1</b>	<b>2</b>	<b>-</b>	<b>2</b>
B-45 . . . . .	1	-	-	-	-	-	-	-	-
B-47 . . . . .	7	-	3	-	1	1	2	-	2
B-57 . . . . .	2	-	2	-	-	-	-	-	-
<b>Non-Jet - (Sub Total) . . . . .</b>	<b>29</b>	<b>3</b>	<b>7</b>	<b>2</b>	<b>3</b>	<b>6</b>	<b>2</b>	<b>2</b>	<b>8</b>
B-25 . . . . .	15	1	3	2	1	4	2	2	3
B-26 . . . . .	10	1	2	2	1	1	-	-	5
B-29 . . . . .	2	1	1	-	-	1	-	-	-
B-36 . . . . .	1	-	-	-	-	-	-	-	-
B-50 . . . . .	1	-	1	-	-	-	-	-	-



TABLE 25 - SELECTED CONDITIONS AFFECTING USAF / ANG MAJOR AIRCRAFT ACCIDENTS - FY 1955 (CONTINUED)

TYPE AND MODEL	MAJOR ACCIDENTS a/	INVOLVED FACTORS a/							
		FIRE BEFORE ACCIDENT	FIRE AFTER ACCIDENT	FORCED LANDING	FUEL EXHAUSTION	ENGINE STOPPAGE	GCA OR ILS APPROACH	GEAR FAILED TO EXTEND	OTHER
<b>THIRD QUARTER (CONT'D)</b>									
<b>FIGHTER - TOTAL</b>	193	15	69	27	13	55	15	5	63
Jet - (Sub Total)	176	15	68	26	11	51	15	5	61
F-80	12	1	2	2	-	3	-	-	2
F-84F	28	2	12	6	3	13	-	-	9
F-84 (Other)	15	1	-	-	-	-	2	-	6
F-86D	32	5	14	10	3	16	3	1	18
F-86H	4	-	1	1	-	1	-	-	2
F-86 (Other)	54	5	23	2	1	10	5	4	19
F-89	17	1	11	2	3	4	3	-	3
F-94C	7	-	1	1	-	2	1	-	2
F-94 (Other)	7	-	2	2	1	2	1	-	2
Non-Jet - (Sub Total)	7	-	1	1	2	4	-	-	2
F-51	7	-	1	1	2	4	-	-	2
<b>TRAINER - TOTAL</b>	145	-	33	19	11	28	13	3	21
Jet - (Sub Total)	87	-	25	9	10	15	11	3	17
T-33	87	-	25	9	10	15	11	3	17
Non-Jet - (Sub Total)	58	-	8	10	1	13	2	-	4
T-6	26	-	3	1	-	2	-	-	2
MK-4	2	-	-	-	-	-	-	-	-
T-7	1	-	-	-	-	-	-	-	-
C-45	8	-	-	1	1	1	-	-	2
T-28	16	-	4	6	-	7	1	-	-
T-29	1	-	-	-	-	-	1	-	-
T-34	4	-	1	2	-	3	-	-	-
<b>MISCELLANEOUS - TOTAL</b>	19	1	4	2	1	3	1	1	5
A-16	2	-	2	-	-	-	1	1	1
H-5	2	-	-	-	-	-	-	-	1
H-19	5	-	1	1	1	1	-	-	1
H-21	1	-	1	-	-	-	-	-	1
L-20	5	-	-	-	-	-	-	-	-
L-21	3	-	1	1	-	1	-	-	-
Other (PB15 Navy Acft)	1	-	-	-	-	1	-	-	1
<b>FOURTH QUARTER - TOTAL</b>									
<b>BOMBER - TOTAL</b>	481	23	139	74	31	115	23	17	107
Jet - (Sub Total)	34	2	11	1	-	2	1	2	8
B-45	2	-	-	-	-	-	-	-	-
B-47	6	-	4	-	-	-	1	-	3
B-57	7	1	3	-	-	2	-	-	3
Non-Jet - (Sub Total)	19	1	4	1	-	1	-	2	2
B-25	10	-	-	1	-	-	-	1	-
B-26	4	-	-	-	-	-	-	1	-
B-29	3	-	3	-	-	-	-	-	2
B-36	2	1	1	-	-	1	-	-	-
<b>CARGO - TOTAL</b>	30	1	9	3	1	8	3	-	9
C-47/53 (C-117)	12	-	3	1	-	4	-	-	3
C-97	6	1	1	-	-	1	2	-	2
C-119	7	-	2	1	1	1	-	-	2
C-124	4	-	2	1	-	1	1	-	-
C-131	1	-	1	-	-	1	-	-	-
<b>FIGHTER - TOTAL</b>									
<b>FIGHTER - TOTAL</b>	260	15	95	36	14	64	16	9	65
Jet - (Sub Total)	252	15	95	35	14	63	16	8	66
F-80	21	2	3	1	-	2	-	1	4
F-84F	61	2	21	9	4	15	4	1	14
F-84 (Other)	11	-	5	2	2	2	1	-	5
F-86D	43	5	17	6	5	15	4	1	15
F-86H	17	1	6	-	-	1	-	1	8
F-86 (Other)	63	2	29	13	2	17	4	3	10
F-89	18	3	8	2	-	6	3	-	6
F-94C	6	-	2	-	-	2	-	1	1
F-94 (Other)	11	-	4	2	1	3	-	-	3
F-100	1	-	-	-	-	-	-	-	-
Non-Jet - (Sub Total)	8	-	-	1	-	1	-	1	-
F-51	8	-	-	1	-	1	-	1	-

TABLE 25 - SELECTED CONDITIONS AFFECTING USAF AND MAJOR AIRCRAFT ACCIDENTS - FY 1955 (CONTINUED)

TYPE AND MODEL	MAJOR ACCIDENTS a/	INVOLVED FACTORS a/							
		FIRE BEFORE ACCIDENT	FIRE AFTER ACCIDENT	FORCED LANDING	FUEL EXHAUS- TION	ENGINE STOPPAGE	GCA OR ILAS APPROACH	GEAR FAILED TO EXTEND	OTHER
<b>FOURTH QUARTER (CONT'D)</b>									
TRAINER - TOTAL . . . . .	133	3	23	29	15	35	3	6	16
Jet - (Sub Total) . . . . .	87	2	17	21	14	26	3	3	15
T-33 . . . . .	87	2	17	21	14	26	3	3	15
Non-Jet - (Sub Total) . . . . .	46	1	6	8	1	9	1	3	1
T-6 . . . . .	14	-	1	2	-	2	-	-	-
T-11 . . . . .	1	-	-	-	-	-	-	-	-
C-45 . . . . .	10	-	1	2	1	1	-	-	1
T-28 . . . . .	19	1	4	4	-	6	-	2	-
T-34 . . . . .	2	-	-	-	-	-	-	1	-
<b>MISCELLANEOUS - TOTAL . . . . .</b>									
H-13 . . . . .	24	2	1	2	1	2	-	-	8
H-19 . . . . .	5	-	-	-	-	-	-	-	3
H-19 . . . . .	10	2	-	4	-	4	-	-	3
L-4 . . . . .	1	-	-	1	-	-	-	-	-
L-19 . . . . .	1	-	-	-	-	1	-	-	-
L-20 . . . . .	5	-	1	-	-	1	-	-	2
L-21 . . . . .	2	-	-	-	-	-	-	-	-

a/ None, one or more than one, factor may be involved in any one aircraft accident.

Source: D/Flight Safety Research - The Inspector General

TABLE 26 - USAF AND ANG MAJOR AIRCRAFT ACCIDENTS - BY PHASE OF OPERATION - FY 1955

(Includes Air Force Reserve, MATS Navy Units and CAP Aircraft in the USAF Inventory)

TYPE AND MODEL	MAJOR ACCIDENTS	TAXIING	TAKE-OFF	IN FLIGHT	LANDING	GO AROUND	MISCELLANEOUS a/	UNDETERMINED
<b>TOTAL FY 1955 . . . .</b>	<b>1,772</b>	<b>46</b>	<b>257</b>	<b>518</b>	<b>842</b>	<b>77</b>	<b>23</b>	<b>9</b>
<b>FIRST QUARTER - TOTAL . . . .</b>	<b>488</b>	<b>14</b>	<b>87</b>	<b>142</b>	<b>214</b>	<b>20</b>	<b>9</b>	<b>2</b>
<b>BOMBER - TOTAL . . . .</b>	<b>43</b>	<b>2</b>	<b>4</b>	<b>12</b>	<b>22</b>	<b>3</b>	-	-
<b>Jet - (Sub Total) . . . .</b>	<b>6</b>	<b>1</b>	<b>1</b>	<b>1</b>	<b>3</b>	-	-	-
B-45 . . . . .	1	1	-	-	-	-	-	-
B-47 . . . . .	4	-	1	1	2	-	-	-
B-57 . . . . .	1	-	-	-	1	-	-	-
<b>Non-Jet - (Sub Total) . . . .</b>	<b>37</b>	<b>1</b>	<b>3</b>	<b>11</b>	<b>19</b>	<b>3</b>	-	-
B-17 . . . . .	2	1	1	-	-	-	-	-
B-25 . . . . .	15	-	2	4	9	-	-	-
B-26 . . . . .	15	-	-	6	8	1	-	-
B-29 . . . . .	3	-	-	1	1	1	-	-
B-36 . . . . .	2	-	-	-	1	1	-	-
<b>CARGO - TOTAL . . . . .</b>	<b>18</b>	<b>4</b>	-	<b>5</b>	<b>9</b>	-	-	-
C-46 . . . . .	3	1	-	1	1	-	-	-
C-47/53 (C-117) . . . . .	6	3	-	1	2	-	-	-
C-54 . . . . .	1	-	-	-	1	-	-	-
C-82 . . . . .	1	-	-	1	-	-	-	-
C-97 . . . . .	2	-	-	1	1	-	-	-
C-119 . . . . .	4	-	-	1	3	-	-	-
C-124 . . . . .	1	-	-	-	1	-	-	-
<b>FIGHTER - TOTAL . . . . .</b>	<b>240</b>	<b>2</b>	<b>47</b>	<b>86</b>	<b>91</b>	<b>7</b>	<b>6</b>	<b>1</b>
<b>Jet - (Sub Total) . . . . .</b>	<b>226</b>	<b>1</b>	<b>44</b>	<b>83</b>	<b>84</b>	<b>7</b>	<b>6</b>	<b>1</b>
F-80 . . . . .	14	-	2	3	9	-	-	-
F-84F . . . . .	22	-	3	5	13	-	1	-
F-84 (Other) . . . . .	45	-	8	21	16	-	-	-
F-86D . . . . .	38	-	7	13	12	4	2	-
F-86 (Other) . . . . .	76	-	16	34	19	3	3	1
F-89 . . . . .	6	-	3	-	3	-	-	-
F-94C . . . . .	12	-	3	4	5	-	-	-
F-94 (Other) . . . . .	11	-	2	3	6	-	-	-
F-100 . . . . .	2	1	-	-	1	-	-	-
<b>Non-Jet - (Sub Total) . . . .</b>	<b>14</b>	<b>1</b>	<b>3</b>	<b>3</b>	<b>7</b>	-	-	-
F-51 . . . . .	14	1	3	3	7	-	-	-
<b>TRAINER - TOTAL . . . . .</b>	<b>171</b>	<b>6</b>	<b>32</b>	<b>33</b>	<b>88</b>	<b>10</b>	<b>1</b>	<b>1</b>
<b>Jet - (Sub Total) . . . . .</b>	<b>82</b>	<b>1</b>	<b>18</b>	<b>21</b>	<b>37</b>	<b>5</b>	-	-
T-33 . . . . .	82	1	18	21	37	5	-	-
<b>Non-Jet - (Sub Total) . . . .</b>	<b>89</b>	<b>5</b>	<b>14</b>	<b>12</b>	<b>51</b>	<b>5</b>	<b>1</b>	<b>1</b>
T-5 . . . . .	35	3	2	3	22	4	-	1
T-7 . . . . .	1	-	-	-	1	-	-	-
C-45 . . . . .	11	-	4	-	6	-	1	-
T-28 . . . . .	37	2	5	9	20	1	-	-
T-29 . . . . .	3	-	2	-	1	-	-	-
T-34 . . . . .	2	-	1	-	1	-	-	-
<b>MISCELLANEOUS - TOTAL . . . .</b>	<b>16</b>	-	<b>4</b>	<b>6</b>	<b>4</b>	-	<b>2</b>	-
A-16 . . . . .	3	-	2	-	1	-	-	-
H-13 . . . . .	2	-	-	2	-	-	-	-
H-19 . . . . .	6	-	-	3	1	-	2	-
L-5 . . . . .	1	-	-	-	1	-	-	-
L-19 . . . . .	1	-	-	-	1	-	-	-
L-20 . . . . .	2	-	1	1	-	-	-	-
L-21 . . . . .	1	-	1	-	-	-	-	-
<b>SECOND QUARTER - TOTAL . . . .</b>	<b>399</b>	<b>11</b>	<b>49</b>	<b>121</b>	<b>197</b>	<b>14</b>	<b>5</b>	<b>2</b>
<b>BOMBER - TOTAL . . . . .</b>	<b>39</b>	<b>1</b>	<b>5</b>	<b>11</b>	<b>19</b>	<b>1</b>	-	-
<b>Jet - (Sub Total) . . . . .</b>	<b>10</b>	-	-	<b>4</b>	<b>5</b>	-	-	-
B-45 . . . . .	1	-	-	-	1	-	-	-
B-47 . . . . .	7	-	-	3	3	1	-	-
B-57 . . . . .	2	-	-	1	1	-	-	-
<b>Non-Jet - (Sub Total) . . . .</b>	<b>29</b>	<b>1</b>	<b>5</b>	<b>7</b>	<b>14</b>	-	<b>1</b>	<b>1</b>
B-25 . . . . .	15	-	2	3	8	-	-	1
B-26 . . . . .	10	-	3	2	5	-	-	-
B-29 . . . . .	2	-	-	1	1	-	-	-
B-36 . . . . .	1	1	-	-	-	-	-	-
B-50 . . . . .	1	-	-	1	-	-	-	-

TABLE 25 - USAF AND ANG MAJOR AIRCRAFT ACCIDENTS—BY PHASE OF OPERATION - FY 1955 (CONT)

TYPE AND MODEL	MAJOR ACCIDENTS	TAXIING	TAKE OFF	IN FLIGHT	LANDING	GO AROUND	MISCELLANEOUS a/	UNDETERMINED
<b>SECOND QUARTER (CONT'D)</b>								
<b>CARGO - TOTAL</b>	<b>28</b>	<b>3</b>	<b>4</b>	<b>4</b>	<b>13</b>	<b>1</b>	<b>3</b>	<b>-</b>
C-46	5	1	1	-	2	1	-	-
C-47/53 (C-117)	8	-	-	1	4	-	3	-
C-54	2	-	-	-	2	-	-	-
C-97	3	1	-	-	2	-	-	-
C-119	6	1	2	2	1	-	-	-
C-121	1	-	1	-	-	-	-	-
C-124	3	-	-	1	2	-	-	-
<b>FIGHTER - TOTAL</b>	<b>183</b>	<b>3</b>	<b>26</b>	<b>61</b>	<b>89</b>	<b>3</b>	<b>1</b>	<b>-</b>
<b>Jet - (Sub Total)</b>	<b>175</b>	<b>3</b>	<b>26</b>	<b>60</b>	<b>82</b>	<b>3</b>	<b>1</b>	<b>-</b>
F-30	7	1	1	4	1	-	-	-
F-84F	25	-	-	7	18	-	-	-
F-84 (Other)	20	-	4	9	6	1	-	-
F-86D	46	-	7	19	18	1	1	-
F-86H	2	-	-	2	-	-	-	-
F-86 (Other)	48	1	5	15	26	1	-	-
F-89	9	-	4	-	5	-	-	-
F-94C	8	1	2	2	3	-	-	-
F-94 (Other)	9	-	3	1	5	-	-	-
F-100	1	-	-	1	-	-	-	-
<b>Non-Jet - (Sub Total)</b>	<b>8</b>	<b>-</b>	<b>-</b>	<b>1</b>	<b>7</b>	<b>-</b>	<b>-</b>	<b>-</b>
F-51	8	-	-	1	7	-	-	-
<b>TRAINER - TOTAL</b>	<b>137</b>	<b>4</b>	<b>14</b>	<b>40</b>	<b>70</b>	<b>8</b>	<b>-</b>	<b>1</b>
<b>Jet - (Sub Total)</b>	<b>82</b>	<b>-</b>	<b>8</b>	<b>28</b>	<b>42</b>	<b>4</b>	<b>-</b>	<b>-</b>
T-33	82	-	8	28	42	4	-	-
<b>Non-Jet - (Sub Total)</b>	<b>55</b>	<b>4</b>	<b>6</b>	<b>12</b>	<b>28</b>	<b>4</b>	<b>-</b>	<b>1</b>
T-6	28	3	4	3	15	2	-	1
T-7	2	-	2	-	-	-	-	-
T-11	1	-	-	-	1	-	-	-
C-45	4	-	-	2	-	-	-	-
T-28	18	1	-	6	9	2	-	-
T-29	1	-	-	-	1	-	-	-
T-34	1	-	-	1	-	-	-	-
<b>MISCELLANEOUS - TOTAL</b>	<b>12</b>	<b>-</b>	<b>-</b>	<b>5</b>	<b>6</b>	<b>1</b>	<b>-</b>	<b>-</b>
H-5	1	-	-	-	1	-	-	-
H-19	2	-	-	1	-	-	-	-
L-5	1	-	-	-	-	1	-	-
L-20	6	-	-	2	4	-	-	-
L-21	2	-	-	2	-	-	-	-
<b>THIRD QUARTER - TOTAL</b>	<b>404</b>	<b>8</b>	<b>46</b>	<b>122</b>	<b>203</b>	<b>19</b>	<b>3</b>	<b>3</b>
<b>BOMBER - TOTAL</b>	<b>27</b>	<b>-</b>	<b>2</b>	<b>10</b>	<b>15</b>	<b>-</b>	<b>-</b>	<b>-</b>
<b>Jet - (Sub Total)</b>	<b>12</b>	<b>-</b>	<b>1</b>	<b>2</b>	<b>6</b>	<b>-</b>	<b>-</b>	<b>-</b>
B-45	1	-	-	-	1	-	-	-
B-47	8	-	-	4	4	-	-	-
B-57	3	-	1	1	1	-	-	-
<b>Non-Jet - (Sub Total)</b>	<b>15</b>	<b>-</b>	<b>1</b>	<b>2</b>	<b>9</b>	<b>-</b>	<b>-</b>	<b>-</b>
B-17	1	-	-	-	1	-	-	-
B-25	2	-	-	1	1	-	-	-
B-26	7	-	1	3	3	-	-	-
B-36	2	-	-	-	2	-	-	-
B-50	3	-	-	1	2	-	-	-
<b>CARGO - TOTAL</b>	<b>30</b>	<b>1</b>	<b>3</b>	<b>7</b>	<b>18</b>	<b>1</b>	<b>-</b>	<b>-</b>
C-46	3	-	-	-	3	-	-	-
C-47/53 (C-117)	8	-	-	-	7	1	-	-
C-54	2	-	-	1	1	-	-	-
C-97	5	1	-	2	2	-	-	-
C-118	2	-	-	1	1	-	-	-
C-119	7	-	1	3	3	-	-	-
C-124	2	-	1	-	1	-	-	-
C-131	1	-	1	-	-	-	-	-



TABLE 26 - USAF AND ANG MAJOR AIRCRAFT ACCIDENTS - BY PHASE OF OPERATION - FY 1955 (CONT)

TYPE AND MODEL	MAJOR ACCIDENTS	TAXIING	TAKE-OFF	IN FLIGHT	LANDING	GO AROUND	MISCELLANEOUS a/	UNDETERMINED
<b>THIRD QUARTER (CONT'D)</b>								
<b>FIGHTER - TOTAL</b> . . . . .	183	2	32	62	71	11	2	3
Jet - (Sub Total) . . . . .	176	1	31	61	68	11	1	3
F-80 . . . . .	12	-	1	5	5	1	-	-
F-84F . . . . .	28	-	5	8	13	2	-	-
F-84 (Other) . . . . .	15	-	3	4	5	1	-	2
F-86D . . . . .	32	-	6	15	9	2	-	-
F-86H . . . . .	4	-	-	1	2	1	-	-
F-86 (Other) . . . . .	54	1	8	23	17	3	1	1
F-89 . . . . .	17	-	5	2	9	1	-	-
F-94C . . . . .	7	-	2	-	5	-	-	-
F-94 (Other) . . . . .	7	-	1	3	3	-	-	-
Non-Jet - (Sub Total) . . . . .	7	1	1	1	3	-	1	-
F-51 . . . . .	7	1	1	1	3	-	1	-
<b>TRAINER - TOTAL</b> . . . . .	145	4	8	38	87	7	1	-
Jet - (Sub Total) . . . . .	87	-	5	27	49	5	1	-
T-33 . . . . .	87	-	5	27	49	5	1	-
Non-Jet - (Sub Total) . . . . .	58	4	3	11	38	2	-	-
T-6 . . . . .	26	3	2	2	17	2	-	-
MK-4 . . . . .	2	-	-	1	1	-	-	-
T-7 . . . . .	1	-	-	-	1	-	-	-
C-45 . . . . .	8	1	1	1	5	-	-	-
T-28 . . . . .	16	-	-	5	11	-	-	-
T-29 . . . . .	1	-	-	1	-	-	-	-
T-34 . . . . .	4	-	-	1	3	-	-	-
<b>MISCELLANEOUS - TOTAL</b> . . . . .	19	1	1	5	12	-	-	-
A-16 . . . . .	2	-	-	1	1	-	-	-
H-5 . . . . .	2	-	1	-	1	-	-	-
H-19 . . . . .	5	1	-	1	3	-	-	-
H-21 . . . . .	1	-	-	1	-	-	-	-
L-20 . . . . .	5	-	-	-	5	-	-	-
L-21 . . . . .	3	-	-	2	1	-	-	-
Other(PBY5 Navy Acft) . . . . .	1	-	-	-	1	-	-	-
<b>FOURTH QUARTER - TOTAL</b> . . . . .	481	13	75	133	228	24	6	2
<b>BOMBER - TOTAL</b> . . . . .	34	1	5	9	15	2	-	1
Jet - (Sub Total) . . . . .	15	-	2	5	6	1	-	1
B-45 . . . . .	2	-	-	-	2	-	-	-
B-47 . . . . .	6	-	2	-	3	-	-	1
B-57 . . . . .	7	-	-	5	1	1	-	-
Non-Jet - (Sub-Total) . . . . .	19	1	3	4	10	1	-	-
B-29 . . . . .	10	1	1	-	7	1	-	-
B-26 . . . . .	4	-	1	-	3	-	-	-
B-29 . . . . .	3	-	1	2	-	-	-	-
B-36 . . . . .	2	-	-	2	-	-	-	-
<b>CARGO - TOTAL</b> . . . . .	30	3	5	9	13	-	-	-
C-47/53 (C-117) . . . . .	12	2	3	3	4	-	-	-
C-97 . . . . .	6	-	1	2	3	-	-	-
C-119 . . . . .	7	1	1	2	3	-	-	-
C-124 . . . . .	4	-	-	1	3	-	-	-
C-131 . . . . .	1	-	-	1	-	-	-	-
<b>FIGHTER - TOTAL</b> . . . . .	260	5	45	82	108	17	2	1
Jet - (Sub Total) . . . . .	252	2	45	81	104	17	2	1
F-80 . . . . .	21	-	3	5	12	1	-	-
F-84F . . . . .	61	-	9	20	24	6	2	-
F-84 (Other) . . . . .	11	-	2	6	2	1	-	-
F-86D . . . . .	43	-	3	21	16	3	-	-
F-86H . . . . .	17	-	5	5	7	-	-	-
F-86 (Other) . . . . .	63	1	10	22	25	4	-	1
F-89 . . . . .	18	1	5	-	11	1	-	-
F-94C . . . . .	6	-	4	-	2	-	-	-
F-94 (Other) . . . . .	11	-	4	1	5	1	-	-
F-100 . . . . .	1	-	-	1	-	-	-	-

TABLE 26— USAF AND ANG MAJOR AIRCRAFT ACCIDENTS — BY PHASE OF OPERATION — FY 1955 (CONT)

TYPE AND MODEL	MAJOR ACCIDENTS	TAXIING	TAKE-OFF	IN FLIGHT	LANDING	GO AROUND	MISCELLANEOUS a/	UNDETERMINED
FOURTH QUARTER (CONT'D)								
FIGHTER (CONT'D)								
Non-Jet - (Sub Total)	8	3	-	1	4	-	-	-
F-51 . . . . .	8	3	-	1	4	-	-	-
TRAINER - TOTAL . . . . .	133	4	16	27	83	3	-	-
Jet - (Sub Total) . . . . .	87	2	14	18	51	2	-	-
T-33 . . . . .	87	2	14	18	51	2	-	-
Non-Jet - (Sub Total)	46	2	2	9	32	1	-	-
T-6 . . . . .	14	-	1	3	9	1	-	-
T-11 . . . . .	1	1	-	-	-	-	-	-
C-45 . . . . .	10	-	-	1	9	-	-	-
T-28 . . . . .	19	1	1	5	12	-	-	-
T-34 . . . . .	2	-	-	-	2	-	-	-
MISCELLANEOUS - TOTAL . . . . .	24	-	4	6	8	2	4	-
H-13 . . . . .	5	-	-	1	2	-	2	-
H-19 . . . . .	10	-	3	2	3	-	2	-
L-4 . . . . .	1	-	-	-	1	-	-	-
L-19 . . . . .	1	-	-	1	-	-	-	-
L-20 . . . . .	5	-	1	2	1	1	-	-
L-21 . . . . .	2	-	-	-	1	1	-	-

Source: D/Flight Safety Research - The Inspector General.

TABLE 27 — PERSONNEL FATALITIES AND INJURIES IN USAF/ANG AIRCRAFT ACCIDENTS - FY 1955

(This is a new table and does not appear in the previous fiscal year Statistical Digest)

TYPE AND MODEL	INJURIES - ALL PERSONNEL				INJURIES - USAF RATED PILOTS			
	TOTAL	FATAL	MAJOR	MINOR	TOTAL	FATAL	MAJOR	MINOR
<b>TOTAL FY 1955</b> . . . . .	<b>1,342</b>	<b>807</b>	<b>305</b>	<b>230</b>	<b>715</b>	<b>409</b>	<b>180</b>	<b>126</b>
<b>FIRST QUARTER - TOTAL</b> . . . . .	<b>378</b>	<b>198</b>	<b>98</b>	<b>82</b>	<b>192</b>	<b>101</b>	<b>55</b>	<b>36</b>
<b>BOMBER - TOTAL</b> . . . . .	<b>94</b>	<b>53</b>	<b>25</b>	<b>16</b>	<b>31</b>	<b>13</b>	<b>12</b>	<b>6</b>
<b>Jet - (Sub Total)</b> . . . . .	<b>9</b>	<b>2</b>	<b>4</b>	<b>-</b>	<b>2</b>	<b>2</b>	<b>1</b>	<b>-</b>
B-45 . . . . .	1	-	1	-	1	-	-	-
B-47 . . . . .	8	5	3	-	4	2	2	-
<b>Non-Jet - (Sub Total)</b> . . . . .	<b>85</b>	<b>48</b>	<b>21</b>	<b>16</b>	<b>26</b>	<b>11</b>	<b>9</b>	<b>6</b>
B-17 . . . . .	3	1	1	1	2	-	1	1
B-25 . . . . .	19	10	7	2	11	5	5	1
B-26 . . . . .	14	10	3	1	6	4	1	1
B-29 . . . . .	6	-	3	3	1	-	-	1
B-36 . . . . .	43	27	7	9	6	2	2	2
<b>CARGO - TOTAL</b> . . . . .	<b>39</b>	<b>12</b>	<b>9</b>	<b>18</b>	<b>10</b>	<b>4</b>	<b>2</b>	<b>4</b>
C-46 . . . . .	12	-	3	9	1	-	-	1
C-47/53 (C-117) . . . . .	5	-	3	2	2	-	2	-
C-82 . . . . .	7	1	-	6	4	1	-	3
C-124 . . . . .	15	11	3	1	3	3	-	-
<b>FIGHTER - TOTAL</b> . . . . .	<b>143</b>	<b>78</b>	<b>31</b>	<b>34</b>	<b>104</b>	<b>60</b>	<b>24</b>	<b>20</b>
<b>Jet - (Sub Total)</b> . . . . .	<b>139</b>	<b>75</b>	<b>31</b>	<b>33</b>	<b>100</b>	<b>57</b>	<b>24</b>	<b>19</b>
F-80 . . . . .	3	3	-	-	3	3	-	-
F-84F . . . . .	12	7	-	5	5	4	-	1
F-84 (Other) . . . . .	34	17	11	6	24	14	6	4
F-86D . . . . .	20	6	5	9	17	6	5	6
F-86H . . . . .	3	2	-	1	2	2	-	-
F-86 (Other) . . . . .	35	20	9	6	35	20	9	6
F-89 . . . . .	5	2	2	1	2	1	1	-
F-94C . . . . .	16	12	1	3	6	4	1	1
F-94 (Other) . . . . .	11	6	3	2	6	3	2	1
<b>Non-Jet - Total</b> . . . . .	<b>4</b>	<b>3</b>	<b>-</b>	<b>1</b>	<b>4</b>	<b>3</b>	<b>-</b>	<b>1</b>
F-51 . . . . .	4	3	-	1	4	3	-	1
<b>TRAINER - TOTAL</b> . . . . .	<b>73</b>	<b>38</b>	<b>25</b>	<b>10</b>	<b>40</b>	<b>21</b>	<b>13</b>	<b>6</b>
<b>Jet - (Sub Total)</b> . . . . .	<b>34</b>	<b>19</b>	<b>14</b>	<b>1</b>	<b>24</b>	<b>11</b>	<b>12</b>	<b>1</b>
T-33 . . . . .	34	19	14	1	24	11	12	1
<b>Non-Jet - (Sub Total)</b> . . . . .	<b>39</b>	<b>19</b>	<b>11</b>	<b>9</b>	<b>16</b>	<b>10</b>	<b>1</b>	<b>5</b>
T-6 . . . . .	8	8	-	-	3	3	-	-
T-28 . . . . .	18	11	1	6	11	7	-	4
T-29 . . . . .	13	-	10	3	2	-	1	1
<b>MISCELLANEOUS - TOTAL</b> . . . . .	<b>20</b>	<b>8</b>	<b>8</b>	<b>4</b>	<b>7</b>	<b>3</b>	<b>4</b>	<b>-</b>
A-16 . . . . .	8	1	3	4	2	-	2	-
H-13 . . . . .	1	1	-	-	-	-	-	-
H-19 . . . . .	10	6	4	-	5	3	2	-
L-19 . . . . .	1	-	1	-	-	-	-	-
<b>NON-USAF AIRCRAFT - TOTAL</b> . . . . .	<b>9</b>	<b>9</b>	<b>-</b>	<b>-</b>	<b>-</b>	<b>-</b>	<b>-</b>	<b>-</b>
<b>SECOND QUARTER - TOTAL</b> . . . . .	<b>314</b>	<b>193</b>	<b>69</b>	<b>52</b>	<b>182</b>	<b>109</b>	<b>38</b>	<b>35</b>
<b>BOMBER - TOTAL</b> . . . . .	<b>64</b>	<b>43</b>	<b>8</b>	<b>13</b>	<b>28</b>	<b>17</b>	<b>5</b>	<b>6</b>
<b>Jet - (Sub Total)</b> . . . . .	<b>14</b>	<b>7</b>	<b>2</b>	<b>5</b>	<b>8</b>	<b>4</b>	<b>2</b>	<b>2</b>
B-47 . . . . .	11	4	2	5	7	3	2	2
B-57 . . . . .	3	3	-	0	1	1	-	-
<b>Non-Jet - (Sub Total)</b> . . . . .	<b>50</b>	<b>36</b>	<b>6</b>	<b>8</b>	<b>20</b>	<b>13</b>	<b>3</b>	<b>4</b>
B-25 . . . . .	27	17	4	6	13	8	2	3
B-26 . . . . .	9	6	1	2	5	3	1	1
B-50 . . . . .	14	13	1	-	2	2	-	-
<b>CARGO - TOTAL</b> . . . . .	<b>57</b>	<b>36</b>	<b>17</b>	<b>4</b>	<b>18</b>	<b>12</b>	<b>3</b>	<b>3</b>
C-46 . . . . .	4	-	1	3	2	-	-	2
C-47/53 (C-117) . . . . .	25	22	2	1	7	5	1	1
C-119 . . . . .	28	14	14	-	9	7	2	-
<b>FIGHTER - TOTAL</b> . . . . .	<b>96</b>	<b>55</b>	<b>24</b>	<b>17</b>	<b>75</b>	<b>43</b>	<b>17</b>	<b>15</b>
<b>Jet - (Sub Total)</b> . . . . .	<b>95</b>	<b>55</b>	<b>24</b>	<b>16</b>	<b>74</b>	<b>43</b>	<b>17</b>	<b>14</b>
F-80 . . . . .	4	3	-	1	4	3	-	1
F-84F . . . . .	9	6	2	1	9	6	2	1
F-84 (Other) . . . . .	9	8	1	-	8	7	1	-
F-86D . . . . .	34	18	12	4	25	13	8	4
F-86 (Other) . . . . .	22	10	5	7	19	9	4	6
F-89 . . . . .	5	2	-	1	3	1	1	1
F-94C . . . . .	6	6	-	-	3	3	-	-
F-94 (Other) . . . . .	5	1	2	2	3	1	1	1
F-100 . . . . .	1	1	-	-	-	-	-	-

TABLE 27 - PERSONNEL FATALITIES AND INJURIES IN USAF / ANG AIRCRAFT ACCIDENTS - FY 1955 (CONTINUED)

TYPE AND MODEL	INJURIES - ALL PERSONNEL				INJURIES - USAF RATED PILOTS			
	TOTAL	FATAL	MAJOR	MINOR	TOTAL	FATAL	MAJOR	MINOR
<b>FIGHTER (CONT'D)</b>								
Non-Jet - (Sub Total) . . .	1	-	-	1	1	-	-	1
<b>TRAINER - TOTAL</b> . . . . .	85	51	19	15	54	33	12	9
Jet - (Sub Total) . . . . .	57	36	9	8	38	25	6	7
T-33 . . . . .	53	35	9	8	38	25	6	7
Non-Jet - (Sub Total) . . . . .	32	15	10	7	16	8	6	2
T-6 . . . . .	9	5	4	-	9	5	4	-
T-7 . . . . .	1	-	1	-	1	-	1	-
C-45 . . . . .	1	-	1	-	1	-	1	-
T-28 . . . . .	6	6	-	-	3	3	-	-
T-29 . . . . .	15	4	4	7	2	-	-	2
<b>MISCELLANEOUS - TOTAL</b> . . . . .	9	5	1	3	7	4	1	2
H-19 . . . . .	5	5	-	-	4	4	-	-
L-20 . . . . .	3	-	1	2	3	-	1	2
L-21 . . . . .	1	-	-	1	-	-	-	-
<b>NON-USAF AIRCRAFT - TOTAL</b>	3	3	-	-	-	-	-	-
<b>THIRD QUARTER - TOTAL</b> . . . . .	347	247	64	36	173	113	36	24
<b>BOMBER - TOTAL</b> . . . . .	60	33	21	6	26	16	7	3
Jet - (Sub Total) . . . . .	26	19	7	-	11	10	4	-
B-47 . . . . .	22	16	6	-	11	8	3	-
B-57 . . . . .	4	3	1	-	3	2	1	-
Non-Jet - (Sub Total) . . . . .	34	14	14	6	12	6	3	3
B-25 . . . . .	5	5	-	-	2	2	1	-
B-26 . . . . .	12	7	5	-	5	4	1	-
B-36 . . . . .	15	2	9	-	4	-	2	-
B-50 . . . . .	2	-	-	2	1	-	-	1
<b>CARGO - TOTAL</b> . . . . .	106	95	6	5	14	10	1	3
C-46 . . . . .	3	1	-	2	1	-	-	1
C-47/53 (C-117) . . . . .	2	-	2	-	-	-	-	-
C-54 . . . . .	14	14	-	-	5	5	-	-
C-97 . . . . .	9	9	-	-	2	2	-	-
C-118 (R6D) . . . . .	69	66	2	1	2	-	1	1
C-119 . . . . .	9	5	2	2	4	3	-	1
<b>FIGHTER - TOTAL</b> . . . . .	103	66	23	14	88	55	20	13
Jet - (Sub Total) . . . . .	102	66	23	13	87	55	20	12
F-80 . . . . .	5	2	2	1	5	2	2	1
F-84F . . . . .	11	5	3	3	11	5	3	3
F-84 (Other) . . . . .	6	5	-	1	6	5	-	1
F-86D . . . . .	19	10	7	2	19	10	7	2
F-86H . . . . .	1	1	-	-	1	1	-	-
F-86 (Other) . . . . .	34	21	9	4	31	21	7	3
F-89 . . . . .	13	10	1	2	9	6	1	2
F-94C . . . . .	2	2	-	-	1	1	-	-
F-94 (Other) . . . . .	11	10	1	-	4	4	-	-
Non-Jet - (Sub Total) . . . . .	1	-	-	1	1	-	-	1
F-51 . . . . .	1	-	-	1	1	-	-	1
<b>TRAINER - TOTAL</b> . . . . .	56	40	10	6	36	27	7	2
Jet - (Sub Total) . . . . .	35	27	5	3	27	22	4	2
T-33 . . . . .	35	27	5	3	27	22	5	0
Non-Jet - Sub Total) . . . . .	21	13	5	3	9	5	2	2
T-6 . . . . .	6	6	-	-	1	1	-	-
C-45 . . . . .	5	-	4	1	2	-	-	-
T-28 . . . . .	6	5	1	-	3	3	-	-
T-29 . . . . .	2	-	-	2	2	-	-	2
T-34 . . . . .	1	1	-	-	-	-	-	-
MK-4 . . . . .	1	1	-	-	1	1	-	-
<b>MISCELLANEOUS - TOTAL</b> . . . . .	21	13	3	5	9	5	1	3
A-16 . . . . .	6	3	2	1	3	2	1	-
H-5 . . . . .	1	-	-	1	1	-	-	1
H-19 . . . . .	6	5	-	1	3	2	-	1
H-21 . . . . .	3	3	-	-	1	1	-	-
L-20 . . . . .	1	-	-	1	1	-	-	1
L-21 . . . . .	4	2	1	1	-	-	-	-
<b>NON-USAF AIRCRAFT - TOTAL</b>	1	-	1	-	-	-	-	-

TABLE 27 - PERSONNEL FATALITIES AND INJURIES IN USAF /ANG AIRCRAFT ACCIDENTS FY 1955 (CONTINUED)

TYPE AND MODEL	INJURIES - ALL PERSONNEL				INJURIES - USAF RATED PILOTS			
	TOTAL	FATAL	MAJOR	MINOR	TOTAL	FATAL	MAJOR	MINOR
<b>FOURTH QUARTER - TOTAL</b> . . . . .	<b>303</b>	<b>169</b>	<b>74</b>	<b>60</b>	<b>168</b>	<b>86</b>	<b>51</b>	<b>31</b>
<b>BOMBER - TOTAL</b> . . . . .	<b>55</b>	<b>48</b>	<b>4</b>	<b>3</b>	<b>17</b>	<b>15</b>	<b>1</b>	<b>1</b>
<b>Jet - (Sub Total)</b> . . . . .	<b>11</b>	<b>9</b>	<b>2</b>	<b>-</b>	<b>7</b>	<b>6</b>	<b>1</b>	<b>-</b>
B-47 . . . . .	5	4	1	-	2	2	-	-
B-57 . . . . .	6	5	1	-	5	4	1	-
<b>Non-Jet - (Sub Total)</b> . . . . .	<b>44</b>	<b>39</b>	<b>2</b>	<b>3</b>	<b>10</b>	<b>9</b>	<b>-</b>	<b>1</b>
B-25 . . . . .	3	-	1	2	1	-	-	1
B-29 . . . . .	26	24	1	1	7	7	-	-
B-36 . . . . .	15	15	-	-	2	2	-	-
<b>CARGO - TOTAL</b> . . . . .	<b>64</b>	<b>30</b>	<b>20</b>	<b>14</b>	<b>20</b>	<b>7</b>	<b>9</b>	<b>4</b>
C-47/53 (C-117) . . . . .	27	19	7	1	9	5	3	1
C-97 . . . . .	19	10	5	4	4	2	2	0
C-119 . . . . .	8	1	3	4	4	-	2	2
C-124 . . . . .	10	-	5	5	3	-	2	1
<b>FIGHTER - TOTAL</b> . . . . .	<b>117</b>	<b>50</b>	<b>36</b>	<b>31</b>	<b>95</b>	<b>44</b>	<b>31</b>	<b>20</b>
<b>Jet - (Sub Total)</b> . . . . .	<b>115</b>	<b>50</b>	<b>35</b>	<b>30</b>	<b>93</b>	<b>44</b>	<b>30</b>	<b>19</b>
F-80 . . . . .	5	2	3	-	5	2	3	-
F-84P . . . . .	20	8	5	7	19	8	5	6
F-84 (Other) . . . . .	7	2	2	2	6	2	2	2
F-86D . . . . .	15	8	3	4	13	7	3	3
F-86H . . . . .	6	4	1	1	6	4	1	1
F-86 (Other) . . . . .	49	23	14	12	36	19	12	5
F-89 . . . . .	7	3	3	1	4	2	2	-
F-94C . . . . .	1	-	-	1	1	-	-	1
F-94 (Other) . . . . .	4	-	3	1	3	-	2	1
F-100 . . . . .	1	-	-	1	-	-	-	1
<b>Non-Jet - (Sub Total)</b> . . . . .	<b>2</b>	<b>-</b>	<b>1</b>	<b>1</b>	<b>2</b>	<b>-</b>	<b>1</b>	<b>1</b>
F-51 . . . . .	2	-	1	1	2	-	1	1
<b>TRAINER - TOTAL</b> . . . . .	<b>54</b>	<b>35</b>	<b>12</b>	<b>7</b>	<b>31</b>	<b>20</b>	<b>9</b>	<b>2</b>
<b>Jet - (Sub Total)</b> . . . . .	<b>36</b>	<b>20</b>	<b>10</b>	<b>6</b>	<b>23</b>	<b>14</b>	<b>8</b>	<b>1</b>
T-33 . . . . .	36	20	10	6	23	14	8	1
<b>Non-Jet - (Sub Total)</b> . . . . .	<b>18</b>	<b>15</b>	<b>2</b>	<b>1</b>	<b>8</b>	<b>6</b>	<b>1</b>	<b>1</b>
T-6 . . . . .	4	3	-	1	2	1	-	1
C-45 . . . . .	4	3	1	-	4	3	1	0
T-28 . . . . .	10	9	1	-	2	2	-	-
<b>MISCELLANEOUS - TOTAL</b> . . . . .	<b>7</b>	<b>-</b>	<b>2</b>	<b>5</b>	<b>5</b>	<b>-</b>	<b>1</b>	<b>4</b>
H-19 . . . . .	3	-	1	2	3	-	1	2
L-20 . . . . .	4	-	1	3	2	-	-	2
<b>NON-USAF AIRCRAFT - TOTAL</b> . . . . .	<b>6</b>	<b>6</b>	<b>-</b>	<b>-</b>	<b>-</b>	<b>-</b>	<b>-</b>	<b>-</b>

Source: D/Flight Safety Research - The Inspector General.

TABLE 28 - USAF MAJOR ACCIDENTS BY MISSION OF FLIGHT - FY 1955

(This is a new table and does not appear in the previous fiscal year Statistical Digest)  
(Excluding ANG and MDAP flying hours and accidents)

TYPE OF MISSION	FLYING HOURS	MAJOR ACCIDENTS	MAJOR ACCIDENTS RATE	AIRCRAFT DESTROYED	FATALITIES
<u>TOTAL - FY 1955</u> . . . . .	<u>3,259,560</u>	<u>1,615</u>	<u>17</u>	<u>784</u>	<u>771</u>
<u>FIRST QUARTER - TOTAL</u> . . . . .	<u>2,443,089</u>	<u>444</u>	<u>19</u>	<u>211</u>	<u>186</u>
Combat Crew and Operational Training . . . . .	975,099	137	19	115	120
Student Training . . . . .	774,110	149	19	58	36
Administrative . . . . .	20,599	-	-	-	-
MATS Ferry . . . . .	13,329	7	53	1	2
Combat Readiness Training					
AFR 60-2 . . . . .	158,853	19	12	8	6
Dual Purpose . . . . .	276,111	17	6	8	3
Special Missions . . . . .	30,306	24	79	8	5
Other . . . . .	194,682	41	21	13	14
<u>SECOND QUARTER - TOTAL</u> . . . . .	<u>2,146,260</u>	<u>375</u>	<u>17</u>	<u>175</u>	<u>177</u>
Combat Crew and Operational Training . . . . .	929,002	173	19	91	106
Student Training . . . . .	582,724	102	18	43	36
Administrative . . . . .	19,408	-	-	-	-
MATS Ferry . . . . .	12,331	5	41	2	2
Combat Readiness Training					
AFR 60-2 . . . . .	168,092	17	10	6	10
Dual Purpose . . . . .	252,509	20	8	12	14
Special Missions . . . . .	28,348	15	53	5	2
Other . . . . .	153,846	43	28	16	7
<u>THIRD QUARTER - TOTAL</u> . . . . .	<u>2,187,029</u>	<u>367</u>	<u>17</u>	<u>193</u>	<u>242</u>
Combat Crew and Operational Training . . . . .	951,570	177	19	103	179
Student Training . . . . .	577,342	102	18	40	27
Administrative . . . . .	19,629	-	-	-	-
MATS Ferry . . . . .	10,187	4	39	3	2
Combat Readiness Training					
AFR 60-2 . . . . .	182,135	22	12	11	10
Dual Purpose . . . . .	249,157	21	8	11	11
Special Missions . . . . .	34,716	19	55	12	7
Other . . . . .	162,293	22	14	13	6
<u>FOURTH QUARTER - TOTAL</u> . . . . .	<u>2,483,182</u>	<u>429</u>	<u>17</u>	<u>205</u>	<u>166</u>
Combat Crew and Operational Training . . . . .	1,098,930	249	23	142	121
Student Training . . . . .	639,384	73	11	30	17
Administrative . . . . .	17,179	-	-	-	-
MATS Ferry . . . . .	8,058	5	62	2	-
Combat Readiness Training					
AFR 60-2 . . . . .	210,014	26	12	5	4
Dual Purpose . . . . .	277,979	26	9	12	23
Special Missions . . . . .	34,522	7	20	2	-
Other . . . . .	197,116	43	22	12	1

Source: E/Flight Safety Research - The Inspector General.

## GROUND SAFETY

## DEFINITIONS

The tables included in this section are USAF Ground Accident statistics approved and directed by the Air Force Regulation 32-1, dated 24 August 1948. In establishing the reporting system, standardized cost factors and definitions have been approved. The present standard accident costs for injuries and fatalities were established by the Air Force Regulation 32-2, dated 11 March 1954.

ACCIDENT, GROUND

Any accident which occurs on or off an Air Force installation, base, or site which involves Air Force military personnel, Air Force civilian personnel on duty, or Air Force property. Reference paragraph 3, Air Force Regulation 32-2, dated 11 March 1954.

ACCIDENT, PRIVATE MOTOR VEHICLE

A motor vehicle accident involving only non-Air Force motor vehicle or, if both Air Force and non-Air Force motor vehicles were involved, the Air Force motor vehicle was not being operated at the time of the accident. Motor vehicles which are not Air Force property will be considered as private motor vehicles. Vehicles which are the property of Government agencies other than the Air Force will also be considered as private motor vehicles.

ACCIDENT, USAF MOTOR VEHICLE

An accident involving the operating of an Air Force motor vehicle which results in either disabling or non-disabling injury to Air Force personnel and/or non-USAF persons and/or damage aggregating \$25.00 or more to Air Force motor vehicles, or to other vehicles or property without regard to ownership.

ACCIDENT, USAF PROPERTY

An incident resulting from Air Force ground operation wherein Air Force property is accidentally damaged in amount of \$25.00 or more.

COST PER CAPITA

$$\text{Cost per Capita} = \frac{\text{Cost of Injuries} + \text{Cost of Fatalities} + \text{Cost of Property Damage}}{\text{Total Command Strength (Average Military and Average Civilian)}}$$

COST YARDSTICK

INJURY	JAN 1949 THROUGH DEC 1950		JAN 1951 THROUGH DEC 1951			JAN 1952 THROUGH JUN 1955	
	Military	Civilian	Military		Civilian	Military	Civilian
			Officer	Airman			
Non-Disabling. . .	\$ 4.25	\$ 4.25	\$ 6.00	\$ 6.00	\$ 6.00	\$ 7.00	\$ 7.00
Temporary Total. .	441.00	119.00	32.00/Day	23.00/Day	17.00/Day	30.00/Day	14.00/Day
Permanent Partial. .	441.00	119.00	37,000.00	37,000.00	8,500.00	43,000.00	10,500.00
Permanent Total. .	441.00	119.00	57,000.00	57,000.00	70,000.00	63,500.00	70,000.00
Fatal. . . . .	19,565.00	9,955.00	26,500.00	26,500.00	20,000.00	31,500.00	25,000.00

COMMAND (FISCAL YEAR MAJOR), CONTINENTAL US

Continental Command - A Major Air Command whose headquarters and subordinate units are located within the Continental United States.

COMMAND (FISCAL YEAR MAJOR), OVERSEAS

Overseas Command - A Major Air Command whose headquarters and subordinate units are located outside the Continental United States.

DAYS OUT OF SERVICE

Air Force vehicle "days out of Service" and Air Force aircraft "days out of service" will be estimated total number of calendar days that the particular piece of equipment is out of service as a result of a ground accident, beginning with the day after the accident occurs and continuing up to the day on which it is estimated that the equipment will return to service.

## GROUND SAFETY (CONTINUED)

## DEFINITIONS

INJURY, DISABLING

An injury which results in death, permanent total, permanent partial injury, or temporary total injury which in the opinion of competent medical authority makes it impossible for the injured to return to work or duty at any time during the next calendar day following date of injury.

INJURY, NON-DISABLING

A non-disabling injury is an injury which, although requiring medical attention, would not keep the injured person from performing his regularly assigned duties during the next calendar day or any subsequent day. This type is generally known as a first-aid case.

PERSONNEL, CIVILIAN

Includes citizens and/or residents of the United States, its territories, and Canada, who are employed by the US Air Force and are paid from appropriated funds. Excludes Foreign Nationals.

PERSONNEL, MILITARY

Includes officers and airmen on active duty, special category Army with Air Force (SCARWAF), and Navy personnel under operational control of MATS.

REPORTABLE BUT NOT CHARGEABLE

Act of God, commercial carrier and other reportable but not chargeable type accident data have not been included in these tables. The total cost of these accidents was \$3,450,570 which includes cost for, a) injury (military and civilian) \$333,155; b) motor vehicle property damaged \$5,924; c) aircraft damaged as result of ground accident \$433,569; d) all other USAF property damaged \$2,677,922.

RATES

Frequency rates were computed to the following formulas:

$$\text{Civilian Injury Rate} = \frac{\text{Number of Civilian Disabling and Fatal Injuries} \times 1,000,000}{\text{Total Hours of Civilian Employment}}$$

$$\text{Military Injury Rate (On Duty)} = \frac{\text{Number of Military Disabling and Fatal Injuries "On Duty"} \times 100,000}{\text{Total Military Man-Days of Exposure} \times 1/3}$$

$$\text{Military Injury Rate (Off Duty)} = \frac{\text{Number of Military Disabling and Fatal Injuries "Off Duty"} \times 100,000}{\text{Total Military Man-Days Exposure} \times 2/3}$$

$$\text{USAF Motor Vehicle Rate} = \frac{\text{Number of USAF Motor Vehicle Accidents} \times 100,000}{\text{Total USAF Motor Vehicle Mileage}}$$

STATUS

Indicates whether or not the person involved in the accident was on or off duty and whether the accident occurred on or off a military installation, base or site.

STRENGTH (AVERAGE), CIVILIAN

The derived civilian employee strength is developed by dividing the total civilian payroll man-hours worked (including legal holidays) during the report period by the standard number of work hours during the report period:

$$\text{Derived Civilian Strength} = \frac{\text{TOTAL CIVILIAN Man Hours Worked}}{\text{Number of Standard Work Hours}}$$

STRENGTH (AVERAGE), CIVILIAN (Continued)

The number of standard work-hours during the report period are the number of calendar days in the month minus Saturdays and Sundays multiplied by 8. Example - there were 21 paid payroll work-days in January 1955, therefore, the standard number of work-hours in the month was 21 multiplied by 8, or 168 hours.

STRENGTH (AVERAGE), MILITARY

The average military strength is obtained by dividing the total military man-days of exposure by the number of days in the report period:

$$\text{Average Military Strength} = \frac{\text{Exposure}}{\text{Number of Days in the Report Period}}$$

The total military exposure is the sum of daily assigned strength figures as shown on all morning reports for the entire report period.



## GROUND SAFETY (CONTINUED)

## DEFINITIONS

TIME LOSS (CIVILIAN)

Time loss for a civilian employee will be the estimated total number of days he will be unable to report for work as a result of the injury beginning with the first day he is unable to report for work and continuing up to the date of return. Sick leave, annual leave, and holidays will be included in the time loss.

TIME LOSS (MILITARY)

Time loss for a military person will be the estimated number of calendar days he is unable to report for duty as a result of an accidental injury, beginning with the first day he is unable to report for duty and continued up to the date of return.

USAF AIRCRAFT DAMAGED FROM GROUND ACCIDENTS

USAF Aircraft damaged as the result of a ground accident.

TABLE 29 - SUMMARY - USAF GROUND ACCIDENT EXPERIENCE, WORLDWIDE - 1 JAN 1949 THROUGH 30 JUN 1955

(Cost yardstick changes for USAF Ground Accidents are shown on chart under "Definitions". Beginning with July 1953, the table below excludes Act of God accidents, commercial carrier accidents, and other reportable, but not chargeable accident reports. This is a new table and does not appear in the previous fiscal year Statistical Digest.)

NOMENCLATURE	1949	1950	1951	1952	1953	1954	1955 (JAN THROUGH JUN)
<u>MILITARY PERSONNEL</u>							
<u>Injuries</u>							
Non-Disabling - Total . . . . .	35,056	45,591	75,156	89,217	86,103	79,348	39,172
Disabling - Total . . . . .	11,667	12,212	17,031	19,503	19,942	18,412	8,851
Fatalities . . . . .	483	472	843	935	856	808	373
Permanent Total . . . . .	133	119	13	21	21	16	3
Permanent Partial . . . . .			183	215	168	44	17
Temporary Total . . . . .	11,051	11,621	15,992	18,332	18,897	17,544	8,458
On-Duty Disabling Injuries - Total . . . . .	3,965	3,837	6,011	6,358	a/	5,486	2,661
Off-Duty Disabling Injuries - Total . . . . .	7,702	8,375	11,020	13,145	a/	12,926	6,190
Disabling Injury Rate - Total . . . . .	7.73	7.63	6.04	5.55	5.68	5.37	5.13
On-Duty . . . . .	7.96	7.26	6.41	5.44	a/	4.80	4.62
Off-Duty . . . . .	7.62	7.80	5.86	5.61	a/	5.65	5.38
Man-Days Exposure - Total . . . . .	150,958,405	160,153,908	281,829,035	351,224,770	351,211,777	342,949,842	172,612,995
Man-Days Lost - Total . . . . .	180,304	193,645	276,473	338,025	314,239	271,099	120,898
Cost of Injuries - Total . . . . .	\$ 14,531,045	\$ 14,605,802	\$ 31,442,808	\$ 43,724,786	\$ 40,949,041	\$ 37,048,406	\$ 16,572,144
Non-Disabling . . . . .	148,988	193,762	450,936	624,519	602,721	555,436	274,204
Disabling . . . . .	14,382,057	14,412,040	30,991,872	43,100,267	40,346,320	36,492,970	16,297,940
<u>CIVILIAN PERSONNEL</u>							
<u>Injuries</u>							
Non-Disabling - Total . . . . .	58,005	60,960	117,546	132,185	94,324	63,899	30,290
Disabling - Total . . . . .	2,681	2,347	3,455	3,733	2,395	1,722	877
Fatalities . . . . .	16	14	31	31	14	6	4
Permanent Total . . . . .	43	54	2	-	1	1	1
Permanent Partial . . . . .			71	58	49	2	-
Temporary Total . . . . .	2,622	2,279	3,351	3,644	2,331	1,713	872
Disabling Injury Rate - Total . . . . .	7.43	6.48	6.32	5.80	3.86	3.12	3.00
Man-Hours Exposure - Total . . . . .	360,753,462	362,012,840	546,355,622	643,839,977	620,963,985	551,845,864	292,009,059
Man-Days Lost - Total . . . . .	32,005	31,414	38,975	46,019	26,646	21,519	9,177
Cost of Injuries - Total . . . . .	\$ 722,953	\$ 676,097	\$ 2,723,399	\$ 2,692,047	\$ 1,832,057	\$ 989,559	\$ 510,508
Non-Disabling . . . . .	246,521	259,080	705,276	925,295	660,268	447,293	212,030
Disabling . . . . .	476,432	417,017	2,008,123	1,766,752	1,171,789	542,266	298,478

TABLE 29 - SUMMARY - USAF GROUND ACCIDENT EXPERIENCE WORLDWIDE - 1 JAN 1949 THROUGH 30 JUN 1955 (CONTINUED)

(Table below is a new table. See previous page for headnote affecting this table.)

NOMENCLATURE	1949	1950	1951	1952	1953	1954	1955 (JAN THROUGH JUN)
<u>USAF PROPERTY DAMAGE</u>							
<u>USAF Government Motor Vehicles</u>							
Total Number of Motor Vehicle Accidents . . . . .	7,775	6,934	5,167	7,003	6,338	5,230	2,773
Number of Miles Operated . . . . .	255,149,637	255,527,698	389,062,667	496,228,958	533,261,614	529,156,342	280,002,104
Accident Rate . . . . .	3.05	2.71	1.33	1.41	1.19	.99	.99
<u>Number of Motor Vehicles Damaged - Total</u> . . . . .	<u>6,796</u>	<u>5,723</u>	<u>3,922</u>	<u>5,427</u>	<u>5,010</u>	<u>4,364</u>	<u>2,378</u>
Damaged in Motor Vehicle Accidents . . . . .	a/	a/	3,922	5,413	a/	4,210	2,248
Motor Vehicle Damaged by Other Causes . . . . .	a/	a/	-	14	a/	154	130
<u>Days Out of Service - Total</u> . . . . .	<u>17,211</u>	<u>14,719</u>	a/	a/	<u>47,375</u>	<u>34,987</u>	<u>20,746</u>
From Motor Vehicle Accidents . . . . .	a/	a/	25,404	38,999	a/	33,565	20,145
From Other Causes . . . . .	a/	a/	-	a/	a/	1,422	601
<u>Motor Vehicle Damage Cost - Total</u> . . . . .	<u>\$ 495,590</u>	<u>\$ 436,342</u>	<u>\$ 704,083</u>	<u>\$ 1,035,307</u>	<u>\$ 896,637</u>	<u>\$ 993,508</u>	<u>\$ 629,076</u>
Damaged in Motor Vehicle Accidents . . . . .	454,424	402,054	636,054	919,385	a/	749,413	447,130
Motor Vehicle Damaged by Other Causes . . . . .	a/	a/	-	33,200	a/	20,719	9,981
Other USAF Property Damaged by Mtr Veh Accts. . . . .	41,166	34,288	68,029	82,722	a/	223,376	171,965
<u>USAF Aircraft</u>							
<u>Number Damaged - Total</u> . . . . .	<u>458</u>	<u>380</u>	<u>623</u>	<u>887</u>	<u>911</u>	<u>776</u>	<u>471</u>
Damaged in Motor Vehicle Accidents . . . . .	a/	a/	a/	a/	a/	a/	a/
Damaged by Other Causes . . . . .	a/	a/	a/	a/	a/	a/	a/
<u>Days Out of Service - Total</u> . . . . .	<u>2,221</u>	<u>1,755</u>	<u>3,560</u>	<u>3,656</u>	<u>4,887</u>	<u>3,688</u>	<u>2,466</u>
Caused by Motor Vehicle Accidents . . . . .	a/	a/	1,479	1,492	a/	a/	a/
Other Causes . . . . .	a/	a/	2,081	2,164	a/	a/	a/
<u>Aircraft Damage Cost - Total</u> . . . . .	<u>\$ 1,118,653</u>	<u>\$ 552,473</u>	<u>\$ 1,077,126</u>	<u>\$ 2,538,704</u>	<u>\$ 1,675,606</u>	<u>\$ 928,352</u>	<u>\$ 400,001</u>
Caused by Motor Vehicle Accidents . . . . .	a/	a/	474,575	388,233	a/	a/	a/
Other Causes . . . . .	a/	a/	602,551	2,150,471	a/	a/	a/
<u>Other USAF Property Damage Cost - Total</u> . . . . .	<u>\$ 330,949</u>	<u>\$ 230,756</u>	<u>\$ 343,701</u>	<u>\$ 429,699</u>	<u>\$ 676,394</u>	<u>\$ 386,519</u>	<u>\$ 249,686</u>
<u>INJURY AND PROPERTY DAMAGE COST c/</u>							
<u>Injury and Property Damage Cost - Total</u> . . . . .	<u>\$ 17,199,190</u>	<u>\$ 16,501,470</u>	<u>\$ 36,281,117</u>	<u>\$ 50,420,543</u>	<u>\$ 46,029,735</u>	<u>\$ 40,346,344</u>	<u>\$ 18,361,415</u>
Non-Disabling Injuries (Military and Civilian) . . . . .	395,509	452,842	1,156,212	1,549,814	1,262,989	1,002,729	486,234
Disabling Injuries (Military and Civilian) . . . . .	14,858,489	14,829,057	32,999,995	44,867,019	41,518,109	37,035,236	16,596,418
USAF Property Damage . . . . .	1,945,192	1,219,571	2,124,910	4,003,710	3,248,637	2,308,379	1,278,763
<u>COST PER CAPITA</u>							
<u>Total Cost</u> . . . . .	<u>\$ 30.39</u>	<u>\$ 26.52</u>	<u>\$ 34.82</u>	<u>\$ 39.46</u>	<u>\$ 36.44</u>	<u>\$ 33.51</u>	<u>\$ 14.85</u>
Military . . . . .	\$ 36.98	\$ 33.11	\$ 40.72	\$ 45.56	\$ 42.56	\$ 39.43	\$ 17.38
Civilian . . . . .	\$ 4.18	\$ 3.71	\$ 10.05	\$ 8.46	\$ 6.09	\$ 3.74	\$ 1.80

a/ Not available.

b/ Excludes Foreign Nationals beginning September 1953.

c/ Excludes cost of tort claims.

Source: Assistant for Ground Safety, DCS/Personnel, Hq USAF

TABLE 30 - USAF MILITARY PERSONNEL INJURY EXPERIENCE, WORLDWIDE - FY 1955

(This is a modification of Table 20, FY 1954)

NOMENCLATURE	WORLDWIDE	CONTINENTAL US	OVERSEAS
Average Strength . . . . .	952,742	753,772	198,970
Man-Days Exposure - Total . . . . .	347,750,869	275,126,974	72,623,895
Injuries - Total . . . . .	97,288	70,905	26,383
Non-Disabling - Total a/ . . . . .	78,982	56,568	22,414
Disabling - Total . . . . .	18,306	14,337	3,969
On Duty - Total . . . . .	5,367	3,860	1,507
Off Duty - Total . . . . .	12,939	10,477	2,462
Temporary - Total . . . . .	17,422	13,584	3,838
On Duty . . . . .	5,267	3,794	1,473
Off Duty . . . . .	12,155	9,790	2,365
Permanent Impairment - Total . . . . .	54	47	7
On Duty . . . . .	10	8	2
Off Duty . . . . .	44	39	5
Fatality - Total . . . . .	830	706	124
On Duty . . . . .	90	58	32
Off Duty . . . . .	740	648	92
Man-Days Lost - Total . . . . .	265,924	215,037	50,887
On Duty . . . . .	66,507	47,030	19,477
Off Duty . . . . .	199,417	168,007	31,410
Injury Rate - Total (Per 100,000 Man-Days)	5.26	5.21	5.47
On Duty . . . . .	4.63	4.21	6.23
Off Duty . . . . .	5.58	5.71	5.09

a/ On Duty and Off Duty breaks were not available.

Source: Assistant for Ground Safety, DCS/Personnel, Hq USAF

TABLE 31 - USAF CIVILIAN PERSONNEL INJURY EXPERIENCE, WORLDWIDE - FY 1955

(Table below is a modification of Table 21, FY 1954)

NOMENCLATURE	WORLDWIDE	CONTINENTAL US	OVERSEAS
Average Strength . . . . .	274,993	261,105	13,888
Man-Hours Exposure - Total . . . . .	574,184,346	545,186,776	28,997,573
Injuries - Total . . . . .	63,071	61,902	1,169
Non Disabling - Total . . . . .	61,251	60,182	1,069
Disabling - Total . . . . .	1,820	1,720	100
Temporary Total . . . . .	1,812	1,714	98
Permanent Impairment . . . . .	1	1	-
Fatalities . . . . .	7	5	2
Man-Days Lost - Total . . . . .	20,615	19,588	1,027
Injury Rate (Per 1,000,000 Man-Hours) . . .	3.17	3.15	3.45

Source: Assistant for Ground Safety, DCS/Personnel, Hq USAF

TABLE 32 - USAF MOTOR VEHICLE ACCIDENT EXPERIENCE, WORLDWIDE - FY 1955

NOMENCLATURE	WORLDWIDE	CONTINENTAL US	OVERSEAS
Accident (Military and Civilian) - Total . .	5,435	3,332	2,103
Miles Operated - Total . . . . .	555,147,931	328,960,662	226,187,269
Accident Rate (Per 100,000 Miles) . . . . .	.98	1.01	.93

Source: Assistant for Ground Safety, DCS/Personnel, Hq USAF

TABLE 33 - USAF MILITARY PERSONNEL INJURY EXPERIENCE, BY COMMAND - FY 1955

(This is a new table and does not appear in the previous fiscal year Statistical Digest)

COMMAND	DISABLING INJURIES								NON-DIS- ABLING INJURIES
	Total Dis- abling Injuries	Fatal	Perm- anent Total	Perm- anent Partial	Temporary Total		Man-Days of Exposure	Rate	
					Number	Man-Days Lost			
<u>WORLDWIDE - TOTAL</u> . . . . .	<u>18,306</u>	<u>830</u>	<u>10</u>	<u>44</u>	<u>17,422</u>	<u>265,924</u>	<u>347,750,869</u>	<u>5.26</u>	<u>78,982</u>
<u>CONTINENTAL US - TOTAL</u> . . . . .	<u>14,337</u>	<u>706</u>	<u>10</u>	<u>37</u>	<u>13,584</u>	<u>215,037</u>	<u>275,126,974</u>	<u>5.21</u>	<u>56,568</u>
Air Defense Command . . . . .	1,743	104	2	3	1,634	27,706	26,153,641	6.66	8,828
Air Force Finance Division . . . . .	-	-	-	-	-	-	15,587	-	1
Air Materiel Command . . . . .	272	7	-	1	264	4,250	5,298,747	5.13	1,496
Air Proving Ground Command . . . . .	337	11	-	1	325	3,871	3,257,780	10.34	164
Air Research and Development Command . . . . .	577	12	-	-	565	7,461	7,398,144	7.80	2,447
Air Training Command . . . . .	3,722	184	6	8	3,524	58,228	86,614,022	4.30	15,063
Air University . . . . .	117	12	-	-	105	2,344	4,524,227	2.59	464
Continental Air Command . . . . .	599	45	-	2	552	9,557	14,706,550	4.07	2,191
Headquarters Command, USAF . . . . .	152	4	-	-	148	2,147	4,953,042	3.07	498
Headquarters, USAF . . . . .	7	2	-	-	5	77	1,097,854	.64	14
Military Air Transport Service . . . . .	1,971	80	2	3	1,886	28,764	34,071,418	5.78	7,359
Strategic Air Command . . . . .	3,740	185	-	14	3,541	52,775	64,095,998	5.83	12,827
Tactical Air Command . . . . .	959	55	-	4	900	15,852	17,560,859	5.46	4,598
Air Force Security Service . . . . .	141	5	-	1	135	2,005	5,379,105	2.62	618
<u>OVERSEAS - TOTAL</u> . . . . .	<u>3,969</u>	<u>124</u>	<u>-</u>	<u>7</u>	<u>3,838</u>	<u>50,887</u>	<u>72,623,895</u>	<u>5.47</u>	<u>22,414</u>
Alaskan Air Command . . . . .	359	19	-	-	340	4,415	6,649,137	5.40	1,572
Caribbean Air Command . . . . .	22	-	-	-	22	294	507,798	4.33	135
Far East Air Forces . . . . .	1,558	42	-	3	1,513	19,501	31,724,343	4.91	9,999
Northeast Air Command . . . . .	259	4	-	1	254	3,327	4,958,260	5.22	2,113
US Air Forces, Europe . . . . .	1,771	59	-	3	1,709	23,350	28,784,357	6.15	8,595

Source: Assistant for Ground Safety, DCS/Personnel, Hq USAF.

TABLE 34 - USAF CIVILIAN PERSONNEL INJURY EXPERIENCE, BY COMMAND - FY 1955

(This is a new table and does not appear in the previous fiscal year Statistical Digest)

COMMAND	DISABLING INJURIES								NON-DIS- ABLING INJURIES
	Total Dis- abling Injuries	Fatal	Perm- anent Total	Perm- anent Partial	Temporary Total		Man-Days of Exposure	Rate	
					Number	Man-Days Lost			
<u>WORLDWIDE - TOTAL</u> . . . . .	<u>1,820</u>	<u>7</u>	<u>1</u>	<u>-</u>	<u>1,812</u>	<u>20,615</u>	<u>574,184,346</u>	<u>3.17</u>	<u>61,251</u>
<u>CONTINENTAL US - TOTAL</u> . . . . .	<u>1,720</u>	<u>5</u>	<u>1</u>	<u>-</u>	<u>1,714</u>	<u>19,588</u>	<u>545,186,773</u>	<u>3.15</u>	<u>60,182</u>
Air Defense Command . . . . .	89	-	-	-	89	940	18,682,247	4.76	754
Air Force Finance Division . . . . .	11	-	-	-	11	91	4,398,470	2.50	198
Air Materiel Command . . . . .	808	2	1	-	805	8,977	324,221,964	2.49	47,242
Air Proving Ground Command . . . . .	28	-	-	-	28	305	4,948,662	5.66	144
Air Research and Development Command . . . . .	155	-	-	-	155	1,254	36,022,131	4.30	3,678
Air Training Command . . . . .	242	1	-	-	241	2,853	60,852,258	3.98	3,417
Air University . . . . .	12	-	-	-	12	94	4,268,237	2.81	61
Continental Air Command . . . . .	63	-	-	-	63	822	13,812,805	4.56	845
Headquarters Command, USAF . . . . .	28	-	-	-	28	289	9,898,180	2.83	264
Headquarters, USAF . . . . .	1	1	-	-	-	-	4,519,603	.22	-
Military Air Transport Service . . . . .	134	1	-	-	133	1,423	23,225,896	5.77	1,931
Strategic Air Command . . . . .	106	-	-	-	106	1,568	28,287,936	3.75	1,122
Tactical Air Command . . . . .	43	-	-	-	43	972	10,712,648	4.01	470
Air Force Security Service . . . . .	-	-	-	-	-	-	1,335,736	-	56
<u>OVERSEAS - TOTAL</u> . . . . .	<u>100</u>	<u>2</u>	<u>-</u>	<u>-</u>	<u>98</u>	<u>1,027</u>	<u>28,997,573</u>	<u>3.45</u>	<u>1,169</u>
Alaskan Air Command . . . . .	56	1	-	-	55	478	6,871,364	8.15	448
Caribbean Air Command . . . . .	-	-	-	-	-	-	393,824	-	3
Far East Air Forces . . . . .	6	-	-	-	6	111	6,147,095	.98	65
Northeast Air Command . . . . .	37	1	-	-	36	437	10,101,841	3.66	537
US Air Forces, Europe . . . . .	1	-	-	-	1	1	5,483,449	.18	16

Source: Assistant for Ground Safety, DCS/Personnel, Hq USAF.

TABLE 35 - USAF MOTOR VEHICLE DISABLING INJURY EXPERIENCE - FY 1955

(This is a new table and does not appear in the previous fiscal year Statistical Digest. Included are Military and On Duty Civilian Personnel.)

COMMAND	NUMBER OF ACCIDENTS	DISABLING INJURIES						INJURY COST
		Total Injuries	Fatal	Permanent Total	Permanent Partial	Temporary Total		
						Number	Man-Days Lost	
<u>WORLDWIDE - TOTAL</u> . . . . .	<u>5,435</u>	<u>578</u>	<u>31</u>	-	-	<u>547</u>	<u>10,664</u>	\$ <u>1,271,196</u>
<u>CONTINENTAL US - TOTAL</u> . . . . .	<u>3,332</u>	<u>327</u>	<u>19</u>	-	-	<u>308</u>	<u>6,166</u>	<u>759,184</u>
Air Defense Command . . . . .	428	28	-	-	-	28	468	12,904
Air Force Finance Division . . . . .	-	-	-	-	-	-	-	-
Air Materiel Command . . . . .	355	18	1	-	-	17	278	29,372
Air Proving Ground Command . . . . .	58	7	-	-	-	7	105	2,334
Air Research and Development Command . . . . .	153	22	2	-	-	20	360	73,128
Air Training Command . . . . .	682	77	3	-	-	74	1,158	129,000
Air University . . . . .	37	2	-	-	-	2	9	270
Continental Air Command . . . . .	194	29	5	-	-	24	902	184,432
Headquarters Command, USAF . . . . .	73	1	-	-	-	1	24	720
Headquarters, USAF . . . . .	3	1	1	-	-	-	-	25,000
Military Air Transport Service . . . . .	424	32	3	-	-	29	701	113,610
Strategic Air Command . . . . .	665	90	2	-	-	88	1,828	115,440
Tactical Air Command . . . . .	240	16	2	-	-	14	175	68,154
Air Force Security Service . . . . .	20	4	-	-	-	4	158	4,740
<u>OVERSEAS - TOTAL</u> . . . . .	<u>2,103</u>	<u>251</u>	<u>12</u>	-	-	<u>239</u>	<u>4,498</u>	\$ <u>512,012</u>
Alaskan Air Command . . . . .	191	14	-	-	-	14	187	5,610
Caribbean Air Command . . . . .	12	1	-	-	-	1	7	210
Far East Air Forces . . . . .	841	126	9	-	-	117	2,171	348,630
Northeast Air Command . . . . .	172	14	-	-	-	14	259	6,842
US Air Forces, Europe . . . . .	887	96	3	-	-	93	1,874	150,720

Source: Assistant for Ground Safety, DCS/Personnel, Hq USAF.

TABLE 36 - PRIVATE MOTOR VEHICLE DISABLING INJURY EXPERIENCE - FY 1955

(This is a new table and does not appear in the previous fiscal year Statistical Digest. Included are Military and On Duty Civilian Personnel.)

COMMAND	NUMBER OF ACCIDENTS	DISABLING INJURIES						INJURY COST
		Total Injuries	Fatal	Permanent Total	Permanent Partial	Temporary Total		
						Number	Man-Days Lost	
<u>WORLDWIDE - TOTAL</u> . . . . .	<u>4,822</u>	<u>6,040</u>	<u>588</u>	<u>8</u>	<u>25</u>	<u>5,419</u>	<u>122,674</u>	\$ <u>23,772,248</u>
<u>CONTINENTAL - TOTAL</u> . . . . .	<u>4,311</u>	<u>5,411</u>	<u>531</u>	<u>8</u>	<u>20</u>	<u>4,852</u>	<u>111,897</u>	<u>21,438,438</u>
Air Defense Command . . . . .	610	794	84	2	3	705	16,387	3,393,610
Air Force Finance Division . . . . .	-	-	-	-	-	-	-	-
Air Materiel Command . . . . .	123	123	5	-	-	118	2,602	228,792
Air Proving Ground Command . . . . .	61	86	6	-	1	79	1,923	289,690
Air Research and Development Command . . . . .	144	203	9	-	-	194	4,243	410,246
Air Training Command . . . . .	1,106	1,428	148	5	4	1,271	30,002	6,048,616
Air University . . . . .	49	57	9	-	-	48	1,491	328,230
Continental Air Command . . . . .	191	210	29	-	-	181	4,555	1,049,478
Headquarters Command, USAF . . . . .	41	44	3	-	-	41	852	120,060
Headquarters, USAF . . . . .	4	4	2	-	-	2	67	65,010
Military Air Transport Service . . . . .	510	611	50	1	2	558	12,852	2,108,780
Strategic Air Command . . . . .	1,113	1,414	143	-	7	1,264	27,466	5,629,256
Tactical Air Command . . . . .	323	397	39	-	2	356	8,727	1,576,310
Air Force Security Service . . . . .	36	40	4	-	1	35	730	190,360
<u>OVERSEAS - TOTAL</u> . . . . .	<u>511</u>	<u>629</u>	<u>57</u>	-	<u>5</u>	<u>567</u>	<u>10,777</u>	\$ <u>2,333,810</u>
Alaskan Air Command . . . . .	29	39	5	-	-	34	547	173,910
Caribbean Air Command . . . . .	3	3	-	-	-	3	24	720
Far East Air Forces . . . . .	110	115	7	-	2	106	1,607	354,710
Northeast Air Command . . . . .	19	16	1	-	-	15	225	38,250
US Air Forces, Europe . . . . .	350	456	44	-	3	409	8,374	1,766,220

Source: Assistant for Ground Safety, DCS/Personnel, Hq USAF.

TABLE 37 - USAF MILITARY PERSONNEL DISABLING INJURY EXPERIENCE BY DUTY STATUS - FY 1955

(This is a new table and does not appear in the previous fiscal year Statistical Digest)

NOMENCLATURE	TOTAL	ON-DUTY	OFF-DUTY
<u>WORLDWIDE</u>			
<u>Disabling Injuries - Total</u> . . . . .	<u>18,306</u>	<u>5,367</u>	<u>12,939</u>
Fatal . . . . .	830	90	740
Permanent Total . . . . .	10	-	10
Permanent Partial . . . . .	44	10	34
Temporary Total . . . . .	17,422	5,267	12,155
Man-Days Lost (Temporary Total) . . . . .	265,924	66,507	199,417
Disabling Injury Rate . . . . .	5.26	4.63	5.58
Man-Days of Exposure . . . . .	347,750,869	115,916,956	231,833,913
Disabling Injury Cost . . . . .	\$ 36,649,720	\$ 5,260,210	\$ 31,389,510
<u>CONTINENTAL US</u>			
<u>Disabling Injuries - Total</u> . . . . .	<u>14,337</u>	<u>3,860</u>	<u>10,477</u>
Fatal . . . . .	706	58	648
Permanent Total . . . . .	10	-	10
Permanent Partial . . . . .	37	8	29
Temporary Total . . . . .	13,584	3,794	9,790
Man-Days Lost (Temporary Total) . . . . .	215,037	47,030	168,007
Disabling Injury Rate . . . . .	5.21	4.21	5.71
Man-Days of Exposure . . . . .	275,126,974	91,708,991	183,417,983
Disabling Injury Cost . . . . .	\$ 30,916,110	\$ 3,581,900	\$ 27,334,210
<u>OVERSEAS</u>			
<u>Disabling Injuries - Total</u> . . . . .	<u>3,969</u>	<u>1,507</u>	<u>2,462</u>
Fatal . . . . .	124	32	92
Permanent Total . . . . .	-	-	-
Permanent Partial . . . . .	7	2	5
Temporary Total . . . . .	3,838	1,473	2,365
Man-Days Lost (Temporary Total) . . . . .	50,887	19,477	31,410
Disabling Injury Rate . . . . .	5.47	6.23	5.09
Man-Days of Exposure . . . . .	72,623,895	24,207,965	48,415,930
Disabling Injury Cost . . . . .	\$ 5,733,610	\$ 1,678,310	\$ 4,055,300

Source: Assistant for Ground Safety, DCS/Personnel, Hq USAF.

TABLE 38 - COST ANALYSIS OF USAF GROUND ACCIDENT EXPERIENCE - FY 1955

(Table below is a modification of Table 24, FY 1954. See Introduction to Ground Safety Area for Standard Cost factors.)

COST AND STRENGTH	WORLDWIDE	CONTINENTAL US	OVERSEAS
<u>COST PER CAPITA PER ANNUM - TOTAL</u> . . . . .	<u>\$33.07</u>	<u>\$33.38</u>	<u>\$31.60</u>
<u>MILITARY COST PER CAPITA PER ANNUM</u> . . . . .	<u>\$39.05</u>	<u>\$41.54</u>	<u>\$29.61</u>
<u>CIVILIAN COST PER CAPITA PER ANNUM</u> . . . . .	<u>\$3.50</u>	<u>\$3.41</u>	<u>\$5.17</u>
<u>ACCIDENT COST - TOTAL</u> . . . . .	<u>\$40,599,596</u>	<u>\$33,872,995</u>	<u>\$6,726,601</u>
<u>Cost of Military Injuries - Total</u> . . . . .	<u>\$37,202,594</u>	<u>\$31,312,086</u>	<u>\$5,890,508</u>
Non-Disabling Injuries . . . . .	552,874	395,976	156,898
<u>Disabling Injuries - Total</u> . . . . .	<u>36,649,720</u>	<u>30,916,110</u>	<u>5,733,610</u>
Temporary Total . . . . .	7,977,720	6,451,110	1,526,610
Permanent Impairment . . . . .	2,527,000	2,226,000	301,000
Fatalities . . . . .	26,145,000	22,239,000	3,906,000
<u>Cost of Civilian Injuries - Total</u> . . . . .	<u>\$962,367</u>	<u>\$890,506</u>	<u>\$71,861</u>
Non-Disabling Injuries . . . . .	428,757	421,274	7,483
<u>Disabling Injuries - Total</u> . . . . .	<u>533,610</u>	<u>469,232</u>	<u>64,378</u>
Temporary Total . . . . .	288,610	274,232	14,378
Permanent Impairment . . . . .	70,000	70,000	-
Fatalities . . . . .	175,000	125,000	50,000
<u>Cost of Vehicle Damage</u> <u>by all causes</u> . . . . .	<u>\$880,331</u>	<u>\$498,137</u>	<u>\$382,194</u>
<u>Cost of Aircraft Damage</u> <u>by all causes</u> . . . . .	<u>\$750,906</u>	<u>\$572,893</u>	<u>\$178,013</u>
<u>Cost of Other Property Damage</u> <u>by all causes - Total</u> . . . . .	<u>\$803,398</u>	<u>\$599,373</u>	<u>\$204,025</u>
<u>AVERAGE STRENGTH - TOTAL</u> . . . . .	<u>1,227,735</u>	<u>1,014,877</u>	<u>212,858</u>
Military . . . . .	952,742	753,772	198,970
Civilian . . . . .	274,993	261,105	13,888

Source: Assistant for Ground Safety, DCS/Personnel, Hq USAF



TABLE 39 - COST ANALYSIS OF USAF MILITARY PERSONNEL INJURY EXPERIENCE - FY 1955.

(This is a new table and does not appear in the previous fiscal year Statistical Digest. See Introduction to Ground Safety for Standard Cost Factors.)

COMMAND	AVERAGE STRENGTH	COST PER CAPITA	COSTS					NON-DISABLING INJURIES
			Total	Disabling Injuries				
				Fatal	Permanent Total	Permanent Partial	Temporary Total	
<u>WORLDWIDE - TOTAL</u> . . . . .	<u>952,742</u>	<u>\$ 39.05</u>	<u>\$ 37,202,594</u>	<u>\$ 26,145,000</u>	<u>\$ 635,000</u>	<u>\$ 1,892,000</u>	<u>\$ 7,977,720</u>	<u>\$ 552,874</u>
<u>CONTINENTAL US - TOTAL</u> . . . . .	<u>753,772</u>	<u>41.54</u>	<u>31,312,086</u>	<u>22,239,000</u>	<u>635,000</u>	<u>1,591,000</u>	<u>6,451,110</u>	<u>395,976</u>
Air Defense Command . . . . .	71,654	61.75	4,424,976	3,276,000	127,000	129,000	831,180	61,796
Air Force Finance Division . . . . .	43	.16	7	-	-	-	-	7
Air Materiel Command . . . . .	14,517	27.66	401,472	220,500	-	43,000	127,500	10,472
Air Proving Ground Command . . . . .	8,925	56.78	506,778	346,500	-	43,000	116,130	1,148
Air Research and Development Command . . . . .	20,269	30.54	618,959	378,000	-	-	223,830	17,129
Air Training Command . . . . .	237,299	35.29	8,373,281	5,796,000	381,000	344,000	1,746,840	105,441
Air University . . . . .	12,395	36.43	451,568	378,000	-	-	70,320	3,248
Continental Air Command . . . . .	40,292	44.81	1,805,547	1,417,500	-	86,000	286,710	15,337
Headquarters Command, USAF . . . . .	13,570	14.29	193,896	126,000	-	-	64,410	3,486
Headquarters, USAF . . . . .	3,008	21.74	65,408	63,000	-	-	2,310	98
Military Air Transport Service . . . . .	93,346	39.53	3,690,433	2,520,000	127,000	129,000	862,920	51,513
Strategic Air Command . . . . .	175,605	46.14	8,102,539	5,827,500	-	602,000	1,583,250	89,789
Tactical Air Command . . . . .	48,112	50.14	2,412,246	1,732,500	-	172,000	475,560	32,186
Air Force Security Service . . . . .	14,737	17.98	264,976	157,500	-	43,000	60,150	4,326
<u>OVERSEAS - TOTAL</u> . . . . .	<u>198,970</u>	<u>\$ 29.61</u>	<u>\$ 5,890,508</u>	<u>\$ 3,906,000</u>	<u>\$ -</u>	<u>\$ 301,000</u>	<u>\$ 1,526,610</u>	<u>\$ 156,898</u>
Alaskan Air Command . . . . .	18,217	40.73	741,954	598,500	-	-	132,450	11,004
Caribbean Air Command . . . . .	1,391	7.02	9,765	-	-	-	8,820	945
Far East Air Forces . . . . .	86,916	24.24	2,107,023	1,323,000	-	129,000	585,030	69,993
Northeast Air Command . . . . .	13,584	20.88	283,601	126,000	-	43,000	99,810	14,791
US Air Forces, Europe . . . . .	78,862	34.85	2,748,165	1,858,500	-	129,000	700,500	60,165

Source: Assistant for Ground Safety, DCS/Personnel, Hq USAF.

TABLE 40 - COST ANALYSIS OF USAF CIVILIAN PERSONNEL INJURY EXPERIENCE - FY 1955

(This is a new table and does not appear in the previous fiscal year Statistical Digest. See Introduction to Ground Safety for Standard Cost Factors.)

COMMAND	AVERAGE STRENGTH	COST PER CAPITA	COSTS					NON-DISABLING INJURIES
			Total	Disabling Injuries				
				Fatal	Permanent Total	Permanent Partial	Temporary Total	
<u>WORLDWIDE - TOTAL</u> . . . . .	274,993	\$ 3.50	\$ 962,367	\$ 175,000	\$ 70,000	-	\$ 288,610	\$ 428,757
<u>CONTINENTAL US - TOTAL</u> . . . . .	261,105	3.41	890,506	125,000	70,000	-	274,232	421,274
Air Defense Command . . . . .	8,947	2.06	18,438	-	-	-	13,160	5,278
Air Force Finance Division . . . . .	2,107	1.26	2,660	-	-	-	1,274	1,386
Air Materiel Command . . . . .	155,279	3.71	576,372	50,000	70,000	-	125,678	330,694
Air Proving Ground Command . . . . .	2,370	2.23	5,278	-	-	-	4,270	1,008
Air Research and Development Command . . . . .	17,252	2.51	43,302	-	-	-	17,556	25,746
Air Training Command . . . . .	29,144	3.05	88,861	25,000	-	-	39,942	23,919
Air University . . . . .	2,044	.85	1,743	-	-	-	1,316	427
Continental Air Command . . . . .	6,615	2.63	17,423	-	-	-	11,508	5,915
Headquarters Command, USAF . . . . .	4,740	1.24	5,894	-	-	-	4,046	1,848
Headquarters, USAF . . . . .	2,165	11.55	25,000	25,000	-	-	-	-
Military Air Transport Service . . . . .	11,123	5.25	58,439	25,000	-	-	19,922	13,517
Strategic Air Command . . . . .	13,548	2.20	29,806	-	-	-	21,952	7,854
Tactical Air Command . . . . .	5,131	3.29	16,898	-	-	-	13,608	3,290
Air Force Security Service . . . . .	640	.61	392	-	-	-	-	392
<u>OVERSEAS - TOTAL</u> . . . . .	13,888	\$ 5.17	\$ 71,861	\$ 50,000	-	-	\$ 14,378	\$ 7,483
Alaskan Air Command . . . . .	3,291	10.58	34,828	25,000	-	-	6,692	3,136
Caribbean Air Command . . . . .	189	.11	21	-	-	-	-	21
Far East Air Forces . . . . .	2,944	.68	2,009	-	-	-	1,554	455
Northeast Air Command . . . . .	4,838	7.21	34,877	25,000	-	-	6,118	3,759
US Air Forces, Europe . . . . .	2,626	.05	126	-	-	-	14	112

Source: Assistant for Ground Safety, DCS/Personnel, Hq USAF.

TABLE 41 - USAF GROUND ACCIDENT COST ANALYSIS BY COST PER CAPITA, BY COMMAND - FY 1955

(See Introduction to Ground Safety Area for Standard Cost Factors)

MONTH	CONTINENTAL US						
	Total	Air Defense Command	Air Force Finance Division	Air Materiel Command	Air Proving Ground Command	Air Research and Development Command	Air Training Command
July (1954)	\$ 3.11	\$ 5.54	\$ .05	\$ .33	\$ .81	\$ .51	\$ 2.74
August	3.12	5.69	.04	.37	1.19	.54	3.47
September	2.79	6.82	.03	.38	.63	1.75	2.89
October	3.10	5.61	.07	.57	8.76	.63	3.31
November	2.43	3.79	.07	.75	5.75	1.82	2.01
December	3.68	6.64	.15	.92	1.00	4.25	3.34
January (1955)	2.25	3.30	.14	.33	.83	.66	1.98
February	2.07	3.74	.03	.36	1.06	3.25	1.68
March	2.74	3.24	.33	.58	6.36	1.48	3.43
April	2.36	2.28	.06	1.06	3.46	.48	2.48
May	2.38	4.82	.08	.59	6.52	.71	1.77
June	3.40	5.68	.16	.75	9.63	2.78	3.70

MONTH	CONTINENTAL US (CONTINUED)						
	Air University	Conti-mental Air Command	Head-quarters Command USAF	Military Air Transport Service	Strategic Air Command	Tactical Air Command	USAF Security Service
July (1954)	\$ 5.25	\$ 5.32	\$ .64	\$ 3.79	\$ 4.68	\$ 4.65	\$ .33
August	.08	1.41	.21	5.03	3.70	6.28	.76
September	5.25	3.81	.40	2.69	3.35	2.62	2.55
October	.23	5.85	.42	2.69	4.02	4.62	.38
November	7.19	3.33	4.13	2.22	2.77	4.04	2.79
December	7.17	4.46	.41	2.91	5.04	6.41	2.97
January (1955)	2.67	2.05	.63	2.94	4.02	2.66	2.66
February	.22	2.02	.13	3.11	2.57	3.95	.22
March	2.80	3.32	.51	2.80	3.48	3.94	2.22
April	.37	3.41	.21	2.54	3.66	2.76	.37
May	.76	2.55	3.31	3.99	3.41	2.10	.08
June	.58	3.31	.22	4.30	4.16	4.92	2.18

MONTH	OVERSEAS					
	Total	Alaskan Air Command	Caribbean Air Command	Far East Air Forces	Northeast Air Command	US Air Forces in Europe
July (1954)	\$ 2.25	\$ 3.45	\$ .29	\$ 1.52	\$ .35	\$ 3.71
August	3.69	.41	.85	2.77	1.38	6.41
September	2.42	4.87	.35	1.65	.93	3.08
October	3.50	6.77	.29	3.22	3.05	3.12
November	2.17	3.24	.89	2.07	2.13	2.00
December	4.24	3.21	.17	4.77	1.82	4.57
January (1955)	2.20	2.17	.08	1.76	4.16	2.32
February	1.53	3.57	1.38	1.40	.69	1.30
March	1.98	2.57	.78	1.38	1.16	2.65
April	2.36	2.02	1.41	2.18	.61	3.03
May	2.48	5.08	.83	2.62	.72	2.13
June	2.59	4.20	.45	1.46	4.02	2.98

Source: Assistant for Ground Safety, DCS/Personnel, Hq USAF.

TABLE 42 - USAF MOTOR VEHICLE GROUND ACCIDENT EXPERIENCE - FY 1955  
 (This is a new table and does not appear in the previous fiscal year Statistical Digest. Included are Military and On Duty Civilian Personnel. See Introduction to Ground Safety for Basic Costs Per Injury.)

COMMAND	NUMBER OF ACCIDENTS	MILES OPERATED	ACCIDENT RATE	COST							AVERAGE COST PER USAF VEHICLE ACCIDENT
				Total Cost	USAF Property Damaged			Disabling Injury Cost (Military and Civilian)			
					Total Cost	USAF Motor Vehicles			Other USAF Property Damaged in Accidents		
						Cost	Number Damaged			Days Out of Service	
<u>WORLDWIDE - TOTAL</u> . . . . .	<u>5,435</u>	<u>555,147,931</u>	<u>.98</u>	<u>\$ 2,419,826</u>	<u>\$ 1,148,630</u>	<u>\$ 857,091</u>	<u>4,438</u>	<u>38,329</u>	<u>\$ 291,539</u>	<u>\$ 1,271,196</u>	<u>\$ 445</u>
<u>CONTINENTAL US - TOTAL</u> . . . . .	<u>3,332</u>	<u>328,960,662</u>	<u>1.01</u>	<u>1,408,972</u>	<u>649,788</u>	<u>482,156</u>	<u>2,735</u>	<u>19,684</u>	<u>167,632</u>	<u>759,184</u>	<u>423</u>
Air Defense Command . . . . .	428	31,335,298	1.37	82,498	69,514	55,161	333	3,131	14,353	12,984	193
Air Force Finance Division . . . . .	-	59,920	-	-	-	-	-	-	-	-	-
Air Materiel Command . . . . .	355	45,906,934	.77	73,827	44,455	32,385	315	1,149	12,070	29,372	208
Air Proving Ground Command . . . . .	58	6,753,726	.86	10,651	8,317	7,675	47	266	642	2,334	184
Air Research and Development Command . . . . .	153	15,588,302	.98	98,270	25,142	20,336	128	966	4,806	73,128	642
Air Training Command . . . . .	682	65,148,175	1.05	242,201	113,201	74,429	581	3,262	38,772	129,000	355
Air University . . . . .	37	4,756,040	.78	7,494	7,224	6,219	37	268	1,005	270	203
Continental Air Command . . . . .	194	12,749,493	1.52	251,166	66,734	63,254	162	1,903	3,480	184,432	1,295
Headquarters Command, USAF . . . . .	73	11,132,550	.66	10,719	9,999	9,777	74	380	222	720	147
Headquarters, USAF . . . . .	3	254,950	1.18	25,000	-	-	-	-	-	25,000	8,333
Military Air Transport Service . . . . .	424	43,082,050	.98	196,338	82,728	60,559	270	2,448	22,169	113,610	463
Strategic Air Command . . . . .	665	70,294,456	.95	279,097	163,657	113,483	569	3,715	50,174	115,440	420
Tactical Air Command . . . . .	240	18,646,267	1.29	124,013	55,859	36,007	205	1,924	19,852	68,154	517
Air Force Security Service . . . . .	20	3,252,501	.61	7,698	2,958	2,871	14	272	87	4,740	385
<u>OVERSEAS - TOTAL</u> . . . . .	<u>2,103</u>	<u>226,187,269</u>	<u>.93</u>	<u>\$ 1,010,854</u>	<u>\$ 498,842</u>	<u>\$ 374,935</u>	<u>1,703</u>	<u>18,645</u>	<u>\$ 123,907</u>	<u>\$ 512,012</u>	<u>\$ 481</u>
Alaskan Air Command . . . . .	191	25,499,721	.75	64,856	59,246	18,783	143	812	40,463	5,610	340
Caribbean Air Command . . . . .	12	2,219,742	.54	2,808	2,598	1,168	11	70	1,430	210	234
Far East Air Forces . . . . .	841	95,855,584	.88	558,813	210,183	166,624	644	9,099	43,559	348,630	664
Northeast Air Command . . . . .	172	11,997,801	1.43	51,436	44,594	33,431	157	1,064	11,163	6,842	299
US Air Forces, Europe . . . . .	887	90,614,421	.98	332,941	182,221	154,929	748	7,600	27,292	150,720	375

Source: Assistant for Ground Safety, DCS/Personnel, Hq USAF.

TABLE 43 - USAF AIRCRAFT DAMAGED FROM GROUND ACCIDENTS - FY 1955

(This is a new table and does not appear in the previous fiscal year Statistical Digest. Included are Reportable Accidents Valued at \$25,00 or more.)

COMMAND	COST	NUMBER DAMAGED	DAYS OUT OF SERVICE
<u>WORLDWIDE - TOTAL</u> . . . . .	<u>\$ 750,906</u>	<u>836</u>	<u>4,088</u>
<u>CONTINENTAL US - TOTAL</u> . . . . .	<u>572,893</u>	<u>674</u>	<u>3,151</u>
Air Defense Command . . . . .	34,991	46	349
Air Force Finance Division . . . . .	-	-	-
Air Materiel Command . . . . .	55,416	139	261
Air Proving Ground Command . . . . .	4,119	9	51
Air Research and Development Command . . . . .	15,423	24	109
Air Training Command . . . . .	94,111	114	531
Air University . . . . .	958	3	3
Continental Air Command . . . . .	7,145	13	57
Headquarters Command, USAF . . . . .	403	3	7
Headquarters, USAF . . . . .	-	-	-
Military Air Transport Service . . . . .	149,830	131	871
Strategic Air Command . . . . .	137,239	119	407
Tactical Air Command . . . . .	42,956	72	504
Air Force Security Service . . . . .	302	1	1
<u>OVERSEAS - TOTAL</u> . . . . .	<u>\$ 178,013</u>	<u>162</u>	<u>937</u>
Alaskan Air Command . . . . .	59,791	25	113
Caribbean Air Command . . . . .	1,350	1	5
Far East Air Forces . . . . .	51,703	59	385
Northeast Air Command . . . . .	15,120	20	50
U S Air Forces, Europe . . . . .	50,049	57	384

Source: Assistant for Ground Safety, DCS/Personnel, Hq USAF.






# Aircraft and Materiel



**PART IV**





## AIRCRAFT - MATERIEL

### INTRODUCTION AND DEFINITIONS

The tables included in this section provide summary data pertaining to the procurement, production, inventory, status, deployment, and disposition of USAF aircraft, and similar information for other major items of materiel in the USAF during the Fiscal Year 1955. Production data for aircraft and guided missiles are obtained under the provision of AF Regulation 67-62, dated 6 August 1954.

In addition to information reflecting the status of aircraft procurement and production, these data contain the following information by type and model of aircraft: Total aircraft inventory, active and inactive aircraft inventory, planned program, aircraft in and out of commission, aircraft in storage, aircraft excess to all military requirements, aircraft production, gains and losses to the aircraft inventory, and a summary of active and inactive aircraft by functional distribution.

The classification of aircraft herein is in accordance with AF Regulation 65-60, dated 15 June 1955, Aeronautical Board Memorandum, dated 21 October 1947, and the latest AF Technical Orders and other authorizations. The type classification is generally based upon the basic type designator or the prefix preceding the basic type designator of each aircraft model. A prefix is assigned an aircraft model when the aircraft is modified to perform a function (indicated by the prefix) other than its basically designated purpose. The classification into FIRST AND SECOND-LINE categories is in accordance with HOI 27-2, dated 16 March 1954 and as specified in PEACETIME PLANNING FACTORS MANUAL AS OF JUNE 1954.

The following definitions apply to the terms herein -

**AIRCRAFT:** Any weight carrying structure for navigation of the air, designed to be supported either by buoyancy of the structure, or by the dynamic action of the air against its surface. All aircraft which have been accepted by the USAF and USAF Reserve Forces and which are currently in the accountable inventory are included, except Class 01Z aircraft which are shown separately.

**AIRPLANES:** All aircraft except aerial target type aircraft.

**ACTIVE AIRCRAFT INVENTORY:** The number of aircraft provided an organization in the accomplishment of its mission - aircraft undergoing maintenance, administrative aircraft, test aircraft (excluding those test aircraft on bailment and X-prefixed models), aircraft provided for operational support, active project aircraft and enroute aircraft.

**INACTIVE AIRCRAFT INVENTORY:** Storage aircraft, flyable inactive aircraft, aircraft undergoing modification, aircraft on loan, bailment contract (except those bailed for maintenance), X-prefixed aircraft, aircraft declared excess to requirements, aircraft recommended for reclamation, aircraft on project for assignment to a non-USAF activity, inactive project aircraft, and aircraft accepted by USAF but not delivered to recipient.

**FIRST AND SECOND-LINE AIRCRAFT:** The classification of aircraft into first and second-line categories is in accordance with the provisions of HOI 27-2, dated 16 March 1954, and the first-line life specified in PEACETIME PLANNING FACTORS MANUAL AS OF JUNE 1954.

**ACCEPTANCE:** Aircraft which have been shop-assembled and fully inspected by constituted USAF or Navy production authorities; and the title, responsibility, and accountability assumed by the contracting agency or recipient.

**IN COMMISSION:** In commission means that an aircraft, without additional repair or maintenance, is safe and capable of normal flight operations. This does not necessarily indicate that the aircraft is capable of performing a specific mission such as combat, photo, etc., but merely that the aircraft is flyable and that the Form 1 and the Form 41B do not bear a red cross. Weather, runway conditions, shortage of operations personnel, or other factors not relating to the aircraft itself will not cause an aircraft to be reported "out of commission".

**A O C P:** "Aircraft Out of Commission Awaiting Parts" are those aircraft not flyable as indicated by a red cross on Form 1 and Form 41B, solely due to lack of parts. Aircraft will not be reported as awaiting parts unless the required parts have been requisitioned from the normal supply source at the station where the aircraft is located and notification has been received from the normal supply source that the parts are not available. This category does not include those aircraft awaiting parts required for the performance of modifications defined in AF Regulation 65-60.

**AIRFRAME WEIGHT:** The weight of the assembled principal structural components of an airplane. It includes hull or fuselage, wings, stabilizers, vertical fins, control surfaces, landing gear, and nacelles.

**GUIDED AIRCRAFT ROCKET:** A type of self-propelled aircraft armament normally carried by piloted aircraft and which, after launching, can be guided to the target which it destroys by means of an explosive war-head.

**USAF GUIDED MISSILES:** An unmanned vehicle moving above (about) the earth's surface whose trajectory or flight path is capable of being altered by a mechanism within the vehicle.

**USAF AMMUNITION:** All stocks of serviceable and suspended Air Force ammunition items physically on hand.

**CLASS 01Z:** Complete aircraft used for ground instructional training.

**TABLE 44 - U.S. MILITARY AIRCRAFT ACCEPTANCES BY RECIPIENT  
SEMI-ANNUAL, FISCAL YEAR 1955**

(For comparative purposes to the previous fiscal year table, see Table 25, Statistical Digest 1954.)

TYPE, MODEL, SERIES AND MANUFACTURER	TOTAL ACCEPTANCES		JUL 54 THRU DEC 54		JAN 55 THRU JUN 55	
	UNITS	AIRFRAME WEIGHT (000's lbs.)	UNITS	AIRFRAME WEIGHT (000's lbs.)	UNITS	AIRFRAME WEIGHT (000's lbs.)
<b>TOTAL MILITARY ACCEPTANCES</b>	<b>8,460</b>	<b>126,503.2</b>	<b>4,085</b>	<b>62,342.3</b>	<b>4,375</b>	<b>63,160.9</b>
<b>RECIPIENT:</b>						
USAF . . . . .	4,830	94,585.4	2,513	50,493.2	2,317	44,092.2
NAVY . . . . .	2,160	22,875.5	1,048	11,710.4	1,112	11,165.1
COAST GUARD. . . . .	1	3.6	1	3.6	-	-
MDAP . . . . .	866	7,835.8	99	551.9	767	7,283.9
ARMY . . . . .	603	1,202.9	424	583.2	179	619.7
			<b>U.S. AIR FORCES</b>			
<b>BOMBER</b>	<b>570</b>	<b>26,485.2</b>	<b>277</b>	<b>13,328.1</b>	<b>293</b>	<b>13,157.1</b>
B-36J Convair . . . . .	5	597.0	5	597.0	-	-
B-47E Boeing, Douglas, Lockheed. . . . .	408	21,683.1	213	11,307.2	195	10,375.9
B-52A Boeing. . . . .	2	220.4	2	220.4	-	-
B-52B Boeing. . . . .	13	1,476.7	2	228.2	11	1,248.5
B-57B Martin. . . . .	123	2,152.4	54	947.7	69	1,214.7
B-57C Martin. . . . .	18	318.0	-	-	18	318.0
B-66F Douglas . . . . .	1	27.6	1	27.6	-	-
<b>FIGHTER</b>	<b>2,523</b>	<b>27,256.8</b>	<b>1,244</b>	<b>13,477.1</b>	<b>1,279</b>	<b>13,779.7</b>
F-84F Republic & Gen. Motors. . . . .	777	7,880.5	417	4,103.3	360	3,777.2
F-86D N. American, Ing. . . . .	850	7,376.8	470	4,042.0	390	3,334.8
F-86H N. American, Col. . . . .	378	3,124.8	138	1,138.5	240	1,986.3
F-89D Northrop. . . . .	300	6,363.6	150	3,360.0	150	3,003.6
YF-89E Northrop. . . . .	1	20.0	1	20.0	-	-
XF-91 Republic. . . . .	1	8.9	1	8.9	-	-
F-100A N. American, Ing. . . . .	165	1,968.3	56	663.6	109	1,304.7
F-100C N. American, Ing. . . . .	16	201.6	1	12.6	15	189.0
F-101A McDonnell . . . . .	15	183.0	4	48.8	11	134.2
YF-102 Convair. . . . .	5	66.2	5	66.2	-	-
YF-102A Convair. . . . .	4	49.9	-	-	4	49.9
F-102A Convair. . . . .	1	13.2	1	13.2	-	-
<b>RECONNAISSANCE</b>	<b>360</b>	<b>11,501.1</b>	<b>146</b>	<b>6,213.6</b>	<b>214</b>	<b>5,187.5</b>
RB-47E Boeing. . . . .	139	7,715.1	85	4,709.0	54	3,006.1
RB-57A Martin. . . . .	18	309.6	18	309.6	-	-
RB-66A Douglas . . . . .	4	110.4	4	110.4	-	-
RB-66B Douglas . . . . .	4	109.7	2	55.3	2	54.4
RF-84F Republic. . . . .	163	1,669.5	19	191.9	144	1,477.6
YRF-101A McDonnell . . . . .	2	26.6	-	-	2	26.6
RC-121C Lockheed. . . . .	3	150.6	3	150.6	-	-
RC-121D Lockheed . . . . .	27	1,409.6	15	786.8	12	622.8
<b>TANKER</b>	<b>166</b>	<b>9,614.2</b>	<b>102</b>	<b>5,900.7</b>	<b>64</b>	<b>3,713.5</b>
TC-97G Boeing. . . . .	166	9,614.2	102	5,900.7	64	3,713.5
<b>CARGO</b>	<b>369</b>	<b>14,167.6</b>	<b>194</b>	<b>7,886.7</b>	<b>175</b>	<b>6,280.9</b>
C-118A Douglas . . . . .	52	2,122.8	20	807.1	32	1,315.7
C-119G Fairchild . . . . .	151	4,349.8	93	2,506.3	68	1,843.5
C-121C Lockheed. . . . .	1	54.0	-	-	1	54.0
YC-121E Lockheed. . . . .	1	51.2	1	51.2	-	-
YC-121F Lockheed. . . . .	2	102.3	-	-	2	102.3
C-1239 Fairchild . . . . .	11	244.1	2	43.8	9	200.3
XC-123D Stroukoff . . . . .	1	25.0	-	-	1	25.0
C-124C Douglas . . . . .	70	5,680.3	47	3,814.0	23	1,866.3
YC-130 Lockheed. . . . .	2	86.4	1	43.2	1	43.2
C-130A Lockheed. . . . .	1	42.4	-	-	1	42.4
C-131A Convair . . . . .	17	346.8	17	346.8	-	-
C-131B Convair . . . . .	23	484.4	1	21.1	22	463.3
C-131D Convair . . . . .	27	578.1	12	253.2	15	324.9

408  
-137  
547

**TABLE 44 - U.S. MILITARY AIRCRAFT ACCEPTANCES BY RECIPIENT**  
**SEMI-ANNUAL, FISCAL YEAR 1955 (CONTINUED)**

(For comparative purposes to the previous fiscal year table, see Table 25, Statistical Digest 1954.)

TYPE, MODEL, SERIES AND MANUFACTURER	TOTAL ACCEPTANCES		JUL 54 THRU DEC 54		JAN 55 THRU JUN 55	
	UNITS	AIRFRAME WEIGHT (000's lbs.)	UNITS	AIRFRAME WEIGHT (000's lbs.)	UNITS	AIRFRAME WEIGHT (000's lbs.)
<b>U.S. AIR FORCES (Cont'd)</b>						
<b>TRAINERS</b>	<u>743</u>	<u>5,088.5</u>	<u>490</u>	<u>1,315.1</u>	<u>253</u>	<u>1,773.4</u>
T-29C Convair . . . . .	55	1,180.2	36	774.0	19	406.2
T-29D Convair . . . . .	60	1,258.8	26	548.6	34	710.2
T-33A Lockheed . . . . .	420	2,349.5	331	1,853.6	89	495.9
T-34A Beech . . . . .	205	293.7	95	134.7	110	159.0
XT-37 Cessna . . . . .	3	6.3	2	4.2	1	2.1
<b>LIAISON</b>	<u>1</u>	<u>2.5</u>	-	-	<u>1</u>	<u>2.5</u>
XL-23C Beech . . . . .	1	2.5	-	-	1	2.5
<b>HELICOPTER</b>	<u>92</u>	<u>462.4</u>	<u>59</u>	<u>264.8</u>	<u>38</u>	<u>197.6</u>
H-19B Sikorsky . . . . .	44	169.3	44	169.3	-	-
H-21A Piasecki . . . . .	10	62.5	10	62.5	-	-
H-21B Piasecki . . . . .	43	230.6	5	33.0	38	197.6
<b>SPECIAL RESEARCH</b>	<u>1</u>	<u>7.1</u>	<u>1</u>	<u>7.1</u>	-	-
X-1A Douglas . . . . .	1	7.1	1	7.1	-	-
<b>NAVY</b>						
<b>BOMBER</b>	<u>904</u>	<u>11,815.1</u>	<u>493</u>	<u>6,561.8</u>	<u>411</u>	<u>5,253.3</u>
P2V-5 Lockheed . . . . .	33	999.0	33	999.0	-	-
P2V-7 Lockheed . . . . .	38	1,094.4	17	489.6	21	604.8
YP2V-7 Lockheed . . . . .	3	87.4	3	87.4	-	-
P5K-2 Martin . . . . .	31	1,045.3	15	506.1	16	539.2
WV-2 Lockheed . . . . .	24	1,267.7	16	837.3	8	430.4
WV-3 Lockheed . . . . .	8	430.4	-	-	8	430.4
AD-5 Douglas . . . . .	43	357.1	43	357.1	-	-
AD-5N Douglas . . . . .	176	1,482.1	105	871.5	71	610.6
AD-5W Douglas . . . . .	101	819.5	26	212.0	75	607.5
AD-6 Douglas . . . . .	218	1,576.0	106	802.4	112	873.6
A3D-1 Douglas . . . . .	7	166.7	1	24.0	6	142.7
A4D-1 Douglas . . . . .	2	11.0	2	11.0	-	-
YA4D-1 Douglas . . . . .	6	29.4	2	9.8	4	19.6
S2F-1 Grumman . . . . .	180	1,974.6	117	1,278.5	63	696.1
S2F-2 Grumman . . . . .	34	374.5	7	76.1	27	298.4
<b>FIGHTER</b>	<u>723</u>	<u>7,204.4</u>	<u>335</u>	<u>3,310.8</u>	<u>388</u>	<u>3,893.6</u>
F-3H-1 McDonnell . . . . .	60	792.7	29	378.9	31	413.8
F3H-2N McDonnell . . . . .	8	116.8	1	14.6	7	102.2
F4D-1 Douglas . . . . .	12	103.5	3	26.1	9	77.4
F7U-3 Chance Vought . . . . .	21	273.0	21	273.0	-	-
F7U-3N Chance Vought . . . . .	56	776.4	17	234.3	39	542.1
F7U-3P Chance Vought . . . . .	11	150.2	5	68.3	6	81.9
F9F-8 Grumman . . . . .	285	2,563.4	136	1,213.4	150	1,350.0
F9F-9 Grumman . . . . .	5	42.5	3	25.5	2	17.0
F11F-1 Grumman . . . . .	1	8.5	-	-	1	8.5
FJ-2 N. American . . . . .	39	339.2	39	339.2	-	-
FJ-3 N. American . . . . .	219	1,993.7	79	719.7	140	1,274.0
FJ-4 N. American . . . . .	5	44.5	2	17.8	3	26.7
<b>TRANSPORT</b>	<u>20</u>	<u>851.3</u>	<u>11</u>	<u>648.0</u>	<u>9</u>	<u>203.3</u>
R3Y-1 Convair . . . . .	3	183.9	2	122.3	1	61.6
R3Y-2 Convair . . . . .	6	384.0	5	319.5	1	64.5
R7V-1 Lockheed . . . . .	2	101.8	2	101.8	-	-
R7V-2 Lockheed . . . . .	2	104.4	2	104.4	-	-
TF-1 Grumman . . . . .	7	77.2	-	-	7	77.2
<b>TRAINER</b>	<u>403</u>	<u>1,895.9</u>	<u>176</u>	<u>787.8</u>	<u>227</u>	<u>1,108.1</u>
T-28B N. American . . . . .	194	772.7	119	472.7	75	300.0
TV-2(T-33A) Lockheed . . . . .	198	1,106.7	56	313.6	142	793.1
T-34B Beech . . . . .	11	16.5	1	1.5	10	15.0

TABLE 44 - U.S. MILITARY AIRCRAFT ACCEPTANCES BY RECIPIENT  
SEMI-ANNUAL, FISCAL YEAR 1955 (CONTINUED)

(For comparative purposes to the previous fiscal year table, see Table 25, Statistical Digest 1954.)

TYPE, MODEL, SERIES AND MANUFACTURER	TOTAL ACCEPTANCES		JUL 54 THRU DEC 54		JAN 55 THRU JUN 55	
	UNITS	AIRFRAME WEIGHT (000's lbs.)	UNITS	AIRFRAME WEIGHT (000's lbs.)	UNITS	AIRFRAME WEIGHT (000's lbs.)
NAVY (Cont'd)						
<u>HELICOPTER</u>	<u>70</u>	<u>391.6</u>	<u>15</u>	<u>86.2</u>	<u>55</u>	<u>304.9</u>
HCK-1 Faman . . . . .	7	18.9	4	10.8	3	8.1
HSL-1 Bell . . . . .	18	169.0	4	36.0	14	133.0
HSS-1 Sikorsky . . . . .	32	183.7	7	39.9	25	143.8
HHL-6 Bell . . . . .	13	20.0	-	-	13	20.0
<u>UTILITY</u>	<u>24</u>	<u>357.0</u>	<u>12</u>	<u>177.0</u>	<u>12</u>	<u>180.0</u>
UF-1 Grumman . . . . .	24	357.0	12	177.0	12	180.0
<u>LIGHTER THAN AIR</u>	<u>16</u>	<u>360.2</u>	<u>6</u>	<u>138.3</u>	<u>10</u>	<u>221.9</u>
ZPG-2 Goodyear . . . . .	1	38.8	1	38.8	-	-
ZPG-2W Goodyear . . . . .	1	38.5	-	-	1	38.5
ZSG Goodyear . . . . .	5	99.5	5	99.5	-	-
ZSG-4 Goodyear . . . . .	8	159.2	-	-	8	159.2
ZS20-1 Goodyear . . . . .	1	24.2	-	-	1	24.2
COAST GUARD						
<u>HELICOPTER</u>	<u>1</u>	<u>3.6</u>	<u>1</u>	<u>3.6</u>	<u>-</u>	<u>-</u>
HC4S-3 . . . . .	1	3.6	1	3.6	-	-
MUTUAL DEFENSE ASSISTANCE PROGRAM						
<u>BOMBER</u>	<u>19</u>	<u>578.4</u>	<u>-</u>	<u>-</u>	<u>19</u>	<u>578.4</u>
P2V-7 a/ . . . . .	19	578.4	-	-	19	578.4
<u>FIGHTER</u>	<u>460</u>	<u>4,666.3</u>	<u>7</u>	<u>70.7</u>	<u>453</u>	<u>4,595.6</u>
F-84F . . . . .	439	4,482.5	7	70.7	432	4,411.8
F-86F . . . . .	21	183.8	-	-	21	183.8
<u>RECONNAISSANCE</u>	<u>132</u>	<u>959.1</u>	<u>18</u>	<u>100.8</u>	<u>114</u>	<u>858.3</u>
RF-84F . . . . .	47	484.6	-	-	47	484.6
RF-33A . . . . .	85	474.5	18	100.8	67	373.7
<u>CARGO</u>	<u>15</u>	<u>406.7</u>	<u>3</u>	<u>80.9</u>	<u>12</u>	<u>325.8</u>
C-119G a/ . . . . .	15	406.7	3	80.9	12	325.8
<u>TRAINER</u>	<u>196</u>	<u>1,092.7</u>	<u>36</u>	<u>201.6</u>	<u>160</u>	<u>891.1</u>
T-33A . . . . .	196	1,092.7	36	201.6	160	891.1
<u>HELICOPTER</u>	<u>44</u>	<u>132.6</u>	<u>35</u>	<u>97.9</u>	<u>9</u>	<u>34.7</u>
H-19B . . . . .	18	69.2	9	34.5	9	34.7
H-21A a/ . . . . .	6	37.4	6	37.4	-	-
H-23B b/ . . . . .	20	26.0	20	26.0	-	-
ARMY						
<u>LIAISON AND UTILITY</u>	<u>438</u>	<u>433.0</u>	<u>369</u>	<u>315.6</u>	<u>69</u>	<u>117.4</u>
L-19A . . . . .	84	75.6	84	75.6	-	-
L-20A . . . . .	128	204.8	66	105.6	62	99.2
L-20A c/ . . . . .	3	4.8	3	4.8	-	-
L-21B c/ . . . . .	216	129.6	216	129.6	-	-
L-26A . . . . .	1	2.6	-	-	1	2.6
YU-1 . . . . .	6	15.6	-	-	6	15.6

TABLE 44 - U.S. MILITARY AIRCRAFT ACCEPTANCES BY RECIPIENT  
SEMI-ANNUAL, FISCAL YEAR 1955 (CONTINUED)

(For comparative purposes to the previous fiscal year table, see Table 25, Statistical Digest 1954.)

TYPE, MODEL, SERIES AND MANUFACTURER	TOTAL ACCEPTANCES		JUL 54 THRU DEC 54,		JAN 55 THRU JUN 55	
	UNITS	AIRFRAME WEIGHT (000's lbs.)	UNITS	AIRFRAME WEIGHT (000's lbs.)	UNIT	AIRFRAME WEIGHT (000's lbs.)
	ARMY (Cont'd)					
<u>HELICOPTER</u>	<u>165</u>	<u>769.9</u>	<u>55</u>	<u>267.6</u>	<u>110</u>	<u>502.3</u>
H-13G/H . . . . .	2	2.1			2	2.1
H-19D . . . . .	30	115.2	15	57.6	15	57.6
H-21C . . . . .	56	369.6	29	191.4	27	178.2
H-23B d/ . . . . .	35	45.5	10	13.0	25	32.5
H-34A . . . . .	42	237.5	1	5.6	41	231.9

- a/ Reimbursable Aid.  
b/ Navy for Army for MDAP.  
c/ Army for MDAP.  
d/ Navy for Army.

NOTE: MDAP includes Grant and Reimbursable Aid, Navy production excludes experimental aircraft, and USAF excludes remanufactured and used aircraft.

SOURCE: Materiel Statistics Division, Directorate of Statistical Services, DCS/Comptroller.

**TABLE 45 - SUMMARY OF USAF AIRCRAFT ACCEPTANCES - UNITS AND AIRFRAME WEIGHT  
BY RECIPIENT, FISCAL YEARS 1953, 1954, AND 1955  
(AIRFRAME WEIGHT IN THOUSANDS OF POUNDS)**

(For comparative purposes to the previous fiscal year table, see Table 26, Statistical Digest 1954.)

	TOTAL		USAF		USAF FOR ARMY		USAF FOR MDAP		USAF FOR NAVY	
	UNITS	AIRFRAME WEIGHT	UNITS	AIRFRAME WEIGHT	UNITS	AIRFRAME WEIGHT	UNITS	AIRFRAME WEIGHT	UNITS	AIRFRAME WEIGHT
<u>FY 53 - TOTAL</u>	<u>8,104</u>	<u>104,914.2</u>	<u>4,723</u>	<u>83,243.3</u>	<u>1,254</u>	<u>1,439.7</u>	<u>1,870</u>	<u>17,560.8</u>	<u>257</u>	<u>2,670.4</u>
July through December 1952 . . .	3,747	49,252.2	1,994	38,951.6	722	891.6	969	9,105.1	62	303.9
January through June 1953 . . .	4,357	55,662.0	2,729	44,291.7	532	548.1	901	8,455.7	195	2,366.5
<u>FY 54 - TOTAL</u>	<u>7,266</u>	<u>107,005.8</u>	<u>5,662</u>	<u>101,808.4</u>	<u>970</u>	<u>1,080.0</u>	<u>540</u>	<u>3,562.8</u>	<u>94</u>	<u>554.6</u>
July through December 1953 . . .	3,847	54,244.4	2,945	51,149.8	562	601.5	340	2,493.1	-	-
January through June 1954 . . .	3,419	52,761.4	2,717	50,658.6	408	478.5	200	1,069.7	94	554.6
<u>FY 55 - TOTAL</u>	<u>6,471</u>	<u>104,102.6</u>	<u>4,823</u>	<u>94,535.6</u>	<u>603</u>	<u>1,202.9</u>	<u>847</u>	<u>7,257.4</u>	<u>198</u>	<u>1,106.7</u>
July through December 1954 . . .	3,088	51,921.7	2,509	50,473.0	424	583.2	99	551.9	56	313.6
January through June 1955 . . .	3,383	52,180.9	2,314	44,062.6	179	619.7	748	6,705.5	142	793.1

NOTE: Above data exclude experimental, used, and remanufactured aircraft. MDAP includes Grant and Reimbursable Aid.

SOURCE: Materiel Statistics Division, Directorate of Statistical Services, DCS/Comptroller.

**TABLE 46 - USAF AIRCRAFT ACCEPTANCES BY ENGINE TYPE  
MONTHLY, FISCAL YEAR 1955**

(Excludes experimental, used, and remanufactured aircraft. "USAF for Other" includes MDAP, Army, GNG, and Navy. Turbo-prop aircraft are included with jet aircraft.)

MONTH AND YEAR	TOTAL	JET			PISTON		
		TOTAL	USAF	USAF FOR OTHER	TOTAL	USAF	USAF FOR OTHER
<u>TOTAL - FISCAL YEAR 1955</u>	<u>6,471</u>	<u>4,828</u>	<u>3,842</u>	<u>986</u>	<u>1,643</u>	<u>981</u>	<u>662</u>
July 1954 . . . . .	494	339	329	10	155	85	70
August . . . . .	515	337	331	6	178	86	92
September . . . . .	505	329	325	4	176	97	79
October . . . . .	537	349	335	14	188	101	87
November . . . . .	518	366	327	39	152	84	68
December . . . . .	519	372	328	44	147	81	66
January 1955 . . . . .	485	373	281	92	112	77	35
February . . . . .	545	418	306	112	127	90	37
March . . . . .	624	500	323	177	124	83	41
April . . . . .	606	498	290	208	108	78	30
May . . . . .	572	503	321	182	69	52	17
June . . . . .	551	444	346	98	107	67	40

NOTE: Four B-36J's in July and one B-36J in August 1954 were classified as piston type aircraft although they four jet engines in addition to six piston engines.

SOURCE: Materiel Statistics Division, Directorate of Statistical Services, DCS/Comptroller.

CONFIDENTIAL

TABLE 47 - USAF AIRCRAFT ACCEPTANCES BY MANUFACTURER AND RECIPIENT MODELS CURRENTLY IN PRODUCTION - FISCAL YEAR 1955

TYPE, MODEL AND SERIES	MANUFACTURER	ACCEPTED PRIOR TO 1 JUL 54	ACCEPTANCES FOR FISCAL YEAR 1955													TOTAL ACCEPTED TO DATE
			1954 Jul	Aug	Sep	Oct	Nov	Dec	1955 Jan	Feb	Mar	Apr	May	Jun	TOTAL	
			USAF (Excludes Experimental Models)													
<u>TOTAL</u>			<u>414</u>	<u>417</u>	<u>422</u>	<u>436</u>	<u>411</u>	<u>409</u>	<u>358</u>	<u>396</u>	<u>406</u>	<u>368</u>	<u>373</u>	<u>413</u>	<u>4,823</u>	
<u>Bomber</u>			<u>44</u>	<u>40</u>	<u>46</u>	<u>45</u>	<u>51</u>	<u>51</u>	<u>51</u>	<u>40</u>	<u>60</u>	<u>31</u>	<u>51</u>	<u>60</u>	<u>570</u>	
B-36J	Convair	28	4	1	(Complete)										5	33
B-47E	Boeing	341	15	16	16	14	17	16	18	18	15	12	12	12	181	522
B-47E	Douglas	94	9	7	7	7	7	7	7	7	7	7	7	7	86	180
B-47E	Lockheed	98	15	11	13	13	12	11	11	11	11	11	11	11	141	239
B-52A	Boeing	1	-	1	1	(Complete)									2	3
B-52B	Boeing	-	-	1	1	-				3	2	1	2	3	13	13
B-57B	Martin	-	1	3	8	11	14	17	13	1	20	-	17	18	123	123
B-57C	Martin	-	-	-	-	-	-	-	2	-	5	-	2	9	18	18
B-66B	Douglas	-	-	-	-	-	1	-	-	-	-	-	-	-	1	1
<u>Fighter</u>			<u>197</u>	<u>199</u>	<u>194</u>	<u>215</u>	<u>225</u>	<u>213</u>	<u>196</u>	<u>212</u>	<u>232</u>	<u>219</u>	<u>209</u>	<u>211</u>	<u>2,522</u>	
F-84F	Gen. Motors	57	3	16	20	28	36	43	28	5	-	-	1	(Complete)	180	237
F-84F	Republic	558	61	18	29	64	54	45	34	68	78	57	52	37	597	1,155
YF-84J	Republic	1	-	-	-	-	-	-	-	-	-	-	-	-	-	1
F-86D	N.Amer. Ing.	1,491	90	90	81	72	72	65	65	65	65	65	65	65	860	2,351
F-86H	N.Amer. Col.	18	5	35	25	6	35	32	42	42	42	42	37	35	378	396
F-89D	Northrop	203	28	25	25	22	25	25	25	25	25	25	25	25	300	503
YF-89E	Northrop	-	-	1	(Complete)										1	1
F-100A	N.Amer. Ing.	15	8	11	14	20	2	1	-	4	18	25	28	34	165	180
F-100C	N.Amer. Ing.	-	-	-	-	1	-	-	-	-	-	3	-	11	16	16
F-101A	McDonnell	-	-	1	-	1	1	1	1	2	2	2	1	3	15	15
YF-102	Convair	5	2	2	-	1	(Complete)								5	10
YF-102A	Convair	-	-	-	-	-	-	1	1	1	1	-	(Complete)		4	4
F-102A	Convair	-	-	-	-	-	-	-	-	-	-	-	-	1	1	1
<u>Reconnaissance</u>			<u>29</u>	<u>24</u>	<u>21</u>	<u>19</u>	<u>21</u>	<u>32</u>	<u>18</u>	<u>33</u>	<u>31</u>	<u>43</u>	<u>48</u>	<u>41</u>	<u>360</u>	
RB-47E	Boeing	97	15	15	15	15	14	11	9	8	8	8	9	12	139	236
RB-57A	Martin	49	13	5	(Complete)										18	67
RB-66A	Douglas	1	-	1	1	-	1	1	(Complete)						4	5
RB-66B	Douglas	-	-	-	-	-	-	2	-	-	-	1	1	-	4	4
RF-84F	Republic	24	-	-	-	-	5	14	7	23	21	31	36	20	157	181
RF-84F(FICON)	Republic	-	-	-	-	-	-	-	-	-	-	-	-	6	6	6
YRF-101A	McDonnell	-	-	-	-	-	-	-	-	-	-	-	1	1	(Complete)	2
RC-121C	Lockheed	7	1	-	1	(Complete)									3	10
RC-121D	Lockheed	-	-	3	4	3	1	4	2	2	2	3	1	2	27	27
<u>Tanker</u>			<u>20</u>	<u>22</u>	<u>21</u>	<u>19</u>	<u>10</u>	<u>10</u>	<u>11</u>	<u>9</u>	<u>12</u>	<u>10</u>	<u>11</u>	<u>11</u>	<u>166</u>	
KC-97G	Boeing	285	20	22	21	19	10	10	11	9	12	10	11	11	166	451
<u>Cargo</u>			<u>28</u>	<u>30</u>	<u>36</u>	<u>35</u>	<u>33</u>	<u>32</u>	<u>32</u>	<u>34</u>	<u>37</u>	<u>31</u>	<u>19</u>	<u>21</u>	<u>368</u>	
C-118A	Douglas	18	-	-	5	4	6	5	4	6	8	5	4	5	52	70
C-119G	Fairchild	220	16	16	16	16	15	14	14	14	13	12	9	6	161	381

~~CONFIDENTIAL~~  
**TABLE 47 - USAF AIRCRAFT ACCEPTANCES BY MANUFACTURER AND RECIPIENT  
 MODELS CURRENTLY IN PRODUCTION - FISCAL YEAR 1955 (CONTINUED)**

TYPE, MODEL AND SERIES	MANUFACTURER	ACCEPTED PRIOR TO 1 JUL 54	ACCEPTANCES FOR FISCAL YEAR 1955												TOTAL ACCEPTED TO DATE	
			1954 Jul	Aug	Sep	Oct	Nov	Dec	1955 Jan	Feb	Mar	Apr	May	Jun		TOTAL
USAF (Excludes Experimental Models)																
C-121C . . . . .	Lockheed . . . . .	-	-	-	-	-	-	-	-	-	-	-	-	1	1	1
VC-121E . . . . .	Lockheed . . . . .	-	-	-	1 (Complete)	-	-	-	-	-	-	-	-	-	1	1
YC-121F . . . . .	Lockheed . . . . .	-	-	-	-	-	-	-	-	-	2 (Complete)	-	-	-	2	2
C-123B . . . . .	Fairchild . . . . .	-	1	-	1	-	-	-	1	-	1	2	1	4	11	11
C-124C . . . . .	Douglas . . . . .	173	8	8	8	8	7	7	7	6	3	3 (Complete)	-	70	243	
YC-130 . . . . .	Lockheed . . . . .	-	-	1	-	-	-	-	-	1 (Complete)	-	-	-	2	2	2
C-130A . . . . .	Lockheed . . . . .	-	-	-	-	-	-	-	1	-	-	-	-	1	1	1
C-131A . . . . .	Convair . . . . .	9	3	3	3	3	3	2 (Complete)	2	-	-	-	-	17	26	
C-131B . . . . .	Convair . . . . .	-	-	-	-	-	1	1	2	2	3	5	5	23	23	
C-131D . . . . .	Convair . . . . .	-	-	2	2	4	1	3	3	4	4	4	-	27	27	
USAF FOR ARMY																
<u>TOTAL</u>			<u>64</u>	<u>81</u>	<u>73</u>	<u>81</u>	<u>67</u>	<u>58</u>	<u>27</u>	<u>32</u>	<u>39</u>	<u>28</u>	<u>15</u>	<u>38</u>	<u>603</u>	
Liaison			64	74	73	72	54	32	12	10	10	10	11	10	432	
L-19A a/ . . . . .	Cessna . . . . .	2,316	19	22	29	13	1	-	-	-	-	-	-	-	84	2,400
L-20A . . . . .	DeHavilland . . . . .	187	10	8	10	13	13	12	12	10	10	10	10	10	128	315
L-20A b/ . . . . .	DeHavilland . . . . .	9	3	-	-	-	-	-	-	-	-	-	-	-	3	12
L-21B b/ . . . . .	Piper . . . . .	171	32	44	34	46	40	20	-	-	-	-	-	-	216	387
L-26A . . . . .	Aero Design . . . . .	-	-	-	-	-	-	-	-	-	-	-	1 (Complete)	-	1	1
Helicopter			-	7	-	2	13	26	15	16	29	18	4	28	165	
H-13H . . . . .	Bell . . . . .	-	-	-	-	-	-	-	-	2	-	-	-	-	2	2
H-19D . . . . .	Sikorsky . . . . .	25	-	-	-	5	5	5	5	5	5	-	-	-	30	55
H-21C . . . . .	Piasecki . . . . .	3	-	7	-	4	5	13	3	1	9	7	4	3	56	59
H-23B c/ . . . . .	Hiller . . . . .	-	-	-	-	3	3	7	7	8	6	4 (Complete)	-	-	35	35
H-34A . . . . .	Sikorsky . . . . .	-	-	-	-	-	-	1	-	-	9	7	-	25	42	42
Utility			-	-	-	-	-	-	-	6	-	-	-	-	6	
YU-1 . . . . .	DeHavilland . . . . .	-	-	-	-	-	-	-	-	6 (Complete)	-	-	-	-	6	6



~~CONFIDENTIAL~~

**TABLE 47 - USAF AIRCRAFT ACCEPTANCES BY MANUFACTURER AND RECIPIENT  
MODELS CURRENTLY IN PRODUCTION - FISCAL YEAR 1955 (CONTINUED)**

TYPE, MODEL AND SERIES	MANUFACTURER	ACCEPTED PRIOR TO 1 JUL 54	ACCEPTANCES FOR FISCAL YEAR 1955													TOTAL ACCEPTED TO DATE
			1954 Jul	Aug	Sep	Oct	Nov	Dec	1955 Jan	Feb	Mar	Apr	May	Jun	TOTAL	
USAF FOR MDAF																
<u>TOTAL</u>			<u>16</u>	<u>17</u>	<u>8</u>	<u>11</u>	<u>16</u>	<u>31</u>	<u>74</u>	<u>88</u>	<u>134</u>	<u>190</u>	<u>184</u>	<u>78</u>	<u>847</u>	
GRANT AID			(15)	(12)	(8)	(11)	(15)	(29)	(72)	(86)	(132)	(188)	(182)	(76)	(826)	
<u>Fighter</u>			-	-	-	-	-	7	35	57	87	120	112	42	460	
F-84F . . . . .	Gen. Motors . . . . .	-	-	-	-	-	-	7	35	57	85	91	87 (Complete)	29	362	
F-84F . . . . .	Republic . . . . .	-	-	-	-	-	-	-	-	-	2	24	22	77		
F-86K . . . . .	N. Amer. Ing. . . . .	-	-	-	-	-	-	-	-	-	-	5	3	21		
<u>Reconnaissance</u>			-	-	2	4	5	7	10	13	19	27	25	20	132	
RF-84F . . . . .	Republic . . . . .	-	-	-	-	-	-	-	-	2	5	14	11	15	47	
RT-33A . . . . .	Lockheed . . . . .	-	-	2	4	5	7	10	11	14	14	13	14	5 (Comp)	85	
<u>Trainer</u>			10	6	-	1	10	9	21	13	26	41	45	14	196	
T-33A . . . . .	Lockheed . . . . .	371	10	6	-	1	10	9	21	13	26	41	45	14	196	
<u>Helicopter</u>			5	6	6	6	-	6	6	3	-	-	-	-	38	
H-19B . . . . .	Sikorsky . . . . .	12	5	1	1	1	-	6	6	3 (Complete)	-	-	-	-	18	
H-23B d/. . . . .	Hiller . . . . .	-	5	5	5	5 (Complete)	-	-	-	-	-	-	-	-	20	
REIMBURSABLE AID			(1)	(5)	(-)	(-)	(1)	(2)	(2)	(2)	(2)	(2)	(2)	(2)	(21)	
<u>Cargo</u>			-	-	-	-	1	2	2	2	2	2	2	2	15	
C-119G . . . . .	Fairchild . . . . .	2	-	-	-	-	1	2	2	2	2	2	2	2	15	
<u>Helicopter</u>			1	5	-	-	-	-	-	-	-	-	-	-	6	
H-21A . . . . .	Pinsecki . . . . .	-	1	5 (Complete)	-	-	-	-	-	-	-	-	-	-	6	
USAF FOR NAVY																
<u>TOTAL</u>			-	-	2	9	24	21	26	29	45	20	-	22	198	
Trainer			-	-	2	9	24	21	26	29	45	20	-	22	198	
TV-2(T-33A) . . . . .	Lockheed . . . . .	390	-	-	2	9	24	21	26	29	45	20	-	22	198	
USAF - EXPERIMENTAL AIRCRAFT																
<u>TOTAL</u>			-	-	1	1	-	1	1	1	2	-	-	-	7	
XF-91 . . . . .	Republic . . . . .	1	-	-	-	-	-	-	-	-	1 (Complete)	-	-	-	1	
X-1A . . . . .	Bell . . . . .	3	-	-	1 (Complete)	-	-	-	-	-	-	-	-	-	4	
X-3 . . . . .	Douglas . . . . .	1	-	-	-	-	-	-	-	-	-	-	-	-	1	
XT-37 . . . . .	Cessna . . . . .	-	-	-	1	-	1	1 (Complete)	-	-	-	-	-	-	3	

~~CONFIDENTIAL~~

TABLE 47 - USAF AIRCRAFT ACCEPTANCES BY MANUFACTURER AND RECIPIENT  
MODELS CURRENTLY IN PRODUCTION - FISCAL YEAR 1955 (CONTINUED)

28

TYPE, MODEL AND SERIES	MANUFACTURER	ACCEPTED PRIOR TO 1 JUL 54	ACCEPTANCES FOR FISCAL YEAR 1955													TOTAL ACCEPTED TO DATE	
			1954 Jul	Aug	Sep	Oct	Nov	Dec	1955 Jan	Feb	Mar	Apr	May	Jun	TOTAL		
USAF - EXPERIMENTAL AIRCRAFT (Cont'd)																	
XL-23C . . . . .	Beech . . . . .	-	-	-	-	-	-	-	-	-	-	1 (Complete)				1	1
XC-123D . . . . .	Stroukoff . . . . .	-	-	-	-	-	-	-	-	-	-	-	1 (Complete)			1	1
SPECIAL ITEMS FOR USAF																	
C-45B . . . . .	Beech (Remfg. for USAF)	292	26	19	16	14	14	14	14	13	12	12 (Complete)				140	432

a/ Includes 520 L-19A's accepted for GNG to date.

b/ Army for MDAP.

c/ Navy for Army (Army for MDAP).

d/ Navy for MDAP.

SOURCE: Materiel Statistics Division, Directorate of Statistical Services, DCS/C.



TABLE 48 - USAF AIRCRAFT PROCUREMENT PROGRAMS BY FISCAL YEAR FUNDING  
FISCAL YEARS 1952 THROUGH 1955

(Excludes experimental, used, and remanufactured aircraft.)

TYPE, MODEL, AND SERIES	FISCAL YEAR 1952	FISCAL YEAR 1953	FISCAL YEAR 1954	FISCAL YEAR 1955	TYPE, MODEL, AND SERIES	FISCAL YEAR 1952	FISCAL YEAR 1953	FISCAL YEAR 1954	FISCAL YEAR 1955
<b>TOTAL</b>	<b>6,023</b>	<b>5,192</b>	<b>1,431</b>	<b>1,429</b>					
<b>Bomber - Total</b>	<b>812</b>	<b>702</b>	<b>58</b>	<b>171</b>	<b>Search and Rescue - Total</b>	<b>15</b>	-	-	-
B-36H	24	-	-	-	SA-16A	15	-	-	-
B-36G	33	-	-	-					
B-47B	5	-	-	-	<b>Tanker - Total</b>	<b>318</b>	<b>262</b>	-	<b>29</b>
B-47E	620	495	-	-	KC-97G	318	262	-	-
B-52A	3	-	-	-	KC-135A	-	-	-	29
B-52B	17	33	-	-					
B-52C	-	10	25	-	<b>Cargo - Total</b>	<b>295</b>	<b>419</b>	<b>250</b>	<b>143</b>
B-52D	-	-	-	77	C-118A	-	83	-	-
B-57A	8	-	-	-	C-119G	117	234	-	-
B-57B	102	100	-	-	C-121C	-	-	33	-
B-57C	-	38	-	-	VC-121E	-	1	-	-
B-57E	-	-	-	68	YC-121F	-	2	-	-
B/RB-58A	-	-	-	13	C-123B	1	-	164	73
B-66B	-	26	33	13	C-124C	151	52	-	-
					YC-130	-	2	-	-
<b>Fighter - Total</b>	<b>2,891</b>	<b>2,225</b>	<b>916</b>	<b>727</b>	C-130A	-	7	20	48
F-84F	193	585	-	-	C-131 (CV-340)	-	-	-	10
F-84G	137	-	-	-	C-131A	26	-	-	-
F-86D	901	624	-	-	C-131B	-	36	-	-
F-86E	60	-	-	-	YC-131C	-	2	-	-
F-86F	1,226	157	-	-	C-131D	-	-	21	12
YF-86H	2	-	-	-	C-133A	-	-	12	-
F-86H	173	300	-	-					
F-89D	172	240	77	-	<b>Trainer - Total</b>	<b>1,025</b>	<b>1,146</b>	<b>11</b>	<b>277</b>
F-89H	-	-	156	-	T-28A	59	-	-	-
YF-100A	2	-	-	25	T-29C	85	34	-	-
F-100A	23	180	-	534	T-29D	40	52	-	-
F-100C	-	70	381	-	T-33A	747	854	-	107
F-100D	-	-	183	-	T-34A	94	206	-	150
F-101A	-	29	56	-	T-37A	-	-	11	20
YF-102	2	8	-	-					
YF-102A	-	4	-	-	<b>Liaison - Total</b>	<b>103</b>	<b>20</b>	-	<b>15</b>
F-102A	-	28	37	108	L-19A	-	20	-	-
TF-102A	-	-	20	28	L-20A	103	-	-	-
F-104A	-	-	-	17	L-26B	-	-	-	15
YF-105A	-	-	2	6					
F-105B	-	-	4	9	<b>Helicopter - Total</b>	<b>155</b>	<b>185</b>	<b>9</b>	<b>-</b>
F-107A	-	-	-	-	H-13C	-	51	-	-
					YH-16	-	1	-	-
<b>Reconnaissance - Total</b>	<b>409</b>	<b>233</b>	<b>187</b>	<b>67</b>	YH-16A	-	1	-	-
RB-36H	26	-	-	-	H-19B	110	51	-	-
RB-47E	168	35	-	-	H-21B	44	81	9	-
RB-47H	-	35	-	-	H-21C	1	-	-	-
RB-57A	67	-	-	-					
RB-57D	-	20	-	-					
RB-66A	5	-	-	-					
RB-66B	-	73	72	42					
RB-66C	-	-	30	-					
RF-84F	128	40	50	-					
YRF-101A	-	-	2	-					
RF-101A	-	-	28	-					
RF-105B	-	-	-	3					
RC-121D	15	30	5	22					

NOTE: Based on the RC-301, USAF Aircraft Program Procurement Contract Status Report, dated 29 February 1956.

SOURCE: Materiel Statistics Division, Directorate of Statistical Services, DCS/C.

**TABLE 49 - USAF ACCEPTANCES OF GUIDED MISSILES, GUIDED AIRCRAFT ROCKETS,  
AND TARGET DRONES  
FISCAL YEAR 1955 AND PRIOR**

(This is a new table and does not appear in the previous fiscal year Statistical Digest.)

MODEL DESIGNATION POPULAR NAME AND MANUFACTURER	TOTAL ACCEPTANCES THRU FY 55	1951 AND PRIOR YEARS	1952	1953	1954	1955
<b>USAF GUIDED MISSILE - TOTAL . . . . .</b>	<b>745</b>	<b>25</b>	<b>47</b>	<b>68</b>	<b>244</b>	<b>311</b>
<b>Bomber - Total . . . . .</b>	<b>624</b>	<b>51</b>	<b>47</b>	<b>65</b>	<b>214</b>	<b>297</b>
XSSM-A-1 Matador Martin. . . . .	15	15	-	-	-	-
XSSM-A-3 Snark Northrop. . . . .	16	10	6	-	-	-
YFM-61 Matador Martin. . . . .	52	13	27	12	-	-
TM-61A Matador Martin. . . . .	471	-	1	35	191	244
XSM-62 Snark Northrop. . . . .	21	-	-	2	6	13
XGAM-63 Rascal Bell. . . . .	48	-	6	5	9	28
X-9 <sup>a/</sup> Shrike Bell. . . . .	31	13	7	11	-	-
X-10 <sup>b/</sup> Navaho North American. . . . .	8	-	-	-	4	4
XGAM-67 Crossbow Radioplane. . . . .	12	-	-	-	4	8
<b>Fighter - Total . . . . .</b>	<b>71</b>	<b>24</b>	<b>-</b>	<b>1</b>	<b>30</b>	<b>14</b>
XSAF-A-1 - - - Boeing. . . . .	24	24	-	-	-	-
XIM-99 Bomarc Boeing. . . . .	16	-	-	3	5	8
X-7A <sup>c/</sup> Bomarc Lockheed. . . . .	6	-	-	-	-	6
- Cerlikon Switzer land. . . . .	25	-	-	-	25	-
<b>USAF GUIDED AIRCRAFT ROCKETS - TOTAL . . . . .</b>	<b>895</b>	<b>338</b>	<b>66</b>	<b>97</b>	<b>95</b>	<b>299</b>
YASM-A-1 Tarzon Bell. . . . .	200	200	-	-	-	-
YASM-A-1 Tarzon Bell. . . . .	110	77	33	-	-	-
YASM-N-2B Lark Fairchild. . . . .	32	32	-	-	-	-
YASM-N-2C Lark Fairchild. . . . .	31	29	2	-	-	-
GAR-1 Falcon Hughes. . . . .	253	-	-	-	-	253
XGAR-1 Falcon Hughes, Culver City. . . . .	65	-	31	17	17	-
XGAR-1 Falcon Hughes, Tucson. . . . .	80	-	-	80	-	-
YGAR-1 Falcon Hughes. . . . .	122	-	-	-	78	44
XGAR-1A Falcon Hughes. . . . .	2	-	-	-	-	2
<b>USAF TARGET DRONES - TOTAL . . . . .</b>	<b>4,475</b>	<b>54 d/</b>	<b>1,619 d/</b>	<b>1,291</b>	<b>1,500</b>	<b>11</b>
CQ-19A Radioplane. . . . .	405	-	405	-	-	-
CQ-19C Radioplane. . . . .	329	-	329	-	-	-
CQ-19D Radioplane. . . . .	3,640	-	849	1,291	1,500	-
XQ-1 Radioplane. . . . .	28	28	-	-	-	-
XQ-2 Radioplane. . . . .	52	26	36	-	-	-
Q-2A Ryan. . . . .	11	-	-	-	-	11
<b>ARMY TARGET DRONES - TOTAL . . . . .</b>	<b>13,697</b>	<b>- d/</b>	<b>6,493 d/</b>	<b>1,603</b>	<b>781</b>	<b>4,820</b>
CQ-19A Radioplane. . . . .	457	-	457	-	-	-
CQ-19B Radioplane. . . . .	4,268	-	520	-	-	3,748
CQ-19C Radioplane. . . . .	389	-	389	-	-	-
CQ-19D Radioplane. . . . .	8,577	-	5,127	1,603	775	1,072
YQ-1 Radioplane. . . . .	6	-	-	-	6	-
<b>GROUND NATIONAL GUARD TARGET DRONES - TOTAL . . . . .</b>	<b>1,409</b>	<b>- d/</b>	<b>524 d/</b>	<b>-</b>	<b>400</b>	<b>485</b>
CQ-19B Radioplane. . . . .	212	-	-	-	-	212
CQ-19D Radioplane. . . . .	1,197	-	524	-	400	273

<sup>a/</sup> The X-9 is a test vehicle for the Rascal.

<sup>b/</sup> The X-10 is a test vehicle for the Navaho.

<sup>c/</sup> The X-7A is a test vehicle for the Bomarc.

<sup>d/</sup> Acceptances shown for Targets in 1952, except for XQ-1 and XQ-2, include acceptances for 1951 and prior years since a breakdown of data for that period is not available.

SOURCE: Materiel Statistics Division, Directorate of Statistical Services, DCS/C.

TABLE 50 - USAF GUIDED MISSILE, GUIDED AIRCRAFT ROCKET, AND TARGET DRONE  
PROCUREMENT PROGRAMS  
BY FISCAL YEAR FUNDING, THROUGH FISCAL YEAR 1955

MODEL DESIGNATION POPULAR NAME AND MANUFACTURER	FISCAL YEAR PROCUREMENT PROGRAMS					TOTAL	TOTAL ACCEPTED AS OF 30 JUNE 1955	BALANCE TO BE ACCEPTED
	1951 AND PRIOR	1952	1953	1954	1955			
<b>USAF GUIDED MISSILES - TOTAL . . .</b>	<b>358</b>	<b>124</b>	<b>230</b>	<b>367</b>	<b>218</b>	<b>1,297</b>	<b>745</b>	<b>552</b>
<b>Bomber - Total . . . . .</b>	<b>334</b>	<b>97</b>	<b>220</b>	<b>322</b>	<b>211</b>	<b>1,184</b>	<b>674</b>	<b>510</b>
XSSM-A-1 Matador Martin . . .	15	-	-	-	-	15	15	-
YTM-61 Matador Martin . . .	52	-	-	-	-	52	52	-
TM-61A Matador Martin . . .	144	81	119	211	-	555	471	84
YTM-61B Matador Martin . . .	-	-	-	44	-	44	-	44
TM-61C Matador Martin . . .	-	-	-	27	184	211	-	211
XSSM-A-3 Snark Northrop . .	16	-	-	-	-	16	16	-
XSM-62 Snark Northrop . . .	24	13	23	-	6	66	21	45
XGAM-63 Rascal Bell . . . . .	45	3	34	-	-	82	48	34
GAM-63 Rascal Bell . . . . .	-	-	32	-	-	32	-	32
X-9 a/ Shrike N. American.	31	-	-	-	-	31	31	-
X-10 b/ Navaho N. American.	7	-	6	-	-	13	8	5
XSM-64 Navaho N. American.	-	-	6	5	12	23	-	23
XGAM-67 Crossbow Radioplane .	-	-	-	35	9	44	12	32
<b>Fighter - Total . . . . .</b>	<b>24</b>	<b>27</b>	<b>10</b>	<b>45</b>	<b>7</b>	<b>113</b>	<b>71</b>	<b>42</b>
XSAM-A-1 - - - Boeing . . . .	24	-	-	-	-	24	24	-
X-7A c/ Bomarc Boeing . . . .	-	-	-	6	7	13	6	7
XIM-99 Bomarc Lockheed . . .	-	2	10	39	-	51	16	35
- - - Oerlikon Switzerland . .	-	25	-	-	-	25	25	-
<b>USAF GUIDED AIRCRAFT ROCKETS - TOTAL . . . . .</b>	<b>418</b>	<b>200</b>	<b>645</b>	<b>-</b>	<b>5,835</b>	<b>7,098</b>	<b>895</b>	<b>6,203</b>
XASM-A-1 Tarzon Bell . . . . .	200	-	-	-	-	200	200	-
YASM-A-1 Tarzon Bell . . . . .	110	-	-	-	-	110	110	-
XSAM-N-2B Lark Fairchild . . .	32	-	-	-	-	32	32	-
XSAM-N-2C Lark Fairchild . . .	31	-	-	-	-	31	31	-
XGAR-1 Falcon Hughes . . . .	45	100	-	-	-	145	145	-
YGAR-1 Falcon Hughes . . . .	-	100	22	-	-	122	122	-
GAR-1 Falcon Hughes . . . . .	-	-	623	-	3,713	4,336	253	4,083
XGAR-1A Falcon Hughes . . . .	-	-	-	-	10	10	2	8
YGAR-1B Falcon Hughes . . . .	-	-	-	-	54	54	-	54
XGAR-1C Falcon Hughes . . . .	-	-	-	-	11	11	-	11
GAR-1D Falcon Hughes . . . . .	-	-	-	-	2,047	2,047	-	2,047
<b>USAF TARGET DRONES - TOTAL . . .</b>	<b>d/ -</b>	<b>-</b>	<b>-</b>	<b>-</b>	<b>-</b>	<b>4,759</b>	<b>4,475</b>	<b>284</b>
OQ-19A - - - Radioplane . . .	-	-	-	-	-	405	405	-
OQ-19B - - - Radioplane . . .	-	-	-	-	-	329	329	-
OQ-19D - - - Radioplane . . .	-	-	-	-	-	3,640	3,640	-
XQ-1 - - - Radioplane . . . . .	-	-	-	-	-	28	28	-
XQ-2 - - - Radioplane . . . . .	-	-	-	-	-	62	62	-
Q-2A - - - Ryan . . . . .	-	-	-	-	-	280	11	269
XQ-4 - - - Radioplane . . . . .	-	-	-	-	-	15	-	15
<b>ARMY TARGET DRONES - TOTAL . . .</b>	<b>d/ -</b>	<b>-</b>	<b>-</b>	<b>-</b>	<b>-</b>	<b>21,318</b>	<b>13,697</b>	<b>7,621</b>
OQ-19A - - - Radioplane . . .	-	-	-	-	-	457	457	-
OQ-19B e/ - - - Radioplane . . .	-	-	-	-	-	9,022	4,268	4,754
OQ-19C - - - Radioplane . . .	-	-	-	-	-	389	389	-
OQ-19D f/ - - - Radioplane . . .	-	-	-	-	-	11,444	8,577	2,867
YQ-1 - - - Radioplane . . . . .	-	-	-	-	-	6	6	-

a/ The X-9 is a test vehicle for the Rascal.

b/ The X-10 is a test vehicle for the Navaho.

c/ The X-7A is a test vehicle for the Bomarc.

d/ A breakout by Fiscal Year Procurement Programs for target drone is not available.

e/ Includes 212 OQ-19B target drones for Ground National Guard.

f/ Includes 1,197 OQ-19D target drones for Ground National Guard.

SOURCE: Materiel Statistics Division, Directorate of Statistical Services, DCS/C.

TABLE 51 - USAF WORLD WIDE INVENTORY OF SELECTED ITEMS OF AMMUNITION  
SEMI-ANNUAL, FISCAL YEAR 1955

(For comparative purposes to the previous fiscal year table, see Table 47, SD FY 1954.)

ITEM	TOTAL WORLD-WIDE	TOTAL Z/I	TOTAL O/S	ALASKA	U.K.	EUROPE	FEAF	MEDIT 1/	NEAC	ATLANTIC
	31 DECEMBER 1954									
<b>BOMB</b>										
GP - 500 lbs . . . . .	913,332	623,744	289,588	19,811	65,783	22,302	140,339	41,353	-	-
GP - 1,000 lbs . . . . .	116,303	5,828	110,475	4,266	34,387	7,085	58,942	5,795	-	-
GP - 2,000 lbs . . . . .	32,476	24,874	7,602	696	2,647	-	4,133	126	-	-
Fire - 750 lbs . . . . .	44,860	2,458	42,402	4,419	1,025	25,112	11,398	-	-	448
Photo M 120. . . . .	205,758	127,393	78,365	399	5,368	32,134	37,967	2,097	-	400
<b>RKT 2.75"</b>										
FFAR HE. . . . .	734,644	530,621	204,023	24,691	-	45,251	24,021	-	110,060	-
FFAR HEAT. . . . .	3,215	3,215	-	-	-	-	-	-	-	-
<b>JATO</b> . . . . .	185,133	103,134	81,999	540	26,757	13,293	17,102	21,765	2,542	-
<b>CART (Thous)</b>										
50 Cal . . . . .	520,584	245,834	274,750	5,306	39,976	46,836	151,557	24,216	5,536	1,323
20 MM. . . . .	23,355	14,718	8,637	1,608	1,105	421	692	788	3,460	563
	30 JUNE 1955									
<b>BOMB</b>										
GP - 500 lbs . . . . .	903,111	621,307	281,804	17,856	64,925	18,043	139,321	41,659	-	-
GP - 1,000 lbs . . . . .	136,975	17,941	119,034	4,254	33,608	6,861	68,516	5,795	-	-
GP - 2,000 lbs . . . . .	32,025	24,922	7,103	229	2,585	-	4,163	126	-	-
Fire - 750 lbs . . . . .	42,198	1,814	40,384	3,872	729	21,618	13,265	900	-	-
Photo M 120. . . . .	206,405	126,557	79,848	1,288	5,868	31,592	38,593	2,097	410	-
<b>RKT 2.75"</b>										
FFAR HE. . . . .	1,050,053	785,226	264,827	69,536	10,276	41,414	27,765	6,000	109,836	-
FFAR HEAT. . . . .	1,153,382	1,153,382	-	-	-	-	-	-	-	-
<b>JATO</b> . . . . .	244,218	160,805	83,413	443	26,590	17,296	16,358	21,508	1,217	1
<b>CART (Thous)</b>										
50 Cal . . . . .	476,740	247,552	229,188	4,973	35,588	56,591	118,272	10,760	1,518	1,486
20 MM. . . . .	24,849	15,202	9,647	1,675	1,683	533	885	789	3,265	817

1/ Includes all AF bases in North Africa.

The following definitions apply to abbreviations used above:

- GP - General Purpose
- HE - High Explosive
- FFAR - Folding Fin Aircraft Rocket
- JATO - Jet Assist Take-off
- HEAT - High Explosive Anti Tank

SOURCE: Materiel Statistics Division, Directorate of Statistical Services, DCS/C.

TABLE 52- FUNCTIONAL DISTRIBUTION OF USAF AND COMPONENTS AIRCRAFT INVENTORY BY COMMAND - QUARTERLY, FISCAL YEAR 1955

(For comparative purposes to the previous fiscal year table, see Table 33, SDFY 1954)

COMMAND	TOTAL AIRCRAFT ON HAND	ACTIVE									INACTIVE					
		TOTAL	TACTICAL TRANSPORT UNITS	TRAINING UNITS	OPERATIONAL SUPPORT	ADMINISTRATIVE	SPECIAL MISSION	TEST	MAINTENANCE	PROJECT	TOTAL	STORAGE	MODIFICATION	BAILMENT X-MODELS	OTHER	EXCESS AND REC RECL
30 SEPTEMBER 1954																
USAF and Components - Total . . .	26,518	22,197	10,371	(4,952)	2,479	118	925	500	1,772	231	4,411	2,340	979	304	113	109
CONTINENTAL US - TOTAL . . . . .	21,455	17,254	7,367	4,952	2,142	86	618	576	1,377	136	4,201	2,090	979	367	100	165
Air Training . . . . .	5,313	5,310	1	4,946	250	4	82	-	27	-	3	-	-	-	-	3
Air Materiel . . . . .	5,576	1,458	27	-	176	6	24	6	1,106	113	4,118	2,090	954	353	580	141
Strategic Air . . . . .	2,456	2,454	2,032	-	363	10	24	-	24	1	2	-	-	-	-	2
Air Defense . . . . .	1,748	1,737	1,443	-	192	5	81	-	15	1	11	-	-	-	8	3
Tactical Air . . . . .	1,343	1,342	1,109	6	128	4	82	-	13	-	1	-	-	-	-	1
Military Air Transport Service	770	770	475	-	163	5	112	-	12	3	-	-	-	-	-	-
Air Research and Development .	611	593	-	-	93	3	53	410	34	-	18	-	-	13	-	5
Headquarters, USAF . . . . .	206	205	-	-	111	8	85	-	1	-	1	-	-	1	-	-
Air Proving Ground . . . . .	191	190	-	-	26	1	1	160	2	-	1	-	-	-	-	1
Air University . . . . .	132	128	-	-	122	1	5	-	-	-	4	-	-	-	4	-
Continental Air . . . . .	90	90	-	-	60	2	26	-	2	-	60	-	-	-	-	-
USAF Security Service . . . . .	4	4	-	-	-	-	4	-	-	-	-	-	-	-	-	-
Air Force Reserve . . . . .	519	512	479	-	-	-	-	-	23	10	7	-	-	-	7	-
Air National Guard . . . . .	1,941	1,913	1,801	-	37	-	38	-	29	8	28	-	25	-	-	3
Civil Air Patrol . . . . .	555	548	-	-	458	-	1	-	89	-	7	-	-	-	1	6
OVERSEAS - TOTAL . . . . .	5,063	4,853	3,604	-	337	32	307	4	414	155	210	56	-	17	113	24
Air Defense . . . . .	5	5	-	-	1	-	4	-	-	-	-	-	-	-	-	-
Alaskan Air . . . . .	270	270	219	-	28	-	7	4	10	2	-	-	-	-	-	-
Caribbean Air . . . . .	37	37	-	-	8	-	28	-	-	-	-	-	-	-	-	-
Far East Air Forces . . . . .	2,067	1,946	1,409	-	82	16	36	-	254	69	121	37	-	6	76	2
US Air Forces in Europe . . . . .	1,726	1,655	1,195	-	148	2	91	-	140	79	71	16	-	3	33	19
Northeast Air . . . . .	148	147	79	-	17	1	42	-	7	1	1	-	-	-	-	1
Joint Military Advisory Group .	3	3	-	-	-	-	3	-	-	-	-	-	-	-	-	-
Air Materiel . . . . .	11	-	-	-	-	-	-	-	-	-	11	-	-	8	3	-
Strategic Air . . . . .	354	353	324	-	22	4	1	-	1	1	1	-	-	-	-	1
Tactical Air . . . . .	25	25	25	-	-	-	-	-	-	-	-	-	-	-	-	-
Military Air Transport Service	345	343	273	-	30	8	27	-	2	3	2	-	-	-	1	1
Air Research and Development .	15	12	-	-	1	-	11	-	-	-	3	3	-	-	-	-
Headquarters, USAF . . . . .	57	57	-	-	-	-	57	-	-	-	-	-	-	-	-	-
31 DECEMBER 1954																
USAF and Components - Total . . .	27,273	22,588	11,314	4,852	2,557	133	926	539	1,701	566	4,685	2,350	1,091	395	592	257
CONTINENTAL US - TOTAL . . . . .	22,301	17,836	7,988	4,852	2,200	102	631	535	1,292	236	4,465	2,263	1,034	382	551	235
Air Training . . . . .	5,254	5,253	1	4,849	282	5	85	-	30	1	1	-	-	-	-	1
Air Materiel . . . . .	5,814	1,411	39	-	174	6	25	5	949	213	4,403	2,263	1,033	368	523	216
Strategic Air . . . . .	2,882	2,880	2,465	-	346	11	28	-	21	9	2	-	-	-	-	2
Air Defense . . . . .	1,811	1,784	1,480	-	196	5	86	-	15	2	27	-	-	-	25	2

TABLE 52- FUNCTIONAL DISTRIBUTION OF USAF AND COMPONENTS AIRCRAFT INVENTORY BY COMMAND - QUARTERLY, FISCAL YEAR 1955 (CONTINUED)

COMMAND	ACTIVE										INACTIVE					
	TOTAL AIRCRAFT ON HAND	TOTAL	TACTICAL TRANSPORT UNITS	TRAINING UNITS	OPERATIONAL SUPPORT	ADMINISTRATIVE	SPECIAL MISSION	TEST	MAINTENANCE	PROJECT	TOTAL	STORAGE	MODIFICATION	BAILMENT X-MODELS	OTHER	EXCESS AND REC R.I.C.L.
31 DECEMBER 1954 (CONT'D)																
<b>CONTINENTAL US (CONT'D)</b>																
Tactical Air . . . . .	1,315	1,314	1,085	3	137	4	71	-	14	-	1	-	-	1	-	-
Military Air Transport Service	808	806	491	-	182	5	114	-	11	3	2	-	-	-	-	2
Air Research and Development .	619	606	-	-	85	2	58	388	73	-	13	-	-	12	-	1
Headquarters, USAF . . . . .	207	206	-	-	104	8	91	-	3	-	1	-	-	1	-	-
Air Proving Ground . . . . .	193	193	-	-	40	1	1	142	9	-	-	-	-	-	-	-
Air University . . . . .	150	150	-	-	137	2	6	-	5	-	-	-	-	-	-	-
Continental Air . . . . .	97	97	-	-	65	2	27	-	3	-	-	-	-	-	-	-
USAF Security Service . . . . .	5	5	-	-	-	-	5	-	-	-	-	-	-	-	-	-
Air Force Reserve . . . . .	625	623	602	-	1	-	-	-	20	-	2	-	-	-	2	-
Air National Guard . . . . .	1,967	1,964	1,825	-	-	51	33	-	54	1	3	-	1	-	-	2
Civil Air Patrol . . . . .	554	544	-	-	451	-	1	-	85	7	10	-	-	-	1	9
<b>OVERSEAS - TOTAL . . . . .</b>	<b>4,972</b>	<b>4,752</b>	<b>3,326</b>	<b>-</b>	<b>357</b>	<b>31</b>	<b>295</b>	<b>4</b>	<b>409</b>	<b>330</b>	<b>220</b>	<b>87</b>	<b>57</b>	<b>13</b>	<b>41</b>	<b>22</b>
Air Defense . . . . .	6	6	-	-	-	-	5	-	-	1	-	-	-	-	-	-
Alaskan Air . . . . .	295	295	247	-	29	-	7	4	8	-	-	-	-	-	-	-
Caribbean Air . . . . .	36	36	-	-	12	1	23	-	-	-	-	-	-	-	-	-
Far East Air Forces . . . . .	1,817	1,716	1,298	-	89	15	40	-	216	58	101	60	-	2	29	2
US Air Forces in Europe . . . . .	1,958	1,855	1,209	-	150	3	80	-	157	246	103	17	57	3	8	18
Northeast Air . . . . .	169	169	72	-	22	1	46	-	15	13	-	-	-	-	-	-
Joint Military Advisory Group .	2	2	-	-	-	-	2	-	-	-	-	-	-	-	-	-
Air Materiel . . . . .	12	-	-	-	-	-	-	-	-	-	12	-	-	8	4	-
Strategic Air . . . . .	159	158	127	-	27	4	-	-	-	-	1	-	-	-	-	1
Tactical Air . . . . .	46	46	44	-	-	-	-	-	-	2	-	-	-	-	-	-
Military Air Transport Service	343	342	271	-	28	6	24	-	3	10	1	-	-	-	-	1
Air Research and Development .	13	11	-	-	-	-	11	-	-	-	2	2	-	-	-	-
Headquarters, USAF . . . . .	55	55	-	-	-	-	55	-	-	-	-	-	-	-	-	-
Air National Guard . . . . .	61	61	58	-	-	1	2	-	-	-	-	-	-	-	-	-
31 MARCH 1955																
USAF and Components - Total . .	27,928	23,007	11,798	4,820	2,596	137	903	518	1,898	337	4,921	2,408	1,504	394	491	124
<b>CONTINENTAL US - TOTAL . . . . .</b>																
Air Training . . . . .	5,254	5,254	4	4,814	300	4	92	-	39	1	-	-	-	-	-	-
Air Materiel . . . . .	6,130	1,478	43	-	182	6	25	2	1,098	122	4,652	2,317	1,408	363	458	106
Strategic Air . . . . .	2,896	2,895	2,463	-	374	9	27	-	21	1	1	-	-	-	-	1
Air Defense . . . . .	1,928	1,908	1,601	-	187	6	78	-	18	18	20	-	-	-	19	1
Tactical Air . . . . .	1,564	1,564	1,311	4	129	5	63	-	11	41	-	-	-	-	-	-
Military Air Transport Service	810	809	506	-	166	7	114	-	14	2	1	-	-	-	-	1
Air Research and Development .	599	570	-	-	86	4	61	370	49	-	29	4	-	19	3	3
Headquarters, USAF . . . . .	205	204	-	-	110	11	82	-	1	-	1	-	-	1	-	-
Air Proving Ground . . . . .	175	175	-	-	37	2	12	119	5	-	-	-	-	-	-	-



TABLE 52-- FUNCTIONAL DISTRIBUTION OF USAF AND COMPONENTS AIRCRAFT INVENTORY BY COMMAND - QUARTERLY, FISCAL YEAR 1955 (CONTINUED)

COMMAND	TOTAL AIRCRAFT ON HAND	ACTIVE									INACTIVE					
		TOTAL	TACTICAL TRANSPORT UNITS	TRAINING UNITS	OPERATIONAL SUPPORT	ADMINISTRATIVE	SPECIAL MISSION	TEST	MAINTENANCE	PROJECT	TOTAL	STORAGE	MODIFICATION	BAILEMENT X-MODELS	OTHER	EXCESS AND RECL
31 MARCH 1955 (CONT'D)																
<b>CONTINENTAL US (CONT'D)</b>																
Air University . . . . .	147	147	-	-	136	2	7	-	2	-	-	-	-	-	-	-
Continental Air. . . . .	92	92	-	-	64	3	25	-	-	-	-	-	-	-	-	-
USAF Security Service. . . . .	4	4	-	-	3	-	1	-	-	-	-	-	-	-	-	-
US Air Force Academy . . . . .	9	9	-	2	5	1	1	-	-	-	-	-	-	-	-	-
Air Force Reserve. . . . .	679	677	653	-	1	-	-	-	23	-	2	-	-	-	2	-
Air National Guard . . . . .	1,945	1,940	1,769	-	-	51	31	-	89	-	5	-	1	-	-	4
Civil Air Patrol . . . . .	552	546	-	-	422	-	1	-	114	9	6	-	-	-	-	6
<b>OVERSEAS - TOTAL</b> . . . . .	<b>4,939</b>	<b>4,735</b>	<b>3,448</b>	-	<b>394</b>	<b>26</b>	<b>283</b>	<b>27</b>	<b>414</b>	<b>143</b>	<b>204</b>	<b>87</b>	<b>95</b>	<b>11</b>	<b>9</b>	<b>2</b>
Alaskan Air. . . . .	278	278	226	-	28	-	7	4	11	2	-	-	-	-	-	-
Caribbean Air. . . . .	37	37	-	-	12	-	1	23	-	1	-	-	-	-	-	-
Far East Air Forces. . . . .	1,670	1,600	1,190	-	95	16	55	-	218	26	70	69	-	-	1	-
US Air Forces in Europe. . . . .	2,018	1,898	1,392	-	175	-	84	-	149	98	120	17	95	3	3	2
Northeast Air. . . . .	161	161	80	-	26	1	35	-	9	10	-	-	-	-	-	-
Joint Military Advisory Group. . . . .	3	3	-	-	-	-	3	-	-	-	-	-	-	-	-	-
Air Materiel . . . . .	27	14	-	-	-	-	1	-	13	-	13	-	-	8	5	-
Strategic Air. . . . .	217	217	187	-	28	2	-	-	-	-	-	-	-	-	-	-
Military Air Transport Service . . . . .	352	352	273	-	30	6	24	-	13	6	-	-	-	-	-	-
Air Research and Development . . . . .	13	12	-	-	-	-	11	-	1	-	1	1	-	-	-	-
Headquarters, USAF . . . . .	55	55	-	-	-	-	55	-	-	-	-	-	-	-	-	-
Air Defense. . . . .	5	5	-	-	-	-	5	-	-	-	-	-	-	-	-	-
Tactical Air . . . . .	45	45	45	-	-	-	-	-	-	-	-	-	-	-	-	-
Air National Guard . . . . .	58	58	55	-	-	1	2	-	-	-	-	-	-	-	-	-
30 JUNE 1955																
USAF and Components - Total. . . . .	<u>28,417</u>	<u>23,288</u>	<u>12,187</u>	<u>4,947</u>	<u>2,685</u>	<u>145</u>	<u>981</u>	<u>485</u>	<u>1,711</u>	<u>147</u>	<u>5,129</u>	<u>2,150</u>	<u>1,630</u>	<u>400</u>	<u>746</u>	<u>203</u>
<b>CONTINENTAL US - TOTAL</b> . . . . .	<b>23,242</b>	<b>18,409</b>	<b>8,527</b>	<b>4,947</b>	<b>2,266</b>	<b>115</b>	<b>650</b>	<b>482</b>	<b>1,327</b>	<b>95</b>	<b>4,833</b>	<b>2,088</b>	<b>1,424</b>	<b>391</b>	<b>734</b>	<b>196</b>
Air Training . . . . .	5,425	5,422	2	4,939	328	5	111	-	39	-	-	-	-	-	-	3
Air Materiel . . . . .	6,053	1,345	45	1	177	7	27	1	1,003	84	4,708	2,028	1,424	373	706	177
Strategic Air. . . . .	2,745	2,744	2,294	-	384	10	29	-	27	-	1	-	-	-	-	1
Air Defense. . . . .	2,011	2,004	1,700	-	218	6	59	-	12	9	7	-	-	-	2	5
Tactical Air . . . . .	1,603	1,601	1,406	4	121	3	58	-	9	-	2	-	-	-	-	2
Military Air Transport Service . . . . .	810	809	517	-	154	7	121	-	9	1	1	-	-	-	-	1
Air Research and Development . . . . .	604	578	-	-	88	4	60	352	74	-	26	4	-	16	4	2
Headquarters, USAF . . . . .	216	215	-	-	110	13	90	-	2	-	1	-	-	1	-	-
Air Proving Ground . . . . .	190	190	-	-	44	2	11	129	4	-	-	-	-	-	-	-
Air University . . . . .	135	134	-	-	124	2	5	-	3	-	1	-	-	1	-	-
Continental Air. . . . .	96	96	-	-	65	3	26	-	1	1	-	-	-	-	-	-
USAF Security Service. . . . .	4	4	-	-	-	-	4	-	-	-	-	-	-	-	-	-

TABLE 52 - FUNCTIONAL DISTRIBUTION OF USAF AND COMPONENTS AIRCRAFT INVENTORY BY COMMAND - QUARTERLY, FISCAL YEAR 1955 (CONTINUED)

COMMAND	TOTAL AIRCRAFT ON HAND	ACTIVE									INACTIVE					
		TOTAL	TACTICAL TRANSPORT UNITS	TRAINING UNITS	OPERATIONAL SUPPORT	ADMINISTRATIVE	SPECIAL MISSION	TEST	MAINTENANCE	PROJECT	TOTAL	STORAGE	MODIFICATION	BAILEMENT X-MODELS	OTHER	EXCESS AND REC RECL
30 JUNE 1955 (CONT'D)																
CONTINENTAL US (CONT'D)																
US Air Force Academy . . . . .	21	21	-	3	7	1	10	-	-	-	-	-	-	-	-	-
Air Force Reserve . . . . .	682	682	660	-	1	-	-	-	21	-	-	-	-	-	-	-
Air National Guard . . . . .	2,052	2,049	1,903	-	-	52	39	-	55	-	3	-	-	-	-	3
Civil Air Patrol . . . . .	595	515	-	-	447	-	-	-	68	-	80	56	-	-	22	2
<b>OVERSEAS - TOTAL . . . . .</b>	<b>5,175</b>	<b>4,879</b>	<b>3,660</b>	<b>-</b>	<b>419</b>	<b>30</b>	<b>331</b>	<b>3</b>	<b>384</b>	<b>52</b>	<b>296</b>	<b>62</b>	<b>206</b>	<b>9</b>	<b>12</b>	<b>7</b>
Alaskan Air . . . . .	278	278	220	-	27	-	12	3	15	1	-	-	-	-	-	-
Caribbean Air . . . . .	37	36	-	-	11	1	23	-	-	1	1	-	-	-	-	1
Far East Air Forces . . . . .	1,562	1,513	1,110	-	111	16	70	-	197	9	49	42	-	-	2	5
US Air Forces in Europe . . . . .	2,051	1,819	1,370	-	194	5	79	-	140	31	232	17	206	2	6	1
Northeast Air . . . . .	176	176	92	-	26	1	40	-	13	4	-	-	-	-	-	-
Joint Military Advisory Group . . . . .	6	6	-	-	-	-	6	-	-	-	-	-	-	-	-	-
Air Materiel . . . . .	22	11	-	-	-	-	1	-	10	-	11	-	-	7	4	-
Strategic Air . . . . .	511	511	480	-	26	1	2	-	2	-	-	-	-	-	-	-
Military Air Transport Service . . . . .	417	417	347	-	24	6	27	-	7	6	-	-	-	-	-	-
Air Research and Development . . . . .	16	13	-	-	-	-	13	-	-	-	3	3	-	-	-	-
Headquarters, USAF . . . . .	54	54	-	-	-	-	54	-	-	-	-	-	-	-	-	-
Air Defense . . . . .	4	4	-	-	-	-	4	-	-	-	-	-	-	-	-	-
Tactical Air . . . . .	41	41	41	-	-	-	-	-	-	-	-	-	-	-	-	-

SOURCE: Operations Statistics Division, Directorate of Statistical Services, DCS/Comptroller

TABLE 53 - FUNCTIONAL DISTRIBUTION OF USAF AND COMPONENTS AIRCRAFT INVENTORY BY TYPE, QUARTERLY - FISCAL YEAR 1955

(Includes ANG, Reserve, CAP)  
 (This is a new table and does not appear in the previous fiscal year Statistical Digest)

TYPE OF AIRCRAFT	TOTAL AIRCRAFT ON HAND	ACTIVE									INACTIVE					
		TOTAL	TACTICAL AND TRANSPORT	TRAINING	OPERATIONAL SUPPORT	ADMINISTRATIVE	SPECIAL MISSION	TEST	MAINTENANCE	PROJECT	TOTAL	STORAGE	MODIFICATION	BAILMENT AND X-MODEL	OTHER	EXCESS AND RECOMMENDED RECLAMATION
30 SEPTEMBER 1954																
USAF and Component Total . . .	26,518	22,107	10,971	4,952	2,479	118	925	580	1,791	291	4,411	2,146	979	384	713	189
Bomber . . . . .	2,408	1,647	1,369	46	7	3	3	118	93	8	761	408	196	72	55	30
Tanker . . . . .	702	645	623	-	-	-	-	4	13	-	57	-	34	2	-	21
Fighter . . . . .	8,062	6,931	4,955	815	8	-	54	225	771	103	1,131	37	418	115	489	72
Reconnaissance . . .	978	826	746	11	1	1	4	23	38	2	152	15	75	15	44	3
Search and Rescue . .	382	275	221	-	-	-	-	21	3	25	107	71	18	18	-	-
Special Research . . .	4	-	-	-	-	-	-	-	-	-	4	-	-	4	-	-
Cargo . . . . .	4,277	3,926	1,683	24	1,193	109	440	58	327	92	351	159	40	101	47	4
Trainer . . . . .	8,177	6,479	1,230	3,799	807	5	167	84	337	50	1,698	1,388	185	32	60	33
Communication . . . .	1,450	1,330	144	257	463	-	-	236	19	181	30	52	2	23	18	25
Aerial Target . . . .	78	48	-	-	-	-	-	-	46	1	30	16	11	2	-	1
31 DECEMBER 1954																
USAF and Component Total . . .	27,273	22,588	11,314	4,852	2,557	133	926	539	1,701	566	4,685	2,350	1,091	395	592	257
Bomber . . . . .	2,473	1,702	1,421	52	8	3	3	118	90	7	771	427	161	71	84	28
Tanker . . . . .	741	676	659	-	-	-	-	4	13	-	65	20	42	2	1	-
Fighter . . . . .	8,448	7,031	4,952	784	1	-	54	207	605	428	1,417	89	618	124	426	160
Reconnaissance . . . .	1,043	902	814	7	1	1	7	24	43	5	141	22	81	18	18	2
Search and Rescue . . .	377	266	214	-	1	-	19	3	19	10	111	76	16	18	1	-
Special Research . . . .	4	-	-	-	-	-	-	-	-	-	4	-	-	4	-	-
Cargo . . . . .	4,403	4,049	1,762	30	1,209	125	440	53	361	69	354	150	80	98	21	5
Trainer . . . . .	8,297	6,621	1,326	3,729	883	3	174	69	419	18	1,676	1,491	82	36	30	37
Communication . . . . .	1,419	1,297	166	250	454	1	229	18	150	29	122	62	2	22	11	25
Aerial Target . . . . .	68	44	-	-	-	-	-	43	1	-	24	13	9	2	-	-

TABLE 53 - FUNCTIONAL DISTRIBUTION OF USAF AND COMPONENTS AIRCRAFT INVENTORY BY TYPE, QUARTERLY - FISCAL YEAR 1955 (CONTINUED)

TYPE OF AIRCRAFT	TOTAL AIRCRAFT ON HAND	ACTIVE									INACTIVE					
		TOTAL	TACTICAL AND TRANSPORT	TRAINING	OPERATIONAL SUPPORT	ADMINIS-TRATIVE	SPECIAL MISSION	TEST	MAINTENANCE	PROJECT	TOTAL	STORAGE	MODIFI-CATION	BAILEMENT AND X-MODEL	OTHER	EXCESS AND RECOMMENDED RECLAMATION
31 MARCH 1955																
USAF and Component Total . . .	<u>27,928</u>	<u>23,007</u>	<u>11,798</u>	<u>4,820</u>	<u>2,596</u>	<u>138</u>	<u>925</u>	<u>495</u>	<u>1,899</u>	<u>336</u>	<u>4,921</u>	<u>2,408</u>	<u>1,504</u>	<u>394</u>	<u>491</u>	<u>124</u>
Bomber . . . . .	2,581	1,775	1,444	68	10	3	3	111	94	42	806	419	218	68	82	19
Tanker . . . . .	771	711	696	-	-	-	-	4	11	-	60	20	36	2	2	-
Fighter . . . . .	8,783	7,287	5,373	806	-	-	50	185	668	205	1,496	52	935	130	308	71
Reconnaissance . . .	1,146	1,004	864	7	2	1	8	16	96	10	142	17	74	23	26	2
Search and Rescue . .	374	259	204	-	1	-	20	-	28	6	115	77	20	18	-	-
Special Research . . .	4	-	-	-	-	-	-	-	-	-	4	-	-	4	-	-
Cargo . . . . .	4,494	4,087	1,744	28	1,262	130	435	47	403	38	407	208	82	83	27	7
Trainer . . . . .	8,295	6,505	1,290	3,651	893	4	166	76	405	20	1,790	1,576	121	29	35	19
Communication . . . .	1,419	1,341	183	260	428	-	243	18	194	15	78	39	-	25	8	6
Aerial Target . . . .	61	38	-	-	-	-	-	38	-	-	23	-	18	2	3	-
30 JUNE 1955																
USAF and Component Total . . .	<u>28,417</u>	<u>23,288</u>	<u>12,187</u>	<u>4,947</u>	<u>2,685</u>	<u>145</u>	<u>981</u>	<u>485</u>	<u>1,711</u>	<u>147</u>	<u>5,129</u>	<u>2,150</u>	<u>1,630</u>	<u>400</u>	<u>746</u>	<u>203</u>
Bomber . . . . .	2,586	1,800	1,486	65	16	3	5	103	103	19	786	302	318	70	77	19
Tanker . . . . .	801	745	736	-	-	-	-	2	7	-	56	-	33	3	-	20
Fighter . . . . .	9,323	7,506	5,685	928	1	-	67	180	572	73	1,817	156	865	130	545	121
Reconnaissance . . .	1,260	1,074	900	6	1	1	11	21	127	7	186	10	114	25	33	4
Search and Rescue . .	372	269	220	-	-	-	23	-	17	9	103	76	7	18	2	-
Special Research . . .	4	-	-	-	-	-	-	-	-	-	4	-	-	4	-	-
Cargo . . . . .	4,404	4,099	1,700	29	1,304	137	452	58	399	20	305	85	96	92	25	7
Trainer . . . . .	8,144	6,432	1,277	3,631	912	4	156	67	374	11	1,712	1,431	182	38	32	29
Communication . . . .	1,475	1,325	183	288	451	-	267	16	112	8	150	90	11	18	28	3
Aerial Target . . . .	48	38	-	-	-	-	-	38	-	-	10	-	4	2	4	-

Source: Operations Statistic Division, Directorate of Statistical Services, DCS/C.

**TABLE 54 - FUNCTIONAL DISTRIBUTION OF USAF AIRCRAFT INVENTORY BY TYPE -  
QUARTERLY, FISCAL YEAR 1955**

TYPE OF AIRCRAFT	TOTAL AIRCRAFT ON HAND	ACTIVE									INACTIVE					
		TOTAL	TACTICAL AND TRANSPORT	TRAINING	OPERATIONAL SUPPORT	ADMINIS-TRATIVE	SPECIAL MISSION	TEST	MAINTENANCE	PROJECT	TOTAL	STORAGE	MODIFI-CATION	BAILMENT AND X-MODEL	OTHER	EXCESS AND RECOMMENDED RECLAMATION
30 SEPTEMBER 1954																
<u>USAF - TOTAL</u>	<u>23,503</u>	<u>19,134</u>	<u>8,691</u>	<u>4,952</u>	<u>2,021</u>	<u>81</u>	<u>886</u>	<u>580</u>	<u>1,650</u>	<u>273</u>	<u>4,369</u>	<u>2,146</u>	<u>954</u>	<u>384</u>	<u>705</u>	<u>180</u>
Bomber . . . . .	2,316	1,555	1,279	46	7	3	3	118	91	8	761	408	196	72	55	30
Tanker . . . . .	702	645	623	-	-	-	-	4	18	-	57	-	34	2	-	21
Fighter . . . . .	6,698	5,599	3,651	815	8	-	53	225	750	97	1,099	37	394	115	484	69
Reconnaissance . . .	942	790	713	11	1	1	4	23	35	2	152	15	75	15	44	3
Search and Rescue . .	382	275	221	-	-	-	21	3	25	5	107	71	18	18	-	-
Special Research . . .	4	-	-	-	-	-	-	-	-	-	4	-	-	4	-	-
Cargo . . . . .	3,945	3,594	1,416	24	1,193	72	434	58	315	82	351	159	40	101	47	4
Trainer . . . . .	7,543	5,848	644	3,799	807	5	138	84	323	48	1,695	1,388	184	32	58	33
Communication . . . .	893	780	144	257	5	-	233	19	92	30	113	52	2	23	17	19
Aerial Target . . . .	78	48	-	-	-	-	-	46	1	1	30	16	11	2	-	1
31 DECEMBER 1954																
<u>USAF - TOTAL</u>	<u>24,066</u>	<u>19,396</u>	<u>8,829</u>	<u>4,852</u>	<u>2,105</u>	<u>81</u>	<u>890</u>	<u>539</u>	<u>1,542</u>	<u>558</u>	<u>4,670</u>	<u>2,350</u>	<u>1,090</u>	<u>325</u>	<u>589</u>	<u>246</u>
Bomber . . . . .	2,377	1,606	1,326	52	8	3	3	118	89	7	771	427	161	71	84	28
Tanker . . . . .	741	676	659	-	-	-	-	4	13	-	65	20	42	2	1	-
Fighter . . . . .	6,984	5,570	3,530	784	1	-	53	207	568	427	1,414	89	617	124	426	158
Reconnaissance . . . .	1,007	866	781	7	1	1	7	24	40	5	141	22	81	18	18	2
Search and Rescue . . .	377	266	214	-	1	-	19	3	19	10	111	76	16	18	1	-
Special Research . . . .	4	-	-	-	-	-	-	-	-	-	4	-	-	4	-	-
Cargo . . . . .	4,019	3,665	1,440	30	1,209	73	435	53	356	69	354	150	80	98	21	5
Trainer . . . . .	7,626	5,952	713	3,729	882	3	147	69	391	18	1,674	1,491	82	36	28	37
Communication . . . . .	863	751	166	250	3	1	226	18	65	22	112	62	2	22	10	16
Aerial Target . . . . .	68	44	-	-	-	-	-	43	1	-	24	13	9	2	-	-

TABLE 54 - FUNCTIONAL DISTRIBUTION OF USAF AIRCRAFT INVENTORY BY TYPE  
 QUARTERLY, FISCAL YEAR 1955 (CONTINUED)

TYPE OF AIRCRAFT	TOTAL AIRCRAFT ON HAND	ACTIVE									INACTIVE					
		TOTAL	TACTICAL AND TRANSPORT	TRAINING	OPERATIONAL SUPPORT	ADMINIS-TRATIVE	SPECIAL MISSION	TEST	MAINTENANCE	PROJECT	TOTAL	STORAGE	MODIFI-CATION	BAILMENT AND X-MODEL	OTHER	EXCESS AND RECOMMENDED RECLAMATION
31 MARCH 1955																
USAF - TOTAL.	24,694	19,786	9,321	4,820	2,173	86	894	495	1,673	327	4,908	2,408	1,503	394	489	114
Bomber . . . . .	2,481	1,675	1,352	68	10	3	3	111	86	42	806	419	218	68	82	19
Tanker . . . . .	771	711	696	-	-	-	-	4	11	-	60	20	36	2	2	-
Fighter . . . . .	7,285	5,794	3,946	806	-	-	49	185	603	205	1,491	52	934	130	308	67
Reconnaissance . . . . .	1,096	954	817	7	2	1	8	16	93	10	142	17	74	23	26	2
Search and Rescue . . . . .	374	259	204	-	1	-	-	20	28	6	115	77	20	18	-	-
Special Research . . . . .	4	-	-	-	-	-	-	-	-	-	4	-	-	4	-	-
Cargo . . . . .	4,097	3,690	1,418	28	1,262	78	431	47	388	38	407	208	82	83	27	7
Trainer . . . . .	7,660	5,872	705	3,651	892	4	140	76	384	20	1,788	1,576	121	39	33	19
Communication . . . . .	865	793	183	260	6	-	240	18	80	6	72	39	-	25	8	-
Aerial Target . . . . .	61	38	-	-	-	-	-	38	-	-	23	-	18	2	3	-
30 JUNE 1955																
USAF - TOTAL.	25,088	20,042	9,624	4,947	2,237	93	942	485	1,567	147	5,046	2,094	1,630	400	724	198
Bomber . . . . .	2,474	1,688	1,376	65	16	3	5	103	101	19	786	302	318	70	77	19
Tanker . . . . .	801	745	736	-	-	-	-	2	7	-	56	-	33	3	-	20
Fighter . . . . .	7,789	5,975	4,214	928	1	-	66	180	513	73	1,814	156	865	130	545	118
Reconnaissance . . . . .	1,187	1,001	829	6	1	1	11	21	125	7	186	10	114	25	33	4
Search and Rescue . . . . .	372	269	220	-	-	-	-	23	17	9	103	76	7	18	2	-
Special Research . . . . .	4	-	-	-	-	-	-	-	-	-	4	-	-	4	-	-
Cargo . . . . .	4,007	3,702	1,364	29	1,304	85	447	58	395	20	305	85	96	92	25	7
Trainer . . . . .	7,528	5,816	702	3,631	911	4	125	67	365	11	1,712	1,431	182	38	32	29
Communication . . . . .	878	808	183	288	4	-	265	16	44	8	70	34	11	18	6	1
Aerial Target . . . . .	48	38	-	-	-	-	-	38	-	-	10	-	4	2	4	-

Source: Operations Statistics Division, Directorate of Statistical Services, DCS/C.

TABLE 55 - FUNCTIONAL DISTRIBUTION SUMMARY OF USAF AIRCRAFT POSSESSED, QUARTERLY - FISCAL YEARS 1950 - 1955

(This is a new table and does not appear in the previous fiscal year Statistical Digest)

DATE OF INVENTORY	TOTAL AIRCRAFT ON HAND	ACTIVE									INACTIVE					
		TOTAL ACTIVE AIRCRAFT	TACTICAL AND TRANSPORT UNIT	TRAINING	OPERATIONAL SUPPORT	ADMINISTRATIVE	SPECIAL MISSION	TEST	MAINTENANCE	PROJECT	TOTAL INACTIVE	STORAGE	MODIFICATION	BAILMENT AND X-MODEL	OTHER	EXCESS AND RECOMMENDED RECLAMATION
<b>FY 1950</b>																
30 September	18,927	9,337	a/4,916		2,262	212	336	333	1,278	-	9,590	8,088	753	323	155	271
31 December	17,686	8,966	a/4,780		2,228	183	330	369	683	387	8,726	7,462	565	351	200	148
31 March	17,108	8,698	a/4,919		2,014	148	367	383	563	304	8,410	7,118	521	347	287	137
30 June	17,063	8,780	a/4,870		1,964	228	336	404	615	363	8,283	6,993	437	332	319	202
<b>FY 1951</b>																
30 September	17,444	9,972	a/5,349		1,843	240	365	444	1,312	419	7,472	5,989	430	386	585	82
31 December	17,510	10,298	a/5,648		1,884	246	414	431	1,236	439	7,212	5,529	698	351	589	45
31 March	18,193	11,591	a/6,974		1,943	277	452	444	1,102	399	6,602	4,979	957	313	335	18
30 June	18,820	12,850	a/7,797		2,096	337	447	438	1,225	510	5,970	4,204	1,019	435	294	18
<b>FY 1952</b>																
30 September	19,218	13,179	a/7,926		2,240	147	550	460	1,483	373	6,039	4,054	1,032	428	472	53
31 December	19,066	13,520	5,493	3,290	2,059	93	485	478	1,221	401	5,546	3,350	1,253	443	480	20
31 March	19,300	14,272	5,673	3,853	1,873	76	519	511	1,314	453	5,028	2,955	1,200	438	412	23
30 June	19,800	15,292	5,912	4,544	1,955	74	550	574	1,274	409	4,508	2,234	1,268	433	541	32
<b>FY 1953</b>																
30 September	20,096	16,074	6,218	4,974	2,066	80	621	573	1,247	295	4,022	1,963	1,175	435	426	23
31 December	20,474	16,456	6,407	5,197	2,110	68	673	582	1,126	293	4,018	1,759	1,231	451	549	28
31 March	20,989	16,873	6,605	5,239	2,152	75	701	592	1,170	339	4,116	1,675	1,110	434	873	24
30 June	21,363	17,108	7,067	4,948	2,083	67	684	614	1,334	311	4,255	2,024	1,018	429	759	25
<b>FY 1954</b>																
30 September	21,786	17,590	7,601	5,055	1,972	67	731	604	1,308	452	4,196	1,966	946	413	853	18
31 December	22,344	17,726	7,862	5,162	1,734	79	727	593	1,414	155	4,618	2,495	918	384	807	14
31 March	22,946	18,039	8,212	5,033	1,701	82	787	556	1,496	172	4,907	2,721	897	368	841	80
30 June	23,465	18,743	8,432	5,102	1,933	80	812	568	1,442	374	4,722	2,414	859	413	884	152
<b>FY 1955</b>																
30 September	23,503	19,134	8,691	4,952	2,021	81	886	580	1,650	273	4,369	2,146	954	384	705	180
31 December	24,066	19,396	8,829	4,852	2,105	81	890	539	1,542	558	4,670	2,350	1,090	395	589	246
31 March	24,694	19,786	9,321	4,820	2,173	86	891	495	1,673	327	4,908	2,408	1,503	394	489	114
30 June	25,088	20,042	9,624	4,947	2,237	93	942	485	1,567	147	5,046	2,094	1,630	400	724	198

a/Data prior to 31 December 1951 represents totals of "Tact and Trans" and Training.

Source: Operations Statistics Division, Directorate of Statistical Services, ECS/C.















TABLE 56 - CALENDAR AGE DISTRIBUTION OF USAF AIRPLANES - QUARTERLY - FISCAL YEAR 1955 (CONTINUED)

TYPE AND MODEL	AVR AGE IN MONTHS	TOTAL AIRPLANES	AGE IN MONTHS									
			0-12	13-24	25-36	37-48	49-60	61-72	73-84	85-96	97-108	Over 109
30 JUNE 1955 (CONT'D)												
<b>Bombers (Cont'd)</b>												
B-29		332	-	-	-	-	-	-	-	-	-	332
B-36		216	5	35	41	85	50	-	-	-	-	-
B-45		69	-	-	-	-	3	51	13	2	-	-
B-47		1,131	406	393	239	93	-	-	-	-	-	-
B-50		202	-	-	-	-	46	143	7	6	-	-
B-51		1	-	-	-	1	-	-	-	-	-	-
B-52		5	2	1	2	-	-	-	-	-	-	-
B-57		140	134	6	-	-	-	-	-	-	-	-
B-66		1	1	-	-	-	-	-	-	-	-	-
A-2		1	-	1	-	-	-	-	-	-	-	-
<b>Tankers - Total</b>	<b>38.8</b>	<b>801</b>	<b>164</b>	<b>253</b>	<b>147</b>	<b>95</b>	<b>2</b>	<b>-</b>	<b>-</b>	<b>-</b>	<b>-</b>	<b>140</b>
KB-29		140	-	-	-	-	-	-	-	-	-	140
KC-97		661	164	253	147	95	2	-	-	-	-	-
<b>Fighters - Total</b>	<b>21.3</b>	<b>7,709</b>	<b>2,709</b>	<b>2,491</b>	<b>1,544</b>	<b>512</b>	<b>163</b>	<b>208</b>	<b>35</b>	<b>5</b>	<b>3</b>	<b>119</b>
F-9		1	-	-	-	-	-	-	-	-	-	1
F-47		1	-	-	-	-	-	-	-	-	-	-
F-51		118	-	-	-	-	-	-	-	-	-	118
F-80		58	-	-	-	-	-	26	25	4	3	-
F-84F		1,432	1,000	412	19	-	1	-	-	-	-	-
F-84G		488	-	-	266	222	-	-	-	-	-	-
F-84 (Other)		196	-	1	-	-	78	113	3	1	-	-
F-86D		2,122	837	907	362	14	2	-	-	-	-	-
F-86F		1,493	-	760	663	70	-	-	-	-	-	-
F-86H		380	364	14	2	-	-	-	-	-	-	-
F-86 (Other)		246	10	2	59	75	31	64	5	-	-	-
F-88		1	-	-	-	-	1	-	-	-	-	-
F-89		578	295	174	40	64	5	-	-	-	-	-
F-91		2	1	-	-	-	-	-	1	-	-	-
F-94		453	-	204	132	67	45	4	1	-	-	-
F-100		190	177	12	1	-	-	-	-	-	-	-
F-101		15	15	-	-	-	-	-	-	-	-	-
F-102		14	10	4	-	-	-	-	-	-	-	-
MIG-15		1	-	1	-	-	-	-	-	-	-	-
<b>Reconnaissance - Total</b>	<b>47.2</b>	<b>1,187</b>	<b>367</b>	<b>189</b>	<b>131</b>	<b>65</b>	<b>64</b>	<b>11</b>	<b>55</b>	<b>-</b>	<b>63</b>	<b>242</b>
RB-17		3	-	-	-	-	-	-	-	-	-	3
RB-25		2	-	-	-	-	-	-	-	-	-	2
RB-26		116	-	-	-	-	-	-	-	-	-	116
RB-29		83	-	-	-	-	-	-	-	-	-	83
RB-36		137	-	8	38	44	44	3	-	-	-	-
RB-45		20	-	-	-	-	20	-	-	-	-	-
RB-47		321	137	96	67	21	-	-	-	-	-	-
RB-50		40	-	-	-	-	-	1	39	-	-	-
RB-52		13	13	-	-	-	-	-	-	-	-	-
RB-57		62	16	46	-	-	-	-	-	-	-	-
RB-66		9	8	1	-	-	-	-	-	-	-	-
RC-45		20	-	6	10	-	-	-	-	-	-	4
RC-47		6	-	-	-	-	-	-	-	-	-	6
RC-121		36	30	6	-	-	-	-	-	-	-	-
RF-80		114	-	-	-	-	-	7	16	-	63	28
RF-84		184	161	23	-	-	-	-	-	-	-	-
RF-86		19	-	3	16	-	-	-	-	-	-	-
RF-101		2	2	-	-	-	-	-	-	-	-	-
<b>Search &amp; Rescue - Total</b>	<b>62.0</b>	<b>372</b>	<b>-</b>	<b>57</b>	<b>87</b>	<b>70</b>	<b>34</b>	<b>21</b>	<b>-</b>	<b>-</b>	<b>-</b>	<b>103</b>
SA-16		269	-	57	87	70	34	21	-	-	-	-
SB-17		8	-	-	-	-	-	-	-	-	-	8
SB-29		26	-	-	-	-	-	-	-	-	-	26
SC-47		66	-	-	-	-	-	-	-	-	-	66
SC-54		3	-	-	-	-	-	-	-	-	-	3
<b>Special Research - Total</b>		<b>4</b>	<b>1</b>	<b>1</b>	<b>1</b>	<b>-</b>	<b>-</b>	<b>-</b>	<b>-</b>	<b>1</b>	<b>-</b>	<b>-</b>
X-1		3	1	1	1	-	-	-	-	1	-	-
X-3		1	-	1	-	-	-	-	-	-	-	-
<b>Cargo - Total</b>	<b>73.0</b>	<b>4,007</b>	<b>424</b>	<b>586</b>	<b>640</b>	<b>256</b>	<b>165</b>	<b>74</b>	<b>15</b>	<b>10</b>	<b>24</b>	<b>1,813</b>
B-25		35	-	-	-	-	-	-	-	-	-	35
B-26		2	-	-	-	-	-	-	-	-	-	2
T-29		4	-	-	2	2	-	-	-	-	-	-
C-45		744	62	259	275	55	-	-	-	-	-	93

TABLE 56 - CALENDAR AGE DISTRIBUTION OF USAF AIRPLANES  
 QUARTERLY - FISCAL YEAR 1955 (CONTINUED)

TYPE AND MODEL	AVR AGE IN MONTHS	TOTAL AIR- PLANES	AGE IN MONTHS									
			0-12	13-24	25-36	37-48	49-60	61-72	73-84	85-96	97-108	Over 109
30 JUNE 1955 (CONT'D)												
<u>Cargo (Cont'd)</u>												
C-46		186	-	-	-	-	-	-	-	-	-	186
C-47		1,065	-	-	-	-	-	-	-	-	-	1,065
C-53		1	-	-	-	-	-	-	-	-	-	1
C-54		364	-	-	-	-	-	-	-	-	-	364
C-74		11	-	-	-	-	-	-	-	-	10	1
C-82		17	-	-	-	-	-	-	2	5	9	1
C-97		71	-	2	-	-	32	28	1	4	4	-
C-99		1	-	-	-	-	-	-	1	-	-	-
C-117		65	-	-	-	-	-	-	-	-	-	65
C-118		68	51	-	16	-	-	-	-	-	-	-
C-119		824	157	205	217	123	77	44	1	1	-	-
C-121		14	4	-	-	-	-	-	10	-	-	-
C-122		9	-	-	-	-	9	-	-	-	-	-
C-123		12	11	1	-	-	-	-	-	-	-	-
C-124		433	69	108	130	76	47	2	-	-	1	-
C-130		3	3	-	-	-	-	-	-	-	-	-
C-131		78	67	11	-	-	-	-	-	-	-	-
<u>Trainers - Total</u>	<u>59.8</u>	<u>7,528</u>	<u>653</u>	<u>975</u>	<u>1,399</u>	<u>1,331</u>	<u>804</u>	<u>157</u>	<u>41</u>	<u>10</u>	-	<u>2,158</u>
T-6		2,018	-	-	205	556	389	68	-	-	-	800
T-7		12	-	-	-	-	-	-	-	-	-	12
T-8		8	-	-	-	-	-	-	-	-	-	8
T-11		30	-	-	-	-	-	-	-	-	-	30
T-17		30	-	-	-	-	-	-	-	-	-	-
T-28		1,022	-	128	279	292	306	17	-	-	-	-
T-29		346	115	94	69	28	28	12	-	-	-	-
T-33		2,286	331	689	759	354	79	59	15	-	-	-
T-34		267	204	63	-	-	-	-	-	-	-	-
T-37		3	3	-	-	-	-	-	-	-	-	-
TB-25		914	-	-	-	-	-	-	-	-	-	914
TB-26		228	-	-	-	-	-	-	-	-	-	228
TB-29		108	-	-	-	-	-	-	-	-	-	108
TB-45		15	-	-	-	-	-	1	13	1	-	-
TB-47		63	-	-	1	60	2	-	-	-	-	-
TB-50		45	-	-	24	-	-	12	9	-	-	-
TC-45		90	-	-	54	36	-	-	-	-	-	-
TC-47		26	-	-	-	-	-	-	-	-	-	26
TC-54		8	-	-	-	-	-	-	-	-	-	8
TF-47		1	-	-	-	-	-	-	-	-	-	1
TF-51		23	-	-	-	-	-	-	-	-	-	23
TF-86		14	-	1	8	5	-	-	-	-	-	-
TH-5		1	-	-	-	-	-	-	1	-	-	-
<u>Communications - Total</u>	<u>30.0</u>	<u>878</u>	<u>127</u>	<u>237</u>	<u>229</u>	<u>217</u>	<u>26</u>	<u>5</u>	<u>11</u>	<u>10</u>	<u>9</u>	<u>7</u>
L-5		6	-	-	-	-	-	-	-	-	-	6
L-13		2	-	-	-	-	-	-	1	1	-	-
L-19		81	12	54	2	11	2	-	-	-	-	-
L-20		184	3	22	107	51	1	-	-	-	-	-
L-21		121	-	-	-	105	16	-	-	-	-	-
L-23		1	1	-	-	-	-	-	-	-	-	-
H-5		34	-	-	-	-	-	5	10	9	9	1
H-13		96	-	28	46	18	4	-	-	-	-	-
H-18		1	-	-	-	-	1	-	-	-	-	-
H-19		255	53	104	65	32	1	-	-	-	-	-
H-21		93	56	28	9	-	-	-	-	-	-	-
H-25		1	-	1	-	-	-	-	-	-	-	-
H-34		2	2	-	-	-	-	-	-	-	-	-
H-39		1	-	-	-	-	1	-	-	-	-	-

Source: Operations Statistics Division, Directorate of Statistical Services, DCS/Comptroller

TABLE 57— USAF AIRCRAFT IN STORAGE BY TYPE AND MODEL  
 QUARTERLY, FISCAL YEAR 1955

TYPE AND MODEL	30 SEPTEMBER 1954	31 DECEMBER 1954	31 MARCH 1955	30 JUNE 1955
<b>TOTAL . . . . .</b>	<u>2,146</u>	<u>2,355</u>	<u>2,408</u>	<u>2,094</u>
<b>Bomber - Total . . . . .</b>	<u>408</u>	<u>427</u>	<u>419</u>	<u>302</u>
B-17 . . . . .	5	5	6	7
B-26 . . . . .	7	36	34	35
B-29 . . . . .	278	309	304	189
B-47 . . . . .	1	1	-	-
B-50 . . . . .	117	76	75	71
<b>Tanker - Total . . . . .</b>	<u>-</u>	<u>20</u>	<u>20</u>	<u>-</u>
KB-29M . . . . .	-	20	20	-
<b>Fighter - Total . . . . .</b>	<u>37</u>	<u>89</u>	<u>52</u>	<u>156</u>
F-47 . . . . .	5	5	5	1
F-51 . . . . .	-	36	22	6
F-84 . . . . .	18	28	10	6
F-86 . . . . .	7	8	12	140
F-89 . . . . .	-	12	3	3
F-94 . . . . .	7	-	-	-
<b>Reconnaissance - Total</b>	<u>15</u>	<u>22</u>	<u>17</u>	<u>10</u>
RB-17 . . . . .	2	2	2	2
RB-26 . . . . .	4	3	3	-
RB-29 . . . . .	-	2	2	-
WB-29 . . . . .	2	10	5	1
RB-36 . . . . .	-	1	1	3
RB-50 . . . . .	3	-	-	-
RC-45 . . . . .	4	4	4	-
RF-80 . . . . .	-	-	-	3
RF-86 . . . . .	-	-	-	1
<b>Search &amp; Rescue - Total</b>	<u>71</u>	<u>76</u>	<u>77</u>	<u>76</u>
SA-16 . . . . .	70	72	73	73
SB-17 . . . . .	-	2	2	3
SB-29 . . . . .	1	2	2	-
<b>Cargo - Total . . . . .</b>	<u>159</u>	<u>155</u>	<u>208</u>	<u>85</u>
C-45 . . . . .	97	118	124	15
C-16 . . . . .	28	29	60	48
C-54 . . . . .	31	1	1	-
C-82 . . . . .	3	5	19	14
VB-17 . . . . .	-	2	4	8
<b>Trainer - Total . . . . .</b>	<u>1,388</u>	<u>1,491</u>	<u>1,576</u>	<u>1,431</u>
T-6 . . . . .	950	992	1,144	1,216
T-7 . . . . .	42	42	-	-
T-11 . . . . .	129	133	139	-
T-28 . . . . .	259	281	240	162
TB-17 . . . . .	7	14	16	18
TB-26 . . . . .	-	24	20	21
TB-29 . . . . .	-	4	3	-
TB-50 . . . . .	-	-	13	13
TF-47 . . . . .	1	1	1	1
<b>Communication - Total</b>	<u>52</u>	<u>62</u>	<u>39</u>	<u>34</u>
L-17 . . . . .	13	-	-	-
L-19 . . . . .	-	-	-	12
L-20 . . . . .	3	2	1	1
L-23 . . . . .	6	1	-	-
H-13 . . . . .	13	12	12	7
H-19 . . . . .	17	26	5	3
H-21 . . . . .	-	21	21	11
<b>Aerial Target - Total</b>	<u>16</u>	<u>13</u>	<u>-</u>	<u>-</u>
QB-17 . . . . .	16	13	-	-

Source: Operations Statistics Division, Directorate of Statistical Services, RGS/C.



TABLE 58 - USAF AND COMPONENTS CLASS 01Z INVENTORY  
QUARTERLY, FISCAL YEAR 1955

TYPE AND MODEL	30 SEPTEMBER 1954	31 DECEMBER 1954	31 MARCH 1955	30 JUNE 1955
TOTAL . . . . .	<u>333</u>	<u>333</u>	<u>257</u>	<u>208</u>
<u>Bomber - Total</u> . . . . .	<u>21</u>	<u>18</u>	<u>18</u>	<u>19</u>
B-25 . . . . .	10	10	9	9
B-26 . . . . .	3	3	3	3
B-47 . . . . .	4	1	1	2
B-50 . . . . .	4	4	4	4
B-57 . . . . .	-	-	1	1
<u>Fighter - Total</u> . . . . .	<u>163</u>	<u>171</u>	<u>98</u>	<u>98</u>
F-47 . . . . .	1	1	1	1
F-80 . . . . .	44	7	7	7
F-84 . . . . .	91	130	54	50
F-86 . . . . .	21	26	29	31
F-89 . . . . .	3	3	3	4
F-94 . . . . .	3	3	3	3
F-100 . . . . .	-	1	1	2
<u>Reconnaissance - Total</u>	<u>1</u>	<u>2</u>	<u>2</u>	<u>2</u>
RB-35 . . . . .	1	1	1	-
RB-47 . . . . .	-	-	-	1
RF-84 . . . . .	-	1	1	1
<u>Cargo - Total</u> . . . . .	<u>15</u>	<u>17</u>	<u>17</u>	<u>15</u>
C-46 . . . . .	2	2	2	1
C-54 . . . . .	6	6	6	6
C-97 . . . . .	1	1	1	1
C-119 . . . . .	4	6	5	5
C-124 . . . . .	2	2	3	2
<u>Trainer - Total</u> . . . . .	<u>27</u>	<u>19</u>	<u>16</u>	<u>13</u>
T-6 . . . . .	1	1	1	-
T-33 . . . . .	3	3	3	3
TB-25 . . . . .	13	4	1	-
TB-26 . . . . .	3	3	3	2
TB-47 . . . . .	6	7	7	7
TF-51 . . . . .	1	1	1	1
<u>Communication - Total</u>	<u>106</u>	<u>106</u>	<u>106</u>	<u>61</u>
L-5 . . . . .	4	4	4	-
L-16 . . . . .	30	30	30	-
L-19 . . . . .	23	23	23	18
H-5 . . . . .	4	4	4	4
H-13 . . . . .	42	42	40	32
H-19 . . . . .	3	3	4	5
H-21 . . . . .	-	-	1	2

Source: Operations Statistics Division, Directorate of Statistical Services, DCS/Comptroller

TABLE 59—USAF AND COMPONENTS AIRCRAFT INVENTORY GAINS AND LOSSES  
BY LINE CLASSIFICATION — FISCAL YEAR 1955

(For comparative purposes to the previous fiscal year table, see Table 41, SDFY 1954.)

LINE NUMBER	TYPE AND LINE CLASSIFICATION	G A I N S							
		AIRCRAFT INVENTORY 1 JULY 1954	P R O D U C T I O N		CON- VERSION	FIRST LINE	SALVAGE	CLASS 01Z	OTHER a/
			USAF	NON-USAF AGENCIES					
1	<u>AIRCRAFT - TOTAL</u>	<u>26,952</u>	<u>4,834</u>	<u>1,591</u>	<u>815</u>	<u>963</u>	<u>209</u>	<u>56</u>	<u>335</u>
2	First-Line . . . . .	15,933	4,814	1,585	45	7	7	18	159
3	Second-Line . . . . .	11,019	20	6	770	956	202	38	176
4	<u>AIRPLANE - TOTAL</u>	<u>26,873</u>	<u>4,834</u>	<u>1,591</u>	<u>812</u>	<u>963</u>	<u>209</u>	<u>56</u>	<u>335</u>
5	First-Line . . . . .	15,933	4,814	1,585	45	7	7	18	159
6	Second-Line . . . . .	10,940	20	6	767	956	202	38	176
7	<u>COMBAT - TOTAL</u>	<u>12,436</u>	<u>3,621</u>	<u>282</u>	<u>329</u>	<u>938</u>	<u>67</u>	<u>24</u>	<u>41</u>
8	<u>Bomber</u>	<u>2,622</u>	<u>570</u>	<u>-</u>	<u>55</u>	<u>200</u>	<u>55</u>	<u>1</u>	<u>2</u>
9	First-Line . . . . .	1,158	570	-	1	-	-	-	-
10	Second-Line . . . . .	1,464	-	-	54	200	55	1	2
11	<u>Tanker</u>	<u>686</u>	<u>166</u>	<u>-</u>	<u>1</u>	<u>-</u>	<u>-</u>	<u>-</u>	<u>-</u>
12	First-Line . . . . .	501	166	-	-	-	-	-	-
13	Second-Line . . . . .	185	-	-	1	-	-	-	-
14	<u>Fighter</u>	<u>7,841</u>	<u>2,525</u>	<u>460</u>	<u>205</u>	<u>652</u>	<u>11</u>	<u>23</u>	<u>38</u>
15	First-Line . . . . .	5,843	2,516	460	-	3	7	11	31
16	Second-Line . . . . .	1,998	9	-	205	649	4	12	7
17	<u>Reconnaissance</u>	<u>926</u>	<u>360</u>	<u>122</u>	<u>39</u>	<u>65</u>	<u>1</u>	<u>-</u>	<u>1</u>
18	First-Line . . . . .	477	358	122	13	3	-	-	1
19	Second-Line . . . . .	449	2	-	26	62	1	-	-
20	<u>Search and Rescue</u>	<u>361</u>	<u>-</u>	<u>-</u>	<u>29</u>	<u>21</u>	<u>-</u>	<u>-</u>	<u>-</u>
21	First-Line . . . . .	277	-	-	-	-	-	-	-
22	Second-Line . . . . .	84	-	-	29	21	-	-	-
23	<u>NON-COMBAT - TOTAL</u>	<u>14,437</u>	<u>1,213</u>	<u>1,009</u>	<u>483</u>	<u>25</u>	<u>142</u>	<u>32</u>	<u>294</u>
24	<u>Special Research</u>	<u>3</u>	<u>1</u>	<u>-</u>	<u>-</u>	<u>-</u>	<u>-</u>	<u>-</u>	<u>-</u>
25	First-Line . . . . .	-	1	-	-	-	-	-	-
26	Second-Line . . . . .	3	-	-	-	-	-	-	-
27	<u>Cargo</u>	<u>4,261</u>	<u>369</u>	<u>14</u>	<u>63</u>	<u>16</u>	<u>140</u>	<u>3</u>	<u>23</u>
28	First-Line . . . . .	1,185	365	14	30	-	-	1	4
29	Second-Line . . . . .	3,076	4	-	33	16	140	2	19
30	<u>Trainer</u>	<u>8,487</u>	<u>745</u>	<u>392</u>	<u>418</u>	<u>1</u>	<u>1</u>	<u>24</u>	<u>25</u>
31	First-Line . . . . .	5,505	742	392	-	1	-	1	20
32	Second-Line . . . . .	2,982	3	-	418	-	1	23	5
33	<u>Communication</u>	<u>1,686</u>	<u>98</u>	<u>603</u>	<u>2</u>	<u>8</u>	<u>1</u>	<u>5</u>	<u>246</u>
34	First-Line . . . . .	987	97	597	1	-	-	5	103
35	Second-Line . . . . .	699	1	6	1	8	1	-	143
36	<u>AERIAL TARGET</u>	<u>79</u>	<u>-</u>	<u>-</u>	<u>3</u>	<u>-</u>	<u>-</u>	<u>-</u>	<u>-</u>
37	Second-Line . . . . .	79	-	-	3	-	-	-	-

SOURCE: Operations Statistics Division, Directorate of Statistical Services, DCS/C.

TABLE 59 - USAF AND COMPONENTS AIRCRAFT INVENTORY GAINS AND LOSSES  
BY LINE CLASSIFICATION - FISCAL YEAR 1955 (CONTINUED)

L O S S E S							ENDING INVENTORY 30 JUNE 1955					LINE NUMBER	
CON- VERSION	SECOND LINE	BEYOND ECON REPAIR AND AUTH NO. 1	CLASS O12 26 AND 32	FOREIGN GOV'TS (...)	OTHER NON-USA (...)	NEW PRODUCTION	TOTAL	USAF	ANG	AFR	CAP		EAR- MARKED
773	966	2,554	144	557	342	1,243	29,170	25,088	2,052	682	595	753	1
57	957	783	115	283	158	1,213	18,997	17,604	509	182	-	702	2
722	9	1,766	29	274	184	30	10,173	7,484	1,543	500	595	51	3
778	961	2,526	144	557	342	1,243	29,122	25,040	2,052	682	595	753	4
57	957	783	115	283	158	1,213	18,997	17,604	509	182	-	702	5
721	4	1,738	29	274	184	30	10,125	7,436	1,543	500	595	51	6
270	933	1,559	54	268	63	381	14,510	12,623	1,475	244	-	168	7
75	200	546	2	32	48	-	2,502	2,487	89	23	-	3	8
1	200	27	1	-	-	-	1,500	1,500	-	-	-	-	9
74	-	519	1	32	48	-	1,102	987	89	23	-	3	10
2	-	50	-	-	-	-	801	801	-	-	-	-	11
-	-	4	-	-	-	-	661	661	-	-	-	-	12
-	-	46	-	-	-	-	140	140	-	-	-	-	13
174	650	899	50	216	10	339	9,417	7,789	1,314	220	-	94	14
26	647	479	28	159	1	331	7,206	6,950	176	-	-	86	15
154	3	420	22	57	9	8	2,211	839	1,138	220	-	14	16
19	62	51	2	19	1	42	1,318	1,174	72	1	-	71	17
3	62	13	2	14	-	42	838	758	-	-	-	70	18
16	-	38	-	5	1	-	480	406	72	1	-	1	19
-	21	13	-	1	4	-	372	372	-	-	-	-	20
-	21	9	-	1	2	-	248	248	-	-	-	-	21
-	-	7	-	1	2	-	124	124	-	-	-	-	22
508	28	967	20	289	279	862	14,512	12,417	577	438	595	585	23
-	-	-	-	-	-	-	4	4	-	-	-	-	24
-	-	-	-	-	-	-	4	4	-	-	-	-	25
-	-	-	-	-	-	-	4	4	-	-	-	-	26
89	19	294	5	15	29	7	4,431	4,007	148	249	-	27	27
30	19	22	4	-	29	7	1,517	1,484	-	25	-	8	28
59	-	272	1	15	29	-	2,914	2,523	148	224	-	19	29
417	1	528	71	271	168	84	8,553	7,528	427	189	-	409	30
-	-	206	70	107	146	84	6,048	5,162	333	157	-	396	31
417	1	322	1	164	22	-	2,505	2,366	94	32	-	13	32
2	8	145	14	3	82	771	1,624	878	2	-	595	149	33
1	8	31	10	3	9	749	979	831	-	-	-	148	34
1	-	114	4	-	73	22	645	47	2	-	595	1	35
1	5	28	-	-	-	-	48	48	-	-	-	-	36
1	5	28	-	-	-	-	48	48	-	-	-	-	37

TABLE 60 -- USAF AND COMPONENTS AIRCRAFT INVENTORY GAINS AND LOSSES  
BY TYPE AND MODEL -- FISCAL YEAR 1955

(For comparative purposes to the previous fiscal year table, see Table 41, SDFY 1954.)

LINE NUMBER	TYPE, MODEL AND LINE CLASSIFICATION	AIRCRAFT INVENTORY 1 JULY 1954	G A I N S						
			P R O D U C T I O N		CON- VERSION	FIRST LINE	SALVAGE	CLASS O I Z	OTHER a/
			USAF	NON-USAF AGENCIES					
1	AIRCRAFT - TOTAL	26,952	4,834	1,591	815	963	209	56	335
2	First-Line	15,933	4,814	1,585	45	7	7	18	159
3	Second-Line	11,019	20	6	770	956	202	38	176
4	<b>BOMBER</b>	2,622	570	-	55	200	55	1	2
5	First-Line	1,158	570	-	1	-	-	-	-
6	B-36	215	5	-	-	-	-	-	-
7	B-45	-	-	-	1	-	-	-	-
8	B-47	739	408	-	-	-	-	-	-
9	B-50	195	-	-	-	-	-	-	-
10	B-52	1	15	-	-	-	-	-	-
11	B-57	7	141	-	-	-	-	-	-
12	A2D	1	-	-	-	-	-	-	-
13	B-66	-	1	-	-	-	-	-	-
14	Second-Line	1,464	-	-	54	200	55	1	2
15	B-17	35	-	-	1	-	-	-	-
16	B-24	1	-	-	-	-	-	-	-
17	B-25	9	-	-	-	-	-	1	-
18	B-26	500	-	-	48	-	1	-	-
19	B-29	782	-	-	-	2	54	-	1
20	YB-29	2	-	-	-	-	-	-	-
21	XB-29	2	-	-	-	-	-	-	-
22	B-36	-	-	-	-	1	-	-	-
23	XB-36	-	-	-	1	-	-	-	-
24	B-45	70	-	-	2	1	-	-	-
25	B-47	4	-	-	-	2	-	-	-
26	YB-47	1	-	-	-	-	-	-	-
27	YTB-47	2	-	-	-	-	-	-	-
28	XB-47	-	-	-	2	-	-	-	-
29	B-50	50	-	-	-	194	-	-	-
30	XB-51	1	-	-	-	-	-	-	-
31	XB-52	1	-	-	-	-	-	-	-
32	YB-52	1	-	-	-	-	-	-	-
33	YB-60	2	-	-	-	-	-	-	-
34	P2V-5	-	-	-	-	-	-	-	1
35	A2D	1	-	-	-	-	-	-	-
36	<b>TANKER</b>	686	166	-	1	-	-	-	-
37	First-Line	501	166	-	-	-	-	-	-
38	KC-97	501	166	-	-	-	-	-	-
39	Second Line	185	-	-	1	-	-	-	-
40	KB-29	185	-	-	-	-	-	-	-
41	YKB-29	-	-	-	1	-	-	-	-
42	<b>FIGHTERS</b>	7,841	2,525	460	205	652	11	23	38
43	First-Line	5,843	2,516	460	-	3	7	11	31
44	F-80	2	-	-	-	-	-	-	-
45	F-84	1,445	777	439	-	-	2	2	1
46	F-86	3,344	1,238	21	-	3	4	7	30
47	F-89	349	300	-	-	-	-	-	-
48	F-94	687	-	-	-	-	1	1	-
49	F-100	15	181	-	-	-	-	1	-
50	F-101	-	15	-	-	-	-	-	-
51	F-102	-	5	-	-	-	-	-	-
52	MIG-15	1	-	-	-	-	-	-	-
53	Second-Line	1,998	9	-	205	649	4	12	7
54	F-9	1	-	-	-	-	-	-	-
55	F-47	12	-	-	-	-	-	-	-
56	F-51	696	-	-	3	-	-	2	2
57	F-80	475	-	-	199	2	-	5	1
58	F-84	421	-	-	-	175	1	4	2
59	YF-84	3	-	-	-	-	-	-	-
60	F-86	337	-	-	-	137	1	1	2
61	YF-86	2	1	-	2	-	-	-	-
62	XF-88	2	1	-	-	-	-	-	-
63	F-89	25	-	-	-	15	-	-	-

TABLE 60 - USAF AND COMPONENTS AIRCRAFT INVENTORY GAINS AND LOSSES  
BY TYPE AND MODEL - FISCAL YEAR 1955 (CONTINUED)

CON- VERSION	SECOND LINE	BEYOND ECON REPAIR AND AUTH RECLM	L O S S E S			ENDING INVENTORY 30 JUNE 1955							LINE NUMBER
			CLASS 01Z 26 AND 32	T R A N S F E R S			TOTAL	USAF	AMJ	AFR	CAP	EAR- MARKED	
				FOREIGN GOV'TS (STOCK)	OTHER NON-USAF (STOCK)	NEW PRODUCTION							
179	966	2,554	144	557	342	1,243	29,170	25,088	2,052	682	595	753	1
57	957	788	115	283	158	1,213	18,997	17,604	509	182	-	702	2
722	9	1,766	29	274	184	30	10,173	7,484	1,543	500	595	51	3
75	200	546	2	32	48	-	2,602	2,487	89	23	-	3	4
1	200	27	1	-	-	-	1,500	1,500	-	-	-	-	5
-	2	3	-	-	-	-	215	215	-	-	-	-	6
-	1	-	-	-	-	-	-	-	-	-	-	-	7
-	3	17	-	-	-	-	1,127	1,127	-	-	-	-	8
1	194	-	-	-	-	-	-	-	-	-	-	-	9
-	-	-	-	-	-	-	16	16	-	-	-	-	10
-	-	7	1	-	-	-	140	140	-	-	-	-	11
-	-	-	-	-	-	-	1	1	-	-	-	-	12
-	-	-	-	-	-	-	1	1	-	-	-	-	13
74	-	519	1	32	48	-	1,102	987	89	23	-	3	14
-	-	2	-	-	-	-	34	34	-	-	-	-	15
-	-	1	-	-	-	-	9	9	-	-	-	-	16
1	-	-	-	-	-	-	447	333	89	23	-	2	17
53	-	11	-	32	6	-	331	330	-	-	-	1	18
13	-	457	-	-	38	-	1	1	-	-	-	-	19
-	-	1	-	-	-	-	1	1	-	-	-	-	20
-	-	-	-	-	1	-	1	1	-	-	-	-	21
1	-	-	-	-	-	-	1	1	-	-	-	-	22
-	-	-	-	-	-	-	69	69	-	-	-	-	23
4	-	-	-	-	-	-	-	-	-	-	-	-	24
2	-	2	1	-	1	-	-	-	-	-	-	-	25
-	-	1	-	-	-	-	-	-	-	-	-	-	26
-	-	-	-	-	-	-	2	2	-	-	-	-	27
-	-	-	-	-	-	-	2	2	-	-	-	-	28
-	-	41	-	-	1	-	202	202	-	-	-	-	29
-	-	-	-	-	-	-	1	1	-	-	-	-	30
-	-	-	-	-	-	-	1	1	-	-	-	-	31
-	-	-	-	-	-	-	1	1	-	-	-	-	32
-	-	2	-	-	-	-	-	-	-	-	-	-	33
-	-	1	-	-	-	-	-	-	-	-	-	-	34
-	-	-	-	-	1	-	-	-	-	-	-	-	35
2	-	50	-	-	-	-	801	801	-	-	-	-	36
2	-	4	-	-	-	-	661	661	-	-	-	-	37
2	-	4	-	-	-	-	661	661	-	-	-	-	38
-	-	46	-	-	-	-	140	140	-	-	-	-	39
-	-	46	-	-	-	-	139	139	-	-	-	-	40
-	-	-	-	-	-	-	1	1	-	-	-	-	41
174	650	899	50	216	10	339	9,417	7,789	1,314	220	-	94	42
20	647	479	28	159	1	331	7,206	6,950	176	-	-	80	43
-	2	-	-	-	-	-	-	-	-	-	-	-	44
-	171	112	8	104	-	306	1,965	1,777	129	-	-	59	45
20	136	309	16	55	-	25	4,086	4,056	9	-	-	21	46
-	15	26	1	-	-	-	607	569	38	-	-	-	47
-	322	27	-	-	1	-	339	339	-	-	-	-	48
-	-	5	3	-	-	-	189	189	-	-	-	-	49
-	-	-	-	-	-	-	15	15	-	-	-	-	50
-	-	-	-	-	-	-	5	5	-	-	-	-	51
-	1	-	-	-	-	-	-	-	-	-	-	-	52
154	3	420	22	57	9	8	2,211	839	1,138	220	-	14	53
-	-	-	-	-	-	-	1	1	-	-	-	-	54
-	-	7	-	3	1	-	1	1	-	-	-	-	55
-	-	273	-	40	-	-	390	118	259	-	-	13	56
140	-	46	17	3	-	-	476	58	248	170	-	-	57
3	-	45	-	11	4	-	532	337	145	50	-	-	58
-	-	.1	-	-	-	-	2	2	-	-	-	-	59
10	3	26	5	-	-	-	434	181	253	-	-	-	60
-	-	-	-	-	1	-	4	4	-	-	-	-	61
-	-	-	-	-	2	-	1	1	-	-	-	-	62
-	-	5	-	-	1	-	34	9	25	-	-	-	63

TABLE 60 - USAF AND COMPONENTS AIRCRAFT INVENTORY GAINS AND LOSSES  
BY TYPE AND MODEL - FISCAL YEAR 1955 (CONTINUED)

LINE NUMBER	TYPE, MODEL AND LINE CLASSIFICATION	G A I N S							
		AIRCRAFT INVENTORY 1 JULY 1954	P R O D U C T I O N		.CON- VERSION	FIRST LINE	SALVAGE	CLASS O1Z	OTHER a/
			USAF	NON-USAF AGENCIES					
1	<b>FIGHTERS</b> Cont'd								
2	<u>Second-Line</u> Cont'd								
3	YF-89	-	1	-	-	-	-	-	
4	XF-91	1	1	-	-	-	-	-	
5	F-94	14	-	-	319	2	-	-	
6	YF-94	3	-	-	1	-	-	-	
7	YF-100	2	-	-	-	-	-	-	
8	YF-102	4	5	-	-	-	-	-	
9	MIG-15	-	-	-	1	-	-	-	
10	<b>RECONNAISSANCE</b>	926	360	122	39	65	1	1	
11	<u>First-Line</u>	477	358	122	13	3	-	1	
12	RB-36	139	-	-	-	-	-	-	
13	RB-45	23	-	-	-	-	-	-	
14	RB-47	98	139	-	-	3	-	-	
15	YRB-47	88	-	-	-	-	-	-	
16	RB-50	40	-	-	-	-	-	-	
17	RB-57	47	18	-	-	-	-	-	
18	RB-66	1	8	-	-	-	-	-	
19	RF-84	24	163	47	-	-	-	-	
20	RF-86	11	-	-	13	-	-	1	
21	RT-33	-	-	75	-	-	-	-	
22	RC-121	6	30	-	-	-	-	-	
23	<u>Second-Line</u>	449	2	-	26	62	1	-	
24	RB-17	7	-	-	1	-	-	-	
25	RB-25	3	-	-	-	-	-	-	
26	RB-26	114	-	-	22	-	-	-	
27	WB-26	5	-	-	2	-	-	-	
28	RB-29	30	-	-	-	-	-	-	
29	WA-29	77	-	-	-	1	-	-	
30	RB-45	-	-	-	-	22	-	-	
31	RC-45	25	-	-	-	-	-	-	
32	RC-47	7	-	-	-	-	-	-	
33	RB-50	-	-	-	-	40	-	-	
34	RF-51	19	-	-	-	-	-	-	
35	RF-80	156	-	-	1	-	-	-	
36	XRF-80	1	-	-	-	-	-	-	
37	YRF-84	2	-	-	-	-	-	-	
38	RF-86	3	-	-	-	-	-	-	
39	YRF-101	-	2	-	-	-	-	-	
40	<b>SEARCH AND RESCUE</b>	361	-	-	29	21	-	-	
41	<u>First-Line</u>	277	-	-	-	-	-	-	
42	SA-16	277	-	-	-	-	-	-	
43	<u>Second-Line</u>	84	-	-	29	21	-	-	
44	SA-16	-	-	-	-	21	-	-	
45	SB-17	10	-	-	-	-	-	-	
46	SB-29	33	-	-	-	-	-	-	
47	SC-47	38	-	-	29	-	-	-	
48	SC-54	3	-	-	-	-	-	-	
49	<b>SPECIAL RESEARCH</b>	3	1	-	-	-	-	-	
50	<u>Second-Line</u>	3	1	-	-	-	-	-	
51	X-1	2	1	-	-	-	-	-	
52	X-3	1	-	-	-	-	-	-	
53	<b>CARGO</b>	4,261	369	14	63	16	140	23	
54	<u>First-Line</u>	1,185	365	14	30	-	1	4	
55	C-74	11	-	-	-	-	-	-	
56	C-97	62	-	-	1	-	-	-	
57	YC-97	3	-	-	-	-	-	-	
58	C-118	15	52	-	-	-	-	-	
59	VC-118	2	-	-	-	-	-	-	
60	C-119	707	161	14	29	-	-	-	
61	VC/C-121	10	2	-	-	-	-	4	
62	C-123	-	11	-	-	-	-	-	



TABLE 60 - USAF AND COMPONENTS AIRCRAFT INVENTORY GAINS AND LOSSES  
BY TYPE AND MODEL - FISCAL YEAR 1955 (CONTINUED)

	TYPE, MODEL AND LINE CLASSIFICATION	G A I N S							
		AIRCRAFT INVENTORY 1 JULY 1954	P R O D U C T I O N		CON- VERSION	FIRST LINE	SALVAGE	CLASS 01Z	OTHER a/
			USAF	NON-USAF AGENCIES					
1	CARGO Cont'd								
2	First-Line Cont'd								
3	C-124	366	70	-	-	-	1	-	
4	C-130	-	1	-	-	-	-	-	
5	YC-130	-	1	-	-	-	-	-	
6	C-131	9	67	-	-	-	-	-	
7	Second-Line	3,076	4	-	33	16	140	2	
8	C-45	860	-	-	-	-	140	-	
9	C-46	395	-	-	1	-	-	2	
10	YC-46	1	-	-	-	-	-	-	
11	C-47	886	-	-	2	-	-	18	
12	AC-47	26	-	-	-	-	-	-	
13	VC-47	280	-	-	2	-	-	-	
14	C-53	2	-	-	-	-	-	-	
15	AC-54	6	-	-	-	-	-	-	
16	VC/C-54	365	-	-	4	-	-	1	
17	ZC-54	1	-	-	-	-	-	-	
18	C-74	-	-	-	-	11	-	-	
19	C-82	125	-	-	-	-	-	-	
20	YC-97	4	-	-	2	2	-	-	
21	XC-99	1	-	-	-	-	-	-	
22	C-117	26	-	-	-	-	-	-	
23	C-119	-	-	-	-	2	-	-	
24	YC-119	1	-	-	-	-	-	-	
25	XC-120	1	-	-	-	-	-	-	
26	YC-121	-	2	-	-	-	-	-	
27	YC-122	9	-	-	-	-	-	-	
28	YC-123	1	-	-	-	-	-	-	
29	XC-123	-	1	-	-	-	-	-	
30	YC-124	2	-	-	-	-	-	-	
31	YC-130	-	1	-	-	1	-	-	
32	YC-131	2	-	-	-	-	-	-	
33	VB-17	39	-	-	-	-	-	-	
34	VB-25	33	-	-	22	-	-	-	
35	VB/CB-26	6	-	-	-	-	-	-	
36	VT-29	4	-	-	-	-	-	-	
37	TRAINER	8,487	745	392	418	1	1	24	
38	First-Line	5,505	742	392	-	1	-	1	
39	T-6	1,519	-	-	-	-	-	-	
40	LT-6	38	-	-	-	-	-	-	
41	T-28	1,120	-	-	-	-	-	-	
42	T-29	234	115	-	-	-	-	-	
43	T-33	2,364	422	392	-	b/ 1	-	1	
44	T-34	63	205	-	-	-	-	3	
45	TB-50	24	-	-	-	-	-	-	
46	MK-4	143	-	-	-	-	-	17	
47	Second Line	2,982	3	-	418	-	1	23	
48	T-6	997	-	-	-	-	-	2	
49	T-7	56	-	-	-	-	-	-	
50	ZT-7	2	-	-	-	-	-	-	
51	T-11	152	-	-	-	-	-	-	
52	XT-28	1	-	-	-	-	-	-	
53	YT-34	1	-	-	-	-	-	-	
54	XT-37	-	3	-	-	-	-	-	
55	TB-17	36	-	-	-	-	-	-	
56	TB-25	953	-	-	359	-	-	15	
57	TB-26	298	-	-	23	-	-	-	
58	TB-29	143	-	-	15	1	-	-	
59	YTB-29	1	-	-	-	-	-	-	
60	TB-45	11	-	-	4	-	-	-	
61	TB-47	67	-	-	-	-	-	-	
62	TB-50	21	-	-	-	-	-	-	
63	TC-45	93	-	-	-	-	-	-	
64	TC-46	2	-	-	-	-	-	-	
65	TC-47	50	-	-	1	-	-	-	
66	TC-54	8	-	-	-	-	-	-	
67	TF-47	1	-	-	-	-	-	-	



TABLE 60 - USAF AND COMPONENTS AIRCRAFT INVENTORY GAINS AND LOSSES  
BY TYPE AND MODEL - FISCAL YEAR 1955 (CONTINUED)

CON- VERSION	SECOND LINE	BEYOND ECON REPAIR AND AUTH RECLM.	L O S S E S				ENDING INVENTORY 30 JUNE 1955						EAR- MARKED	LINE NUMBER
			CLASS OLZ 26 AND 32	FOREIGN GOV'TS (STOCK)	OTHER NON-USAF (STOCK)	NEW PRODUCTION	TOTAL	USAF	ANG	AFR	CAP			
-	-	5	1	-	-	-	431	431	-	-	-	-	-	1
-	-	-	-	-	-	-	1	1	-	-	-	-	-	2
-	-	1	-	-	-	-	-	-	-	-	-	-	-	3
-	-	-	-	-	-	-	-	-	-	-	-	-	-	4
-	-	-	-	-	-	-	76	76	-	-	-	-	-	5
-	-	-	-	-	-	-	-	-	-	-	-	-	-	6
59	-	272	1	15	29	-	2,914	2,523	148	224	-	-	19	7
-	-	133	-	-	3	-	864	744	52	68	-	-	-	8
1	-	11	-	12	25	-	349	185	9	155	-	-	-	9
-	-	-	-	-	-	-	1	1	-	-	-	-	-	10
31	-	8	-	3	1	-	863	775	69	-	-	-	19	11
-	-	-	-	-	-	-	26	26	-	-	-	-	-	12
1	-	2	-	-	-	-	279	264	15	-	-	-	-	13
-	-	-	-	-	-	-	2	1	1	-	-	-	-	14
-	-	-	-	-	-	-	6	6	-	-	-	-	-	15
4	-	9	-	-	-	-	357	357	-	-	-	-	-	16
-	-	-	-	-	-	-	1	1	-	-	-	-	-	17
-	-	-	-	-	-	-	11	11	-	-	-	-	-	18
-	-	108	-	-	-	-	17	17	-	-	-	-	-	19
-	-	-	-	-	-	-	8	8	-	-	-	-	-	20
-	-	-	-	-	-	-	1	1	-	-	-	-	-	21
-	-	-	-	-	-	-	26	26	-	-	-	-	-	22
-	-	-	-	-	-	-	2	1	-	1	-	-	-	23
-	-	-	-	-	-	-	-	-	-	-	-	-	-	24
-	-	1	-	-	-	-	-	-	-	-	-	-	-	25
-	-	-	-	-	-	-	2	2	-	-	-	-	-	26
-	-	-	-	-	-	-	9	9	-	-	-	-	-	27
-	-	-	-	-	-	-	1	1	-	-	-	-	-	28
-	-	-	-	-	-	-	1	1	-	-	-	-	-	29
-	-	-	-	-	-	-	2	2	-	-	-	-	-	30
-	-	-	-	-	-	-	2	2	-	-	-	-	-	31
-	-	-	-	-	-	-	2	2	-	-	-	-	-	32
-	-	-	-	-	-	-	39	39	-	-	-	-	-	33
20	-	-	-	-	-	-	35	35	-	-	-	-	-	34
2	-	-	-	-	-	-	4	2	2	-	-	-	-	35
-	-	-	-	-	-	-	4	4	-	-	-	-	-	36
417	1	528	71	271	168	84	8,553	7,528	427	189	-	-	409	37
-	-	206	70	107	146	84	8,048	5,162	333	157	-	-	396	38
-	-	15	68	30	-	-	1,406	1,181	154	-	-	-	71	39
-	-	1	-	-	-	-	37	37	-	-	-	-	-	40
-	-	38	-	-	-	-	1,082	1,021	-	61	-	-	-	41
-	-	3	-	-	-	-	346	346	-	-	-	-	-	42
-	-	147	2	77	146	64	2,747	2,286	179	96	-	-	186	43
-	-	1	-	-	-	-	267	267	-	-	-	-	-	44
-	-	-	-	-	-	-	24	24	-	-	-	-	-	45
-	-	1	-	-	-	20	139	-	-	-	-	-	139	46
417	1	322	1	164	22	-	2,505	2,366	94	32	-	-	13	47
-	-	6	-	155	-	-	838	800	21	4	-	-	13	48
-	-	44	-	-	-	-	12	12	-	-	-	-	-	49
-	-	2	-	-	-	-	-	-	-	-	-	-	-	50
-	-	144	-	-	-	-	8	8	-	-	-	-	-	51
-	-	-	-	-	-	-	1	1	-	-	-	-	-	52
-	-	1	-	-	-	-	-	-	-	-	-	-	-	53
-	-	-	-	-	-	-	3	3	-	-	-	-	-	54
2	-	-	-	4	-	-	30	30	-	-	-	-	-	55
359	-	23	-	-	-	-	945	914	30	1	-	-	-	56
36	-	5	-	1	19	-	260	228	1	31	-	-	-	57
2	-	49	-	-	-	-	108	108	-	-	-	-	-	58
-	-	1	-	-	-	-	-	-	-	-	-	-	-	59
-	-	-	-	-	-	-	15	15	-	-	-	-	-	60
-	-	-	1	-	3	-	63	63	-	-	-	-	-	61
-	-	-	-	-	-	-	21	21	-	-	-	-	-	62
-	-	3	-	-	-	-	90	90	-	-	-	-	-	63
-	-	-	-	-	-	-	2	-	1	1	-	-	-	64
-	-	-	-	-	-	-	51	26	-	25	-	-	-	65
-	-	-	-	-	-	-	8	8	-	-	-	-	-	66
-	-	-	-	-	-	-	1	1	-	-	-	-	-	67

TABLE 60 - USAF AND COMPONENTS AIRCRAFT INVENTORY GAINS AND LOSSES  
BY TYPE AND MODEL - FISCAL YEAR 1955 (CONTINUED)

LINE NUMBER	TYPE, MODEL AND LINE CLASSIFICATION	G A I N S							OTHER a/
		AIRCRAFT INVENTORY 1 JULY 1954	P R O D U C T I O N		CON- VERSION	FIRST LINE	SALVAGE	CLASS 01Z	
			USAF	NON-USAF AGENCIES					
1	<u>TRAINER</u> Cont'd								
2	<u>Second-Line</u> Cont'd								
3	TF-51	78	-	-	-	-	-	-	3
4	TRF-51	3	-	-	-	-	-	-	-
5	TF-80	7	-	-	-	-	-	8	-
6	TF-86	-	-	-	15	-	-	-	-
7	TH-5	1	-	-	-	-	-	-	-
8	DT-33	-	-	-	1	-	-	-	-
9	<u>COMMUNICATIONS</u>	1,686	98	603	2	8	1	5	246
10	<u>First-Line</u>	987	97	597	1	-	-	5	103
11	L-18	40	-	-	-	-	-	-	-
12	L-19	104	-	84	-	-	-	5	10
13	L-20	222	-	131	-	-	-	-	5
14	L-21	165	-	216	-	-	-	-	52
15	L-23	11	-	-	-	-	-	-	-
16	L-26	-	-	1	-	-	-	-	-
17	H-5	6	-	-	-	-	-	-	-
18	H-13	185	-	2	-	-	-	-	8
19	H-19	212	44	30	1	-	-	-	5
20	H-21	24	53	56	-	-	-	-	-
21	YH-21	-	-	-	-	-	-	-	16
22	H-23	11	-	35	-	-	-	-	7
23	H-25	7	-	-	-	-	-	-	-
24	H-34	-	-	42	-	-	-	-	-
25	<u>Second-Line</u>	699	1	6	1	8	1	-	143
26	L-4	68	-	-	-	-	-	-	-
27	ZL-4	48	-	-	-	-	1	-	-
28	L-5	159	-	-	-	-	-	-	-
29	L-13	5	-	-	-	-	-	-	-
30	L-16	359	-	-	-	-	-	-	-
31	L-17	-	-	-	-	-	-	-	142
32	XL-17	2	-	-	-	-	-	-	-
33	XL-19	1	-	-	-	-	-	-	-
34	YL-20	1	-	-	-	-	-	-	-
35	YL-23	-	-	-	-	-	-	-	1
36	XL-23	-	1	-	-	-	-	-	-
37	H-5	31	-	-	-	6	-	-	-
38	YH-5	1	-	-	-	-	-	-	-
39	YH-12	2	-	-	-	-	-	-	-
40	YH-18	3	-	-	-	-	-	-	-
41	H-19	-	-	-	-	2	-	-	-
42	YH-19	3	-	-	-	-	-	-	-
43	YH-21	16	-	-	-	-	-	-	-
44	XH-39	-	-	-	1	-	-	-	-
45	YU-1	-	-	6	-	-	-	-	-
46	<u>AERIAL TARGET</u>	79	-	-	3	-	-	-	-
47	<u>Second-Line</u>	79	-	-	3	-	-	-	-
48	Q-14	2	-	-	-	-	-	-	-
49	QB-17	53	-	-	-	-	-	-	-
50	QB-45	1	-	-	-	-	-	-	-
51	QP-80	21	-	-	3	-	-	-	-
52	QT-33	2	-	-	-	-	-	-	-

a/ Gains due to reallocation of USAF aircraft from Non-USAF Agencies.

b/ Reverted to First-Line due to redesignation from "Q" to "DT" prefix.

NOTE: Class 26 losses are to schools, class 32 to USAF museums.

SOURCE: Operations Statistics Division, Directorate of Statistical Services, DCS/C



TABLE 61 - USAF AND COMPONENTS AIRCRAFT LOSSES BY CAUSE - FISCAL YEAR 1955

TYPE AND MODEL	BEYOND ECONOMICAL REPAIR										NOT BEYOND ECONOMICAL REPAIR					
	TOTAL	TOTAL	FLYING ACCIDENT	GROUND ACCIDENT	NATURAL PHE-NOMENA	TESTED TO DESTRUC-TION	FAIR WEAR AND TEAR	ABNORMAL DETERI-ORATION IN USE	ABNORMAL STORAGE DETERIO-RATION	DESTROYED OR IMPOUNDED IN NON-ENEMY COUNTRY	TOTAL	OBSO-LETE	RECLAMATION SALVAGE AND SURVEY	CLASS O1Z 26 AND 32	TRANSFERS FROM STOCK	TRANSFERS FROM ICM PRODUCTION
TOTAL . . . . .	4,541	1,067	908	34	10	32	79	2	1	1	3,574	376	911	110	1,332	845
<b>Bomber - Total . . . . .</b>	<b>576</b>	<b>41</b>	<b>41</b>	-	-	-	-	-	-	-	<b>535</b>	-	<b>448</b>	<b>7</b>	<b>80</b>	-
B-17 . . . . .	2	2	2	-	-	-	-	-	-	-	-	-	-	-	-	-
B-24 . . . . .	1	-	-	-	-	-	-	-	-	-	1	-	-	1	-	-
B-26 . . . . .	50	7	7	-	-	-	-	-	-	-	43	-	3	1	39	-
B-29 . . . . .	442	2	2	-	-	-	-	-	-	-	440	-	401	2	37	-
B-36 . . . . .	4	4	4	-	-	-	-	-	-	-	-	-	-	-	-	-
B-47 . . . . .	23	17	17	-	-	-	-	-	-	-	6	-	2	2	2	-
B-50 . . . . .	42	1	1	-	-	-	-	-	-	-	41	-	40	-	1	-
B-57 . . . . .	8	7	7	-	-	-	-	-	-	-	1	-	-	1	-	-
B-60 . . . . .	2	-	-	-	-	-	-	-	-	-	2	-	2	-	-	-
A-2 . . . . .	1	-	-	-	-	-	-	-	-	-	1	-	-	-	1	-
P-2V . . . . .	1	1	1	-	-	-	-	-	-	-	-	-	-	-	-	-
<b>Tanker - Total . . . . .</b>	<b>50</b>	<b>5</b>	<b>5</b>	-	-	-	-	-	-	-	<b>45</b>	-	<b>44</b>	-	<b>1</b>	-
KB-29 . . . . .	46	1	1	-	-	-	-	-	-	-	45	-	44	-	1	-
KC-97 . . . . .	4	4	4	-	-	-	-	-	-	-	-	-	-	-	-	-
<b>Fighter - Total . . . . .</b>	<b>1,412</b>	<b>519</b>	<b>503</b>	<b>12</b>	-	-	<b>4</b>	-	-	-	<b>893</b>	-	<b>256</b>	<b>69</b>	<b>229</b>	<b>339</b>
F-47 . . . . .	11	-	-	-	-	-	-	-	-	-	11	-	4	3	4	-
F-51 . . . . .	312	20	18	-	-	-	2	-	-	-	292	-	239	13	40	-
F-80 . . . . .	20	14	14	-	-	-	-	-	-	-	6	-	1	5	-	-
F-84 . . . . .	588	123	120	2	-	-	1	-	-	-	465	-	7	16	128	314
F-86 . . . . .	395	288	281	7	-	-	-	-	-	-	107	-	5	23	54	25
F-88 . . . . .	1	-	-	-	-	-	-	-	-	-	1	-	-	-	1	-
F-89 . . . . .	33	28	25	2	-	-	1	-	-	-	5	-	-	4	1	-
F-94 . . . . .	44	41	40	1	-	-	-	-	-	-	3	-	-	2	1	-
F-100 . . . . .	8	5	5	-	-	-	-	-	-	-	3	-	-	3	-	-
<b>Reconnaissance - Total . . . . .</b>	<b>122</b>	<b>24</b>	<b>23</b>	-	-	-	-	-	-	<b>1</b>	<b>98</b>	<b>4</b>	<b>17</b>	<b>3</b>	<b>22</b>	<b>52</b>
RB-17 . . . . .	5	-	-	-	-	-	-	-	-	-	5	-	-	-	5	-
RB-26 . . . . .	4	3	3	-	-	-	-	-	-	-	1	-	1	-	-	-
RB-29 . . . . .	20	2	1	-	-	-	-	-	1	-	18	-	15	-	3	-
RB-36 . . . . .	2	1	1	-	-	-	-	-	-	-	1	-	1	-	-	-
RB-47 . . . . .	4	3	3	-	-	-	-	-	-	-	1	-	-	1	-	-
RB-50 . . . . .	1	1	1	-	-	-	-	-	-	-	-	-	-	-	-	-
RB-57 . . . . .	3	3	3	-	-	-	-	-	-	-	-	-	-	-	-	-
RC-45 . . . . .	5	1	1	-	-	-	-	-	-	-	4	4	-	-	-	-
RF-80 . . . . .	6	6	6	-	-	-	-	-	-	-	-	-	-	-	-	-
RF-84 . . . . .	19	2	2	-	-	-	-	-	-	-	17	-	-	2	11	4
RF-86 . . . . .	5	2	2	-	-	-	-	-	-	-	3	-	-	-	3	-
RT-33 . . . . .	48	-	-	-	-	-	-	-	-	-	48	-	-	-	-	48

TABLE 61 - USAF AND COMPONENTS AIRCRAFT LOSSES BY CAUSE - FISCAL YEAR 1955 (CONTINUED)

TYPE AND MODEL	BEYOND ECONOMICAL REPAIR										NOT BEYOND ECONOMICAL REPAIR					
	TOTAL	TOTAL	FLYING ACCIDENT	GROUND ACCIDENT	NATURAL PHENOMENA	TESTED TO DESTRUCTION	FAIR WEAR AND TEAR	ABNORMAL DETERIORATION IN USE	ABNORMAL STORAGE DETERIORATION	DESTROYED OR IMPOUNDED IN NON-ENEMY COUNTRY	TOTAL	OBSOLETE	RECLAMATION AND SURVEY	CLASS O1Z 26 AND 32	TRANSFERS FROM STOCK	TRANSFERS FROM NEW PRODUCTION
<b>Search &amp; Rescue - Total</b>	18	7	3	4	-	-	-	-	-	-	11	-	6	-	5	-
SA-16	8	7	2	4	-	-	-	-	-	-	2	-	-	-	2	-
SB-17	2	-	-	-	-	-	-	-	-	-	2	-	-	-	-	-
SB-29	7	-	-	-	-	-	-	-	-	-	7	-	6	-	1	-
SC-47	1	1	1	-	-	-	-	-	-	-	-	-	-	-	-	-
<b>Carg. - Total</b>	350	82	48	5	-	1	28	-	-	-	268	204	8	5	44	7
C-45	136	7	5	-	-	-	2	-	-	-	129	123	3	-	3	-
C-46	48	10	8	1	-	-	1	-	-	-	38	-	1	-	37	-
C-47	14	9	9	-	-	-	-	-	-	-	5	-	1	-	4	-
C-54	9	8	5	3	-	-	-	-	-	-	1	-	1	-	-	-
C-82	108	27	2	-	-	-	25	-	-	-	81	80	1	-	-	-
C-118	1	1	1	-	-	-	-	-	-	-	-	-	-	-	-	-
C-119	26	15	14	1	-	-	-	-	-	-	11	-	-	4	-	7
C-120	1	-	-	-	-	-	-	-	-	-	1	1	-	-	-	-
C-123	1	1	-	-	-	1	-	-	-	-	-	-	-	-	-	-
C-124	6	4	4	-	-	-	-	-	-	-	2	-	1	1	-	-
<b>Trainer - Total</b>	1,097	280	234	4	-	-	42	-	-	-	817	144	94	9	385	185
MK-4	4	1	1	-	-	-	-	-	-	-	3	-	-	-	-	3
T-6	275	17	17	-	-	-	-	-	-	-	258	-	2	3	253	-
T-7	46	45	3	-	-	-	42	-	-	-	1	-	1	-	-	-
T-11	144	-	-	-	-	-	-	-	-	-	144	144	-	-	-	-
TB-17	4	-	-	-	-	-	-	-	-	-	4	-	-	-	4	-
TB-25	23	20	20	-	-	-	-	-	-	-	3	-	3	-	-	-
TB-26	25	4	3	1	-	-	-	-	-	-	21	-	1	-	20	-
T-28	38	38	36	2	-	-	-	-	-	-	-	-	-	-	-	-
T-29	49	2	2	-	-	-	-	-	-	-	47	-	47	-	-	-
T-33	432	144	143	1	-	-	-	-	-	-	288	-	2	3	101	182
T-34	2	1	1	-	-	-	-	-	-	-	1	-	1	-	-	-
TB-47	4	-	-	-	-	-	-	-	-	-	4	-	-	1	3	-
TC-45	3	3	3	-	-	-	-	-	-	-	-	-	-	-	-	-
TF-51	47	4	4	-	-	-	-	-	-	-	43	-	37	2	4	-
TF-86	1	1	1	-	-	-	-	-	-	-	-	-	-	-	-	-
<b>Maintenance - Total</b>	680	63	37	8	10	-	5	2	1	-	617	24	36	2	554	1
L-4	17	11	3	2	2	-	1	2	1	-	6	-	-	-	6	-
L-5	72	17	13	-	-	-	-	-	-	-	55	24	31	-	-	-
L-13	3	-	-	-	-	-	-	-	-	-	3	-	3	-	-	-
L-16	21	16	7	2	7	-	-	-	-	-	5	-	2	-	3	-
L-17	69	-	-	-	-	-	-	-	-	-	69	-	-	2	67	-
L-19	98	2	2	-	-	-	-	-	-	-	96	-	-	-	96	-
L-20	163	11	9	1	1	-	-	-	-	-	152	-	-	-	152	-
L-21	227	6	3	3	-	-	-	-	-	-	221	-	-	-	221	-
L-23	9	-	-	-	-	-	-	-	-	-	9	-	-	-	9	-
L-26	1	-	-	-	-	-	-	-	-	-	1	-	-	-	-	1

TABLE 61 - USAF AND COMPONENTS AIRCRAFT LOSSES BY CAUSE - FISCAL YEAR 1955 (CONTINUED)

TYPE AND MODEL	BEYOND ECONCMICAL REPAIR										NOT BEYOND ECONOMICAL REPAIR					
	TOTAL	TOTAL	FLYING ACCIDENT	GROUND ACCIDENT	NATURAL PHE-NOMENA	TESTED TO DESTRUC-TION	FAIR WEAR AND TEAR	ABNORMAL DETERI-ORATION IN USE	ABNORMAL STORAGE DETERIO-RATION	DESTROYED OR IMPOUNDED IN NON-ENEMY COUNTRY	TOTAL	OBSO-LETE	RECLAMATION SALVAGE AND SURVEY	CLASS OIZ 26 AND 32	TRANSFERS FROM STOCK	TRANSFERS FROM NEW PRODUCTION
<u>Helicopter - Total</u> . . .	<u>297</u>	<u>15</u>	<u>13</u>	<u>1</u>	-	<u>1</u>	-	-	-	-	<u>282</u>	-	<u>2</u>	<u>13</u>	<u>12</u>	<u>255</u>
H-5 . . . . .	4	2	1	1	-	-	-	-	-	-	2	-	1	-	-	-
H-12 . . . . .	2	-	-	-	-	-	-	-	-	-	2	-	1	1	-	-
H-13 . . . . .	99	2	2	-	-	-	-	-	-	-	97	-	-	8	6	83
H-18 . . . . .	1	-	-	-	-	-	-	-	-	-	1	-	-	-	1	-
H-19 . . . . .	55	9	9	-	-	-	-	-	-	-	46	-	-	-	3	41
H-21 . . . . .	60	2	1	-	-	1	-	-	-	-	58	-	-	2	1	55
H-23 . . . . .	61	-	-	-	-	-	-	-	-	-	61	-	-	-	-	61
H-25 . . . . .	6	-	-	-	-	-	-	-	-	-	6	-	-	-	-	6
H-34 . . . . .	9	-	-	-	-	-	-	-	-	-	9	-	-	-	-	9
<u>Utility - Total</u> . . . . .	<u>6</u>	-	-	-	-	-	-	-	-	-	<u>6</u>	-	-	-	-	<u>6</u>
U-1 . . . . .	6	-	-	-	-	-	-	-	-	-	6	-	-	-	-	6
<u>Aerial Target - Total</u> . . . . .	<u>33</u>	<u>31</u>	<u>1</u>	-	-	<u>30</u>	-	-	-	-	<u>2</u>	-	-	<u>2</u>	-	-
Q-14 . . . . .	2	-	-	-	-	-	-	-	-	-	2	-	-	-	-	-
QB-17 . . . . .	24	24	-	-	-	24	-	-	-	-	-	-	-	-	-	-
QP-80 . . . . .	7	7	1	-	-	6	-	-	-	-	-	-	-	-	-	-

Source: Operations Statistics Division, Directorate of Statistical Services, DCS/Comptroller

TABLE 62 - STATUS AND LINE CLASSIFICATION OF USAF AIRCRAFT BY TYPE AND MODEL  
QUARTERLY, FISCAL YEAR 1955

TYPE AND MODEL	TOTAL			ACTIVE			INACTIVE		
	Total	First Line	Second Line	Total	First Line	Second Line	Total	First Line	Second Line
30 SEPTEMBER 1954									
<u>AIRCRAFT - TOTAL</u> . . . . .	23,503	15,498	8,005	19,134	13,452	5,682	4,369	2,046	2,323
Bomber . . . . .	2,316	1,282	1,034	1,555	1,025	530	761	257	504
Tankers . . . . .	702	563	139	645	542	103	57	21	36
Fighters . . . . .	6,698	5,842	856	5,599	5,028	571	1,099	814	285
Reconnaissance . . . . .	942	541	401	790	443	347	152	98	54
Search and Rescue . . . . .	382	273	109	275	172	103	107	101	6
Special Research . . . . .	4	-	4	-	-	-	4	-	4
Cargo . . . . .	3,945	1,256	2,689	3,594	1,192	2,402	351	64	287
Trainer . . . . .	7,543	4,990	2,553	5,848	4,370	1,478	1,695	620	1,075
Communication . . . . .	893	751	142	780	680	100	113	71	42
Aerial Target . . . . .	78	-	76	48	-	48	30	-	30
<u>Bomber - Total</u> . . . . .	2,316	1,282	1,034	1,555	1,025	530	761	257	504
A-2D . . . . .	2	1	1	-	-	-	2	1	1
B-17 . . . . .	34	-	34	26	-	26	8	-	8
B-25 . . . . .	9	-	9	6	-	6	3	-	3
B-26 . . . . .	399	-	399	305	-	305	94	-	94
B-29 . . . . .	458	-	458	130	-	130	328	-	328
B-36 . . . . .	219	219	-	176	176	-	43	43	-
B-45 . . . . .	72	-	72	52	-	52	20	-	20
B-47 . . . . .	852	845	7	755	752	3	97	93	4
B-50 . . . . .	245	195	50	97	90	7	148	105	43
B-51 . . . . .	1	-	1	-	-	-	1	-	1
B-52 . . . . .	5	3	2	-	-	-	5	3	2
B-57 . . . . .	19	19	-	7	7	-	12	12	-
P-2V-5 . . . . .	1	-	1	1	-	1	-	-	-
<u>Tankers - Total</u> . . . . .	702	563	139	645	542	103	57	21	36
KB-29M . . . . .	33	-	33	12	-	12	21	-	21
KB-29P . . . . .	106	-	106	91	-	91	15	-	15
KC-97 . . . . .	563	563	-	542	542	-	21	21	-
<u>Fighter - Total</u> . . . . .	6,698	5,842	856	5,599	5,028	571	1,099	814	285
F-9F . . . . .	1	-	1	-	-	-	1	-	1
F-47 . . . . .	5	-	5	-	-	-	5	-	5
F-51 . . . . .	107	-	107	47	-	47	60	-	60
F-80 . . . . .	126	-	126	25	-	25	101	-	101
F-84 . . . . .	1,732	1,320	412	1,373	1,024	349	359	296	63
F-86 . . . . .	3,660	3,526	134	3,256	3,136	120	404	390	14
F-88 . . . . .	2	-	2	-	-	-	2	-	2
F-89 . . . . .	443	411	32	393	383	10	50	28	22
F-91 . . . . .	1	-	1	-	-	-	1	-	1
F-94 . . . . .	561	536	25	474	456	18	87	80	7
F-100 . . . . .	50	48	2	29	29	-	21	19	2
F-101 . . . . .	1	1	-	-	-	-	1	1	-
F-102 . . . . .	8	-	8	1	-	1	7	-	7
MIG-15 . . . . .	1	-	1	1	-	1	-	-	-
<u>Reconnaissance - Total</u> . . . . .	942	541	401	790	443	347	152	98	54
RB-17 . . . . .	6	-	6	3	-	3	3	-	3
RB-25 . . . . .	2	-	2	2	-	2	-	-	-
RB-26 . . . . .	99	-	99	89	-	89	10	-	10
WB-26 . . . . .	4	-	4	4	-	4	-	-	-
RB-29 . . . . .	18	-	18	16	-	16	2	-	2
WB-29 . . . . .	77	-	77	66	-	66	11	-	11
RB-36 . . . . .	138	138	-	105	105	-	33	33	-
RB-45 . . . . .	20	12	8	18	11	7	2	1	1
RC-45 . . . . .	25	-	25	21	-	21	4	-	4
RB-47 . . . . .	231	231	-	229	229	-	2	2	-
RC-47 . . . . .	6	-	6	6	-	6	-	-	-
RB-50 . . . . .	40	40	-	32	32	-	8	8	-
RB-52 . . . . .	2	2	-	-	-	-	2	2	-
RB-57 . . . . .	65	65	-	33	33	-	32	32	-
RB-66 . . . . .	3	3	-	-	-	-	3	3	-
RF-80 . . . . .	154	-	154	132	-	132	22	-	22
RF-84 . . . . .	25	24	1	10	9	1	15	15	-
RF-86 . . . . .	12	11	1	11	11	-	1	-	1
RC-121 . . . . .	15	15	-	13	13	-	2	2	-

TABLE 62 - STATUS AND LINE CLASSIFICATION OF USAF AIRCRAFT BY TYPE AND MODEL  
 QUARTERLY, FISCAL YEAR 1955 (CONTINUED)

TYPE AND MODEL	TOTAL			ACTIVE			INACTIVE		
	Total	First Line	Second Line	Total	First Line	Second Line	Total	First Line	Second Line
30 SEPTEMBER 1954 (CONT'D)									
<b>Search and Rescue - Total</b>	<b>382</b>	<b>273</b>	<b>109</b>	<b>275</b>	<b>172</b>	<b>103</b>	<b>107</b>	<b>101</b>	<b>5</b>
SA-16 . . . . .	276	273	3	172	172	-	104	101	3
SB-17 . . . . .	10	-	10	10	-	10	-	-	-
SB-29 . . . . .	29	-	29	26	-	26	3	-	3
SC-47 . . . . .	64	-	64	64	-	64	-	-	-
SC-54 . . . . .	3	-	3	3	-	3	-	-	-
<b>Special Research - Total</b>	<b>4</b>	<b>-</b>	<b>4</b>	<b>-</b>	<b>-</b>	<b>-</b>	<b>4</b>	<b>-</b>	<b>4</b>
X-1 . . . . .	3	-	3	-	-	-	3	-	3
X-3 . . . . .	1	-	1	-	-	-	1	-	1
<b>Cargo - Total</b>	<b>3,945</b>	<b>1,256</b>	<b>2,689</b>	<b>3,594</b>	<b>1,192</b>	<b>2,402</b>	<b>351</b>	<b>64</b>	<b>287</b>
C-45 . . . . .	843	-	843	738	-	738	105	-	105
C-46 . . . . .	234	-	234	130	-	130	104	-	104
C-47 . . . . .	1,089	-	1,089	1,070	-	1,070	19	-	19
C-53 . . . . .	1	-	1	1	-	1	-	-	-
C-54 . . . . .	371	-	371	328	-	328	43	-	43
C-74 . . . . .	11	11	-	10	10	-	1	1	-
C-82 . . . . .	23	-	23	19	-	19	4	-	4
C-97 . . . . .	69	63	6	64	62	2	5	1	4
C-99 . . . . .	1	-	1	-	-	-	1	-	1
C-117 . . . . .	26	-	26	26	-	26	-	-	-
C-118 . . . . .	22	22	-	17	17	-	5	5	-
C-119 . . . . .	736	736	-	705	705	-	31	31	-
C-121 . . . . .	11	10	1	11	10	1	-	-	-
C-122 . . . . .	9	-	9	9	-	9	-	-	-
C-123 . . . . .	3	2	1	-	-	-	3	2	1
C-124 . . . . .	391	389	2	370	369	1	21	20	1
C-130 . . . . .	1	1	-	-	-	-	1	1	-
C-131 . . . . .	24	22	2	20	19	1	4	3	1
VB-17 . . . . .	39	-	39	39	-	39	-	-	-
VB-25 . . . . .	34	-	34	31	-	31	3	-	3
CB-26 . . . . .	1	-	1	-	-	-	1	-	1
VB-26 . . . . .	2	-	2	2	-	2	-	-	-
VT-29 . . . . .	4	-	4	4	-	4	-	-	-
<b>Trainer - Total</b>	<b>7,543</b>	<b>4,990</b>	<b>2,553</b>	<b>5,848</b>	<b>4,370</b>	<b>1,478</b>	<b>1,695</b>	<b>620</b>	<b>1,075</b>
T-6 . . . . .	1,995	1,257	738	1,035	1,010	25	960	247	713
T-7 . . . . .	58	-	58	15	-	15	43	-	43
T-11 . . . . .	152	-	152	22	-	22	130	-	130
T-28 . . . . .	1,044	1,043	1	757	757	-	287	286	1
T-29 . . . . .	262	-	262	255	255	-	7	7	-
T-33 . . . . .	2,271	2,271	-	2,203	2,203	-	68	68	-
T-34 . . . . .	96	96	-	90	90	-	6	6	-
TB-17 . . . . .	35	-	35	22	-	22	13	-	13
TB-25 . . . . .	919	-	919	837	-	837	82	-	82
TB-26 . . . . .	254	-	254	216	-	216	38	-	38
TB-29 . . . . .	95	-	95	86	-	86	9	-	9
TB-45 . . . . .	12	-	12	12	-	12	-	-	-
TB-47 . . . . .	65	-	65	61	-	61	4	-	4
TB-50 . . . . .	45	24	21	38	18	20	7	6	1
TC-45 . . . . .	92	-	92	92	-	92	-	-	-
TC-47 . . . . .	51	-	51	50	-	50	1	-	1
TC-54 . . . . .	8	-	8	7	-	7	1	-	1
TF-47 . . . . .	1	-	1	-	-	-	1	-	1
TF-51 . . . . .	25	-	25	-	-	-	25	-	25
TF-80 . . . . .	13	-	13	-	-	-	13	-	13
TF-86 . . . . .	12	-	12	12	-	12	-	-	-
TH-5 . . . . .	1	-	1	1	-	1	-	-	-
LT-6 . . . . .	37	37	-	37	37	-	-	-	-
<b>Communications - Total</b>	<b>893</b>	<b>751</b>	<b>142</b>	<b>780</b>	<b>680</b>	<b>100</b>	<b>113</b>	<b>71</b>	<b>42</b>
H-5 . . . . .	38	2	36	38	-	36	-	-	-
H-12 . . . . .	2	-	2	-	-	-	2	-	2
H-13 . . . . .	101	101	-	86	86	-	15	15	-
H-18 . . . . .	1	-	1	-	-	-	1	-	1
H-19 . . . . .	242	239	3	208	207	1	34	32	2
H-21 . . . . .	53	37	16	41	29	12	12	8	4
H-39 . . . . .	1	-	1	-	-	-	1	-	1
L-5 . . . . .	65	-	65	48	-	48	17	-	17
L-13 . . . . .	2	-	2	2	-	2	-	-	-



TABLE 62 - STATUS AND LINE CLASSIFICATION OF USAF AIRCRAFT BY TYPE AND MODEL  
 QUARTERLY, FISCAL YEAR 1955 (CONTINUED)

TYPE AND MODEL	TOTAL			ACTIVE			INACTIVE		
	Total	First Line	Second Line	Total	First Line	Second Line	Total	First Line	Second Line
30 SEPTEMBER 1954 (CONT'D)									
<u>Communications (Cont'd)</u>									
L-17 . . . . .	15	-	15	-	-	-	15	-	15
L-18 . . . . .	2	2	-	-	-	-	2	2	-
L-19 . . . . .	40	40	-	40	40	-	-	-	-
L-20 . . . . .	197	196	1	191	190	1	6	6	-
L-21 . . . . .	127	127	-	125	125	-	2	2	-
L-23 . . . . .	7	7	-	1	1	-	6	6	-
<u>Aerial Target - Total . . . . .</u>	<u>78</u>	-	<u>78</u>	<u>48</u>	-	<u>48</u>	<u>30</u>	-	<u>30</u>
Q-14 . . . . .	2	-	2	1	-	1	1	-	1
QB-17 . . . . .	51	-	51	24	-	24	27	-	27
QB-45 . . . . .	1	-	1	-	-	-	1	-	1
QF-80 . . . . .	22	-	22	22	-	22	-	-	-
QT-33 . . . . .	2	-	2	1	-	1	1	-	1
31 DECEMBER 1954									
<u>AIRCRAFT - TOTAL . . . . .</u>	<u>24,066</u>	<u>16,257</u>	<u>7,809</u>	<u>19,396</u>	<u>13,952</u>	<u>5,444</u>	<u>4,670</u>	<u>2,305</u>	<u>2,365</u>
Bomber . . . . .	2,377	1,423	954	1,606	1,127	479	771	296	475
Tankers . . . . .	741	602	139	676	573	103	65	29	36
Fighters . . . . .	6,984	6,183	801	5,570	5,113	457	1,414	1,070	344
Reconnaissance . . . . .	1,007	608	399	866	519	347	141	89	52
Search and Rescue . . . . .	377	262	115	266	168	98	111	94	17
Special Research . . . . .	4	-	4	-	-	-	4	-	4
Cargo . . . . .	4,019	1,332	2,687	3,665	1,306	2,359	354	26	328
Trainer . . . . .	7,626	5,089	2,537	5,952	4,472	1,480	1,674	617	1,057
Communication . . . . .	863	758	105	751	674	77	112	84	28
Aerial Target . . . . .	68	-	68	44	-	44	24	-	24
<u>Bomber - Total . . . . .</u>	<u>2,377</u>	<u>1,423</u>	<u>954</u>	<u>1,606</u>	<u>1,127</u>	<u>479</u>	<u>771</u>	<u>296</u>	<u>475</u>
A-2D . . . . .	2	1	1	-	-	-	2	1	1
B-17 . . . . .	33	-	33	25	-	25	8	-	8
B-25 . . . . .	9	-	9	6	-	6	3	-	3
B-26 . . . . .	369	-	369	287	-	287	82	-	82
B-29 . . . . .	453	-	453	100	-	100	353	-	353
B-36 . . . . .	219	219	-	177	177	-	42	42	-
B-45 . . . . .	70	-	70	52	-	52	18	-	18
B-47 . . . . .	950	944	6	842	840	2	108	104	4
B-50 . . . . .	205	195	10	97	90	7	108	105	3
B-51 . . . . .	1	-	1	-	-	-	1	-	1
B-52 . . . . .	5	3	2	-	-	-	5	3	2
B-57 . . . . .	60	60	-	20	20	-	40	40	-
B-66 . . . . .	1	1	-	-	-	-	1	1	-
<u>Tankers - Total . . . . .</u>	<u>741</u>	<u>602</u>	<u>139</u>	<u>676</u>	<u>573</u>	<u>103</u>	<u>65</u>	<u>29</u>	<u>36</u>
KB-29M . . . . .	33	-	33	13	-	13	20	-	20
KB-29P . . . . .	106	-	106	90	-	90	16	-	16
KC-97 . . . . .	602	602	-	573	573	-	29	29	-
<u>Fighters - Total . . . . .</u>	<u>6,984</u>	<u>6,183</u>	<u>801</u>	<u>5,570</u>	<u>5,113</u>	<u>457</u>	<u>1,414</u>	<u>1,070</u>	<u>344</u>
F-9F . . . . .	1	-	1	-	-	-	1	-	1
F-47 . . . . .	5	-	5	-	-	-	5	-	5
F-51 . . . . .	195	-	195	7	-	7	188	-	188
F-80 . . . . .	62	-	62	14	-	14	48	-	48
F-84 . . . . .	1,756	1,422	334	1,396	1,124	272	360	298	62
F-86 . . . . .	3,850	3,709	141	3,261	3,136	125	589	573	16
F-88 . . . . .	2	-	2	-	-	-	2	-	2
F-89 . . . . .	488	478	10	435	428	7	53	50	3
F-91 . . . . .	1	-	1	-	-	-	1	-	1
F-94 . . . . .	539	501	38	411	382	29	128	119	9
F-100 . . . . .	70	68	2	42	42	-	28	26	2
F-101 . . . . .	4	4	-	1	1	-	3	3	-
F-102 . . . . .	10	1	9	2	-	2	8	1	7
MIG-15 . . . . .	1	-	1	1	-	1	-	-	-

TABLE 62 - STATUS AND LINE CLASSIFICATION OF USAF AIRCRAFT BY TYPE AND MODEL  
 QUARTERLY, FISCAL YEAR 1955 (CONTINUED)

TYPE AND MODEL	TOTAL			ACTIVE			INACTIVE		
	Total	First Line	Second Line	Total	First Line	Second Line	Total	First Line	Second Line
31 DECEMBER 1954 (CONT'D)									
<u>Reconnaissance - Total</u>	<u>1,007</u>	<u>608</u>	<u>399</u>	<u>866</u>	<u>519</u>	<u>347</u>	<u>141</u>	<u>89</u>	<u>52</u>
RB-17	5	-	5	1	-	1	4	-	4
RB-25	2	-	2	2	-	2	-	-	-
RB-26	97	-	97	89	-	89	8	-	8
WB-26	5	-	5	5	-	5	-	-	-
RB-29	17	-	17	15	-	15	2	-	2
WB-29	77	-	77	64	-	64	13	-	13
RB-36	138	138	-	106	106	-	32	32	-
RB-45	20	7	13	18	6	12	2	1	1
RC-45	24	-	24	20	-	20	4	-	4
RB-47	270	270	-	267	267	-	3	3	-
RC-47	6	-	6	6	-	6	-	-	-
RB-50	39	39	-	29	29	-	10	10	-
RB-52	2	2	-	-	-	-	2	2	-
RB-57	64	64	-	49	49	-	15	15	-
RB-66	7	7	-	-	-	-	7	7	-
RF-80	152	-	152	132	-	132	20	-	20
RF-84	42	42	-	27	27	-	15	15	-
RF-86	16	15	1	16	15	1	-	-	-
RC-121	24	24	-	20	20	-	4	4	-
<u>Search and Rescue - Total</u>	<u>377</u>	<u>262</u>	<u>115</u>	<u>266</u>	<u>168</u>	<u>98</u>	<u>111</u>	<u>94</u>	<u>17</u>
SA-16	272	262	10	168	168	-	104	94	10
SB-17	9	-	9	6	-	6	3	-	3
SB-29	29	-	29	25	-	25	4	-	4
SC-47	64	-	64	64	-	64	-	-	-
SC-54	3	-	3	3	-	3	-	-	-
<u>Special Research - Total</u>	<u>4</u>	<u>-</u>	<u>4</u>	<u>-</u>	<u>-</u>	<u>-</u>	<u>4</u>	<u>-</u>	<u>4</u>
X-1	3	-	3	-	-	-	3	-	3
X-3	1	-	1	-	-	-	1	-	1
<u>Cargo - Total</u>	<u>4,019</u>	<u>1,332</u>	<u>2,687</u>	<u>3,665</u>	<u>1,306</u>	<u>2,359</u>	<u>354</u>	<u>26</u>	<u>328</u>
C-45	843	-	843	723	-	723	120	-	120
C-46	232	-	232	132	-	132	100	-	100
C-47	1,085	-	1,085	1,070	-	1,070	15	-	15
C-53	1	-	1	1	-	1	-	-	-
C-54	371	-	371	299	-	299	72	-	72
C-74	11	11	-	10	10	-	1	1	-
C-82	22	-	22	16	-	16	6	-	6
C-97	69	63	6	65	63	2	4	-	4
C-99	1	-	1	-	-	-	1	-	1
C-117	26	-	26	26	-	26	-	-	-
C-118	37	37	-	34	34	-	3	3	-
C-119	761	761	-	747	747	-	14	14	-
C-121	11	7	4	11	7	4	-	-	-
C-122	9	-	9	9	-	9	-	-	-
C-123	3	2	1	2	2	-	1	-	1
C-124	414	412	2	407	406	1	7	6	1
C-130	1	-	1	-	-	-	1	-	1
C-131	41	39	2	39	37	2	2	2	-
VB-17	39	-	39	37	-	37	2	-	2
VB-25	35	-	35	31	-	31	4	-	4
CB-26	1	-	1	-	-	-	1	-	1
VB-26	2	-	2	2	-	2	-	-	-
VT-29	4	-	4	4	-	4	-	-	-
<u>Trainer - Total</u>	<u>7,626</u>	<u>5,089</u>	<u>2,537</u>	<u>5,952</u>	<u>4,472</u>	<u>1,480</u>	<u>1,674</u>	<u>617</u>	<u>1,057</u>
T-6	1,988	1,256	732	996	975	21	992	281	711
T-7	56	-	56	13	-	13	43	-	43
T-11	152	-	152	19	-	19	133	-	133
T-28	1,035	1,034	1	750	750	-	285	284	1
T-29	294	294	-	286	286	-	8	8	-
T-33	2,286	2,286	-	2,259	2,259	-	27	27	-
T-34	158	158	-	148	148	-	10	10	-
T-37	2	-	2	-	-	-	2	-	2
TB-17	31	-	31	15	-	15	16	-	16
TB-25	916	-	916	849	-	849	67	-	67
TB-26	249	-	249	219	-	219	30	-	30
TB-29	97	-	97	84	-	84	13	-	13
TB-45	14	-	14	14	-	14	-	-	-
TB-47	64	-	64	62	-	62	2	-	2

TABLE 62 - STATUS AND LINE CLASSIFICATION OF USAF AIRCRAFT BY TYPE AND MODEL  
 QUARTERLY, FISCAL YEAR 1955 (CONTINUED)

TYPE AND MODEL	TOTAL			ACTIVE			INACTIVE		
	Total	First Line	Second Line	Total	First Line	Second Line	Total	First Line	Second Line
31 DECEMBER 1954 (CONT'D)									
<b>Trainer (Cont'd)</b>									
TH-50 . . . . .	45	24	21	38	17	21	7	7	-
TC-45 . . . . .	92	-	92	92	-	92	-	-	-
TC-47 . . . . .	51	-	51	50	-	50	1	-	1
TC-54 . . . . .	8	-	8	6	-	6	2	-	2
TF-47 . . . . .	1	-	1	-	-	-	1	-	1
TF-51 . . . . .	37	-	37	3	-	3	34	-	34
TF-86 . . . . .	12	-	12	11	-	11	1	-	1
TH-5 . . . . .	1	-	1	1	-	1	-	-	-
LT-6 . . . . .	37	37	-	37	37	-	-	-	-
<b>Communication - Total . . . . .</b>	<b>863</b>	<b>758</b>	<b>102</b>	<b>751</b>	<b>674</b>	<b>77</b>	<b>112</b>	<b>84</b>	<b>28</b>
H-5 . . . . .	37	-	37	37	-	37	-	-	-
H-12 . . . . .	1	-	1	1	-	1	-	-	1
H-13 . . . . .	99	99	-	83	83	-	16	16	-
H-18 . . . . .	1	-	1	-	-	-	1	-	1
H-19 . . . . .	253	250	3	221	220	1	32	30	2
H-21 . . . . .	60	44	16	25	14	11	35	30	5
H-25 . . . . .	1	1	-	-	-	-	1	1	-
H-39 . . . . .	1	-	1	-	-	-	1	-	1
L-5 . . . . .	39	-	39	24	-	24	15	-	15
L-13 . . . . .	2	-	2	2	-	2	-	-	-
L-16 . . . . .	2	-	2	1	-	1	1	-	1
L-17 . . . . .	2	-	2	-	-	-	2	-	2
L-19 . . . . .	40	40	-	40	40	-	-	-	-
L-20 . . . . .	197	196	1	191	190	1	6	6	-
L-21 . . . . .	126	126	-	126	126	-	-	-	-
L-23 . . . . .	2	2	-	1	1	-	1	1	-
<b>Aerial Target - Total . . . . .</b>	<b>68</b>	<b>-</b>	<b>68</b>	<b>44</b>	<b>-</b>	<b>44</b>	<b>24</b>	<b>-</b>	<b>24</b>
Q-14 . . . . .	1	-	1	1	-	1	-	-	-
QB-17 . . . . .	43	-	43	21	-	21	22	-	22
QB-45 . . . . .	1	-	1	-	-	-	1	-	1
QF-80 . . . . .	21	-	21	21	-	21	-	-	-
QT-33 . . . . .	2	-	2	1	-	1	1	-	1
31 MARCH 1955									
<b>AIRCRAFT - TOTAL . . . . .</b>	<b>24,694</b>	<b>16,919</b>	<b>7,775</b>	<b>19,786</b>	<b>14,322</b>	<b>5,464</b>	<b>4,908</b>	<b>2,597</b>	<b>2,311</b>
<b>Bomber . . . . .</b>	<b>2,481</b>	<b>1,555</b>	<b>926</b>	<b>1,675</b>	<b>1,204</b>	<b>471</b>	<b>806</b>	<b>351</b>	<b>455</b>
<b>Tankers . . . . .</b>	<b>771</b>	<b>631</b>	<b>140</b>	<b>711</b>	<b>599</b>	<b>112</b>	<b>60</b>	<b>32</b>	<b>28</b>
<b>Fighters . . . . .</b>	<b>7,285</b>	<b>6,419</b>	<b>866</b>	<b>5,794</b>	<b>5,221</b>	<b>573</b>	<b>1,491</b>	<b>1,198</b>	<b>293</b>
<b>Reconnaissance . . . . .</b>	<b>1,096</b>	<b>653</b>	<b>443</b>	<b>954</b>	<b>557</b>	<b>397</b>	<b>142</b>	<b>96</b>	<b>46</b>
<b>Search and Rescue . . . . .</b>	<b>374</b>	<b>255</b>	<b>119</b>	<b>259</b>	<b>160</b>	<b>99</b>	<b>115</b>	<b>95</b>	<b>20</b>
<b>Special Research . . . . .</b>	<b>4</b>	<b>-</b>	<b>4</b>	<b>-</b>	<b>-</b>	<b>-</b>	<b>4</b>	<b>-</b>	<b>4</b>
<b>Cargo . . . . .</b>	<b>4,097</b>	<b>1,430</b>	<b>2,667</b>	<b>3,690</b>	<b>1,395</b>	<b>2,295</b>	<b>407</b>	<b>35</b>	<b>372</b>
<b>Trainer . . . . .</b>	<b>7,660</b>	<b>5,168</b>	<b>2,492</b>	<b>5,872</b>	<b>4,443</b>	<b>1,429</b>	<b>1,788</b>	<b>725</b>	<b>1,063</b>
<b>Communication . . . . .</b>	<b>865</b>	<b>808</b>	<b>57</b>	<b>793</b>	<b>743</b>	<b>50</b>	<b>72</b>	<b>65</b>	<b>7</b>
<b>Aerial . . . . .</b>	<b>61</b>	<b>-</b>	<b>61</b>	<b>38</b>	<b>-</b>	<b>38</b>	<b>23</b>	<b>-</b>	<b>23</b>
<b>Bomber - Total . . . . .</b>	<b>2,481</b>	<b>1,555</b>	<b>926</b>	<b>1,675</b>	<b>1,204</b>	<b>471</b>	<b>806</b>	<b>351</b>	<b>455</b>
A-20 . . . . .	2	1	1	-	-	-	2	1	1
B-17 . . . . .	33	-	33	24	-	24	9	-	9
B-25 . . . . .	10	-	10	5	-	5	-	-	5
B-26 . . . . .	346	-	346	280	-	280	66	-	66
B-29 . . . . .	448	-	448	94	-	94	354	-	354
B-36 . . . . .	217	217	-	187	187	-	30	30	-
B-45 . . . . .	70	-	70	61	-	61	9	-	9
B-47 . . . . .	1,047	1,042	5	873	873	-	174	169	5
B-50 . . . . .	204	194	10	79	72	7	125	122	3
B-51 . . . . .	1	-	1	-	-	-	1	-	1
B-52 . . . . .	5	3	2	-	-	-	5	3	2
B-57 . . . . .	97	97	-	72	72	-	25	25	-
B-66 . . . . .	1	1	-	-	-	-	1	1	-
<b>Tankers - Total . . . . .</b>	<b>771</b>	<b>631</b>	<b>140</b>	<b>711</b>	<b>599</b>	<b>112</b>	<b>60</b>	<b>32</b>	<b>28</b>
KB-29M . . . . .	33	-	33	13	-	13	20	-	20
KB-29P . . . . .	106	-	106	98	-	98	8	-	8
KB-29T . . . . .	1	-	1	1	-	1	-	-	-
KC-97 . . . . .	631	631	-	599	599	-	32	32	-

TABLE 62 - STATUS AND LINE CLASSIFICATION OF USAF AIRCRAFT BY TYPE AND MODEL  
 QUARTERLY, FISCAL YEAR 1955 (CONTINUED)

TYPE AND MODEL	TOTAL			ACTIVE			INACTIVE		
	Total	First Line	Second Line	Total	First Line	Second Line	Total	First Line	Second Line
31 MARCH 1954									
<b>Fighters - Total</b>	<b>7,285</b>	<b>6,419</b>	<b>866</b>	<b>5,794</b>	<b>5,221</b>	<b>573</b>	<b>1,491</b>	<b>1,198</b>	<b>293</b>
F-9F	1	-	1	-	-	-	1	-	1
F-47	8	-	8	3	-	3	5	-	5
F-51	95	-	95	8	-	8	87	-	87
F-80	52	-	58	12	-	12	46	-	46
F-84	1,964	1,622	342	1,489	1,270	269	475	402	73
F-86	3,998	3,823	175	3,406	3,248	158	592	575	17
F-88	2	-	2	-	-	-	2	-	2
F-89	536	526	10	484	478	6	52	48	4
F-91	2	-	2	-	-	-	2	-	2
F-94	507	345	162	376	262	114	131	83	48
F-100	91	90	1	13	13	-	78	77	1
F-101	9	9	-	-	-	-	9	9	-
F-102	13	4	9	2	-	2	11	4	7
MIG-15	1	-	1	1	-	1	-	-	-
<b>Reconnaissance - Total</b>	<b>1,096</b>	<b>653</b>	<b>443</b>	<b>954</b>	<b>557</b>	<b>397</b>	<b>142</b>	<b>96</b>	<b>46</b>
RB-17	3	-	3	1	-	1	2	-	2
RB-25	2	-	2	2	-	2	-	-	-
RB-26	113	-	113	98	-	98	15	-	15
WB-26	5	-	5	5	-	5	-	-	-
RB-29	15	-	15	13	-	13	2	-	2
WB-29	76	-	76	70	-	70	6	-	6
WB-36	138	138	-	113	113	-	25	25	-
RB-45	20	-	20	18	-	18	2	-	2
RC-45	24	-	24	20	-	20	4	-	4
RB-47	294	294	-	277	277	-	17	17	-
RC-47	6	-	6	6	-	6	-	-	-
RB-50	39	-	39	36	-	36	3	-	3
RB-52	7	7	-	2	2	-	5	5	-
RB-57	64	64	-	52	52	-	12	12	-
RB-66	7	7	-	-	-	-	7	7	-
RF-80	140	-	140	128	-	128	12	-	12
RF-84	93	93	-	65	65	-	28	28	-
RF-86	20	20	-	20	20	-	-	-	-
RC-121	30	30	-	28	28	-	2	2	-
<b>Search and Rescue - Total</b>	<b>374</b>	<b>255</b>	<b>119</b>	<b>259</b>	<b>160</b>	<b>99</b>	<b>115</b>	<b>95</b>	<b>20</b>
SA-16	269	255	14	160	160	-	109	95	14
SB-17	8	-	8	6	-	6	2	-	2
SB-29	29	-	29	25	-	25	4	-	4
SC-47	65	-	65	65	-	65	-	-	-
SC-54	3	-	3	3	-	3	-	-	-
<b>Special Research - Total</b>	<b>4</b>	<b>-</b>	<b>4</b>	<b>-</b>	<b>-</b>	<b>-</b>	<b>4</b>	<b>-</b>	<b>4</b>
X-1	3	-	3	-	-	-	3	-	3
X-2	1	-	1	-	-	-	1	-	1
<b>Cargo - Total</b>	<b>4,097</b>	<b>1,430</b>	<b>2,667</b>	<b>3,690</b>	<b>1,395</b>	<b>2,295</b>	<b>407</b>	<b>35</b>	<b>372</b>
C-45	869	-	869	740	-	740	129	-	129
C-46	196	-	196	84	-	84	112	-	112
C-47	1,080	-	1,080	1,061	-	1,061	19	-	19
C-53	1	-	1	1	-	1	-	-	-
C-54	365	-	365	292	-	292	73	-	73
C-74	11	11	-	11	11	-	-	-	-
C-82	22	-	22	2	-	2	20	-	20
C-97	71	63	8	65	63	2	6	-	6
C-99	1	-	1	-	-	-	1	-	1
C-117	26	-	26	26	-	26	-	-	-
C-118	54	54	-	48	48	-	6	6	-
C-119	799	799	-	783	783	-	16	16	-
C-121	13	11	2	10	10	-	3	1	2
C-122	9	-	9	9	-	9	-	-	-
C-123	6	4	2	3	3	-	3	1	2
C-124	432	430	2	423	422	1	9	8	1
C-130	3	1	2	-	-	-	3	1	2
C-131	59	57	2	57	55	2	2	2	-
VB-17	39	-	39	35	-	35	4	-	4
VB-25	35	-	35	34	-	34	1	-	1
VB-26	2	-	2	2	-	2	-	-	-
VT-29	4	-	4	4	-	4	-	-	-

TABLE 62. — STATUS AND LINE CLASSIFICATION OF USAF AIRCRAFT BY TYPE AND MODEL  
QUARTERLY, FISCAL YEAR 1955 (CONTINUED)

TYPE AND MODEL	TOTAL			ACTIVE			INACTIVE		
	Total	First Line	Second Line	Total	First Line	Second Line	Total	First Line	Second Line
31 MARCH 1955 (CONT'D)									
<u>Trainer - Total</u>	7,660	5,168	2,492	5,872	4,443	1,429	1,788	725	1,063
T-6	2,030	1,252	778	886	868	18	1,144	384	760
T-7	13	-	13	12	-	12	1	-	1
T-11	152	-	152	13	-	13	139	-	139
T-28	1,030	1,029	1	743	743	-	287	286	1
T-29	328	328	-	314	314	-	14	14	-
T-33	2,281	2,281	-	2,259	2,259	-	22	22	-
T-34	217	217	-	211	211	-	6	6	-
T-37	3	-	3	-	-	-	3	-	3
TB-17	31	-	31	12	-	12	19	-	19
TB-25	917	-	917	847	-	847	70	-	70
TB-26	237	-	237	214	-	214	23	-	23
TB-29	101	-	101	77	-	77	24	-	24
TB-45	14	-	14	14	-	14	-	-	-
TB-47	63	-	63	62	-	62	1	-	1
TB-50	45	24	21	32	11	21	13	13	-
TC-45	91	-	91	91	-	91	-	-	-
TC-47	26	-	26	25	-	25	1	-	1
TC-54	8	-	8	7	-	7	1	-	1
TF-47	1	-	1	-	-	-	1	-	1
TF-51	20	-	20	1	-	1	19	-	19
TF-86	14	-	14	14	-	14	-	-	-
LH-5	1	-	1	1	-	1	-	-	-
LT-6	37	37	-	37	37	-	-	-	-
<u>Communications - Total</u>	865	808	57	793	743	50	72	65	7
H-5	36	-	36	36	-	36	-	-	-
H-12	1	-	1	-	-	-	1	-	1
H-13	99	99	-	85	85	-	14	14	-
H-18	1	-	1	-	-	-	1	-	1
H-19	260	258	2	247	246	1	13	12	1
H-21	76	76	-	39	39	-	37	37	-
H-34	2	2	-	2	2	-	-	-	-
H-39	1	-	1	-	-	-	1	-	1
L-5	10	-	10	10	-	10	-	-	-
L-13	2	-	2	2	-	2	-	-	-
L-17	2	-	2	-	-	-	2	-	2
L-19	57	57	-	57	57	-	-	-	-
L-20	193	192	1	191	190	1	2	2	-
L-21	124	124	-	124	124	-	-	-	-
L-23	1	-	1	-	-	-	1	-	1
<u>Aerial Target - Total</u>	61	-	61	38	-	38	23	-	23
QB-17	37	-	37	20	-	20	17	-	17
QB-45	1	-	1	-	-	-	1	-	1
QF-80	22	-	22	18	-	18	4	-	4
QT-33	1	-	1	-	-	-	1	-	1
30 JUNE 1955									
<u>AIRCRAFT - TOTAL</u>	<u>25,088</u>	<u>17,604</u>	<u>7,484</u>	<u>20,042</u>	<u>14,867</u>	<u>5,175</u>	<u>5,046</u>	<u>2,737</u>	<u>2,309</u>
Bomber	2,474	1,487	987	1,688	1,242	446	786	245	541
Tanker	801	661	140	745	631	114	56	30	26
Fighter	7,789	6,950	839	5,975	5,547	428	1,814	1,403	411
Reconnaissance	1,187	781	406	1,001	646	355	186	135	51
Search and Rescue	372	248	124	269	172	97	103	76	27
Special Research	4	-	4	-	-	-	4	-	4
Cargo	4,007	1,484	2,523	3,702	1,446	2,256	305	38	267
Trainer	7,528	5,162	2,366	5,816	4,419	1,397	1,712	743	969
Communication	878	831	47	808	764	44	70	67	3
Aerial Target	48	-	48	38	-	38	10	-	10
<u>Bombers - Total</u>	<u>2,474</u>	<u>1,487</u>	<u>987</u>	<u>1,688</u>	<u>1,242</u>	<u>446</u>	<u>786</u>	<u>245</u>	<u>541</u>
A-2D	1	1	-	-	-	-	1	1	-
B-17	34	-	34	24	-	24	10	-	10
B-25	9	-	9	6	-	6	3	-	3
B-26	333	-	333	248	-	248	85	-	85
B-29	332	-	332	82	-	82	250	-	250
B-36	216	215	1	191	191	-	25	24	1
B-45	69	-	69	61	-	61	8	-	8

TABLE 62 - STATUS AND LINE CLASSIFICATION OF USAF AIRCRAFT BY TYPE AND MODEL  
 QUARTERLY, FISCAL YEAR 1955 (CONTINUED)

TYPE AND MODEL	TOTAL			ACTIVE			INACTIVE		
	Total	First Line	Second Line	Total	First Line	Second Line	Total	First Line	Second Line
— 30 JUNE-1955 (CONT'D)									
<b>Bombers (Cont'd)</b>									
B-47	1,131	1,127	4	930	930	-	201	197	4
B-50	202	-	202	25	-	25	177	-	177
B-51	1	-	1	-	-	-	1	-	1
B-52	5	3	2	-	-	-	5	3	2
B-57	140	140	-	121	121	-	19	19	-
B-66	1	1	-	-	-	-	1	1	-
<b>Tankers - Total</b>	<b>801</b>	<b>661</b>	<b>140</b>	<b>745</b>	<b>631</b>	<b>114</b>	<b>56</b>	<b>30</b>	<b>26</b>
KB-29M	33	-	33	13	-	13	20	-	20
KB-29P	106	-	106	101	-	101	5	-	5
KB-29T	1	-	1	-	-	-	1	-	1
KC-97	661	661	-	631	631	-	30	30	-
<b>Fighters - Total</b>	<b>7,789</b>	<b>6,950</b>	<b>839</b>	<b>5,975</b>	<b>5,547</b>	<b>428</b>	<b>1,814</b>	<b>1,403</b>	<b>411</b>
F-9F	1	-	1	-	-	-	1	-	1
F-47	1	-	1	-	-	-	1	-	1
F-51	118	-	118	6	-	6	112	-	112
F-80	58	-	58	10	-	10	48	-	48
F-84	2,116	1,777	339	1,448	1,184	264	668	593	75
F-86	4,241	4,056	185	3,506	3,446	60	735	610	125
F-88	1	-	1	-	-	-	1	-	1
F-89	578	569	9	529	524	5	49	45	4
F-91	2	-	2	-	-	-	2	-	2
F-94	453	339	114	345	265	80	108	74	34
F-100	190	189	1	128	128	-	62	61	1
F-101	15	15	-	-	-	-	15	15	-
F-102	14	5	9	2	-	2	12	5	7
MIG-15	1	-	1	1	-	1	-	-	-
<b>Reconnaissance - Total</b>	<b>1,187</b>	<b>781</b>	<b>406</b>	<b>1,001</b>	<b>646</b>	<b>355</b>	<b>186</b>	<b>135</b>	<b>51</b>
RB-17	3	-	3	1	-	1	2	-	2
RB-25	2	-	2	2	-	2	-	-	-
RB-26	110	-	110	96	-	96	14	-	14
WB-26	6	-	6	6	-	6	-	-	-
RB-29	9	-	9	6	-	6	3	-	3
WB-29	74	-	74	68	-	68	6	-	6
RB-36	137	137	-	106	106	-	31	31	-
RB-45	20	-	20	18	-	18	2	-	2
RC-45	20	-	20	20	-	20	-	-	-
RB-47	321	321	-	273	273	-	48	48	-
RC-47	6	-	6	6	-	6	-	-	-
RB-50	40	-	40	38	-	38	2	-	2
RB-52	13	13	-	6	6	-	7	7	-
RB-57	62	62	-	59	59	-	3	3	-
RB-66	9	9	-	2	2	-	7	7	-
RF-80	114	-	114	94	-	94	20	-	20
RF-84	184	184	-	151	151	-	33	33	-
RF-86	19	19	-	18	18	-	1	1	-
RF-101	2	-	2	-	-	-	2	-	2
RC-121	36	36	-	31	31	-	5	5	-
<b>Search and Rescue - Total</b>	<b>372</b>	<b>248</b>	<b>124</b>	<b>269</b>	<b>172</b>	<b>97</b>	<b>103</b>	<b>76</b>	<b>27</b>
SA-16	259	248	21	174	172	2	95	76	19
SB-17	8	-	8	5	-	5	3	-	3
SB-29	26	-	26	22	-	22	4	-	4
SC-47	66	-	66	65	-	65	1	-	1
SC-54	3	-	3	3	-	3	-	-	-
<b>Special Research - Total</b>	<b>4</b>	<b>-</b>	<b>4</b>	<b>-</b>	<b>-</b>	<b>-</b>	<b>4</b>	<b>-</b>	<b>4</b>
X-1	3	-	3	-	-	-	3	-	3
X-3	1	-	1	-	-	-	1	-	1
<b>Cargo - Total</b>	<b>4,007</b>	<b>1,484</b>	<b>2,523</b>	<b>3,702</b>	<b>1,446</b>	<b>2,256</b>	<b>305</b>	<b>38</b>	<b>267</b>
C-45	744	-	744	725	-	725	19	-	19
C-46	186	-	186	79	-	79	107	-	107
C-47	1,065	-	1,065	1,046	-	1,046	19	-	19
C-53	1	-	1	1	-	1	-	-	-
C-54	364	-	364	281	-	281	83	-	83
C-74	11	-	11	11	-	11	-	-	-
C-82	17	-	17	2	-	2	15	-	15

TABLE 62 - STATUS AND LINE CLASSIFICATION OF USAF AIRCRAFT BY TYPE AND MODEL  
 QUARTERLY, FISCAL YEAR 1955 (CONTINUED)

TYPE AND MODEL	TOTAL			ACTIVE			INACTIVE		
	Total	First Line	Second Line	Total	First Line	Second Line	Total	First Line	Second Line
30 JUNE 1955 (CONT'D)									
<b>Cargo (Cont'd)</b>									
C-97	71	63	8	63	61	2	8	2	6
C-99	1	-	1	-	-	-	1	-	1
C-117	26	-	26	26	-	26	-	-	-
C-118	68	68	-	63	63	-	5	5	-
C-119	824	823	1	805	804	1	19	19	-
C-121	14	12	2	11	11	-	3	1	2
C-122	9	-	9	8	-	8	1	-	1
C-123	12	10	2	7	-	7	5	3	2
C-124	433	431	2	430	429	1	3	2	1
C-130	3	1	2	-	-	-	3	1	2
C-131	78	76	2	73	71	2	5	5	-
VB-17	39	-	39	31	-	31	8	-	8
VB-25	35	-	35	34	-	34	1	-	1
VB-26	2	-	2	2	-	2	-	-	-
VT-29	4	-	4	4	-	4	-	-	-
<b>Trainers - Total</b>	<b>7,528</b>	<b>5,162</b>	<b>2,366</b>	<b>5,816</b>	<b>4,419</b>	<b>1,397</b>	<b>1,712</b>	<b>743</b>	<b>969</b>
T-6	1,981	1,181	800	765	750	15	1,216	431	785
T-7	12	-	12	11	-	11	1	-	1
T-11	8	-	8	8	-	8	-	-	-
T-28	1,022	1,021	1	810	810	-	212	211	1
T-29	346	346	-	334	334	-	12	12	-
T-33	2,286	2,286	-	2,249	2,249	-	37	37	-
T-34	267	267	-	239	239	-	28	28	-
T-37	3	-	3	-	-	-	3	-	3
TB-17	30	-	30	10	-	10	20	-	20
TB-25	914	-	914	852	-	852	62	-	62
TB-26	228	-	228	200	-	200	28	-	28
TB-29	108	-	108	92	-	92	16	-	16
TB-45	15	-	15	15	-	15	-	-	-
TB-47	63	-	63	62	-	62	1	-	1
TB-50	45	24	21	10	-	10	35	24	11
TC-45	90	-	90	89	-	89	1	-	1
TC-47	26	-	26	25	-	25	1	-	1
TC-54	8	-	8	6	-	6	2	-	2
TF-47	1	-	1	-	-	-	1	-	1
TF-51	23	-	23	-	-	-	23	-	23
TF-86	14	-	14	1	-	1	13	-	13
TH-5	1	-	1	1	-	1	-	-	-
LT-6	37	37	-	37	37	-	-	-	-
<b>Communication - Total</b>	<b>878</b>	<b>831</b>	<b>47</b>	<b>808</b>	<b>764</b>	<b>44</b>	<b>70</b>	<b>67</b>	<b>3</b>
H-5	34	-	34	34	-	34	-	-	-
H-13	96	96	-	85	85	-	11	11	-
H-18	1	-	1	-	-	-	1	-	1
H-19	255	254	1	247	246	1	8	8	-
H-21	93	93	-	59	59	-	34	34	-
H-25	1	1	-	-	-	-	1	1	-
H-34	2	2	-	2	2	-	-	-	-
H-39	1	-	1	-	-	-	1	-	1
L-5	6	-	6	6	-	6	-	-	-
L-13	2	-	2	2	-	2	-	-	-
L-19	81	81	-	69	69	-	12	12	-
L-20	184	183	1	183	182	1	1	1	-
L-21	121	121	-	121	121	-	-	-	-
L-23	1	-	1	-	-	-	1	-	1
<b>Aerial Target - Total</b>	<b>48</b>	<b>-</b>	<b>48</b>	<b>38</b>	<b>-</b>	<b>38</b>	<b>10</b>	<b>-</b>	<b>10</b>
QB-17	30	-	30	27	-	27	3	-	3
QB-45	1	-	1	-	-	-	1	-	1
QF-80	16	-	16	11	-	11	5	-	5
QT-33	1	-	1	-	-	-	1	-	1

Source: Operations Statistical Division, Directorate of Statistical Services, DCS/Comptroller

TABLE 63 - USAF AVERAGE ACTIVE AIRCRAFT IN AND OUT OF COMMISSION BY COMMAND  
FISCAL YEAR 1955

(For comparative purposes to the previous fiscal year table, see Table 44, SDFY 54)

MAJOR AIR COMMAND	AVERAGE MONTHLY ACTIVE AIRCRAFT ON HAND	AVERAGE ACTIVE AIRCRAFT IN COMMISSION	AVERAGE ACTIVE AIRCRAFT OUT OF COMMISSION						
			TOTAL		AWAITING PARTS	TECHNICAL ORDER COMPLIANCE	MAINTENANCE		OTHER REASONS
			AVERAGE NUMBER AOC	% OF AOH			PERIODIC	MALFUNCTION, DEFECT, DAMAGE	
<b>USAF - TOTAL . . . . .</b>	<b>19,082</b>	<b>11,828</b>	<b>7,254</b>	<b>38</b>	<b>1,130</b>	<b>350</b>	<b>2,257</b>	<b>2,948</b>	<b>569</b>
<b>CONTINENTAL - TOTAL . . . . .</b>	<b>14,401</b>	<b>8,851</b>	<b>5,550</b>	<b>39</b>	<b>782</b>	<b>298</b>	<b>1,694</b>	<b>2,358</b>	<b>418</b>
Air Defense . . . . .	1,827	1,125	702	38	162	31	245	242	22
Air Materiel . . . . .	1,105	272	833	75	11	97	55	466	204
Air Proving Ground . . . . .	182	104	78	43	15	11	23	21	8
Air Research and Development . . . . .	578	304	274	47	39	8	95	64	68
Air University . . . . .	142	114	28	20	7	1	10	10	-
Continental Air . . . . .	94	76	18	19	4	-	11	3	-
Headquarters, USAF . . . . .	209	155	54	26	7	1	22	21	3
Military Air Transport Service . . . . .	784	496	288	37	39	8	138	95	8
Strategic Air . . . . .	2,708	1,837	871	32	186	39	258	355	33
Tactical Air . . . . .	1,443	924	519	36	117	42	185	149	26
Air Training . . . . .	5,318	3,436	1,882	35	195	60	650	931	46
USAF Security Service . . . . .	5	4	1	20	-	-	1	-	-
US Air Force Academy . . . . .	6	4	2	33	-	-	1	1	-
<b>OVERSEAS - TOTAL . . . . .</b>	<b>4,681</b>	<b>2,977</b>	<b>1,704</b>	<b>36</b>	<b>348</b>	<b>52</b>	<b>563</b>	<b>590</b>	<b>151</b>
Alaskan Air . . . . .	278	149	129	46	17	5	52	54	1
Air Defense . . . . .	5	5	-	-	-	-	-	-	-
Air Materiel . . . . .	4	1	3	75	-	-	-	-	3
US Air Forces in Europe . . . . .	1,790	1,176	614	34	135	25	211	193	50
Air Research and Development . . . . .	13	9	4	31	1	-	1	1	1
Joint Brazil-US Military Comm. . . . .	1	1	-	-	-	-	-	-	-
Joint Military Advisory Group . . . . .	3	2	1	33	-	-	1	-	-
Caribbean Air . . . . .	35	29	6	17	1	-	5	-	-
Far East Air Forces . . . . .	1,614	953	661	41	133	16	191	241	80
Headquarters, USAF . . . . .	61	58	3	1	-	-	3	-	-
Military Air Transport Service . . . . .	385	242	143	37	29	3	59	47	5
Northeast Air . . . . .	159	92	67	42	21	2	15	22	7
Strategic Air . . . . .	285	226	59	21	8	1	20	28	2
Tactical Air . . . . .	48	34	14	29	3	-	5	4	2

Source: Operations Statistics Division, Directorate of Statistical Services, DCS/Comptroller



TABLE 64— USAF AVERAGE ACTIVE AIRCRAFT IN AND OUT OF COMMISSION  
BY TYPE AND MODEL — FISCAL YEAR 1955

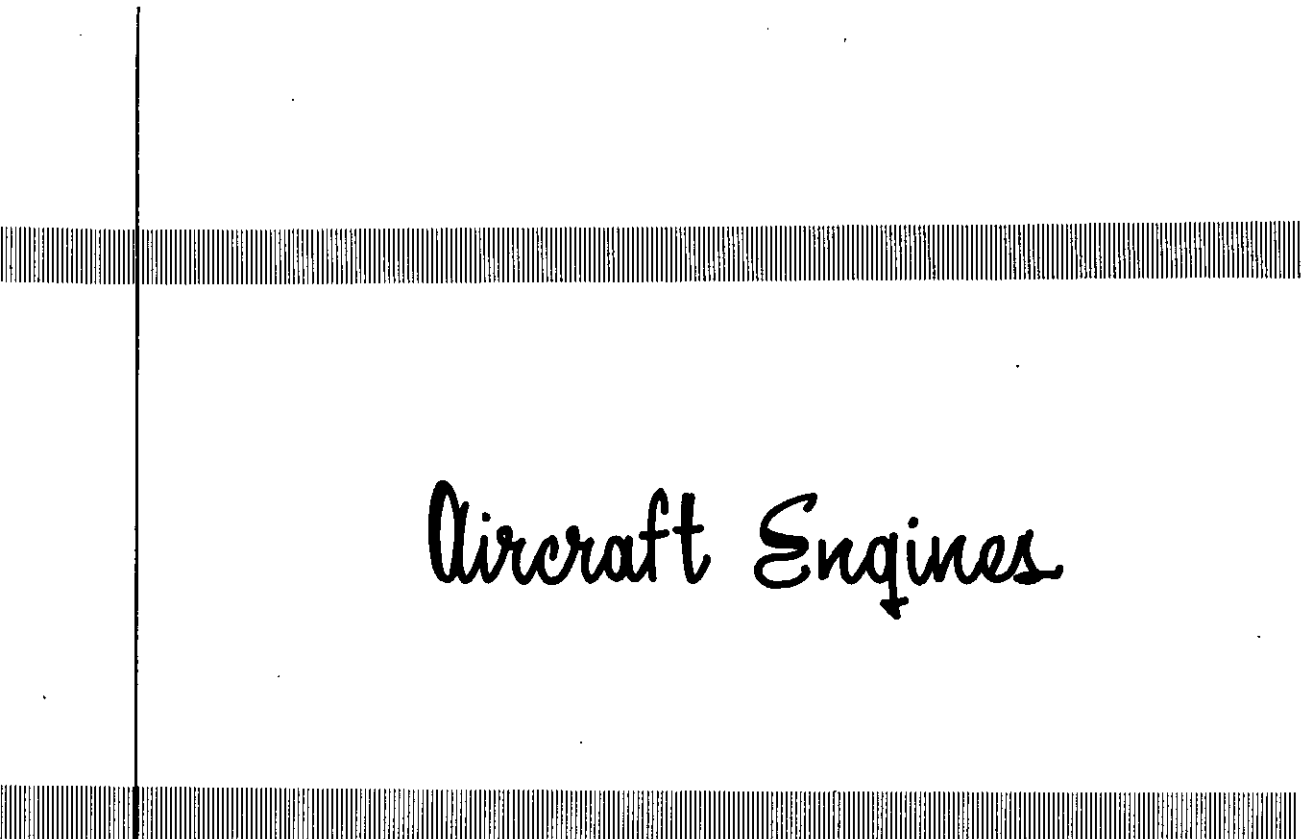
(For comparative purposes to the previous fiscal year table, see Table 45, SDFY 54)

TYPE AND MODEL OF AIRCRAFT	AVERAGE MONTHLY ACTIVE AIRCRAFT ON HAND	AVERAGE ACTIVE AIRCRAFT IN COMMISSION	AVERAGE ACTIVE AIRCRAFT OUT OF COMMISSION						
			TOTAL		AWAIT-ING PARTS	TECHNI-CAL ORDER COM-PLIANCE	MAINTENANCE		OTHER REASONS
			AVERAGE NUMBER AOC	% OF AOH			PERIODIC	MALFUNC-TION, DEFECT, DAMAGE	
<b>USAF - TOTAL . . . . .</b>	<b>19,082</b>	<b>11,828</b>	<b>7,254</b>	<b>. 38</b>	<b>1,130</b>	<b>350</b>	<b>2,257</b>	<b>2,948</b>	<b>569</b>
<b>BOMBER - TOTAL . . . . .</b>	<b>1,587</b>	<b>1,090</b>	<b>497</b>	<b>31</b>	<b>70</b>	<b>27</b>	<b>149</b>	<b>223</b>	<b>28</b>
B-17 . . . . .	25	17	8	32	1	-	4	3	-
B-25 . . . . .	6	4	2	33	-	-	1	1	-
B-26 . . . . .	280	191	89	31	12	3	34	36	4
B-29 . . . . .	111	64	47	42	4	2	10	24	7
B-36 . . . . .	178	124	54	30	7	1	18	28	-
B-45 . . . . .	53	33	20	37	3	5	6	4	2
B-47 . . . . .	813	588	225	27	39	12	59	107	8
B-50 . . . . .	79	55	24	30	2	-	11	9	2
B-57 . . . . .	42	14	28	66	2	4	6	11	5
<b>TANKER - TOTAL . . . . .</b>	<b>680</b>	<b>506</b>	<b>174</b>	<b>25</b>	<b>34</b>	<b>5</b>	<b>41</b>	<b>89</b>	<b>5</b>
KB-29 . . . . .	111	62	49	44	9	1	9	27	3
KC-97 . . . . .	569	444	125	22	25	4	32	62	2
<b>FIGHTER - TOTAL . . . . .</b>	<b>5,545</b>	<b>2,877</b>	<b>2,668</b>	<b>48</b>	<b>445</b>	<b>149</b>	<b>703</b>	<b>1,084</b>	<b>287</b>
F-51 . . . . .	8	2	6	75	-	-	-	3	3
F-80 . . . . .	19	8	11	57	3	2	1	2	3
F-84 . . . . .	1,391	630	761	54	127	55	188	304	87
F-86 . . . . .	3,264	1,780	1,484	45	244	72	405	605	158
F-89 . . . . .	429	208	221	52	37	12	49	113	10
F-94 . . . . .	393	233	160	41	31	6	55	52	16
F-100 . . . . .	39	15	24	62	3	2	5	5	9
F-102 . . . . .	1	-	1	100	-	-	-	-	1
MIG-15 . . . . .	1	1	-	-	-	-	-	-	-
<b>RECONNAISSANCE - TOTAL . . . . .</b>	<b>875</b>	<b>560</b>	<b>315</b>	<b>36</b>	<b>45</b>	<b>17</b>	<b>91</b>	<b>134</b>	<b>28</b>
RB-17 . . . . .	2	1	1	50	-	-	-	1	-
RB-25 . . . . .	2	1	1	50	-	-	-	1	-
RB-26 . . . . .	89	66	23	26	5	1	9	7	1
WB-26 . . . . .	4	3	1	25	-	-	-	1	-
RB-29 . . . . .	14	10	4	29	-	-	1	3	-
WB-29 . . . . .	68	33	35	51	3	-	13	18	1
RB-36 . . . . .	109	74	35	32	6	-	11	16	2
RB-45 . . . . .	18	12	6	33	1	2	2	-	1
RB-47 . . . . .	252	177	75	30	10	3	23	37	2
RB-50 . . . . .	30	19	11	37	2	-	4	4	1
RF-52 . . . . .	1	-	1	100	-	-	-	-	1
RB-57 . . . . .	43	10	33	77	3	5	4	17	4
RB-66 . . . . .	1	-	1	100	-	-	-	-	1
RC-45 . . . . .	20	15	5	25	1	-	4	-	1
RC-47 . . . . .	6	5	1	17	-	-	1	-	-
RC-121 . . . . .	19	11	8	42	1	-	4	3	-
RF-80 . . . . .	125	94	31	25	9	2	10	8	2
RF-84 . . . . .	45	19	26	58	2	4	3	8	9
RF-86 . . . . .	15	9	6	40	2	-	2	2	-
RT-33 . . . . .	12	1	11	91	-	-	-	8	3
<b>SEARCH AND RESCUE - TOTAL . . . . .</b>	<b>263</b>	<b>177</b>	<b>86</b>	<b>32</b>	<b>11</b>	<b>6</b>	<b>36</b>	<b>28</b>	<b>5</b>
SA-16 . . . . .	165	109	55	34	10	6	23	15	2
SB-17 . . . . .	7	4	3	43	-	-	1	2	-
SB-29 . . . . .	26	15	11	42	1	-	5	5	-
SC-47 . . . . .	62	47	15	24	-	-	7	5	3
SC-54 . . . . .	3	2	1	33	-	-	-	1	-
<b>CARGO - TOTAL . . . . .</b>	<b>3,439</b>	<b>2,257</b>	<b>1,182</b>	<b>34</b>	<b>222</b>	<b>55</b>	<b>508</b>	<b>357</b>	<b>40</b>
C-45 . . . . .	707	484	223	32	55	10	95	58	5
C-46 . . . . .	85	51	34	40	2	1	18	12	1
C-47/53 . . . . .	1,013	729	284	28	44	1	160	72	7
C-54 . . . . .	287	193	94	33	9	4	47	30	4
C-74 . . . . .	11	4	7	64	1	1	2	3	-
C-82 . . . . .	13	5	8	62	1	-	4	3	-
C-97 . . . . .	62	31	31	50	4	-	11	15	1
C-117 . . . . .	26	21	5	19	-	1	2	2	-
C-118 . . . . .	32	23	9	28	1	-	5	2	1
C-119 . . . . .	677	391	286	42	72	16	89	91	18
C-121 . . . . .	9	8	1	11	-	-	1	-	-

TABLE 64 - USAF AVERAGE ACTIVE AIRCRAFT IN AND OUT OF COMMISSION  
BY TYPE AND MODEL - FISCAL YEAR 1955 (CONTINUED)

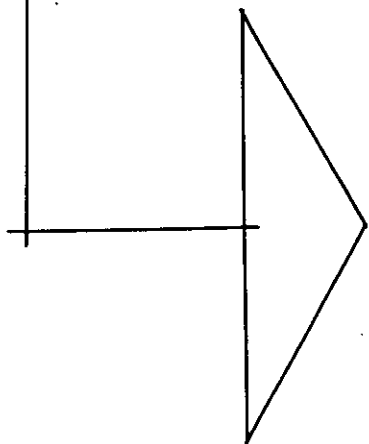
TYPE AND MODEL OF AIRCRAFT	AVERAGE MONTHLY ACTIVE AIRCRAFT ON HAND	AVERAGE ACTIVE AIRCRAFT IN COMMISSION	AVERAGE ACTIVE AIRCRAFT OUT OF COMMISSION						
			TOTAL		AWAIT-ING PARTS	TECHNI-CAL ORDER COM-PLIANCE	MAINTENANCE		OTHER REASONS
			AVERAGE NUMBER AOC	% OF AOH			PERIODIC	MALFUNC-TION, DEFECT, DAMAGE	
<b>CARGO (CONTINUED)</b>									
C-122	9	7	2	22	-	-	1	1	-
C-123	2	1	1	50	-	-	-	-	1
C-124	396	227	169	43	27	21	62	58	1
C-131	39	29	10	26	3	-	3	3	1
VB-17	36	27	9	25	2	-	4	3	-
VB-25	30	22	8	27	1	-	4	3	-
VB-26	2	2	-	-	-	-	-	-	-
VT-29	3	2	1	33	-	-	-	1	-
<b>TRAINER - TOTAL</b>	<b>5,795</b>	<b>3,849</b>	<b>1,946</b>	<b>33</b>	<b>242</b>	<b>83</b>	<b>633</b>	<b>891</b>	<b>97</b>
T-6	1,013	853	160	16	8	4	76	62	10
LT-6	40	24	16	40	4	-	3	3	6
T-7	13	8	5	38	1	-	1	2	1
T-11	18	11	7	39	1	-	3	1	2
T-28	711	486	225	32	26	4	65	124	4
T-29	271	177	94	35	13	3	37	40	1
T-33	2,134	1,287	847	40	119	49	235	411	33
T-34	147	110	37	25	4	1	15	16	1
TB-17	16	9	7	44	-	-	2	4	1
TB-25	828	547	281	34	30	13	114	120	4
TB-26	214	143	71	33	16	1	26	26	2
TB-29	85	47	38	45	2	2	15	17	2
TB-45	14	7	7	50	1	2	2	2	-
TB-47	61	22	39	64	4	2	6	23	4
TB-50	34	13	21	62	1	-	8	11	1
TC-45	85	49	36	42	6	1	15	14	-
TC-47	36	23	13	36	2	-	7	4	-
TC-54	7	4	3	43	-	1	1	1	-
TF-51	1	-	1	100	-	-	-	1	-
TF-86	9	4	5	56	1	-	1	3	-
MK-4	58	25	33	57	1	-	1	6	25
<b>COMMUNICATION - TOTAL</b>	<b>856</b>	<b>480</b>	<b>376</b>	<b>44</b>	<b>59</b>	<b>8</b>	<b>92</b>	<b>140</b>	<b>77</b>
<b>LIAISON - TOTAL</b>	<b>480</b>	<b>273</b>	<b>207</b>	<b>43</b>	<b>23</b>	<b>4</b>	<b>52</b>	<b>76</b>	<b>52</b>
L-4	14	1	13	93	1	-	5	6	1
L-5	42	16	26	62	2	1	5	13	5
L-13	2	2	-	-	-	-	-	-	-
L-16	42	3	39	93	3	1	15	18	2
L-17	13	-	13	100	-	-	-	-	13
L-19	55	44	11	20	-	-	4	5	2
L-20	192	123	69	36	16	2	15	14	22
L-21	118	84	34	29	1	-	8	19	6
L-23	2	-	2	100	-	-	-	1	1
<b>HELICOPTER - TOTAL</b>	<b>376</b>	<b>207</b>	<b>169</b>	<b>44</b>	<b>36</b>	<b>4</b>	<b>40</b>	<b>64</b>	<b>25</b>
H-5	35	15	20	57	2	-	3	11	4
H-13	84	52	32	38	4	-	12	15	1
H-19	216	129	87	40	26	3	22	29	7
H-21	40	11	29	72	4	1	3	8	13
H-23	1	-	1	100	-	-	-	1	-
<b>AERIAL TARGET - TOTAL</b>	<b>42</b>	<b>32</b>	<b>10</b>	<b>24</b>	<b>2</b>	<b>-</b>	<b>4</b>	<b>2</b>	<b>2</b>
QB-17	22	17	5	23	1	-	2	1	1
QF-30	19	15	4	21	1	-	2	1	-
Q-14	1	-	1	100	-	-	-	-	1

Source: Operations Statistics Division, Directorate of Statistical Services, DCS/Comptroller



# Aircraft Engines

AIRCRAFT ENGINES



*PART* ▽



## AIRCRAFT ENGINES

### INTRODUCTION AND DEFINITIONS

Tabular data on production and inventory of aircraft engines are presented in this section. Data on engine production are obtained under the provisions of AF regulation 67-62, dated 6 August 1954 and data on engine inventory are obtained under the provisions of AF regulation 65-20, dated 20 August 1953.

The following definitions apply to the terms herein-

ACCEPTANCE: An aircraft engine that has been shop-assembled and fully inspected by constituted USAF or Navy production authorities; and the title, responsibility, and accountability assumed by the contracting agency or recipient.

INSTALLED ENGINE: Serviceable or reparable engine assets which are either physically mounted on aircraft or undergoing organizational maintenance for reinstallation in an aircraft.

SPARE ENGINE: Engines in or intended for the supply system, which are for normal flying support of aircraft.

REPARABLE ENGINE: Aircraft engine determined to be in unsuitable operating condition requiring other than organizational or field maintenance.

SERVICEABLE ENGINE: Aircraft engine determined to be in suitable operating condition or engine either awaiting or undergoing organizational or field maintenance.

**TABLE 65 - SUMMARY OF USAF AIRCRAFT ENGINE ACCEPTANCES AND AVERAGE UNIT POWER BY TYPE AND RECIPIENT FISCAL YEAR 1955**

(Excludes experimental, remanufactured, and mock-up engine production. MDAP includes RCAF production.)

TYPE ENGINE AND RECIPIENT	AVERAGE UNIT POWER (POUNDS THRUST OR HORSEPOWER)	JUN 54 THRU DEC 54		JAN 55 THRU JUN 55	
		TOTAL ENGINES ACCEPTED	TOTAL POUNDS THRUST OR HORSEPOWER	TOTAL ENGINES ACCEPTED	TOTAL POUNDS THRUST OR HORSEPOWER
<b>JET - TOTAL</b>	<u>2,687</u>	<u>6,054</u>	<u>44,654,995</u>	<u>5,320</u>	<u>42,763,555</u>
USAF	7,847	5,467	40,853,395	4,541	37,562,975
USAF FOR ARMY	-	-	-	-	-
USAF FOR MDAP	5,600	64	358,400	131	733,500
USAF FOR NAVY	6,670	523	3,443,200	648	4,327,380
<b>TURBO-PROP - TOTAL</b>	<u>5,417</u>	<u>102</u>	<u>595,770</u>	<u>101</u>	<u>502,980</u>
USAF	5,093	17	99,520	99	491,280
USAF FOR NAVY	5,650	65	497,250	2	11,700
<b>RECIPROCATING - TOTAL</b>	<u>2,549</u>	<u>2,321</u>	<u>6,242,501</u>	<u>2,157</u>	<u>5,171,775</u>
USAF	2,909	1,642	4,847,540	1,235	3,520,015
USAF FOR ARMY	1,137	51	39,885	223	271,700
USAF FOR MDAP	218	20	4,000	50	11,250
USAF FOR NAVY	2,163	608	1,350,675	649	1,368,810

Horsepower - take off.

Jet Pounds Thrust - engine wet or afterburner ratings.

SOURCE: Materiel Statistics Division, Directorate of Statistical Services, DCS/C.

**TABLE 66 - SUMMARY OF USAF AIRCRAFT ENGINE ACCEPTANCES BY TYPE, MODEL, AND RECIPIENT FISCAL YEAR 1955**

(This is a new table and does not appear in the previous fiscal year Statistical Digest.)

TYPE AND MODEL	TOTAL	USAF	USAF FOR ARMY	USAF FOR MDAP	USAF FOR NAVY
<b>TOTAL</b>	<u>16,055</u>	<u>13,001</u>	<u>274</u>	<u>255</u>	<u>2,515</u>
<b>Jet</b>	<u>11,374</u>	<u>10,008</u>	-	<u>195</u>	<u>1,171</u>
J33	1,018	288	-	195	535
J35	1,180	1,180	-	-	-
J47	3,690	3,690	-	-	-
J57	1,275	1,275	-	-	-
J65	3,418	2,815	-	-	603
J69	28	28	-	-	-
J71	205	175	-	-	33
J73	553	553	-	-	-
<b>Turbo-Prop</b>	<u>203</u>	<u>116</u>	-	-	<u>87</u>
T34	56	56	-	-	-
T40	87	-	-	-	87
T49	10	10	-	-	-
T56	50	50	-	-	-
<b>Reciprocating</b>	<u>4,478</u>	<u>2,877</u>	<u>274</u>	<u>70</u>	<u>1,257</u>
O335	50	-	40	-	-
O470	391	301	22	50	18
R1300	38	-	15	-	23
R1820	1,125	160	184	-	781
H2900	382	369	13	-	-
R3350	881	446	-	-	435
H4360	1,601	1,601	-	-	-

NOTE: Above data excludes experimental, remanufactured, and mock-up engine production. MDAP includes RCAF production.

SOURCE: Materiel Statistics Division, Directorate of Statistical Services, DCS/C.

TABLE 67 - USAF AIRCRAFT ENGINE ACCEPTANCES BY MANUFACTURER AND RECIPIENT  
 MODELS CURRENTLY IN PRODUCTION - FISCAL YEAR 1955

(This is a new table and does not appear in the previous FY SD.)

MANUFACTURER AND MODEL DESIGNATION	UTILIZATION	ACCEPTED PRIOR TO 1 JUL 54	ACCEPTANCES FOR FISCAL YEAR 1955												TOTAL ACCEPTED TO DATE		
			1954 Jul	Aug	Sep	Oct	Nov	Dec	1955 Jan	Feb	Mar	Apr	May	Jun		TOTAL	
			USAF (Excludes Experimental Models)														
<b>TOTAL</b>			<u>1,226</u>	<u>1,157</u>	<u>1,129</u>	<u>1,137</u>	<u>1,246</u>	<u>1,231</u>	<u>1,134</u>	<u>1,082</u>	<u>1,059</u>	<u>879</u>	<u>884</u>	<u>837</u>	<u>13,001</u>		
<b>Allison</b>			188	186	146	120	211	217	163	113	92	89	77	91	1,693		
J33-A-35	T-33A	4,572	43	41	-	40	35	35	10	-	-	10	-	-	214	4,786	
J33-A-37	TW-61A/C	399	10	10	10	10	10	10	14	-	-	-	-	-	74	473	
J35-A-35	F-89	939	120	120	120	54	150	156	120	100	80	60	50	50	1,180	2,119	
YT56-A-1	C-130A	-	-	-	-	-	-	-	4	2	4	6	12	16	44	44	
YT56-A-1	YC-130	23	3	2 (Complete)		-	-	-	-	-	-	-	-	-	5	28	
YT56-A-3	C-131C	8	-	1 (Complete)		-	-	-	-	-	-	-	-	-	1	9	
J71-A-9	B-66B, RB-66B/C	9	12	13	15	16	16	15	5	(Complete)		-	-	-	108	117	
J71-A-11	B-66B, RB-66B/C	-	-	-	-	-	-	-	6	8	13	15	25	67	67	67	
<b>Buick</b>			140	140	140	140	140	140	140	140	140	140	140	140	1,680		
J65-B-3	F/RF-84F	1,886	140	140	140	140	140	140	140	(Complete)		-	-	-	980	2,866	
J65-B-7	F/RF-84F	-	-	-	-	-	-	-	140	140	140	140	140	140	700	700	
<b>Chevrolet</b>			49	-	-	-	-	-	-	-	-	-	-	-	49	-	
R3350-B5/89	C-119F/G, YC-119H	546	49 (Complete)	-	-	-	-	-	-	-	-	-	-	-	49	595	
<b>Continental A&amp;E</b>			-	-	-	-	-	-	5	1	-	-	2	20	28		
YJ69-T-9	T-37A	-	-	-	-	-	-	-	-	-	-	1	5	6	6	6	
YJ69-T-17	YGAM/GAM-67	-	-	-	-	-	-	-	-	-	-	-	2	2	2	2	
J69-T-19	Q-2	-	-	-	-	-	-	-	5	1	-	-	1	13	20	20	
<b>Continental Motors</b>			25	25	25	25	25	25	25	25	25	25	25	26	301		
C470-13A	T-34A	208	25	25	25	25	25	25	25	25	25	25	25	26	301	509	
<b>Ford Motors</b>			130	103	6	10	14	20	33	34	49	49	64	2	514		
J57-F-1	B/RB-52A/B	3	2	5	6	10	13	20	24	24	34	34	25	(Complete)		197	200
J57-F-7	F-100A/C	-	-	-	-	-	1	-	3	1 (Complete)		-	-	5	5	5	
J57-F-29W	B-52B/C	-	-	-	-	-	-	-	-	-	-	-	9	2	11	11	
J57-F-39	F-100A/C	-	-	-	-	-	-	-	6	9	15	15	30	-	75	75	
R4360-63A	C-124C	1,663	128	98 (Complete)		-	-	-	-	-	-	-	-	-	226	1,889	
<b>G. E. Evendale</b>			335	337	320	325	340	353	265	265	271	207	191	168	3,377		
J47-GE-17/B/33	F-86D/K	3,092	100	100	75	75	75	75	75	75	75	40	45	45	855	3,947	
J47-GE-25	B/RB-47B/E	3,984	200	200	200	200	200	200	150	150	150	126	105	88	1,969	5,953	
J73-GE-3	F-86H	152	35	37	45	50	65	78	40	40	46	41	41	35	553	705	
<b>G. E., West Lynn</b>			80	80	80	80	80	43	62	52	7	-	-	-	564		
J47-GE-17/B/33	F-86D/K	325	30	30	30	30	30	13	10	(Complete)		-	-	-	173	498	
J47-GE-25/A	B/RB-47B/E	1,981	50	50	50	50	50	30	52	52	7 (Complete)		-	-	391	2,372	

TABLE 67 -- USAF AIRCRAFT ENGINE ACCEPTANCES BY MANUFACTURER AND RECIPIENT  
 MODELS CURRENTLY IN PRODUCTION - FISCAL YEAR 1955 (CONTINUED)

(This is a new table and does not appear in the previous FY SD.)

MANUFACTURER AND MODEL DESIGNATION	UTILIZATION	ACCEPTED PRIOR TO 1 JUL 54	ACCEPTANCES FOR FISCAL YEAR 1955													TOTAL ACCEPTED TO DATE
			1954 Jul	Aug	Sep	Oct	Nov	Dec	1955 Jan	Feb	Mar	Apr	May	Jun	TOTAL	
USAF (Excludes Experimental Models)																
<u>Lycoming</u> R1820-103 . . . . .	YH-21, H-21A/B/C	263	25	25	25	25	25	9	16	5	5	-	-	-	160	423
			25	25	25	25	25	9	16	5	5	-	-	-	160	
<u>Packard Motors</u> J47-PM-25 . . . . .	B/RB-47B/E . . . . .	2,735	25	25	25	25	25	25	25	25	25	25	25	15	290	3,025
			25	25	25	25	25	25	25	25	25	25	25	15	290	
<u>Pratt &amp; Whitney</u> T-34-P-3 . . . . .	C-133A . . . . .	-	157	155	227	259	263	272	255	275	277	222	207	222	2,791	25
YT34-P-5 . . . . .	YC-97J . . . . .	-	-	-	-	2	1	1	4	2	4	1	-	-	15	15
T34-P-6 . . . . .	YC-121F . . . . .	-	-	-	-	-	1	-	7	3	3	-	-	-	16	16
J57-P-1 . . . . .	B/RB-52A/B . . . . .	156	7	10	12	20	14	23 (Complete)	-	-	-	-	-	-	86	242
J57-P-7 . . . . .	F-100A/C . . . . .	65	22	18	33	52	38	1 (Complete)	-	-	-	-	-	-	164	229
J57-P-9 . . . . .	RB-52B . . . . .	-	-	-	-	-	-	1	1	4	1	3	5	3	18	18
J57-P-11 . . . . .	YF/F-102 . . . . .	14	6	4	4	5	4 (Complete)	-	-	-	-	-	-	-	23	37
XJ/YJ/J57-P-13 . . . . .	F/YRF/RP-101A . . . . .	6	2	3	6	7	9	8	-	12	10	12	14	14	97	103
J57-P-21 . . . . .	F-100C/D, F-107 . . . . .	-	-	-	-	-	-	-	-	-	5	43	36	44	128	128
J57-P-23 . . . . .	F/TF-102A/B . . . . .	-	-	-	-	-	-	-	-	-	-	-	1	10	11	11
J57-P-25 . . . . .	F-105A . . . . .	-	-	-	-	-	-	-	-	-	-	-	1	1	2	2
J57-P-29W . . . . .	B-52B/C . . . . .	-	-	-	-	-	-	-	1	18	36	30	29	30	144	144
J57-P-37 . . . . .	B-57D . . . . .	-	-	-	-	-	-	-	-	-	-	3	3	2	8	8
J57-P-39 . . . . .	F-100A/C . . . . .	-	-	-	-	18	52	76	73	60	2 (Complete)	-	-	-	281	281
J57-P-41 . . . . .	F-102 . . . . .	-	-	-	-	1	6	8	8	5	1 (Complete)	-	-	-	29	29
R2800-52W/WA . . . . .	C-118A, C-123B . . . . .	122	20	20	32	32	32	34	-	-	1	1	5	9	166	308
R2800-99W . . . . .	YC/C-123B, C-131A/ B, T-29C/D . . . . .	-	-	-	-	-	-	-	20	25	25	25	25	25	145	145
R2800-103 . . . . .	C-131D . . . . .	-	-	-	-	-	-	-	6	6	6	5	8	7	38	38
R4360-59/B . . . . .	KC-97E/F/G . . . . .	2,859	100	100	140	140	145	145	130	120	115	95	80	65	1,375	4,234
<u>Studebaker</u> J47-ST-25 . . . . .	B/RB-47B/E . . . . .	3,144 (Complete)	-	-	-	-	-	-	-	-	-	-	-	-	-	3,144
<u>Willys Motors, Inc</u> R1300-3 . . . . .	H-19B/D . . . . .	544 (Complete)	-	-	-	-	-	-	-	-	-	-	-	-	-	544
<u>Wright Aero</u> XR47-W-5 . . . . .	XSM/SM-64 . . . . .	-	72	81	135	128	123	127	145	147	168	122	153	153	1,554	12
YR49-W-1 . . . . .	YB-47C . . . . .	2	-	1	-	-	2	1	1	1	3	-	2	1	10	12
J65-W-3 . . . . .	F/RP-84F . . . . .	107	20	20	44	38	36	42 (Complete)	-	-	-	-	-	-	200	307
J65-W-5 . . . . .	B/RB-57A/B . . . . .	170	40	39	61	60	60	58	58	59	60	60	60	51	666	844
J65-W-7 . . . . .	F/RP-84F . . . . .	12	-	-	-	-	-	-	48	43	44	44	43	47	269	281
R1300-3 . . . . .	H-19B/D . . . . .	5 (Complete)	-	-	-	-	-	-	-	-	-	-	-	-	-	5
R1820-103 . . . . .	YH-21, H-21A/B/C . . . . .	57 (Complete)	-	-	-	-	-	-	-	-	-	-	-	-	-	57
R3350-34/91 . . . . .	C-121C, RC-121C/D, VC-121/B . . . . .	204	12	21	30	30	24	26	30	30	57	16	47	50	373	577
R3350-89 . . . . .	C-119F/G, YC-119H . . . . .	-	-	-	-	-	-	-	7	14	3 (Complete)	-	-	-	24	24



TABLE 67 - USAF AIRCRAFT ENGINE ACCEPTANCES BY MANUFACTURER AND RECIPIENT  
 MODELS CURRENTLY IN PRODUCTION - FISCAL YEAR 1955 (CONTINUED)

(This is a new table and does not appear in the previous FY SD.)

MANUFACTURER AND MODEL DESIGNATION	UTILIZATION	ACCEPTED PRIOR TO 1 JUL 54	ACCEPTANCES FOR FISCAL YEAR 1955													TOTAL ACCEPTED TO DATE
			1954 Jul	Aug	Sep	Oct	Nov	Dec	1955 Jan	Feb	Mar	Apr	May	Jun	TOTAL	
ARMY																
<u>TOTAL</u>			<u>22</u>	-	<u>1</u>	-	<u>12</u>	<u>16</u>	<u>21</u>	<u>29</u>	<u>38</u>	<u>35</u>	<u>46</u>	<u>54</u>	<u>274</u>	
<u>Aircooled Motors</u> 0335-0 . . . . .	H-23B . . . . .	-	-	-	-	<u>1</u>	<u>4</u>	<u>4</u>	<u>4</u>	<u>8</u>	<u>5</u>	<u>6</u>	<u>8</u>	<u>40</u>	40	
<u>Continental</u> 0470-11 . . . . .	L-19A . . . . .	3,933	<u>22</u>	-	-	-	-	-	-	-	-	-	-	-	<u>22</u>	3,955
<u>Lycoming</u> R1300-3 . . . . .	H-19B/D . . . . .	-	-	-	<u>1</u>	-	<u>11</u>	<u>12</u>	<u>17</u>	<u>25</u>	<u>30</u>	<u>30</u>	<u>35</u>	<u>38</u>	<u>199</u>	15
R1820-84 . . . . .	H-34A . . . . .	-	-	-	-	-	<u>11</u>	<u>12</u>	<u>17</u>	<u>25</u>	<u>30</u>	<u>30</u>	<u>30</u>	<u>28</u>	<u>184</u>	184
R1820-103 . . . . .	YH-21, H-21A/B/C . . . . .	53 (Complete)	-	-	1	-	-	-	-	-	-	-	-	-	-	53
<u>Pratt &amp; Whitney</u> R2800-50 . . . . .	H-37A . . . . .	-	-	-	-	-	-	-	-	-	-	-	<u>5</u>	<u>8</u>	<u>13</u>	13
MDAP																
<u>TOTAL</u>			-	<u>2</u>	<u>66</u>	<u>9</u>	<u>7</u>	-	<u>20</u>	<u>20</u>	<u>26</u>	<u>30</u>	<u>20</u>	<u>15</u>	<u>215</u>	
<u>Aircooled Motors</u> 0335-0 . . . . .	H-23B . . . . .	-	-	<u>4</u>	<u>9</u>	<u>7</u>	-	-	-	-	-	-	-	-	<u>20</u>	20
<u>Allison</u> 53-A-35 . . . . .	T-33A . . . . .	813	-	<u>2</u>	<u>62</u>	-	-	-	<u>20</u>	<u>20</u>	<u>26</u>	<u>30</u>	<u>20</u>	<u>15</u>	<u>195</u>	1,008
<u>Chevrolet</u> R3350-85/89 . . . . .	C-119F/G, YC-119H . . . . .	163 (Complete)	-	-	-	-	-	-	-	-	-	-	-	-	-	163
RCAP																
<u>TOTAL</u>			-	-	-	-	-	-	-	<u>10</u>	<u>10</u>	<u>10</u>	<u>10</u>	<u>10</u>	<u>50</u>	
<u>Continental</u> 0470-13A . . . . .	T-34A . . . . .	-	-	-	-	-	-	-	-	<u>10</u>	<u>10</u>	<u>10</u>	<u>10</u>	<u>10</u>	<u>50</u>	50

TABLE 67 - USAF AIRCRAFT ENGINE ACCEPTANCES BY MANUFACTURER AND RECIPIENT  
 MODELS CURRENTLY IN PRODUCTION - FISCAL YEAR 1955 (CONTINUED)

(This is a new table and does not appear in the previous FY SD.)

MANUFACTURER AND MODEL DESIGNATION	UTILIZATION	ACCEPTED PRIOR TO 1 JUL 54	ACCEPTANCES FOR FISCAL YEAR 1955												TOTAL ACCEPTED TO DATE	
			1954 Jul	Aug	Sep	Oct	Nov	Dec	1955 Jan	Feb	Mar	Apr	May	Jun		TOTAL
NAVI																
<u>TOTAL</u>			<u>239</u>	<u>221</u>	<u>163</u>	<u>186</u>	<u>196</u>	<u>211</u>	<u>253</u>	<u>200</u>	<u>186</u>	<u>237</u>	<u>206</u>	<u>217</u>	<u>2,515</u>	
Allison																
J33-A-16A . . . . .	F9F-4/7, 6350/6900	432	85 33	51 12	53 -	54 -	61 13	67 11 (Complete)	58 -	56 -	50 -	24 -	43 -	53 -	655 69	501
J33-A-18A . . . . .	SSM-N-8, KDU-1, 4600 . . . . .	6	6	12	15	1	-	14	17	20	20	20	20	20	165	171
J33-A-35/20 . . . . .	TO-2, TV-2, 4600/5600 . . . . .	551	27	27	8	30	35	35	35	35	24	-	20	25	301	852
YT/T40-A-10 . . . . .	R3Y-1/2 . . . . .	80	19	-	30	21	12	3	2 (Complete)	-	-	-	-	-	87	167
J71-A-2 . . . . .	F-3H-2N/M/P . . . . .	-	-	-	-	2	1	4	4	1	6	4	3	8	33	33
Continental Motors																
O470-2 . . . . .	OE-2 . . . . .	-	-	-	-	-	-	-	-	-	2	3	3	10	18	9
O470-4 . . . . .	T-34B/C . . . . .	-	-	-	-	-	-	-	-	-	2	3	2	2	9	9
Lycoming																
R1820-80 . . . . .	R4D-8 . . . . .	-	76	75	48	75	64	49	87	65	60	65	60	57	781	23
R1820-82 . . . . .	S2F-1/2, TF-1 . . . . .	729	35	35	35	34	26	25	27	35	35	30	30	30	377	1,106
R1820-84 . . . . .	HSS, HUS . . . . .	6	1	-	4	12	9	6	5	5	-	10	10	12	74	80
R1820-86 . . . . .	T-28B . . . . .	376	40	40	9	29	29	9	41	25	25	25	20	15	307	683
Willys Motors																
R1300-2/2A . . . . .	ZP2-N/1W . . . . .	27 (Complete)	-	3	-	2	-	2	2	-	-	14	-	-	23	27
R1300-4 . . . . .	Z52-G-1 . . . . .	-	-	3	-	2	-	2	2	-	-	14 (Complete)	-	-	23	23
Wright Aero																
J65-W-2/4 . . . . .	FJ-3, A-4D . . . . .	32	78 39	92 41	62 30	55 8	71 37	93 75	106 84	79 54	74 51	131 56	100 57	97 47	1,038 579	611
J65-W-6/7/14 . . . . .	F9F-9, UF (x) . . . . .	3	-	3	-	-	-	2	-	3	-	-	1	3	14	17
R3350-32W . . . . .	P2V-5/7, P5M-2 . . . . .	261	30	30	30	43	26	16	20	20	21	20	20	15	291	552
R3350-34 . . . . .	R7V-1, WV-2/3 . . . . .	311	9	18	2	4	6	-	2	2	2	55	22	22	144	455
J65-W-16 . . . . .	FJ3/4, A4D-1 . . . . .	-	-	-	-	-	-	-	-	-	-	-	-	10	10	10

SOURCE: Materiel Statistics Division, Directorate of Statistical Services, DCS/C.

TABLE 68 - INVENTORY AND STATUS OF USAF AIRCRAFT ENGINES IN CONTINENTAL U.S.  
SEMI-ANNUAL, FISCAL YEAR 1955

(For comparative purposes to the previous fiscal year table, see Table 51, SD FY 54.)

TYPE AND MODEL	31 DECEMBER 1954					30 JUNE 1955				
	Total	Total Installed	Spares			Total	Total Installed	Spares		
			Total	Service- able	Repar- able			Total	Service- able	Repar- able
<b>TOTAL</b>	<b>97,884</b>	<b>40,003</b>	<b>57,881</b>	<b>24,901</b>	<b>32,980</b>	<b>91,495</b>	<b>40,878</b>	<b>50,617</b>	<b>22,365</b>	<b>28,252</b>
<b>JETS - TOTAL</b>	<b>36,933</b>	<b>15,887</b>	<b>21,046</b>	<b>10,553</b>	<b>10,493</b>	<b>39,784</b>	<b>17,755</b>	<b>22,029</b>	<b>11,393</b>	<b>10,636</b>
I16 . . . . .	1	-	1	-	1	1	-	1	-	1
J30 . . . . .	-	-	-	-	-	2	-	2	1	1
J33 . . . . .	6,229	2,439	3,790	1,564	2,226	5,694	2,372	3,322	1,735	1,587
J34 . . . . .	5	4	1	-	1	5	4	1	-	1
J35 . . . . .	4,562	926	3,636	1,995	1,641	4,783	1,060	3,723	2,013	1,710
J47 . . . . .	22,144	10,767	11,377	5,318	6,059	23,316	11,517	11,799	5,850	5,949
J48 . . . . .	581	341	240	195	45	620	341	279	223	56
J57 . . . . .	424	120	304	224	80	1,100	376	724	617	107
J65 . . . . .	2,665	1,090	1,575	1,198	377	3,539	1,681	1,858	876	982
J69 . . . . .	6	6	-	-	-	8	6	2	-	2
J71 . . . . .	31	25	6	6	-	56	27	29	23	6
J73 . . . . .	262	154	108	51	57	627	348	279	51	228
LR11 . . . . .	-	-	-	-	-	1	1	-	-	-
T31 . . . . .	2	-	2	2	-	2	-	2	2	-
T34 . . . . .	4	4	-	-	-	14	12	2	1	1
T38 . . . . .	2	-	2	-	2	2	-	2	-	2
T40 . . . . .	2	2	-	-	-	1	-	-	-	-
T49 . . . . .	2	2	-	-	-	3	2	1	1	-
T51 . . . . .	4	3	1	-	1	3	3	-	-	-
T56 . . . . .	7	4	3	-	3	7	4	3	-	3
<b>RECIPROCATING - TOTAL</b>	<b>60,951</b>	<b>24,116</b>	<b>36,835</b>	<b>14,348</b>	<b>22,487</b>	<b>51,711</b>	<b>23,123</b>	<b>28,588</b>	<b>10,972</b>	<b>17,616</b>
O170 . . . . .	147	17	130	120	10	122	7	115	102	13
O190 . . . . .	213	55	158	13	145	199	32	167	26	141
O205 . . . . .	49	15	34	28	6	33	3	30	20	10
O290 . . . . .	288	165	123	54	69	259	162	97	80	17
O300 . . . . .	2	1	1	-	1	-	-	-	-	-
O335 . . . . .	410	165	245	150	95	194	127	67	52	15
O425 . . . . .	85	5	80	24	56	79	2	77	22	55
O435 . . . . .	297	34	263	116	147	322	17	305	145	160
O470 . . . . .	433	346	87	69	18	581	450	131	112	19
R755 . . . . .	3	-	3	3	-	5	-	5	5	-
R975 . . . . .	7	-	7	-	7	23	-	23	1	22
R985 . . . . .	4,177	2,382	1,795	752	1,043	3,310	1,914	1,396	449	947
R1300 . . . . .	1,953	944	1,009	672	337	1,853	978	875	319	556
R1340 . . . . .	3,282	2,052	1,230	435	795	3,049	2,050	999	280	719
R1820 . . . . .	2,205	956	1,249	631	618	1,792	941	851	436	415
R1830 . . . . .	4,250	1,363	2,887	1,189	1,698	3,675	1,281	2,394	1,076	1,318
R2000 . . . . .	2,928	1,103	1,825	775	1,050	2,644	1,080	1,564	541	1,023
R2600 . . . . .	3,677	1,898	1,779	609	1,170	3,498	1,912	1,586	520	1,066
R2800 . . . . .	9,247	1,968	7,279	2,182	5,097	7,160	2,245	4,915	1,113	3,802
R3350 . . . . .	10,579	3,397	7,182	1,989	5,193	9,465	3,073	6,392	1,559	4,833
R4360 . . . . .	12,934	7,060	5,874	4,185	1,689	12,609	6,719	5,890	3,747	2,143
V1650 . . . . .	3,785	190	3,595	352	3,243	839	130	709	367	342

SOURCE: Materiel Statistics Division, Directorate of Statistical Services, DCS/C.

TABLE 69 - INVENTORY AND STATUS OF USAF AIRCRAFT ENGINES IN OVERSEA AREAS  
SEMI-ANNUAL, FISCAL YEAR 1955

(For comparative purposes to the previous fiscal year table, see Table 52, SD FY 54.)

TYPE AND MODEL	31 DECEMBER 1954					30 JUNE 1955				
	Total	Total Installed	Spares			Total	Total Installed	Spares		
			Total	Service- able	Repair- able			Total	Service- able	Repair- able
<b>TOTAL</b>	<b>14,082</b>	<b>8,667</b>	<b>5,415</b>	<b>4,293</b>	<b>1,122</b>	<b>15,350</b>	<b>10,069</b>	<b>5,281</b>	<b>3,851</b>	<b>1,430</b>
<b>JET - TOTAL</b>	<b>5,601</b>	<b>3,458</b>	<b>2,143</b>	<b>1,628</b>	<b>515</b>	<b>6,784</b>	<b>4,601</b>	<b>2,183</b>	<b>1,622</b>	<b>561</b>
I16 . . . . .	-	-	-	-	-	-	-	-	-	-
J30 . . . . .	-	-	-	-	-	-	-	-	-	-
J33 . . . . .	824	505	319	224	95	930	618	312	214	98
J34 . . . . .	-	-	-	-	-	-	-	-	-	-
J35 . . . . .	1,493	808	685	502	183	1,258	669	589	463	126
J47 . . . . .	3,175	2,102	1,073	840	233	4,043	2,981	1,062	766	296
J48 . . . . .	-	-	-	-	-	-	-	-	-	-
J57 . . . . .	-	-	-	-	-	7	5	2	2	-
J65 . . . . .	109	43	66	62	4	546	328	218	177	41
J69 . . . . .	-	-	-	-	-	-	-	-	-	-
J71 . . . . .	-	-	-	-	-	-	-	-	-	-
J73 . . . . .	-	-	-	-	-	-	-	-	-	-
LR11. . . . .	-	-	-	-	-	-	-	-	-	-
T31 . . . . .	-	-	-	-	-	-	-	-	-	-
T34 . . . . .	-	-	-	-	-	-	-	-	-	-
T38 . . . . .	-	-	-	-	-	-	-	-	-	-
T40 . . . . .	-	-	-	-	-	-	-	-	-	-
T49 . . . . .	-	-	-	-	-	-	-	-	-	-
T51 . . . . .	-	-	-	-	-	-	-	-	-	-
T56 . . . . .	-	-	-	-	-	-	-	-	-	-
<b>RECIPROCATING - TOTAL</b>	<b>8,481</b>	<b>5,209</b>	<b>3,272</b>	<b>2,665</b>	<b>607</b>	<b>8,566</b>	<b>5,468</b>	<b>3,098</b>	<b>2,229</b>	<b>869</b>
0170. . . . .	8	-	8	7	1	-	-	-	-	-
0190. . . . .	4	1	3	3	-	2	-	2	2	-
0205. . . . .	1	-	1	1	-	40	40	-	-	-
0290. . . . .	4	-	4	4	-	-	-	-	-	-
0300. . . . .	-	-	-	-	-	-	-	-	-	-
0335. . . . .	68	-	68	22	46	73	-	73	7	66
0425. . . . .	1	-	1	-	1	-	-	-	-	-
0435. . . . .	118	29	89	80	9	36	10	26	25	1
0470. . . . .	157	8	149	50	99	181	8	173	41	132
R755. . . . .	2	-	2	2	-	3	-	3	3	-
R975. . . . .	-	-	-	-	-	-	-	-	-	-
R985. . . . .	380	190	190	176	14	350	173	177	144	33
R1300. . . . .	112	70	42	36	6	146	89	57	55	2
R1340. . . . .	314	205	109	86	23	307	220	87	73	14
R1820. . . . .	592	300	292	257	35	510	302	208	179	29
R1830. . . . .	1,601	1,083	518	413	105	1,772	1,104	668	462	206
R2000. . . . .	767	406	361	316	45	666	358	308	250	58
R2600. . . . .	29	13	16	5	11	4	2	2	2	-
R2800. . . . .	951	796	155	120	35	800	602	198	150	48
R3350. . . . .	1,481	949	532	446	86	1,330	951	379	270	109
R4360. . . . .	1,792	1,117	675	598	77	2,280	1,585	695	556	139
VI650 . . . . .	99	42	57	43	14	66	24	42	10	32

SOURCE: Materiel Statistics Division, Directorate of Statistical Services, DCS/C.

TABLE 70 - WORLD-WIDE INVENTORY AND STATUS OF USAF AIRCRAFT ENGINES  
FOR RECIPIENTS OTHER THAN USAF  
SEMI-ANNUAL, FISCAL YEAR 1955

(This is a new table and does not appear in the previous fiscal year Statistical Digest.)

TYPE AND MODEL	TOTAL	TOTAL INSTALLED	S P A R E S						
			TOTAL SPARES	CONTINENTAL U.S.			OVERSEAS		
				Total	Serv.	Rep.	Total	Serv.	Rep.
31 DECEMBER 1954									
GRAND TOTAL . . . . .	15,678	3,669	12,009	11,765	10,262	1,503	244	199	45
TOTAL JETS: . . . . .	9,027	1,359	7,668	7,557	6,826	661	111	107	4
TOTAL RECIPROCATING . . . . .	6,651	2,310	4,341	4,208	3,436	842	133	92	41
GOVERNMENT FURNISHED PROPERTY (GFP) - TOTAL . . . . .	6,576	-	6,576	6,576	5,867	709	-	-	-
Jets - Total . . . . .	5,215	-	5,215	5,215	4,727	488	-	-	-
J33 . . . . .	330	-	330	330	325	5	-	-	-
J34 . . . . .	10	-	10	10	8	2	-	-	-
J35 . . . . .	614	-	614	614	290	324	-	-	-
J44 . . . . .	3	-	3	3	3	-	-	-	-
J47 . . . . .	3,227	-	3,227	3,227	3,156	71	-	-	-
J48 . . . . .	-	-	-	-	-	-	-	-	-
J57 . . . . .	228	-	228	228	228	-	-	-	-
J65 . . . . .	547	-	547	547	500	47	-	-	-
J69 . . . . .	1	-	1	1	1	-	-	-	-
J71 . . . . .	108	-	108	108	90	18	-	-	-
J73 . . . . .	128	-	128	128	118	10	-	-	-
MK1 . . . . .	2	-	2	2	2	-	-	-	-
T34 . . . . .	5	-	5	5	-	5	-	-	-
T40 . . . . .	5	-	5	5	4	1	-	-	-
T49 . . . . .	-	-	-	-	-	-	-	-	-
T56 . . . . .	7	-	7	7	2	5	-	-	-
Reciprocating - Total . . . . .	1,361	-	1,361	1,361	1,140	221	-	-	-
O335 . . . . .	4	-	4	4	4	-	-	-	-
O425 . . . . .	3	-	3	3	3	-	-	-	-
O435 . . . . .	-	-	-	-	-	-	-	-	-
O470 . . . . .	32	-	32	32	32	-	-	-	-
R755 . . . . .	6	-	6	6	6	-	-	-	-
R975 . . . . .	4	-	4	4	4	-	-	-	-
R985 . . . . .	32	-	32	32	32	-	-	-	-
R1300 . . . . .	41	-	41	41	35	6	-	-	-
R1340 . . . . .	11	-	11	11	10	1	-	-	-
R1820 . . . . .	44	-	44	44	43	1	-	-	-
R1830 . . . . .	37	-	37	37	26	11	-	-	-
R2000 . . . . .	12	-	12	12	10	2	-	-	-
R2600 . . . . .	209	-	209	209	53	156	-	-	-
R2800 . . . . .	255	-	255	255	251	4	-	-	-
R3350 . . . . .	244	-	244	244	240	4	-	-	-
R4360 . . . . .	425	-	425	425	389	36	-	-	-
V1650 . . . . .	-	-	-	-	-	-	-	-	-
V1710 . . . . .	2	-	2	2	2	-	-	-	-
AIR NATIONAL GUARD - TOTAL . . . . .	2,884	2,340	544	528	453	75	16	14	2
Jets - Total . . . . .	1,323	1,086	237	230	189	41	7	6	1
J33 . . . . .	662	541	121	117	102	15	4	4	-
J35 . . . . .	253	228	25	25	22	3	-	-	-
J47 . . . . .	340	256	84	81	58	23	3	2	1
J65 . . . . .	68	61	7	7	7	-	-	-	-
Reciprocating - Total . . . . .	1,561	1,254	307	298	264	34	9	8	1
O190 . . . . .	3	2	1	-	-	-	1	1	-
R985 . . . . .	103	100	3	2	2	-	1	1	-
R1340 . . . . .	341	244	97	95	86	9	2	2	-
R1830 . . . . .	223	152	71	68	62	6	3	3	-
R2600 . . . . .	73	58	15	15	14	1	-	-	-
R2800 . . . . .	292	254	38	36	34	2	2	1	1
V1650 . . . . .	526	444	82	82	66	16	-	-	-



TABLE 70 - WORLD-WIDE INVENTORY AND STATUS OF USAF AIRCRAFT ENGINES  
FOR RECIPIENTS OTHER THAN USAF  
SEMI-ANNUAL, FISCAL YEAR 1955 (CONTINUED)

(This is a new table and does not appear in the previous fiscal year Statistical Digest.)

TYPE AND MODEL	TOTAL	TOTAL INSTALLED	S P A R E S						
			TOTAL SPARES	CONTINENTAL U.S.			OVERSEAS		
				Total	Serv.	Rep.	Total	Serv.	Rep.
31 DECEMBER 1954 (Cont'd)									
<u>Air Force Reserve (Cont'd)</u>									
<u>Reciprocating - Total</u> . . . . .	698	607	91	91	75	16	-	-	
0170. . . . .	3	-	3	3	3	-	-	-	
0190. . . . .	3	2	1	1	-	1	-	-	
0205. . . . .	2	-	2	2	2	-	-	-	
0435. . . . .	2	-	2	2	1	1	-	-	
R985. . . . .	131	124	7	7	7	-	-	-	
R1300. . . . .	66	53	13	13	9	4	-	-	
R1340. . . . .	22	16	6	6	4	2	-	-	
R1830. . . . .	1	-	1	1	1	-	-	-	
R2800. . . . .	391	346	45	45	37	8	-	-	
R4360. . . . .	63	62	1	1	1	-	-	-	
V1650. . . . .	14	4	10	10	10	-	-	-	
<u>CIVIL AIR PATROL - TOTAL</u> . . . . .	449	449	-	-	-	-	-	-	
<u>Reciprocating - Total</u> . . . . .	449	449	-	-	-	-	-	-	
0170. . . . .	86	86	-	-	-	-	-	-	
0190. . . . .	254	254	-	-	-	-	-	-	
0205. . . . .	-	-	-	-	-	-	-	-	
0250. . . . .	41	41	-	-	-	-	-	-	
0405. . . . .	3	3	-	-	-	-	-	-	
0435. . . . .	64	64	-	-	-	-	-	-	
0470. . . . .	1	1	-	-	-	-	-	-	
<u>SPECIAL PURPOSE - ENGINEERING- TOTAL</u> . . . . .	223	-	223	223	91	132	-	-	
<u>Jets - Total</u> . . . . .	115	-	115	115	29	86	-	-	
J33. . . . .	15	-	15	15	8	7	-	-	
J35. . . . .	17	-	17	17	2	15	-	-	
J47. . . . .	17	-	17	17	3	14	-	-	
J48. . . . .	4	-	4	4	-	4	-	-	
J57. . . . .	23	-	23	23	4	19	-	-	
J65. . . . .	18	-	18	18	10	8	-	-	
J71. . . . .	6	-	6	6	-	6	-	-	
J73. . . . .	6	-	6	6	-	6	-	-	
T34. . . . .	5	-	5	5	1	4	-	-	
T40. . . . .	1	-	1	1	1	-	-	-	
T49. . . . .	-	-	-	-	-	-	-	-	
T56. . . . .	3	-	3	3	-	3	-	-	
<u>Reciprocating - Total</u> . . . . .	108	-	108	108	62	46	-	-	
0435. . . . .	2	-	2	2	1	1	-	-	
0470. . . . .	41	-	41	41	38	3	-	-	
R975. . . . .	1	-	1	1	-	1	-	-	
R985. . . . .	12	-	12	12	4	8	-	-	
R1300. . . . .	4	-	4	4	-	4	-	-	
R1820. . . . .	2	-	2	2	-	2	-	-	
R1830. . . . .	1	-	1	1	-	1	-	-	
R2000. . . . .	11	-	11	11	11	-	-	-	
R2800. . . . .	5	-	5	5	2	3	-	-	
R3350. . . . .	6	-	6	6	2	4	-	-	
R4360. . . . .	21	-	21	21	3	18	-	-	
V1650. . . . .	2	-	2	2	1	1	-	-	
<u>SPECIAL PURPOSE - NON-FLYING TRAINING - TOTAL</u> . . . . .	38	-	38	38	22	16	-	-	
<u>Jets - Total</u> . . . . .	24	-	24	24	17	7	-	-	
J31. . . . .	1	-	1	1	-	1	-	-	
J33. . . . .	7	-	7	7	7	-	-	-	
J35. . . . .	7	-	7	7	5	2	-	-	

TABLE 70 - WORLD-WIDE INVENTORY AND STATUS OF USAF AIRCRAFT ENGINES  
FOR RECIPIENTS OTHER THAN USAF  
SEMI-ANNUAL, FISCAL YEAR 1955 (CONTINUED)

(This is a new table and does not appear in the previous fiscal year Statistical Digest.)

TYPE AND MODEL	TOTAL	TOTAL INSTALLED	S P A R E S						
			TOTAL SPARES	CONTINENTAL U.S.			OVERSEAS		
				Total	Serv.	Rep.	Total	Serv.	Rep.
31 DECEMBER 1954 (Cont'd)									
<u>Special Purpose - Non-Flying Training (Cont'd)</u>									
<u>Jets (Cont'd)</u>									
J47 . . . . .	8	-	8	8	5	3	-	-	-
J57 . . . . .	-	-	-	-	-	-	-	-	-
J65 . . . . .	1	-	1	1	-	1	-	-	-
T34 . . . . .	-	-	-	-	-	-	-	-	-
<u>Reciprocating - Total . . . . .</u>	<u>14</u>	<u>-</u>	<u>14</u>	<u>14</u>	<u>5</u>	<u>2</u>	<u>-</u>	<u>-</u>	<u>-</u>
O170 . . . . .	1	-	1	1	-	1	-	-	-
R1830 . . . . .	3	-	3	3	-	3	-	-	-
R2000 . . . . .	6	-	6	6	1	5	-	-	-
R2600 . . . . .	1	-	1	1	1	-	-	-	-
R2800 . . . . .	1	-	1	1	1	-	-	-	-
R4360 . . . . .	2	-	2	2	2	-	-	-	-
30 JUNE 1955									
<u>GRAND TOTAL . . . . .</u>	<u>15,317</u>	<u>3,825</u>	<u>11,492</u>	<u>11,330</u>	<u>9,101</u>	<u>2,229</u>	<u>162</u>	<u>148</u>	<u>14</u>
<u>TOTAL JETS . . . . .</u>	<u>8,413</u>	<u>1,636</u>	<u>6,777</u>	<u>6,690</u>	<u>6,029</u>	<u>661</u>	<u>87</u>	<u>77</u>	<u>10</u>
<u>TOTAL RECIPROCATING . . . . .</u>	<u>6,904</u>	<u>2,189</u>	<u>4,715</u>	<u>4,640</u>	<u>3,072</u>	<u>1,568</u>	<u>75</u>	<u>71</u>	<u>4</u>
<u>GOVERNMENT FURNISHED PROPERTY (GFP) - TOTAL . . . . .</u>									
<u>Jets - Total . . . . .</u>	<u>4,217</u>	<u>-</u>	<u>4,217</u>	<u>4,217</u>	<u>3,788</u>	<u>429</u>	<u>-</u>	<u>-</u>	<u>-</u>
J33 . . . . .	365	-	365	365	363	2	-	-	-
J34 . . . . .	-	-	-	-	-	-	-	-	-
J35 . . . . .	531	-	531	531	355	176	-	-	-
J44 . . . . .	-	-	-	-	-	-	-	-	-
J47 . . . . .	2,321	-	2,321	2,321	2,151	170	-	-	-
J48 . . . . .	-	-	-	-	-	-	-	-	-
J57 . . . . .	404	-	404	404	399	5	-	-	-
J65 . . . . .	346	-	346	346	328	18	-	-	-
J69 . . . . .	2	-	2	2	2	-	-	-	-
J71 . . . . .	150	-	150	150	115	35	-	-	-
J73 . . . . .	29	-	29	29	25	4	-	-	-
MK1 . . . . .	2	-	2	2	2	-	-	-	-
T34 . . . . .	16	-	16	16	14	2	-	-	-
T40 . . . . .	-	-	-	-	-	-	-	-	-
T49 . . . . .	-	-	-	-	-	-	-	-	-
T56 . . . . .	51	-	51	51	34	17	-	-	-
<u>Reciprocating - Total . . . . .</u>	<u>1,659</u>	<u>-</u>	<u>1,659</u>	<u>1,659</u>	<u>1,340</u>	<u>319</u>	<u>-</u>	<u>-</u>	<u>-</u>
O335 . . . . .	6	-	6	6	6	-	-	-	-
O425 . . . . .	2	-	2	2	2	-	-	-	-
O435 . . . . .	-	-	-	-	-	-	-	-	-
O470 . . . . .	52	-	52	52	50	2	-	-	-
R755 . . . . .	-	-	-	-	-	-	-	-	-
R975 . . . . .	4	-	4	4	3	1	-	-	-
R985 . . . . .	4	-	4	4	4	-	-	-	-
R1300 . . . . .	20	-	20	20	12	8	-	-	-
R1340 . . . . .	4	-	4	4	3	1	-	-	-
R1820 . . . . .	105	-	105	105	105	-	-	-	-
R1830 . . . . .	19	-	19	19	17	2	-	-	-
R2000 . . . . .	101	-	101	101	87	14	-	-	-
R2600 . . . . .	321	-	321	321	82	239	-	-	-
R2800 . . . . .	233	-	233	233	214	19	-	-	-



TABLE 70 - WORLD-WIDE INVENTORY AND STATUS OF USAF AIRCRAFT ENGINES  
FOR RECIPIENTS OTHER THAN USAF  
SEMI-ANNUAL, FISCAL YEAR 1955 (CONTINUED)

(This is a new table and does not appear in the previous fiscal year Statistical Digest.)

TYPE AND MODEL	TOTAL	TOTAL INSTALLED	S P A R E S						
			TOTAL SPARES	CONTINENTAL U.S.			OVERSEAS		
				Total	Serv.	Rep.	Total	Serv.	Rep.
30 JUNE 1955 (Cont'd)									
<u>Government Furnished Property</u> (GFP) (Cont'd)									
<u>Reciprocating</u> (Cont'd)									
R4350 . . . . .	141	-	141	141	138	3	-	-	-
R4460 . . . . .	647	-	647	647	617	30	-	-	-
V1650 . . . . .	-	-	-	-	-	-	-	-	-
V1710 . . . . .	-	-	-	-	-	-	-	-	-
<u>AIR NATIONAL GUARD - TOTAL</u> . . . . .	<u>3,045</u>	<u>2,423</u>	<u>622</u>	<u>599</u>	<u>475</u>	<u>124</u>	<u>23</u>	<u>16</u>	<u>7</u>
<u>Jets - Total</u> . . . . .									
J43 . . . . .	824	657	167	166	128	38	1	1	-
J35 . . . . .	335	286	49	49	30	19	-	-	-
J47 . . . . .	359	256	103	89	63	26	14	8	6
J65 . . . . .	162	133	29	29	20	9	-	-	-
<u>Reciprocating - Total</u> . . . . .	<u>1,365</u>	<u>1,091</u>	<u>274</u>	<u>266</u>	<u>234</u>	<u>32</u>	<u>8</u>	<u>7</u>	<u>1</u>
O190 . . . . .	3	2	1	-	-	-	1	1	-
R985 . . . . .	105	98	7	6	6	-	1	1	-
R1340 . . . . .	258	173	85	82	79	3	3	2	1
R1830 . . . . .	242	168	74	71	62	9	3	3	-
R2600 . . . . .	73	60	13	13	12	1	-	-	-
R2800 . . . . .	319	293	26	26	19	7	-	-	-
V1650 . . . . .	365	297	68	68	56	12	-	-	-
<u>DEPARTMENT OF THE ARMY</u> (carmarked) - <u>TOTAL</u> . . . . .									
	<u>1,897</u>	-	<u>1,897</u>	<u>1,848</u>	<u>773</u>	<u>1,075</u>	<u>49</u>	<u>46</u>	<u>3</u>
<u>Reciprocating - Total</u> . . . . .									
	<u>1,897</u>	-	<u>1,897</u>	<u>1,848</u>	<u>773</u>	<u>1,075</u>	<u>49</u>	<u>46</u>	<u>3</u>
O335 . . . . .	625	-	625	615	182	433	10	10	-
O435 . . . . .	42	-	42	36	31	5	6	6	-
O470 . . . . .	1,017	-	1,017	992	376	616	25	22	3
R755 . . . . .	38	-	38	38	38	-	-	-	-
R975 . . . . .	20	-	20	20	12	8	-	-	-
R985 . . . . .	14	-	14	8	-	8	6	6	-
R1300 . . . . .	15	-	15	15	15	-	-	-	-
R1340 . . . . .	45	-	45	45	42	3	-	-	-
R1820 . . . . .	81	-	81	79	77	2	2	2	-
<u>SPECIAL PURPOSE - FLYAWAY</u> KITS - <u>TOTAL</u> . . . . .									
	<u>1,576</u>	-	<u>1,576</u>	<u>1,576</u>	<u>1,477</u>	<u>99</u>	-	-	-
<u>Jets - Total</u> . . . . .									
J33 . . . . .	23	-	23	23	8	15	-	-	-
J35 . . . . .	19	-	19	19	15	4	-	-	-
J47 . . . . .	797	-	797	797	785	12	-	-	-
J48 . . . . .	5	-	5	5	3	2	-	-	-
J57 . . . . .	8	-	8	8	5	3	-	-	-
J65 . . . . .	118	-	118	118	113	5	-	-	-
J71 . . . . .	1	-	1	1	1	-	-	-	-
J73 . . . . .	6	-	6	6	3	3	-	-	-
<u>Reciprocating - Total</u> . . . . .	<u>599</u>	-	<u>599</u>	<u>599</u>	<u>544</u>	<u>55</u>	-	-	-
P985 . . . . .	12	-	12	12	9	3	-	-	-
R1300 . . . . .	1	-	1	1	-	1	-	-	-
R1340 . . . . .	-	-	-	-	-	-	-	-	-
R1620 . . . . .	10	-	10	10	7	3	-	-	-
R1830 . . . . .	41	-	41	41	35	6	-	-	-
R2000 . . . . .	16	-	16	16	15	1	-	-	-
R2600 . . . . .	16	-	16	16	13	3	-	-	-

TABLE 70 - WORLD-WIDE INVENTORY AND STATUS OF USAF AIRCRAFT ENGINES  
FOR RECIPIENTS OTHER THAN USAF  
SEMI-ANNUAL, FISCAL YEAR 1955 (CONTINUED)

(This is a new table and does not appear in the previous fiscal year Statistical Digest.)


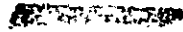
TYPE AND MODEL	TOTAL	TOTAL INSTALLED	S P A R E S						
			TOTAL SPARES	CONTINENTAL U.S.			OVERSEAS		
				Total	Serv.	Rep.	Total	Serv.	Rep.
30 JUNE 1955 (Cont'd)									
<u>Reciprocating (Cont'd)</u>									
R2800 . . . . .	9	-	9	9	8	1	-	-	
R3350 . . . . .	87	-	87	87	83	4	-	-	
R4460 . . . . .	407	-	407	407	374	33	-	-	
<u>MDAP (earmarked) - TOTAL . . .</u>	<u>1,157</u>	-	<u>1,157</u>	<u>1,067</u>	<u>1,066</u>	<u>1</u>	<u>90</u>	<u>86</u>	
<u>Jets - Total . . . . .</u>	<u>1,055</u>	-	<u>1,055</u>	<u>983</u>	<u>982</u>	<u>1</u>	<u>72</u>	<u>68</u>	
J33 . . . . .	51	-	51	51	51	-	-	-	
J35 . . . . .	971	-	971	932	931	1	39	39	
J65 . . . . .	33	-	33	-	-	-	33	29	
<u>Reciprocating - Total . . . . .</u>	<u>102</u>	-	<u>102</u>	<u>84</u>	<u>84</u>	-	<u>18</u>	<u>18</u>	
O335 . . . . .	20	-	20	20	20	-	-	-	
O435 . . . . .	3	-	3	3	3	-	-	-	
R985 . . . . .	2	-	2	-	-	-	2	2	
R1300 . . . . .	1	-	1	1	1	-	-	-	
R1340 . . . . .	-	-	-	-	-	-	-	-	
R1820 . . . . .	20	-	20	10	10	-	10	10	
R1830 . . . . .	32	-	32	26	26	-	6	6	
R2800 . . . . .	2	-	2	2	2	-	-	-	
R3350 . . . . .	22	-	22	22	22	-	-	-	
<u>AIR FORCE RESERVE - TOTAL . . .</u>	<u>1,070</u>	<u>974</u>	<u>96</u>	<u>96</u>	<u>77</u>	<u>19</u>	-	-	
<u>Jets - Total . . . . .</u>	<u>326</u>	<u>204</u>	<u>22</u>	<u>22</u>	<u>17</u>	<u>5</u>	-	-	
J33 . . . . .	306	285	21	21	16	5	-	-	
J35 . . . . .	19	18	1	1	1	-	-	-	
J47 . . . . .	1	1	-	-	-	-	-	-	
<u>Reciprocating - Total . . . . .</u>	<u>744</u>	<u>670</u>	<u>74</u>	<u>74</u>	<u>60</u>	<u>14</u>	-	-	
O170 . . . . .	1	-	1	1	1	-	-	-	
O190 . . . . .	2	1	1	1	-	1	-	-	
O205 . . . . .	1	-	1	1	1	-	-	-	
O435 . . . . .	2	1	1	1	1	-	-	-	
R985 . . . . .	141	134	7	7	7	-	-	-	
R1300 . . . . .	70	61	9	9	4	5	-	-	
R1340 . . . . .	5	4	1	1	1	-	-	-	
R1830 . . . . .	58	50	8	8	6	2	-	-	
R2800 . . . . .	411	368	43	43	38	5	-	-	
R4360 . . . . .	52	51	1	1	-	1	-	-	
V1650 . . . . .	1	-	1	1	1	-	-	-	
<u>CIVIL AIR PATROL - TOTAL . . .</u>	<u>428</u>	<u>428</u>	-	-	-	-	-	-	
<u>Reciprocating - Total . . . . .</u>	<u>428</u>	<u>428</u>	-	-	-	-	-	-	
O170 . . . . .	85	85	-	-	-	-	-	-	
O190 . . . . .	231	231	-	-	-	-	-	-	
O205 . . . . .	47	47	-	-	-	-	-	-	
O250 . . . . .	-	-	-	-	-	-	-	-	
O405 . . . . .	-	-	-	-	-	-	-	-	
O435 . . . . .	64	64	-	-	-	-	-	-	
O470 . . . . .	1	1	-	-	-	-	-	-	
<u>SPECIAL PURPOSE - ENGINEERING-</u> <u>TOTAL . . . . .</u>	<u>237</u>	-	<u>237</u>	<u>237</u>	<u>96</u>	<u>141</u>	-	-	
<u>Jets - Total . . . . .</u>	<u>146</u>	-	<u>146</u>	<u>146</u>	<u>60</u>	<u>86</u>	-	-	
J33 . . . . .	11	-	11	11	7	4	-	-	
J35 . . . . .	14	-	14	14	-	14	-	-	
J47 . . . . .	54	-	54	54	37	17	-	-	
J48 . . . . .	3	-	3	3	-	3	-	-	

TABLE 70 - WORLD-WIDE INVENTORY AND STATUS OF USAF AIRCRAFT ENGINES  
FOR RECIPIENTS OTHER THAN USAF  
SEMI-ANNUAL, FISCAL YEAR 1955 (CONTINUED)

(This is a new table and does not appear in the previous fiscal year Statistical Digest.)

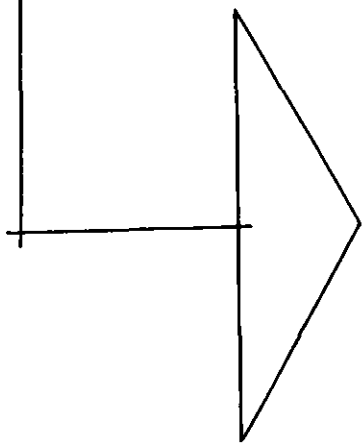
TYPE AND MODEL	TOTAL	TOTAL INSTALLED	S P A R E S						
			TOTAL SPARES	CONTINENTAL U.S.			OVERSEAS		
				Total	Serv.	Rep.	Total	Serv.	Rep.
30 JUNE 1955 (Cont'd)									
<u>Special Purpose - Engineering</u> (Cont'd)									
<u>Jets (Cont'd)</u>									
J57 . . . . .	35	-	35	35	7	28	-	-	
J65 . . . . .	19	-	19	19	7	12	-	-	
J71 . . . . .	1	-	1	1	-	1	-	-	
J73 . . . . .	3	-	3	3	-	3	-	-	
T34 . . . . .	-	-	-	-	-	-	-	-	
T40 . . . . .	1	-	1	1	1	-	-	-	
T49 . . . . .	4	-	4	4	1	3	-	-	
T56 . . . . .	1	-	1	1	-	1	-	-	
<u>Reciprocating - Total . . .</u>	<u>91</u>	-	<u>91</u>	<u>91</u>	<u>36</u>	<u>55</u>	-	-	
O435 . . . . .	2	-	2	2	1	1	-	-	
O470 . . . . .	1	-	1	1	-	1	-	-	
R975 . . . . .	1	-	1	1	-	1	-	-	
R985 . . . . .	9	-	9	9	4	5	-	-	
R1300 . . . . .	3	-	3	3	-	3	-	-	
R1820 . . . . .	9	-	9	9	-	9	-	-	
R1830 . . . . .	-	-	-	-	-	-	-	-	
R2000 . . . . .	22	-	22	22	21	1	-	-	
R2800 . . . . .	5	-	5	5	1	4	-	-	
R3350 . . . . .	11	-	11	11	2	9	-	-	
R4360 . . . . .	21	-	21	21	1	20	-	-	
V1650 . . . . .	7	-	7	7	6	1	-	-	
<u>SPECIAL PURPOSE - NON-FLYING</u> <u>TRAINING - TOTAL . . . . .</u>	<u>31</u>	-	<u>31</u>	<u>31</u>	<u>9</u>	<u>22</u>	-	-	
<u>Jets - Total . . . . .</u>	<u>12</u>	-	<u>12</u>	<u>12</u>	<u>8</u>	<u>4</u>	-	-	
J31 . . . . .	1	-	1	1	-	1	-	-	
J33 . . . . .	2	-	2	2	-	-	-	-	
J35 . . . . .	2	-	2	2	1	1	-	-	
J47 . . . . .	2	-	2	2	1	1	-	-	
J57 . . . . .	2	-	2	2	2	-	-	-	
J65 . . . . .	1	-	1	1	-	1	-	-	
T34 . . . . .	2	-	2	2	2	-	-	-	
<u>Reciprocating - Total . . .</u>	<u>19</u>	-	<u>19</u>	<u>19</u>	<u>1</u>	<u>18</u>	-	-	
O170 . . . . .	-	-	-	-	-	-	-	-	
R1830 . . . . .	2	-	2	2	-	2	-	-	
R2000 . . . . .	16	-	16	16	-	16	-	-	
R2600 . . . . .	-	-	-	-	-	-	-	-	
R2800 . . . . .	1	-	1	1	1	-	-	-	
R4360 . . . . .	-	-	-	-	-	-	-	-	

SOURCE: Materiel Statistics Division, Directorate of Statistical Services, DCS/C.





Aviation  
Fuel and Oil



**PART**

**VI**



## AVIATION FUEL AND OIL

The information contained in this section summarizes USAF aviation fuel and oil, world-wide, for Fiscal Year 1955.

The data shown in the following tables include fuel and oil inventories, issues and receipts.

DEFINITIONS: The following definitions apply to the terms herein:

AVIATION FUEL - applies to aviation gasoline and jet fuel. Aviation gasoline is graded by octane rating in order - 115/145, 100/130, 91/96 and 80. Jet fuel includes JP-4 and JP-5 type.

AVIATION OIL - a term which applies to aircraft engine lubricating oil, graded thus - 1120, 1100, 1080, 1065 and jet oil - 1015, 1010, 1005, and special Jet 7808. It does not include reused product.

INVENTORY - Product on hand at base, terminal and in transit.

IN TRANSIT - Product on way to destination. Applies to both overseas and zone of interior.

ISSUES - Includes fuel consumption for flying purposes, fuel utilized for other than direct flight operations; i.e., crash boats, engine block testing, and modification centers. "Issues" is broken down into four "Sales" - charge sales (issues to users of USAF, USAF Reserve and Air National Guard Aircraft, and other than aircraft), reimbursable sales to other than USAF Aircraft, issues for cash, and exchange account (Canadian AF or Canadian Navy).

RECEIPTS - The increase in inventory caused by receipt of incoming shipment of product.

TABLE 71 - INVENTORY OF USAF AVIATION FUEL  
FISCAL YEARS 1953, 1954 AND 1955

LOCATION	BARRELS OF 42 U. S. GALLONS								
	FISCAL YEAR 1955			FISCAL YEAR 1954			FISCAL YEAR 1953		
	Total	Jet	Avgas	Total	Jet	Avgas	Total	Jet	Avgas
<u>WORLD-WIDE - TOTAL</u>	<u>33,183,515</u>	<u>17,308,140</u>	<u>15,875,375</u>	<u>27,224,314</u>	<u>11,657,722</u>	<u>15,566,592</u>	<u>21,696,842</u>	<u>8,245,293</u>	<u>13,451,549</u>
Zone of Interior . . . . .	17,635,069	9,449,968	8,185,101	13,518,987	5,746,540	7,772,447	10,196,418	4,729,066	5,467,352
Base . . . . .	4,357,260	2,653,816	1,713,444	3,752,422	2,167,453	1,584,969	2,205,817	1,188,675	1,017,142
Terminal . . . . .	12,436,148	6,194,129	6,242,019	9,130,230	3,177,908	5,952,322	7,550,632	3,264,437	4,286,195
In Transit . . . . .	831,661	602,023	229,638	636,335	401,179	235,156	439,969	275,954	164,015
Oversens. . . . .	<u>15,548,446</u>	<u>7,858,172</u>	<u>7,690,274</u>	<u>13,705,327</u>	<u>5,911,182</u>	<u>7,794,145</u>	<u>11,500,424</u>	<u>3,516,227</u>	<u>7,984,197</u>
Base . . . . .	6,597,431	3,614,672	2,982,759	5,447,355	2,105,829	3,341,526	4,419,564	1,247,138	3,172,456
Terminal . . . . .	7,631,591	4,322,993	3,608,598	7,393,972	3,359,353	4,034,619	6,645,830	2,120,083	4,525,741
In Transit . . . . .	1,319,424	220,507	1,098,917	864,000	446,000	418,000	435,000	149,000	286,600

SOURCE: Materiel Statistics Division, Directorate of Statistical Services, DCS/C.

TABLE 72 - BASE ISSUES OF USAF OWNED AVIATION FUEL  
FISCAL YEARS 1953, 1954 AND 1955

ISSUED TO	BARRELS OF 42 U. S. GALLONS								
	FISCAL YEAR 1955			FISCAL YEAR 1954			FISCAL YEAR 1953		
	Total	Jet	Avgas	Total	Jet	Avgas	Total	Jet	Avgas
<u>WORLD-WIDE - TOTAL</u> . .	<u>84,779,878</u>	<u>50,733,666</u>	<u>34,046,212</u>	<u>64,714,783</u>	<u>35,476,689</u>	<u>29,243,094</u>	<u>50,379,060</u>	<u>20,382,226</u>	<u>29,996,834</u>
Aircraft of USAF Commands .	72,682,679	45,371,772	27,310,907	57,876,188	33,171,328	24,704,860	42,289,943	18,525,157	23,764,786
Reserve Components. . . . .	2,303,027	1,775,355	527,662	735,194	392,799	342,395	229,974	8,928	221,046
Other Than USAF (Into Plane)	2,353,149	436,413	1,916,736	2,324,980	364,690	1,960,290	1,937,251	288,170	1,649,081
Other Than Aircraft									
(Non-flying). . . . .	2,338,984	1,739,036	599,898	788,445	392,750	395,695	1,040,663	490,938	549,725
Cash Issues . . . . .	13,444	244	13,200	19,759	466	19,293	6,451 <sup>a/</sup>	60	6,391
Other Than USAF (Bulk and/or Reimbursables). . . . .	5,088,595	1,410,786	3,677,809	2,975,217	1,154,656	1,820,561	4,874,778	1,068,973	3,805,805

a/ Cash issues reporting effective September 1952.

SOURCE: Materiel Statistics Division, Directorate of Statistical Services, DCS/C.



TABLE 73 - AVIATION FUEL RECEIPTS FROM INDUSTRY  
FISCAL YEAR 1955

TYPE	BARRELS OF 42 U. S. GALLONS					
	TOTAL	JET FUEL	AVGAS			
			TOTAL	115/145	100/130	91/96-80
<b>GRAND TOTAL</b> . . . . .	<u>90,437,985</u>	<u>56,578,240</u>	<u>33,859,745</u>	<u>23,140,239</u>	<u>9,146,095</u>	<u>1,564,411</u>
Bulk . . . . .	81,827,596	55,534,481	26,353,115	17,127,453	7,795,507	1,430,155
Contractor-Owned Into-Plane Issues . . . . .	2,680,677	476,952	2,203,725	1,039,788	1,054,945	108,992
Purchases From Other than USAF . . . . .	5,869,712	566,807	5,302,905	4,981,998	295,643	25,264

SOURCE: Materiel Statistics Division, Directorate of Statistical Services, DCS/C.

TABLE 74 - WORLD-WIDE USAF AVIATION FUEL INVENTORY, BY AREA  
SEMI-ANNUAL - FISCAL YEAR 1955

(For comparative purposes to previous fiscal year tables, see tables 56 & 57, Stat. Digest FY 1954)

AREA	BARRELS OF 42 U. S. GALLONS					
	TOTAL	JET FUEL	AVGAS			
			TOTAL	115/145	100/130	91/96-80
AS OF 31 DECEMBER 1954						
<b>WORLD-WIDE - TOTAL</b> . . . . .	<u>30,208,747</u>	<u>15,371,580</u>	<u>14,837,167</u>	<u>10,971,098</u>	<u>2,601,806</u>	<u>262,261</u>
<b>ZONE OF INTERICR</b>						
In Place . . . . .	15,043,241	7,641,529	7,402,312	5,149,480	2,002,001	250,831
In Transit . . . . .	251,909	167,074	84,855	49,384	28,989	6,462
<b>OVERSEAS</b>						
In Place . . . . .	14,609,997	7,381,977	7,228,020	5,670,234	1,552,816	4,970
In Transit . . . . .	303,000	121,000	122,000	102,000	20,000	-
<b>OVERSEAS IN PLACE</b>						
Alaska . . . . .	727,111	425,352	301,759	160,585	139,059	2,115
Northeast . . . . .	3,466,598	1,811,975	1,654,523	1,649,087	5,536	-
Atlantic . . . . .	450,971	110,637	340,334	339,990	-	344
Europe . . . . .	802,701	462,305	340,395	269,754	70,057	584
North Africa-Mid East . . . . .	971,553	606,684	364,869	364,546	323	-
United Kingdom . . . . .	3,072,896	2,253,146	919,750	810,785	6,965	-
Far East . . . . .	3,935,568	1,592,587	2,342,981	1,159,988	1,181,739	1,254
Pacific . . . . .	865,710	78,995	786,715	698,561	87,522	632
Caribbean . . . . .	315,899	40,295	276,594	216,938	59,615	41
AS OF 30 JUNE 1955						
<b>WORLD-WIDE - TOTAL</b> . . . . .	<u>31,183,515</u>	<u>17,398,140</u>	<u>15,875,375</u>	<u>13,087,114</u>	<u>2,609,236</u>	<u>179,025</u>
<b>ZONE OF INTERICR</b>						
In Place . . . . .	16,803,408	8,847,945	7,955,463	6,387,929	1,400,257	167,277
In Transit . . . . .	831,661	602,023	229,638	144,054	79,084	6,500
<b>OVERSEAS</b>						
In Place . . . . .	14,229,022	7,637,665	6,591,357	5,545,416	1,040,693	5,246
In Transit . . . . .	1,319,424	220,507	1,098,917	1,009,715	89,202	-
<b>OVERSEAS IN PLACE</b>						
Alaska . . . . .	627,286	321,410	305,876	188,795	114,267	2,814
Northeast . . . . .	2,692,318	1,545,755	1,146,563	1,141,241	5,322	-
Atlantic . . . . .	867,902	236,043	631,859	631,535	-	324
Europe . . . . .	647,140	433,542	213,598	171,223	41,929	446
North Africa-Mid East . . . . .	1,250,340	836,129	414,211	413,439	772	-
United Kingdom . . . . .	3,342,012	2,310,671	1,031,341	1,025,827	5,490	24
Far East . . . . .	3,525,546	1,810,148	1,715,398	687,321	726,938	1,139
Pacific . . . . .	933,152	68,624	844,328	790,583	53,279	466
Caribbean . . . . .	343,326	55,143	288,183	195,452	92,696	35

NOTE: Above data do not include contractor owned stocks in USAF installations.

SOURCE: Materiel Statistics Division, Directorate of Statistical Services, DCS/C.

TABLE 75 - BASE ISSUES OF USAF AVIATION FUEL, BY RECIPIENT  
FISCAL YEAR 1955

(For comparative purposes to the previous fiscal year table, see Table 58, SDFY 1954)

RECIPIENT	GRADE OF FUEL (BARRELS OF 4 2 U. S. GALLONS)					
	TOTAL	JET FUEL	AVIATION			
			TOTAL	115/145	100/130	91/96-80
SUMMARY 1 JULY 1954 - 30 JUNE 1955						
TOTAL NET ISSUES . . . . .	84,779,878	50,733,666	34,046,212	21,544,301	10,877,597	1,624,314
Aircraft of USAF Commands (Flying)	72,682,679	45,371,772	27,310,907	17,192,656	8,825,970	1,292,261
Other Than Aircraft (Non-Flying)	2,338,984	1,739,086	599,898	292,828	224,751	82,319
Reserve Components A/C . . . . .	2,303,027	1,775,365	527,662	16,620	464,282	46,760
Sales to Other Than USAF (Into Plane)	2,353,149	436,413	1,916,736	1,241,549	493,720	181,467
Cash Issues . . . . .	13,444	244	13,200	6,146	6,596	458
Sales to Other Than USAF (Bulk)	5,088,595	1,410,786	3,677,809	2,794,502	862,278	21,029
1 JULY 1954 - 31 DECEMBER 1954						
AIRCRAFT OF USAF COMMANDS (Flying) -						
TOTAL . . . . .	34,581,333	21,012,707	13,568,626	8,258,387	4,577,907	732,332
Air Defense Command . . . . .	3,169,942	2,907,043	262,899	57,333	193,187	12,379
Air Materiel Command . . . . .	587,385	194,746	392,639	209,091	174,843	8,705
Air Proving Ground Command . . . . .	171,936	102,753	69,183	18,878	48,631	1,674
Air Research and Dev. Command . . . . .	512,817	287,666	225,151	68,978	140,113	16,060
Air Training Command . . . . .	7,743,809	5,713,374	2,031,435	370,505	1,137,729	523,201
Air University . . . . .	8,883	30,620	54,263	78	52,324	1,861
Continental Air Command . . . . .	148,351	20,997	127,354	5,776	112,888	8,690
Headquarters Command . . . . .	137,607	9,455	128,152	4,044	116,355	7,753
Military Air Transport Service . . . . .	2,825,669	149,188	2,676,481	1,926,786	740,523	9,172
Strategic Air Command . . . . .	11,528,580	7,292,060	4,236,520	3,918,126	310,387	8,007
Tactical Air Command . . . . .	1,693,315	828,156	867,159	612,060	209,626	45,473
USAF Security Service . . . . .	2,704	255	2,449	90	1,976	383
USAF Air Academy . . . . .	-	-	-	-	-	-
Alaskan Air Command . . . . .	425,897	349,681	76,216	35,185	39,414	1,617
Air Forces in Europe . . . . .	1,760,944	1,292,112	468,832	205,319	263,283	230
Caribbean Air Command . . . . .	13,170	503	12,667	3,689	8,954	24
Far East Air Forces . . . . .	2,210,773	1,451,345	759,428	273,074	486,136	218
Northeast Air Command . . . . .	231,247	144,057	87,190	84,565	2,617	8
Into-Plane from Contractor-owned stocks . . . . .	1,327,304	236,696	1,090,608	464,810	538,921	86,877
OTHER THAN AIRCRAFT (Non-Flying) -						
TOTAL . . . . .	896,162	630,002	266,160	129,255	103,430	33,475
Marine Equipment . . . . .	13,281	-	13,281	371	8,011	4,899
Emergency Search and Rescue . . . . .	1,468	-	1,468	166	1,003	299
Engine Block Testing . . . . .	355,064	235,401	119,663	90,441	28,472	750
Modification Centers . . . . .	324,901	276,022	48,879	26,153	19,029	3,697
Modification Centers (Into Plane)	103,759	100,957	2,802	2,462	339	1
New Production Aircraft . . . . .	545	544	1	-	-	1
Miscellaneous . . . . .	97,144	17,078	80,066	9,662	46,576	23,828
RESERVE COMPONENTS A/C - TOTAL . . . . .	995,761	713,706	282,055	293	255,704	26,058
Air Force Reserve . . . . .	188,908	99,248	89,660	-5	67,671	21,994
Air National Guard . . . . .	806,853	614,458	192,395	298	188,033	4,064
SALES TO OTHER THAN USAF (Into Plane)						
TOTAL . . . . .	1,174,588	191,931	982,657	663,297	226,068	93,292
Canadian Air Force or Navy . . . . .	19,916	6,477	13,439	8,675	4,713	51
Commercial Airlines . . . . .	164,884	-	164,884	29,663	74,637	60,584
Foreign Governments . . . . .	55,632	20,776	34,856	4,420	30,201	235
Mutual Defense Assistance Program	11,270	7,808	3,462	618	2,546	298
U. S. Army . . . . .	20,618	595	20,023	2,091	14,181	3,751
U. S. Marine Corp. . . . .	87,268	39,190	48,078	32,042	11,530	4,506
U. S. Navy . . . . .	758,564	92,279	666,285	576,164	68,638	21,483
U. S. Government Agencies . . . . .	12,426	1,394	11,032	2,297	7,461	1,274
Others . . . . .	44,010	23,412	20,598	7,327	12,161	1,110
CASH ISSUES - TOTAL . . . . .	10,007	195	9,812	5,527	4,038	247
SALES TO OTHER THAN USAF (Bulk) -						
TOTAL . . . . .	2,973,763	780,651	2,193,112	1,501,248	677,793	14,071

TABLE 75 - BASE ISSUES OF USAF AVIATION FUEL, BY RECIPIENT  
FISCAL YEAR 1955 (CONTINUED)

RECIPIENT	GRADE OF FUEL (BARRELS OF 42 U.S. GALLONS)					
	TOTAL	JET FUEL	AVGAS			
			TOTAL	115/145	100/130	91/96-80
1 JANUARY 1955 - 30 JUNE 1955						
<b>AIRCRAFT OF USAF COMMANDS (Flying) -</b>						
TOTAL . . . . .	38,161,345	24,359,065	13,742,281	8,934,269	4,248,063	559,949
Air Defense Command . . . . .	3,528,173	3,467,522	360,631	149,646	200,832	10,153
Air Materiel Command . . . . .	650,701	248,153	402,548	205,092	187,618	9,838
Air Proving Ground Command . . . . .	183,224	120,809	62,415	16,608	44,171	1,636
Air Research and Development Command . . . . .	589,657	346,758	242,901	81,955	149,287	11,659
Air Training Command . . . . .	7,503,254	5,562,022	1,941,242	329,984	1,155,944	455,314
Air University . . . . .	121,846	59,574	62,272	270	59,626	2,376
Continental Air Command . . . . .	148,751	35,345	113,406	9,207	97,422	6,777
Headquarters Command . . . . .	143,811	11,149	132,662	2,791	124,478	5,393
Military Air Transport Service . . . . .	2,902,434	175,192	2,727,242	2,087,591	632,254	7,397
Strategic Air Command . . . . .	13,559,473	9,249,973	4,309,500	4,088,756	214,148	6,596
Tactical Air Command . . . . .	1,971,914	1,079,559	892,355	659,442	214,096	18,817
USAF Security Service . . . . .	5,859	14	5,845	2,783	2,783	279
USAF Air Academy . . . . .	11,443	7,628	3,815	1,866	1,946	3
Alaskan Air Command . . . . .	545,937	473,150	72,787	30,118	41,400	1,269
Air Forces in Europe . . . . .	2,119,054	1,643,500	475,554	230,378	245,103	73
Caribbean Air Command . . . . .	17,640	5,703	11,937	1,115	10,705	117
Far East Air Force . . . . .	2,063,712	1,376,474	712,238	364,377	347,725	136
Northeast Air Command . . . . .	349,090	249,340	99,750	97,248	2,501	1
Into Plane from Contractor-owned stocks . . . . .	1,360,341	247,160	1,113,181	575,042	516,024	22,115
<b>OTHER THAN AIRCRAFT (Non-Flying) -</b>						
TOTAL . . . . .	1,442,822	1,109,084	333,738	163,573	121,321	48,844
Marine Equipment . . . . .	13,746	339	13,407	782	7,563	5,062
Emergency Search and Rescue . . . . .	1,069	56	1,013	282	452	279
Engine Block Testing . . . . .	422,667	306,049	116,618	93,585	22,255	778
Modification Centers . . . . .	473,769	410,159	63,610	37,609	20,637	5,364
Modification Centers (Into Plane)	354,399	325,368	29,031	16,102	9,446	3,483
New Production Aircraft . . . . .	43,908	43,908	-	-	-	-
Miscellaneous . . . . .	133,264	23,205	110,059	15,213	60,968	33,878
<b>RESERVE COMPONENTS A/C - TOTAL . . . . .</b>	<b>1,307,266</b>	<b>1,061,659</b>	<b>245,607</b>	<b>16,327</b>	<b>208,578</b>	<b>20,702</b>
Air Force Reserve . . . . .	257,012	161,582	95,430	14,186	64,856	16,388
Air National Guard . . . . .	1,050,254	900,077	150,177	2,141	143,722	4,314
<b>SALES TO OTHER THAN USAF (Into Plane) - TOTAL . . . . .</b>	<b>1,178,561</b>	<b>244,482</b>	<b>934,079</b>	<b>578,252</b>	<b>267,652</b>	<b>88,175</b>
Canadian Air Force or Navy . . . . .	19,104	11,166	7,938	5,004	2,904	30
Commercial Airlines . . . . .	245,450	695	244,755	69,547	112,694	62,514
Foreign Governments . . . . .	83,032	35,118	47,914	3,900	43,857	157
Mutual Defense Assistance Program	25,093	22,012	3,081	467	2,540	74
U.S. Army . . . . .	30,477	1,141	29,336	1,988	21,342	6,006
U.S. Marine Corp. . . . .	61,460	19,028	42,432	23,941	14,901	3,590
U.S. Navy . . . . .	640,931	122,854	518,077	457,506	45,860	14,711
U.S. Government Agencies . . . . .	13,345	1,923	11,422	2,769	7,823	830
Others . . . . .	59,669	30,545	29,124	13,130	15,731	263
<b>CASH ISSUES - TOTAL . . . . .</b>	<b>3,437</b>	<b>49</b>	<b>3,388</b>	<b>619</b>	<b>2,558</b>	<b>211</b>
<b>SALES TO OTHER THAN USAF (Bulk) -</b>						
TOTAL . . . . .	2,114,832	630,135	1,484,697	1,293,254	184,485	6,958

SOURCE: Materiel Statistics Division, Directorate of Statistical Services, DCS/C.

TABLE 76 - SUMMARY OF USAF AVIATION OIL INVENTORIES  
FISCAL YEARS 1953, 1954 AND 1955

LOCATION	BARRELS OF 42 U.S. GALLONS									
	FISCAL YEAR 1955				FISCAL YEAR 1954			FISCAL YEAR 1953		
	Total	Avlube	Jet	Special 780E	Total	Avlube	Jet	Total	Avlube	Jet
<u>WORLD-WIDE - TOTAL</u> . . . . .	<u>240,245</u>	<u>190,892</u>	<u>46,629</u>	<u>2,724</u>	<u>258,028</u>	<u>209,754</u>	<u>57,274</u>	<u>160,477</u>	<u>129,478</u>	<u>39,999</u>
<u>OVERSEAS</u>										
Base . . . . .	81,565	69,650	11,336	579	95,721	84,757	11,024	89,269	79,020	10,249
Terminal . . . . .	77,312	58,232	18,114	966	85,120	63,939	21,181	a/	-	-
In Transit . . . . .	12,382	12,197	180	5	8,000	-	8,000	a/	-	-
<u>ZONE OF INTERIOR</u>										
Base . . . . .	65,848	49,983	14,797	1,068	64,233	50,463	13,770	71,208	50,458	20,750
Terminal . . . . .	3,138	830	2,202	106	4,894	1,595	3,299	a/	-	-
In Transit . . . . .	-	-	-	-	a/	-	-	-	-	-

a/ Not available.

SOURCE: Materiel Statistics Division, Directorate of Statistical Services, DCS/C.

TABLE 77 - WORLD-WIDE USAF AVIATION OIL INVENTORY  
SEMI-ANNUAL, FISCAL YEAR 1955

LOCATION	BARRELS OF 42 U.S. GALLONS			
	Total	Avlube	Jet	Special 780E
	AS OF 31 DECEMBER 1954			
<u>WORLD-WIDE - TOTAL</u> . . . . .	<u>255,527</u>	<u>212,444</u>	<u>51,230</u>	<u>1,853</u>
<u>OVERSEAS</u>	<u>189,372</u>	<u>155,495</u>	<u>32,726</u>	<u>1,197</u>
Base . . . . .	94,393	82,439	11,719	235
Terminal . . . . .	71,414	49,485	21,057	872
In Transit . . . . .	23,571	23,571	-	-
<u>ZONE OF INTERIOR</u>	<u>76,149</u>	<u>56,949</u>	<u>18,454</u>	<u>746</u>
Base . . . . .	70,986	55,364	14,920	702
Terminal . . . . .	4,021	905	3,077	39
Modification Centers . . . . .	1,142	680	457	5
In Transit . . . . .	-	-	-	-
AS OF 30 JUNE 1955				
<u>WORLD-WIDE - TOTAL</u> . . . . .	<u>240,245</u>	<u>190,892</u>	<u>46,629</u>	<u>2,724</u>
<u>OVERSEAS</u>	<u>171,259</u>	<u>140,079</u>	<u>29,630</u>	<u>1,550</u>
Base . . . . .	81,565	69,650	11,336	579
Terminal . . . . .	77,312	58,232	18,114	966
In Transit . . . . .	12,382	12,197	180	5
<u>ZONE OF INTERIOR</u>	<u>68,986</u>	<u>50,813</u>	<u>16,999</u>	<u>1,174</u>
Base . . . . .	65,848	49,983	14,797	1,068
Terminal . . . . .	3,138	830	2,202	106
Modification Centers . . . . .	-	-	-	-
In Transit . . . . .	-	-	-	-

SOURCE: Materiel Statistics Division, Directorate of Statistical Services, DCS/C.

TABLE 78 - SUMMARY OF BASE ISSUES OF USAF AVIATION OIL  
FISCAL YEARS 1953, 1954 AND 1955

LOCATION	BARRELS OF 42 U.S. GALLONS									
	FISCAL YEAR 1955				FISCAL YEAR 1954			FISCAL YEAR 1953		
	Total	Avlube	Jet	Special 7808	Total	Avlube	Jet	Total	Avlube	Jet
<u>WORLD-WIDE - TOTAL</u> . . . . .	<u>514,461</u>	<u>468,536</u>	<u>43,886</u>	<u>2,039</u>	<u>407,121</u>	<u>388,082</u>	<u>19,039</u>	<u>438,936</u>	<u>422,306</u>	<u>16,630</u>
Zone of Interior . . . . .	396,412	356,051	38,501	1,860	296,307	281,873	14,434	304,451	294,201	10,250
Overseas . . . . .	118,049	112,485	5,385	179	110,814	106,209	4,605	134,485	128,105	6,380

SOURCE: Materiel Statistics Division, Directorate of Statistical Services, DCS/C.

TABLE 79 - SUMMARY OF BASE ISSUES OF USAF AVIATION OIL  
FISCAL YEAR 1955

(For comparative purposes to the previous fiscal year table, see Table 62, IDFY 1954)

RECIPIENT	BARRELS OF 42 U.S. GALLONS			
	Total	Avlube	Jet	Special 7808
<u>WORLD-WIDE - TOTAL</u> . . . . .	<u>514,461</u>	<u>468,536</u>	<u>43,886</u>	<u>2,039</u>
Overseas . . . . .	118,049	112,485	5,385	179
Zone of Interior . . . . .	396,412	356,051	38,501	1,860
<u>ISSUED TO</u>				
Aircraft of USAF Commands . . . . .	411,064	391,949	17,525	1,590
Reserve Components . . . . .	8,451	7,801	607	43
Aircraft Other Than USAF . . . . .	54,091	46,447	7,521	123
Other Than Aircraft . . . . .	40,855	22,339	18,233	283

SOURCE: Materiel Statistics Division, Directorate of Statistical Services, DCS/C.

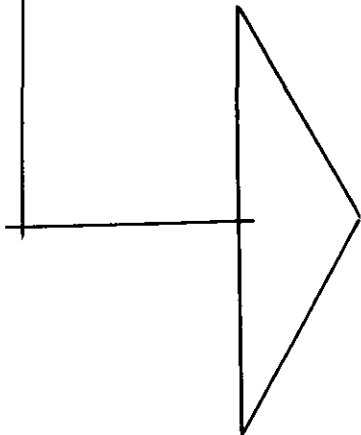
~~SECRET~~

~~SECRET~~



# Stockpiling

5



**PART**

**VII**





**STATUS OF THE  
USAF STRATEGIC MATERIALS STOCKPILING PROGRAM**

The tables included in this section provide data on the "USAF Strategic Materials Stockpiling Program" for Fiscal Year 1955. The information on this subject covers the availability of storage space, its utilization by depot, and the tonnage-occupying such space.

TABLE 80 - STATUS OF THE STRATEGIC MATERIAL STOCKPILING PROGRAM  
 WITHIN THE DEPARTMENT OF THE AIR FORCE, BY MATERIAL,  
 AS OF 30 JUNE 1955

(For comparative purposes to the previous fiscal year table, see Tables 63 & 65, SDPY 54.)

MATERIAL	DEPOT	IN SQUARE FEET						TOTAL TONS ON HAND
		STORAGE SPACE ALLOCATED BY DEPT OF AIR FORCE		STORAGE SPACE OCCUPIED BY STRATEGIC MATERIALS		BALANCE OF SPACE AVAILABLE		
		Open	Warehouse	Open	Warehouse	Open	Whs	
<b>TOTAL</b>		4,249,678	1,600,495	3,294,272	1,067,919	955,406	532,576	2,419,483
Aluminum	Marietta	105,000	-	28,196	-	76,804	-	11,135
	Maywood	4,235	-	4,235	-	-	-	971
	Mira Loma	120,000	-	32,187	-	87,813	-	5,387
Aluminum Alloy Plate	Maywood	-	2888/	-	2888/	-	-	42
Antimony Metal	Rome	8,650	3,950	8,650	3,950	-	-	3,115
	SAAMA	-	4,000/	-	4,000/	-	-	943
Bauxite	Baton Rouge	1,642,028	-	1,554,267	-	87,761	-	1,402,503
Beryllium Copper Master Alloy	Marietta	-	2,000	-	1,100	-	900	250
Beryllium Ore	Marietta	36,000	-	28,158	-	7,842	-	7,584
	Rome	-	800	-	800	-	-	15
Brass	Rome	8,500	1,200	8,492	1,200	8	-	1,719
Cadmium	Marietta	-	1,000	-	512	-	488	238
Celestite	Marietta	80,000	-	57,459	-	22,541	-	13,646
Chrome Metallur- gical Ore	Marietta	451,000	-	371,034	-	79,966	-	212,746
Chrome Refractory Ore	Marietta	110,000	-	90,958	-	19,042	-	74,747
Cobalt	Marietta	-	3,848	-	3,632	-	216	1,480
	Mira Loma	-	2,500	-	328	-	2,172	30
Copper	Maywood	80,692	-	64,300	-	16,392	-	23,628
	Rome	229,900	-	229,900	-	-	-	109,954
Cordage Fiber	Mira Loma	-	40,000	-	13,120	-	26,880	787
Feathers & Down	Mira Loma	-	17,000	-	11,560	-	5,440	251
	Stockton Annex	-	10,250	-	10,147	-	103	210
Fluorspar Metallur- gical Ore	Marietta	143,000	-	79,270	-	63,730	-	26,493
Graphite	Marietta	-	13,912	-	13,353	-	559	2,045
	Rome	-	24,000	-	24,000	-	-	1,780
Hog Bristles	Rome	-	7,050	-	7,050	-	-	255
Lead	Baton Rouge	300,000	-	114,300	-	185,700	-	38,141
	Marietta	50,000	-	30,515	-	19,485	-	25,649
	Maywood	32,473	-	28,700	-	3,773	-	18,597
	Rome	51,900	-	48,300	-	3,600	-	10,090
Manganese Battery Grade Ore	Marietta	64,000	-	31,089	-	32,911	-	16,303
Manganese Metal- lurgical Ore	Marietta	317,000	-	240,272	-	76,728	-	183,588
Manganese Ore, Type B, Chemical	Marietta	600	-	600	-	-	-	106
Manganese Ferro	Mira Loma	60,000	-	-	-	60,000	-	-
Magnesium	SAAMA	28,000	-	28,000	-	-	-	2,396
Mercury	Marietta	-	15,632	-	1,000	-	14,632	355
	Rome	-	11,700	-	10,600	-	1,100	1,253
Mica	MAAMA	-	28,042	-	28,042	-	-	2,272
	Rome	-	60,000	-	54,400	-	5,600	5,284

**TABLE 80 - STATUS OF THE STRATEGIC MATERIAL STOCKPILING PROGRAM WITHIN THE DEPARTMENT OF THE AIR FORCE, BY MATERIAL, AS OF 30 JUNE 1955 (CONTINUED)**

(For comparative purposes to the previous fiscal year table, see Tables 63 & 65, SDFY 54.)

MATERIAL	DEPOT	I N S Q U A R E F E E T						TOTAL TONS ON HAND
		STORAGE SPACE ALLOCATED BY DEPT OF AIR FORCE		STORAGE SPACE OCCUPIED BY STRATEGIC MATERIALS		BALANCE OF SPACE AVAILABLE		
		Open	Warehouse	Open	Warehouse	Open	Whs	
Molybdenum . . . . .	MAAMA . . . . .	-	1,800	-	1,800	-	-	249
Nickel Oxide . . . . .	MAAMA . . . . .	-	8,300	-	8,300	-	-	1,895
	Rome . . . . .	-	16,996	-	16,996	-	-	2,273
Quartz Crystals . . . . .	Marietta . . . . .	-	3,822	-	1,850	-	1,972	297
	Dayton . . . . .	-	3,608	-	3,608	-	-	201
Quebracho . . . . .	Mira Loma . . . . .	-	1,000	-	1,000	-	-	163
Rubber . . . . .	Maywood . . . . .	-	185,000	-	165,092	-	19,908	11,443
	Mira Loma . . . . .	-	83,500	-	73,460	-	10,040	6,448
	Rome . . . . .	-	210,000	-	203,048	-	6,952	19,286
	Stockton Annex . . . . .	-	28,000	-	8,000	-	20,000	839
	Topeka . . . . .	-	733,531	-	322,082	-	411,449	60,933
Selenium . . . . .	Marietta . . . . .	-	30	-	20	-	10	3
Talcum (Tank) . . . . .	Marietta . . . . .	-	2,000	-	2,000	-	-	1,511
Tin . . . . .	Shreveport . . . . .	25,000	-	25,000	-	-	-	6,008
	Stockton Annex . . . . .	72,000	-	71,742	-	258	-	12,571
Tungsten . . . . .	Marietta . . . . .	-	7,956	-	6,340	-	1,616	3,918
	Rome . . . . .	-	67,780	-	65,241	-	2,539	22,378
Zinc . . . . .	Marietta . . . . .	140,000	-	44,718	-	95,282	-	37,955
	Maywood . . . . .	49,700	-	33,930	-	15,770	-	17,413
	Stockton Annex . . . . .	40,000	-	40,000	-	-	-	7,711

a/ Aluminum Alloy Plate stored in space for Rubber, per shipping instructions Contract Number NSP-99-AI.  
 b/ Tank Storage.

SOURCE: Materiel Statistics Division, Directorate of Statistical Services, DCS/Comptroller.

**TABLE 81 - STATUS OF THE STRATEGIC MATERIAL STOCKPILING PROGRAM WITHIN THE DEPARTMENT OF THE AIR FORCE, BY DEPOT, AS OF 30 JUNE 1955**

(For comparative purposes to the previous fiscal year table, see Tables 64 & 65, SDFY 54.)

DEPOT	I N S Q U A R E F E E T						TOTAL TONS ON HAND
	STORAGE SPACE ALLOCATED BY DEPT OF AIR FORCE		STORAGE SPACE OCCUPIED BY STRATEGIC MATERIALS		BALANCE OF SPACE AVAILABLE		
	Open	Warehouse	Open	Warehouse	Open	Whs	
<b>TOTAL . . . . .</b>	<b>4,249,678</b>	<b>1,600,495</b>	<b>3,294,272</b>	<b>1,067,919</b>	<b>955,406</b>	<b>532,576</b>	<b>2,419,483</b>
Baton Rouge . . . . .	1,942,028	-	1,668,567	-	273,461	-	1,440,644
Dayton . . . . .	-	3,608	-	3,608	-	-	201
MAAMA . . . . .	-	38,142	-	38,142	-	-	4,416
Marietta . . . . .	1,496,600	50,200	1,002,269	29,807	494,331	20,393	620,049
Maywood . . . . .	157,100	185,288	131,165	165,380	35,935	19,908	72,094
Mira Loma . . . . .	180,000	144,000	32,187	99,468	147,813	44,532	13,066
Rome . . . . .	298,950	403,476	295,342	387,285	3,608	16,191	177,402
SAAMA . . . . .	28,000	4,000	28,000	4,000	-	-	3,339
Shreveport . . . . .	25,000	-	25,000	-	-	-	6,008
Stockton Annex . . . . .	112,000	38,250	111,742	18,147	258	20,103	21,331
Topeka . . . . .	-	733,531	-	322,082	-	411,449	60,933

SOURCE: Materiel Statistics Division, Directorate of Statistical Services, DCS/Comptroller.





# Research and Development



**PART VIII**




TABLE 82 - STATUS OF USAF RESEARCH AND DEVELOPMENT FUNDS - FISCAL YEAR 1950 THROUGH 1955

(Excludes reimbursements. In millions of dollars. Figures in parentheses indicate minus amounts)

FISCAL YEAR	APPROPRIATION	ADJUSTMENTS a/	TOTAL AVAILABLE	OBLIGATIONS	EXPENDITURES	UNLIQUIDATED OBLIGATIONS
Appropriation - Total. . .	<u>2,338.7</u>	<u>92.8</u>	<u>2,431.5</u>	<u>2,347.7</u>	<u>1,931.1</u>	<u>416.6</u>
1950. . . . .	233.0	(21.0)	212.0	211.4	210.7	.7
1951. . . . .	297.6	64.9	362.5	360.0	353.0	7.0
1952. . . . .	425.0	17.1	442.1	440.5	425.2	15.3
1953. . . . .	525.0	1.7	526.7	524.1	485.2	38.9
1954. . . . .	440.0	10.7	450.7	440.7	319.5	121.2
1955. . . . .	418.1	19.4	437.5	371.0	137.5	233.5

a/ Adjustments consist of the following:

## EXPLANATION OF COLUMN 2 (ADJUSTMENTS) OF ABOVE TABLE

	FISCAL YEAR PROGRAM					
	1950	1951	1952	1953	1954	1955
1. Transferred from Emergency Fund, Department of Defense. . . . .	-	50.4	26.1	8.0	1.7	2.3
2. Transferred to "Aircraft and Related Procurement Air Force" for Research Portion of Joint Long Range Proving Ground, authorized by Public Law 358-81st Congress. . . . .	5.0	-	-	-	-	-
3. Transferred to Signal Service of the Army for Armed Forces Security Agency. . . . .	-	(.7)	-	-	-	-
4. Appropriated in FY 1950 but applied to the FY 1951 Program. . .	(22.6)	22.6	-	-	-	-
5. Applied to the FY 1954 Program. . . . .	(2.4)	(4.0)	(6.7)	(3.8)	16.9	-
6. Applied to the FY 1955 Program. . . . .	(1.0)	(3.4)	(2.3)	(2.5)	(7.9)	17.1
Total Adjustments. . . . .	(21.0)	64.9	17.1	1.7	10.7	19.4

Source: Financial Management Division, Directorate of Budget, DCS/Comptroller

TABLE 83 - DEPARTMENT OF THE AIR FORCE - RESEARCH AND DEVELOPMENT APPROPRIATION CUMULATIVE OBLIGATIONS BY COMMAND - AS OF 30 JUNE 1955

COMMAND	PROGRAM YEAR 1950 a/								
	TOTAL ALL PROGRAMS	PROGRAM 601 FIRST DESTINATION TRANS	PROGRAM 610 RESEARCH	PROGRAM 620 MAJOR WEAPONS COMPONENTS DEV	PROGRAM 640 WEAPONS SYS DEVELOPMENT	PROGRAM 650 OPERATIONAL ENGINEERING	PROGRAM 660 HUMAN FACTORS DEVELOPMENT	PROGRAM 670 SPECIAL PROJECTS	PROGRAM 680 MANAGEMENT & OPERATIONS
U. S. AIR FORCE - TOTAL b/ . . . . .	211,428,483	84,369	25,064,269	53,189,104	80,380,246	6,850,049	2,141,247	7,999,319	35,719,880
Continental U. S. - Total . . . . .	211,308,895	84,369	25,064,269	53,119,546	80,380,246	6,850,049	2,140,784	7,969,492	35,700,140
Headquarters, USAF. . . . .	8,307,241	-	679,483	293,000	-	6,550,000	25,000	757,722	2,036
Air Research and Development Command . . . . .	77,516,356	-	10,967,498	26,138,726	34,439,922	64,766	81,570	4,579,703	1,244,171
Air Materiel Command . . . . .	119,421,697	84,369	12,838,675	26,687,820	45,843,410	149,152	44,519	1,000,617	32,773,135
Air Training Command . . . . .	1,139,444	-	343,478	-	-	-	412,632	-	383,334
Air University . . . . .	2,137,252	-	143,000	-	-	-	1,335,974	-	688,278
Air Proving Ground Command . . . . .	96,914	-	-	-	96,914	-	-	-	-
Air Force Special Weapons Center . . . . .	1,560,347	-	-	-	-	86,131	-	1,462,646	11,570
Arnold Air Development Center . . . . .	91,362	-	-	-	-	-	-	-	91,362
Military Air Transport Service . . . . .	133,562	-	-	-	-	-	-	133,562	-
Air Force Missile Test Center . . . . .	174,936	-	-	-	-	-	-	-	174,936
Headquarters Command USAF . . . . .	729,784	-	92,135	-	-	-	241,089	35,242	361,318
Overseas - Total . . . . .	119,588	-	-	69,558	-	-	463	29,827	19,740
Alaskan Air Command . . . . .	110,424	-	-	69,558	-	-	463	20,663	19,740
Far East Air Force . . . . .	9,164	-	-	-	-	-	-	9,164	-
COMMAND	PROGRAM YEAR 1951 a/								
	TOTAL ALL PROGRAMS	PROGRAM 601 FIRST DESTINATION TRANS	PROGRAM 610 RESEARCH	PROGRAM 620 MAJOR WEAPONS COMPONENTS DEV	PROGRAM 640 WEAPONS SYS DEVELOPMENT	PROGRAM 660 HUMAN FACTORS DEVELOPMENT	PROGRAM 680 SPECIAL PROJECTS	PROGRAM 690 LABORATORY OPERATIONS	
U. S. AIR FORCE - TOTAL c/ . . . . .	360,202,515	117,847	50,788,799	84,643,476	162,622,400	4,485,091	14,162,181	43,382,721	
Continental U. S. - Total . . . . .	360,064,352	117,847	50,788,799	84,643,476	162,622,400	4,381,165	14,162,181	43,348,484	
Headquarters USAF. . . . .	6,135,871	-	919,842	400,000	-	69,971	4,746,058	-	
Air Research and Development Command . . . . .	289,576,601	-	42,999,240	80,159,156	146,919,070	264,645	2,386,524	16,847,966	
Air Materiel Command . . . . .	48,512,513	117,847	6,368,362	4,084,320	15,608,410	32,362	309,961	21,991,251	
Secretary of Air Staff . . . . .	1,314,692	-	160,565	-	94,920	423,095	-	636,112	
Air Training Command . . . . .	1,651,483	-	225,790	-	-	726,278	-	699,415	
Air University . . . . .	3,822,765	-	115,000	-	-	2,864,814	-	842,951	
Air Proving Ground Command . . . . .	126,271	-	-	-	-	-	-	126,271	
Air Force Special Weapons Center . . . . .	190,667	-	-	-	-	-	-	190,667	
Arnold Air Development Center . . . . .	774,185	-	-	-	-	-	-	774,181	
Military Air Transport Service . . . . .	40,378	-	-	-	-	-	40,378	-	
Air Force Missile Test Center . . . . .	7,918,930	-	-	-	-	-	6,679,260	1,239,670	
Overseas - Total . . . . .	138,163	-	-	-	-	103,926	-	34,237	
Alaskan Air Command . . . . .	138,163	-	-	-	-	103,926	-	34,237	



TABLE 83 - DEPARTMENT OF THE AIR FORCE - RESEARCH AND DEVELOPMENT APPROPRIATION CUMULATIVE OBLIGATIONS BY COMMAND - AS OF 30 JUNE 1955 (CONTINUED)

COMMAND	PROGRAM YEAR 1952 a/									
	TOTAL ALL PROGRAMS	PROGRAM 610 AIRCRAFT	PROGRAM 620 GUIDED MISSILES	PROGRAM 630 PROPULSION	PROGRAM 640 ELECTRONICS	PROGRAM 650 ARMAMENT	PROGRAM 660 EQUIPMENT	PROGRAM 670 SCIENCE	PROGRAM 680 SPECIAL PROJECTS	PROGRAM 690 LABORATORY OPERATIONS
<u>U.S. AIR FORCE - TOTAL d/</u> . . . . .	<u>440,839,567</u>	<u>56,321,438</u>	<u>104,974,058</u>	<u>52,046,686</u>	<u>43,612,808</u>	<u>31,982,650</u>	<u>27,769,731</u>	<u>50,566,645</u>	<u>15,679,470</u>	<u>57,886,081</u>
Continental U.S. - Total . . . . .	<u>440,563,382</u>	<u>56,321,438</u>	<u>104,974,058</u>	<u>52,046,686</u>	<u>43,612,808</u>	<u>31,982,650</u>	<u>27,769,731</u>	<u>50,347,414</u>	<u>15,679,470</u>	<u>57,829,127</u>
Headquarters, USAF . . . . .	3,439,500	-	-	-	-	-	334,277	785,303	2,319,920	-
Air Research and Development Command	423,898,324	56,301,438	104,944,058	52,026,686	43,592,808	31,969,650	27,198,158	42,588,973	10,645,540	54,631,013
Air Materiel Command . . . . .	128,000	20,000	30,000	20,000	20,000	13,000	15,000	5,000	5,000	-
Secretary of Air Staff . . . . .	4,429,890	-	-	-	-	-	112,403	1,002,774	2,709,010	605,703
Air Training Command . . . . .	2,751,864	-	-	-	-	-	-	1,652,458	-	1,099,406
Air University . . . . .	5,438,883	-	-	-	-	-	109,893	4,312,906	-	1,016,084
Air Proving Ground . . . . .	309,341	-	-	-	-	-	-	-	-	309,341
Air Force Special Weapons Center . .	167,580	-	-	-	-	-	-	-	-	167,580
<u>Overseas - Total</u> . . . . .	<u>276,185</u>	-	-	-	-	-	-	<u>219,231</u>	-	<u>56,954</u>
Alaskan Air Command . . . . .	276,185	-	-	-	-	-	-	219,231	-	56,954
COMMAND	PROGRAM YEAR 1953 a/									
	TOTAL ALL PROGRAMS	PROGRAM 610 AIRCRAFT	PROGRAM 620 GUIDED MISSILES	PROGRAM 630 PROPULSION	PROGRAM 640 ELECTRONICS	PROGRAM 650 ARMAMENT	PROGRAM 660 EQUIPMENT	PROGRAM 670 SCIENCE	PROGRAM 680 SPECIAL PROJECTS	PROGRAM 690 LABORATORY OPERATIONS
<u>U.S. AIR FORCE - TOTAL e/</u> . . . . .	<u>524,174,661</u>	<u>41,542,820</u>	<u>129,501,683</u>	<u>75,622,484</u>	<u>81,346,347</u>	<u>39,809,098</u>	<u>27,556,273</u>	<u>48,209,784</u>	<u>14,128,323</u>	<u>66,457,849</u>
Continental U.S. - Total . . . . .	<u>523,830,464</u>	<u>41,542,820</u>	<u>129,501,683</u>	<u>75,622,484</u>	<u>81,346,347</u>	<u>39,809,098</u>	<u>27,556,273</u>	<u>47,927,867</u>	<u>14,128,323</u>	<u>66,395,569</u>
Headquarters, USAF . . . . .	6,893,125	-	-	-	6,893,125	-	-	-	-	-
Air Research and Development Command	507,041,826	41,527,820	129,492,683	75,547,484	74,443,222	39,789,098	27,210,777	42,798,389	12,327,223	63,905,130
Air Materiel Command . . . . .	149,000	15,000	9,000	75,000	10,000	20,000	15,000	5,000	-	-
Secretary of Air Staff . . . . .	3,628,937	-	-	-	-	-	330,496	1,083,944	1,801,100	413,397
Air Training Command . . . . .	1,900,341	-	-	-	-	-	-	945,595	-	954,746
Air University . . . . .	4,217,235	-	-	-	-	-	-	3,094,939	-	1,122,296
<u>Overseas - Total</u> . . . . .	<u>344,197</u>	-	-	-	-	-	-	<u>281,917</u>	-	<u>62,280</u>
Alaskan Air Command . . . . .	344,197	-	-	-	-	-	-	281,917	-	62,280

TABLE 83 - DEPARTMENT OF THE AIR FORCE - RESEARCH AND DEVELOPMENT APPROPRIATION CUMULATIVE OBLIGATIONS BY COMMAND - AS OF 30 JUNE 1955 (CONTINUED)

COMMAND	PROGRAM YEAR 1954 a/									
	TOTAL ALL PROGRAMS	PROGRAM 610 AIRCRAFT	PROGRAM 620 GUIDED MISSILES	PROGRAM 630 PROPULSION	PROGRAM 640 ELECTRONICS	PROGRAM 650 ARMAMENT	PROGRAM 660 EQUIPMENT	PROGRAM 670 SCIENCE	PROGRAM 680 SPECIAL PROJECTS	PROGRAM 690 LABORATORY OPERATIONS
U.S. AIR FORCE - TOTAL f/ . . . . .	440,968,421	49,588,116	74,993,233	70,727,216	70,612,709	40,216,969	22,708,388	37,683,298	9,684,677	64,753,815
Continental U.S. - Total . . . . .	440,601,008	49,588,116	74,993,233	70,727,216	70,612,709	40,216,969	22,708,388	37,378,044	9,684,677	64,691,056
Air Research and Development Command	437,367,467	49,588,116	74,993,233	70,727,216	70,612,709	40,216,969	22,616,166	35,096,184	9,645,110	63,871,764
Secretary of Air Staff . . . . .	360,544	-	-	-	-	-	92,222	120,000	39,567	108,755
Air University . . . . .	2,872,997	-	-	-	-	-	-	2,162,460	-	710,537
Overseas - Total . . . . .	367,413	-	-	-	-	-	-	304,654	-	62,759
Alaskan Air Command . . . . .	367,413	-	-	-	-	-	-	304,654	-	62,759
COMMAND	PROGRAM YEAR 1955 a/									
	TOTAL ALL PROGRAMS	PROGRAM 610 AIRCRAFT	PROGRAM 620 GUIDED MISSILES	PROGRAM 630 PROPULSION	PROGRAM 640 ELECTRONICS	PROGRAM 650 ARMAMENT	PROGRAM 660 EQUIPMENT	PROGRAM 670 SCIENCE	PROGRAM 680 SPECIAL PROJECTS	PROGRAM 690 LABORATORY OPERATIONS
U.S. AIR FORCE - TOTAL g/ . . . . .	371,078,651	20,612,094	61,417,444	61,475,034	65,934,895	30,033,758	22,047,276	34,041,057	6,476,184	69,040,909
Continental U.S. - Total . . . . .	370,545,612	20,612,094	61,417,444	61,475,034	65,934,895	30,033,758	22,047,276	33,632,001	6,476,184	68,916,926
Headquarters, USAF . . . . .	3,207,500	-	-	-	3,200,000	-	7,500	-	-	-
Air Research and Development Command	364,693,680	20,612,094	61,417,444	61,475,034	62,734,895	30,033,758	22,039,776	31,764,366	6,476,184	68,140,129
Air University . . . . .	2,644,432	-	-	-	-	-	-	1,867,635	-	776,797
Overseas - Total . . . . .	533,039	-	-	-	-	-	-	409,056	-	123,983
Alaskan Air Command . . . . .	533,039	-	-	-	-	-	-	409,056	-	123,983

a/ Reflects status of Air Force accounts prior to certification pursuant to Section 1311, Public Law 663, 83rd Congress.

b/ Includes total reimbursement collections of \$60,248.00

c/ Includes total reimbursement collections of \$139,478.00

d/ Includes total reimbursement collections of \$342,571.00

e/ Includes total reimbursement collections of \$115,000.00

f/ Includes total reimbursement collections of \$252,797.00

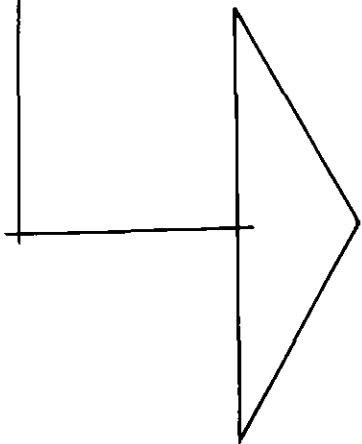
g/ Includes total reimbursement collections of \$93,968.00

Source: Financial Management Division, Directorate of Budget, DCS/ Comptroller

---

# Unit Authorization List

---



***PART***

**IX**



## UNIT AUTHORIZATION LIST

## PREFACE AND DEFINITIONS

The tables included in this section provide summary data which represent the first of a series planned for publication following each annual Unit Authorization List cycle. Air Force Regulations 5-25 and 67-83, and Air Force Manual 171-5 constitute the basic authority for the system.

ORGANIZATIONAL EQUIPMENT. Non-expendable replacement-type equipment, excluding aircraft, prescribed by an authorization document.

MASTER EQUIPMENT ALLOWANCE LIST. A publication which prescribes allowances of organizational equipment to be authorized to T/O units through the medium of the Unit Mission Equipment column of the Unit Authorization List.

UNIT MISSION EQUIPMENT. Those items of equipment prescribed by the MEAL, Station Sets and T/A 1-21 for specific T/O units. This equipment is normally taken with the unit when it changes location.

UNIT SUPPORT EQUIPMENT. That unit equipment other than mission equipment which is required to perform the assigned mission of the unit at a specific base. This equipment will normally be retained by the base upon movement of the unit.

UNIT AUTHORIZATION LIST. An electric accounting machine list of specific equipment, consisting of unit mission equipment and/or unit support equipment authorized to each individual T/O or non-T/O unit. AF Form 601B is used for this purpose.

TABLE OF ALLOWANCE (T/A). Headquarters USAF publications which establish equipment allowances. Table of Allowances provide a basis for authorizing Unit Support Equipment in UALs.

TABLE OF ORGANIZATION (T/O). A Headquarters USAF publication which states the mission and capability for which a unit must be manned and equipped; and a guide for manpower planning, programming, and allocation.

EQUIPMENT COMPONENT LIST (ECL). A publication which prescribes the components of individual kits and organizational sets of equipment required for the performance of specific duties, functions, or support of end items of equipment.

STATION SETS. Listings of non-expendable equipment extracted from the MEAL and/or applicable ECLs, and expendable equipment extracted from supply catalogs and/or stocks necessary to be included in prepositioned assemblages to insure the capability of a base to meet the minimum requirements of a tactical unit equipped with unit mission equipment.

NON-STOCK LISTED. Items which are not listed in AF or Army Technical Services catalog publications.

TABLE 84 - MONETARY VALUE (WORLD-WIDE) OF ORGANIZATIONAL  
UNIT AUTHORIZATION LIST (UAL) EQUIPMENT  
BY COMMAND  
30 SEPTEMBER 1954

(This is a New Table and Does Not Appear in the Previous Fiscal Year Statistical Digest.)

COMMAND	\$ VALUE AUTHORIZED (000's)	PER CENT OF TOTAL	\$ VALUE IN-USE (000's)	PER CENT OF TOTAL	PER CENT VALUE IN-USE TO VALUE AUTHORIZED
TOTAL . . . . .	2,664,270	100.0	1,992,348	100.0	75
Far East Air Forces . . . . .	458,688	17.2	396,607	19.9	86
Strategic Air . . . . .	427,354	16.0	337,292	16.9	79
U. S. Air Forces in Europe . . . . .	320,910	12.0	182,000	9.1	57
Air Training . . . . .	274,286	10.3	232,065	11.7	85
Tactical Air . . . . .	273,140	10.3	174,986	8.8	64
Air Materiel . . . . .	242,936	9.1	217,638	10.9	90
Air Defense . . . . .	165,335	6.2	95,843	4.8	58
Military Air Transport Service . . . . .	163,705	6.1	106,210	5.3	65
Continental Air . . . . .	82,696	3.1	63,982	3.2	77
Alaskan Air . . . . .	71,741	2.7	45,798	2.3	64
Northeast Air . . . . .	57,627	2.2	35,080	1.8	61
Air Research and Development . . . . .	55,619	2.1	48,907	2.5	88
USAF Security Service . . . . .	20,506	.8	13,419	.7	65
Headquarters . . . . .	15,124	.6	10,347	.5	68
Air Proving Ground . . . . .	14,920	.5	14,516	.7	97
Air University . . . . .	13,153	.5	12,108	.6	92
Caribbean Air . . . . .	5,669	.2	4,623	.2	82
Air Finance Center . . . . .	861	.1	927	.1	108

Source: Materiel Statistics Division, Directorate of Statistical Services, DCS/Comptroller

TABLE 85 - MONETARY VALUE (WORLD-WIDE) OF ORGANIZATIONAL  
UNIT AUTHORIZATION LIST (UAL) EQUIPMENT  
BY COST CATEGORY  
30 SEPTEMBER 1954

(This is a New Table and Does Not Appear in the Previous Fiscal Year Statistical Digest.)

COST CATEGORY	\$ VALUE AUTHORIZED (000's)	PER CENT OF TOTAL	\$ VALUE IN-USE (000's)	PER CENT OF TOTAL	PER CENT VALUE IN-USE TO VALUE AUTHORIZED
TOTAL . . . . .	2,664,270	100.0	1,992,348	100.0	75
Less Than \$10 . . . . .	174,298	6.5	61,549	3.1	35
10 - 19 . . . . .	73,802	2.8	48,718	2.4	66
20 - 29 . . . . .	32,185	1.2	22,560	1.1	70
30 - 39 . . . . .	53,900	2.0	23,547	1.2	44
40 - 49 . . . . .	29,750	1.1	24,666	1.2	83
50 - 59 . . . . .	26,722	1.0	17,862	.9	67
60 - 69 . . . . .	18,069	.7	12,166	.6	67
70 - 79 . . . . .	43,805	1.6	38,899	1.9	89
80 - 89 . . . . .	44,761	1.7	26,847	1.3	60
90 - 99 . . . . .	15,902	.6	13,766	.7	87
100 - 199 . . . . .	140,340	5.3	113,345	5.7	81
200 - 299 . . . . .	82,573	3.1	65,334	3.3	79
300 - 399 . . . . .	53,878	2.0	45,484	2.3	84
400 - 499 . . . . .	55,429	2.1	43,166	2.2	78
500 - 599 . . . . .	38,675	1.5	30,668	1.5	79
600 - 699 . . . . .	21,757	.8	15,314	.8	70
700 - 799 . . . . .	54,767	2.1	28,814	1.4	53
800 - 899 . . . . .	19,686	.7	16,693	.8	85
900 - 999 . . . . .	11,585	.4	9,462	.5	82
1000 - 1999 . . . . .	338,403	12.7	263,374	13.2	78
2000 - 2999 . . . . .	108,873	4.1	82,954	4.2	76
3000 - 3999 . . . . .	232,794	8.7	137,892	6.9	59
4000 - 4999 . . . . .	58,761	2.2	37,836	1.9	64
5000 - 5999 . . . . .	100,009	3.8	51,311	2.6	51
6000 - 6999 . . . . .	65,026	2.4	50,849	2.6	78

TABLE 85 - MONETARY VALUE (WORLD WIDE) OF ORGANIZATIONAL  
UNIT AUTHORIZATION LIST (UAL) EQUIPMENT, BY COST CATEGORY  
30 SEPTEMBER 1954 (CONTINUED)

(This is a New Table and Does Not Appear in the Previous Fiscal Year Statistical Digest.)

COST CATEGORY	\$ VALUE AUTHORIZED (000's)	PER CENT OF TOTAL	\$ VALUE IN-USE (000's)	PER CENT OF TOTAL	PER CENT VALUE IN-USE TO VALUE AUTHORIZED
7000 - 7999 . . . . .	60,987	2.3	35,221	1.8	58
8000 - 8999 . . . . .	38,913	1.5	21,567	1.1	55
9000 - 9999 . . . . .	36,353	1.4	25,419	1.3	70
10000 - 19999 . . . . .	266,861	10.0	195,902	9.8	73
20000 - 29999 . . . . .	60,684	2.3	44,902	2.2	74
30000 - 39999 . . . . .	51,780	1.9	41,259	2.1	80
40000 - 49999 . . . . .	26,098	1.0	23,103	1.2	89
50000 - 59999 . . . . .	8,098	.3	6,217	.3	77
60000 - 69999 . . . . .	17,182	.6	15,682	.8	91
70000 - 79999 . . . . .	6,975	.3	5,552	.3	80
80000 - 89999 . . . . .	2,204	.1	1,858	.1	84
90000 - 99999 . . . . .	3,110	.1	3,293	.2	106
100,000 And Over . . . . .	189,275	7.1	289,297	14.5	153

Source: Materiel Statistics Division, Directorate of Statistical Services, DCS/Comptroller

TABLE 86 - ASSETS IN-USE (WORLD-WIDE) OF ORGANIZATIONAL  
UNIT AUTHORIZATION LIST (UAL) EQUIPMENT, BY COST CATEGORY  
30 SEPTEMBER 1954

(This is a New Table and Does Not Appear in the Previous Fiscal Year Statistical Digest.)

	NUMBER OF LINE ITEMS	PER CENT OF TOTAL	QUANTITY OF ITEMS	PER CENT OF TOTAL
<u>TOTAL</u>	<u>46,378</u>	<u>100.0</u>	<u>35,184,262</u>	<u>100.0</u>
Less Than \$10 . . . . .	11,351	24.5	24,987,056	71.0
10 - 19 . . . . .	5,630	12.1	3,300,493	9.4
20 - 29 . . . . .	3,098	6.7	951,182	2.7
30 - 39 . . . . .	2,267	4.9	763,610	2.2
40 - 49 . . . . .	1,572	3.4	555,459	1.6
50 - 59 . . . . .	1,288	2.8	360,167	1.0
60 - 69 . . . . .	1,021	2.2	198,151	.6
70 - 79 . . . . .	988	2.1	517,639	1.5
80 - 89 . . . . .	603	1.3	325,740	.9
90 - 99 . . . . .	600	1.3	319,522	.9
100 - 199 . . . . .	3,592	7.7	766,458	2.2
200 - 299 . . . . .	1,963	4.2	473,895	1.3
300 - 399 . . . . .	1,426	3.1	488,816	1.4
400 - 499 . . . . .	950	2.0	276,509	.8
500 - 599 . . . . .	725	1.6	67,024	.2
600 - 699 . . . . .	660	1.4	28,422	.1
700 - 799 . . . . .	453	1.0	40,283	.1
800 - 899 . . . . .	380	.8	20,586	.1
900 - 999 . . . . .	296	.6	10,777	a/
1000 - 1999 . . . . .	2,393	5.2	297,395	.8
2000 - 2999 . . . . .	934	2.0	43,034	.1
3000 - 3999 . . . . .	572	1.2	215,984	.6
4000 - 4999 . . . . .	441	1.0	9,862	a/
5000 - 5999 . . . . .	362	.8	10,676	a/
6000 - 6999 . . . . .	283	.6	8,061	a/
7000 - 7999 . . . . .	349	.8	5,258	a/
8000 - 8999 . . . . .	167	.4	2,599	a/
9000 - 9999 . . . . .	175	.4	2,764	a/
10000 - 19999 . . . . .	673	1.4	15,126	a/
20000 - 29999 . . . . .	137	.3	1,936	a/

TABLE 86 - ASSETS IN-USE (WORLD-WIDE) OF ORGANIZATIONAL  
UNIT AUTHORIZATION LIST (UAL) EQUIPMENT, BY COST CATEGORY  
30 SEPTEMBER 1954 (CONTINUED)

(This is a New Table and Does Not Appear in the Previous Fiscal Year Statistical Digest.)

	NUMBER OF LINE ITEMS	PER CENT OF TOTAL	QUANTITY OF ITEMS	PER CENT OF TOTAL
30000 - 39999 . . . . .	63	.1	1,201	a/
40000 - 49999 . . . . .	45	.1	536	a/
50000 - 59999 . . . . .	22	a/	129	a/
60000 - 69999 . . . . .	11	a/	243	a/
70000 - 79999 . . . . .	9	a/	75	a/
80000 - 89999 . . . . .	10	a/	22	a/
90000 - 99999 . . . . .	3	a/	36	a/
100,000 And Over . . . . .	50	.1	1,690	a/
Unit Cost Unknown . . . . .	816	1.8	115,846	.3

a/ Less than one-tenth of one per cent

Source: Materiel Statistics Division, Directorate of Statistical Services, DCS/Comptroller

TABLE 87 - DISTRIBUTION OF IN-USE NON-STOCK LISTED ITEMS IN  
UNIT AUTHORIZATION LIST SYSTEM, BY COMMAND <sup>1/</sup>  
30 SEPTEMBER 1954

(This is a New Table and Does Not Appear in the Previous Fiscal Year Statistical Digest.)

COMMAND	NUMBER OF LINE ITEMS	PER CENT OF TOTAL	QUANTITY OF ITEMS	PER CENT OF TOTAL
<u>TOTAL</u>	<u>41,537</u>	<u>100.0</u>	<u>513,535</u>	<u>100.0</u>
Air Training . . . . .	13,584	32.7	93,690	18.2
Air Materiel . . . . .	5,125	12.3	57,081	11.2
Air Defense . . . . .	4,601	11.2	29,001	5.6
Military Air Transport Service . . . . .	4,535	10.9	21,370	4.2
Air Research and Development . . . . .	3,422	8.2	34,303	6.7
Strategic Air . . . . .	2,183	5.3	16,815	3.3
Air University . . . . .	2,127	5.1	10,657	2.1
U. S. Air Forces in Europe . . . . .	1,842	4.4	198,937	38.8
Headquarters . . . . .	1,348	3.2	6,899	1.3
Tactical Air . . . . .	1,146	2.8	7,943	1.5
Continental Air . . . . .	579	1.4	2,070	.4
Air Proving Ground . . . . .	352	.8	3,813	.7
Caribbean Air . . . . .	268	.6	1,151	.2
Far East Air Forces . . . . .	254	.6	29,348	5.7
Alaskan Air . . . . .	158	.4	411	.1
Air Finance Center . . . . .	13	.1	46	a/

<sup>1/</sup> USAF Security Service and Northeast Air Command had negative reports.

a/ Less than one-tenth of one per cent.

Source: Materiel Statistics Division, Directorate of Statistical Services, DCS/Comptroller



TABLE 88 - DISTRIBUTION OF IN-USE NON-STOCK LISTED ITEMS  
 IN UNIT AUTHORIZATION LIST SYSTEM  
 BY PROPERTY SUB-CLASS CODE  
 30 SEPTEMBER 1954

(This is a New Table and Does Not Appear in the Previous Fiscal Year Statistical Digest.)

PROPERTY SUB-CLASS CODE	SUB-CLASS CODE DESCRIPTION	NUMBER OF LINE ITEMS	PER CENT OF TOTAL	QUANTITY OF ITEMS	PER CENT OF TOTAL
<u>TOTAL</u>		<u>41,537</u>	<u>100.0</u>	<u>513,535</u>	<u>100.0</u>
3500	Furniture and Fixtures . . . . .	8,730	21.0	147,617	28.0
FGNM	Medical . . . . .	4,710	11.0	16,330	3.0
8100	Shop Machinery . . . . .	3,508	8.0	13,172	3.0
2800	Miscellaneous Training Devices . . .	2,870	7.0	2,990	1.0
8600	Office Equipment . . . . .	1,830	4.0	10,414	2.0
6920	Food Service Equipment . . . . .	1,576	4.0	71,810	14.0
2900	Motion Picture Equipment, Aircraft Armament . . . . .	1,134	3.0	2,870	1.0
8200	Flying Field, Hangar Equipment . . .	970	3.0	5,555	1.0
3550	Furnishings . . . . .	447	1.0	80,373	16.0
	All Other . . . . .	15,762	38.0	162,404	31.0

Source: Materiel Statistics Division, Directorate of Statistical Services, DCS/Comptroller

TABLE 89 - USAF VEHICLE INVENTORY BY MAJOR AIR COMMAND AND SUB-CLASS CODE  
AS OF 30 JUNE 1955

(This is a New Table and Does Not Appear in the Previous Fiscal Year Statistical Digest.)

PROPERTY SUB-CLASS CODE	TOTAL VEHICLES	AAC	ADC	APFN	AMC	APGC	ARDC	ATC	AU	CAIRC	CAP	CONAC	FEAP	HQC	JMS	MATS	NEAC	SAC	TAC	USAPA	USAFE	USAFSS	
<b>TOTAL</b>	<b>189,499</b>	<b>4,688</b>	<b>6,976</b>	<b>13</b>	<b>56,369</b>	<b>1,509</b>	<b>3,529</b>	<b>12,570</b>	<b>833</b>	<b>396</b>	<b>141</b>	<b>6,087</b>	<b>23,809</b>	<b>1,189</b>	<b>78</b>	<b>6,409</b>	<b>4,893</b>	<b>20,933</b>	<b>7,562</b>	<b>21</b>	<b>30,168</b>	<b>1,326</b>	
AF5001	16,646	424	609	-	4,814	123	295	903	41	20	29	811	2,219	28	3	544	656	1,595	654	-	2,836	42	
5005	2,096	132	275	-	212	11	73	204	4	2	-	68	107	5	-	85	178	535	73	2	130	-	
5010	3,655	80	261	-	880	39	136	372	19	11	-	66	401	9	4	132	75	617	146	-	407	-	
5015	17,188	306	675	3	7,105	129	383	1,025	52	46	-	171	2,137	56	10	586	344	1,852	521	1	1,771	15	
5020	1,102	11	100	-	542	8	41	76	1	-	-	7	53	5	-	29	8	134	27	-	60	-	
5025	25,098	491	1,175	5	4,664	168	426	2,549	396	102	56	571	4,289	826	27	940	805	2,320	661	14	4,445	168	
5030	924	-	-	-	87	6	1	65	6	2	-	2	45	5	-	5	-	686	14	-	-	-	
5035	52,689	1,351	1,837	5	13,490	599	1,090	4,300	213	130	9	1,160	6,239	160	32	2,122	1,220	6,016	2,440	1	9,685	590	
5040	30,502	581	534	-	11,120	84	303	987	9	31	46	1,242	3,996	28	-	857	544	2,690	1,624	3	5,453	370	
5045	19,101	459	651	-	6,892	208	444	960	26	18	1	336	1,971	35	1	630	437	2,495	722	-	2,675	140	
5050	2,041	100	57	-	641	15	45	111	6	4	-	102	297	2	-	45	56	211	46	-	303	-	
5060	5,651	206	193	-	1,976	25	104	337	20	8	-	545	579	7	-	109	136	510	115	-	781	-	
5065	3,747	228	124	-	1,299	24	54	119	4	5	-	434	444	5	-	53	119	205	63	-	567	-	
5070	484	31	2	-	232	-	3	1	-	-	-	48	54	-	-	6	35	10	-	-	61	1	
5075	1,757	158	83	-	615	12	19	74	1	1	-	65	349	7	-	41	58	83	33	-	158	-	
5080	2,666	95	125	-	787	9	50	109	9	-	-	244	95	11	-	76	90	532	64	-	370	-	
FSC																							
2410	1,650	28	50	-	480	20	31	69	5	6	-	143	307	-	-	19	69	118	38	-	267	-	
2420	1,731	6	142	-	164	16	30	302	21	10	-	70	227	-	1	123	37	317	123	-	142	-	
2430	2	-	-	-	2	-	-	-	-	-	-	-	-	-	-	-	-	-	-	-	-	-	
Other <sup>a/</sup>	769	1	83	-	367	13	1	7	-	-	-	2	-	-	-	7	26	7	198	-	57	-	

<sup>a/</sup>"Other" consists of non-stock listed items and property sub-class codes not listed above.

Source: Materiel Statistics Division, Directorate of Statistical Services, DCS/Comptroller



*Fiscal*



***PART***

**X**



## FISCAL

This section reflects the funding operations of the various Air Force Appropriations and/or funds with the respective major programs for the fiscal years indicated in the title of each table. Some of the related budget tables are to be found in other areas of the publications such as reports on the Air National Guard, Reserve Forces, Mutual Defense Assistance Program, and Research and Development.

### DEFINITIONS

#### APPROPRIATION

An authorization by an Act of Congress to incur obligations for specified purposes and to make payments therefor out of the Treasury. (AFM 170-3)

#### APPROPRIATION ACCOUNT

An account established to make amounts available for obligation and expenditure from the Treasury. In Budget-Treasury Regulation 1, appropriation accounts include not only accounts to which money is directly appropriated, but also revolving funds, working funds, trust funds, etc. Appropriation accounts do not include official deposit funds. (AFM 170-3)

#### APPROPRIATION REIMBURSEMENT

Consists of earnings or collections for commodities, work, or services furnished or to be furnished between appropriations or to an individual, firm or corporation to be credited to an appropriation account. (AFM 170-3)

#### BUDGET PROGRAM

A subdivision established under an appropriation to identify a significant segment of Air Force operations. (AFM 170-3)

#### EXPENDITURE

The amount of liability incurred for goods and services received or assets acquired for which payment has been made. Synonymous with disbursements less expenditure refunds. (AFM 170-3)

#### FUND

A sum of money or other resources, usually segregated, to be expended or used for specified purposes. (AFM 170-3)

#### OBLIGATION

The amount of an order placed, contract awarded, or service received, or any transaction which establishes a legal requirement for the ultimate disbursement of funds. (AFM 170-3)

#### OBLIGATIONAL AUTHORITY

An authorization by an Act of Congress to procure goods and services within a specified amount, pursuant to an appropriation or other statutory provision. (AFM 170-3)

#### OBLIGATIONS INCURRED

Amounts of orders placed, contracts awarded, services received, and similar transactions during a given period requiring future payment of money.

#### PROJECT ACCOUNT CLASSIFICATION

In appropriation and fund accounting, an approved system of subdivision of an appropriation or subappropriation for administrative use. (AFM 170-3)

#### REAL PROPERTY

Any interest in land and anything permanently attached to it, including structures, fixtures, and other improvements. (AFM 170-3)

#### UNLIQUIDATED OBLIGATION

An obligation incurred for which payment has not been made. (AFM 170-3)

#### UNOBLIGATED BALANCE

That portion of an authorization which has not been obligated. (AFM 170-3)

TABLE 90 - DEPARTMENT OF THE AIR FORCE - AMOUNTS AVAILABLE FOR OBLIGATION DURING FISCAL YEAR 1955  
REFLECTING NEW OBLIGATING AUTHORITY AND THE APPLICATION OF PRIOR YEAR UNOBLIGATED BALANCES

(Excludes reimbursements. In thousands of dollars. Figures in parentheses indicate minus amounts.)

APPROPRIATION TITLES AND CITATIONS OF PUBLIC LAWS	OBLIGATING AUTHORITY ENACTED	CASH TRANSFERS <sup>a/</sup>	FISCAL YEAR 1955 PROGRAM			UNOBLIGATED CARRYOVER OF PRIOR YEARS PROGRAMS	TOTAL AVAILABLE FOR OBLIGATION DURING FY 1955
			NET NEW OBLIGATING AUTHORITY	UNOBLIGATED CARRYOVER APPLIED TO FY 1955 PROGRAMS	TOTAL FY 1955 PROGRAMS		
<u>All Appropriations - Total</u> . . . . .	<u>11,557,930</u>	<u>157,833</u>	<u>11,715,763</u>	<u>4,407,096</u>	<u>16,122,859</u>	<u>2,479,445</u>	<u>18,602,304</u>
<u>Aircraft and Related Procurement (Continuing)</u>							
P. L. 458, 83rd Congress . . . . .	2,760,000	24,624	2,844,624	2,523,951	5,428,575	1,918,846	7,347,421
<u>Major Procurement Other Than Aircraft (Continuing)</u>							
P. L. 458, 83rd Congress . . . . .	674,364	-	674,364	598,543	1,272,907	454,310	1,727,217
<u>Military Construction (Continuing)</u>							
P. L. 663, 83rd Congress . . . . .	630,000	-	630,000	1,207,492	1,837,492	-	1,837,492
<u>Maintenance and Operations, 1955</u>							
P. L. 458, 83rd Congress . . . . .	3,502,792	(50,226)	3,452,566	-	3,452,566	-	3,452,566
<u>Military Personnel, 1955</u>							
P. L. 458, 83rd Congress . . . . .	3,356,704	110,377	3,467,101	-	3,467,101	-	3,467,101
<u>Research and Development (Continuing)</u>							
P. L. 458, 83rd Congress . . . . .	418,070	2,300	420,370	17,110	437,480	106,289	543,769
<u>Reserve Personnel, 1955</u>							
P. L. 458, 83rd Congress . . . . .	28,070	3,889	31,859	-	31,889	-	31,889
<u>Air National Guard, 1955</u>							
P. L. 458, 83rd Congress . . . . .	160,000	6,849	166,849	-	166,849	-	166,849
<u>Contingencies, 1955</u>							
P. L. 458, 83rd Congress . . . . .	28,000	-	28,000	-	28,000	-	28,000

a/ See Schedule on following page for detail of cash transfers during Fiscal Year 1955

Source: Financial Management Division, Directorate of Budget, DCS/Comptroller

DEPARTMENT OF THE AIR FORCE - DETAIL OF CASH TRANSFERS DURING FISCAL YEAR 1955

(In support of Column 2 of table - Department of the Air Force - Amounts Available for Obligation During Fiscal Year 1955)

APPROPRIATION TITLES	CITATIONS OF PUBLIC LAWS				TOTAL
	P.L. 216 81ST CONGRESS	P.L. 179 83RD CONGRESS	P.L. 458 83RD CONGRESS	P.L. 24 84TH CONGRESS	
Aircraft and Related Procurement (Continuing) . . . . .		84,624			84,624
Maintenance and Operations, 1955. . . . .	512		(10,738)	(40,000)	(50,226)
Military Personnel, 1955. . . . .	397			110,000	110,397
Research and Development (Continuing). . . . .			2,300		2,300
Reserve Personnel, 1955. . . . .			3,889		3,889
Air National Guard, 1955 . . . . .			6,849		6,849
Reserve Tools and Facilities, O. S. D., 1954 . . . . .		(84,624)			(84,624)
Emergency Fund, O. S. D., 1955 . . . . .			(2,300)		(2,300)
Marine Corps Troops and Facilities, 1955 . . . . .				(13,000)	(13,000)
Aircraft and Facilities, Navy, 1955. . . . .				(5,000)	(5,000)
Ships and Facilities, Navy, 1955 . . . . .				(9,000)	(9,000)
Ordnance and Facilities, Navy, 1955. . . . .				(14,000)	(14,000)
Maintenance and Operations, Army, 1955 . . . . .	(909)			(22,000)	(22,909)
Army National Guard, 1955. . . . .				(5,000)	(5,000)
Reserve Personnel Requirements, Army, 1955 . . . . .				(2,000)	(2,000)

Source: Financial Management Division, Directorate of Budget, DCS/Comptroller

TABLE 91 - ACTIVITY IN AIR FORCE MANAGEMENT FUNDS DURING YEAR- FY 1955

The Air Force Management Fund was established under Section 406, Public Law 216, 81st Congress. National Security Act Amendments of 1949 to provide a means for simplifying administration of and bookkeeping for financial transactions of either a continuing or a one-time project to be financed by two or more appropriations, where the expenditures are not readily allocable to such appropriations initially. Figures in parentheses indicate minus amounts.

	TOTAL DURING FY 1955	PROGRAM YEAR 1955	PROGRAM YEAR 1954	PROGRAM YEAR 1953	PROGRAM YEAR 1952
1	Unobligated Balance, 1 July 1954:				
1(a)	Available for New Obligations in FY 1955				
	(Corpus Only) . . . . .	1,000,000	-	1,000,000	-
1(b)	Available only for Adjustment of Prior Years				
	Obligations . . . . .	21,811,726	-	3,390,079	18,264,192
2	Unliquidated Obligations, 1 July 1954 . . . . .				
		47,669,962	-	5,043,626	42,394,946
3	Unexpended Balance, 1 July 1954 . . . . .				
		70,481,688	-	9,433,705	60,659,138
4	Transfer of Corpus . . . . .				
		-	1,000,000	(1,000,000)	-
5	Deposits by Source:				
6	"Major Procurement other than Aircraft, Air Force" . . . . .				
		29,800,000	29,800,000	-	-
7	"Military Construction, Air Force" . . . . .				
		71,500,000	71,500,000	-	-
8	"Maintenance and Operations, Air Force, 1955" . . . . .				
		390,000	390,000	-	-
9	"Research and Development, Air Force" . . . . .				
		3,200,000	3,200,000	-	-
10	"Contingencies, Office of Secretary of Defense, 1955" . . . . .				
		1,500,000	1,500,000	-	-
11	Miscellaneous Reimbursements . . . . .				
		809	-	809	-
12	Total Deposits by Source . . . . .				
		106,390,809	106,390,000	-	809
13	Available for Fiscal Year 1955 Program (Lines 1(a), 4 and 12) . . . . .				
		107,390,000	107,390,000	-	-
14	Obligations Against Fiscal Year 1955 Programs . . . . .				
		102,517,006	102,517,006	-	-
15	Available for Adjustment of Prior Years Obligations (Lines 1(a&b), 4 and 12) FY's 1952, 1953 and 1954 . . . . .				
		21,812,535	-	3,390,079	18,265,001
16	Adjustments in Obligations of Prior Years . . . . .				
		3,953,849	-	185,039	3,811,731
17	Total Available for Expenditure (Lines 3, 4 and 12) . . . . .				
		176,872,497	107,390,000	8,433,705	60,659,947
18	Expenditure Activity During FY 1955 . . . . .				
		54,044,914	28,809,707	4,972,934	20,705,570
19	Return of Prior Year Deposits to Source Appropriation:				
20	"Research and Development, Air Force" . . . . .				
		(1,000,000)	-	(1,000,000)	-
21	"Contingencies, Office of Secretary of Defense, 1954" . . . . .				
		(2,000,000)	-	(2,000,000)	-
22	Miscellaneous Reimbursements . . . . .				
		(2,154)	-	-	(2,154)
23	Total Returns During FY 1955 . . . . .				
		(3,002,154)	-	(3,000,000)	(2,154)
24	Transfer to Certified Claims Account:				
25	Unobligated Balance . . . . .				
		368,412	-	-	168,893
26	Unliquidated Obligations . . . . .				
		1,739,430	-	-	1,108,367
27	Unexpended Balance . . . . .				
		2,103,842	-	-	1,277,260



TABLE 9J - ACTIVITY IN AIR FORCE MANAGEMENT-FUNDS DURING YEAR-FY 1955 (CONTINUED)

	TOTAL DURING FY 1955	PROGRAM YEAR 1955	PROGRAM YEAR 1954	PROGRAM YEAR 1953	PROGRAM YEAR 1952
28 Unobligated Balance, 30 June 1955:					
29 (a) Available for Fiscal Year 1956 Program (Corpus Only) . . . . .	1,000,000	1,000,000	-	-	-
30 (b) Available for Adjustment of Prior Years Obligations (Lines 13 Less 14, Plus 15 Less 16, Less 23, Less 25, Less Corpus) . . . . .	18,361,114	3,872,994	205,040	14,282,223	857
31 Unliquidated Obligations, 30 June 1955 (Lines 2, 14 and 16, Less 18 and 26) . . . . .	98,360,473	73,707,299	255,731	24,392,740	4,703
32 Unexpended Balance, 30 June 1955 . . . . .	117,721,587	78,580,293	460,771	38,674,963	5,560

(a) Reflects status of Air Force accounts prior to certification pursuant to Section 1311, Public Law 663, 83rd Congress.

Source: Financial Management Division, Directorate of Budget, DCS/Comptroller

TABLE 24 - OBLIGATIONS DURING FISCAL YEAR 1955 AGAINST FUNDS AVAILABLE FOR OBLIGATION DURING FISCAL YEAR 1955

(For comparative purposes to the previous fiscal year table, see Table 70, SDFY 54).  
(In thousands of dollars. Figures in parentheses indicate minus amounts.)

PROGRAM NUMBER	APPROPRIATION AND PROGRAM TITLE	AVAILABLE FOR OBLIGATION DURING FY 1955	OBLIGATIONS				
			TOTAL GROSS OBLIGATIONS	FIRST QUARTER	SECOND QUARTER	THIRD QUARTER	FOURTH QUARTER
	<u>All Appropriations-Total, a/</u> . . . . .	<u>19,183,391</u>	<u>15,323,861</u>	<u>2,789,849</u>	<u>4,974,760</u>	<u>3,188,434</u>	<u>4,370,818</u>
	<u>Aircraft and Related Procurement-Total</u> . . . . .	<u>7,499,679</u>	<u>5,018,562</u>	<u>711,137</u>	<u>2,134,394</u>	<u>707,928</u>	<u>1,465,103</u>
	Prior Year Programs . . . . .	2,034,932	1,460,051	193,184	1,458,357	(49,972)	(141,518)
	FY 1955 Program-Total . . . . .	<u>5,464,747</u>	<u>3,558,511</u>	<u>517,953</u>	<u>676,037</u>	<u>757,900</u>	<u>1,606,621</u>
110	Aircraft, Complete . . . . .	2,633,493	1,925,273	453,632	456,358	268,074	747,209
120	Initial Aircraft Component Spares and Spare Parts . . . . .	943,512	529,008	20,000	86,627	73,189	349,192
130	Related Aircraft Procurement . . . . .	677,789	393,392	20,848	32,165	88,692	251,687
140	Modification of In-Service Aircraft and Component Equipment . . . . .	275,120	163,499	7,126	11,844	71,451	73,078
150	Guided Missiles, Complete . . . . .	572,663	455,735	-	67,710	235,047	152,978
180	Industrial Mobilization . . . . .	106,950	24,104	584	5,044	5,269	13,207
190	Procurement Administration . . . . .	69,436	67,500	15,763	16,289	16,178	19,270
	Undistributed . . . . .	185,784	-	-	-	-	-
	<u>Major Procurement Other Than Aircraft-Total</u> . . . . .	<u>1,787,726</u>	<u>986,935</u>	<u>120,016</u>	<u>500,687</u>	<u>199,601</u>	<u>166,631</u>
	Prior Year Programs . . . . .	454,310	348,805	108,184	434,707	13,064	(207,150)
	FY 1955 Program-Total . . . . .	<u>1,333,416</u>	<u>638,130</u>	<u>11,832</u>	<u>65,980</u>	<u>186,537</u>	<u>373,781</u>
210	Weapons, Ammunition and Assist Take-Off Units . . . . .	111,272	74,546	89	9,649	16,970	47,838
220	Ground Powered and Marine Equipment . . . . .	42,718	20,111	210	3,295	2,349	14,257
230	Electronics and Communications Equipment . . . . .	605,251	401,374	487	34,854	126,186	239,847
250	Training Equipment . . . . .	67,058	30,157	1,717	1	9,103	19,336
270	Other Major Equipment . . . . .	190,566	90,387	1,615	13,150	30,307	45,315
299	Classified Project . . . . .	32,045	21,555	7,714	5,031	1,622	7,188
	Undistributed . . . . .	284,506	-	-	-	-	-
	<u>Military Construction-Total b/</u> . . . . .	<u>1,845,892</u>	<u>1,372,957</u>	<u>189,953</u>	<u>308,703</u>	<u>314,677</u>	<u>559,624</u>
	<u>Maintenance and Operations-Total</u> . . . . .	<u>3,633,290</u>	<u>3,633,254</u>	<u>767,922</u>	<u>947,749</u>	<u>921,700</u>	<u>995,883</u>
410	Operation of Aircraft . . . . .	1,069,311	1,057,625	200,641	296,230	273,889	286,865
420	Organization, Base and Maintenance Equipment and Supplies . . . . .	234,978	229,718	6,688	29,115	78,593	115,322
430	Logistical Support . . . . .	1,134,556	1,123,952	256,796	331,450	273,769	261,937
440	Training Support . . . . .	258,888	257,543	81,033	55,799	56,559	64,152
450	Operational Support . . . . .	665,091	662,717	143,504	163,153	169,765	186,295
460	Research and Test Support . . . . .	81,463	81,487	28,865	17,607	15,724	19,291
470	Medical Support . . . . .	78,024	77,164	16,455	19,184	19,372	22,153
480	Service-Wide Support . . . . .	143,912	143,040	33,940	35,211	34,029	39,860
499	Langley Local Supply Stock Fund . . . . .	601	8	-	-	-	8
	Undistributed . . . . .	66	-	-	-	-	-
	Anticipated Reimbursements for MDAP Common Item Orders Transferred to Fiscal Year 1956 Program . . . . .	(33,600)	-	-	-	-	-

TABLE 92 - OBLIGATIONS DURING FISCAL YEAR 1955 AGAINST FUNDS AVAILABLE FOR OBLIGATIONS DURING FISCAL YEAR 1955 (CONTINUED)

(In thousands of dollars. Figures in parentheses indicate minus amounts.)

PROGRAM NUMBER	APPROPRIATION AND PROGRAM TITLE	TOTAL AVAILABLE FOR OBLIGATION DURING FY 1955	OBLIGATIONS				
			TOTAL GROSS OBLIGATIONS	FIRST QUARTER	SECOND QUARTER	THIRD QUARTER	FOURTH QUARTER
	<u>Military Personnel-Total</u> . . . . .	<u>3,645,154</u>	<u>3,631,087</u>	<u>863,847</u>	<u>920,544</u>	<u>892,103</u>	<u>954,593</u>
510	Pay and Allowances . . . . .	3,060,107	3,060,107	727,119	774,185	749,466	809,337
530	Movements, Permanent Change of Station . . . . .	187,205	185,684	47,013	45,711	44,686	48,274
550	Subsistence . . . . .	390,277	377,731	88,390	99,141	96,547	93,653
590	Other Military Personnel Costs . . . . .	7,565	7,565	1,325	1,507	1,404	3,329
	<u>Research and Development-Total</u> . . . . .	<u>544,230</u>	<u>460,176</u>	<u>88,260</u>	<u>109,175</u>	<u>99,552</u>	<u>163,189</u>
	Prior Years Program . . . . .	106,458	89,097	29,487	22,987	12,196	24,429
	<u>FY 1955 Program-Total</u> . . . . .	<u>437,772</u>	<u>371,079</u>	<u>58,773</u>	<u>86,188</u>	<u>87,356</u>	<u>138,762</u>
610	Aircraft . . . . .	34,027	20,612	169	3,366	6,541	10,536
620	Guided Missiles . . . . .	73,978	61,418	2,000	21,569	20,977	16,872
630	Propulsion . . . . .	71,867	61,475	5,473	16,556	7,058	32,388
640	Electronics . . . . .	77,032	65,935	16,553	12,331	12,018	25,033
650	Armament . . . . .	35,685	30,034	394	8,697	9,853	11,090
660	Equipment . . . . .	26,055	22,047	426	3,511	5,827	12,283
670	Science . . . . .	38,941	34,041	7,778	6,297	7,439	12,527
680	Special Projects . . . . .	8,524	6,476	180	464	2,283	3,549
690	Laboratory Operations . . . . .	69,209	69,041	25,800	13,397	15,360	14,484
	Undistributed . . . . .	2,454	-	-	-	-	-
	<u>Reserve Personnel-Total</u> . . . . .	<u>31,976</u>	<u>29,929</u>	<u>8,034</u>	<u>5,857</u>	<u>6,362</u>	<u>9,676</u>
520	Pay and Allowances, Reserve and ROTC . . . . .	26,523	25,285	6,437	4,581	5,755	8,512
540	Travel, Air Force Reserve and ROTC Training Duty . . . . .	1,598	1,424	745	36	56	587
550	Subsistence . . . . .	584	552	413	(33)	38	134
560	Individual Clothing . . . . .	3,184	2,668	439	1,273	513	443
	Undistributed . . . . .	87	-	-	-	-	-
	<u>Air National Guard - Total</u> . . . . .	<u>167,444</u>	<u>163,971</u>	<u>28,746</u>	<u>35,899</u>	<u>44,765</u>	<u>54,561</u>
	<u>Contingencies - Total</u> . . . . .	<u>28,000</u>	<u>26,990</u>	<u>11,934</u>	<u>11,752</u>	<u>1,746</u>	<u>1,558</u>

a/ Reflects status of Air Force accounts prior to certification pursuant to Section 1311, Public Law 663, 83rd Congress. The following amounts reflect the effect of the certification in total by appropriation:

APPROPRIATION	AMOUNT
Aircraft and Related Procurement . . . . .	( 1,085,147 )
Major Procurement Other Than Aircraft . . . . .	( 176,974 )
Military Construction . . . . .	5,571
Maintenance and Operations . . . . .	( 12,645 )
Military Personnel . . . . .	( 1,612 )
Research and Development . . . . .	276
Reserve Personnel . . . . .	( 16 )
Air National Guard . . . . .	( 150 )
Contingencies . . . . .	23
Total . . . . .	( 1,270,674 )

b/ Inasmuch as fiscal records for the Military Construction Appropriation are not maintained by program year, the data shown here represents the activity against all funds available for obligation during Fiscal Year 1955.

Source: Financial Management Division, Directorate of Budget, DCS/Comptroller

TABLE 93 - DEPARTMENT OF THE AIR FORCE - AMOUNTS AVAILABLE FOR EXPENDITURE AND EXPENDITURES DURING FISCAL YEAR 1955

(In thousands of Dollars. Excludes reimbursements. Figures in parentheses indicate minus amounts)

APPROPRIATION AND PROGRAM YEAR	'UNEXPENDED BALANCE 1 JUL 1954	FY 1955 NEW EXPENDITURE AUTHORITY	CASH AND ADMINISTRATIVE TRANSFERS	AVAILABLE FOR EXPENDITURE FY 1955	NET EXPENDITURES FY 1955	LAPSED FUNDS RETURNED TO U. S. TREASURY	UNEXPENDED BALANCE 1 JULY 1955
<u>Total - Military Functions - Air Force</u> . . . . .	<u>23,573,108</u>	<u>11,565,549</u>	<u>297,833</u>	<u>35,436,490</u>	<u>16,385,120</u>	<u>324,259</u>	<u>18,727,111</u>
<u>Total - Direct Appropriations</u> . . . . .	<u>23,354,047</u>	<u>11,557,930</u>	<u>(177,167)</u>	<u>34,734,810</u>	<u>16,511,036</u>	<u>316,766</u>	<u>17,907,008</u>
<u>Aircraft and Related Procurement - Total</u> . . . . .	<u>15,859,779</u>	<u>2,760,000</u>	<u>84,624</u>	<u>18,704,403</u>	<u>6,958,999</u>	-	<u>11,745,404</u>
1948 . . . . .	9,132	-	(5,982)	3,150	556	-	2,594
1949 . . . . .	36,591	-	(13,172)	23,419	16,834	-	6,585
1950 . . . . .	85,235	-	(58,805)	26,430	2,150	-	24,280
1951 . . . . .	1,484,656	-	(455,021)	1,029,635	563,132	-	466,503
1952 . . . . .	3,966,398	-	(1,363,764)	2,602,634	1,534,967	-	1,067,667
1953 . . . . .	6,650,293	-	(485,367)	6,164,926	2,885,414	-	3,279,512
1954 . . . . .	3,627,474	-	(201,840)	3,425,634	1,528,171	-	1,897,463
1955 . . . . .	-	2,760,000	2,668,575	5,428,575	427,775	-	5,000,800
<u>Major Procurement Other Than Aircraft - Total</u> . . . . .	<u>2,735,120</u>	<u>674,364</u>	-	<u>3,409,484</u>	<u>1,054,397</u>	-	<u>2,355,087</u>
1951 . . . . .	404,176	-	(82,039)	322,137	196,885	-	125,252
1952 . . . . .	476,597	-	(24,375)	452,222	193,562	-	258,660
1953 . . . . .	724,219	-	(77,118)	647,101	332,936	-	314,165
1954 . . . . .	1,130,128	-	(415,011)	715,117	308,611	-	406,506
1955 . . . . .	-	674,364	598,543	1,272,907	22,403	-	1,250,504
<u>Military Construction - Total</u> . . . . .	<u>2,018,552</u>	<u>630,000</u>	-	<u>2,648,552</u>	<u>1,016,387</u>	-	<u>1,632,165</u>
<u>Maintenance and Operations - Total</u> . . . . .	<u>1,836,176</u>	<u>3,502,792</u>	<u>(340,226)</u>	<u>4,998,742</u>	<u>3,305,981</u>	<u>290,692</u>	<u>1,402,069</u>
1952 . . . . .	225,090	-	-	225,090	30,538	194,552	-
1953 . . . . .	378,497	-	(60,000)	318,497	167,357	96,140	55,000
1954 . . . . .	1,232,589	-	(230,000)	1,002,589	779,017	-	223,572
1955 . . . . .	-	3,502,792	(50,226)	3,452,566	2,329,069	-	1,123,497
<u>Military Personnel - Total</u> . . . . .	<u>271,750</u>	<u>3,356,704</u>	<u>85,397</u>	<u>3,713,851</u>	<u>3,496,193</u>	<u>15,572</u>	<u>202,086</u>
1953 . . . . .	27,925	-	-	27,925	12,353	15,572	-
1954 . . . . .	243,825	-	(25,000)	218,825	187,701	-	31,124
1955 . . . . .	-	3,356,704	110,397	3,467,101	3,296,139	-	170,962
<u>Research and Development - Total</u> . . . . .	<u>525,434</u>	<u>418,070</u>	<u>2,300</u>	<u>945,804</u>	<u>445,343</u>	-	<u>500,461</u>
1950 . . . . .	(401)	-	(941)	(1,342)	(2,730)	-	1,383
1951 . . . . .	22,260	-	(3,606)	18,654	9,215	-	9,439
1952 . . . . .	40,010	-	(2,282)	37,728	20,808	-	16,920
1953 . . . . .	136,033	-	(2,346)	133,687	92,081	-	41,606
1954 . . . . .	327,532	-	(7,935)	319,597	188,479	-	131,118
1955 . . . . .	-	418,070	19,410	437,480	137,490	-	299,990

TABLE 93 - DEPARTMENT OF THE AIR FORCE - AMOUNTS AVAILABLE FOR EXPENDITURE AND EXPENDITURES DURING FISCAL YEAR 1955 (CONTINUED)

(In thousands of Dollars. Excludes reimbursements. Figures in parenthesis indicate minus amounts)

APPROPRIATION AND PROGRAM YEAR	UNEXPENDED BALANCE 1 JULY 1955	FY 1955 NEW EXPENDITURE AUTHORITY	CASH AND ADMINISTRATIVE TRANSFERS	AVAILABLE FOR EXPENDITURE FY 1955	NET EXPENDITURES FY 1955	LAPSED FUNDS RETURNED TO U. S. TREASURY	UNEXPENDED BALANCE 1 JULY 1955
<u>Reserve Personnel - Total</u> . . . . .	<u>10,013</u>	<u>28,000</u>	<u>(1,111)</u>	<u>36,902</u>	<u>28,389</u>	<u>81</u>	<u>8,432</u>
1952 . . . . .	56	-	-	56	6/	56	-
1953 . . . . .	144	-	-	144	(1)	25	120
1954 . . . . .	9,813	-	(5,000)	4,813	3,684	-	1,129
1955 . . . . .	-	28,000	3,889	31,889	24,706	-	7,183
<u>Air National Guard - Total</u> . . . . .	<u>90,950</u>	<u>160,000</u>	<u>(8,151)</u>	<u>242,799</u>	<u>178,823</u>	<u>9,014</u>	<u>54,962</u>
1953 . . . . .	22,829	-	(10,000)	12,829	3,815	9,014	-
1954 . . . . .	68,121	-	(5,000)	63,121	54,106	-	9,015
1955 . . . . .	-	160,000	6,849	166,849	120,902	-	45,947
<u>Contingencies - Total</u> . . . . .	<u>6,273</u>	<u>28,000</u>	-	<u>34,273</u>	<u>26,524</u>	<u>1,407</u>	<u>6,342</u>
1953 . . . . .	2,237	-	-	2,237	830	1,407	-
1954 . . . . .	4,036	-	-	4,036	1,727	-	2,309
1955 . . . . .	-	28,000	-	28,000	23,967	-	4,033
<u>Total Miscellaneous Accounts</u> . . . . .	<u>219,061</u>	<u>7,619</u>	<u>475,000</u>	<u>701,680</u>	<u>(125,916)</u>	<u>7,493</u>	<u>820,103</u>
<u>Preparation for Sale or Salvage of Military Property - Total</u> . . . . .	<u>10,478</u>	<u>7,619</u>	-	<u>18,097</u>	<u>4,282</u>	<u>5,361</u>	<u>8,454</u>
1953 . . . . .	5,451	-	-	5,451	90	5,361	-
1954 . . . . .	5,027	1,619	-	6,646	708	-	5,938
1955 . . . . .	-	6,000	-	6,000	3,484	-	2,516
<u>Air Force Management Fund</u> . . . . .	<u>70,482</u>	-	-	<u>70,482</u>	<u>(49,344)</u>	<u>2,104</u>	<u>117,722</u>
<u>Air Force Stock Fund</u> . . . . .	<u>136,887</u>	-	<u>315,000</u>	<u>451,887</u>	<u>(80,983)</u>	-	<u>532,870</u>
<u>Air Force Industrial Fund</u> . . . . .	<u>1,010</u>	-	<u>160,000</u>	<u>161,010</u>	<u>27</u>	-	<u>160,983</u>
<u>Consolidated Working Fund</u> . . . . .	<u>204</u>	-	-	<u>204</u>	<u>102</u>	<u>28</u>	<u>74</u>

a/ Expenditure authority extended by Public Law 157, 84th Congress for liquidation of obligations heretofore incurred against such appropriation for assist take-off units and armaments.

b/ Less than \$500.00.

Source: Financial Management Division, Directorate of Budget, DCS/Comptroller

TABLE 94 - DEPARTMENT OF THE AIR FORCE - EXPENDITURES AGAINST FISCAL YEAR 1955 PROGRAMS DURING FISCAL YEAR 1955

(In thousands of Dollars. Figures in parentheses indicate minus amounts.)

APPROPRIATION AND PROGRAM TITLE	TOTAL NET EXPENDITURES	REIMBURSEMENTS COLLECTED	TOTAL GROSS EXPENDITURES	FIRST QUARTER	SECOND QUARTER	THIRD QUARTER	FOURTH QUARTER
<u>All Appropriations - Total</u> . . . . .	<u>7,398,838</u>	<u>411,655</u>	<u>7,810,493</u>	<u>1,345,915</u>	<u>1,975,306</u>	<u>2,023,789</u>	<u>2,464,483</u>
<u>Military Construction a/</u> . . . . .	1,016,387	6,759	1,023,146	194,661	318,296	198,312	311,877
<u>All Appropriations Excluding Military Construction - Total</u> . . . . .	<u>6,362,451</u>	<u>404,896</u>	<u>6,787,347</u>	<u>1,151,254</u>	<u>1,657,010</u>	<u>1,825,477</u>	<u>2,152,606</u>
<u>Aircraft and Related Procurement - Total</u> . . . . .	<u>427,774</u>	<u>15,822</u>	<u>443,596</u>	<u>123,311</u>	<u>41,566</u>	<u>158,227</u>	<u>120,492</u>
Aircraft Complete . . . . .	202,648	14,759	257,407	110,108	21,254	111,565	14,480
Initial Aircraft Component Spares and Spare Parts . . . . .	10,427	772	11,199	37	291	2,038	8,833
Related Aircraft Procurement . . . . .	17,541	16	17,557	58	384	5,259	12,156
Modification of In-Service Aircraft and Component Equipment . . . . .	24,067	4	24,071	1,030	1,670	4,147	17,224
Guided Missiles, Complete . . . . .	64,251	34	64,315	1	795	17,368	46,151
Industrial Mobilization . . . . .	7,645	90	7,735	200	1,272	2,187	4,076
Procurement Administration . . . . .	60,865	147	61,012	11,877	15,900	15,663	17,572
<u>Major Procurement Other Than Aircraft - Total</u> . . . . .	<u>22,404</u>	<u>60,509</u>	<u>82,913</u>	<u>27</u>	<u>31,034</u>	<u>28,546</u>	<u>23,306</u>
Weapons Ammunition and Assist Take-Off Units . . . . .	(32,863)	41,871	9,008	21	275	22,232	(13,520)
Ground Powered and Marine Equipment . . . . .	(5,618)	9,320	3,702	5	488	803	2,406
Electronics and Communications Equipment . . . . .	38,837	2,800	41,637	3	29,825	2,633	9,176
Training Equipment . . . . .	788	13	801	4	7	12	778
Other Major Equipment . . . . .	8,722	6,461	15,203	(21)	319	2,687	12,218
Classified Project . . . . .	12,538	24	12,562	15	120	179	12,248
<u>Maintenance and Operations - Total</u> . . . . .	<u>2,329,069</u>	<u>154,339</u>	<u>2,483,408</u>	<u>313,171</u>	<u>656,699</u>	<u>665,608</u>	<u>847,930</u>
Operation of Aircraft . . . . .	461,556	73,911	535,467	38,524	175,375	136,058	185,510
Organization, Base and Maintenance Equipment and Supplies . . . . .	44,848	18,960	63,808	2,057	10,722	19,729	31,300
Logistical Support . . . . .	872,084	20,704	892,788	128,612	224,815	236,863	302,498
Training Support . . . . .	207,915	11,335	219,250	37,301	57,248	58,964	65,737
Operational Support . . . . .	496,472	16,878	513,350	64,167	121,232	143,937	184,014
Research and Test Support . . . . .	69,977	1,053	71,030	11,912	18,862	19,002	21,254
Medical Support . . . . .	52,994	11,446	64,440	8,805	16,985	18,496	20,154
Service-Wide Support . . . . .	123,437	52	123,489	21,793	31,518	32,636	37,542
Contingencies . . . . .	(214)	-	(214)	-	(58)	(77)	(79)

TABLE 94 - DEPARTMENT OF THE AIR FORCE - EXPENDITURES AGAINST FISCAL YEAR 1955 PROGRAMS DURING FISCAL YEAR 1955 (CONTINUED)

(In Thousands of Dollars. Figures in Parentheses Indicate Minus Amounts.)

APPROPRIATIONS AND PROGRAM TITLE	TOTAL NET EXPENDITURES	REIMBURSEMENTS COLLECTED	TOTAL GROSS EXPENDITURES	FIRST QUARTER	SECOND QUARTER	THIRD QUARTER	FOURTH QUARTER
<u>Military Personnel - Total</u> . . . . .	<u>3,296,139</u>	<u>173,548</u>	<u>3,469,687</u>	<u>671,783</u>	<u>856,325</u>	<u>892,694</u>	<u>1,048,885</u>
Pay and Allowances . . . . .	3,034,207	2,593	3,036,800	637,349	749,121	757,720	892,610
Movements-Permanent Change of Station . . . . .	142,026	213	142,239	16,873	39,329	40,561	45,476
Subsistence . . . . .	115,667	170,658	286,325	16,719	66,638	93,364	109,604
Other Military Personnel Requirements . . . . .	4,239	84	4,323	842	1,237	1,049	1,195
<u>Research and Development - Total</u> . . . . .	<u>137,490</u>	<u>94</u>	<u>137,584</u>	<u>12,010</u>	<u>25,806</u>	<u>41,291</u>	<u>58,477</u>
Aircraft . . . . .	7,605	-	7,605	776	1,271	2,728	2,830
Guided Missiles . . . . .	25,421	-	25,421	-	597	13,560	11,264
Propulsion . . . . .	8,617	-	8,617	25	585	2,166	5,841
Electronics . . . . .	13,818	-	13,818	69	3,391	1,729	8,629
Armament . . . . .	6,931	-	6,931	16	964	1,949	4,002
Equipment . . . . .	2,831	-	2,831	26	123	1,268	1,414
Science . . . . .	10,149	-	10,149	17	2,254	2,843	5,035
Social Projects . . . . .	1,596	-	1,596	180	180	190	1,046
Laboratory Operation . . . . .	60,522	94	60,616	10,901	16,441	14,858	18,416
<u>Reserve Personnel - Total</u> . . . . .	<u>24,706</u>	<u>87</u>	<u>24,793</u>	<u>5,018</u>	<u>4,862</u>	<u>6,117</u>	<u>8,796</u>
Pay and allowances, Reserve and ROTC . . . . .	20,684	-	20,684	3,962	3,692	5,340	7,698
Travel, AF Reserve and ROTC Training Duty . . . . .	1,347	-	1,347	696	59	52	540
Subsistence . . . . .	517	5	522	180	188	52	102
Individual Clothing . . . . .	2,158	82	2,240	180	923	681	456
<u>Air National Guard - Total</u> . . . . .	<u>120,902</u>	<u>497</u>	<u>121,399</u>	<u>15,329</u>	<u>28,829</u>	<u>33,477</u>	<u>43,764</u>
<u>Contingencies - Total</u> . . . . .	<u>23,967</u>	<u>-</u>	<u>23,967</u>	<u>10,605</u>	<u>11,889</u>	<u>517</u>	<u>956</u>

g/ Inasmuch as fiscal records for the Military Construction Appropriation are not maintained by program years, the data shown here represents the activity against all funds available for expenditure during Fiscal Year 1955 for this appropriation.

SOURCE: Financial Management Division, Directorate of Budget, DCS/Comptroller

TABLE 95 - DEPARTMENT OF THE AIR FORCE - EXPENDITURES AGAINST FISCAL YEAR 1954 PROGRAMS DURING FISCAL YEAR 1955

(In thousands of dollars. Figures in parentheses indicate minus amounts.)

APPROPRIATION AND PROGRAM TITLE	TOTAL NET EXPENDITURES	REIMBURSEMENTS COLLECTED	TOTAL GROSS EXPENDITURES	FIRST QUARTER	SECOND QUARTER	THIRD QUARTER	FOURTH QUARTER
<u>All Appropriations - Total</u> . . . . .	<u>3,051,496</u>	<u>19,977</u>	<u>3,071,473</u>	<u>786,514</u>	<u>593,338</u>	<u>877,575</u>	<u>814,046</u>
<u>Aircraft and Related Procurement - Total</u> . . . . .	<u>1,528,171</u>	<u>3,019</u>	<u>1,531,190</u>	<u>147,720</u>	<u>272,130</u>	<u>573,344</u>	<u>537,996</u>
Aircraft, Complete . . . . .	379,738	2,729	382,467	65,578	69,846	36,013	211,030
Initial Aircraft Component Spares and Spare Parts. . . . .	66,859	(110)	66,749	(1,576)	6,177	19,391	42,757
Related Aircraft Procurement . . . . .	165,400	290	165,690	34,544	43,116	56,243	31,787
Modification of In-Service Aircraft and Component Equipment. . . . .	72,062	58	72,120	12,844	17,460	21,081	20,735
Guided Missiles, Complete. . . . .	158,769	-	158,769	32,227	44,952	39,360	42,230
Industrial Mobilization. . . . .	2,515	-	2,515	1,372	609	451	83
Procurement and Production Administration. . . . .	2,920	52	2,972	2,731	156	41	44
Mutual Defense Assistance Program. . . . .	679,908	-	679,908	-	89,814	400,764	189,330
<u>Major Procurement Other Than Aircraft - Total</u> . . . . .	<u>308,611</u>	<u>-</u>	<u>308,611</u>	<u>30,336</u>	<u>53,871</u>	<u>77,680</u>	<u>146,724</u>
Weapons and Ammunition . . . . .	57,380	-	57,380	14,765	9,906	(103)	32,812
Ground Powered and Marine Equipment. . . . .	14,742	-	14,742	(1,702)	6,015	4,073	6,356
Electronics and Communications Equipment . . . . .	78,739	-	78,739	4,608	11,010	23,522	39,599
Training Equipment . . . . .	9,364	-	9,364	843	1,556	2,941	4,024
Other Major Equipment. . . . .	71,657	-	71,657	10,712	18,586	23,271	19,088
Classified Project . . . . .	(3,900)	-	(3,900)	1,110	934	(4,699)	(1,245)
Mutual Defense Assistance Program. . . . .	80,629	-	80,629	-	5,864	28,675	46,090
<u>Military Construction - Total a/</u> . . . . .	<u>-</u>	<u>-</u>	<u>-</u>	<u>-</u>	<u>-</u>	<u>-</u>	<u>-</u>
<u>Maintenance and Operations - Total</u> . . . . .	<u>779,017</u>	<u>12,523</u>	<u>791,540</u>	<u>375,456</u>	<u>189,269</u>	<u>144,040</u>	<u>82,775</u>
Operation of Aircraft. . . . .	297,143	1,864	299,007	128,237	58,242	69,077	43,451
Organization, Base and Maintenance Equipment and Supplies . . . . .	159,205	(87)	159,118	46,706	51,827	37,743	22,842
Logistical Support . . . . .	165,577	3,997	169,574	100,151	41,470	21,116	6,837
Training Support . . . . .	28,157	1,316	29,473	19,011	5,964	3,260	1,238
Operational Support. . . . .	98,008	1,139	99,147	55,236	25,884	10,732	7,295
Research and Test Support. . . . .	8,508	33	8,541	6,631	1,414	324	172
Medical Support. . . . .	10,640	4,294	14,934	10,143	3,275	1,046	470
Service-wide Support . . . . .	11,779	(33)	11,746	9,341	1,193	742	470



TABLE '95 - DEPARTMENT OF THE AIR FORCE - EXPENDITURES AGAINST FISCAL YEAR 1954 PROGRAMS DURING FISCAL YEAR 1955 (CONTINUED)

(In thousands of dollars. Figures in parentheses indicate minus amounts.)

APPROPRIATION AND PROGRAM TITLE	TOTAL NET EXPENDITURES	REIMBURSEMENTS COLLECTED	TOTAL GROSS EXPENDITURES	FIRST QUARTER	SECOND QUARTER	THIRD QUARTER	FOURTH QUARTER
<u>Military Personnel Requirements - Total</u> . . . . .	<u>187,701</u>	<u>4,298</u>	<u>191,999</u>	<u>146,849</u>	<u>12,307</u>	<u>28,437</u>	<u>4,406</u>
Pay and Allowances, Air Force . . . . .	99,571	(20)	99,551	76,863	2,544	18,623	1,521
Movements - Permanent Change of Station . . . . .	27,878	(6)	27,872	22,099	2,445	2,408	920
Subsistence . . . . .	62,404	407	62,811	46,851	6,887	7,203	1,870
Civilian Clothing . . . . .	(3,613)	3,677	64	50	11	2	1
Other Military Personnel Requirements . . . . .	-1,461	240	1,701	986	420	201	94
<u>Research and Development - Total</u> . . . . .	<u>188,479</u>	<u>127</u>	<u>188,606</u>	<u>52,567</u>	<u>50,612</u>	<u>47,287</u>	<u>38,140</u>
Aircraft . . . . .	25,721	-	25,721	5,514	8,218	5,846	6,143
Guided Missiles . . . . .	29,273	-	29,273	13,944	8,828	3,724	2,777
Propulsion . . . . .	30,042	-	30,042	8,553	7,494	8,112	5,883
Electronics . . . . .	40,382	-	40,382	7,109	10,794	13,697	8,782
Armament . . . . .	18,948	-	18,948	3,286	5,169	5,391	5,102
Equipment . . . . .	10,731	-	10,731	2,113	2,369	3,194	3,055
Science . . . . .	19,670	-	19,670	5,229	4,901	5,107	4,433
Special Projects . . . . .	4,737	-	4,737	567	1,231	1,391	1,548
Laboratory Operations . . . . .	8,975	127	9,102	6,252	1,608	825	417
<u>Reserve Personnel Requirements - Total</u> . . . . .	<u>3,684</u>	-	<u>3,684</u>	<u>3,446</u>	<u>92</u>	<u>142</u>	<u>4</u>
Pay and Allowances, Reserve and ROTC . . . . .	3,301	-	3,301	3,191	41	59	10
Travel, AF Reserve and ROTC Training Duty . . . . .	31	-	31	18	11	1	1
Subsistence . . . . .	137	-	137	96	37	5	(1)
Individual Clothing . . . . .	215	-	215	141	3	77	(6)
<u>Air National Guard - Total</u> . . . . .	<u>54,106</u>	<u>10</u>	<u>54,116</u>	<u>29,581</u>	<u>14,564</u>	<u>6,178</u>	<u>3,793</u>
<u>Contingencies - Total</u> . . . . .	<u>1,727</u>	-	<u>1,727</u>	<u>559</u>	<u>493</u>	<u>467</u>	<u>208</u>

a/ Inasmuch as fiscal records for the Military Construction Appropriation are not maintained by program years, data for this appropriation for Fiscal Years 1950 through 1955 funds are shown on the table for Fiscal Year 1955 program.

Source: Financial Management Division, Directorate of Budget, DCS/Comptroller.

TABLE 96 - DEPARTMENT OF THE AIR FORCE - EXPENDITURES AGAINST FISCAL YEAR 1953 PROGRAMS DURING FISCAL YEAR 1955

(In thousands of dollars. Figures in parentheses indicate minus amounts.)

APPROPRIATION AND PROGRAM TITLE	EXPENDITURES						
	TOTAL NET EXPENDITURES	REIMBURSEMENTS COLLECTED	TOTAL GROSS EXPENDITURES	FIRST QUARTER	SECOND QUARTER	THIRD QUARTER	FOURTH QUARTER
<u>All Appropriations - Total</u> . . . . .	<u>3,494,785</u>	<u>14,721</u>	<u>3,509,506</u>	<u>647,976</u>	<u>918,459</u>	<u>952,718</u>	<u>990,353</u>
<u>Aircraft and Related Procurement - Total</u> . . . . .	<u>2,885,414</u>	<u>7,217</u>	<u>2,892,631</u>	<u>479,054</u>	<u>741,605</u>	<u>822,730</u>	<u>849,242</u>
Aircraft, Complete . . . . .	2,039,032	7,075	2,046,107	311,016	598,420	562,607	574,094
Initial Aircraft Component Spares and Spare Parts . . . . .	524,436	-	524,436	85,435	78,043	184,607	176,351
Related Aircraft Procurement . . . . .	158,023	142	158,165	45,792	28,131	31,094	53,148
Modification of In-Service Aircraft and Component Equip . . . . .	46,277	-	46,277	10,368	11,149	12,522	12,238
Guided Missiles, Complete . . . . .	116,982	-	116,982	26,001	25,597	31,765	33,619
Industrial Mobilization . . . . .	624	-	624	432	258	125	(191)
Procurement and Production Administration . . . . .	40	-	40	10	7	10	13
<u>Major Procurement Other Than Aircraft - Total</u> . . . . .	<u>332,936</u>	<u>-</u>	<u>332,936</u>	<u>77,757</u>	<u>88,847</u>	<u>73,540</u>	<u>92,792</u>
Weapons and Ammunition . . . . .	118,434	-	118,434	20,338	34,269	23,635	40,192
Ground Powered and Marine Equipment . . . . .	29,038	-	29,038	9,096	8,600	5,335	6,007
Electronics and Communications Equipment . . . . .	136,743	-	136,743	33,998	30,794	36,833	35,118
Training Equipment . . . . .	16,096	-	16,096	5,135	3,606	3,380	3,975
Other Major Equipment . . . . .	32,416	-	32,416	9,070	8,256	6,561	8,529
Classified Project . . . . .	209	-	209	120	3,322	(2,204)	(1,029)
<u>Military Construction - Total a/</u> . . . . .	<u>-</u>	<u>-</u>	<u>-</u>	<u>-</u>	<u>-</u>	<u>-</u>	<u>-</u>
<u>Maintenance and Operations - Total</u> . . . . .	<u>167,357</u>	<u>7,326</u>	<u>174,683</u>	<u>61,836</u>	<u>49,336</u>	<u>31,651</u>	<u>31,860</u>
Operation of Aircraft . . . . .	122,170	6,689	128,859	41,397	38,705	23,488	25,269
Organization, Base and Maintenance Supplies and Equipment . . . . .	22,006	(18)	21,988	13,973	5,248	2,090	677
Logistical Support . . . . .	11,302	605	11,907	2,886	3,572	3,293	2,156
Training Support . . . . .	1,363	2	1,365	581	215	261	308
Operational Support . . . . .	7,870	31	7,901	2,060	1,094	1,890	2,857
Research and Test Support . . . . .	198	b/	198	97	34	11	56
Medical Support . . . . .	1,958	18	1,976	790	310	510	366
Service - Wide Support . . . . .	490	(1)	489	52	158	108	171
<u>Military Personnel Requirements - Total</u> . . . . .	<u>12,353</u>	<u>168</u>	<u>12,521</u>	<u>491</u>	<u>11,457</u>	<u>490</u>	<u>83</u>
Pay and Allowance, Air Force . . . . .	537	b/	537	(21)	96	411	51
Movements, Permanent Change of Station . . . . .	381	133	514	277	132	76	29
Subsistence . . . . .	11,312	12	11,324	97	11,226	(1)	2
Individual Clothing . . . . .	(21)	23	2	b/	1	b/	1
Other Military Personnel Requirements . . . . .	144	b/	144	138	2	4	b/

TABLE 96 - DEPARTMENT OF THE AIR FORCE - EXPENDITURES AGAINST FISCAL YEAR 1953 PROGRAMS DURING FISCAL YEAR 1955 (CONTINUED)

(In thousands of dollars. Figures in parentheses indicate minus amounts.)

APPROPRIATION AND PROGRAM TITLE	EXPENDITURES						
	TOTAL NET EXPENDITURES	REIMBURSEMENTS -- COLLECTED	TOTAL GROSS EXPENDITURES	FIRST QUARTER	SECOND QUARTER	THIRD QUARTER	FOURTH QUARTER
<u>Research and Development - Total</u> . . . . .	<u>92,081</u>	-	<u>92,081</u>	<u>26,389</u>	<u>26,178</u>	<u>23,455</u>	<u>16,059</u>
Aircraft . . . . .	5,619	-	5,619	1,881	1,814	1,755	169
Guided Missiles . . . . .	5,220	-	5,220	1,925	1,162	1,681	452
Propulsion . . . . .	23,495	-	23,495	5,965	7,576	6,601	3,353
Electronics . . . . .	21,635	-	21,635	5,459	6,240	3,997	5,939
Armament . . . . .	10,272	-	10,272	3,392	3,220	2,510	1,150
Equipment . . . . .	7,541	-	7,541	2,078	1,869	2,030	1,564
Sciences . . . . .	11,645	-	11,645	4,501	2,818	2,300	2,026
Special Projects . . . . .	5,308	-	5,308	653	1,202	2,294	1,159
Laboratory Operations . . . . .	1,346	-	1,346	535	277	287	247
<u>Reserve Personnel Requirements - Total</u> . . . . .	<u>(1)</u>	-	<u>(1)</u>	<u>35</u>	<u>(11)</u>	<u>(23)</u>	<u>(2)</u>
Pay and Allowances, Air Force Reserve and Air Force ROTC . . . . .	8	-	8	40	(9)	(22)	(1)
Travel, Air Force Reserve and Air Force ROTC, Training Duty . . . . .	(1)	-	(1)	b/	(1)	b/	b/
Subsistence . . . . .	b/	-	b/	1	(1)	b/	b/
Individual Clothing . . . . .	(8)	-	(8)	(6)	b/	(1)	(1)
<u>Air National Guard - Total</u> . . . . .	<u>3,815</u>	<u>10</u>	<u>3,825</u>	<u>2,182</u>	<u>845</u>	<u>676</u>	<u>122</u>
<u>Contingencies - Total</u> . . . . .	<u>830</u>	-	<u>830</u>	<u>232</u>	<u>202</u>	<u>192</u>	<u>197</u>

a/ Inasmuch as fiscal records for the Military Construction Appropriation are not maintained by program years, data for this appropriation for Fiscal Years 1950 through 1955 funds are shown on the table for Fiscal Year 1955 program.

b/ Less than \$500.00.

Source: Financial Management Division, Directorate of Budget, DCS/ Comptroller.

TABLE 97 - DEPARTMENT OF THE AIR FORCE - EXPENDITURES AGAINST FISCAL YEAR 1952 PROGRAMS DURING FISCAL YEAR 1955

(In thousands of dollars. Figures in parentheses indicate minus amounts.)

APPROPRIATION AND PROGRAM TITLE	TOTAL NET EXPENDITURES	REIMBURSEMENTS COLLECTED	TOTAL GROSS EXPENDITURES	FIRST QUARTER	SECOND QUARTER	THIRD QUARTER	FOURTH QUARTER
<u>All Appropriations - Total</u> . . . . .	<u>1,779,875</u>	<u>1,160</u>	<u>1,781,035</u>	<u>622,789</u>	<u>561,591</u>	<u>318,672</u>	<u>277,983</u>
<u>Aircraft and Related Procurement - Total</u> . . . . .	<u>1,534,966</u>	<u>1,161</u>	<u>1,535,127</u>	<u>551,550</u>	<u>489,758</u>	<u>271,253</u>	<u>223,566</u>
Aircraft Complete . . . . .	808,883	1,678	810,561	398,941	257,852	55,080	98,688
Initial Aircraft Component Spares and Spare Parts . . . . .	536,014	-	536,014	83,457	183,289	179,976	83,292
Related Aircraft Procurement . . . . .	142,813	-	142,813	51,761	36,286	28,659	26,107
Major Modification/Modernization of Aircraft . . . . .	36,519	(517)	36,002	12,553	9,508	6,574	7,267
Guided Missiles . . . . .	10,747	-	10,747	4,645	2,699	810	2,593
Industrial Mobilization . . . . .	(7)	-	(7)	95	124	155	(381)
Procurement and Production Administration . . . . .	(3)	b/	(3)	(2)	b/	(1)	b/
<u>Major Procurement Other Than Aircraft - Total</u> . . . . .	<u>193,562</u>	<u>-</u>	<u>193,562</u>	<u>58,279</u>	<u>60,411</u>	<u>33,833</u>	<u>41,039</u>
Weapons and Ammunition . . . . .	69,136	-	69,136	21,013	19,669	7,284	21,100
Ground Powered and Marine Equipment . . . . .	23,403	-	23,403	5,799	8,954	6,213	2,437
Electronic and Communication Equipment . . . . .	58,647	-	58,647	19,085	20,173	11,520	7,869
Training Equipment . . . . .	21,418	-	21,418	6,981	6,623	3,310	4,504
Other Major Equipment . . . . .	20,838	-	20,838	5,074	4,978	5,524	5,262
Classified Project . . . . .	120	-	120	327	14	(18)	(203)
<u>Military Construction - Total a/</u> . . . . .	<u>-</u>	<u>-</u>	<u>-</u>	<u>-</u>	<u>-</u>	<u>-</u>	<u>-</u>
<u>Maintenance and Operations - Total</u> . . . . .	<u>30,539</u>	<u>(1)</u>	<u>30,538</u>	<u>6,054</u>	<u>5,919</u>	<u>8,793</u>	<u>9,772</u>
Operation of Aircraft . . . . .	8,690	3	8,693	(9)	(2,571)	3,412	7,861
Organization, Base and Maintenance Supplies and Equipment . . . . .	16,863	(3)	16,860	4,992	7,616	4,014	238
Logistical Support . . . . .	1,040	(11)	1,029	(196)	46	899	280
Training Support . . . . .	2,284	b/	2,284	681	676	335	592
Operational Support . . . . .	771	7	778	174	174	57	5
Research and Test Support . . . . .	115	3	118	b/	(1)	b/	119
Medical Support . . . . .	625	b/	625	363	75	82	105
Service-Wide Support . . . . .	151	b/	151	49	21	46	35

TABLE 97 - DEPARTMENT OF THE AIR FORCE - EXPENDITURES AGAINST FISCAL YEAR 1952 PROGRAMS DURING FISCAL YEAR 1955 (CONTINUED)

(In thousands of dollars. Figures in parentheses indicate minus amounts.)

APPROPRIATION AND PROGRAM TITLE	TOTAL NET EXPENDITURES	REIMBURSEMENTS COLLECTED	TOTAL GROSS EXPENDITURES	FIRST QUARTER	SECOND QUARTER	THIRD QUARTER	FOURTH QUARTER
<u>Research and Development - Total</u> . . . . .	20,808	-	20,808	6,906	5,503	4,793	3,606
Aircraft . . . . .	49	-	49	(37)	833	326	(1,073)
Guided Missiles . . . . .	3,545	-	3,545	2,519	328	88	610
Propulsion . . . . .	3,410	-	3,410	611	848	842	1,109
Electronics . . . . .	3,738	-	3,738	1,151	927	807	853
Armament . . . . .	2,883	-	2,883	606	761	797	719
Equipment . . . . .	3,478	-	3,478	803	1,048	958	669
Science . . . . .	3,159	-	3,159	1,059	978	560	562
Special Projects . . . . .	430	-	430	145	(238)	409	114
Laboratory Operation . . . . .	116	-	116	49	18	6	43
<u>Reserve Personnel Requirements - Total</u> . . . . .	b/	-	b/	b/	b/	b/	b/
Pay and allowance, AF Reserve and AF ROTC . . . . .	b/	-	b/	b/	b/	b/	b/
Travel, AF Reserve and AF ROTC Training Duty . . . . .	b/	-	b/	b/	-	b/	b/
Subsistence . . . . .	b/	-	b/	b/	-	-	b/
Individual Clothing . . . . .	b/	-	b/	b/	-	-	b/

a/ Inasmuch as fiscal records for the Military Construction Appropriation are not maintained by program years, data for this appropriation for Fiscal Year 1950 through 1955 funds are shown on the Table for Fiscal Year 1955 programs.

b/ Less than \$500.

Source: Financial Management Division, Directorate of Budget, DCS/Comptroller.

TABLE 98 - DEPARTMENT OF THE AIR FORCE - EXPENDITURES AGAINST FISCAL YEAR 1951 PROGRAM, DURING FISCAL YEAR 1955

(In Thousands of Dollars. Figures in Parentheses Indicate Minus Amounts.)

APPROPRIATION AND PROGRAM TITLE	PROGRAM NUMBER	TOTAL NET EXPENDITURES	REIMBURSEMENTS COLLECTED	TOTAL GROSS EXPENDITURES	FIRST QUARTER	SECOND QUARTER	THIRD QUARTER	FOURTH QUARTER
(0)		(1)	(2)	(3)	(4)	(5)	(6)	(7)
<u>All Appropriations - Total</u> . . . . .		<u>769,232</u>	<u>45,085</u>	<u>814,317</u>	<u>332,028</u>	<u>209,866</u>	<u>148,568</u>	<u>123,855</u>
<u>Aircraft and Related Procurement - Total</u> . . . . .		<u>563,132</u>	<u>45,085</u>	<u>608,217</u>	<u>274,134</u>	<u>149,934</u>	<u>95,961</u>	<u>88,188</u>
First Destination Transportation . . . . .	101	9	-	9	2	1	b/	6
Aircraft Complete . . . . .	110	125,400	45,085	170,485	50,783	58,260	39,109	22,333
Initial Aircraft Component Spares and Spare Parts . . . . .	120	268,250	-	268,250	162,918	47,481	26,795	31,056
Related Aircraft Procurement . . . . .	130	113,188	-	113,188	39,200	28,948	23,696	21,344
Major Modification/Modernization of Aircraft . . . . .	140	7,005	-	7,005	1,312	1,451	1,460	2,782
Industrial Mobilization . . . . .	180	2,736	-	2,736	599	996	151	990
Procurement and Production Administration . . . . .	190	4	-	4	b/	3	b/	1
Electronics and Communications Equipment . . . . .	230	36,183	-	36,183	16,263	8,059	3,621	8,240
Guided Missiles, Complete . . . . .	150	10,357	-	10,357	3,057	4,735	1,129	1,436
<u>Major Procurement Other Than Aircraft - Total</u> . . . . .		<u>196,885</u>	-	<u>196,885</u>	<u>55,287</u>	<u>58,181</u>	<u>50,309</u>	<u>33,108</u>
First Destination Transportation . . . . .	201	8	-	8	2	1	1	4
Weapons and Ammunition . . . . .	210	33,186	-	33,186	10,526	8,300	10,789	3,571
Ground Powered and Marine Equipment . . . . .	220	68,784	-	68,784	20,287	21,307	18,441	8,749
Electronics and Communications Equipment . . . . .	230	53,312	-	53,312	11,125	17,126	13,683	11,378
Training Equipment . . . . .	250	8,444	-	8,444	1,620	1,639	281	4,904
Other Major Equipment . . . . .	270	33,303	-	33,303	11,763	9,588	7,186	4,766
Classified Project . . . . .	299	(152)	-	(152)	(36)	220	(72)	(264)
<u>Military Construction - Total a/</u> . . . . .		-	-	-	-	-	-	-
<u>Research and Development - Total</u> . . . . .		<u>9,215</u>	-	<u>9,215</u>	<u>2,607</u>	<u>1,751</u>	<u>2,298</u>	<u>2,559</u>
First Destination Transportation . . . . .	601	b/	-	b/	-	b/	-	-
Research . . . . .	610	1,178	-	1,178	560	307	93	218
Major Weapons Components Development . . . . .	620	3,822	-	3,822	876	689	1,376	881
Weapons Systems Development . . . . .	640	3,378	-	3,378	1,070	670	726	912
Human Factor Development . . . . .	660	55	-	55	38	15	(8)	10
Special Projects . . . . .	680	694	-	694	17	70	115	492
Laboratory Operations . . . . .	690	88	-	88	46	b/	(4)	46

a/ Inasmuch as fiscal records for the Military Construction Appropriation are not maintained by program years, data for this Appropriation for Fiscal Years 1950 through 1955 are shown on the table for the Fiscal Year 1955 Program.  
b/ Less than \$500.

Source: Financial Management Division, Directorate of Budget, DCS/Comptroller

TABLE 99 - THE DEPARTMENT OF THE AIR FORCE - EXPENDITURES AGAINST FY 1950 AND PRIOR YEARS, PROGRAMS DURING FY 1955

(In thousands of dollars. Figures in parentheses indicate minus amounts.)

APPROPRIATION AND PROGRAM TITLE	PROGRAM NUMBER	TOTAL NET EXPENDITURES DURING FY 1955	REIMBURSEMENTS COLLECTED DURING FY 1955	GROSS EXPENDITURES DURING FY 1955				
				TOTAL	FIRST QUARTER	SECOND QUARTER	THIRD QUARTER	FOURTH QUARTER
<u>All Appropriations - Total</u>		<u>16,810</u>	-	<u>16,810</u>	<u>11,422</u>	<u>11,255</u>	<u>(1,068)</u>	<u>(4,799)</u>
<u>Aircraft and Related Procurement - Total</u> . . . . .		<u>19,540</u>	-	<u>19,540</u>	<u>11,037</u>	<u>10,986</u>	<u>(1,323)</u>	<u>(1,160)</u>
Transportation to First Destination. . . . .	101 & 442	8	-	8	4	3	b/	1
Aircraft and Related Material. . . . .	110	10,981	-	10,981	6,847	9,730	(492)	(5,104)
Electronic Equipment . . . . .	170	7,491	-	7,491	3,564	457	(542)	4,012
Guided Missiles and Special Materials. . . . .	180	311	-	311	8	78	153	72
Personal Services. . . . .	151	56	-	56	b/	292	(292)	56
Temporary Duty Travel. . . . .	152	b/	-	b/	b/	b/	b/	b/
Industrial Mobilization. . . . .	190	693	-	693	614	426	(150)	(197)
<u>Military Construction - Total a/</u> . . . . .								
<u>Research and Development - Total</u> . . . . .		<u>(2,730)</u>	-	<u>(2,730)</u>	<u>385</u>	<u>269</u>	<u>255</u>	<u>(3,639)</u>
First Destination Transportation . . . . .	601	b/	-	b/	b/	b/	-	-
Research . . . . .	610	(371)	-	(371)	(24)	8	(79)	(276)
Major Weapons Components Development . . . . .	620	733	-	733	194	99	282	158
Weapons System Development . . . . .	640	(3,027)	-	(3,027)	130	60	77	(3,294)
Operational Engineering. . . . .	650	48	-	48	7	45	(1)	(3)
Human Factor Development . . . . .	660	17	-	17	24	(4)	(4)	1
Special Projects . . . . .	670	(112)	-	(112)	58	61	(20)	(211)
Management and Operations. . . . .	680	(18)	-	(18)	(4)	b/	-	(14)

a/ Inasmuch as fiscal records for the Military Construction Appropriation are not maintained by program years, data for this appropriation for Fiscal Years 1950 through 1955 are shown on the table for the Fiscal Year 1955 programs.

b/ Less than \$500.

Source: Financial Management Division, Directorate of Budget, DCS/Comptroller

TABLE 100 - DEPARTMENT OF THE AIR FORCE - STATUS OF UNLIQUIDATED OBLIGATIONS AT BEGINNING AND END OF FISCAL YEAR 1955  
SHOWING OBLIGATIONS AND EXPENDITURES DURING FISCAL YEAR 1955

(In thousands of dollars. Figures in parentheses indicate minus amounts)

APPROPRIATION	FISCAL OR PROGRAM YEAR	UNLIQUIDATED OBLIGATIONS 1 JULY 1954	GROSS OBLIGATIONS DURING FY 1955	TOTAL	GROSS EXPENDITURES DURING FY 1955	UNLIQUIDATED OBLIGATIONS TRANSFERRED TO CERTIFIED CLAIMS	UNLIQUIDATED OBLIGATIONS CARRIED FORWARD INTO FY 1956
<u>All Appropriations - Total a/</u> . . . . .		<u>15,910,463</u>	<u>15,202,247</u>	<u>31,112,710</u>	<u>17,003,634</u>	<u>36,224</u>	<u>14,072,852</u>
<u>Aircraft and Related Procurement - Total</u> . . . . .		<u>11,356,982</u>	<u>5,018,562</u>	<u>16,375,544</u>	<u>7,031,303</u>	-	<u>9,344,241</u>
	1948	4,006	(1,930)	2,076	556	-	1,520
	1949	24,352	(8,450)	15,902	16,834	-	(932)
	1950	53,525	(33,624)	19,901	2,150	-	17,751
	1951	1,182,897	(221,374)	961,523	608,217	-	353,306
	1952	2,698,064	(464,431)	2,233,633	1,536,127	-	697,506
	1953	5,148,341	303,800	5,452,141	2,892,632	-	2,559,509
	1954	2,245,797	1,886,060	4,131,857	1,531,191	-	2,600,666
	1955	-	3,558,511	3,558,511	443,596	-	3,114,915
<u>Major Procurement Other Than Aircraft - Total</u> . . . . .		<u>1,682,268</u>	<u>986,935</u>	<u>2,669,203</u>	<u>1,114,907</u>	-	<u>1,554,296</u>
	1951	290,683	(13,819)	276,864	196,885	-	79,979
	1952	432,695	(122,901)	309,794	193,562	-	116,232
	1953	617,351	(58,031)	559,320	332,936	-	226,384
	1954	341,539	543,556	885,095	308,611	-	576,484
	1955	-	638,130	638,130	82,913	-	555,217
<u>Military Construction - Total</u> . . . . .		<u>811,060</u>	<u>1,372,957</u>	<u>2,184,017</u>	<u>1,023,146</u>	-	<u>1,160,871</u>
<u>Maintenance and Operations - Total</u> . . . . .		<u>1,366,926</u>	<u>3,503,559</u>	<u>4,870,485</u>	<u>3,480,169</u>	<u>24,302</u>	<u>1,366,014</u>
	1952	66,931	(27,817)	39,114	30,538	8,576	-
	1953	318,691	(83,282)	235,409	174,683	15,726b/	45,000b/
	1954	981,304	(18,596)	962,708	791,540	-	171,168
	1955	-	3,633,254	3,633,254	2,483,408	-	1,149,846
<u>Military Personnel - Total</u> . . . . .		<u>212,394</u>	<u>3,647,777</u>	<u>3,860,171</u>	<u>3,674,207</u>	<u>11,601</u>	<u>174,363</u>
	1953	21,309	2,813	24,122	12,521	11,601	-
	1954	191,085	13,877	204,962	191,999	-	12,963
	1955	-	3,631,087	3,631,087	3,469,687	-	161,400



TABLE 100 - DEPARTMENT OF THE AIR FORCE - STATUS OF UNLIQUIDATED OBLIGATIONS AT BEGINNING AND END OF FISCAL YEAR 1955  
SHOWING OBLIGATIONS AND EXPENDITURES DURING FISCAL YEAR 1955 (CONTINUED)

(In thousands of dollars. Figures in parentheses indicate minus amounts)

APPROPRIATION	FISCAL OR PROGRAM YEAR	UNLIQUIDATED OBLIGATIONS 1 JULY 1954	GROSS OBLIGATIONS DURING FY 1955	TOTAL	GROSS EXPENDITURES DURING FY 1955	UNLIQUIDATED OBLIGATIONS TRANSFERRED TO CERTIFIED CLAIMS	UNLIQUIDATED OBLIGATIONS CARRIED FORWARD INTO FY 1956
<u>Research and Development - Total</u> . . . . .		402,034	460,176	862,210	445,564	-	416,646
	1950	(1,025)	(1,005)	(2,030)	(2,731)	-	701
	1951	20,688	(4,436)	16,252	9,216	-	7,036
	1952	36,383	(257)	36,126	20,808	-	15,318
	1953	126,723	4,283	131,006	92,081	-	38,925
	1954	219,265	90,512	309,777	188,606	-	121,171
	1955	-	371,079	371,079	137,584	-	233,495
<u>Reserve Personnel - Total</u> . . . . .		3,914	29,735	33,649	28,476	1	5,172
	1952	(1)	c/	(1)	(1)	(1)	-
	1953	(17)	(51)	(68)	(1)	2	(69)
	1954	3,932	(143)	3,789	3,684	-	105
	1955	-	29,929	29,929	24,793	-	5,136
<u>Air National Guard - Total</u> . . . . .		71,541	155,634	227,175	179,339	103	47,733
	1953	11,909	(7,981)	3,928	3,825	103	-
	1954	59,632	(356)	59,276	54,115	-	5,161
	1955	-	163,971	163,971	121,399	-	42,572
<u>Contingencies - Total</u> . . . . .		3,344	26,912	30,256	26,523	217	3,516
	1953	927	119	1,046	829	217	-
	1954	2,417	(197)	2,220	1,727	-	493
	1955	-	26,990	26,990	23,967	-	3,023

a/ Reflects status of Air Force accounts prior to certification pursuant to Section 1311, Public Law 663, 83rd Congress. The amounts in total by appropriation are:

APPROPRIATION	
Aircraft and Related Procurement (Continuing)	( 1,085,147 )
Major Procurement Other Than Aircraft (Continuing)	( 176,974 )
Military Construction (Continuing)	5,571
Maintenance and Operations, 1954	( 5,584 )
Maintenance and Operations, 1955	( 12,645 )
Military Personnel, 1954	90
Military Personnel, 1955	( 1,612 )
Research and Development (Continuing)	276
Reserve Personnel, 1955	( 16 )
Air National Guard, 1954	( 244 )
Air National Guard, 1955	( 150 )
Contingencies, 1954	( 9 )
Contingencies, 1955	( 23 )
TOTAL	( 1,276,601 )

b/ Represents estimate of unliquidated obligations for assist take-off units and armaments authority for the liquidation of which was extended by Public Law 157, 84th Congress. Exact amount not available.

c/ Less than \$500.

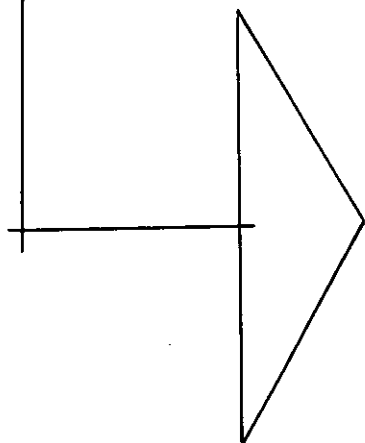
Source: Financial Management Division, Directorate of Budget, DCS Comptroller





# Installations, Construction, Management & Preservation Cost & Storage

INSTALLATIONS, CONSTRUCTION,  
MANAGEMENT & PRESERVATION  
COST & STORAGE



**PART**

**XI**



## INSTALLATIONS, CONSTRUCTION, MANAGEMENT AND PRESERVATION COST, AND STORAGE

The information contained in this section covers a variety of subject matter which has been grouped in the following major divisions:

Installations  
Construction  
Management and Preservation Cost  
Covered Storage Space

### INSTALLATIONS

This section furnishes data on the number and types of installations under the jurisdiction of the USAF. The following definitions are applicable:

Operational: An installation the principal purpose of which is to support an operational mission in peace or in war.

Training: An installation the principal use of which is to support a training mission under the jurisdiction of one of the following:

Air Training Command  
Air University  
Reserve Training under Continental Air Command

Research and Test: An installation the principal use of which is to support a research or test mission.

Logistical: An installation the principal use of which is to support a logistic mission.

Industrial: Plants, airfields, and/or allied facilities controlled by the Air Force through ownership, lease, or permit which are operated under contract for production, modification, and/or research and development of aircraft and related procurement, and which fall under the jurisdiction and accountability of the Air Materiel Command.

Ancillary: An installation subordinate to or in support of an operational, training, research and test, logistical, or industrial installation.

Tenant on Other Services: An installation belonging to another United States Government service on which the Air Force conducts activities.

Active: An Air Force installation in use for the performance of an Air Force function.

Inactive: An Air Force installation not in use for the performance of an Air Force function.

### CONSTRUCTION

This section relates to the progress of new construction for the USAF. The following definitions are applicable:

Authorized: The USAF Military Construction Program as approved by Congress.

Current Program: The scope and dollar amount deemed necessary for completion of a line item determined essential to the mission of the USAF.

Approved Program: Scope and dollar amount approved for implementation of construction and funding by appropriate authority of OSD and/or BOB through apportionment, or program clearance.

Operational Program: The scope and dollar amount released to USAF construction agencies as approved for construction, obligations, and expenditures for the completion of a line item.

### MANAGEMENT AND PRESERVATION COST

This section shows the cost for management and preservation of USAF Installations:

Labor Cost: Costs of all personnel, regardless of the source, performing work attributable to Real Estate Facilities activities.

Materials and Supplies: For use in accomplishing the functions of maintenance, repair and operation of Real Estate Facilities.

Contract and Other: Lump sum and unit price work contracts administered by the installation for preservation and construction, utilities service contracts, and inspection and maintenance contracts administered by Major AF Command Headquarters.

### COVERED STORAGE SPACE

This section describes the amount of covered storage space available to and utilized by the Air Force. The following definitions are applicable:

Total Covered Storage Space: This total is the gross covered space operated by reporting activity minus non-storage space.

Occupied: The portion of net usable space which is occupied by supply mission stock, salvage or surplus.

Vacant: Net usable space which is not occupied by supply mission stock, salvage, or surplus.

TABLE 101 - USAF ACTIVE INSTALLATIONS BY TYPE AND COMMAND  
AS OF 30 JUNE 1955

COMMAND	TOTAL	OPERATIONAL	TRAINING	RESEARCH AND TEST	LOGISTICAL	OTHER <sup>1/</sup>
<u>GRAND - TOTAL</u> . . . . .	<u>2,430</u>	<u>189</u>	<u>57</u>	<u>9</u>	<u>23</u>	<u>2,152</u>
<u>CONTINENTAL - TOTAL</u> . . . . .	<u>1,608</u>	<u>77</u>	<u>56</u>	<u>8</u>	<u>17</u>	<u>1,450</u>
Air Defense . . . . .	251	27	-	-	-	224
Air Finance Division . . . . .	1	-	-	-	-	1
Air Materiel . . . . .	219	-	-	-	17	202
Air Proving Ground . . . . .	92	1	-	1	-	90
Air Research & Development . . . . .	86	-	-	7	-	79
Air Training . . . . .	174	-	44	-	-	130
Air University . . . . .	8	-	1	-	-	7
Continental Air . . . . .	442	-	11	-	-	431
Headquarters . . . . .	68	-	-	-	-	68
Headquarters USAF . . . . .	2	-	-	-	-	2
Military Air Transport Service . . . . .	54	7	-	-	-	47
Strategic Air . . . . .	164	30	-	-	-	134
Tactical Air . . . . .	45	12	-	-	-	33
U.S. Air Force Security Service . . . . .	1	-	-	-	-	1
Armed Forces Special Weapon Project . . . . .	1	-	-	-	-	1
<u>OVERSEAS - TOTAL</u> . . . . .	<u>822</u>	<u>112</u>	<u>1</u>	<u>1</u>	<u>6</u>	<u>702</u>
Alaskan Air . . . . .	44	5	1	-	-	38
Air Defense . . . . .	11	-	-	-	-	11
Air Proving Ground . . . . .	1	-	-	-	-	1
Caribbean Air . . . . .	24	1	-	-	-	23
Far East Air Forces . . . . .	188	29	-	-	2	157
Headquarters . . . . .	15	-	-	-	-	15
Military Air Transport Service . . . . .	50	5	-	-	-	45
Northeast Air . . . . .	45	8	-	-	-	37
Strategic Air . . . . .	34	16	-	-	-	18
U.S. Air Forces in Europe . . . . .	394	47	-	-	4	343
Air Research & Development . . . . .	10	-	-	1	-	9
U.S. Air Force Security Service . . . . .	4	-	-	-	-	4
Joint U.S. Military Group . . . . .	2	1	-	-	-	1

<sup>1/</sup> Includes Industrial, Ancillary, and Tennant on other Services Installations. Per AFR 85-1 superceded by AFR 87-5, 23 September 1955.

SOURCE: Materiel Statistics Division, Directorate of Statistical Services, DCS/Comptroller.

TABLE 102 - USAF INSTALLATIONS BY TYPE AND GEOGRAPHICAL AREA  
AS OF 30 JUNE 1955

TYPE OF INSTALLATIONS	WORLD-WIDE		CONTINENTAL U. S.		OVERSEAS	
	Active	Inactive	Active	Inactive	Active	Inactive
<u>TOTAL ALL TYPES</u> . . . . .	<u>2,430</u>	<u>220</u>	<u>1,608</u>	<u>104</u>	<u>822</u>	<u>116</u>
<u>Total Selected Types <sup>1/</sup></u> . . . . .	<u>278</u>	<u>7</u>	<u>158</u>	<u>7</u>	<u>120</u>	<u>-</u>
Operational . . . . .	189	6	77	6	112	-
Training . . . . .	57	-	56	-	1	-
Research and Test . . . . .	9	-	8	-	1	-
Logistical . . . . .	23	1	17	1	6	-
Industrial, Ancillary and Tennant on Other Services . . . . .	2,152	213	1,450	97	702	116

<sup>1/</sup> Includes only Operational, Training, Research and Test, and Logistical Types.

SOURCE: Materiel Statistics Division, Directorate of Statistical Services, DCS/Comptroller.

TABLE 103 - STATUS OF USAF MILITARY CONSTRUCTION PROGRAM  
CUMULATIVE - FISCAL YEAR 1955 AND PRIOR

AUTHORIZED PUBLIC LAW	CONGRESS	AUTHORIZED PROGRAM	CURRENT PROGRAM	APPROVED PROGRAM	OPERATING PROGRAM
<b>T O T A L . . . .</b>		<b>\$7,407,182,739</b>	<b>\$6,202,545,874</b>	<b>\$5,950,369,721</b>	<b>\$5,920,605,622</b>
PLANNING . . . .		119,117,000	143,499,000	143,499,000	142,468,489
<b>SUB-TOTAL . . . .</b>		<b>7,288,065,739</b>	<b>6,059,046,874</b>	<b>5,806,870,721</b>	<b>5,778,137,133</b>
703 . . . . .	Act 2 Jul 40 . .	154,589,610	154,121,072	154,589,610	154,121,072
626 . . . . .	80/2 . . . . .	1,097,000	1,027,887	1,027,887	1,027,887
30 . . . . .	81/1 . . . . .	85,500,000	84,892,758	85,500,000	84,892,758
60 . . . . .	81/1 . . . . .	37,465,000	37,465,000	37,253,350	37,265,000
415 . . . . .	81/1 . . . . .	100,000,000	100,000,000	100,000,000	100,000,000
420 . . . . .	81/1 . . . . .	59,166,775	54,670,022	53,791,506	54,670,022
564 . . . . .	81/2 . . . . .	193,243,852	176,882,382	177,170,115	176,714,210
564 (Emergency) . .	81/2 . . . . .	10,000,000	10,000,000	10,000,000	10,000,000
799 . . . . .	81/2 . . . . .	57,500,000	57,500,000	57,500,000	57,500,000
838 . . . . .	81/2 . . . . .	3,114,500	3,077,962	3,078,000	3,077,962
910 . . . . .	81/2 . . . . .	883,050,791	844,105,860	827,634,575	837,847,200
910 (Emergency) . .	81/2 . . . . .	-	35,321,936	35,715,524	35,321,936
155 . . . . .	82/1 . . . . .	1,702,824,753	1,317,475,817	1,343,976,087	1,311,721,673
155 (Deficiency) . .	82/1 . . . . .	79,587,000	20,838,471	21,191,935	20,838,471
155 (Emergency) . .	82/1 . . . . .	36,000,000	12,515,538	10,626,292	10,835,039
155 (Sec 302) . . .	82/1 . . . . .	860,807,000	820,372,509	782,512,864	782,271,339
Wherry Housing . . .	81/1 . . . . .	9,059,299	9,059,299	8,953,839	8,759,299
Management Fund . .	82/1 . . . . .	101,000,000	101,000,000	101,000,000	101,000,000
534 . . . . .	82/2 . . . . .	686,575,927	441,621,550	459,234,925	430,707,264
534 (Sec 302) . . .	82/2 . . . . .	1,012,398,000	841,956,423	810,918,334	777,728,865
209 . . . . .	83/1 . . . . .	253,534,232	185,508,762	165,264,298	172,582,995
325 (AF Academy) . .	83/2 . . . . .	126,000,000	22,291,090	12,101,470	12,101,470
534 (FY 55 Auth) . .	83/3 . . . . .	835,552,000	727,342,536	547,830,110	597,150,671

SOURCE: Programs Division, Assistant Chief of Staff, Installations.

TABLE 104 - PROGRESS OF USAF MILITARY CONSTRUCTION PROGRAM - FISCAL YEAR 1955  
(IN MILLIONS OF DOLLARS)

(This is a new table and does not appear in the previous fiscal year Statistical Digest.)

	AUTHORIZED 1/	AVAILABLE 1/	APPORTIONED	RELEASED	CONTRACT AWARD	OBLIGATED	EXPENDED
Cum Prior Years thru FY 54 . . . . .	6,924	5,315	5,108	4,928	4,295	4,108	3,297
FY 55							
July 1954 . . . . .			9	-14	42	63	41
August . . . . .			22	22	59	51	84
September . . . . .			212	121	76	76	69
October . . . . .			227	297	90	69	81
November . . . . .			101	157	106	136	131
December . . . . .			133	131	112	104	103
January 1955 . . . . .			63	51	126	116	60
February . . . . .			1	33	87	82	65
March . . . . .			52	2	150	116	71
April . . . . .			-59	43	150	205	84
May . . . . .			75	67	158	137	105
June . . . . .			6	82	231	218	129
Cum FY 55 . . . . .			842	992	1,387	1,373	1,023
Cum Prior Years thru FY 55 . . . . .	7,407	5,954	5,950	5,920	5,682	5,481	4,320

1/ Includes \$51 million Mutual Security Agency funds and \$9 million of reimbursement funds.

SOURCE: Materiel Statistics Division, Directorate of Statistical Services, DCS/Comptroller.

TABLE 105 - REAL ESTATE FACILITIES MANAGEMENT AND PRESERVATION COST, BY COMMAND  
AS OF 30 JUNE 1955  
(THOUSANDS OF DOLLARS)

(This is a new table and does not appear in the previous fiscal year Statistical Digest.)

C O M M A N D	TOTAL	LABOR COST		MATERIAL AND SUPPLIES	CONTRACT AND OTHER
		Civilian	Military		
<u>TOTAL WORLD-WIDE</u> . . . . .	<u>482,161</u>	<u>169,212</u>	<u>54,136</u>	<u>90,083</u>	<u>168,730</u>
<u>TOTAL CONTINENTAL</u> . . . . .	<u>298,257</u>	<u>130,421</u>	<u>33,832</u>	<u>44,859</u>	<u>89,145</u>
Air Defense . . . . .	35,542	13,371	4,044	4,608	13,519
Air Materiel . . . . .	68,842	42,528	868	9,526	15,920
Air Proving Ground . . . . .	6,226	2,451	970	1,036	1,769
Air Research and Development . . . . .	18,718	7,945	1,378	2,109	7,286
Air University . . . . .	3,471	1,290	603	473	1,105
Continental Air . . . . .	6,477	3,021	474	1,126	1,856
Headquarters . . . . .	2,165	730	315	370	750
Military Air Transport Service . . . . .	14,925	5,182	2,216	2,601	4,926
Strategic Air . . . . .	60,869	19,789	10,013	10,188	20,879
Tactical Air . . . . .	16,718	5,859	2,715	2,837	5,307
Training . . . . .	64,304	28,255	10,236	9,985	15,828
<u>TOTAL OVERSEAS</u> . . . . .	<u>183,904</u>	<u>38,791</u>	<u>20,304</u>	<u>45,224</u>	<u>79,585</u>
Alaskan Air . . . . .	27,443	9,106	3,120	10,680	4,537
Caribbean Air . . . . .	1,979	698	154	222	905
Far East Air Forces . . . . .	52,818	6,844	4,997	10,380	30,597
Military Air Transport Service . . . . .	6,391	2,272	775	2,257	1,087
Northeast Air . . . . .	17,965	6,228	1,932	6,943	2,862
Strategic Air . . . . .	16,015	2,587	3,123	2,436	7,869
U.S. Air Forces in Europe . . . . .	61,293	11,056	6,203	12,306	31,728

SOURCE: Materiel Statistics Division, Directorate of Statistical Services, DCS/Comptroller.

TABLE 106 - REAL ESTATE FACILITIES MANAGEMENT AND PRESERVATION COST, BY MAJOR CATEGORY  
AS OF 30 JUNE 1955  
(THOUSANDS OF DOLLARS)

(This is a new table and does not appear in the previous fiscal year Statistical Digest.)

MAJOR CATEGORY	COST	% OF TOTAL
<u>TOTAL WORLD-WIDE</u> . . . . .	<u>482,161</u>	<u>100</u>
Special Projects . . . . .	87,648	18
Heat and Gas Plants, and Systems . . . . .	79,699	17
Undistributed Cost . . . . .	68,197	14
Electric Plants and Systems . . . . .	52,575	11
Building Structure . . . . .	45,830	10
Fire Protection and Crash . . . . .	45,406	9
Janitor and Sanitation Service . . . . .	18,115	4
Miscellaneous Operations . . . . .	17,883	4
Water Plants and Systems . . . . .	14,906	3
Building Equipment . . . . .	12,501	3
Grounds . . . . .	12,341	2
Other Services . . . . .	9,338	2
Roads and Railroads . . . . .	7,108	1
Sewer Plants and Systems . . . . .	5,032	1
Airfield Pavement . . . . .	3,509	1
Storage Distribution Systems . . . . .	2,047	-
Packaging and Crating . . . . .	26	-

SOURCE: Materiel Statistics Division, Directorate of Statistical Services, DCS/Comptroller.



TABLE 107 - UTILIZATION OF USAF COVERED STORAGE SPACE, BY COMMAND  
AS OF 30 JUNE 1955  
(THOUSANDS OF SQUARE FEET)

COMMAND AND TYPE OF COVERED SPACE	TOTAL COVERED STORAGE SPACE			
	T O T A L	NET USABLE SPACE		
		Total	Occupied	Vacant
<b>CONTINENTAL</b>				
Air Materiel				
Warehouse . . . . .	46,752	28,521	21,036	7,485
Shed . . . . .	1,538	1,146	740	406
Igloo . . . . .	225	222	30	192
Magazine . . . . .	77	72	10	62
Other Covered . . . . .	629	233	194	39
Air Defense 1/				
Warehouse . . . . .	2,539	1,250	1,095	155
Shed . . . . .	58	40	38	2
Igloo . . . . .	-	-	-	-
Magazine . . . . .	162	160	114	46
Other Covered . . . . .	1	1	-	1
Air Proving Ground				
Warehouse . . . . .	311,880	109,062	99,879	9,183
Shed . . . . .	13,143	10,691	8,673	2,018
Igloo . . . . .	25,011	16,284	12,450	3,834
Magazine . . . . .	6,646	5,122	3,976	1,146
Other Covered . . . . .	21,248	14,937	13,264	1,673
Air Research and Development				
Warehouse . . . . .	977	506	481	25
Shed . . . . .	23	15	14	1
Igloo . . . . .	47	35	32	3
Magazine . . . . .	17	13	13	-
Other Covered . . . . .	3	1	1	-
Air Training				
Warehouse . . . . .	1,073	478	451	27
Shed . . . . .	23	18	17	1
Igloo . . . . .	18	13	10	3
Magazine . . . . .	64	50	23	27
Other Covered . . . . .	1	-	-	-
Air University				
Warehouse . . . . .	290	145	145	-
Shed . . . . .	1	1	1	-
Igloo . . . . .	-	-	-	-
Magazine . . . . .	3	3	3	-
Other Covered . . . . .	-	-	-	-
Continental Air				
Warehouse . . . . .	1,044	598	542	56
Shed . . . . .	51	42	25	17
Igloo . . . . .	10	9	9	-
Magazine . . . . .	18	14	13	1
Other Covered . . . . .	7	5	4	1
Headquarters				
Warehouse . . . . .	66	34	34	-
Shed . . . . .	2	1	1	-
Igloo . . . . .	4	2	2	-
Magazine . . . . .	-	-	-	-
Other Covered . . . . .	-	-	-	-
Tactical Air				
Warehouse . . . . .	1,612	793	759	34
Shed . . . . .	53	44	32	12
Igloo . . . . .	80	68	60	8
Magazine . . . . .	67	52	46	6
Other Covered . . . . .	25	12	11	1
Strategic Air				
Warehouse . . . . .	5,827	2,897	2,517	380
Shed . . . . .	102	82	74	8
Igloo . . . . .	243	186	163	23
Magazine . . . . .	178	129	113	16
Other Covered . . . . .	51	18	17	1

TABLE 107 - UTILIZATION OF USAF COVERED STORAGE SPACE, BY COMMAND  
AS OF 30 JUNE 1955 (CONTINUED)  
(THOUSANDS OF SQUARE FEET)

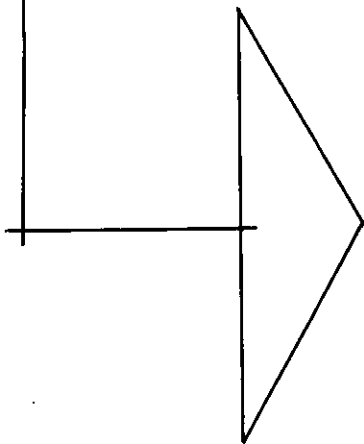
COMMAND AND TYPE OF COVERED SPACE	TOTAL COVERED STORAGE SPACE			
	TOTAL	NET USABLE SPACE		
		Total	Occupied	Vacant
<b>CONTINENTAL (Continued)</b>				
Military Air Transport Service				
Warehouse . . . . .	1,895	921	863	58
Shed . . . . .	34	24	21	3
Igloo . . . . .	26	20	15	5
Magazine . . . . .	26	18	12	6
Other Covered . . . . .	34	20	20	-
Air Force Finance Center				
Warehouse . . . . .	31	14	14	-
Shed . . . . .	-	-	-	-
Igloo . . . . .	-	-	-	-
Magazine . . . . .	-	-	-	-
Other Covered . . . . .	-	-	-	-
USAF Security Service				
Warehouse . . . . .	80	22	22	-
Shed . . . . .	-	-	-	-
Igloo . . . . .	-	-	-	-
Magazine . . . . .	-	-	-	-
Other Covered . . . . .	-	-	-	-
<b>OVERSEAS</b>				
Alaskan Air				
Warehouse . . . . .	885	433	395	38
Shed . . . . .	18	13	13	-
Igloo . . . . .	28	24	15	9
Magazine . . . . .	-	-	-	-
Other Covered . . . . .	7	4	4	-
Caribbean Air				
Warehouse . . . . .	241	132	95	37
Shed . . . . .	15	-	-	-
Igloo . . . . .	2	1	-	1
Magazine . . . . .	5	3	1	2
Other Covered . . . . .	33	23	18	5
Far East Air Forces				
Warehouse . . . . .	3,051	1,237	1,090	147
Shed . . . . .	250	105	55	50
Igloo . . . . .	-	-	-	-
Magazine . . . . .	3	2	-	2
Other Covered . . . . .	8	-	-	-
Northeast Air				
Warehouse . . . . .	1,078	594	546	48
Shed . . . . .	-	-	-	-
Igloo . . . . .	25	19	13	6
Magazine . . . . .	62	45	41	4
Other Covered . . . . .	29	16	14	2
Strategic Air <sup>1/</sup>				
Warehouse . . . . .	1,905	1,056	977	79
Shed . . . . .	23	18	17	1
Igloo . . . . .	-	-	-	-
Magazine . . . . .	88	80	63	17
Other Covered . . . . .	2	2	2	-
U.S. Air Forces in Europe				
Warehouse . . . . .	13,700	7,225	5,796	1,429
Shed . . . . .	340	172	141	31
Igloo . . . . .	240	181	162	19
Magazine . . . . .	686	583	509	74
Other Covered . . . . .	893	350	323	27
Military Air Transport Service				
Warehouse . . . . .	179	67	66	1
Shed . . . . .	-	-	-	-
Igloo . . . . .	-	-	-	-
Magazine . . . . .	-	-	-	-
Other Covered . . . . .	-	-	-	-

<sup>1/</sup> These data are as of 31 December 1954.

SOURCE: Materiel Statistics Division, Directorate of Statistical Services, DCS/Comptroller.



Mutual Defense  
Assistance Program



**PART**

**XII**



**MUTUAL DEFENSE ASSISTANCE PROGRAM (MDAP)**

**DEFINITIONS** - The following definitions apply to the terms used herein:

GRAND AID - Military Assistance to Foreign Countries, free of charge, on a consolidated, yearly basis, funded through annual appropriation by Congress.

REIMBURSABLE AID - A pay - as - you - go plan under which a Foreign Country requests Military Assistance and pays for it at a pre-determined price.

OFF-SHORE PROCUREMENT - Purchase of Military Equipment, Components, and supplies from non-domestic sources of production.

MDAP AIRCRAFT - Aircraft in foreign countries, under the Mutual Defense Assistance Program, currently supported by the USAF plus those which the USAF may be called on to support in the future.

AIRCRAFT ATTRITION - Aircraft lost from MDAP inventories by reason of accident, obsolescence, or in combat.

MOBILE TRAINING TEAMS - A group of qualified personnel with necessary publications, capable of being readily moved to organizations within the Air Force to provide technical instructions on a specific type of equipment or USAF logistics or maintenance procedures.

TECHNICAL REPRESENTATIVES - Individuals obtained on a formal contract basis from manufacturers of Air Force equipment or other concerns to perform services as professional consultants, advisors, instructors, supervisors, operators or technical specialists in matters pertaining to the operation and maintenance-engineering of Air Force equipment.

SPACE - Represents one man-course completed by one student in one class covering a specific subject of instruction.

MDAP (MUTUAL DEFENSE ASSISTANCE PROGRAM) EMPLOYEES - Category of civilian personnel engaged in activities required in carrying out the Mutual Defense Assistance Program as administered by the Air Force. Employment is thus in terms of work units such as man-month equivalent.

TABLE 108 - MDA GRANT AID PROGRAM BY RECIPIENT COUNTRY  
 CUMULATIVE ACCOMPLISHMENT THROUGH FISCAL YEAR 1955  
 (IN THOUSANDS OF DOLLARS)

(For comparative purposes to the previous fiscal year table, see Table 87, SD FY 54.)

Country	Cumulative Program Fiscal Year 1950-1955	Cumulative Deliveries Fiscal Year 1950-1954	CUMULATIVE DELIVERIES				Cumulative Deliveries Fiscal Year 1950-1955
			Fiscal Year 1955				
			First Quarter	Second Quarter	Third Quarter	Fourth Quarter	
<u>Value of Grant Aid - Total</u>	<u>6,475,037</u>	<u>1,705,948</u>	<u>139,131</u>	<u>245,420</u>	<u>959,819</u>	<u>1,199,762</u>	<u>2,905,710</u>
<u>Value of Materiel - Total</u>	<u>5,776,303</u>	<u>1,705,948</u>	<u>139,131</u>	<u>245,428</u>	<u>398,497</u>	<u>612,435</u>	<u>2,318,383</u>
<u>Europe - Total</u>	<u>4,248,147</u>	<u>1,215,089</u>	<u>74,508</u>	<u>146,955</u>	<u>227,333</u>	<u>360,683</u>	<u>1,575,772</u>
Belgium .....	381,110	131,536	6,715	12,108	17,944	29,730	161,266
Denmark.....	141,298	54,031	2,171	7,567	12,595	17,838	71,869
Fed. Rep. Germany.....	628,335	-	-	-	-	-	-
Fed. Rep. Germany (III).....	74,064	-	-	-	-	-	-
France.....	713,785	246,501	13,484	23,539	33,013	97,509	344,010
France (Bud. Supp.).....	56,850	41,664	687	1,449	6,543	12,972	54,636
France (Mark IV).....	86,540	-	560	2,520	2,800	9,702	9,702
France (Lisbon).....	56,400	48,519	5,614	9,537	9,537	7,881	56,400
Italy.....	410,333	157,326	(606) <sup>a/</sup>	8,114	16,791	21,689	179,015
Italy (OSP).....	56,586	-	-	-	-	-	-
Netherlands.....	247,183	92,200	5,900	10,043	12,752	22,242	114,442
Norway.....	246,183	82,598	3,855	9,641	16,665	20,690	103,288
Portugal.....	79,359	32,468	4,616	7,492	13,246	13,379	45,847
Spain.....	95,779	2,869	2,573	5,024	6,007	11,474	14,343
United Kingdom.....	412,950	249,590	24,134	34,200	51,106	53,136	302,726
United Kingdom (OSP).....	261,868	-	-	-	-	4,554	4,554
Yugoslavia.....	224,618	75,787	4,805	15,721	28,334	37,887	113,674
Special Projects.....	94,906	-	-	-	-	-	-
<u>Near East - Total</u>	<u>534,526</u>	<u>195,397</u>	<u>7,967</u>	<u>15,838</u>	<u>30,253</u>	<u>62,157</u>	<u>257,554</u>
Greece.....	174,257	82,816	2,829	5,206	12,703	18,773	101,589
Greece (Part II).....	6,023	4,035	44	71	71	71	4,106
Iran.....	8,890	3,290	259	428	2,110	2,864	6,154
Pakistan.....	34,713	-	-	-	705	1,108	1,108
Turkey (Part I).....	282,844	105,256	4,835	10,133	14,664	39,341	144,597
Turkey (Part II).....	11,882	-	-	-	-	-	-
Special Projects.....	15,917	-	-	-	-	-	-
<u>Asia - Total</u>	<u>946,110</u>	<u>281,543</u>	<u>54,614</u>	<u>72,424</u>	<u>123,638</u>	<u>169,759</u>	<u>451,302</u>
French Indo-China.....	221,087	133,244	29,313	28,711	29,020	30,207	163,451
French Indo-China (Lisbon).....	3,600	3,524	-	258	243	562	4,086
Japan.....	151,008	-	-	-	8,486	9,315	9,315
Korea.....	50,902	529	-	-	7	1,535	2,064
NGRC (Formosa).....	394,274	102,309	17,192	33,970	74,216	110,939	213,248
Philippines.....	22,296	12,766	1,261	1,453	3,164	4,515	17,281
Thailand.....	65,105	29,171	6,848	8,032	8,502	12,686	41,857
Special Projects.....	37,838	-	-	-	-	-	-
<u>Western Hemisphere - Total</u>	<u>47,520</u>	<u>13,919</u>	<u>2,042</u>	<u>10,211</u>	<u>17,273</u>	<u>19,836</u>	<u>33,755</u>
Brazil.....	10,451	4,620	515	1,300	3,436	4,229	8,849
Chile.....	10,068	2,596	252	3,375	3,945	4,468	7,064
Colombia.....	6,813	1,915	423	1,005	3,288	3,084	4,999
Cuba.....	6,545	699	6	78	359	583	1,282
Dominican Republic.....	673	22	110	493	735	1,120	1,142
Ecuador.....	2,829	1,443	435	581	742	1,081	2,524
Peru.....	6,928	2,159	193	2,686	3,901	4,174	6,333
Uruguay.....	2,341	465	108	693	867	1,097	1,562
Special Projects.....	872	-	-	-	-	-	-
<u>Value of Services</u>	<u>698,734</u>	<u>-b/</u>	<u>-b/</u>	<u>-b/</u>	<u>561,322</u>	<u>587,327</u>	<u>587,327</u>
Europe - Total.....	494,777	-	-	-	394,935	405,289	405,289
Near East - Total.....	78,113	-	-	-	67,897	69,587	69,587
Asia - Total.....	75,303	-	-	-	58,172	67,252	67,252
Western Hemisphere - Total.....	7,737	-	-	-	2,800	3,507	3,507
World-Wide Undistributed.....	42,804	-	-	-	37,518	41,692	41,692

a/ Parentheses denote minus quantities.

b/ Expenditures for services were not reported until the third quarter of FY 1955.

SOURCE: Materiel Statistics Division, Directorate of Statistical Services, DCS/Comptroller.

TABLE 109 - MDA GRANT AID PROGRAM BY MATERIEL CATEGORY  
 CUMULATIVE ACCOMPLISHMENT THROUGH FISCAL YEAR 1955  
 (IN THOUSANDS OF DOLLARS)

(For comparative purposes to the previous fiscal year table, see Table 88, Statistical Digest FY 54)

Category	Cumulative Program Fiscal Year 1950-1955	Cumulative Deliveries Fiscal Year 1950-1954	Cumulative Deliveries Fiscal Year 1955				Cumulative Deliveries Fiscal Year 1950-1955
			First Quarter	Second Quarter	Third Quarter	Fourth Quarter	
<b>TOTAL</b>	<b>6,475,037</b>	<b>1,705,948</b>	<b>139,131</b>	<b>245,428</b>	<b>959,819</b>	<b>1,199,762</b>	<b>2,905,710</b>
<b>VALUE OF MATERIEL - TOTAL</b>	<b>5,776,303</b>	<b>1,705,948</b>	<b>139,131</b>	<b>245,428</b>	<b>398,497</b>	<b>612,435</b>	<b>2,318,383</b>
Acft & Aero Equipment.....	3,517,706	1,107,242	60,677	114,475	212,681	338,151	1,445,393
Radios and Radar.....	535,125	89,510	22,333	39,154	62,187	84,168	173,678
Engineering Equip & Supp.....	161,816	68,456	4,678	7,577	18,541	24,099	92,555
Artillery.....	97,198	12,518	1,160	4,345	10,256	27,142	39,660
Quartermaster Equip.....	272,850	82,149	8,537	17,813	20,138	32,780	114,929
Bombs, Rockets & Misc Ammo.....	446,232	237,874	32,384	42,691	45,863	54,297	292,171
Trng Equip, Maint, & Supp.....	60,338	9,720	2,452	5,465	9,452	12,337	22,057
POL for Aircraft.....	4,851	129	-	4	15	2,316	2,445
POL for Other than Acft.....	2,823	608	5	69	170	1,403	2,011
Special Projects (undistributed)..	75,433	-	-	-	-	-	-
Offshore Procurement.....	601,931	97,742	6,905	13,835	19,194	35,742	133,484
<b>VALUE OF SERVICES - TOTAL</b>	<b>698,734</b>	<b>-a/</b>	<b>-a/</b>	<b>-a/</b>	<b>561,322</b>	<b>587,327</b>	<b>587,327</b>

a/ Expenditures for services not reported until the third quarter of FY 1955.

SOURCE: Materiel Statistics Division, Directorate of Statistical Services, DCS/Comptroller.

TABLE 110 - MDA REIMBURSABLE AID PROGRAM BY MATERIEL CATEGORY  
 CUMULATIVE ACCOMPLISHMENT THROUGH FISCAL YEAR 1955  
 (IN THOUSANDS OF DOLLARS)

(For comparative purposes to the previous fiscal year table, see Table 89, Statistical Digest FY 54)

Category	Cumulative Program Fiscal Year 1950-1955	Cumulative Deliveries Fiscal Year 1950-1954	Quarterly Cumulative Deliveries Fiscal Year 1955				Cumulative Deliveries Fiscal Year 1950-1955
			First Quarter	Second Quarter	Third Quarter	Fourth Quarter	
			<b>TOTAL</b>	<b>339,722</b>	<b>189,924</b>	<b>18,744</b>	
Acft & Aeron Equip.....	305,630	175,630	16,523	27,591	43,502	52,139	227,769
Radios and Radar.....	14,876	3,405	1,212	2,849	3,172	4,308	7,713
Artillery.....	468	171	259	83	83	86	257
Bombs, Rockets & Misc. Ammo.....	7,977	6,393	106	232	352	832	225
Engineering Equip & Supp.....	64	56	9	9	8	8	64
Quartermaster Equipment & Supp....	2,733	640	152	211	572	683	1,323
POL for Aircraft.....	4,546	2,481	350	960	1,197	2,061	4,542
POL for Other than Aircraft.....	423	214	37	49	130	209	423
Trng Equipment, Maint, & Supp.....	3,005	934	96	859	862	863	1,797

SOURCE: Materiel Statistics Division, Directorate of Statistical Services, DCS/Comptroller.

**TABLE III - AIRCRAFT DELIVERIES TO MDAP COUNTRIES, BY AREA  
GRANT AID AND OFFSHORE PROCUREMENT  
FISCAL YEAR 1955 AND PRIOR**

(For comparative purposes to the previous fiscal year table, see Table 94, SD FY 54.)

TYPE, MODEL, AND SERIES	CUMULATIVE DELIVERIES AS OF 30 JUNE 54	DELIVERIES DURING FY 1955				
		FIRST QUARTER	SECOND QUARTER	THIRD QUARTER	FOURTH QUARTER	TOTAL FY 55
<b>GRAND TOTAL</b>	<u>5,179</u>	<u>295</u>	<u>210</u>	<u>342</u>	<u>395</u>	<u>1,242</u>
<b>EUROPE - TOTAL</b>	<u>3,548</u>	<u>135</u>	<u>91</u>	<u>43</u>	<u>261</u>	<u>470</u>
<b>Belgium</b>	<u>307</u>	<u>30</u>	<u>4</u>	<u>3</u>	<u>31</u>	<u>68</u>
F-84E	21	-	-	-	-	-
F-84F	-	-	-	-	15	15
F-84G	176	30	4	3	-	37
RF-84F	-	-	-	-	10	10
C-119F	18	-	-	-	-	-
C-119G	22	-	-	-	-	-
T-6D	16	-	-	-	-	-
T-33A	24	-	-	-	6	6
MK-IV (Hvd)	30	-	-	-	-	-
<b>Denmark</b>	<u>157</u>	<u>-</u>	<u>3</u>	<u>9</u>	<u>11</u>	<u>23</u>
PBY-5A	2	-	-	-	-	-
F-84E	6	-	-	-	-	-
F-84G	136	-	3	9	11	23
T-6D	1	-	-	-	-	-
T-33A	12	-	-	-	-	-
<b>France</b>	<u>1,022</u>	<u>21</u>	<u>17</u>	<u>2</u>	<u>131</u>	<u>171</u>
F-84E	46	-	-	-	-	-
F-84F	-	-	-	-	106	106
F-84G	321	-	7	-	-	7
Vampire 5	35	-	-	-	-	-
Vampire 53	75	-	-	-	-	-
Ouragan (MD-450)	185	-	-	-	-	-
Mystere (MD-452)	1	1	8	-	19	28
C-45	1	-	-	-	-	-
C-47	49	-	-	-	-	-
T-6D	119	-	-	-	-	-
T-6G	62	-	-	-	-	-
T-33A	66	-	-	-	6	6
MK-IV (Hvd)	51	-	-	-	-	-
Sipa 12	8	-	2	-	-	2
Morane 733	3	20	-	2	-	22
<b>Italy</b>	<u>629</u>	<u>1</u>	<u>1</u>	<u>-</u>	<u>-</u>	<u>2</u>
F-47D	75	-	-	-	-	-
F-51D	100	-	-	-	-	-
F-84G	256	-	-	-	-	-
C-119G	39	1	1	-	-	2
T-6D	20	-	-	-	-	-
T-6G	30	-	-	-	-	-
T-33A	39	-	-	-	-	-
MK-IV (Hvd)	70	-	-	-	-	-
<b>Netherlands</b>	<u>261</u>	<u>-</u>	<u>1</u>	<u>-</u>	<u>15</u>	<u>16</u>
F-84E	21	-	-	-	-	-
F-84F	-	-	-	-	11	11
F-84G	166	-	1	-	-	1
RF-84F	-	-	-	-	4	4
C-47	16	-	-	-	-	-
T-7	28	-	-	-	-	-
T-33A	30	-	-	-	-	-
<b>Norway</b>	<u>213</u>	<u>6</u>	<u>9</u>	<u>10</u>	<u>6</u>	<u>31</u>
PBY-5	6	-	-	-	-	-
F-84E	6	-	-	-	-	-
F-84G	179	6	9	10	-	25
RT-33A	-	-	-	-	-	-
C-47	10	-	-	-	-	-
T-33A	12	-	-	-	6	6



**TABLE III - AIRCRAFT DELIVERIES TO MDAP COUNTRIES, BY AREA  
GRANT AID AND OFFSHORE PROCUREMENT  
FISCAL YEAR 1955 AND PRIOR (CONTINUED)**

(For comparative purposes to the previous fiscal year table, see Table 94, SD FY 54.)

TYPE, MODEL, AND SERIES	CUMULATIVE DELIVERIES AS OF 30 JUNE 54	DELIVERIES DURING FY 1955					TOTAL FY 55
		FIRST QUARTER	SECOND QUARTER	THIRD QUARTER	FOURTH QUARTER		
<u>Portugal</u>	121	8	4	6	-	18	
F-47D	50	-	-	-	-	-	
F-84G	41	8	4	6	-	18	
SA-16A	3	-	-	-	-	-	
T-6G	20	-	-	-	-	-	
T-33A	6	-	-	-	-	-	
H-19A	1	-	-	-	-	-	
<u>Spain</u>	14	34	32	6	5	77	
SA-16A	2	-	-	-	-	-	
T-6D	-	34	26	-	-	60	
T-33A	12	-	6	3	5	14	
H-19B	-	-	-	3	-	3	
<u>United Kingdom</u>	568 a	-	1	-	-	1	
B-29	84	-	-	-	-	-	
P2V-5	51	-	1	-	-	1	
F-86E	430	-	-	-	-	-	
Hawker-Hunter	-	-	-	-	-	-	
RB-29	3	-	-	-	-	-	
<u>Yugoslavia</u>	256	35	19	7	2	63	
F-47D	126	-	-	-	-	-	
F-84G	90	20	19	5	1	45	
RT-33A	-	-	-	2	1	3	
C-47	16	4	-	-	-	4	
T-33A	24	1	-	-	-	1	
HE-MK-IV	-	10	-	-	-	10	
<u>NEAR EAST - TOTAL</u>	520	54	48	115	116	333	
<u>Greece</u>	194	23	38	24	32	117	
F-84G	173	3	-	5	1	9	
F-86E	-	20	21	8	17	66	
RT-33A	-	-	-	11	9	20	
T-6G	-	-	17	-	-	17	
T-33A	21	-	-	-	5	5	
<u>Iran</u>	12	-	-	23	13	36	
C-47	-	-	-	-	-	-	
T-6D	5	-	-	-	-	-	
LT-6G	-	-	-	23	13	36	
T-13	2	-	-	-	-	-	
L-4	5	-	-	-	-	-	
<u>Pakistan</u>	-	-	-	6	-	6	
T-33A	-	-	-	6	-	6	
<u>Turkey</u>	314	31	10	62	71	174	
F-84G	284	25	10	15	27	77	
F-86E	-	6	-	36	27	69	
RT-33A	-	-	-	11	8	19	
T-33A	30	-	-	-	9	9	
<u>ASIA - TOTAL</u>	1,028	96	43	176	76	391	
<u>French Indo-China</u>	387	4	-	3	-	7	
B-26	71	1	-	-	-	1	
F8F	209	-	-	(10) b/	-	(10) b/	
RB-26	8	-	-	-	-	-	
C-45	6	-	-	-	-	-	
C-47	75	-	-	-	-	-	
C-119G	-	3	-	-	-	3	
L-20	-	-	-	6	-	6	
H-19A	-	-	-	-	-	-	
H-19B	18	-	-	7	-	7	

a/ Includes 370 Ship Sets, not previously included

b/ Parentheses denote minus quantities.

TABLE III - AIRCRAFT DELIVERIES TO MDAP COUNTRIES, BY AREA  
GRANT AID AND OFFSHORE PROCUREMENT  
FISCAL YEAR 1955 AND PRIOR (CONTINUED)

(For comparative purposes to the previous fiscal year table, see Table 94, SD FY 54.)

TYPE, MODEL, AND SERIES	CUMULATIVE DELIVERIES AS OF 30 JUNE 54	DELIVERIES DURING FY 1955				TOTAL FY 55
		FIRST QUARTER	SECOND QUARTER	THIRD QUARTER	FOURTH QUARTER	
<u>Japan</u>	-	-	-	90	15	105
C-46D	-	-	-	15	-	15
T-6D	-	-	-	20	-	20
T-6G	-	-	-	-	-	-
T-6G	-	-	-	45	-	45
T-33A	-	-	-	9	15	24
<u>Korea</u>	10	-	-	-	6	6
F-51D	10	-	-	-	-	-
F-86F	-	-	-	-	-	-
C-46D	-	-	-	-	6	6
<u>NGRC (Formosa)</u>	368	45	43	61	33	182
PBY-5A	-	4	3	3	2	12
P4Y-2	32	-	-	6	-	6
F-47N	195	-	-	-	-	-
F-84C	99	38	12	20	-	70
F-86F	-	-	25	25	25	75
RF-51	18	-	-	-	-	-
RF-86F	-	-	-	3	2	5
RT-33A	2	-	3	-	4	7
T-33A	22	3	-	-	-	3
H-19B	-	-	-	4	-	4
<u>Philippines</u>	108	12	-	12	4	28
F-51D	90	12	-	12	-	24
C-47	4	-	-	-	-	-
T-33A	-	-	-	-	4	4
L-5	9	-	-	-	-	-
H-19A	5	-	-	-	-	-
<u>Thailand</u>	155	35	-	10	18	63
F8F	122	35	-	10	12	57
C-47	3	-	-	-	-	-
T-6F	30	-	-	-	-	-
T-33A	-	-	-	-	6	6
<u>WESTERN HEMISPHERE - TOTAL</u>	83	10	28	8	2	48
<u>Brazil</u>	30	-	-	-	-	-
F-47D	25	-	-	-	-	-
RB-17	2	-	-	-	-	-
SB-17	2	-	-	-	-	-
TB-17	1	-	-	-	-	-
<u>Chile</u>	17	-	10	-	-	10
B-26	-	-	10	-	-	10
F-47D	17	-	-	-	-	-
<u>Colombia</u>	11	3	-	7	-	10
B-26	-	-	-	7	-	7
F-47D	11	3	-	-	-	3
<u>Cuba</u>	2	-	-	1	2	3
F-47	2	-	-	1	2	3
<u>Ecuador</u>	11	7	-	-	-	7
F-47D	11	7	-	-	-	7
T-6D	-	7	-	-	-	7
<u>Peru</u>	12	-	8	-	-	8
B-26	-	-	8	-	-	8
F-47D	12	-	-	-	-	-
<u>Uruguay</u>	-	-	10	-	-	10
T-6D	-	-	10	-	-	10

SOURCE: Materiel Statistics Division, Directorate of Statistical Services, DCS/C.

TABLE 112 - AIRCRAFT DELIVERIES TO MDAP COUNTRIES  
 UNDER THE USAF REIMBURSABLE AID PROGRAM  
 FISCAL YEARS 1950 THROUGH 1955

TYPE, MODEL, AND SERIES	CUMULATIVE DELIVERIES AS OF 30 JUNE 1955	FY 50	FY 51	FY 52	FY 53	FY 54	FY 55
<u>TOTAL</u> . . . . .	<u>496</u>	-	<u>112</u>	<u>73</u>	<u>100</u>	<u>99</u>	<u>112</u>
<u>BOMBER</u> . . . . .	<u>11</u>	-	-	-	-	<u>5</u>	<u>6</u>
B-25 . . . . .	5	-	-	-	-	5	-
B-26 . . . . .	6	-	-	-	-	-	6
<u>FIGHTER</u> . . . . .	<u>186</u>	-	<u>100</u>	<u>5</u>	<u>48</u>	<u>23</u>	<u>10</u>
F-47D . . . . .	73	-	-	5	48	20	-
F-47N . . . . .	3	-	-	-	-	3	-
F-51D . . . . .	110	-	100	-	-	-	10
<u>CARGO</u> . . . . .	<u>59</u>	-	-	-	<u>26</u>	<u>14</u>	<u>19</u>
C-47 . . . . .	3	-	-	-	-	3	-
C-119F . . . . .	35	-	-	-	26	9	-
C-119G . . . . .	9	-	-	-	-	2	7
C-82 . . . . .	12	-	-	-	-	-	12
<u>TRAINER</u> . . . . .	<u>214</u>	-	<u>12</u>	<u>64</u>	<u>20</u>	<u>57</u>	<u>61</u>
T-6D . . . . .	80	-	-	-	-	30	50
T-11 . . . . .	10	-	6	4	-	-	-
T-33A . . . . .	36	-	6	14	-	8	8
T-35 . . . . .	10	-	-	-	6	4	-
TB-17 . . . . .	3	-	-	-	-	-	3
TB-25 . . . . .	75	-	-	46	14	15	-
<u>COMMUNICATIONS</u> . . . . .	<u>18</u>	-	-	<u>4</u>	<u>6</u>	-	<u>8</u>
L-19A . . . . .	6	-	-	-	6	-	-
H-21A . . . . .	6	-	-	-	-	-	6
H-23A . . . . .	4	-	-	4	-	-	-
H-13G . . . . .	2	-	-	-	-	-	2
<u>MISCELLANEOUS</u> . . . . .	<u>8</u>	-	-	-	-	-	<u>8</u>
RB-17 . . . . .	6	-	-	-	-	-	6
SB-17 . . . . .	2	-	-	-	-	-	2

SOURCE: Materiel Statistics Division, Directorate of Statistical Services, DCS/C.

TABLE 113 - MDAF AIRCRAFT INVENTORY BY TYPE AND MODEL  
QUARTERLY, FISCAL YEAR 1955

TYPE AND MODEL	30 SEPTEMBER 1954			31 DECEMBER 1954			31 MARCH 1955			30 JUNE 1955		
	TOTAL	ACTIVE	IN-ACTIVE	TOTAL	ACTIVE	IN-ACTIVE	TOTAL	ACTIVE	IN-ACTIVE	TOTAL	ACTIVE	IN-ACTIVE
<b>AIRCRAFT - TOTAL</b>	<u>6063</u>	<u>5243</u>	<u>820</u>	<u>5869</u>	<u>5038</u>	<u>831</u>	<u>5970</u>	<u>5044</u>	<u>926</u>	<u>6437</u>	<u>5180</u>	<u>1257</u>
<b>BOMBER</b>	274	209	65	265	190	75	275	194	81	275	203	72
B-25	76	40	36	76	44	32	72	37	35	72	41	31
B-26	83	70	13	71	54	17	75	57	18	75	67	8
B-29	9	4	5	9	4	5	9	4	5	9	4	5
PBY-5	26	20	6	29	21	8	33	24	9	34	23	11
P2V-5	50	45	5	51	38	13	51	41	10	51	38	13
P4Y-2	30	30	-	29	29	-	35	31	4	34	30	4
<b>FIGHTER</b>	3138	2821	317	3194	2851	343	3168	2771	397	3477	2803	674
F-47	498	440	58	482	434	48	478	406	72	462	402	60
F-51	131	107	24	126	111	15	93	83	10	100	90	10
F-84	1815	1675	140	1872	1705	167	1854	1649	205	1991	1638	353
F-86	418	334	84	452	373	79	493	412	81	576	403	173
F8F	276	265	11	262	228	34	250	221	29	258	207	51
Hawker-Buiter	-	-	-	-	-	-	-	-	-	68	42	26
Mystere (MD-452)	-	-	-	-	-	-	-	-	-	22	21	1
<b>RECONNAISSANCE</b>	31	31	-	16	14	2	24	24	-	66	65	1
RB-17	2	2	-	2	2	-	2	2	-	4	4	-
RB-25	3	3	-	3	3	-	3	3	-	3	3	-
RB-26	7	7	-	7	5	2	6	6	-	6	6	-
RB-29	3	3	-	3	3	-	3	3	-	3	3	-
RF-51	14	14	-	-	-	-	-	-	-	-	-	-
RF-86	-	-	-	-	-	-	3	3	-	5	4	1
RT-33	2	2	-	1	1	-	7	7	-	45	45	-
<b>SEARCH AND RESCUE</b>	11	11	-	11	9	2	13	9	4	13	12	1
SA-16	5	5	-	5	4	1	5	4	1	5	4	1
SB-17	6	6	-	6	5	1	8	6	2	8	8	-
<b>CARGO</b>	619	550	69	575	498	77	576	491	85	575	482	93
C-45	14	14	-	13	11	2	12	11	1	12	11	1
C-46	128	128	-	128	128	-	136	116	20	133	105	28
C-47	395	329	66	352	294	58	346	309	37	348	312	36
C-54	2	2	-	2	2	-	2	2	-	2	2	-
C-119	80	77	3	80	63	17	80	53	27	80	52	28
<b>TRAINER</b>	1852	1485	367	1695	1366	329	1781	1427	354	1894	1483	411
T-6	975	798	177	1023	838	185	1103	902	201	1142	893	249
LT-6	-	-	-	-	-	-	13	13	-	36	36	-
T-7	13	4	9	-	-	-	-	-	-	-	-	-
T-11	130	75	55	128	79	49	125	56	69	120	47	73
T-13	13	13	-	-	-	-	-	-	-	-	-	-
T-16	181	151	30	-	-	-	-	-	-	-	-	-
T-17	108	78	30	108	78	30	83	63	20	82	49	33
T-33	285	265	20	289	270	19	308	274	34	366	338	28
TB-17	1	1	-	1	1	-	3	3	-	4	4	-
MK-IV (Hvd)	146	100	46	146	100	46	146	116	30	144	116	28
<b>COMMUNICATIONS</b>	138	136	2	113	110	3	133	128	5	137	132	5
L-4	62	60	2	62	62	-	62	62	-	62	62	-
L-5	32	32	-	32	32	-	30	29	1	27	27	-
L-20	12	12	-	-	-	-	17	13	4	17	13	4
H-19	21	21	-	19	16	3	-	24	-	31	30	1
H-23 a/	11	11	-	-	-	-	-	-	-	-	-	-

a/ On loan from French Air Force.

SOURCE: Materiel Statistics Division, Directorate of Statistical Services, DCS/C.

TABLE 114 - MDAF AIRCRAFT INVENTORY BY COUNTRY - BY TYPE AND MODEL  
QUARTERLY, FISCAL YEAR 1955

COUNTRY Type and Model	30 Sep 54			31 Dec 54			31 Mar 55			30 Jun 55		
	Total	Active	In-Active	Total	Active	In-Active	Total	Active	In-Active	Total	Active	In-Active
<b>AIRCRAFT - TOTAL</b>	<b>6063</b>	<b>5243</b>	<b>820</b>	<b>5869</b>	<b>5038</b>	<b>831</b>	<b>5970</b>	<b>5044</b>	<b>926</b>	<b>6437</b>	<b>5180</b>	<b>1257</b>
<b>EUROPE - TOTAL</b>	<b>2990</b>	<b>2572</b>	<b>418</b>	<b>2793</b>	<b>2379</b>	<b>414</b>	<b>2793</b>	<b>2347</b>	<b>446</b>	<b>2986</b>	<b>2320</b>	<b>666</b>
<b>Belgium</b>	<b>386</b>	<b>283</b>	<b>103</b>	<b>364</b>	<b>270</b>	<b>94</b>	<b>360</b>	<b>221</b>	<b>139</b>	<b>362</b>	<b>212</b>	<b>150</b>
F-84E	18	17	1	18	-	18	18	-	18	18	7	11
F-84G	172	135	37	174	151	23	170	121	49	169	95	74
C-119	40	37	3	40	32	8	40	22	18	40	22	18
T-6	80	36	44	80	37	43	80	37	43	80	38	42
T-16	24	10	14	-	-	-	-	-	-	-	-	-
T-33	24	20	4	24	22	2	24	13	11	28	23	5
MK-IV (Hvd)	28	28	-	28	28	-	28	28	-	27	27	-
<b>Denmark</b>	<b>136</b>	<b>134</b>	<b>2</b>	<b>130</b>	<b>128</b>	<b>2</b>	<b>127</b>	<b>126</b>	<b>1</b>	<b>137</b>	<b>137</b>	<b>-</b>
PBY-5	-	-	-	-	-	-	2	2	-	1	1	-
F-84E	6	4	2	5	3	2	-	-	-	-	-	-
F-84G	120	120	-	115	115	-	113	113	-	125	125	-
SB-17	-	-	-	-	-	-	1	1	-	-	-	-
T-33	10	10	-	10	10	-	11	11	-	11	11	-
<b>France</b>	<b>609</b>	<b>483</b>	<b>126</b>	<b>578</b>	<b>434</b>	<b>144</b>	<b>579</b>	<b>453</b>	<b>126</b>	<b>693</b>	<b>448</b>	<b>245</b>
F-84E	29	20	9	27	20	7	27	19	8	27	19	8
F-84F	-	-	-	-	-	-	-	-	-	106	-	106
F-84G	255	233	22	249	210	39	243	207	36	240	190	50
Mystere (MD-452)	-	-	-	-	-	-	13	13	-	22	21	1
C-47	53	46	7	32	24	8	32	28	4	32	30	2
T-6	157	124	33	154	117	37	149	113	36	151	115	36
T-33	64	55	9	65	58	7	64	52	12	64	50	14
MK-IV (Hvd)	51	5	46	51	5	46	51	21	30	51	23	28
<b>Italy</b>	<b>414</b>	<b>387</b>	<b>27</b>	<b>410</b>	<b>373</b>	<b>37</b>	<b>401</b>	<b>368</b>	<b>33</b>	<b>396</b>	<b>366</b>	<b>30</b>
F-84G	228	219	9	224	211	13	217	204	13	213	198	15
C-119	40	40	-	40	31	9	40	31	9	40	30	10
T-6	42	24	18	42	27	15	42	31	11	42	37	5
T-33	37	37	-	37	37	-	35	35	-	35	35	-
MK-IV (Hvd)	67	67	-	67	67	-	67	67	-	66	66	-
<b>Netherlands</b>	<b>338</b>	<b>299</b>	<b>39</b>	<b>187</b>	<b>165</b>	<b>22</b>	<b>181</b>	<b>153</b>	<b>28</b>	<b>184</b>	<b>150</b>	<b>34</b>
F-84E	11	11	-	11	11	-	11	11	-	11	11	-
F-84F	-	-	-	-	-	-	-	-	-	6	-	6
F-84G	132	119	13	131	114	17	126	102	24	123	98	25
C-47	16	13	3	16	12	4	16	13	3	16	14	2
T-7	11	4	7	-	-	-	-	-	-	-	-	-
T-16	139	123	16	-	-	-	-	-	-	-	-	-
T-33	29	29	-	29	28	1	28	27	1	28	27	1
<b>Norway</b>	<b>222</b>	<b>220</b>	<b>2</b>	<b>202</b>	<b>200</b>	<b>2</b>	<b>218</b>	<b>207</b>	<b>11</b>	<b>219</b>	<b>210</b>	<b>9</b>
PBY-5	6	6	-	6	6	-	6	6	-	6	6	-
F-84E	6	6	-	6	6	-	6	6	-	6	6	-
F-84G	161	159	2	168	166	2	175	173	2	172	172	-
C-47	10	10	-	10	10	-	10	10	-	10	10	-
T-6	9	9	-	-	-	-	9	-	9	9	-	9
T-16	18	18	-	-	-	-	-	-	-	-	-	-
T-33	12	12	-	12	12	-	12	12	-	16	16	-
<b>Portugal</b>	<b>106</b>	<b>97</b>	<b>9</b>	<b>108</b>	<b>91</b>	<b>17</b>	<b>108</b>	<b>93</b>	<b>15</b>	<b>105</b>	<b>94</b>	<b>11</b>
F-84G	48	47	1	50	44	6	50	45	5	49	44	5
SA-16	3	3	-	3	2	1	3	1	2	3	2	1
SB-17	4	4	-	4	4	-	4	3	1	4	4	-
C-54	2	2	-	2	2	-	2	2	-	2	2	-
T-6	42	34	8	42	35	7	42	36	6	40	35	5
T-33	6	6	-	6	4	2	6	5	1	6	6	-
H-19	1	1	-	1	-	1	1	1	-	1	1	-
<b>Spain</b>	<b>48</b>	<b>48</b>	<b>-</b>	<b>73</b>	<b>73</b>	<b>-</b>	<b>76</b>	<b>76</b>	<b>-</b>	<b>88</b>	<b>88</b>	<b>-</b>
F-86F	-	-	-	-	-	-	-	-	-	2	2	-
SA-16	2	2	-	2	2	-	2	2	-	2	2	-
T-6	34	34	-	56	56	-	57	57	-	57	57	-
T-33	12	12	-	15	15	-	17	17	-	24	24	-
H-19	-	-	-	-	-	-	-	-	-	3	3	-

TABLE 114 - MDAF AIRCRAFT INVENTORY BY COUNTRY - BY TYPE AND MODEL  
 QUARTERLY, FISCAL YEAR 1955 (CONTINUED)

COUNTRY Type and Model	30 Sep 54			31 Dec 54			31 Mar 55			30 Jun 55		
	Total	Active	In-Active	Total	Active	In-Active	Total	Active	In-Active	Total	Active	In-Active
<u>United Kingdom</u>	461	368	93	450	354	96	444	351	93	501	314	187
B-29	9	4	5	9	4	5	9	4	5	9	4	5
P2V-5	50	45	5	51	38	13	51	41	10	51	38	13
F-86E	399	316	83	387	309	78	381	303	78	370	227	143
Hawker-Hunter	-	-	-	-	-	-	-	-	-	68	42	26
RB-29	3	3	-	3	3	-	3	3	-	3	3	-
<u>Yugoslavia</u>	270	253	17	291	291	-	299	299	-	301	301	-
F-47	134	121	13	132	132	-	132	132	-	131	131	-
F-84G	92	88	4	115	115	-	123	123	-	124	124	-
RT-33	-	-	-	-	-	-	-	-	-	2	2	-
C-47	20	20	-	19	19	-	19	19	-	19	19	-
T-33	24	24	-	25	25	-	25	25	-	25	25	-
<u>NEAR EAST - TOTAL</u>	<u>1006</u>	<u>811</u>	<u>195</u>	<u>998</u>	<u>828</u>	<u>170</u>	<u>1041</u>	<u>859</u>	<u>182</u>	<u>1282</u>	<u>1053</u>	<u>229</u>
<u>Greece</u>	313	256	57	341	280	61	348	289	59	411	328	83
F-84G	153	135	18	150	135	15	145	127	18	147	124	23
F-86E	19	18	1	40	39	1	47	46	1	78	50	28
RT-33	-	-	-	-	-	-	-	-	-	17	17	-
C-47	52	37	15	51	37	14	50	41	9	50	39	11
T-6	75	56	19	87	61	26	90	65	25	88	71	17
T-33	14	10	4	13	8	5	16	10	6	31	27	4
<u>Iran</u>	97	95	2	81	81	-	80	80	-	125	125	-
F-47	20	20	-	17	17	-	17	17	-	26	26	-
C-47	4	4	-	4	4	-	4	4	-	4	4	-
T-6	28	28	-	28	28	-	27	27	-	27	27	-
LT-6	-	-	-	-	-	-	-	-	-	36	36	-
T-13	13	13	-	-	-	-	-	-	-	-	-	-
L-4	32	30	2	32	32	-	32	32	-	32	32	-
<u>Turkey</u>	596	460	136	576	467	109	613	490	123	695	570	125
B-26	29	16	13	-	-	-	-	-	-	-	-	-
F-84G	270	248	22	279	254	25	274	244	30	308	282	26
F-86E	-	-	-	-	-	-	39	37	2	65	63	2
RT-33	-	-	-	-	-	-	-	-	-	19	19	-
C-47	76	43	33	76	49	27	76	61	15	75	59	16
T-6	86	72	14	86	77	9	86	78	8	85	76	9
T-11	106	55	51	106	60	46	106	41	65	106	37	69
T-33	29	26	3	29	27	2	32	29	3	37	34	3
<u>Pakistan</u>	-	-	-	-	-	-	-	-	-	51	30	21
T-6	-	-	-	-	-	-	-	-	-	45	24	21
T-33	-	-	-	-	-	-	-	-	-	6	6	-
<u>ASIA - TOTAL</u>	<u>1621</u>	<u>1564</u>	<u>57</u>	<u>1592</u>	<u>1505</u>	<u>87</u>	<u>1583</u>	<u>1454</u>	<u>129</u>	<u>1608</u>	<u>1431</u>	<u>177</u>
<u>French Indo-China</u>	348	330	18	292	235	57	287	247	40	286	221	65
B-26	54	54	-	53	40	13	50	37	13	50	45	5
F8F	141	130	11	132	98	34	112	93	19	111	60	51
RB-26	7	7	-	7	5	2	6	6	-	6	6	-
C-45	8	8	-	7	5	2	6	5	1	6	5	1
C-47	100	93	7	80	76	4	78	75	3	78	75	3
L-20	12	12	-	-	-	-	17	13	4	17	13	4
H-19	15	15	-	13	11	2	18	18	-	18	17	1
H-23	11	11	-	-	-	-	-	-	-	-	-	-
<u>MERC (Formosa)</u>	823	793	30	856	826	30	761	682	79	760	648	112
B-25	15	15	-	15	15	-	11	10	1	11	11	-
PBY-5	3	3	-	7	7	-	9	8	1	11	11	-
P4Y-2	30	30	-	29	29	-	35	31	4	34	30	4
F-47	168	168	-	158	156	-	129	120	9	112	112	-
F-51	38	38	-	33	33	-	3	3	-	-	-	-
F-84G	114	114	-	150	150	-	156	154	2	147	143	4
F-86F	-	-	-	25	25	-	29	29	-	61	61	-
RB-25	3	3	-	3	3	-	3	3	-	3	3	-
RF-51	14	14	-	-	-	-	-	-	-	-	-	-
RF-86F	-	-	-	-	-	-	-	-	-	5	4	1
RT-33	2	2	-	1	1	-	4	4	-	7	7	-
C-46	128	128	-	128	128	-	120	100	20	117	89	28
C-47	29	29	-	29	29	-	26	23	3	26	24	2
T-6	135	135	-	134	134	-	119	103	16	118	79	39

TABLE 114 - MDAF AIRCRAFT INVENTORY BY COUNTRY - BY TYPE AND MODEL  
 QUARTERLY, FISCAL YEAR 1955 (CONTINUED)

COUNTRY Type and Model	30 Sep 54			31 Dec 54			31 Mar 55			30 Jun 55		
	Total	Active	In-Active	Total	Active	In-Active	Total	Active	In-Active	Total	Active	In-Active
<b>NGRC (Formosa)Cont</b>												
T-11	8	8	-	8	8	-	8	6	2	-	-	-
T-17	108	78	30	108	78	30	83	63	20	82	49	33
T-33	24	24	-	24	24	-	22	22	-	22	21	1
L-5	4	4	-	4	4	-	4	3	1	-	-	-
H-19	-	-	-	-	-	-	-	-	-	4	4	-
<b>Philippines</b>	<u>147</u>	<u>138</u>	<u>9</u>	<u>147</u>	<u>147</u>	<u>-</u>	<u>142</u>	<u>142</u>	<u>-</u>	<u>153</u>	<u>153</u>	<u>-</u>
F-51	68	59	9	68	68	-	65	65	-	75	75	-
C-47	17	17	-	17	17	-	17	17	-	17	17	-
T-6	29	29	-	29	29	-	29	29	-	29	29	-
L-5	28	28	-	28	28	-	26	26	-	27	27	-
H-19	5	5	-	5	5	-	5	5	-	5	5	-
<b>Thailand</b>	<u>303</u>	<u>303</u>	<u>-</u>	<u>297</u>	<u>297</u>	<u>-</u>	<u>303</u>	<u>293</u>	<u>10</u>	<u>311</u>	<u>311</u>	<u>-</u>
FBF	135	135	-	130	130	-	138	128	10	147	147	-
C-45	6	6	-	6	6	-	6	6	-	6	6	-
C-47	11	11	-	11	11	-	10	10	-	10	10	-
T-6	121	121	-	120	120	-	119	119	-	118	118	-
L-4	30	30	-	30	30	-	30	30	-	30	30	-
<b>Japan</b>	<u>-</u>	<u>-</u>	<u>-</u>	<u>-</u>	<u>-</u>	<u>-</u>	<u>90</u>	<u>90</u>	<u>-</u>	<u>98</u>	<u>98</u>	<u>-</u>
C-46	-	-	-	-	-	-	16	16	-	16	16	-
T-6	-	-	-	-	-	-	65	65	-	65	65	-
T-33	-	-	-	-	-	-	9	9	-	17	17	-
<b>WESTERN HEMISPHERE TOTAL</b>	<u>446</u>	<u>296</u>	<u>150</u>	<u>486</u>	<u>326</u>	<u>160</u>	<u>553</u>	<u>384</u>	<u>169</u>	<u>561</u>	<u>376</u>	<u>185</u>
<b>Brazil</b>	<u>96</u>	<u>40</u>	<u>56</u>	<u>92</u>	<u>34</u>	<u>58</u>	<u>135</u>	<u>56</u>	<u>79</u>	<u>138</u>	<u>57</u>	<u>81</u>
B-25	31	8	23	31	8	23	31	5	26	31	9	22
FBY-5	12	9	3	11	7	4	11	7	4	11	5	6
F-47	48	18	30	45	15	30	45	7	38	44	13	31
RB-17	2	2	-	2	2	-	2	2	-	4	4	-
SB-17	2	2	-	2	1	1	3	3	-	4	4	-
T-6	-	-	-	-	-	-	40	29	11	40	18	22
TB-17	1	1	-	1	1	-	3	3	-	4	4	-
<b>Chile</b>	<u>78</u>	<u>41</u>	<u>37</u>	<u>97</u>	<u>52</u>	<u>45</u>	<u>84</u>	<u>47</u>	<u>37</u>	<u>86</u>	<u>43</u>	<u>43</u>
B-25	8	-	-	8	3	5	8	3	5	8	3	5
B-26	-	-	-	10	6	4	10	5	5	10	7	3
FBY-5	5	2	3	5	1	4	5	1	4	5	-	5
F-47	20	14	6	19	14	5	18	13	5	17	9	8
T-6	39	22	17	49	25	24	40	24	16	40	22	18
T-11	6	3	3	6	3	3	3	1	2	6	2	4
<b>Colombia</b>	<u>45</u>	<u>45</u>	<u>-</u>	<u>48</u>	<u>48</u>	<u>-</u>	<u>55</u>	<u>55</u>	<u>-</u>	<u>53</u>	<u>53</u>	<u>-</u>
B-25	2	2	-	2	2	-	2	2	-	2	2	-
B-26	-	-	-	-	-	-	-	-	-	-	-	-
F-47	18	18	-	21	21	-	21	7	-	19	19	-
T-6	25	25	-	25	25	-	19	19	-	19	19	-
T-33	-	-	-	-	-	-	6	6	-	6	6	-
<b>Cuba</b>	<u>28</u>	<u>18</u>	<u>10</u>	<u>24</u>	<u>18</u>	<u>6</u>	<u>55</u>	<u>44</u>	<u>11</u>	<u>57</u>	<u>46</u>	<u>11</u>
B-25	4	4	-	4	4	-	4	4	-	4	4	-
B-26	-	-	-	-	-	-	-	-	-	-	-	-
FBY-5	-	-	-	-	-	-	-	-	-	-	-	-
F-47	-	-	-	-	-	-	26	19	7	26	19	7
C-47	7	6	1	7	6	1	8	8	-	11	11	-
T-6	13	7	6	13	8	5	13	9	4	12	8	4
T-7	2	2	-	-	-	-	-	-	-	-	-	-
T-11	2	1	1	-	-	-	-	-	-	-	-	-
T-33	-	-	-	-	-	-	4	4	-	4	4	-
<b>Dominican Republic</b>	<u>25</u>	<u>25</u>	<u>-</u>	<u>25</u>	<u>25</u>	<u>-</u>	<u>25</u>	<u>25</u>	<u>-</u>	<u>23</u>	<u>23</u>	<u>-</u>
F-47	25	25	-	25	25	-	25	25	-	23	23	-
<b>Ecuador</b>	<u>27</u>	<u>23</u>	<u>4</u>	<u>34</u>	<u>24</u>	<u>10</u>	<u>34</u>	<u>25</u>	<u>9</u>	<u>34</u>	<u>24</u>	<u>10</u>
F-47	18	16	2	18	12	6	18	13	5	18	13	5
T-6	9	7	2	16	12	4	16	12	4	16	11	5

TABLE 114 - MDAP AIRCRAFT INVENTORY BY COUNTRY - BY TYPE AND MODEL  
 QUARTERLY, FISCAL YEAR 1955 (CONTINUED)

COUNTRY Type and Model	30 Sep 54			31 Dec 54			31 Mar 55			30 Jun 55		
	Total	Active	In- Active	Total	Active	In- Active	Total	Active	In- Active	Total	Active	In- Active
<u>Peru</u> . . . . .	89	65	24	97	75	22	97	77	20	102	75	27
B-25 . . . . .	6	5	1	6	6	-	6	6	-	6	5	1
B-26 . . . . .	-	-	-	8	8	-	8	8	-	8	8	-
F-47 . . . . .	47	40	7	47	40	7	47	39	8	46	37	9
T-6 . . . . .	36	20	16	36	21	15	36	24	12	36	19	17
T-33 . . . . .	-	-	-	-	-	-	-	-	-	6	6	-
<u>Uruguay</u> . . . . .	58	39	19	69	50	19	68	55	13	68	55	13
B-25 . . . . .	10	6	4	10	6	4	10	7	3	10	7	3
B-26 . . . . .	-	-	-	-	-	-	-	-	-	-	-	-
F-51 . . . . .	25	10	15	25	10	15	25	15	10	25	15	10
T-6 . . . . .	15	15	-	26	26	-	25	25	-	25	25	-
T-11 . . . . .	8	8	-	8	8	-	8	8	-	8	8	-

SOURCE: Materiel Statistics Division, Directorate of Statistical Services, DCS/Comptroller.



TABLE 115 - MDAP AIRCRAFT FLYING HOURS BY TYPE AND MODEL  
 QUARTERLY - FISCAL YEAR 1955

TYPE AND MODEL	HOURS FLOWN				
	TOTAL	FIRST QUARTER	SECOND QUARTER	THIRD QUARTER	FOURTH QUARTER
<b>TOTAL</b>	<u>1,288,728</u>	<u>344,300</u>	<u>289,468</u>	<u>294,348</u>	<u>360,612</u>
<b>BOMBER</b>	<u>57,456</u>	<u>16,367</u>	<u>13,363</u>	<u>12,186</u>	<u>15,540</u>
B-17	499	414	85	-	-
B-25	8,573	1,663	2,323	1,814	2,773
B-26	14,486	4,161	2,621	3,245	4,459
B-29	325	108	60	73	84
PBY-5	6,223	1,358	1,482	1,650	1,733
P2V-5	15,999	5,319	3,069	3,311	4,300
P4Y-2	11,351	3,344	3,723	2,093	2,191
<b>FIGHTER</b>	<u>547,455</u>	<u>152,418</u>	<u>121,362</u>	<u>122,313</u>	<u>151,362</u>
F-47	59,597	24,039	13,003	9,407	13,148
F-51	15,638	4,222	3,878	3,460	4,078
F-84	359,413	94,697	76,496	81,607	106,613
F-86	67,623	16,033	15,868	17,261	18,461
F8F	43,979	13,427	12,117	10,578	7,857
Hawker-Hunter	759	-	-	-	759
Mystere (MD-452)	446	-	-	-	446
<b>RECONNAISSANCE</b>	<u>7,794</u>	<u>1,905</u>	<u>1,426</u>	<u>874</u>	<u>3,589</u>
RB-17	1,130	257	315	64	494
RB-25	472	160	116	35	161
RB-26	1,250	237	276	351	386
RB-29	972	321	193	212	246
RF-51	1,161	751	410	-	-
RF-86	265	-	-	47	218
RT-33	2,544	179	116	165	2,084
<b>SEARCH AND RESCUE</b>	<u>2,937</u>	<u>516</u>	<u>718</u>	<u>761</u>	<u>942</u>
SB-17	1,912	303	506	508	595
SA-16	1,025	213	212	253	347
<b>CARGO</b>	<u>199,559</u>	<u>55,999</u>	<u>50,115</u>	<u>45,452</u>	<u>47,993</u>
C-45	894	484	195	117	98
C-46	46,530	10,244	12,484	12,674	11,128
C-47	136,917	41,341	33,510	29,589	32,477
C-54	1,236	332	320	225	359
C-119	13,982	3,598	3,606	2,847	3,931
<b>TRAINER</b>	<u>452,400</u>	<u>110,176</u>	<u>98,094</u>	<u>108,562</u>	<u>135,568</u>
T-6	293,985	67,787	65,238	73,776	87,184
IT-6G	905	-	-	-	905
T-7	242	190	52	-	-
T-11	16,144	5,079	3,844	3,188	4,033
T-13	1,155	816	339	-	-
T-16	9,663	7,774	1,889	-	-
T-17	21,160	4,745	5,173	7,204	4,038
T-33	75,221	16,282	14,653	17,747	26,539
TB-17	315	115	125	75	-
MK-IV (Hvd)	33,610	7,388	6,781	6,572	12,869
<b>COMMUNICATIONS</b>	<u>21,127</u>	<u>6,919</u>	<u>4,390</u>	<u>4,200</u>	<u>5,618</u>
L-4	7,042	2,164	1,561	1,472	1,825
L-5	6,880	1,995	1,561	1,768	1,556
L-20	2,257	853	171	302	931
H-19	4,369	1,460	945	658	1,306
H-23 a/	579	447	132	-	-

a/ On loan from French Air Force.

SOURCE: Materiel Statistics Division, Directorate of Statistical Services, DCS/C.

TABLE 116 - MDAP AIRCRAFT FLYING HOURS BY AREA AND COUNTRY  
FISCAL YEAR 1955

(For comparative purposes to the previous fiscal year table, see Table 91, SD FY 1954.)

COUNTRY	TOTAL	FIRST QUARTER	SECOND QUARTER	THIRD QUARTER	FOURTH QUARTER
<u>TOTAL MDAP</u>	<u>1,288,728</u>	<u>344,300</u>	<u>289,468</u>	<u>294,348</u>	<u>360,612</u>
<u>TOTAL EUROPE</u>	<u>574,167</u>	<u>162,986</u>	<u>122,942</u>	<u>122,209</u>	<u>166,030</u>
<u>BELGIUM</u>	<u>45,478</u>	<u>12,913</u>	<u>9,616</u>	<u>8,110</u>	<u>14,839</u>
F-84E.....	451	279	54	-	118
F-84G.....	22,083	6,313	3,963	4,318	7,489
C-119.....	5,830	1,457	1,751	1,040	1,582
T-6.....	5,530	1,418	1,122	1,059	1,931
T-16.....	157	151	6	-	-
T-33.....	3,491	1,016	542	710	1,223
MK IV (Hvd).....	7,936	2,279	2,178	983	2,496
<u>DENMARK</u>	<u>35,218</u>	<u>9,093</u>	<u>8,076</u>	<u>8,589</u>	<u>9,460</u>
PBY-5.....	118	-	-	42	76
F-84E.....	39	39	-	-	-
F-84G.....	32,041	8,192	7,378	7,824	8,647
T-33A.....	3,020	862	698	723	737
<u>FRANCE</u>	<u>172,798</u>	<u>47,296</u>	<u>39,277</u>	<u>36,621</u>	<u>49,604</u>
F-84E.....	6,562	1,507	1,266	1,354	2,435
F-84G.....	62,762	18,130	15,500	13,719	15,413
Mystere (MD452).....	446	-	-	-	446
C-47.....	13,987	5,496	2,645	2,030	3,816
T-6.....	70,026	19,075	16,802	16,177	17,972
T-33.....	14,200	3,055	3,048	3,321	4,776
MK IV (Hvd).....	4,815	33	16	20	4,746
<u>ITALY</u>	<u>77,845</u>	<u>18,771</u>	<u>14,136</u>	<u>18,730</u>	<u>26,208</u>
F-84G.....	33,704	8,443	4,618	7,479	13,164
C-119.....	8,152	2,141	1,855	1,807	2,349
T-6.....	6,806	1,395	1,456	1,605	2,350
T-33.....	8,324	1,655	1,681	2,270	2,718
MK IV (Hvd).....	20,859	5,076	4,587	5,569	5,627
<u>NETHERLANDS</u>	<u>44,080</u>	<u>17,642</u>	<u>10,490</u>	<u>7,323</u>	<u>8,625</u>
F-84E.....	1,515	234	371	489	421
F-84G.....	21,947	7,224	5,381	4,379	4,963
C-47.....	4,890	1,249	1,069	1,073	1,499
T-7.....	242	190	52	-	-
T-16.....	9,108	7,225	1,883	-	-
T-33.....	6,378	1,520	1,734	1,382	1,742
<u>NORWAY</u>	<u>46,505</u>	<u>14,056</u>	<u>8,186</u>	<u>11,113</u>	<u>13,150</u>
PBY-5.....	1,605	280	401	417	507
F-84E.....	649	17	73	209	350
F-84G.....	33,715	10,587	5,855	8,074	9,199
C-47.....	5,857	1,667	1,256	1,204	1,730
T-6.....	301	263	5	33	-
T-16.....	398	398	-	-	-
T-33.....	3,980	844	596	1,176	1,364
<u>PORTUGAL</u>	<u>27,947</u>	<u>7,857</u>	<u>7,515</u>	<u>5,017</u>	<u>7,558</u>
F-84G.....	9,927	2,844	2,574	1,807	2,702
SA-16A.....	417	162	131	58	66
SB-17.....	1,319	414	385	212	308
C-54.....	1,236	332	320	225	359
T-6.....	13,829	3,760	3,741	2,457	3,871
T-33.....	1,200	334	364	257	245
H-19.....	19	11	-	1	7
<u>SPAIN</u>	<u>9,100</u>	<u>752</u>	<u>1,114</u>	<u>2,493</u>	<u>4,741</u>
SA-16.....	608	51	81	195	281
T-6.....	5,632	-	785	1,802	3,045
T-33.....	2,753	701	248	496	1,308
H-19.....	107	-	-	-	107
<u>UNITED KINGDOM</u>	<u>74,841</u>	<u>21,593</u>	<u>17,950</u>	<u>17,328</u>	<u>17,970</u>
B-29.....	325	108	60	73	84
P2V-5.....	16,202	5,319	3,069	3,514	4,300
F-86E.....	56,583	15,845	14,628	13,529	12,581
Hawker Hunter.....	759	-	-	-	759
RB-29.....	972	321	193	212	246
<u>YUGOSLAVIA</u>	<u>40,355</u>	<u>13,013</u>	<u>6,582</u>	<u>6,885</u>	<u>13,875</u>
F-47.....	15,208	6,295	2,190	1,954	4,771
F-84G.....	14,987	4,173	2,447	2,593	5,774
RT-33A.....	139	-	-	-	139
C-47.....	4,799	1,805	836	977	1,181
T-33.....	5,222	742	1,109	1,361	2,010

TABLE 116 -- MDAF AIRCRAFT FLYING HOURS BY AREA AND COUNTRY  
FISCAL YEAR 1955 (CONTINUED)

(For comparative purposes to the previous fiscal year table, see Table 91, SD FY1954.)

COUNTRY	TOTAL	FIRST QUARTER	SECOND QUARTER	THIRD QUARTER	FOURTH QUARTER
<u>TOTAL NEAR EAST</u>	<u>237,838</u>	<u>54,955</u>	<u>53,168</u>	<u>55,435</u>	<u>74,280</u>
<u>GREECE</u>	<u>110,828</u>	<u>27,124</u>	<u>24,366</u>	<u>24,086</u>	<u>35,252</u>
F-84G.....	38,077	11,436	8,276	7,581	10,784
F-86E.....	5,429	188	1,212	1,595	2,434
RT-33A.....	735	-	-	-	735
C-47.....	11,270	2,908	2,822	3,022	2,518
T-6.....	46,366	9,922	10,503	10,898	15,043
T-33.....	8,951	2,670	1,553	990	3,738
<u>IRAN</u>	<u>22,620</u>	<u>5,514</u>	<u>4,405</u>	<u>5,874</u>	<u>6,827</u>
F-47.....	3,532	805	641	1,031	1,055
C-47.....	2,795	772	637	579	807
T-6.....	8,915	1,494	1,474	2,802	3,145
T-13.....	1,155	816	339	-	-
L-4.....	6,223	1,627	1,314	1,462	1,820
<u>PAKISTAN</u>	<u>788</u>	<u>-</u>	<u>-</u>	<u>-</u>	<u>788</u>
T-6.....	652	-	-	-	652
T-33.....	136	-	-	-	136
<u>TURKEY</u>	<u>103,602</u>	<u>22,317</u>	<u>24,397</u>	<u>25,475</u>	<u>31,413</u>
B-26.....	592	409	183	-	-
F-84G.....	46,382	8,555	10,541	12,350	14,936
F-86E.....	2,775	-	-	1,280	1,495
RT-33.....	515	-	-	-	515
C-47.....	17,249	4,301	3,636	3,953	5,359
T-6.....	20,078	4,631	6,379	4,430	4,638
T-11.....	11,889	3,934	2,884	1,984	3,087
T-33.....	4,122	487	774	1,478	1,383
<u>TOTAL ASIA</u>	<u>418,771</u>	<u>112,772</u>	<u>97,677</u>	<u>105,467</u>	<u>102,855</u>
<u>FRENCH INDO CHINA</u>	<u>93,363</u>	<u>30,038</u>	<u>23,515</u>	<u>20,141</u>	<u>19,669</u>
B-26.....	12,757	3,752	2,429	3,059	3,517
F-84G.....	16,673	5,200	4,438	3,910	3,125
RB-26.....	1,250	237	276	351	386
C-45.....	702	438	163	65	36
C-37.....	55,658	17,754	15,201	11,963	10,740
L-20.....	2,257	853	171	302	931
H-19.....	3,487	1,357	705	491	934
H-23.....	579	447	132	-	-
<u>JAPAN</u>	<u>19,362</u>	<u>-</u>	<u>-</u>	<u>6,908</u>	<u>12,454</u>
C-46.....	1,882	-	-	679	1,203
T-6.....	15,176	-	-	5,486	9,690
T-33.....	2,304	-	-	743	1,561
<u>NGRC (FORMOSA)</u>	<u>212,118</u>	<u>57,404</u>	<u>52,194</u>	<u>54,204</u>	<u>48,316</u>
B-25.....	2,628	603	703	568	754
P4Y-2.....	11,351	3,344	3,723	2,093	2,191
PBY-5.....	1,824	55	373	562	834
F-47.....	29,136	13,559	7,086	4,538	3,953
F-51.....	2,372	788	1,234	319	31
F-84G.....	34,532	6,724	8,159	9,431	10,218
F-86F.....	2,876	-	68	857	1,951
RB-25.....	472	160	116	35	161
RF-86F.....	265	-	-	47	218
RF-51.....	1,161	751	410	-	-
RT-33.....	1,155	179	116	165	695
C-46.....	44,624	10,244	12,484	11,995	9,901
C-47.....	7,642	1,990	2,338	1,727	1,587
T-6.....	37,664	11,084	7,563	11,003	8,014
T-11.....	2,328	736	331	904	357
T-17.....	21,160	4,745	5,173	7,204	4,038
T-33.....	10,740	2,396	2,306	2,755	3,283
L-5.....	57	46	11	-	-
H-19.....	131	-	-	1	130
<u>PHILIPPINES</u>	<u>31,890</u>	<u>8,016</u>	<u>7,622</u>	<u>8,426</u>	<u>7,826</u>
F-51.....	10,839	2,997	2,105	2,846	2,891
C-47.....	6,254	1,204	1,657	1,705	1,688
T-6.....	7,349	1,774	2,070	1,942	1,563
L-5.....	6,822	1,949	1,550	1,767	1,556
H-19.....	626	92	240	166	128
<u>THAILAND</u>	<u>62,038</u>	<u>17,314</u>	<u>14,346</u>	<u>15,788</u>	<u>14,590</u>
F-84G.....	27,306	8,227	7,679	6,668	4,732
C-45.....	192	46	32	52	62

TABLE 116 - MDAP AIRCRAFT FLYING HOURS BY AREA AND COUNTRY  
FISCAL YEAR 1955 (CONTINUED)

(For comparative purposes to the previous fiscal year table, see Table 91, SD FY 1954.)

COUNTRY.	TOTAL	FIRST QUARTER	SECOND QUARTER	THIRD QUARTER	FOURTH QUARTER
<b>THAILAND (Cont'd)</b>					
C-47.....	2,734	1,075	546	543	570
T-6.....	30,987	7,429	5,822	8,515	9,221
L-4.....	819	537	267	10	5
<b>TOTAL WESTERN HEMISPHERE</b>	<b>57,952</b>	<b>13,587</b>	<b>15,681</b>	<b>11,237</b>	<b>17,447</b>
<b>BRAZIL</b>					
B-25.....	12,038	2,324	3,757	2,552	3,405
PBY-5.....	2,209	380	651	529	649
F-47.....	1,804	827	499	229	249
RB-17.....	2,407	442	853	489	623
SB-17.....	1,211	257	315	64	575
T-6.....	1,086	303	206	296	281
TB-17.....	2,775	-	1,108	870	797
	546	115	125	75	231
<b>CHILE</b>					
B-25.....	12,080	2,731	3,299	2,821	3,229
B-26.....	377	-	95	145	137
PBY-5.....	367	41	9	21	296
F-47.....	852	379	209	197	67
T-6.....	1,539	603	406	262	268
T-11.....	8,225	1,554	2,384	2,144	2,143
	720	154	196	52	318
<b>COLOMBIA</b>					
B-25.....	3,182	675	685	822	1,000
B-26.....	177	-	25	55	97
F-47.....	392	-	-	165	227
T-6.....	727	71	219	115	322
T-33.....	1,765	604	441	433	287
	121	-	-	54	67
<b>CUBA</b>					
B-25.....	6,417	1,755	1,617	1,578	1,467
F-47.....	613	121	187	240	65
C-47.....	86	-	-	44	42
T-6.....	3,806	1,120	867	813	1,006
T-11.....	1,818	492	562	450	314
T-33.....	23	22	1	-	-
	71	-	-	31	40
<b>DOMIN REPUBLIC</b>					
F-47.....	1,239	481	230	340	188
	1,239	481	230	340	188
<b>ECUADOR</b>					
F-47.....	3,255	681	865	1,064	645
T-6.....	950	222	194	230	304
	2,305	459	671	834	341
<b>PERU</b>					
B-25.....	10,605	3,510	2,491	664	3,940
B-26.....	1,060	375	269	92	324
F-47.....	419	-	-	-	419
T-6.....	4,847	1,637	1,184	404	1,622
T-33.....	4,071	1,498	1,038	168	1,367
	208	-	-	-	208
<b>URUGUAY</b>					
B-25.....	9,136	1,430	2,737	1,396	3,573
F-51.....	1,509	184	393	185	747
T-6.....	2,427	437	539	295	1,156
T-11.....	4,016	576	1,373	668	1,399
	1,184	233	432	248	271

SOURCE: Materiel Statistics Division, Directorate of Statistical Services. DCS/Comptroller.

TABLE 117 - MDAP AIRCRAFT ATTRITION BY TYPE AND MODEL  
FISCAL YEAR 1955

TYPE AND MODEL	TOTAL	OPERATIONAL	NON-OPERATIONAL	COMBAT
<u>TOTAL</u>	<u>558</u>	<u>370</u>	<u>180</u>	<u>8</u>
<u>BOMBER</u> .....	<u>15</u>	<u>9</u>	<u>5</u>	<u>1</u>
B-25.....	5	5	-	-
B-26.....	6	-	5	1
PBY-5.....	1	1	-	-
P4Y-2.....	3	3	-	-
<u>FIGHTER</u>	<u>394</u>	<u>290</u>	<u>101</u>	<u>3</u>
F-47.....	97	60	37	-
F-51.....	43	7	36	-
F-84.....	178	169	9	-
F-86.....	44	42	2	-
F-8F.....	32	12	17	3
<u>RECONNAISSANCE</u>	<u>6</u>	<u>6</u>	<u>-</u>	<u>-</u>
RF-51.....	3	3	-	-
RT-33.....	3	3	-	-
<u>CARGO</u>	<u>35</u>	<u>16</u>	<u>17</u>	<u>2</u>
C-45.....	1	-	1	-
C-46.....	11	6	5	-
C-47.....	23	10	11	2
<u>TRAINER</u>	<u>96</u>	<u>46</u>	<u>50</u>	<u>-</u>
T-6.....	47	30	17	-
T-7.....	1	-	1	-
T-11.....	8	-	8	-
T-17.....	26	2	24	-
T-33.....	11	11	-	-
MK-1V (Hvd).....	3	3	-	-
<u>COMMUNICATION</u>	<u>12</u>	<u>3</u>	<u>7</u>	<u>2</u>
L-5.....	6	2	4	-
H-19.....	6	1	3	2

SOURCE: Materiel Statistics Division, Directorate of Statistical Services, DCS/Comptroller.

TABLE 118 - FORMAL TRAINING OF FOREIGN NATIONALS UNDER THE USAF MDA GRANT AID PROGRAM  
 BY NUMBER OF SPACES, TYPE OF TRAINING, AND RECIPIENT COUNTRY,  
 CUMULATIVE, FISCAL YEARS 1950 THROUGH 1955

RECIPIENT	Total Spaces Completed World Wide	TYPE OF FORMAL TRAINING COMPLETED IN THE ZONE OF INTERIOR						TYPE OF FORMAL TRAINING COMPLETED IN OVERSEAS AREA					
		Total Spaces ZI	Pilot	Other Flying	Aircraft and Aero Equip Maint	Electronics and Communications	Other Training	Total Spaces OS	Pilot	Other Flying	Aircraft and Aero Equip Maint	Electronics and Communications	Other Training
<u>WORLD - WIDE</u> . . . . .	<u>21,319</u>	<u>15,673</u>	<u>3,019</u>	<u>1,879</u>	<u>4,177</u>	<u>3,182</u>	<u>3,416</u>	<u>5,646</u>	-	<u>927</u>	<u>1,294</u>	<u>1,359</u>	<u>2,066</u>
<u>EUROPEAN AREA</u> . . . . .	<u>14,222</u>	<u>11,315</u>	<u>2,773</u>	<u>1,715</u>	<u>2,983</u>	<u>1,913</u>	<u>1,931</u>	<u>2,907</u>	-	<u>606</u>	<u>1,117</u>	<u>732</u>	<u>452</u>
Belgium . . . . .	1,486	1,175	357	176	99	290	253	311	-	31	124	93	63
Denmark . . . . .	968	760	311	147	47	193	62	208	-	7	26	120	55
France . . . . .	5,505	4,489	1,258	772	1,552	398	509	1,016	-	304	616	25	71
Italy . . . . .	1,389	1,049	92	125	331	218	283	340	-	26	80	152	82
Netherlands . . . . .	1,452	1,062	357	193	90	160	262	390	-	21	104	174	91
Norway . . . . .	1,576	1,242	298	133	264	253	294	334	-	67	129	71	67
Portugal . . . . .	526	407	16	39	131	157	64	119	-	30	29	48	12
Spain . . . . .	618	518	-	26	337	44	111	100	-	93	2	-	5
United Kingdom . . . . .	359	331	84	81	28	102	36	28	-	10	-	18	-
Yugoslavia . . . . .	343	282	-	23	104	98	57	61	-	17	7	31	6
<u>NEAR EAST</u> . . . . .	<u>2,148</u>	<u>1,526</u>	<u>78</u>	<u>75</u>	<u>659</u>	<u>318</u>	<u>396</u>	<u>622</u>	-	<u>193</u>	<u>95</u>	<u>197</u>	<u>137</u>
Greece . . . . .	727	534	-	39	199	162	134	193	-	25	55	63	50
Iran . . . . .	390	384	26	8	173	76	101	6	-	3	1	-	2
Pakistan . . . . .	3	1	-	-	-	-	1	2	-	2	-	-	-
Turkey . . . . .	1,028	607	52	28	287	80	160	421	-	163	39	134	85
<u>ASIA</u> . . . . .	<u>4,597</u>	<u>2,480</u>	<u>106</u>	<u>46</u>	<u>486</u>	<u>948</u>	<u>894</u>	<u>2,117</u>	-	<u>128</u>	<u>82</u>	<u>430</u>	<u>1,477</u>
Indo-China . . . . .	-	-	-	-	-	-	-	-	-	-	-	-	-
Japan . . . . .	607	149	-	-	65	37	47	458	-	116	55	205	82
Korea . . . . .	2,024	408	29	2	57	88	232	1,616	-	12	1	225	1,378
Philippines . . . . .	562	562	3	12	144	152	251	-	-	-	-	-	-
Taiwan . . . . .	1,032	1,026	64	21	108	640	193	6	-	-	6	-	-
Thailand . . . . .	372	335	10	11	112	31	171	37	-	-	20	-	17
<u>WESTERN HEMISPHERE</u> . . . . .	<u>352</u>	<u>352</u>	<u>62</u>	<u>43</u>	<u>49</u>	<u>3</u>	<u>195</u>	-	-	-	-	-	-
Brazil . . . . .	17	17	-	-	-	3	14	-	-	-	-	-	-
Cuba . . . . .	47	47	20	3	9	-	15	-	-	-	-	-	-
Chile . . . . .	60	60	16	3	-	-	41	-	-	-	-	-	-
Colombia . . . . .	131	131	20	26	23	-	62	-	-	-	-	-	-
Dominican Republic . . . . .	-	-	-	-	-	-	-	-	-	-	-	-	-
Ecuador . . . . .	25	25	5	-	-	-	20	-	-	-	-	-	-
Honduras . . . . .	3	3	-	-	-	-	3	-	-	-	-	-	-
Nicaragua . . . . .	8	8	1	1	-	-	6	-	-	-	-	-	-
Peru . . . . .	61	61	-	10	17	-	34	-	-	-	-	-	-

TABLE 119— TRAINING BY MOBILE TRAINING TEAMS UNDER USAF MDA TRAINING PROGRAM  
BY NUMBER OF TEAMS, PERSONNEL, MAN MONTHS AND BY RECIPIENT COUNTRY  
CUMULATIVE, FISCAL YEARS 1950-1955

(For comparative purposes to the previous fiscal year table, see Table 99, Statistical Digest Fiscal Year 1954.)

Recipient	World Wide Furnished			Z/I Furnished			Overseas Furnished		
	Teams	Personnel	Man Months	Teams	Personnel	Man Months	Teams	Personnel	Man Months
<u>World Wide</u>	<u>595</u>	<u>2,248</u>	<u>9,799</u>	<u>146</u>	<u>773</u>	<u>4,146</u>	<u>449</u>	<u>1,475</u>	<u>5,653</u>
<u>Europe</u>	<u>365</u>	<u>1,281</u>	<u>5,601</u>	<u>92</u>	<u>457</u>	<u>2,241</u>	<u>273</u>	<u>824</u>	<u>3,360</u>
Belgium.....	55	128	855	5	9	48	49	119	807
Denmark.....	48	167	448	4	8	24	44	159	424
France.....	54	198	769	22	119	464	32	79	305
Italy.....	56	241	1,183	15	101	505	41	140	678
Netherlands.....	37	119	692	13	55	437	24	64	255
Norway.....	27	73	273	9	34	143	18	39	130
Portugal.....	28	78	352	5	18	98	23	60	254
Spain.....	39	142	450	9	21	55	30	121	395
United Kingdom.....	8	79	429	6	73	411	2	6	18
Yugoslavia.....	13	56	150	3	19	56	10	37	94
<u>Near East</u>	<u>112</u>	<u>439</u>	<u>1,993</u>	<u>26</u>	<u>140</u>	<u>890</u>	<u>86</u>	<u>299</u>	<u>1,103</u>
Greece.....	50	150	815	9	51	422	41	99	393
Iran.....	13	94	496	2	17	102	11	77	394
Pakistan.....	1	3	5	-	-	-	1	3	5
Turkey.....	48	192	677	15	72	366	33	120	311
<u>Asia</u>	<u>114</u>	<u>519</u>	<u>2,193</u>	<u>24</u>	<u>167</u>	<u>1,003</u>	<u>90</u>	<u>352</u>	<u>1,190</u>
Indo China.....	24	137	462	8	59	326	16	78	136
Japan.....	4	11	34	-	-	-	4	11	34
Philippines.....	4	13	27	2	8	16	2	5	11
Taiwan.....	77	341	1,588	13	89	595	64	252	993
Thailand.....	5	17	82	1	11	66	4	6	16
<u>Western Hemisphere</u>	<u>4</u>	<u>9</u>	<u>12</u>	<u>4</u>	<u>9</u>	<u>12</u>	<u>-</u>	<u>-</u>	<u>-</u>
Cuba.....	2	6	3	2	6	3	-	-	-
Chile.....	-	-	-	-	-	-	-	-	-
Dominican Republic.....	1	2	6	1	2	6	-	-	-
Peru.....	1	1	3	1	1	3	-	-	-

TABLE 120 — USAF MUTUAL DEFENSE ASSISTANCE PROGRAM — TECHNICAL REPRESENTATIVES, ASSIGNED  
BY NUMBER AND BY RECIPIENT AREA  
CUMULATIVE, FISCAL YEARS 1950-1955

(For comparative purposes to the previous fiscal year table, see Table 97, Statistical Digest Fiscal Year 1954.)

Recipient Area	Number of Technical	Number of Man Months
	Representative Completed Assignments	Completed by Technical Representatives
<u>World Wide</u>	<u>713</u>	<u>6,985</u>
Europe	567	5,642
Near East	104	1,000
Asia	42	343
Western Hemisphere	-	-

SOURCE: Materiel Statistics Division, Directorate of Statistical Services, DCS/Comptroller.

TABLE 121 - USAF CIVILIAN PERSONNEL IN SALARIED AND WAGE BOARD GROUPS EMPLOYED UNDER MUTUAL DEFENSE ASSISTANCE PROGRAM (MDAP) - FY 1955

GROUP BY LOCATION	JUL (1954)	AUG	SEP	OCT	NOV	DEC	JAN (1955)	FEB	MAR	APR	MAY	JUN
<u>WORLDWIDE - TOTAL</u> . . . . .	<u>3,151</u>	<u>3,274</u>	<u>3,348</u>	<u>3,378</u>	<u>3,425</u>	<u>2,740</u>	<u>2,773</u>	<u>2,776</u>	<u>2,792</u>	<u>3,105</u>	<u>3,979</u>	<u>3,186</u>
SALARIED - TOTAL . . . . .	2,415	2,485	2,288	2,312	2,276	2,271	2,318	2,330	2,321	2,244	2,310	2,227
WAGE BOARD - TOTAL . . . . .	736	789	1,060	1,066	1,149	469	455	446	471	861	1,669	959
<u>CONTINENTAL US - TOTAL</u> . . . . .	<u>2,348</u>	<u>2,355</u>	<u>2,390</u>	<u>2,469</u>	<u>2,542</u>	<u>2,403</u>	<u>2,424</u>	<u>2,438</u>	<u>2,448</u>	<u>2,709</u>	<u>3,583</u>	<u>2,779</u>
SALARIED . . . . .	1,989	1,975	2,043	2,072	2,065	2,061	2,103	2,124	2,112	2,029	2,097	2,001
WAGE BOARD . . . . .	359	380	347	397	477	342	321	314	336	680	1,486	778
<u>Air Materiel Command - Total</u> . . . . .	<u>2,195</u>	<u>2,199</u>	<u>2,234</u>	<u>2,312</u>	<u>2,385</u>	<u>2,246</u>	<u>2,267</u>	<u>2,274</u>	<u>2,288</u>	<u>2,552</u>	<u>3,425</u>	<u>2,623</u>
Salaried . . . . .	1,836	1,819	1,887	1,915	1,908	1,904	1,946	1,960	1,952	1,872	1,939	1,845
Wage Board . . . . .	359	380	347	397	477	342	321	314	336	680	1,486	778
<u>Air Training Command - Total</u> . . . . .	<u>33</u>	<u>33</u>	<u>35</u>	<u>36</u>	<u>37</u>	<u>37</u>	<u>38</u>	<u>43</u>	<u>39</u>	<u>38</u>	<u>39</u>	<u>39</u>
Salaried . . . . .	33	33	35	36	37	37	38	43	39	38	39	39
Wage Board . . . . .	-	-	-	-	-	-	-	-	-	-	-	-
<u>Air University - Total</u> . . . . .	<u>2</u>	<u>2</u>	-	-	-	-	-	-	-	-	-	-
Salaried . . . . .	2	2	-	-	-	-	-	-	-	-	-	-
Wage Board . . . . .	-	-	-	-	-	-	-	-	-	-	-	-
<u>Headquarters USAF - Total</u> . . . . .	<u>118</u>	<u>121</u>	<u>121</u>	<u>121</u>	<u>120</u>	<u>120</u>	<u>119</u>	<u>121</u>	<u>121</u>	<u>119</u>	<u>119</u>	<u>117</u>
Salaried . . . . .	118	121	121	121	120	120	119	121	121	119	119	117
Wage Board . . . . .	-	-	-	-	-	-	-	-	-	-	-	-
<u>OVERSEAS - TOTAL</u> . . . . .	<u>803</u>	<u>919</u>	<u>958</u>	<u>909</u>	<u>883</u>	<u>337</u>	<u>349</u>	<u>338</u>	<u>344</u>	<u>396</u>	<u>396</u>	<u>407</u>
SALARIED . . . . .	426	510	245	240	211	210	215	206	209	215	213	226
WAGE BOARD . . . . .	377	409	713	669	672	127	134	132	135	181	183	181
<u>Air Materiel Command - Total</u> . . . . .	<u>4</u>	<u>4</u>	<u>4</u>	<u>4</u>	<u>4</u>	<u>4</u>	<u>4</u>	<u>4</u>	<u>4</u>	<u>4</u>	<u>4</u>	<u>5</u>
Salaried . . . . .	4	4	2	2	2	2	2	2	2	2	2	2
Wage Board . . . . .	-	-	2	2	2	2	2	2	2	2	2	3
<u>Caribbean Air Command - Total</u> . . . . .	<u>4</u>	<u>5</u>	<u>4</u>	<u>4</u>	<u>4</u>	<u>4</u>	<u>4</u>	<u>4</u>	<u>4</u>	<u>4</u>	<u>4</u>	<u>4</u>
Salaried . . . . .	4	5	2	2	2	2	2	2	2	2	2	2
Wage Board . . . . .	-	-	2	2	2	2	2	2	2	2	2	2
<u>Far East Air Forces - Total</u> . . . . .	<u>24</u>	<u>99</u>	<u>99</u>	<u>99</u>	<u>100</u>	<u>98</u>	<u>102</u>	<u>103</u>	<u>107</u>	<u>161</u>	<u>164</u>	<u>160</u>
Salaried . . . . .	19	56	20	20	20	18	21	19	19	24	25	24
Wage Board . . . . .	5	43	79	79	80	80	81	84	88	137	139	136
<u>Headquarters Command, USAF - Total</u> . . . . .	<u>31</u>	<u>34</u>	<u>74</u>	<u>74</u>	<u>44</u>	<u>44</u>	<u>52</u>	<u>46</u>	<u>46</u>	<u>43</u>	<u>43</u>	<u>43</u>
Salaried . . . . .	31	34	34	34	7	7	7	7	7	7	7	7
Wage Board . . . . .	-	-	40	40	37	37	45	39	39	36	36	36
<u>JUSMIG, Spain - Total</u> . . . . .	-	-	-	-	-	<u>12</u>	<u>11</u>	<u>10</u>	<u>12</u>	<u>13</u>	<u>13</u>	<u>14</u>
Salaried . . . . .	-	-	-	-	-	12	11	10	12	13	13	14
Wage Board . . . . .	-	-	-	-	-	-	-	-	-	-	-	-
<u>US Air Forces, Europe - Total</u> . . . . .	<u>740</u>	<u>777</u>	<u>777</u>	<u>728</u>	<u>731</u>	<u>175</u>	<u>176</u>	<u>171</u>	<u>171</u>	<u>171</u>	<u>168</u>	<u>181</u>
Salaried . . . . .	368	411	187	182	180	169	172	166	167	167	164	177
Wage Board . . . . .	372	366	590	546	551	6	4	5	4	4	4	4

Source: Personnel Statistics Division, Directorate of Statistical Services, DCS/Comptroller





# Personnel



**PART XIII**



## MILITARY PERSONNEL

## DEFINITIONS

AERONAUTICAL STATUS

The general grouping of Air Force personnel with reference to their aeronautical rating, aeronautical designation, and flying status. The principal groupings are:

1. Rated Personnel: USAF Officers who have been awarded an aeronautical rating of Pilot or Aircraft Observer on personnel orders per authority AFR 50-7.

2. Non-Rated Personnel: Personnel who do not have an aeronautical rating of Pilot or Aircraft Observer, including personnel who have aeronautical designation, e. g., Flight Surgeon, Aviation Medical Examiner, Flight Nurse, Non-Rated Crew Member and Non-Rated Non-Crew Member, even though such personnel may be on flying status.

AIR CREW

A stipulated number of air crew personnel locally organized to operate an aircraft on an assigned mission. (For single-place aircraft, "air crew" equals "air crew personnel.")

AIR CREW PERSONNEL

Personnel whose current principal duty is occupancy of an air crew position. Included are tactical air crew personnel, instructors, advanced flying students, and administrative crew personnel whose principal duty is flying.

AIR FORCE COMMAND STRENGTH

All military personnel (permanent party and pipeline, USAF, SCARWAF, and Navy) who are assigned to Air Force units. This strength is chargeable against the personnel ceiling of the Department of the Air Force and is under the command jurisdiction of the Chief of Staff, USAF.

1. Command Strength - Continental: The total strength of military personnel who are assigned to units of which the Headquarters have permanent station location in the Continental US or to units which are enroute between Continental and Oversea stations but are assigned to a Continental Command or to the ZI portion of a Global Command.

2. Command Strength - Oversea: The total strength of military personnel who are assigned to units of which the Headquarters have permanent station location outside the Continental US or to units which are enroute between Continental and Oversea stations but are assigned to an Oversea Command or to the oversea portion of a Global Command.

3. Command Strength - Worldwide: The total strength of personnel assigned to Air Force units (USAF and SCARWAF) regardless of location.

AIR FORCE DEPARTMENTAL STRENGTH

The total strength of military personnel commissioned, appointed or enlisted in the United States Air Force, whether or not such personnel have been placed on duty with another Department.

AIR FORCE PERSONNEL

A general term comprising all military personnel (USAF, SCARWAF, or Navy) assigned to Air Force Units.

AIR FORCE SPECIALTY (AFS)

A grouping of positions which require common qualifications. An AFS is identified by a Title and Code.

AIR FORCE SPECIALTY CODE (AFSC) - AIRMEN

A combination of meaningful digits used to identify an AFSC. For example:

AFSC	68150 (Statistical Services Specialist)
68	Career Field (Statistical Services and Machine Acctg)
1	Career Field Subdivision (Statistical Services)
5	Skill Level (Skilled)
0	Specialty (Statistical Services Specialist)
68150	

CAREER FIELD

A grouping of related AFS's involving basically similar knowledges and skills.

## MILITARY PERSONNEL - CONTINUED

## DEFINITIONS

COMMAND

A major organizational division of the United States Air Force.

1. Continental Command: A Major Air Command whose command headquarters and subordinate units are located within the Continental United States.
2. Oversea Command: A Major Air Command whose command headquarters and subordinate units are located outside the Continental United States.
3. Global Command: A command whose command headquarters is located either inside or outside the Continental US and whose subordinate units are located both inside and outside Continental US.

COMPLETE AIR CREW

A crew which is fully manned in accordance with local crew position requirements of the type and model of aircraft in which reported.

DECORATIONS

Decorations, according to type and precedence (positioning) are:

MILITARY TYPE

Medal of Honor  
 Distinguished Service Cross a/  
 Distinguished Service Medal a/  
 Silver Star a/  
 Legion of Merit  
 Distinguished Flying Cross  
 Soldier's Medal  
 Bronze Star Medal a/  
 Air Medal a/

Commendation Ribbon  
 Purple Heart a/

CIVILIAN TYPE

Medal for Merit  
 President's Certificate of Merit  
 Medal of Freedom  
 Exceptional Service Award  
 Air Force Scroll of Appreciation

a/ Under certain conditions, civilians are also eligible for the military-type decorations.

1. ELIGIBILITY:

- a. Eligibility for a military or civilian-type decoration depends upon the individual's status at the time the heroic deed or meritorious service was performed.
- b. Members of the Reserve components not on active duty with the Air Force are eligible for award of the Distinguished Flying Cross, the Soldier's Medal, the Air Medal, and the Commendation Ribbon, provided that the requirements are otherwise fulfilled.
- c. In order for an award to be made, the military service of a person must have been honorable subsequent to the time he distinguished himself.

2. POSTHUMOUS, MISSING IN ACTION, AND PRISONERS OF WAR AWARDS:

Next of kin of deceased persons are entitled to receive decorations earned but not presented because of death. The next of kin eligible for posthumous presentation of decorations will be selected from one of the following, in the order listed: widow, widower, eldest son, eldest daughter, father, mother, eldest brother, eldest sister, eldest grandchild.

3. MISCELLANEOUS:

Decorations differ from service medals in design; each decoration has distinguished shape. Service medals, described in AFR 35-50, are usually circular with pictorial relief.

4. MILITARY DECORATIONS:a. Medal of Honor:

(1) The Medal of Honor is a five-pointed star in gold, centered with the head of Minerva and surrounded by green enamel laurel leaves suspended from a link surmounted by an eagle. The ribbon is the collar type of light blue silk and above the suspension carries an octagon of the same material with thirteen white stars.

(2) The Medal of Honor, established by law, is awarded to any person who, while an officer or airman in the Air Force, in conflict with an enemy of the United States, distinguishes himself conspicuously by gallantry and intrepidity at the risk of his life above and beyond the call of duty. Recommendations for this highest United States decoration must incontestably prove that the bravery of self-sacrifice involved conspicuous risk of life, the omission of which could not justly cause censure (act of 9 July 1913, 40 Stat 870; 10 USC 1403; ML 1949, sec. 903).

(3) The Medal of Honor is awarded in the name of Congress and is usually presented by the President of the United States. It should not be confused with specially enacted Congressional medals.

b. Distinguished Service Cross:

(1) The Distinguished Service Cross is a bronze cross on which is centered an eagle over a wreath. Ribbon is predominantly dark blue with edgings of red separated from the blue by white lines.

## MILITARY PERSONNEL - CONTINUED

## DEFINITIONS

4. MILITARY DECORATIONS (Continued)b. Distinguished Service Cross (Continued)

(2) The Distinguished Service Cross, established by law, is awarded to any person who, while serving in any capacity with the Air Force, distinguishes himself by extraordinary heroism in connection with military operations against an armed enemy of the United States. Criterion for such heroism is risk of life so extraordinary as to set the person apart from his comrades (act of 9 July 1918, 40 Stat 870; 10 USC 1406; ML 1949, sec. 905).

(3) Authority to award the Distinguished Service Cross to United States personnel may be delegated during wartime to commanders of major air commands, but awards to foreign persons are reserved to the Department of the Air Force.

c. Distinguished Service Medal:

(1) The Distinguished Service Medal, established by law, is awarded to any person serving in any capacity with the Air Force who distinguishes himself by exceptionally meritorious service to the Government in a duty of great responsibility. Responsibility means the exercise of authority or judgment in duties which decide the successful outcome of any major military operation. In peacetime, awards are limited to recognizing services of national or international significance (act of 9 July 1918, 40 Stat 870; 10 USC 1407; 1408; ML 1949, sec. 906).

(3) Civilians and foreign nationals are eligible for this award only under exceptional circumstances.

d. Silver Star:

(1) The Silver Star is a small silver star within a wreath centered on a larger star of gold-colored metal. The ribbon has a center band of red flanked by equal bands of white between equal bands of blue bordered by white lines with blue edging.

(2) The Silver Star, established by law, is awarded to any person, military, civilian, or foreign, who, while serving in any capacity with the Air Force, distinguished himself by gallantry in action against an enemy of the United States. Gallantry means heroism of high degree involving risk of life (act of 9 July 1918, 40 Stat 871; 10 USC 1412; ML 1949, sec. 908, as amended).

(3) Authority to award the Silver Star may be delegated during wartime down to include commanders of numbered air forces.

e. Legion of Merit:

(1) The Legion of Merit is a five-rayed white enamel pronged star on a green wreath with crossed arrows. The cloud and stars from the coat of arms of the United States are displayed in an enamel center. The ribbon is red-purple with white edges.

(2) The Legion of Merit, established by law, is awarded to personnel of armed forces who distinguished themselves by exceptionally meritorious conduct in the performance of outstanding service to the United States. In peacetime, awards of the decorations generally are limited to recognizing services of national or international significance (act of 20 July 1942, 56 Stat 662; 10 USC 1408b; ML 1949, sec. 924a).

(3) The Legion of Merit is awarded without degree to members of the Armed Forces of the United States.

(4) Authority to award the Legion of Merit to United States personnel may be delegated during wartime to commanders of major air commands, but awards to foreign persons are reserved to the Department of the Air Force.

f. Distinguished Flying Cross:

(1) The Distinguished Flying Cross is a bronze cross with rays on which is displayed a propeller. The ribbon is predominantly blue with a narrow red band center bordered by white lines. The edges are outlined with equal bands of white inside blue.

(2) The Distinguished Flying Cross, established by law, is awarded to any member of the Armed Forces of the United States and to any member of the Armed Forces of friendly foreign nations, who, while serving in any capacity with the Air Force, distinguishes himself by heroism or extraordinary achievement while participating in aerial flight. Both heroism and achievement must be entirely distinctive, involving operations that are not routine (act of 2 July 1926, 44 Stat 789, as amended; 10 USC 1429; ML 1949, sec. 914).

(3) The Distinguished Flying Cross may be awarded by special act of Congress to outstanding pioneers of aviation regardless of status.

(4) Authority to award the Distinguished Flying Cross may be delegated during wartime down to include commanders of numbered air forces.

g. Soldier's Medal:

(1) The Soldier's Medal is a bronze octagon displaying an eagle in relief with fasces and stars. The ribbon centers thirteen narrow stripes, seven white and six red, edged by broad bands of blue.

## MILITARY PERSONNEL - CONTINUED

## DEFINITIONS

4. MILITARY DECORATIONS (Continued)g. Soldier's Medal (Continued)

(2) The Soldier's Medal, established by law, is awarded to any member of the Armed Forces of the United States and to any member of the armed forces of friendly foreign nations, who, while serving in any capacity with the Air Force distinguishes himself by heroism involving voluntary risk of life under conditions other than those of conflict with an armed enemy of the United States. The saving of a life or the success of the voluntary heroic act is not essential for consideration for an award (act of 2 July 1926, 44 Stat 789; 10 USC 1428; ML 1949, sec. 913).

(3) Authority to award the Soldier's Medal may be delegated during wartime down to include commanders of numbered air forces.

h. Bronze Star Medal:

(1) The Bronze Star Medal is a bronze star bearing in the center a smaller star of the same color. The ribbon is predominantly red with a white-edged narrow blue band in the center and white lines at each edge.

(2) The Bronze Star Medal, established by Executive Order No. 9419, 4 February 1944 (10 USC 1412 note), is awarded to any person who, while serving in any capacity with the Air Force, distinguishes himself either by heroism in surface combat against an armed enemy of the United States, or by meritorious achievement or meritorious service not involving participation in aerial flight, but in connection with military operations against an enemy.

(3) The Bronze Star Medal when awarded for heroism is marked by a bronze letter "V" (for valor) clasped to the ribbon. Only one such "V" is authorized; additional awards are designated by oak-leaf clusters.

(4) Authority to award the Bronze Star Medal to United States personnel may be delegated during wartime down to include commanders of air divisions, but awards to foreign persons will not be delegated below commanders of oversea air commands.

i. Air Medal:

(1) The Air Medal is a bronze compass rose displaying an eagle in flight bearing lightning flashes. The ribbon is predominantly blue with two orange-gold bands just inside the edges.

(2) The Air Medal, established by Executive Order 9158, 11 May 1942 (ML 1949, page 12), as amended, is awarded to any person who, while serving in any capacity with the Air Force, distinguishes himself by meritorious achievement while participating in aerial flight. It may be awarded to recognize single acts of merit or sustained operational activities against an enemy of the United States.

(3) Authority to award the Air Medal may be delegated during wartime down to include commanders of air divisions.

j. Commendation Ribbon:

(1) The Commendation Ribbon consists of a ribbon and medallion. The medallion is a bronze hexagon bearing the eagle, shield, and arrows from the seal of the Department of Defense. The ribbon is medium green with white edges and five white lines in the center.

(2) The Commendation Ribbon, established by the Secretary of War, 18 December 1945 (War Department Circular 377, 1945), is awarded to members of the Armed Forces of the United States who, while serving in any capacity with the Air Force, distinguish themselves by meritorious achievement or meritorious service. The degree of merit need not be unique but it must be distinctive.

(3) A member or former member of the Armed Forces who received an individual letter of commendation, dated between 7 December 1951 and 1 January 1946, bearing the signature of an officer above the grade of brigadier general, or of an officer occupying a position of major general or above, may submit such letter to the Director of Military Personnel, Headquarters USAF, Washington 25, D.C., for evaluation. Consideration will be given to these letters as evidence of meritorious achievement or meritorious service warranting an award of the Commendation Ribbon, provided that the achievement or service was not previously recognized by another decoration.

(4) Authority to award the Commendation Ribbon to personnel below the grade of major is delegated to commanders of major air commands. In wartime, authority may be delegated down to include commanders of air divisions.

k. Purple Heart:

(1) The Purple Heart is a heart-shaped pendant of purple enamel bearing the relief head of General Washington in gold and the Washington shield in colors. The ribbon is dark purple with white edges.

(2) The Purple Heart, established by General George Washington in 1782 and reestablished by War Department General Orders No. 3, 1932, is awarded to members of the Armed Forces of the United States, and civilian citizens of the United States, who, while serving with the Air Force, are wounded in action against an enemy of the United States. The wound must have necessitated medical treatment and must have been received as a direct result of an act of the enemy. Indirect results of enemy action, such as disease,

## MILITARY PERSONNEL - CONTINUED

## DEFINITIONS

4. MILITARY DECORATIONS (Continued)a. Purple Heart (Continued)

exposure, or personal injury not directly attributable to an act of the enemy, are not a basis for an award. Multiple wounds received at the same instant are counted as a basis for but one award.

(3) Posthumous awards of the Purple Heart to Air Force personnel killed in action will be made by the Department of the Air Force.

(4) Authority to award the Purple Heart may be delegated during wartime down to include commanders or groups or comparable organizations.

5. CIVILIAN DECORATIONS:a. Medal for Merit:

(1) The Medal for Merit consists of a bronze eagle upon a circle of blue enamel with white stars, suspended from a ribbon of magenta silk centering two white lines.

(2) The Medal for Merit, established by law, is awarded to civilians who distinguish themselves by exceptionally meritorious conduct in the performance of outstanding services. Awards to foreign civilians were limited to those of Allied nations who aided in World War II. This award is comparable to the Distinguished Service Medal (act of 20 July 1942, 56 Stat 662; 10 USC 1408b (2); ML 1949, sec. 924a (2), as amended).

(3) Authority to award the Medal for Merit is vested in the President of the United States who established the Medal for Merit Board to consider recommendations submitted by the services and other agencies.

b. President's Certificate of Merit:

(1) The President's Certificate of Merit, unlike most other decorations, has neither ribbon nor medallion. It consists solely of a certificate signed by the President of the United States.

(2) The President's Certificate of Merit, established by Executive Order 9734; 6 June 1945, as amended, was awarded to any civilian who performed a meritorious act or service aiding the United States or its allies during World War II. The merit was of high degree.

c. Medal of Freedom:

(1) The Medal of Freedom is a circular bronze medallion bearing the head of the goddess of freedom with a ribbon of red silk centering four white lines.

(2) The Medal of Freedom, established by Executive Order 9586, 6 July 1945, as amended, by Executive Order 10336, may be awarded to any person not hereinafter specifically excluded, who, on or after 7 December 1941, has performed a meritorious act or service which has either:

(a) Aided the United States in the prosecution of a war against an enemy or enemies, or

(b) Aided any nation engaged with the United States in the prosecution of a war against a common enemy or enemies, or

(c) Furthered the interests of the security of the United States or of any nation allied or associated with the United States during any period of national emergency declared by the President or the Congress, and for which act or service the award of any other United States medal or decoration is considered inappropriate.

Note: In special circumstances and without regard to the existence of a state of war or national emergency, the Medal of Freedom may also be awarded by, or at the direction of, the President of the United States, to any person, not hereinafter specifically excluded, for performance of a meritorious act or service in the interests of the security of the United States.

(3) The Medal of Freedom will not be awarded to a citizen of the United States for any act or service performed within the continental limits of the United States; neither will it be awarded to a member of the Armed Forces of the United States. Awards to citizens of the United States will be without reference to degree and the Medal of Freedom without Palm will be issued.

(4) Awards to citizens and members of armed forces of foreign nations are made in the following degrees which correspond to the respective military decorations indicated:

(a) Gold Palm (Legion of Merit, Chief Commander)

(b) Silver Palm (Legion of Merit, Commander)

(c) Bronze Palm (Legion Merit, officer or Legionnaire)

(d) Without Palm (Bronze Star Medal)

## MILITARY PERSONNEL - CONTINUED

## DEFINITIONS

5. CIVILIAN DECORATIONS (Continued)d. Exceptional Service Award:

(1) The Exceptional Service Award consists of a gold colored medal bearing the Air Force coat of arms within a wreath of laurel leaves and a ribbon of dark blue silk centering three dotted golden-orange lines.

(2) The Exceptional Service Award, established by the Secretary of the Air Force, 30 August 1948, recognizes United States civilians not employed by the Air Force, who distinguish themselves by exceptional services rendered to the Department of the Air Force. This award corresponds to the Exceptional Civilian Service Award which is awarded only to civilian employees of the Department of the Air Force.

e. Air Force Scroll of Appreciation:

(1) The Air Force Scroll of Appreciation consists of a signed citation describing the act or service being recognized. It is not accompanied by a lapel pin or other device.

(2) The Air Force Scroll of Appreciation, established by the Secretary of the Air Force, August 1948, recognizes heroic or meritorious achievement or service rendered to any activity of the Department of the Air Force by any person not in the armed forces or employ of the government. It may be awarded to groups or organizations as well as to individuals. Recommendations, including supporting evidence and a proposed citation, may be submitted through channels by any activity within the Air Force.

DEPARTMENT OF AIR FORCE PERSONNEL

Military personnel who have been commissioned, appointed, or enlisted in the United States Air Force.

DEPARTMENT OF ARMY PERSONNEL

Military personnel who have been commissioned, appointed, or enlisted in the United States Army. Such personnel included herein are identified as SCARWAF.

DEPARTMENTAL STATUS

The basic department of the Department of Defense in which an individual is currently commissioned, appointed or enlisted, regardless of whether or not such individual has been placed on duty with another of the departments.

FUNCTIONAL GROUP

The general grouping of personnel according to their status as to permanent party or pipeline.

IMMEDIATE REENLISTMENT

A reenlistment in the Regular Air Force within 24 hours within the same unit from which separated.

INDEFINITE TERM OF ENLISTMENT

An unspecified period of time.

INTACT UNIT

A unit with all elements of a unit.

OPERATING CONTROL

Control exercised over the combat or service operation of subordinate or other organizations. Operational control comprises those functions of a command involving the composition of subordinate forces, the assignment of tasks, the designation of objectives, and the authoritative direction necessary to accomplish the mission. Normally it does not include such matters as administration, discipline, or internal organization.

OPERATING LOCATION

A permanent duty station of an individual. A station is considered permanent if the orders specify a period of three months or longer. If no period is specified the duty station is considered permanent.

PERMANENT PARTY PERSONNEL

Those personnel assigned to a unit to perform their principal duty in the furtherance of the missions of the unit and who are properly chargeable against the authorization of the unit. This is to include assigned over-strength.

PIPELINE PERSONNEL

Those USAF, SCARWAF, and Navy personnel who are (assigned to an Air Force Unit temporarily for the purpose of administration and enlistment, reenlistment, replacement processing, training or hospitalization), i.e., those who are temporarily ineffective. Such personnel are not chargeable against the specific authorizations of the unit to which they are assigned while in a pipeline status.



## MILITARY PERSONNEL - CONTINUED

## DEFINITIONS

The categories of pipeline personnel are defined as follows:

- (1) Oversea Replacements. Personnel who are assigned to a unit to be processed for further reassignment and movement to duty with an overseas unit.
- (2) Returnees. Personnel who are assigned to be processed for return from overseas for further reassignment and movement to duty with a ZI unit.
- (3) Fillers. Personnel assigned to a unit as a result of just having entered extended active duty and who are awaiting reassignment to another unit for duty, further training, or overseas movement.
- (4) Patients. Hospitalized personnel assigned to an Air Force unit which administers personnel undergoing inpatient treatment at a medical facility operated by any of the three military departments.
- (5) Students. Personnel assigned in a student status to a unit charged with administration of individuals attending a formal course of instructions at a service or civilian school or a basic military training course.

PRIMARY AIR FORCE SPECIALTY (Primary AFS)

The awarded AFS in which an Officer or Airman is not highly qualified to perform duty.

REGULAR AIR FORCE PERSONNEL

Department of the Air Force military personnel who are, by enlistment, appointment, or commission, members of the Regular United States Air Force.

SCARWAF PERSONNEL

Those Department of the Army personnel assigned as permanent party or pipeline to a USAF or SCARWAF unit.

SKILL LEVEL

The level of an AFS which indicates the degree of qualification of airmen:

<u>Skill Level</u>	<u>Fourth Digit of AFSC</u>
Advanced	7
Skilled	5
Semi-skilled	3
Unskilled	1

TACTICAL AIR CREW

A stipulated number of tactical air crew personnel locally organized as a crew to operate primary tactical unit aircraft.

TACTICAL AIR CREW PERSONNEL

Personnel whose current principal duty is the occupancy of an air crew position in a primary tactical unit aircraft.

TACTICAL UNIT

A unit organized for the direct accomplishment of combat mission or for operations in direct support thereof (specifically, those types of units listed in Table 11, parts A, C and D, APL 150-10, 2 February 1953)

TRANSFER

Permanent change in departmental status, regardless of whether or not accompanied by a change of command status and/or unit assignment.

USAF PERSONNEL

Those Department of the Air Force military personnel assigned as permanent party or pipeline to a USAF or SCARWAF unit.

## MILITARY PERSONNEL - CONTINUED

## MILITARY PERSONNEL TRAINING

## DEFINITIONS

COURSE LENGTHS

A table showing the approximate length of courses at the Air University, Air War College, Air Command and Staff School, and Joint Service School for FY 1954 is entered below:

Air War College (Top Secret) . . . . .	52 Weeks
Field Officer Course (Top Secret). . . . .	22 Weeks
Squadron Officer Course (Restricted) . . . . .	17 Weeks
Communications Electronics Staff Officer Course (Crypto) . . . . .	22 Weeks
Logistic Staff Officer Course (Top Secret) . . . . .	22 Weeks
Comptroller Staff Officer Course (Secret). . . . .	15 Weeks
Judge Advocate General Staff Officer Course (Restricted) . . . . .	10 Weeks
Academic Instructor Course (Restricted). . . . .	9 Weeks
Air Weapon Course (Top Secret) . . . . .	7 Weeks
Air Weapon Orientation Course (Top Secret) . . . . .	2 Weeks
Intelligence Staff Officer Course (Top Secret) . . . . .	22 Weeks

DEPOT LEVEL TRAINING

Depot Level Training is training designed to train Air Force personnel at depot level to overhaul equipment to bring it up to new standards.

FATALITY

This type of attrition is a student lost from a course by reason of accidental death, occurring as a direct result of training while actually undergoing instruction. (Students becoming fatalities by reason of death from other causes are reported as "Other".)

FOREIGN NATIONALS

Students who are detailed to the school in an attached status from any foreign country, territory, or possession, excluding those possessions and territories of the United States of America.

GRADUATES

Students who have successfully completed a course in which enrolled.

HOLDOVERS

Students who do not graduate when normally scheduled, but are still enrolled in the course. These students are reported as enrolled at the beginning of the ensuing period unless otherwise disposed of.

LOSSES

Losses includes three groups of students:

1. Those who fail a course because of academic or flying deficiency.
2. Those who are losses from service because of fatality as a direct result of training.
3. Those who are withdrawn from a course because of illness, death, or any reason other than 1 and 2 above and who will not continue that course at a later date.

## MILITARY PERSONNEL -CONTINUED

## MILITARY PERSONNEL TRAINING - CONTINUED

## DEFINITIONS

STUDENTS

Training students are those personnel enrolled for the purpose of undergoing standardized courses of instruction at service schools conducted by the US Air Force, Army Navy, and Civilian Schools and Hospitals. (This group includes USAF, Army, Navy, and Civilian students, or foreign nationals.) In referring to USAF training, students fall under these categories:

1. Assigned - Personnel assigned to the school unit and for whom the school unit is responsible for morning report strength accountability.
2. Attached - Personnel attached to the school unit from other units of the Air Force or other Federal agencies, who are scheduled to return to their respective units upon completion of the course, and for whom strength accountability is at all times maintained by such other units.

UTILIZATION AIR FORCE SPECIALTY (Utilization AFS)

The AFS which identifies the most recent duty position in the primary AFS, an additional AFS, or an AFS toward which the airman is training.

TABLE 122 - DEPARTMENTAL STRENGTH OF OFFICER PERSONNEL BY AERONAUTICAL STATUS,  
BY FLYING STATUS, BY GRADE IN WHICH SERVING - FY 1955

RATED AND NON-RATED BY GRADE IN WHICH SERVING	30 SEPTEMBER 1954		31 DECEMBER 1954		31 MARCH 1955		30 JUNE 1955	
	On Flying Status	Not On Flying Status	On Flying Status	Not On Flying Status	On Flying Status	Not on Flying Status	On Flying Status	Not on Flying Status
<u>PILOT - TOTAL</u> . . . . .	<u>20,682</u>	<u>2,918</u>	<u>21,297</u>	<u>2,920</u>	<u>22,285</u>	<u>2,849</u>	<u>23,007</u>	<u>2,942</u>
General. . . . .	309	12	332	12	325	15	324	10
Colonel. . . . .	2,465	84	2,434	87	2,475	91	2,616	92
Lieutenant Colonel . . . . .	3,622	177	3,630	187	3,659	171	3,813	174
Major. . . . .	9,436	581	9,485	558	10,479	624	10,102	617
Captain. . . . .	16,744	1,517	16,492	1,514	17,895	1,574	17,740	1,648
First Lieutenant . . . . .	11,824	527	12,789	534	11,804	358	12,974	349
Second Lieutenant. . . . .	6,282	20	6,135	28	5,568	16	5,433	52
Warrant Officer. . . . .	-	-	-	-	-	-	-	-
<u>AIRCRAFT OBSERVER - TOTAL</u> . . . . .	<u>16,239</u>	<u>2,014</u>	<u>17,008</u>	<u>2,015</u>	<u>17,948</u>	<u>2,095</u>	<u>18,654</u>	<u>2,159</u>
General. . . . .	16	-	17	-	16	-	17	-
Colonel. . . . .	126	41	143	51	121	56	119	54
Lieutenant Colonel . . . . .	445	122	444	127	447	135	468	141
Major. . . . .	1,853	475	1,893	487	2,129	571	2,087	538
Captain. . . . .	4,792	992	4,650	1,038	5,192	1,113	5,177	1,159
First Lieutenant . . . . .	5,177	330	5,759	295	5,742	197	6,523	221
Second Lieutenant. . . . .	3,830	54	4,102	17	4,301	23	4,263	46
Warrant Officer. . . . .	-	-	-	-	-	-	-	-
<u>NON-RATED - TOTAL</u> . . . . .	<u>5,436</u>	<u>52,222</u>	<u>5,964</u>	<u>51,830</u>	<u>6,191</u>	<u>51,584</u>	<u>7,497</u>	<u>51,325</u>
General. . . . .	1	43	1	47	1	46	1	44
Colonel. . . . .	64	1,585	66	1,517	64	1,519	60	1,575
Lieutenant Colonel . . . . .	69	3,913	68	3,858	70	3,875	69	4,010
Major. . . . .	128	7,842	133	7,738	134	8,091	130	7,828
Captain. . . . .	329	9,436	324	9,392	373	10,010	344	9,796
First Lieutenant . . . . .	613	12,782	524	13,637	425	12,854	493	15,808
Second Lieutenant. . . . .	4,205	13,205	4,824	12,251	5,099	11,868	6,378	8,621
Warrant Officer. . . . .	27	3,416	24	3,390	25	3,321	22	3,643

Source: Personnel Statistics Division, Directorate of Statistical Services, DCS/Comptroller.

TABLE 123 - DEPARTMENTAL STRENGTH OF OFFICER PERSONNEL BY FLYING STATUS,  
BY AERONAUTICAL RATING - FY 1955

RATING AND DESIGNATION	30 SEPTEMBER 1954		31 DECEMBER 1954		31 MARCH 1955		30 JUNE 1955	
	On Flying Status	Not on Flying Status	On Flying Status	Not on Flying Status	On Flying Status	Not on Flying Status	On Flying Status	Not on Flying Status
<u>DEPARTMENTAL STRENGTH - TOTAL</u> .	<u>72,357</u>	<u>57,154</u>	<u>74,269</u>	<u>56,765</u>	<u>76,424</u>	<u>56,528</u>	<u>79,158</u>	<u>56,426</u>
<u>RATED - TOTAL</u> . . . . .	<u>66,921</u>	<u>4,932</u>	<u>68,305</u>	<u>4,935</u>	<u>70,233</u>	<u>4,944</u>	<u>71,661</u>	<u>5,101</u>
<u>Pilot - Total</u> . . . . .	<u>50,682</u>	<u>2,918</u>	<u>51,297</u>	<u>2,920</u>	<u>52,285</u>	<u>2,849</u>	<u>53,007</u>	<u>2,942</u>
Command . . . . .	1,098	38	1,140	40	1,227	42	1,343	63
Senior . . . . .	19,329	332	20,053	355	20,899	331	21,491	397
Pilot . . . . .	30,255	2,548	30,104	2,525	30,159	2,476	30,173	2,482
<u>Aircraft Observer - Total</u> . . . . .	<u>16,239</u>	<u>2,014</u>	<u>17,008</u>	<u>2,015</u>	<u>17,948</u>	<u>2,095</u>	<u>18,654</u>	<u>2,159</u>
Senior . . . . .	1,912	27	2,456	34	2,786	42	3,039	87
Observer . . . . .	14,192	1,958	14,416	1,962	15,051	2,008	15,500	2,030
Medical . . . . .	135	29	136	19	111	45	115	42
<u>NON-RATED - TOTAL a/</u> . . . . .	<u>5,436</u>	<u>52,222</u>	<u>5,964</u>	<u>51,830</u>	<u>6,191</u>	<u>51,584</u>	<u>7,497</u>	<u>51,325</u>
<u>Aeronautical Designation - Total</u> . . . . .	<u>654</u>	<u>577</u>	<u>660</u>	<u>650</u>	<u>658</u>	<u>635</u>	<u>644</u>	<u>620</u>
Flight Surgeon . . . . .	234	76	264	97	259	73	246	75
Aviation Medical Examiner . . . . .	244	101	246	108	245	98	232	98
Flight Nurse . . . . .	176	400	150	445	154	464	166	447
<u>No Rating or Designation - Total</u> . . . . .	<u>4,782</u>	<u>51,645</u>	<u>5,304</u>	<u>51,180</u>	<u>5,533</u>	<u>50,949</u>	<u>6,853</u>	<u>50,705</u>

a/ Includes Warrant Officers.

Source: Personnel Statistics Division, Directorate of Statistical Services, DCS/Comptroller.

TABLE 124 - DEPARTMENTAL STRENGTH OF OFFICER PERSONNEL BY AERONAUTICAL STATUS,  
BY FLYING STATUS, BY COMMAND - 31 DEC 1954 AND 30 JUN 1955

COMMAND AND FUNCTIONAL GROUP	TOTAL		PILOT		AIRCRAFT OBSERVER		NON-RATED	
	On Flying Status	Not on Flying Status	On Flying Status	Not on Flying Status	On Flying Status	Not on Flying Status	On Flying Status	Not on Flying Status
31 DECEMBER 1954								
<u>TOTAL</u> . . . . .	<u>74,269</u>	<u>56,765</u>	<u>51,297</u>	<u>2,920</u>	<u>17,008</u>	<u>2,015</u>	<u>5,964</u>	<u>51,830</u>
<u>STUDENTS, TRANSIENTS AND PATIENTS - TOTAL</u> . . . . .	<u>11,165</u>	<u>4,853</u>	<u>3,911</u>	<u>140</u>	<u>2,117</u>	<u>139</u>	<u>5,137</u>	<u>4,574</u>
<u>PERMANENT PARTY - TOTAL</u> . . . . .	<u>63,104</u>	<u>51,912</u>	<u>47,386</u>	<u>2,780</u>	<u>14,891</u>	<u>1,876</u>	<u>827</u>	<u>47,256</u>
<u>CONTINENTAL US - TOTAL</u> . . . . .	<u>47,833</u>	<u>34,554</u>	<u>35,294</u>	<u>1,885</u>	<u>11,991</u>	<u>1,260</u>	<u>548</u>	<u>31,409</u>
Air Defense Command . . . . .	5,826	3,688	4,321	255	1,466	78	39	3,355
Air Force Finance Division . . . . .	7	35	7	3	-	1	-	31
Air Materiel Command . . . . .	1,061	2,348	917	131	123	87	21	2,130
Air Proving Ground Command . . . . .	479	451	418	17	54	17	7	417
Air Research and Development Command . . . . .	1,799	2,693	1,535	89	235	78	29	2,526
Air Training Command . . . . .	9,052	6,962	6,858	405	2,082	218	112	6,339
Air University . . . . .	1,351	1,462	1,254	90	58	109	39	1,263
Continental Air Command . . . . .	711	1,455	674	97	23	55	14	1,303
Headquarters Command, USAF . . . . .	915	2,488	841	181	52	103	22	2,204
Headquarters, US Air Force . . . . .	1,536	1,453	1,424	80	96	74	16	1,299
Military Air Transport Service . . . . .	4,829	2,998	3,711	125	1,030	82	88	2,791
Strategic Air Command . . . . .	15,791	5,920	9,585	291	6,097	281	109	5,348
Tactical Air Command . . . . .	4,280	1,957	3,579	89	650	51	51	1,817
USAF Security Service . . . . .	162	607	139	28	22	26	1	553
USAF Academy . . . . .	34	37	31	4	3	-	-	33
<u>OVERSEAS - TOTAL</u> . . . . .	<u>15,271</u>	<u>17,358</u>	<u>12,092</u>	<u>895</u>	<u>2,900</u>	<u>616</u>	<u>279</u>	<u>15,847</u>
Air Defense Command . . . . .	58	64	38	6	20	3	-	55
Air Materiel Command . . . . .	11	27	11	1	-	-	-	26
Air Research and Development Command . . . . .	15	8	13	1	2	-	-	7
Alaskan Air Command . . . . .	922	1,107	686	66	221	31	15	1,010
Caribbean Air Command . . . . .	132	101	124	8	2	4	6	89
Far East Air Forces . . . . .	4,554	5,174	3,622	241	875	145	57	4,788
Headquarters Command, USAF . . . . .	527	541	494	35	31	20	2	486
Joint US Military Advisory Group . . . . .	32	55	28	-	2	1	2	54
Military Air Transport Service . . . . .	2,631	2,115	1,951	135	591	61	89	1,919
Northeast Air Command . . . . .	644	710	469	39	165	24	10	647
Strategic Air Command . . . . .	789	1,040	451	59	324	75	14	906
US Air Forces, Europe . . . . .	4,856	5,945	4,126	275	646	235	84	5,435
USAF Security Service . . . . .	100	471	79	29	21	17	-	425

TABLE 124 - DEPARTMENTAL STRENGTH OF OFFICER PERSONNEL BY AERONAUTICAL STATUS,  
BY FLYING STATUS, BY COMMAND - 31 DEC 1954 AND 30 JUN 1955 (CONTINUED)

COMMAND AND FUNCTIONAL GROUP	TOTAL		PILOT		AIRCRAFT OBSERVER		NON-RATED	
	On Flying Status	Not on Flying Status	On Flying Status	Not on Flying Status	On Flying Status	Not on Flying Status	On Flying Status	Not on Flying Status
30 JUNE 1955								
<u>TOTAL</u> . . . . .	<u>79,158</u>	<u>56,426</u>	<u>53,007</u>	<u>2,942</u>	<u>18,654</u>	<u>2,159</u>	<u>7,497</u>	<u>51,325</u>
<u>STUDENTS, TRANSIENTS AND PATIENTS - TOTAL</u> . . . . .	<u>14,268</u>	<u>4,556</u>	<u>4,793</u>	<u>228</u>	<u>2,352</u>	<u>177</u>	<u>7,123</u>	<u>4,151</u>
<u>PERMANENT PARTY - TOTAL</u> . . . . .	<u>64,890</u>	<u>51,870</u>	<u>48,214</u>	<u>2,714</u>	<u>16,302</u>	<u>1,982</u>	<u>374</u>	<u>47,174</u>
<u>CONTINENTAL US - TOTAL</u> . . . . .	<u>49,664</u>	<u>34,861</u>	<u>36,140</u>	<u>1,861</u>	<u>13,338</u>	<u>1,347</u>	<u>186</u>	<u>31,653</u>
Air Defense Command . . . . .	5,746	3,710	4,374	227	1,365	112	7	3,371
Air Force Finance Division . . . . .	3	39	3	3	-	3	-	33
Air Materiel Command . . . . .	1,103	2,414	921	138	174	95	8	2,181
Air Proving Ground Command . . . . .	474	455	404	27	62	17	8	411
Air Research and Development Command . . . . .	1,819	2,895	1,544	109	243	85	32	2,701
Air Training Command . . . . .	9,038	6,480	6,950	366	2,062	213	26	5,901
Air University . . . . .	1,403	1,539	1,297	87	88	111	18	1,341
Continental Air Command . . . . .	942	1,573	776	110	155	66	11	1,397
Headquarters Command, USAF . . . . .	980	2,514	909	135	63	109	8	2,270
Headquarters, US Air Force . . . . .	1,549	1,483	1,437	77	101	76	11	1,330
Military Air Transport Service . . . . .	5,027	2,890	3,695	129	1,303	85	29	2,676
Strategic Air Command . . . . .	16,454	6,050	9,707	317	6,730	280	17	5,453
Tactical Air Command . . . . .	4,789	2,083	3,845	94	934	53	10	1,936
USAF Security Service . . . . .	185	652	160	32	24	37	1	583
USAF Academy . . . . .	152	84	118	10	34	5	-	69
<u>OVERSEAS - TOTAL</u> . . . . .	<u>15,226</u>	<u>17,009</u>	<u>12,074</u>	<u>853</u>	<u>2,964</u>	<u>635</u>	<u>188</u>	<u>15,521</u>
Air Defense Command . . . . .	56	66	34	8	22	3	-	55
Air Materiel Command . . . . .	9	33	9	4	-	-	-	29
Air Research and Development Command . . . . .	19	7	17	2	2	-	-	5
Alaskan Air Command . . . . .	922	1,073	653	70	262	31	7	972
Caribbean Air Command . . . . .	123	114	112	9	3	5	8	100
Far East Air Forces . . . . .	4,202	4,599	3,419	209	743	163	40	4,227
Headquarters Command, USAF . . . . .	753	989	701	52	51	32	1	905
Joint US Military Advisory Group . . . . .	39	65	36	3	1	3	2	59
Military Air Transport Service . . . . .	2,589	2,011	1,902	122	623	60	64	1,829
Northeast Air Command . . . . .	688	722	507	33	175	18	6	671
Strategic Air Command . . . . .	840	1,123	470	62	355	75	15	986
US Air Forces, Europe . . . . .	4,886	5,722	4,135	253	706	229	45	5,240
USAF Security Service . . . . .	100	485	79	26	21	16	-	443

Source: Personnel Statistics Division, Directorate of Statistical Services, DCS/Comptroller

TABLE 125 - DEPARTMENTAL STRENGTH OF OFFICER PERSONNEL ON FLYING STATUS  
BY AERONAUTICAL RATING, BY AGE - 30 SEP 1954 AND 31 MAY 1955

AGE GROUP	30 SEPTEMBER 1954 <sup>a/</sup>				30 JUNE 1955			
	Total	Pilot	Aircraft Observer	Non-Rated	Total	Pilot	Aircraft Observer	Non-Rated
<u>TOTAL</u> . . . . .	<u>72,357</u>	<u>50,682</u>	<u>16,239</u>	<u>5,436</u>	<u>79,158</u>	<u>53,007</u>	<u>18,654</u>	<u>7,497</u>
<u>20 through 24 - Total</u> . . . . .	<u>13,792</u>	<u>6,089</u>	<u>3,845</u>	<u>3,858</u>	<u>17,285</u>	<u>6,299</u>	<u>4,925</u>	<u>6,071</u>
20 . . . . .	136	1	17	118	43	35	7	1
21 . . . . .	1,241	328	428	485	1,225	581	598	46
22 . . . . .	3,052	1,088	864	1,100	3,490	1,156	1,410	924
23 . . . . .	4,187	1,801	1,008	1,378	6,745	1,780	1,417	3,548
24 . . . . .	5,176	2,871	1,528	777	5,782	2,747	1,483	1,552
<u>25 through 29 - Total</u> . . . . .	<u>14,301</u>	<u>9,633</u>	<u>3,481</u>	<u>1,187</u>	<u>16,372</u>	<u>10,567</u>	<u>4,500</u>	<u>1,305</u>
25 . . . . .	4,574	2,831	1,284	459	5,569	3,285	1,607	677
26 . . . . .	3,438	2,272	832	334	4,463	2,844	1,280	339
27 . . . . .	1,668	1,124	312	232	3,228	2,122	897	209
28 . . . . .	1,616	1,200	313	103	1,601	1,171	368	62
29 . . . . .	3,005	2,206	740	59	1,511	1,145	348	18
<u>30 through 34 - Total</u> . . . . .	<u>25,369</u>	<u>20,249</u>	<u>4,898</u>	<u>222</u>	<u>21,763</u>	<u>17,373</u>	<u>4,344</u>	<u>46</u>
30 . . . . .	3,968	3,128	788	52	2,821	2,123	687	11
31 . . . . .	4,555	3,558	943	54	3,833	3,087	737	9
32 . . . . .	5,052	4,046	971	35	4,380	3,470	903	7
33 . . . . .	6,065	4,900	1,132	33	4,862	3,926	927	9
34 . . . . .	5,729	4,617	1,064	48	5,867	4,767	1,090	10
<u>35 through 39 - Total</u> . . . . .	<u>16,448</u>	<u>12,762</u>	<u>3,565</u>	<u>121</u>	<u>19,859</u>	<u>15,754</u>	<u>4,049</u>	<u>56</u>
35 . . . . .	4,678	3,725	918	35	5,555	4,496	1,039	20
36 . . . . .	4,337	3,391	919	27	4,521	3,657	851	13
37 . . . . .	3,404	2,594	790	20	4,160	3,282	868	10
38 . . . . .	2,437	1,860	560	17	3,260	2,507	744	9
39 . . . . .	1,592	1,192	378	22	2,363	1,812	547	4
<u>40 through 44 - Total</u> . . . . .	<u>1,553</u>	<u>1,227</u>	<u>269</u>	<u>37</u>	<u>2,693</u>	<u>2,228</u>	<u>651</u>	<u>14</u>
40 . . . . .	634	505	124	5	1,543	1,168	373	2
41 . . . . .	322	252	57	13	625	492	130	3
42 . . . . .	218	171	40	7	310	251	56	3
43 . . . . .	212	170	32	10	216	161	52	3
44 . . . . .	167	129	36	2	179	156	40	3
<u>45 through 49 - Total</u> . . . . .	<u>594</u>	<u>480</u>	<u>105</u>	<u>2</u>	<u>631</u>	<u>489</u>	<u>138</u>	<u>4</u>
45 . . . . .	152	126	24	2	153	117	36	-
46 . . . . .	128	96	29	3	155	122	30	3
47 . . . . .	101	81	18	2	120	91	29	-
48 . . . . .	114	91	21	2	93	74	18	1
49 . . . . .	99	86	13	-	110	85	25	-
<u>50 through 54 - Total</u> . . . . .	<u>255</u>	<u>204</u>	<u>50</u>	<u>1</u>	<u>306</u>	<u>254</u>	<u>51</u>	<u>1</u>
50 . . . . .	81	65	15	1	102	88	13	1
51 . . . . .	58	49	9	-	78	64	14	-
54 . . . . .	61	46	15	-	56	49	7	-
53 . . . . .	29	22	7	-	48	34	14	-
54 . . . . .	26	22	4	-	22	19	3	-
<u>55 through 59 - Total</u> . . . . .	<u>40</u>	<u>34</u>	<u>5</u>	<u>1</u>	<u>48</u>	<u>42</u>	<u>6</u>	<u>-</u>
55 . . . . .	10	7	2	-	21	19	2	-
56 . . . . .	6	4	2	-	8	5	3	-
57 . . . . .	9	8	1	-	2	2	-	-
58 . . . . .	11	11	-	-	9	8	1	-
59 . . . . .	4	4	-	-	8	8	-	-
<u>60 and Older - Total</u> . . . . .	<u>2</u>	<u>4</u>	<u>1</u>	<u>-</u>	<u>1</u>	<u>1</u>	<u>-</u>	<u>-</u>

a/ Uneven spacing between report is due to rescheduling of central repository reports and age data reports.

Source: Personnel Statistics Division, Directorate of Statistical Services, DCS/Comptroller.



TABLE 126 - USAF AIR CREWS BY MISSION, BY TYPE AND MODEL AIRCRAFT -  
FY 1954 AND FY 1955

TYPE AND MODEL AIRCRAFT WITHIN MISSION DESIGNATION	31 DECEMBER 1953	30 JUNE 1954	31 DECEMBER 1954	30 JUNE 1955
<u>TOTAL</u> . . . . .	<u>11,528</u>	<u>11,643</u>	<u>12,758</u>	<u>12,248</u>
<u>TACTICAL AIR CREWS - TOTAL</u> . . . . .	<u>8,580</u>	<u>9,337</u>	<u>10,394</u>	<u>9,949</u>
<u>Combat and Troop Carrier - Total</u> . . . . .	<u>7,141</u>	<u>7,708</u>	<u>8,362</u>	<u>7,984</u>
<u>Strategic - Total</u> . . . . .	<u>1,739</u>	<u>1,961</u>	<u>2,182</u>	<u>2,100</u>
<u>Heavy Bombardment - Total</u> . . . . .	<u>167</u>	<u>190</u>	<u>192</u>	<u>241</u>
B-36 . . . . .	167	190	192	193
B-47 . . . . .	-	-	-	48
<u>Medium Bombardment - Total</u> . . . . .	<u>834</u>	<u>937</u>	<u>1,066</u>	<u>1,056</u>
B-29 . . . . .	201	106	898	957
B/YRB-47 . . . . .	496	756	93	99
B-50 . . . . .	137	75	75	-
<u>Strategic Reconnaissance (Heavy) - Total</u> . . . . .	<u>112</u>	<u>121</u>	<u>128</u>	<u>120</u>
RB-36 . . . . .	112	121	128	120
<u>Strategic Reconnaissance (Medium) - Total</u> . . . . .	<u>154</u>	<u>193</u>	<u>233</u>	<u>262</u>
B/RB-29 . . . . .	29	13	14	5
RB-45 . . . . .	4	11	-	-
YRB/RB-47 . . . . .	82	144	202	228
RB-50 . . . . .	39	25	17	29
<u>Strategic Reconnaissance (Fighter) - Total</u> . . . . .	<u>-</u>	<u>-</u>	<u>-</u>	<u>42</u>
F-84F . . . . .	-	-	-	35
RF-84F . . . . .	-	-	-	7
<u>Strategic Fighter - Total</u> . . . . .	<u>472</u>	<u>520</u>	<u>563</u>	<u>379</u>
F-84F . . . . .	-	169	457	337
F-84G . . . . .	472	351	106	42
<u>Air Defense - Total</u> . . . . .	<u>2,904</u>	<u>2,825</u>	<u>2,993</u>	<u>2,666</u>
<u>Fighter Interceptor - Total</u> . . . . .	<u>2,904</u>	<u>2,825</u>	<u>2,993</u>	<u>2,666</u>
F-51 . . . . .	51	-	9	-
F-80 . . . . .	58	-	4	-
F-84 . . . . .	77	-	-	2
F-86 . . . . .	871	672	335	10
F-86D . . . . .	1,011	1,225	1,508	1,714
F-86F . . . . .	-	-	159	71
F-89 . . . . .	130	170	154	104
F-89D . . . . .	-	153	314	442
F-94 . . . . .	388	243	70	38
F-94C . . . . .	279	331	421	285
T-33 . . . . .	39	31	19	-
<u>Tactical - Total</u> . . . . .	<u>1,812</u>	<u>2,288</u>	<u>2,555</u>	<u>2,675</u>
<u>Light Bombardment - Total</u> . . . . .	<u>284</u>	<u>267</u>	<u>142</u>	<u>170</u>
B-26 . . . . .	252	208	109	74
B-45 . . . . .	32	59	33	51
B-57 . . . . .	-	-	-	45
<u>Tactical Bombardment - Total</u> . . . . .	<u>-</u>	<u>-</u>	<u>111</u>	<u>64</u>
B-26 . . . . .	-	-	111	64
<u>Tactical Reconnaissance - Total</u> . . . . .	<u>431</u>	<u>413</u>	<u>467</u>	<u>427</u>
C-47 . . . . .	-	-	-	9
RB-26 . . . . .	97	80	90	98
RB-45 . . . . .	-	-	16	16
RB-57 . . . . .	-	16	33	46
RC-45 . . . . .	7	3	-	-
RF-80 . . . . .	209	222	250	113
RF-84 . . . . .	-	-	-	83
RF-86 . . . . .	6	15	17	24
RF-100 . . . . .	-	-	-	3
LT-6 . . . . .	112	77	61	30

TABLE 126 - USAF AIR CREWS BY MISSION, BY TYPE AND MODEL AIRCRAFT -  
FY 1954 AND FY 1955 (CONTINUED)

TYPE AND MODEL AIRCRAFT WITHIN MISSION DESIGNATION	31 DECEMBER 1953	30 JUNE 1954	31 DECEMBER 1954	30 JUNE 1955
<u>Fighter Bomber - Total</u> . . . . .	<u>1,097</u>	<u>1,529</u>	<u>1,589</u>	<u>1,688</u>
F-80 . . . . .	27	-	-	-
F-84 . . . . .	290	-	-	-
F-84F . . . . .	-	-	184	324
F-84G . . . . .	191	492	227	273
F-86 . . . . .	589	643	248	-
F-86D . . . . .	-	6	-	-
F-86F . . . . .	-	388	930	881
F-86H . . . . .	-	-	-	210
<u>Fighter Day - Total</u> . . . . .	-	<u>72</u>	<u>246</u>	<u>326</u>
F-86 . . . . .	-	79	102	-
F-86F . . . . .	-	-	118	173
F-86H . . . . .	-	-	-	91
F-100 . . . . .	-	-	26	62
<u>Troop Carrier - Total</u> . . . . .	<u>686</u>	<u>634</u>	<u>632</u>	<u>543</u>
<u>Troop Carrier (Heavy) - Total</u> . . . . .	<u>105</u>	<u>123</u>	<u>122</u>	<u>149</u>
C-54 . . . . .	-	-	-	12
C-124 . . . . .	105	123	122	137
<u>Troop Carrier (Medium) - Total</u> . . . . .	<u>581</u>	<u>511</u>	<u>510</u>	<u>394</u>
C-46 . . . . .	111	62	28	-
C-47 . . . . .	23	16	19	5
C-54 . . . . .	19	19	17	-
C-119 . . . . .	428	414	446	389
<u>Support Forces - Total</u> . . . . .	<u>1,439</u>	<u>1,629</u>	<u>2,032</u>	<u>1,965</u>
<u>Troop Carrier Assault - Total</u> . . . . .	<u>14</u>	<u>21</u>	<u>45</u>	<u>52</u>
H-19 . . . . .	10	16	36	38
YC-122 . . . . .	4	5	9	14
<u>Air Transport - Total</u> . . . . .	<u>201</u>	<u>376</u>	<u>543</u>	<u>527</u>
SA-16 . . . . .	-	6	6	8
C-47 . . . . .	4	2	2	-
C-54 . . . . .	123	208	226	173
C-74 . . . . .	-	11	12	6
C-97 . . . . .	20	45	70	72
C-118 . . . . .	21	19	45	57
C-119 . . . . .	-	7	8	-
C-121 . . . . .	-	1	1	-
C-124 . . . . .	33	77	173	211
<u>Air Refueling - Total</u> . . . . .	<u>524</u>	<u>614</u>	<u>741</u>	<u>810</u>
KB-29 . . . . .	141	108	119	123
KC-97 . . . . .	383	506	622	687
<u>Air Rescue - Total</u> . . . . .	<u>212</u>	<u>207</u>	<u>236</u>	<u>216</u>
H-5 . . . . .	16	14	8	-
H-19 . . . . .	38	40	56	53
C/SC-47 . . . . .	43	62	62	62
C/SC-54 . . . . .	2	2	3	2
SA-16 . . . . .	93	71	82	79
SB-17 . . . . .	2	3	4	2
SB-29 . . . . .	18	15	21	18
<u>Air Evacuation - Total</u> . . . . .	<u>62</u>	<u>49</u>	<u>47</u>	<u>41</u>
C-47 . . . . .	38	31	21	-
C-54 . . . . .	22	15	15	9
C-131 . . . . .	2	3	11	5
YC-131 . . . . .	-	-	-	27
<u>Air Resupply - Total</u> . . . . .	<u>42</u>	<u>35</u>	<u>52</u>	<u>46</u>
B-29 . . . . .	27	21	36	30
C-119 . . . . .	8	3	4	4
SA-16 . . . . .	7	11	12	12
<u>Strategic Support - Total</u> . . . . .	<u>85</u>	<u>78</u>	<u>73</u>	<u>71</u>
C-47 . . . . .	11	5	-	-
C-124 . . . . .	74	73	73	71

TABLE 126 - USAF AIR CREWS BY MISSION, BY TYPE AND MODEL AIRCRAFT -  
FY 1954 AND FY 1955 (CONTINUED)

TYPE AND MODEL AIRCRAFT WITHIN MISSION DESIGNATION	31 DECEMBER 1953	30 JUNE 1954	31 DECEMBER 1954	30 JUNE 1955
<u>Logistical Support - Total</u> . . . . .	<u>21</u>	<u>18</u>	<u>33</u>	<u>20</u>
C-46 . . . . .	3	-	-	-
C-47 . . . . .	-	1	16	-
C-124 . . . . .	16	15	14	12
H-19 . . . . .	-	-	-	2
L-20 . . . . .	-	-	-	3
TB-29 . . . . .	2	2	3	3
<u>Weather Reconnaissance - Total</u> . . . . .	<u>73</u>	<u>63</u>	<u>72</u>	<u>61</u>
WB-26 . . . . .	14	8	9	-
WB-29 . . . . .	59	55	63	61
<u>Tow Target - Total</u> . . . . .	<u>90</u>	<u>89</u>	<u>97</u>	<u>69</u>
B/TB-26 . . . . .	84	79	89	61
B/TB-29 . . . . .	6	8	4	5
B/TB-45 . . . . .	-	-	2	3
<u>Radar Evaluation - Total</u> . . . . .	<u>6</u>	<u>3</u>	<u>4</u>	<u>7</u>
B/TB-29 . . . . .	6	3	4	7
<u>Liaison - Total</u> . . . . .	<u>100</u>	<u>53</u>	<u>39</u>	-
H-19 . . . . .	16	7	9	-
H-21 . . . . .	-	2	-	-
L-20 . . . . .	84	44	30	-
<u>Photo Mapping - Total</u> . . . . .	<u>9</u>	<u>17</u>	<u>39</u>	<u>33</u>
RC-45 . . . . .	9	17	16	16
RB-50 . . . . .	-	-	10	14
RF-80 . . . . .	-	-	12	-
C-119 . . . . .	-	-	1	3
<u>Airborne Early Warning - Total</u> . . . . .	-	<u>6</u>	<u>11</u>	<u>12</u>
RC-121 . . . . .	-	6	11	12
<b>NON-TACTICAL AIR CREWS - TOTAL</b> . . . . .	<b><u>2,948</u></b>	<b><u>2,306</u></b>	<b><u>2,364</u></b>	<b><u>2,299</u></b>
<u>Administrative and Special Missions - Total</u> . . . . .		<u>314</u>	<u>327</u>	<u>383</u>
B-17/25/26/29 . . . . .	N	116	74	103
C-45/46/47/54 . . . . .		127	152	169
C-118/119/121/124/131 . . . . .		27	42	52
F-51 . . . . .	O	2	-	-
F-80/84 . . . . .		10	24	21
H-13/19/21 . . . . .		13	16	23
L-20 . . . . .	T	4	5	5
SA-16 . . . . .		1	2	1
T-28/29/33 . . . . .		14	12	9
<u>Test Support - Total</u> . . . . .		<u>180</u>	<u>172</u>	<u>188</u>
B-17/25/26/29 . . . . .	A	31	30	34
B-36/45/47 . . . . .		12	7	12
B-50/52/57 . . . . .		7	3	9
C-45/47/54/97 . . . . .	V	4	18	9
C-119/123/131 . . . . .		2	4	2
F-47/51/80 . . . . .		25	15	11
F-84/F/G . . . . .	A	29	12	7
F-86/D/F/H . . . . .		27	38	51
F-89/D . . . . .		6	7	-
F-94/C . . . . .	I	1	1	2
F-100 . . . . .		-	3	4
H-13/19/21 . . . . .		15	8	22
L-13/17/20 . . . . .	L	12	2	3
T-6/28/29/33 . . . . .		9	24	22
<u>Training - Total</u> . . . . .		<u>1,812</u>	<u>1,865</u>	<u>1,728</u>
B-25/26/29/36/50 . . . . .	A	95	93	91
F-80 . . . . .		21	18	-
F-84/F/G . . . . .		158	164	98
F-86/D/F . . . . .	B	195	212	243
F-89/D . . . . .		15	14	14
F-94/C . . . . .		16	25	19
H-5/19/23 . . . . .	L	37	42	5
KC-97 . . . . .		-	34	26
L-5 . . . . .		115	124	-
T-6/7/28/33 . . . . .	E	1,160	1,130	1,206
Harvard Mark - 4 . . . . .		-	9	26

Source: Personnel Statistics Division, Directorate of Statistical Services, DCS/Comptroller.

TABLE 127 - USAF CREWS BY MISSION, BY TYPE AND MODEL AIRCRAFT, BY COMMAND -  
31 DEC 1954 AND 30 JUN 1955

TYPE AND MODEL AIRCRAFT WITHIN MISSION DESIGNATION	TOTAL	CONTINENTAL US									OVERSEAS				
		ADC	AMC	APG	ARD	ATRC	CON- AC	MATS	SAC	TAC	AAC	CA- IRC	FEAF	NEAC	USAFE
31 DECEMBER 1954															
<u>TOTAL</u> . . . . .	12,758	1,961	159	40	107	1,820	62	795	3,006	1,369	287	4	1,509	153	1,486
<u>TACTICAL AIR CREWS - TOTAL</u>	10,394	1,939	14	-	-	2	-	766	2,967	1,369	281	4	1,491	117	1,444
<u>Combat and Troop Carrier- Total</u> . . . . .	8,362	1,928	-	-	-	2	-	19	2,169	1,235	244	-	1,294	98	1,373
<u>Strategic - Total</u> . . . . .	2,182	-	-	-	-	-	-	-	2,169	-	-	-	13	-	-
<u>Heavy Bomb - Total</u> . . . . .	192	-	-	-	-	-	-	-	192	-	-	-	-	-	-
B-36 . . . . .	192	-	-	-	-	-	-	-	192	-	-	-	-	-	-
<u>Medium Bomb - Total</u> . . . . .	1,066	-	-	-	-	-	-	-	1,066	-	-	-	-	-	-
B-47 . . . . .	898	-	-	-	-	-	-	-	898	-	-	-	-	-	-
YRB/RB-47 . . . . .	93	-	-	-	-	-	-	-	93	-	-	-	-	-	-
B-50 . . . . .	75	-	-	-	-	-	-	-	75	-	-	-	-	-	-
<u>Strategic Reconnaissance (H) - Total</u>	128	-	-	-	-	-	-	-	128	-	-	-	-	-	-
RB-30 . . . . .	128	-	-	-	-	-	-	-	128	-	-	-	-	-	-
<u>Strategic Reconnaissance (M) - Total</u>	233	-	-	-	-	-	-	-	220	-	-	-	13	-	-
E/RB-29 . . . . .	14	-	-	-	-	-	-	-	1	-	-	-	13	-	-
YRB/RB-47 . . . . .	202	-	-	-	-	-	-	-	202	-	-	-	-	-	-
RB-50 . . . . .	17	-	-	-	-	-	-	-	17	-	-	-	-	-	-
<u>Strategic Fighter - Total</u> . . . . .	563	-	-	-	-	-	-	-	563	-	-	-	-	-	-
F-84F . . . . .	457	-	-	-	-	-	-	-	457	-	-	-	-	-	-
F-84G . . . . .	106	-	-	-	-	-	-	-	106	-	-	-	-	-	-
<u>Air Defense - Total</u> . . . . .	2,993	1,928	-	-	-	-	-	19	-	-	210	-	415	98	323
<u>Fighter Interceptor - Total</u> . . . . .	2,993	1,928	-	-	-	-	-	19	-	-	210	-	415	98	323
F-51 . . . . .	9	9	-	-	-	-	-	-	-	-	-	-	-	-	-
F-80 . . . . .	4	4	-	-	-	-	-	-	-	-	-	-	-	-	-
F-86 . . . . .	335	83	-	-	-	-	-	-	-	-	-	-	252	-	-
F-86D . . . . .	1,508	1,217	-	-	-	-	-	-	-	-	-	-	127	-	164
F-86F . . . . .	159	-	-	-	-	-	-	-	-	-	-	-	-	-	159
F-89 . . . . .	154	-	-	-	-	-	-	19	-	-	71	-	-	64	-
F-89D . . . . .	314	175	-	-	-	-	-	-	-	-	139	-	-	-	-
F-94 . . . . .	70	-	-	-	-	-	-	-	-	-	-	-	36	34	-
F-94C . . . . .	421	421	-	-	-	-	-	-	-	-	-	-	-	-	-
T-33 . . . . .	19	19	-	-	-	-	-	-	-	-	-	-	-	-	-
<u>Tactical - Total</u> . . . . .	2,555	-	-	-	-	2	-	-	-	944	31	-	687	-	891
<u>Light Bomb - Total</u> . . . . .	142	-	-	-	-	-	-	-	-	5	-	-	73	-	64
B-26 . . . . .	109	-	-	-	-	-	-	-	-	5	-	-	73	-	31
B-45 . . . . .	33	-	-	-	-	-	-	-	-	-	-	-	-	-	33
<u>Tactical Bomb - Total</u>	111	-	-	-	-	-	-	-	-	27	-	-	84	-	-
B-26 . . . . .	111	-	-	-	-	-	-	-	-	27	-	-	84	-	-
<u>Tactical Reconnaissance - Total</u> . . . . .	467	-	-	-	-	1	-	-	-	194	-	-	152	-	120
LT-6 . . . . .	61	-	-	-	-	-	-	-	-	-	-	-	61	-	-
RB-26 . . . . .	90	-	-	-	-	-	-	-	-	27	-	-	27	-	36
RB-45 . . . . .	16	-	-	-	-	-	-	-	-	-	-	-	4	-	12
RB-57 . . . . .	33	-	-	-	-	-	-	-	-	33	-	-	-	-	-
RF-80 . . . . .	250	-	-	-	-	1	-	-	-	134	-	-	43	-	72
RF-86 . . . . .	17	-	-	-	-	-	-	-	-	-	-	-	17	-	-
<u>Fighter Bomber-Total</u>	1,589	-	-	-	-	1	-	-	-	590	31	-	378	-	589
F-84F . . . . .	184	-	-	-	-	1	-	-	-	91	-	-	-	-	92
F-84G . . . . .	227	-	-	-	-	-	-	-	-	-	-	-	130	-	97
F-86 . . . . .	248	-	-	-	-	-	-	-	-	-	-	-	248	-	-
F-86F . . . . .	930	-	-	-	-	-	-	-	-	499	31	-	-	-	400

TABLE 127 - USAF CREWS BY MISSION, BY TYPE AND MODEL AIRCRAFT, BY COMMAND -  
31 DEC 1954 AND 30 JUN 1955 (CONTINUED)

TYPE AND MODEL AIRCRAFT WITHIN MISSION DESIGNATION	TOTAL	CONTINENTAL US								OVERSEAS					
		ADC	AMC	APG	ARD	ATRC	CON- AC	MATS	SAC	TAC	AAC	CA- IRC	FEAF	NEAC	USAFE
31 DECEMBER 1954 (Cont'd)															
<u>Fighter Day - Total</u>	<u>246</u>	-	-	-	-	-	-	-	-	<u>128</u>	-	-	-	-	<u>118</u>
F-56	102	-	-	-	-	-	-	-	-	102	-	-	-	-	-
F-86F	118	-	-	-	-	-	-	-	-	-	-	-	-	-	118
F-100	26	-	-	-	-	-	-	-	-	26	-	-	-	-	-
<u>Troop Carrier - Total</u>	<u>632</u>	-	-	-	-	-	-	-	-	<u>291</u>	<u>3</u>	-	<u>179</u>	-	<u>159</u>
<u>Troop Carrier (H) -</u>															
Total	122	-	-	-	-	-	-	-	-	94	3	-	25	-	-
C-124	122	-	-	-	-	-	-	-	-	94	3	-	25	-	-
<u>Troop Carrier (M) -</u>															
Total	510	-	-	-	-	-	-	-	-	197	-	-	154	-	159
C-46	28	-	-	-	-	-	-	-	-	-	-	-	28	-	-
C-47	19	-	-	-	-	-	-	-	-	-	-	-	19	-	-
C-54	17	-	-	-	-	-	-	-	-	-	-	-	17	-	-
C-119	446	-	-	-	-	-	-	-	-	197	-	-	90	-	159
<u>Support Forces - Total</u>	<u>2,032</u>	<u>11</u>	<u>14</u>	-	-	-	-	<u>747</u>	<u>798</u>	<u>134</u>	<u>37</u>	<u>4</u>	<u>197</u>	<u>19</u>	<u>71</u>
<u>Troop Carrier Assault</u>															
Total	45	-	-	-	-	-	-	-	-	45	-	-	-	-	-
H-19	36	-	-	-	-	-	-	-	-	36	-	-	-	-	-
YC-122	9	-	-	-	-	-	-	-	-	9	-	-	-	-	-
<u>Air Transport - Total</u>	<u>543</u>	-	-	-	-	-	-	<u>531</u>	-	-	-	-	-	-	<u>12</u>
SA-16	6	-	-	-	-	-	-	6	-	-	-	-	-	-	2
C-47	2	-	-	-	-	-	-	-	-	-	-	-	-	-	1
C-54	226	-	-	-	-	-	-	225	-	-	-	-	-	-	-
C-74	12	-	-	-	-	-	-	12	-	-	-	-	-	-	-
C-97	70	-	-	-	-	-	-	70	-	-	-	-	-	-	-
C-118	45	-	-	-	-	-	-	45	-	-	-	-	-	-	8
C-119	8	-	-	-	-	-	-	-	-	-	-	-	-	-	1
C-121	1	-	-	-	-	-	-	-	-	-	-	-	-	-	-
C-124	173	-	-	-	-	-	-	173	-	-	-	-	-	-	-
<u>Air Refueling - Total</u>	<u>741</u>	-	-	-	-	-	-	<u>719</u>	<u>14</u>	<u>14</u>	-	-	<u>8</u>	-	-
KB-29	119	-	-	-	-	-	-	97	14	8	-	-	8	-	-
KC-97	622	-	-	-	-	-	-	622	-	-	-	-	-	-	-
<u>Air Rescue - Total</u>	<u>236</u>	-	-	-	-	-	-	<u>120</u>	<u>6</u>	<u>4</u>	<u>21</u>	<u>4</u>	<u>49</u>	<u>19</u>	<u>13</u>
H-5/19	64	-	-	-	-	-	-	18	2	4	11	1	20	4	4
C/SC-47	62	-	-	-	-	-	-	60	-	-	-	-	1	-	1
C/SC-54	3	-	-	-	-	-	-	-	-	-	2	-	1	-	1
SA-16	82	-	-	-	-	-	-	32	4	-	8	3	21	10	4
SB-17	4	-	-	-	-	-	-	3	-	-	-	-	-	1	4
SB-29	21	-	-	-	-	-	-	7	-	-	-	7	3	-	4
<u>Air Evacuation-Total</u>	<u>47</u>	-	-	-	-	-	-	<u>47</u>	-	-	-	-	-	-	-
C-47	21	-	-	-	-	-	-	21	-	-	-	-	-	-	-
C-54	15	-	-	-	-	-	-	15	-	-	-	-	-	-	-
C-131	11	-	-	-	-	-	-	11	-	-	-	-	-	-	-
<u>Air Resupply - Total</u>	<u>52</u>	-	-	-	-	-	-	-	-	-	-	-	<u>18</u>	-	<u>34</u>
SA-16	12	-	-	-	-	-	-	-	-	-	-	-	4	-	8
B-29	36	-	-	-	-	-	-	-	-	-	-	-	10	-	26
C-119	4	-	-	-	-	-	-	-	-	-	-	-	4	-	-
<u>Strategic Support -</u>															
Total	73	-	-	-	-	-	-	-	73	-	-	-	-	-	-
C-124	73	-	-	-	-	-	-	73	-	-	-	-	-	-	-
<u>Logistical Support -</u>															
Total	33	-	<u>14</u>	-	-	-	-	-	-	-	-	-	<u>16</u>	-	<u>3</u>
B/TB-29	3	-	-	-	-	-	-	-	-	-	-	-	-	-	3
C-47	16	-	-	-	-	-	-	-	-	-	-	-	16	-	-
C-124	14	-	14	-	-	-	-	-	-	-	-	-	-	-	-
<u>Weather Reconnaissance</u>															
Total	72	-	-	-	-	-	-	<u>22</u>	-	<u>4</u>	<u>16</u>	-	<u>30</u>	-	-
WB-26	9	-	-	-	-	-	-	-	-	4	-	-	5	-	-
WB-29	63	-	-	-	-	-	-	22	-	-	16	-	25	-	-

**TABLE 127 - USAF CREWS BY MISSION, BY TYPE AND MODEL AIRCRAFT, BY COMMAND -  
31 DEC 1954 AND 30 JUN 1955 (CONTINUED)**

TYPE AND MODEL AIRCRAFT WITHIN MISSION DESIGNATION	TOTAL	CONTINENTAL US								OVERSEAS					
		ADC	AMC	AFG	ARD	ATRC	CON- AC	MATS	SAC	TAC	AAC	CA- IRC	FEAF	NEAC	USAFE
31 DECEMBER 1954 (Cont'd)															
<u>Tow Target - Total</u> . . . . .	97	-	-	-	-	-	-	-	-	67	-	-	-	-	2
B/TB-26 . . . . .	89	-	-	-	-	-	-	-	-	59	-	-	-	-	9
B/TB-29 . . . . .	4	-	-	-	-	-	-	-	-	4	-	-	-	-	-
B/TB-45 . . . . .	4	-	-	-	-	-	-	-	-	4	-	-	-	-	-
<u>Radar Evaluation -</u>															
<u>Total</u> . . . . .	4	-	-	-	-	-	-	-	-	-	-	4	-	-	-
B/TB-29 . . . . .	4	-	-	-	-	-	-	-	-	-	-	4	-	-	-
<u>Liaison - Total</u> . . . . .	39	-	-	-	-	-	-	-	-	-	-	-	39	-	-
H-19 . . . . .	9	-	-	-	-	-	-	-	-	-	-	-	9	-	-
L-20 . . . . .	30	-	-	-	-	-	-	-	-	-	-	-	30	-	-
<u>Photo Mapping - Total</u>	39	-	-	-	-	-	27	-	-	-	-	-	12	-	-
RB-50 . . . . .	10	-	-	-	-	-	10	-	-	-	-	-	-	-	-
RC-45 . . . . .	16	-	-	-	-	-	16	-	-	-	-	-	-	-	-
RF-80 . . . . .	12	-	-	-	-	-	-	-	-	-	-	12	-	-	-
C-119 . . . . .	1	-	-	-	-	-	1	-	-	-	-	-	-	-	-
<u>Airborne Early Warn-</u>															
<u>ing - Total</u> . . . . .	11	11	-	-	-	-	-	-	-	-	-	-	-	-	-
RC-121 . . . . .	11	11	-	-	-	-	-	-	-	-	-	-	-	-	-
<b>NON-TACTICAL AIR CREWS-TOTAL</b>	<b>2,364</b>	<b>22</b>	<b>145</b>	<b>40</b>	<b>107</b>	<b>1,818</b>	<b>62</b>	<b>29</b>	<b>39</b>	<b>6</b>	<b>6</b>	<b>18</b>	<b>36</b>	<b>42</b>	
<u>Administrative and Special</u>															
<u>Missions - Total</u> . . . . .	327	22	120	-	-	31	62	29	5	6	-	1	36	15	-
B-17/25/29 . . . . .	74	12	53	-	-	8	-	-	-	-	-	1	-	-	-
C-45/46/47/54 . . . . .	152	-	54	-	-	23	27	3	5	6	-	-	19	15	-
C-118/119/121/124/131	42	-	13	-	-	-	3	22	-	-	-	-	4	-	-
F-80 . . . . .	24	-	-	-	-	-	24	-	-	-	-	-	-	-	-
H-13/19/21 . . . . .	16	10	-	-	-	-	-	-	-	-	-	-	6	-	-
L-20 . . . . .	5	-	-	-	-	-	-	-	-	-	-	-	5	-	-
SA-16 . . . . .	2	-	-	-	-	-	-	-	-	-	-	-	2	-	-
T-28/29 . . . . .	12	-	-	-	-	-	8	4	-	-	-	-	-	-	-
<u>Test Support - Total</u> . . . . .	172	-	25	40	107	-	-	-	-	-	-	-	-	-	-
B-17 . . . . .	30	-	16	14	-	-	-	-	-	-	-	-	-	-	-
B-36/45/47 . . . . .	7	-	-	7	-	-	-	-	-	-	-	-	-	-	-
B-50/57 . . . . .	3	-	-	3	-	-	-	-	-	-	-	-	-	-	-
C-45/47/54 . . . . .	18	-	-	18	-	-	-	-	-	-	-	-	-	-	-
C-119/131 . . . . .	4	-	-	4	-	-	-	-	-	-	-	-	-	-	-
F-80 . . . . .	15	-	6	7	2	-	-	-	-	-	-	-	-	-	-
F-84/G . . . . .	12	-	-	1	11	-	-	-	-	-	-	-	-	-	-
F-86/F . . . . .	38	-	6	6	26	-	-	-	-	-	-	-	-	-	-
F-89 . . . . .	7	-	-	6	7	-	-	-	-	-	-	-	-	-	-
F-94C . . . . .	1	-	1	-	-	-	-	-	-	-	-	-	-	-	-
F-100 . . . . .	3	-	-	-	3	-	-	-	-	-	-	-	-	-	-
H-13/19 . . . . .	8	-	-	-	8	-	-	-	-	-	-	-	-	-	-
L-20 . . . . .	2	-	-	-	2	-	-	-	-	-	-	-	-	-	-
T-6/28/33 . . . . .	24	-	12	10	2	-	-	-	-	-	-	-	-	-	-
<u>Training - Total</u> . . . . .	1,865	-	-	-	-	1,787	-	-	34	-	-	17	-	27	-
B-25/26/29/50 . . . . .	93	-	-	-	-	93	-	-	-	-	-	-	-	-	-
F-80/84 . . . . .	182	-	-	-	-	182	-	-	-	-	-	-	-	-	-
F-86/D . . . . .	212	-	-	-	-	212	-	-	-	-	-	-	-	-	-
F-89D . . . . .	14	-	-	-	-	14	-	-	-	-	-	-	-	-	-
F-94C . . . . .	25	-	-	-	-	25	-	-	-	-	-	-	-	-	-
H-5/19 . . . . .	42	-	-	-	-	42	-	-	-	-	-	-	-	-	-
KC-97 . . . . .	34	-	-	-	-	-	-	34	-	-	-	-	-	-	-
L-5 . . . . .	124	-	-	-	-	124	-	-	-	-	-	-	-	-	-
T-6/28/33 . . . . .	1,130	-	-	-	-	1,095	-	-	-	-	-	17	-	18	-
Harvard Mark 4 . . . . .	9	-	-	-	-	-	-	-	-	-	-	-	-	9	-

TABLE 127 - USAF CREWS BY MISSION, BY TYPE AND MODEL AIRCRAFT, BY COMMAND -  
31 DEC 1954 AND 30 JUN 1955 (CONTINUED)

TYPE AND MODEL AIRCRAFT WITHIN MISSION DESIGNATION	TOTAL	CONTINENTAL US									OVERSEAS				
		ADC	AMC	APG	ARD	ATRC	CON- AC	MATS	SAC	TAC	AAC	CA- IRC	FEAF	NEAC	USAFE
30 JUNE 1955															
TOTAL . . . . .	12,248	1,747	182	39	124	1,597	78	787	2,973	1,477	270	2	1,263	155	1,551
TACTICAL AIR CREWS - TOTAL	9,949	1,717	12	-	-	4	-	760	2,944	1,477	265	2	1,199	127	1,439
Combat and Troop Carrier- Total . . . . .	7,984	1,705	-	-	-	4	-	33	2,084	1,347	234	-	1,095	98	1,384
Strategic - Total . . . . .	2,100	-	-	-	-	-	-	-	2,084	-	-	-	16	-	-
Heavy Bomb - Total . . . . .	241	-	-	-	-	-	-	-	241	-	-	-	-	-	-
B-36 . . . . .	193	-	-	-	-	-	-	-	193	-	-	-	-	-	-
B-47 . . . . .	48	-	-	-	-	-	-	-	48	-	-	-	-	-	-
Medium Bomb - Total . . . . .	1,056	-	-	-	-	-	-	-	1,056	-	-	-	-	-	-
B-47 . . . . .	957	-	-	-	-	-	-	-	957	-	-	-	-	-	-
YRB-47 . . . . .	99	-	-	-	-	-	-	-	99	-	-	-	-	-	-
Strategic Reconnaissance (H) - Total . . . . .	120	-	-	-	-	-	-	-	120	-	-	-	-	-	-
RB-36 . . . . .	120	-	-	-	-	-	-	-	120	-	-	-	-	-	-
Strategic Reconnaissance (M) - Total . . . . .	262	-	-	-	-	-	-	-	246	-	-	-	16	-	-
RB-29 . . . . .	5	-	-	-	-	-	-	-	1	-	-	-	4	-	-
RB-47 . . . . .	228	-	-	-	-	-	-	-	228	-	-	-	-	-	-
RB-50 . . . . .	29	-	-	-	-	-	-	-	17	-	-	-	12	-	-
Strategic Reconnaissance (Ftr) - Total . . . . .	42	-	-	-	-	-	-	-	42	-	-	-	-	-	-
F-84F . . . . .	35	-	-	-	-	-	-	-	35	-	-	-	-	-	-
RF-84F . . . . .	7	-	-	-	-	-	-	-	7	-	-	-	-	-	-
Strategic Fighter - Total . . . . .	379	-	-	-	-	-	-	-	379	-	-	-	-	-	-
F-84F . . . . .	337	-	-	-	-	-	-	-	337	-	-	-	-	-	-
F-84G . . . . .	42	-	-	-	-	-	-	-	42	-	-	-	-	-	-
Air Defense - Total . . . . .	2,666	1,705	-	-	-	4	-	33	-	-	196	-	338	98	292
Fighter Interceptor - Total . . . . .	2,666	1,705	-	-	-	4	-	33	-	-	196	-	338	98	292
F-84F . . . . .	2	-	-	-	-	-	-	-	-	-	-	-	-	-	-
F-86 . . . . .	10	10	-	-	-	-	-	-	-	-	-	-	-	-	-
F-86D . . . . .	1,714	1,189	-	-	-	2	-	-	-	-	-	-	269	-	254
F-86F . . . . .	71	-	-	-	-	2	-	-	-	-	-	-	31	-	38
F-89 . . . . .	104	-	-	-	-	-	-	33	-	-	33	-	-	-	38
F-89D . . . . .	442	219	-	-	-	-	-	-	-	-	163	-	-	60	-
F-94 . . . . .	38	-	-	-	-	-	-	-	-	-	-	-	38	-	-
F-94C . . . . .	285	285	-	-	-	-	-	-	-	-	-	-	-	-	-
Tactical - Total . . . . .	2,675	-	-	-	-	-	-	-	-	1,103	31	-	599	-	942
Light Bomb - Total . . . . .	170	-	-	-	-	-	-	-	-	92	-	-	22	-	56
B-26 . . . . .	74	-	-	-	-	-	-	-	-	47	-	-	22	-	5
B-45 . . . . .	51	-	-	-	-	-	-	-	-	-	-	-	-	-	51
B-57 . . . . .	45	-	-	-	-	-	-	-	-	45	-	-	-	-	-
Tactical Bomb - Total . . . . .	64	-	-	-	-	-	-	-	-	30	-	-	34	-	-
B-26 . . . . .	64	-	-	-	-	-	-	-	-	30	-	-	34	-	-
Tactical Reconnaissance - Total . . . . .	427	-	-	-	-	-	-	-	-	139	-	-	145	-	143
C-47 . . . . .	9	-	-	-	-	-	-	-	-	-	-	-	9	-	-
LT-6 . . . . .	30	-	-	-	-	-	-	-	-	-	-	-	30	-	-
RB-26 . . . . .	98	-	-	-	-	-	-	-	-	27	-	-	35	-	36
RB-45 . . . . .	16	-	-	-	-	-	-	-	-	-	-	-	4	-	12
RB-57 . . . . .	46	-	-	-	-	-	-	-	-	24	-	-	-	-	22
RF-80 . . . . .	113	-	-	-	-	-	-	-	-	-	-	-	40	-	73
RF-84 . . . . .	88	-	-	-	-	-	-	-	-	88	-	-	-	-	-
RF-86 . . . . .	24	-	-	-	-	-	-	-	-	-	-	-	24	-	-
RF-100 . . . . .	3	-	-	-	-	-	-	-	-	-	-	-	3	-	-

TABLE 127 -- USAF CREWS BY MISSION, BY TYPE AND MODEL AIRCRAFT, BY COMMAND -  
31 DEC 1954 AND 30 JUN 1955 (CONTINUED)

TYPE AND MODEL AIRCRAFT WITHIN MISSION DESIGNATION	TOTAL	CONTINENTAL US								OVERSEAS					
		ADC	AMC	APG	ARD	ATRC	CON- AC	MATS	SAC	TAC	AAC	CA- IRC	FEAF	NEAC	USAFE
30 JUNE 1955 (Cont'd)															
<u>Fighter Bomb - Total</u>	<u>1,688</u>	-	-	-	-	-	-	-	-	<u>672</u>	<u>31</u>	-	<u>398</u>	-	<u>587</u>
F-84F	324	-	-	-	-	-	-	-	-	161	-	-	-	-	163
F-84G	273	-	-	-	-	-	-	-	-	106	-	-	133	-	34
F-86F	881	-	-	-	-	-	-	-	-	195	31	-	265	-	390
F-86H	210	-	-	-	-	-	-	-	-	210	-	-	-	-	-
<u>Fighter Day - Total</u>	<u>326</u>	-	-	-	-	-	-	-	-	<u>170</u>	-	-	-	-	<u>156</u>
F-86F	173	-	-	-	-	-	-	-	-	20	-	-	-	-	153
F-86H	91	-	-	-	-	-	-	-	-	91	-	-	-	-	-
F-100	62	-	-	-	-	-	-	-	-	59	-	-	-	-	3
<u>Troop Carrier - Total</u>	<u>543</u>	-	-	-	-	-	-	-	-	<u>244</u>	<u>7</u>	-	<u>142</u>	-	<u>150</u>
<u>Troop Carrier (H) - Total</u>	<u>149</u>	-	-	-	-	-	-	-	-	<u>105</u>	<u>7</u>	-	<u>37</u>	-	-
C-54	12	-	-	-	-	-	-	-	-	173	-	-	12	-	-
C-124	137	-	-	-	-	-	-	-	-	105	7	-	25	-	-
<u>Troop Carrier (M) - Total</u>	<u>394</u>	-	-	-	-	-	-	-	-	<u>139</u>	-	-	<u>105</u>	-	<u>150</u>
C-47	5	-	-	-	-	-	-	-	-	-	-	-	5	-	-
C-119	389	-	-	-	-	-	-	-	-	139	-	-	100	-	150
<u>Support Forces - Total</u>	<u>1,965</u>	<u>12</u>	<u>12</u>	-	-	-	<u>727</u>	<u>860</u>	<u>130</u>	<u>31</u>	<u>5</u>	<u>104</u>	<u>29</u>	<u>55</u>	
<u>Troop Carrier Assault - Total</u>	<u>52</u>	-	-	-	-	-	-	-	-	<u>52</u>	-	-	-	-	-
H-19	38	-	-	-	-	-	-	-	-	38	-	-	-	-	-
YC-122	14	-	-	-	-	-	-	-	-	14	-	-	-	-	-
<u>Air Transport - Total</u>	<u>527</u>	-	-	-	-	-	<u>527</u>	-	-	-	-	-	-	-	-
SA-16	8	-	-	-	-	-	8	-	-	-	-	-	-	-	-
C-54	173	-	-	-	-	-	173	-	-	-	-	-	-	-	-
C-74	6	-	-	-	-	-	6	-	-	-	-	-	-	-	-
C-97	72	-	-	-	-	-	72	-	-	-	-	-	-	-	-
C-118	57	-	-	-	-	-	57	-	-	-	-	-	-	-	-
C-124	211	-	-	-	-	-	211	-	-	-	-	-	-	-	-
<u>Air Refueling - Total</u>	<u>810</u>	-	-	-	-	-	-	<u>783</u>	<u>19</u>	-	-	-	<u>8</u>	-	-
KB-29	123	-	-	-	-	-	-	96	19	-	-	-	8	-	-
KC-97	687	-	-	-	-	-	-	687	-	-	-	-	-	-	-
<u>Air Rescue - Total</u>	<u>216</u>	-	-	-	-	-	<u>105</u>	<u>6</u>	-	<u>14</u>	<u>5</u>	<u>48</u>	<u>27</u>	<u>11</u>	
H-19	53	-	-	-	-	-	16	2	-	4	2	19	7	3	
C/SC-47	62	-	-	-	-	-	58	-	-	-	-	3	-	1	
C/SC-54	2	-	-	-	-	-	-	-	-	1	-	-	1	-	
SA-16	79	-	-	-	-	-	26	4	-	9	3	18	15	4	
SB-17	2	-	-	-	-	-	2	-	-	-	-	-	-	-	
SB-19	18	-	-	-	-	-	3	-	-	-	-	8	4	3	
<u>Air Evacuation - Total</u>	<u>41</u>	-	-	-	-	-	<u>41</u>	-	-	-	-	-	-	-	
C-54	9	-	-	-	-	-	9	-	-	-	-	-	-	-	
C-131	5	-	-	-	-	-	5	-	-	-	-	-	-	-	
YC-131	27	-	-	-	-	-	27	-	-	-	-	-	-	-	
<u>Air Resupply - Total</u>	<u>46</u>	-	-	-	-	-	-	-	-	-	-	<u>15</u>	-	<u>31</u>	
B-29	30	-	-	-	-	-	-	-	-	-	-	7	-	23	
C-119	4	-	-	-	-	-	-	-	-	-	-	4	-	-	
SA-16	12	-	-	-	-	-	-	-	-	-	-	4	-	8	
<u>Strategic Support - Total</u>	<u>71</u>	-	-	-	-	-	-	<u>71</u>	-	-	-	-	-	-	
C-124	71	-	-	-	-	-	-	71	-	-	-	-	-	-	
<u>Logistical Support - Total</u>	<u>20</u>	-	<u>12</u>	-	-	-	-	-	-	-	-	<u>5</u>	-	<u>3</u>	
C-124	12	-	12	-	-	-	-	-	-	-	-	-	-	-	
H-19	2	-	-	-	-	-	-	-	-	-	-	-	2	-	
L-20	3	-	-	-	-	-	-	-	-	-	-	-	3	-	
TB-29	3	-	-	-	-	-	-	-	-	-	-	-	-	3	



TABLE 127 - USAF CREWS BY MISSION, BY TYPE AND MODEL AIRCRAFT, BY COMMAND -  
31 DEC 1954 AND 30 JUN 1955 (CONTINUED)

TYPE AND MODEL AIRCRAFT WITHIN MISSION DESIGNATION	TOTAL	CONTINENTAL US								OVERSEAS					
		ADC	AMC	AFG	ARD	ATRC	CON- AC	MATS	SAC	TAC	AAC	CA- IRC	FEAF	NEAC	USAFE
30 JUNE 1955 (Cont'd)															
<u>Weather Reconnaissance</u>															
Total	61	-	-	-	-	-	21	-	-	15	-	25	-	-	
WB-29	61	-	-	-	-	-	21	-	-	15	-	25	-	-	
<u>Tow Target - Total</u>	69	-	-	-	-	-	-	-	59	-	-	-	-	10	
B/TB-26	61	-	-	-	-	-	-	-	51	-	-	-	-	10	
B/TB-29	5	-	-	-	-	-	-	-	5	-	-	-	-	-	
B/TB-45	3	-	-	-	-	-	-	-	3	-	-	-	-	-	
<u>Radar Evaluation -</u>															
Total	7	-	-	-	-	-	-	-	-	2	-	3	2	-	
B/TB-29	7	-	-	-	-	-	-	-	-	2	-	3	2	-	
<u>Photo Mapping - Total</u>	33	-	-	-	-	-	33	-	-	-	-	-	-	-	
RC-45	16	-	-	-	-	-	16	-	-	-	-	-	-	-	
RB-50	14	-	-	-	-	-	14	-	-	-	-	-	-	-	
C-119	3	-	-	-	-	-	3	-	-	-	-	-	-	-	
<u>Airborne Early Warn- ing - Total</u>	12	12	-	-	-	-	-	-	-	-	-	-	-	-	
RC-121	12	12	-	-	-	-	-	-	-	-	-	-	-	-	
<u>NON-TACTICAL AIR CREWS-TOTAL</u>	2,299	30	170	39	124	1,593	78	27	29	-	2	64	28	112	
<u>Administrative and Special</u>															
<u>Missions - Total</u>	383	24	145	-	-	32	78	27	3	-	5	11	28	30	
B-17/25/29	103	13	79	-	-	10	-	-	-	-	-	1	-	-	
C-45/46/47/54	169	-	49	-	-	22	45	2	2	-	5	1	16	27	
C-118/119/121/124/131	52	-	17	-	-	-	3	25	1	-	-	-	6	-	
F-80/84	21	-	-	-	-	-	21	-	-	-	-	-	-	-	
H-19/21	23	11	-	-	-	-	-	-	-	-	-	5	5	2	
L-20	5	-	-	-	-	-	-	-	-	-	-	4	-	1	
SA-16	1	-	-	-	-	-	-	-	-	-	-	-	1	-	
T-28/33	9	-	-	-	-	-	9	-	-	-	-	-	-	-	
<u>Test Support - Total</u>	188	-	25	39	124	-	-	-	-	-	-	-	-	-	
B-17/25/26/29	34	-	-	18	16	-	-	-	-	-	-	-	-	-	
B-36/45/47	12	-	-	-	12	-	-	-	-	-	-	-	-	-	
B-50/52/57	9	-	-	-	9	-	-	-	-	-	-	-	-	-	
C-45/47/54	8	-	-	-	8	-	-	-	-	-	-	-	-	-	
C-97/131	3	-	-	-	3	-	-	-	-	-	-	-	-	-	
F-80	11	-	6	4	1	-	-	-	-	-	-	-	-	-	
F-84/F/G	7	-	-	1	6	-	-	-	-	-	-	-	-	-	
F-86/D/F/H	51	-	6	7	38	-	-	-	-	-	-	-	-	-	
F-94C	2	-	-	1	1	-	-	-	-	-	-	-	-	-	
F-100	4	-	-	-	4	-	-	-	-	-	-	-	-	-	
H-13/19/21	22	-	-	-	22	-	-	-	-	-	-	-	-	-	
L-20	3	-	-	-	3	-	-	-	-	-	-	-	-	-	
T-6/28/33	22	-	12	9	1	-	-	-	-	-	-	-	-	-	
<u>Training - Total</u>	1,728	6	-	-	1,561	-	-	26	-	-	-	53	-	82	
B-25/26/29/50	91	-	-	-	70	-	-	-	-	-	-	21	-	-	
F-84/F/G	98	-	-	-	98	-	-	-	-	-	-	-	-	-	
F-86D/P	243	-	-	-	243	-	-	-	-	-	-	-	-	-	
F-89D	14	-	-	-	14	-	-	-	-	-	-	-	-	-	
F-94C	19	-	-	-	19	-	-	-	-	-	-	-	-	-	
H-5/19	5	-	-	-	5	-	-	-	-	-	-	-	-	-	
KC-97	26	-	-	-	-	-	-	26	-	-	-	-	-	-	
T-6/28/33	1,206	6	-	-	1,112	-	-	-	-	-	-	32	-	56	
Harvard Mark 4	26	-	-	-	-	-	-	-	-	-	-	-	-	26	

Source: Personnel Statistics Division, Directorate of Statistical Services, DCS/Comptroller.

TABLE 128 - USAF AIR CREW PERSONNEL, BY TYPE AND

(Table below is a modification)

LINE NO.	TYPE AND MODEL AIRCRAFT	TOTAL	CONTINENTAL					
			AIC	AMC	APG	ARDC	ATRC	AU
			31 Decem-					
1	<u>TOTAL</u> . . . . .	49,719	3,181	742	273	840	5,598	176
2	<u>TACTICAL AIR CREW PERSONNEL - TOTAL</u>	38,867	2,908	115	-	-	-	-
3	<u>Bomber - Total</u> . . . . .	8,378	-	-	-	-	-	-
4	B-26 . . . . .	998	-	-	-	-	-	-
5	B-29 . . . . .	469	-	-	-	-	-	-
6	B-36 . . . . .	3,054	-	-	-	-	-	-
7	B-45 . . . . .	220	-	-	-	-	-	-
8	B-47 . . . . .	2,785	-	-	-	-	-	-
9	B-50 . . . . .	852	-	-	-	-	-	-
10	<u>Fighter - Total</u> . . . . .	6,305	2,520	-	-	-	-	-
11	F-84 . . . . .	91	-	-	-	-	-	-
12	F-84F . . . . .	550	-	-	-	-	-	-
13	F-84G . . . . .	333	-	-	-	-	-	-
14	F-86 . . . . .	1,078	70	-	-	-	-	-
15	F-86D . . . . .	1,485	1,194	-	-	-	-	-
16	F-86F . . . . .	708	-	-	-	-	-	-
17	F-89 . . . . .	326	-	-	-	-	-	-
18	F-89D . . . . .	656	369	-	-	-	-	-
19	F-94 . . . . .	179	14	-	-	-	-	-
20	F-94C . . . . .	873	873	-	-	-	-	-
21	F-100 . . . . .	26	-	-	-	-	-	-
22	<u>Reconnaissance - Total</u> . . . . .	6,651	369	-	-	-	-	-
23	RB-26 . . . . .	316	-	-	-	-	-	-
24	RB-29 . . . . .	228	-	-	-	-	-	-
25	RB-36 . . . . .	3,031	-	-	-	-	-	-
26	RB-45 . . . . .	63	-	-	-	-	-	-
27	RB-47 . . . . .	938	-	-	-	-	-	-
28	RB-50 . . . . .	434	-	-	-	-	-	-
29	RB-57 . . . . .	71	-	-	-	-	-	-
30	RC-45 . . . . .	62	-	-	-	-	-	-
31	RC-121 . . . . .	369	369	-	-	-	-	-
32	RF-80 . . . . .	261	-	-	-	-	-	-
33	RF-86 . . . . .	17	-	-	-	-	-	-
34	WB-26 . . . . .	77	-	-	-	-	-	-
35	WB-29 . . . . .	784	-	-	-	-	-	-
36	<u>Rescue - Total</u> . . . . .	1,140	-	-	-	-	-	-
37	H-5 . . . . .	8	-	-	-	-	-	-
38	H-19 . . . . .	255	-	-	-	-	-	-
39	H-21 . . . . .	6	-	-	-	-	-	-
40	SA-16 . . . . .	585	-	-	-	-	-	-
41	SB-17 . . . . .	28	-	-	-	-	-	-
42	SB-29 . . . . .	211	-	-	-	-	-	-
43	SC-47 . . . . .	9	-	-	-	-	-	-
44	SC-54 . . . . .	7	-	-	-	-	-	-
45	YC-122 . . . . .	31	-	-	-	-	-	-
46	<u>Tanker - Total</u> . . . . .	6,663	-	-	-	-	-	-
47	KB-29 . . . . .	1,182	-	-	-	-	-	-
48	KD-97 . . . . .	5,481	-	-	-	-	-	-
49	<u>Troop Carrier and Transport - Total</u>	2,192	-	115	-	-	-	-
50	C-46 . . . . .	280	-	-	-	-	-	-
51	C-47 . . . . .	471	-	-	-	-	-	-
52	C-54 . . . . .	1,738	-	-	-	-	-	-
53	C-74 . . . . .	73	-	-	-	-	-	-
54	C-97 . . . . .	526	-	-	-	-	-	-
55	C-118 . . . . .	325	-	-	-	-	-	-
56	C-119 . . . . .	2,395	-	-	-	-	-	-
57	C-124 . . . . .	3,276	-	115	-	-	-	-
58	C-131 . . . . .	108	-	-	-	-	-	-



TABLE 128 - USAF AIR CREW PERSONNEL, BY TYPE AND MODEL

(See first page of this

LINE NO.	TYPE AND MODEL AIRCRAFT	TOTAL	CONTINENTAL					AU
			ADC	AMC	APG	ARDC	ATRC	
31 Decem-								
1	Other - Total . . . . .	538	19	-	-	-	-	-
2	L-20 . . . . .	42	-	-	-	-	-	-
3	LT-6 . . . . .	61	-	-	-	-	-	-
4	T-33 . . . . .	19	19	-	-	-	-	-
5	TB-26 . . . . .	259	-	-	-	-	-	-
6	TB-29 . . . . .	140	-	-	-	-	-	-
7	TB-45 . . . . .	12	-	-	-	-	-	-
8	VC-47 . . . . .	5	-	-	-	-	-	-
9	<u>NON-TACTICAL AIR CREW PERSONNEL -</u>							
	<u>TOTAL . . . . .</u>	<u>10,852</u>	<u>273</u>	<u>627</u>	<u>273</u>	<u>840</u>	<u>5,598</u>	<u>176</u>
10	<u>Bomber - Total . . . . .</u>	<u>3,184</u>	-	<u>133</u>	<u>182</u>	<u>420</u>	<u>2,017</u>	<u>94</u>
11	B-17/25/26/29 . . . . .	2,616	-	80	139	296	1,678	94
12	B-36 . . . . .	53	-	10	-	43	-	-
13	B-45/47 . . . . .	246	-	34	29	79	104	-
14	B-50/52/57 . . . . .	269	-	9	14	2	235	-
15	<u>Fighter - Total . . . . .</u>	<u>909</u>	-	<u>17</u>	<u>11</u>	<u>62</u>	<u>795</u>	-
16	F-80 . . . . .	55	-	6	1	3	21	-
17	F-84/F/G . . . . .	176	-	-	1	11	164	-
18	F-86/D/F . . . . .	553	-	9	6	26	512	-
19	F-89/D . . . . .	56	-	2	2	16	38	-
20	F-94C . . . . .	66	-	2	1	3	60	-
21	F-100 . . . . .	3	-	-	-	3	-	-
22	<u>Reconnaissance - Total . . . . .</u>	<u>26</u>	-	-	-	-	<u>26</u>	-
23	RB-25 . . . . .	25	-	-	-	-	25	-
24	RC-47 . . . . .	1	-	-	-	-	1	-
25	<u>Rescue - Total . . . . .</u>	<u>143</u>	<u>8</u>	-	<u>9</u>	<u>18</u>	<u>48</u>	-
26	H-5/13/19 . . . . .	95	8	-	3	12	48	-
27	SA-16 . . . . .	47	-	-	6	6	-	-
28	YL-20 . . . . .	1	-	-	-	-	-	-
29	<u>Tanker - Total . . . . .</u>	<u>215</u>	-	-	-	-	-	-
30	KC-97 . . . . .	215	-	-	-	-	-	-
31	<u>Troop Carrier and Transport-Total . . . . .</u>	<u>3,139</u>	<u>25</u>	<u>454</u>	<u>54</u>	<u>289</u>	<u>328</u>	<u>82</u>
32	C-45/46/47 . . . . .	2,123	25	140	34	146	223	82
33	C-54 . . . . .	440	-	30	4	45	78	-
34	C-82 . . . . .	6	-	-	-	3	-	-
35	C-97/99 . . . . .	126	-	34	10	19	-	-
36	C-119/121/124/131 . . . . .	444	-	250	6	76	27	-
37	<u>Trainers - Total . . . . .</u>	<u>2,745</u>	<u>230</u>	<u>22</u>	<u>17</u>	<u>48</u>	<u>2,250</u>	-
38	T-6/7/28/29/33 . . . . .	2,349	-	20	17	2	2,250	-
39	TB-17/25/26/29 . . . . .	396	230	2	-	46	-	-
40	<u>Other - Total . . . . .</u>	<u>491</u>	<u>10</u>	<u>1</u>	-	<u>3</u>	<u>134</u>	-
41	VB-17/25 . . . . .	32	10	-	-	-	-	-
42	VC-47/54 . . . . .	152	-	1	-	-	1	-
43	VC-118/121/131 . . . . .	166	-	-	-	-	-	-
44	L-5/20/21 . . . . .	141	-	-	-	3	133	-
30 June								
45	<u>TOTAL . . . . .</u>	<u>49,967</u>	<u>3,138</u>	<u>854</u>	<u>271</u>	<u>852</u>	<u>5,217</u>	<u>193</u>
46	<u>TACTICAL AIR CREW PERSONNEL - TOTAL</u>	<u>36,743</u>	<u>2,888</u>	<u>115</u>	-	-	-	-
47	<u>Bomber - Total . . . . .</u>	<u>7,381</u>	-	-	-	-	-	-
48	B-26 . . . . .	610	-	-	-	-	-	-
49	B-29 . . . . .	382	-	-	-	-	-	-
50	B-36 . . . . .	2,874	-	-	-	-	-	-
51	B-45 . . . . .	230	-	-	-	-	-	-
52	B-47 . . . . .	3,174	-	-	-	-	-	-
53	B-57 . . . . .	111	-	-	-	-	-	-

AIRCRAFT, BY COMMAND - FY 1955 (CONTINUED)

table for headnote)

US					OVERSEAS					PIPELINE	LINE NO.
CONAC	HQC	MATS	SAC	TAC	AAC	CAIRC	FEAF	NEAC	USAFE		
-	-	-	-	277	12	-	145	-	65	-	1
-	-	-	-	-	12	-	30	-	-	-	2
-	-	-	-	-	-	-	61	-	-	-	3
-	-	-	-	223	-	-	-	-	-	-	4
-	-	-	-	62	-	-	-	-	36	-	5
-	-	-	-	12	-	-	49	-	29	-	6
-	-	-	-	-	-	-	5	-	-	-	7
-	-	-	-	-	-	-	-	-	-	-	8
420	388	217	674	79	137	45	241	231	633	-	9
43	154	-	102	2	-	8	15	-	14	-	10
43	154	-	93	2	-	8	15	-	14	-	11
-	-	-	-	-	-	-	-	-	-	-	12
-	-	-	9	-	-	-	-	-	-	-	13
-	-	-	-	-	-	-	-	-	-	-	14
24	-	-	-	-	-	-	-	-	-	-	15
24	-	-	-	-	-	-	-	-	-	-	16
-	-	-	-	-	-	-	-	-	-	-	17
-	-	-	-	-	-	-	-	-	-	-	18
-	-	-	-	-	-	-	-	-	-	-	19
-	-	-	-	-	-	-	-	-	-	-	20
-	-	-	-	-	-	-	-	-	-	-	21
-	-	-	-	-	-	-	-	-	-	-	22
-	-	-	-	-	-	-	-	-	-	-	23
-	-	-	-	-	-	-	-	-	-	-	24
-	1	-	2	-	1	-	-	43	13	-	25
-	1	-	2	-	-	-	-	9	13	-	26
-	-	-	-	-	1	-	-	34	-	-	27
-	-	-	-	-	-	-	-	-	-	-	28
-	-	-	215	-	-	-	-	-	-	-	29
-	-	-	215	-	-	-	-	-	-	-	30
261	232	-	352	36	114	37	105	182	588	-	31
231	221	-	241	36	102	24	87	51	480	-	32
3	11	-	37	-	9	13	18	97	95	-	33
-	-	-	-	-	3	-	-	-	-	-	34
-	-	-	57	-	-	-	-	-	6	-	35
27	-	-	17	-	-	-	-	34	7	-	36
8	1	13	-	25	11	-	101	1	18	-	37
8	1	13	-	1	-	-	18	1	18	-	38
-	-	-	-	24	11	-	83	-	-	-	39
84	-	204	3	16	11	-	20	5	-	-	40
84	-	-	-	5	5	-	12	-	-	-	41
-	-	45	3	11	6	-	1	-	-	-	42
-	-	159	-	-	-	-	7	-	-	-	43
-	-	-	-	-	-	-	-	5	-	-	44

ber 1954

585	400	5,245	18,391	3,952	991	83	3,599	495	3,688	6	45
-	-	5,022	17,681	3,873	797	30	3,188	230	2,913	6	46
-	-	-	6,063	338	-	-	402	-	578	-	47
-	-	-	-	246	-	-	292	-	72	-	48
-	-	-	15	-	-	-	110	-	257	-	49
-	-	-	2,874	-	-	-	-	-	-	-	50
-	-	-	-	-	-	-	-	-	-	-	51
-	-	-	3,174	-	-	-	-	-	230	-	52
-	-	-	-	92	-	-	-	-	-	-	53
-	-	-	-	-	-	-	-	-	19	-	53

TABLE 128 - USAF AIR CREW PERSONNEL, BY TYPE AND MODEL

(See first page of this

LINE NO.	TYPE AND MODEL AIRCRAFT	TOTAL	CONTINENTAL					
			ADC	AMC	APG	ARDC	AIRC	AU
			30 June					
1	<u>Fighter - Total</u> . . . . .	<u>6,152</u>	<u>2,330</u>	-	-	-	-	-
2	F-84 . . . . .	106	-	-	-	-	-	-
3	F-84F . . . . .	703	-	-	-	-	-	-
4	F-84G . . . . .	209	-	-	-	-	-	-
5	F-86 . . . . .	1	-	-	-	-	-	-
6	F-86D . . . . .	1,708	1,183	-	-	-	-	-
7	F-86F . . . . .	1,143	-	-	-	-	-	-
8	F-86H . . . . .	301	-	-	-	-	-	-
9	F-89 . . . . .	210	-	-	-	-	-	-
10	F-89D . . . . .	998	519	-	-	-	-	-
11	F-94 . . . . .	80	-	-	-	-	-	-
12	F-94C . . . . .	628	628	-	-	-	-	-
13	F-100 . . . . .	65	-	-	-	-	-	-
14	<u>Reconnaissance - Total</u> . . . . .	<u>6,413</u>	<u>551</u>	-	-	-	-	-
15	RB-26 . . . . .	298	-	-	-	-	-	-
16	RB-29 . . . . .	36	-	-	-	-	-	-
17	RB-36 . . . . .	2,666	-	-	-	-	-	-
18	RB-45 . . . . .	71	-	-	-	-	-	-
19	RB-47 . . . . .	941	-	-	-	-	-	-
20	RB-50 . . . . .	662	-	-	-	-	-	-
21	RB-57 . . . . .	81	-	-	-	-	-	-
22	RC-45 . . . . .	69	-	-	-	-	-	-
23	RC-121 . . . . .	551	551	-	-	-	-	-
24	RF-80 . . . . .	115	-	-	-	-	-	-
25	RF-86 . . . . .	112	-	-	-	-	-	-
26	WB-26 . . . . .	59	-	-	-	-	-	-
27	WB-29 . . . . .	752	-	-	-	-	-	-
28	<u>Rescue - Total</u> . . . . .	<u>1,004</u>	-	-	-	-	-	-
29	H-19 . . . . .	181	-	-	-	-	-	-
30	H-21 . . . . .	51	-	-	-	-	-	-
31	SA-16 . . . . .	543	-	-	-	-	-	-
32	SB-17 . . . . .	23	-	-	-	-	-	-
33	SB-29 . . . . .	61	-	-	-	-	-	-
34	SC-47 . . . . .	3	-	-	-	-	-	-
35	SC-54 . . . . .	6	-	-	-	-	-	-
36	YC-122 . . . . .	88	-	-	-	-	-	-
37	YC-131 . . . . .	48	-	-	-	-	-	-
38	<u>Tanker - Total</u> . . . . .	<u>7,082</u>	-	-	-	-	-	-
39	KB-29 . . . . .	1,395	-	-	-	-	-	-
40	KC-97 . . . . .	5,687	-	-	-	-	-	-
41	<u>Troop Carrier and Transport - Total</u> . . . . .	<u>8,273</u>	-	<u>115</u>	-	-	-	-
42	C-47 . . . . .	431	-	-	-	-	-	-
43	C-54 . . . . .	1,308	-	-	-	-	-	-
44	C-74 . . . . .	41	-	-	-	-	-	-
45	C-97 . . . . .	417	-	-	-	-	-	-
46	C-118 . . . . .	484	-	-	-	-	-	-
47	C-119 . . . . .	2,202	-	-	-	-	-	-
48	C-124 . . . . .	3,255	-	-	-	-	-	-
49	C-131 . . . . .	135	-	115	-	-	-	-
50	<u>Other - Total</u> . . . . .	<u>438</u>	<u>7</u>	-	-	-	-	-
51	L-20 . . . . .	23	-	-	-	-	-	-
52	LT-6 . . . . .	30	-	-	-	-	-	-
53	T-33 . . . . .	7	7	-	-	-	-	-
54	TB-26 . . . . .	218	-	-	-	-	-	-
55	TB-29 . . . . .	126	-	-	-	-	-	-
56	TB-45 . . . . .	9	-	-	-	-	-	-
57	TB-50 . . . . .	25	-	-	-	-	-	-

AIRCRAFT, BY COMMAND - FY 1955 (CONTINUED)

table for headnote)

US					OVERSEAS					PIPELINE	LINE NO.
CONAC	HQC	MATS	SAC	TAC	AAC	CAIRC	FEAF	NEAC	USAFE		
-	-	<u>66</u>	<u>421</u>	<u>842</u>	<u>430</u>	-	<u>798</u>	<u>224</u>	<u>1,035</u>	<u>6</u>	1
-	-	-	-	106	-	-	-	-	-	-	2
-	-	-	379	161	-	-	-	-	163	-	3
-	-	-	42	-	-	-	133	-	34	-	4
-	-	-	-	-	-	-	-	-	-	1	5
-	-	-	-	-	-	-	269	-	254	2	6
-	-	-	-	215	31	-	314	-	581	2	7
-	-	-	-	301	-	-	-	-	-	-	8
-	-	66	-	-	66	-	-	78	-	-	9
-	-	-	-	-	333	-	-	146	-	-	10
-	-	-	-	-	-	-	79	-	-	1	11
-	-	-	-	59	-	-	3	-	3	-	12
-	-	-	-	-	-	-	-	-	-	-	13
-	-	<u>561</u>	<u>3,875</u>	<u>254</u>	<u>174</u>	-	<u>740</u>	-	<u>258</u>	-	14
-	-	-	-	95	-	-	100	-	103	-	15
-	-	-	2,666	-	-	-	36	-	-	-	16
-	-	-	-	-	-	-	-	-	-	-	17
-	-	-	-	-	-	-	19	-	52	-	18
-	-	-	941	-	-	-	-	-	-	-	19
-	-	175	268	-	-	-	219	-	-	-	20
-	-	-	-	53	-	-	-	-	28	-	21
-	-	69	-	-	-	-	-	-	-	-	22
-	-	-	-	-	-	-	-	-	-	-	23
-	-	-	-	-	-	-	40	-	75	-	24
-	-	-	-	88	-	-	24	-	-	-	25
-	-	-	-	18	-	-	41	-	-	-	26
-	-	317	-	-	174	-	261	-	-	-	27
-	-	<u>385</u>	<u>28</u>	<u>164</u>	<u>96</u>	<u>30</u>	<u>174</u>	<u>6</u>	<u>121</u>	-	28
-	-	79	4	35	10	4	37	-	12	-	29
-	-	-	-	41	10	-	-	-	-	-	30
-	-	197	24	-	70	26	137	6	83	-	31
-	-	23	-	-	-	-	-	-	-	-	32
-	-	38	-	-	-	-	-	-	23	-	33
-	-	-	-	-	-	-	-	-	3	-	34
-	-	-	-	-	6	-	-	-	-	-	35
-	-	-	-	88	-	-	-	-	-	-	36
-	-	48	-	-	-	-	-	-	-	-	37
-	-	-	<u>6,786</u>	<u>202</u>	-	-	<u>94</u>	-	-	-	38
-	-	-	1,099	202	-	-	94	-	-	-	39
-	-	-	5,687	-	-	-	-	-	-	-	40
-	-	<u>4,010</u>	<u>508</u>	<u>1,843</u>	<u>82</u>	-	<u>881</u>	-	<u>834</u>	-	41
-	-	347	-	-	-	-	84	-	-	-	42
-	-	1,219	-	-	6	-	83	-	-	-	43
-	-	41	-	-	-	-	-	-	-	-	44
-	-	417	-	-	-	-	-	-	-	-	45
-	-	484	-	-	-	-	-	-	-	-	46
-	-	13	-	859	-	-	496	-	834	-	47
-	-	1,354	508	984	76	-	218	-	-	-	48
-	-	135	-	-	-	-	-	-	-	-	49
-	-	-	-	<u>230</u>	<u>15</u>	-	<u>99</u>	-	<u>87</u>	-	50
-	-	-	-	-	-	-	8	-	-	-	51
-	-	-	-	-	15	-	30	-	-	-	52
-	-	-	-	-	-	-	-	-	-	-	53
-	-	-	-	175	-	-	-	-	43	-	54
-	-	-	-	46	-	-	-	-	44	-	55
-	-	-	-	9	-	-	36	-	-	-	56
-	-	-	-	-	-	-	25	-	-	-	57

TABLE 128 -- USAF AIR CREW PERSONNEL, BY TYPE AND MODEL

(See first page of this

LINE NO.	TYPE AND MODEL AIRCRAFT	TOTAL	CONFIDENTIAL					
			ADC	AMC	APG	ARDC	ATRC	AU
30 June								
1	<u>NON-TACTICAL AIR CREW PERSONNEL -</u>							
	<u>TOTAL</u> . . . . .	<u>11,224</u>	<u>250</u>	<u>739</u>	<u>271</u>	<u>852</u>	<u>5,217</u>	<u>193</u>
2	<u>Bomber - Total</u> . . . . .	<u>2,827</u>	<u>3</u>	<u>156</u>	<u>171</u>	<u>420</u>	<u>1,661</u>	<u>95</u>
3	B-17/25/26/29 . . . . .	2,404	3	105	130	296	1,461	95
4	B-36 . . . . .	56	-	11	-	45	-	-
5	B-45/47 . . . . .	204	-	31	26	32	115	-
6	B-50/52/57 . . . . .	163	-	9	15	47	85	-
7	<u>Fighter - Total</u> . . . . .	<u>566</u>	<u>-</u>	<u>17</u>	<u>20</u>	<u>86</u>	<u>422</u>	<u>-</u>
8	F-80 . . . . .	35	-	6	9	2	-	-
9	F-84/F/G . . . . .	132	-	-	1	30	98	-
10	F-86/D/F . . . . .	305	-	9	7	46	243	-
11	F-89D . . . . .	38	-	-	2	-	36	-
12	F-94C . . . . .	52	-	2	1	4	45	-
13	F-100 . . . . .	4	-	-	-	4	-	-
14	<u>Reconnaissance - Total</u> . . . . .	<u>6</u>	<u>-</u>	<u>-</u>	<u>-</u>	<u>-</u>	<u>6</u>	<u>-</u>
15	RB-25 . . . . .	6	-	-	-	-	6	-
16	<u>Rescue - Total</u> . . . . .	<u>283</u>	<u>11</u>	<u>-</u>	<u>6</u>	<u>28</u>	<u>58</u>	<u>-</u>
17	H-5/13/19/21 . . . . .	142	11	-	4	21	58	-
18	SA-16 . . . . .	62	-	-	2	7	-	-
19	SB-29 . . . . .	78	-	-	-	-	-	-
20	YL-20 . . . . .	1	-	-	-	-	-	-
21	<u>Tanker - Total</u> . . . . .	<u>249</u>	<u>-</u>	<u>-</u>	<u>-</u>	<u>-</u>	<u>-</u>	<u>-</u>
22	KC-97 . . . . .	249	-	-	-	-	-	-
23	<u>Troop Carrier and Transport - Total</u>	<u>3,445</u>	<u>31</u>	<u>542</u>	<u>56</u>	<u>277</u>	<u>189</u>	<u>98</u>
24	C-45/46/47 . . . . .	2,244	30	162	26	123	129	98
25	C-54 . . . . .	489	-	31	3	59	26	-
26	C-82 . . . . .	1	-	-	-	-	-	-
27	C-97/99 . . . . .	139	-	46	12	24	-	-
28	C-118/119 . . . . .	194	1	-	-	21	31	-
29	C-121/123/124/131 . . . . .	378	-	303	15	50	3	-
30	<u>Trainer - Total</u> . . . . .	<u>3,343</u>	<u>205</u>	<u>23</u>	<u>18</u>	<u>38</u>	<u>2,733</u>	<u>-</u>
31	T-6/28/29/33 . . . . .	2,779	-	21	18	1	2,605	-
32	TB-17/25/26/29 . . . . .	413	205	2	-	37	3	-
33	TC-45/47/54 . . . . .	125	-	-	-	-	125	-
34	Harvard Mark - 4 . . . . .	26	-	-	-	-	-	-
35	<u>Other - Total</u> . . . . .	<u>505</u>	<u>-</u>	<u>1</u>	<u>-</u>	<u>3</u>	<u>148</u>	<u>-</u>
36	VB-17/25 . . . . .	18	-	-	-	-	-	-
37	VC-47/54 . . . . .	172	-	1	-	-	1	-
38	VC-118/121/131 . . . . .	164	-	-	-	-	-	-
39	L-19/20/21 . . . . .	151	-	-	-	3	147	-

Source: Personnel Statistics Division, Directorate of Statistical Services, DCS/Comptroller.



## AIRCRAFT, BY COMMAND - FY 1955 (CONTINUED)

table for headnote)

US					OVERSEAS					PIPELINE	LINE NO.
CONAC	HQC	MATS	SAC	TAC	AAC	CAIRC	FEAF	NEAC	USAFE		
1955											
<u>585</u>	<u>400</u>	<u>223</u>	<u>710</u>	<u>86</u>	<u>194</u>	<u>53</u>	<u>411</u>	<u>265</u>	<u>775</u>	-	1
<u>61</u>	<u>129</u>	-	<u>23</u>	<u>4</u>	-	<u>13</u>	<u>10</u>	-	<u>11</u>	-	2
61	129	-	86	4	-	13	10	-	11	-	3
-	-	-	-	-	-	-	-	-	-	-	4
-	-	-	-	-	-	-	-	-	-	-	5
-	-	-	7	-	-	-	-	-	-	-	6
<u>21</u>	-	-	-	-	-	-	-	-	-	-	7
18	-	-	-	-	-	-	-	-	-	-	8
3	-	-	-	-	-	-	-	-	-	-	9
-	-	-	-	-	-	-	-	-	-	-	10
-	-	-	-	-	-	-	-	-	-	-	11
-	-	-	-	-	-	-	-	-	-	-	12
-	-	-	-	-	-	-	-	-	-	-	13
-	-	-	-	-	-	-	-	-	-	-	14
-	-	-	-	-	-	-	-	-	-	-	15
-	-	-	3	-	1	-	<u>123</u>	<u>48</u>	2	-	16
-	-	-	3	-	-	-	29	11	5	-	17
-	-	-	-	-	-	-	16	37	-	-	18
-	-	-	-	-	1	-	78	-	-	-	19
-	-	-	-	-	-	-	-	-	-	-	20
-	-	-	<u>249</u>	-	-	-	-	-	-	-	21
-	-	-	249	-	-	-	-	-	-	-	22
<u>408</u>	<u>256</u>	-	<u>362</u>	<u>42</u>	<u>145</u>	<u>40</u>	<u>137</u>	<u>192</u>	<u>670</u>	-	23
367	205	-	233	34	133	25	109	49	521	-	24
4	31	-	25	-	11	15	28	114	142	-	25
-	-	-	-	-	1	-	-	-	-	-	26
-	-	-	51	-	-	-	-	-	6	-	27
35	20	-	53	4	-	-	-	29	-	-	28
2	-	-	-	4	-	-	-	-	1	-	29
<u>10</u>	<u>15</u>	-	-	<u>30</u>	<u>36</u>	-	<u>122</u>	<u>25</u>	<u>88</u>	-	30
10	15	-	-	1	8	-	37	1	62	-	31
-	-	-	-	29	28	-	85	24	-	-	32
-	-	-	-	-	-	-	-	-	-	-	33
-	-	-	-	-	-	-	-	-	26	-	34
<u>85</u>	-	<u>223</u>	<u>3</u>	<u>10</u>	<u>12</u>	-	<u>19</u>	-	<u>1</u>	-	35
-	-	-	-	1	6	-	11	-	-	-	36
85	-	66	3	9	6	-	1	-	-	-	37
-	-	157	-	-	-	-	7	-	-	-	38
-	-	-	-	-	-	-	-	1	-	-	39

TABLE 129 - SUMMARY - MILITARY STRENGTH BY TYPE - 1 AUG 1907 THROUGH 30 JUN 1955

NOTE. Annual strength figures are as of 30 June except as noted. The history of the AAF falls into several well defined phases. On 1 August 1907 the Aeronautical Division of the Signal Corps was established, and this division continued until 1 July 1914 when it was reorganized as the Aviation Section of the Signal Corps. In May 1918 Army aviation was divorced from the Signal Corps by Presidential order and comprised the Division of Military Aeronautics, Bureau of Aircraft Production, and the Spruce Section which had been organized in November 1917. (The latter was created to expedite lumber production for aircraft construction.) Legislative cognizance of a separate arm occurred on 4 June 1920 when the Air Service was created. The Air Corps was established in July 1926 and continued until the reorganization of the Army in March 1942. At that time, the Army Air Forces came into being and continued under this organization until the three defense agencies were established in 1947. On 17 September 1947, James V. Forrestal took the oath of office as Secretary of Defense. The Air Force was officially separated from the Army the following day and the new agency, U.S. Air Force, was established, but it was not until 1948 that Air Force reporting was entirely divorced from the Army. Blank columns in the table below indicate that breaks were not available for the period; dashes indicated zero entries; and other necessary explanations are covered with foot notes. Army personnel on duty with the US Air Force known as SCARWAF, were included in this table from September 1947 through June 1955.

YEAR	TOTAL ARMY AIR FORCES	YEAR	TOTAL ARMY AIR FORCES	YEAR	TOTAL ARMY AIR FORCES	YEAR	TOTAL ARMY AIR FORCES
1907 (1 Aug) . . . . .	3	1915 (30 Jun) . . . . .	208	1923 (30 Jun) . . . . .	9,441	1931 (30 Jun) . . . . .	14,780
1908 (30 Jun) . . . . .	13	1916 (30 Jun) . . . . .	311	1924 (30 Jun) . . . . .	10,547	1932 (30 Jun) . . . . .	15,028
1909 (30 Jun) . . . . .	27	1917 (6 Apr) . . . . .	1,218	1925 (30 Jun) . . . . .	9,670	1933 (30 Jun) . . . . .	15,099
1910 (30 Jun) . . . . .	11	1918 (11 Nov) . . . . .	195,023	1926 (30 Jun) . . . . .	9,674	1934 (30 Jun) . . . . .	15,861
1911 (30 Jun) . . . . .	23	1919 (30 Jun) . . . . .	25,603	1927 (30 Jun) . . . . .	10,078	1935 (30 Jun) . . . . .	16,247
1912 (1 Nov) . . . . .	51	1920 (30 Jun) . . . . .	9,050	1928 (30 Jun) . . . . .	10,549	1936 (30 Jun) . . . . .	17,233
1913 (30 Sep) . . . . .	114	1921 (30 Jun) . . . . .	11,649	1929 (30 Jun) . . . . .	12,131	1937 (30 Jun) . . . . .	19,147
1914 (30 Jun) . . . . .	122	1922 (30 Jun) . . . . .	9,642	1930 (30 Jun) . . . . .	13,531	1938 (30 Jun) . . . . .	21,089
						1939 (30 Jun) . . . . .	23,455

END OF MONTH AND YEAR	WORLDWIDE					CONTINENTAL US					OVERSEAS			
	Total	Officer a/	Warrant Officer	Enlisted Personnel	Air Cadet	Total	Officer a/	Warrant Officer	Enlisted Personnel	Air Cadet	Total	Officer a/	Warrant Officer	Enlisted Personnel
<u>FY 1940</u>														
Jul (1939) . . . . .	24,721	2,633		21,430	658	20,269	2,356		17,255	658	4,452	277		4,175
Aug . . . . .	26,526	2,747		22,919	860	21,932	2,488		18,584	860	4,594	259		4,335
Sep . . . . .	30,917	2,886		27,041	990	25,560	2,581		21,989	990	5,357	305		5,052
Oct . . . . .	34,690	2,872		30,926	892	28,982	2,561		25,529	892	5,708	311		5,397
Nov . . . . .	39,058	3,030		34,955	1,073	32,259	2,691		28,495	1,073	6,799	339		6,460
Dec . . . . .	43,118	3,006		38,784	1,328	35,566	2,650		31,588	1,328	7,552	356		7,196
Jan (1940) . . . . .	45,948	3,003		41,678	1,267	37,989	2,642		34,080	1,267	7,959	361		7,598
Feb . . . . .	47,851	2,991		43,316	1,544	38,728	2,637		34,547	1,544	9,123	354		8,769
Mar . . . . .	47,936	3,174		43,238	1,524	38,643	2,826		34,293	1,524	9,293	348		8,945
Apr . . . . .	47,812	3,159		43,228	1,425	37,774	2,816		33,533	1,425	10,038	343		9,695
May . . . . .	48,566	3,339		43,644	1,583	38,009	2,983		33,443	1,583	10,557	356		10,201
Jun . . . . .	51,165	3,361		45,910	1,894	40,229	2,999		35,336	1,894	10,936	362		10,574
<u>FY 1941</u>														
Jul (1940) . . . . .	57,150	3,650		51,258	2,242	46,071	3,264		40,565	2,242	11,079	386		10,693
Aug . . . . .	63,516	4,035		57,374	2,107	52,299	3,649		46,543	2,107	11,217	386		10,831
Sep . . . . .	73,662	4,112		66,499	3,051	62,276	3,698		55,527	3,051	11,386	414		10,972
Oct . . . . .	85,292	4,483		76,737	4,072	72,018	3,994		63,952	4,072	13,274	489		12,785
Nov . . . . .	94,980	4,889		85,037	5,054	80,017	4,281		70,682	5,054	14,963	608		14,355
Dec . . . . .	99,993	5,203		89,998	4,792	83,910	4,586		74,532	4,792	16,083	617		15,466

TABLE 129 - SUMMARY - MILITARY STRENGTH BY TYPE - 1 AUG 1907 THROUGH 30 JUN 1955 (CONTINUED)

END OF MONTH AND YEAR	WORLDWIDE					CONTINENTAL US					OVERSEAS			
	Total	Officers a/	Warrant Officers	Enlisted Personnel	Air Cadets	Total	Officers a/	Warrant Officers	Enlisted Personnel	Air Cadets	Total	Officers a/	Warrant Officers	Enlisted Personnel
Jan (1941)	100,513	6,546		87,811	6,156	81,473	6,230		69,087	6,156	19,040	316		18,724
Feb . . . . .	135,738	6,951		121,512	7,275	115,712	6,645		101,792	7,275	20,026	306		19,720
Mar . . . . .	144,774	7,793		128,544	8,437	123,025	7,469		107,119	8,437	21,749	324		21,425
Apr . . . . .	147,431	8,625		131,346	7,460	125,518	8,137		109,921	7,460	21,913	488		21,425
May . . . . .	152,641	9,078		136,342	7,221	130,422	8,284		114,917	7,221	22,219	794		21,425
Jun . . . . .	152,125	10,611		132,887	8,627	129,767	9,463		111,677	8,627	22,358	1,148		21,210
FY 1942														
Jul (1941)	194,626	13,175		172,240	9,211	171,679	11,947		150,521	9,211	22,947	1,228		21,719
Aug . . . . .	219,263	15,246		194,050	9,967	195,413	13,928		171,518	9,967	23,850	1,318		22,532
Sep . . . . .	246,319	20,376		217,084	8,859	222,034	18,961		194,214	8,859	24,285	1,415		22,870
Oct . . . . .	270,326	22,101		236,381	11,844	242,121	20,512		209,765	11,844	28,205	1,589		26,616
Nov . . . . .	297,103	22,524		259,329	15,250	268,176	20,859		232,067	15,250	28,927	1,665		27,262
Dec . . . . .	354,161	24,521		312,026	17,614	328,277	22,479		288,621	17,614	25,884	2,479		23,405
Jan (1942)	417,526	30,040		359,571	27,915	366,582	27,211		311,456	27,915	50,944	2,829		48,115
Feb . . . . .	482,733	32,917		416,852	32,964	419,761	29,486		357,311	32,964	62,972	3,431		59,541
Mar . . . . .	547,753	35,987		473,407	38,359	485,768	32,584		414,825	38,359	61,985	3,403		58,582
Apr . . . . .	599,961	41,207		521,220	37,534	523,835	37,281		449,020	37,534	76,126	3,926		72,200
May . . . . .	659,746	47,352		573,521	38,873	569,204	43,310		487,021	38,873	90,542	4,042		86,500
Jun . . . . .	764,415	55,956		658,246	50,213	649,091	45,449		553,429	50,213	115,324	10,507		104,817
FY 1943														
Jul (1942)	840,637	68,894		719,778	51,965	708,191	56,454		599,772	51,965	132,446	12,440		120,006
Aug . . . . .	986,338	82,130		838,176	66,032	826,967	67,207		693,728	66,032	159,371	14,923		144,448
Sep . . . . .	1,089,930	88,918		921,441	79,571	920,810	73,095		768,144	79,571	169,120	15,823		153,297
Oct . . . . .	1,261,172	105,089		1,069,783	86,300	1,076,861	85,492		905,069	86,300	184,311	19,597		164,714
Nov . . . . .	1,511,323	111,727		1,308,631	90,965	1,301,704	88,862		1,121,877	90,965	209,619	22,865		186,754
Dec . . . . .	1,597,049	127,267		1,375,779	94,003	1,355,028	100,475		1,160,550	94,003	242,021	26,792		215,229
Jan (1943)	1,696,866	139,976		1,459,170	97,720	1,436,236	111,944		1,226,572	97,720	260,630	28,032		232,598
Feb . . . . .	1,859,569	153,077		1,604,225	102,267	1,573,089	121,373		1,349,449	102,267	286,480	31,704		254,776
Mar . . . . .	2,045,649	173,213		1,764,121	108,315	1,721,211	136,004		1,476,892	108,315	324,438	37,209		287,229
Apr . . . . .	2,133,925	181,757		1,840,307	111,861	1,802,824	143,280		1,547,683	111,861	331,101	38,477		292,624
May . . . . .	2,184,041	197,519		1,872,269	114,253	1,780,635	150,978		1,515,404	114,253	403,406	46,541		356,865
Jun . . . . .	2,197,114	205,874		1,891,568	99,672	1,764,969	156,417		1,508,880	99,672	432,145	49,457		382,688
FY 1944														
Jul (1943)	2,238,802	217,161		1,914,477	107,164	1,768,402	164,346		1,496,892	107,164	470,400	52,815		417,585
Aug . . . . .	2,305,320	232,922		1,966,352	106,046	1,778,873	174,628		1,498,199	106,046	526,447	58,294		468,153
Sep . . . . .	2,321,858	246,329		1,967,309	108,220	1,766,464	184,075		1,474,169	108,220	555,394	62,254		493,140
Oct . . . . .	2,356,167	253,796		1,997,325	105,046	1,728,019	183,653		1,439,320	105,046	628,148	70,143		558,005
Nov . . . . .	2,383,370	265,630		2,002,225	115,515	1,711,412	187,980		1,407,997	115,515	671,878	77,650		594,228
Dec . . . . .	2,373,882	274,347		1,985,199	114,336	1,638,296	193,275		1,330,605	114,336	735,666	81,072		654,594
Jan (1944)	2,400,151	287,294		2,005,148	107,709	1,606,394	198,510		1,300,175	107,709	793,757	88,784		704,973
Feb . . . . .	2,403,499	296,561		2,002,276	104,662	1,555,969	202,842		1,248,465	104,662	847,530	93,719		753,811
Mar . . . . .	2,411,294	306,889		2,003,863	100,542	1,504,959	202,025		1,202,392	100,542	906,335	104,864		801,471
Apr . . . . .	2,356,504	313,874		1,949,957	92,673	1,410,704	201,983		1,116,050	92,673	945,800	111,893		833,907
May . . . . .	2,372,447	322,350		1,962,298	87,799	1,372,933	200,386		1,084,748	87,799	999,514	121,964		877,550
Jun . . . . .	2,372,292	333,401		1,956,244	82,647	1,334,958	205,156		1,047,155	82,647	1,037,334	128,245		909,089

TABLE 129 - SUMMARY - MILITARY STRENGTH BY TYPE - 1 AUG 1907 THROUGH 30 JUN 1955 (CONTINUED)

END OF MONTH AND YEAR	WORLDWIDE					CONTINENTAL					OVERSEAS			
	Total	Officers a/	Warrant Officers	Enlisted Personnel	Air Cadets	Total	Officers a/	Warrant Officers	Enlisted Personnel	Air Cadets	Total	Officers a/	Warrant Officers	Enlisted Personnel
<b>FY 1945</b>														
Jul (1944)	2,403,806	342,914		1,982,452	78,440	1,342,025	207,447		1,056,138	78,440	1,061,781	135,467		926,314
Aug . . .	2,403,056	350,060		1,979,852	73,144	1,320,980	212,650		1,035,186	73,144	1,082,076	137,410		944,666
Sep . . .	2,391,281	357,924		1,973,243	60,114	1,313,143	220,526		1,032,503	60,114	1,078,138	137,398		940,740
Oct . . .	2,382,410	360,843		1,967,631	53,936	1,261,050	214,948		992,166	53,936	1,121,360	145,895		975,465
Nov . . .	2,383,453	368,804		1,968,846	45,803	1,231,978	217,471		968,704	45,803	1,151,475	153,333		1,000,142
Dec . . .	2,359,456	375,973		1,944,554	38,929	1,195,320	222,428		933,963	38,929	1,164,136	153,545		1,010,591
<b>Jan (1945)</b>														
Feb . . .	2,345,068	377,426		1,933,160	34,482	1,165,349	221,180		909,687	34,482	1,179,719	156,246		1,023,473
Mar . . .	2,324,377	385,111		1,909,445	29,821	1,138,146	223,985		884,340	29,821	1,166,231	161,126		1,025,105
Apr . . .	2,325,842	385,916		1,914,626	25,300	1,108,705	220,424		862,981	25,300	1,217,137	165,492		1,051,645
May . . .	2,329,534	388,278		1,941,256	b/	1,105,528	224,392		881,136	b/	1,224,006	163,886		1,060,120
Jun . . .	2,310,436	388,295		1,922,141	b/	1,101,932	225,537		876,395	b/	1,208,504	162,758		1,045,746
Jul . . .	2,282,259	381,454		1,884,041	16,764	1,153,373	239,561		897,048	16,764	1,128,886	141,893		986,993
<b>FY 1946</b>														
Jul (1945)	2,262,092	371,269		1,890,823	b/	1,185,712	238,771		946,941	b/	1,076,380	132,498		943,882
Aug . . .	2,253,132	368,344		1,884,838	b/	1,253,573	245,511		1,008,062	b/	999,609	122,833		876,776
Sep . . .	1,992,960	310,443		1,665,640	16,877	1,095,017	199,207		878,933	16,877	897,943	111,236		786,707
Oct . . .	1,553,867	241,226		1,312,641	b/	836,070	149,334		686,736	b/	717,797	91,892		625,905
Nov . . .	1,200,247	200,152		1,000,095	b/	619,602	126,056		493,546	b/	580,645	74,096		506,549
Dec . . .	888,769	164,004		724,443	322	503,234	110,609		392,303	322	385,535	53,395		332,140
<b>Jan (1946)</b>														
Feb . . .	733,786	141,643		591,962	181	456,567	95,203		361,183	181	277,219	46,440		230,779
Mar . . .	564,605	115,243		449,258	104	356,980	76,880		279,996	104	207,625	38,363		169,262
Apr . . .	500,472	102,286		398,131	55	328,079	69,756		258,268	55	172,393	32,530		139,863
May . . .	485,151	95,906		389,230	15	310,116	65,439		244,662	15	175,035	30,467		144,568
Jun . . .	472,563	88,746		383,805	12	300,287	61,246		239,029	12	172,276	27,500		144,776
Jul . . .	455,515	81,733		373,775	7	296,964	58,907		238,050	7	158,551	22,826		135,725
<b>FY 1947</b>														
Jul (1946)	450,626	72,983		377,636	7	292,495	51,413		241,075	7	158,131	21,570		136,561
Aug . . .	441,852	68,452		373,398	2	291,495	49,907		241,586	2	150,357	18,545		131,812
Sep . . .	419,670	65,991		353,676	3	274,248	46,861		227,384	3	145,422	19,130		126,292
Oct . . .	406,802	61,252		345,550	-	271,894	42,320		229,574	-	134,908	18,932		115,976
Nov . . .	373,960	50,722		323,238	-	247,194	32,111		215,083	-	126,766	18,611		108,155
Dec . . .	341,413	49,529		291,884	-	228,048	31,497		196,551	-	113,365	18,032		95,333
<b>Jan (1947)</b>														
Feb . . .	327,404	48,021		279,383	-	220,910	31,227		189,683	-	106,494	16,794		89,700
Mar . . .	323,704	46,999		276,705	-	218,376	31,055		187,321	-	105,328	15,944		89,384
Apr . . .	314,569	46,507		267,993	69	211,552	31,111		180,372	69	103,017	15,376		87,621
May . . .	307,828	44,513		263,249	66	206,595	30,504		176,025	66	101,233	14,009		87,224
Jun . . .	303,614	43,076		260,488	50	203,809	29,868		173,891	50	99,805	13,208		86,597
Jul . . .	305,827	42,745		263,029	53	206,226	29,640		176,533	53	99,601	13,105		86,496

TABLE 129 - SUMMARY - MILITARY STRENGTH BY TYPE - 1 AUG 1907 THROUGH 30 JUN 1955 (CONTINUED)

END OF MONTH AND YEAR	WORLDWIDE					CONTINENTAL					OVERSEAS			
	Total	Officers a/	Warrant Officers	Enlisted Personnel	Air Cadets	Total	Officers a/	Warrant Officers	Enlisted Personnel	Air Cadets	Total	Officers a/	Warrant Officers	Enlisted Personnel
<b>FY 1948</b>														
Jul (1947)	310,332	43,511		266,384	437	211,046	30,600		180,009	437	99,286	12,911		86,375
Aug . . . .	314,551	43,733		270,396	422	216,135	31,161		184,552	422	98,416	12,572		85,844
Sep . . . .	318,744	44,352		274,034	358	220,547	31,519		188,670	358	98,197	12,833		85,364
Oct . . . .	329,523	45,861		283,036	626	230,854	33,184		197,044	626	98,669	12,677		85,992
Nov . . . .	335,671	46,760		288,308	603	236,560	34,221		201,736	603	99,111	12,539		86,572
Dec . . . .	339,246	47,021		291,647	578	238,608	34,602		203,428	578	100,638	12,419		88,219
Jan (1948)	353,143	46,287	1,278	305,026	552	252,616	34,200	932	216,932	552	100,527	12,087	346	88,094
Feb . . . .	365,186	46,810	1,274	316,294	808	263,322	34,357	911	227,246	808	101,864	12,453	363	89,048
Mar . . . .	368,348	46,983	1,257	319,092	1,016	265,573	34,422	897	229,238	1,016	102,775	12,561	360	89,854
Apr . . . .	375,299	47,359	1,265	325,735	940	270,146	34,596	899	233,711	940	105,153	12,763	366	92,024
May . . . .	384,460	47,572	1,261	334,749	878	272,515	34,507	897	236,233	878	111,945	13,065	364	98,516
Jun . . . .	387,730	47,709	1,248	337,435	1,338	268,696	34,675	891	231,992	1,338	118,834	13,034	357	105,443
<b>FY 1949</b>														
Jul (1948)	399,539	48,088	1,262	348,663	1,526	272,904	35,027	906	235,445	1,526	126,635	13,061	356	113,218
Aug . . . .	401,080	48,588	1,263	349,924	1,305	274,298	35,419	912	236,662	1,305	126,782	13,169	351	113,262
Sep . . . .	406,088	49,433	1,241	354,024	1,390	276,314	35,745	879	238,300	1,390	129,774	13,688	362	115,724
Oct . . . .	410,237	50,951	1,244	356,042	2,000	279,350	37,100	882	239,368	2,000	130,887	13,851	362	116,674
Nov . . . .	409,959	51,541	1,220	355,287	1,911	280,251	37,340	872	240,128	1,911	129,708	14,201	348	115,159
Dec . . . .	412,312	52,612	1,336	356,588	1,776	283,977	38,015	970	243,216	1,776	128,335	14,597	366	113,372
Jan (1949)	415,576	53,783	1,651	358,427	1,715	287,210	38,873	1,248	245,374	1,715	128,366	14,910	403	113,053
Feb . . . .	417,028	55,155	1,888	358,738	1,247	288,544	39,935	1,443	245,919	1,247	128,484	15,220	445	112,819
Mar . . . .	417,024	55,226	2,022	358,235	1,541	285,006	39,576	1,539	242,350	1,541	132,018	15,650	483	115,885
Apr . . . .	418,494	55,329	2,073	359,494	1,598	285,724	39,529	1,595	243,002	1,598	132,770	15,800	478	116,492
May . . . .	418,037	55,478	2,092	358,488	1,979	287,273	40,075	1,627	243,592	1,979	130,764	15,403	465	114,896
Jun . . . .	419,347	55,773	2,078	359,636	1,860	293,870	40,908	1,625	249,477	1,860	125,477	14,865	453	110,159
<b>FY 1950</b>														
Jul (1949)	422,515	57,058	2,062	361,245	2,150	304,381	42,567	1,625	258,039	2,150	118,134	14,491	437	103,206
Aug . . . .	419,919	57,675	2,079	357,704	2,461	309,411	43,848	1,657	261,445	2,461	110,508	13,827	422	96,259
Sep . . . .	418,296	58,433	2,080	355,726	2,057	316,605	45,792	1,674	267,082	2,057	101,691	12,641	406	88,644
Oct . . . .	416,973	58,612	2,075	354,121	2,165	321,595	46,013	1,646	271,771	2,165	95,378	12,599	429	82,350
Nov . . . .	416,316	58,570	2,058	353,257	2,431	324,374	46,067	1,656	274,220	2,431	91,942	12,503	402	79,037
Dec . . . .	413,286	58,711	2,059	350,186	2,330	322,384	46,664	1,650	271,740	2,330	90,902	12,047	409	78,446
Jan (1950)	415,004	56,844	2,064	353,331	2,765	324,642	45,377	1,667	274,833	2,765	90,362	11,467	397	78,498
Feb . . . .	414,595	55,761	2,066	354,018	2,750	322,355	44,368	1,664	273,573	2,750	92,240	11,393	402	80,445
Mar . . . .	412,306	55,490	2,007	352,131	2,598	319,349	44,229	1,688	270,834	2,598	92,957	11,261	399	81,297
Apr . . . .	410,200	54,827	2,083	350,620	2,670	318,376	43,649	1,684	270,373	2,670	91,824	11,178	399	80,247
May . . . .	408,844	54,692	2,078	349,572	2,502	316,448	43,403	1,663	268,880	2,502	92,396	11,289	415	80,692
Jun . . . .	411,277	54,914	2,092	352,085	2,186	317,816	43,604	1,665	270,361	2,186	93,461	11,310	427	81,724

TABLE 129 - SUMMARY - MILITARY STRENGTH BY TYPE - 1 AUG 1907 THROUGH 30 JUN 1955 (CONTINUED)

END OF MONTH AND YEAR	WORLDWIDE					CONTINENTAL					OVERSEAS			
	Total	Officers	Warrant Officers	Enlisted Personnel	Air Cadets	Total	Officers	Warrant Officers	Enlisted Personnel	Air Cadets	Total	Officers	Warrant Officers	Enlisted Personnel
<u>FY 1951 e/</u>														
Jul (1950)	418,033	55,774	2,101	357,877	2,281	321,742	43,908	1,649	273,904	2,281	96,291	11,866	452	83,973
Aug . . .	448,156	58,448	2,112	385,341	2,255	338,651	45,662	1,634	289,100	2,255	109,505	12,786	478	96,241
Sep . . .	481,319	60,629	2,100	416,378	2,212	365,302	47,192	1,600	314,298	2,212	116,017	13,437	500	102,080
Oct . . .	518,675	64,617	2,115	449,981	1,962	394,244	49,996	1,574	340,712	1,962	124,431	14,621	541	109,269
Nov . . .	530,404	66,104	2,084	459,980	2,236	397,719	50,333	1,545	343,605	2,236	132,685	15,771	539	116,375
Dec . . .	559,329	67,826	2,075	487,472	1,956	423,545	51,634	1,541	368,414	1,956	135,784	16,192	534	119,058
<u>Jan (1951)</u>														
Jan (1951)	621,867	70,980	2,046	546,660	2,181	482,289	54,647	1,503	423,958	2,181	139,578	16,333	543	122,702
Feb . . .	654,948	77,314	2,055	573,666	1,913	510,438	60,294	1,500	446,731	1,913	144,510	17,020	555	126,935
Mar . . .	689,321	83,734	2,435	601,103	2,049	542,322	66,137	1,794	472,342	2,049	146,999	17,597	641	128,761
Apr . . .	727,778	91,947	2,627	630,830	2,374	576,718	73,802	1,893	498,649	2,374	151,060	18,145	734	132,181
May . . .	761,205	99,300	2,663	656,966	2,276	606,847	80,647	1,941	521,983	2,276	154,358	18,653	722	134,983
Jun . . .	788,381	104,443	2,656	678,806	2,476	628,954	84,747	1,931	539,800	2,476	159,427	19,696	725	139,006
<u>FY 1952</u>														
Jul (1951)e/	822,202	109,793	2,635	707,165	2,605	658,179	89,236	1,912	564,422	2,609	164,023	20,557	723	142,743
Aug e/ . . .	834,744	112,545	2,604	716,870	2,725	662,162	90,909	1,916	566,612	2,725	172,582	21,636	688	150,258
Sep . . . .	852,610	115,066	2,583	732,066	2,895	663,105	91,604	1,897	566,709	2,895	189,505	23,462	686	165,357
Oct . . . .	864,251	116,813	2,579	741,281	3,578	666,246	92,325	1,908	568,435	3,578	198,005	24,488	671	172,846
Nov . . . .	882,678	117,604	2,589	758,092	4,393	680,330	92,527	1,914	581,496	4,393	202,348	25,077	675	176,596
Dec . . . .	897,366	119,086	2,549	771,418	4,313	683,128	93,192	1,885	583,738	4,313	214,238	25,894	664	187,680
<u>Jan (1952)</u>														
Jan (1952)	915,757	118,965	2,522	789,233	5,037	698,388	93,158	1,893	598,300	5,037	217,369	25,807	629	190,933
Feb . . . .	937,747	119,788	2,544	810,549	4,866	713,785	93,335	1,939	613,645	4,866	223,962	26,453	605	196,904
Mar . . . .	952,706	121,834	2,569	822,680	5,623	723,808	93,996	1,952	622,237	5,623	228,898	27,838	617	200,443
Apr . . . .	962,848	122,821	3,047	830,732	6,248	727,390	93,876	2,328	624,938	6,248	235,458	28,945	719	205,794
May . . . .	967,051	123,147	3,999	833,635	6,270	730,669	94,510	3,046	626,843	6,270	236,382	28,637	953	206,792
Jun . . . .	973,474	124,239	4,162	838,291	6,782	723,163	94,705	3,159	618,517	6,782	250,311	29,534	1,003	219,774
<u>FY 1953</u>														
Jul (1952)	973,558	125,282	4,182	836,477	7,617	717,182	95,362	3,162	611,041	7,617	256,376	29,920	1,020	225,436
Aug . . . .	975,603	127,693	4,175	835,704	8,031	710,547	97,136	3,146	602,234	8,031	265,056	30,557	1,029	233,470
Sep . . . .	971,325	128,232	4,153	831,203	7,737	704,555	97,480	3,076	596,262	7,737	266,770	30,752	1,077	234,941
Oct e/ . . .	969,566	128,469	4,152	828,994	7,951	700,005	98,055	3,080	590,919	7,951	269,561	30,414	1,072	238,075
Nov e/ . . .	968,352	127,656	4,167	827,846	8,683	692,456	97,075	3,086	583,612	8,683	275,896	30,581	1,081	244,234
Dec e/ . . .	957,603	126,340	4,115	818,958	8,190	680,515	96,265	3,037	573,023	8,190	277,088	30,075	1,078	245,935
<u>Jan (1953)e/</u>														
Jan (1953)e/	958,709	125,420	4,073	819,933	9,283	679,018	94,934	2,967	571,834	9,283	279,691	30,486	1,106	248,099
Feb e/ . . .	965,097	125,315	4,090	826,538	9,154	681,487	94,350	2,963	575,020	9,154	283,610	30,965	1,127	251,518
Mar e/ . . .	974,202	126,219	4,072	834,258	9,653	688,228	95,198	2,943	580,434	9,653	285,974	31,021	1,129	253,824
Apr e/ . . .	980,205	125,622	4,063	840,047	10,473	691,851	93,912	2,912	584,554	10,473	288,354	31,710	1,151	255,493
May e/ . . .	979,880	126,067	4,025	840,019	9,769	685,992	93,783	2,877	579,563	9,769	293,888	32,284	1,148	260,456
Jun e/ . . .	977,593	126,769	4,000	837,667	9,157	681,978	94,383	2,821	575,617	9,157	295,615	32,386	1,179	262,050

TABLE 129 - SUMMARY - MILITARY STRENGTH BY TYPE - 1 AUG 1907 THROUGH 30 JUN 1955 (CONTINUED)

END OF MONTH AND YEAR	WORLDWIDE					CONTINENTAL					OVERSEAS			
	Total	Officers	Warrant Officers	Enlisted Personnel	Air Cadets	Total	Officers	Warrant Officers	Enlisted Personnel	Air Cadets	Total	Officers	Warrant Officers	Enlisted Personnel
<u>FY 1954</u> <sup>a/</sup>														
Jul (1953)	977,338	125,488	3,960	838,530	9,360	678,641	92,692	2,757	573,832	9,360	298,697	32,796	1,203	264,698
Aug . . . . .	971,423	123,796	3,906	834,834	8,887	666,871	90,128	2,686	565,170	8,887	304,552	33,668	1,220	269,664
Sep . . . . .	941,183	119,301	3,803	809,471	8,608	641,618	87,356	2,624	543,030	8,608	299,565	31,945	1,179	266,441
Oct . . . . .	932,499	118,151	3,768	802,228	8,352	634,519	86,870	2,586	536,711	8,352	297,980	31,281	1,182	265,517
Nov . . . . .	923,917	118,742	3,750	792,832	8,593	634,444	87,701	2,582	535,568	8,593	289,473	31,041	1,168	257,264
Dec . . . . .	912,537	119,700	3,744	780,691	8,402	625,099	88,336	2,584	525,777	8,402	287,438	31,364	1,160	254,914
Jan (1954)	917,506	120,438	3,735	784,407	8,926	642,173	89,899	2,592	540,756	8,926	275,333	30,539	1,143	243,651
Feb . . . . .	925,060	120,597	3,723	790,937	9,803	648,688	89,287	2,546	547,052	9,803	276,372	31,310	1,177	243,885
Mar . . . . .	932,303	121,737	3,717	796,616	10,233	658,088	89,952	2,505	555,398	10,233	274,215	31,785	1,212	241,218
Apr . . . . .	936,768	123,094	3,793	799,915	10,056	660,643	91,051	2,482	557,054	10,056	276,125	32,043	1,221	242,861
May . . . . .	939,798	123,938	3,680	802,632	9,548	665,071	91,724	2,483	561,316	9,548	274,727	32,214	1,197	241,316
Jun . . . . .	947,918	126,067	3,685	809,094	9,072	673,321	93,722	2,503	568,024	9,072	274,597	32,345	1,182	241,070
<u>FY 1955</u>														
Jul (1954) <sup>a/</sup>	953,323	126,184	3,682	814,859	8,598	679,322	93,917	2,503	574,304	8,598	274,001	32,267	1,179	240,555
Aug <sup>c/</sup> . . . . .	958,317	126,289	3,680	820,115	8,233	688,018	94,520	2,513	582,752	8,233	270,299	31,769	1,167	237,363
Sep <sup>c/</sup> . . . . .	961,671	127,203	3,673	822,874	7,921	691,891	95,126	2,520	586,324	7,921	269,780	32,077	1,153	236,550
Oct <sup>c/</sup> . . . . .	965,113	127,936	3,683	825,619	7,875	694,136	95,379	2,546	588,336	7,875	270,977	32,557	1,137	237,283
Nov <sup>c/</sup> . . . . .	966,411	128,530	3,666	826,545	7,670	695,594	95,841	2,568	589,515	7,670	270,817	32,689	1,098	237,030
Dec <sup>c/</sup> . . . . .	947,247	128,783	3,661	807,604	7,199	678,710	95,589	2,596	573,326	7,199	268,537	33,194	1,065	234,278
Jan (1955) <sup>a/</sup>	952,900	129,521	3,631	812,887	6,861	690,428	96,351	2,590	584,626	6,861	262,472	33,170	1,041	228,261
Feb <sup>c/</sup> . . . . .	955,866	130,127	3,628	815,652	6,459	690,874	96,841	2,607	584,967	6,459	264,992	33,286	1,021	230,685
Mar <sup>c/</sup> . . . . .	957,028	130,869	3,612	816,663	5,884	686,903	97,399	2,595	581,025	5,884	270,125	33,470	1,017	235,638
Apr . . . . .	959,597	131,766	3,610	818,911	5,310	685,680	98,329	2,617	579,424	5,310	273,917	33,437	993	239,487
May . . . . .	959,908	132,001	3,614	819,126	5,167	687,199	98,417	2,583	581,032	5,167	272,709	33,584	1,031	238,094
Jun . . . . .	959,946	133,183	3,966	818,478	4,319	689,635	99,845	2,853	582,618	4,319	270,311	33,338	1,113	235,860

a/ Officers include Warrant Officers, 1 July 1939 through December 1947.

c/ Not Available

c/ Includes Navy

SOURCE: Personnel Statistics Division, DCS/Comptroller, Headquarters USAF.

TABLE 130 - PEAK STRENGTH OF MILITARY PERSONNEL BY FISCAL AND CALENDAR YEARS -  
JUNE 1940 THROUGH JUNE 1955

(Peak strengths for the respective types of military personnel are underscored and other types are shown for the corresponding periods.)

DATE	TOTAL	OFFICER a/	ENLISTED b/	CALENDAR YEAR	TOTAL	OFFICER a/	ENLISTED b/
PEAK STRENGTH BY FISCAL YEAR				PEAK STRENGTH BY CALENDAR YEAR			
1940				1939 (Last Half)			
June (1940) . . . . .	<u>51,165</u>	<u>3,361</u>	<u>47,804</u>	November . . . . .	39,058	<u>3,030</u>	<u>36,028</u>
				December . . . . .	<u>43,118</u>	<u>3,006</u>	<u>40,112</u>
1941				1940			
May (1941) . . . . .	<u>152,641</u>	<u>9,078</u>	<u>143,563</u>	December . . . . .	<u>99,993</u>	<u>5,203</u>	<u>94,790</u>
June (1941) . . . . .	<u>152,125</u>	<u>10,611</u>	<u>141,514</u>				
1942				1941			
June (1942) . . . . .	<u>764,415</u>	<u>55,956</u>	<u>708,459</u>	December . . . . .	<u>354,161</u>	<u>24,521</u>	<u>329,640</u>
1943				1942			
June (1943) . . . . .	<u>2,197,114</u>	<u>205,874</u>	<u>1,991,240</u>	December . . . . .	<u>1,597,049</u>	<u>127,267</u>	<u>1,469,782</u>
1944				1943			
November (1943) . . . .	<u>2,383,370</u>	<u>265,630</u>	<u>2,117,740</u>	November . . . . .	<u>2,383,370</u>	<u>265,630</u>	<u>2,117,740</u>
March (1944) . . . . .	<u>2,411,294</u>	<u>306,889</u>	<u>2,104,405</u>	December . . . . .	<u>2,373,882</u>	<u>274,347</u>	<u>2,099,535</u>
June (1944) . . . . .	<u>2,372,292</u>	<u>333,401</u>	<u>2,038,891</u>				
1945				1944			
July (1944) . . . . .	<u>2,403,806</u>	<u>342,914</u>	<u>2,060,892</u>	January . . . . .	<u>2,400,151</u>	<u>287,294</u>	<u>2,112,857</u>
May (1945) . . . . .	<u>2,310,436</u>	<u>388,295</u>	<u>1,922,141</u>	March . . . . .	<u>2,411,294</u>	<u>306,889</u>	<u>2,104,405</u>
				December . . . . .	<u>2,359,456</u>	<u>375,973</u>	<u>1,983,483</u>
1946				1945			
July (1945) . . . . .	<u>2,262,092</u>	<u>371,269</u>	<u>1,890,823</u>	January . . . . .	<u>2,345,068</u>	<u>377,426</u>	<u>1,967,642</u>
				May . . . . .	<u>2,310,436</u>	<u>388,295</u>	<u>1,922,141</u>
1947				1946			
July (1946) . . . . .	<u>450,626</u>	<u>72,983</u>	<u>377,643</u>	January . . . . .	<u>733,786</u>	<u>141,643</u>	<u>592,143</u>
1948				1947			
June (1948) . . . . .	<u>387,730</u>	<u>48,957</u>	<u>338,773</u>	January . . . . .	<u>327,404</u>	<u>48,021</u>	<u>279,383</u>
				December . . . . .	<u>339,246</u>	<u>47,021</u>	<u>292,225</u>
1949				1948			
June (1949) . . . . .	<u>419,347</u>	<u>57,851</u>	<u>361,496</u>	December . . . . .	<u>412,312</u>	<u>53,948</u>	<u>358,364</u>
1950				1949			
July (1949) . . . . .	<u>422,515</u>	<u>59,120</u>	<u>363,395</u>	July . . . . .	<u>422,515</u>	<u>59,120</u>	<u>363,395</u>
December (1949) . . . .	<u>413,286</u>	<u>60,770</u>	<u>352,516</u>	December . . . . .	<u>413,286</u>	<u>60,770</u>	<u>352,516</u>
1951				1950			
June (1951) . . . . .	<u>788,381</u>	<u>107,099</u>	<u>681,282</u>	December . . . . .	<u>559,329</u>	<u>69,901</u>	<u>489,428</u>
1952				1951			
June (1952) . . . . .	<u>973,474</u>	<u>128,401</u>	<u>845,073</u>	December . . . . .	<u>897,366</u>	<u>121,635</u>	<u>775,731</u>
1953				1952			
October (1952) . . . . .	<u>969,566</u>	<u>132,621</u>	<u>836,945</u>	June . . . . .	<u>973,474</u>	<u>128,401</u>	<u>845,073</u>
April (1953) . . . . .	<u>980,205</u>	<u>129,685</u>	<u>850,520</u>	August . . . . .	<u>975,603</u>	<u>131,868</u>	<u>843,735</u>
				October . . . . .	<u>969,566</u>	<u>132,621</u>	<u>836,945</u>
1954				1953			
July (1953) . . . . .	<u>977,338</u>	<u>129,448</u>	<u>847,890</u>	April . . . . .	<u>980,205</u>	<u>129,685</u>	<u>850,520</u>
June (1954) . . . . .	<u>947,918</u>	<u>129,752</u>	<u>818,166</u>	June . . . . .	<u>977,593</u>	<u>130,769</u>	<u>846,824</u>
1955				1954			
November (1954) . . . .	<u>966,411</u>	<u>132,196</u>	<u>834,215</u>	November . . . . .	<u>966,411</u>	<u>132,196</u>	<u>834,215</u>
June (1955) . . . . .	<u>959,946</u>	<u>137,149</u>	<u>822,797</u>	December . . . . .	<u>947,247</u>	<u>132,444</u>	<u>814,803</u>

a/ Includes Flight and Warrant Officers.

b/ Includes Aviation Cadets.

Source: Personnel Statistics Division, Directorate of Statistical Services, DCS/Comptroller.



TABLE 131 -- COMMAND STRENGTH BASED ON OPERATING LOCATION BY STATE, CONTINENTAL US -- FY 1955

STATE	JULY (1954)	AUGUST	SEP- TEMBER	OCTOBER	NO- VEMBER	DE- CEMBER	JANUARY (1955)	FEB- RUARY	MARCH	APRIL	MAY	JUNE
<b>TOTAL</b>	<b>673,096</b>	<b>682,028</b>	<b>685,631</b>	<b>687,766</b>	<b>691,134</b>	<b>676,159</b>	<b>686,500</b>	<b>687,309</b>	<b>682,470</b>	<b>682,329</b>	<b>680,719</b>	<b>681,755</b>
Ala. .	11,110	11,589	11,767	12,055	12,180	11,903	12,144	12,145	12,529	12,458	12,582	12,630
Ariz. .	16,677	16,807	15,061	15,236	15,460	17,223	16,794	16,659	16,666	16,875	17,207	17,177
Ark. .	107	97	108	111	118	104	141	121	129	652	230	306
Calif. .	75,507	74,513	75,019	76,612	78,981	76,139	80,605	78,879	77,513	70,958	73,100	70,143
Colo. .	16,829	17,030	17,393	16,573	16,108	15,790	15,607	15,453	15,147	15,791	16,360	16,521
Conn. .	241	198	209	218	226	224	235	239	282	267	264	254
Del. .	5,611	5,920	6,151	6,463	6,732	6,760	6,679	6,605	6,521	6,789	6,901	6,887
Dist of Columbia	9,913	10,036	10,001	9,964	10,006	10,134	10,113	10,018	10,063	10,645	9,946	10,046
Fla. .	37,110	37,084	37,067	37,354	38,356	38,782	37,658	38,103	38,144	38,999	38,891	39,141
Ga. .	22,949	21,510	20,315	19,461	21,205	21,416	21,031	20,998	20,907	21,195	20,831	20,894
Ida. .	3,620	3,683	3,629	3,721	3,741	3,662	3,583	3,510	3,488	3,232	3,173	3,196
Ill. .	28,994	28,610	28,977	28,579	28,560	28,785	29,043	28,555	28,027	29,125	30,174	30,029
Ind. .	918	941	934	956	954	971	964	970	1,198	1,082	1,088	1,162
Ia. .	1,607	1,597	1,592	1,663	1,695	1,379	1,372	1,354	1,392	1,462	1,548	1,568
Kans. .	16,647	16,909	16,946	17,191	17,369	17,269	16,774	16,505	14,509	14,754	12,979	13,340
Ky. .	724	743	724	777	811	802	808	825	850	866	877	869
La. .	18,442	19,776	19,954	20,022	19,911	19,720	19,283	19,219	18,934	19,057	19,431	20,123
Me. .	11,406	11,337	11,234	11,381	11,475	11,371	11,435	11,812	11,113	11,312	11,396	11,199
Mi. .	10,580	10,537	10,481	10,423	10,628	10,529	10,303	10,281	10,253	9,411	10,280	10,247
Mas. .	12,152	12,015	12,351	12,273	12,290	12,310	12,121	12,232	12,725	12,812	13,730	14,190
Mich. .	7,627	7,682	7,650	7,769	7,946	7,894	7,767	7,787	7,843	7,736	7,814	7,846
Minn. .	3,606	3,685	3,366	3,301	3,382	3,477	3,347	3,297	3,296	3,333	3,424	3,582
Miss. .	22,687	22,535	23,345	23,585	24,040	23,677	23,971	23,435	23,151	24,418	24,862	24,798
Mo. .	5,949	6,137	6,031	6,039	6,240	6,102	6,140	6,057	6,410	6,610	6,736	6,917
Mont. .	4,415	3,670	3,587	3,674	4,541	4,493	4,520	4,486	4,431	4,572	4,560	4,598
Nebr. .	7,057	8,068	8,331	8,690	9,572	9,806	9,454	10,001	10,186	10,350	10,590	10,778
Nev. .	7,343	7,450	7,449	7,498	7,850	7,712	7,814	7,923	7,926	7,923	7,661	7,300
N H. .	1,316	1,307	1,302	1,289	1,281	1,259	1,259	1,280	1,294	1,363	1,371	1,392
N J. .	10,557	11,285	12,483	12,603	11,873	10,148	15,416	16,859	14,247	16,235	16,658	5,527
N Mex. .	19,293	19,089	19,438	21,056	21,190	20,668	19,818	19,890	20,039	19,966	19,832	19,837
N Y. .	39,564	43,235	46,150	43,523	39,462	32,220	35,122	34,232	36,221	31,573	30,944	41,164
N C. .	4,427	3,574	3,265	3,859	3,876	4,008	3,793	3,753	3,778	3,741	3,796	3,804
N Dak. .	460	463	453	486	503	510	499	521	486	476	493	505
Ohio. .	16,124	16,080	15,851	15,877	16,074	16,175	15,949	16,097	16,087	15,157	16,034	16,073
Okla. .	9,341	9,394	9,492	9,574	10,009	10,140	10,194	10,535	11,646	11,741	12,054	12,453
Oreg. .	1,864	1,855	1,807	1,828	1,884	1,893	1,868	1,849	1,845	1,846	1,782	1,835
Pa. .	2,843	2,969	2,964	3,080	3,095	2,960	3,097	3,197	3,068	3,029	3,086	3,189
R I. .	53	46	63	64	62	73	70	72	81	82	76	72
S C. .	14,716	16,386	17,891	17,948	18,309	18,167	17,902	17,400	17,276	17,766	18,348	18,819
S Dak. .	7,233	7,276	7,131	7,052	6,747	7,022	6,896	7,033	6,993	6,932	5,877	4,614
Tenn. .	6,022	6,336	6,492	6,745	6,884	6,758	6,690	6,498	6,488	6,402	6,362	5,996
Tex. .	131,596	134,499	132,829	133,944	130,671	126,900	125,754	130,337	130,295	131,394	124,308	129,005
Utah. .	3,280	3,384	3,438	3,420	3,575	3,616	3,626	3,566	3,551	3,600	3,643	3,838
Vt. .	1,414	1,397	1,376	1,395	1,393	1,338	1,289	1,249	1,254	1,238	1,229	1,208
Va. .	9,073	9,083	9,292	9,311	9,210	9,269	9,192	9,130	9,126	9,348	9,584	9,644
Wash. .	21,374	21,033	20,914	19,860	20,225	19,877	21,594	21,490	20,969	21,313	21,690	21,591
W Va. .	251	256	246	253	254	256	259	247	241	243	246	253
Wis. .	2,240	2,263	2,357	2,438	2,510	2,492	2,401	2,426	2,484	2,507	2,533	2,569
Wyo. .	9,063	8,741	9,167	9,440	9,840	9,658	10,772	11,083	10,267	10,619	10,602	10,193
Unknown	1,164	1,918	1,558	1,232	1,830	2,913	3,334	1,096	1,101	3,074	3,536	2,433

Source: Personnel Statistics Division, Directorate of Statistical Services, DCS/Comptroller.

TABLE 132 - COMMAND STRENGTH BASED ON OPERATING LOCATION BY COUNTRY  
OUTSIDE CONTINENTAL US - FY 1955

COUNTRY	JULY (1954)	AUGUST	SEP- TEMBER	OCTOBER	NO- VEMBER	DE- CEMBER	JANUARY (1955)	FEB- RUARY	MARCH	APRIL	MAY	JUNE
<b>TOTAL</b>	<b>280,227</b>	<b>276,289</b>	<b>276,040</b>	<b>277,347</b>	<b>275,277</b>	<b>271,088</b>	<b>266,400</b>	<b>268,557</b>	<b>274,558</b>	<b>277,268</b>	<b>279,189</b>	<b>278,190</b>
Afghanistan	5	3	2	3	5	5	7	7	8	8	7	7
Alaska	21,644	21,777	21,765	21,454	21,991	21,847	21,007	21,542	21,956	22,358	23,889	23,721
Argentina	5	5	5	7	8	8	8	8	8	7	8	7
Australia	14	14	14	13	15	13	15	14	15	14	13	14
Austria	202	204	185	180	183	186	189	159	162	162	199	196
Azores	1,520	1,484	1,457	1,449	1,468	1,467	1,330	1,414	1,441	1,440	1,433	1,435
Bahamas	626	621	699	715	711	706	759	730	758	835	888	861
Belgium	42	46	71	41	65	47	63	65	61	66	77	46
Belgian Congo	14	-	-	-	-	-	-	-	-	-	-	-
Bermuda	1,290	1,884	1,904	1,969	1,978	1,960	1,943	1,994	2,045	2,065	2,067	2,088
Bolivia	14	15	14	12	12	-	13	13	13	25	10	17
Brazil	82	83	81	74	68	17	69	78	74	70	68	68
Bulgaria	2	2	-	-	-	-	-	-	-	-	-	-
Burma	4	4	5	8	7	6	6	6	6	6	7	7
Canada	1,670	1,846	1,634	1,811	1,477	1,658	1,594	1,600	1,438	1,540	1,566	1,571
Canal Zone	1,586	1,487	1,448	1,503	1,495	1,743	1,492	1,522	1,575	1,560	1,568	1,574
Chile	15	22	22	21	23	7	23	23	23	29	29	25
Colombia	17	17	17	16	16	3	15	16	-	-	15	21
Costa Rica	-	-	-	-	-	-	-	-	-	7	-	-
Cuba	19	19	19	17	18	9	20	21	21	19	19	19
Cyprus	2	2	1	1	5	4	-	-	-	-	-	-
Czechoslo- vakia	1	1	1	1	2	2	2	2	2	2	2	2
Denmark	22	23	23	23	24	26	25	25	26	27	27	27
Dominican Rep.	3	3	3	3	3	-	3	5	4	6	6	5
Ecuador	15	20	18	15	16	-	16	17	17	15	15	15
Egypt	8	7	7	9	8	7	7	7	6	7	9	10
Eire	1	-	-	-	-	-	-	-	-	-	-	-
El Salvador	10	10	11	10	11	-	10	11	11	10	10	10
England	40,834	38,854	38,435	38,290	37,498	34,986	35,187	35,608	37,864	38,551	38,591	37,457
Finland	4	2	2	3	4	4	4	4	4	4	6	6
Formosa	143	151	152	159	162	161	175	180	174	227	323	651
France	16,214	16,232	15,730	15,534	15,751	18,268	18,375	18,599	19,200	19,392	19,738	20,109
Fr. Indo-China	50	53	52	49	45	45	50	55	55	55	37	37
Fr. W. Africa	1	1	1	1	1	2	1	1	-	-	-	-
Germany	36,840	35,788	35,116	35,098	35,613	35,560	35,079	35,910	37,824	38,514	39,355	40,148
Gold Coast	-	-	1	-	-	-	-	-	-	-	-	-
Greece	259	259	281	403	453	427	440	374	480	513	539	559
Greenland	5,137	4,790	5,083	5,244	5,292	5,328	5,254	5,247	5,357	5,564	5,786	5,972
Guam	7,790	7,007	7,005	8,326	8,284	8,116	8,404	8,162	7,701	6,170	6,621	7,578
Guatemala	13	14	13	14	13	7	13	14	19	14	15	14
Haiti	7	8	8	8	8	-	9	10	9	8	8	8
Honduras	7	7	7	6	6	-	8	8	8	6	6	6
Hong Kong	1	2	2	2	3	3	3	3	3	3	3	3
Hungary	1	1	1	1	1	1	1	1	1	1	1	2
Iceland	2,116	2,012	2,099	1,783	1,899	2,178	2,197	2,313	2,436	2,430	2,461	2,537
India	11	7	8	7	8	7	7	8	8	7	6	6
Indonesia	2	3	3	3	3	2	3	4	3	3	3	4
Iran	38	37	35	39	37	36	36	35	36	25	39	39
Iraq	9	6	6	8	8	7	8	8	8	9	8	9
Israel	2	3	3	3	3	3	4	4	4	4	3	3
Italy	547	522	533	521	989	993	1,009	1,045	1,074	1,016	1,267	1,192
Japan	53,255	51,865	52,616	58,406	59,085	57,554	56,419	56,234	58,235	57,547	56,990	54,859
Johnston Is.	492	483	502	477	484	458	445	481	490	467	449	445
Korea	30,652	30,275	29,395	24,909	21,904	21,057	20,050	19,191	18,188	17,557	15,799	14,522
Labrador	3,410	3,214	3,559	3,374	3,930	3,382	3,513	3,236	3,326	3,705	3,824	3,862
Liberia	1	1	1	1	1	1	1	1	1	1	1	-
Libya	4,534	4,516	4,679	4,692	4,923	5,101	5,013	5,255	5,315	5,327	5,026	5,316

TABLE 132 - COMMAND STRENGTH BASED ON OPERATING LOCATION BY COUNTRY  
OUTSIDE CONTINENTAL US - FY 1955 (CONTINUED)

COUNTRY	JULY (1954)	AUGUST	SEP- TEMBER	OCTOBER	NO- VEMBER	DE- CEMBER	JANUARY (1955)	FEB- RUARY	MARCH	APRIL	MAY	JUNE
Malaya . . .	6	5	6	6	6	7	6	6	6	6	6	6
Mariana Is.	-	-	-	-	-	-	5	-	-	-	2	21
Marshall Is.	518	517	482	456	444	496	444	428	432	432	431	445
Mexico . . .	12	12	13	10	7	7	7	6	6	6	6	6
Morocco, French . .	8,686	9,553	9,753	9,685	8,668	8,321	7,920	8,688	8,287	8,339	9,416	10,411
Netherlands.	22	19	19	32	269	271	275	264	270	288	320	309
Newfoundland	6,979	6,990	7,051	7,137	7,319	7,071	6,851	6,930	6,944	6,959	6,908	6,846
Nicaragua . .	8	8	8	-	7	-	12	13	8	13	15	8
Norway . . .	172	171	174	176	175	173	176	179	180	184	191	189
Pakistan . . .	8	11	10	10	10	10	12	12	12	14	28	28
Palestine . .	-	-	-	-	-	-	1	1	1	5	5	3
Panama . . .	1	1	1	1	1	1	1	1	1	2	2	2
Paraguay . . .	10	12	13	11	11	-	10	11	11	10	10	9
Peru . . . .	35	34	34	34	34	9	45	47	45	31	31	31
Philippine Islands . .	5,691	5,414	5,472	4,927	4,845	4,530	4,421	3,990	3,877	4,111	4,087	3,996
Poland . . . .	2	2	2	5	3	3	3	3	3	3	3	4
Portugal . . .	27	28	31	30	32	27	30	30	29	31	31	31
Puerto Rico .	5,101	5,081	5,082	5,094	5,109	4,911	4,995	4,983	4,965	4,922	4,922	4,902
Russia . . . .	5	4	5	7	8	8	9	10	9	9	11	11
Ryukyu Islands . .	11,015	11,877	12,043	12,635	11,750	11,726	10,838	11,511	11,417	11,253	10,718	10,263
Samoa . . . .	2	-	-	-	-	-	-	-	-	-	-	-
Saudi Arabia . . .	1,172	1,161	1,146	1,214	1,245	1,241	1,181	1,198	1,262	1,282	1,218	1,104
Scotland . . .	1,437	1,484	1,508	1,613	1,513	1,272	1,229	1,330	1,288	1,248	1,307	1,274
Spain . . . .	264	278	297	300	376	402	381	378	379	390	403	413
Sweden . . . .	8	8	9	11	10	10	12	12	11	11	12	10
Switzerland .	6	5	5	5	4	5	5	5	6	5	5	5
Syria . . . .	2	2	2	5	7	7	7	7	7	7	7	7
Tangier . . .	7	7	7	5	-	-	-	-	-	-	-	-
Territory of Hawaii . . .	4,947	4,913	5,099	5,062	5,196	5,138	5,175	5,125	5,320	5,358	5,441	5,545
Thailand . . .	59	57	57	55	54	61	64	62	65	63	63	60
Turkey . . . .	542	559	589	597	639	601	610	704	753	834	831	1,073
Union of So. Africa . . .	4	4	4	5	7	7	7	7	7	7	7	7
Uruguay . . .	12	12	12	13	14	2	15	16	16	13	14	13
Venezuela . .	29	33	32	29	27	5	28	28	29	25	26	25
Viet Nam . . .	-	-	-	1	6	6	6	6	5	5	7	7
Volcanic Is.	317	307	311	304	297	302	319	332	397	355	305	320
Wales . . . .	1,270	1,185	1,148	1,130	1,141	1,027	953	941	986	1,020	1,053	1,125
Yugoslavia . .	76	21	20	21	20	22	23	23	23	22	25	24
Unknown . . .	2	2	2	4	5	1	-	-	-	-	-	2
DEW <sup>a/</sup> . . . .	-	-	-	-	-	-	-	-	-	2,612	2,585	2,565

a/ Hong Kong was formerly reported as China.

b/ Distant Early Warning Project (Special SCARWAF Personnel) initial reporting, April 1955.

SOURCE: Personnel Statistics Division, Directorate of Statistical Services, DCS/Comptroller.

TABLE 133 - COMMAND STRENGTH BY GRADE IN WHICH SERVING, WORLDWIDE - FY 1955

GRADE IN WHICH SERVING	JULY (1954)	AUGUST	SEPTEMBER	OCTOBER	NOVEMBER	DECEMBER
<b>TOTAL</b> . . . . .	<b>953,323</b>	<b>958,317</b>	<b>961,671</b>	<b>965,113</b>	<b>966,411</b>	<b>947,247</b>
<b>Officer and Warrant Officer - Total</b> . . . . .	<b>129,866</b>	<b>129,969</b>	<b>130,876</b>	<b>131,619</b>	<b>132,196</b>	<b>132,444</b>
<b>Officer - Total</b> . . . . .	<b>126,184</b>	<b>126,289</b>	<b>127,203</b>	<b>127,936</b>	<b>128,530</b>	<b>128,783</b>
<b>General - Total</b> . . . . .	390	386	381	411	410	409
General . . . . .	9	9	9	9	9	9
Lieutenant General . . . . .	20	20	20	20	20	20
Major General . . . . .	134	132	128	147	146	146
Brigadier General . . . . .	227	225	224	235	235	234
Colonel . . . . .	4,383	4,389	4,376	4,327	4,318	4,312
Lieutenant Colonel . . . . .	8,370	8,353	8,416	8,403	8,400	8,377
Major . . . . .	20,612	20,581	20,459	20,403	20,474	20,436
Captain . . . . .	34,435	34,284	34,164	34,008	33,796	33,757
First Lieutenant . . . . .	31,733	31,131	31,448	32,003	32,863	33,740
Second Lieutenant . . . . .	26,261	27,165	27,959	28,381	28,269	27,752
<b>Warrant Officer - Total</b> . . . . .	<b>3,682</b>	<b>3,680</b>	<b>3,673</b>	<b>3,683</b>	<b>3,666</b>	<b>3,661</b>
Chief Warrant Officer, W-4 . . . . .	149	149	156	152	152	147
Chief Warrant Officer, W-3 . . . . .	439	439	441	458	432	440
Chief Warrant Officer, W-2 . . . . .	1,530	1,518	1,512	1,529	1,527	1,521
Warrant Officer, Junior Grade W-1 . . . . .	1,564	1,574	1,564	1,544	1,555	1,553
<b>Enlisted - Total</b> . . . . .	<b>814,859</b>	<b>820,115</b>	<b>822,874</b>	<b>825,619</b>	<b>826,545</b>	<b>807,604</b>
Master Sergeant . . . . .	47,790	48,323	48,280	48,934	48,897	49,689
Technical Sergeant and Sergeant 1st Class . . . . .	57,149	58,014	57,709	58,808	58,692	59,664
Staff Sergeant and Sergeant . . . . .	126,390	129,388	122,962	125,187	121,592	119,938
Airman 1st Class and Corporal . . . . .	163,851	170,132	164,867	170,206	166,596	163,905
Airman 2nd Class and Private 1st Class . . . . .	206,743	206,416	204,806	203,067	203,457	201,394
Airman 3rd Class and Private 2 . . . . .	159,238	149,593	162,382	159,395	173,254	171,019
Basic Airman and Private 1 . . . . .	53,698	58,249	61,868	60,022	54,057	41,995
<b>Aviation Cadet - Total</b> . . . . .	<b>8,598</b>	<b>8,233</b>	<b>7,921</b>	<b>7,875</b>	<b>7,670</b>	<b>7,199</b>

	January (1955)	February	March	April	May	June
<b>TOTAL</b> . . . . .	<b>952,900</b>	<b>955,866</b>	<b>957,028</b>	<b>959,597</b>	<b>959,908</b>	<b>959,946</b>
<b>Officer and Warrant Officer - Total</b> . . . . .	<b>133,152</b>	<b>133,755</b>	<b>134,481</b>	<b>135,376</b>	<b>135,615</b>	<b>137,149</b>
<b>Officer - Total</b> . . . . .	<b>129,521</b>	<b>130,127</b>	<b>130,869</b>	<b>131,766</b>	<b>132,001</b>	<b>133,183</b>
<b>General - Total</b> . . . . .	407	403	403	402	401	396
General . . . . .	9	9	9	9	10	9
Lieutenant General . . . . .	20	20	21	21	22	22
Major General . . . . .	145	141	140	140	137	135
Brigadier General . . . . .	233	233	233	232	232	230
Colonel . . . . .	4,303	4,289	4,341	4,498	4,538	4,530
Lieutenant Colonel . . . . .	8,354	8,339	8,421	8,658	8,744	8,744
Major . . . . .	20,978	22,038	22,182	21,684	21,607	21,476
Captain . . . . .	34,686	35,708	36,524	36,668	36,401	36,229
First Lieutenant . . . . .	33,460	31,905	31,668	32,659	33,869	36,596
Second Lieutenant . . . . .	27,333	27,445	27,330	27,197	26,441	25,212
<b>Warrant Officer - Total</b> . . . . .	<b>3,631</b>	<b>3,628</b>	<b>3,612</b>	<b>3,610</b>	<b>3,614</b>	<b>3,966</b>
Chief Warrant Officer, W-4 . . . . .	141	139	145	142	137	136
Chief Warrant Officer, W-3 . . . . .	427	419	427	461	512	536
Chief Warrant Officer, W-2 . . . . .	1,550	1,586	1,610	1,599	1,563	1,567
Warrant Officer, Junior Grade W-1 . . . . .	1,513	1,484	1,430	1,408	1,402	1,727
<b>Enlisted - Total</b> . . . . .	<b>812,887</b>	<b>815,652</b>	<b>816,663</b>	<b>818,911</b>	<b>819,126</b>	<b>818,478</b>
Master Sergeant . . . . .	49,678	50,471	50,416	51,168	51,147	51,597
Technical Sergeant and Sergeant 1st Class . . . . .	59,576	60,704	60,699	61,920	61,831	62,968
Staff Sergeant and Sergeant . . . . .	113,140	118,082	114,971	120,026	118,378	122,376
Airman 1st Class and Corporal . . . . .	156,529	159,930	156,114	159,442	155,956	156,942
Airman 2nd Class and Private 1st Class . . . . .	201,008	202,783	203,858	205,383	205,776	204,994
Airman 3rd Class and Private 2 . . . . .	182,906	171,918	178,815	175,258	183,434	173,800
Basic Airman and Private 1 . . . . .	50,050	51,764	51,790	45,714	42,604	45,801
<b>Aviation Cadet - Total</b> . . . . .	<b>6,861</b>	<b>6,459</b>	<b>5,884</b>	<b>5,310</b>	<b>5,167</b>	<b>4,319</b>

Source: Personnel Statistics Division, Directorate of Statistical Services, DCS/Comptroller.

TABLE 134 - COMMAND STRENGTH OF GENERAL OFFICERS BY GRADE IN WHICH SERVING - FY 1955

END OF MONTH	TOTAL			GENERAL			LIEUTENANT GENERAL			MAJOR GENERAL			BRIGADIER GENERAL		
	Total	Contl U S	O/S	Total	Contl U S	O/S	Total	Contl U S	O/S	Total	Contl U S	O/S	Total	Contl U S	O/S
<u>1954</u>															
July . . . . .	390	303	87	9	6	3	20	15	5	134	105	29	227	177	50
August . . . . .	386	300	86	9	6	3	20	15	5	132	105	27	225	174	51
September . . . . .	381	292	89	9	6	3	20	15	5	128	100	28	224	171	53
October . . . . .	411	321	90	9	6	3	20	15	5	147	118	29	235	182	53
November . . . . .	410	319	91	9	6	3	20	15	5	146	119	27	235	179	56
December . . . . .	409	317	92	9	6	3	20	15	5	146	119	27	234	177	57
<u>1955</u>															
January . . . . .	407	314	93	9	6	3	20	15	5	145	118	27	233	175	58
February . . . . .	403	310	93	9	6	3	20	15	5	141	114	27	233	175	58
March . . . . .	403	311	92	9	6	3	21	16	5	140	113	27	233	176	57
April . . . . .	402	308	94	9	6	3	21	16	5	140	111	29	232	175	57
May . . . . .	401	308	93	10	7	3	22	17	5	137	109	28	232	175	57
June . . . . .	396	301	95	9	6	3	22	17	5	135	108	27	230	170	60

Source: Personnel Statistics Division, Directorate of Statistical Services, DCS/Comptroller

TABLE 135 - COMMAND STRENGTH BY TYPE, BY PERSONNEL IDENTITY, BY COMMAND - FY 1955

(WAF - Women in the Air Force; AFNC - Air Force Nurse Corps; WMSC - Women's Medical Specialist Corps)

END OF MONTH	TOTAL	OFFICER			WARRANT OFFICER		AVIATION CADET AND AVIATION STUDENT	ENLISTED	
		Male	WAF	AFNC and WMSC	Male	Female		Male	Female
CONTINENTAL US (PERMANENT PARTY)									
Air Defense Command									
1954									
July . . . . .	70,532	8,327	54	56	256	-	-	60,433	1,406
August . . . . .	71,035	8,441	50	55	254	-	-	60,760	1,475
September . . . . .	70,791	8,708	52	53	262	-	-	60,218	1,498
October . . . . .	71,459	8,942	58	49	262	-	-	60,575	1,573
November . . . . .	72,628	9,070	59	50	266	-	-	61,566	1,617
December . . . . .	71,068	9,140	55	50	269	-	-	59,908	1,646
1955									
January . . . . .	70,122	9,169	53	46	263	-	-	58,928	1,663
February . . . . .	70,150	9,116	50	46	264	-	-	58,987	1,687
March . . . . .	70,791	9,186	52	43	261	-	-	59,512	1,737
April . . . . .	70,901	9,185	49	44	260	-	-	59,606	1,757
May . . . . .	71,817	9,068	52	45	256	-	-	60,707	1,689
June . . . . .	72,613	9,076	54	46	280	-	-	61,509	1,648
Air Force Finance Division									
1954									
July . . . . .	44	43	-	-	1	-	-	-	-
August . . . . .	45	44	-	-	1	-	-	-	-
September . . . . .	43	42	-	-	1	-	-	-	-
October . . . . .	42	41	-	-	1	-	-	-	-
November . . . . .	42	41	-	-	1	-	-	-	-
December . . . . .	42	41	-	-	1	-	-	-	-
1955									
January . . . . .	41	40	-	-	1	-	-	-	-
February . . . . .	42	41	-	-	1	-	-	-	-
March . . . . .	44	43	-	-	1	-	-	-	-
April . . . . .	43	41	-	-	1	-	-	1	-
May . . . . .	44	42	-	-	1	-	-	1	-
June . . . . .	44	41	-	-	1	-	-	2	-
Air Force Transients and Patients <sup>a/</sup>									
1954									
July . . . . .	39,390	4,815	46	50	104	-	1	34,249	125
August . . . . .	36,150	4,679	23	95	109	-	-	31,003	241
September . . . . .	32,199	4,316	18	73	55	-	1	27,600	136
October . . . . .	30,215	3,680	26	70	57	1	1	26,249	131
November . . . . .	32,427	3,153	29	91	52	-	2	28,968	132
December . . . . .	26,774	2,062	21	59	63	-	2	24,421	146
1955									
January . . . . .	35,239	2,235	17	70	65	-	1	32,755	96
February . . . . .	32,154	2,728	26	70	63	-	1	29,175	91
March . . . . .	27,855	2,610	15	88	62	-	1	25,008	71
April . . . . .	29,095	2,729	20	74	82	-	-	26,051	139
May . . . . .	32,293	3,174	22	69	83	-	-	28,690	255
June . . . . .	28,355	3,249	17	64	80	1	-	24,751	193
Air Materiel Command									
1954									
July . . . . .	12,350	2,989	16	98	109	-	-	8,979	159
August . . . . .	12,729	3,054	16	97	111	-	-	9,304	147
September . . . . .	12,850	3,075	15	95	117	-	-	9,440	108
October . . . . .	12,967	3,108	14	95	122	-	-	9,527	101
November . . . . .	13,492	3,141	12	94	120	-	-	10,031	94
December . . . . .	14,032	3,180	11	94	124	-	-	10,532	91
1955									
January . . . . .	14,304	3,209	11	95	130	-	-	10,787	72
February . . . . .	14,518	3,225	10	90	131	-	-	10,996	66
March . . . . .	14,758	3,224	9	89	134	-	-	11,242	60
April . . . . .	14,884	3,235	9	90	135	-	-	11,383	32
May . . . . .	15,122	3,244	9	89	134	-	-	11,628	18
June . . . . .	15,346	3,278	8	87	144	-	-	11,828	1

(CONTINENTAL US - CONTINUED)

TABLE 135 - COMMAND STRENGTH BY TYPE, BY PERSONNEL IDENTITY,  
BY COMMAND - FY 1955 (CONTINUED)

(WAF - Women in the Air Force; AFNC - Air Force Nurse Corps; WMSC - Women's Medical Specialist Corps)

END OF MONTH	TOTAL	OFFICER			WARRANT OFFICER		AVIATION CADET AND AVIATION STUDENT	ENLISTED	
		Male	WAF	AFNC and WMSC	Male	Female		Male	Female
Air Proving Ground Command									
<u>1954</u>									
July . . . . .	8,790	794	3	42	28	-	-	7,773	150
August . . . . .	8,809	804	5	35	31	-	-	7,760	174
September . . . . .	8,795	821	3	38	32	-	-	7,564	337
October . . . . .	8,877	844	2	41	37	-	-	7,526	427
November . . . . .	9,103	842	2	44	37	-	-	7,683	495
December . . . . .	8,886	846	2	44	38	-	-	7,436	520
<u>1955</u>									
January . . . . .	8,799	842	3	45	35	-	-	7,272	602
February . . . . .	8,832	838	5	45	33	-	-	7,247	664
March . . . . .	8,791	839	5	45	33	-	-	7,125	744
April . . . . .	8,831	832	5	44	35	-	-	7,114	801
May . . . . .	8,861	832	5	39	36	-	-	7,141	808
June . . . . .	8,775	844	5	40	40	-	-	7,065	781
Air Research and Development Command									
<u>1954</u>									
July . . . . .	20,583	4,379	37	46	120	-	-	15,760	241
August . . . . .	20,427	4,200	35	45	122	-	-	15,800	225
September . . . . .	20,136	4,190	32	44	131	-	-	15,524	215
October . . . . .	20,246	4,220	33	42	130	-	-	15,616	205
November . . . . .	20,230	4,269	32	42	134	-	-	15,562	191
December . . . . .	20,268	4,288	33	40	133	-	-	15,598	176
<u>1955</u>									
January . . . . .	19,922	4,306	35	38	132	-	-	15,250	161
February . . . . .	19,719	4,326	34	39	132	-	-	15,044	144
March . . . . .	19,711	4,377	33	35	132	-	-	15,010	124
April . . . . .	19,375	4,398	33	32	129	-	-	14,708	75
May . . . . .	19,205	4,410	29	33	129	-	-	14,548	56
June . . . . .	19,018	4,514	31	35	135	-	-	14,295	8
Air Training Command									
<u>1954</u>									
July . . . . .	126,808	14,129	152	816	462	-	-	109,441	1,808
August . . . . .	126,266	14,131	152	768	458	-	-	109,009	1,748
September . . . . .	126,727	14,352	141	793	470	-	-	109,269	1,742
October . . . . .	128,211	14,457	125	720	477	-	-	110,717	1,715
November . . . . .	129,142	14,564	116	714	479	1	-	111,492	1,776
December . . . . .	127,640	14,721	120	692	484	1	-	109,834	1,788
<u>1955</u>									
January . . . . .	124,250	14,593	112	681	476	1	-	106,556	1,831
February . . . . .	122,573	14,460	103	669	476	1	-	105,061	1,803
March . . . . .	121,949	14,430	102	637	468	1	-	104,486	1,825
April . . . . .	120,768	14,437	101	634	460	1	-	103,257	1,878
May . . . . .	121,187	14,297	102	608	453	1	-	103,847	1,879
June . . . . .	120,811	14,330	97	589	504	1	-	103,487	1,803
Air University									
<u>1954</u>									
July . . . . .	8,225	2,804	7	70	46	-	-	5,170	128
August . . . . .	8,098	2,724	7	68	46	-	-	5,135	118
September . . . . .	8,088	2,680	5	66	47	-	-	5,181	109
October . . . . .	8,214	2,673	8	65	47	-	-	5,318	103
November . . . . .	8,425	2,683	7	69	47	-	-	5,519	100
December . . . . .	8,585	2,692	7	68	46	-	-	5,683	89
<u>1955</u>									
January . . . . .	8,790	2,705	7	69	45	-	-	5,849	115
February . . . . .	8,842	2,700	7	68	45	-	-	5,908	114
March . . . . .	8,822	2,701	7	68	47	-	-	5,881	118
April . . . . .	8,741	2,720	8	67	47	-	-	5,788	111
May . . . . .	8,700	2,747	8	66	51	-	-	5,728	100
June . . . . .	8,751	2,801	9	68	64	-	-	5,706	103

(CONTINENTAL US - CONTINUED)

TABLE 135 - COMMAND STRENGTH BY TYPE, BY PERSONNEL IDENTITY,  
BY COMMAND - FY 1955 (CONTINUED)

(WAF - Women in the Air Force; AFNC - Air Force Nurse Corps; WMSC - Women's Medical Specialist Corps)

END OF MONTH	TOTAL	OFFICER			WARRANT OFFICER		AVIATION CADET AND AVIATION STUDENT	ENLISTED	
		Male	WAF	AFNC and WMSC	Male	Female		Male	Female
Continental Air Command									
1954									
July . . . . .	21,605	2,299	30	47	184	-	-	18,732	313
August . . . . .	22,170	2,268	36	40	192	-	-	19,347	287
September . . . . .	22,399	2,226	36	39	199	-	-	19,631	268
October . . . . .	22,890	2,217	36	39	206	-	-	20,184	208
November . . . . .	23,317	2,224	26	48	212	-	-	20,606	201
December . . . . .	24,632	2,268	24	48	220	-	-	21,885	187
1955									
January . . . . .	24,619	2,294	27	46	224	-	-	21,864	164
February . . . . .	25,994	2,376	27	47	232	-	-	23,156	156
March . . . . .	26,737	2,460	27	46	240	-	-	23,821	143
April . . . . .	26,938	2,570	28	41	241	-	-	23,940	118
May . . . . .	26,363	2,619	30	40	251	-	-	23,315	108
June . . . . .	26,098	2,696	30	36	261	1	-	22,968	106
Headquarters Command, USAF									
1954									
July . . . . .	12,701	3,282	23	31	141	1	-	8,912	311
August . . . . .	12,379	3,181	23	30	137	1	-	8,715	292
September . . . . .	12,205	3,070	21	28	134	1	-	8,697	254
October . . . . .	12,332	3,102	22	28	135	1	-	8,800	244
November . . . . .	12,479	3,154	22	28	140	1	-	8,906	228
December . . . . .	12,504	3,211	23	27	142	1	-	8,889	211
1955									
January . . . . .	12,741	3,244	23	28	143	1	-	9,110	192
February . . . . .	12,841	3,284	24	27	143	1	-	9,184	178
March . . . . .	13,115	3,304	24	30	147	1	-	9,456	153
April . . . . .	13,286	3,315	24	28	158	1	-	9,629	131
May . . . . .	13,437	3,278	22	27	152	1	-	9,832	125
June . . . . .	13,636	3,280	20	27	167	1	-	10,036	105
Headquarters USAF									
1954									
July . . . . .	3,057	2,955	35	8	59	-	-	-	-
August . . . . .	2,943	2,840	34	8	61	-	-	-	-
September . . . . .	2,910	2,809	33	8	60	-	-	-	-
October . . . . .	2,931	2,831	34	8	58	-	-	-	-
November . . . . .	2,954	2,851	34	8	61	-	-	-	-
December . . . . .	2,990	2,887	36	6	61	-	-	-	-
1955									
January . . . . .	2,999	2,898	35	8	58	-	-	-	-
February . . . . .	2,979	2,876	32	8	63	-	-	-	-
March . . . . .	2,978	2,874	32	8	64	-	-	-	-
April . . . . .	2,986	2,879	32	10	65	-	-	-	-
May . . . . .	2,990	2,883	33	9	65	-	-	-	-
June . . . . .	3,033	2,926	32	8	67	-	-	-	-
Military Air Transport Service									
1954									
July . . . . .	52,583	6,636	55	153	285	1	-	44,027	1,426
August . . . . .	53,366	6,810	52	155	295	1	-	44,639	1,414
September . . . . .	53,715	6,961	51	149	300	1	-	44,879	1,374
October . . . . .	54,300	7,110	51	144	305	1	-	45,355	1,334
November . . . . .	55,235	7,214	51	143	302	1	-	46,207	1,317
December . . . . .	55,069	7,333	52	136	305	1	-	45,950	1,292
1955									
January . . . . .	54,413	7,326	54	134	300	1	-	45,346	1,252
February . . . . .	54,344	7,280	53	134	298	1	-	45,372	1,206
March . . . . .	55,493	7,366	51	133	294	1	-	46,470	1,178
April . . . . .	53,796	7,288	47	100	288	1	-	44,942	1,130
May . . . . .	54,446	7,296	45	100	293	1	-	45,630	1,081
June . . . . .	54,652	7,429	47	99	341	1	-	45,683	1,052

(CONTINENTAL US - CONTINUED)



TABLE 135 - COMMAND STRENGTH BY TYPE, BY PERSONNEL IDENTITY,  
BY COMMAND - FY 1955 (CONTINUED)

(WAF - Women in the Air Force; AFNC - Air Force Nurse Corps; WMSC - Women's Medical Specialist Corps)

END OF MONTH	TOTAL	OFFICER			WARRANT OFFICER		AVIATION CADET AND AVIATION STUDENT	ENLISTED	
		Male	WAF	AFNC and WMSC	Male	Female		Male	Female
Strategic Air Command									
<u>1954</u>									
July . . . . .	152,967	19,686	49	394	521	-	-	131,703	614
August . . . . .	154,409	19,968	48	374	522	-	-	132,764	733
September . . . . .	152,097	19,892	47	370	522	-	-	130,440	826
October . . . . .	153,217	20,007	45	370	524	-	-	131,389	882
November . . . . .	155,708	20,458	41	380	531	-	-	133,412	886
December . . . . .	155,481	20,759	39	382	531	-	-	132,916	854
<u>1955</u>									
January . . . . .	153,709	20,864	39	378	531	-	-	131,078	819
February . . . . .	155,477	20,927	34	381	539	-	-	132,770	826
March . . . . .	155,824	21,162	34	375	536	-	-	132,882	835
April . . . . .	159,689	21,333	36	395	531	-	-	136,530	864
May . . . . .	160,812	21,317	34	379	530	-	-	137,677	875
June . . . . .	162,217	21,513	40	374	577	-	-	138,830	883
Students									
<u>1954</u>									
July . . . . .	111,222	13,686	10	33	54	-	8,597	87,123	1,719
August . . . . .	117,240	13,854	12	43	44	-	8,233	93,330	1,724
September . . . . .	122,882	13,875	9	61	42	-	7,920	99,186	1,789
October . . . . .	121,863	13,706	10	63	38	-	7,874	98,393	1,779
November . . . . .	115,999	13,507	9	60	35	-	7,668	93,150	1,570
December . . . . .	105,389	13,793	7	62	30	-	7,197	82,834	1,466
<u>1955</u>									
January . . . . .	115,366	13,998	7	63	29	-	6,996	92,928	1,345
February . . . . .	117,634	14,271	7	50	26	-	6,458	95,573	1,249
March . . . . .	116,573	14,434	11	53	24	-	5,995	95,012	1,044
April . . . . .	111,135	14,605	10	39	24	-	5,406	90,208	843
May . . . . .	108,306	14,781	11	35	18	-	5,259	87,421	781
June . . . . .	110,790	15,399	9	33	16	-	4,384	90,142	807
Tactical Air Command									
<u>1954</u>									
July . . . . .	47,061	5,472	23	98	145	-	-	41,015	308
August . . . . .	48,270	5,624	21	91	144	-	-	42,145	245
September . . . . .	49,648	5,766	21	100	147	-	-	43,397	217
October . . . . .	50,252	6,018	22	101	145	-	-	43,766	200
November . . . . .	51,330	6,136	24	106	146	-	-	44,730	188
December . . . . .	48,870	5,975	21	94	147	-	-	42,458	175
<u>1955</u>									
January . . . . .	47,802	6,036	20	92	149	-	-	41,407	98
February . . . . .	46,596	6,074	18	92	148	-	-	40,236	28
March . . . . .	45,779	6,123	18	91	144	-	-	39,403	-
April . . . . .	47,263	6,430	18	101	147	-	-	40,567	-
May . . . . .	47,697	6,494	18	99	147	-	-	40,939	-
June . . . . .	48,167	6,584	19	97	172	-	-	41,295	-
US Air Force Academy									
<u>1954</u>									
July . . . . .	-	-	-	-	-	-	-	-	-
August . . . . .	11	7	-	-	-	-	-	4	-
September . . . . .	46	24	-	-	-	-	-	22	-
October . . . . .	80	48	-	-	1	-	-	31	-
November . . . . .	102	61	-	-	1	-	-	40	-
December . . . . .	118	70	-	-	1	-	-	47	-
<u>1955</u>									
January . . . . .	189	133	-	-	2	-	-	54	-
February . . . . .	243	175	-	-	2	-	-	66	-
March . . . . .	290	188	-	-	3	-	-	99	-
April . . . . .	332	208	-	-	4	-	-	120	-
May . . . . .	371	214	-	-	4	-	-	153	-
June . . . . .	452	231	-	-	5	-	-	216	-

(CONTINENTAL US - CONTINUED)

TABLE 135 - COMMAND STRENGTH BY TYPE, BY PERSONNEL IDENTITY,  
BY COMMAND - FY 1955 (CONTINUED)

(WAF - Women in the Air Force; AFPC - Air Force Nurse Corps; WMSC - Women's Medical Specialist Corps)

END OF MONTH	TOTAL	OFFICER			WARRANT OFFICER		AVIATION CADET AND AVIATION STUDENT	ENLISTED	
		Male	WAF	AFPC and WMSC	Male	Female		Male	Female
US Security Service									
<u>1954</u>									
July . . . . .	4,767	723	6	-	28	-	-	4,010	-
August . . . . .	4,700	666	7	-	27	-	-	4,000	-
September . . . . .	4,795	688	7	-	26	-	-	4,074	-
October . . . . .	4,796	705	8	-	27	-	-	4,056	-
November . . . . .	4,795	731	8	-	26	-	-	4,030	-
December . . . . .	5,248	736	8	-	25	-	-	4,479	-
<u>1955</u>									
January . . . . .	5,109	758	8	-	25	-	-	4,318	-
February . . . . .	5,145	756	7	-	25	-	-	4,357	-
March . . . . .	5,142	779	7	-	23	-	-	4,333	-
April . . . . .	5,164	793	6	-	22	-	-	4,343	-
May . . . . .	5,170	805	5	-	24	-	-	4,336	-
June . . . . .	5,043	804	5	-	28	-	-	4,206	-
OVERSEAS (PERMANENT PARTY)									
Air Defense Command									
<u>1954</u>									
July . . . . .	1,645	105	1	-	8	-	-	1,531	-
August . . . . .	1,626	107	1	-	9	-	-	1,509	-
September . . . . .	1,656	111	1	-	8	-	-	1,536	-
October . . . . .	1,677	113	1	-	8	-	-	1,555	-
November . . . . .	1,619	116	1	-	7	-	-	1,495	-
December . . . . .	1,562	116	1	-	5	-	-	1,440	-
<u>1955</u>									
January . . . . .	1,559	119	1	-	5	-	-	1,434	-
February . . . . .	1,588	120	1	-	5	-	-	1,462	-
March . . . . .	1,577	119	1	-	5	-	-	1,452	-
April . . . . .	1,491	115	1	-	5	-	-	1,370	-
May . . . . .	1,466	117	1	-	5	-	-	1,343	-
June . . . . .	1,509	117	1	-	4	-	-	1,387	-
Air Materiel Command									
<u>1954</u>									
July . . . . .	39	24	-	-	1	-	-	8	6
August . . . . .	39	24	-	-	1	-	-	8	6
September . . . . .	40	25	-	-	1	-	-	8	6
October . . . . .	45	25	-	-	1	-	-	13	6
November . . . . .	50	27	-	-	1	-	-	16	6
December . . . . .	60	37	-	-	1	-	-	17	5
<u>1955</u>									
January . . . . .	63	39	-	-	1	-	-	18	5
February . . . . .	64	39	-	-	1	-	-	19	5
March . . . . .	66	40	-	-	1	-	-	20	5
April . . . . .	66	40	-	-	1	-	-	20	5
May . . . . .	66	40	-	-	1	-	-	20	5
June . . . . .	64	41	-	-	1	-	-	20	2
Air Research and Development Command									
<u>1954</u>									
July . . . . .	263	20	-	-	-	-	-	243	-
August . . . . .	275	21	-	-	1	-	-	253	-
September . . . . .	261	19	-	-	1	-	-	241	-
October . . . . .	246	16	-	-	1	-	-	229	-
November . . . . .	225	17	-	-	1	-	-	207	-
December . . . . .	252	21	-	-	2	-	-	229	-
<u>1955</u>									
January . . . . .	233	22	-	-	2	-	-	209	-
February . . . . .	222	22	-	-	2	-	-	198	-
March . . . . .	229	22	-	-	2	-	-	205	-
April . . . . .	229	22	-	-	2	-	-	205	-
May . . . . .	240	25	-	-	1	-	-	214	-
June . . . . .	247	25	-	-	1	-	-	221	-

(OVERSEAS - CONTINUED)

TABLE 135 - COMMAND STRENGTH BY TYPE, BY PERSONNEL IDENTITY,  
BY COMMAND - FY 1955 (CONTINUED)

(WAP - Women in the Air Force; AFNC - Air Force Nurse Corps; WMSC - Women's Medical Specialist Corps)

END OF MONTH	TOTAL	OFFICER			WARRANT OFFICER		AVIATION CADET AND AVIATION STUDENT	ENLISTED	
		Male	WAP	AFNC and WMSC	Male	Female		Male	Female
Alaskan Air Command									
<u>1954</u>									
July . . . . .	17,229	1,746	25	83	76	-	-	15,299	-
August . . . . .	16,994	1,739	20	80	71	-	-	15,084	-
September . . . . .	17,273	1,859	20	77	69	-	-	15,248	-
October . . . . .	17,043	1,910	21	70	67	-	-	14,975	-
November . . . . .	17,215	1,815	19	74	67	-	-	15,140	-
December . . . . .	17,290	1,925	20	72	64	-	-	15,209	-
<u>1955</u>									
January . . . . .	16,785	1,899	20	72	65	-	-	14,729	-
February . . . . .	17,364	1,884	20	72	63	-	-	15,325	-
March . . . . .	17,686	1,885	20	71	62	-	-	15,648	-
April . . . . .	17,666	1,884	21	75	62	-	-	15,624	-
May . . . . .	17,553	1,892	16	74	62	-	-	15,509	-
June . . . . .	17,606	1,883	16	80	68	-	-	15,559	-
Caribbean Air Command									
<u>1954</u>									
July . . . . .	1,392	220	1	2	14	-	-	1,155	-
August . . . . .	1,307	228	1	2	15	-	-	1,061	-
September . . . . .	1,317	226	1	2	15	-	-	1,073	-
October . . . . .	1,354	216	-	3	13	-	-	1,122	-
November . . . . .	1,339	218	1	2	13	-	-	1,105	-
December . . . . .	1,330	217	1	2	13	-	-	1,097	-
<u>1955</u>									
January . . . . .	1,348	227	1	2	13	-	-	1,105	-
February . . . . .	1,399	241	1	2	14	-	-	1,141	-
March . . . . .	1,415	244	-	2	15	-	-	1,154	-
April . . . . .	1,397	229	-	2	15	-	-	1,151	-
May . . . . .	1,390	216	-	2	15	-	-	1,157	-
June . . . . .	1,377	217	-	2	18	-	-	1,140	-
Far East Air Force b/									
<u>1954</u>									
July . . . . .	84,567	9,607	80	215	316	2	-	74,272	75
August . . . . .	85,959	9,621	83	219	323	2	-	75,711	-
September . . . . .	88,051	9,741	80	210	321	2	-	77,697	-
October . . . . .	88,283	9,836	78	214	316	1	-	77,838	-
November . . . . .	83,888	9,749	79	204	302	1	-	73,551	2
December . . . . .	83,379	9,593	78	206	284	1	-	73,215	2
<u>1955</u>									
January . . . . .	80,884	9,483	78	208	273	1	-	70,839	2
February . . . . .	80,627	9,217	74	199	264	1	-	70,871	1
March . . . . .	80,522	9,054	72	197	255	1	-	70,942	1
April . . . . .	79,494	8,890	69	202	245	1	-	70,075	12
May . . . . .	75,959	8,747	68	196	245	1	-	66,690	12
June . . . . .	73,260	8,651	65	195	245	-	-	64,085	19
Headquarters Command, USAF									
<u>1954</u>									
July . . . . .	2,250	1,064	3	-	34	-	-	1,147	2
August . . . . .	2,194	1,026	3	-	32	-	-	1,131	2
September . . . . .	2,223	1,029	3	-	32	-	-	1,157	2
October . . . . .	2,229	1,040	3	-	32	-	-	1,152	2
November . . . . .	2,252	1,049	3	-	32	-	-	1,167	1
December . . . . .	2,209	1,035	3	-	32	-	-	1,137	2
<u>1955</u>									
January . . . . .	2,241	1,043	3	-	32	-	-	1,161	2
February . . . . .	2,264	1,049	3	-	29	-	-	1,181	2
March . . . . .	2,248	1,049	3	-	31	-	-	1,163	2
April . . . . .	4,120	1,605	9	-	60	-	-	2,383	63
May . . . . .	4,306	1,638	9	-	66	-	-	2,526	67
June . . . . .	4,429	1,668	8	-	67	-	-	2,623	63

(OVERSEAS - CONTINUED)

TABLE 135 - COMMAND STRENGTH BY TYPE, BY PERSONNEL IDENTITY,  
BY COMMAND - FY 1955 (CONTINUED)

(WAF - Women in the Air Force; AFNC - Air Force Nurse Corps; WMSC - Women's Medical Specialist Corps)

END OF MONTH	TOTAL	OFFICER			WARRANT OFFICER		AVIATION CADET AND AVIATION STUDENT	ENLISTED	
		Male	WAF	AFNC and WMSC	Male	Female		Male	Female
Joint US Military Advisory Group, Spain									
<u>1954</u>									
July . . . . .	156	55	-	-	3	-	-	98	-
August . . . . .	169	62	-	1	3	-	-	103	-
September . . . . .	178	67	-	1	3	-	-	107	-
October . . . . .	185	68	-	1	3	-	-	113	-
November . . . . .	202	78	-	2	3	-	-	119	-
December . . . . .	219	83	-	2	3	-	-	131	-
<u>1955</u>									
January . . . . .	225	87	-	2	3	-	-	133	-
February . . . . .	222	86	-	2	2	-	-	132	-
March . . . . .	222	86	-	2	2	-	-	132	-
April . . . . .	225	89	-	2	2	-	-	132	-
May . . . . .	231	95	-	2	2	-	-	132	-
June . . . . .	244	100	-	2	2	-	-	140	-
Military Air Transport Service									
<u>1954</u>									
July . . . . .	34,732	4,253	38	53	170	1	-	29,881	336
August . . . . .	34,775	4,275	39	52	168	1	-	29,951	289
September . . . . .	35,018	4,348	39	53	167	1	-	30,149	261
October . . . . .	34,962	4,378	39	53	162	1	-	30,130	199
November . . . . .	35,333	4,424	36	53	161	1	-	30,466	192
December . . . . .	35,128	4,501	31	52	161	1	-	30,183	199
<u>1955</u>									
January . . . . .	34,749	4,474	33	52	159	1	-	29,836	194
February . . . . .	35,266	4,506	31	50	157	-	-	30,337	185
March . . . . .	35,568	4,526	32	51	151	-	-	30,628	180
April . . . . .	33,843	4,372	32	49	141	-	-	29,092	157
May . . . . .	33,540	4,375	34	53	139	-	-	28,792	147
June . . . . .	33,419	4,339	31	54	176	-	-	28,685	134
Northeast Air Command									
<u>1954</u>									
July . . . . .	12,615	1,304	7	29	50	-	-	11,225	-
August . . . . .	12,153	1,237	8	26	48	-	-	10,834	-
September . . . . .	12,552	1,340	9	26	48	-	-	11,129	-
October . . . . .	12,676	1,372	9	27	46	-	-	11,222	-
November . . . . .	12,955	1,366	8	26	43	-	-	11,512	-
December . . . . .	12,693	1,332	11	28	31	-	-	11,251	-
<u>1955</u>									
January . . . . .	12,458	1,330	9	29	29	-	-	11,061	-
February . . . . .	12,475	1,328	11	27	28	-	-	11,081	-
March . . . . .	12,555	1,358	14	33	37	-	-	11,113	-
April . . . . .	13,199	1,406	15	34	37	-	-	11,707	-
May . . . . .	13,271	1,425	13	34	40	-	-	11,759	-
June . . . . .	13,305	1,379	14	33	43	-	-	11,836	-
Strategic Air Command									
<u>1954</u>									
July . . . . .	20,064	1,670	3	52	79	-	-	18,260	-
August . . . . .	19,776	1,656	3	56	70	-	-	17,991	-
September . . . . .	19,854	1,694	5	52	65	-	-	18,026	12
October . . . . .	20,103	1,709	3	53	64	-	-	18,247	27
November . . . . .	20,303	1,712	3	57	62	-	-	18,437	32
December . . . . .	19,505	1,708	3	56	62	-	-	17,644	32
<u>1955</u>									
January . . . . .	19,049	1,721	3	56	64	-	-	17,164	41
February . . . . .	19,294	1,715	3	56	63	-	-	17,393	64
March . . . . .	18,855	1,716	5	56	64	-	-	16,940	74
April . . . . .	20,759	1,811	5	56	65	-	-	18,744	78
May . . . . .	20,125	1,801	6	62	64	-	-	18,118	74
June . . . . .	20,225	1,820	6	63	74	-	-	18,186	76

(OVERSEAS - CONTINUED)

TABLE 135 - COMMAND STRENGTH BY TYPE, BY PERSONNEL IDENTITY,  
BY COMMAND - FY 1955 (CONTINUED)

(WAF - Women in the Air Force; AFNC - Air Force Nurse Corps; WMSC - Women's Medical Specialist Corps)

END OF MONTH	TOTAL	OFFICER			WARRANT OFFICER		AVIATION CADET AND AVIATION STUDENT	ENLISTED	
		Male	WAF	AFNC and WMSC	Male	Female		Male	Female
US Air Force, Europe									
<u>1954</u>									
July . . . . .	75,825	9,116	106	321	366	-	-	65,386	530
August . . . . .	74,262	9,058	108	318	362	-	-	63,914	502
September . . . . .	73,034	9,336	116	336	373	-	-	62,381	492
October . . . . .	73,377	9,671	119	319	374	-	-	62,407	487
November . . . . .	73,778	9,880	124	302	359	-	-	62,590	523
December . . . . .	76,662	10,379	130	326	358	-	-	64,977	492
<u>1955</u>									
January . . . . .	75,664	10,604	131	331	351	-	-	63,773	474
February . . . . .	77,537	10,692	134	337	354	-	-	65,570	450
March . . . . .	82,025	10,923	139	332	350	-	-	69,859	422
April . . . . .	81,545	10,509	130	341	317	-	-	69,901	347
May . . . . .	82,415	10,396	131	340	316	-	-	70,834	398
June . . . . .	83,420	10,251	132	339	349	-	-	71,851	498
USAF Security Service									
<u>1954</u>									
July . . . . .	9,861	469	5	-	17	-	-	9,370	-
August . . . . .	9,741	490	5	-	18	-	-	9,228	-
September . . . . .	9,888	508	6	-	20	-	-	9,354	-
October . . . . .	10,041	523	8	-	19	-	-	9,491	-
November . . . . .	9,844	529	8	-	20	-	-	9,287	-
December . . . . .	9,402	544	7	-	20	-	-	8,831	-
<u>1955</u>									
January . . . . .	9,228	541	7	-	21	-	-	8,659	-
February . . . . .	9,461	542	7	-	21	-	-	8,891	-
March . . . . .	9,408	542	7	-	20	-	-	8,839	-
April . . . . .	9,724	551	7	-	21	-	-	9,145	-
May . . . . .	9,940	551	7	-	23	-	-	9,359	-
June . . . . .	10,475	550	8	-	27	-	-	9,890	-
Distant Early Warning Project									
<u>1954</u>									
July . . . . .	-	-	-	-	-	-	-	-	-
August . . . . .	-	-	-	-	-	-	-	-	-
September . . . . .	-	-	-	-	-	-	-	-	-
October . . . . .	-	-	-	-	-	-	-	-	-
November . . . . .	-	-	-	-	-	-	-	-	-
December . . . . .	-	-	-	-	-	-	-	-	-
<u>1955</u>									
January . . . . .	-	-	-	-	-	-	-	-	-
February . . . . .	-	-	-	-	-	-	-	-	-
March . . . . .	-	-	-	-	-	-	-	-	-
April . . . . .	2,612	70	-	-	4	-	-	2,538	-
May . . . . .	2,585	71	-	-	4	-	-	2,510	-
June . . . . .	2,565	72	-	-	4	-	-	2,489	-

a/ These data include all personnel assigned to USAF.

b/ Includes Air Defense Command, Strategic Air Command, and Tactical Air Command under the Operational Control of Far East Air Force; Strategic Air Command was dropped in November 1954.

c/ Distant Early Warning Project (Special SCARWAF personnel) initial reporting, April 1955.

SOURCE: Personnel Statistics Division, Directorate of Statistical Services, DCS/Comptroller.

TABLE 136 -- COMMAND STRENGTH BY GRADE IN WHICH

(Naval Officers were included in the USAF in the respective month's data)

GRADE IN WHICH SERVING	TOTAL	USAF	SCARWAF	TOTAL	USAF	SCARWAF	TOTAL	USAF	SCARWAF
	FIRST HALF								
	July (1954)			August			September		
<b>TOTAL</b> . . . . .	<b>953,323</b>	<b>928,814</b>	<b>24,509</b>	<b>958,317</b>	<b>933,451</b>	<b>24,866</b>	<b>961,671</b>	<b>936,281</b>	<b>25,390</b>
<b>Officer and Warrant Officer-Total</b> . . . . .	<b>129,866</b>	<b>128,529</b>	<b>1,337</b>	<b>129,969</b>	<b>128,602</b>	<b>1,367</b>	<b>130,876</b>	<b>129,521</b>	<b>1,355</b>
<b>Officer - Total</b> . . . . .	<b>126,184</b>	<b>125,071</b>	<b>1,113</b>	<b>126,289</b>	<b>125,157</b>	<b>1,132</b>	<b>127,203</b>	<b>126,078</b>	<b>1,125</b>
<b>General - Total</b> . . . . .	<b>390</b>	<b>390</b>	<b>-</b>	<b>386</b>	<b>386</b>	<b>-</b>	<b>381</b>	<b>381</b>	<b>-</b>
General . . . . .	9	9	-	9	9	-	9	9	-
Lieutenant General . . . . .	20	20	-	20	20	-	20	20	-
Major General . . . . .	134	134	-	132	132	-	128	128	-
Brigadier General . . . . .	227	227	-	225	225	-	224	224	-
Colonel . . . . .	4,383	4,373	10	4,389	4,378	11	4,376	4,365	11
Lieutenant Colonel . . . . .	8,370	8,309	61	8,353	8,287	66	8,416	8,348	68
Major . . . . .	20,612	20,469	143	20,581	20,438	143	20,459	20,316	143
Captain . . . . .	34,435	34,101	334	34,284	33,952	332	34,164	33,819	345
First Lieutenant . . . . .	31,733	31,494	239	31,131	30,902	229	31,448	31,253	195
Second Lieutenant . . . . .	26,261	25,935	326	27,165	26,814	351	27,959	27,596	363
<b>Warrant Officer - Total</b> . . . . .	<b>3,682</b>	<b>3,448</b>	<b>234</b>	<b>3,680</b>	<b>3,445</b>	<b>235</b>	<b>3,673</b>	<b>3,443</b>	<b>230</b>
Chief Warrant Officer, W-4 . . . . .	149	146	3	149	146	3	156	153	3
Chief Warrant Officer, W-3 . . . . .	439	420	19	439	417	22	441	418	23
Chief Warrant Officer, W-2 . . . . .	1,530	1,453	77	1,518	1,441	77	1,512	1,437	75
Warrant Officer, JG W-1 . . . . .	1,564	1,439	125	1,574	1,441	133	1,564	1,435	129
<b>Enlisted - Total</b> . . . . .	<b>814,859</b>	<b>791,687</b>	<b>23,172</b>	<b>820,115</b>	<b>796,616</b>	<b>23,499</b>	<b>822,874</b>	<b>798,839</b>	<b>24,035</b>
Master Sergeant . . . . .	47,790	47,138	652	48,323	47,647	676	48,280	47,572	708
Technical Sergeant and Sgt 1st Cl . . . . .	57,149	56,009	1,140	58,014	56,837	1,177	57,709	56,471	1,238
Staff Sergeant and Sergeant . . . . .	126,390	124,035	2,355	129,388	126,891	2,497	122,962	120,327	2,635
Airman 1st Class and Corporal . . . . .	163,851	158,853	4,998	170,132	164,634	5,498	164,867	158,703	6,164
Airman 2nd Class and Pvt 1st Cl . . . . .	206,743	196,486	10,257	206,416	196,425	9,991	204,806	195,617	9,189
Airman 3rd Class and Private 2 . . . . .	159,238	155,626	3,612	149,593	146,106	3,487	162,382	158,456	3,926
Basic Airman and Private 1 . . . . .	53,698	53,540	158	58,249	58,076	173	61,868	61,693	175
<b>Aviation Cadet - Total</b> . . . . .	<b>8,598</b>	<b>8,598</b>	<b>-</b>	<b>8,233</b>	<b>8,233</b>	<b>-</b>	<b>7,921</b>	<b>7,921</b>	<b>-</b>
LAST HALF									
GRADE IN WHICH SERVING	January (1955)			February			March		
	TOTAL	USAF	SCARWAF	TOTAL	USAF	SCARWAF	TOTAL	USAF	SCARWAF
<b>TOTAL</b> . . . . .	<b>952,900</b>	<b>925,957</b>	<b>26,943</b>	<b>955,866</b>	<b>928,234</b>	<b>27,632</b>	<b>957,028</b>	<b>928,608</b>	<b>28,420</b>
<b>Officer and Warrant Officer-Total</b> . . . . .	<b>133,152</b>	<b>131,697</b>	<b>1,455</b>	<b>133,755</b>	<b>132,265</b>	<b>1,490</b>	<b>134,481</b>	<b>132,952</b>	<b>1,529</b>
<b>Officer - Total</b> . . . . .	<b>129,521</b>	<b>128,320</b>	<b>1,201</b>	<b>130,127</b>	<b>128,897</b>	<b>1,230</b>	<b>130,869</b>	<b>129,606</b>	<b>1,263</b>
<b>General - Total</b> . . . . .	<b>407</b>	<b>407</b>	<b>-</b>	<b>403</b>	<b>403</b>	<b>-</b>	<b>403</b>	<b>403</b>	<b>-</b>
General . . . . .	9	9	-	9	9	-	9	9	-
Lieutenant General . . . . .	20	20	-	20	20	-	21	21	-
Major General . . . . .	145	145	-	141	141	-	140	140	-
Brigadier General . . . . .	233	233	-	233	233	-	233	233	-
Colonel . . . . .	4,303	4,288	15	4,289	4,275	14	4,341	4,326	15
Lieutenant Colonel . . . . .	8,354	8,289	65	8,339	8,274	65	8,421	8,357	64
Major . . . . .	20,978	20,835	143	22,038	21,894	144	22,182	22,028	154
Captain . . . . .	34,686	34,335	351	35,708	35,353	355	36,524	36,157	367
First Lieutenant . . . . .	33,460	33,259	201	31,905	31,697	208	31,668	31,460	208
Second Lieutenant . . . . .	27,333	26,907	426	27,445	27,001	444	27,330	26,875	455
<b>Warrant Officer - Total</b> . . . . .	<b>3,631</b>	<b>3,377</b>	<b>254</b>	<b>3,628</b>	<b>3,368</b>	<b>260</b>	<b>3,612</b>	<b>3,346</b>	<b>266</b>
Chief Warrant Officer, W-4 . . . . .	141	136	5	139	134	5	145	140	5
Chief Warrant Officer, W-3 . . . . .	427	400	27	419	394	25	427	399	28
Chief Warrant Officer, W-2 . . . . .	1,550	1,442	108	1,586	1,452	134	1,610	1,429	181
Warrant Officer, JG W-1 . . . . .	1,513	1,399	114	1,484	1,388	96	1,430	1,378	52
<b>Enlisted - Total</b> . . . . .	<b>812,887</b>	<b>787,399</b>	<b>25,488</b>	<b>815,652</b>	<b>789,510</b>	<b>26,142</b>	<b>816,663</b>	<b>789,772</b>	<b>26,891</b>
Master Sergeant . . . . .	49,678	48,870	808	50,471	49,650	821	50,416	49,585	831
Technical Sergeant and Sgt 1st Cl . . . . .	59,578	58,019	1,557	60,704	59,129	1,575	60,699	59,112	1,587
Staff Sergeant and Sergeant . . . . .	113,140	109,987	3,153	118,082	114,787	3,295	114,971	111,619	3,352
Airman 1st Class and Corporal . . . . .	156,529	149,295	7,234	159,930	152,646	7,284	156,114	148,628	7,486
Airman 2nd Class and Pvt 1st Cl . . . . .	201,008	193,677	7,331	202,783	195,369	7,414	203,858	196,052	7,806
Airman 3rd Class and Private 2 . . . . .	182,906	177,684	5,222	171,918	166,382	5,536	178,815	173,218	5,597
Basic Airman and Private 1 . . . . .	50,050	49,867	183	51,764	51,547	217	51,790	51,558	232
<b>Aviation Cadet - Total</b> . . . . .	<b>6,861</b>	<b>6,861</b>	<b>-</b>	<b>6,452</b>	<b>6,452</b>	<b>-</b>	<b>6,884</b>	<b>6,884</b>	<b>-</b>

a/ Includes 2,612 Distant Early Warning personnel not distributed Continental US and Overseas.

## SERVING, BY DEPARTMENTAL STATUS - FY 1955

as follows: July-18; Aug-14; Sep-10; Oct-6; Nov-21; Dec-2; Jan-2)

TOTAL	USAF	SCARWAF	TOTAL	USAF	SCARWAF	TOTAL	USAF	SCARWAF	GRADE IN WHICH SERVING
FY 1955									
October			November			December			
965,113	938,873	26,240	966,411	939,056	27,355	947,247	920,298	26,949	TOTAL
131,619	130,250	1,369	132,196	130,840	1,356	132,444	131,036	1,408	Officer and Warrant Officer-Total
127,936	126,807	1,129	128,530	127,412	1,118	128,783	127,622	1,161	Officer - Total
411	411	-	410	410	-	409	409	-	General - Total
9	9	-	9	9	-	9	9	-	General
20	20	-	20	20	-	20	20	-	Lieutenant General
147	147	-	146	146	-	146	146	-	Major General
235	235	-	235	235	-	234	234	-	Brigadier General
4,327	4,316	11	4,318	4,306	12	4,312	4,298	14	Colonel
8,403	8,340	63	8,400	8,339	61	8,377	8,314	63	Lieutenant Colonel
20,403	20,259	144	20,474	20,331	143	20,436	20,294	142	Major
34,008	33,662	346	33,796	33,455	341	33,757	33,412	345	Captain
32,003	31,810	193	32,863	32,667	196	33,740	33,538	202	First Lieutenant
28,381	28,009	372	28,269	27,904	365	27,752	27,357	395	Second Lieutenant
3,683	3,443	240	3,666	3,428	238	3,661	3,414	247	Warrant Officer - Total
152	149	3	152	147	5	147	145	2	Chief Warrant Officer, W-4
458	431	27	432	408	24	440	413	27	Chief Warrant Officer, W-3
1,529	1,450	79	1,527	1,446	81	1,521	1,437	84	Chief Warrant Officer, W-2
1,544	1,413	131	1,555	1,427	128	1,553	1,419	134	Warrant Officer, JG W-1
825,619	800,748	24,871	826,545	800,546	25,999	807,604	782,063	25,541	Enlisted - Total
48,934	48,209	725	48,897	48,162	735	49,689	48,903	786	Master Sergeant
58,808	57,483	1,325	58,692	57,302	1,390	59,664	58,164	1,500	Technical Sergeant and Sgt 1st Cl
125,187	122,431	2,756	121,592	118,692	2,900	119,938	116,826	3,112	Staff Sergeant and Sergeant
170,206	163,457	6,749	166,596	159,338	7,258	163,905	156,706	7,199	Airman 1st Class and Corporal
203,067	194,620	8,447	203,457	195,273	8,184	201,394	193,852	7,542	Airman 2nd Class and Pvt 1st Cl
159,395	154,715	4,680	173,254	167,897	5,357	171,019	165,778	5,241	Airman 3rd Class and Private 2
60,022	59,833	189	54,057	53,882	175	41,995	41,834	161	Basic Airman and Private 1
7,875	7,875	-	7,670	7,670	-	7,199	7,199	-	Aviation Cadet - Total
FY 1955									
April			May			June			
959,597	928,688	30,909	959,908	930,440	29,468	959,946	931,994	27,952	TOTAL
135,376	133,745	1,631	135,615	134,009	1,606	137,149	135,584	1,565	Officer and Warrant Officer-Total
131,766	130,420	1,346	132,001	130,700	1,301	133,183	131,919	1,264	Officer - Total
402	402	-	401	401	-	396	396	-	General - Total
9	9	-	10	10	-	9	9	-	General
21	21	-	22	22	-	22	22	-	Lieutenant General
140	140	-	137	137	-	135	135	-	Major General
232	232	-	232	232	-	230	230	-	Brigadier General
4,498	4,483	15	4,538	4,523	15	4,530	4,516	14	Colonel
8,658	8,595	63	8,744	8,681	63	8,744	8,680	64	Lieutenant Colonel
21,684	21,520	164	21,607	21,430	177	21,476	21,302	174	Major
36,668	36,291	377	36,401	36,033	368	36,229	35,864	365	Captain
32,659	32,407	252	33,869	33,630	239	36,596	36,368	228	First Lieutenant
27,197	26,722	475	26,441	26,002	439	25,212	24,793	419	Second Lieutenant
3,610	3,325	285	3,614	3,309	305	3,966	3,665	301	Warrant Officer - Total
142	137	5	137	132	5	136	130	6	Chief Warrant Officer, W-4
461	434	27	512	481	31	536	507	29	Chief Warrant Officer, W-3
1,599	1,395	204	1,563	1,335	228	1,567	1,346	221	Chief Warrant Officer, W-2
1,408	1,359	49	1,402	1,361	41	1,727	1,682	45	Warrant Officer, JG W-1
818,911	789,633	29,278	819,126	791,264	27,862	818,478	792,091	26,387	Enlisted - Total
51,168	50,290	878	51,147	50,264	883	51,597	50,735	862	Master Sergeant
61,920	60,215	1,705	61,831	60,105	1,726	62,968	61,243	1,725	Technical Sergeant and Sgt 1st Cl
120,026	116,449	3,577	118,378	114,724	3,654	122,376	118,680	3,696	Staff Sergeant and Sergeant
159,442	151,796	7,646	155,956	148,689	7,267	156,942	150,397	6,545	Airman 1st Class and Corporal
205,383	196,982	8,401	205,776	197,419	8,357	204,994	196,477	8,517	Airman 2nd Class and Pvt 1st Cl
175,258	168,427	6,831	183,434	177,663	5,771	173,800	168,966	4,834	Airman 3rd Class and Private 2
45,714	45,474	240	42,604	42,400	204	45,801	45,593	208	Basic Airman and Private 1
2,310	2,310	-	2,167	2,167	-	4,319	4,319	-	Aviation Cadet - Total

SOURCE: Personnel Statistics Division, Directorate of Statistical Services, DCS/Comptroller.

TABLE 137 -- COMMAND STRENGTH OF AIR FORCE PIPELINE PERSONNEL BY PIPELINE CATEGORY -- FY 1955

END OF MONTH	TOTAL	PIPELINE CATEGORY						Supple- men- tary Pilots
		Students a/	Transients				Patients	
			Fillers	Overseas Replacements	Returns	Separatees		
<u>1954</u>								
<u>July - Total . . .</u>	<u>150,612</u>	<u>111,222</u>	<u>2,996</u>	<u>20,272</u>	<u>12,066</u>	<u>2,705</u>	<u>1,344</u>	-
Officers . . . .	18,798	13,783	756	2,243	1,532	282	202	-
Enlisted . . . .	131,814	97,439	2,240	18,036	10,534	2,423	1,142	-
<u>August - Total . .</u>	<u>153,390</u>	<u>117,240</u>	<u>3,933</u>	<u>18,369</u>	<u>9,389</u>	<u>2,561</u>	<u>1,898</u>	-
Officers . . . .	18,859	13,953	987	2,335	1,050	240	294	-
Enlisted . . . .	134,531	103,287	2,946	16,034	8,339	2,321	1,604	-
<u>September - Total.</u>	<u>155,081</u>	<u>122,882</u>	<u>4,231</u>	<u>16,889</u>	<u>7,042</u>	<u>2,164</u>	<u>1,873</u>	-
Officers . . . .	18,449	13,987	1,401	2,005	650	136	270	-
Enlisted . . . .	136,632	108,895	2,830	14,884	6,392	2,028	1,603	-
<u>October - Total . .</u>	<u>152,078</u>	<u>121,863</u>	<u>3,717</u>	<u>15,529</u>	<u>7,356</u>	<u>1,729</u>	<u>1,884</u>	-
Officers . . . .	17,651	13,817	1,208	1,622	600	138	266	-
Enlisted . . . .	134,427	108,046	2,509	13,907	6,756	1,591	1,618	-
<u>November - Total .</u>	<u>148,426</u>	<u>115,999</u>	<u>4,253</u>	<u>13,823</u>	<u>9,668</u>	<u>2,800</u>	<u>1,860</u>	<u>23</u>
Officers . . . .	16,936	13,611	1,006	1,395	524	121	256	23
Enlisted . . . .	131,490	102,388	3,247	12,428	9,144	2,679	1,604	-
<u>December - Total .</u>	<u>132,163</u>	<u>105,389</u>	<u>4,497</u>	<u>10,176</u>	<u>7,992</u>	<u>2,167</u>	<u>1,857</u>	<u>85</u>
Officers . . . .	16,097	13,892	106	1,031	627	110	246	85
Enlisted . . . .	116,066	91,497	4,391	9,145	7,365	2,057	1,611	-
<u>1955</u>								
<u>January - Total . .</u>	<u>150,605</u>	<u>115,366</u>	<u>5,089</u>	<u>19,899</u>	<u>6,909</u>	<u>1,296</u>	<u>1,866</u>	<u>180</u>
Officers . . . .	16,484	14,097	61	1,316	437	135	258	180
Enlisted . . . .	134,121	101,269	5,028	18,583	6,472	1,161	1,608	-
<u>February - Total .</u>	<u>149,788</u>	<u>117,634</u>	<u>2,674</u>	<u>19,929</u>	<u>6,204</u>	<u>906</u>	<u>2,210</u>	<u>231</u>
Officers . . . .	17,241	14,354	55	1,570	642	105	284	231
Enlisted . . . .	132,547	103,280	2,619	18,359	5,562	801	1,926	-
<u>March - Total . . .</u>	<u>144,428</u>	<u>116,573</u>	<u>2,506</u>	<u>15,433</u>	<u>6,626</u>	<u>992</u>	<u>1,992</u>	<u>306</u>
Officers . . . .	17,297	14,522	77	1,351	665	109	267	306
Enlisted . . . .	127,131	102,051	2,429	14,082	5,961	883	1,725	-
<u>April - Total . . .</u>	<u>140,230</u>	<u>111,135</u>	<u>4,579</u>	<u>14,680</u>	<u>6,389</u>	<u>1,033</u>	<u>2,009</u>	<u>405</u>
Officers . . . .	17,583	14,678	37	1,439	617	144	263	405
Enlisted . . . .	122,647	96,457	4,542	13,241	5,772	889	1,746	-
<u>May - Total . . . .</u>	<u>140,599</u>	<u>108,306</u>	<u>4,903</u>	<u>14,534</u>	<u>7,865</u>	<u>2,267</u>	<u>2,098</u>	<u>626</u>
Officers . . . .	18,193	14,845	23	1,419	849	144	287	626
Enlisted . . . .	122,406	93,461	4,880	13,115	7,016	2,123	1,811	-
<u>June - Total . . . .</u>	<u>139,145</u>	<u>110,790</u>	<u>3,680</u>	<u>13,211</u>	<u>6,868</u>	<u>1,834</u>	<u>2,033</u>	<u>729</u>
Officers . . . .	18,868	15,457	58	1,350	877	110	287	729
Enlisted . . . .	120,277	95,333	3,622	11,861	5,991	1,724	1,746	-

a/ Includes Depot Level Trainees.

Source: Personnel Statistics Division, Directorate of Statistical Services, DCS/Comptroller.



TABLE 138 - COMMAND STRENGTH BY DEPARTMENTAL STATUS BY TYPE OF PERSONNEL, WORLDWIDE - FY 1955

END OF MONTH	USAF				SCARWAF				ASSIGNED NAVY			
	Total	Officer	W/O	E/P a/	Total	Officer	W/O	E/P	Total	Officer	W/O	E/P
<u>1954</u>												
July . . . . .	928,796	125,053	3,458	800,285	24,509	1,113	224	23,172	18	18	-	-
August . . . . .	933,437	125,143	3,445	804,849	24,866	1,132	235	23,499	14	14	-	-
September . . . . .	936,271	126,068	3,443	806,760	25,390	1,125	230	24,035	10	10	-	-
October . . . . .	938,867	126,801	3,443	808,623	26,240	1,129	240	24,871	6	6	-	-
November . . . . .	939,054	127,410	3,428	808,216	27,355	1,118	238	25,999	2	2	-	-
December . . . . .	920,296	127,620	3,414	789,262	26,949	1,161	247	25,541	2	2	-	-
<u>1955</u>												
January . . . . .	925,955	128,318	3,377	794,260	26,943	1,201	254	25,488	2	2	-	-
February . . . . .	928,232	128,895	3,368	795,969	27,632	1,230	260	26,142	2	2	-	-
March . . . . .	928,608	129,606	3,346	795,656	28,420	1,263	266	26,891	-	-	-	-
April . . . . .	928,688	130,420	3,325	794,943	30,909	1,346	285	29,278	-	-	-	-
May . . . . .	930,440	130,700	3,309	796,431	29,468	1,301	305	27,862	-	-	-	-
June . . . . .	931,994	131,919	3,665	796,410	27,952	1,264	301	26,387	-	-	-	-

a/ Includes Aviation Cadets and Aviation Students.

Source: Personnel Statistics Division, Directorate of Statistical Services, DCS/Comptroller.

TABLE 139 - DEPARTMENTAL STRENGTH BY TYPE OF PERSONNEL - FY 1955

END OF MONTH	WORLDWIDE				CONTINENTAL US				OVERSEAS			
	Total	Officer	W/O	E/P a/	Total	Officer	W/O	E/P a/	Total	Officer	W/O	E/P
<u>1954</u>												
July . . . . .	928,796	125,053	3,458	800,285	672,803	93,515	2,408	576,880	255,993	31,538	1,050	223,405
August . . . . .	933,437	125,143	3,445	804,849	681,300	94,149	2,418	584,733	252,137	30,994	1,027	220,116
September . . . . .	936,271	126,068	3,443	806,760	684,955	94,767	2,420	587,768	251,316	31,301	1,023	218,992
October . . . . .	938,867	126,801	3,443	808,623	686,833	95,025	2,443	589,365	252,034	31,776	1,000	219,258
November . . . . .	939,054	127,410	3,428	808,216	688,177	95,511	2,462	590,204	250,877	31,899	966	218,012
December . . . . .	920,296	127,620	3,414	789,262	670,447	95,258	2,470	572,719	249,849	32,362	944	216,543
<u>1955</u>												
January . . . . .	925,955	128,318	3,377	794,260	682,571	95,988	2,460	584,123	243,384	32,330	917	210,137
February . . . . .	928,232	128,895	3,368	795,969	681,893	96,447	2,473	582,973	246,339	32,448	895	212,996
March . . . . .	928,608	129,606	3,346	795,656	677,142	96,984	2,458	577,700	251,466	32,622	888	217,956
April . . . . .	928,688	130,420	3,325	794,943	675,840	97,919	2,466	575,455	252,848	32,501	859	219,488
May . . . . .	930,440	130,700	3,309	796,431	678,061	98,023	2,430	577,608	252,379	32,677	879	218,823
June . . . . .	931,994	131,919	3,665	796,410	680,829	99,453	2,700	578,676	251,165	32,466	965	217,734

a/ Includes Aviation Cadets and Aviation Students.

Source: Personnel Statistics Division, Directorate of Statistical Services, DCS/Comptroller

TABLE 140 - DEPARTMENTAL STRENGTH OF REGULAR COMMISSIONED OFFICERS BY GRADE IN WHICH SERVING,  
BY CONTROL BRANCH - FY 1955

CONTROL BRANCH	TOTAL	GENERAL	COLONEL	LIEUTENANT COLONEL	MAJOR	CAPTAIN	FIRST LIEUTENANT	SECOND LIEUTENANT
<u>1954</u>								
<u>30 SEPTEMBER - TOTAL . . .</u>	<u>23,591</u>	<u>365</u>	<u>3,781</u>	<u>5,015</u>	<u>6,667</u>	<u>4,446</u>	<u>2,452</u>	<u>865</u>
Air Force Nurse . . . . .	402	-	1	17	108	251	23	1
Chaplain . . . . .	155	2	19	48	49	32	5	-
Dentist . . . . .	279	1	57	65	106	13	7	-
Medical . . . . .	768	17	158	110	248	189	46	-
Medical Service . . . . .	303	-	19	57	107	51	69	-
Veterinary . . . . .	76	1	7	26	20	21	1	-
Women's Medical Specialist . . . . .	25	-	1	1	6	15	2	-
Women in the Air Force . . . . .	179	-	1	42	100	21	15	-
All other Air Force . . . . .	21,404	344	3,518	4,648	5,923	3,823	2,284	864
<u>31 DECEMBER - TOTAL . . .</u>	<u>23,476</u>	<u>393</u>	<u>3,726</u>	<u>4,995</u>	<u>6,668</u>	<u>4,406</u>	<u>2,839</u>	<u>449</u>
Air Force Nurse . . . . .	394	-	1	17	107	243	25	1
Chaplain . . . . .	154	2	19	48	49	31	5	-
Dentist . . . . .	277	1	57	65	103	44	7	-
Medical . . . . .	772	17	154	109	242	191	59	-
Medical Service . . . . .	303	-	19	57	107	51	69	-
Veterinary . . . . .	77	1	7	26	20	21	2	-
Women's Medical Specialist . . . . .	24	-	1	1	5	15	2	-
Women in the Air Force . . . . .	179	-	1	41	100	21	16	-
All other Air Force . . . . .	21,296	372	3,467	4,631	5,935	3,789	2,654	448
<u>1955</u>								
<u>31 MARCH - TOTAL . . . . .</u>	<u>23,469</u>	<u>389</u>	<u>3,813</u>	<u>4,989</u>	<u>6,921</u>	<u>4,513</u>	<u>2,381</u>	<u>463</u>
Air Force Nurse . . . . .	388	-	1	17	112	236	21	1
Chaplain . . . . .	155	2	19	50	48	33	3	-
Dentist . . . . .	281	1	56	67	103	47	7	-
Medical . . . . .	786	17	157	103	253	180	71	-
Medical Service . . . . .	304	-	22	57	106	58	61	-
Veterinary . . . . .	76	1	8	25	21	20	1	-
Women's Medical Specialist . . . . .	25	-	1	1	6	16	1	-
Women in the Air Force . . . . .	173	-	1	50	86	26	10	-
All other Air Force . . . . .	21,281	368	3,548	4,614	6,186	3,897	2,206	462
<u>30 JUNE - TOTAL . . . . .</u>	<u>23,990</u>	<u>383</u>	<u>3,956</u>	<u>5,129</u>	<u>6,630</u>	<u>4,605</u>	<u>2,524</u>	<u>763</u>
Air Force Nurse . . . . .	389	-	1	17	112	234	24	1
Chaplain . . . . .	154	2	19	49	48	33	3	-
Dentist . . . . .	278	1	55	68	98	50	6	-
Medical . . . . .	784	17	162	107	245	195	58	-
Medical Service . . . . .	305	-	21	64	98	58	64	-
Veterinary . . . . .	75	1	7	25	21	20	1	-
Women's Medical Specialist . . . . .	23	-	1	1	5	15	1	-
Women in the Air Force . . . . .	178	-	1	53	84	26	14	-
All other Air Force . . . . .	21,804	362	3,689	4,745	5,919	3,974	2,353	762

Source: Personnel Statistics Division, Directorate of Statistical Services, DCS/Comptroller.

TABLE 141 - DEPARTMENTAL STRENGTH OF GENERAL OFFICERS BY PERMANENT GRADE,  
BY GRADE IN WHICH SERVING - FY 1955

END OF MONTH	TOTAL b/	PERMANENT GRADE a/											
		Major General				Brigadier General				Colonel			
		Grade in Which Serving											
		General	Lieutenant General	Major General	Brigadier General	General	Lieutenant General	Major General	Brigadier General	General	Lieutenant General	Major General	Brigadier General
<u>1954</u>													
July . . . . .	373	9	18	33	-	-	2	65	4	-	-	28	214
August . . . . .	369	9	18	33	-	-	2	63	4	-	-	28	212
September . . . . .	365	9	18	32	-	-	2	62	4	-	-	27	211
October . . . . .	395	9	20	39	-	-	-	75	2	-	-	16	234
November . . . . .	394	9	20	38	-	-	-	75	2	-	-	16	234
December . . . . .	393	9	20	38	-	-	-	74	2	-	-	16	234
<u>1955</u>													
January . . . . .	391	9	20	38	-	-	-	74	2	-	-	15	233
February . . . . .	388	9	20	38	-	-	-	71	2	-	-	15	233
March . . . . .	389	9	21	38	-	-	-	71	2	-	-	15	233
April . . . . .	389	9	21	38	-	-	-	71	2	-	-	15	233
May . . . . .	388	10	22	36	-	-	-	70	2	-	-	15	233
June . . . . .	383	9	22	35	-	-	-	69	2	-	-	14	232

a/ No General officers on active duty in the USAF possess permanent grade of General or Lieutenant General.

b/ Regular Officers only

Source: Personnel Statistics Division, Directorate of Statistical Services, DCS/Comptroller.

TABLE 142 -- DEPARTMENTAL STRENGTH OF FEMALE MEDICAL OFFICERS BY GRADE IN WHICH SERVING - FY 1955

END OF MONTH	TOTAL	GENERAL	COLONEL	LIEUTENANT COLONEL	MAJOR	CAPTAIN	FIRST LIEUTENANT	SECOND LIEUTENANT	WARRANT OFFICER
<u>1954</u>									
July . . . . .	2,697	-	2	22	139	856	1,166	512	-
August . . . . .	2,658	-	2	20	138	836	1,169	493	-
September . . . . .	2,634	-	2	21	140	832	1,169	470	-
October . . . . .	2,575	-	2	22	133	821	1,151	446	-
November . . . . .	2,597	-	2	20	138	820	1,195	422	-
December . . . . .	2,546	-	2	20	139	810	1,190	385	-
<u>1955</u>									
January . . . . .	2,545	-	2	21	147	803	1,190	382	-
February . . . . .	2,511	-	2	21	147	853	1,136	350	-
March . . . . .	2,485	-	2	21	147	910	1,072	333	-
April . . . . .	2,460	-	2	20	148	888	1,097	305	-
May . . . . .	2,401	-	2	19	145	898	1,044	293	-
June . . . . .	2,371	-	2	19	145	891	1,015	299	-

Source: Personnel Statistics Division, Directorate of Statistical Services, DCS/Comptroller.

TABLE 143 - DEPARTMENTAL STRENGTH OF FEMALE PERSONNEL

GRADE	TOTAL	WOMEN IN THE AIR FORCE	AIR FORCE NURSE CORPS	WOMEN'S MEDICAL SPECIAL- ISTS	TOTAL	WOMEN IN THE AIR FORCE	AIR FORCE NURSE CORPS	WOMEN'S MEDICAL SPECIAL- ISTS	TOTAL	WOMEN IN THE AIR FORCE	AIR FORCE NURSE CORPS	WOMEN'S MEDICAL SPECIAL- ISTS
	July (1954)				August				September			
TOTAL . . . . .	13,174	10,477	2,566	131	13,077	10,419	2,518	140	13,056	10,422	2,493	141
<u>Officer and Warrant</u>												
<u>Officer - Total</u> . . . . .	3,517	820	2,566	131	3,455	797	2,518	140	3,410	776	2,493	141
<u>Officer - Total</u> . . . . .	3,512	815	2,566	131	3,450	792	2,518	140	3,405	771	2,493	141
Colonel . . . . .	3	1	1	1	3	1	1	1	3	1	1	1
Lieutenant Colonel . . . . .	66	44	21	1	64	44	17	3	65	44	18	3
Major . . . . .	274	135	129	10	271	133	126	12	272	132	125	15
Captain . . . . .	960	104	813	43	948	112	789	47	943	111	784	48
First Lieutenant . . . . .	1,592	426	1,110	56	1,578	409	1,111	58	1,571	402	1,113	56
Second Lieutenant . . . . .	617	105	492	20	586	93	474	19	551	81	452	18
<u>Warrant Officer -</u>												
<u>Total</u> . . . . .	5	5	-	-	5	5	-	-	5	5	-	-
WO, W-4 . . . . .	-	-	-	-	-	-	-	-	-	-	-	-
WO, W-3 . . . . .	-	-	-	-	-	-	-	-	-	-	-	-
WO, W-2 . . . . .	5	5	-	-	5	5	-	-	5	5	-	-
WO, W-1 . . . . .	-	-	-	-	-	-	-	-	-	-	-	-
<u>Airman - Total</u> . . . . .	9,657	9,657	-	-	9,622	9,622	-	-	9,646	9,646	-	-
Master Sergeant . . . . .	162	162	-	-	161	161	-	-	163	163	-	-
Technical Sergeant . . . . .	327	327	-	-	325	325	-	-	313	313	-	-
Staff Sergeant . . . . .	815	815	-	-	813	813	-	-	769	769	-	-
Airman 1st Class . . . . .	1,489	1,489	-	-	1,604	1,604	-	-	1,514	1,514	-	-
Airman 2nd Class . . . . .	3,136	3,136	-	-	3,208	3,208	-	-	3,072	3,072	-	-
Airman 3rd Class . . . . .	2,881	2,881	-	-	2,574	2,574	-	-	2,823	2,823	-	-
Basic Airman . . . . .	847	847	-	-	937	937	-	-	992	992	-	-
	January (1955)				February				March			
TOTAL . . . . .	12,415	9,870	2,412	133	12,156	9,645	2,381	130	11,925	9,440	2,352	133
<u>Officer and Warrant</u>												
<u>Officer - Total</u> . . . . .	3,287	742	2,412	133	3,237	726	2,381	130	3,209	724	2,352	133
<u>Officer - Total</u> . . . . .	3,282	737	2,412	133	3,233	722	2,381	130	3,205	720	2,352	133
Colonel . . . . .	3	1	1	1	3	1	1	1	3	1	1	1
Lieutenant Colonel . . . . .	64	43	20	1	64	43	20	1	67	46	20	1
Major . . . . .	277	130	134	13	273	126	134	13	269	122	134	13
Captain . . . . .	907	104	757	46	981	128	808	45	1,048	138	858	52
First Lieutenant . . . . .	1,604	414	1,137	53	1,519	381	1,085	53	1,453	381	1,019	53
Second Lieutenant . . . . .	427	45	363	19	393	43	333	17	365	32	320	13
<u>Warrant Officer -</u>												
<u>Total</u> . . . . .	5	5	-	-	4	4	-	-	4	4	-	-
WO, W-4 . . . . .	-	-	-	-	-	-	-	-	-	-	-	-
WO, W-3 . . . . .	-	-	-	-	-	-	-	-	-	-	-	-
WO, W-2 . . . . .	5	5	-	-	4	4	-	-	4	4	-	-
WO, W-1 . . . . .	-	-	-	-	-	-	-	-	-	-	-	-
<u>Airman - Total</u> . . . . .	9,128	9,128	-	-	8,919	8,919	-	-	8,716	8,716	-	-
Master Sergeant . . . . .	165	165	-	-	170	170	-	-	168	168	-	-
Technical Sergeant . . . . .	308	308	-	-	318	318	-	-	311	311	-	-
Staff Sergeant . . . . .	740	740	-	-	786	786	-	-	739	739	-	-
Airman 1st Class . . . . .	1,388	1,388	-	-	1,364	1,364	-	-	1,255	1,255	-	-
Airman 2nd Class . . . . .	2,921	2,921	-	-	3,049	3,049	-	-	2,865	2,865	-	-
Airman 3rd Class . . . . .	3,169	3,169	-	-	2,729	2,729	-	-	2,918	2,918	-	-
Basic Airman . . . . .	437	437	-	-	503	503	-	-	460	460	-	-

Source: Personnel Statistics Division, Directorate of Statistical Services, DCS/Camp/Controller.

## BY GRADE IN WHICH SERVING, BY CONTROL BRANCH - FY 1955

TOTAL	WOMEN IN THE AIR FORCE	AIR FORCE NURSE CORPS	WOMEN'S MEDICAL SPECIAL- ISTS	TOTAL	WOMEN IN THE AIR FORCE	AIR FORCE NURSE CORPS	WOMEN'S MEDICAL SPECIAL- ISTS	TOTAL	WOMEN IN THE AIR FORCE	AIR FORCE NURSE CORPS	WOMEN'S MEDICAL SPECIAL- ISTS	GRADE
FY 1955												
October				November				December				
12,978	10,403	2,441	134	12,907	10,310	2,458	139	12,668	10,122	2,413	133	TOTAL
3,355	780	2,441	134	3,356	752	2,458	139	3,295	749	2,413	133	Officer and Warrant Officer - Total
3,350	775	2,441	134	3,351	754	2,458	139	3,290	744	2,413	133	Officer - Total
3	1	1	1	3	1	1	1	3	1	1	1	Colonel
64	42	19	3	64	44	17	3	62	42	18	2	Lieutenant Colonel
272	139	122	11	273	135	125	13	271	132	127	12	Major
934	113	774	47	918	98	771	49	909	99	765	45	Captain
1,561	410	1,098	53	1,603	408	1,142	53	1,602	412	1,137	53	First Lieutenant
516	70	427	19	490	68	402	20	443	58	365	20	Second Lieutenant
5	5	-	-	5	5	-	-	5	5	-	-	Warrant Officer - Total
-	-	-	-	-	-	-	-	-	-	-	-	WO, W-4
-	-	-	-	-	-	-	-	-	-	-	-	WO, W-3
5	5	-	-	5	5	-	-	5	5	-	-	WO, W-2
-	-	-	-	-	-	-	-	-	-	-	-	WO, W-1
9,623	9,623	-	-	9,551	9,551	-	-	9,373	9,373	-	-	Airman - Total
160	160	-	-	157	157	-	-	165	165	-	-	Master Sergeant
313	313	-	-	312	312	-	-	312	312	-	-	Technical Sergeant
773	773	-	-	760	760	-	-	775	775	-	-	Staff Sergeant
1,613	1,613	-	-	1,523	1,523	-	-	1,576	1,576	-	-	Airman 1st Class
3,096	3,096	-	-	2,952	2,952	-	-	3,090	3,090	-	-	Airman 2nd Class
2,599	2,599	-	-	2,883	2,883	-	-	2,947	2,947	-	-	Airman 3rd Class
1,069	1,069	-	-	964	964	-	-	508	508	-	-	Basic Airman
FY 1955												
April				May				June				
11,720	9,260	2,334	126	11,593	9,192	2,273	128	11,362	8,991	2,250	121	TOTAL
3,179	719	2,334	126	3,115	714	2,273	128	3,080	709	2,250	121	Officer and Warrant Officer - Total
3,175	715	2,334	126	3,111	710	2,273	128	3,075	704	2,250	121	Officer - Total
3	1	1	1	3	1	1	1	3	1	1	1	Colonel
74	54	19	1	74	55	18	1	74	55	18	1	Lieutenant Colonel
265	117	138	10	264	119	134	11	257	112	135	10	Major
1,039	151	844	44	1,038	140	854	44	1,031	140	846	45	Captain
1,468	371	1,040	57	1,417	373	985	59	1,387	372	963	52	First Lieutenant
326	21	292	13	315	22	281	12	323	24	287	12	Second Lieutenant
4	4	-	-	4	4	-	-	5	5	-	-	Warrant Officer - Total
-	-	-	-	-	-	-	-	-	-	-	-	WO, W-4
-	-	-	-	-	-	-	-	-	-	-	-	WO, W-3
4	4	-	-	4	4	-	-	4	4	-	-	WO, W-2
-	-	-	-	-	-	-	-	1	1	-	-	WO, W-1
8,541	8,541	-	-	8,478	8,478	-	-	8,282	8,282	-	-	Airman - Total
169	169	-	-	170	170	-	-	172	172	-	-	Master Sergeant
320	320	-	-	317	317	-	-	321	321	-	-	Technical Sergeant
762	762	-	-	744	744	-	-	712	712	-	-	Staff Sergeant
1,236	1,236	-	-	1,163	1,163	-	-	1,114	1,114	-	-	Airman 1st Class
2,962	2,962	-	-	2,811	2,811	-	-	2,849	2,849	-	-	Airman 2nd Class
2,610	2,610	-	-	2,727	2,727	-	-	2,471	2,471	-	-	Airman 3rd Class
482	482	-	-	546	546	-	-	643	643	-	-	Basic Airman

TABLE 144 - USAF MILITARY DECORATIONS AND AWARDS - FY 1955

MONTHS	TOTAL	AIR FORCE OUTSTANDING UNIT AWARD			AIR MEDAL			BRONZE STAR MEDAL		
		Total	Basic	Oak Leaf Cluster	Total	Basic	Oak Leaf Cluster	Total	Basic	Oak Leaf Cluster
<u>TOTAL</u> . . .	<u>620</u>	<u>5</u>	<u>5</u>	-	<u>183</u>	<u>128</u>	<u>55</u>	<u>9</u>	<u>9</u>	-
July (1954) . . .	32	-	-	-	4	3	1	-	-	-
August . . . . .	90	1	1	-	30	22	8	1	1	-
September . . . .	34	-	-	-	8	7	1	-	-	-
October . . . . .	35	2	2	-	2	2	-	4	4	-
November . . . . .	19	-	-	-	1	1	-	-	-	-
December . . . . .	79	-	-	-	43	26	17	-	-	-
January (1955)	28	-	-	-	7	6	1	-	-	-
February . . . . .	62	1	1	-	2	2	-	-	-	-
March . . . . .	91	-	-	-	50	40	10	2	2	-
April . . . . .	50	1	1	-	7	2	5	-	-	-
May . . . . .	63	-	-	-	22	12	10	-	-	-
June . . . . .	37	-	-	-	7	5	2	2	2	-

	COMMENDATION RIBBON			DISTINGUISHED FLYING CROSS			DISTINGUISHED SERVICE MEDAL			LEGION OF MERIT		
	Total	Basic	Oak Leaf Cluster	Total	Basic	Oak Leaf Cluster	Total	Basic	Oak Leaf Cluster	Total	Basic	Oak Leaf Cluster
<u>TOTAL</u> . . .	<u>87</u>	<u>73</u>	<u>14</u>	<u>88</u>	<u>61</u>	<u>27</u>	<u>14</u>	<u>9</u>	<u>5</u>	<u>64</u>	<u>46</u>	<u>18</u>
July (1954) . . .	9	7	2	-	-	-	2	1	1	5	2	3
August . . . . .	21	16	5	21	17	4	2	2	-	7	5	2
September . . . .	11	10	1	3	2	1	-	-	-	7	2	5
October . . . . .	11	10	1	6	5	1	1	1	-	8	6	2
November . . . . .	3	3	-	3	3	-	1	1	-	5	3	2
December . . . . .	5	5	-	27	17	10	-	-	-	1	1	-
January (1955)	6	4	2	4	1	3	2	-	2	4	3	1
February . . . . .	6	5	1	4	3	1	2	2	-	1	1	-
March . . . . .	3	2	1	6	3	3	1	-	1	8	6	-
April . . . . .	1	1	-	3	2	1	1	1	-	8	7	1
May . . . . .	8	7	1	9	6	3	1	-	1	3	3	-
June . . . . .	3	3	-	2	2	-	1	1	-	7	5	2

	MEDAL OF FREEDOM			PURPLE HEART			SILVER MEDAL		
	Total	Basic	Oak Leaf Cluster	Total	Basic	Oak Leaf Cluster	Total	Basic	Oak Leaf Cluster
<u>TOTAL</u> . . .	<u>1</u>	<u>1</u>	-	<u>57</u>	<u>53</u>	<u>4</u>	<u>112</u>	<u>112</u>	-
July (1954) . . .	-	-	-	-	-	-	12	12	-
August . . . . .	-	-	-	-	-	-	7	7	-
September . . . .	-	-	-	-	-	-	5	5	-
October . . . . .	-	-	-	1	1	-	-	-	-
November . . . . .	-	-	-	-	-	-	6	6	-
December . . . . .	-	-	-	-	-	-	3	3	-
January (1955)	-	-	-	-	-	-	5	5	-
February . . . . .	-	-	-	41	37	4	5	5	-
March . . . . .	-	-	-	3	3	-	18	18	-
April . . . . .	-	-	-	1	1	-	28	28	-
May . . . . .	1	1	-	4	4	-	15	15	-
June . . . . .	-	-	-	7	7	-	8	8	-

Source: Awards Branch, Personnel Service Division, Directorate of Military Personnel, DCS/P, Headquarters USAF.

TABLE 145 - REGULAR OFFICERS SELECTED FOR PERMANENT PROMOTIONS - FY 1951 THROUGH FY 1955

(All data indicates officers selected for promotion and not necessarily the number of actual promotions, due to resignations, etc. All selections with the exception of lieutenants were made by Selection Boards. Data are based on the dates of the board reports which are not necessarily dates of actual promotions. Promotions for lieutenants were accomplished under Public Law 381, Sec. 508, 1947. According to this law, all second lieutenants were automatically promoted to first lieutenant after completing three years of Promotion List Service. No SCARWAF included.)

GRADE FOR WHICH SELECTED	FY 1951	FY 1952	FY 1953	FY 1954	FY 1955
<u>TOTAL</u> . . . . .	<u>7,759</u>	<u>2,063</u>	<u>1,907</u>	<u>2,040</u>	<u>2,644</u>
<u>LINE - TOTAL</u> . . . . .	<u>7,349</u>	<u>1,894</u>	<u>1,681</u>	<u>1,887</u>	<u>2,462</u>
<u>OTHER THAN LINE - TOTAL</u> . . . . .	<u>410</u>	<u>259</u>	<u>226</u>	<u>153</u>	<u>182</u>
<u>Colonel - Total</u> . . . . .	<u>71</u>	-	<u>373</u>	<u>156</u>	<u>160</u>
Line . . . . .	51	-	362	149	150
Other than Line . . . . .	20	-	11	7	10
<u>Lieutenant Colonel - Total</u> . . . . .	<u>2,291</u>	<u>279</u>	<u>87</u>	<u>300</u>	<u>300</u>
Line . . . . .	2,170	255	51	283	283
Other than Line . . . . .	121	24	36	17	17
<u>Major - Total</u> . . . . .	<u>3,795</u>	<u>487</u>	<u>220</u>	<u>369</u>	<u>369</u>
Line . . . . .	3,648	435	162	328	328
Other than Line . . . . .	147	52	58	41	41
<u>Captain - Total</u> . . . . .	<u>1,090</u>	<u>607</u>	<u>301</u>	<u>69</u>	<u>1,159</u>
Line . . . . .	991	455	192	36	1,061
Other than Line . . . . .	99	152	109	33	98
<u>First Lieutenant - Total</u> . . . . .	<u>512</u>	<u>690</u>	<u>926</u>	<u>1,146</u>	<u>656</u>
Line . . . . .	489	659	914	1,091	640
Other than Line . . . . .	23	31	12	55	16

Source: Personnel Requirements and Analysis Division, Directorate of Military Personnel, Hq. USAF.

TABLE 146 - TEMPORARY PROMOTIONS OF OFFICERS TO GENERAL OFFICERS  
BY GRADE TO WHICH PROMOTED - FY 1955

(Table indicates the number of actual promotions by month in which promoted for the periods covered. Temporary promotions covered both regular and non-regular officers. No SCARWAF included.)

DATE	TOTAL	GENERAL	LIEUTENANT GENERAL	MAJOR GENERAL	BRIGADIER GENERAL
<u>FY 1955 - TOTAL</u> . . . . .	<u>82</u>	<u>1</u>	<u>3</u>	<u>29</u>	<u>49</u>
July (1954) . . . . .	25	-	1	7	17
August . . . . .	-	-	-	-	-
September . . . . .	-	-	-	-	-
October . . . . .	52	-	-	20	32
November . . . . .	-	-	-	-	-
December . . . . .	1	-	-	1	-
January (1955) . . . . .	-	-	-	-	-
February . . . . .	-	-	-	-	-
March . . . . .	-	-	-	-	-
April . . . . .	-	-	-	-	-
May . . . . .	3	1	2	-	-
June . . . . .	1	-	-	1	-

Source: Personnel Statistics Division, DCS/Comptroller, Hq. USAF.



TABLE 147 -- OFFICERS SELECTED FOR TEMPORARY PROMOTIONS BY FISCAL YEAR IN WHICH SELECTED --  
FY 1951 THROUGH FY 1955

(Selections made by Selection Boards do not necessarily mean actual promotions, as cancellations may be made because of resignations, etc. The table includes both regular and non-regular officers. The table excludes selections of Captains for promotions accomplished through other than Selection Board actions such as those selected under AFR 36-14. Temporary promotions of Second Lieutenants to First Lieutenants are also excluded as such promotions were not accomplished by action of a Selection Board. Complete data on temporary promotion of lieutenants were not available for this publication. No SCARWAF included.)

GRADE TO WHICH SELECTED <sup>1</sup>	FY 1951	FY 1952	FY 1953	FY 1954	FY 1955
<u>TOTAL</u> . . . . .	<u>15,097</u>	<u>20,933</u>	<u>9,861</u>	<u>7,254</u>	<u>8,365</u>
<u>LINE - TOTAL</u> . . . . .	<u>14,282</u>	<u>19,595</u>	<u>9,153</u>	<u>6,825</u>	<u>7,960</u>
<u>OTHER THAN LINE - TOTAL</u> . . . . .	<u>815</u>	<u>1,338</u>	<u>708</u>	<u>429</u>	<u>409</u>
<u>Colonel - Total</u> . . . . .	<u>740</u>	<u>1,277</u>	<u>560</u>	<u>250</u>	<u>290</u>
Line . . . . .	693	1,200	516	234	276
Other than Line . . . . .	47	77	44	16	14
<u>Lieutenant Colonel - Total</u> . . . . .	<u>1,499</u>	<u>2,607</u>	<u>1,043</u>	<u>598</u>	<u>827</u>
Line . . . . .	1,428	2,426	964	565	798
Other than Line . . . . .	71	181	79	33	29
<u>Major - Total</u> . . . . .	<u>3,591</u>	<u>8,644</u>	<u>2,741</u>	<u>2,140</u>	<u>2,070</u>
Line . . . . .	3,444	8,008	2,430	2,075	2,002
Other than Line . . . . .	147	636	311	65	68
<u>Captain - Total</u> . . . . .	<u>9,267</u>	<u>8,405</u>	<u>5,517</u>	<u>4,266</u>	<u>5,178</u>
Line . . . . .	8,717	7,961	5,243	3,951	4,884
Other than Line . . . . .	550	444	274	315	294

Source: Personnel Requirements and Analysis Division, Directorate of Military Personnel, Hq. USAF.

TABLE 148 - GAINS AND LOSSES OF MILITARY PERSONNEL TO COMMAND STRENGTH - FY 1955

(Table below is a modification of Table 131, FY 1954)

GAIN OR LOSS	TOTAL	JUL (1954)	AUG	SEP	OCT	NOV	DEC	JAN (1955)	FEB	MAR	APR	MAY	JUN
<u>GAIN - TOTAL</u> . . . . .	<u>237,778</u>	<u>21,520</u>	<u>23,461</u>	<u>25,272</u>	<u>23,232</u>	<u>16,854</u>	<u>12,304</u>	<u>28,535</u>	<u>17,134</u>	<u>17,196</u>	<u>19,416</u>	<u>13,988</u>	<u>19,276</u>
<u>OFFICER - TOTAL</u> . . . . .	<u>20,134</u>	<u>1,698</u>	<u>2,053</u>	<u>2,292</u>	<u>1,687</u>	<u>1,335</u>	<u>851</u>	<u>1,315</u>	<u>1,498</u>	<u>1,911</u>	<u>1,709</u>	<u>1,442</u>	<u>2,343</u>
<u>WARRANT OFFICER - TOTAL</u> . . . . .	<u>597</u>	<u>11</u>	<u>20</u>	<u>15</u>	<u>23</u>	<u>6</u>	<u>20</u>	<u>15</u>	<u>13</u>	<u>10</u>	<u>28</u>	<u>25</u>	<u>361</u>
<u>ENLISTED - TOTAL</u> . . . . .	<u>217,097</u>	<u>19,811</u>	<u>21,388</u>	<u>22,965</u>	<u>21,522</u>	<u>15,513</u>	<u>11,433</u>	<u>27,185</u>	<u>15,623</u>	<u>15,275</u>	<u>17,679</u>	<u>12,121</u>	<u>16,572</u>
<u>To Extended Active Duty From Air Force Reserve - Total</u>	<u>12,862</u>	<u>998</u>	<u>1,479</u>	<u>1,840</u>	<u>1,320</u>	<u>915</u>	<u>255</u>	<u>276</u>	<u>250</u>	<u>1,050</u>	<u>1,050</u>	<u>974</u>	<u>1,052</u>
Officer . . . . .	12,422	988	1,469	1,834	1,317	894	218	236	204	990	993	902	977
Warrant Officer . . . . .	1	-	1	-	-	-	-	-	-	-	-	-	-
Enlisted . . . . .	439	10	9	6	3	21	37	40	46	50	57	72	78
<u>To Extended Active Duty From Air National Guard - Total</u>	<u>16</u>	<u>6</u>	<u>2</u>	<u>2</u>	<u>-</u>	<u>4</u>	<u>3</u>	<u>4</u>	<u>7</u>	<u>2</u>	<u>2</u>	<u>1</u>	<u>1</u>
Officer . . . . .	18	3	2	1	-	1	1	2	2	-	2	1	3
Warrant Officer . . . . .	-	-	-	-	-	-	-	-	-	-	-	-	-
Enlisted . . . . .	18	3	-	1	-	3	2	2	5	2	-	-	-
<u>To Extended Active Duty From Retired Status - Total</u>	<u>23</u>	<u>2</u>	<u>-</u>	<u>2</u>	<u>-</u>	<u>-</u>	<u>1</u>	<u>1</u>	<u>6</u>	<u>4</u>	<u>2</u>	<u>1</u>	<u>1</u>
Officer . . . . .	6	3	-	-	-	-	-	1	-	1	1	-	1
Warrant Officer . . . . .	-	-	-	-	-	-	-	-	-	-	-	-	-
Enlisted . . . . .	17	-	-	3	-	-	1	1	6	3	1	1	1
<u>Commissioned In Regular Air Force - Total</u>	<u>31</u>	<u>9</u>	<u>1</u>	<u>3</u>	<u>-</u>	<u>-</u>	<u>-</u>	<u>-</u>	<u>-</u>	<u>5</u>	<u>3</u>	<u>1</u>	<u>2</u>
Officer . . . . .	31	9	1	3	-	-	-	-	-	5	3	1	2
Warrant Officer . . . . .	-	-	-	-	-	-	-	-	-	-	-	-	-
Enlisted . . . . .	-	-	-	-	-	-	-	-	-	-	-	-	-
<u>Commissioned From USMA or USNA - Total</u>	<u>325</u>	<u>-</u>	<u>-</u>	<u>-</u>	<u>-</u>	<u>-</u>	<u>-</u>	<u>-</u>	<u>-</u>	<u>-</u>	<u>-</u>	<u>-</u>	<u>325</u>
Officer . . . . .	325	-	-	-	-	-	-	-	-	-	-	-	325
Warrant Officer . . . . .	-	-	-	-	-	-	-	-	-	-	-	-	-
Enlisted . . . . .	-	-	-	-	-	-	-	-	-	-	-	-	-
<u>Non-Prior Service - Total</u>	<u>158,107</u>	<u>15,197</u>	<u>16,091</u>	<u>17,488</u>	<u>15,920</u>	<u>10,313</u>	<u>7,156</u>	<u>21,061</u>	<u>10,749</u>	<u>10,523</u>	<u>11,019</u>	<u>9,268</u>	<u>13,322</u>
Officer . . . . .	-	-	-	-	-	-	-	-	-	-	-	-	-
Warrant Officer . . . . .	-	-	-	-	-	-	-	-	-	-	-	-	-
Enlisted . . . . .	158,107	15,197	16,091	17,488	15,920	10,313	7,156	21,061	10,749	10,523	11,019	9,268	13,322
<u>Prior Active Military Service - Total</u>	<u>16,369</u>	<u>1,568</u>	<u>1,742</u>	<u>1,545</u>	<u>1,393</u>	<u>1,300</u>	<u>1,119</u>	<u>1,862</u>	<u>1,264</u>	<u>1,250</u>	<u>1,169</u>	<u>1,059</u>	<u>1,098</u>
Officer . . . . .	-	-	-	-	-	-	-	-	-	-	-	-	-
Warrant Officer . . . . .	-	-	-	-	-	-	-	-	-	-	-	-	-
Enlisted . . . . .	16,369	1,568	1,742	1,545	1,393	1,300	1,119	1,862	1,264	1,250	1,169	1,059	1,098

TABLE 148 - GAINS AND LOSSES OF MILITARY PERSONNEL TO COMMAND STRENGTH - FY 1955 (CONTINUED)

(See first page of this table for headnote)

GAIN OR LOSS	TOTAL	JUL (1954)	AUG	SEP	OCT	NOV	DEC	JAN (1955)	FEB	MAR	APR	MAY	JUN
<u>Former Commissioned Officer or Warrant Officer - Total</u>	<u>168</u>	<u>16</u>	<u>15</u>	<u>13</u>	<u>21</u>	<u>15</u>	<u>9</u>	<u>9</u>	<u>5</u>	<u>13</u>	<u>18</u>	<u>11</u>	<u>23</u>
Officer . . . . .	-	-	-	-	-	-	-	-	-	-	-	-	-
Warrant Officer . . . . .	-	-	-	-	-	-	-	-	-	-	-	-	-
Enlisted . . . . .	168	16	15	13	21	15	9	9	5	13	18	11	23
<u>For Aviation Cadet - Total</u>	<u>3,776</u>	<u>514</u>	<u>275</u>	<u>390</u>	<u>434</u>	<u>238</u>	<u>203</u>	<u>605</u>	<u>245</u>	<u>154</u>	<u>327</u>	<u>181</u>	<u>210</u>
Officer . . . . .	-	-	-	-	-	-	-	-	-	-	-	-	-
Warrant Officer . . . . .	-	-	-	-	-	-	-	-	-	-	-	-	-
Enlisted . . . . .	3,776	514	275	390	434	238	203	605	245	154	327	181	210
<u>For Officer Candidate School - Total</u>	<u>3</u>	-	-	-	-	-	<u>1</u>	-	-	<u>1</u>	-	-	<u>1</u>
Officer . . . . .	-	-	-	-	-	-	-	-	-	-	-	-	-
Warrant Officer . . . . .	-	-	-	-	-	-	-	-	-	-	-	-	-
Enlisted . . . . .	3	-	-	-	-	-	1	-	-	1	-	-	1
<u>Airman Within 91 to 180 Days After Separation</u>													
<u>From Air Force - Total</u>	<u>133</u>	-	-	-	-	-	-	-	-	<u>24</u>	<u>22</u>	<u>46</u>	<u>41</u>
Officer . . . . .	-	-	-	-	-	-	-	-	-	-	-	-	-
Warrant Officer . . . . .	-	-	-	-	-	-	-	-	-	-	-	-	-
Enlisted . . . . .	133	-	-	-	-	-	-	-	-	24	22	46	41
<u>Airman Within 90 Days of Separation From</u>													
<u>Regular Air Force - Total</u>	<u>16,327</u>	<u>1,033</u>	<u>1,598</u>	<u>1,731</u>	<u>1,477</u>	<u>1,199</u>	<u>1,350</u>	<u>1,944</u>	<u>1,410</u>	<u>1,366</u>	<u>1,117</u>	<u>953</u>	<u>1,149</u>
Officer . . . . .	-	-	-	-	-	-	-	-	-	-	-	-	-
Warrant Officer . . . . .	-	-	-	-	-	-	-	-	-	-	-	-	-
Enlisted . . . . .	16,327	1,033	1,598	1,731	1,477	1,199	1,350	1,944	1,410	1,366	1,117	953	1,149
<u>SCARWAF for SCARWAF Position - Total</u>	<u>16</u>	-	-	<u>2</u>	<u>4</u>	-	<u>3</u>	<u>2</u>	<u>1</u>	<u>2</u>	-	<u>2</u>	-
Officer . . . . .	-	-	-	-	-	-	-	-	-	-	-	-	-
Warrant Officer . . . . .	-	-	-	-	-	-	-	-	-	-	-	-	-
Enlisted . . . . .	16	-	-	2	4	-	3	2	1	2	-	2	-
<u>Airman Within 90 Days of Separation From Non-Regular</u>													
<u>Air Force Extended Active Duty Status - Total</u>	<u>103</u>	<u>19</u>	<u>18</u>	<u>6</u>	<u>18</u>	<u>8</u>	<u>5</u>	<u>4</u>	<u>10</u>	<u>2</u>	<u>4</u>	<u>3</u>	<u>6</u>
Officer . . . . .	-	-	-	-	-	-	-	-	-	-	-	-	-
Warrant Officer . . . . .	-	-	-	-	-	-	-	-	-	-	-	-	-
Enlisted . . . . .	103	19	18	6	18	8	5	4	10	2	4	3	6
<u>Appointed Warrant Officer or Commissioned Officer</u>													
<u>From Enlisted Status - Total</u>	<u>428</u>	<u>12</u>	<u>10</u>	<u>9</u>	<u>25</u>	<u>1</u>	<u>3</u>	<u>2</u>	<u>4</u>	<u>9</u>	<u>1</u>	<u>1</u>	<u>351</u>
Officer . . . . .	43	12	-	2	10	1	2	1	4	9	1	1	-
Warrant Officer . . . . .	385	-	10	7	15	-	1	1	-	-	-	-	351
Enlisted . . . . .	-	-	-	-	-	-	-	-	-	-	-	-	-

TABLE 148 - GAINS AND LOSSES OF MILITARY PERSONNEL TO COMMAND STRENGTH - FY 1955 (CONTINUED)

(See first page of this table for headnote)

GAIN OR LOSS	TOTAL	JUL (1954)	AUG	SEP	OCT	NOV	DEC	JAN (1955)	FEB	MAR	APR	MAY	JUN
<u>Appointed Warrant Officer From Officer Status or</u>													
<u>Commissioned Officer From Warrant Officer Status -</u>													
Total	12	-	1	-	2	1	-	6	1	-	-	-	1
Officer	10	-	-	-	2	-	-	6	1	-	-	-	1
Warrant Officer	2	-	1	-	-	1	-	-	-	-	-	-	-
Enlisted	-	-	-	-	-	-	-	-	-	-	-	-	-
<u>Commissioned Officer From Officer Candidate School -</u>													
Total	466	1	-	115	-	-	107	-	-	110	-	1	132
Officer	466	1	-	115	-	-	107	-	-	110	-	1	132
Warrant Officer	-	-	-	-	-	-	-	-	-	-	-	-	-
Enlisted	-	-	-	-	-	-	-	-	-	-	-	-	-
<u>Commissioned Officer From Aviation Cadet - Total</u>													
Officer	6,098	593	520	289	312	403	467	300	530	728	589	501	866
Warrant Officer	6,098	593	520	289	312	403	467	300	530	728	589	501	866
Enlisted	-	-	-	-	-	-	-	-	-	-	-	-	-
<u>Assigned From Department of Army or Navy - Total</u>													
Officer	18,570	1,224	1,320	1,432	1,908	2,109	1,346	1,394	1,698	1,683	3,775	363	318
Warrant Officer	697	87	60	48	44	35	54	67	56	68	118	35	25
Enlisted	158	11	8	8	8	5	19	14	13	10	27	25	10
Total	17,715	1,126	1,252	1,376	1,856	2,069	1,273	1,313	1,629	1,605	3,630	303	283
<u>Transferred From Army - Total</u>													
Officer	2	-	-	-	-	-	-	1	1	-	-	-	-
Warrant Officer	2	-	-	-	-	-	-	1	1	-	-	-	-
Enlisted	-	-	-	-	-	-	-	-	-	-	-	-	-
<u>Returned From Desertion - Total</u>													
Officer	3,154	290	354	349	359	303	242	264	212	232	181	191	177
Warrant Officer	3	-	-	-	-	-	1	1	-	-	1	-	-
Enlisted	1	-	-	-	-	-	-	-	-	-	1	-	-
Total	3,150	290	354	349	359	303	241	263	212	232	179	191	177
<u>Returned From Missing or Prisoner of War - Total</u>													
Officer	25	2	-	5	-	-	-	-	1	2	2	3	7
Warrant Officer	4	-	-	-	-	-	-	-	-	-	-	-	4
Enlisted	21	2	-	5	-	-	-	-	1	5	2	3	3
<u>Correction - Deletion of Previously Reported as</u>													
<u>Dropped From Rolls - Total</u>													
Officer	143	16	16	11	16	14	6	14	10	6	10	11	13
Warrant Officer	-	-	-	-	-	-	-	-	-	-	-	-	-
Enlisted	143	16	16	11	16	14	6	14	10	6	10	11	13

TABLE 148 - GAINS AND LOSSES OF MILITARY PERSONNEL TO COMMAND STRENGTH - FY 1955 (CONTINUED)

(See first page of this table for headnote)

GAIN OR LOSS	TOTAL	JUL (1954)	AUG	SEP	OCT	NOV	DEC	JAN (1955)	FEB	MAR	APR	MAY	JUN
<u>Correction of Previously Reported Separation - Total</u>	<u>601</u>	<u>19</u>	<u>19</u>	<u>39</u>	<u>33</u>	<u>31</u>	<u>28</u>	<u>66</u>	<u>30</u>	<u>27</u>	<u>125</u>	<u>17</u>	<u>167</u>
Officer . . . . .	9	2	1	-	2	1	1	1	-	-	1	-	-
Warrant Officer . . . . .	-	-	-	-	-	-	-	-	-	-	-	-	-
Enlisted . . . . .	592	17	18	39	31	30	27	65	30	27	124	17	167
<u>LOSS - TOTAL . . . . .</u>	<u>221,677</u>	<u>16,707</u>	<u>17,966</u>	<u>22,534</u>	<u>18,825</u>	<u>15,174</u>	<u>30,192</u>	<u>23,642</u>	<u>13,856</u>	<u>15,491</u>	<u>15,615</u>	<u>12,773</u>	<u>18,902</u>
<u>OFFICER - TOTAL . . . . .</u>	<u>12,786</u>	<u>1,683</u>	<u>2,060</u>	<u>1,240</u>	<u>950</u>	<u>713</u>	<u>627</u>	<u>648</u>	<u>872</u>	<u>1,115</u>	<u>818</u>	<u>1,060</u>	<u>1,000</u>
<u>WARRANT OFFICER - TOTAL . . . . .</u>	<u>240</u>	<u>15</u>	<u>17</u>	<u>12</u>	<u>18</u>	<u>16</u>	<u>26</u>	<u>42</u>	<u>13</u>	<u>19</u>	<u>20</u>	<u>25</u>	<u>17</u>
<u>ENLISTED - TOTAL . . . . .</u>	<u>208,651</u>	<u>15,009</u>	<u>15,889</u>	<u>21,282</u>	<u>17,857</u>	<u>14,445</u>	<u>29,539</u>	<u>22,952</u>	<u>12,971</u>	<u>14,357</u>	<u>14,777</u>	<u>11,688</u>	<u>17,885</u>
<u>Transferred to Air Force Reserve or Air National Guard Status - Total . . . . .</u>	<u>13,176</u>	<u>1,189</u>	<u>1,556</u>	<u>811</u>	<u>520</u>	<u>496</u>	<u>479</u>	<u>494</u>	<u>681</u>	<u>927</u>	<u>846</u>	<u>1,125</u>	<u>4,052</u>
Officer . . . . .	6,552	920	1,338	641	315	240	296	238	407	648	458	572	479
Warrant Officer . . . . .	13	-	1	-	1	-	-	-	-	3	1	4	3
Enlisted . . . . .	6,611	269	217	170	204	256	183	256	274	276	387	549	3,570
<u>Commissioned or Warrant Officer in Air Force Reserve or Air National Guard Terminated - Total . . . . .</u>	<u>294</u>	<u>81</u>	<u>107</u>	<u>55</u>	<u>51</u>	<u>-</u>	<u>-</u>	<u>-</u>	<u>-</u>	<u>-</u>	<u>-</u>	<u>-</u>	<u>-</u>
Officer . . . . .	294	81	107	55	51	-	-	-	-	-	-	-	-
Warrant Officer . . . . .	-	-	-	-	-	-	-	-	-	-	-	-	-
Enlisted . . . . .	-	-	-	-	-	-	-	-	-	-	-	-	-
<u>Medical Personnel - Total . . . . .</u>	<u>1,896</u>	<u>223</u>	<u>145</u>	<u>90</u>	<u>156</u>	<u>156</u>	<u>50</u>	<u>150</u>	<u>214</u>	<u>189</u>	<u>126</u>	<u>179</u>	<u>218</u>
Officer . . . . .	1,895	223	145	90	156	155	50	150	214	189	126	179	218
Warrant Officer . . . . .	1	-	-	-	-	1	-	-	-	-	-	-	-
Enlisted . . . . .	-	-	-	-	-	-	-	-	-	-	-	-	-
<u>Not Transferred to Reserve Status - Total . . . . .</u>	<u>95,259</u>	<u>4,802</u>	<u>6,336</u>	<u>8,486</u>	<u>7,455</u>	<u>6,606</u>	<u>10,980</u>	<u>14,789</u>	<u>7,661</u>	<u>8,062</u>	<u>8,585</u>	<u>5,199</u>	<u>6,298</u>
Officer . . . . .	-	-	-	-	-	-	-	-	-	-	-	-	-
Warrant Officer . . . . .	-	-	-	-	-	-	-	-	-	-	-	-	-
Enlisted . . . . .	95,259	4,802	6,336	8,486	7,455	6,606	10,980	14,789	7,661	8,062	8,585	5,199	6,298
<u>To Accept Appointment as Warrant Officer - Total . . . . .</u>	<u>408</u>	<u>1</u>	<u>20</u>	<u>8</u>	<u>17</u>	<u>1</u>	<u>1</u>	<u>1</u>	<u>2</u>	<u>2</u>	<u>2</u>	<u>-</u>	<u>353</u>
Officer . . . . .	4	-	-	-	-	1	-	-	-	1	2	-	-
Warrant Officer . . . . .	-	-	-	-	-	-	-	-	-	-	-	-	-
Enlisted . . . . .	404	1	20	8	17	-	1	1	2	1	-	-	353
<u>Officer or Warrant Officer to Enlist - Total . . . . .</u>	<u>56</u>	<u>3</u>	<u>2</u>	<u>6</u>	<u>8</u>	<u>6</u>	<u>6</u>	<u>2</u>	<u>6</u>	<u>5</u>	<u>5</u>	<u>3</u>	<u>1</u>
Officer . . . . .	11	-	-	1	1	1	1	1	2	1	2	1	-
Warrant Officer . . . . .	45	3	5	5	7	5	5	1	4	4	3	2	1
Enlisted . . . . .	-	-	-	-	-	-	-	-	-	-	-	-	-



TABLE 148 - GAINS AND LOSSES OF MILITARY PERSONNEL TO COMMAND STRENGTH - FY 1955 (CONTINUED)

(See first page of this table for headnote)

GAIN OR LOSS'	TOTAL	JUL (1954)	AUG	SEP	OCT	NOV	DEC	JAN (1955)	FEB	MAR	APR	MAY	JUN
<u>Aviation Cadet Eliminee Who has Completed</u>													
<u>Active Duty Commitment - Total</u> . . . . .	220	17	25	24	31	13	12	20	19	15	10	18	16
Officer . . . . .	-	-	-	-	-	-	-	-	-	-	-	-	-
Warrant Officer . . . . .	-	-	-	-	-	-	-	-	-	-	-	-	-
Enlisted . . . . .	220	17	25	24	31	13	12	20	19	15	10	18	16
<u>To Attend Medical or Dental Schools - Total</u> . . . . .	46	1	19	12	3	1	-	-	-	-	3	4	3
Officer . . . . .	-	-	-	-	-	-	-	-	-	-	-	-	-
Warrant Officer . . . . .	-	-	-	-	-	-	-	-	-	-	-	-	-
Enlisted . . . . .	46	1	19	12	3	1	-	-	-	-	3	4	3
<u>To Attend School Other than Medical School - Total</u> . . . . .	13,510	189	419	4,047	2,212	447	806	2,609	516	462	203	344	1,256
Officer . . . . .	-	-	-	-	-	-	-	-	-	-	-	-	-
Warrant Officer . . . . .	-	-	-	-	-	-	-	-	-	-	-	-	-
Enlisted . . . . .	13,510	189	419	4,047	2,212	447	806	2,609	516	462	203	344	1,256
<u>To Accept Employment of a Seasonal Nature - Total</u> . . . . .	3,051	214	228	427	827	271	155	124	97	195	340	67	106
Officer . . . . .	-	-	-	-	-	-	-	-	-	-	-	-	-
Warrant Officer . . . . .	-	-	-	-	-	-	-	-	-	-	-	-	-
Enlisted . . . . .	3,051	214	228	427	827	271	155	124	97	195	340	67	106
<u>Returned From Overseas with Less than Three Months</u>													
<u>Retainability - Total</u> . . . . .	22,762	1,722	2,844	2,258	2,268	2,405	3,085	1,191	1,008	1,294	1,427	1,635	1,625
Officer . . . . .	-	-	-	-	-	-	-	-	-	-	-	-	-
Warrant Officer . . . . .	-	-	-	-	-	-	-	-	-	-	-	-	-
Enlisted . . . . .	22,762	1,722	2,844	2,258	2,268	2,405	3,085	1,191	1,008	1,294	1,427	1,635	1,625
<u>Undue Hardship - Total</u> . . . . .	62	7	11	5	4	5	4	6	3	2	7	4	4
Officer . . . . .	60	6	11	5	3	5	4	6	3	2	7	4	4
Warrant Officer . . . . .	2	1	-	-	1	-	-	-	-	-	-	-	-
Enlisted . . . . .	-	-	-	-	-	-	-	-	-	-	-	-	-
<u>Maximum Age in Grade - Total</u> . . . . .	31	2	5	3	7	4	2	1	3	-	2	1	1
Officer . . . . .	31	2	5	3	7	4	2	1	3	-	2	1	1
Warrant Officer . . . . .	-	-	-	-	-	-	-	-	-	-	-	-	-
Enlisted . . . . .	-	-	-	-	-	-	-	-	-	-	-	-	-
<u>Medical Reasons - Total</u> . . . . .	20	-	2	2	-	6	2	1	-	3	1	2	1
Officer . . . . .	20	-	2	2	-	6	2	1	-	3	1	2	1
Warrant Officer . . . . .	-	-	-	-	-	-	-	-	-	-	-	-	-
Enlisted . . . . .	-	-	-	-	-	-	-	-	-	-	-	-	-

TABLE 148 - GAINS AND LOSSES OF MILITARY PERSONNEL TO COMMAND STRENGTH - FY 1955 (CONTINUED)

(See first page of this table for headnote)

GAIN OR LOSS'	TOTAL	JUL (1954)	AUG	SEP	OCT	NOV	DEC	JAN (1955)	FEB	MAR	APR	MAY	JUN
<u>By Direction of United States Air Force for</u>													
<u>Special Category of Personnel - Total</u> . . . . .	<u>19,471</u>	<u>3,108</u>	<u>1,757</u>	<u>1,727</u>	<u>816</u>	<u>660</u>	<u>9,896</u>	<u>720</u>	<u>228</u>	<u>147</u>	<u>89</u>	<u>105</u>	<u>218</u>
Officer . . . . .	1,215	200	179	172	146	109	57	58	55	87	28	57	67
Warrant Officer . . . . .	8	4	1	-	2	-	-	-	-	-	-	1	-
Enlisted . . . . .	18,248	2,904	1,577	1,555	668	551	9,839	662	173	60	61	47	151
<u>Disloyal or Subversive - Total</u> . . . . .	<u>51</u>	<u>5</u>	<u>12</u>	<u>6</u>	<u>4</u>	<u>2</u>	<u>5</u>	<u>3</u>	<u>3</u>	<u>6</u>	<u>3</u>	<u>1</u>	<u>1</u>
Officer . . . . .	2	-	-	-	-	-	-	-	1	-	-	-	1
Warrant Officer . . . . .	-	-	-	-	-	-	-	-	-	-	-	-	-
Enlisted . . . . .	49	5	12	6	4	2	5	3	2	6	3	1	-
<u>Homosexual - Total</u> . . . . .	<u>969</u>	<u>75</u>	<u>73</u>	<u>72</u>	<u>91</u>	<u>73</u>	<u>72</u>	<u>70</u>	<u>79</u>	<u>100</u>	<u>99</u>	<u>74</u>	<u>91</u>
Officer . . . . .	22	1	3	1	2	1	2	-	3	1	1	3	4
Warrant Officer . . . . .	-	-	-	-	-	-	-	-	-	-	-	-	-
Enlisted . . . . .	947	74	70	71	89	72	70	70	76	99	98	71	87
<u>Conviction by Civil Court - Total</u> . . . . .	<u>824</u>	<u>61</u>	<u>54</u>	<u>49</u>	<u>55</u>	<u>70</u>	<u>58</u>	<u>55</u>	<u>80</u>	<u>94</u>	<u>78</u>	<u>84</u>	<u>86</u>
Officer . . . . .	3	-	1	-	-	-	1	-	-	1	-	-	-
Warrant Officer . . . . .	-	-	-	-	-	-	-	-	-	-	-	-	-
Enlisted . . . . .	821	61	53	49	55	70	57	55	80	93	78	84	86
<u>Dismissal from the Service (Officer and Enlisted)</u>													
<u>Dishonorable or Bad Conduct Discharge, Sentence</u>													
<u>by Court Martial (Enlisted) - Total</u> . . . . .	<u>2,130</u>	<u>221</u>	<u>197</u>	<u>191</u>	<u>163</u>	<u>167</u>	<u>179</u>	<u>164</u>	<u>158</u>	<u>185</u>	<u>174</u>	<u>147</u>	<u>184</u>
Officer . . . . .	5	-	1	-	-	-	2	-	-	-	2	-	-
Warrant Officer . . . . .	-	-	-	-	-	-	-	-	-	-	-	-	-
Enlisted . . . . .	2,125	221	196	191	163	167	177	164	158	185	172	147	184
<u>Substandard Efficiency or Conduct (Officer) - Total</u> . . . . .	<u>69</u>	<u>4</u>	<u>3</u>	<u>4</u>	<u>4</u>	<u>9</u>	<u>5</u>	<u>4</u>	<u>2</u>	<u>9</u>	<u>5</u>	<u>9</u>	<u>11</u>
Officer . . . . .	68	4	3	4	4	9	5	4	2	9	5	9	10
Warrant Officer . . . . .	1	-	-	-	-	-	-	-	-	-	-	-	1
Enlisted . . . . .	-	-	-	-	-	-	-	-	-	-	-	-	-
<u>Inaptitude or Unsuitability (Enlisted) - Total</u> . . . . .	<u>2,716</u>	<u>249</u>	<u>216</u>	<u>289</u>	<u>245</u>	<u>233</u>	<u>208</u>	<u>202</u>	<u>153</u>	<u>194</u>	<u>314</u>	<u>183</u>	<u>230</u>
Officer . . . . .	-	-	-	-	-	-	-	-	-	-	-	-	-
Warrant Officer . . . . .	-	-	-	-	-	-	-	-	-	-	-	-	-
Enlisted . . . . .	2,716	249	216	289	245	233	208	202	153	194	314	183	230
<u>Discharge for Disability - Total</u> . . . . .	<u>3,599</u>	<u>324</u>	<u>285</u>	<u>292</u>	<u>354</u>	<u>291</u>	<u>302</u>	<u>240</u>	<u>199</u>	<u>286</u>	<u>336</u>	<u>324</u>	<u>366</u>
Officer . . . . .	109	13	8	9	13	9	6	9	6	3	18	7	8
Warrant Officer . . . . .	6	-	-	-	-	1	-	-	-	1	1	2	1
Enlisted . . . . .	3,484	311	277	283	341	281	296	231	193	282	317	315	357



TABLE 148 -- GAINS AND LOSSES OF MILITARY PERSONNEL TO COMMAND STRENGTH - FY 1955 (CONTINUED)

(See first page of this table for headnote)

GAIN OR LOSS	TOTAL	JUL (1954)	AUG	SEP	OCT	NOV	DEC	JAN (1955)	FEB	MAR	APR	MAY	JUN
<u>Marriage (Female) - Total</u> . . . . .	<u>1,613</u>	<u>176</u>	<u>189</u>	<u>188</u>	<u>163</u>	<u>150</u>	<u>168</u>	<u>125</u>	<u>110</u>	<u>107</u>	<u>76</u>	<u>88</u>	<u>73</u>
Officer . . . . .	78	8	5	10	8	5	9	-	6	5	5	10	7
Warrant Officer . . . . .	-	-	-	-	-	-	-	-	-	-	-	-	-
Enlisted . . . . .	1,535	168	184	178	155	145	159	125	104	102	71	78	66
<u>Minor Children (Female) - Total</u> . . . . .	<u>44</u>	<u>8</u>	<u>4</u>	<u>6</u>	<u>3</u>	<u>1</u>	<u>1</u>	<u>4</u>	<u>3</u>	<u>6</u>	<u>3</u>	<u>2</u>	<u>3</u>
Officer . . . . .	7	1	-	1	1	-	-	-	-	2	1	-	1
Warrant Officer . . . . .	-	-	-	-	-	-	-	-	-	-	-	-	-
Enlisted . . . . .	37	7	4	5	2	1	1	4	3	4	2	2	2
<u>Pregnancy (Female) - Total</u> . . . . .	<u>1,363</u>	<u>133</u>	<u>147</u>	<u>122</u>	<u>121</u>	<u>91</u>	<u>94</u>	<u>92</u>	<u>97</u>	<u>126</u>	<u>118</u>	<u>102</u>	<u>120</u>
Officer . . . . .	227	22	20	25	26	17	15	20	21	14	17	16	14
Warrant Officer . . . . .	1	-	-	-	-	-	-	-	1	-	-	-	-
Enlisted . . . . .	1,135	111	127	97	95	74	79	72	75	112	101	86	106
<u>Fraudulent Enlistment - Total</u> . . . . .	<u>1,658</u>	<u>134</u>	<u>109</u>	<u>154</u>	<u>160</u>	<u>170</u>	<u>139</u>	<u>133</u>	<u>139</u>	<u>159</u>	<u>98</u>	<u>130</u>	<u>133</u>
Officer . . . . .	-	-	-	-	-	-	-	-	-	-	-	-	-
Warrant Officer . . . . .	-	-	-	-	-	-	-	-	-	-	-	-	-
Enlisted . . . . .	1,658	134	109	154	160	170	139	133	139	159	98	130	133
<u>Dependency or Hardship - Total</u> . . . . .	<u>4,162</u>	<u>518</u>	<u>503</u>	<u>461</u>	<u>428</u>	<u>347</u>	<u>340</u>	<u>239</u>	<u>246</u>	<u>302</u>	<u>282</u>	<u>260</u>	<u>236</u>
Officer . . . . .	-	-	-	-	-	-	-	-	-	-	-	-	-
Warrant Officer . . . . .	-	-	-	-	-	-	-	-	-	-	-	-	-
Enlisted . . . . .	4,162	518	503	461	428	347	340	239	246	302	282	260	236
<u>Minority - Total</u> . . . . .	<u>1,083</u>	<u>85</u>	<u>73</u>	<u>101</u>	<u>81</u>	<u>69</u>	<u>111</u>	<u>72</u>	<u>103</u>	<u>90</u>	<u>94</u>	<u>91</u>	<u>113</u>
Officer . . . . .	-	-	-	-	-	-	-	-	-	-	-	-	-
Warrant Officer . . . . .	-	-	-	-	-	-	-	-	-	-	-	-	-
Enlisted . . . . .	1,083	85	73	101	81	69	111	72	103	90	94	91	113
<u>Hardship - Total</u> . . . . .	<u>274</u>	<u>8</u>	<u>9</u>	<u>35</u>	<u>34</u>	<u>23</u>	<u>38</u>	<u>14</u>	<u>19</u>	<u>13</u>	<u>20</u>	<u>25</u>	<u>36</u>
Officer . . . . .	264	7	8	35	32	22	36	14	19	13	20	23	35
Warrant Officer . . . . .	10	1	1	-	2	1	2	-	-	-	-	2	1
Enlisted . . . . .	-	-	-	-	-	-	-	-	-	-	-	-	-
<u>National Health, Safety of Interest - Total</u> . . . . .	<u>15</u>	<u>-</u>	<u>3</u>	<u>2</u>	<u>1</u>	<u>3</u>	<u>-</u>	<u>1</u>	<u>1</u>	<u>-</u>	<u>1</u>	<u>-</u>	<u>3</u>
Officer . . . . .	14	-	3	2	1	3	-	-	1	-	1	-	3
Warrant Officer . . . . .	1	-	-	-	-	-	-	1	-	-	-	-	-
Enlisted . . . . .	-	-	-	-	-	-	-	-	-	-	-	-	-
<u>Unconditional - Total</u> . . . . .	<u>2,122</u>	<u>365</u>	<u>354</u>	<u>257</u>	<u>200</u>	<u>173</u>	<u>172</u>	<u>123</u>	<u>116</u>	<u>101</u>	<u>76</u>	<u>81</u>	<u>104</u>
Officer . . . . .	169	51	39	18	9	8	10	8	3	3	1	4	15
Warrant Officer . . . . .	8	2	3	1	-	-	-	1	-	-	-	-	1
Enlisted . . . . .	1,945	312	312	238	191	165	162	114	113	98	75	77	88

TABLE 148 - GAINS AND LOSSES OF MILITARY PERSONNEL TO COMMAND STRENGTH - FY 1955 (CONTINUED)

(See first page of this table for headnote)

GAIN OR LOSS	TOTAL	JUL (1954)	AUG	SEP	OCT	NOV	DEC	JAN (1955)	FEB	MAR	APR	MAY	JUN
<u>In Lieu of Demotion or Elimination From the Service - Total</u>	<u>113</u>	<u>14</u>	<u>10</u>	<u>21</u>	<u>4</u>	<u>6</u>	<u>6</u>	<u>13</u>	<u>7</u>	<u>9</u>	<u>6</u>	<u>10</u>	<u>7</u>
Officer	79	12	5	11	3	4	6	10	7	7	2	6	6
Warrant Officer	2	-	-	1	-	-	-	-	-	-	-	1	-
Enlisted	32	2	5	9	1	2	-	3	-	2	4	3	1
<u>For the Good of the Service or in Lieu of Trial by Courts Martial - Total</u>	<u>178</u>	<u>16</u>	<u>17</u>	<u>19</u>	<u>20</u>	<u>5</u>	<u>15</u>	<u>16</u>	<u>9</u>	<u>15</u>	<u>22</u>	<u>17</u>	<u>7</u>
Officer	130	7	11	16	17	4	8	12	6	14	18	12	5
Warrant Officer	4	-	-	-	-	-	2	1	-	-	-	1	-
Enlisted	44	9	6	3	3	1	5	3	3	1	4	4	2
<u>In Lieu of Board Action - Total</u>	<u>30</u>	<u>6</u>	<u>1</u>	<u>1</u>	<u>5</u>	<u>2</u>	<u>6</u>	<u>3</u>	<u>4</u>	<u>2</u>	-	-	-
Officer	-	-	-	-	-	-	-	-	-	-	-	-	-
Warrant Officer	-	-	-	-	-	-	-	-	-	-	-	-	-
Enlisted	30	6	1	1	5	2	6	3	4	2	-	-	-
<u>Unfitness (Character) - Total</u>	<u>4,286</u>	<u>467</u>	<u>406</u>	<u>525</u>	<u>469</u>	<u>420</u>	<u>387</u>	<u>270</u>	<u>204</u>	<u>246</u>	<u>311</u>	<u>285</u>	<u>296</u>
Officer	-	-	-	-	-	-	-	-	-	-	-	-	-
Warrant Officer	-	-	-	-	-	-	-	-	-	-	-	-	-
Enlisted	4,286	467	406	525	469	420	387	270	204	246	311	285	296
<u>Physical Unfitness - Total</u>	<u>57</u>	<u>11</u>	<u>4</u>	<u>9</u>	<u>4</u>	<u>1</u>	<u>5</u>	<u>5</u>	<u>4</u>	<u>3</u>	<u>3</u>	<u>5</u>	<u>3</u>
Officer	-	-	-	-	-	-	-	-	-	-	-	-	-
Warrant Officer	-	-	-	-	-	-	-	-	-	-	-	-	-
Enlisted	57	11	4	9	4	1	5	5	4	3	3	5	3
<u>Regular Officer Twice Passed Over for Promotion - Total</u>	<u>12</u>	-	<u>3</u>	<u>1</u>	-	-	-	<u>2</u>	<u>3</u>	-	-	<u>2</u>	<u>1</u>
Officer	12	-	3	1	-	-	-	2	3	-	-	2	1
Warrant Officer	-	-	-	-	-	-	-	-	-	-	-	-	-
Enlisted	-	-	-	-	-	-	-	-	-	-	-	-	-
<u>Revocation of Commission or Termination of Warrant Officer Appointment - Total</u>	<u>29</u>	<u>1</u>	<u>4</u>	-	<u>2</u>	<u>1</u>	<u>4</u>	<u>3</u>	<u>1</u>	<u>5</u>	<u>3</u>	<u>4</u>	<u>1</u>
Officer	28	1	4	-	2	1	4	3	1	5	3	4	1
Warrant Officer	1	-	-	-	-	-	1	-	-	-	-	-	-
Enlisted	-	-	-	-	-	-	-	-	-	-	-	-	-
<u>Removal From Active List (Regular Officers) - Total</u>	<u>30</u>	<u>3</u>	<u>2</u>	<u>4</u>	-	<u>1</u>	<u>7</u>	<u>1</u>	<u>1</u>	<u>2</u>	<u>3</u>	<u>2</u>	<u>4</u>
Officer	30	3	2	4	-	1	7	1	1	2	3	2	4
Warrant Officer	-	-	-	-	-	-	-	-	-	-	-	-	-
Enlisted	-	-	-	-	-	-	-	-	-	-	-	-	-
<u>Deaths - Total</u>	<u>1,836</u>	<u>154</u>	<u>171</u>	<u>144</u>	<u>210</u>	<u>116</u>	<u>158</u>	<u>132</u>	<u>127</u>	<u>156</u>	<u>130</u>	<u>164</u>	<u>174</u>
Officer	555	41	57	35	74	36	42	38	47	55	36	48	46
Warrant Officer	10	-	-	1	1	1	2	1	1	1	1	-	1
Enlisted	1,271	113	114	108	135	79	114	93	79	100	93	116	127

TABLE 148 - GAINS AND LOSSES OF MILITARY PERSONNEL TO COMMAND STRENGTH - FY 1955 (CONTINUED)

(See first page of this table for headnote)

GAIN OR LOSS	TOTAL	JUL (1954)	AUG	SEP	OCT	NOV	DEC	JAN (1955)	FEB	MAR	APR	MAY	JUN
<u>Assigned to Department of Army or Navy - Total</u> . . . . .	8,428	743	350	478	646	637	1,092	712	551	659	618	1,021	921
Officer . . . . .	368	33	38	39	23	20	14	21	24	18	30	65	43
Warrant Officer . . . . .	46	4	5	2	2	2	6	4	3	3	7	4	4
Enlisted . . . . .	8,014	706	307	437	621	615	1,072	687	524	638	581	952	874
<u>As Absentee or Deserter - Total</u> . . . . .	3,137	401	384	355	336	240	215	189	176	179	209	210	243
Officer . . . . .	4	-	2	-	-	-	-	-	1	-	-	-	1
Warrant Officer . . . . .	2	-	-	1	-	-	-	-	-	-	1	-	-
Enlisted . . . . .	3,131	401	382	354	336	240	215	189	175	179	208	210	242
<u>As Prisoner - Total</u> . . . . .	567	37	62	62	36	46	39	40	65	40	41	49	50
Officer . . . . .	6	-	-	-	-	-	-	1	2	-	-	1	1
Warrant Officer . . . . .	1	-	-	1	1	-	-	-	-	-	-	-	-
Enlisted . . . . .	560	37	62	62	35	46	39	39	64	38	41	48	49
<u>As Missing or Prisoner of War - Total</u> . . . . .	70	1	3	6	7	17	4	11	9	7	-	3	2
Officer . . . . .	37	-	2	4	6	2	3	9	4	4	-	3	-
Warrant Officer . . . . .	-	-	-	-	-	-	-	-	-	-	-	-	-
Enlisted . . . . .	33	1	1	2	1	15	1	2	5	3	-	-	2
<u>Correction of Previously Reported as Gained From</u>													
<u>Dropped From Unit Rolls - Total</u> . . . . .	44	6	4	1	2	10	2	4	2	5	4	3	1
Officer . . . . .	-	-	-	-	-	-	-	-	-	-	-	-	-
Warrant Officer . . . . .	-	-	-	-	-	-	-	-	-	-	-	-	-
Enlisted . . . . .	44	6	4	1	2	10	2	4	2	5	4	3	1
<u>Non-Disability - Total</u> . . . . .	792	77	57	67	51	72	75	89	64	57	68	52	63
Officer . . . . .	145	9	13	11	13	18	14	16	13	9	10	9	10
Warrant Officer . . . . .	51	-	1	-	-	2	6	23	2	5	5	5	2
Enlisted . . . . .	596	68	43	56	38	52	55	50	49	43	53	38	51
<u>Disability - Total</u> . . . . .	1,473	152	158	162	100	121	125	108	83	110	119	107	128
Officer . . . . .	175	19	30	23	12	16	16	8	8	12	10	11	10
Warrant Officer . . . . .	9	-	-	1	-	1	-	1	-	1	1	2	1
Enlisted . . . . .	1,289	133	128	138	88	104	108	99	75	97	108	94	117
<u>Correction of Previously Reported Accession - Total</u> . . . . .	514	20	59	39	63	110	65	54	23	25	25	23	8
Officer . . . . .	148	15	15	20	18	15	15	17	10	5	8	8	2
Warrant Officer . . . . .	3	-	-	-	-	2	-	1	-	-	-	-	-
Enlisted . . . . .	363	5	44	19	45	93	50	36	13	20	17	15	6

Source: Personnel Statistics Division, Directorate of Statistical Services, DCS/Comptroller

TABLE 149 - GAINS AND LOSSES OF FEMALE MILITARY PERSONNEL TO COMMAND STRENGTH - FY 1955

(Table below is a modification of Table 132, FY 1954. Figures in parentheses represent WAF Officers only and are included in open figures which include both Air Force Nurses/Women's Medical Specialists Officers. Data below included in "Gains and Losses of Military Personnel to Command Strength" table.)

GAIN OR LOSS	TOTAL	JUL (1954)	AUG	SEP	OCT	NOV	DEC	JAN (1955)	FEB	MAR	APR	MAY	JUN
<u>GAIN - TOTAL</u>	(17) 3,858	321	393	(1) 415	(1) 440	360	(2) 216	264	(1) 252	(6) 273	277	298	(6) 349
OFFICERS - TOTAL . . . . .	(17) 359	22	12	(1) 28	(1) 14	73	(2) 10	38	(1) 33	(6) 38	30	20	(6) 41
WARRANT OFFICERS - TOTAL . . . . .	1	-	-	-	-	-	-	-	-	-	-	-	1
ENLISTED - TOTAL . . . . .	3,498	299	381	387	426	287	206	226	219	235	247	278	307
<u>To Extended Active Duty From Air Force</u>													
Reserve - Total . . . . .	(2) 348	21	12	27	(1) 14	74	7	39	(1) 35	32	31	20	36
Officer . . . . .	(2) 342	21	12	27	(1) 14	73	7	38	(1) 33	32	30	20	35
Warrant Officer . . . . .	-	-	-	-	-	-	-	-	-	-	-	-	-
Enlisted . . . . .	6	-	-	-	-	1	-	1	2	-	1	-	1
<u>To Extended Active Duty From Retired</u>													
Status - Total . . . . .	1	1	-	-	-	-	-	-	-	-	-	-	-
Officer . . . . .	1	1	-	-	-	-	-	-	-	-	-	-	-
Warrant Officer . . . . .	-	-	-	-	-	-	-	-	-	-	-	-	-
Enlisted . . . . .	-	-	-	-	-	-	-	-	-	-	-	-	-
<u>Non Prior Service - Total</u> . . . . .	3,214	287	373	372	401	263	188	200	193	205	219	238	275
Officer . . . . .	-	-	-	-	-	-	-	-	-	-	-	-	-
Warrant Officer . . . . .	-	-	-	-	-	-	-	-	-	-	-	-	-
Enlisted . . . . .	3,214	287	373	372	401	263	188	200	193	205	219	238	275
<u>Prior Active Military Service - Total</u> . . . . .	74	6	2	4	10	7	5	5	8	10	4	8	5
Officer . . . . .	-	-	-	-	-	-	-	-	-	-	-	-	-
Warrant Officer . . . . .	-	-	-	-	-	-	-	-	-	-	-	-	-
Enlisted . . . . .	74	6	2	4	10	7	5	5	8	10	4	8	5
<u>Former Commissioned Officer or Warrant</u>													
Officer - Total . . . . .	1	-	-	-	1	-	-	-	-	-	-	-	-
Officer . . . . .	-	-	-	-	-	-	-	-	-	-	-	-	-
Warrant Officer . . . . .	-	-	-	-	-	-	-	-	-	-	-	-	-
Enlisted . . . . .	1	-	-	-	1	-	-	-	-	-	-	-	-
<u>For Officer Candidate School - Total</u> . . . . .	3	-	-	-	-	-	1	-	-	1	-	-	1
Officer . . . . .	-	-	-	-	-	-	-	-	-	-	-	-	-
Warrant Officer . . . . .	-	-	-	-	-	-	-	-	-	-	-	-	-
Enlisted . . . . .	3	-	-	-	-	-	1	-	-	1	-	-	1
<u>Airman Within 91 to 180 Days After</u>													
Separation From Air Force - Total . . . . .	3	-	-	-	-	-	-	-	-	-	1	2	-
Officer . . . . .	-	-	-	-	-	-	-	-	-	-	-	-	-
Warrant Officer . . . . .	-	-	-	-	-	-	-	-	-	-	-	-	-
Enlisted . . . . .	3	-	-	-	-	-	-	-	-	-	1	2	-

TABLE 149 - GAINS AND LOSSES OF FEMALE MILITARY PERSONNEL TO COMMAND STRENGTH - FY 1955 (CONTINUED)

(See first page of this table for headnote.)

GAIN OR LOSS	TOTAL	JUL (1954)	AUG	SEP	OCT	NOV	DEC	JAN (1955)	FEB	MAR	APR	MAY	JUN
<u>Airman Within 90 Days of Separation</u>													
From Regular Air Force - Total . . . . .	190	6	6	9	13	15	12	18	16	18	22	30	25
Officer . . . . .	-	-	-	-	-	-	-	-	-	-	-	-	-
Warrant Officers . . . . .	-	-	-	-	-	-	-	-	-	-	-	-	-
Enlisted . . . . .	190	6	6	9	13	15	12	18	16	18	22	30	25
<u>Appointed Warrant Officer Or Commissioned</u>													
Officer From Enlisted Status - Total . . . . .	(1) 2	-	-	-	-	-	-	-	-	(1)	1	-	1
Officer . . . . .	(1) 1	-	-	-	-	-	-	-	-	(1)	1	-	1
Warrant Officer . . . . .	1	-	-	-	-	-	-	-	-	-	-	-	-
Enlisted . . . . .	-	-	-	-	-	-	-	-	-	-	-	-	-
<u>Commissioned Officers From Officer</u>													
Candidate School - Total . . . . .	(14) 14	-	-	(1) 1	-	-	(2) 2	-	-	(5) 5	-	-	(6) 6
Officer . . . . .	(14) 14	-	-	(1) 1	-	-	(2) 2	-	-	(5) 5	-	-	(6) 6
Warrant Officer . . . . .	-	-	-	-	-	-	-	-	-	-	-	-	-
Enlisted . . . . .	-	-	-	-	-	-	-	-	-	-	-	-	-
<u>Returned From Desertion - Total</u> . . . . .	2	-	-	-	-	1	1	-	-	-	-	-	-
Officer . . . . .	1	-	-	-	-	-	1	-	-	-	-	-	-
Warrant Officer . . . . .	-	-	-	-	-	-	-	-	-	-	-	-	-
Enlisted . . . . .	1	-	-	-	-	1	-	-	-	-	-	-	-
<u>Correction-Deletion Of Previously</u>													
Reported As Dropped From Rolls - Total . . . . .	1	-	-	-	1	-	-	-	-	-	-	-	-
Officer . . . . .	-	-	-	-	-	-	-	-	-	-	-	-	-
Warrant Officer . . . . .	-	-	-	-	-	-	-	-	-	-	-	-	-
Enlisted . . . . .	1	-	-	-	1	-	-	-	-	-	-	-	-
<u>Correction Of Previously Reported S</u>													
Separation - Total . . . . .	5	-	-	2	-	-	-	2	-	1	-	-	-
Officer . . . . .	-	-	-	-	-	-	-	-	-	-	-	-	-
Warrant Officer . . . . .	-	-	-	-	-	-	-	-	-	-	-	-	-
Enlisted . . . . .	5	-	-	2	-	-	-	2	-	1	-	-	-
<u>LOSS - TOTAL</u> . . . . .	(103) 5,723	(6) 444	(2) 472	(19) 498	(8) 458	(4) 414	(7) 423	(6) 549	(12) 478	(12) 503	(7) 472	(10) 416	(10) 596
<u>OFFICERS - TOTAL</u> . . . . .	(103) 817	(6) 64	(2) 63	(19) 70	(8) 79	(4) 66	(7) 64	(6) 59	(12) 67	(12) 72	(7) 56	(10) 83	(10) 74
<u>WARRANT OFFICERS - TOTAL</u> . . . . .	1	-	-	-	-	-	-	-	1	-	-	-	-
<u>ENLISTED - TOTAL</u> . . . . .	4,905	380	409	428	379	348	359	490	410	431	416	333	522
<u>Transferred To Air Force Reserve Or</u>													
Air National Guard Status - Total . . . . .	(10) 74	4	2	(2) 3	2	10	8	(1) 13	(2) 9	(1) 10	(1) 5	(2) 5	(1) 3
Officer . . . . .	(10) 66	4	1	(2) 3	1	8	8	(1) 11	(2) 7	(1) 10	(1) 5	(2) 5	(1) 3
Warrant Officer . . . . .	-	-	-	-	-	-	-	-	-	-	-	-	-
Enlisted . . . . .	8	-	1	-	1	2	-	2	2	-	-	-	-

TABLE 149 - GAINS AND LOSSES OF FEMALE MILITARY PERSONNEL TO COMMAND STRENGTH - FY 1955 (CONTINUED)

(See first page of this table for headnote.)

GAIN OR LOSS	TOTAL	JUL (1954)	AUG	SEP	OCT	NOV	DEC	JAN (1955)	FEB	MAR	APR	MAY	JUN
<u>Commission or Warrant Officer in Air Force Reserve or Air National Guard</u>													
<u>Terminated - Total</u> . . . . .	4	-	-	3	1	-	-	-	-	-	-	-	-
Officer . . . . .	4	-	-	3	1	-	-	-	-	-	-	-	-
Warrant Officer . . . . .	-	-	-	-	-	-	-	-	-	-	-	-	-
Enlisted . . . . .	-	-	-	-	-	-	-	-	-	-	-	-	-
<u>Medical Personnel - Total</u> . . . . .	(8) 353	23	31	22	34	25	19	24	26	(1) 36	24	48	(1) 41
Officer . . . . .	(2) 353	23	31	22	34	25	19	24	26	(1) 36	24	48	(1) 41
Warrant Officer . . . . .	-	-	-	-	-	-	-	-	-	-	-	-	-
Enlisted . . . . .	-	-	-	-	-	-	-	-	-	-	-	-	-
<u>Not Transferred to Reserve Status - Total</u>	1,198	19	35	55	61	74	33	170	136	148	153	111	203
Officer . . . . .	-	-	-	-	-	-	-	-	-	-	-	-	-
Warrant Officer . . . . .	-	-	-	-	-	-	-	-	-	-	-	-	-
Enlisted . . . . .	1,198	19	35	55	61	74	33	170	136	148	153	111	203
<u>To Accept Appointment as Warrant Officer - Total</u>													
Officer . . . . .	1	-	-	-	-	-	-	-	-	-	-	-	1
Officer . . . . .	-	-	-	-	-	-	-	-	-	-	-	-	-
Warrant Officer . . . . .	-	-	-	-	-	-	-	-	-	-	-	-	-
Enlisted . . . . .	1	-	-	-	-	-	-	-	-	-	-	-	1
<u>To Accept Public Office or Essential to National Health, Safety or Interest - Total</u>													
Officer . . . . .	(1) 2	-	-	-	(1) 2	-	-	-	2	2	-	-	3
Officer . . . . .	(1) 2	-	-	-	(1) 2	-	-	-	-	-	-	-	-
Warrant Officer . . . . .	-	-	-	-	-	-	-	-	-	-	-	-	-
Enlisted . . . . .	7	-	-	-	-	-	-	-	2	2	-	-	3
<u>To Accept Commission as Officer in Air Force (Other Than Officer Candidate School or Aviation Cadet) - Total</u>													
Officer . . . . .	2	-	-	-	1	-	-	-	-	1	-	-	-
Officer . . . . .	-	-	-	-	-	-	-	-	-	-	-	-	-
Warrant Officer . . . . .	-	-	-	-	-	-	-	-	-	-	-	-	-
Enlisted . . . . .	2	-	-	-	1	-	-	-	-	1	-	-	-
<u>To Accept Commission as Officer From Officer Candidate School - Total</u>													
Officer . . . . .	14	-	-	1	-	-	2	-	-	5	-	-	6
Officer . . . . .	-	-	-	-	-	-	-	-	-	-	-	-	-
Warrant Officer . . . . .	-	-	-	-	-	-	-	-	-	-	-	-	-
Enlisted . . . . .	14	-	-	1	-	-	2	-	-	5	-	-	6

TABLE 149 - GAINS AND LOSSES OF FEMALE MILITARY PERSONNEL TO COMMAND STRENGTH - FY 1955 (CONTINUED)

(See first page of this table for headnote)

GAIN OR LOSS	TOTAL	JUL (1954)	AUG	SEP	OCT	NOV	DEC	JAN (1955)	FEB	MAR	APR	MAY	JUN
<u>To Attend US Military Academy or US Naval Academy or US Air Force Academy or Their Preparatory Schools -</u>													
<u>Total</u> . . . . .	1	-	1	-	-	-	-	-	-	-	-	-	-
Officer . . . . .	-	-	-	-	-	-	-	-	-	-	-	-	-
Warrant Officer . . . . .	-	-	-	-	-	-	-	-	-	-	-	-	-
Enlisted . . . . .	1	-	1	-	-	-	-	-	-	-	-	-	-
<u>To Attend Medical or Dental Schools -</u>													
<u>Total</u> . . . . .	2	-	-	-	-	-	-	-	-	-	-	2	-
Officer . . . . .	-	-	-	-	-	-	-	-	-	-	-	-	-
Warrant Officer . . . . .	-	-	-	-	-	-	-	-	-	-	-	-	-
Enlisted . . . . .	2	-	-	-	-	-	-	-	-	-	-	2	-
<u>To Attend School Other Than Medical School - Total</u> . . . . .	73	2	3	13	6	1	-	24	6	3	1	-	14
Officer . . . . .	-	-	-	-	-	-	-	-	-	-	-	-	-
Warrant Officer . . . . .	-	-	-	-	-	-	-	-	-	-	-	-	-
Enlisted . . . . .	73	2	3	13	6	1	-	24	6	3	1	-	14
<u>To Accept Employment of a Seasonal Nature - Total</u> . . . . .	6	-	1	-	-	-	-	-	2	-	-	-	3
Officer . . . . .	-	-	-	-	-	-	-	-	-	-	-	-	-
Warrant Officer . . . . .	-	-	-	-	-	-	-	-	-	-	-	-	-
Enlisted . . . . .	6	-	1	1	-	-	-	-	2	-	-	-	3
<u>Returned From Overseas With Less Than Three Months Retainability - Total</u> . . . . .	255	20	22	34	20	10	23	20	26	22	22	13	23
Officer . . . . .	-	-	-	-	-	-	-	-	-	-	-	-	-
Warrant Officer . . . . .	-	-	-	-	-	-	-	-	-	-	-	-	-
Enlisted . . . . .	255	20	22	34	20	10	23	20	26	22	22	13	23
<u>Undue Hardship - Total</u> . . . . .	(1) 2	(1) 1	1	-	-	1	2	-	-	-	-	-	-
Officer . . . . .	(1) 5	(1) 1	1	-	-	1	2	-	-	-	-	-	-
Warrant Officer . . . . .	-	-	-	-	-	-	-	-	-	-	-	-	-
Enlisted . . . . .	-	-	-	-	-	-	-	-	-	-	-	-	-
<u>Medical Reasons - Total</u> . . . . .	2	-	-	-	-	1	-	-	-	1	-	-	-
Officer . . . . .	2	-	-	-	-	1	-	-	-	1	-	-	-
Warrant Officer . . . . .	-	-	-	-	-	-	-	-	-	-	-	-	-
Enlisted . . . . .	-	-	-	-	-	-	-	-	-	-	-	-	-

TABLE 149 - GAINS AND LOSSES OF FEMALE MILITARY PERSONNEL TO COMMAND STRENGTH - FY 1955 (CONTINUED)

(See first page of this table for headnote.)

GAIN OR LOSS	TOTAL	JUL (1954)	AUG	SEP	OCT	NOV	DEC	JAN (1955)	FEB	MAR	APR	MAY	JUN
<u>By Direction of US Air Force For Special Category of Personnel - Total</u> . . . . .	(10) 277	(2) 26	-	(3) 11	6	5	(1) 39	42	23	(2) 12	41	9	(2) 63
Officer . . . . .	(10) 30	(2) 2	-	(3) 5	4	3	(1) 4	-	3	(2) 2	2	1	(2) 4
Warrant Officer . . . . .	-	-	-	-	-	-	-	-	-	-	-	-	-
Enlisted . . . . .	247	24	-	6	2	2	35	42	20	10	39	8	59
<u>Disloyal or Subversive - Total</u> . . . . .	3	-	-	-	-	-	-	2	-	-	1	-	-
Officer . . . . .	-	-	-	-	-	-	-	-	-	-	-	-	-
Warrant Officer . . . . .	-	-	-	-	-	-	-	-	-	-	-	-	-
Enlisted . . . . .	3	-	-	-	-	-	-	2	-	-	1	-	-
<u>Homosexual - Total</u> . . . . .	(1) 62	5	6	2	7	5	3	2	5	9	(1) 10	4	4
Officer . . . . .	(1) 1	-	-	-	-	-	-	-	-	-	(1) 1	-	-
Warrant Officer . . . . .	-	-	-	-	-	-	-	-	-	-	-	-	-
Enlisted . . . . .	61	5	6	2	7	5	3	2	5	9	9	4	4
<u>Dismissal From the Service (Officer and Enlisted) Dishonorable or Bad Conduct Discharge, Sentence by Court Martial (Enlisted) - Total</u> . . . . .	4	1	-	-	-	1	1	-	1	-	-	-	-
Officer . . . . .	1	-	-	-	-	-	1	-	-	-	-	-	-
Warrant Officer . . . . .	-	-	-	-	-	-	-	-	-	-	-	-	-
Enlisted . . . . .	3	1	-	-	-	1	-	-	1	-	-	-	-
<u>Substandard Efficiency or Conduct (Officer) - Total</u> . . . . .	3	-	-	-	-	-	1	-	-	1	-	1	-
Officer . . . . .	3	-	-	-	-	-	1	-	-	1	-	1	-
Warrant Officer . . . . .	-	-	-	-	-	-	-	-	-	-	-	-	-
Enlisted . . . . .	-	-	-	-	-	-	-	-	-	-	-	-	-
<u>Inaptitude or Unsuitability (Enlisted) - Total</u> . . . . .	117	13	6	15	15	13	7	10	8	4	8	8	10
Officer . . . . .	-	-	-	-	-	-	-	-	-	-	-	-	-
Warrant Officer . . . . .	-	-	-	-	-	-	-	-	-	-	-	-	-
Enlisted . . . . .	117	13	6	15	15	13	7	10	8	4	8	8	10
<u>Discharge for Disability - Total</u> . . . . .	70	3	6	6	5	9	9	1	6	3	4	8	10
Officer . . . . .	6	2	2	1	-	2	-	-	-	-	-	-	1
Warrant Officer . . . . .	-	-	-	-	-	-	-	-	-	-	-	-	-
Enlisted . . . . .	64	3	4	5	5	7	9	1	6	3	4	8	9
<u>Marriage - Total</u> . . . . .	(28) 1,613	(2) 176	(1) 189	(8) 188	(3) 163	150	(3) 168	125	(4) 110	(1) 107	76	(5) 88	(1) 73
Officer . . . . .	(28) 78	(2) 8	(1) 5	(8) 10	(3) 8	5	(3) 9	-	(4) 6	(1) 5	5	(5) 10	(1) 7
Warrant Officer . . . . .	-	-	-	-	-	-	-	-	-	-	-	-	-
Enlisted . . . . .	1,535	168	184	178	155	145	159	125	104	102	71	78	66



TABLE 149 - GAINS AND LOSSES OF FEMALE MILITARY PERSONNEL TO COMMAND STRENGTH - FY 1955 (CONTINUED)

(See first page of this table for headnote.)

GAIN OR LOSS	TOTAL	JUL (1954)	AUG	SEP	OCT	NOV	DEC	JAN (1955)	FEB	MAR	APR	MAY	JUN
<u>Minor Children - Total</u>	(3) 44	8	4	6	3	1	1	4	3	(1) 6	(1) 3	2	(1) 3
Officer . . . . .	(3) 7	1	-	1	1	-	-	-	-	(1) 2	(1) 1	-	(1) 1
Warrant Officer . . . . .	-	-	-	-	-	-	-	-	-	-	-	-	-
Enlisted . . . . .	37	7	4	5	2	1	1	4	3	4	2	2	2
<u>Pregnancy - Total</u>	(40) 1,363	(1) 133	(1) 147	(6) 122	(3) 121	(3) 91	(2) 94	(5) 92	(4) 97	(5) 126	(4) 118	(3) 102	(3) 120
Officer . . . . .	(40) 227	(1) 22	(1) 20	(6) 25	(3) 26	(3) 17	(2) 15	(5) 20	(4) 21	(5) 14	(4) 17	(3) 16	(3) 14
Warrant Officer . . . . .	1	-	-	-	-	-	-	-	1	-	-	-	-
Enlisted . . . . .	1,135	111	127	97	95	74	79	72	75	112	101	86	106
<u>Fraudulent Enlistment - Total</u>	13	-	1	-	1	1	1	2	3	1	-	1	2
Officer . . . . .	-	-	-	-	-	-	-	-	-	-	-	-	-
Warrant Officer . . . . .	-	-	-	-	-	-	-	-	-	-	-	-	-
Enlisted . . . . .	13	-	1	-	1	1	1	2	3	1	-	1	2
<u>Dependency or Hardship - Total</u>	49	2	3	6	1	7	5	6	6	4	-	6	3
Officer . . . . .	-	-	-	-	-	-	-	-	-	-	-	-	-
Warrant Officer . . . . .	-	-	-	-	-	-	-	-	-	-	-	-	-
Enlisted . . . . .	49	2	3	6	1	7	5	6	6	4	-	6	3
<u>Minority - Total</u>	4	-	1	-	-	1	-	1	-	-	1	-	-
Officer . . . . .	-	-	-	-	-	-	-	-	-	-	-	-	-
Warrant Officer . . . . .	-	-	-	-	-	-	-	-	-	-	-	-	-
Enlisted . . . . .	4	-	1	-	-	1	-	1	-	-	1	-	-
<u>Hardship - Total</u>	(3) 13	1	-	-	-	1	(1) 1	2	(1) 3	(1) 1	-	2	2
Officer . . . . .	(3) 13	1	-	-	-	1	(1) 1	2	(1) 3	(1) 1	-	2	2
Warrant Officer . . . . .	-	-	-	-	-	-	-	-	-	-	-	-	-
Enlisted . . . . .	-	-	-	-	-	-	-	-	-	-	-	-	-
<u>National Health, Safety or Interest - Total</u>	(1) 2	-	-	-	-	-	-	1	-	-	-	-	(1) 1
Officer . . . . .	(1) 1	-	-	-	-	-	-	-	-	-	-	-	(1) 1
Warrant Officer . . . . .	-	-	-	-	-	-	-	-	-	-	-	-	-
Enlisted . . . . .	1	-	-	-	-	-	-	1	-	-	-	-	-
<u>Unconditional - Total</u>	10	1	2	2	1	1	-	-	2	-	-	1	-
Officer . . . . .	-	-	-	-	-	-	-	-	-	-	-	-	-
Warrant Officer . . . . .	-	-	-	-	-	-	-	-	-	-	-	-	-
Enlisted . . . . .	10	1	2	2	1	1	-	-	2	-	-	1	-

TABLE 149 - GAINS AND LOSSES OF FEMALE MILITARY PERSONNEL TO COMMAND STRENGTH - FY 1955 (CONTINUED)

(See first page of this table for headnote.)

GAIN OR LOSS	TOTAL	JUL (1954)	AUG	SEP	OCT	NOV	DEC	JAN (1955)	FEB	MAR	APR	MAY	JUN
<u>In Lieu of Demotion or Elimination</u>													
From the Service - Total . . . . .	(1) 5	-	1	-	-	(1) 2	1	-	-	-	1	-	-
Officer . . . . .	(1) 4	-	1	-	-	(1) 2	1	-	-	-	-	-	-
Warrant Officer . . . . .	-	-	-	-	-	-	-	-	-	-	-	-	-
Enlisted . . . . .	1	-	-	-	-	-	-	-	-	-	1	-	-
<u>Unfitness (Character) - Total</u> . . . . .	22	2	2	1	5	1	1	3	1	-	3	1	2
Officer . . . . .	-	-	-	-	-	-	-	-	-	-	-	-	-
Warrant Officer . . . . .	-	-	-	-	-	-	-	-	-	-	-	-	-
Enlisted . . . . .	22	2	2	1	5	1	1	3	1	-	3	1	2
<u>Deaths - Total</u> . . . . .	13	3	2	2	-	-	-	1	1	1	-	3	-
Officer . . . . .	2	2	-	-	-	-	-	-	-	-	-	-	-
Warrant Officer . . . . .	-	-	-	-	-	-	-	-	-	-	-	-	-
Enlisted . . . . .	11	1	2	2	-	-	-	1	1	1	-	3	-
<u>As Absentee or Deserter - Total</u> . . . . .	3	-	-	2	1	-	-	-	-	-	-	-	-
Officer . . . . .	-	-	-	-	-	-	-	-	-	-	-	-	-
Warrant Officer . . . . .	-	-	-	-	-	-	-	-	-	-	-	-	-
Enlisted . . . . .	3	-	-	2	1	-	-	-	-	-	-	-	-
<u>Non-Disability - Total</u> . . . . .	(1) 2	-	-	-	-	1	-	-	(1) 1	-	-	-	-
Officer . . . . .	(1) 2	-	-	-	-	1	-	-	(1) 1	-	-	-	-
Warrant Officer . . . . .	-	-	-	-	-	-	-	-	-	-	-	-	-
Enlisted . . . . .	-	-	-	-	-	-	-	-	-	-	-	-	-
<u>Disability - Total</u> . . . . .	(1) 28	1	6	4	(1) 2	2	2	2	1	-	1	1	6
Officer . . . . .	(1) 8	-	2	1	(1) 2	-	2	1	-	-	1	-	-
Warrant Officer . . . . .	-	-	-	-	-	-	-	-	-	-	-	-	-
Enlisted . . . . .	20	1	4	4	-	2	-	1	1	-	-	1	6
<u>Correction of Previously Reported</u>													
Accession - Total . . . . .	4	-	-	-	-	-	2	2	-	-	-	-	-
Officer . . . . .	2	-	-	-	-	-	1	1	-	-	-	-	-
Warrant Officer . . . . .	-	-	-	-	-	-	-	-	-	-	-	-	-
Enlisted . . . . .	2	-	-	-	-	-	1	1	-	-	-	-	-

Source: Personnel Statistics Division, Directorate of Statistical Services, DCS/Comptroller.

TABLE 150 - GAINS AND LOSSES OF USAF ENLISTED PERSONNEL BY AGE GROUP - FY 1955

(This is a new table and does not appear in the previous fiscal year Statistical Digest)

MONTH	TOTAL	AGE GROUP											
		18 And Younger	19	20	21	22	23	24	25	26	27 Through 33	34 Through 40	41 And Older
GAINS													
<u>FY 1955</u> <u>TOTAL</u>	<u>199,213</u>	<u>98,995</u>	<u>37,011</u>	<u>19,730</u>	<u>7,448</u>	<u>6,749</u>	<u>6,239</u>	<u>5,522</u>	<u>4,060</u>	<u>2,932</u>	<u>7,590</u>	<u>2,434</u>	<u>503</u>
<u>1954</u>													
July . . . . .	18,684	8,625	4,177	2,254	689	658	465	406	290	233	638	202	47
August . . . . .	20,137	9,229	4,187	2,197	747	730	619	511	454	312	833	273	45
September . . . . .	21,584	10,100	4,594	2,263	829	764	602	543	423	336	790	279	61
October . . . . .	19,671	9,323	3,893	2,291	785	616	540	572	389	309	665	229	59
November . . . . .	13,443	6,317	2,342	1,446	582	442	449	438	341	234	583	210	59
December . . . . .	10,157	4,563	1,601	933	424	482	423	440	331	231	496	200	33
<u>1955</u>													
January . . . . .	25,870	13,349	5,077	2,595	845	764	736	655	442	295	821	238	53
February . . . . .	13,992	6,946	2,409	1,345	509	468	516	461	321	243	587	162	25
March . . . . .	13,666	7,268	1,958	1,155	508	475	507	456	297	204	608	188	42
April . . . . .	14,048	8,137	1,910	1,052	469	494	442	355	270	166	560	161	32
May . . . . .	11,816	7,096	1,468	748	386	450	422	294	190	153	464	122	23
June . . . . .	16,145	8,042	3,395	1,451	675	406	518	391	312	216	545	170	24
LOSSES													
<u>FY 1955</u> <u>TOTAL</u>	<u>197,839</u>	<u>5,232</u>	<u>3,383</u>	<u>6,534</u>	<u>14,095</u>	<u>31,311</u>	<u>46,983</u>	<u>40,429</u>	<u>23,343</u>	<u>10,575</u>	<u>11,220</u>	<u>3,325</u>	<u>1,409</u>
<u>1954</u>													
July . . . . .	14,278	451	355	648	1,304	2,273	2,733	2,286	1,619	1,016	1,122	322	149
August . . . . .	15,431	323	309	833	906	1,832	2,803	2,929	2,306	1,509	1,252	320	109
September . . . . .	20,717	466	336	476	979	2,135	4,152	4,727	3,811	1,962	1,221	304	148
October . . . . .	17,049	440	339	412	926	1,871	3,726	4,176	2,789	1,086	849	312	123
November . . . . .	13,637	448	290	414	926	1,675	3,013	3,223	1,794	587	760	292	215
December . . . . .	28,303	478	305	443	1,323	3,784	7,793	7,721	3,800	1,036	1,195	300	125
<u>1955</u>													
January . . . . .	22,093	409	267	389	1,080	3,485	6,608	5,446	2,162	786	1,067	279	115
February . . . . .	12,289	409	220	368	909	2,217	3,458	2,389	884	400	752	210	73
March . . . . .	13,513	420	101	550	1,270	3,142	3,856	1,858	966	383	637	224	106
April . . . . .	13,816	525	295	783	1,507	3,710	3,527	1,614	651	351	600	163	90
May . . . . .	10,220	493	289	866	1,594	2,346	1,982	1,062	523	305	533	156	71
June . . . . .	16,493	370	277	352	1,371	2,841	3,332	2,998	2,038	1,154	1,232	443	85

Source: Personnel Statistics Division, Directorate of Statistical Services, DCS/Comptroller.

TABLE 151 - GAINS OF OFFICER PERSONNEL TO COMMAND STRENGTH BY GRADE - FY 1955

DEPARTMENTAL STATUS BY DATE	TOTAL	GENERAL	COLONEL	LIEUTENANT COLONEL	MAJOR	CAPTAIN	FIRST LIEUTENANT	SECOND LIEUTENANT	WARRANT OFFICER
<u>FY 1955 - TOTAL</u> . . . . .	<u>20,681</u>	<u>2</u>	<u>8</u>	<u>53</u>	<u>171</u>	<u>701</u>	<u>1,999</u>	<u>17,200</u>	<u>547</u>
USAF - TOTAL . . . . .	<u>19,828</u>	<u>2</u>	<u>2</u>	<u>35</u>	<u>113</u>	<u>571</u>	<u>1,949</u>	<u>16,767</u>	<u>389</u>
SCARWAF - TOTAL . . . . .	<u>853</u>	-	<u>6</u>	<u>18</u>	<u>58</u>	<u>130</u>	<u>50</u>	<u>433</u>	<u>158</u>
<u>July (1954) - Total</u> . . . . .	<u>1,709</u>	-	-	<u>6</u>	<u>14</u>	<u>45</u>	<u>345</u>	<u>1,288</u>	<u>11</u>
USAF . . . . .	1,611	-	-	2	3	29	337	1,240	-
SCARWAF . . . . .	98	-	-	4	11	16	8	48	11
<u>August - Total</u> . . . . .	<u>2,073</u>	-	<u>2</u>	<u>5</u>	<u>2</u>	<u>49</u>	<u>252</u>	<u>1,736</u>	<u>20</u>
USAF . . . . .	2,005	-	-	-	5	40	244	1,704	12
SCARWAF . . . . .	68	-	2	5	4	9	8	32	8
<u>September - Total</u> . . . . .	<u>2,307</u>	-	<u>1</u>	<u>5</u>	<u>4</u>	<u>43</u>	<u>146</u>	<u>2,093</u>	<u>15</u>
USAF . . . . .	2,251	-	-	3	2	28	144	2,067	7
SCARWAF . . . . .	56	-	1	2	2	15	2	26	8
<u>October - Total</u> . . . . .	<u>1,710</u>	-	<u>1</u>	<u>2</u>	<u>10</u>	<u>35</u>	<u>151</u>	<u>1,488</u>	<u>23</u>
USAF . . . . .	1,658	-	1	2	5	31	148	1,456	15
SCARWAF . . . . .	52	-	-	-	5	4	3	32	8
<u>November - Total</u> . . . . .	<u>1,341</u>	-	<u>1</u>	<u>5</u>	<u>7</u>	<u>93</u>	<u>200</u>	<u>1,029</u>	<u>6</u>
USAF . . . . .	1,301	-	-	3	5	87	196	1,009	1
SCARWAF . . . . .	40	-	1	2	2	6	4	20	5
<u>December - Total</u> . . . . .	<u>871</u>	-	-	<u>1</u>	<u>2</u>	<u>42</u>	<u>80</u>	<u>719</u>	<u>20</u>
USAF . . . . .	798	-	-	1	5	36	77	678	1
SCARWAF . . . . .	73	-	-	-	4	6	3	41	19
<u>January (1955) - Total</u> . . . . .	<u>1,330</u>	-	-	<u>4</u>	<u>12</u>	<u>92</u>	<u>205</u>	<u>1,002</u>	<u>15</u>
USAF . . . . .	1,248	-	-	2	7	75	203	960	1
SCARWAF . . . . .	82	-	-	2	5	17	2	42	14
<u>February - Total</u> . . . . .	<u>1,511</u>	-	-	-	<u>13</u>	<u>51</u>	<u>145</u>	<u>1,289</u>	<u>13</u>
USAF . . . . .	1,442	-	-	-	11	42	138	1,251	-
SCARWAF . . . . .	69	-	-	-	2	9	7	38	13
<u>March - Total</u> . . . . .	<u>1,921</u>	<u>2</u>	<u>1</u>	<u>1</u>	<u>26</u>	<u>89</u>	<u>128</u>	<u>1,664</u>	<u>10</u>
USAF . . . . .	1,843	2	-	-	17	72	121	1,631	-
SCARWAF . . . . .	78	-	1	1	9	17	7	33	10
<u>April - Total</u> . . . . .	<u>1,737</u>	-	<u>1</u>	<u>1</u>	<u>12</u>	<u>42</u>	<u>108</u>	<u>1,545</u>	<u>28</u>
USAF . . . . .	1,592	-	1	1	9	35	107	1,438	1
SCARWAF . . . . .	145	-	-	-	3	7	1	107	27
<u>May - Total</u> . . . . .	<u>1,467</u>	-	<u>1</u>	<u>5</u>	<u>24</u>	<u>58</u>	<u>52</u>	<u>1,302</u>	<u>25</u>
USAF . . . . .	1,407	-	-	5	17	41	49	1,295	-
SCARWAF . . . . .	60	-	1	-	7	17	3	7	25
<u>June - Total</u> . . . . .	<u>2,704</u>	-	-	<u>18</u>	<u>31</u>	<u>62</u>	<u>187</u>	<u>2,045</u>	<u>361</u>
USAF . . . . .	2,669	-	-	16	27	55	185	2,035	351
SCARWAF . . . . .	35	-	-	2	4	7	2	10	10

Source: Personnel Statistics Division, Directorate of Statistical Services, DCS/Comptroller

TABLE 152 - GAINS OF ENLISTED PERSONNEL TO COMMAND STRENGTH BY GRADE - FY 1955

DEPARTMENTAL STATUS BY DATE	TOTAL	MASTER SERGEANT	TECHNICAL SERGEANT OR SERGEANT FIRST CLASS	STAFF SERGEANT OR SERGEANT	AIRMAN FIRST CLASS OR CORPORAL	AIRMAN SECOND CLASS OR PRIVATE FIRST CLASS	AIRMAN THIRD CLASS OR PRIVATE 2	BASIC AIRMAN OR PRIVATE 1	AVIATION CADET
<u>FY 1955 - TOTAL</u>	<u>217,097</u>	<u>1,334</u>	<u>2,716</u>	<u>11,027</u>	<u>9,304</u>	<u>5,559</u>	<u>24,701</u>	<u>162,456</u>	-
USAF - TOTAL	199,213	1,061	1,917	9,527	8,130	3,954	12,308	162,316	-
SCARWAF - TOTAL	17,884	273	799	1,500	1,174	1,605	12,393	140	-
<u>July (1954) - Total</u>	<u>19,811</u>	<u>115</u>	<u>250</u>	<u>815</u>	<u>670</u>	<u>437</u>	<u>1,834</u>	<u>15,690</u>	-
USAF	18,684	91	187	671	576	342	1,144	15,673	-
SCARWAF	1,127	24	63	144	94	95	690	17	-
<u>August - Total</u>	<u>21,388</u>	<u>123</u>	<u>299</u>	<u>1,129</u>	<u>826</u>	<u>527</u>	<u>2,039</u>	<u>16,445</u>	-
USAF	20,137	87	229	978	738	430	1,245	16,430	-
SCARWAF	1,251	36	70	151	88	97	794	15	-
<u>September - Total</u>	<u>22,965</u>	<u>132</u>	<u>326</u>	<u>1,154</u>	<u>849</u>	<u>490</u>	<u>2,143</u>	<u>17,871</u>	-
USAF	21,584	98	246	1,036	770	407	1,181	17,846	-
SCARWAF	1,381	34	80	118	79	83	962	25	-
<u>October - Total</u>	<u>21,532</u>	<u>153</u>	<u>283</u>	<u>1,021</u>	<u>754</u>	<u>481</u>	<u>2,386</u>	<u>16,454</u>	-
USAF	19,671	133	177	867	637	341	1,081	16,435	-
SCARWAF	1,861	20	106	154	117	140	1,305	19	-
<u>November - Total</u>	<u>15,513</u>	<u>145</u>	<u>293</u>	<u>875</u>	<u>663</u>	<u>483</u>	<u>2,392</u>	<u>10,662</u>	-
USAF	13,443	112	177	686	542	268	1,000	10,658	-
SCARWAF	2,070	33	116	189	121	215	1,392	4	-
<u>December - Total</u>	<u>11,433</u>	<u>135</u>	<u>210</u>	<u>918</u>	<u>701</u>	<u>413</u>	<u>1,616</u>	<u>7,440</u>	-
USAF	10,157	84	108	745	638	307	843	7,432	-
SCARWAF	1,276	51	102	173	63	106	773	8	-
<u>January (1955) - Total</u>	<u>27,185</u>	<u>138</u>	<u>243</u>	<u>1,196</u>	<u>1,056</u>	<u>548</u>	<u>2,304</u>	<u>21,700</u>	-
USAF	25,870	100	165	1,074	950	433	1,453	21,695	-
SCARWAF	1,315	38	78	122	106	115	851	5	-
<u>February - Total</u>	<u>15,623</u>	<u>97</u>	<u>139</u>	<u>971</u>	<u>744</u>	<u>449</u>	<u>2,159</u>	<u>11,064</u>	-
USAF	13,992	81	114	826	664	309	947	11,051	-
SCARWAF	1,631	16	25	145	80	140	1,212	13	-
<u>March - Total</u>	<u>15,275</u>	<u>91</u>	<u>154</u>	<u>874</u>	<u>758</u>	<u>471</u>	<u>2,196</u>	<u>10,731</u>	-
USAF	13,666	84	131	808	685	300	937	10,721	-
SCARWAF	1,609	7	23	66	73	171	1,259	10	-
<u>April - Total</u>	<u>17,679</u>	<u>72</u>	<u>245</u>	<u>783</u>	<u>831</u>	<u>624</u>	<u>3,735</u>	<u>11,386</u>	-
USAF	14,048	64	136	689	656	272	862	11,369	-
SCARWAF	3,631	11	109	94	175	352	2,873	17	-
<u>May - Total</u>	<u>12,121</u>	<u>53</u>	<u>136</u>	<u>591</u>	<u>632</u>	<u>281</u>	<u>950</u>	<u>9,478</u>	-
USAF	11,816	52	121	516	584	264	801	9,478	-
SCARWAF	305	1	15	75	48	17	149	-	-
<u>June - Total</u>	<u>16,572</u>	<u>77</u>	<u>138</u>	<u>700</u>	<u>820</u>	<u>355</u>	<u>947</u>	<u>13,535</u>	-
USAF	16,145	75	126	631	690	281	814	13,528	-
SCARWAF	427	2	12	69	130	74	133	7	-

Source: Personnel Statistics Division, Directorate of Statistical Services, DCS/Comptroller.

TABLE 153 - LOSSES OF OFFICER PERSONNEL TO COMMAND STRENGTH BY GRADE - FY 1955

DEPARTMENTAL STATUS BY DATE	TOTAL	GENERAL	COLONEL	LIEUTENANT COLONEL	MAJOR	CAPTAIN	FIRST LIEUTENANT	SECOND LIEUTENANT	WARRANT OFFICER
<u>FY 1955 - TOTAL</u> . . .	<u>13,026</u>	<u>27</u>	<u>129</u>	<u>264</u>	<u>575</u>	<u>3,028</u>	<u>8,049</u>	<u>714</u>	<u>240</u>
USAF - TOTAL . . . . .	<u>12,589</u>	<u>27</u>	<u>123</u>	<u>246</u>	<u>543</u>	<u>2,948</u>	<u>7,892</u>	<u>621</u>	<u>189</u>
SCARWAF - TOTAL . . . . .	<u>437</u>	-	<u>6</u>	<u>18</u>	<u>32</u>	<u>80</u>	<u>157</u>	<u>93</u>	<u>51</u>
<u>July (1954) - Total</u> . . .	<u>1,698</u>	<u>1</u>	<u>9</u>	<u>17</u>	<u>55</u>	<u>371</u>	<u>1,167</u>	<u>63</u>	<u>15</u>
USAF . . . . .	1,660	1	8	15	53	354	1,160	58	11
SCARWAF . . . . .	38	-	1	2	2	17	7	5	4
<u>August - Total</u> . . . . .	<u>2,077</u>	<u>4</u>	<u>20</u>	<u>28</u>	<u>47</u>	<u>222</u>	<u>1,660</u>	<u>79</u>	<u>17</u>
USAF . . . . .	2,029	4	20	24	42	214	1,639	74	12
SCARWAF . . . . .	48	-	-	4	5	8	21	5	5
<u>September - Total</u> . . . .	<u>1,252</u>	<u>3</u>	<u>11</u>	<u>12</u>	<u>59</u>	<u>191</u>	<u>889</u>	<u>75</u>	<u>12</u>
USAF . . . . .	1,208	3	10	12	56	184	865	69	9
SCARWAF . . . . .	44	-	1	-	3	7	24	6	3
<u>October - Total</u> . . . . .	<u>968</u>	<u>2</u>	<u>13</u>	<u>25</u>	<u>58</u>	<u>287</u>	<u>487</u>	<u>78</u>	<u>18</u>
USAF . . . . .	940	2	13	21	56	279	479	74	16
SCARWAF . . . . .	28	-	-	4	2	8	8	4	2
<u>November - Total</u> . . . . .	<u>729</u>	<u>1</u>	<u>17</u>	<u>21</u>	<u>40</u>	<u>269</u>	<u>300</u>	<u>65</u>	<u>16</u>
USAF . . . . .	704	1	16	19	39	261	297	59	12
SCARWAF . . . . .	25	-	1	2	1	8	3	6	4
<u>December - Total</u> . . . . .	<u>653</u>	<u>1</u>	<u>7</u>	<u>23</u>	<u>44</u>	<u>145</u>	<u>366</u>	<u>41</u>	<u>26</u>
USAF . . . . .	631	1	7	20	41	143	362	37	20
SCARWAF . . . . .	22	-	-	3	3	2	4	4	6
<u>January (1955) - Total</u> . .	<u>690</u>	<u>3</u>	<u>11</u>	<u>23</u>	<u>45</u>	<u>251</u>	<u>267</u>	<u>48</u>	<u>42</u>
USAF . . . . .	663	3	11	23	44	247	254	45	36
SCARWAF . . . . .	27	-	-	-	1	4	13	3	6
<u>February - Total</u> . . . . .	<u>885</u>	<u>3</u>	<u>10</u>	<u>20</u>	<u>39</u>	<u>294</u>	<u>464</u>	<u>42</u>	<u>13</u>
USAF . . . . .	857	3	9	20	38	289	454	34	10
SCARWAF . . . . .	28	-	1	-	1	10	10	8	3
<u>March - Total</u> . . . . .	<u>1,134</u>	<u>2</u>	<u>9</u>	<u>20</u>	<u>35</u>	<u>264</u>	<u>741</u>	<u>44</u>	<u>19</u>
USAF . . . . .	1,112	2	9	20	35	260	732	38	16
SCARWAF . . . . .	22	-	-	-	-	4	9	6	3
<u>April - Total</u> . . . . .	<u>838</u>	<u>1</u>	<u>8</u>	<u>23</u>	<u>46</u>	<u>199</u>	<u>488</u>	<u>53</u>	<u>20</u>
USAF . . . . .	801	1	8	20	43	196	475	45	13
SCARWAF . . . . .	37	-	-	3	3	3	13	8	7
<u>May - Total</u> . . . . .	<u>1,085</u>	<u>1</u>	<u>8</u>	<u>26</u>	<u>46</u>	<u>275</u>	<u>646</u>	<u>58</u>	<u>25</u>
USAF . . . . .	1,014	1	6	26	39	268	612	41	21
SCARWAF . . . . .	71	-	2	-	7	7	34	17	4
<u>June - Total</u> . . . . .	<u>1,017</u>	<u>5</u>	<u>6</u>	<u>26</u>	<u>61</u>	<u>260</u>	<u>574</u>	<u>68</u>	<u>17</u>
USAF . . . . .	970	5	6	26	57	253	563	47	13
SCARWAF . . . . .	47	-	-	-	4	7	11	21	4

Source: Personnel Statistics Division, Directorate of Statistical Services, DCS/Comptroller.

TABLE 154 - LOSSES OF ENLISTED PERSONNEL FROM COMMAND STRENGTH BY GRADE - FY 1955

DEPARTMENTAL STATUS BY DATE	TOTAL	MASTER SERGEANT	TECHNICAL SERGEANT OR SERGEANT FIRST CLASS	STAFF SERGEANT OR SERGEANT	AIRMAN FIRST CLASS OR CORPORAL	AIRMAN SECOND CLASS OR PRIVATE FIRST CLASS	AIRMAN THIRD CLASS OR PRIVATE 2	BASIC AIRMAN OR PRIVATE 1	AVIATION CADET
<u>FY 1955 - TOTAL</u> . . . . .	<u>208,651</u>	<u>2,699</u>	<u>4,660</u>	<u>65,111</u>	<u>78,157</u>	<u>23,921</u>	<u>12,490</u>	<u>15,261</u>	<u>6,352</u>
<u>USAF - TOTAL</u> . . . . .	<u>197,839</u>	<u>2,602</u>	<u>4,489</u>	<u>64,511</u>	<u>70,855</u>	<u>22,142</u>	<u>11,774</u>	<u>15,114</u>	<u>6,352</u>
<u>SCARWAF - TOTAL</u> . . . . .	<u>10,812</u>	<u>97</u>	<u>171</u>	<u>600</u>	<u>7,302</u>	<u>1,779</u>	<u>716</u>	<u>147</u>	-
<u>July (1954) - Total</u> . . . . .	<u>15,009</u>	<u>259</u>	<u>493</u>	<u>4,456</u>	<u>4,406</u>	<u>1,664</u>	<u>1,538</u>	<u>1,588</u>	<u>605</u>
USAF . . . . .	14,278	249	491	4,444	3,811	1,577	1,524	1,577	605
SCARWAF . . . . .	731	10	2	12	595	87	14	11	-
<u>August - Total</u> . . . . .	<u>15,889</u>	<u>244</u>	<u>615</u>	<u>5,549</u>	<u>4,975</u>	<u>1,623</u>	<u>999</u>	<u>1,337</u>	<u>547</u>
USAF . . . . .	15,431	235	603	5,516	4,701	1,554	943	1,332	547
SCARWAF . . . . .	458	9	12	33	274	69	56	5	-
<u>September - Total</u> . . . . .	<u>21,282</u>	<u>233</u>	<u>644</u>	<u>8,084</u>	<u>7,321</u>	<u>2,137</u>	<u>986</u>	<u>1,565</u>	<u>312</u>
USAF . . . . .	20,717	222	627	8,043	6,952	2,054	951	1,556	312
SCARWAF . . . . .	565	11	17	41	369	83	35	9	-
<u>October - Total</u> . . . . .	<u>17,857</u>	<u>258</u>	<u>387</u>	<u>6,111</u>	<u>6,322</u>	<u>2,005</u>	<u>1,015</u>	<u>1,390</u>	<u>369</u>
USAF . . . . .	17,049	250	370	6,037	5,782	1,914	953	1,374	369
SCARWAF . . . . .	808	8	17	74	540	91	62	16	-
<u>November - Total</u> . . . . .	<u>14,445</u>	<u>225</u>	<u>379</u>	<u>4,505</u>	<u>5,227</u>	<u>1,571</u>	<u>802</u>	<u>1,323</u>	<u>413</u>
USAF . . . . .	13,637	222	369	4,468	4,640	1,463	745	1,317	413
SCARWAF . . . . .	808	3	10	37	587	108	57	6	-
<u>December - Total</u> . . . . .	<u>29,539</u>	<u>204</u>	<u>413</u>	<u>9,224</u>	<u>12,778</u>	<u>3,060</u>	<u>1,987</u>	<u>1,382</u>	<u>491</u>
USAF . . . . .	28,303	196	399	9,185	11,867	2,874	1,915	1,376	491
SCARWAF . . . . .	1,236	8	14	39	911	186	72	6	-
<u>January (1955) - Total</u> . . . . .	<u>22,952</u>	<u>185</u>	<u>386</u>	<u>8,460</u>	<u>9,351</u>	<u>2,287</u>	<u>844</u>	<u>1,120</u>	<u>319</u>
USAF . . . . .	22,093	175	374	8,420	8,723	2,175	795	1,112	319
SCARWAF . . . . .	859	10	12	40	628	112	49	8	-
<u>February - Total</u> . . . . .	<u>12,971</u>	<u>139</u>	<u>275</u>	<u>4,090</u>	<u>4,821</u>	<u>1,397</u>	<u>697</u>	<u>1,000</u>	<u>552</u>
USAF . . . . .	12,289	134	263	4,052	4,359	1,290	648	991	552
SCARWAF . . . . .	682	5	12	38	462	107	49	9	-
<u>March - Total</u> . . . . .	<u>14,357</u>	<u>172</u>	<u>299</u>	<u>4,364</u>	<u>5,304</u>	<u>1,612</u>	<u>765</u>	<u>1,093</u>	<u>748</u>
USAF . . . . .	13,513	167	289	4,322	4,738	1,471	700	1,078	748
SCARWAF . . . . .	844	5	10	42	566	141	65	15	-
<u>April - Total</u> . . . . .	<u>14,777</u>	<u>152</u>	<u>240</u>	<u>3,833</u>	<u>6,034</u>	<u>1,921</u>	<u>875</u>	<u>1,116</u>	<u>606</u>
USAF . . . . .	13,816	144	222	3,735	5,471	1,736	810	1,092	606
SCARWAF . . . . .	961	8	18	98	563	185	65	24	-
<u>May - Total</u> . . . . .	<u>11,688</u>	<u>116</u>	<u>205</u>	<u>2,366</u>	<u>4,551</u>	<u>1,915</u>	<u>950</u>	<u>1,067</u>	<u>518</u>
USAF . . . . .	10,220	105	187	2,300	3,614	1,596	848	1,052	518
SCARWAF . . . . .	1,468	11	18	66	937	319	102	15	-
<u>June - Total</u> . . . . .	<u>17,885</u>	<u>512</u>	<u>324</u>	<u>4,069</u>	<u>7,067</u>	<u>2,729</u>	<u>1,032</u>	<u>1,280</u>	<u>872</u>
USAF . . . . .	16,493	503	295	3,989	6,197	2,438	942	1,257	872
SCARWAF . . . . .	1,392	9	29	80	870	291	90	23	-

Source: Personnel Statistics Division, Directorate of Statistical Services, DCS/Comptroller

TABLE 155 - LOSSES OF USAF OFFICER PERSONNEL FROM COMMAND STRENGTH BY AERONAUTICAL STATUS, BY AGE GROUP - FY. 1955

MONTH OF LOSS AND AERONAUTICAL STATUS	TOTAL	AGE GROUP										
		23 and Younger	24 Thru 26	27 Thru 29	30 Thru 32	33 Thru 35	36 Thru 38	39 Thru 41	42 Thru 44	45 Thru 47	48 Thru 50	51 and Older
<u>TOTAL</u> . . . . .	12,589	840	6,132	1,944	1,463	1,004	476	222	134	102	81	191
<u>PILOTS - TOTAL</u> . . . . .	2,124	60	802	488	311	263	117	28	6	6	7	36
<u>OTHER RATED - TOTAL</u> . . . . .	815	28	399	131	102	85	43	14	-	-	1	8
<u>NON-RATED - TOTAL</u> . . . . .	9,650	752	4,931	1,325	1,050	656	316	180	124	96	73	147
<u>July (1954) - Total</u> . . . . .	1,660	158	977	195	135	97	33	22	12	13	9	9
Pilots . . . . .	126	4	41	24	21	23	7	1	-	-	1	4
Other Rated . . . . .	52	3	22	2	6	11	4	3	1	-	-	-
Non-Rated . . . . .	1,482	151	914	169	108	63	22	18	11	13	8	5
<u>August - Total</u> . . . . .	2,029	266	1,300	132	132	100	36	17	-	6	6	34
Pilots . . . . .	133	8	40	14	25	32	10	1	-	1	-	2
Other Rated . . . . .	62	6	26	7	9	7	5	-	-	-	-	2
Non-Rated . . . . .	1,834	252	1,234	111	98	61	21	16	-	5	6	30
<u>September - Total</u> . . . . .	1,208	98	707	131	118	64	43	13	8	3	6	17
Pilots . . . . .	181	1	57	28	41	24	21	1	1	-	1	6
Other Rated . . . . .	69	1	30	16	11	5	3	3	-	-	-	-
Non-Rated . . . . .	958	96	620	87	66	35	19	9	7	3	5	11
<u>October - Total</u> . . . . .	940	36	411	137	192	60	46	18	11	8	5	16
Pilots . . . . .	182	2	60	33	43	19	18	1	-	2	-	4
Other Rated . . . . .	51	-	9	12	16	8	3	3	-	-	-	-
Non-Rated . . . . .	707	34	342	92	133	33	25	14	11	6	5	12
<u>November - Total</u> . . . . .	704	32	242	118	157	79	29	15	8	7	5	12
Pilots . . . . .	114	6	28	23	23	17	8	3	-	1	1	4
Other Rated . . . . .	44	3	19	4	8	5	5	-	-	-	-	-
Non-Rated . . . . .	546	23	195	91	126	57	16	12	8	6	4	8
<u>December - Total</u> . . . . .	631	28	254	127	72	65	30	15	17	11	5	7
Pilots . . . . .	201	4	99	47	16	22	10	1	1	-	1	-
Other Rated . . . . .	64	2	19	11	9	15	6	1	-	-	-	1
Non-Rated . . . . .	366	22	136	69	47	28	14	13	16	11	4	6
<u>January (1955) - Total</u> . . . . .	663	32	192	122	103	107	34	17	9	13	9	25
Pilots . . . . .	111	11	24	29	17	20	2	4	-	1	-	3
Other Rated . . . . .	46	2	16	8	7	9	2	-	2	-	-	-
Non-Rated . . . . .	506	19	152	85	79	78	30	13	7	12	9	22
<u>February - Total</u> . . . . .	857	36	350	139	125	94	45	20	13	7	11	17
Pilots . . . . .	166	3	81	31	22	14	6	3	-	-	1	5
Other Rated . . . . .	85	2	44	18	7	8	2	-	1	-	1	2
Non-Rated . . . . .	606	31	225	90	96	72	37	17	12	7	9	10
<u>March - Total</u> . . . . .	1,112	84	589	149	113	74	37	25	12	8	8	13
Pilots . . . . .	252	5	148	43	22	22	6	4	-	-	-	2
Other Rated . . . . .	106	3	76	10	8	5	2	1	-	-	-	1
Non-Rated . . . . .	754	76	365	96	83	47	29	20	12	8	8	10
<u>April - Total</u> . . . . .	801	27	364	148	87	63	47	21	11	9	6	18
Pilots . . . . .	115	11	31	15	22	20	10	4	-	-	-	2
Other Rated . . . . .	82	3	46	15	7	5	4	1	-	-	-	1
Non-Rated . . . . .	604	13	287	118	58	38	33	16	11	9	6	15
<u>May - Total</u> . . . . .	1,014	16	404	265	118	104	49	16	10	12	7	13
Pilots . . . . .	267	2	93	93	32	27	13	2	1	1	1	2
Other Rated . . . . .	99	1	55	20	11	5	5	1	-	-	-	1
Non-Rated . . . . .	648	13	256	152	75	72	31	13	9	11	6	10
<u>June - Total</u> . . . . .	970	27	342	281	111	97	47	23	23	5	4	10
Pilots . . . . .	276	3	100	108	27	23	6	3	3	-	1	2
Other Rated . . . . .	55	2	37	8	3	2	2	1	-	-	-	-
Non-Rated . . . . .	639	22	205	165	81	72	39	19	20	5	3	8

Source: Personnel Statistics Division, Directorate of Statistical Services, DCS/Comptroller.



TABLE 156 - LOSSES OF USAF OFFICER PERSONNEL ON FLYING STATUS, BY AGE GROUP - FY 1955

(Table below is a new table. Figures are included in "Losses of USAF Officer Personnel from Command Strength By Aeronautical Status, By Age Group", table.)

MONTH OF LOSS AND AERONAUTICAL STATUS	TOTAL	AGE GROUP										
		23 and Younger	24 Thru 26	27 Thru 29	30 Thru 32	33 Thru 35	36 Thru 38	39 Thru 41	42 Thru 44	45 Thru 47	48 Thru 50	51 and Older
<u>TOTAL</u> . . . . .	<u>2,510</u>	<u>60</u>	<u>1,052</u>	<u>555</u>	<u>354</u>	<u>273</u>	<u>146</u>	<u>32</u>	<u>7</u>	<u>5</u>	<u>3</u>	<u>23</u>
<u>PILOTS - TOTAL</u> . . . . .	<u>1,836</u>	<u>37</u>	<u>712</u>	<u>447</u>	<u>266</u>	<u>205</u>	<u>113</u>	<u>22</u>	<u>6</u>	<u>5</u>	<u>3</u>	<u>20</u>
<u>OTHER RATED - TOTAL</u> . . . . .	<u>674</u>	<u>23</u>	<u>340</u>	<u>108</u>	<u>88</u>	<u>68</u>	<u>33</u>	<u>10</u>	<u>1</u>	-	-	<u>3</u>
<u>July (1954) - Total</u> . . . . .	<u>131</u>	<u>6</u>	<u>58</u>	<u>28</u>	<u>16</u>	<u>14</u>	<u>5</u>	<u>2</u>	-	-	-	<u>2</u>
Pilots . . . . .	95	4	37	27	12	10	3	-	-	-	-	2
Other Rated . . . . .	36	2	21	1	4	4	2	2	-	-	-	-
<u>August - Total</u> . . . . .	<u>159</u>	<u>9</u>	<u>59</u>	<u>17</u>	<u>32</u>	<u>26</u>	<u>12</u>	<u>1</u>	-	<u>1</u>	-	<u>2</u>
Pilots . . . . .	111	5	37	13	24	20	8	1	-	1	-	2
Other Rated . . . . .	48	4	22	4	8	6	4	-	-	-	-	-
<u>September - Total</u> . . . . .	<u>192</u>	<u>1</u>	<u>61</u>	<u>38</u>	<u>36</u>	<u>24</u>	<u>24</u>	<u>4</u>	<u>1</u>	-	-	<u>3</u>
Pilots . . . . .	142	-	41	24	31	19	22	1	1	-	-	3
Other Rated . . . . .	50	1	20	14	5	5	2	3	-	-	-	-
<u>October - Total</u> . . . . .	<u>207</u>	<u>2</u>	<u>59</u>	<u>39</u>	<u>57</u>	<u>23</u>	<u>21</u>	<u>1</u>	-	<u>2</u>	-	<u>3</u>
Pilots . . . . .	167	2	53	30	42	14	20	1	-	2	-	3
Other Rated . . . . .	40	-	6	9	15	9	1	-	-	-	-	-
<u>November - Total</u> . . . . .	<u>125</u>	<u>11</u>	<u>32</u>	<u>16</u>	<u>32</u>	<u>15</u>	<u>14</u>	<u>1</u>	-	<u>1</u>	-	<u>3</u>
Pilots . . . . .	91	7	18	13	25	14	9	1	-	1	-	3
Other Rated . . . . .	34	4	14	3	7	1	5	-	-	-	-	-
<u>December - Total</u> . . . . .	<u>227</u>	<u>4</u>	<u>103</u>	<u>46</u>	<u>25</u>	<u>30</u>	<u>14</u>	<u>2</u>	<u>1</u>	-	<u>1</u>	<u>1</u>
Pilots . . . . .	177	4	88	37	17	19	9	1	1	-	1	-
Other Rated . . . . .	50	-	15	9	8	11	5	1	-	-	-	1
<u>January (1955) - Total</u> . . . . .	<u>129</u>	<u>3</u>	<u>35</u>	<u>38</u>	<u>22</u>	<u>20</u>	<u>5</u>	<u>3</u>	-	<u>1</u>	-	<u>2</u>
Pilots . . . . .	90	1	23	31	15	11	3	3	-	1	-	2
Other Rated . . . . .	39	2	12	7	7	9	2	-	-	-	-	-
<u>February - Total</u> . . . . .	<u>218</u>	<u>6</u>	<u>107</u>	<u>41</u>	<u>24</u>	<u>24</u>	<u>6</u>	<u>4</u>	<u>1</u>	-	<u>1</u>	<u>4</u>
Pilots . . . . .	145	4	68	29	16	17	4	4	-	-	1	2
Other Rated . . . . .	73	2	39	12	8	7	2	-	1	-	-	2
<u>March - Total</u> . . . . .	<u>326</u>	<u>7</u>	<u>220</u>	<u>43</u>	<u>20</u>	<u>23</u>	<u>8</u>	<u>4</u>	-	-	-	<u>1</u>
Pilots . . . . .	232	4	152	35	14	17	6	3	-	-	-	1
Other Rated . . . . .	94	3	68	8	6	6	2	1	-	-	-	-
<u>April - Total</u> . . . . .	<u>167</u>	<u>4</u>	<u>65</u>	<u>38</u>	<u>28</u>	<u>18</u>	<u>10</u>	<u>4</u>	-	-	-	-
Pilots . . . . .	92	1	25	21	21	14	7	3	-	-	-	-
Other Rated . . . . .	75	3	40	17	7	4	3	1	-	-	-	-
<u>May - Total</u> . . . . .	<u>330</u>	<u>2</u>	<u>132</u>	<u>102</u>	<u>36</u>	<u>33</u>	<u>19</u>	<u>3</u>	<u>1</u>	-	<u>1</u>	<u>1</u>
Pilots . . . . .	246	2	80	86	27	29	15	2	1	-	1	1
Other Rated . . . . .	84	-	52	14	9	4	4	1	-	-	-	-
<u>June - Total</u> . . . . .	<u>299</u>	<u>5</u>	<u>121</u>	<u>109</u>	<u>26</u>	<u>23</u>	<u>8</u>	<u>3</u>	<u>3</u>	-	-	<u>1</u>
Pilots . . . . .	248	3	90	99	22	21	7	2	3	-	-	1
Other Rated . . . . .	51	2	31	10	4	2	1	1	-	-	-	-

Source: Personnel Statistics Division, Directorate of Statistical Services, DCS/Comptroller.

TABLE 157 - ACCESSION STATUS CHANGES OF MILITARY PERSONNEL - FY 1955

(An Accession Status Change is the loss and immediate gain of the same individual and does not affect the strength of the Air force. Table includes SCARWAF.)

TYPE OF CHANGE	TOTAL	JUL (1954)	AUG	SEP	OCT	NOV	DEC	JAN (1955)	FEB	MAR	APR	MAY	JUN
<u>ACCESSION STATUS CHANGES - TOTAL</u> . . . . .	<u>75,542</u>	<u>8,908</u>	<u>8,823</u>	<u>7,832</u>	<u>6,735</u>	<u>5,451</u>	<u>6,729</u>	<u>6,863</u>	<u>4,730</u>	<u>4,728</u>	<u>4,377</u>	<u>4,532</u>	<u>5,834</u>
<u>OFFICER - TOTAL</u> . . . . .	<u>794</u>	<u>54</u>	<u>118</u>	<u>64</u>	<u>50</u>	<u>16</u>	<u>5</u>	<u>22</u>	<u>47</u>	<u>68</u>	<u>163</u>	<u>114</u>	<u>73</u>
<u>WARRANT OFFICER - TOTAL</u> . . . . .	<u>7</u>	-	-	-	-	<u>7</u>	-	-	-	-	-	-	-
<u>ENLISTED - TOTAL</u> . . . . .	<u>74,741</u>	<u>8,854</u>	<u>8,705</u>	<u>7,768</u>	<u>6,685</u>	<u>5,428</u>	<u>6,724</u>	<u>6,841</u>	<u>4,683</u>	<u>4,660</u>	<u>4,214</u>	<u>4,418</u>	<u>5,761</u>
<u>IMMEDIATE REENLISTMENTS - TOTAL</u> . . . . .	<u>73,476</u>	<u>8,744</u>	<u>8,619</u>	<u>7,676</u>	<u>6,527</u>	<u>5,331</u>	<u>6,609</u>	<u>6,750</u>	<u>4,573</u>	<u>4,511</u>	<u>4,111</u>	<u>4,326</u>	<u>5,699</u>
<u>OFFICER - TOTAL</u> . . . . .	-	-	-	-	-	-	-	-	-	-	-	-	-
<u>WARRANT OFFICER - TOTAL</u> . . . . .	-	-	-	-	-	-	-	-	-	-	-	-	-
<u>ENLISTED - TOTAL</u> . . . . .	<u>73,476</u>	<u>8,744</u>	<u>8,619</u>	<u>7,676</u>	<u>6,527</u>	<u>5,331</u>	<u>6,609</u>	<u>6,750</u>	<u>4,573</u>	<u>4,511</u>	<u>4,111</u>	<u>4,326</u>	<u>5,699</u>
<u>Upon Expiration of Term of Service (Regular and SCARWAF Personnel) - Total</u> . . . . .	<u>31,196</u>	<u>1,631</u>	<u>1,953</u>	<u>2,354</u>	<u>2,509</u>	<u>2,535</u>	<u>3,227</u>	<u>4,473</u>	<u>2,404</u>	<u>2,487</u>	<u>2,140</u>	<u>2,120</u>	<u>3,363</u>
<u>Officer</u> . . . . .	-	-	-	-	-	-	-	-	-	-	-	-	-
<u>Warrant Officer</u> . . . . .	-	-	-	-	-	-	-	-	-	-	-	-	-
<u>Enlisted</u> . . . . .	<u>31,196</u>	<u>1,631</u>	<u>1,953</u>	<u>2,354</u>	<u>2,509</u>	<u>2,535</u>	<u>3,227</u>	<u>4,473</u>	<u>2,404</u>	<u>2,487</u>	<u>2,140</u>	<u>2,120</u>	<u>3,363</u>
<u>Prior to Expiration of Term of Service (Regular and SCARWAF Personnel) - Total</u> . . . . .	<u>7,952</u>	<u>410</u>	<u>526</u>	<u>565</u>	<u>743</u>	<u>546</u>	<u>1,201</u>	<u>811</u>	<u>662</u>	<u>724</u>	<u>546</u>	<u>418</u>	<u>800</u>
<u>Officer</u> . . . . .	-	-	-	-	-	-	-	-	-	-	-	-	-
<u>Warrant Officer</u> . . . . .	-	-	-	-	-	-	-	-	-	-	-	-	-
<u>Enlisted</u> . . . . .	<u>7,952</u>	<u>410</u>	<u>526</u>	<u>565</u>	<u>743</u>	<u>546</u>	<u>1,201</u>	<u>811</u>	<u>662</u>	<u>724</u>	<u>546</u>	<u>418</u>	<u>800</u>
<u>Upon Expiration of Term of Service (Non-Regular Personnel) - Total</u> . . . . .	<u>216</u>	<u>26</u>	<u>18</u>	<u>21</u>	<u>16</u>	<u>25</u>	<u>9</u>	<u>16</u>	<u>12</u>	<u>19</u>	<u>24</u>	<u>22</u>	<u>8</u>
<u>Officer</u> . . . . .	-	-	-	-	-	-	-	-	-	-	-	-	-
<u>Warrant Officer</u> . . . . .	-	-	-	-	-	-	-	-	-	-	-	-	-
<u>Enlisted</u> . . . . .	<u>216</u>	<u>26</u>	<u>18</u>	<u>21</u>	<u>16</u>	<u>25</u>	<u>9</u>	<u>16</u>	<u>12</u>	<u>19</u>	<u>24</u>	<u>22</u>	<u>8</u>
<u>Prior to Expiration of Term of Service (Non-Regular Personnel) - Total</u> . . . . .	<u>278</u>	<u>22</u>	<u>46</u>	<u>41</u>	<u>34</u>	<u>50</u>	<u>24</u>	<u>32</u>	<u>5</u>	<u>7</u>	<u>5</u>	<u>7</u>	<u>5</u>
<u>Officer</u> . . . . .	-	-	-	-	-	-	-	-	-	-	-	-	-
<u>Warrant Officer</u> . . . . .	-	-	-	-	-	-	-	-	-	-	-	-	-
<u>Enlisted</u> . . . . .	<u>278</u>	<u>22</u>	<u>46</u>	<u>41</u>	<u>34</u>	<u>50</u>	<u>24</u>	<u>32</u>	<u>5</u>	<u>7</u>	<u>5</u>	<u>7</u>	<u>5</u>
<u>Resignee Immediately Reenlisted in Regular Air Force (Regular and SCARWAF Personnel) - Total</u> . . . . .	<u>31,676</u>	<u>6,655</u>	<u>6,076</u>	<u>4,695</u>	<u>3,225</u>	<u>2,175</u>	<u>2,148</u>	<u>1,418</u>	<u>1,490</u>	<u>1,242</u>	<u>899</u>	<u>944</u>	<u>709</u>
<u>Officer</u> . . . . .	-	-	-	-	-	-	-	-	-	-	-	-	-
<u>Warrant Officer</u> . . . . .	-	-	-	-	-	-	-	-	-	-	-	-	-
<u>Enlisted</u> . . . . .	<u>31,676</u>	<u>6,655</u>	<u>6,076</u>	<u>4,695</u>	<u>3,225</u>	<u>2,175</u>	<u>2,148</u>	<u>1,418</u>	<u>1,490</u>	<u>1,242</u>	<u>899</u>	<u>944</u>	<u>709</u>

TABLE 157 -- ACCESSION STATUS CHANGES OF MILITARY PERSONNEL -- FY 1955 (CONTINUED)

(An Accession Status Change is the loss and immediate gain of the same individual and does not affect the strength of the Air Force. Table includes SCARMAP.)

TYPE OF CHANGE	TOTAL	JUL (1954)	AUG	SEP	OCT	NOV	DEC	JAN (1955)	FEB	MAR	APR	MAY	JUN
<u>Regular Airmen Immediately Reenlisted in Regular Air Force Upon Expiration Term of Service For Another Base or Technical School - Total</u> . . . . .	<u>2,158</u>	-	-	-	-	-	-	-	-	<u>32</u>	<u>497</u>	<u>815</u>	<u>814</u>
Officer . . . . .	-	-	-	-	-	-	-	-	-	-	-	-	-
Warrant Officer . . . . .	-	-	-	-	-	-	-	-	-	-	-	-	-
Enlisted . . . . .	2,158	-	-	-	-	-	-	-	-	32	497	815	814
<u>NON-REGULAR OFFICERS ON EXTENDED ACTIVE DUTY INTEGRATED INTO REGULAR AIR FORCE--TOTAL</u>	<u>419</u>	<u>29</u>	<u>76</u>	<u>41</u>	<u>27</u>	<u>6</u>	<u>3</u>	<u>4</u>	<u>16</u>	<u>49</u>	<u>100</u>	<u>35</u>	<u>33</u>
OFFICER - TOTAL . . . . .	<u>419</u>	<u>29</u>	<u>76</u>	<u>41</u>	<u>27</u>	<u>6</u>	<u>3</u>	<u>4</u>	<u>16</u>	<u>49</u>	<u>100</u>	<u>35</u>	<u>33</u>
WARRANT OFFICER - TOTAL . . . . .	-	-	-	-	-	-	-	-	-	-	-	-	-
ENLISTED - TOTAL . . . . .	-	-	-	-	-	-	-	-	-	-	-	-	-
<u>IMMEDIATE RECALL - TOTAL</u> . . . . .	<u>360</u>	<u>31</u>	<u>40</u>	<u>22</u>	<u>11</u>	<u>9</u>	<u>4</u>	<u>17</u>	<u>33</u>	<u>19</u>	<u>59</u>	<u>76</u>	<u>35</u>
OFFICER - TOTAL . . . . .	<u>339</u>	<u>24</u>	<u>39</u>	<u>22</u>	<u>11</u>	<u>6</u>	<u>2</u>	<u>15</u>	<u>30</u>	<u>18</u>	<u>58</u>	<u>76</u>	<u>38</u>
WARRANT OFFICER - TOTAL . . . . .	-	-	-	-	-	-	-	-	-	-	-	-	-
ENLISTED - TOTAL . . . . .	<u>21</u>	<u>7</u>	<u>1</u>	-	-	<u>3</u>	<u>2</u>	<u>2</u>	<u>3</u>	<u>1</u>	<u>1</u>	-	<u>1</u>
<u>Retired and Transferred to Air Force Reserve and Immediately Recalled to Active Duty - Total</u> . . . . .	<u>2</u>	<u>2</u>	-	-	-	-	-	-	-	-	-	-	-
Officer . . . . .	-	-	-	-	-	-	-	-	-	-	-	-	-
Warrant Officer . . . . .	-	-	-	-	-	-	-	-	-	-	-	-	-
Enlisted . . . . .	2	2	-	-	-	-	-	-	-	-	-	-	-
<u>Separated and Immediately Recalled in Volunteer Indefinite Status (Air Force Reserve Officer)-Total</u>	<u>339</u>	<u>24</u>	<u>39</u>	<u>22</u>	<u>11</u>	<u>6</u>	<u>2</u>	<u>15</u>	<u>30</u>	<u>18</u>	<u>58</u>	<u>76</u>	<u>38</u>
Officer . . . . .	339	24	39	22	11	6	2	15	30	18	58	76	38
Warrant Officer . . . . .	-	-	-	-	-	-	-	-	-	-	-	-	-
Enlisted . . . . .	-	-	-	-	-	-	-	-	-	-	-	-	-
<u>Air Force Reserve and Air National Guard Separated and Volunteer for 24-Months Active Military Service - Total</u> . . . . .	<u>19</u>	<u>5</u>	<u>1</u>	-	-	<u>3</u>	<u>2</u>	<u>2</u>	<u>3</u>	<u>1</u>	<u>1</u>	-	<u>1</u>
Officer . . . . .	-	-	-	-	-	-	-	-	-	-	-	-	-
Warrant Officer . . . . .	-	-	-	-	-	-	-	-	-	-	-	-	-
Enlisted . . . . .	19	5	1	-	-	3	2	2	3	1	1	-	1
<u>TERM OF ENLISTMENT EXTENDED - TOTAL</u> . . . . .	<u>1,217</u>	<u>102</u>	<u>84</u>	<u>90</u>	<u>156</u>	<u>92</u>	<u>112</u>	<u>89</u>	<u>105</u>	<u>146</u>	<u>92</u>	<u>89</u>	<u>60</u>
OFFICER - TOTAL . . . . .	-	-	-	-	-	-	-	-	-	-	-	-	-
WARRANT OFFICER - TOTAL . . . . .	-	-	-	-	-	-	-	-	-	-	-	-	-
ENLISTED - TOTAL . . . . .	1,217	102	84	90	156	92	112	89	105	146	92	89	60

TABLE 157 - ACCESSION STATUS CHANGES OF MILITARY PERSONNEL - FY 1955 (CONTINUED)

(An Accession Status Change is the loss and immediate gain of the same individual and does not affect the strength of the Air Force. Table includes SCARWAF.)

TYPE OF CHANGE	TOTAL	JUL (1954)	AUG	SEP	OCT	NOV	DEC	JAN (1955)	FEB	MAR	APR	MAY	JUN
<u>AIR NATIONAL GUARD OFFICER ON EXTENDED ACTIVE DUTY APPOINTED IN AIR FORCE RESERVE - TOTAL</u>	<u>41</u>	-	3	-	12	11	-	3	1	1	5	3	2
<u>OFFICER - TOTAL</u>	<u>34</u>	-	3	-	12	4	-	3	1	1	5	3	2
<u>WARRANT OFFICER - TOTAL</u>	<u>7</u>	-	-	-	-	4	-	-	-	-	-	-	-
<u>ENLISTED - TOTAL</u>	<u>-</u>	-	-	-	-	-	-	-	-	-	-	-	-
<u>CORRECTION ON PREVIOUSLY REPORTED ACCESSION STATUS CHANGE - TOTAL</u>	<u>29</u>	12	1	3	2	2	1	-	2	2	10	3	1
<u>OFFICER - TOTAL</u>	<u>2</u>	1	-	1	-	-	-	-	-	1	-	-	-
<u>WARRANT OFFICER - TOTAL</u>	<u>-</u>	-	-	-	-	-	-	-	-	-	-	-	-
<u>ENLISTED - TOTAL</u>	<u>27</u>	1	1	2	2	2	1	-	2	2	10	3	1

Source: Personnel Statistics Division, Directorate of Statistical Services, DCS/Comptroller.

TABLE 138 - ACCESSION STATUS CHANGES OF FEMALE MILITARY PERSONNEL - FY 1955

(An Accession Status Change is the loss and immediate gain of the same individual and does not affect the strength of the Air Force. Figures in parenthesis represent WAF Officers only and are included in open figures which includes both Air Force Nurses/Women's Medical Specialists and WAF Officers. Data in table below included in "Accession Status Changes of Military Personnel" Table.)

TYPE OF CHANGE	TOTAL	JUL (1954)	AUG	SEP	OCT	NOV	DEC	JAN (1955)	FEB	MAR	APR	MAY	JUN
<u>ACCESSION STATUS CHANGES - TOTAL</u> . . . . .	(14) 749	(1) 37	(4) 63	(6) 112	(1) 68	34	43	50	50	(1) 79	21	65	(1) 57
<u>OFFICER - TOTAL</u> . . . . .	(14) 33	(1) 1	(4) 4	(6) 2	(1) 6	-	-	-	-	(1) 4	2	2	(1) 2
<u>WARRANT OFFICER - TOTAL</u> . . . . .	-	-	-	-	-	-	-	-	-	-	-	-	-
<u>ENLISTED - TOTAL</u> . . . . .	716	36	59	103	62	34	43	50	50	75	89	63	52
<u>IMMEDIATE REENLISTMENT - TOTAL</u> . . . . .	667	33	58	100	58	31	41	47	44	67	80	58	50
<u>OFFICER - TOTAL</u> . . . . .	-	-	-	-	-	-	-	-	-	-	-	-	-
<u>WARRANT OFFICER - TOTAL</u> . . . . .	-	-	-	-	-	-	-	-	-	-	-	-	-
<u>ENLISTED - TOTAL</u> . . . . .	667	33	58	100	58	31	41	47	44	67	80	58	50
<u>Upon Expiration of Term of Service (Reg and SCARWAF Pers) - Total</u> . . . . .	395	10	30	65	40	20	14	35	31	53	33	31	33
Officer . . . . .	-	-	-	-	-	-	-	-	-	-	-	-	-
Warrant Officer . . . . .	-	-	-	-	-	-	-	-	-	-	-	-	-
Enlisted . . . . .	395	10	30	65	40	20	14	35	31	53	33	31	33
<u>Prior to Expiration of Term of Service (Reg and SCARWAF Pers) - Total</u> . . . . .	150	15	17	22	10	2	15	5	6	11	38	8	1
Officer . . . . .	-	-	-	-	-	-	-	-	-	-	-	-	-
Warrant Officer . . . . .	-	-	-	-	-	-	-	-	-	-	-	-	-
Enlisted . . . . .	150	15	17	22	10	2	15	5	6	11	38	8	1
<u>Upon Expiration of Term of Service (Non-Reg Pers) - Total</u> . . . . .	2	1	-	-	1	-	-	-	-	-	-	-	-
Officer . . . . .	-	-	-	-	-	-	-	-	-	-	-	-	-
Warrant Officer . . . . .	-	-	-	-	-	-	-	-	-	-	-	-	-
Enlisted . . . . .	2	1	-	-	1	-	-	-	-	-	-	-	-
<u>Prior to Expiration of Term of Service (Non-Reg Pers) - Total</u> . . . . .	6	-	-	1	1	-	1	2	-	1	-	-	-
Officer . . . . .	-	-	-	-	-	-	-	-	-	-	-	-	-
Warrant Officer . . . . .	-	-	-	-	-	-	-	-	-	-	-	-	-
Enlisted . . . . .	6	-	-	1	1	-	1	2	-	1	-	-	-
<u>Resigned Immediately Reenlisted in Reg AF (Reg and SCARWAF Pers) - Total</u> . . . . .	88	7	11	12	6	9	11	5	7	2	4	10	4
Officer . . . . .	-	-	-	-	-	-	-	-	-	-	-	-	-
Warrant Officer . . . . .	-	-	-	-	-	-	-	-	-	-	-	-	-
Enlisted . . . . .	88	7	11	12	6	9	11	5	7	2	4	10	4

TABLE 158 - ACCESSION STATUS CHANGES OF FEMALE MILITARY PERSONNEL - FY 1955 (CONTINUED)

(An Accession Status Change is the loss and immediate gain of the same individual and does not affect the strength of the Air Force. Figures in parenthesis represent WAF Officers only and are included in open figures which includes both Air Force Nurses/Women's Medical Specialists and WAF Officers. Data in table below included in "Accession Status Changes of Military Personnel" Table.)

TYPE OF CHANGE	TOTAL	JUL (1954)	AUG	SEP	OCT	NOV	DEC	JAN (1955)	FEB	MAR	APR	MAY	JUN
<u>Regular Airmen Immediately Reenlisted in Regular Air Force Upon Expiration Term of Service For Another Base or Technical School - Total</u> . . . . .	26	-	-	-	-	-	-	-	-	-	5	9	12
Officer . . . . .	-	-	-	-	-	-	-	-	-	-	-	-	-
Warrant Officer . . . . .	-	-	-	-	-	-	-	-	-	-	-	-	-
Enlisted . . . . .	26	-	-	-	-	-	-	-	-	-	5	9	12
<u>NON-REGULAR OFFICERS ON EXTENDED ACTIVE DUTY INTEGRATED INTO REGULAR AIR FORCE - TOTAL</u> . . . . .	(11) 19	-	(3) 3	(6) 9	(1) 4	-	-	-	-	-	-	-	(1) 3
<u>OFFICER - TOTAL</u> . . . . .	(11) 19	-	(3) 3	(6) 9	(1) 4	-	-	-	-	-	-	-	(1) 3
<u>WARRANT OFFICER - TOTAL</u> . . . . .	-	-	-	-	-	-	-	-	-	-	-	-	-
<u>ENLISTED - TOTAL</u> . . . . .	-	-	-	-	-	-	-	-	-	-	-	-	-
<u>IMMEDIATE RECALL - TOTAL</u> . . . . .	(3) 17	(1) 1	(1) 1	-	2	1	-	1	1	(1) 4	2	2	2
<u>OFFICER - TOTAL</u> . . . . .	(3) 14	(1) 1	(1) 1	-	2	-	-	-	-	(1) 4	2	2	2
<u>WARRANT OFFICER - TOTAL</u> . . . . .	-	-	-	-	-	-	-	-	-	-	-	-	-
<u>ENLISTED - TOTAL</u> . . . . .	3	-	-	-	-	1	-	1	1	-	-	-	-
<u>Separated and Immediately Recalled in Volunteer Indefinite Status (AFRes Officer) - Total</u> . . . . .	(3) 14	(1) 1	(1) 1	-	2	-	-	-	-	(1) 4	2	2	2
Officer . . . . .	(3) 14	(1) 1	(1) 1	-	2	-	-	-	-	(1) 4	2	2	2
Warrant Officer . . . . .	-	-	-	-	-	-	-	-	-	-	-	-	-
Enlisted . . . . .	-	-	-	-	-	-	-	-	-	-	-	-	-
<u>AFRes and Angus Separated and Volunteer for 24 Months Active Military Service - Total</u> . . . . .	3	-	-	-	-	1	-	1	1	-	-	-	-
Officer . . . . .	-	-	-	-	-	-	-	-	-	-	-	-	-
Warrant Officer . . . . .	-	-	-	-	-	-	-	-	-	-	-	-	-
Enlisted . . . . .	3	-	-	-	-	1	-	1	1	-	-	-	-
<u>TERM OF ENLISTMENT EXTENDED - TOTAL</u> . . . . .	46	3	1	3	4	2	2	2	5	8	9	5	2
<u>OFFICER - TOTAL</u> . . . . .	-	-	-	-	-	-	-	-	-	-	-	-	-
<u>WARRANT OFFICER - TOTAL</u> . . . . .	-	-	-	-	-	-	-	-	-	-	-	-	-
<u>ENLISTED - TOTAL</u> . . . . .	46	3	1	3	4	2	2	2	5	8	9	5	2

Source: Personnel Statistics Division, Directorate of Statistical Services, DCS/Comptroller.

TABLE 159 - ENLISTMENTS AND REENLISTMENTS BY GRADE - FY 1955

(Prior service enlistments includes 62 Master Sergeants, 10 Technical Sergeants, 5 Staff Sergeants, and 91 Airmen First Class who were former Commissioned and Warrant Officers. Excludes reenlistments in the Army for SCARWAF duty.)

TYPE OF ENLISTMENT OR REENLISTMENT BY DATE	TOTAL	MASTER SERGEANT	TECHNICAL SERGEANT	STAFF SERGEANT	AIRMAN FIRST CLASS	AIRMAN SECOND CLASS	AIRMAN THIRD CLASS	BASIC AIRMAN
<u>FY 1955 - TOTAL</u> . . . . .	<u>267,827</u>	<u>21,921</u>	<u>19,823</u>	<u>29,636</u>	<u>17,873</u>	<u>6,457</u>	<u>11,337</u>	<u>160,780</u>
<u>NO PRIOR SERVICE ENLISTMENT - TOTAL</u> . . . . .	<u>158,107</u>	-	<u>1</u>	<u>2</u>	<u>2</u>	<u>12</u>	<u>1,146</u>	<u>156,944</u>
<u>ENLISTMENT FOR OCS OR AVN CADET-TOTAL</u> . . . . .	<u>3,779</u>	-	-	<u>3</u>	<u>7</u>	<u>35</u>	<u>198</u>	<u>3,536</u>
<u>PRIOR SERVICE ENLISTMENT - TOTAL</u> . . . . .	<u>16,670</u>	<u>120</u>	<u>283</u>	<u>1,115</u>	<u>2,822</u>	<u>2,486</u>	<u>2,593</u>	<u>251</u>
<u>REENLISTMENT WITHIN 90 DAYS - TOTAL</u> . . . . .	<u>16,430</u>	<u>839</u>	<u>1,511</u>	<u>7,916</u>	<u>4,951</u>	<u>1,104</u>	<u>94</u>	<u>15</u>
<u>IMMEDIATE REENLISTMENT - TOTAL</u> . . . . .	<u>72,841</u>	<u>20,962</u>	<u>18,028</u>	<u>20,600</u>	<u>10,091</u>	<u>2,820</u>	<u>306</u>	<u>34</u>
<u>July (1954) - Total</u> . . . . .	<u>27,063</u>	<u>4,223</u>	<u>2,935</u>	<u>2,013</u>	<u>907</u>	<u>414</u>	<u>1,056</u>	<u>15,515</u>
No Prior Service Enlistment . . . . .	15,197	-	-	-	-	-	159	15,038
Enlistment for OCS or Avn Cadet . . . . .	514	-	-	-	2	8	49	455
Prior Service Enlistment . . . . .	1,584	16	40	143	280	260	824	21
Reenlistment Within 90 Days . . . . .	1,052	66	141	511	279	55	-	-
Immediate Reenlistment . . . . .	8,716	4,141	2,754	1,359	346	91	24	1
<u>August - Total</u> . . . . .	<u>28,310</u>	<u>3,736</u>	<u>2,954</u>	<u>2,544</u>	<u>1,196</u>	<u>535</u>	<u>1,100</u>	<u>16,245</u>
No Prior Service Enlistment . . . . .	16,091	-	-	1	-	9	126	15,955
Enlistment for OCS or Avn Cadet . . . . .	275	-	-	-	-	1	17	257
Prior Service Enlistment . . . . .	1,757	16	42	134	299	299	937	30
Reenlistment Within 90 Days . . . . .	1,616	68	197	849	407	88	5	2
Immediate Reenlistment . . . . .	8,571	3,652	2,715	1,560	490	138	15	1
<u>September - Total</u> . . . . .	<u>28,829</u>	<u>2,994</u>	<u>2,466</u>	<u>2,701</u>	<u>1,346</u>	<u>571</u>	<u>1,070</u>	<u>17,681</u>
No Prior Service Enlistment . . . . .	17,488	-	1	-	-	1	197	17,289
Enlistment for OCS or Avn Cadet . . . . .	390	-	-	1	2	7	18	362
Prior Service Enlistment . . . . .	1,558	12	27	113	293	270	823	20
Reenlistment Within 90 Days . . . . .	1,737	79	204	896	453	95	7	3
Immediate Reenlistment . . . . .	7,656	2,903	2,234	1,691	598	198	25	7
<u>October - Total</u> . . . . .	<u>25,748</u>	<u>2,450</u>	<u>1,876</u>	<u>2,438</u>	<u>1,260</u>	<u>499</u>	<u>974</u>	<u>16,251</u>
No Prior Service Enlistment . . . . .	15,920	-	-	1	2	1	116	15,800
Enlistment for OCS or Avn Cadet . . . . .	434	-	-	-	-	5	9	420
Prior Service Enlistment . . . . .	1,414	23	40	81	223	216	808	23
Reenlistment Within 90 Days . . . . .	1,495	104	129	766	396	85	10	5
Immediate Reenlistment . . . . .	6,485	2,323	1,707	1,590	639	192	31	3
<u>November - Total</u> . . . . .	<u>18,361</u>	<u>1,884</u>	<u>1,571</u>	<u>2,008</u>	<u>1,112</u>	<u>383</u>	<u>896</u>	<u>10,507</u>
No Prior Service Enlistment . . . . .	10,313	-	-	-	-	-	71	10,242
Enlistment for OCS or Avn Cadet . . . . .	238	-	-	-	-	-	3	235
Prior Service Enlistment . . . . .	1,315	12	17	69	208	182	801	26
Reenlistment Within 90 Days . . . . .	1,207	94	148	592	308	63	2	-
Immediate Reenlistment . . . . .	5,288	1,778	1,406	1,347	596	138	19	4
<u>December - Total</u> . . . . .	<u>16,394</u>	<u>1,552</u>	<u>1,491</u>	<u>2,903</u>	<u>1,783</u>	<u>566</u>	<u>788</u>	<u>7,311</u>
No Prior Service Enlistment . . . . .	7,156	-	-	-	-	-	64	7,092
Enlistment for OCS or Avn Cadet . . . . .	204	-	-	-	-	1	9	194
Prior Service Enlistment . . . . .	1,128	7	8	77	175	169	672	20
Reenlistment Within 90 Days . . . . .	1,355	72	91	621	447	115	9	-
Immediate Reenlistment . . . . .	6,551	1,473	1,392	2,205	1,161	281	34	5

TABLE 159 - ENLISTMENTS AND REENLISTMENTS BY GRADE - FY 1955 (CONTINUED)

(Prior service enlistments includes 62 Master Sergeants, 10 Technical Sergeants, 5 Staff Sergeants, and 91 Airmen First Class who were former Commissioned and Warrant Officers. Excludes reenlistments in the Army for SCARWAF duty.)

TYPE OF ENLISTMENT OR REENLISTMENT BY DATE	TOTAL	MASTER SERGEANT	TECHNICAL SERGEANT	STAFF SERGEANT	AIRMAN FIRST CLASS	AIRMAN SECOND CLASS	AIRMAN THIRD CLASS	BASIC AIRMAN
<u>January (1955) - Total</u> . . . . .	<u>32,141</u>	<u>1,103</u>	<u>1,304</u>	<u>3,791</u>	<u>2,286</u>	<u>702</u>	<u>1,384</u>	<u>21,571</u>
No Prior Service Enlistment . . . . .	21,061	-	-	-	-	-	74	20,987
Enlistment for OCS or Avn Cadet . . . . .	605	-	-	2	-	3	39	561
Prior Service Enlistment . . . . .	1,871	5	18	95	263	270	1,202	18
Reenlistment Within 90 Days . . . . .	1,948	88	131	916	644	133	35	1
Immediate Reenlistment . . . . .	6,656	1,010	1,155	2,778	1,379	296	34	4
<u>February - Total</u> . . . . .	<u>18,194</u>	<u>958</u>	<u>1,236</u>	<u>2,398</u>	<u>1,303</u>	<u>466</u>	<u>882</u>	<u>10,951</u>
No Prior Service Enlistment . . . . .	10,749	-	-	-	-	-	59	10,690
Enlistment for OCS or Avn Cadet . . . . .	245	-	-	-	1	1	4	239
Prior Service Enlistment . . . . .	1,269	7	15	63	208	173	783	20
Reenlistment Within 90 Days . . . . .	1,420	56	91	713	436	107	16	1
Immediate Reenlistment . . . . .	4,511	895	1,130	1,622	658	185	20	1
<u>March - Total</u> . . . . .	<u>17,763</u>	<u>776</u>	<u>1,118</u>	<u>2,476</u>	<u>1,425</u>	<u>494</u>	<u>866</u>	<u>10,608</u>
No Prior Service Enlistment . . . . .	10,523	-	-	-	-	1	79	10,443
Enlistment for OCS or Avn Cadet . . . . .	155	-	-	-	1	1	7	146
Prior Service Enlistment . . . . .	1,287	6	20	83	219	175	766	18
Reenlistment Within 90 Days . . . . .	1,368	73	94	662	443	95	1	-
Immediate Reenlistment . . . . .	4,430	697	1,004	1,731	762	222	13	1
<u>April - Total</u> . . . . .	<u>17,731</u>	<u>656</u>	<u>828</u>	<u>2,099</u>	<u>1,500</u>	<u>544</u>	<u>817</u>	<u>11,287</u>
No Prior Service Enlistment . . . . .	11,019	-	-	-	-	-	75	10,944
Enlistment for OCS or Avn Cadet . . . . .	327	-	-	-	1	3	10	313
Prior Service Enlistment . . . . .	1,209	6	17	80	216	165	701	24
Reenlistment Within 90 Days . . . . .	1,121	45	110	526	353	79	5	3
Immediate Reenlistment . . . . .	4,055	605	701	1,493	930	297	26	3
<u>May - Total</u> . . . . .	<u>15,795</u>	<u>763</u>	<u>998</u>	<u>1,810</u>	<u>1,515</u>	<u>567</u>	<u>744</u>	<u>9,398</u>
No Prior Service Enlistment . . . . .	9,268	-	-	-	-	-	61	9,207
Enlistment for OCS or Avn Cadet . . . . .	181	-	-	-	-	-	14	167
Prior Service Enlistment . . . . .	1,116	2	17	71	214	155	635	22
Reenlistment Within 90 Days . . . . .	956	40	85	399	347	82	3	-
Immediate Reenlistment . . . . .	4,274	721	896	1,340	954	330	31	2
<u>June - Total</u> . . . . .	<u>21,498</u>	<u>826</u>	<u>1,046</u>	<u>2,455</u>	<u>2,240</u>	<u>716</u>	<u>760</u>	<u>13,455</u>
No Prior Service Enlistment . . . . .	13,322	-	-	-	-	-	65	13,257
Enlistment for OCS or Avn Cadet . . . . .	211	-	-	-	-	5	19	187
Prior Service Enlistment . . . . .	1,162	8	22	106	224	152	641	9
Reenlistment Within 90 Days . . . . .	1,155	54	90	465	438	107	1	-
Immediate Reenlistment . . . . .	5,644	764	934	1,884	1,578	452	34	2

Source: Personnel Statistics Division, Directorate of Statistical Services, DCS/Comptroller



TABLE 160 - WAF ENLISTMENTS AND REENLISTMENTS BY GRADE - FY 1955

(Table below is a modification of Table 142, FY 1954. It excludes reenlistment in the Army for SCARWAF duty. The data in the table are included in "Enlistments and Reenlistments by Grade" table.)

TYPE OF ENLISTMENT AND REENLISTMENT BY DATE	TOTAL	MASTER SERGEANT	TECHNICAL SERGEANT	STAFF SERGEANT	AIRMAN FIRST CLASS	AIRMAN SECOND CLASS	AIRMAN THIRD CLASS	BASIC AIRMAN
<u>FY 1955 - TOTAL</u> . . . . .	<u>4,152</u>	<u>57</u>	<u>114</u>	<u>259</u>	<u>313</u>	<u>147</u>	<u>49</u>	<u>3,213</u>
<u>NO PRIOR SERVICE ENLISTMENT - TOTAL</u>	<u>3,214</u>	-	-	<u>1</u>	-	-	<u>8</u>	<u>3,205</u>
<u>ENL FOR OCS OR AVN CADET - TOTAL</u> .	<u>3</u>	-	-	-	-	-	-	<u>3</u>
<u>PRIOR SERVICE ENLISTMENT - TOTAL</u> .	<u>78</u>	-	<u>2</u>	<u>4</u>	<u>22</u>	<u>16</u>	<u>30</u>	<u>4</u>
<u>REENLISTMENT WITHIN 90 DAYS - TOTAL</u>	<u>190</u>	<u>3</u>	<u>13</u>	<u>55</u>	<u>88</u>	<u>29</u>	<u>2</u>	-
<u>IMMEDIATE REENLISTMENT - TOTAL</u> . .	<u>667</u>	<u>54</u>	<u>99</u>	<u>199</u>	<u>203</u>	<u>102</u>	<u>9</u>	<u>1</u>
 <u>July (1954) - Total</u> . . . . .	<u>332</u>	<u>3</u>	<u>6</u>	<u>13</u>	<u>10</u>	<u>5</u>	<u>8</u>	<u>287</u>
No Prior Service Enlistment. . . . .	287	-	-	-	-	-	1	286
Enlistment for OCS or Avn Cadet. . . .	-	-	-	-	-	-	-	-
Prior Service Enlistment . . . . .	6	-	-	-	2	-	3	1
Reenlistment Within 90 Days. . . . .	6	1	1	3	1	-	-	-
Immediate Reenlistment . . . . .	33	2	5	10	7	5	4	-
 <u>August - Total</u> . . . . .	<u>439</u>	<u>7</u>	<u>13</u>	<u>28</u>	<u>10</u>	<u>6</u>	<u>3</u>	<u>372</u>
No Prior Service Enlistment. . . . .	373	-	-	1	-	-	-	372
Enlistment for OCS or Avn Cadet. . . .	-	-	-	-	-	-	-	-
Prior Service Enlistment . . . . .	2	-	-	-	1	-	1	-
Reenlistment Within 90 Days. . . . .	6	-	-	1	2	-	-	-
Immediate Reenlistment . . . . .	58	7	13	23	7	6	2	-
 <u>September - Total</u> . . . . .	<u>485</u>	<u>19</u>	<u>25</u>	<u>43</u>	<u>16</u>	<u>10</u>	-	<u>372</u>
No Prior Service Enlistment. . . . .	372	-	-	-	-	-	-	372
Enlistment for OCS or Avn Cadet. . . .	-	-	-	-	-	-	-	-
Prior Service Enlistment . . . . .	4	-	1	-	-	3	-	-
Reenlistment Within 90 Days. . . . .	9	1	1	5	2	-	-	-
Immediate Reenlistment . . . . .	100	18	23	38	14	7	-	-
 <u>October - Total</u> . . . . .	<u>483</u>	<u>6</u>	<u>20</u>	<u>25</u>	<u>14</u>	<u>10</u>	<u>7</u>	<u>401</u>
No Prior Service Enlistment. . . . .	401	-	-	-	-	-	-	401
Enlistment for OCS or Avn Cadet. . . .	-	-	-	-	-	-	-	-
Prior Service Enlistment . . . . .	11	-	1	-	2	2	6	-
Reenlistment Within 90 Days . . . . .	13	1	3	5	4	-	-	-
Immediate Reenlistment . . . . .	58	5	16	20	8	8	1	-
 <u>November - Total</u> . . . . .	<u>316</u>	<u>6</u>	<u>12</u>	<u>14</u>	<u>11</u>	<u>5</u>	<u>4</u>	<u>264</u>
No Prior Service Enlistment. . . . .	263	-	-	-	-	-	-	263
Enlistment for OCS or Avn Cadet. . . .	-	-	-	-	-	-	-	-
Prior Service Enlistment. . . . .	7	-	-	-	1	2	4	-
Reenlistment Within 90 Days. . . . .	15	-	2	8	3	2	-	-
Immediate Reenlistment . . . . .	31	6	10	6	7	1	-	1
 <u>December - Total</u> . . . . .	<u>247</u>	<u>4</u>	<u>14</u>	<u>11</u>	<u>18</u>	<u>8</u>	<u>2</u>	<u>190</u>
No Prior Service Enlistment. . . . .	188	-	-	-	-	-	-	188
Enlistment for OCS or Avn Cadet. . . .	1	-	-	-	-	-	-	1
Prior Service Enlistment . . . . .	5	-	-	-	2	-	2	-
Reenlistment Within 90 Days. . . . .	12	-	3	3	5	1	-	-
Immediate Reenlistment . . . . .	41	4	11	8	11	7	-	-

TABLE 160 - WAF ENLISTMENTS, AND REENLISTMENTS BY GRADE - FY 1955 (CONTINUED)

(See first page of this table for headnote.)

TYPE OF ENLISTMENT AND REENLISTMENT BY DATE	TOTAL	MASTER SERGEANT	TECHNICAL SERGEANT	STAFF SERGEANT	AIRMAN FIRST CLASS	AIRMAN SECOND CLASS	AIRMAN THIRD CLASS	BASIC AIRMAN
<u>January (1955) - Total</u> . . . . .	<u>270</u>	<u>2</u>	<u>8</u>	<u>17</u>	<u>31</u>	<u>8</u>	<u>5</u>	<u>199</u>
No Prior Service Enlistment . . . . .	200	-	-	-	-	-	2	198
Enlistment for OCS or Avn Cadet . . . . .	-	-	-	-	-	-	-	-
Prior Service Enlistment . . . . .	5	-	-	1	2	-	1	1
Reenlistment Within 90 Days . . . . .	18	-	2	4	10	-	2	-
Immediate Reenlistment . . . . .	47	2	6	12	19	8	-	-
<u>February - Total</u> . . . . .	<u>261</u>	<u>3</u>	<u>4</u>	<u>18</u>	<u>31</u>	<u>9</u>	<u>3</u>	<u>193</u>
No Prior Service Enlistment . . . . .	193	-	-	-	-	-	-	193
Enlistment for OCS or Avn Cadet . . . . .	-	-	-	-	-	-	-	-
Prior Service Enlistment . . . . .	8	-	-	-	2	3	3	-
Reenlistment Within 90 Days . . . . .	16	-	1	4	9	2	-	-
Immediate Reenlistment . . . . .	44	3	3	14	20	4	-	-
<u>March - Total</u> . . . . .	<u>301</u>	<u>2</u>	<u>2</u>	<u>24</u>	<u>43</u>	<u>22</u>	<u>4</u>	<u>204</u>
No Prior Service Enlistment . . . . .	205	-	-	-	-	-	2	203
Enlistment for OCS or Avn Cadet . . . . .	1	-	-	-	-	-	-	1
Prior Service Enlistment . . . . .	10	-	-	3	2	3	2	-
Reenlistment Within 90 Days . . . . .	18	-	-	2	12	4	-	-
Immediate Reenlistment . . . . .	67	2	2	19	29	15	-	-
<u>April - Total</u> . . . . .	<u>326</u>	<u>1</u>	<u>2</u>	<u>21</u>	<u>51</u>	<u>29</u>	<u>4</u>	<u>218</u>
No Prior Service Enlistment . . . . .	219	-	-	-	-	-	1	218
Enlistment for OCS or Avn Cadet . . . . .	-	-	-	-	-	-	-	-
Prior Service Enlistment . . . . .	5	-	-	-	1	2	2	-
Reenlistment Within 90 Days . . . . .	22	-	-	4	10	8	-	-
Immediate Reenlistment . . . . .	80	1	2	17	40	19	1	-
<u>May - Total</u> . . . . .	<u>336</u>	<u>3</u>	<u>6</u>	<u>19</u>	<u>46</u>	<u>19</u>	<u>5</u>	<u>238</u>
No Prior Service Enlistment . . . . .	238	-	-	-	-	-	1	237
Enlistment for OCS or Avn Cadet . . . . .	-	-	-	-	-	-	-	-
Prior Service Enlistment . . . . .	10	-	-	-	4	1	4	1
Reenlistment Within 90 Days . . . . .	30	-	-	5	18	7	-	-
Immediate Reenlistment . . . . .	58	3	6	14	24	11	-	-
<u>June - Total</u> . . . . .	<u>356</u>	<u>1</u>	<u>2</u>	<u>26</u>	<u>32</u>	<u>16</u>	<u>4</u>	<u>275</u>
No Prior Service Enlistment . . . . .	275	-	-	-	-	-	1	274
Enlistment for OCS or Avn Cadet . . . . .	1	-	-	-	-	-	-	1
Prior Service Enlistment . . . . .	5	-	-	-	3	-	2	-
Reenlistment Within 90 Days . . . . .	25	-	-	8	12	5	-	-
Immediate Reenlistment . . . . .	50	1	2	18	17	11	1	-

Source: Personnel Statistics Division, Directorate of Statistical Services, DCS/Comptroller.

TABLE 161 - ENLISTMENTS AND REENLISTMENTS BY TERM OF ENLISTMENT - FY 1955

(Prior service enlistments includes 121 four (4) year enlistment and 47 six (6) year enlistment who were former Commissioned and Warrant Officers. Excludes reenlistments in the Army for SCARWAF duty.)

TYPE OF ENLISTMENT OR REENLISTMENT BY DATE	TOTAL	TERM OF ENLISTMENT OR REENLISTMENT			
		2 Years	3 Years	4 Years	6 Years
<u>FY 1955 - TOTAL</u> . . . . .	<u>267,827</u>	<u>4,187</u>	<u>3,553</u>	<u>187,383</u>	<u>72,704</u>
<u>NO PRIOR SERVICE ENLISTMENT - TOTAL</u> . . . . .	<u>158,107</u>	<u>411</u>	<u>3,169</u>	<u>154,510</u>	<u>17</u>
<u>ENLISTMENT FOR OCS OR AVN CADET - TOTAL</u> . . . . .	<u>3,779</u>	<u>3,769</u>	<u>3</u>	<u>7</u>	<u>-</u>
<u>PRIOR SERVICE ENLISTMENT - TOTAL</u> . . . . .	<u>16,670</u>	<u>7</u>	<u>63</u>	<u>15,809</u>	<u>791</u>
<u>REENLISTMENT WITHIN 90 DAYS - TOTAL</u> . . . . .	<u>16,430</u>	<u>-</u>	<u>86</u>	<u>5,068</u>	<u>11,276</u>
<u>IMMEDIATE REENLISTMENT - TOTAL</u> . . . . .	<u>72,841</u>	<u>-</u>	<u>232</u>	<u>11,989</u>	<u>60,620</u>
<u>July (1954) - Total</u> . . . . .	<u>27,063</u>	<u>607</u>	<u>287</u>	<u>18,937</u>	<u>7,232</u>
No Prior Service Enlistment. . . . .	15,197	94	268	14,832	3
Enlistment for OCS or Avn Cadet. . . . .	514	513	-	1	-
Prior Service Enlistment . . . . .	1,584	-	4	1,474	106
Reenlistment Within 90 Days. . . . .	1,052	-	1	407	644
Immediate Reenlistment . . . . .	8,716	-	14	2,223	6,479
<u>August - Total</u> . . . . .	<u>28,310</u>	<u>351</u>	<u>390</u>	<u>18,962</u>	<u>8,607</u>
No Prior Service Enlistment. . . . .	16,091	78	370	15,642	1
Enlistment for OCS or Avn Cadet. . . . .	275	273	-	2	-
Prior Service Enlistment . . . . .	1,757	-	2	1,628	127
Reenlistment Within 90 Days. . . . .	1,616	-	1	414	1,201
Immediate Reenlistment . . . . .	8,571	-	17	1,276	7,278
<u>September - Total</u> . . . . .	<u>28,829</u>	<u>494</u>	<u>399</u>	<u>20,141</u>	<u>7,795</u>
No Prior Service Enlistment. . . . .	17,488	104	372	17,011	1
Enlistment for OCS or Avn Cadet. . . . .	390	389	-	1	-
Prior Service Enlistment . . . . .	1,558	1	3	1,449	105
Reenlistment Within 90 Days. . . . .	1,737	-	4	516	1,217
Immediate Reenlistment . . . . .	7,656	-	20	1,164	6,472
<u>October - Total</u> . . . . .	<u>25,748</u>	<u>478</u>	<u>443</u>	<u>18,444</u>	<u>6,383</u>
No Prior Service Enlistment. . . . .	15,920	45	401	15,473	1
Enlistment for OCS or Avn Cadet. . . . .	434	432	-	2	-
Prior Service Enlistment . . . . .	1,414	1	8	1,307	98
Reenlistment Within 90 Days. . . . .	1,495	-	9	533	953
Immediate Reenlistment . . . . .	6,485	-	25	1,129	5,331
<u>November - Total</u> . . . . .	<u>18,361</u>	<u>259</u>	<u>279</u>	<u>12,746</u>	<u>5,077</u>
No Prior Service Enlistment. . . . .	10,313	21	260	10,032	-
Enlistment for OCS or Avn Cadet. . . . .	238	238	-	-	-
Prior Service Enlistment . . . . .	1,315	-	7	1,262	46
Reenlistment Within 90 Days. . . . .	1,207	-	5	400	802
Immediate Reenlistment . . . . .	5,288	-	7	1,052	4,229
<u>December - Total</u> . . . . .	<u>16,394</u>	<u>216</u>	<u>208</u>	<u>9,417</u>	<u>6,553</u>
No Prior Service Enlistment. . . . .	7,156	13	188	6,954	1
Enlistment for OCS or Avn Cadet. . . . .	204	203	1	-	-
Prior Service Enlistment . . . . .	1,128	-	5	1,071	52
Reenlistment Within 90 Days. . . . .	1,355	-	4	417	934
Immediate Reenlistment . . . . .	6,551	-	10	975	5,966

TABLE 161 - ENLISTMENTS AND REENLISTMENTS BY TERM OF ENLISTMENT - FY 1955 (CONTINUED)

(Prior service enlistments includes 121 four (4) year enlistment and 47 six (6) year enlistment who were former Commissioned and Warrant Officers. Excludes reenlistments in the Army for SCARWAF duty.)

TYPE OF ENLISTMENT OR REENLISTMENT BY DATE	TOTAL	TERM OF ENLISTMENT OR REENLISTMENT			
		2 Years	3 Years	4 Years	6 Years
<u>January (1955) - Total</u> . . . . .	<u>32,141</u>	<u>634</u>	<u>232</u>	<u>24,264</u>	<u>7,011</u>
No Prior Service Enlistment. . . . .	21,061	25	198	20,831	7
Enlistment for OCS or Avn Cadet. . . . .	605	605	-	-	-
Prior Service Enlistment . . . . .	1,871	4	2	1,806	59
Reenlistment Within 90 Days. . . . .	1,948	-	7	545	1,396
Immediate Reenlistment . . . . .	6,656	-	25	1,082	5,549
<u>February - Total</u> . . . . .	<u>18,194</u>	<u>260</u>	<u>219</u>	<u>12,836</u>	<u>4,879</u>
No Prior Service Enlistment. . . . .	10,749	15	190	10,543	1
Enlistment for OCS or Avn Cadet. . . . .	245	245	-	-	-
Prior Service Enlistment . . . . .	1,269	-	7	1,231	31
Reenlistment Within 90 Days. . . . .	1,420	-	10	408	1,002
Immediate Reenlistment . . . . .	4,511	-	12	654	3,845
<u>March - Total</u> . . . . .	<u>17,763</u>	<u>156</u>	<u>253</u>	<u>12,528</u>	<u>4,826</u>
No Prior Service Enlistment. . . . .	10,523	2	203	10,317	1
Enlistment for OCS or Avn Cadet. . . . .	155	154	1	-	-
Prior Service Enlistment . . . . .	1,287	-	8	1,233	46
Reenlistment Within 90 Days. . . . .	1,368	-	7	401	960
Immediate Reenlistment . . . . .	4,430	-	34	577	3,819
<u>April - Total</u> . . . . .	<u>17,731</u>	<u>334</u>	<u>255</u>	<u>12,904</u>	<u>4,238</u>
No Prior Service Enlistment. . . . .	11,019	7	206	10,806	-
Enlistment for OCS or Avn Cadet. . . . .	327	326	-	1	-
Prior Service Enlistment . . . . .	1,209	1	4	1,164	40
Reenlistment Within 90 Days. . . . .	1,121	-	13	334	774
Immediate Reenlistment . . . . .	4,055	-	32	599	3,424
<u>May - Total</u> . . . . .	<u>15,795</u>	<u>184</u>	<u>277</u>	<u>11,016</u>	<u>4,318</u>
No Prior Service Enlistment. . . . .	9,268	3	238	9,027	-
Enlistment for OCS or Avn Cadet. . . . .	181	181	-	-	-
Prior Service Enlistment . . . . .	1,116	-	9	1,085	22
Reenlistment Within 90 Days. . . . .	956	-	10	333	613
Immediate Reenlistment . . . . .	4,274	-	20	571	3,683
<u>June - Total</u> . . . . .	<u>21,498</u>	<u>214</u>	<u>311</u>	<u>15,188</u>	<u>5,785</u>
No Prior Service Enlistment. . . . .	13,322	4	275	13,042	1
Enlistment for OCS or Avn Cadet. . . . .	211	210	1	-	-
Prior Service Enlistment . . . . .	1,162	-	4	1,099	59
Reenlistment Within 90 Days. . . . .	1,155	-	15	360	780
Immediate Reenlistment . . . . .	5,648	-	16	687	4,945

Source: Personnel Statistics Division, Directorate of Statistical Services, DCS/Comptroller

TABLE 162 - WAF ENLISTMENTS AND REENLISTMENTS BY TERM OF ENLISTMENT - FY 1955

(Table below is a modification of Table 145, FY 1954. It excludes reenlistments in the Army for SCARMAF duty. Data are included in "Enlistments and Reenlistments by Term of Enlistment" table.)

TYPE OF ENLISTMENT OR REENLISTMENT	TOTAL	TERM OF ENLISTMENT OR REENLISTMENT			
		2 Years	3 Years	4 Years	6 Years
<u>FY 1955 - TOTAL</u> . . . . .	<u>4,152</u>	-	<u>3,551</u>	<u>208</u>	<u>393</u>
<u>NO PRIOR SERVICE ENLISTMENT - TOTAL</u> . . . . .	<u>3,214</u>	-	<u>3,169</u>	<u>45</u>	-
<u>ENLISTMENT FOR OCS OR AVN CADET - TOTAL</u> . . . . .	<u>3</u>	-	<u>3</u>	-	-
<u>PRIOR SERVICE ENLISTMENT - TOTAL</u> . . . . .	<u>78</u>	-	<u>63</u>	<u>8</u>	<u>7</u>
<u>REENLISTMENT WITHIN 90 DAYS - TOTAL</u> . . . . .	<u>190</u>	-	<u>86</u>	<u>46</u>	<u>58</u>
<u>IMMEDIATE REENLISTMENT - TOTAL</u> . . . . .	<u>667</u>	-	<u>230</u>	<u>109</u>	<u>328</u>
<u>July (1954) - Total</u> . . . . .	<u>332</u>	-	<u>287</u>	<u>32</u>	<u>13</u>
No Prior Service Enlistment . . . . .	287	-	268	19	-
Enlistment for OCS or Aviation Cadet . . . . .	-	-	-	-	-
Prior Service Enlistment . . . . .	6	-	4	2	-
Reenlistment Within 90 Days . . . . .	6	-	1	2	3
Immediate Reenlistment . . . . .	33	-	14	9	10
<u>August - Total</u> . . . . .	<u>439</u>	-	<u>388</u>	<u>16</u>	<u>35</u>
No Prior Service Enlistment . . . . .	373	-	370	3	-
Enlistment for OCS or Aviation Cadet . . . . .	-	-	-	-	-
Prior Service Enlistment . . . . .	2	-	2	-	-
Reenlistment Within 90 Days . . . . .	6	-	1	3	2
Immediate Reenlistment . . . . .	58	-	15	10	33
<u>September - Total</u> . . . . .	<u>485</u>	-	<u>399</u>	<u>15</u>	<u>71</u>
No Prior Service Enlistment . . . . .	372	-	372	-	-
Enlistment for OCS or Aviation Cadet . . . . .	-	-	-	-	-
Prior Service Enlistment . . . . .	4	-	3	-	1
Reenlistment Within 90 Days . . . . .	9	-	4	1	4
Immediate Reenlistment . . . . .	100	-	20	14	66
<u>October - Total</u> . . . . .	<u>483</u>	-	<u>443</u>	<u>10</u>	<u>30</u>
No Prior Service Enlistment . . . . .	401	-	401	-	-
Enlistment for OCS or Aviation Cadet . . . . .	-	-	-	-	-
Prior Service Enlistment . . . . .	11	-	8	2	1
Reenlistment Within 90 Days . . . . .	13	-	9	2	2
Immediate Reenlistment . . . . .	58	-	25	6	27
<u>November - Total</u> . . . . .	<u>316</u>	-	<u>279</u>	<u>8</u>	<u>29</u>
No Prior Service Enlistment . . . . .	263	-	260	3	-
Enlistment for OCS or Aviation Cadet . . . . .	-	-	-	-	-
Prior Service Enlistment . . . . .	7	-	7	-	-
Reenlistment Within 90 Days . . . . .	15	-	5	5	5
Immediate Reenlistment . . . . .	31	-	7	-	24
<u>December - Total</u> . . . . .	<u>247</u>	-	<u>208</u>	<u>10</u>	<u>29</u>
No Prior Service Enlistment . . . . .	188	-	188	-	-
Enlistment for OCS or Aviation Cadet . . . . .	1	-	1	-	-
Prior Service Enlistment . . . . .	5	-	5	-	-
Reenlistment Within 90 Days . . . . .	12	-	4	4	4
Immediate Reenlistment . . . . .	41	-	10	6	25

TABLE 162 - WAF ENLISTMENTS AND REENLISTMENTS BY TERM OF ENLISTMENT - FY 1955 (CONTINUED)

(See first page of this table for headnote.)

TYPE OF ENLISTMENT OR REENLISTMENT	TOTAL	TERM OF ENLISTMENT OR REENLISTMENT			
		2 Years	3 Years	4 Years	6 Years
<u>January (1955) - Total</u> . . . . .	<u>270</u>	-	<u>232</u>	<u>15</u>	<u>23</u>
No Prior Service Enlistment . . . . .	200	-	198	2	-
Enlistment for OCS or Aviation Cadet. . . . .	-	-	-	-	-
Prior Service Enlistment. . . . .	5	-	2	-	3
Reenlistment Within 90 Days . . . . .	18	-	7	7	4
Immediate Reenlistment. . . . .	47	-	25	6	16
<u>February - Total</u> . . . . .	<u>261</u>	-	<u>219</u>	<u>15</u>	<u>27</u>
No Prior Service Enlistment . . . . .	193	-	190	3	-
Enlistment for OCS or Aviation Cadet. . . . .	-	-	-	-	-
Prior Service Enlistment. . . . .	8	-	7	1	-
Reenlistment Within 90 Days . . . . .	16	-	10	2	4
Immediate Reenlistment. . . . .	44	-	12	9	23
<u>March - Total</u> . . . . .	<u>301</u>	-	<u>253</u>	<u>16</u>	<u>32</u>
No Prior Service Enlistment . . . . .	205	-	203	2	-
Enlistment for OCS or Aviation Cadet. . . . .	1	-	1	-	-
Prior Service Enlistment. . . . .	10	-	8	1	1
Reenlistment Within 90 Days . . . . .	18	-	7	3	8
Immediate Reenlistment. . . . .	67	-	34	10	23
<u>April - Total</u> . . . . .	<u>326</u>	-	<u>255</u>	<u>41</u>	<u>30</u>
No Prior Service Enlistment . . . . .	219	-	206	13	-
Enlistment for OCS or Aviation Cadet. . . . .	-	-	-	-	-
Prior Service Enlistment. . . . .	5	-	4	1	-
Reenlistment Within 90 Days . . . . .	22	-	13	7	2
Immediate Reenlistment. . . . .	80	-	32	20	28
<u>May - Total</u> . . . . .	<u>336</u>	-	<u>277</u>	<u>21</u>	<u>38</u>
No Prior Service Enlistment . . . . .	238	-	238	-	-
Enlistment for OCS or Aviation Cadet. . . . .	-	-	-	-	-
Prior Service Enlistment. . . . .	10	-	9	1	-
Reenlistment Within 90 Days . . . . .	30	-	10	7	13
Immediate Reenlistment. . . . .	58	-	20	13	25
<u>June - Total</u> . . . . .	<u>356</u>	-	<u>311</u>	<u>9</u>	<u>36</u>
No Prior Service Enlistment . . . . .	275	-	275	-	-
Enlistment for OCS or Aviation Cadet. . . . .	1	-	1	-	-
Prior Service Enlistment. . . . .	5	-	4	-	1
Reenlistment Within 90 Days . . . . .	25	-	15	3	7
Immediate Reenlistment. . . . .	50	-	16	6	28

Source: Personnel Statistics Division, Directorate of Statistical Services, DCS/Comptroller

TABLE 183 -- EDUCATIONAL LEVEL OF NON-PRIOR SERVICE ENLISTMENTS AND ENLISTMENTS FOR OFFICER CANDIDATE SCHOOL AND AVIATION CADETS - FY 1955

TYPE AND MONTH OF ENLISTMENT	EDUCATIONAL LEVEL												
	TOTAL			Non-High School or Non-Graduate		High School Graduate		Less Than 2 Years College		More Than 2 Years College No Degree		One or More Degrees	
	Total	Male	Female	Male	Female	Male	Female	Male	Female	Male	Female	Male	Female
<u>FY 1955 - TOTAL</u> . . . . .	<u>161,886</u>	<u>158,669</u>	<u>3,217</u>	<u>77,100</u>	<u>310</u>	<u>66,519</u>	<u>2,579</u>	<u>9,029</u>	<u>195</u>	<u>4,389</u>	<u>93</u>	<u>1,632</u>	<u>40</u>
<u>NO PRIOR SERVICE ENLISTMENT - TOTAL</u> . . . . .	<u>158,107</u>	<u>154,893</u>	<u>3,214</u>	<u>77,095</u>	<u>310</u>	<u>65,463</u>	<u>2,579</u>	<u>7,907</u>	<u>194</u>	<u>3,227</u>	<u>93</u>	<u>1,201</u>	<u>38</u>
<u>ENLISTMENT FOR OFFICER CANDIDATE SCHOOL OR AVIATION CADET - TOTAL</u>	<u>3,779</u>	<u>3,776</u>	<u>3</u>	<u>5</u>	<u>-</u>	<u>1,056</u>	<u>-</u>	<u>1,122</u>	<u>1</u>	<u>1,162</u>	<u>-</u>	<u>431</u>	<u>2</u>
<u>July (1954) - Total</u> . . . . .	<u>15,711</u>	<u>15,424</u>	<u>287</u>	<u>6,326</u>	<u>13</u>	<u>7,639</u>	<u>245</u>	<u>711</u>	<u>14</u>	<u>452</u>	<u>10</u>	<u>296</u>	<u>5</u>
No Prior Service Enlistment . . . . .	15,197	14,910	287	6,326	13	7,488	245	507	14	284	10	225	5
Enlistment For Officer Candidate School or Aviation Cadet. . . . .	514	514	-	-	-	151	-	124	-	168	-	71	-
<u>August - Total</u> . . . . .	<u>16,366</u>	<u>15,993</u>	<u>373</u>	<u>7,229</u>	<u>43</u>	<u>7,359</u>	<u>301</u>	<u>760</u>	<u>18</u>	<u>406</u>	<u>10</u>	<u>239</u>	<u>1</u>
No Prior Service Enlistment . . . . .	16,091	15,718	373	7,227	43	7,283	301	676	18	329	10	203	1
Enlistment For Officer Candidate School or Aviation Cadet. . . . .	275	275	-	2	-	76	-	84	-	77	-	36	-
<u>September - Total</u> . . . . .	<u>17,878</u>	<u>17,506</u>	<u>372</u>	<u>7,344</u>	<u>38</u>	<u>8,474</u>	<u>283</u>	<u>868</u>	<u>31</u>	<u>537</u>	<u>13</u>	<u>283</u>	<u>7</u>
No Prior Service Enlistment . . . . .	17,488	17,116	372	7,344	38	8,368	283	778	31	417	13	209	7
Enlistment For Officer Candidate School or Aviation Cadet. . . . .	390	390	-	-	-	106	-	90	-	120	-	74	-
<u>October - Total</u> . . . . .	<u>16,354</u>	<u>15,953</u>	<u>401</u>	<u>8,260</u>	<u>51</u>	<u>6,212</u>	<u>313</u>	<u>856</u>	<u>14</u>	<u>440</u>	<u>16</u>	<u>185</u>	<u>7</u>
No Prior Service Enlistment . . . . .	15,920	15,519	401	8,258	51	6,105	313	744	14	307	16	105	7
Enlistment For Officer Candidate School or Aviation Cadet. . . . .	434	434	-	2	-	107	-	112	-	133	-	80	-
<u>November - Total</u> . . . . .	<u>10,551</u>	<u>10,288</u>	<u>263</u>	<u>5,504</u>	<u>38</u>	<u>3,772</u>	<u>202</u>	<u>549</u>	<u>15</u>	<u>377</u>	<u>5</u>	<u>86</u>	<u>3</u>
No Prior Service Enlistment . . . . .	10,313	10,050	263	5,503	38	3,694	202	483	15	304	5	66	3
Enlistment For Officer Candidate School or Aviation Cadet. . . . .	238	238	-	1	-	78	-	66	-	73	-	20	-
<u>December - Total</u> . . . . .	<u>7,360</u>	<u>7,171</u>	<u>189</u>	<u>4,371</u>	<u>22</u>	<u>2,224</u>	<u>149</u>	<u>325</u>	<u>2</u>	<u>175</u>	<u>6</u>	<u>76</u>	<u>3</u>
No Prior Service Enlistment . . . . .	7,156	6,968	188	4,371	22	2,163	149	274	9	114	6	46	2
Enlistment For Officer Candidate School or Aviation Cadet. . . . .	204	203	1	-	-	61	-	51	-	61	-	30	1
<u>January (1955) - Total</u> . . . . .	<u>21,666</u>	<u>21,466</u>	<u>200</u>	<u>9,541</u>	<u>16</u>	<u>8,993</u>	<u>162</u>	<u>2,026</u>	<u>14</u>	<u>764</u>	<u>3</u>	<u>142</u>	<u>5</u>
No Prior Service Enlistment . . . . .	21,061	20,861	200	9,541	16	8,825	162	1,861	14	548	3	86	5
Enlistment For Officer Candidate School or Aviation Cadet. . . . .	605	605	-	-	-	168	-	165	-	216	-	56	-

TABLE 163 - EDUCATIONAL LEVEL OF NON-PRIOR SERVICE ENLISTMENTS AND ENLISTMENTS FOR OFFICER CANDIDATE SCHOOL AND AVIATION CADETS - FY 1955 (CONTINUED)

TYPE AND MONTH OF ENLISTMENT	EDUCATIONAL LEVEL												
	TOTAL			Non-High School or Non-Graduate		High School Graduate		Less Than 2 Years College		More Than 2 Years College No Degree		One or More Degrees	
	Total	Male	Female	Male	Female	Male	Female	Male	Female	Male	Female	Male	Female
<u>February (1955) - Total</u>	<u>10,994</u>	<u>10,801</u>	<u>193</u>	<u>5,561</u>	<u>7</u>	<u>3,801</u>	<u>158</u>	<u>999</u>	<u>16</u>	<u>361</u>	<u>9</u>	<u>79</u>	<u>3</u>
No Prior Service Enlistment	10,749	10,556	193	5,561	7	3,741	158	914	16	280	9	60	3
Enlistment For Officer Candidate School or Aviation Cadet.	245	245	-	-	-	60	-	85	-	81	-	19	-
<u>March - Total</u>	<u>10,678</u>	<u>10,472</u>	<u>206</u>	<u>6,602</u>	<u>14</u>	<u>3,083</u>	<u>169</u>	<u>545</u>	<u>16</u>	<u>202</u>	<u>5</u>	<u>40</u>	<u>2</u>
No Prior Service Enlistment	10,523	10,318	205	6,602	14	3,039	169	484	16	159	5	34	1
Enlistment For Officer Candidate School or Aviation Cadet.	155	154	1	-	-	44	-	61	-	43	-	6	1
<u>April - Total</u>	<u>11,346</u>	<u>11,127</u>	<u>219</u>	<u>7,927</u>	<u>18</u>	<u>2,369</u>	<u>177</u>	<u>629</u>	<u>19</u>	<u>155</u>	<u>4</u>	<u>47</u>	<u>1</u>
No Prior Service Enlistment	11,019	10,800	219	7,927	18	2,264	177	467	19	110	4	32	1
Enlistment For Officer Candidate School or Aviation Cadet.	327	327	-	-	-	105	-	162	-	45	-	15	-
<u>May - Total</u>	<u>9,449</u>	<u>9,211</u>	<u>238</u>	<u>4,976</u>	<u>34</u>	<u>3,654</u>	<u>188</u>	<u>330</u>	<u>9</u>	<u>187</u>	<u>5</u>	<u>64</u>	<u>2</u>
No Prior Service Enlistment	9,268	9,030	238	4,976	34	3,607	188	263	9	127	5	57	2
Enlistment For Officer Candidate School or Aviation Cadet.	181	181	-	-	-	47	-	67	-	60	-	7	-
<u>June - Total</u>	<u>13,533</u>	<u>13,257</u>	<u>276</u>	<u>3,459</u>	<u>16</u>	<u>8,939</u>	<u>232</u>	<u>431</u>	<u>20</u>	<u>333</u>	<u>7</u>	<u>95</u>	<u>1</u>
No Prior Service Enlistment	13,322	13,047	275	3,459	16	8,886	232	376	19	248	7	78	1
Enlistment For Officer Candidate School or Aviation Cadet.	211	210	1	-	-	53	-	55	1	85	-	17	-

Source: Personnel Statistics Division, Directorate of Statistical Services, DCS/Comptroller.



TABLE 164 - NON-PRIOR SERVICE ENLISTMENTS BY ARMED FORCES QUALIFICATION TEST (AFQT)  
MENTAL GROUP - FY 1955

MONTH AND YEAR	TOTAL		PERSONNEL BY MENTAL GROUP							
			Group 1 (93 Through 100)		Group 2 (65 Through 92)		Group 3 (31 Through 64)		Group 4 (10 Through 30)	
	Number	Per Cent	Number	Per Cent	Number	Per Cent	Number	Per Cent	Number	Per Cent
<u>FY 55 - TOTAL</u> . . . . .	<u>158,107</u>	<u>100.0</u>	<u>10,091</u>	<u>6.4</u>	<u>41,205</u>	<u>26.1</u>	<u>65,641</u>	<u>41.5</u>	<u>41,170</u>	<u>26.0</u>
MALE - TOTAL . . . . .	154,893	100.0	9,952	6.4	39,526	25.5	64,248	41.5	41,167	26.6
FEMALE - TOTAL . . . . .	<u>3,214</u>	<u>100.0</u>	<u>139</u>	<u>4.3</u>	<u>1,679</u>	<u>52.3</u>	<u>1,393</u>	<u>43.3</u>	<u>2</u>	<u>.1</u>
<u>July (1954) - Total</u> . . . . .	<u>15,197</u>	<u>100.0</u>	<u>914</u>	<u>6.0</u>	<u>3,881</u>	<u>25.5</u>	<u>6,442</u>	<u>42.4</u>	<u>3,960</u>	<u>26.1</u>
Male . . . . .	14,910	100.0	902	6.8	3,730	25.0	6,318	42.3	3,960	26.6
Female . . . . .	287	100.0	12	4.0	151	52.2	124	43.6	-	-
<u>August - Total</u> . . . . .	<u>16,091</u>	<u>100.0</u>	<u>980</u>	<u>6.1</u>	<u>4,244</u>	<u>26.4</u>	<u>6,723</u>	<u>41.8</u>	<u>4,144</u>	<u>25.7</u>
Male . . . . .	15,718	100.0	962	6.1	4,052	25.8	6,560	41.7	4,144	26.4
Female . . . . .	373	100.0	18	4.2	192	51.4	163	43.7	-	-
<u>September - Total</u> . . . . .	<u>17,488</u>	<u>100.0</u>	<u>1,084</u>	<u>6.2</u>	<u>5,022</u>	<u>28.7</u>	<u>6,992</u>	<u>40.0</u>	<u>4,390</u>	<u>25.1</u>
Male . . . . .	17,116	100.0	1,070	6.3	4,824	28.2	6,833	39.9	4,389	25.6
Female . . . . .	372	100.0	14	3.8	198	53.2	159	42.7	1	.3
<u>October - Total</u> . . . . .	<u>15,920</u>	<u>100.0</u>	<u>925</u>	<u>5.8</u>	<u>3,599</u>	<u>22.6</u>	<u>5,404</u>	<u>33.9</u>	<u>5,992</u>	<u>37.7</u>
Male . . . . .	15,519	100.0	914	5.9	3,369	21.7	5,244	33.8	5,992	38.6
Female . . . . .	401	100.0	11	2.7	230	57.4	160	39.9	-	-
<u>November - Total</u> . . . . .	<u>10,313</u>	<u>100.0</u>	<u>753</u>	<u>7.5</u>	<u>2,826</u>	<u>27.4</u>	<u>3,967</u>	<u>38.3</u>	<u>2,767</u>	<u>26.8</u>
Male . . . . .	10,050	100.0	743	7.4	2,692	26.8	3,848	38.3	2,767	27.5
Female . . . . .	263	100.0	10	3.8	134	50.9	119	45.3	-	-
<u>December - Total</u> . . . . .	<u>7,156</u>	<u>100.0</u>	<u>393</u>	<u>5.5</u>	<u>1,661</u>	<u>23.2</u>	<u>3,198</u>	<u>44.7</u>	<u>1,904</u>	<u>26.6</u>
Male . . . . .	6,968	100.0	384	5.5	1,570	22.6	3,110	44.6	1,904	27.3
Female . . . . .	188	100.0	9	4.7	91	48.4	88	46.9	-	-
<u>January (1955) - Total</u> . . . . .	<u>21,061</u>	<u>100.0</u>	<u>1,895</u>	<u>9.0</u>	<u>6,826</u>	<u>32.4</u>	<u>9,896</u>	<u>46.9</u>	<u>2,444</u>	<u>11.7</u>
Male . . . . .	20,861	100.0	1,885	9.0	6,719	32.2	9,813	47.0	2,444	11.8
Female . . . . .	200	100.0	10	5.0	107	53.4	83	41.5	-	-
<u>February - Total</u> . . . . .	<u>10,749</u>	<u>100.0</u>	<u>753</u>	<u>7.1</u>	<u>2,861</u>	<u>26.6</u>	<u>4,669</u>	<u>43.4</u>	<u>2,466</u>	<u>22.9</u>
Male . . . . .	10,556	100.0	743	7.0	2,762	26.2	4,585	43.4	2,466	23.4
Female . . . . .	193	100.0	10	5.2	99	51.3	84	43.5	-	-
<u>March - Total</u> . . . . .	<u>10,523</u>	<u>100.0</u>	<u>586</u>	<u>5.6</u>	<u>2,381</u>	<u>22.6</u>	<u>4,523</u>	<u>43.0</u>	<u>3,033</u>	<u>28.8</u>
Male . . . . .	10,318	100.0	577	5.6	2,278	22.1	4,430	42.9	3,033	29.4
Female . . . . .	205	100.0	9	4.4	103	50.2	93	45.4	-	-
<u>April - Total</u> . . . . .	<u>11,019</u>	<u>100.0</u>	<u>409</u>	<u>3.7</u>	<u>1,697</u>	<u>15.4</u>	<u>3,303</u>	<u>30.0</u>	<u>5,610</u>	<u>50.9</u>
Male . . . . .	10,800	100.0	398	3.7	1,585	14.7	3,209	29.7	5,608	51.9
Female . . . . .	219	100.0	11	5.0	112	51.2	94	42.9	2	.9
<u>May - Total</u> . . . . .	<u>9,268</u>	<u>100.0</u>	<u>430</u>	<u>4.6</u>	<u>1,993</u>	<u>21.5</u>	<u>3,795</u>	<u>41.0</u>	<u>3,050</u>	<u>32.9</u>
Male . . . . .	9,030	100.0	418	4.6	1,866	20.7	3,696	40.9	3,050	33.8
Female . . . . .	238	100.0	12	5.0	127	53.4	99	41.6	-	-
<u>June - Total</u> . . . . .	<u>13,322</u>	<u>100.0</u>	<u>969</u>	<u>7.3</u>	<u>4,214</u>	<u>31.6</u>	<u>6,729</u>	<u>50.5</u>	<u>1,410</u>	<u>10.6</u>
Male . . . . .	13,047	100.0	958	7.3	4,079	31.3	6,608	50.6	1,410	10.8
Female . . . . .	275	100.0	13	4.7	135	49.1	127	46.2	-	-

Source: Personnel Statistics Division, Directorate of Statistical Services, DCS/Comptroller.

TABLE 165 - AUTHORIZED AND ASSIGNED USAF OFFICERS BY OCCUPATIONAL FIELD BASED  
ON DUTY SPECIALTY - 31 DEC 1954 AND 30 JUN 1955

OCCUPATIONAL FIELD	TOTAL ASSIGNED BY PRIMARY	PERMANENT PARTY		PIPELINE	
		Authorized	Assigned	Student	Transient and Patient
31 December 1954					
<b>TOTAL</b> . . . . .	<b>129,639</b>	<b>119,146</b>	<b>113,653</b>	<b>13,892</b>	<b>2,094</b>
Commander and Director . . . . .	4,225	3,789	3,924	256	45
Combat and Operations . . . . .	52,040	45,176	42,820	8,530	690
Intelligence and Psychological Warfare . . . . .	3,719	3,541	3,347	335	37
Photography and Cartography . . . . .	579	560	542	32	5
Weather . . . . .	2,182	2,018	2,014	139	29
Communications-Electronics . . . . .	8,109	6,903	6,879	1,085	145
Armament . . . . .	2,740	2,280	2,198	524	18
Maintenance Engineering . . . . .	6,050	5,831	5,415	595	40
Installations Engineer . . . . .	2,034	1,628	1,910	61	63
Transportation . . . . .	1,219	1,294	1,134	65	20
Supply . . . . .	6,829	6,778	6,544	183	102
Production Procurement . . . . .	1,187	1,241	1,123	59	5
Comptroller . . . . .	2,872	3,100	2,746	84	42
Administrative Services . . . . .	5,295	5,234	5,119	104	72
Information Services . . . . .	611	590	599	4	8
Personnel . . . . .	6,337	6,297	6,051	206	80
Education and Training . . . . .	3,690	3,932	3,606	66	18
Security, Investigation and Law Enforcement . . . . .	2,268	2,408	2,215	29	24
Legal . . . . .	1,180	1,212	1,175	2	3
Chaplain . . . . .	968	1,095	915	12	41
Research and Development . . . . .	3,577	3,242	3,227	345	5
Medical . . . . .	9,465	10,345	8,691	616	158
Unclassified . . . . .	2,055	-	1,051	560	444
General Officers . . . . .	408	552	408	-	-
30 June 1955					
<b>TOTAL</b> . . . . .	<b>132,484</b>	<b>122,701</b>	<b>114,463</b>	<b>15,455</b>	<b>2,566</b>
Commander and Director . . . . .	4,582	4,377	4,279	238	65
Combat and Operations . . . . .	55,104	47,385	43,742	10,608	754
Intelligence and Psychological Warfare . . . . .	3,656	3,544	3,276	313	67
Photography and Cartography . . . . .	555	517	522	20	13
Weather . . . . .	2,136	2,073	1,991	105	40
Communications-Electronics . . . . .	7,535	6,366	6,631	748	156
Armament . . . . .	2,609	2,454	2,235	344	30
Maintenance Engineering . . . . .	6,063	5,872	5,434	540	89
Installations Engineer . . . . .	2,047	1,658	1,929	68	50
Transportation . . . . .	1,280	1,221	1,157	77	46
Supply . . . . .	6,757	7,004	6,361	223	173
Production Procurement . . . . .	1,220	1,273	1,151	58	11
Comptroller . . . . .	2,779	3,140	2,652	60	67
Administrative Services . . . . .	5,308	5,373	5,127	97	84
Information Services . . . . .	624	711	597	7	20
Personnel . . . . .	6,217	6,517	5,938	181	98
Education and Training . . . . .	3,796	4,074	3,712	63	21
Air Police . . . . .	1,177	1,197	1,138	8	31
Legal . . . . .	1,185	1,221	1,156	1	28
Chaplain . . . . .	959	1,104	901	20	38
Special Investigations . . . . .	916	1,255	896	11	9
Research and Development . . . . .	3,640	3,409	3,392	237	11
Medical . . . . .	9,192	10,375	8,445	523	224
Unclassified . . . . .	2,752	-	1,409	905	438
General Officers . . . . .	395	581	392	-	3

SOURCE: Personnel Statistics Division, Directorate of Statistical Services, DCS/Comptroller

TABLE 166 - AUTHORIZED AND ASSIGNED AIRMEN BY PRIMARY AFSC WITHIN CAREER FIELD -  
31 DEC 1954 AND 30 JUN 1955

CAREER FIELD	TOTAL ASSIGNED BY PRIMARY	PERMANENT PARTY		PIPELINE	
		Authorized	Assigned	Student	Transient and Patient
31 December 1954					
<b>TOTAL</b> . . . . .	<b>789,263</b>	<b>686,775</b>	<b>676,508</b>	<b>91,281</b>	<b>21,474</b>
<b>Combat Support - Total</b> . . . . .	<b>92,103</b>	<b>82,394</b>	<b>82,607</b>	<b>6,476</b>	<b>3,020</b>
Intelligence . . . . .	6,722	7,091	6,317	84	321
Photomapping . . . . .	4,578	4,821	4,448	45	87
Photographic . . . . .	5,746	5,539	5,386	210	150
Weather . . . . .	6,061	6,280	5,920	11	130
Air Traffic Control and Warning . . . . .	21,924	20,093	19,664	1,437	823
Communications Operations . . . . .	47,072	38,570	40,872	4,691	1,509
<b>Comptroller - Total</b> . . . . .	<b>14,030</b>	<b>14,099</b>	<b>13,349</b>	<b>445</b>	<b>236</b>
Management Methods . . . . .	1,224	1,857	1,203	-	21
Finance, Accounting and Auditing . . . . .	7,613	7,042	7,215	272	126
Statistical Services, Machine Account . . . . .	5,193	5,200	4,931	173	89
<b>Electronic Engineering - Total</b> . . . . .	<b>78,769</b>	<b>68,515</b>	<b>63,641</b>	<b>13,250</b>	<b>1,878</b>
Radio and Radar Systems . . . . .	38,224	35,316	30,993	6,027	1,204
Guided Missile Systems . . . . .	660	830	603	56	1
Armament Systems Maintenance . . . . .	22,998	17,360	17,979	4,834	185
Atomic Weapons . . . . .	1,331	1,127	1,031	283	17
Training Devices Maintenance . . . . .	2,837	2,714	2,616	187	34
Wire Maintenance . . . . .	12,719	11,168	10,419	1,863	437
<b>Logistics - Total</b> . . . . .	<b>139,033</b>	<b>128,417</b>	<b>133,007</b>	<b>1,990</b>	<b>4,036</b>
Transportation . . . . .	35,966	31,056	34,691	188	1,087
Food Service . . . . .	32,499	27,106	31,583	22	894
Supply . . . . .	70,023	69,587	66,206	1,780	2,037
Procurement . . . . .	545	668	527	-	18
<b>Maintenance Crafts and Trades - Total</b> . . . . .	<b>38,706</b>	<b>35,261</b>	<b>37,486</b>	<b>199</b>	<b>1,021</b>
Metal Working . . . . .	11,273	10,038	11,005	19	249
Construction . . . . .	12,941	11,850	12,546	40	355
Utilities . . . . .	10,640	9,812	10,196	91	353
Fabric, Leather, Rubber . . . . .	3,852	3,581	3,739	49	64
<b>Maintenance Engineering - Total</b> . . . . .	<b>186,515</b>	<b>187,382</b>	<b>173,483</b>	<b>10,041</b>	<b>2,991</b>
Intricate Equipment Maintenance . . . . .	3,849	3,226	2,783	1,020	46
Aircraft Accessories Maintenance . . . . .	21,670	22,507	19,325	1,928	417
Aircraft and Engine Maintenance . . . . .	122,052	125,008	115,200	5,389	1,463
Rocket Propulsion . . . . .	115	87	114	-	1
Munitions and Weapons Maintenance . . . . .	16,358	15,630	15,265	806	287
Vehicle Maintenance . . . . .	22,471	20,924	20,796	898	777
<b>Personnel and Administration - Total</b> . . . . .	<b>93,999</b>	<b>89,071</b>	<b>89,651</b>	<b>2,207</b>	<b>2,141</b>
Administrative . . . . .	58,932	54,105	56,205	1,176	1,551
Printing . . . . .	1,721	1,299	1,702	-	19
Information . . . . .	1,829	2,141	1,766	4	59
Personnel . . . . .	23,620	22,853	22,259	969	392
Special Services . . . . .	2,323	2,312	2,261	6	56
Education and Training Education . . . . .	3,342	4,171	3,306	3	33
Band . . . . .	2,232	2,190	2,152	49	31
<b>Special Activities - Total</b> . . . . .	<b>78,761</b>	<b>79,507</b>	<b>75,037</b>	<b>1,896</b>	<b>1,828</b>
Medical . . . . .	26,850	25,377	25,244	1,116	490
Air Crew Protection . . . . .	2,191	2,790	2,055	100	36
Ground Safety . . . . .	450	417	435	-	15
Marine . . . . .	13,137	12,651	13,083	14	40
Firefighting . . . . .	1,746	1,079	1,478	2	266
Air Police . . . . .	33,493	36,149	31,863	655	975
Special Investigations . . . . .	894	1,044	879	9	6
<b>Basic Airmen - Total</b> . . . . .	<b>50,314</b>	-	<b>283</b>	<b>47,155</b>	<b>2,876</b>
<b>Other Reporting Codes - Total</b> . . . . .	<b>17,033</b>	<b>2,129</b>	<b>7,964</b>	<b>7,622</b>	<b>1,447</b>

TABLE 166 - AUTHORIZED AND ASSIGNED AIRMEN BY PRIMARY AFSC WITHIN CAREER FIELD -  
31 DEC 1954 AND 30 JUN 1955 - (CONTINUED)

CAREER FIELD	TOTAL ASSIGNED BY PRIMARY	PERMANENT PARTY		PIPELINE	
		Authorized	Assigned	Student	Transient and Patient
30 June 1955					
<u>TOTAL</u> . . . . .	<u>794,484</u>	<u>703,839</u>	<u>677,159</u>	<u>95,102</u>	<u>22,223</u>
<u>Combat Support - Total</u> . . . . .	<u>97,075</u>	<u>86,311</u>	<u>83,635</u>	<u>10,001</u>	<u>3,439</u>
Intelligence . . . . .	7,356	7,209	6,432	581	343
Photomapping . . . . .	4,553	4,490	4,364	20	169
Photographic . . . . .	5,704	4,862	5,312	246	146
Weather . . . . .	6,449	6,183	5,611	624	214
Air Traffic Control and Warning . . . . .	23,880	22,827	21,070	2,029	781
Communications Operations . . . . .	49,133	40,740	40,846	6,501	1,786
<u>Comptroller - Total</u> . . . . .	<u>12,973</u>	<u>13,161</u>	<u>11,990</u>	<u>621</u>	<u>362</u>
Finance, Accounting and Auditing . . . . .	7,530	7,197	6,937	394	199
Statistical Services, Machine Account . . . . .	5,443	5,964	5,053	227	163
<u>Electronic Engineering - Total</u> . . . . .	<u>85,660</u>	<u>71,718</u>	<u>64,378</u>	<u>19,338</u>	<u>1,944</u>
Radio and Radar Systems . . . . .	45,720	39,276	32,354	12,312	1,054
Guided Missile Systems . . . . .	876	866	477	394	5
Armament Systems Maintenance . . . . .	22,624	17,463	18,236	4,174	214
Atomic Weapons . . . . .	1,800	1,474	1,105	666	29
Training Device Maintenance . . . . .	3,040	2,692	2,538	478	24
Wire Maintenance . . . . .	11,600	9,947	9,668	1,314	618
<u>Logistics - Total</u> . . . . .	<u>140,673</u>	<u>125,071</u>	<u>133,817</u>	<u>2,736</u>	<u>4,120</u>
Transportation . . . . .	35,747	31,202	34,599	260	888
Food Service . . . . .	31,958	26,511	30,957	335	666
Supply . . . . .	72,476	66,649	67,780	2,140	2,556
Procurement . . . . .	492	709	481	1	10
<u>Maintenance Crafts and Trades - Total</u> . . . . .	<u>40,452</u>	<u>37,191</u>	<u>38,731</u>	<u>608</u>	<u>1,113</u>
Metal Working . . . . .	11,811	11,829	11,289	241	281
Construction . . . . .	13,252	11,484	12,863	49	340
Utilities . . . . .	11,410	10,078	10,860	146	404
Fabric, Leather, Rubber . . . . .	3,979	3,800	3,719	172	88
<u>Maintenance Engineering - Total</u> . . . . .	<u>192,574</u>	<u>185,065</u>	<u>172,179</u>	<u>16,600</u>	<u>3,795</u>
Intricate Equipment Maintenance . . . . .	3,273	2,995	2,598	612	63
Aircraft Accessories Maintenance . . . . .	24,940	22,603	20,222	4,193	525
Aircraft and Engine Maintenance . . . . .	128,215	124,280	117,060	9,319	1,836
Rocket Propulsion . . . . .	79	72	79	-	-
Production Control . . . . .	549	1,111	527	-	22
Munitions and Weapons Maintenance . . . . .	16,227	15,660	14,112	1,660	455
Vehicle Maintenance . . . . .	19,291	18,344	17,581	816	894
<u>Personnel and Administration - Total</u> . . . . .	<u>91,246</u>	<u>93,195</u>	<u>85,781</u>	<u>2,190</u>	<u>3,275</u>
Administrative . . . . .	54,341	54,936	51,052	1,021	2,268
Printing . . . . .	1,517	1,168	1,493	1	23
Information . . . . .	1,754	2,150	1,694	-	60
Personnel . . . . .	24,709	25,599	22,895	1,091	723
Special Services . . . . .	2,558	2,441	2,482	4	72
Education and Training Education . . . . .	4,070	4,558	4,011	8	51
Band . . . . .	2,297	2,343	2,154	65	78
<u>Special Activities - Total</u> . . . . .	<u>85,312</u>	<u>82,314</u>	<u>80,240</u>	<u>2,501</u>	<u>2,571</u>
Medical . . . . .	23,875	21,425	22,199	1,050	626
Air Crew Protection . . . . .	2,914	3,091	2,678	142	94
Dental . . . . .	3,233	3,083	3,007	186	40
Marine . . . . .	1,589	1,092	1,495	16	78
Firefighting . . . . .	13,376	12,884	12,886	118	372
Air Police . . . . .	39,381	39,729	37,047	982	1,352
Special Investigations . . . . .	944	1,010	928	7	9
<u>Basic Airman - Total</u> . . . . .	<u>36,709</u>		<u>952</u>	<u>35,461</u>	<u>296</u>
<u>Reporting Codes - Total</u> . . . . .	<u>11,810</u>	<u>9,813</u>	<u>5,456</u>	<u>5,046</u>	<u>1,308</u>

Source: Personnel Statistics Division, Directorate of Statistical Services, DCS/Comptroller

TABLE 167 - PERMANENT PARTY AIRMEN ASSIGNED BY PRIMARY AF SPECIALTY, BY SKILL LEVEL - 31 DEC 1954 AND 30 JUN 1955

OCCUPATIONAL AREA AND DATE	TOTAL		SKILL LEVEL STATUS							
			Unskilled (1)		Semi-Skilled (3)		Skilled (5)		Advanced (7)	
	Authorized	Assigned	Authorized	Assigned	Authorized	Assigned	Authorized	Assigned	Authorized	Assigned
<u>ALL AREAS</u>										
31 DECEMBER 1954 - TOTAL	684,646	668,261	34,436	60,160	166,547	180,943	355,590	300,359	128,073	126,799
30 JUNE 1955 - TOTAL	594,025	670,751	32,433	59,564	163,648	167,391	364,322	312,400	133,623	131,396
<u>Combat Support</u>										
31 December 1954	82,394	82,607	1,619	4,749	20,823	24,373	44,861	41,238	15,091	12,247
30 June 1955	86,311	83,635	1,274	3,106	24,132	23,951	45,341	43,789	15,564	12,789
<u>Comptroller</u>										
31 December 1954	14,099	13,349	64	1,497	2,051	2,556	7,562	5,806	4,422	3,490
30 June 1955	13,161	11,990	66	1,123	1,602	3,015	8,171	5,072	3,322	2,780
<u>Electronic Engineering</u>										
31 December 1954	68,515	63,641	710	1,236	12,232	20,171	38,615	31,848	16,958	10,386
30 June 1955	71,718	64,378	755	1,102	15,174	20,981	38,954	31,517	16,835	10,778
<u>Logistics</u>										
31 December 1954	128,417	133,007	10,989	13,879	36,787	36,489	62,861	58,364	17,780	24,275
30 June 1955	125,071	133,817	10,045	15,593	31,924	30,749	64,122	62,464	18,980	25,011
<u>Maintenance Crafts and Trades</u>										
31 December 1954	35,261	37,486	4,571	6,071	9,312	9,853	17,843	16,153	3,535	5,409
30 June 1955	37,191	38,731	4,274	7,350	9,607	7,271	19,554	18,317	3,756	5,793
<u>Maintenance Engineering</u>										
31 December 1954	187,382	173,483	3,666	5,712	45,407	51,025	95,579	77,707	42,730	39,039
30 June 1955	185,065	172,179	3,491	4,966	40,025	40,963	96,127	85,451	45,422	40,799
<u>Personnel and Administration</u>										
31 December 1954	89,071	89,651	2,306	14,365	19,784	16,067	47,801	37,481	19,180	21,738
30 June 1955	93,195	85,781	2,140	9,729	19,882	20,819	49,912	32,195	21,261	23,038
<u>Special Activities</u>										
31 December 1954	79,507	75,037	10,511	12,651	20,151	20,409	40,468	31,762	8,377	10,215
30 June 1955	82,314	80,240	10,388	16,595	21,302	19,642	42,141	33,595	8,483	10,408

SOURCE: Personnel Statistics Division, Directorate of Statistical Services, DCS/Comptroller.

TABLE 168 - PRE-SERVICE RESIDENCE OF USAF MILITARY PERSONNEL - 28 FEB 1955

(Table below is based on AF-P3 - Sample Survey. A 2 per cent sample of officers and a 1 per cent sample of airmen was made. Officer data exclude Generals; airman data include Aviation Cadets. Strengths are rounded to the nearest 10's, and percentages computed accordingly.)

PRE-SERVICE RESIDENCE BY STATE OR TERRITORY	OFFICERS		AIRMEN		PRE-SERVICE RESIDENCE BY STATE OR TERRITORY	OFFICERS		AIRMEN	
	Number	Per Cent	Number	Per Cent		Number	Per Cent	Number	Per Cent
<b>TOTAL</b> . . . . .	<b>131,860</b>	<b>100.0</b>	<b>795,970</b>	<b>100.0</b>	Nebraska . . . . .	1,500	1.2	4,370	0.6
<b>CONTINENTAL US - TOTAL</b>	<b>131,410</b>	<b>99.7</b>	<b>792,090</b>	<b>99.5</b>	Nevada . . . . .	320	0.2	970	0.1
Alabama . . . . .	2,240	1.7	19,290	2.4	New Hampshire . . . . .	380	0.3	4,370	0.5
Arizona . . . . .	770	0.6	4,850	0.6	New Jersey . . . . .	4,030	3.1	16,260	2.0
Arkansas . . . . .	1,790	1.4	10,680	1.3	New Mexico . . . . .	380	0.3	5,220	0.7
California . . . . .	12,930	9.8	54,230	6.8	New York . . . . .	9,600	7.3	68,910	8.7
Colorado . . . . .	2,240	1.7	6,670	0.8	North Carolina . . . . .	2,110	1.6	20,990	2.6
Connecticut . . . . .	1,660	1.3	9,700	1.2	North Dakota . . . . .	320	0.2	3,150	0.4
Delaware . . . . .	260	0.2	970	0.1	Ohio . . . . .	5,950	4.5	40,040	5.0
District Of Columbia	770	0.6	2,180	0.3	Oklahoma . . . . .	3,070	2.3	15,170	1.9
Florida . . . . .	4,350	3.3	20,380	2.6	Oregon . . . . .	1,790	1.4	10,800	1.4
Georgia . . . . .	2,750	2.1	21,230	2.7	Pennsylvania . . . . .	7,810	5.9	57,870	7.3
Idaho . . . . .	640	0.5	4,370	0.6	Rhode Island . . . . .	130	0.1	4,610	0.6
Illinois . . . . .	7,490	5.7	37,850	4.8	South Carolina . . . . .	960	0.7	12,980	1.6
Indiana . . . . .	3,520	2.7	21,110	2.6	South Dakota . . . . .	450	0.3	3,400	0.4
Iowa . . . . .	2,370	1.8	10,800	1.4	Tennessee . . . . .	1,540	1.2	19,290	2.4
Kansas . . . . .	3,010	2.3	13,100	1.6	Texas . . . . .	10,560	8.0	50,110	6.3
Kentucky . . . . .	1,610	1.2	17,950	2.3	Utah . . . . .	1,150	0.9	3,280	0.4
Louisiana . . . . .	2,430	1.8	13,950	1.8	Vermont . . . . .	380	0.3	2,670	0.3
Maine . . . . .	450	0.3	5,820	0.7	Virginia . . . . .	1,920	1.5	16,010	2.0
Maryland . . . . .	1,660	1.3	11,160	1.4	Washington . . . . .	2,690	2.0	11,530	1.4
Massachusetts	5,060	3.8	29,120	3.7	West Virginia . . . . .	1,280	1.0	12,370	1.5
Michigan . . . . .	3,780	2.9	27,540	3.5	Wisconsin . . . . .	2,560	1.9	16,010	2.0
Minnesota . . . . .	2,630	2.0	13,340	1.7	Wyoming . . . . .	190	0.1	1,580	0.2
Mississippi . . . . .	2,110	1.6	10,550	1.3	TERRITORIES AND POSSESSIONS . . . . .	450	0.3	3,880	0.5
Missouri . . . . .	2,820	2.1	19,650	2.5					
Montana . . . . .	900	0.7	3,640	0.5					

Source: Personnel Statistics Division, Directorate Of Statistical Services, DCS/Comptroller.

TABLE 169 -- PERCENTAGE DISTRIBUTION OF WAF PERSONNEL BY PRE-SERVICE RESIDENCE -- 28 FEB 1955

(Table below is a new table and is based on AF-P3 - Sample Survey. A 100 per cent sample of WAF personnel was made.)

PRE-SERVICE RESIDENCE BY STATE OR TERRITORY	OFFICERS		AIRMEN	
	Number	Per Cent	Number	Per Cent
<u>TOTAL</u> . . . . .	<u>3,237</u>	<u>100.0</u>	<u>8,919</u>	<u>100.0</u>
<u>CONTINENTAL US - TOTAL</u> . . . . .	<u>3,184</u>	<u>98.4</u>	<u>8,763</u>	<u>98.3</u>
Alabama . . . . .	70	2.2	137	1.5
Arizona . . . . .	13	0.4	45	0.5
Arkansas . . . . .	28	0.9	80	0.9
California . . . . .	261	8.0	523	5.9
Colorado . . . . .	39	1.2	58	0.7
Connecticut . . . . .	50	1.5	197	2.2
Delaware . . . . .	5	0.2	14	0.2
District Of Columbia . . . . .	31	1.0	24	0.3
Florida . . . . .	105	3.2	183	2.1
Georgia . . . . .	36	1.1	180	2.0
Idaho . . . . .	8	0.3	55	0.6
Illinois . . . . .	136	4.2	345	3.9
Indiana . . . . .	56	1.7	181	2.0
Iowa . . . . .	39	1.2	168	1.9
Kansas . . . . .	37	1.1	79	0.9
Kentucky . . . . .	32	1.0	142	1.6
Louisiana . . . . .	38	1.1	110	1.2
Maine . . . . .	47	1.5	146	1.6
Maryland . . . . .	51	1.6	137	1.5
Massachusetts . . . . .	291	9.0	463	5.2
Michigan . . . . .	97	3.0	360	4.0
Minnesota . . . . .	47	1.5	183	2.1
Mississippi . . . . .	32	1.0	104	1.2
Missouri . . . . .	36	1.1	152	1.7
Montana . . . . .	29	0.9	39	0.4
Nebraska . . . . .	29	0.9	80	0.9
Nevada . . . . .	3	0.1	15	0.2
New Hampshire . . . . .	25	0.8	109	1.2
New Jersey . . . . .	97	3.0	216	2.4
New Mexico . . . . .	4	0.1	31	0.3
New York . . . . .	278	8.6	796	8.9
North Carolina . . . . .	68	2.1	184	2.1
North Dakota . . . . .	10	0.3	29	0.3
Ohio . . . . .	124	3.8	553	6.2
Oklahoma . . . . .	29	0.9	96	1.1
Oregon . . . . .	25	0.8	149	1.7
Pennsylvania . . . . .	351	10.8	821	9.2
Rhode Island . . . . .	25	0.8	76	0.9
South Carolina . . . . .	21	0.6	95	1.0
South Dakota . . . . .	15	0.5	51	0.6
Tennessee . . . . .	52	1.6	168	1.9
Texas . . . . .	141	4.4	227	2.5
Utah . . . . .	4	0.1	40	0.4
Vermont . . . . .	17	0.5	62	0.7
Virginia . . . . .	65	2.0	170	1.9
Washington . . . . .	57	1.8	224	2.5
West Virginia . . . . .	49	1.5	210	2.4
Wisconsin . . . . .	81	2.5	247	2.8
Wyoming . . . . .	-	-	9	0.1
<u>TERRITORIES AND POSSESSIONS</u> . . . . .	<u>53</u>	<u>1.6</u>	<u>156</u>	<u>1.7</u>

Source: Personnel Statistics Division, Directorate Of Statistical Services, DCS/Comptroller

TABLE 170 - DISTRIBUTION OF DEPARTMENTAL STRENGTH OFFICERS BY GRADE IN WHICH SERVING,  
BY AGE - 30 SEP 1954 AND 30 JUN 1955

(Table below indicates actual strengths as reported in FS-322)

AGE	TOTAL	GENERAL	COLONEL	LIEUTENANT COLONEL	MAJOR	CAPTAIN	FIRST LIEUTENANT	SECOND LIEUTENANT	WARRANT OFFICER
30 SEPTEMBER 1954									
<u>TOTAL</u> . . .	<u>129,511</u>	<u>381</u>	<u>4,365</u>	<u>8,348</u>	<u>20,315</u>	<u>33,810</u>	<u>31,253</u>	<u>27,526</u>	<u>3,443</u>
<u>Years</u>									
20 . . . . .	147	-	-	-	-	-	-	147	-
21 . . . . .	1,524	-	-	-	-	-	31	1,493	-
22 . . . . .	5,015	-	-	-	-	2	126	4,887	-
23 . . . . .	9,131	-	-	-	-	-	625	8,505	1
24 . . . . .	9,610	-	-	-	-	5	3,298	6,304	3
25 . . . . .	8,194	-	-	-	-	35	4,564	3,588	7
26 . . . . .	6,611	-	-	-	-	222	4,722	1,663	4
27 . . . . .	3,286	-	-	-	-	309	2,413	560	4
28 . . . . .	3,011	-	-	-	6	517	2,164	307	17
29 . . . . .	4,397	-	-	-	67	1,676	2,572	79	3
30 . . . . .	5,759	-	-	7	285	2,948	2,445	20	54
31 . . . . .	6,567	-	-	20	616	3,639	2,156	16	120
32 . . . . .	7,319	-	9	75	1,213	4,127	1,691	9	195
33 . . . . .	9,022	-	24	277	2,253	4,566	1,604	5	293
34 . . . . .	8,777	-	101	603	2,565	3,999	1,193	7	309
35 . . . . .	7,522	-	176	850	2,496	3,016	581	3	400
36 . . . . .	7,138	-	318	1,000	2,485	2,612	408	1	314
37 . . . . .	5,865	1	363	879	2,026	2,012	300	2	282
38 . . . . .	4,585	1	372	748	1,618	1,394	180	-	272
39 . . . . .	3,474	5	372	665	1,262	861	89	-	220
40 . . . . .	2,056	4	343	512	562	449	39	-	147
41 . . . . .	1,516	8	248	358	399	341	14	-	148
42 . . . . .	1,379	9	210	380	402	265	13	-	100
43 . . . . .	1,123	20	227	272	301	183	13	-	107
44 . . . . .	1,067	27	224	258	313	152	6	-	87
45 . . . . .	931	32	232	200	270	112	3	-	82
46 . . . . .	861	20	197	194	275	94	3	-	78
47 . . . . .	712	32	167	190	210	69	-	-	44
48 . . . . .	655	43	175	159	189	53	-	-	36
49 . . . . .	536	45	133	161	132	39	-	-	26
50 . . . . .	396	37	113	110	89	30	-	-	17
51 . . . . .	328	23	101	94	77	17	-	-	16
52 . . . . .	236	26	63	67	52	12	-	-	16
53 . . . . .	197	12	52	62	40	19	-	-	12
54 . . . . .	135	14	41	40	31	3	-	-	6
55 . . . . .	119	5	19	43	26	13	-	-	13
56 . . . . .	88	5	16	34	16	10	-	-	7
57 . . . . .	87	3	25	37	18	4	-	-	-
58 . . . . .	59	5	24	16	10	3	-	-	1
59 . . . . .	56	2	12	29	9	2	-	-	2
60 and Older . .	20	2	8	8	2	-	-	-	-
30 JUNE 1955									
<u>TOTAL</u> . . .	<u>135,584</u>	<u>396</u>	<u>4,516</u>	<u>8,680</u>	<u>21,302</u>	<u>35,864</u>	<u>36,368</u>	<u>24,793</u>	<u>3,665</u>
<u>Years</u>									
20 . . . . .	44	-	-	-	-	-	-	2/44	-
21 . . . . .	1,369	-	-	-	-	-	2	1,367	-
22 . . . . .	4,116	-	-	-	-	-	191	3,925	-
23 . . . . .	9,360	-	-	-	-	1	1,588	7,771	-
24 . . . . .	11,461	-	-	-	-	1	5,410	6,050	-



TABLE 170 - DISTRIBUTION OF DEPARTMENTAL STRENGTH OFFICERS BY GRADE IN WHICH SERVING,  
BY AGE - 30 SEP 1954 AND 30 JUN 1955 (CONTINUED)

(See first page of this table for headnote).

AGE	TOTAL	GENERAL	COLONEL	LIEUTENANT COLONEL	MAJOR	CAPTAIN	FIRST LIEUTENANT	SECOND LIEUTENANT	WARRANT OFFICER
30 JUNE 1955									
25 . . . . .	9,765	-	-	-	-	19	6,744	3,000	2
26 . . . . .	7,904	-	-	1	-	215	6,136	1,549	3
27 . . . . .	6,135	-	-	-	3	741	4,624	757	10
28 . . . . .	2,974	-	-	1	4	669	2,058	232	10
29 . . . . .	2,634	-	-	-	15	877	1,683	50	13
30 . . . . .	4,056	-	-	3	118	2,172	1,731	14	18
31 . . . . .	5,349	-	-	13	403	3,378	1,503	6	46
32 . . . . .	6,098	-	-	42	770	3,875	1,329	9	73
33 . . . . .	6,811	-	10	112	1,360	4,244	951	5	129
34 . . . . .	8,586	-	29	345	2,429	4,619	927	2	235
35 . . . . .	8,557	-	132	682	2,744	3,955	710	7	327
36 . . . . .	7,295	-	221	888	2,596	2,934	312	1	343
37 . . . . .	7,092	1	361	1,006	2,587	2,512	181	1	443
38 . . . . .	5,739	1	398	888	2,084	1,901	119	1	347
39 . . . . .	4,490	2	391	774	1,626	1,316	92	-	289
40 . . . . .	3,387	7	391	687	1,228	767	35	-	272
41 . . . . .	2,080	5	352	525	550	409	18	-	221
42 . . . . .	1,487	11	250	353	414	303	5	-	151
43 . . . . .	1,395	14	209	373	406	236	5	1	151
44 . . . . .	1,091	23	220	285	296	171	5	-	91
45 . . . . .	1,066	27	222	269	301	136	1	-	110
46 . . . . .	909	35	221	209	270	92	3	-	79
47 . . . . .	847	23	201	197	266	81	1	-	78
48 . . . . .	738	33	171	199	197	62	1	-	75
49 . . . . .	635	43	173	152	174	50	1	-	42
50 . . . . .	527	45	134	161	121	33	-	-	33
51 . . . . .	387	37	107	116	86	22	-	-	19
52 . . . . .	314	25	96	95	69	15	-	-	14
53 . . . . .	214	27	62	64	43	9	2	-	7
54 . . . . .	171	11	44	52	41	14	-	-	9
55 . . . . .	129	12	36	38	29	4	-	1	9
56 . . . . .	102	5	14	42	23	14	-	-	4
57 . . . . .	83	3	15	33	16	9	-	-	7
58 . . . . .	88	3	24	36	18	3	-	-	4
59 . . . . .	52	2	23	14	10	3	-	-	-
60 and Older . .	43	1	9	25	5	2	-	-	1

a/ Includes one 19 year old.

Source: Personnel Statistics Division, Directorate of Statistical Services, DCS/Comptroller

TABLE 171 - DISTRIBUTION OF AIRMEN BY GRADE IN WHICH SERVING, BY AGE  
30 NOV 1954 AND 31 MAY 1955

(Table below is based on AF-P3 - Sample Survey. A 5 per cent sample was made.)

AGE GROUPS	DEPARTMENTAL AIRMAN STRENGTH		PER CENT BY GRADE IN WHICH SERVING							
	Number	Per Cent	Master Sergeant	Technical Sergeant	Staff Sergeant	Airman First Class	Airman Second Class	Airman Third Class	Airman Basic	Aviation Cadet
30 November 1954										
AIRMAN - TOTAL	808,220	b/	48,160	57,300	118,690	159,340	195,280	167,900	57,880	7,670
PER CENT - TOTAL	b/	100.0	100.0	100.0	100.0	100.0	100.0	100.0	100.0	100.0
AVERAGE AGE	23.9	b/	36.4	31.6	26.8	23.5	21.7	19.8	19.2	21.1
17 And Younger	22,630	2.8	-	-	-	-	-	8.0	20.1	-
18 And 19	118,810	14.7	-	-	-	0.7	9.3	46.3	48.6	7.6
20 And 21	189,930	23.5	-	-	3.2	18.9	45.5	30.5	21.0	64.0
22 And 23	181,040	22.4	-	2.7	24.7	44.3	30.4	8.3	5.3	19.9
24 And 25	101,030	12.5	0.7	12.8	28.7	21.4	8.5	3.3	2.7	6.5
26 And 27	47,690	5.9	1.9	12.5	14.6	7.2	3.6	1.5	1.0	2.0
28 And 29	24,250	3.0	3.3	10.9	6.9	2.6	1.2	0.9	0.6	-
30 And 31	25,050	3.1	8.9	13.7	5.8	1.5	0.7	0.7	0.4	-
32 And 33	25,050	3.1	14.7	14.0	4.6	1.4	0.4	0.3	0.1	-
34 And 35	23,440	2.9	20.0	11.7	3.4	0.9	0.2	0.2	0.2	-
36 And 37	16,970	2.1	16.2	7.7	2.8	0.5	0.1	-	-	-
38 And 39	11,320	1.4	11.6	4.8	1.9	0.4	0.1	-	-	-
40 And 41	7,270	0.9	7.8	3.5	1.1	0.2	-	-	-	-
42 And 43	4,850	0.6	5.0	2.2	0.8	-	-	-	-	-
44 And 45	3,230	0.4	3.4	1.1	0.8	-	-	-	-	-
46 And 47	2,420	0.3	2.2	1.2	0.3	-	-	-	-	-
48 And 49	1,620	0.2	1.7	0.6	0.2	-	-	-	-	-
50 Years And Older	1,620	0.2	2.6	0.6	0.2	-	-	-	-	-
31 May 1955										
AIRMAN - TOTAL	796,430	b/	50,260	60,110	114,720	148,690	197,420	177,660	42,400	5,170
PER CENT - TOTAL	b/	100.0	100.0	100.0	100.0	100.0	100.0	100.0	100.0	100.0
AVERAGE AGE	23.9	b/	36.6	31.7	27.2	23.4	21.6	19.7	19.3	21.1
17 Through 19	162,810	20.4	-	-	e/	0.8	15.6	59.3	65.3	7.1
20 And 21	183,390	23.0	-	-	2.5	21.0	44.0	27.2	23.3	64.1
22 And 23	158,760	19.9	-	1.5	19.6	42.8	26.9	7.4	5.5	21.2
24 And 25	91,480	11.5	0.7	12.3	27.7	20.2	7.3	2.8	2.6	5.7
26 And 27	51,060	6.4	2.5	14.7	17.6	7.9	2.8	1.4	1.4	1.9
28 And 29	26,990	3.4	2.8	11.3	9.2	2.6	1.4	0.6	0.7	-
30 And 31	23,790	3.0	8.2	12.8	6.1	1.5	0.9	0.5	0.5	-
32 And 33	23,630	3.0	12.9	13.2	5.1	1.2	0.5	0.4	0.3	-
34 And 35	23,350	2.9	20.8	10.9	4.0	0.7	0.2	0.4	0.4	-
36 And 37	17,930	2.3	16.9	9.1	2.7	0.5	0.2	-	-	-
38 And 39	12,860	1.6	12.9	5.7	2.0	0.4	0.2	-	-	-
40 Through 45	16,480	2.1	17.5	7.0	2.9	0.4	-	-	-	-
46 Through 50	3,900	0.5	4.8	1.5	0.6	-	-	-	-	-

a/ Strengths are rounded to the nearest 10's and percentages were computed accordingly.

e/ Not applicable.

e/ Less than 0.05.

Source: Personnel Statistics Division, Directorate Of Statistical Services, DCS/Comptroller.

TABLE 172 - DISTRIBUTION OF USAF MILITARY PERSONNEL BY GRADE IN WHICH SERVING,  
BY HIGHEST LEVEL OF EDUCATION - 30 NOV 1954 AND 31 MAY 1955

(Table below is based on AF-P3. A 10 per cent sample of officers and a 5 per cent sample of airmen was made.)

GRADE	DEPARTMENTAL STRENGTH a/		PER CENT BY EDUCATIONAL LEVEL						
			Less Than High School Graduate b/	High School Graduate	Less Than Two Years Of College	Two Years Or More Of College No Degree	College Degree	Master's Or Doctorate Degree c/	Medical Or Dental Degree
	Number	Per Cent							
30 November 1954									
<u>OFFICER - TOTAL</u> . . . . .	<u>130,430</u>	<u>100.0</u>	<u>1.1</u>	<u>16.1</u>	<u>13.7</u>	<u>24.3</u>	<u>34.4</u>	<u>6.1</u>	<u>4.3</u>
Colonel . . . . .	4,310	100.0	0.9	2.8	4.5	23.4	47.3	14.0	7.1
Lieutenant Colonel . . . . .	8,340	100.0	1.7	9.1	10.5	26.3	35.0	14.3	3.1
Major . . . . .	20,330	100.0	1.8	16.8	18.5	31.6	19.7	7.9	3.7
Captain . . . . .	33,450	100.0	1.0	23.5	20.8	27.5	16.7	4.9	5.6
First Lieutenant . . . . .	32,670	100.0	0.6	11.1	9.9	25.3	40.5	5.8	6.8
Second Lieutenant . . . . .	27,900	100.0	0.1	11.0	8.3	14.5	62.0	3.6	0.5
Warrant Officer . . . . .	3,430	100.0	7.2	61.6	15.6	11.8	3.1	0.7	-
<u>AIRMAN - TOTAL</u> . . . . .	<u>808,220</u>	<u>100.0</u>	<u>34.9</u>	<u>48.8</u>	<u>10.2</u>	<u>4.6</u>	<u>1.4</u>	<u>0.3</u>	-
Master Sergeant . . . . .	48,160	100.0	20.4	57.7	14.0	6.7	1.1	0.1	-
Technical Sergeant . . . . .	57,300	100.0	27.2	53.8	11.4	6.6	0.9	0.1	-
Staff Sergeant . . . . .	118,690	100.0	29.7	50.8	12.0	5.5	1.9	0.1	-
Airman First Class . . . . .	159,340	100.0	26.1	54.8	11.9	5.4	1.7	0.1	-
Airman Second Class . . . . .	195,280	100.0	36.4	49.1	9.5	3.5	1.3	0.2	-
Airman Third Class . . . . .	167,900	100.0	48.3	41.5	6.5	2.6	0.9	0.2	-
Airman Basic . . . . .	53,880	100.0	54.9	36.3	5.8	2.2	0.7	0.1	-
Aviation Cadet . . . . .	7,670	100.0	0.9	26.1	36.2	31.2	5.6	-	-
31 May 1955									
<u>OFFICER - TOTAL</u> . . . . .	<u>133,610</u>	<u>100.0</u>	<u>0.9</u>	<u>15.6</u>	<u>13.3</u>	<u>23.8</u>	<u>36.6</u>	<u>5.8</u>	<u>4.0</u>
Colonel . . . . .	4,520	100.0	1.4	2.0	5.6	22.7	47.1	14.8	6.4
Lieutenant Colonel . . . . .	8,580	100.0	1.4	8.7	10.1	27.6	34.2	14.2	3.8
Major . . . . .	21,430	100.0	1.5	16.9	17.8	32.6	20.3	7.4	3.5
Captain . . . . .	36,040	100.0	1.0	24.7	20.8	27.4	17.0	3.8	5.3
First Lieutenant . . . . .	33,630	100.0	0.3	8.7	8.4	24.6	45.4	6.3	6.3
Second Lieutenant . . . . .	26,000	100.0	-	11.2	8.0	11.3	66.5	2.9	0.1
Warrant Officer . . . . .	3,310	100.0	6.4	55.2	19.6	13.6	4.0	1.2	-
<u>AIRMAN - TOTAL</u> . . . . .	<u>796,430</u>	<u>100.0</u>	<u>37.2</u>	<u>48.3</u>	<u>9.2</u>	<u>4.0</u>	<u>1.1</u>	<u>0.2</u>	-
Master Sergeant . . . . .	50,260	100.0	20.5	58.6	13.4	6.6	0.8	0.1	-
Technical Sergeant . . . . .	60,110	100.0	26.2	56.5	10.3	6.0	0.8	0.2	-
Staff Sergeant . . . . .	114,720	100.0	32.6	51.4	9.6	4.4	1.8	0.2	-
Airman First Class . . . . .	148,690	100.0	27.2	55.5	10.5	4.9	1.6	0.3	-
Airman Second Class . . . . .	197,420	100.0	38.4	48.7	8.5	3.2	1.1	0.1	-
Airman Third Class . . . . .	177,660	100.0	50.5	39.7	7.0	2.1	0.6	0.1	-
Airman Basic . . . . .	42,400	100.0	65.6	26.6	5.1	2.2	0.3	0.2	-
Aviation Cadet . . . . .	5,170	100.0	-	23.1	34.9	34.9	6.6	0.5	-

a/ Strengths were rounded to the nearest 10's and percentages computed accordingly.

b/ Personnel with "Grammar School Only" are too few to classify and are included in "Less Than High School Graduate".

c/ Includes Law Degrees

Source: Personnel Statistics Division, Directorate of Statistical Services, DCS/Comptroller

TABLE 173 - PERCENTAGE DISTRIBUTION OF ALL OFFICERS AND FEMALE OFFICERS  
BY BASIC CHARACTERISTICS - 28 FEB 1955

(Table below is a new table based on AF-P3 - Sample Survey. A 2 per cent sample of "all officers" and a 100 per cent survey of "female officers" was made. The percentages were computed from the actual survey data.)

ALL OFFICERS					
<u>GRADE IN WHICH SERVING</u>		<u>Per Cent</u>	<u>AGE</u>		<u>Per Cent</u>
Colonel . . . . .		4.0	20 Through 24 Years . . . . .		23.7
Lieutenant Colonel . . . . .		6.0	25 Through 29 Years . . . . .		18.7
Major . . . . .		16.1	30 Through 34 Years . . . . .		26.3
Captain . . . . .		25.4	35 Through 39 Years . . . . .		21.1
First Lieutenant . . . . .		23.4	40 Years And Over . . . . .		10.2
Second Lieutenant . . . . .		21.6			
Warrant Officer . . . . .		2.5			
<u>HIGHEST LEVEL OF EDUCATION</u>		<u>Per Cent</u>	<u>QUARTERS ALLOWANCE</u>		<u>Per Cent</u>
Less Than High School Graduate . . . . .		1.3	Yes, Without Dependents . . . . .		10.2
High School Graduate . . . . .		16.0	Yes, With Dependents . . . . .		66.2
Less Than Two Years Of College . . . . .		13.7	No, Government Quarters Provided . . . . .		9.7
Two Years Or More Of College, No Degree . . . . .		22.7	No . . . . .		13.9
College Degree Or Higher . . . . .		46.3			
<u>MARITAL STATUS</u>		<u>Per Cent</u>	<u>AIR FORCE PLANS</u>		<u>Per Cent</u>
Never Married . . . . .		21.0	Remain On Active Duty Indefinitely Or Retirement . . . . .		64.8
Married . . . . .		77.2	Separate Immediately . . . . .		4.6
Divorced, Legally Separated, Widowed . . . . .		1.8	Complete Present Commitment . . . . .		15.4
			Undecided, In General . . . . .		11.1
			Undecided, For A Special Personal Reason . . . . .		4.1
FEMALE OFFICERS					
<u>GRADE IN WHICH SERVING</u>		<u>WAF</u>	<u>Nurse</u>	<u>AGE</u>	
Colonel . . . . .		0.2	-	20 Through 24 Years . . . . .	7.8 18.5
Lieutenant Colonel . . . . .		6.1	1.0	25 Through 29 Years . . . . .	28.3 34.2
Major . . . . .		18.7	5.7	30 Through 34 Years . . . . .	25.9 19.2
Captain . . . . .		16.7	33.0	35 Through 39 Years . . . . .	13.3 13.9
First Lieutenant . . . . .		51.3	46.5	40 Years And Over . . . . .	24.7 14.2
Second Lieutenant . . . . .		6.5	13.8		
Warrant Officer . . . . .		0.5			
<u>HIGHEST LEVEL OF EDUCATION</u>		<u>WAF</u>	<u>Nurse</u>	<u>QUARTERS ALLOWANCE</u>	
Less Than High School Graduate . . . . .		0.2	0.5	Yes, Without Dependents . . . . .	37.8 19.6
High School Graduate . . . . .		9.3	45.0	Yes, With Dependents . . . . .	8.8 9.3
Less Than Two Years Of College . . . . .		9.7	24.3	No, Government Quarters Provided . . . . .	4.3 2.7
Two Years Or More Of College, No Degree . . . . .		18.9	20.2	No . . . . .	49.1 68.4
College Degree Or Higher . . . . .		61.9	10.0		
<u>MARITAL STATUS</u>		<u>WAF</u>	<u>Nurse</u>	<u>AIR FORCE PLANS</u>	
Never Married . . . . .		69.8	78.4	Remain On Active Duty Indefinitely Or Retirement . . . . .	57.9 38.3
Married . . . . .		16.2	14.7	Separate Immediately . . . . .	4.1 8.5
Divorced, Legally Separated, Widowed . . . . .		14.0	6.9	Complete Present Commitment . . . . .	12.1 23.2
				Undecided, In General . . . . .	16.2 19.3
				Undecided, For A Special Personal Reason . . . . .	9.7 10.7

Source: Personnel Statistics Division, Directorate Of Statistical Services, DCS/Comptroller.

TABLE 174 — PERCENTAGE DISTRIBUTION OF ALL AIRMEN AND FEMALE AIRMEN BY BASIC CHARACTERISTICS  
28 FEB 1955

(Table below is a new table based on AF-P3 - Sample Survey. A 1 per cent sample of "all airmen" and a 100 per cent survey of "female airmen" was made. Percentages were computed from the actual survey data.)

ALL AIRMEN				
<u>GRADE IN WHICH SERVING</u>		<u>Per Cent</u>	<u>PRESENT ENLISTMENT IN THE AIR FORCE</u>	<u>Per Cent</u>
Master Sergeant . . . . .		6.3	First Enlistment, No Prior Service . . . . .	66.9
Technical Sergeant . . . . .		7.3		
Staff Sergeant . . . . .		14.2		
Airman First Class . . . . .		20.2	First Air Force Enlistment, Prior Service . . . . .	6.3
Airman Second Class . . . . .		23.4		
Airman Third Class . . . . .		21.1		
Airman Basic . . . . .		6.6	Not First Air Force Enlistment . . . . .	26.8
Aviation Cadet . . . . .		0.9		
<u>HIGHEST LEVEL OF EDUCATION</u>		<u>Per Cent</u>	<u>DATE OF SEPARATION BY FISCAL YEAR GROUP</u>	<u>Per Cent</u>
Grammar School, (did not graduate) . . . . .		2.8	Fiscal Year 1955 . . . . .	7.6
Grammar School Graduate . . . . .		6.1	Fiscal Year 1956 . . . . .	30.0
High School, (did not graduate) . . . . .		28.0	Fiscal Year 1957 . . . . .	19.7
High School Graduate . . . . .		48.1	Fiscal Year 1958 . . . . .	17.7
Less Than Two Years Of College . . . . .		9.4	All Other . . . . .	25.0
Two Years Or More Of College, No Degree . . . . .		4.4		
College Degree Or Higher . . . . .		1.2		
<u>MARITAL STATUS</u>		<u>Per Cent</u>	<u>REENLISTMENT INTENT</u>	<u>Per Cent</u>
Never Married . . . . .		56.3	Separate Immediately . . . . .	15.6
Married . . . . .		41.0	Separate After Present Enlistment . . . . .	29.1
Divorced, Legally Separated, Widowed . . . . .		2.7	Reenlist One Or More Times . . . . .	7.1
			Remain Until Retirement . . . . .	24.6
			Undecided . . . . .	23.6
FEMALE AIRMEN				
<u>GRADE IN WHICH SERVING</u>		<u>Per Cent</u>	<u>PRESENT ENLISTMENT IN THE AIR FORCE</u>	<u>Per Cent</u>
Master Sergeant . . . . .		1.9	First Enlistment, No Prior Service . . . . .	86.2
Technical Sergeant . . . . .		3.4		
Staff Sergeant . . . . .		8.7		
Airman First Class . . . . .		15.0	First Air Force Enlistment, Prior Service . . . . .	1.7
Airman Second Class . . . . .		33.4		
Airman Third Class . . . . .		31.7	Not First Air Force Enlistment . . . . .	12.1
Airman Basic . . . . .		5.9		
<u>HIGHEST LEVEL OF EDUCATION</u>		<u>Per Cent</u>	<u>DATE OF SEPARATION BY FISCAL YEAR GROUP</u>	<u>Per Cent</u>
Grammar School, (did not graduate) . . . . .		0.2	Fiscal Year 1955 . . . . .	14.8
Grammar School Graduate . . . . .		0.9	Fiscal Year 1956 . . . . .	28.8
High School, (did not graduate) . . . . .		6.7	Fiscal Year 1957 . . . . .	28.4
High School Graduate . . . . .		73.4	Fiscal Year 1958 . . . . .	23.9
Less Than Two Years Of College . . . . .		11.6	All Other . . . . .	4.1
Two Years Or More Of College, No Degree . . . . .		5.4		
College Degree Or Higher . . . . .		1.8		
<u>MARITAL STATUS</u>		<u>Per Cent</u>	<u>REENLISTMENT INTENT</u>	<u>Per Cent</u>
Never Married . . . . .		82.0	Separate Immediately . . . . .	14.7
Married . . . . .		10.5	Separate After Present Enlistment . . . . .	40.3
Divorced, Legally Separated, Widowed . . . . .		7.5	Reenlist One Or More Times . . . . .	11.4
			Remain Until Retirement . . . . .	6.9
			Undecided . . . . .	26.7

Source: Personnel Statistics Division, Directorate Of Statistical Services, DCS/Comptroller.

TABLE 175 - DISTRIBUTION OF USAF OFFICERS BY GRADE IN WHICH SERVING,  
BY LENGTH OF ACTIVE FEDERAL MILITARY SERVICE - 30 NOV 1954 AND 31 MAY 1955

(Table below is a modification of Table 157, FY 1954. Table is based on AF-P3 - Sample Survey. A 10 per cent sample was made.)

LENGTH OF SERVICE IN YEARS	DEPARTMENTAL OFFICER STRENGTH a/		PER CENT BY GRADE IN WHICH SERVING						
	Number	Per Cent	Colonel	Lieutenant Colonel	Major	Captain	First Lieutenant	Second Lieutenant	Warrant Officer
30 November 1954									
<u>OFFICER - TOTAL</u>	<u>130,430</u>	b/	<u>4,310</u>	<u>8,340</u>	<u>20,330</u>	<u>33,450</u>	<u>32,670</u>	<u>27,900</u>	<u>3,430</u>
<u>PER CENT - TOTAL</u>	b/	<u>100.0</u>	<u>100.0</u>	<u>100.0</u>	<u>100.0</u>	<u>100.0</u>	<u>100.0</u>	<u>100.0</u>	<u>100.0</u>
<u>AVERAGE YEARS OF SERVICE</u>	<u>8.1</u>	b/	<u>16.2</u>	<u>13.9</u>	<u>12.3</u>	<u>10.0</u>	<u>5.1</u>	<u>1.7</u>	<u>16.5</u>
<u>Years</u>									
Less Than 1 . . . . .	12,650	9.7	-	-	0.1	0.3	4.2	41.5	-
1 . . . . .	10,830	8.3	-	-	1.0	2.1	9.9	24.7	-
2 And 3 . . . . .	18,130	13.9	-	-	0.4	2.1	31.9	25.7	-
4 And 5 . . . . .	9,910	7.6	-	-	0.5	4.7	21.2	4.7	0.3
6 And 7 . . . . .	15,520	11.9	0.3	3.3	6.6	21.1	18.7	2.6	1.0
8 And 9 . . . . .	10,960	8.4	2.6	6.5	11.6	18.4	4.8	0.6	2.1
10 And 11 . . . . .	14,870	11.4	4.8	11.9	19.8	23.5	4.6	0.2	4.8
12 And 13 . . . . .	21,000	16.1	20.5	42.8	42.0	17.8	2.6	-	23.9
14 And 15 . . . . .	9,000	6.9	34.2	20.4	9.9	6.6	1.8	-	23.9
16 And 17 . . . . .	3,000	2.3	14.8	5.4	3.0	1.9	0.3	-	14.5
18 And 19 . . . . .	1,440	1.1	7.7	2.0	1.8	0.5	-	-	11.4
20 And 21 . . . . .	780	0.6	3.1	1.3	0.9	0.4	-	-	5.2
22 And 23 . . . . .	780	0.6	5.7	1.8	0.9	0.3	-	-	3.5
24 And 25 . . . . .	650	0.5	2.6	2.0	0.6	0.2	-	-	3.5
26 And 27 . . . . .	520	0.4	2.3	1.7	0.5	-	-	-	2.8
28 Or More Years . .	390	0.3	1.4	0.9	0.4	0.1	-	-	3.1
31 May 1955									
<u>OFFICER - TOTAL</u>	<u>133,600</u>	b/	<u>4,500</u>	<u>8,700</u>	<u>21,400</u>	<u>36,100</u>	<u>33,600</u>	<u>26,000</u>	<u>3,300</u>
<u>PER CENT - TOTAL</u>	b/	<u>100.0</u>	<u>3.4</u>	<u>6.5</u>	<u>16.0</u>	<u>27.0</u>	<u>25.2</u>	<u>19.4</u>	<u>2.5</u>
<u>AVERAGE YEARS OF SERVICE</u>	<u>8.0</u>	b/	<u>16.4</u>	<u>14.2</u>	<u>12.7</u>	<u>10.0</u>	<u>4.5</u>	<u>1.6</u>	<u>16.5</u>
<u>Years</u>									
Less Than 1 . . . . .	14,300	100.0	-	-	0.3	2.2	14.3	83.2	-
1 . . . . .	13,800	100.0	-	-	1.1	4.8	36.7	57.3	0.1
2 And 3 . . . . .	16,200	100.0	-	0.2	0.2	4.6	62.6	32.3	0.1
4 And 5 . . . . .	12,000	100.0	-	0.2	0.8	11.9	74.3	12.8	-
6 And 7 . . . . .	13,500	100.0	0.2	1.0	8.4	55.5	30.8	3.9	0.2
8 And 9 . . . . .	11,600	100.0	0.4	5.6	22.6	60.8	8.1	2.1	0.4
10 And 11 . . . . .	10,500	100.0	1.6	6.4	28.4	54.5	7.9	0.2	1.0
12 And 13 . . . . .	21,200	100.0	3.6	14.4	41.1	34.0	4.0	0.1	2.8
14 And 15 . . . . .	12,600	100.0	14.1	19.7	30.2	23.0	4.8	-	8.2
16 And 17 . . . . .	3,200	100.0	23.8	16.5	20.6	24.6	2.0	-	12.5
18 And 19 . . . . .	2,000	100.0	12.9	16.1	26.5	20.0	-	-	24.5
20 And 21 . . . . .	900	100.0	37.5	15.3	22.2	8.3	-	-	16.7
22 And 23 . . . . .	600	100.0	27.9	9.3	32.6	11.6	-	-	18.6
24 And 25 . . . . .	400	100.0	26.5	23.5	26.5	5.9	-	-	17.6
26 And 27 . . . . .	500	100.0	25.0	27.8	25.0	-	-	-	22.2
28 Or More Years . .	300	100.0	19.2	38.5	23.1	-	-	-	19.2

a/ Strengths as of November 1954 are rounded to the nearest 10's; strengths as of May 1955 are rounded to the nearest 100's, and percentages computed accordingly.

b/ Not applicable.

Source: Personnel Statistics Division, Directorate Of Statistical Services, DCS/Comptroller.

TABLE 176 - DISTRIBUTION OF AIRMEN BY GRADE IN WHICH SERVING,  
BY LENGTH OF ACTIVE FEDERAL MILITARY SERVICE - 30 NOV 1954 AND 31 MAY 1955

(Table below is a modification of Table 158, FY 1954. Table is based on AF-P3 - Sample Survey. A 5 per cent sample was made.)

LENGTH OF SERVICE	DEPARTMENTAL AIRMAN STRENGTH <sup>a/</sup>		PER CENT BY GRADE IN WHICH SERVING							
	Number	Per Cent <sup>b/</sup>	Master Sergeant	Technical Sergeant	Staff Sergeant	Airman First Class	Airman Second Class	Airman Third Class	Airman Basic	Aviation Cadet
30 November 1954										
AIRMAN - TOTAL	808,220	b/	48,160	57,300	118,690	159,340	195,270	167,900	53,880	7,680
PER CENT - TOTAL	b/	100.0	100.0	100.0	100.0	100.0	100.0	100.0	100.0	100.0
AVERAGE YEARS OF SERVICE	4.4	b/	13.7	10.1	6.6	3.9	2.8	1.4	0.9	1.3
Months										
0 Through 5	75,970	9.4	-	-	0.1	0.2	0.2	23.2	71.2	20.0
6 Through 11	62,230	7.7	-	-	0.2	0.3	1.9	32.4	5.4	38.0
12 Through 17	30,710	3.8	-	-	0.1	0.1	5.6	10.4	3.1	14.6
18 Through 23	53,340	6.6	-	-	0.2	0.6	17.5	9.8	2.6	11.6
24 Through 29	63,040	7.8	0.1	0.2	0.2	4.4	20.8	7.7	3.6	6.2
30 Through 35	83,250	10.3	0.2	0.3	1.3	17.8	21.3	5.3	4.0	0.6
36 Through 41	98,600	12.2	0.2	0.1	6.6	29.3	16.8	4.3	4.0	1.1
42 Through 47	93,750	11.6	-	0.9	23.1	28.0	7.8	2.2	1.9	2.3
Years										
4 And 5	51,730	6.4	0.5	3.4	17.3	8.7	4.5	2.4	2.4	4.2
6 And 7	58,190	7.2	2.9	21.2	23.4	5.6	2.2	1.3	1.3	1.4
8 And 9	37,990	4.7	7.7	22.2	11.9	2.5	0.9	0.7	0.4	-
10 And 11	37,180	4.6	18.9	25.3	8.0	1.5	0.3	0.2	0.1	-
12 And 13	34,750	4.3	31.6	18.2	5.4	0.7	0.2	0.1	-	-
14 And 15	13,740	1.7	18.3	4.7	1.1	0.2	-	-	-	-
16 And 17	5,660	0.7	7.4	1.8	0.4	0.1	-	-	-	-
18 And 19	4,040	0.5	5.7	0.9	0.3	-	-	-	-	-
20 Through 23	2,430	0.3	3.5	0.6	0.2	-	-	-	-	-
24 Or More Years	1,620	0.2	3.0	0.2	0.2	-	-	-	-	-
31 May 1955										
AIRMAN - TOTAL	796,400	b/	50,300	60,100	114,700	148,700	197,400	177,600	42,400	5,200
PER CENT - TOTAL	b/	100.0	6.3	7.6	14.4	18.7	24.8	22.3	5.3	0.6
AVERAGE YEARS OF SERVICE	4.5	100.0	14.0	10.3	7.0	4.0	2.7	1.3	1.0	1.2
Months										
0 Through 5	59,100	100.0	-	-	0.2	0.3	0.4	54.3	43.3	1.5
6 Through 11	88,600	100.0	-	-	0.2	0.1	8.9	85.2	3.3	2.3
12 Through 17	55,200	100.0	0.1	-	0.2	0.5	44.4	47.5	4.5	2.8
18 Through 23	32,100	100.0	-	-	0.1	2.3	69.5	24.0	3.6	0.5
24 Through 29	54,700	100.0	0.1	0.1	0.5	12.0	71.9	12.3	2.7	0.4
30 Through 35	68,400	100.0	c/	c/	0.9	28.2	56.4	12.3	1.9	0.3
36 Through 41	79,900	100.0	0.2	c/	6.8	51.4	33.4	7.0	1.2	-
42 Through 47	101,000	100.0	0.1	0.2	18.3	51.0	21.9	6.6	1.9	c/
Years										
4 And 5	58,900	100.0	0.5	3.8	43.2	26.2	17.7	6.5	1.6	0.5
6 And 7	57,900	100.0	2.3	21.9	49.7	15.3	7.9	2.2	0.7	-
8 And 9	40,000	100.0	9.3	33.6	41.5	10.1	3.8	1.1	0.6	-
10 And 11	32,900	100.0	22.6	38.8	29.6	5.9	2.0	0.9	0.2	-
12 And 13	35,000	100.0	40.8	31.5	21.7	3.2	1.4	1.3	0.1	-
14 And 15	18,200	100.0	63.6	23.3	10.9	1.4	0.4	0.4	-	-
16 And 17	5,700	100.0	62.4	23.0	9.3	1.8	1.3	1.3	0.9	-
18 And 19	4,600	100.0	72.0	18.4	8.4	0.6	0.6	-	-	-
20 Through 23	2,000	100.0	73.1	11.5	15.4	-	-	-	-	-
24 Or More Years	2,200	100.0	84.7	4.7	9.4	-	-	1.2	-	-

a/ Strengths as of November 1954 are rounded to the nearest 10's; strengths as of May 1955 are rounded to the nearest 100's; and percentages computed accordingly.

b/ Not applicable.

c/ Less than 0.05

Source: Personnel Statistics Division, Directorate Of Statistical Services, DCS/Comptroller.

TABLE 177 - DISTRIBUTION OF USAF MILITARY PERSONNEL BY MARITAL STATUS -

30 NOV 1954 AND 31 MAY 1955

(Table below is based on AP-PJ - Sample Survey. A 10 per cent sample of officers and a 5 per cent sample of airmen was made.)

GRADE	DEPARTMENTAL STRENGTH a/		MARRIED		NEVER MARRIED		OTHER b/	
	Number	Per Cent	Number	Per Cent	Number	Per Cent	Number	Per Cent
30 November 1954								
<u>OFFICER - TOTAL</u> . . .	<u>130,430</u>	c/	<u>100,880</u>	c/	<u>27,110</u>	c/	<u>2,440</u>	c/
<u>PER CENT - TOTAL</u> . . .	c/	<u>100.0</u>	c/	<u>77.7</u>	c/	<u>20.4</u>	c/	<u>1.9</u>
Colonel . . . . .	4,310	100.0	4,240	98.2	20	0.6	50	1.2
Lieutenant Colonel . . . . .	8,340	100.0	7,970	95.6	190	2.2	180	2.2
Major . . . . .	20,330	100.0	19,100	94.0	660	3.2	570	2.8
Captain . . . . .	33,450	100.0	30,280	90.5	2,310	6.9	860	2.6
First Lieutenant . . . . .	32,670	100.0	23,940	73.3	8,220	25.1	510	1.6
Second Lieutenant . . . . .	27,900	100.0	12,070	43.3	15,630	56.0	200	0.7
Warrant Officer . . . . .	3,430	100.0	3,280	95.6	80	2.3	70	2.1
<u>AIRMAN - TOTAL</u> . . . . .	<u>808,220</u>	c/	<u>330,830</u>	c/	<u>453,700</u>	c/	<u>23,690</u>	c/
<u>PER CENT - TOTAL</u> . . . . .	c/		c/	<u>41.4</u>	c/	<u>55.6</u>	c/	<u>3.0</u>
Master Sergeant . . . . .	48,160	100.0	43,920	91.2	2,770	5.8	1,470	3.0
Technical Sergeant . . . . .	57,300	100.0	47,530	82.9	7,020	12.3	2,750	4.8
Staff Sergeant . . . . .	118,690	100.0	80,100	67.5	34,060	28.7	4,530	3.8
Airman First Class . . . . .	159,340	100.0	70,390	44.2	84,410	53.0	4,540	2.8
Airman Second Class . . . . .	195,280	100.0	58,890	30.2	131,260	67.2	5,130	2.6
Airman Third Class . . . . .	167,900	100.0	24,950	14.9	139,030	82.8	3,920	2.3
Airman Basic . . . . .	53,880	100.0	5,050	9.4	47,480	88.1	1,350	2.5
Aviation Cadet . . . . .	7,670	100.0	-	-	7,670	100.0	-	-
31 May 1955								
<u>OFFICER - TOTAL</u> . . .	<u>133,610</u>	c/	<u>102,430</u>	c/	<u>28,620</u>	c/	<u>2,560</u>	c/
<u>PER CENT - TOTAL</u> . . .	c/	<u>100.0</u>	c/	<u>76.7</u>	c/	<u>21.4</u>	c/	<u>1.9</u>
Colonel . . . . .	4,520	100.0	4,430	98.0	40	0.9	50	1.1
Lieutenant Colonel . . . . .	8,680	100.0	8,290	95.6	200	2.3	190	2.1
Major . . . . .	21,430	100.0	20,030	93.5	860	4.0	540	2.5
Captain . . . . .	36,040	100.0	32,740	90.8	2,450	6.8	850	2.4
First Lieutenant . . . . .	33,630	100.0	22,400	66.6	10,560	31.4	670	2.0
Second Lieutenant . . . . .	26,000	100.0	11,370	43.7	14,460	55.6	170	0.7
Warrant Officer . . . . .	3,310	100.0	3,170	95.8	50	1.5	90	2.7
<u>AIRMAN - TOTAL</u> . . . . .	<u>796,430</u>	c/	<u>334,620</u>	c/	<u>439,820</u>	c/	<u>21,990</u>	c/
<u>PER CENT - TOTAL</u> . . . . .	c/	<u>100.0</u>	c/	<u>42.0</u>	c/	<u>55.2</u>	c/	<u>2.8</u>
Master Sergeant . . . . .	50,260	100.0	45,820	91.1	2,910	5.9	1,530	3.0
Technical Sergeant . . . . .	60,110	100.0	51,920	86.4	5,840	9.7	2,350	3.9
Staff Sergeant . . . . .	114,720	100.0	80,990	70.6	28,760	25.1	4,970	4.3
Airman First Class . . . . .	148,690	100.0	67,160	45.2	77,140	51.9	4,390	2.9
Airman Second Class . . . . .	197,420	100.0	58,280	29.5	134,590	68.2	4,550	2.3
Airman Third Class . . . . .	177,660	100.0	25,780	14.5	148,740	83.7	3,140	1.8
Airman Basic . . . . .	42,400	100.0	4,670	11.0	36,720	86.6	1,010	2.4
Aviation Cadet . . . . .	5,170	100.0	-	-	5,120	99.0	50	1.0

a/ Strengths are rounded to the nearest 10's and percentages computed accordingly.

b/ Divorced, Separated, or Widowed.

c/ Not Applicable.

Source: Personnel Statistics Division, Directorate of Statistical Services, DCS/Comptroller



**TABLE 178 - PERCENTAGE DISTRIBUTION OF FIRST TERM AIRMEN AND OTHER THAN FIRST TERM AIRMEN BY MARITAL STATUS, BY TYPE OF HOUSING REGULARLY OCCUPIED - 30 NOV 1954**

(Table below is a new table and is based on AF-P3 - Sample Survey. A 5 per cent sample, including Aviation Cadets was made.)

TYPE OF HOUSING	TOTAL			FIRST TERMERS			OTHER THAN FIRST TERMERS		
	Total	Married	Other	Total	Married	Other	Total	Married	Other
<u>AIRMAN - TOTAL a/</u> . . . . .	<u>808,220</u>	<u>334,830</u>	<u>473,390</u>	<u>593,600</u>	<u>173,110</u>	<u>420,490</u>	<u>214,620</u>	<u>161,720</u>	<u>52,900</u>
<u>PER CENT - TOTAL</u> . . . . .	<u>100.0</u>	<u>100.0</u>	<u>100.0</u>	<u>100.0</u>	<u>100.0</u>	<u>100.0</u>	<u>100.0</u>	<u>100.0</u>	<u>100.0</u>
Single Airmen's Barracks . . . . .	61.2	15.5	93.4	72.8	21.7	93.9	28.8	8.8	90.0
On-Base Family Quarters . . . . .	3.6	8.0	0.5	1.6	4.1	0.5	9.3	12.1	0.6
Wherry Housing . . . . .	2.8	6.4	0.3	1.1	3.0	0.3	7.6	10.0	0.4
Off-Base Civilian Housing . . . . .	26.2	60.6	1.9	19.2	62.1	1.5	45.7	59.0	5.0
Trailer . . . . .	2.9	6.8	0.1	2.0	6.7	0.1	5.3	7.0	0.2
Tents . . . . .	0.7	0.4	1.0	0.8	0.4	0.9	0.5	0.4	0.8
Some Other . . . . .	2.6	2.3	2.8	2.5	2.0	2.8	2.8	2.7	3.0

a/ Strength totals are rounded to the nearest 10's and percentages computed accordingly.

Source: Personnel Statistics Division, Directorate Of Statistical Services, DCS/Comptroller.

TABLE 179 - DISTRIBUTION OF USAF MILITARY PERSONNEL BY TOTAL NUMBER OF DEPENDENTS -  
30 NOV 1954 AND 31 MAY 1955

(Table below is based on AF-P3 - Sample Survey. A 10 per cent sample of officers and a 5 per cent sample of airmen was made.)

GRADE	DEPARTMENTAL STRENGTH		PER CENT BY NUMBER OF DEPENDENTS						AVERAGE NUMBER OF DEPENDENTS
	Number	Per Cent	None	1	2	3	4	5 Or More	
30 November 1954									
<u>OFFICER - TOTAL</u> . . . . .	130,430	100.0	25,690	23,580	25,620	31,350	17,060	7,130	2.1
<u>PER CENT - TOTAL</u> . . . . .	b/	100.0	19.7	18.1	19.6	24.0	13.1	5.5	b/
Colonel . . . . .	4,310	100.0	0.6	12.0	19.4	33.0	24.2	10.8	3.0
Lieutenant Colonel . . . . .	8,340	100.0	2.3	13.2	19.8	33.1	21.1	10.5	2.9
Major . . . . .	20,330	100.0	2.9	10.8	20.1	35.8	21.0	9.4	2.9
Captain . . . . .	33,450	100.0	6.5	11.1	20.0	34.9	19.8	7.7	2.8
First Lieutenant . . . . .	32,670	100.0	24.6	22.4	24.6	18.0	8.0	2.4	1.7
Second Lieutenant . . . . .	27,900	100.0	54.1	29.6	12.7	3.1	0.4	0.1	0.7
Warrant Officer . . . . .	3,430	100.0	3.1	18.0	19.0	34.3	14.5	11.1	2.8
<u>AIRMAN - TOTAL</u> . . . . .	808,220	b/	420,010	159,790	120,990	66,400	27,860	13,170	1.0
<u>PER CENT - TOTAL</u> . . . . .	b/	100.0	52.0	19.8	15.0	8.2	3.4	1.6	b/
Master Sergeant . . . . .	48,160	100.0	6.0	16.9	21.0	28.9	18.6	8.6	2.7
Technical Sergeant . . . . .	57,300	100.0	12.2	19.0	24.2	24.7	13.1	6.8	2.3
Staff Sergeant . . . . .	118,690	100.0	27.5	23.2	25.6	15.9	5.4	2.4	1.6
Airman First Class . . . . .	159,340	100.0	49.7	23.6	18.9	5.9	1.3	0.6	0.9
Airman Second Class . . . . .	195,280	100.0	62.4	21.5	11.9	3.2	0.7	0.3	0.6
Airman Third Class . . . . .	167,900	100.0	76.6	15.5	5.8	1.3	0.6	0.2	0.4
Airman Basic . . . . .	53,880	100.0	81.6	12.9	4.1	0.9	0.2	0.3	0.3
Aviation Cadet . . . . .	7,670	100.0	97.2	2.0	0.8	-	-	-	-
31 May 1955									
<u>OFFICER - TOTAL</u> . . . . .	133,600	b/	28,100	24,900	26,500	29,900	16,000	8,200	2.1
<u>PER CENT - TOTAL</u> . . . . .	b/	100.0	21.0	18.6	19.8	22.4	12.0	6.2	b/
Colonel . . . . .	4,500	100.0	1.7	12.6	17.4	33.6	20.2	14.5	3.1
Lieutenant Colonel . . . . .	8,700	100.0	2.1	12.8	19.7	34.2	19.1	12.1	3.0
Major . . . . .	21,400	100.0	4.4	11.6	19.3	32.3	21.1	11.3	2.9
Captain . . . . .	36,100	100.0	6.4	12.2	20.7	33.2	18.4	9.1	2.8
First Lieutenant . . . . .	33,600	100.0	30.4	23.8	24.3	14.6	4.8	2.1	1.5
Second Lieutenant . . . . .	26,000	100.0	52.5	29.4	13.9	3.4	0.6	0.2	0.7
Warrant Officer . . . . .	3,300	100.0	2.0	13.2	21.6	33.6	22.4	7.2	2.9
<u>AIRMAN - TOTAL</u> . . . . .	796,400	b/	406,300	157,500	117,100	71,300	29,900	14,300	1.0
<u>PER CENT - TOTAL</u> . . . . .	b/	100.0	51.0	19.8	14.7	8.9	3.8	1.8	b/
Master Sergeant . . . . .	50,300	100.0	6.6	14.9	20.1	29.5	19.0	9.9	2.7
Technical Sergeant . . . . .	60,100	100.0	9.4	17.4	24.3	26.8	14.3	7.8	2.5
Staff Sergeant . . . . .	114,700	100.0	23.4	22.7	25.9	18.3	7.0	2.7	1.7
Airman First Class . . . . .	148,700	100.0	48.2	25.0	18.2	6.7	1.3	0.6	0.9
Airman Second Class . . . . .	197,400	100.0	63.0	21.2	11.8	3.1	0.7	0.2	0.6
Airman Third Class . . . . .	177,600	100.0	76.6	15.7	5.8	1.4	0.3	0.2	0.4
Airman Basic . . . . .	42,400	100.0	80.7	13.5	3.6	1.9	0.3	-	0.3
Aviation Cadet . . . . .	5,200	100.0	97.2	2.8	-	-	-	-	c/

a/ Strengths as of November 1954 are rounded to the nearest 10's; strengths as of May 1955 are rounded to the nearest 100's; and percentages were computed accordingly.

b/ Not applicable.

Source: Personnel Statistics Division, Directorate Of Statistical Services, DCS/Comptroller

TABLE 180 - PERCENTAGE DISTRIBUTION OF ALL AIRMEN BY TYPE OF PRE-SERVICE RESIDENCE,  
BY REENLISTMENT INTENT - 28 FEB 1955

(Table below is a new table and is based on AF-P3 - Sample Survey. A 1 per cent sample, including Aviation Cadets was made.)

PRE-SERVICE RESIDENCE BY TYPE	DEPART- MENTAL AIRMAN STRENGTH a/	PER CENT BY REENLISTMENT INTENT						Un- decided
		Yes			No			
		Total	Plan To Remain On Active Duty Until Retirement	Plan To Reenlist One Or More Times	Total	Plan To Separate When Current Enlistment Ends	Would Separate Immediately If Possible	
<u>AIRMAN - TOTAL . . . . .</u>	<u>795,970</u>	<u>252,070</u>	<u>195,510</u>	<u>56,560</u>	<u>356,370</u>	<u>232,060</u>	<u>124,310</u>	<u>187,530</u>
<u>PER CENT - TOTAL . . . . .</u>	<u>100.0</u>	<u>31.7</u>	<u>24.6</u>	<u>7.1</u>	<u>44.7</u>	<u>29.1</u>	<u>15.6</u>	<u>23.6</u>
Rural Area . . . . .	149,690	34.0	25.7	8.3	40.0	25.5	14.5	26.0
Town, Less Than 2,500 . . . . .	95,630	33.5	25.8	7.7	42.5	27.5	15.0	24.0
Town, 2,501 Through 25,000 . . . . .	209,950	31.6	25.4	6.2	44.2	30.0	14.2	24.2
City, 25,001 Through 100,000 . . . . .	144,450	31.7	24.4	7.3	47.2	31.8	15.4	21.1
City Over 100,000 . . . . .	196,250	29.1	22.4	6.7	48.3	29.8	18.5	22.6

a/ Strengths are rounded to the nearest 10's and percentages computed accordingly.

Source: Personnel Statistics Division, Directorate of Statistical Services, DCS/Comptroller.

**TABLE 181 - SUMMARY - PERCENTAGE DISTRIBUTION OF AIRMEN BY GRADE IN WHICH SERVING,  
BY REENLISTMENT INTENT - DEC 1948 THROUGH MAY 1955**

(The December 1948 Sample Survey included 10 per cent of all USAF and ARWAF, including permanent party and student personnel. The June 1942 Sample Survey included a 10 per cent of USAF Command strength. The February 1954, May 1954, November 1954, and May 1955 Sample Surveys included a 5 per cent of USAF Departmental Strength. The February 1955 Sample Survey included a 1 per cent of USAF Departmental Strength. Table below is a new table.)

REENLISTMENT INTENT BY SURVEY DATE	DEPARTMENTAL AIRMAN STRENGTH a/		PER CENT BY GRADE IN WHICH SERVING							
	Number	Per Cent	Master Ser- geant	Tech- nical Ser- geant	Staff Ser- geant	Airman First Class	Airman Second Class	Airman Third Class	Airman Basic	Avi- ation Cadet
<u>INTEND TO REENLIST</u>										
December 1948 . . . . .	127,200	37.3	82.3	77.1	65.4	41.5	29.9	17.4	13.6	51.2
June 1952 . . . . .	237,310	29.3	85.0	78.9	51.8	23.3	14.5	12.4	15.9	b/
February 1954 . . . . .	202,800	26.1	81.5	72.2	43.3	14.6	9.3	11.8	22.2	41.7
May 1954 . . . . .	217,150	27.5	83.3	73.4	43.3	15.2	10.1	14.9	27.2	48.2
August 1954 . . . . .	253,530	31.5	87.6	77.4	44.8	17.2	12.3	21.7	33.6	50.6
November 1954 . . . . .	232,770	28.8	84.3	74.0	45.9	17.7	12.5	16.8	19.0	30.6
February 1955 . . . . .	252,070	31.7	90.0	77.2	54.0	21.7	12.6	16.6	22.7	42.0
May 1955 . . . . .	266,800	33.5	89.5	81.3	57.2	23.0	15.4	17.6	23.0	33.1
<u>DO NOT INTEND TO REENLIST</u>										
December 1948 . . . . .	53,540	15.7	4.2	4.1	6.9	15.9	19.9	20.9	19.4	7.6
June 1952 . . . . .	293,700	36.3	6.2	10.8	26.7	39.2	47.8	43.0	35.2	b/
February 1954 . . . . .	319,360	41.1	2.9	7.7	28.3	52.5	55.5	50.6	28.2	14.9
May 1954 . . . . .	340,340	43.1	3.2	7.9	31.9	55.4	57.6	49.9	33.9	13.3
August 1954 . . . . .	363,790	45.2	3.7	7.0	36.4	59.2	61.3	50.5	38.0	16.5
November 1954 . . . . .	360,460	44.6	3.4	8.2	32.9	57.9	58.5	50.0	43.7	23.0
February 1955 . . . . .	356,370	44.7	2.6	7.4	24.7	52.8	62.7	55.7	48.9	22.9
May 1955 . . . . .	321,760	40.4	2.6	5.1	22.1	52.4	55.3	47.6	44.3	20.7
<u>UNDECIDED</u>										
December 1948 . . . . .	160,270	47.0	13.5	18.8	27.7	42.6	50.2	61.7	67.0	41.2
June 1952 . . . . .	278,580	34.4	8.8	10.3	21.5	37.5	37.7	44.6	48.9	b/
February 1954 . . . . .	254,860	32.8	15.6	20.1	28.4	32.9	35.2	37.6	49.6	43.4
May 1954 . . . . .	232,160	29.4	13.5	18.7	24.8	29.4	32.3	35.2	38.9	38.5
August 1954 . . . . .	187,530	23.3	8.7	15.6	18.8	23.6	26.4	27.8	28.4	32.9
November 1955 . . . . .	214,990	26.6	12.3	17.8	21.2	24.4	29.0	33.2	37.3	46.4
February 1955 . . . . .	187,530	23.6	7.4	15.4	21.3	25.5	24.7	27.7	28.4	35.1
May 1955 . . . . .	207,870	26.1	7.9	13.6	20.7	24.6	29.3	34.8	32.7	46.2

a/ Strengths are rounded to the nearest 10's and percentages computed accordingly.

b/ Not applicable.

Source: Personnel Statistics Division, Directorate of Statistical Services, DCS/Comptroller

TABLE 182 - DISTRIBUTION OF AIRMEN BY GRADE IN WHICH SERVING, BY REENLISTMENT INTENT  
- 30 NOV 1954 AND 31 MAY 1955

(Table below is based on AF-P3 - Sample Survey. A 5 per cent sample was made.)

REENLISTMENT INTENT	DEPARTMENTAL AIRMAN STRENGTH a/		PER CENT BY GRADE						
	Number	Per Cent	Master Ser- geant	Tech- nical Ser- geant	Staff Ser- geant	Airman First Class	Airman Second Class	Airman Third Class	Airman Basic
30 November 1954									
<u>AIRMAN - TOTAL</u> . . . . .	<u>800,550</u>	b/	<u>48,160</u>	<u>57,300</u>	<u>118,690</u>	<u>159,340</u>	<u>195,280</u>	<u>167,900</u>	<u>53,880</u>
<u>PER CENT - TOTAL</u> . . . . .	b/	<u>100.0</u>	<u>100.0</u>	<u>100.0</u>	<u>100.0</u>	<u>100.0</u>	<u>100.0</u>	<u>100.0</u>	<u>100.0</u>
Plan To Remain On Active Duty Until Retirement . . . . .	175,430	21.9	80.5	69.2	39.4	12.2	6.3	7.5	6.4
Plan To Reenlist One (Or More) Times . . . . .	55,050	6.9	3.8	4.8	6.5	5.5	6.3	9.3	12.6
Plan To Separate When Current Enlistment Ends . . . . .	206,400	25.8	2.1	5.0	18.5	30.6	31.4	33.1	29.7
Would Separate Immediately, If Possible . . . . .	152,220	19.0	1.3	3.2	14.4	27.4	27.0	16.9	14.0
Undecided . . . . .	800,550	26.4	12.3	17.8	21.2	24.3	29.0	33.2	37.3
31 May 1955									
<u>AIRMAN - TOTAL</u> . . . . .	<u>791,260</u>	b/	<u>50,260</u>	<u>60,110</u>	<u>114,720</u>	<u>148,690</u>	<u>197,420</u>	<u>177,660</u>	<u>42,400</u>
<u>PER CENT - TOTAL</u> . . . . .	b/	<u>100.0</u>	<u>100.0</u>	<u>100.0</u>	<u>100.0</u>	<u>100.0</u>	<u>100.0</u>	<u>100.0</u>	<u>100.0</u>
Plan To Remain On Active Duty Until Retirement . . . . .	204,840	25.9	85.4	76.0	50.5	15.5	8.5	8.2	10.3
Plan To Reenlist One (Or More) Times . . . . .	159,760	7.5	4.1	5.3	6.7	7.5	6.9	9.4	12.7
Plan To Separate When Current Enlistment Ends . . . . .	188,820	23.9	1.5	2.4	12.7	29.5	31.2	31.1	27.3
Would Separate Immediately, If Possible . . . . .	132,010	16.7	1.1	2.7	9.4	23.2	24.1	16.5	17.0
Undecided . . . . .	205,830	26.0	7.9	13.6	20.7	24.6	29.3	34.8	32.7

a/ Strengths are rounded to the nearest 10's and percentages computed accordingly.  
b/ Not applicable.

Source: Personnel Statistics Division, Directorate Of Statistical Services, DCS/Comptroller.

**TABLE 183 - PERCENTAGE DISTRIBUTION OF AIRMEN BY HIGHEST LEVEL OF EDUCATION  
BY REENLISTMENT INTENT - 30 NOV 1934**

(Table below is a new table and indicates the expressed Reenlistment Intent of Airmen related with the Highest Level of Education. Table is based on AF-P3 - Sample Survey. A 5 per cent sample, including Aviation Cadets was made.)

HIGHEST LEVEL OF EDUCATION	AIRMAN STRENGTH a/	PER CENT BY REENLISTMENT INTENT						Unde- cided
		Yes			No			
		Total	Plan To Remain On Active Duty Until Retirement	Plan To Reen- list One (Or More) Times	Total	Plan To Separate When Current Enlistment Ends	Would Separate Immediately If Possible	
<u>AIRMAN - TOTAL . . . . .</u>	<u>808,220</u>	b/	<u>177,000</u>	<u>55,770</u>	b/	<u>207,710</u>	<u>151,950</u>	<u>215,790</u>
<u>PER CENT - TOTAL . . . . .</u>	<u>100.0</u>	<u>28.8</u>	<u>21.9</u>	<u>6.9</u>	<u>44.5</u>	<u>25.7</u>	<u>18.8</u>	<u>26.7</u>
Grammar School - Non-Graduate . . . . .	3.0	39.8	28.6	11.2	32.3	17.7	14.6	27.9
Grammar School - Graduate . . . . .	5.6	39.4	29.7	9.7	33.5	19.0	14.5	27.1
High School - Non-Graduate . . . . .	26.3	30.6	21.1	9.5	39.3	24.1	15.2	30.1
High School - Graduate . . . . .	48.8	27.7	21.9	5.8	45.8	27.1	18.7	26.5
College - Less Than Two Years . . . . .	10.2	25.8	20.7	5.1	51.9	27.0	24.9	22.3
College - Two Or More Years, No Degree . . . . .	4.6	23.9	20.2	3.7	56.6	28.4	28.2	19.5
College - Degree And Higher . . . . .	1.5	12.1	10.7	1.4	72.5	33.3	39.2	15.4

a/ Strengths are rounded to the nearest 10's and percentages computed accordingly.

b/ Not applicable.

Source: Personnel Statistics Division, Directorate of Statistical Services, DCS/Comptroller.

**TABLE 184 - DISTRIBUTION OF AIRMEN BY HIGHEST LEVEL OF EDUCATION, BY REENLISTMENT INTENT -  
31 MAY 1935**

(Table below is a new table and indicates the expressed Reenlistment Intent of Airmen related with the Highest Level of Education. Table is based on AF-P3 - Sample Survey. A 5 per cent sample, including Aviation Cadets was made.)

HIGHEST LEVEL OF EDUCATION	DEPARTMENTAL AIRMAN STRENGTH a/		REENLISTMENT INTENT					
			Yes		No		Undecided	
	Number	Per Cent	Number	Per Cent	Number	Per Cent	Number	Per Cent
<u>AIRMAN - TOTAL . . . . .</u>	<u>796,400</u>	<u>100.0</u>	<u>266,300</u>	<u>33.4</u>	<u>321,800</u>	<u>40.4</u>	<u>208,300</u>	<u>26.2</u>
Grammar School - Non-Graduate . . . . .	23,500	100.0	10,200	43.4	7,800	33.2	5,500	23.4
Grammar School - Graduate . . . . .	47,500	100.0	19,100	40.2	15,600	32.8	12,800	27.0
High School - Non-Graduate . . . . .	225,000	100.0	74,800	33.3	84,000	37.3	66,200	29.4
High School - Graduate . . . . .	384,900	100.0	128,100	33.3	157,300	40.9	99,500	25.8
College - Less Than Two Years . . . . .	73,000	100.0	22,800	31.2	33,900	46.5	16,300	22.3
College - Two Or More Years, No Degree . . . . .	32,000	100.0	9,500	29.7	16,000	50.0	6,500	20.3
College - Degree And Higher . . . . .	10,500	100.0	1,800	17.1	7,200	68.6	1,500	14.3

a/ Strengths are rounded to the nearest 100's and percentages computed accordingly.

Source: Personnel Statistics Division, Directorate of Statistical Services, DCS/Comptroller.

TABLE 185 - PERCENTAGE DISTRIBUTION OF ALL AIRMEN AND FIRST TERM AIRMEN BY CHARACTERISTICS, BY YEAR ELIGIBLE TO SEPARATE, BY REENLISTMENT INTENT - 30 NOV 1954

(Table below is a new table and is based on AF-P3 - Sample Survey. A 5 per cent sample, including Aviation Cadets was made.)

CHARACTERISTICS	PER CENT OF AIRMAN STRENGTH	TOTAL			FY 1955			FY 1956			FY 1957			FY 1958 AND LATER AND INDEFINITES		
		Yes	No	Unde- cided	Yes	No	Unde- cided	Yes	No	Unde- cided	Yes	No	Unde- cided	Yes	No	Unde- cided
<b>ALL AIRMEN</b>																
<u>PER CENT - TOTAL</u> . . . . .	100.0	28.8	44.5	26.7	18.3	65.5	16.2	20.4	52.0	27.6	19.3	50.9	29.8	44.0	27.4	28.6
First Termers . . . . .	73.4	14.5	56.9	28.6	12.9	71.5	15.6	12.3	60.0	27.7	10.8	59.1	30.1	20.6	42.6	36.8
Other Than First Termers . . . . .	26.6	68.3	10.6	21.1	57.5	21.6	20.9	59.1	14.1	26.8	55.6	15.8	28.6	75.0	7.2	17.8
Technical Training . . . . .	64.9	28.6	46.6	24.8	16.2	68.0	15.8	18.6	54.2	27.2	17.6	52.4	30.0	53.4	22.1	24.5
No Technical Training . . . . .	35.1	29.1	40.9	20.0	25.2	57.1	17.7	25.0	46.5	28.5	23.3	47.5	29.2	33.5	33.3	33.2
Top Three Grades . . . . .	28.1	61.6	20.0	18.4	27.5	57.9	14.6	54.8	20.4	24.8	60.8	13.8	25.4	78.0	5.9	16.1
All Other Grades . . . . .	71.9	16.0	54.1	29.9	12.8	70.0	17.2	12.6	59.2	28.2	11.8	57.6	30.6	23.4	40.4	36.2
Married <sup>a/</sup> . . . . .	44.4	15.2	55.2	29.6	27.9	54.6	17.5	31.3	40.8	27.9	33.0	37.7	29.3	70.8	10.5	18.7
Never Married . . . . .	55.6	45.8	31.3	22.9	9.0	76.0	15.0	10.7	62.0	27.3	11.3	58.6	30.1	22.9	40.7	36.4
<u>OCCUPATIONAL AREA</u> <sup>b/</sup>																
Basic Airman . . . . .	100.0	20.3	39.0	40.7	-	-	-	-	-	-	27.0	24.3	48.7	20.2	39.2	40.6
Combat Support . . . . .	100.0	22.6	53.1	24.3	11.2	74.8	14.0	14.0	62.9	23.1	14.5	58.9	26.6	40.0	32.1	27.9
Electronic Engineering . . . . .	100.0	21.4	54.0	24.6	9.8	77.7	12.5	15.0	64.1	20.9	8.3	64.7	27.0	37.7	30.3	32.0
Maintenance Engineering . . . . .	100.0	27.8	45.5	26.7	15.9	67.2	16.9	18.7	51.8	29.5	14.3	52.6	33.1	51.8	22.7	25.5
Maintenance Crafts, Trades . . . . .	100.0	27.3	43.7	29.0	25.2	52.8	22.0	19.1	48.9	32.0	19.4	48.4	32.2	48.7	25.9	25.4
Logistics . . . . .	100.0	38.6	35.3	26.1	31.0	47.2	21.8	28.3	41.4	30.3	29.9	43.4	26.7	59.2	18.1	22.7
Personnel And Administration . . . . .	100.0	31.5	47.8	20.7	16.5	72.2	11.3	19.2	59.9	20.9	21.8	52.0	26.2	51.8	24.6	23.6
Comptroller . . . . .	100.0	26.1	53.7	20.2	11.9	73.9	14.2	13.3	69.5	17.2	16.4	60.8	22.8	50.3	24.1	25.6
Special Activities . . . . .	100.0	33.0	25.7	41.3	21.4	62.2	16.4	21.3	49.1	29.6	23.9	43.2	32.9	47.8	25.8	26.4
Other (Reporting Code) . . . . .	100.0	30.9	42.1	27.0	50.0	20.9	29.1	24.4	26.9	48.7	36.0	22.6	41.4	44.6	27.7	27.7
<u>SKILL LEVEL</u>																
1 . . . . .	19.5	20.6	43.4	36.0	26.2	54.7	19.1	17.5	48.9	33.6	20.4	51.6	28.0	20.9	41.8	37.3
3 . . . . .	23.9	13.7	56.8	29.5	15.1	68.3	16.6	13.7	59.9	26.4	9.4	60.4	30.2	20.5	43.7	35.8
5 . . . . .	40.2	22.9	52.7	24.4	14.6	69.3	16.1	14.6	57.0	28.4	23.2	45.2	31.6	64.4	12.0	23.6
7 . . . . .	16.4	74.8	8.3	16.9	52.4	30.7	16.9	68.9	8.1	23.0	64.1	11.6	24.3	81.4	4.7	13.9
<u>LEVEL OF EDUCATION</u>																
High School Graduate . . . . .	48.8	27.6	45.8	26.6	15.7	68.2	16.1	18.3	54.2	27.5	17.1	51.7	31.2	45.2	26.2	28.6
Less Than High School . . . . .	34.8	32.7	37.8	29.5	31.9	44.4	23.7	26.3	42.9	30.8	24.7	45.1	30.2	40.8	29.7	29.5
More Than High School . . . . .	16.4	24.0	55.1	20.9	12.0	78.5	9.5	14.6	63.9	21.5	13.9	60.9	25.2	49.5	24.6	25.9

TABLE 185 - PERCENTAGE DISTRIBUTION OF ALL AIRMEN AND FIRST TERM AIRMEN BY CHARACTERISTICS, BY YEAR ELIGIBLE TO SEPARATE,<sup>1</sup>  
BY REENLISTMENT INTENT - 30 NOV 1954 (CONTINUED)

(See first page of this table for headnote)

CHARACTERISTICS	PER CENT OF AIRMAN STRENGTH	TOTAL			FY 1955			FY 1956			FY 1957			FY 1958 AND LATER AND INDEFINITES		
		Yes	No	Unde- cided	Yes	No	Unde- cided	Yes	No	Unde- cided	Yes	No	Unde- cided	Yes	No	Unde- cided
<b>FIRST TERM AIRMEN</b>																
<u>PER CENT - TOTAL</u> . . . . .	100.0	14.5	56.9	28.6	12.9	71.5	15.6	12.3	60.0	27.7	10.8	59.1	30.1	20.6	42.6	36.8
Technical Training . . . . .	62.3	11.8	61.7	26.5	10.9	73.9	15.2	9.8	62.9	27.3	9.3	60.6	30.1	20.6	44.5	34.9
No Technical Training . . . . .	37.7	19.0	48.0	32.2	20.0	63.2	16.8	18.5	52.7	28.8	14.5	55.5	30.0	20.5	41.6	37.9
Top Three Grades . . . . .	9.5	25.5	57.5	17.0	16.3	70.5	13.2	26.1	48.9	25.0	58.1	18.6	23.3	60.0	19.6	20.4
All Other Grades . . . . .	90.5	13.4	56.7	29.9	11.2	72.1	16.7	11.4	60.7	27.9	9.9	59.9	30.2	18.8	43.7	37.5
Married <sup>a/</sup> . . . . .	31.3	21.1	52.7	26.2	19.6	63.2	17.2	18.0	53.0	29.0	16.2	53.3	30.5	39.0	31.6	29.4
Never Married . . . . .	68.7	11.5	58.7	29.8	7.2	78.6	14.2	8.5	64.6	26.9	8.8	61.3	29.9	17.2	44.7	38.1
<u>OCCUPATIONAL AREA</u> <sup>b/</sup>																
Basic Airmen . . . . .	100.0	19.5	39.6	40.9	-	-	-	-	-	-	29.6	22.2	48.2	19.3	39.9	40.8
Combat Support . . . . .	100.0	9.1	66.0	24.9	6.5	81.0	12.5	5.7	73.0	21.3	7.2	66.9	25.9	16.6	47.7	35.7
Electronic Engineering . . . . .	100.0	10.2	64.7	25.1	5.8	83.1	11.1	7.2	72.4	20.4	4.5	69.2	26.3	19.4	42.7	37.9
Maintenance Engineering . . . . .	100.0	10.8	60.5	28.7	9.7	73.7	16.6	8.7	61.6	29.7	8.0	59.2	32.8	19.7	44.6	35.7
Maintenance Crafts, Trades . . . . .	100.0	14.6	54.1	31.3	19.2	57.5	23.3	14.0	53.7	32.3	8.0	57.2	34.8	22.4	46.4	31.2
Logistics . . . . .	100.0	22.0	48.7	29.3	25.1	53.5	21.4	20.2	48.4	31.4	17.7	53.8	28.5	29.0	38.4	32.6
Personnel And Administration . . . . .	100.0	11.6	66.3	22.1	10.9	78.3	10.8	8.1	71.7	20.2	9.3	65.9	24.8	18.2	46.7	35.1
Comptroller . . . . .	100.0	9.2	69.9	20.9	8.5	78.7	12.8	6.3	77.8	15.9	6.6	72.1	21.3	17.6	43.9	38.5
Special Activities . . . . .	100.0	27.9	27.9	44.2	17.2	66.3	16.5	16.5	53.2	30.3	16.0	51.3	32.7	24.7	43.3	32.0
Other (Reporting Code) . . . . .	100.0	18.5	53.1	28.4	55.6	22.2	22.2	23.9	27.8	48.3	32.8	23.5	43.7	27.6	36.2	36.2
<u>SKILL LEVEL</u>																
1 . . . . .	25.3	19.3	44.3	36.4	20.0	62.9	17.1	17.2	49.4	33.4	18.9	52.7	28.4	19.5	42.7	37.8
3 . . . . .	30.3	11.8	58.8	29.4	13.9	69.8	16.3	12.4	61.2	26.4	8.8	61.6	29.6	16.0	47.1	36.9
5 . . . . .	42.3	12.0	64.2	23.8	11.7	72.9	15.4	11.2	61.0	27.8	10.3	57.6	32.1	40.3	34.0	25.7
7 . . . . .	2.1	47.9	31.1	21.0	30.1	54.4	15.5	55.4	17.6	27.0	58.5	12.2	29.3	63.5	13.5	23.0
<u>LEVEL OF EDUCATION</u>																
High School Graduate . . . . .	35.0	11.8	59.5	28.7	10.8	73.6	15.6	9.2	63.4	27.4	9.2	60.0	30.8	17.6	43.3	39.1
Less Than High School . . . . .	48.1	20.5	47.2	32.3	25.2	50.6	24.2	19.2	49.0	31.8	15.3	52.9	31.8	23.2	41.7	35.1
More Than High School . . . . .	16.9	9.8	69.3	20.9	7.7	84.0	8.3	7.5	71.7	20.8	6.4	68.8	24.8	21.2	44.3	34.5

<sup>a/</sup> Includes widowed, divorced, and separated.  
<sup>b/</sup> Strengths by occupational areas are classified

Source: Personnel Statistics Division, Directorate Of Statistical Services, DCS/Comptroller.



**TABLE 186 - DISTRIBUTION OF AIRMEN BY MOST IMPORTANT REASON FOR ORIGINAL ENLISTMENT INTO THE AIR FORCE, BY REENLISTMENT INTENT - 30 NOV 1954**

(Table below is a new table and is based on AF-P3 - Sample Survey. A 5 per cent sample, including Aviation Cadets was made.)

MOST IMPORTANT REASON FOR ORIGINAL ENLISTMENT IN AIR FORCE	PER CENT OF STRENGTH	TOTAL			FIRST TERMERS			OTHER THAN FIRST TERMERS		
		Yes	No	Un-decided	Yes	No	Un-decided	Yes	No	Un-decided
<u>PER CENT - TOTAL</u> . . . . .	<u>100.0</u>	<u>28.8</u>	<u>44.5</u>	<u>26.7</u>	<u>14.5</u>	<u>56.9</u>	<u>28.6</u>	<u>68.3</u>	<u>10.6</u>	<u>21.1</u>
Travel And Adventure . . . . .	100.0	29.3	41.9	28.6	15.3	52.8	31.9	67.4	12.2	20.4
Preferred The Air Force To Being Drafted Into The Army . . . . .	100.0	8.9	70.8	20.3	5.5	74.4	20.1	54.1	23.2	22.7
Career Opportunities Better Than Civil Life Or Other Military Service . . . . .	100.0	51.2	21.3	27.5	32.8	31.6	35.6	79.3	5.5	15.2
Patriotic Feelings And National Defense Recommendations, Friends And Relatives. . . . .	100.0	43.3	30.9	25.8	20.0	51.6	28.4	68.5	8.5	23.0
Interested In Aviation And Flying . . . . .	100.0	17.0	51.6	31.4	10.5	57.6	31.9	59.2	12.5	28.3
Some Other Reason . . . . .	100.0	31.7	36.7	31.6	15.8	49.1	35.1	66.0	9.9	24.1
	100.0	26.5	44.9	28.6	11.6	58.3	30.1	60.0	14.7	25.3
<u>PER CENT - TOTAL</u> . . . . .	<u>100.0</u>	<u>100.0</u>	<u>100.0</u>	<u>100.0</u>	<u>100.0</u>	<u>100.0</u>	<u>100.0</u>	<u>100.0</u>	<u>100.0</u>	<u>100.0</u>
Travel And Adventure . . . . .	7.3	7.4	6.9	7.9	7.7	6.7	8.1	7.3	8.5	7.1
Preferred The Air Force To Being Drafted Into The Army . . . . .	25.6	7.9	40.6	19.5	12.2	42.4	22.7	5.4	14.9	7.4
Career Opportunities Better Than Civil Life Or Other Military Service . . . . .	22.0	39.1	10.5	22.7	40.9	10.1	22.5	38.0	17.0	23.5
Patriotic Feelings And National Defense Recommendations, Friends And Relatives. . . . .	6.0	9.1	4.2	5.9	5.9	3.9	4.2	11.0	8.8	11.9
Interested In Aviation And Flying . . . . .	5.5	3.3	6.4	6.5	4.7	6.6	7.3	2.4	3.2	3.7
Some Other Reason . . . . .	13.0	14.3	10.7	15.4	13.2	10.4	14.8	14.9	14.4	17.7
	20.6	18.9	20.7	22.1	15.4	19.9	20.4	21.0	33.2	28.7

Source: Personnel Statistics Division, Directorate of Statistical Services, DCS/Comptroller

**TABLE 187 - DISTRIBUTION OF FIRST TERM AIRMEN BY REASON FOR ORIGINAL ENLISTMENT INTO THE AIR FORCE, BY REENLISTMENT INTENT - 31 MAY 1955**

(Table below is a new table and is based on AF-P3 - Sample Survey. A 5 per cent sample, including Aviation Cadets was made.)

REASON FOR ORIGINAL ENLISTMENT	DEPARTMENTAL AIRMAN STRENGTH <sup>a/</sup>		REENLISTMENT INTENT					
			Yes		No		Undecided	
	Number	Per Cent Of Total	Number	Per Cent Of Total	Number	Per Cent Of Total	Number	Per Cent Of Total
<u>FIRST TERM AIRMAN - TOTAL</u> . . . . .	<u>569,800</u>	<u>100.0</u>	<u>94,800</u>	<u>16.6</u>	<u>304,100</u>	<u>53.4</u>	<u>170,900</u>	<u>30.0</u>
To Avoid Draft . . . . .	146,100	25.6	9,900	6.8	105,200	72.0	31,000	21.2
Career Opportunities . . . . .	74,900	13.1	26,800	35.8	20,600	27.5	27,500	36.7
Education And Training . . . . .	55,100	9.7	6,100	11.1	29,100	52.8	19,900	36.1
Travel And Adventure . . . . .	43,800	7.7	9,000	20.5	20,500	46.8	14,300	32.7
Character Development . . . . .	41,300	7.3	5,900	14.3	19,500	47.2	15,900	38.5
Can't Remember . . . . .	37,400	6.6	6,300	16.9	21,100	56.4	10,000	26.7
Aviation And Flying . . . . .	29,300	5.1	5,600	19.1	12,900	44.0	10,800	36.9
GI Bill Advantages . . . . .	28,400	5.0	2,300	8.1	18,500	65.1	7,600	26.8
Unpleasant Civilian Situation (Other Than Unemployment) . . . . .	15,400	2.7	2,800	18.2	8,000	51.9	4,600	29.9
Recommended By Friends . . . . .	13,300	2.3	1,700	12.8	7,100	53.4	4,500	33.8
Patriotic Feelings . . . . .	12,100	2.1	2,400	19.8	6,000	49.6	3,700	30.6
Security Of Employment . . . . .	10,700	1.9	7,600	71.0	800	7.5	2,300	21.5
Needed Job . . . . .	9,600	1.7	1,500	15.6	5,200	54.2	2,900	30.2
Pay And Fringe Benefits . . . . .	1,100	0.2	300	27.3	500	45.4	300	27.3
None Of The Above . . . . .	51,300	9.0	6,600	12.9	29,100	56.7	15,600	30.4

<sup>a/</sup> Strengths are rounded to the nearest 100's and percentages computed accordingly.

Source: Personnel Statistics Division, Directorate of Statistical Services, DCS/Comptroller

**TABLE 188 - DISTRIBUTION OF AIRMEN BY "MOST IMPORTANT" OPINION OF PRESENT JOB ASSIGNMENT, BY REENLISTMENT INTENT - 31 MAY 1953**

(Table below is a new table and is based on AF-P3 - Sample Survey. A 5 per cent sample, including Aviation Cadets was made.)

MOST IMPORTANT OPINIONS OF PRESENT JOB ASSIGNMENT	AIRMAN STRENGTH a/		REENLISTMENT INTENT					
	Number	Per Cent Of Column Total	Yes		No		Undecided	
			Number	Per Cent Of Column Total	Number	Per Cent Of Column Total	Number	Per Cent Of Column Total
<b>FIRST TERM AIRMAN - TOTAL</b> . . .	<b>569,800</b>	<b>100.0</b>	<b>94,800</b>	<b>16.6</b>	<b>304,100</b>	<b>53.4</b>	<b>170,900</b>	<b>30.0</b>
Trained For Present Job								
And Like It . . . . .	254,500	44.7	46,200	18.2	130,800	51.4	77,500	30.4
Not Trained For Present Job								
But Prefer To Remain In It . . . . .	80,500	14.1	14,800	18.4	41,500	51.5	24,200	30.1
Being Trained For New Job								
And Hope To Like It . . . . .	73,900	13.0	15,800	21.4	28,600	38.7	29,500	39.9
Being Trained For New Job								
But Don't Want It . . . . .	8,800	1.5	1,200	13.6	5,200	59.1	2,400	27.3
Trained For Present Job								
But Prefer Another . . . . .	110,600	19.4	12,000	10.8	71,100	64.3	27,500	24.9
Not Trained For Present Job								
And Don't Want It . . . . .	41,500	7.3	4,800	11.6	26,900	64.8	9,800	23.6
<b>CAREER AIRMAN - TOTAL</b> . . . . .	<b>226,600</b>	<b>100.0</b>	<b>171,500</b>	<b>75.7</b>	<b>17,700</b>	<b>7.8</b>	<b>37,400</b>	<b>16.5</b>
Trained For Present Job								
And Like It . . . . .	139,200	61.4	111,000	79.8	7,700	5.5	20,500	14.7
Not Trained For Present Job								
But Prefer To Remain In It . . . . .	32,500	14.3	24,500	75.4	2,200	6.8	5,800	17.8
Being Trained For New Job								
And Hope To Like It . . . . .	11,100	4.9	8,200	73.9	900	8.1	2,000	18.0
Being Trained For New Job								
But Don't Want It . . . . .	2,600	1.2	1,700	65.4	300	11.5	600	23.1
Trained For Present Job								
But Prefer Another . . . . .	29,000	12.8	18,700	64.5	4,500	15.5	5,800	20.0
Not Trained For Present Job								
And Don't Want It . . . . .	12,200	5.4	7,400	60.7	2,100	17.2	2,700	22.1

a/ Strengths are rounded to the nearest 100's and percentages computed accordingly.

Source: Personnel Statistics Division, Directorate Of Statistical Services, DCS/Comptroller

**TABLE 189 - DISTRIBUTION OF AIRMEN BY OPINION ON "MOST IMPORTANT" IMPROVEMENT NEEDED TO MAKE AN AIR FORCE CAREER MORE ATTRACTIVE, BY REENLISTMENT INTENT - 31 AUG 1954**

(Table below is a new table and is based on AF-P3 - Sample Survey. A 5 per cent sample, including Aviation Cadets was made.)

MOST IMPORTANT IMPROVEMENT NEEDED	AIRMAN STRENGTH		PERSONNEL SELECTING ITEMS BY REENLISTMENT INTENT			
	Number	Per Cent	Yes		No And Undecided	
			Number	Per Cent	Number	Per Cent
<b>TOTAL</b> . . . . .	<b>804,850</b>	<b>100</b>	<b>254,720</b>	<b>32</b>	<b>550,130</b>	<b>68</b>
Pay And Allowances . . . . .	217,310	27	69,540	32	147,770	68
Fairer Promotions . . . . .	96,580	12	24,140	25	72,440	75
More Opportunity To Select Base . . . . .	88,530	11	25,670	29	62,860	71
Better Method Of Selecting Job Assgmts . . . . .	96,580	12	26,080	27	70,500	73
Less Permanent Change Of Station . . . . .	40,240	5	15,290	38	24,950	62
More And Better Training . . . . .	24,150	3	9,180	38	14,970	62
Better Qualified Officers And Non-Coms . . . . .	48,290	6	12,070	25	36,220	75
Increased Prestige . . . . .	40,240	5	16,500	41	23,740	59
Increased Retirement Benefits . . . . .	56,340	7	25,350	45	30,990	55
Medical Care For Dependents . . . . .	24,150	3	9,660	40	14,490	60
Some Other Reason . . . . .	16,100	2	2,570	16	13,530	84
Recreation . . . . .	-	b/	-	b/	-	b/
Housing . . . . .	40,240	5	15,290	38	24,950	62
Food . . . . .	16,100	2	3,380	21	12,720	79

a/ Strengths are rounded to the nearest 10's and percentages computed accordingly.  
 b/ Less than 1 per cent.

Source: Personnel Statistics Division, Directorate Of Statistical Services, DCS/Comptroller.

TABLE 190 - DISTRIBUTION OF AIRMEN BY GRADE IN WHICH SERVING, BY IMPROVEMENTS THAT WOULD CONTRIBUTE THE MOST TOWARDS AN AIR FORCE CAREER, BY REENLISTMENT INTENT - 30 NOV 1954

(Table below is a new table and is based on AF-P3 - Sample Survey. A 5 per cent sample, including Aviation Cadets was made.)

REENLISTMENT INTENT BY BENEFITS	PER CENT OF AIRMAN STRENGTH a/	PER CENT BY GRADE IN WHICH SERVING						
		Master Sergeant	Technical Sergeant	Staff Sergeant	Airman First Class	Airman Second Class	Airman Third Class	Airman Basic
<u>AIRMAN - TOTAL</u> . . . . .	b/	48,160	57,300	118,690	159,340	195,270	167,900	53,880
<u>YES</u>								
More And Better Training . . . . .	1.4	2.6	2.9	4.0	3.9	8.1	9.3	12.5
Better System Of Medical Care For Dependents . . . . .	2.0	7.3	8.8	9.1	6.9	5.5	1.7	2.6
More Opportunity To Select Your Base . . . . .	2.9	8.5	8.5	7.7	10.5	11.7	15.6	17.1
Better Qualified Officers And Non-Coms . . . . .	1.2	6.5	4.6	3.5	4.2	3.8	2.2	4.2
Fairer Promotion System . . . . .	2.7	0.4	6.7	11.1	12.7	18.7	13.1	5.4
Better Recreation Facilities . . . . .	0.1	0.1	0.2	0.3	0.6	0.6	1.0	3.6
Less Frequent Travel And Changes Of Station . . . . .	2.3	13.5	10.9	8.7	6.8	2.6	3.8	1.6
A Better Method Of Selecting Job Assignments . . . . .	1.7	3.3	3.0	4.3	5.2	5.8	13.5	20.0
Increased Pay And Allowances . . . . .	10.8	43.5	40.8	39.9	38.5	33.1	27.0	21.6
Increasing The Prestige Of An AF Career . . . . .	1.9	8.8	8.4	6.6	5.3	4.7	4.2	4.4
Better Housing For Both Single And Married Personnel . . . . .	1.2	4.1	3.9	3.5	3.9	3.8	6.0	3.4
Some Other Reason . . . . .	0.5	1.4	1.3	1.3	1.5	1.6	2.6	3.6
<u>NO</u>								
More And Better Training . . . . .	1.8	3.0	2.6	3.2	2.7	3.4	6.0	7.4
Better System Of Medical Care For Dependents . . . . .	1.1	1.5	7.8	5.2	3.5	2.0	1.2	2.7
More Opportunity To Select Your Base . . . . .	5.1	6.2	8.3	6.4	7.7	10.9	16.8	20.9
Better Qualified Officers And Non-Coms . . . . .	3.6	10.7	9.9	9.8	11.3	7.9	3.9	5.1
Fairer Promotion System . . . . .	5.9	1.5	7.3	5.6	12.9	17.9	13.9	6.3
Better Recreation Facilities . . . . .	0.4	-	0.5	0.4	0.4	0.9	1.2	1.2
Less Frequent Travel And Changes Of Station . . . . .	1.9	6.2	14.1	9.6	4.9	3.2	2.5	1.5
A Better Method Of Selecting Job Assignments . . . . .	5.6	6.2	8.3	9.5	10.7	11.1	17.1	19.4
Increased Pay And Allowances . . . . .	13.5	43.1	26.6	31.7	31.8	30.7	28.0	25.3
Increasing The Prestige Of An AF Career . . . . .	1.5	9.2	4.2	6.0	4.1	2.6	2.3	3.1
Better Housing For Both Single And Married Personnel . . . . .	1.3	6.2	1.0	4.2	2.6	2.7	2.9	2.4
Some Other Reason . . . . .	2.9	6.2	9.4	8.4	7.4	6.7	4.2	5.7
<u>UNDECIDED</u>								
More And Better Training . . . . .	1.3	2.5	0.2	1.8	3.1	4.1	8.0	10.0
Better System Of Medical Care For Dependents . . . . .	0.9	4.1	5.3	6.2	4.8	2.8	1.3	2.4
More Opportunity To Select Your Base . . . . .	3.4	7.1	8.4	8.9	9.9	12.1	15.8	20.9
Better Qualified Officers And Non-Coms . . . . .	1.1	6.6	4.1	4.3	5.7	4.8	2.5	2.5
Fairer Promotion System . . . . .	3.2	0.8	8.4	10.1	11.6	16.6	14.0	4.6
Better Recreation Facilities . . . . .	0.3	0.4	-	0.3	0.6	1.0	1.7	1.9
Less Frequent Travel And Changes Of Station . . . . .	1.3	11.6	11.1	9.4	6.0	3.4	3.0	1.6
A Better Method Of Selecting Job Assignments . . . . .	2.9	4.1	5.0	7.5	6.9	8.7	15.9	21.8
Increased Pay And Allowances . . . . .	9.4	54.8	45.9	39.7	40.6	36.6	27.6	23.3
Increasing The Prestige Of An AF Career . . . . .	1.2	4.6	5.3	5.9	4.4	3.6	3.5	5.4
Better Housing For Both Single And Married Personnel . . . . .	0.8	1.3	3.6	3.2	2.9	3.1	3.4	1.9
Some Other Reason . . . . .	0.9	2.1	2.7	2.7	3.5	3.2	3.3	3.7

a/ Strengths are rounded to the nearest 10's and percentages computed accordingly.

b/ Not applicable.

Source: Personnel Statistics Division, Directorate of Statistical Services, DCS/Comptroller.

TABLE 191 - PERCENTAGE DISTRIBUTION OF ALL AIRMEN AND FIRST TERM AIRMEN BY DATE ELIGIBLE FOR SEPARATION, BY REENLISTMENT INTENT - 30 NOV 1954 AND 31 MAY 1955

(Table below is a new table and is based on AF-P3 - Sample Survey. A 5 per cent sample was made.)

DATE ELIGIBLE FOR SEPARATION	AIRMAN STRENGTH a/	PER CENT BY REENLISTMENT INTENT - 30 November 1954						
		Yes			No			Unde- cided
		Total	Plan To Remain On Active Duty Until Retirement	Plan To Reenlist One (Or More) Times	Total	Plan To Separate When Current Enlistment Ends	Would Separate Immediately If Possible	
<b>ALL AIRMEN</b>								
<u>TOTAL</u> . . . . .	808,220	b/	177,000	55,770	b/	207,710	151,950	215,790
<u>PER CENT - TOTAL</u> . . . . .	100.0	28.8	21.9	6.9	44.5	25.7	18.8	26.7
December 1954 . . . . .	2.1	22.9	15.7	7.2	65.9	36.4	29.5	11.2
January 1955 . . . . .	4.2	17.6	10.6	7.0	71.8	39.3	32.5	10.6
February 1955 . . . . .	1.7	16.9	11.3	5.0	69.2	36.4	32.8	13.9
March 1955 . . . . .	1.7	16.5	11.1	5.4	65.5	36.3	29.2	18.0
April 1955 . . . . .	1.9	12.5	8.1	4.4	66.8	33.2	33.6	20.7
May 1955 . . . . .	1.3	23.9	12.6	11.3	52.6	28.5	24.1	23.5
June 1955 . . . . .	2.1	19.9	11.9	8.0	56.8	32.8	24.0	23.3
July 1955 Through June 1956 .	28.4	20.5	14.0	6.5	52.0	27.4	24.6	27.5
July 1956 Through June 1957 .	18.1	19.3	13.5	5.8	50.9	27.3	23.6	29.8
July 1957 Through June 1958 .	16.9	30.0	21.7	8.3	37.4	26.2	11.2	32.6
July 1958 Through June 1959 .	11.5	32.8	22.0	10.8	31.7	25.4	6.3	35.5
July 1959 And Later . . . . .	6.4	78.4	74.5	3.9	8.3	4.6	3.7	13.3
Other . . . . .	3.7	77.2	73.6	3.6	4.6	2.0	2.6	18.2
<b>"FIRST TERM" AIRMEN</b>								
<u>TOTAL</u> . . . . .	593,230	b/	42,120	43,900	b/	196,360	141,190	169,660
<u>PER CENT - TOTAL</u> . . . . .	100.0	14.5	7.1	7.4	56.9	33.1	23.4	28.6
December 1954 . . . . .	2.2	14.7	8.7	6.0	74.7	41.3	33.4	10.6
January 1955 . . . . .	5.2	13.5	6.6	6.9	76.5	41.5	35.0	10.0
February 1955 . . . . .	2.2	11.7	7.7	4.0	75.6	39.7	35.9	12.7
March 1955 . . . . .	2.1	11.0	5.3	5.7	71.2	39.4	31.8	17.8
April 1955 . . . . .	2.3	7.7	4.2	3.5	72.6	36.2	36.4	19.7
May 1955 . . . . .	1.6	18.5	8.8	9.7	58.8	32.6	26.2	22.7
June 1955 . . . . .	2.7	13.7	6.5	7.2	62.8	35.8	27.0	23.5
July 1955 Through June 1956 .	32.8	12.3	6.0	6.3	60.0	31.6	28.4	27.7
July 1956 Through June 1957 .	19.8	10.9	5.3	5.6	59.0	31.7	27.3	30.1
July 1957 Through June 1958 .	16.6	18.3	8.6	9.7	46.3	33.5	12.8	35.4
July 1958 Through June 1959 .	11.4	21.6	9.3	12.3	38.3	31.2	7.1	40.1
July 1959 And Later . . . . .	1.1	31.0	23.8	7.2	42.2	26.4	15.8	26.8

TABLE 191 - PERCENTAGE DISTRIBUTION OF ALL AIRMEN AND FIRST TERM AIRMEN BY DATE ELIGIBLE FOR SEPARATION, BY REENLISTMENT INTENT - 30 NOV 1954 AND 31 MAY 1955 (CONTINUED)

(See first page of this table for headnote)

DATE ELIGIBLE FOR SEPARATION	AIRMAN STRENGTH a/	PER CENT BY REENLISTMENT INTENT - 31 May 1955						Unde- cided
		Yes			No			
		Total	Plan To Remain On Active Duty Until Retirement	Plan To Reenlist One (Or More) Times	Total	Plan To Separate When Current Enlistment Ends	Would Separate Immediately If Possible	
ALL AIRMEN								
TOTAL . . . . .	796,400	b/	206,000	60,300	b/	189,600	132,200	208,300
PER CENT - TOTAL . . . . .	100.0	33.5	25.9	7.6	40.4	33.8	16.6	26.1
FY 1955 (May and June 1955 . . . . .	100.0	31.1	20.9	10.2	55.6	33.8	21.8	13.3
FY 1956, First Half . . . . .	100.0	24.4	15.7	8.7	53.9	31.2	22.7	21.7
Second Half . . . . .	100.0	24.7	17.4	7.3	50.5	26.8	23.7	24.8
FY 1957, First Half . . . . .	100.0	22.7	15.4	7.3	50.9	25.8	25.1	26.4
Second Half . . . . .	100.0	20.1	13.8	6.3	50.1	26.8	23.3	29.8
FY 1958, First Half . . . . .	100.0	31.3	24.9	6.4	39.0	23.3	15.7	29.7
Second Half . . . . .	100.0	28.4	21.3	7.1	39.4	24.9	14.5	32.2
FY 1959, First Half . . . . .	100.0	29.8	20.7	9.1	37.6	26.4	11.2	32.6
Second Half . . . . .	100.0	31.3	20.2	11.1	32.3	24.0	8.3	36.4
Later Than FY 1960 and Indefinites . . . . .	100.0	81.9	77.6	4.3	5.6	2.8	2.8	12.5
"FIRST TERM" AIRMEN								
TOTAL . . . . .	569,800	b/	47,600	47,200	b/	181,200	122,900	170,900
PER CENT - TOTAL . . . . .	100.0	16.6	8.3	8.3	53.4	31.8	21.6	30.0
FY 1955 (May and June 1955 . . . . .	100.0	23.2	12.6	10.6	64.0	39.4	24.6	12.8
FY 1956, First Half . . . . .	100.0	16.1	8.1	8.0	61.7	35.8	25.9	22.2
Second Half . . . . .	100.0	14.7	7.1	7.6	58.8	31.2	27.6	26.5
FY 1957, First Half . . . . .	100.0	13.6	6.4	7.2	59.2	30.0	29.2	27.2
Second Half . . . . .	100.0	11.1	4.9	6.2	57.9	31.9	26.0	31.0
FY 1958, First Half . . . . .	100.0	14.5	7.8	6.7	52.5	32.2	20.3	33.0
Second Half . . . . .	100.0	16.0	8.4	7.6	48.3	31.2	17.1	35.7
FY 1959, First Half . . . . .	100.0	18.8	9.1	9.7	44.7	31.6	13.1	36.5
Second Half . . . . .	100.0	23.6	11.7	11.9	36.9	27.7	9.2	39.5
Later Than FY 1960 and Indefinites . . . . .	100.0	44.8	33.7	11.1	32.2	18.0	14.2	23.0

a/ Strengths are rounded to the nearest 100's, and percentages computed accordingly.  
b/ Not applicable.

Source: Personnel Statistics Division, Directorate of Statistical Services, DCS/Comptroller



TABLE 192 - MILITARY INDOCTRINATIONAL TRAINING OF USAF PERSONNEL - FY 1955

(This is a new table and does not appear in the previous fiscal year Statistical Digest.)

TYPE OF TRAINING	UNDER INSTRUCTION (BEGINNING OF PERIOD)	DURING PERIOD			UNDER INSTRUCTION (END OF PERIOD)
		Entries	Losses	Graduates	
<u>FY 1955 - TOTAL</u> . . . . .	<u>28,175</u>	<u>170,397</u>	<u>5,527</u>	<u>164,513</u>	<u>28,532</u>
BASIC MILITARY TRAINING - TOTAL . . . . .	27,895	169,662	5,400	163,914	28,243
OFFICER BASIC MILITARY COURSE - TOTAL . . . . .	5	50	-	55	-
OFFICER BASIC MILITARY COURSE (CHAPLAIN) - TOTAL . . . . .	14	103	27	72	18
OFFICER CANDIDATE TRAINING - TOTAL . . . . .	261	582	100	472	271
<u>FIRST QUARTER - TOTAL</u> . . . . .	<u>28,175</u>	<u>51,705</u>	<u>1,244</u>	<u>36,929</u>	<u>41,707</u>
Basic Military Training . . . . .	27,895	51,498	1,223	36,749	41,421
Officer Basic Military Course . . . . .	5	41	-	32	14
Officer Basic Military Course (Chaplain) . . . . .	14	23	-	27	10
Officer Candidate Training . . . . .	261	143	21	121	262
<u>SECOND QUARTER - TOTAL</u> . . . . .	<u>41,707</u>	<u>37,101</u>	<u>1,237</u>	<u>51,606</u>	<u>25,965</u>
Basic Military Training . . . . .	41,421	37,074	1,203	51,461	25,831
Officer Basic Military Course . . . . .	14	9	-	23	-
Officer Basic Military Course (Chaplain) . . . . .	10	18	-	15	13
Officer Candidate Training . . . . .	262	-	34	107	121
<u>THIRD QUARTER - TOTAL</u> . . . . .	<u>25,965</u>	<u>46,967</u>	<u>1,759</u>	<u>35,919</u>	<u>35,254</u>
Basic Military Training . . . . .	25,831	46,633	1,717	35,780	34,967
Officer Basic Military Course . . . . .	-	-	-	-	-
Officer Basic Military Course (Chaplain) . . . . .	13	44	27	30	-
Officer Candidate Training . . . . .	121	290	15	109	287
<u>FOURTH QUARTER - TOTAL</u> . . . . .	<u>35,254</u>	<u>34,624</u>	<u>1,287</u>	<u>40,059</u>	<u>28,532</u>
Basic Military Training . . . . .	34,967	34,457	1,257	39,924	28,243
Officer Basic Military Course . . . . .	-	-	-	-	-
Officer Basic Military Course (Chaplain) . . . . .	-	18	-	-	18
Officer Candidate Training . . . . .	287	149	30	135	271

SOURCE: Personnel Statistics Division, Directorate of Statistical Services, DCS/Comptroller.

TABLE 193 - MILITARY INDOCTRINATIONAL TRAINING OF WAF PERSONNEL - FY 1955

(This is a new table and does not appear in the previous fiscal year Statistical Digest.)

TYPE OF TRAINING	UNDER INSTRUCTION (BEGINNING OF PERIOD)	DURING PERIOD			UNDER INSTRUCTION (END OF PERIOD)
		Entries	Losses	Graduates	
<u>FY 1955 - TOTAL</u> . . . . .	<u>571</u>	<u>3,369</u>	<u>73</u>	<u>3,348</u>	<u>519</u>
BASIC MILITARY TRAINING - TOTAL . . . . .	568	3,353	73	3,338	510
OFFICER BASIC MILITARY COURSE - TOTAL . . . . .	-	1	-	1	-
OFFICER CANDIDATE TRAINING - TOTAL . . . . .	3	15	-	9	9
<u>FIRST QUARTER - TOTAL</u> . . . . .	<u>571</u>	<u>1,155</u>	<u>10</u>	<u>783</u>	<u>933</u>
Basic Military Training . . . . .	568	1,149	10	782	925
Officer Basic Military Course . . . . .	-	1	-	-	1
Officer Candidate Training . . . . .	3	5	-	1	7
<u>SECOND QUARTER - TOTAL</u> . . . . .	<u>933</u>	<u>807</u>	<u>29</u>	<u>1,308</u>	<u>403</u>
Basic Military Training . . . . .	925	807	29	1,305	398
Officer Basic Military Course . . . . .	1	-	-	1	-
Officer Candidate Training . . . . .	7	-	-	2	5
<u>THIRD QUARTER - TOTAL</u> . . . . .	<u>403</u>	<u>687</u>	<u>11</u>	<u>632</u>	<u>447</u>
Basic Military Training . . . . .	398	681	11	632	436
Officer Basic Military Course . . . . .	-	-	-	-	-
Officer Candidate Training . . . . .	5	6	-	-	11
<u>FOURTH QUARTER - TOTAL</u> . . . . .	<u>447</u>	<u>720</u>	<u>23</u>	<u>625</u>	<u>519</u>
Basic Military Training . . . . .	436	716	23	619	510
Officer Basic Military Course . . . . .	-	-	-	-	-
Officer Candidate Training . . . . .	11	4	-	6	9

SOURCE: Personnel Statistics Division, Directorate of Statistical Services, DCS/Comptroller.

TABLE 194 -- ON-THE-JOB TRAINING OF AIRMEN -- 31 DEC 1954 AND 30 JUN 1955

(This is a new table and does not appear in the previous fiscal year Statistical Digest)

CAREER FIELD	TOTAL	OJT TO "3" AND "5" LEVEL			OJT TO "7" LEVEL		
		Total	Upgrade	Other	Total	Upgrade	Other
		31 December 1954					
<b>TOTAL</b> . . . . .	<b>143,786</b>	<b>124,715</b>	<b>78,350</b>	<b>46,365</b>	<b>19,071</b>	<b>14,363</b>	<b>4,708</b>
<b>Combat Support - Total</b> . . . . .	<b>19,457</b>	<b>16,654</b>	<b>12,519</b>	<b>4,135</b>	<b>2,803</b>	<b>2,608</b>	<b>195</b>
Intelligence . . . . .	1,558	920	706	214	638	592	46
Photomapping . . . . .	832	740	489	251	92	88	4
Photographic . . . . .	1,179	993	439	554	186	134	52
Weather . . . . .	737	604	532	72	133	111	22
Air Traffic Control and Warning . . . . .	6,843	5,742	4,381	1,361	1,101	1,085	16
Communications Operations . . . . .	8,308	7,655	5,972	1,683	653	598	55
<b>Comptroller - Total</b> . . . . .	<b>2,051</b>	<b>2,457</b>	<b>765</b>	<b>1,692</b>	<b>594</b>	<b>456</b>	<b>138</b>
Management Methods . . . . .	391	247	63	184	144	42	102
Finance, Accounting and Auditing . . . . .	1,850	1,569	362	1,207	281	263	18
Statistical and Machine Accounting . . . . .	810	641	340	301	169	151	18
<b>Electronic Engineering - Total</b> . . . . .	<b>13,929</b>	<b>11,662</b>	<b>9,781</b>	<b>1,881</b>	<b>2,267</b>	<b>1,991</b>	<b>276</b>
Radio and Radar Systems . . . . .	6,350	5,228	4,697	531	1,122	998	124
Guided Missile Systems . . . . .	68	57	39	18	11	8	3
Armament Systems Maintenance . . . . .	4,310	3,547	3,229	318	763	651	112
Atomic Weapons . . . . .	203	128	110	18	75	73	2
Training Devices Maintenance . . . . .	543	488	290	198	55	34	21
Wire Maintenance . . . . .	2,455	2,214	1,416	798	241	227	14
<b>Logistics - Total</b> . . . . .	<b>26,557</b>	<b>24,085</b>	<b>15,499</b>	<b>8,586</b>	<b>2,472</b>	<b>1,766</b>	<b>706</b>
Transportation . . . . .	8,802	8,237	4,136	4,101	565	470	95
Food Service . . . . .	5,411	5,062	4,481	581	349	320	29
Supply . . . . .	12,235	10,701	6,853	3,848	1,534	957	577
Procurement . . . . .	109	85	29	56	24	19	5
<b>Maintenance Crafts and Trades - Total</b> . . . . .	<b>6,722</b>	<b>6,126</b>	<b>4,084</b>	<b>2,042</b>	<b>596</b>	<b>508</b>	<b>88</b>
Metal Working . . . . .	2,309	2,129	1,363	766	180	142	38
Construction . . . . .	1,884	1,689	1,067	622	195	162	33
Utilities . . . . .	1,801	1,620	1,121	499	181	167	14
Fabric, Leather, Rubber . . . . .	728	688	533	155	40	37	3
<b>Maintenance Engineering - Total</b> . . . . .	<b>37,074</b>	<b>30,748</b>	<b>22,807</b>	<b>7,941</b>	<b>6,326</b>	<b>4,117</b>	<b>2,209</b>
Intricate Equipment Maintenance . . . . .	391	331	306	25	60	59	1
Aircraft Accessories Maintenance . . . . .	3,240	2,923	2,663	260	317	279	38
Aircraft and Engine Maintenance . . . . .	25,671	20,532	15,844	4,688	5,139	3,093	2,046
Rocket Propulsion . . . . .	8	4	-	4	4	4	-
Munitions and Weapons Maintenance . . . . .	3,916	3,498	1,925	1,573	418	382	36
Vehicle Maintenance . . . . .	3,848	3,460	2,069	1,391	388	300	88
<b>Personnel and Administration - Total</b> . . . . .	<b>22,426</b>	<b>19,635</b>	<b>5,799</b>	<b>13,836</b>	<b>2,791</b>	<b>1,797</b>	<b>994</b>
Administrative . . . . .	14,475	13,219	3,453	9,766	1,256	1,009	247
Printing . . . . .	237	198	131	67	39	31	8
Information . . . . .	567	491	127	364	76	54	22
Personnel . . . . .	5,329	4,266	1,646	2,620	1,063	547	516
Special Services . . . . .	343	295	127	168	48	36	12
Education and Training Education . . . . .	1,162	886	59	827	276	87	189
Band . . . . .	313	280	256	24	33	33	-
<b>Special Activities - Total</b> . . . . .	<b>14,570</b>	<b>13,348</b>	<b>7,096</b>	<b>6,252</b>	<b>1,222</b>	<b>1,120</b>	<b>102</b>
Medical a/ . . . . .	5,970	5,525	2,273	3,252	445	410	35
Air Crew Protection . . . . .	835	741	263	478	94	77	17
Ground Safety . . . . .	153	107	87	20	46	38	8
Marine . . . . .	188	137	123	14	51	50	1
Firefighting . . . . .	3,373	3,208	1,500	1,708	165	163	2
Air Police . . . . .	3,996	3,627	2,847	780	369	330	39
Special Investigations . . . . .	55	3	3	-	52	52	-



TABLE 194 - ON-THE-JOB TRAINING OF AIRMEN - 31 DEC 1954 AND 30 JUN 1955 (CONTINUED)

(See first page of this table for headnote.)

CAREER FIELD	TOTAL	OJT TO "3" AND "5" LEVEL			OJT TO "7" LEVEL		
		Total	Upgrade	Other	Total	Upgrade	Other
		30 June 1955					
<b>TOTAL</b> . . . . .	<b>152,892</b>	<b>132,235</b>	<b>28,176</b>	<b>34,059</b>	<b>20,657</b>	<b>17,859</b>	<b>2,798</b>
<b>Combat Support - Total</b> . . . . .	<b>19,408</b>	<b>16,654</b>	<b>14,119</b>	<b>2,535</b>	<b>2,754</b>	<b>2,653</b>	<b>101</b>
Intelligence . . . . .	1,160	873	630	243	287	253	34
Photomapping . . . . .	933	837	683	154	96	94	2
Photographic . . . . .	1,153	1,046	708	338	107	94	13
Weather . . . . .	446	361	317	44	85	81	4
Air Traffic Control and Warning . . . . .	8,794	7,336	6,677	659	1,458	1,447	11
Communications Operations . . . . .	6,922	6,201	5,104	1,097	721	684	37
<b>Comptroller - Total</b> . . . . .	<b>3,352</b>	<b>2,919</b>	<b>1,829</b>	<b>1,090</b>	<b>433</b>	<b>421</b>	<b>12</b>
Management Methods . . . . .	8	5	-	5	3	-	3
Finance, Accounting and Auditing . . . . .	2,025	1,774	1,177	597	251	248	3
Statistical and Machine Accounting . . . . .	1,319	1,140	652	488	179	173	6
<b>Electronic Engineering - Total</b> . . . . .	<b>16,826</b>	<b>14,130</b>	<b>12,639</b>	<b>1,491</b>	<b>2,696</b>	<b>2,533</b>	<b>163</b>
Radio and Radar Systems . . . . .	7,879	6,611	6,227	384	1,268	1,193	75
Guided Missile Systems . . . . .	92	78	66	12	14	10	4
Armament Systems Maintenance . . . . .	5,703	4,729	4,380	349	974	918	56
Atomic Weapons . . . . .	223	157	151	6	66	61	5
Training Device Maintenance . . . . .	555	426	280	146	129	117	12
Wire Maintenance . . . . .	2,374	2,129	1,535	594	245	234	11
<b>Logistics - Total</b> . . . . .	<b>24,564</b>	<b>21,847</b>	<b>16,597</b>	<b>5,250</b>	<b>2,717</b>	<b>2,377</b>	<b>340</b>
Transportation . . . . .	8,291	7,649	5,500	2,149	642	592	50
Food Service . . . . .	3,450	3,042	2,589	453	408	382	26
Supply . . . . .	12,685	12,061	8,464	2,597	1,624	1,370	254
Procurement . . . . .	138	95	44	51	43	33	10
<b>Maintenance Crafts and Trades - Total</b> . . . . .	<b>7,474</b>	<b>6,884</b>	<b>4,637</b>	<b>2,247</b>	<b>590</b>	<b>562</b>	<b>28</b>
Metal Working . . . . .	2,436	2,215	1,320	895	221	210	11
Construction . . . . .	2,089	1,925	1,164	761	164	155	9
Utilities . . . . .	2,211	2,056	1,671	385	155	148	7
Fabric, Leather, Rubber . . . . .	738	688	482	206	50	49	1
<b>Maintenance Engineering - Total</b> . . . . .	<b>39,476</b>	<b>32,066</b>	<b>26,900</b>	<b>5,166</b>	<b>7,410</b>	<b>6,059</b>	<b>1,351</b>
Intricate Equipment Maintenance . . . . .	734	661	643	18	73	72	1
Aircraft Accessories Maintenance . . . . .	5,082	4,521	4,451	70	561	552	9
Aircraft and Engine Maintenance . . . . .	26,730	20,728	17,492	3,236	6,002	4,762	1,240
Rocket Propulsion . . . . .	8	5	-	5	3	3	-
Production Control . . . . .	151	90	9	81	61	23	38
Munitions and Weapons Maintenance . . . . .	3,490	3,093	2,119	974	397	378	19
Vehicle Maintenance . . . . .	3,281	2,968	2,186	782	313	269	44
<b>Personnel and Administration - Total</b> . . . . .	<b>21,677</b>	<b>18,937</b>	<b>10,869</b>	<b>8,068</b>	<b>2,740</b>	<b>1,986</b>	<b>754</b>
Administrative . . . . .	13,403	12,389	6,744	5,645	1,014	924	90
Printing . . . . .	150	127	95	32	23	21	2
Information . . . . .	527	453	247	206	74	60	14
Personnel . . . . .	5,590	4,470	3,242	1,228	1,120	662	458
Special Services . . . . .	367	312	199	113	55	50	5
Education and Training Education . . . . .	1,335	920	90	830	415	230	185
Band . . . . .	305	266	252	14	39	39	-
<b>Special Activities - Total</b> . . . . .	<b>20,115</b>	<b>18,798</b>	<b>10,586</b>	<b>8,212</b>	<b>1,317</b>	<b>1,268</b>	<b>49</b>
Medical a/ . . . . .	5,621	5,133	3,362	1,771	488	467	21
Air Crew Protection . . . . .	1,153	1,033	711	322	120	107	13
Ground Safety . . . . .	-	-	-	-	-	-	-
Marine . . . . .	221	173	170	3	48	47	1
Firefighting . . . . .	3,289	3,140	2,377	763	149	149	-
Air Police . . . . .	9,089	8,700	3,546	5,154	389	376	13
Special Investigations . . . . .	57	-	-	-	57	56	1
Dental . . . . .	685	619	420	199	66	66	-

a/ Medical and Dental Career Fields are combined as of 31 December 1954.

SOURCE: Personnel Statistics Division, Directorate of Statistical Services, DCS/Comptroller.

TABLE 195 - AIRMEN COMPLETING ON-THE-JOB TRAINING - FY 1955

(This is a new table and does not appear in the previous fiscal year Statistical Digest)

CAREER FIELD	TOTAL COMPLETED OJT	OJT TO "3" AND "5" LEVEL			OJT TO "7" LEVEL		
		Total	Upgrade	Other	Total	Upgrade	Other
<b>TOTAL</b> . . . . .	<b>168,831</b>	<b>146,908</b>	<b>107,212</b>	<b>39,696</b>	<b>21,923</b>	<b>18,151</b>	<b>3,772</b>
<b>Combat Support - Total</b> . . . . .	<b>21,434</b>	<b>19,299</b>	<b>16,197</b>	<b>3,102</b>	<b>2,135</b>	<b>1,984</b>	<b>151</b>
Intelligence . . . . .	1,675	1,348	1,089	259	327	301	26
Photomapping . . . . .	1,009	897	629	268	112	111	1
Photographic . . . . .	1,365	1,164	733	431	201	167	34
Weather . . . . .	1,195	1,055	971	84	140	128	12
Air Traffic Control and Warning	6,070	5,488	4,488	1,000	582	560	22
Communications . . . . .	10,120	9,347	8,287	1,060	773	717	56
<b>Comptroller - Total</b> . . . . .	<b>3,305</b>	<b>2,732</b>	<b>1,268</b>	<b>1,464</b>	<b>573</b>	<b>505</b>	<b>68</b>
Management Methods . . . . .	266	122	2	120	144	95	49
Finance, Accounting and Auditing	1,845	1,607	634	973	238	226	12
Statistical and Machine Accounting	1,194	1,003	632	371	191	184	7
<b>Electronic Engineering - Total</b> . . . . .	<b>18,524</b>	<b>16,045</b>	<b>14,153</b>	<b>1,892</b>	<b>2,479</b>	<b>2,115</b>	<b>364</b>
Radio and Radar Systems . . . . .	8,058	7,049	6,386	663	1,009	945	64
Guided Missile Systems . . . . .	214	186	120	66	28	22	6
Armament Systems Maintenance	6,531	5,547	5,108	439	984	726	258
Atomic Weapons . . . . .	328	255	229	26	73	71	2
Training Devices Maintenance	895	757	397	360	138	123	15
Wire Maintenance . . . . .	2,498	2,251	1,913	338	247	228	19
<b>Logistics - Total</b> . . . . .	<b>28,150</b>	<b>25,086</b>	<b>16,811</b>	<b>8,275</b>	<b>3,064</b>	<b>2,696</b>	<b>368</b>
Transportation . . . . .	9,242	8,528	4,719	3,809	714	662	52
Food Service . . . . .	3,937	3,569	3,106	463	368	358	10
Supply . . . . .	14,858	12,905	8,937	3,968	1,953	1,648	305
Procurement . . . . .	113	84	49	35	29	28	1
<b>Maintenance Crafts and Trades - Total</b> . . . . .	<b>7,955</b>	<b>7,065</b>	<b>5,614</b>	<b>1,451</b>	<b>890</b>	<b>824</b>	<b>66</b>
Metal Working . . . . .	2,981	2,608	2,118	490	373	339	34
Construction . . . . .	2,067	1,846	1,371	475	221	197	24
Utilities . . . . .	1,939	1,742	1,388	354	197	191	6
Fabric, Leather, Rubber . . . . .	968	869	737	132	99	97	2
<b>Maintenance Engineering - Total</b> . . . . .	<b>49,957</b>	<b>41,791</b>	<b>34,363</b>	<b>7,428</b>	<b>8,166</b>	<b>6,237</b>	<b>1,929</b>
Intricate Equipment Maintenance	910	775	660	115	135	122	13
Aircraft Accessories Maintenance	3,720	3,238	3,055	183	482	453	29
Aircraft and Engine Maintenance	36,732	30,197	24,914	5,283	6,535	4,756	1,779
Rocket Propulsion . . . . .	8	3	1	2	5	5	-
Production Control . . . . .	32	12	-	12	20	11	9
Munitions and Weapons Maintenance	4,190	3,655	2,656	999	535	505	30
Vehicle Maintenance . . . . .	4,365	3,911	3,077	834	454	385	69
<b>Personnel and Administration - Total</b> . . . . .	<b>20,891</b>	<b>18,072</b>	<b>8,030</b>	<b>10,042</b>	<b>2,819</b>	<b>2,109</b>	<b>710</b>
Administrative . . . . .	13,508	12,335	5,091	7,244	1,173	1,055	118
Printing . . . . .	386	342	275	67	44	36	8
Information . . . . .	562	503	170	333	59	50	9
Personnel . . . . .	5,031	3,836	1,993	1,843	1,195	725	470
Special Services . . . . .	419	372	219	153	47	39	8
Education and Training Education	639	381	15	366	258	164	94
Band . . . . .	346	303	267	36	43	40	3
<b>Special Activities - Total</b> . . . . .	<b>18,615</b>	<b>16,818</b>	<b>10,776</b>	<b>6,042</b>	<b>1,797</b>	<b>1,681</b>	<b>116</b>
Medical . . . . .	5,948	5,391	3,214	2,177	557	508	49
Air Crew Protection . . . . .	913	778	338	440	135	121	14
Ground Safety . . . . .	50	18	5	13	32	27	5
Marine . . . . .	219	181	163	18	38	37	1
Firefighting . . . . .	3,982	3,692	1,793	1,899	290	284	6
Air Police . . . . .	7,379	6,658	5,230	1,428	721	680	41
Special Investigations . . . . .	21	1	-	1	20	20	-
Dental . . . . .	103	99	33	66	4	4	-

SOURCE: Personnel Statistics Division, Directorate of Statistical Services, DCS/Comptroller

TABLE 196 -- USAF FLYING TRAINING OF USAF PERSONNEL -- FY 1955

(Table below is a modification of Table 174, FY 1954; it includes a portion of Table 178, FY 1954.)

TYPE OF TRAINING BY COURSE	UNDER INSTRUCTION BEGINNING OF PERIOD	DURING PERIOD			UNDER INSTRUCTION END OF PERIOD
		Entries	Losses	Graduates	
FY 1955 - TOTAL					
<u>TOTAL</u> . . . . .	16,775	52,828	4,625	49,706	15,110
<u>OFFICER - TOTAL</u> . . . . .	7,308	37,419	2,093	31,877	10,698
<u>Pilot Training - Total</u> . . . . .	2,941	15,715	1,578	11,400	5,606
Preflight Training (Pilot) . . . . .	-	3,625	77	2,956	a/ 520
<u>Undergraduate Pilot Training - Total</u> . . . . .	2,589	8,923	1,457	5,311	4,744
Primary . . . . .	889	6,104	1,191	2,742	3,060
<u>Basic - Total</u> . . . . .	1,700	2,819	266	2,569	1,684
Single Engine . . . . .	873	1,647	159	1,324	1,037
Multi-Engine . . . . .	827	1,172	107	1,245	647
<u>Miscellaneous Pilot Training - Total</u> . . . . .	352	3,167	44	3,133	342
Helicopter . . . . .	72	192	13	208	43
Helicopter Familiarization . . . . .	2	160	-	159	3
<u>Transition - Total</u> . . . . .	71	1,100	9	1,080	82
Jet Familiarization . . . . .	35	501	2	534	-
Multi-Engine Conventional, B-26 . . . . .	36	371	3	351	53
Jet Qualification . . . . .	-	228	4	195	29
<u>Instructor - Total</u> . . . . .	190	1,306	20	1,270	206
Fighter Gunnery . . . . .	24	32	-	56	-
Instrument Pilot, Jet . . . . .	32	157	3	160	26
Instrument Pilot, Conventional . . . . .	30	149	2	153	24
Primary Instructor School . . . . .	9	39	2	46	-
Basic Pilot Instructor School, Single Engine, Jet . . . . .	92	679	7	642	122
Basic Pilot Instructor School, Multi-Engine, Conventional . . . . .	3	214	5	186	26
Fighter Weapons Instructor . . . . .	-	36	1	27	8
Senior Officers Jet Instrument Familiarization . . . . .	11	314	1	320	4
B-47 Senior Officers Familiarization . . . . .	6	68	-	70	4
Field Officers Fighter Weapons . . . . .	-	6	-	6	-
Senior Officers Fighter Weapons . . . . .	-	21	1	20	-
<u>Diversified Training - Total</u> . . . . .	296	3,396	72	3,332	288
Interceptor Controller . . . . .	279	893	15	1,070	87
Tactical Air Controller . . . . .	8	361	6	356	7
Flying Training AF Supervisory School . . . . .	7	164	-	155	16
Ground Observer Training . . . . .	2	130	1	131	-
Combat Survival Training . . . . .	-	1,797	50	1,569	178
Senior Staff Officers Survival Familiarization . . . . .	-	51	-	51	-
<u>Aircraft Observer and Related Training - Total</u> . . . . .	2,010	6,988	269	5,557	3,185
Preflight Training (Observer) . . . . .	-	266	21	197	a/ 61
<u>Basic Aircraft Observer (New Production)-Total</u> b/	721	2,348	162	635	1,474
B-36, 47, 52 1521 Navigator-Bombardier . . . . .	409	365	24	41	12
RB-36, 47, 52 1521 Navigator-Bombardier . . . . .	36	6	2	39	-
RB-57, 66 1521 Navigator-Bombardier . . . . .	16	35	1	31	16
BON 1531 Navigator c/ . . . . .	59	205	8	228	-
BOL 1561 Intercept . . . . .	31	36	16	44	-
BOECM 3021 Electronic Countermeasures . . . . .	d/ 9	67	2	16	e/ -
BOAPE 4321 Aircraft Performance Engineer . . . . .	30	33	5	57	-
Armanent Operations Officer 3241 . . . . .	f/ 19	2	-	18	-
Primary-Basic Observer (Non-Rated Officer) . . . . .	112	1,599	104	161	1,446
Primary Observer (Non-Rated Officer) . . . . .	278	-	24	254	-
Primary Observer, Upgrading . . . . .	218	-	9	209	-
Primary-Basic Observer, Upgrading . . . . .	210	626	27	415	394
Basic Observer, B-36, 47, 52 . . . . .	-	-	-	697	-
Basic Observer, B-57, 66 . . . . .	-	-	-	3	-
Basic Observer, RB-36, 47, 52 . . . . .	-	-	-	1	-
Basic Observer, B-29 Navigator . . . . .	-	-	-	28	-
Basic Observer, Intercept . . . . .	-	-	-	7	-
Basic Observer, Electronic Countermeasures . . . . .	-	-	-	7	-
Basic Observer, Aircraft Performance Engineer . . . . .	-	-	-	1	-
Basic Observer, B-47X . . . . .	141	314	2	372	81

TABLE 196 - USAF FLYING TRAINING OF USAF PERSONNEL - FY 1955 (CONTINUED)

(See first page of this table for headnote)

TYPE OF TRAINING BY COURSE	UNDER INSTRUCTION BEGINNING OF PERIOD	DURING PERIOD			UNDER INSTRUCTION END OF PERIOD
		Entries	Losses	Graduates	
FY 1955 - TOTAL					
<u>Aircraft Observer and Related Training (Cont'd)</u>					
<u>Advanced Observer Courses - Total</u> . . . . .	-	680	9	99	623
Intercept . . . . .	-	144	6	17	121
Aircraft Performance Engineer . . . . .	-	60	-	-	60
Electronic Countermeasures . . . . .	-	84	3	10	122
Strategic Bombardment . . . . .	-	285	-	72	213
Strategic Bombardment and Reconnaissance Training . . . . .	-	43	-	-	43
Tactical Bombardment and Reconnaissance Training . . . . .	-	64	-	-	64
Armament Operations Officer . . . . .	-	-	-	3	-
Aircraft Observer Technical, Upgrading . . . . .	96	380	6	302	168
Aircraft Observer Technical, Upgrading (X-Radar) . . . . .	-	7	-	-	7
Aircraft Observer Training for Pilots <sup>g/</sup> . . . . .	231	504	4	494	237
<u>Familiarization and Special Courses - Total</u> . . . . .	115	1,863	5	1,833	140
Aircraft Observer Instructor School . . . . .	51	550	4	511	86
Commanders' Radar Bombing Familiarization . . . . .	5	237	-	236	6
Staff Officers ECM Familiarization . . . . .	23	877	-	900	-
Senior Staff Officers ECM Familiarization . . . . .	-	25	-	25	-
Radar Equipment Air Maintenance, Upgrading . . . . .	5	142	-	130	16
Senior Observer Technical Specialist . . . . .	31	32	1	31	32
<u>Combat Flying Training (Individual) - Total</u> . . . . .	<sup>h/</sup> 2,033	8,299	169	8,590	1,573
Fighter, F-84, F-86 Phase I . . . . .	<sup>h/</sup> 135	653	11	704	73
Fighter, F-84 Phase II . . . . .	<sup>h/</sup> 214	228	6	436	-
Fighter, F-84 . . . . .	-	249	3	125	121
Fighter, F-86 . . . . .	325	632	20	800	137
Medium Bomb Transition, B-29 . . . . .	246	1,017	17	1,094	152
Fighter, RF-80 . . . . .	13	29	1	41	-
Light Bomb, Jet B-57 . . . . .	-	343	5	218	120
Medium Bombardment, Jet B-47 . . . . .	424	2,472	11	2,467	418
Multi-Engine Transition Training, C-119 . . . . .	-	658	1	574	83
<u>Fighter Interceptor - Total</u> . . . . .	461	1,489	70	1,444	436
Instrument Pilot, Jet 112103 . . . . .	30	376	2	349	55
F-86D . . . . .	195	682	24	603	250
F-89D . . . . .	79	135	14	144	56
F-94C . . . . .	157	296	30	348	75
Interceptor Weapons Instructor School, F-86D . . . . .	-	84	3	67	14
Interceptor Weapons Instructor School, F-89D . . . . .	-	42	1	31	10
Interceptor Weapons Instructor School, F-94C . . . . .	-	57	7	41	9
<u>Advanced Pilot Training Multi-Engine - Total</u> . . . . .	215	346	13	548	-
B-25 . . . . .	46	50	3	93	-
T-29 . . . . .	159	268	6	421	-
B-50 . . . . .	10	28	4	34	-
<u>Atomic, Biological, and Chemical Warfare Training - Total</u> . . . . .	28	1,030	2	1,007	46
ABC Delivery Training - Fighter <sup>1/</sup> . . . . .	28	355	-	361	22
ABC Delivery Retrainer - Fighter . . . . .	-	28	-	28	-
ABC Instructor Training - Fighter . . . . .	-	48	1	35	12
ABC Delivery Training - Bomber . . . . .	-	431	2	417	12
ABC Delivery Retrainer - Bomber . . . . .	-	84	1	83	-
ABC Delivery Instructor - Bomber . . . . .	-	84	1	83	-
<u>Air-Ground Operations School - Total <sup>1/</sup></u> . . . . .	-	1,991	-	1,991	-
Air-Ground Operation Indoctrination . . . . .	-	1,518	-	1,518	-
Air-Ground Specialist . . . . .	-	321	-	321	-
Forward Air Controller . . . . .	-	152	-	152	-
<u>AIRMAN - TOTAL</u> . . . . .	2,467	15,409	2,532	17,829	4,412
Preflight Training (Pilot) . . . . .	895	1,902	266	2,078	453
<u>Undergraduate Pilot Training - Total</u> . . . . .	3,810	6,066	1,151	7,016	1,709
Primary . . . . .	2,877	2,288	680	3,798	687
Basic - Total . . . . .	933	3,778	471	3,218	1,022
Single Engine . . . . .	585	2,406	313	2,048	630
Multi-Engine . . . . .	348	1,372	158	1,170	392

TABLE 196 - USAF FLYING TRAINING OF USAF PERSONNEL - FY 1955 (CONTINUED)

(See first page of this table for headnote)

TYPE OF TRAINING BY COURSE	UNDER INSTRUCTION BEGINNING OF PERIOD	DURING PERIOD			UNDER INSTRUCTION END OF PERIOD
		Entries	Losses	Graduates	
FY 1955 - TOTAL (Continued)					
Diversified Training - Total . . . . .	8	1,376	51	1,036	194
Ground Observer Training . . . . .	8	266	4	236	34
Combat Survival Training . . . . .	-	902	38	704	160
Survival Training Personnel Equipment Specialist	-	208	9	96	1/
Aircraft Observer and Related Training - Total . . . . .	4,482	5,915	1,052	7,303	2,042
Preflight Training (Observer) . . . . .	494	1,775	221	1,657	391
Basic Aircraft Observer (New Production)-Total b/	2,479	3,391	727	3,724	1,459
B-36, 47, 52 1521 Navigator-Bombardier . . . . .	140	13	1	152	-
RB-36, 47, 52 1521 Navigator-Bombardier . . . . .	209	16	14	211	-
RB-57, 66 1521 Navigator-Bombardier . . . . .	110	110	4	139	77
BON 1531 Navigator . . . . .	387	907	20	1,274	-
BOL 1561 Intercept . . . . .	212	167	25	352	2
BOECM 3021 Electronic Counter-					
measures . . . . .	d/ 76	83	2	155	2
BOAPE 4321 Aircraft Performance					
Engineer . . . . .	176	133	5	304	-
Armament Operations Officer . . . . .	f/ -	4	1	3	-
Primary-Basic Observer . . . . .	1,169	1,958	655	1,134	1/ 1,378
Primary Observer . . . . .	1,396	-	52	1,304	1/
Flexible Gunnery Instructor . . . . .	9	29	1	29	8
Gunlaying System Mechanic Gunner, B-36 . . . . .	10	252	4	225	33
Aircraft Electrician Gunner, B-36 . . . . .	10	63	1	62	10
Airborne ECM Specialist, B-36 . . . . .	70	383	46	273	134
Turret System Mechanic Gunner, B-36 . . . . .	10	8	-	12	6
Aircraft Observer Instructor School . . . . .	4	14	-	17	1
Combat Flying Training (Individual) - Total . . . . .	272	150	12	396	14
Four Engine Transition, B/RB-29 . . . . .	272	82	12	330	12
Multi-Engine Transition Training, C-119 . . . . .	-	68	-	66	2
FIRST QUARTER - FY 1955					
TOTAL . . . . .	16,775	15,084	1,256	14,080	16,523
OFFICER - TOTAL . . . . .	7,308	2,933	434	8,471	7,936
Pilot Training - Total . . . . .	2,941	3,227	306	2,391	3,471
Preflight Training (Pilot) . . . . .	-	-	-	-	-
Undergraduate Pilot Training - Total . . . . .	2,589	2,370	296	1,530	3,133
Primary . . . . .	889	1,675	197	482	1,885
Basic - Total . . . . .	1,700	695	99	1,048	1,248
Single Engine . . . . .	873	373	59	547	64
Multi-Engine . . . . .	827	322	40	501	60
Miscellaneous Pilot Training - Total . . . . .	352	857	10	861	338
Helicopter . . . . .	72	40	4	69	39
Helicopter Familiarization . . . . .	2	26	-	26	2
Transition - Total . . . . .	71	341	1	324	87
Jet Familiarization . . . . .	35	186	-	192	29
Multi-Engine Conventional B-26 . . . . .	36	124	1	110	49
Jet Qualification . . . . .	-	31	-	22	9
Instructor - Total . . . . .	190	311	4	294	203
Fighter Gunnery . . . . .	24	32	-	25	31
Instrument Pilot, Jet . . . . .	32	46	-	44	34
Instrument Pilot, Conventional . . . . .	30	52	1	46	35
Primary Instructor School . . . . .	9	7	-	13	3
Basic Pilot Instructor School, Single					
Engine, Jet . . . . .	92	163	3	152	100
Basic Pilot Instructor School, Multi-					
Engine, Conventional . . . . .	3	11	-	14	-
Fighter Weapons Instructor . . . . .	-	-	-	-	-
Senior Officers Jet Instrument					
Familiarization . . . . .	11	110	1	113	7
B-47 Senior Officers Familiarization . . . . .	6	29	-	35	-
Field Officers Fighter Weapons . . . . .	-	-	-	-	-
Senior Officers Fighter Weapons . . . . .	-	-	-	-	-

TABLE 196 - USAF FLYING TRAINING OF USAF PERSONNEL - FY 1955 (Continued)

(See first page of this table for headnote)

TYPE OF TRAINING BY COURSE	UNDER INSTRUCTION BEGINNING OF PERIOD	DURING PERIOD			UNDER INSTRUCTION END OF PERIOD
		Entries	Losses	Graduates	
FIRST QUARTER - FY 1955 (Continued)					
<u>Diversified Training - Total</u> . . . . .	296	481	9	613	155
Interceptor Controller . . . . .	279	310	8	443	133
Tactical Air Controller . . . . .	8	112	-	104	16
Flying Training AF Supervisory School . . . . .	7	36	-	43	-
Ground Observer Training . . . . .	2	23	1	23	1
Combat Survival Training . . . . .	-	-	-	-	-
Senior Staff Officers Survival Familiarization . . . . .	-	-	-	-	-
<u>Aircraft Observer and Related Training - Total</u> . . . . .	2,010	2,235	50	1,589	2,606
Preflight Training (Observer) . . . . .	-	-	-	-	-
<u>Basic Aircraft Observer (New Production)-Total b/</u> . . . . .	721	1,161	17	134	1,551
B-36, 47, 52 1521 Navigator-Bombardier . . . . .	409	363	2	13	577
RB-36, 47, 52 1521 Navigator-Bombardier . . . . .	36	6	2	15	25
RB-57, 66 1521 Navigator-Bombardier . . . . .	16	24	-	2	38
BCN 1531 Navigator . . . . .	59	166	1	56	168
BOI 1561 Intercept . . . . .	31	32	8	24	31
BOECM 3021 Electronic Countermeasures . . . . .	d/ 9	10	-	4	15
BOAFE 4321 Aircraft Performance Engineer . . . . .	f/ 30	30	-	7	53
Armament Operations Officer 3241 . . . . .	19	2	-	13	8
Primary-Basic Observer (Non-Rated Officer) . . . . .	112	523	4	-	636
Primary Observer (Non-Rated Officer) . . . . .	278	-	17	196	65
Primary Observer, Upgrading . . . . .	218	-	9	209	-
Primary Basic Observer, Upgrading . . . . .	210	283	4	-	489
Basic Observer, B-36, 47, 52 . . . . .	-	-	-	180	-
Basic Observer, B-57, 66 . . . . .	-	-	-	-	-
Basic Observer, RB-36, 47, 52 . . . . .	-	-	-	-	-
Basic Observer, B-29 Navigator . . . . .	-	-	-	-	-
Basic Observer, Intercept . . . . .	-	-	-	-	-
Basic Observer, Electronic Countermeasures . . . . .	-	-	-	-	-
Basic Observer, Aircraft Performance Engineer . . . . .	-	-	-	-	-
Basic Observer, B-47X . . . . .	141	50	2	167	22
<u>Advanced Observer Courses - Total</u> . . . . .	-	-	-	-	-
Intercept . . . . .	-	-	-	-	-
Aircraft Performance Engineer . . . . .	-	-	-	-	-
Electronic Countermeasure . . . . .	-	-	-	-	-
Strategic Bombardment . . . . .	-	-	-	-	-
Strategic Bombardment and Reconnaissance Training . . . . .	-	-	-	-	-
Tactical Bombardment and Reconnaissance Training . . . . .	-	-	-	-	-
Armament Operations Officer . . . . .	-	-	-	-	-
Aircraft Observer Technical, Upgrading . . . . .	96	93	-	93	96
Aircraft Observer Technical, Upgrading (K-Radar) . . . . .	-	-	-	-	-
Aircraft Observer Training for Pilots g/ . . . . .	231	173	-	109	295
<u>Familiarization and Special Courses - Total</u> . . . . .	115	475	1	501	88
Aircraft Observer Instructor School . . . . .	51	162	1	165	47
Commanders' Radar Bombing Familiarization . . . . .	5	41	-	43	3
Staff Officers ECM Familiarization . . . . .	23	208	-	231	-
Senior Staff Officers ECM Familiarization . . . . .	-	-	-	-	-
Radar Equipment Air Maintenance, Upgrading . . . . .	5	32	-	31	6
Senior Observer Technical Specialist . . . . .	31	32	-	31	32
<u>Combat Flying Training (Individual) - Total</u> . . . . .	2,033	2,826	69	1,218	1,572
Fighter, F-84, F-86 Phase I . . . . .	135	139	1	220	53
Fighter, F-84 Phase II . . . . .	214	203	4	340	73
Fighter, F-84 . . . . .	-	6	1	-	5
Fighter, F-86 . . . . .	325	257	8	369	205
Medium Bomb Transition, B-29 . . . . .	246	313	8	413	138
Fighter, RF-80 . . . . .	13	22	1	20	14
Light Bomb, Jet B-57 . . . . .	-	-	-	-	-
Medium Bombardment, Jet B-47 . . . . .	424	777	1	824	376
Multi-Engine Transition Training, C-119 . . . . .	-	207	-	121	86

TABLE 196 - USAF FLYING TRAINING OF USAF PERSONNEL - FY 1955 (Continued)

(See first page of this table for headnote)

TYPE OF TRAINING BY COURSE	UNDER INSTRUCTION BEGINNING OF PERIOD	DURING PERIOD			UNDER INSTRUCTION END OF PERIOD
		Entries	Losses	Graduates	
FIRST QUARTER - FY 1955 (Continued)					
<u>Combat Flying Training (Individual) (Cont'd)</u>					
<u>Fighter Interceptor - Total</u> . . . . .	461	503	34	580	350
Instrument Pilot, Jet 112103 . . . . .	30	145	-	109	66
F-86D . . . . .	195	194	14	200	175
F-89D . . . . .	79	43	3	83	36
F-94C . . . . .	157	121	17	188	73
Interceptor Weapons Instructor School, F-86D . . . . .	-	19	-	5	14
Interceptor Weapons Instructor School, F-89D . . . . .	-	14	1	5	8
Interceptor Weapons Instructor School, F-94C . . . . .	-	20	-	8	12
<u>Advanced Pilot Training Multi-Engine - Total</u> . . . . .	215	346	10	313	238
B-25 . . . . .	46	50	2	61	33
T-29 . . . . .	159	268	4	237	186
B-50 . . . . .	10	28	4	15	19
<u>Atomic, Biological, and Chemical Warfare Training - Total</u> . . . . .					
ABC Delivery Training - Fighter 1/ . . . . .	28	316	-	261	83
ABC Delivery Retrainer - Fighter . . . . .	28	130	-	136	22
ABC Instructor Training - Fighter . . . . .	-	5	-	-	5
ABC Delivery Training - Bomber . . . . .	-	120	-	80	40
ABC Delivery Retrainer - Bomber . . . . .	-	29	-	29	-
ABC Delivery Instructor - Bomber . . . . .	-	32	-	16	16
<u>Air-Ground Operations School - Total 1/</u> . . . . .					
Air-Ground Operation Indoctrination . . . . .	-	448	-	399	49
Air-Ground Specialist . . . . .	-	327	-	296	31
Forward Air Controller . . . . .	-	77	-	71	6
Forward Air Controller . . . . .	-	44	-	32	12
<u>AIRMAN - TOTAL</u> . . . . .	9,467	5,551	822	5,609	8,587
Preflight Training (Pilot) . . . . .	895	853	150	897	701
<u>Undergraduate Pilot Training - Total</u> . . . . .					
Primary . . . . .	3,810	2,376	335	1,920	3,931
Basic - Total . . . . .	2,877	1,009	282	1,284	2,320
Single Engine . . . . .	933	1,367	53	636	1,611
Multi-Engine . . . . .	585	868	30	368	1,055
Multi-Engine . . . . .	348	499	23	268	556
<u>Diversified Training - Total</u> . . . . .					
Ground Observer Training . . . . .	8	43	-	38	13
Ground Observer Training . . . . .	8	43	-	38	13
Combat Survival Training . . . . .	-	-	-	-	-
Survival Training Personnel Equipment Specialist . . . . .	-	-	-	-	-
<u>Aircraft Observer and Related Training - Total</u> . . . . .					
Preflight Training (Observer) . . . . .	4,482	2,214	326	2,428	3,942
Preflight Training (Observer) . . . . .	494	280	68	483	223
<u>Basic Aircraft Observer (New Production) - Total</u> . . . . .					
B-36, 47, 52 1521 Navigator-Bombardier . . . . .	2,479	1,805	192	856	3,256
B-36, 47, 52 1521 Navigator-Bombardier . . . . .	140	13	-	66	87
RB-36, 47, 52 1521 Navigator-Bombardier . . . . .	209	16	8	87	130
RB-57, 66 1521 Navigator-Bombardier . . . . .	110	72	3	46	133
BON 1531 Navigator . . . . .	387	700	3	364	720
BOL 1561 Intercept . . . . .	212	130	8	167	167
BOECM 3021 Electronic Counter-measures . . . . .	d/ 76	60	-	57	79
BOAPE 4321 Aircraft Performance Engineer . . . . .	176	116	-	69	223
Armament Operations Officer . . . . .	f/ -	4	1	-	3
Primary-Basic Observer . . . . .	1,169	694	176	-	1/ 1,714
Primary Observer . . . . .	1,396	-	47	992	1/ 330
Flexible Gunnery Instructor . . . . .	9	10	-	9	10
GunLaying System Mechanic Gunner, B-36 . . . . .	10	23	-	14	19
Aircraft Electrician Gunner, B-36 . . . . .	10	19	-	14	15
Airborne ECM Specialist, B-36 . . . . .	70	71	12	42	87
Turret System Mechanic Gunner, B-36 . . . . .	10	2	-	12	-
Aircraft Observer Instructor School . . . . .	4	4	-	6	2
<u>Combat Flying Training (Individual) - Total</u> . . . . .					
Four Engine Transition, B/RB-29 . . . . .	272	65	11	326	-
Multi-Engine Transition Training, C-119 . . . . .	272	65	11	326	-
Multi-Engine Transition Training, C-119 . . . . .	-	-	-	-	-

TABLE 196 - USAF FLYING TRAINING OF USAF PERSONNEL - FY 1955 (CONTINUED)

(See first page of this table for headnote)

TYPE OF TRAINING BY COURSE	UNDER INSTRUCTION BEGINNING OF PERIOD	DURING PERIOD			UNDER INSTRUCTION END OF PERIOD
		Entries	Losses	Graduates	
SECOND QUARTER - FY 1955					
<u>TOTAL</u> . . . . .	<u>16,523</u>	<u>10,168</u>	<u>1,152</u>	<u>10,784</u>	<u>14,755</u>
<u>OFFICER - TOTAL</u> . . . . .	<u>7,936</u>	<u>6,717</u>	<u>502</u>	<u>6,570</u>	<u>7,581</u>
<u>Pilot Training - Total</u> . . . . .	<u>3,471</u>	<u>2,207</u>	<u>388</u>	<u>2,074</u>	<u>3,216</u>
Preflight Training (Pilot) . . . . .	-	-	-	-	-
<u>Undergraduate Pilot Training - Total</u> . . . . .	<u>3,133</u>	<u>1,435</u>	<u>376</u>	<u>1,310</u>	<u>2,882</u>
Primary . . . . .	1,885	1,152	308	417	2,312
<u>Basic - Total</u> . . . . .	<u>1,248</u>	<u>283</u>	<u>68</u>	<u>893</u>	<u>570</u>
Single Engine . . . . .	640	148	41	467	280
Multi-Engine . . . . .	608	135	27	426	290
<u>Miscellaneous Pilot Training - Total</u> . . . . .	<u>338</u>	<u>772</u>	<u>12</u>	<u>764</u>	<u>334</u>
Helicopter . . . . .	39	46	3	37	45
Helicopter Familiarization . . . . .	2	34	-	36	-
<u>Transition - Total</u> . . . . .	<u>87</u>	<u>244</u>	<u>1</u>	<u>274</u>	<u>56</u>
Jet Familiarization . . . . .	29	129	-	158	-
Multi-Engine Conventional, B-26 . . . . .	49	77	-	78	48
Jet Qualification . . . . .	9	38	1	38	8
<u>Instructor - Total</u> . . . . .	<u>203</u>	<u>365</u>	<u>8</u>	<u>327</u>	<u>233</u>
Fighter Gunnery . . . . .	31	-	-	31	-
Instrument Pilot, Jet . . . . .	34	40	1	34	39
Instrument Pilot, Conventional . . . . .	35	35	1	35	35
Primary Instructor School . . . . .	3	23	2	24	-
Basic Pilot Instructor School, Single Engine, Jet . . . . .	100	161	1	123	137
Basic Pilot Instructor School, Multi-Engine, Conventional . . . . .	-	106	4	80	22
Fighter Weapons Instructor . . . . .	-	-	-	-	-
Senior Officers Jet Instrument Familiarization . . . . .	7	83	-	90	-
B-47 Senior Officers Familiarization . . . . .	-	-	-	-	-
Field Officers Fighter Weapons . . . . .	-	-	-	-	-
Senior Officers Fighter Weapons . . . . .	-	-	-	-	-
<u>Diversified Training - Total</u> . . . . .	<u>155</u>	<u>621</u>	<u>14</u>	<u>631</u>	<u>131</u>
Interceptor Controller . . . . .	138	191	-	198	131
Tactical Air Controller . . . . .	16	62	6	72	-
Flying Training AF Supervisory School . . . . .	-	27	-	27	-
Ground Observer Training . . . . .	1	28	-	29	-
Combat Survival Training . . . . .	-	313	8	305	-
Senior Staff Officers Survival Familiarization . . . . .	-	-	-	-	-
<u>Aircraft Observer and Related Training - Total</u> . . . . .	<u>2,606</u>	<u>1,436</u>	<u>62</u>	<u>1,020</u>	<u>2,960</u>
Preflight Training (Observer) . . . . .	-	-	-	-	-
<u>Basic Aircraft Observer (New Production)-Total b/</u> . . . . .	<u>1,551</u>	<u>658</u>	<u>48</u>	<u>182</u>	<u>1,783</u>
B-36, 47, 52 1521 Navigator-Bombardier . . . . .	577	2	9	17	382
RB-36, 47, 52 1521 Navigator-Bombardier . . . . .	25	-	-	16	9
RB-57, 66 1521 Navigator-Bombardier . . . . .	38	11	-	11	38
BON 1531 Navigator . . . . .	168	39	4	106	84
BOL 1561 Intercept . . . . .	31	4	6	14	10
BOECM 3021 Electronic Countermeasures . . . . .	15	41	-	-	52
BOAPE 4321 Aircraft Performance Engineer . . . . .	53	3	1	13	42
Armament Operations Officer 3241 . . . . .	8	-	-	5	-
Primary-Basic Observer (Non-Rated Officer) . . . . .	636	558	28	-	1,166
Primary Observer (Non-Rated Officer) . . . . .	65	-	7	58	-
Primary Observer, Upgrading . . . . .	-	-	-	-	-
Primary-Basic Observer, Upgrading . . . . .	489	131	4	43	573
Basic Observer, B-36, 47, 52 . . . . .	-	-	-	171	-
Basic Observer, B-57, 66 . . . . .	-	-	-	-	-
Basic Observer, RB-36, 47, 52 . . . . .	-	-	-	-	-
Basic Observer, B-29 Navigator . . . . .	-	-	-	13	-
Basic Observer, Intercept . . . . .	-	-	-	5	-



TABLE 196 -- USAF FLYING TRAINING OF USAF PERSONNEL -- FY 1955 (Continued)

(See first page of this table for headnote)

TYPE OF TRAINING BY COURSE	UNDER INSTRUCTION BEGINNING OF PERIOD	DURING PERIOD			UNDER INSTRUCTION END OF PERIOD
		Entries	Losses	Graduates	
SECOND QUARTER - FY 1955 (Continued)					
Aircraft Observer and Related Training (Cont'd)					
Basic Observer, Electronic Countermeasures . . . . .	-	-	-	4	-
Basic Observer, Aircraft Performance Engineer . . . . .	-	-	-	-	-
Basic Observer, B-47X . . . . .	22	40	-	33	29
<u>Advanced Observer Courses - Total . . . . .</u>	-	-	-	-	-
Intercept . . . . .	-	-	-	-	-
Aircraft Performance Engineer . . . . .	-	-	-	-	-
Electronic Countermeasures . . . . .	-	-	-	-	-
Strategic Bombardment . . . . .	-	-	-	-	-
Strategic Bombardment and Reconnaissance Training . . . . .	-	-	-	-	-
Tactical Bombardment and Reconnaissance Training . . . . .	-	-	-	-	-
Armament Operations Officer . . . . .	-	-	-	3	-
Aircraft Observer Technical, Upgrading . . . . .	96	115	-	24	187
Aircraft Observer Technical, Upgrading (K-Radar)	-	-	-	-	-
Aircraft Observer Training for Pilots g/ . . . . .	295	98	1	120	272
<u>Familiarization and Special Courses - Total . . . . .</u>	88	394	2	364	116
Aircraft Observer Instructor School . . . . .	47	116	1	84	78
Commanders' Radar Bombing Familiarization . . . . .	3	35	-	38	-
Staff Officers ECM Familiarization . . . . .	-	216	-	216	-
Senior Staff Officers ECM Familiarization . . . . .	-	-	-	-	-
Radar Equipment Air Maintenance, Upgrading	6	27	1	26	6
Senior Observer Technical Specialist . . . . .	32	-	-	-	32
<u>Combat Flying Training (Individual) - Total . . . . .</u>	1,572	1,687	35	1,950	1,274
Fighter, F-84, F-86 Phase I . . . . .	53	187	4	181	55
Fighter, F-84, Phase II . . . . .	73	22	2	84	9
Fighter, F-84 . . . . .	5	79	-	5	79
Fighter, F-86 . . . . .	205	155	8	192	160
Medium Bomb, Transition, B-29 . . . . .	138	204	2	251	89
Fighter, RF-80 . . . . .	14	7	-	21	-
Light Bomb, Jet B-57 . . . . .	-	96	-	12	84
Medium Bombardment, Jet B-47 . . . . .	376	457	5	490	338
Multi-Engine Transition Training, C-119 . . . . .	86	141	-	170	57
<u>Fighter Interceptor - Total . . . . .</u>	350	307	7	280	370
Instrument Pilot, Jet 112103 . . . . .	66	90	1	109	46
F-86D . . . . .	175	138	1	91	221
F-89D . . . . .	36	15	-	36	15
F-94C . . . . .	73	64	5	44	88
Interceptor Weapons Instructor School, F-86D . . . . .	14	16	-	13	17
Interceptor Weapons Instructor School, F-89D . . . . .	8	8	-	8	8
Interceptor Weapons Instructor School, F-94C . . . . .	12	8	6	8	6
<u>Advanced Pilot Training Multi-Engine - Total . . . . .</u>	238	-	1	235	2
B-25 . . . . .	33	-	-	32	1
T-29 . . . . .	186	-	1	184	1
B-50 . . . . .	19	-	-	19	-
<u>Atomic, Biological, and Chemical Warfare Training - Total . . . . .</u>	83	307	3	387	-
ABC Delivery Training - Fighter 1/ . . . . .	22	82	-	104	-
ABC Delivery Retrainer - Fighter . . . . .	-	28	-	28	-
ABC Instructor Training - Fighter . . . . .	5	7	-	12	-
ABC Delivery Training - Bomber . . . . .	40	118	2	156	-
ABC Delivery Instructor Training - Bomber . . . . .	16	17	-	33	-
ABC Delivery Retrainer - Bomber . . . . .	-	55	1	54	-
<u>Air-Ground Operations School - Total 1/ . . . . .</u>	49	459	-	508	-
Air-Ground Operation Indctrination . . . . .	31	354	-	385	-
Air-Ground Specialist . . . . .	6	71	-	77	-
Forward Air Controller . . . . .	12	34	-	46	-
<u>AIRMAN - TOTAL . . . . .</u>	8,587	3,451	650	4,214	7,174
Preflight Training (Pilot) . . . . .	701	274	40	662	273
<u>Undergraduate Pilot Training - Total . . . . .</u>	3,931	1,527	302	1,745	3,411
Primary . . . . .	2,320	639	155	1,345	1,459

TABLE 196 - USAF FLYING TRAINING OF USAF PERSONNEL - FY 1955 (Continued)

(See first page of this table for headnote)

TYPE OF TRAINING BY COURSE	UNDER INSTRUCTION BEGINNING OF PERIOD	DURING PERIOD			UNDER INSTRUCTION END OF PERIOD
		Entries	Losses	Graduates	
SECOND QUARTER - FY 1955 (Continued)					
<u>Undergraduate Pilot Training (Cont'd)</u>					
<u>Basic - Total</u> . . . . .	1,611	888	147	400	1,952
Single Engine . . . . .	1,055	581	79	285	1,272
Multi-Engine . . . . .	556	307	68	115	680
<u>Diversified Training - Total</u> . . . . .	13	268	10	189	82
Ground Observer Training . . . . .	13	32	1	44	-
Combat Survival Training . . . . .	-	77	1	76	-
Survival Training Personnel Equipment Specialist . . . . .	-	159	8	69	82
<u>Aircraft Observer and Related Training - Total</u> . . . . .	3,942	1,322	298	1,579	3,387
Preflight Training (Observer) . . . . .	223	530	34	204	515
<u>Basic Aircraft Observer (New Production) - Total</u> . . . . .	3,256	530	252	880	2,667
B-36, 47, 52 . . . . .	87	-	-	70	17
RB-36, 47, 52 . . . . .	130	-	4	86	40
RB-57, 66 . . . . .	133	38	-	43	128
BON . . . . .	720	206	10	502	414
BOL . . . . .	167	37	12	96	96
BOECM . . . . .	79	23	1	15	86
BOAPE . . . . .	223	17	2	65	-173
Armament Operations Officer 3241 . . . . .	3	-	-	3	-
Primary-Basic Observer . . . . .	1,714	209	223	-	1/ 1,713
Primary Observer . . . . .	330	-	5	312	1/ -
Flexible Gunnery Instructor . . . . .	10	10	1	9	10
Gunlaying System Mechanic Gunner, B-36 . . . . .	19	141	-	106	54
Aircraft Electrician Gunner, B-36 . . . . .	15	1-	-	14	11
Airborne ECM Specialist, B-36 . . . . .	87	99	6	52	128
Turret System Mechanic Gunner, B-36 . . . . .	-	-	-	-	-
Aircraft Observer Instructor School . . . . .	2	2	-	2	2
<u>Combat Flying Training (Individual) - Total</u> . . . . .	-	60	-	39	21
Four Engine Transition, B/RB-29 . . . . .	-	3	-	1	2
Multi-Engine Transition Training, C-119 . . . . .	-	57	-	38	19
THIRD QUARTER - FY 1955					
<u>TOTAL</u> . . . . .	14,755	13,417	1,037	11,738	15,294
<u>OFFICER - TOTAL</u> . . . . .	7,581	9,928	441	7,709	9,359
<u>Pilot Training - Total</u> . . . . .	3,216	4,739	336	3,195	4,424
Preflight Training (Pilot) . . . . .	-	1,755	-	1,455	300
<u>Undergraduate Pilot Training - Total</u> . . . . .	2,882	2,173	324	963	3,768
Primary . . . . .	2,312	1,351	282	695	2,696
<u>Basic - Total</u> . . . . .	570	822	42	278	1,072
Single Engine . . . . .	286	511	21	131	639
Multi-Engine . . . . .	290	311	21	147	433
<u>Miscellaneous Pilot Training - Total</u> . . . . .	334	811	12	777	356
Helicopter . . . . .	45	54	3	44	52
Helicopter Familiarization . . . . .	-	52	-	47	5
<u>Transition - Total</u> . . . . .	56	302	4	273	81
Jet Familiarization . . . . .	-	185	1	158	26
Multi-Engine Conventional, B-26 . . . . .	48	70	2	75	41
Jet Qualification . . . . .	8	47	1	40	14
<u>Instructor - Total</u> . . . . .	233	309	2	331	206
Fighter Gunnery . . . . .	-	-	-	-	-
Instrument Pilot, Jet . . . . .	39	29	1	53	14
Instrument Pilot, Conventional . . . . .	35	27	-	51	11
Primary Instructor School . . . . .	-	9	-	9	-
Basic Pilot Instructor School, Single Engine, Jet . . . . .	137	196	3	175	155

TABLE 196 - USAF FLYING TRAINING OF USAF PERSONNEL - FY 1955 (Continued)

(See first page of this table for headnote)

TYPE OF TRAINING BY COURSE	UNDER INSTRUCTION BEGINNING OF PERIOD	DURING PERIOD			UNDER INSTRUCTION END OF PERIOD
		Entries	Losses	Graduates	
THIRD QUARTER - FY 1955 (Continued)					
<u>Instructor (Cont'd)</u>					
Basic Pilot Instructor School, Multi- Engine, Conventional . . . . .	22	41	1	36	26
Fighter Weapons Instructor . . . . .	-	7	-	7	-
Senior Officers Jet Instrument Familiarization . . . . .	-	65	-	59	6
B-47 Senior Officers Familiarization . . . . .	-	17	-	11	6
Field Officers Fighter Weapons . . . . .	-	-	-	-	-
Senior Officers Fighter Weapons . . . . .	-	12	-	12	-
<u>Diversified Training - Total . . . . .</u>	<u>131</u>	<u>1,036</u>	<u>30</u>	<u>989</u>	<u>148</u>
Interceptor Controller . . . . .	131	257	4	253	131
Tactical Air Controller . . . . .	-	110	-	94	16
Flying Training AF Supervisory School . . . . .	-	41	-	41	-
Ground Observer Training . . . . .	-	-	-	38	-
Combat Survival Training . . . . .	-	564	26	537	1
Senior Staff Officers Survival Familiarization . . . . .	-	26	-	26	-
<u>Aircraft Observer and Related Training - Total . . . . .</u>	<u>2,960</u>	<u>1,611</u>	<u>50</u>	<u>1,327</u>	<u>3,194</u>
Preflight Training (Observer) . . . . .	-	97	-	70	27
<u>Basic Aircraft Observer (New Production)-Total b/</u>	<u>1,783</u>	<u>211</u>	<u>37</u>	<u>157</u>	<u>1,463</u>
B-36, 47, 52      1521 Navigator-Bombardier . . . . .	382	-	8	5	120
RB-36, 47, 52      1521 Navigator-Bombardier . . . . .	9	-	-	8	-
RB-57, 66          1521 Navigator-Bombardier . . . . .	38	-	-	3	32
BCN                1531 Navigator . . . . .	84	-	3	65	1
BOL                1561 Intercept . . . . .	10	-	2	6	-
BCECM             3021 Electronic Counter- measures . . . . .	52	16	2	-	e/
BOAPE             4321 Aircraft Performance Engineer . . . . .	42	-	3	21	17
Armament Operations Officer 3241 . . . . .	-	-	-	-	-
Primary-Basic Observer (Non-Rated Officer) . . . . .	1,166	195	19	49	1,293
Primary Observer (Non-Rated Officer) . . . . .	-	-	-	-	-
Primary Observer, Upgrading . . . . .	-	-	-	-	-
Primary-Basic Observer, Upgrading . . . . .	573	162	5	166	564
Basic Observer, B-36, 47, 52 . . . . .	-	-	-	249	-
Basic Observer, B-57, 66 . . . . .	-	-	-	3	-
Basic Observer, RB-36, 47, 52 . . . . .	-	-	-	1	-
Basic Observer, B-29 Navigator . . . . .	-	-	-	15	-
Basic Observer, Intercept . . . . .	-	-	-	2	-
Basic Observer, Electronic Countermeasures . . . . .	-	-	-	3	-
Basic Observer, Aircraft Performance Engineer . . . . .	-	-	-	1	-
Basic Observer, B-47X . . . . .	29	102	-	48	83
<u>Advanced Observer Courses - Total . . . . .</u>	-	<u>331</u>	-	-	<u>394</u>
Intercept . . . . .	-	55	-	-	55
Aircraft Performance Engineer . . . . .	-	22	-	-	22
Electronic Countermeasures . . . . .	-	34	-	-	e/ 97
Strategic Bombardment . . . . .	-	180	-	-	180
Strategic Bombardment and Reconnaissance Training . . . . .	-	11	-	-	11
Tactical Bombardment and Reconnaissance Training . . . . .	-	29	-	-	29
Armament Operations Officer . . . . .	-	-	-	-	-
Aircraft Observer Technical, Upgrading . . . . .	187	148	3	80	252
Aircraft Observer Technical, Upgrading (X-Radar) Aircraft Observer Training for Pilots g/ . . . . .	272	130	3	117	282
<u>Familiarization and Special Courses - Total . . . . .</u>	<u>116</u>	<u>430</u>	<u>2</u>	<u>415</u>	<u>129</u>
Aircraft Observer Instructor School . . . . .	78	131	2	135	72
Commanders' Radar Bombing Familiarization . . . . .	-	90	-	82	8
Staff Officers ECM Familiarization . . . . .	-	171	-	171	-
Senior Staff Officers ECM Familiarization . . . . .	-	-	-	-	-
Radar Equipment Air Maintenance, Upgrading . . . . .	6	38	-	27	17
Senior Officer Technical Specialist . . . . .	32	-	-	-	32

TABLE 196 - USAF FLYING TRAINING OF USAF PERSONNEL - FY 1955 (Continued)

(See first page of this table for headnote)

TYPE OF TRAINING BY COURSE	UNDER INSTRUCTION BEGINNING OF PERIOD	DURING PERIOD			UNDER INSTRUCTION END OF PERIOD
		Entries	Losses	Graduates	
THIRD QUARTER - FY 1955 (Continued)					
<u>Combat Flying Training (Individual) - Total</u> . . . . .	<u>1,274</u>	<u>1,736</u>	<u>25</u>	<u>1,435</u>	<u>1,550</u>
Fighter, F-84, F-86 Phase I . . . . .	55	182	2	134	101
Fighter, F-84, Phase II . . . . .	9	3	-	9	3
Fighter, F-84 . . . . .	79	83	2	24	136
Fighter, F-86 . . . . .	160	119	1	102	176
Medium Bomb, Transition, B-29 . . . . .	89	212	-	165	136
Fighter, RF-80 . . . . .	-	-	-	-	-
Light Bomb, Jet B-57 . . . . .	84	92	3	55	118
Medium Bombardment, Jet B-47 . . . . .	338	572	-	528	382
Multi-Engine Transition Training, C-119 . . . . .	57	144	1	109	91
<u>Fighter Interceptor - Total</u> . . . . .	<u>370</u>	<u>286</u>	<u>14</u>	<u>280</u>	<u>362</u>
Instrument Pilot, Jet 112103 . . . . .	46	38	-	58	28
F-86D . . . . .	221	161	3	153	226
F-89D . . . . .	15	32	6	3	38
F-94C . . . . .	88	55	5	66	72
Interceptor Weapons Instructor School, F-86D . . . . .	17	16	1	15	17
Interceptor Weapons Instructor School, F-89D . . . . .	8	10	-	8	10
Interceptor Weapons Instructor School, F-94C . . . . .	6	17	1	6	16
<u>Advanced Pilot Training Multi-Engine - Total</u> . . . . .	<u>2</u>	<u>-</u>	<u>-</u>	<u>-</u>	<u>2</u>
B-25 . . . . .	1	-	-	-	1
T-29 . . . . .	1	-	-	-	1
B-50 . . . . .	-	-	-	-	-
<u>Atomic, Biological, and Chemical Warfare Training - Total</u> . . . . .	<u>-</u>	<u>204</u>	<u>-</u>	<u>161</u>	<u>43</u>
ABC Delivery Training - Fighter . . . . .	-	63	-	63	-
ABC Delivery Retrainer - Fighter . . . . .	-	-	-	-	-
ABC Instructor Training - Fighter . . . . .	-	12	-	12	-
ABC Delivery Training - Bomber . . . . .	-	110	-	86	24
ABC Delivery Instructor Training - Bomber . . . . .	-	19	-	-	19
ABC Delivery Retrainer - Bomber . . . . .	-	-	-	-	-
<u>Air-Ground Operations School - Total</u> . . . . .	<u>-</u>	<u>602</u>	<u>-</u>	<u>602</u>	<u>-</u>
Air-Ground Operation Indoctrination . . . . .	-	470	-	470	-
Air-Ground Specialist . . . . .	-	88	-	88	-
Forward Air Controller . . . . .	-	44	-	44	-
<u>AIRMAN - TOTAL</u> . . . . .	<u>7,174</u>	<u>3,489</u>	<u>596</u>	<u>4,029</u>	<u>5,935</u>
Preflight Training (Pilot) . . . . .	273	299	30	285	257
<u>Undergraduate Pilot Training - Total</u> . . . . .	<u>3,411</u>	<u>1,378</u>	<u>304</u>	<u>1,562</u>	<u>2,923</u>
Primary . . . . .	1,459	374	148	545	1,140
<u>Basic - Total</u> . . . . .	<u>1,952</u>	<u>1,004</u>	<u>156</u>	<u>1,017</u>	<u>1,783</u>
Single Engine . . . . .	1,272	629	121	660	1,120
Multi-Engine . . . . .	680	375	35	357	663
<u>Diversified Training - Total</u> . . . . .	<u>82</u>	<u>521</u>	<u>34</u>	<u>447</u>	<u>19</u>
Ground Observer Training . . . . .	-	64	3	46	15
Combat Survival Training . . . . .	-	408	30	374	4
Survival Training Personnel Equipment Specialist . . . . .	82	49	1	27	8/
<u>Aircraft Observer and Related Training - Total</u> . . . . .	<u>3,387</u>	<u>1,283</u>	<u>227</u>	<u>1,715</u>	<u>2,728</u>
Preflight Training (Observer) . . . . .	515	556	70	551	450
<u>Basic Aircraft Observer (New Production) - Total</u> . . . . .	<u>2,667</u>	<u>552</u>	<u>138</u>	<u>1,008</u>	<u>2,073</u>
B-36, 47, 52 1521 Navigator-Bombardier . . . . .	17	-	1	16	-
RB-36, 47, 52 1521 Navigator-Bombardier . . . . .	40	-	2	38	-
RB-57, 66 1521 Navigator-Bombardier . . . . .	128	-	-	20	108
BON 1531 Navigator . . . . .	414	1	7	407	1
BOL 1561 Intercept . . . . .	96	-	4	88	4
BOECM 3021 Electronic Counter-measures . . . . .	86	-	-	11	75
BOAPE 4321 Aircraft Performance Engineer . . . . .	173	-	1	65	107
Armament Operations Officer 3241 . . . . .	-	-	-	-	-
Primary-Basic Observer . . . . .	1,713	551	123	363	1,778
Primary Observer . . . . .	-	-	-	-	-
Flexible Gunnery Instructor . . . . .	10	9	-	11	8

TABLE 196 - USAF FLYING TRAINING OF USAF PERSONNEL - FY 1955 (CONTINUED)

(See first page of this table for headnote)

TYPE OF TRAINING BY COURSE	UNDER INSTRUCTION BEGINNING OF PERIOD	DURING PERIOD			UNDER INSTRUCTION END OF PERIOD
		Entries	Losses	Graduates	
THIRD QUARTER - FY 1955 (Continued)					
<u>Aircraft Observer and Related Training (Cont'd)</u>					
Gunlaying System Mechanic Gunner, B-36 . . . . .	54	46	1	71	28
Aircraft Electrician Gunner, B-36 . . . . .	11	19	-	16	14
Airborne ECM Specialist, B-36 . . . . .	128	99	18	55	154
Turret System Mechanic Gunner, B-36 . . . . .	-	-	-	-	-
Aircraft Observer Instructor School . . . . .	2	2	-	3	1
<u>Combat Flying Training (Individual) - Total . . . . .</u>	<u>21</u>	<u>8</u>	<u>1</u>	<u>20</u>	<u>8</u>
Four Engine Transition, B/RB-29 . . . . .	2	2	1	1	2
Multi-Engine Transition Training, C-119 . . . . .	19	6	-	19	6
FOURTH QUARTER - FY 1955					
<u>TOTAL . . . . .</u>	<u>15,294</u>	<u>14,173</u>	<u>1,182</u>	<u>13,103</u>	<u>15,110</u>
<u>OFFICER - TOTAL . . . . .</u>	<u>9,352</u>	<u>11,254</u>	<u>717</u>	<u>9,126</u>	<u>10,698</u>
<u>Pilot Training - Total . . . . .</u>	<u>4,424</u>	<u>5,542</u>	<u>548</u>	<u>3,740</u>	<u>5,606</u>
Preflight Training (Pilot) . . . . .	300	1,870	77	1,501	a/ 520
<u>Undergraduate Pilot Training - Total . . . . .</u>	<u>3,768</u>	<u>2,945</u>	<u>461</u>	<u>1,508</u>	<u>4,744</u>
Primary . . . . .	2,696	1,926	404	1,158	3,060
<u>Basic - Total . . . . .</u>	<u>1,072</u>	<u>1,019</u>	<u>57</u>	<u>350</u>	<u>1,684</u>
Single Engine . . . . .	639	615	38	179	1,037
Multi-Engine . . . . .	433	404	19	171	647
<u>Miscellaneous Pilot Training - Total . . . . .</u>	<u>356</u>	<u>727</u>	<u>10</u>	<u>731</u>	<u>342</u>
Helicopter . . . . .	52	52	3	58	43
Helicopter Familiarization . . . . .	5	48	-	50	3
<u>Transition - Total . . . . .</u>	<u>81</u>	<u>213</u>	<u>3</u>	<u>209</u>	<u>82</u>
Jet Familiarization . . . . .	26	1	1	26	-
Multi-Engine Conventional, B-26 . . . . .	41	100	-	88	53
Jet Qualification . . . . .	14	112	2	95	29
<u>Instructor - Total . . . . .</u>	<u>206</u>	<u>321</u>	<u>3</u>	<u>318</u>	<u>206</u>
Fighter Gunnery . . . . .	-	-	-	-	-
Instrument Pilot, Jet . . . . .	14	42	1	29	26
Instrument Pilot, Conventional . . . . .	11	35	1	21	24
Primary Instructor School . . . . .	-	-	-	-	-
Basic Pilot Instructor School, Single Engine, Jet . . . . .	155	159	-	192	122
Basic Pilot Instructor School, Multi-Engine, Conventional . . . . .	26	56	-	56	26
Fighter Weapons Instructor . . . . .	-	29	1	20	8
Senior Officers Jet Instrument Familiarization . . . . .	6	56	-	58	4
B-47 Senior Officers Familiarization . . . . .	6	22	-	24	4
Field Officers Fighter Weapons . . . . .	-	6	-	6	-
Senior Officers Fighter Weapons . . . . .	-	9	1	8	-
<u>Diversified Training - Total . . . . .</u>	<u>148</u>	<u>1,258</u>	<u>19</u>	<u>1,099</u>	<u>288</u>
Interceptor Controller . . . . .	131	135	3	176	87
Tactical Air Controller . . . . .	16	77	-	86	7
Flying Training AF Supervisory School . . . . .	-	60	-	44	16
Ground Observer Training . . . . .	-	41	-	41	-
Combat Survival Training . . . . .	1	920	16	727	178
Senior Staff Officers Survival Familiarization . . . . .	-	25	-	25	-
<u>Aircraft Observer and Related Training - Total . . . . .</u>	<u>3,194</u>	<u>1,719</u>	<u>108</u>	<u>1,620</u>	<u>3,185</u>
Preflight Training (Observer) . . . . .	27	a/ 182	21	127	61
<u>Basic Aircraft Observer (New Production)-Total b/</u>	<u>1,463</u>	<u>318</u>	<u>60</u>	<u>162</u>	<u>1,474</u>
B-36, 47, 52 . . . . .	120	-	5	6	12
RB-36, 47, 52 . . . . .	-	-	-	-	-
RB-37, 66 . . . . .	32	-	1	15	16
BCN . . . . .	1	-	-	1	-
B01 . . . . .	-	-	-	-	-
BOECM . . . . .	-	-	-	-	-
3021 Electronic Countermeasures . . . . .	-	-	-	12	-

TABLE 196 - USAF FLYING TRAINING OF USAF PERSONNEL - FY 1955 (CONTINUED)

(See first page of this table for headnote)

TYPE OF TRAINING BY COURSE	UNDER INSTRUCTION BEGINNING OF PERIOD	DURING PERIOD			UNDER INSTRUCTION END OF PERIOD
		Entries	Losses	Graduates	
FOURTH QUARTER - FY 1955 (Continued)					
<u>Basic Aircraft Observer (New Production) (Cont'd)</u>					
BOAPE 1521 Aircraft Performance Engineer . . . . .	17	-	1	16	-
Armament Operations Officer 3241 . . . . .	-	-	-	-	-
Primary-Basic Observer (Non-Rated Officer) . . . . .	1,293	318	53	112	1,446
Primary Observer (Non-Rated Officer) . . . . .	-	-	-	-	-
Primary Observer, Upgrading . . . . .	-	-	-	-	-
Primary-Basic Observer, Upgrading . . . . .	564	50	14	206	394
Basic Observer, B-36, 47, 52 . . . . .	-	-	-	97	-
Basic Observer, B-57, 66 . . . . .	-	-	-	-	-
Basic Observer, RB-36, 47, 52 . . . . .	-	-	-	-	-
Basic Observer, B-29 Navigator . . . . .	-	-	-	-	-
Basic Observer, Intercept . . . . .	-	-	-	-	-
Basic Observer, Electronic Countermeasures . . . . .	-	-	-	-	-
Basic Observer, Aircraft Performance Engineer . . . . .	-	-	-	-	-
Basic Observer, B-47X . . . . .	-	-	-	-	-
<u>Advanced Observer Courses - Total</u> . . . . .	83	122	-	124	81
Intercept . . . . .	394	349	2	22	623
Aircraft Performance Engineer . . . . .	55	89	6	17	121
Electronic Countermeasures . . . . .	22	38	-	-	60
Strategic Bombardment . . . . .	97	50	3	10	122
Strategic Bombardment and Reconnaissance Training . . . . .	180	105	-	72	213
Tactical Bombardment and Reconnaissance Training . . . . .	11	32	-	-	43
Armament Operations Officer . . . . .	29	35	-	-	64
Aircraft Observer Technical, Upgrading . . . . .	252	24	3	105	168
Aircraft Observer Technical, Upgrading (K-Radar) . . . . .	-	7	-	-	7
Aircraft Observer Training for Pilots <u>E</u> . . . . .	282	103	-	148	237
<u>Familiarization and Special Courses - Total</u> . . . . .	129	564	-	553	140
Aircraft Observer Instructor School . . . . .	72	141	-	127	86
Commanders' Radar Bombing Familiarization . . . . .	8	71	-	73	6
Staff Officers ECM Familiarization . . . . .	-	282	-	282	-
Senior Staff Officers ECM Familiarization . . . . .	-	25	-	25	-
Radar Equipment Air Maintenance, Upgrading . . . . .	17	45	-	46	16
Senior Officer Technical Specialist . . . . .	32	-	-	-	32
<u>Combat Flying Training (Individual) - Total</u> . . . . .	1,550	2,050	40	1,987	1,573
Fighter, F-84, F-86 Phase I . . . . .	101	145	4	169	73
Fighter, F-84, Phase II . . . . .	3	-	-	3	-
Fighter, F-84 . . . . .	136	81	-	96	121
Fighter, F-86 . . . . .	176	101	3	137	137
Medium Bomb, Transition, B-29 . . . . .	136	288	7	265	152
Fighter, RF-80 . . . . .	-	-	-	-	-
Light Bomb, Jet B-57 . . . . .	118	155	2	151	120
Medium Bombardment, Jet B-47 . . . . .	382	666	5	625	418
Multi-Engine Transition Training, C-119 . . . . .	91	166	-	174	83
<u>Fighter Interceptor - Total</u> . . . . .	362	393	15	304	436
Instrument Pilot, Jet 112103 . . . . .	26	103	1	73	55
F-86D . . . . .	226	189	6	159	250
F-89D . . . . .	38	45	5	22	56
F-94C . . . . .	72	56	3	50	75
Interceptor Weapons Instructor School, F-86D . . . . .	17	33	2	34	14
Interceptor Weapons Instructor School, F-89D . . . . .	10	10	-	10	10
Interceptor Weapons Instructor School, F-94C . . . . .	16	12	-	19	9
<u>Advanced Pilot Training Multi-Engine - Total</u> . . . . .	2	-	2	-	-
B-25 . . . . .	1	-	1	-	-
T-29 . . . . .	1	-	1	-	-
B-50 . . . . .	-	-	-	-	-
<u>Atomic, Biological, and Chemical Warfare Training - Total</u> . . . . .	43	203	2	198	46
ABC Delivery Training - Fighter . . . . .	-	80	-	58	22
ABC Delivery Retrainer - Fighter . . . . .	-	-	-	-	-
ABC Instructor Training - Fighter . . . . .	-	24	1	11	12
ABC Delivery Training - Bombardment . . . . .	24	83	1	95	32

TABLE 196 - USAF FLYING TRAINING OF USAF PERSONNEL - FY 1955 (CONTINUED)

(See first page of this table for headnote)

TYPE OF TRAINING BY COURSE	UNDER INSTRUCTION BEGINNING OF PERIOD	DURING PERIOD			UNDER INSTRUCTION END OF PERIOD
		Entries	Losses	Graduates	
FOURTH QUARTER - FY 1955 (Continued)					
<u>Atomic, Biological, and Chemical Warfare Training (Cont'd)</u>					
ABC Delivery Instructor Training - Bomber. . . . .	19	16	1	34	-
ABC Delivery Retrainer - Bombardment . . . . .	-	-	-	-	-
<u>Air-Ground Operations School - Total</u> . . . . .	-	482	-	482	-
Air-Ground Operation Indoctrination. . . . .	-	367	-	367	-
Air-Ground Specialist. . . . .	-	85	-	85	-
Forward Air Controller . . . . .	-	30	-	30	-
<u>AIRMAN - TOTAL</u> . . . . .	<u>5,935</u>	<u>2,919</u>	<u>465</u>	<u>3,977</u>	<u>4,412</u>
Preflight Training (Pilot) . . . . .	257	476	46	234	453
<u>Undergraduate Pilot Training - Total</u> . . . . .	<u>2,923</u>	<u>785</u>	<u>210</u>	<u>1,789</u>	<u>1,709</u>
Primary. . . . .	1,140	266	95	624	687
<u>Basic - Total</u> . . . . .	<u>1,783</u>	<u>519</u>	<u>115</u>	<u>1,165</u>	<u>1,022</u>
Single Engine. . . . .	1,120	328	83	735	630
Multi-Engine . . . . .	663	191	32	430	392
<u>Diversified Training - Total</u> . . . . .	<u>19</u>	<u>544</u>	<u>7</u>	<u>362</u>	<u>194</u>
Ground Observer Training . . . . .	15	127	-	108	34
Combat Survival Training . . . . .	4	417	7	254	160
Survival Training Personnel Equipment Specialist	-	-	-	-	-
<u>Aircraft Observer and Related Training - Total</u> . . . . .	<u>2,728</u>	<u>1,097</u>	<u>202</u>	<u>1,581</u>	<u>2,042</u>
Preflight Training (Observer). . . . .	450	740	50	419	391
<u>Basic Aircraft Observer (New Production) - Total</u>	<u>2,073</u>	<u>504</u>	<u>138</u>	<u>980</u>	<u>1,459</u>
B-36, 47, 52 1521 Navigator-Bombardier . . . . .	-	-	-	-	-
RB-36, 47, 52 1521 Navigator-Bombardier . . . . .	-	-	-	-	-
RB-57, 66 1521 Navigator-Bombardier . . . . .	108	-	1	30	77
BON 1531 Navigator. . . . .	1	-	-	1	-
BOL 1561 Intercept. . . . .	4	-	1	1	2
BOECM 3021 Electronic Countermeasures. . . . .	75	-	1	72	2
BOAPE 4321 Aircraft Performance Engineer. . . . .	107	-	2	105	-
Armanent Operations Officer 3241 . . . . .	-	-	-	-	-
Primary-Basic Observer . . . . .	1,778	504	133	771	1,378
Primary Observer . . . . .	-	-	-	-	-
Flexible Gunnery Instructor. . . . .	8	-	-	-	8
Gunlaying System Mechanic Gunner, B-36 . . . . .	28	42	3	34	33
Aircraft Electrician Gunner, B-36. . . . .	14	15	1	18	10
Airborne ECM Specialist, B-36. . . . .	154	114	10	124	134
Turret System Mechanic Gunner, B-36. . . . .	-	6	-	-	6
Aircraft Observer Instructor School. . . . .	1	6	-	6	1
<u>Combat Flying Training (Individual) - Total</u> . . . . .	<u>8</u>	<u>17</u>	<u>-</u>	<u>11</u>	<u>14</u>
Four Engine Transition, B/RB-29. . . . .	2	12	-	2	12
Multi-Engine Transition Training, C-119. . . . .	6	5	-	9	2

a/ Preflight data does not audit because of holdover losses or gains (72 in Pilot Training and 13 in Observer Training).

b/ Rated and non-rated not shown separately prior to graduation from Basic Observer Courses.

c/ Basic Observer B-29N and BON combined for purposes of reporting.

d/ Fifty-seven Aviation Students reported as Officers in FY 1954.

e/ Students "Under Instruction 31 March 1955" transferred to Advanced ECM Observer.

f/ Seven Officers reported as Aviation Cadets and seven Officers omitted during previous year.

g/ "Aircraft Observer Training for Pilots" previously reported as "Basic Observer, B-47 Pilot".

h/ "Under Instruction 30 June 1954" included both F-84, Phase I and Phase II Training.

i/ Formerly reported as ABC Weapons Training.

j/ Air-Ground Operations School data reported in separate table in FY 1954 Statistical Digest.

k/ One hundred and three students under instruction when course was discontinued.

l/ Forty students transferred from Primary Observer Course to Primary Basic Observer Course (27 during first quarter, 13 during second quarter of FY 1955).

Source: Personnel Statistics Division, Directorate of Statistical Services, DCS/Comptroller.

TABLE 197 - USAF FLYING TRAINING FATALITIES OF USAF PERSONNEL - FY 1955

(Other fatalities reported in Flying Training during FY 1955 but not included in the figures below were: Air National Guard (4), 1 cadet in Primary Pilot Training, 1 officer in Basic Single Engine Pilot Training, and 2 officers in Combat Flying Training (1 in F-84 and 1 in F-86); Other (10), 1 Spanish officer, 2 Belgian cadets, 1 French cadet, and 1 Italian cadet in Basic Single Engine Pilot Training, and 2 Turkish officers, 2 Colombian officers and 1 Norwegian cadet in Combat Flying Training (F-84/86); USA (1), 1 officer in Army Primary Flight Training.)

TYPE OF TRAINING BY COURSE	TOTAL	FIRST QUARTER	SECOND QUARTER	THIRD QUARTER	FOURTH QUARTER
<u>TOTAL</u> . . . . .	<u>60</u>	<u>20</u>	<u>7</u>	<u>14</u>	<u>19</u>
<u>OFFICER - TOTAL</u> . . . . .	<u>40</u>	<u>12</u>	<u>4</u>	<u>10</u>	<u>14</u>
<u>Pilot - Total</u> . . . . .	<u>20</u>	<u>7</u>	<u>3</u>	<u>5</u>	<u>5</u>
<u>Undergraduate Pilot Training - Total</u> . . . . .	<u>16</u>	<u>6</u>	<u>1</u>	<u>5</u>	<u>4</u>
Primary . . . . .	5	1	-	3	1
<u>Basic - Total</u> . . . . .	<u>11</u>	<u>5</u>	<u>1</u>	<u>2</u>	<u>3</u>
Single Engine . . . . .	10	4	1	2	3
Multi-Engine . . . . .	1	1	-	-	-
<u>Miscellaneous Pilot Training - Total</u> . . . . .	<u>4</u>	<u>1</u>	<u>2</u>	-	<u>1</u>
Helicopter . . . . .	1	1	-	-	-
Jet Qualification . . . . .	2	-	2	-	-
<u>Instructor - Total</u> . . . . .	<u>1</u>	-	-	-	<u>1</u>
Fighter Weapons Instructor Course . . . . .	1	-	-	-	1
<u>Aircraft Observer and Related Training - Total</u> . . . . .	<u>1</u>	<u>1</u>	-	-	-
Primary-Basic Observer, Upgrading . . . . .	1	1	-	-	-
<u>Combat Flying Training (Individual) - Total</u> . . . . .	<u>19</u>	<u>4</u>	<u>1</u>	<u>5</u>	<u>9</u>
Fighter, F-84 . . . . .	2	1	-	-	1
Fighter, F-86 . . . . .	5	1	1	1	2
Light Bomb, B-57 . . . . .	3	-	-	2	1
Four Engine Transition Training (Conventional B-29) . . . . .	2	-	-	-	2
<u>Fighter Interceptor - Total</u> . . . . .	<u>3</u>	-	-	<u>1</u>	<u>2</u>
F-86D . . . . .	2	-	-	1	1
F-89D . . . . .	1	-	-	-	1
<u>Advanced Pilot Training, Multi Engine - Total</u> . . . . .	<u>2</u>	<u>2</u>	-	-	-
TB-25 . . . . .	2	2	-	-	-
Light Bomb, B-26 . . . . .	1	-	-	1	-
Interceptor Weapons School . . . . .	1	-	-	-	1
<u>AIRMAN - TOTAL</u> . . . . .	<u>20</u>	<u>8</u>	<u>3</u>	<u>4</u>	<u>5</u>
<u>Undergraduate Pilot Training - Total</u> . . . . .	<u>16</u>	<u>5</u>	<u>3</u>	<u>3</u>	<u>5</u>
Primary . . . . .	3	-	2	2	1
<u>Basic - Total</u> . . . . .	<u>13</u>	<u>5</u>	<u>3</u>	<u>1</u>	<u>4</u>
Single Engine . . . . .	12	4	3	1	4
Multi-Engine . . . . .	1	1	-	-	-
<u>Diversified Training - Total</u> . . . . .	<u>1</u>	-	-	<u>1</u>	-
Survival Training, Personnel Equipment Specialist . . . . .	1	-	-	1	-
<u>Aircraft Observer and Related Training - Total</u> . . . . .	<u>3</u>	<u>3</u>	-	-	-
Basic Observer, RB-57/66 . . . . .	3	3	-	-	-

Source: Personnel Statistics Division, Directorate of Statistical Services, DCS/Comptroller.





TABLE 198 - USAF FLYING TRAINING OF ARMY AND NAVY PERSONNEL - FY 1955 (CONTINUED)

(See first page of this table for headnote)

TYPE OF TRAINING BY COURSE	UNDER INSTRUCTION BEGINNING OF PERIOD		DURING PERIOD						UNDER INSTRUCTION END OF PERIOD	
			Entries		Losses		Graduates			
	Army	Navy	Army	Navy	Army	Navy	Army	Navy	Army	Navy
FIRST QUARTER - FY 1955 (Cont)										
<u>Combat Flying Training (Individual) - Total</u>	-	2	-	-	-	-	-	1	-	1
Fighter Interceptor, F-86D	-	2	-	-	-	-	-	1	-	1
<u>Air-Ground Operations School - Total</u>	-	-	449	32	-	-	404	29	45	3
Air-Ground Indoctrination Course	-	-	273	32	-	-	244	29	29	3
Air-Ground Specialist Course	-	-	176	-	-	-	160	-	16	-
<u>AIRMAN - TOTAL</u>	-	-	-	-	-	-	-	-	-	-
<u>Diversified Training - Total</u>	-	-	-	-	-	-	-	-	-	-
Combat Survival Training	-	-	-	-	-	-	-	-	-	-
SECOND QUARTER - FY 1955										
<u>TOTAL</u>	388	24	849	78	82	2	756	87	399	13
<u>OFFICER - TOTAL</u>	388	24	849	75	82	2	756	84	399	13
<u>Miscellaneous Pilot Training - Total</u>	343	5	414	1	82	-	276	2	399	1
Helicopter	44	-	73	-	1	-	91	-	25	-
Liaison (Army Primary Flight Training)	299	-	341	-	81	-	185	-	374	-
<u>Instructor - Total</u>	-	5	-	1	-	-	-	5	-	1
Fighter Gunnery	-	5	-	-	-	-	-	5	-	-
Basic Instructor School	-	-	-	1	-	-	-	-	-	1
Fighter Weapons Instructor Course	-	-	-	-	-	-	-	-	-	-
Senior Officers Jet Instrument Familiarization	-	-	-	-	-	-	-	-	-	-
<u>Diversified Training - Total</u>	-	15	-	59	-	2	-	60	-	12
Interceptor Controller	-	15	-	21	-	-	-	24	-	12
Tactical Air Controller	-	-	-	5	-	-	-	5	-	-
Combat Survival Training	-	-	-	33	-	2	-	31	-	-
Staff Officers Survival Familiarization	-	-	-	-	-	-	-	-	-	-
<u>Aircraft Observer and Related Training - Total</u>	-	-	-	-	-	-	-	-	-	-
Basic Observer, RB-56, 66, 1521	-	-	-	-	-	-	-	-	-	-
Navigator Bombardier	-	-	-	-	-	-	-	-	-	-
Primary Basic Observer Upgrading	-	-	-	-	-	-	-	-	-	-
Advanced Observer, ECM	-	-	-	-	-	-	-	-	-	-
Staff Officer ECM Familiarization	-	-	-	-	-	-	-	-	-	-
<u>Combat Flying Training (Individual) - Total</u>	-	1	-	-	-	-	-	1	-	-
Fighter Interceptor, F-86D	-	1	-	-	-	-	-	1	-	-
<u>Air-Ground Operations School - Total</u>	45	3	435	15	-	-	480	18	-	-
Air-Ground Indoctrination Course	29	3	281	15	-	-	310	18	-	-
Air-Ground Specialist Course	16	-	154	-	-	-	170	-	-	-
<u>AIRMAN - TOTAL</u>	-	-	-	3	-	-	-	3	-	-
<u>Diversified Training - Total</u>	-	-	-	3	-	-	-	3	-	-
Combat Survival Training	-	-	-	3	-	-	-	3	-	-
THIRD QUARTER - FY 1955										
<u>TOTAL</u>	399	13	845	123	92	5	745	99	407	32
<u>OFFICER - TOTAL</u>	399	13	845	119	92	3	745	97	407	32
<u>Miscellaneous Pilot Training - Total</u>	399	1	350	2	92	-	250	1	407	-
Helicopter	25	-	126	-	1	-	99	-	51	-
Liaison (Army Primary Flight Training)	374	-	223	-	91	-	150	-	356	-
<u>Instructor - Total</u>	-	1	-	2	-	-	-	3	-	-
Fighter Gunnery	-	1	-	-	-	-	-	3	-	-
Basic Instructor School	-	-	-	-	-	-	-	-	-	-
Fighter Weapons Instructor Course	-	-	-	2	-	-	-	1	-	-
Senior Officers Jet Instrument Familiarization	-	-	1	-	-	-	1	-	-	-

TABLE 198 - USAF FLYING TRAINING OF ARMY AND NAVY PERSONNEL - FY 1955 (CONTINUED)

(See first page of this table for headnote)

TYPE OF TRAINING BY COURSE	UNDER INSTRUCTION BEGINNING OF PERIOD		DURING PERIOD						UNDER INSTRUCTION END OF PERIOD	
			Entries		Losses		Graduates			
	Army	Navy	Army	Navy	Army	Navy	Army	Navy	Army	Navy
THIRD QUARTER - FY 1955 (Cont)										
Diversified Training - Total	-	12	3	88	-	3	3	66	-	31
Interceptor Controller	-	12	-	42	-	-	23	-	-	31
Tactical Air Controller	-	-	-	-	-	-	-	-	-	-
Combat Survival Training	-	-	3	46	-	3	3	43	-	-
Staff Officers Survival Familiarization	-	-	-	-	-	-	-	-	-	-
Aircraft Observer and Related Training - Total	-	-	11	2	-	-	11	1	-	1
Basic Observer, RB-56, 66, 1521	-	-	-	1	-	-	-	1	-	-
Navigator Bombardier	-	-	-	1	-	-	-	-	-	1
Primary Basic Observer Upgrading	-	-	-	-	-	-	-	-	-	-
Advanced Observer ECM	-	-	-	-	-	-	-	-	-	-
Staff Officer ECM Familiarization	-	-	11	-	-	-	11	-	-	-
Combat Flying Training (Individual) - Total	-	-	-	-	-	-	-	-	-	-
Fighter Interceptor, F-86D	-	-	-	-	-	-	-	-	-	-
Air-Ground Operations School - Total	-	-	481	27	-	-	481	27	-	-
Air-Ground Indoctrination Course	-	-	284	27	-	-	284	27	-	-
Air-Ground Specialist Course	-	-	197	-	-	-	197	-	-	-
AIRMAN - TOTAL	-	-	-	4	-	2	-	2	-	-
Diversified Training - Total	-	-	-	4	-	2	-	2	-	-
Combat Survival Training	-	-	-	4	-	2	-	2	-	-
FOURTH QUARTER - FY 1955										
TOTAL	407	32	1,149	120	116	4	1,023	115	417	33
OFFICER - TOTAL	407	32	1,149	111	116	3	1,023	109	417	31
Miscellaneous Pilot Training - Total	407	-	569	7	116	-	443	3	417	4
Helicopter	51	-	104	-	-	-	103	-	52	-
Liaison (Army Primary Flight Training)	356	-	462	-	116	-	338	-	364	-
Instructor - Total	-	-	-	7	-	-	-	3	-	4
Fighter Gunnery	-	-	-	-	-	-	-	-	-	-
Basic Instructor School	-	-	-	-	-	-	-	-	-	-
Fighter Weapons Instructor Course	-	-	-	7	-	-	-	3	-	4
Senior Officers Jet Instrument Familiarization	-	-	3	-	-	-	2	-	1	-
Diversified Training - Total	-	31	-	91	-	3	-	94	-	25
Interceptor Controller	-	31	-	34	-	3	-	46	-	16
Tactical Air Controller	-	-	-	-	-	-	-	-	-	-
Combat Survival Training	-	-	-	56	-	-	-	47	-	9
Staff Officers Survival Familiarization	-	-	-	1	-	-	-	1	-	-
Aircraft Observer and Related Training - Total	-	1	30	4	-	-	30	3	-	2
Basic Observer, RB-56, 66, 1521	-	-	-	-	-	-	-	-	-	-
Navigator Bombardier	-	-	-	-	-	-	-	-	-	-
Primary Basic Observer Upgrading	-	1	-	-	-	-	-	-	-	1
Advanced Observer, ECM	-	-	-	1	-	-	-	-	-	1
Staff Officer ECM Familiarization	-	-	30	3	-	-	30	3	-	-
Combat Flying Training (Individual) - Total	-	-	-	-	-	-	-	-	-	-
Fighter Interceptor, F-86D	-	-	-	-	-	-	-	-	-	-
Air-Ground Operations School - Total	-	-	550	9	-	-	550	9	-	-
Air-Ground Indoctrination Course	-	-	344	9	-	-	344	9	-	-
Air-Ground Specialist Course	-	-	206	-	-	-	206	-	-	-
AIRMAN - TOTAL	-	-	-	2	-	1	-	1	-	2
Diversified Training - Total	-	-	-	9	-	1	-	6	-	2
Combat Survival Training	-	-	-	9	-	1	-	6	-	2

Source: Personnel Statistics Division, Directorate of Statistical Services. DCS/Comptroller.

TABLE 199.- USAF FLYING TRAINING OF FOREIGN PERSONNEL - FY 1955

(Table below is a revision of Table 177, FY 1954; it includes a portion of Table 178, FY 1954.)

TYPE OF TRAINING BY COURSE	UNDER INSTRUCTION BEGINNING OF PERIOD	DURING PERIOD			UNDER INSTRUCTION END OF PERIOD
		Entries	Losses	Graduates	
FY 1955 - TOTAL					
<u>TOTAL</u> . . . . .	1,044	2,770	248	3,258	306
<u>OFFICER - TOTAL</u> . . . . .	300	1,478	100	1,511	167
<u>Pilot Training - Total</u> . . . . .	243	613	73	673	110
Preflight Training (Pilot) . . . . .	-	183	-	183	-
<u>Undergraduate Pilot Training - Total</u> . . . . .	208	288	69	349	78
Primary . . . . .	85	138	37	147	39
<u>Basic - Total</u> . . . . .	123	150	32	202	39
Single Engine . . . . .	110	137	30	178	39
Multi-Engine . . . . .	13	13	2	24	-
<u>Miscellaneous Pilot Training - Total</u> . . . . .	35	142	4	141	32
Helicopter . . . . .	5	29	2	23	9
Helicopter Familiarization . . . . .	-	3	-	3	-
Liaison (Army Primary Flight Training) . . . . .	4	9	1	12	-
<u>Transition - Total</u> . . . . .	-	13	-	11	2
Multi-Engine Conventional, B-26 . . . . .	-	10	-	8	2
Jet Qualification . . . . .	-	3	-	3	-
<u>Instructor - Total</u> . . . . .	26	87	1	91	21
Fighter Gunnery . . . . .	7	2	-	9	-
Instrument Pilot, Jet . . . . .	-	17	-	8	9
Instrument Pilot, Conventional . . . . .	7	26	1	26	6
Primary Instructor School . . . . .	6	10	-	13	3
Basic Instructor School . . . . .	6	18	-	24	-
Fighter Weapons Instructor School . . . . .	-	14	-	11	3
Field Officer Fighter Weapons Course . . . . .	-	1	-	1	-
<u>Diversified Training - Total</u> . . . . .	13	94	-	99	8
Interceptor Controller . . . . .	12	87	-	91	8
Tactical Air Controller . . . . .	-	3	-	3	-
Flying Training Supervisory School . . . . .	1	-	-	1	-
Ground Observer Course . . . . .	-	3	-	3	-
Staff Officer Survival Familiarization . . . . .	-	1	-	1	-
<u>Aircraft Observer and Related Training - Total</u> . . . . .	7	43	1	47	2
Primary-Basic Observer Course . . . . .	-	2	-	-	2
Electronic Countermeasures 3021 . . . . .	4	10	1	13	-
Basic Observer, B-47X . . . . .	2	1	-	3	-
Commanders' Radar Bombing Familiarization . . . . .	1	1	-	2	-
Staff Officers ECM Familiarization . . . . .	-	29	-	29	-
<u>Combat Flying Training (Individual) - Total</u> . . . . .	37	673	26	637	47
Fighter, F-84, F-86, Phase I . . . . .	36	326	15	325	22
Fighter, F-84, Phase II . . . . .	1	274	8	255	12
Fighter, F-86, Phase II . . . . .	-	60	1	46	13
Fighter Interceptor, F-86D . . . . .	-	6	1	5	-
Instrument Pilot, Jet, 112103 . . . . .	-	2	1	1	-
Multi-Engine, TC-47 . . . . .	-	5	-	5	-
Air-Ground Operations School . . . . .	-	55	-	55	-
<u>AIRMAN - TOTAL</u> . . . . .	744	1,292	148	1,749	139
Preflight Training (Pilot) . . . . .	6	204	6	204	-
<u>Undergraduate Pilot Training - Total</u> . . . . .	567	462	129	781	119
Primary . . . . .	205	173	40	278	60
<u>Basic - Total</u> . . . . .	362	289	89	503	59
Single Engine . . . . .	342	265	88	465	54
Multi-Engine . . . . .	20	24	1	38	5
<u>Miscellaneous Pilot Training - Total</u> . . . . .	4	8	1	11	-
Helicopter . . . . .	4	8	1	11	-
<u>Aircraft Observer and Related Training - Total</u> . . . . .	-	1	-	-	1
Primary-Basic Observer Course . . . . .	-	1	-	-	1
<u>Combat Flying Training (Individual) - Total</u> . . . . .	167	617	12	753	19
Fighter, F-84, Phase I . . . . .	101	254	11	343	1
Fighter, F-84, Phase II . . . . .	66	363	1	410	18

TABLE 199 -- USAF FLYING TRAINING OF FOREIGN PERSONNEL -- FY 1955 (CONTINUED)

(See first page of this table for headnote)

TYPE OF TRAINING BY COURSE	UNDER INSTRUCTION BEGINNING OF PERIOD	DURING PERIOD			UNDER INSTRUCTION END OF PERIOD
		Entries	Losses	Graduates	
FIRST QUARTER - FY 1955					
<u>TOTAL</u> . . . . .	<u>1,044</u>	<u>1,140</u>	<u>72</u>	<u>1,313</u>	<u>799</u>
<u>OFFICER - TOTAL</u> . . . . .	<u>300</u>	<u>528</u>	<u>17</u>	<u>461</u>	<u>350</u>
<u>Pilot Training - Total</u> . . . . .	<u>243</u>	<u>213</u>	<u>12</u>	<u>259</u>	<u>185</u>
Preflight Training (Pilot) . . . . .	-	51	-	51	-
<u>Undergraduate Pilot Training - Total</u> . . . . .	<u>208</u>	<u>138</u>	<u>9</u>	<u>171</u>	<u>166</u>
Primary . . . . .	85	54	5	72	62
<u>Basic - Total</u> . . . . .	<u>123</u>	<u>84</u>	<u>4</u>	<u>99</u>	<u>104</u>
Single Engine . . . . .	110	75	3	83	99
Multi-Engine . . . . .	13	9	1	16	5
<u>Miscellaneous Pilot Training - Total</u> . . . . .	<u>35</u>	<u>24</u>	<u>3</u>	<u>37</u>	<u>19</u>
Helicopter . . . . .	5	1	2	3	1
Helicopter Familiarization . . . . .	-	-	-	-	-
Liaison (Army Primary Flight Training) . . . . .	4	7	1	4	6
<u>Transition - Total</u> . . . . .	<u>-</u>	<u>-</u>	<u>-</u>	<u>-</u>	<u>-</u>
Multi-Engine Conventional, B-26 . . . . .	-	-	-	-	-
Jet Qualification . . . . .	-	-	-	-	-
<u>Instructor - Total</u> . . . . .	<u>26</u>	<u>16</u>	<u>-</u>	<u>30</u>	<u>12</u>
Fighter Gunnery . . . . .	7	2	-	7	2
Instrument Pilot, Jet . . . . .	-	3	-	1	2
Instrument Pilot, Conventional . . . . .	7	4	-	7	4
Primary-Instructor School . . . . .	6	5	-	7	4
Basic Instructor School . . . . .	6	2	-	8	-
Fighter Weapons Instructor Course . . . . .	-	-	-	-	-
Field Officer Fighter Weapons Course . . . . .	-	-	-	-	-
<u>Diversified Training - Total</u> . . . . .	<u>13</u>	<u>44</u>	<u>-</u>	<u>18</u>	<u>39</u>
Interceptor Controller . . . . .	12	41	-	17	39
Tactical Air Controller . . . . .	-	-	-	-	-
Flying Training Supervisory School . . . . .	1	-	-	1	-
Ground Observer Course . . . . .	-	-	-	-	-
Staff Officer Survival Familiarization . . . . .	-	-	-	-	-
<u>Aircraft Observer and Related Training - Total</u> . . . . .	<u>7</u>	<u>8</u>	<u>-</u>	<u>3</u>	<u>12</u>
Primary-Basic Observer Course . . . . .	-	-	-	-	-
Electronic Countermeasures 3021 . . . . .	4	8	-	-	12
Basic Observer, B-47X . . . . .	2	-	-	2	-
Commanders' Radar Bombing Familiarization . . . . .	1	-	-	1	-
Staff Officers ECM Familiarization . . . . .	-	-	-	-	-
<u>Combat Flying Training (Individual) - Total</u> . . . . .	<u>37</u>	<u>249</u>	<u>5</u>	<u>169</u>	<u>112</u>
Fighter, F-84, F-86, Phase I . . . . .	36	123	3	130	26
Fighter, F-84, Phase II . . . . .	1	118	2	34	83
Fighter, F-86, Phase II . . . . .	-	2	-	-	2
Fighter Interceptor, F-86D . . . . .	-	-	-	-	-
Instrument Pilot, Jet, 112103 . . . . .	-	1	-	-	1
Multi-Engine, TC-47 . . . . .	-	5	-	5	-
Air-Ground Operations School . . . . .	-	14	-	12	2
<u>AIRMAN - TOTAL</u> . . . . .	<u>744</u>	<u>612</u>	<u>55</u>	<u>852</u>	<u>449</u>
Preflight Training (Pilot) . . . . .	6	63	6	63	-
<u>Undergraduate Pilot Training - Total</u> . . . . .	<u>567</u>	<u>244</u>	<u>48</u>	<u>416</u>	<u>347</u>
Primary . . . . .	205	80	16	142	127
<u>Basic - Total</u> . . . . .	<u>362</u>	<u>164</u>	<u>32</u>	<u>274</u>	<u>220</u>
Single Engine . . . . .	342	157	31	259	209
Multi-Engine . . . . .	20	7	1	15	11
<u>Miscellaneous Pilot Training - Total</u> . . . . .	<u>4</u>	<u>8</u>	<u>1</u>	<u>3</u>	<u>8</u>
Helicopter . . . . .	4	8	1	3	8
<u>Aircraft Observer and Related Training - Total</u> . . . . .	<u>-</u>	<u>-</u>	<u>-</u>	<u>-</u>	<u>-</u>
Primary-Basic Observer Course . . . . .	-	-	-	-	-
<u>Combat Flying Training (Individual) - Total</u> . . . . .	<u>167</u>	<u>297</u>	<u>-</u>	<u>370</u>	<u>24</u>
Fighter, F-84, Phase I . . . . .	101	141	-	204	38
Fighter, F-84, Phase II . . . . .	66	156	-	166	56

TABLE 199 - USAF FLYING TRAINING OF FOREIGN PERSONNEL - FY 1955 (CONTINUED)

(See first page of this table for headnote)

TYPE OF TRAINING BY COURSE	UNDER INSTRUCTION BEGINNING OF PERIOD	DURING PERIOD			UNDER INSTRUCTION END OF MONTH
		Entries	Losses	Graduates	
SECOND QUARTER - FY 1955					
<u>TOTAL</u> . . . . .	792	537	84	769	483
<u>OFFICER - TOTAL</u> . . . . .	350	328	34	391	253
<u>Pilot Training - Total</u> . . . . .	185	161	24	151	171
Preflight Training (Pilot) . . . . .	-	70	-	70	-
<u>Undergraduate Pilot Training - Total</u> . . . . .	166	66	24	58	150
Primary . . . . .	62	51	10	22	81
<u>Basic - Total</u> . . . . .	104	15	14	36	69
Single Engine . . . . .	99	11	13	29	68
Multi-Engine . . . . .	5	4	1	7	1
<u>Miscellaneous Pilot Training - Total</u> . . . . .	19	25	-	23	21
Helicopter . . . . .	1	8	-	2	7
Helicopter Familiarization . . . . .	-	3	-	3	-
Liaison (Army Primary Flight Training) . . . . .	6	2	-	3	5
<u>Transition - Total</u> . . . . .	-	6	-	-	6
Multi-Engine Conventional, B-26 . . . . .	-	6	-	-	6
Jet Qualification . . . . .	-	-	-	-	-
<u>Instructor - Total</u> . . . . .	12	6	-	15	3
Fighter Gunnery . . . . .	2	-	-	2	-
Instrument Pilot, Jet . . . . .	2	-	-	2	-
Instrument Pilot, Conventional . . . . .	4	3	-	4	3
Primary Instructor School . . . . .	4	-	-	4	-
Basic Instructor School, Jet . . . . .	-	3	-	3	-
Fighter Weapons Instructor School . . . . .	-	-	-	-	-
Field Officer Fighter Weapons Course . . . . .	-	-	-	-	-
<u>Diversified Training - Total</u> . . . . .	39	30	-	68	1
Interceptor Controller . . . . .	39	24	-	62	1
Tactical Air Controller . . . . .	-	3	-	3	-
Flying Training Supervisory School . . . . .	-	-	-	-	-
Ground Observer Course . . . . .	-	3	-	3	-
Staff Officer, Survival Familiarization . . . . .	-	-	-	-	-
<u>Aircraft Observer and Related Training - Total</u> . . . . .	12	11	-	10	13
Primary-Basic Observer Course . . . . .	-	-	-	-	-
Electronic Countermeasures 3021 . . . . .	12	2	-	1	13
Basic Observer, B-47X . . . . .	-	1	-	1	-
Commanders' Radar Bombing Familiarization . . . . .	-	-	-	-	-
Staff Officers ECM Familiarization . . . . .	-	8	-	8	-
<u>Combat Flying Training (Individual) - Total</u> . . . . .	112	119	10	153	68
Fighter, F-84, F-86, Phase I . . . . .	26	67	5	34	54
Fighter, F-84, Phase II . . . . .	83	46	3	116	10
Fighter, F-86, Phase II . . . . .	2	4	-	2	4
Fighter Interceptor, F-86D . . . . .	-	1	1	-	-
Instrument Pilot, Jet, 112103 . . . . .	1	1	1	1	-
Multi-Engine, TC-47 . . . . .	-	-	-	-	-
Air-Ground Operations School . . . . .	2	7	-	9	-
<u>AIRMAN - TOTAL</u> . . . . .	449	209	50	378	230
Preflight Training (Pilot) . . . . .	-	39	-	39	-
<u>Undergraduate Pilot Training - Total</u> . . . . .	347	57	45	150	209
Primary . . . . .	127	29	11	60	85
<u>Basic - Total</u> . . . . .	220	28	34	90	124
Single Engine . . . . .	209	28	34	79	124
Multi-Engine . . . . .	11	-	-	11	-
<u>Miscellaneous Pilot Training - Total</u> . . . . .	8	-	-	8	-
Helicopter . . . . .	8	-	-	8	-
<u>Aircraft Observer and Related Training - Total</u> . . . . .	-	-	-	-	-
Primary-Basic Observer Course . . . . .	-	-	-	-	-
<u>Combat Flying Training (Individual) - Total</u> . . . . .	94	113	5	181	21
Fighter, F-84, Phase I . . . . .	38	32	4	51	15
Fighter, F-84, Phase II . . . . .	56	81	1	130	6

TABLE 199 - USAF FLYING TRAINING OF FOREIGN PERSONNEL - FY 1955 (CONTINUED)

(See first page of this table for headnote)

TYPE OF TRAINING BY COURSE	UNDER INSTRUCTION BEGINNING OF PERIOD	DURING PERIOD			UNDER INSTRUCTION END OF PERIOD
		Entries	Losses	Graduates	
THIRD QUARTER - FY 1955					
<u>TOTAL</u> . . . . .	483	656	44	598	497
<u>OFFICER - TOTAL</u> . . . . .	253	323	25	304	247
<u>Pilot Training - Total</u> . . . . .	171	102	19	123	131
Preflight Training (Pilot) . . . . .	-	21	-	21	-
<u>Undergraduate Pilot Training - Total</u> . . . . .	150	52	19	75	115
Primary . . . . .	81	26	13	23	71
<u>Basic - Total</u> . . . . .	69	33	6	52	44
Single Engine . . . . .	68	33	6	51	44
Multi-Engine . . . . .	1	-	-	1	-
<u>Miscellaneous Pilot Training - Total</u> . . . . .	21	22	-	27	16
Helicopter . . . . .	7	2	-	7	2
Helicopter Familiarization . . . . .	-	-	-	-	-
Liaison (Army Primary Flight Training) . . . . .	5	-	-	5	-
<u>Transition - Total</u> . . . . .	6	3	-	9	-
Multi-Engine Conventional, B-26 . . . . .	6	2	-	8	-
Jet Qualification . . . . .	-	1	-	1	-
<u>Instructor - Total</u> . . . . .	3	17	-	6	14
Fighter Gunnery . . . . .	-	-	-	-	-
Instrument Pilot, Jet . . . . .	-	3	-	2	1
Instrument Pilot, Conventional . . . . .	3	4	-	3	4
Primary Instructor School . . . . .	-	2	-	1	1
Basic Instructor School . . . . .	-	8	-	-	8
Fighter Weapons Instructor School . . . . .	-	-	-	-	-
Field Officer Fighter Weapons Course . . . . .	-	-	-	-	-
<u>Diversified Training - Total</u> . . . . .	1	-	-	1	-
Interceptor Controller . . . . .	1	-	-	1	-
Tactical Air Controller . . . . .	-	-	-	-	-
Flying Training Supervisory School . . . . .	-	-	-	-	-
Ground Observer Course . . . . .	-	-	-	-	-
Staff Officer Survival Familiarization . . . . .	-	-	-	-	-
<u>Aircraft Observer and Related Training - Total</u> . . . . .	13	12	1	15	9
Primary-Basic Observer Course . . . . .	-	2	-	5	2
Electronic Countermeasures 3021 . . . . .	13	-	1	5	7
Basic Observer, B-47X . . . . .	-	-	-	-	-
Commanders' Radar Bombing Familiarization . . . . .	-	-	-	-	-
Staff Officers ECM Familiarization . . . . .	-	10	-	10	-
<u>Combat Flying Training (Individual) - Total</u> . . . . .	68	188	5	144	107
Fighter, F-84, F-86, Phase I . . . . .	54	88	4	94	44
Fighter, F-84, Phase II . . . . .	10	60	1	35	34
Fighter, F-86, Phase II . . . . .	4	35	-	14	25
Fighter Interceptor, F-86D . . . . .	-	5	-	1	4
Instrument Pilot, Jet, 112103 . . . . .	-	-	-	-	-
Multi-Engine, TC-47 . . . . .	-	-	-	-	-
Air-Ground Operations School . . . . .	-	21	-	21	-
<u>AIRMAN - TOTAL</u> . . . . .	230	333	19	294	250
Preflight Training (Pilot) . . . . .	-	84	-	84	-
<u>Undergraduate Pilot Training - Total</u> . . . . .	209	98	19	130	158
Primary . . . . .	85	36	8	33	80
<u>Basic - Total</u> . . . . .	124	62	11	97	78
Single Engine . . . . .	124	50	11	92	71
Multi-Engine . . . . .	-	12	-	5	7
<u>Miscellaneous Pilot Training - Total</u> . . . . .	-	-	-	-	-
Helicopter . . . . .	-	-	-	-	-
<u>Aircraft Observer and Related Training - Total</u> . . . . .	-	1	-	-	1
Primary-Basic Observer Course . . . . .	-	1	-	-	1
<u>Combat Flying Training (Individual) - Total</u> . . . . .	21	150	-	80	91
Fighter, F-84, Phase I . . . . .	15	91	-	51	55
Fighter, F-84, Phase II . . . . .	6	59	-	29	36

TABLE 199 - USAF FLYING TRAINING OF FOREIGN PERSONNEL - FY 1955 (CONTINUED)

(See first page of this table for headnote)

TYPE OF TRAINING BY COURSE	UNDER INSTRUCTION BEGINNING OF PERIOD	DURING PERIOD			UNDER INSTRUCTION END OF PERIOD
		Entries	Losses	Graduates	
FOURTH QUARTER - FY 1955					
<u>TOTAL</u> . . . . .	497	483	45	629	306
<u>OFFICER - TOTAL</u> . . . . .	247	299	24	355	167
<u>Pilot Training - Total</u> . . . . .	131	137	18	140	110
Preflight Training (Pilot) . . . . .	-	41	-	41	-
<u>Undergraduate Pilot Training - Total</u> . . . . .	115	25	17	45	78
Primary . . . . .	71	7	9	30	39
<u>Basic - Total</u> . . . . .	44	18	8	15	39
Single Engine . . . . .	44	18	8	15	39
Multi-Engine . . . . .	-	-	-	-	-
<u>Miscellaneous Pilot Training - Total</u> . . . . .	16	71	1	54	32
Helicopter . . . . .	2	18	-	11	9
Helicopter Familiarization . . . . .	-	-	-	-	-
Liaison (Army Primary Flight Training) . . . . .	-	-	-	-	-
<u>Transition - Total</u> . . . . .	-	4	-	2	2
Multi-Engine Conventional, B-26 . . . . .	-	2	-	-	2
Jet Qualification . . . . .	-	2	-	2	-
<u>Instructor - Total</u> . . . . .	14	48	1	40	21
Fighter Gunnery . . . . .	-	-	-	-	-
Instrument Pilot, Jet . . . . .	1	11	-	3	9
Instrument Pilot, Conventional . . . . .	4	15	1	12	6
Primary Instructor School . . . . .	1	3	-	1	3
Basic Instructor School . . . . .	8	5	-	13	-
Fighter Weapons Instructor School . . . . .	-	14	-	11	3
Field Officer Fighter Weapons Course . . . . .	-	1	-	1	-
<u>Diversified Training - Total</u> . . . . .	-	20	-	12	8
Interceptor Controller . . . . .	-	19	-	11	8
Tactical Air Controller . . . . .	-	-	-	-	-
Flying Training Supervisory School . . . . .	-	-	-	-	-
Ground Observer Course . . . . .	-	-	-	-	-
Staff Officer Survival Familiarization . . . . .	-	1	-	1	-
<u>Aircraft Observer and Related Training - Total</u> . . . . .	9	12	-	19	2
Primary-Basic Observer Course . . . . .	2	-	-	-	2
Electronic Countermeasures 302L . . . . .	7	-	-	7	-
Basic Observer, B-47X . . . . .	-	-	-	-	-
Commanders' Radar Bombing Familiarization . . . . .	-	1	-	1	-
Staff Officers ECM Familiarization . . . . .	-	11	-	11	-
<u>Combat Flying Training (Individual) - Total</u> . . . . .	107	117	6	171	47
Fighter, F-84, F-86, Phase I . . . . .	44	48	3	67	22
Fighter, F-84, Phase II . . . . .	34	50	2	70	12
Fighter, F-86, Phase II . . . . .	25	19	1	30	13
Fighter Interceptor, F-86D . . . . .	4	-	-	1	-
Instrument Pilot, Jet, 112103 . . . . .	-	-	-	-	-
Multi-Engine, TC-47 . . . . .	-	-	-	-	-
Air-Ground Operations School . . . . .	-	13	-	13	-
<u>AIRMAN - TOTAL</u> . . . . .	250	184	21	274	139
Preflight Training (Pilot) . . . . .	-	29	-	29	-
<u>Undergraduate Pilot Training - Total</u> . . . . .	158	63	17	85	119
Primary . . . . .	80	28	5	43	60
<u>Basic - Total</u> . . . . .	78	35	12	42	59
Single Engine . . . . .	71	30	12	35	54
Multi-Engine . . . . .	7	5	-	7	5
<u>Miscellaneous Pilot Training - Total</u> . . . . .	-	-	-	-	-
Helicopter . . . . .	-	-	-	-	-
<u>Aircraft Observer and Related Training - Total</u> . . . . .	1	-	-	-	1
Primary-Basic Observer Course . . . . .	1	-	-	-	1
<u>Combat Flying Training (Individual) - Total</u> . . . . .	91	92	4	160	19
Fighter, F-84, Phase I . . . . .	55	25	4	75	1
Fighter, F-84, Phase II . . . . .	36	67	-	85	18

Source: Personnel Statistics Division, Directorate of Statistical Services, DCS/Comptroller.



TABLE 200 - TECHNICAL TRAINING OF USAF OFFICERS BY AIR TRAINING COMMAND - FY 1955

(Table below is a modification of Table 179, FY 1954)

OCCUPATIONAL AREA	UNDER INSTRUCTION (BEGINNING OF PERIOD)	DURING PERIOD			UNDER INSTRUCTION (END OF PERIOD)
		Entries	Losses	Graduates	
<b>OFFICERS</b>					
<u>FY 1955 - TOTAL</u> . . . . .	<u>3,111</u>	<u>7,638</u>	<u>537</u>	<u>8,507</u>	<u>1,705</u>
Combat and Operations . . . . .	-	1,148	2	1,044	102
Intelligence and Psychological Warfare . . . . .	335	613	24	719	205
Photography and Cartography . . . . .	30	47	2	65	10
Weather . . . . .	-	132	1	115	16
Communications-Electronics . . . . .	1,511	1,050	384	1,823	354
Armament . . . . .	239	690	17	692	220
Maintenance Engineering . . . . .	234	1,113	16	979	352
Installation Engineering . . . . .	-	-	-	-	-
Transportation . . . . .	-	185	4	137	44
Supply . . . . .	296	772	9	872	187
Production Procurement . . . . .	-	13	-	6	7
Comptroller . . . . .	56	200	11	218	27
Administrative Services . . . . .	-	-	-	-	-
Information Services . . . . .	-	-	-	-	-
Personnel . . . . .	223	657	19	716	145
Education and Training . . . . .	34	474	30	444	34
Security, Investigation and Law Enforce	131	64	1	194	-
Legal . . . . .	-	-	-	-	-
Chaplains . . . . .	-	-	-	-	-
Research and Development . . . . .	-	-	-	-	-
Medical . . . . .	3	18	16	5	-
Special Courses . . . . .	19	462	1	478	2
<u>FIRST QUARTER - TOTAL</u> . . . . .	<u>3,111</u>	<u>1,880</u>	<u>217</u>	<u>2,374</u>	<u>2,400</u>
Combat and Operations . . . . .	-	-	-	-	-
Intelligence and Psychological Warfare . . . . .	335	198	6	211	316
Photography and Cartography . . . . .	30	12	-	16	26
Weather . . . . .	-	15	-	-	15
Communications-Electronics . . . . .	1,511	559	200	780	1,090
Armament . . . . .	239	100	3	139	197
Maintenance Engineering . . . . .	234	274	1	280	227
Installation Engineering . . . . .	-	-	-	-	-
Transportation . . . . .	-	20	-	20	-
Supply . . . . .	296	199	2	355	138
Production Procurement . . . . .	-	-	-	-	-
Comptroller . . . . .	56	52	1	72	35
Administrative Services . . . . .	-	-	-	-	-
Information Services . . . . .	-	-	-	-	-
Personnel . . . . .	223	171	2	199	193
Education and Training . . . . .	34	137	-	109	62
Security, Investigation and Law Enforce	131	64	1	130	64
Legal . . . . .	-	-	-	-	-
Chaplains . . . . .	-	-	-	-	-
Research and Development . . . . .	-	-	-	-	-
Medical . . . . .	3	18	1	5	15
Special Courses . . . . .	19	61	-	58	22
<u>SECOND QUARTER - TOTAL</u> . . . . .	<u>2,400</u>	<u>1,545</u>	<u>186</u>	<u>1,863</u>	<u>1,896</u>
Combat and Operations . . . . .	-	-	-	-	-
Intelligence and Psychological Warfare . . . . .	316	145	6	229	226
Photography and Cartography . . . . .	26	22	1	28	19
Weather . . . . .	15	41	-	56	-
Communications-Electronics . . . . .	1,090	176	154	457	655
Armament . . . . .	197	304	6	231	264
Maintenance Engineering . . . . .	227	238	-	205	260
Installation Engineering . . . . .	-	-	-	-	-
Transportation . . . . .	-	42	-	-	42
Supply . . . . .	138	171	2	162	145
Production Procurement . . . . .	-	-	-	-	-
Comptroller . . . . .	35	60	-	52	43
Administrative Services . . . . .	-	-	-	-	-
Information Services . . . . .	-	-	-	-	-
Personnel . . . . .	193	148	2	164	175
Education and Training . . . . .	62	79	-	83	58
Security, Investigation and Law Enforce	64	-	-	64	-

TABLE 200 - TECHNICAL TRAINING OF USAF OFFICERS BY AIR TRAINING COMMAND - FY 1955 (CONTINUED)

(See first page of this table for headnote)

OCCUPATIONAL AREA	UNDER INSTRUCTION (BEGINNING OF PERIOD)	DURING PERIOD			UNDER INSTRUCTION (END OF PERIOD)
		Entries	Losses	Graduates	
OFFICERS - CONTINUED					
<u>SECOND QUARTER - Continued</u>					
Legal . . . . .	-	-	-	-	-
Chaplains . . . . .	-	-	-	-	-
Research and Development . . . . .	-	-	-	-	-
Medical . . . . .	15	-	15	-	-
Special Courses . . . . .	22	119	-	132	9
<u>THIRD QUARTER - TOTAL</u> . . . . .	<u>1,896</u>	<u>1,847</u>	<u>44</u>	<u>1,824</u>	<u>1,875</u>
Combat and Operations . . . . .	-	380	-	322	58
Intelligence and Psychological Warfare . . . . .	226	146	4	168	200
Photography and Cartography . . . . .	19	4	-	10	13
Weather . . . . .	-	38	-	20	18
Communications-Electronics . . . . .	655	166	12	302	507
Armament . . . . .	264	109	6	145	222
Maintenance Engineering . . . . .	260	244	11	197	296
Installation Engineering . . . . .	-	-	-	-	-
Transportation . . . . .	42	52	-	59	35
Supply . . . . .	145	191	2	153	181
Production Procurement . . . . .	-	6	-	-	6
Comptroller . . . . .	43	48	1	53	37
Administrative Services . . . . .	-	-	-	-	-
Information Services . . . . .	-	-	-	-	-
Personnel . . . . .	175	189	4	165	195
Education and Training . . . . .	58	150	4	107	97
Security, Investigation and Law Enforce	-	-	-	-	-
Legal . . . . .	-	-	-	-	-
Chaplains . . . . .	-	-	-	-	-
Research and Development . . . . .	-	-	-	-	-
Medical . . . . .	-	-	-	-	-
Special Courses . . . . .	9	124	-	123	10
<u>FOURTH QUARTER - TOTAL</u> . . . . .	<u>1,875</u>	<u>2,366</u>	<u>90</u>	<u>2,446</u>	<u>1,705</u>
Combat and Operations . . . . .	58	768	2	722	102
Intelligence and Psychological Warfare . . . . .	200	124	8	111	205
Photography and Cartography . . . . .	13	9	1	11	10
Weather . . . . .	18	38	1	39	16
Communications-Electronics . . . . .	507	149	18	284	354
Armament . . . . .	222	177	2	177	220
Maintenance Engineering . . . . .	296	357	4	297	352
Installation Engineering . . . . .	-	-	-	-	-
Transportation . . . . .	35	71	4	58	44
Supply . . . . .	181	211	3	202	187
Production Procurement . . . . .	6	7	-	6	7
Comptroller . . . . .	37	40	9	41	27
Administrative Services . . . . .	-	-	-	-	-
Information Services . . . . .	-	-	-	-	-
Personnel . . . . .	195	149	11	188	145
Education and Training . . . . .	97	108	26	145	34
Security, Investigation and Law Enforce	-	-	-	-	-
Legal . . . . .	-	-	-	-	-
Chaplains . . . . .	-	-	-	-	-
Research and Development . . . . .	-	-	-	-	-
Medical . . . . .	-	-	-	-	-
Special Courses . . . . .	10	158	1	165	2

SOURCE: Personnel Statistics Division, Directorate of Statistical Services, DCS/Comptroller.

TABLE 201 - TECHNICAL TRAINING OF AIRMEN BY AIR TRAINING COMMAND - FY 1955

(Table below is a modification of Table 179, FY 1954)

CAREER FIELD	UNDER INSTRUCTION (BEGINNING OF PERIOD)	DURING PERIOD			UNDER INSTRUCTION (END OF PERIOD)
		Entries	Losses	Graduates	
<b>AIRMEN</b>					
<u>FY 1955 - TOTAL</u> . . . . .	<u>40,519</u>	<u>150,051</u>	<u>21,143</u>	<u>124,061</u>	<u>45,366</u>
COMBAT SUPPORT - TOTAL . . . . .	5,012	24,117	3,237	18,467	7,425
ELECTRONIC ENGINEERING - TOTAL . . . . .	16,276	43,199	12,617	29,889	16,969
MAINTENANCE ENGINEERING - TOTAL . . . . .	14,113	49,106	2,810	46,104	14,305
MAINTENANCE CRAFTS AND TRADES - TOTAL . . . . .	157	1,537	161	947	586
LOGISTICS - TOTAL . . . . .	1,712	9,610	595	8,741	1,986
PERSONNEL AND ADMINISTRATION - TOTAL . . . . .	1,986	15,634	1,219	13,651	2,750
COMPTROLLER - TOTAL . . . . .	469	1,880	174	1,734	441
SPECIAL ACTIVITIES - TOTAL . . . . .	794	4,968	330	4,528	904
<u>FIRST QUARTER - TOTAL</u> . . . . .	<u>40,519</u>	<u>42,391</u>	<u>10,877</u>	<u>29,173</u>	<u>42,860</u>
Combat Support . . . . .	5,012	5,918	1,847	3,778	5,305
Electronic Engineering . . . . .	16,276	17,403	7,840	8,572	17,267
Maintenance Engineering . . . . .	14,113	11,227	638	10,355	14,347
Maintenance Crafts and Trades . . . . .	157	326	25	296	162
Logistics . . . . .	1,712	2,196	142	2,015	1,751
Personnel and Administration . . . . .	1,986	3,315	296	2,801	2,204
Comptroller . . . . .	469	360	34	465	330
Special Activities . . . . .	794	1,646	55	891	1,494
<u>SECOND QUARTER - TOTAL</u> . . . . .	<u>42,860</u>	<u>29,155</u>	<u>2,657</u>	<u>28,846</u>	<u>40,512</u>
Combat Support . . . . .	5,305	4,911	358	4,440	5,418
Electronic Engineering . . . . .	17,267	6,937	1,120	6,477	16,607
Maintenance Engineering . . . . .	14,347	9,990	729	11,082	12,526
Maintenance Crafts and Trades . . . . .	162	270	18	197	217
Logistics . . . . .	1,751	2,260	88	2,139	1,784
Personnel and Administration . . . . .	2,204	3,394	244	2,762	2,592
Comptroller . . . . .	330	448	26	310	442
Special Activities . . . . .	1,494	945	74	1,439	926
<u>THIRD QUARTER - TOTAL</u> . . . . .	<u>40,512</u>	<u>37,740</u>	<u>3,027</u>	<u>30,996</u>	<u>44,229</u>
Combat Support . . . . .	5,418	6,512	384	4,680	6,866
Electronic Engineering . . . . .	16,607	8,359	1,088	6,902	16,976
Maintenance Engineering . . . . .	12,526	13,786	848	11,362	14,102
Maintenance Crafts and Trades . . . . .	217	214	88	185	158
Logistics . . . . .	1,784	2,510	167	2,303	1,824
Personnel and Administration . . . . .	2,592	4,504	263	3,952	2,881
Comptroller . . . . .	442	556	43	441	514
Special Activities . . . . .	926	1,299	146	1,171	908
<u>FOURTH QUARTER - TOTAL</u> . . . . .	<u>44,229</u>	<u>40,765</u>	<u>4,582</u>	<u>35,046</u>	<u>45,366</u>
Combat Support . . . . .	6,866	6,776	648	5,569	7,425
Electronic Engineering . . . . .	16,976	10,500	2,569	7,938	16,969
Maintenance Engineering . . . . .	14,102	14,103	595	13,305	14,305
Maintenance Crafts and Trades . . . . .	158	727	30	269	586
Logistics . . . . .	1,824	2,644	198	2,284	1,986
Personnel and Administration . . . . .	2,881	4,421	416	4,136	2,750
Comptroller . . . . .	514	516	71	518	441
Special Activities . . . . .	908	1,078	55	1,027	904

SOURCE: Personnel Statistics Division, Directorate of Statistical Services, DCS/Comptroller.

TABLE 202 - TECHNICAL TRAINING OF WAF PERSONNEL BY AIR TRAINING COMMAND - FY 1955

(Table below is a modification of Table 180, FY 1954)

OCCUPATIONAL AREA	UNDER INSTRUCTION (BEGINNING OF PERIOD)	DURING PERIOD			UNDER INSTRUCTION (END OF PERIOD)
		Entries	Losses	Graduates	
OFFICERS					
FY 1955					
<u>TOTAL</u> . . . . .	<u>11</u>	<u>73</u>	<u>10</u>	<u>62</u>	<u>12</u>
Intelligence and Psychological Warfare . . . . .	1	2	-	2	1
Communications and Electronics . . . . .	6	1	1	6	-
Armament . . . . .	-	1	-	-	1
Supply . . . . .	1	-	-	1	-
Comptroller . . . . .	-	2	1	1	-
Personnel . . . . .	3	23	3	14	9
Education and Training . . . . .	-	17	4	12	1
Special Courses . . . . .	-	27	1	26	-
FIRST QUARTER					
<u>TOTAL</u> . . . . .	<u>11</u>	<u>8</u>	-	<u>2</u>	<u>10</u>
Intelligence and Psychological Warfare . . . . .	1	-	-	-	1
Communications and Electronics . . . . .	6	-	-	1	5
Armament . . . . .	-	-	-	-	-
Supply . . . . .	1	-	-	1	-
Comptroller . . . . .	-	-	-	-	-
Personnel . . . . .	3	2	-	3	2
Education and Training . . . . .	-	6	-	4	2
Special Courses . . . . .	-	-	-	-	-
SECOND QUARTER					
<u>TOTAL</u> . . . . .	<u>10</u>	<u>19</u>	<u>7</u>	<u>8</u>	<u>14</u>
Intelligence and Psychological Warfare . . . . .	1	1	-	2	-
Communications and Electronics . . . . .	5	1	1	3	2
Armament . . . . .	-	1	-	-	1
Supply . . . . .	-	-	-	-	-
Comptroller . . . . .	-	2	1	-	1
Personnel . . . . .	2	8	3	2	5
Education and Training . . . . .	2	6	2	1	5
Special Courses . . . . .	-	-	-	-	-
THIRD QUARTER					
<u>TOTAL</u> . . . . .	<u>14</u>	<u>4</u>	-	<u>12</u>	<u>6</u>
Intelligence and Psychological Warfare . . . . .	-	-	-	-	-
Communications and Electronics . . . . .	2	-	-	-	2
Armament . . . . .	1	-	-	-	1
Supply . . . . .	-	-	-	-	-
Comptroller . . . . .	1	-	-	1	-
Personnel . . . . .	5	3	-	7	1
Education and Training . . . . .	5	1	-	4	2
Special Courses . . . . .	-	-	-	-	-
FOURTH QUARTER					
<u>TOTAL</u> . . . . .	<u>6</u>	<u>42</u>	<u>3</u>	<u>33</u>	<u>12</u>
Intelligence and Psychological Warfare . . . . .	-	1	-	-	1
Communications and Electronics . . . . .	2	-	-	2	-
Armament . . . . .	1	-	-	-	1
Supply . . . . .	-	-	-	-	-
Comptroller . . . . .	-	-	-	-	-
Personnel . . . . .	1	10	-	2	9
Education and Training . . . . .	2	4	2	3	1
Special Courses . . . . .	-	27	1	26	-

TABLE 202 - TECHNICAL TRAINING OF WAF PERSONNEL BY AIR TRAINING COMMAND - FY 1955 (CONTINUED)

(See first page of this table for headnote)

CAREER FIELD	UNDER INSTRUCTION (BEGINNING OF PERIOD)	DURING PERIOD			UNDER INSTRUCTION (END OF PERIOD)
		Entries	Losses	Graduates	
AIRMEN					
FY 1955					
TOTAL . . . . .	<u>737</u>	<u>1,559</u>	<u>217</u>	<u>1,902</u>	<u>177</u>
Combat Support . . . . .	157	369	52	442	32
Electronic Engineering . . . . .	62	36	24	68	6
Maintenance Engineering . . . . .	47	8	14	41	-
Maintenance Crafts and Trades . . . . .	2	18	1	6	13
Logistics . . . . .	157	258	19	382	14
Personnel and Administration . . . . .	264	703	90	789	88
Comptroller . . . . .	48	167	17	174	24
Special Activities . . . . .	-	-	-	-	-
FIRST QUARTER					
TOTAL . . . . .	<u>737</u>	<u>421</u>	<u>78</u>	<u>734</u>	<u>346</u>
Combat Support . . . . .	157	79	30	160	46
Electronic Engineering . . . . .	62	15	15	57	5
Maintenance Engineering . . . . .	47	8	11	12	32
Maintenance Crafts and Trades . . . . .	2	4	1	-	5
Logistics . . . . .	157	79	10	173	53
Personnel and Administration . . . . .	264	197	10	288	163
Comptroller . . . . .	48	39	1	44	42
Special Activities . . . . .	-	-	-	-	-
SECOND QUARTER					
TOTAL . . . . .	<u>346</u>	<u>401</u>	<u>32</u>	<u>313</u>	<u>402</u>
Combat Support . . . . .	46	125	4	65	102
Electronic Engineering . . . . .	5	2	-	3	4
Maintenance Engineering . . . . .	32	-	3	15	14
Maintenance Crafts and Trades . . . . .	5	4	-	1	8
Logistics . . . . .	53	40	6	48	39
Personnel and Administration . . . . .	163	184	10	148	189
Comptroller . . . . .	42	46	9	33	46
Special Activities . . . . .	-	-	-	-	-
THIRD QUARTER					
TOTAL . . . . .	<u>402</u>	<u>536</u>	<u>26</u>	<u>550</u>	<u>362</u>
Combat Support . . . . .	102	128	6	172	52
Electronic Engineering . . . . .	4	16	2	1	17
Maintenance Engineering . . . . .	14	-	-	14	-
Maintenance Crafts and Trades . . . . .	8	3	-	4	7
Logistics . . . . .	39	120	2	87	70
Personnel and Administration . . . . .	189	219	12	220	176
Comptroller . . . . .	46	50	4	52	40
Special Activities . . . . .	-	-	-	-	-
FOURTH QUARTER					
TOTAL . . . . .	<u>362</u>	<u>201</u>	<u>81</u>	<u>305</u>	<u>177</u>
Combat Support . . . . .	52	37	12	45	32
Electronic Engineering . . . . .	17	3	7	7	6
Maintenance Engineering . . . . .	-	-	-	-	-
Maintenance Crafts and Trades . . . . .	7	7	-	1	13
Logistics . . . . .	70	19	1	74	14
Personnel and Administration . . . . .	176	103	58	133	88
Comptroller . . . . .	40	32	3	45	24
Special Activities . . . . .	-	-	-	-	-

SOURCE: Personnel Statistics Division, Directorate of Statistical Services, DCS/Comptroller

TABLE 203 - TECHNICAL TRAINING OF US ARMY PERSONNEL BY AIR TRAINING COMMAND - FY 1955

(Table below is a modification of Table 181, FY 1954)

TYPE OF PERSONNEL	UNDER INSTRUCTION (BEGINNING OF PERIOD)	DURING PERIOD			UNDER INSTRUCTION (END OF PERIOD)
		Entries	Losses	Graduates	
<u>FY 1955 - TOTAL</u> . . . . .	<u>1,064</u>	<u>1,517</u>	<u>82</u>	<u>2,444</u>	<u>55</u>
<u>OFFICER - TOTAL</u> . . . . .	-	-	-	-	-
<u>AIRMAN - TOTAL</u> . . . . .	<u>1,064</u>	<u>1,517</u>	<u>82</u>	<u>2,444</u>	<u>55</u>
<u>First Quarter - Total</u> . . . . .	<u>1,064</u>	<u>717</u>	<u>28</u>	<u>1,014</u>	<u>739</u>
Officers . . . . .	-	-	-	-	-
Airmen . . . . .	1,064	717	28	1,014	739
<u>Second Quarter - Total</u> . . . . .	<u>739</u>	<u>529</u>	<u>23</u>	<u>688</u>	<u>557</u>
Officers' . . . . .	-	-	-	-	-
Airmen . . . . .	739	529	23	688	557
<u>Third Quarter - Total</u> . . . . .	<u>557</u>	<u>194</u>	<u>19</u>	<u>535</u>	<u>197</u>
Officers . . . . .	-	-	-	-	-
Airmen . . . . .	557	194	19	535	197
<u>Fourth Quarter - Total</u> . . . . .	<u>197</u>	<u>77</u>	<u>12</u>	<u>207</u>	<u>55</u>
Officers . . . . .	-	-	-	-	-
Airmen . . . . .	197	77	12	207	55

SOURCE: Personnel Statistics Division, Directorate of Statistical Services, DCS/Comptroller

TABLE 204 - TECHNICAL TRAINING OF US NAVY PERSONNEL BY AIR TRAINING COMMAND - FY 1955

(Table below is a modification of Table 182, FY 1954)

TYPE OF PERSONNEL	UNDER INSTRUCTION (BEGINNING OF PERIOD)	DURING PERIOD			UNDER INSTRUCTION (END OF PERIOD)
		Entries	Losses	Graduates	
<u>FY 1955 - TOTAL</u> . . . . .	<u>27</u>	<u>122</u>	<u>4</u>	<u>131</u>	<u>14</u>
<u>OFFICER - TOTAL</u> . . . . .	-	<u>13</u>	<u>1</u>	<u>10</u>	<u>2</u>
<u>AIRMAN - TOTAL</u> . . . . .	<u>27</u>	<u>109</u>	<u>3</u>	<u>121</u>	<u>12</u>
<u>First Quarter - Total</u> . . . . .	<u>27</u>	<u>44</u>	-	<u>54</u>	<u>17</u>
Officers . . . . .	-	2	-	-	2
Airmen . . . . .	27	42	-	54	15
<u>Second Quarter - Total</u> . . . . .	<u>17</u>	<u>34</u>	<u>2</u>	<u>43</u>	<u>6</u>
Officers . . . . .	2	1	1	-	2
Airmen . . . . .	15	33	1	43	4
<u>Third Quarter - Total</u> . . . . .	<u>6</u>	<u>20</u>	-	<u>14</u>	<u>12</u>
Officers . . . . .	2	8	-	5	5
Airmen . . . . .	4	12	-	9	7
<u>Fourth Quarter - Total</u> . . . . .	<u>12</u>	<u>24</u>	<u>2</u>	<u>20</u>	<u>14</u>
Officers . . . . .	5	2	-	5	2
Airmen . . . . .	7	22	2	15	12

SOURCE: Personnel Statistics Division, Directorate of Statistical Services, DCS/Comptroller.

TABLE 205 -- USAF PROFESSIONAL AND TECHNOLOGICAL MILITARY TRAINING  
OF USAF MILITARY PERSONNEL -- FY 1955

(Table below is a modification of Table 187, FY 1954)

TYPE OF TRAINING BY COURSE	UNDER INSTRUCTION (BEGINNING OF PERIOD)	DURING PERIOD			UNDER INSTRUCTION (END OF PERIOD)
		Entries	Losses	Graduates	
<b>OFFICERS</b>					
FY 1955					
<u>TOTAL</u> . . . . .	<u>850</u>	<u>9,283</u>	<u>135</u>	<u>8,688</u>	<u>1,310</u>
<u>Air Command and Staff School - Total</u> . . . . .	<u>180</u>	<u>5,351</u>	<u>41</u>	<u>4,650</u>	<u>840</u>
Academic Instructor . . . . .	145	727	8	703	161
Air Weapons Course . . . . .	-	142	10	102	30
Air Weapons Orientation Course . . . . .	-	1,878	3	1,875	-
Command and Staff Officer Course . . . . .	-	472	-	472	-
Judge Advocate General Course . . . . .	35	62	4	93	-
Squadron Officer Course . . . . .	-	2,070	16	1,405	649
<u>Air War College - Total</u> . . . . .	-	<u>131</u>	-	<u>131</u>	-
<u>USAF Institute of Technology - Total</u> . . . . .	<u>416</u>	<u>497</u>	<u>25</u>	<u>527</u>	<u>361</u>
Aeronautical Engineer . . . . .	35	22	4	-	53
Aircraft Structure . . . . .	-	13	1	12	-
Armament Engineer Graduate . . . . .	18	28	5	12	29
Electrical Engineer, Basic . . . . .	85	167	-	252	-
Electronics . . . . .	28	14	4	15	23
Engineering Administration . . . . .	26	16	-	-	42
Engineering Science, 1 Year Postgrad . . . . .	41	39	8	39	33
Engineering Science, 2 Years Postgrad . . . . .	84	47	3	43	85
Industrial Administration . . . . .	25	25	-	25	25
Installation Engineering, Basic . . . . .	-	50	-	50	-
Nuclear Engineer . . . . .	13	9	-	13	9
Training in Industry . . . . .	61	67	-	66	62
<u>USAF School of Aviation Medicine - Total</u> . . . . .	<u>254</u>	<u>3,304</u>	<u>69</u>	<u>3,380</u>	<u>109</u>
Aviation Medicine, Advanced . . . . .	9	-	-	9	-
Aviation Medicine, Primary . . . . .	31	303	8	261	65
Aviation Medicine, Review . . . . .	-	37	2	35	-
Basic Orientation . . . . .	113	2,131	4	2,240	-
Clinical Laboratory Officer . . . . .	26	22	1	47	-
Flight Nurse . . . . .	32	153	1	160	24
Flight Surgeon Refresher Course . . . . .	-	91	-	71	20
Medical Administration, Basic . . . . .	-	158	52	106	-
Medical Supply Officer . . . . .	39	123	-	162	-
Physical Training Officer . . . . .	-	26	-	26	-
Senior Hospital Administration . . . . .	-	44	-	44	-
Special PRT Pressure Suit . . . . .	-	17	-	17	-
Veterinary Officer Basic . . . . .	4	82	-	86	-
WB Surgeon Hospital . . . . .	-	57	1	56	-
WB Dental Surgeon . . . . .	-	60	-	60	-
<b>FIRST QUARTER</b>					
<u>TOTAL</u> . . . . .	<u>850</u>	<u>3,268</u>	<u>45</u>	<u>1,874</u>	<u>2,199</u>
<u>Air Command and Staff School - Total</u> . . . . .	<u>180</u>	<u>1,761</u>	<u>4</u>	<u>607</u>	<u>1,330</u>
Academic Instructor . . . . .	145	261	2	404	-
Air Weapons Course . . . . .	-	25	1	24	-
Air Weapons Orientation Course . . . . .	-	221	-	145	76
Command and Staff Officer Course . . . . .	-	471	-	-	471
Judge Advocate General Course . . . . .	35	62	1	34	62
Squadron Officer Course . . . . .	-	721	-	-	721
<u>Air War College - Total</u> . . . . .	-	<u>131</u>	-	-	<u>131</u>
<u>USAF Institute of Technology - Total</u> . . . . .	<u>416</u>	<u>259</u>	<u>5</u>	<u>196</u>	<u>474</u>
Aeronautical Engineer . . . . .	35	-	1	-	34
Aircraft Structure . . . . .	-	-	-	-	-
Armament Engineer Graduate . . . . .	18	27	-	-	45
Electrical Engineer, Basic . . . . .	85	93	-	85	93
Electronics . . . . .	28	14	2	-	40

TABLE 205 - USAF PROFESSIONAL AND TECHNOLOGICAL MILITARY TRAINING  
OF USAF MILITARY PERSONNEL - FY 1955 (CONTINUED)

(See first page of this table for headnote)

TYPE OF TRAINING OF COURSE	UNDER INSTRUCTION (BEGINNING OF PERIOD)	DURING PERIOD			UNDER INSTRUCTION (END OF PERIOD)
		Entries	Losses	Graduates	
OFFICERS - CONTINUED					
FIRST QUARTER - CONTINUED					
Engineering Administration . . . . .	26	-	-	-	26
Engineering Science, 1 Year Postgrad .	41	38	2	39	38
Engineering Science, 2 Years Postgrad .	84	46	-	43	87
Industrial Administration . . . . .	25	-	-	-	25
Installation Engineering, Basic . . . . .	-	-	-	-	-
Nuclear Engineer . . . . .	13	9	-	-	22
Training in Industry . . . . .	61	32	-	29	64
<u>USAF School of Aviation Medicine - Total</u>	<u>254</u>	<u>1,117</u>	<u>36</u>	<u>1,071</u>	<u>264</u>
Aviation Medicine, Advanced . . . . .	9	-	-	9	-
Aviation Medicine, Primary . . . . .	31	70	7	31	63
Aviation Medicine, Review . . . . .	-	-	-	-	-
Basic Orientation . . . . .	113	854	3	877	87
Clinical Laboratory Officer . . . . .	26	-	-	26	-
Flight Nurse . . . . .	32	33	-	32	33
Flight Surgeon Refresher Course . . . . .	-	-	-	-	-
Medical Administration, Basic . . . . .	-	55	25	-	30
Medical Supply Officer . . . . .	39	25	-	39	25
Physical Training Officer . . . . .	-	-	-	-	-
Senior Hospital Administration . . . . .	-	-	-	-	-
Special PRT Pressure Suit . . . . .	-	-	-	-	-
Veterinary Officer Basic . . . . .	4	31	-	28	7
WB Surgeon Hospital . . . . .	-	29	1	9	19
WB Dental Surgeon . . . . .	-	20	-	20	-
SECOND QUARTER					
<u>TOTAL</u> . . . . .	<u>2,199</u>	<u>1,391</u>	<u>25</u>	<u>2,514</u>	<u>1,051</u>
<u>Air Command and Staff School - Total</u> . .	<u>1,330</u>	<u>621</u>	<u>16</u>	<u>1,463</u>	<u>472</u>
Academic Instructor . . . . .	-	118	2	116	-
Air Weapons Course . . . . .	-	25	2	23	-
Air Weapons Orientation Course . . . . .	76	477	2	551	-
Command and Staff Officer Course . . . . .	471	1	-	-	472
Judge Advocate General Course . . . . .	62	-	3	59	-
Squadron Officer Course . . . . .	721	-	7	714	-
<u>Air War College - Total</u> . . . . .	<u>131</u>	-	-	-	<u>131</u>
<u>USAF Institute of Technology - Total</u> . .	<u>474</u>	<u>93</u>	<u>7</u>	<u>171</u>	<u>389</u>
Aeronautical Engineer . . . . .	34	-	2	-	32
Aircraft Structure . . . . .	-	13	-	-	13
Armament Engineer Graduate . . . . .	45	-	2	-	43
Electrical Engineer, Basic . . . . .	93	74	-	167	-
Electronics . . . . .	40	-	1	-	39
Engineering Administration . . . . .	26	-	-	-	26
Engineering Science, 1 Year Postgrad .	38	1	2	-	37
Engineering Science, 2 Years Postgrad .	87	1	-	-	88
Industrial Administration . . . . .	25	-	-	-	25
Installation Engineering, Basic . . . . .	-	-	-	-	-
Nuclear Engineer . . . . .	22	-	-	-	22
Training in Industry . . . . .	64	4	-	4	64
<u>USAF School of Aviation Medicine - Total</u>	<u>264</u>	<u>677</u>	<u>2</u>	<u>880</u>	<u>59</u>
Aviation Medicine, Advanced . . . . .	-	-	-	-	-
Aviation Medicine, Primary . . . . .	63	79	-	142	-
Aviation Medicine, Review . . . . .	-	-	-	-	-
Basic Orientation . . . . .	87	430	1	516	-
Clinical Laboratory Officer . . . . .	-	-	-	-	-
Flight Nurse . . . . .	33	30	1	62	-



TABLE 205 - USAF PROFESSIONAL AND TECHNOLOGICAL MILITARY TRAINING  
OF USAF MILITARY PERSONNEL - FY 1955 (CONTINUED)

(See first page of this table for headnote)

TYPE OF TRAINING BY COURSE	UNDER INSTRUCTION (BEGINNING OF PERIOD)	DURING PERIOD			UNDER INSTRUCTION (END OF PERIOD)
		Entries	Losses	Graduates	
OFFICERS - CONTINUED					
SECOND QUARTER - CONTINUED					
Flight Surgeon Refresher Course . . . . .	-	-	-	-	-
Medical Administration, Basic . . . . .	30	59	-	30	59
Medical Supply Officer . . . . .	25	26	-	51	-
Physical Training Officer . . . . .	-	15	-	15	-
Senior Hospital Administration . . . . .	-	-	-	-	-
Special PRT Pressure Suit . . . . .	-	17	-	17	-
Veterinary Officer, Basic . . . . .	7	20	-	27	-
WB Surgeon Hospital . . . . .	19	1	-	20	-
WB Dental Surgeon . . . . .	-	-	-	-	-
THIRD QUARTER					
<u>TOTAL</u> . . . . .	<u>1,051</u>	<u>2,535</u>	<u>33</u>	<u>1,298</u>	<u>2,255</u>
<u>Air Command and Staff School - Total</u> . . . . .	<u>472</u>	<u>1,454</u>	<u>10</u>	<u>580</u>	<u>1,336</u>
Academic Instructor . . . . .	-	116	2	55	59
Air Weapons Course . . . . .	-	60	3	27	30
Air Weapons Orientation Course . . . . .	-	580	1	498	81
Command and Staff Officer Course . . . . .	472	-	-	-	472
Judge Advocate General Course . . . . .	-	-	-	-	-
Squadron Officer Course . . . . .	-	698	4	-	694
<u>Air War College - Total</u> . . . . .	<u>131</u>	-	-	-	<u>131</u>
<u>USAF Institute of Technology - Total</u> . . . . .	<u>389</u>	<u>132</u>	<u>7</u>	<u>74</u>	<u>440</u>
Aeronautical Engineer . . . . .	32	22	-	-	54
Aircraft Structure . . . . .	13	-	1	-	12
Armament Engineer Graduate . . . . .	43	1	1	12	31
Electrical Engineer, Basic . . . . .	-	-	-	-	-
Electronics . . . . .	39	-	1	15	23
Engineering Administration . . . . .	26	15	-	-	41
Engineering Science, 1 Year Postgrad . . . . .	37	-	1	-	36
Engineering Science, 2 Years Postgrad . . . . .	88	-	3	-	85
Industrial Administration . . . . .	25	25	-	25	25
Installation Engineer, Basic . . . . .	-	50	-	-	50
Nuclear Engineer . . . . .	22	-	-	13	9
Training in Industry . . . . .	64	19	-	9	74
<u>USAF School of Aviation Medicine - Total</u> . . . . .	<u>59</u>	<u>949</u>	<u>16</u>	<u>644</u>	<u>348</u>
Aviation Medicine, Advanced . . . . .	-	-	-	-	-
Aviation Medicine, Primary . . . . .	-	88	-	-	88
Aviation Medicine, Review . . . . .	-	21	-	21	-
Basic Orientation . . . . .	-	560	-	398	162
Clinical Laboratory Officer . . . . .	-	22	-	-	22
Flight Nurse . . . . .	-	33	-	33	-
Flight Surgeon Refresher Course . . . . .	-	36	-	36	-
Medical Administration, Basic . . . . .	59	44	16	43	44
Medical Supply Officer . . . . .	-	38	-	38	-
Physical Training Officer . . . . .	-	11	-	-	11
Senior Hospital Administration . . . . .	-	19	-	19	-
Special PRT Pressure Suit . . . . .	-	-	-	-	-
Veterinary Officer Basic . . . . .	-	21	-	21	-
WB Surgeon Hospital . . . . .	-	16	-	16	-
WB Dental Surgeon . . . . .	-	40	-	19	21
FOURTH QUARTER					
<u>TOTAL</u> . . . . .	<u>2,255</u>	<u>2,089</u>	<u>32</u>	<u>3,002</u>	<u>1,310</u>
<u>Air Command and Staff School - Total</u> . . . . .	<u>1,336</u>	<u>1,515</u>	<u>11</u>	<u>2,000</u>	<u>840</u>
Academic Instructor . . . . .	59	232	2	128	161
Air Weapons Course . . . . .	30	32	4	28	30

TABLE 205 - USAF PROFESSIONAL AND TECHNOLOGICAL MILITARY TRAINING  
OF USAF MILITARY PERSONNEL - FY 1955 (CONTINUED)

(See first page of this table for headnote)

TYPE OF TRAINING BY COURSE	UNDER INSTRUCTION (BEGINNING OF PERIOD)	DURING PERIOD			UNDER INSTRUCTION (END OF PERIOD)
		Entries	Losses	Graduates	
OFFICERS - CONTINUED					
FOURTH QUARTER - CONTINUED					
Air Weapons Orientation Course . . . . .	81	600	-	681	-
Command and Staff Officer Course . . . . .	472	-	-	472	-
Judge Advocate General Course . . . . .	-	-	-	-	-
Squadron Officer Course . . . . .	694	651	5	691	649
<u>Air War College - Total . . . . .</u>	<u>131</u>	-	-	<u>131</u>	-
<u>USAF Institute of Technology - Total . . . . .</u>	<u>440</u>	<u>13</u>	<u>6</u>	<u>86</u>	<u>361</u>
Aeronautical Engineer . . . . .	54	-	1	-	53
Aircraft Structure . . . . .	12	-	-	12	-
Armament Engineer Graduate . . . . .	31	-	2	-	29
Electrical Engineer . . . . .	-	-	-	-	-
Electronics . . . . .	23	-	-	-	23
Engineering Administration . . . . .	41	1	-	-	42
Engineering Science, 1 Year Postgrad . . . . .	36	-	3	-	33
Engineering Science, 2 Years Postgrad . . . . .	85	-	-	-	85
Industrial Administration . . . . .	25	-	-	-	25
Installation Engineering, Basic . . . . .	50	-	-	50	-
Nuclear Engineer . . . . .	9	-	-	-	9
Training in Industry . . . . .	74	12	-	24	62
<u>USAF School of Aviation Medicine - Total . . . . .</u>	<u>348</u>	<u>561</u>	<u>15</u>	<u>785</u>	<u>102</u>
Aviation Medicine, Advanced . . . . .	-	-	-	-	-
Aviation Medicine, Primary . . . . .	88	66	1	88	65
Aviation Medicine, Review . . . . .	-	16	2	14	-
Basic Orientation . . . . .	162	287	-	449	-
Clinical Laboratory Officer . . . . .	22	-	1	21	-
Flight Nurse . . . . .	-	57	-	33	24
Flight Surgeon Refresher Course . . . . .	-	55	-	35	20
Medical Administration, Basic . . . . .	44	-	11	33	-
Medical Supply Officer . . . . .	-	34	-	34	-
Physical Training Officer . . . . .	11	-	-	11	-
Senior Hospital Administration . . . . .	-	25	-	25	-
Special PRT Pressure Suit . . . . .	-	-	-	-	-
Veterinary Officer Basic . . . . .	-	10	-	10	-
WB Surgeon Hospital . . . . .	-	11	-	11	-
WB Dental Surgeon . . . . .	21	-	-	21	-
AIRMEN					
FY 1955					
<u>TOTAL . . . . .</u>	<u>408</u>	<u>2,982</u>	<u>265</u>	<u>2,444</u>	<u>681</u>
<u>Air Command and Staff School - Total . . . . .</u>	<u>9</u>	<u>394</u>	<u>10</u>	<u>393</u>	-
Academic Instructor Course . . . . .	9	394	10	393	-
<u>USAF School of Aviation Medicine - Total . . . . .</u>	<u>399</u>	<u>2,588</u>	<u>255</u>	<u>2,051</u>	<u>681</u>
Aero Medical Specialist . . . . .	-	143	9	134	-
Aero Medical Technician . . . . .	-	53	-	28	53
Air Rescue Specialist . . . . .	-	28	-	-	-
Chrome Cobalt Dental Prosthetics . . . . .	-	41	1	40	-
Dental Laboratory Specialist . . . . .	49	51	7	93	-
Dental Laboratory Technician . . . . .	-	26	-	-	26
Dental Technician . . . . .	21	60	1	54	26
Medical Administrative Specialist . . . . .	100	494	14	479	101
Medical Administrative Supervisor . . . . .	75	87	4	158	-
Medical Laboratory Specialist . . . . .	35	248	14	165	104
Medical Laboratory Technician . . . . .	-	24	3	21	-
Medical Materiel Specialist . . . . .	-	195	8	137	50
Medical Services Supervisor . . . . .	56	149	59	98	48
Medical Services Specialist . . . . .	47	347	78	213	103
Physical Training Specialist . . . . .	16	49	8	57	-

TABLE 205 - USAF PROFESSIONAL AND TECHNOLOGICAL MILITARY TRAINING  
OF USAF MILITARY PERSONNEL - FY 1955 (CONTINUED)  
(See first page of this table for headnote)

TYPE OF TRAINING BY COURSE	UNDER INSTRUCTION (BEGINNING OF PERIOD)	DURING PERIOD			UNDER INSTRUCTION (END OF PERIOD)
		Entries	Losses	Graduates	
AIRMEN - CONTINUED					
FY 1955 - CONTINUED					
Physiological Training Specialist . . .	-	20	-	-	20
Preventative Medicine Supervisor . . .	-	77	10	67	-
Preventative Medicine Specialist . . .	-	104	3	48	53
Radiology Technician . . . . .	-	154	12	79	63
Special PRT Pressure Suit . . . . .	-	51	-	51	-
Veterinary Specialist . . . . .	-	187	24	129	34
FIRST QUARTER					
<u>TOTAL</u> . . . . .	<u>408</u>	<u>520</u>	<u>68</u>	<u>343</u>	<u>517</u>
<u>Air Command and Staff School - Total</u> . .	<u>9</u>	<u>-</u>	<u>-</u>	<u>9</u>	<u>-</u>
Academic Instructor Course . . . . .	9	-	-	9	-
<u>USAF School of Aviation Medicine - Total</u>	<u>399</u>	<u>520</u>	<u>68</u>	<u>334</u>	<u>517</u>
Aero Medical Specialist . . . . .	-	47	5	42	-
Aero Medical Technician . . . . .	-	-	-	-	-
Air Rescue Specialist . . . . .	-	10	-	10	-
Chrome Cobalt Dental Prosthetics . . . .	-	-	-	-	-
Dental Laboratory Specialist . . . . .	49	-	4	-	45
Dental Laboratory Technician . . . . .	-	-	-	-	-
Dental Technician . . . . .	21	-	-	21	-
Medical Administrative Specialist . . . .	100	87	6	97	84
Medical Administrative Supervisor . . . .	75	-	-	75	-
Medical Laboratory Specialist . . . . .	35	44	10	29	40
Medical Laboratory Technician . . . . .	-	-	-	-	-
Medical Materiel Specialist . . . . .	-	45	1	-	44
Medical Services Supervisor . . . . .	56	50	4	-	102
Medical Services Specialist . . . . .	47	90	4	44	89
Physical Training Specialist . . . . .	16	17	6	16	11
Physiological Training Specialist . . . .	-	-	-	-	-
Preventative Medicine Supervisor . . . .	-	50	9	-	41
Preventative Medicine Specialist . . . .	-	-	-	-	-
Radiology Technician . . . . .	-	27	5	-	22
Special PRT Pressure Suit . . . . .	-	-	-	-	-
Veterinary Specialist . . . . .	-	53	14	-	39
SECOND QUARTER					
<u>TOTAL</u> . . . . .	<u>517</u>	<u>785</u>	<u>78</u>	<u>807</u>	<u>417</u>
<u>Air Command and Staff School - Total</u> . .	<u>-</u>	<u>166</u>	<u>5</u>	<u>161</u>	<u>-</u>
Academic Instructor Course . . . . .	-	166	5	161	-
<u>USAF School of Aviation Medicine - Total</u>	<u>517</u>	<u>619</u>	<u>73</u>	<u>646</u>	<u>417</u>
Aero Medical Specialist . . . . .	-	47	3	44	-
Aero Medical Technician . . . . .	-	-	-	-	-
Air Rescue Specialist . . . . .	-	18	-	18	-
Chrome Cobalt Dental Prosthetics . . . .	-	19	-	19	-
Dental Laboratory Specialist . . . . .	45	51	-	45	51
Dental Laboratory Technician . . . . .	-	-	-	-	-
Dental Technician . . . . .	-	-	-	-	-
Medical Administrative Specialist . . . .	84	102	2	184	-
Medical Administrative Supervisor . . . .	-	-	-	-	-
Medical Laboratory Specialist . . . . .	40	50	1	40	49
Medical Laboratory Technician . . . . .	-	24	1	-	23
Medical Materiel Specialist . . . . .	44	48	2	42	48
Medical Services Supervisor . . . . .	102	-	4	52	46
Medical Services Specialist . . . . .	89	47	51	39	46
Physical Training Specialist . . . . .	11	-	-	11	-
Physiological Training Specialist . . . .	-	-	-	-	-
Preventative Medicine Supervisor . . . .	41	-	1	40	-

TABLE 205 - USAF PROFESSIONAL AND TECHNOLOGICAL MILITARY TRAINING  
OF USAF MILITARY PERSONNEL - FY 1955 (CONTINUED)

(See first page of this table for headnote)

TYPE OF TRAINING BY COURSE	UNDER INSTRUCTION (BEGINNING OF PERIOD)	DURING PERIOD			UNDER INSTRUCTION (END OF PERIOD)
		Entries	Losses	Graduates	
ARMEN - CONTINUED					
SECOND QUARTER - CONTINUED					
Preventative Medicine Specialist . . . . .	-	51	-	-	51
Radiology Technician . . . . .	22	62	2	22	60
Special PRT Pressure Suit . . . . .	-	51	-	51	-
Veterinary Specialty . . . . .	39	49	6	39	43
THIRD QUARTER					
<u>TOTAL</u> . . . . .	<u>417</u>	<u>894</u>	<u>45</u>	<u>551</u>	<u>715</u>
<u>Air Command and Staff School - Total</u> . . . . .	-	<u>158</u>	<u>3</u>	<u>75</u>	<u>80</u>
Academic Instructor Course . . . . .	-	158	3	75	80
<u>USAF School of Aviation Medicine - Total</u>	<u>417</u>	<u>736</u>	<u>42</u>	<u>476</u>	<u>635</u>
Aero Medical Specialist . . . . .	-	49	1	48	-
Aero Medical Technician . . . . .	-	-	-	-	-
Air Rescue Specialist . . . . .	-	-	-	-	-
Chrome Cobalt Dental Prosthetics . . . . .	-	13	1	12	-
Dental Laboratory Specialist . . . . .	51	-	3	-	48
Dental Laboratory Technician . . . . .	-	-	-	-	-
Dental Technician . . . . .	-	34	1	-	33
Medical Administrative Specialist . . . . .	-	201	2	97	102
Medical Administrative Supervisor . . . . .	-	87	4	-	83
Medical Laboratory Specialist . . . . .	49	50	3	47	49
Medical Laboratory Technician . . . . .	23	-	2	-	21
Medical Materiel Specialist . . . . .	48	52	2	47	51
Medical Services Supervisor . . . . .	46	50	4	44	48
Medical Services Specialist . . . . .	46	101	9	44	94
Physical Training Specialist . . . . .	-	20	2	18	-
Physiological Training Specialist . . . . .	51	-	3	48	-
Preventative Medicine Supervisor . . . . .	-	27	-	-	27
Preventative Medicine Specialist . . . . .	-	-	-	-	-
Radiology Technician . . . . .	60	-	3	30	27
Special PRT Pressure Suit . . . . .	-	-	-	-	-
Veterinary Specialist . . . . .	43	52	2	41	52
FOURTH QUARTER					
<u>TOTAL</u> . . . . .	<u>715</u>	<u>783</u>	<u>74</u>	<u>743</u>	<u>681</u>
<u>Air Command and Staff School - Total</u> . . . . .	<u>80</u>	<u>70</u>	<u>2</u>	<u>148</u>	-
Academic Instructor Course . . . . .	80	70	2	148	-
<u>USAF School of Aviation Medicine - Total</u>	<u>635</u>	<u>713</u>	<u>72</u>	<u>595</u>	<u>681</u>
Aero Medical Specialist . . . . .	-	-	-	-	-
Aero Medical Technician . . . . .	-	53	-	-	53
Air Rescue Specialist . . . . .	-	-	-	-	-
Chrome Cobalt Dental Prosthetics . . . . .	-	9	-	9	-
Dental Laboratory Specialist . . . . .	48	-	-	48	-
Dental Laboratory Technician . . . . .	-	26	-	-	26
Dental Technician . . . . .	33	26	-	33	26
Medical Administrative Specialist . . . . .	102	104	4	101	101
Medical Administrative Supervisor . . . . .	83	-	-	83	-
Medical Laboratory Specialist . . . . .	49	104	-	49	104
Medical Laboratory Technician . . . . .	21	-	-	21	-
Medical Materiel Specialist . . . . .	51	50	3	48	50
Medical Services Supervisor . . . . .	48	49	47	2	48
Medical Services Specialist . . . . .	94	109	14	86	103
Physical Training Specialist . . . . .	-	12	-	12	-
Physiological Training Specialist . . . . .	-	20	-	-	20
Preventative Medicine Supervisor . . . . .	27	-	-	27	-
Preventative Medicine Specialist . . . . .	-	53	-	-	53
Radiology Technician . . . . .	27	65	2	27	63
Special PRT Pressure Suit . . . . .	-	-	-	-	-
Veterinary Specialist . . . . .	52	33	2	49	34

SOURCE: Personnel Statistics Division, Directorate of Statistical Services, DCS/Comptroller

TABLE 206 - PROFESSIONAL AND TECHNOLOGICAL TRAINING OF USAF FEMALE PERSONNEL - FY 1955

(Table below is a modification of Table 188, FY 1954)

TYPE OF TRAINING BY COURSE	UNDER INSTRUCTION (BEGINNING OF PERIOD)	DURING PERIOD			UNDER INSTRUCTION (END OF PERIOD)
		Entries	Losses	Graduates	
OFFICERS					
FY 1955					
<u>TOTAL</u> . . . . .	<u>64</u>	<u>477</u>	<u>10</u>	<u>461</u>	<u>70</u>
<u>Air Command and Staff School - Total</u> . . . . .	<u>1</u>	<u>34</u>	<u>1</u>	<u>26</u>	<u>8</u>
Academic Instructor Course . . . . .	-	1	-	1	-
Comptroller Staff Officer Course . . . . .	-	1	-	1	-
Squadron Officer Course . . . . .	-	32	1	23	8
Training in Industry . . . . .	1	-	-	1	-
<u>Civilian Schools and Hospitals - Total</u> . . . . .	<u>3</u>	<u>2</u>	-	<u>3</u>	<u>2</u>
Biological Chemistry . . . . .	1	1	-	1	1
Biological Radiology . . . . .	2	-	-	2	-
Foreign Economics . . . . .	-	1	-	-	1
<u>Medical - Total</u> . . . . .	<u>19</u>	<u>16</u>	-	<u>19</u>	<u>16</u>
Anaesthesia . . . . .	1	1	-	1	1
Dietetics . . . . .	3	3	-	3	3
Nurse, Anaesthesia . . . . .	2	2	-	2	2
Nurse, General . . . . .	6	4	-	5	5
Physiotherapy . . . . .	7	6	-	8	5
<u>USAF School of Aviation Medicine - Total</u> . . . . .	<u>41</u>	<u>425</u>	<u>9</u>	<u>413</u>	<u>44</u>
Basic Medical Administration . . . . .	7	3	7	2	1
Basic Orientation . . . . .	-	266	-	247	19
Flight Nurse Course . . . . .	32	154	2	160	24
Medical Administration . . . . .	2	2	-	4	-
FIRST QUARTER					
<u>TOTAL</u> . . . . .	<u>64</u>	<u>99</u>	<u>7</u>	<u>84</u>	<u>72</u>
<u>Air Command and Staff School - Total</u> . . . . .	<u>1</u>	-	-	<u>1</u>	-
Academic Instructor Course . . . . .	-	-	-	-	-
Comptroller Staff Officer Course . . . . .	-	-	-	-	-
Squadron Officer Course . . . . .	-	-	-	-	-
Training in Industry . . . . .	1	-	-	1	-
<u>Civilian Schools and Hospitals - Total</u> . . . . .	<u>3</u>	<u>1</u>	-	-	<u>4</u>
Biological Chemistry . . . . .	1	1	-	-	2
Biological Radiology . . . . .	2	-	-	-	2
Foreign Economics . . . . .	-	-	-	-	-
<u>Medical - Total</u> . . . . .	<u>19</u>	<u>4</u>	-	<u>7</u>	<u>16</u>
Anaesthesia . . . . .	1	-	-	-	1
Dietetics . . . . .	3	-	-	2	1
Nurse, Anaesthesia . . . . .	2	1	-	-	3
Nurse, General . . . . .	6	2	-	-	8
Physiotherapy . . . . .	7	1	-	5	3
<u>USAF Schools of Aviation Medicine - Total</u> . . . . .	<u>41</u>	<u>94</u>	<u>7</u>	<u>76</u>	<u>52</u>
Basic Medical Administration . . . . .	7	-	7	-	-
Basic Orientation . . . . .	-	59	-	42	17
Flight Nurse Course . . . . .	32	33	-	32	33
Medical Administration . . . . .	2	2	-	2	2
SECOND QUARTER					
<u>TOTAL</u> . . . . .	<u>72</u>	<u>128</u>	<u>3</u>	<u>169</u>	<u>28</u>
<u>Air Command and Staff School - Total</u> . . . . .	-	<u>16</u>	<u>1</u>	<u>15</u>	-
Academic Instructor Course . . . . .	-	1	-	1	-
Comptroller Staff Officer Course . . . . .	-	-	-	-	-

TABLE 206 - PROFESSIONAL AND TECHNOLOGICAL TRAINING OF USAF FEMALE PERSONNEL - FY 1955  
(CONTINUED)

(See first page of this table for headnote)

TYPE OF TRAINING BY COURSE	UNDER INSTRUCTION (BEGINNING OF PERIOD)	DURING PERIOD			UNDER INSTRUCTION (END OF PERIOD)
		Entries	Losses	Graduates	
<b>OFFICERS</b>					
<b>SECOND QUARTER - CONTINUED</b>					
<u>Air Command and Staff School - Continued</u>					
Squadron Officer Course . . . . .	-	15	1	14	-
Training in Industry . . . . .	-	-	-	-	-
<u>Civilian Schools and Hospitals - Total</u>	<u>4</u>	-	-	-	<u>4</u>
Biological Chemistry . . . . .	2	-	-	-	2
Biological Radiology . . . . .	2	-	-	-	2
Foreign Economics . . . . .	-	-	-	-	-
<u>Medical - Total</u> . . . . .	<u>16</u>	<u>5</u>	-	<u>1</u>	<u>20</u>
Anaesthesia . . . . .	1	-	-	-	1
Dietetics . . . . .	1	1	-	-	2
Nurse, Anaesthesia . . . . .	3	-	-	1	2
Nurse, General . . . . .	8	-	-	-	8
Physiotherapy . . . . .	3	4	-	-	7
<u>USAF School of Aviation Medicine - Total</u>	<u>52</u>	<u>107</u>	<u>2</u>	<u>153</u>	<u>4</u>
Basic Medical Administration . . . . .	-	2	-	-	2
Basic Orientation . . . . .	17	74	-	91	-
Flight Nurse Course . . . . .	33	31	2	62	-
Medical Administration . . . . .	2	-	-	-	2
<b>THIRD QUARTER</b>					
<u>TOTAL</u> . . . . .	<u>28</u>	<u>136</u>	-	<u>104</u>	<u>60</u>
<u>Air Command and Staff School - Total</u> . .	-	<u>10</u>	-	<u>1</u>	<u>9</u>
Academic Instructor Course . . . . .	-	-	-	-	-
Comptroller Staff Officer Course . . . . .	-	1	-	1	-
Squadron Officer Course . . . . .	-	9	-	-	9
Training in Industry . . . . .	-	-	-	-	-
<u>Civilian Schools and Hospitals - Total</u>	<u>4</u>	-	-	-	<u>4</u>
Biological Chemistry . . . . .	2	-	-	-	2
Biological Radiology . . . . .	2	-	-	-	2
Foreign Economics . . . . .	-	-	-	-	-
<u>Medical - Total</u> . . . . .	<u>20</u>	<u>4</u>	-	<u>5</u>	<u>19</u>
Anaesthesia . . . . .	1	1	-	-	2
Dietetics . . . . .	2	-	-	1	1
Nurse, Anaesthesia . . . . .	2	-	-	1	1
Nurse, General . . . . .	8	2	-	2	8
Physiotherapy . . . . .	7	1	-	1	7
<u>USAF School of Aviation Medicine - Total</u>	<u>4</u>	<u>122</u>	-	<u>98</u>	<u>28</u>
Basic Medical Administration . . . . .	2	-	-	2	-
Basic Orientation . . . . .	-	89	-	61	28
Flight Nurse Course . . . . .	-	33	-	33	-
Medical Administration . . . . .	2	-	-	2	-
<b>FOURTH QUARTER</b>					
<u>TOTAL</u> . . . . .	<u>60</u>	<u>114</u>	-	<u>104</u>	<u>70</u>
<u>Air Command and Staff School - Total</u> . .	<u>9</u>	<u>8</u>	-	<u>9</u>	<u>8</u>
Academic Instructor Course . . . . .	-	-	-	-	-
Comptroller Staff Officer Course . . . . .	-	-	-	-	-

TABLE 206 - PROFESSIONAL AND TECHNOLOGICAL TRAINING OF USAF FEMALE PERSONNEL - FY 1955  
(CONTINUED)

(See first page of this table for headnote)

TYPE OF TRAINING BY COURSE	UNDER INSTRUCTION (BEGINNING OF PERIOD)	DURING PERIOD			UNDER INSTRUCTION (END OF PERIOD)
		Entries	Losses	Graduates	
OFFICERS					
FOURTH QUARTER - CONTINUED					
<u>Air Command and Staff School - Continued</u>					
Squadron Officer Course . . . . .	9	8	-	9	8
Training in Industry . . . . .	-	-	-	-	-
<u>Civilian Schools and Hospitals - Total</u>	<u>4</u>	<u>1</u>	<u>-</u>	<u>3</u>	<u>2</u>
Biological Chemistry . . . . .	2	-	-	1	1
Biological Radiology . . . . .	2	-	-	2	-
Foreign Economics . . . . .	-	1	-	-	1
<u>Medical - Total</u>	<u>19</u>	<u>3</u>	<u>-</u>	<u>6</u>	<u>16</u>
Anaesthesia . . . . .	2	-	-	1	1
Dietetics . . . . .	1	2	-	-	3
Nurse, Anaesthesia . . . . .	1	1	-	-	2
Nurse General . . . . .	8	-	-	3	5
Physiotherapy . . . . .	7	-	-	2	5
<u>USAF School of Aviation Medicine - Total</u>	<u>28</u>	<u>102</u>	<u>-</u>	<u>86</u>	<u>44</u>
Basic Medical Administration . . . . .	-	1	-	-	1
Basic Orientation . . . . .	28	44	-	53	19
Flight Nurse Course . . . . .	-	57	-	33	24
Medical Administration . . . . .	-	-	-	-	-
AIRMEN					
FY 1955					
<u>TOTAL</u>	<u>4</u>	<u>34</u>	<u>5</u>	<u>11</u>	<u>22</u>
<u>USAF School of Aviation Medicine - Total</u>	<u>4</u>	<u>34</u>	<u>5</u>	<u>11</u>	<u>22</u>
Medical Administrative Specialist . . . . .	-	4	-	5	-
Medical Administrative Supervisor . . . . .	-	1	-	-	-
Medical Laboratory Specialist . . . . .	1	7	5	1	2
Medical Laboratory Technician . . . . .	-	1	-	1	-
Medical Services Specialist . . . . .	2	7	-	2	7
Medical Services Supervisor . . . . .	1	1	-	1	1
Radiology Technician . . . . .	-	13	-	1	12
FIRST QUARTER					
<u>TOTAL</u>	<u>4</u>	<u>-</u>	<u>-</u>	<u>3</u>	<u>1</u>
<u>USAF School of Aviation Medicine - Total</u>	<u>4</u>	<u>-</u>	<u>-</u>	<u>3</u>	<u>1</u>
Medical Administrative Specialist . . . . .	-	-	-	-	-
Medical Administrative Supervisor . . . . .	-	-	-	-	-
Medical Laboratory Specialist . . . . .	1	-	-	1	-
Medical Laboratory Technician . . . . .	-	-	-	-	-
Medical Services Specialist . . . . .	2	-	-	2	-
Medical Services Supervisor . . . . .	1	-	-	-	1
Radiology Technician . . . . .	-	-	-	-	-
SECOND QUARTER					
<u>TOTAL</u>	<u>1</u>	<u>3</u>	<u>-</u>	<u>1</u>	<u>3</u>
<u>USAF School of Aviation Medicine - Total</u>	<u>1</u>	<u>3</u>	<u>-</u>	<u>1</u>	<u>3</u>
Medical Administrative Specialist . . . . .	-	-	-	-	-
Medical Administrative Supervisor . . . . .	-	-	-	-	-
Medical Laboratory Specialist . . . . .	-	-	-	-	-
Medical Laboratory Technician . . . . .	-	1	-	-	1
Medical Services Specialist . . . . .	-	-	-	-	-
Medical Services Supervisor . . . . .	1	-	-	1	-
Radiology Technician . . . . .	-	2	-	-	2

TABLE 206 - PROFESSIONAL AND TECHNOLOGICAL TRAINING OF USAF FEMALE PERSONNEL - FY 1955  
(CONTINUED)

(See first page of this table for headnote)

TYPE OF TRAINING BY COURSE	UNDER INSTRUCTION (BEGINNING OF PERIOD)	DURING PERIOD			UNDER INSTRUCTION (END OF PERIOD)
		Entries	Losses	Graduates	
AIRMEN					
THIRD QUARTER					
<u>TOTAL</u> . . . . .	<u>3</u>	<u>10</u>	-	<u>4</u>	<u>2</u>
<u>USAF Schools of Aviation Medicine - Total</u>	<u>3</u>	<u>10</u>	-	<u>4</u>	<u>2</u>
Medical Administrative Specialist . .	-	4	-	4	-
Medical Administrative Supervisor . .	-	1	-	-	1
Medical Laboratory Specialist . . . . .	-	5	-	-	5
Medical Laboratory Technician . . . . .	1	-	-	-	1
Medical Services Specialist . . . . .	-	-	-	-	-
Medical Services Supervisor . . . . .	-	-	-	-	-
Radiology Technician . . . . .	2	-	-	-	2
FOURTH QUARTER					
<u>TOTAL</u> . . . . .	<u>9</u>	<u>21</u>	<u>5</u>	<u>3</u>	<u>22</u>
<u>USAF School of Aviation Medicine - Total</u>	<u>9</u>	<u>21</u>	<u>5</u>	<u>3</u>	<u>22</u>
Medical Administrative Specialist . .	1	-	-	1	-
Medical Administrative Supervisor . .	-	-	-	-	-
Medical Laboratory Specialist . . . . .	5	2	5	-	2
Medical Laboratory Technician . . . . .	1	-	-	1	-
Medical Services Specialist . . . . .	-	7	-	-	7
Medical Services Supervisor . . . . .	-	1	-	-	1
Radiology Technician . . . . .	2	11	-	1	12

SOURCE: Personnel Statistics Division, Directorate of Statistical Services, DCS/Comptroller.



TABLE 207 - USAF PROFESSIONAL AND TECHNOLOGICAL TRAINING OF ARMY OFFICER PERSONNEL  
BY AIR UNIVERSITY - FY 1955

(Table below is a modification of Table 189, FY 1954)

TYPE OF TRAINING BY COURSE	UNDER INSTRUCTION (BEGINNING OF PERIOD)	DURING PERIOD			UNDER INSTRUCTION (END OF PERIOD)
		Entries	Losses	Graduates	
FY 1955					
TOTAL . . . . .	-	63	-	56	7
<u>Air Command and Staff School - Total</u> . . . . .	-	<u>32</u>	-	<u>31</u>	<u>1</u>
Academic Instructor . . . . .	-	5	-	4	1
Air Weapons . . . . .	-	4	-	4	-
Command Staff Officer . . . . .	-	8	-	8	-
Weapons Orientation . . . . .	-	15	-	15	-
<u>Air War College - Total</u> . . . . .	-	<u>10</u>	-	<u>10</u>	-
<u>USAF School of Aviation Medicine - Total</u> . . . . .	-	<u>21</u>	-	<u>15</u>	<u>6</u>
Aviation Medicine, Primary Course . . . . .	-	21	-	15	6
FIRST QUARTER					
TOTAL . . . . .	-	26	-	1	25
<u>Air Command and Staff School - Total</u> . . . . .	-	<u>9</u>	-	<u>1</u>	<u>8</u>
Academic Instructor . . . . .	-	1	-	1	-
Air Weapons . . . . .	-	-	-	-	-
Command Staff Officer . . . . .	-	8	-	-	8
Weapons Orientation . . . . .	-	-	-	-	-
<u>Air War College - Total</u> . . . . .	-	<u>10</u>	-	-	<u>10</u>
<u>USAF School of Aviation Medicine - Total</u> . . . . .	-	<u>7</u>	-	-	<u>7</u>
Aviation Medicine, Primary Course . . . . .	-	7	-	-	7
SECOND QUARTER					
TOTAL . . . . .	25	9	-	16	18
<u>Air Command and Staff School - Total</u> . . . . .	<u>8</u>	<u>9</u>	-	<u>9</u>	<u>8</u>
Academic Instructor . . . . .	-	1	-	1	-
Air Weapons . . . . .	-	-	-	-	-
Command Staff Officer . . . . .	8	-	-	-	8
Weapons Orientation . . . . .	-	8	-	8	-
<u>Air War College - Total</u> . . . . .	<u>10</u>	-	-	-	<u>10</u>
<u>USAF School of Aviation Medicine - Total</u> . . . . .	<u>7</u>	-	-	<u>7</u>	-
Aviation Medicine, Primary Course . . . . .	7	-	-	7	-
THIRD QUARTER					
TOTAL . . . . .	18	16	-	7	27
<u>Air Command and Staff School - Total</u> . . . . .	<u>8</u>	<u>9</u>	-	<u>7</u>	<u>10</u>
Academic Instructor . . . . .	-	2	-	1	1
Air Weapons . . . . .	-	4	-	3	1
Command Staff Officer . . . . .	8	-	-	-	8
Weapons Orientations . . . . .	-	3	-	3	-
<u>Air War College - Total</u> . . . . .	<u>10</u>	-	-	-	<u>10</u>
<u>USAF School of Aviation Medicine - Total</u> . . . . .	-	<u>7</u>	-	-	<u>7</u>
Aviation Medicine, Primary Course . . . . .	-	7	-	-	7
FOURTH QUARTER					
TOTAL . . . . .	27	12	-	32	7
<u>Air Command and Staff School - Total</u> . . . . .	<u>10</u>	<u>5</u>	-	<u>14</u>	<u>1</u>
Academic Instructor . . . . .	1	1	-	1	1
Air Weapons . . . . .	1	-	-	1	-
Command Staff Officer . . . . .	8	-	-	8	-
Weapons Orientation . . . . .	-	4	-	4	-
<u>Air War College - Total</u> . . . . .	<u>10</u>	-	-	<u>10</u>	-
<u>USAF School of Aviation Medicine - Total</u> . . . . .	<u>7</u>	<u>7</u>	-	<u>8</u>	<u>6</u>
Aviation Medicine, Primary Course . . . . .	7	7	-	8	6

SOURCE: Personnel Statistics Division, Directorate of Statistical Services, DCS/Comptroller

TABLE 208 - USAF PROFESSIONAL AND TECHNOLOGICAL TRAINING OF NAVY OFFICER PERSONNEL  
BY AIR UNIVERSITY - FY 1955

(Table below is a modification of Table 189, FY 1954)

TYPE OF TRAINING BY COURSE	UNDER INSTRUCTION (BEGINNING OF PERIOD)	DURING PERIOD			UNDER INSTRUCTION (END OF PERIOD)
		Entries	Losses	Graduates	
FY 1955					
TOTAL . . . . .	-	22	-	22	22
Air Command and Staff School - Total . . . . .	-	12	-	12	-
Command Staff Officer . . . . .	-	10	-	10	-
Weapons Orientation . . . . .	-	2	-	2	-
Air War College - Total . . . . .	-	10	-	10	-
FIRST QUARTER					
TOTAL . . . . .	-	21	-	-	21
Air Command and Staff School - Total . . . . .	-	11	-	-	11
Command Staff Officer . . . . .	-	10	-	-	10
Weapons Orientation . . . . .	-	1	-	-	1
Air War College - Total . . . . .	-	10	-	-	10
SECOND QUARTER					
TOTAL . . . . .	21	1	-	2	20
Air Command and Staff School - Total . . . . .	11	1	-	2	10
Command Staff Officer . . . . .	10	-	-	-	10
Weapons Orientation . . . . .	1	1	-	2	-
Air War College - Total . . . . .	10	-	-	-	10
THIRD QUARTER					
TOTAL . . . . .	20	-	-	-	20
Air Command and Staff School - Total . . . . .	10	-	-	-	10
Command Staff Officer . . . . .	10	-	-	-	10
Weapons Orientation . . . . .	-	-	-	-	-
Air War College - Total . . . . .	10	-	-	-	10
FOURTH QUARTER					
TOTAL . . . . .	20	-	-	20	-
Air Command and Staff School - Total . . . . .	10	-	-	10	-
Command Staff Officer . . . . .	10	-	-	10	-
Weapons Orientation . . . . .	-	-	-	-	-
Air War College - Total . . . . .	10	-	-	10	-

SOURCE: Personnel Statistics Division, Directorate of Statistical Services, DCS/Comptroller

TABLE 209 - TECHNICAL TRAINING OF USAF CIVILIAN PERSONNEL BY AIR TRAINING COMMAND - FY 1955

(Table below is a modification of Table 183, FY 1954. Detail as shown in previous "USAF Statistical Digests" are not available.)

TYPE OF TRAINING BY COURSE	UNDER INSTRUCTION (BEGINNING OF PERIOD)	DURING PERIOD			UNDER INSTRUCTION (END OF PERIOD)
		Entries	Losses	Graduates	
TOTAL - FY 1955 . . . . .	167	2,902	72	2,541	456
First Quarter . . . . .	167	712	15	588	276
Second Quarter . . . . .	276	375	9	554	88
Third Quarter . . . . .	88	895	18	605	360
Fourth Quarter . . . . .	360	920	30	794	456

SOURCE: Personnel Statistics Division, Directorate of Statistical Services, DCS/Comptroller

TABLE 210 - USAF PROFESSIONAL AND TECHNOLOGICAL TRAINING OF FOREIGN NATIONALS - FY 1955

(Table below is a modification of Table 190, FY 1954)

TYPE OF TRAINING BY COURSE	UNDER INSTRUCTION (BEGINNING OF PERIOD)	DURING PERIOD			UNDER INSTRUCTION (END OF PERIOD)
		Entries	Losses	Graduates	
FY 1955					
<u>TOTAL</u> . . . . .	<u>34</u>	<u>128</u>	<u>1</u>	<u>127</u>	<u>34</u>
<u>OFFICER - TOTAL</u> . . . . .	<u>32</u>	<u>128</u>	<u>1</u>	<u>125</u>	<u>34</u>
<u>Air Command and Staff School - Total</u> . . . . .	<u>24</u>	<u>90</u>	-	<u>93</u>	<u>21</u>
Academic Instructor . . . . .	24	13	-	37	-
Command Staff Officer . . . . .	-	30	-	30	-
Squadron Officer . . . . .	-	47	-	26	21
<u>Air War College - Total</u> . . . . .	-	<u>5</u>	-	<u>5</u>	-
<u>USAF Institute of Technology - Total</u> . . . . .	<u>1</u>	<u>10</u>	<u>1</u>	<u>9</u>	<u>1</u>
Armament Engineer . . . . .	1	-	-	1	-
Electrical Engineer . . . . .	-	1	-	-	1
Installation Engineer, Advanced . . . . .	-	6	1	5	-
Installation Engineer, Basic . . . . .	-	3	-	3	-
<u>USAF School of Aviation Medicine-Total</u> . . . . .	<u>7</u>	<u>23</u>	-	<u>18</u>	<u>12</u>
Aviation Medicine, Primary Course . . . . .	3	18	-	9	12
Flight Nurse . . . . .	4	2	-	6	-
Medical Supply Officer . . . . .	-	1	-	1	-
Physical Training Officer . . . . .	-	2	-	2	-
<u>AIRMAN - TOTAL</u> . . . . .	<u>2</u>	-	-	<u>2</u>	-
<u>USAF School of Aviation Medicine-Total</u> . . . . .	<u>2</u>	-	-	<u>2</u>	-
Physical Training Apprentice Course . . . . .	2	-	-	2	-
FIRST QUARTER					
<u>TOTAL</u> . . . . .	<u>34</u>	<u>47</u>	-	<u>34</u>	<u>47</u>
<u>OFFICER - TOTAL</u> . . . . .	<u>32</u>	<u>47</u>	-	<u>32</u>	<u>47</u>
<u>Air Command and Staff School - Total</u> . . . . .	<u>24</u>	<u>40</u>	-	<u>24</u>	<u>40</u>
Academic Instructor . . . . .	24	-	-	24	-
Command Staff Officer . . . . .	-	30	-	-	30
Squadron Officer . . . . .	-	10	-	-	10
<u>Air War College - Total</u> . . . . .	-	<u>5</u>	-	-	<u>5</u>
<u>USAF Institute of Technology - Total</u> . . . . .	<u>1</u>	<u>1</u>	-	-	<u>2</u>
Armament Engineer . . . . .	1	-	-	-	1
Electrical Engineer . . . . .	-	1	-	-	1
Installation Engineer, Advanced . . . . .	-	-	-	-	-
Installation Engineer, Basic . . . . .	-	-	-	-	-
<u>USAF School of Aviation Medicine-Total</u> . . . . .	<u>7</u>	<u>1</u>	-	<u>8</u>	-
Aviation Medicine, Primary Course . . . . .	3	1	-	4	-
Flight Nurse . . . . .	4	-	-	4	-
Medical Supply Officer . . . . .	-	-	-	-	-
Physical Training Officer . . . . .	-	-	-	-	-
<u>AIRMAN - TOTAL</u> . . . . .	<u>2</u>	-	-	<u>2</u>	-
<u>USAF School of Aviation Medicine-Total</u> . . . . .	<u>2</u>	-	-	<u>2</u>	-
Physical Training Apprentice Course . . . . .	2	-	-	2	-

TABLE 210 - USAF PROFESSIONAL AND TECHNOLOGICAL TRAINING OF FOREIGN NATIONALS -  
FY 1955 (CONTINUED)

(See first page of this table for headnote)

TYPE OF TRAINING BY COURSE	UNDER INSTRUCTION (BEGINNING OF PERIOD)	DURING PERIOD			UNDER INSTRUCTION (END OF PERIOD)
		Entries	Losses	Graduates	
SECOND QUARTER					
<u>TOTAL</u> . . . . .	<u>47</u>	<u>13</u>	-	<u>52</u>	<u>8</u>
<u>OFFICER - TOTAL</u> . . . . .	<u>47</u>	<u>13</u>	-	<u>52</u>	<u>8</u>
<u>Air Command and Staff School - Total</u> . . . . .	<u>40</u>	<u>4</u>	-	<u>43</u>	<u>1</u>
Academic Instructor . . . . .	-	4	-	4	-
Command Staff Officer . . . . .	30	-	-	29	1
Squadron Officer . . . . .	10	-	-	10	-
<u>Air War College - Total</u> . . . . .	<u>2</u>	-	-	-	<u>2</u>
<u>USAF Institute of Technology - Total</u> . . . . .	<u>2</u>	<u>3</u>	-	<u>3</u>	<u>2</u>
Armament Engineer . . . . .	1	-	-	-	1
Electrical Engineer . . . . .	1	-	-	-	1
Installation Engineer, Advanced . . . . .	-	-	-	-	-
Installation Engineer, Basic . . . . .	-	3	-	3	-
<u>USAF School of Aviation Medicine - Total</u> . . . . .	-	<u>6</u>	-	<u>6</u>	-
Aviation Medicine, Primary Course . . . . .	-	4	-	4	-
Flight Nurse . . . . .	-	-	-	-	-
Medical Supply Officer . . . . .	-	1	-	1	-
Physical Training Officer . . . . .	-	1	-	1	-
<u>AIRMAN - TOTAL</u> . . . . .	-	-	-	-	-
<u>USAF School of Aviation Medicine - Total</u> . . . . .	-	-	-	-	-
Physical Training Apprentice Course . . . . .	-	-	-	-	-
THIRD QUARTER					
<u>TOTAL</u> . . . . .	<u>8</u>	<u>42</u>	<u>1</u>	<u>5</u>	<u>44</u>
<u>OFFICER - TOTAL</u> . . . . .	<u>8</u>	<u>42</u>	<u>1</u>	<u>5</u>	<u>44</u>
<u>Air Command and Staff School - Total</u> . . . . .	<u>1</u>	<u>20</u>	-	<u>1</u>	<u>20</u>
Academic Instructor . . . . .	-	4	-	1	3
Command Staff Officer . . . . .	1	-	-	-	1
Squadron Officer . . . . .	-	16	-	-	16
<u>Air War College - Total</u> . . . . .	<u>5</u>	-	-	-	<u>5</u>
<u>USAF Institute of Technology - Total</u> . . . . .	<u>2</u>	<u>6</u>	<u>1</u>	<u>1</u>	<u>6</u>
Armament Engineer . . . . .	1	-	-	1	-
Electrical Engineer . . . . .	1	-	-	-	1
Installation Engineer, Advanced . . . . .	-	6	1	-	5
Installation Engineer, Basic . . . . .	-	-	-	-	-
<u>USAF School of Aviation Medicine - Total</u> . . . . .	-	<u>16</u>	-	<u>3</u>	<u>13</u>
Aviation Medicine, Primary Course . . . . .	-	13	-	1	12
Flight Nurse . . . . .	-	2	-	2	-
Medical Supply Officer . . . . .	-	-	-	-	-
Physical Training Officer . . . . .	-	1	-	-	1
<u>AIRMAN - TOTAL</u> . . . . .	-	-	-	-	-
<u>USAF School of Aviation Medicine - Total</u> . . . . .	-	-	-	-	-
Physical Training Apprentice Course . . . . .	-	-	-	-	-

TABLE 210 - USAF PROFESSIONAL AND TECHNOLOGICAL TRAINING OF FOREIGN NATIONALS -  
FY 1955 (CONTINUED)

(See first page of this table for headnote)

TYPE OF TRAINING BY COURSE	UNDER INSTRUCTION (BEGINNING OF PERIOD)	DURING PERIOD			UNDER INSTRUCTION (END OF PERIOD)
		Entries	Losses	Graduates	
FOURTH QUARTER					
<u>TOTAL</u> . . . . .	<u>44</u>	<u>26</u>	-	<u>36</u>	<u>34</u>
<u>OFFICER - TOTAL</u> . . . . .	<u>44</u>	<u>26</u>	-	<u>36</u>	<u>34</u>
<u>Air Command and Staff School - Total</u> . . . . .	<u>20</u>	<u>26</u>	-	<u>25</u>	<u>21</u>
Academic Instructor . . . . .	3	5	-	8	-
Command Staff Officer . . . . .	1	-	-	1	-
Squadron Officer . . . . .	16	21	-	16	21
<u>Air War College - Total</u> . . . . .	<u>5</u>	-	-	<u>5</u>	-
<u>USAF Institute of Technology - Total</u> . . . . .	<u>6</u>	-	-	<u>5</u>	<u>1</u>
Armament Engineer . . . . .	-	-	-	-	-
Electrical Engineer . . . . .	1	-	-	-	1
Installation Engineer, Advanced . . . . .	5	-	-	5	-
Installation Engineer, Basic . . . . .	-	-	-	-	-
<u>USAF School of Aviation Medicine-Total</u> . . . . .	<u>13</u>	-	-	<u>1</u>	<u>12</u>
Aviation Medicine, Primary Course . . . . .	12	-	-	-	12
Flight Nurse . . . . .	-	-	-	-	-
Medical Supply Officer . . . . .	-	-	-	-	-
Physical Training Officer . . . . .	1	-	-	1	-
<u>AIRMAN - TOTAL</u> . . . . .	-	-	-	-	-
<u>USAF School of Aviation Medicine-Total</u> . . . . .	-	-	-	-	-
Physical Training Apprentice Course . . . . .	-	-	-	-	-

TABLE 211 - TECHNICAL TRAINING OF FOREIGN NATIONALS BY AIR TRAINING COMMAND - FY 1955

(Table below is a modification of Table 184, FY 1954)

TYPE OF PERSONNEL	UNDER INSTRUCTION (BEGINNING OF PERIOD)	DURING PERIOD			UNDER INSTRUCTION (END OF PERIOD)
		Entries	Losses	Graduates	
<u>FY 1955 - TOTAL</u> . . . . .	<u>339</u>	<u>2,147</u>	<u>147</u>	<u>1,709</u>	<u>630</u>
<u>OFFICER - TOTAL</u> . . . . .	<u>140</u>	<u>765</u>	<u>34</u>	<u>591</u>	<u>280</u>
<u>AIRMAN - TOTAL</u> . . . . .	<u>199</u>	<u>1,382</u>	<u>113</u>	<u>1,118</u>	<u>350</u>
<u>FIRST QUARTER - TOTAL</u> . . . . .	<u>339</u>	<u>270</u>	<u>24</u>	<u>266</u>	<u>319</u>
Officer . . . . .	140	90	9	93	128
Airman . . . . .	199	180	15	173	191
<u>SECOND QUARTER - TOTAL</u> . . . . .	<u>319</u>	<u>650</u>	<u>10</u>	<u>194</u>	<u>765</u>
Officer . . . . .	128	187	3	72	240
Airman . . . . .	191	463	7	122	525
<u>THIRD QUARTER - TOTAL</u> . . . . .	<u>765</u>	<u>722</u>	<u>67</u>	<u>656</u>	<u>771</u>
Officer . . . . .	240	279	12	207	300
Airman . . . . .	525	450	55	449	471
<u>FOURTH QUARTER - TOTAL</u> . . . . .	<u>771</u>	<u>498</u>	<u>46</u>	<u>523</u>	<u>630</u>
Officer . . . . .	300	209	10	219	280
Airman . . . . .	471	289	36	374	350

SOURCE: Personnel Statistics Division, Directorate of Statistical Services, DCS/Comptroller

TABLE 212 - TRAINING OF USAF PERSONNEL IN OTHER MILITARY SCHOOLS - FY 1955

[Table below is a modification of Table 191, FY 1954]

TYPE OF TRAINING	UNDER INSTRUCTION (BEGINNING OF PERIOD)	DURING PERIOD			UNDER INSTRUCTION (END OF PERIOD)
		Entries	Losses	Graduates	
FY 1955					
<u>TOTAL</u> . . . . .	<u>106</u>	<u>209</u>	-	<u>190</u>	<u>125</u>
Armed Forces Staff College . . . . .	64	141	-	130	75
Industrial College of Armed Forces . . .	22	35	-	28	29
National War College . . . . .	20	33	-	32	21
FIRST QUARTER					
<u>TOTAL</u> . . . . .	<u>106</u>	<u>126</u>	-	<u>90</u>	<u>142</u>
Armed Forces Staff College . . . . .	64	67	-	61	70
Industrial College of Armed Forces . . .	22	33	-	16	39
National War College . . . . .	20	26	-	13	33
SECOND QUARTER					
<u>TOTAL</u> . . . . .	<u>142</u>	<u>14</u>	-	<u>12</u>	<u>144</u>
Armed Forces Staff College . . . . .	70	11	-	3	78
Industrial College of Armed Forces . . .	39	-	-	6	33
National War College . . . . .	33	3	-	3	33
THIRD QUARTER					
<u>TOTAL</u> . . . . .	<u>144</u>	<u>60</u>	-	<u>66</u>	<u>138</u>
Armed Forces Staff College . . . . .	78	59	-	66	71
Industrial College of Armed Forces . . .	33	1	-	-	34
National War College . . . . .	33	-	-	-	33
FOURTH QUARTER					
<u>TOTAL</u> . . . . .	<u>138</u>	<u>9</u>	-	<u>22</u>	<u>125</u>
Armed Forces Staff College . . . . .	71	4	-	-	75
Industrial College of Armed Forces . . .	34	1	-	6	29
National War College . . . . .	33	4	-	16	21

SOURCE: Personnel Statistics Division, Directorate of Statistical Services, DCS/Comptroller.

TABLE 213 -- TRAINING OF USAF OFFICERS IN ARMY SCHOOLS -- FY 1955

(Table below is a modification of Table 192, FY 1954)

TYPE OF TRAINING	UNDER INSTRUCTION (BEGINNING OF PERIOD)	PERIOD DURING			UNDER INSTRUCTION (END OF PERIOD)
		Entries	Losses	Graduates	
FY 1955					
<u>TOTAL</u> . . . . .	<u>54</u>	<u>659</u>	<u>60</u>	<u>596</u>	<u>57</u>
Adjutant General . . . . .	-	2	-	2	-
Army Language . . . . .	10	28	3	21	14
Army Air Attache . . . . .	-	14	-	14	-
Army War College . . . . .	-	8	-	8	-
Artillery . . . . .	-	27	-	27	-
Chemical Corps . . . . .	-	4	-	4	-
Command and General Staff College . . . . .	-	31	-	29	2
Counter Intelligence . . . . .	-	46	3	42	1
Dentistry Advanced . . . . .	-	3	3	-	-
Engineer . . . . .	17	147	7	151	6
Finance . . . . .	-	1	-	1	-
Infantry . . . . .	2	30	7	25	-
Meat and Dairy Hygiene . . . . .	-	21	-	16	5
Medical Field Service . . . . .	-	62	15	47	-
Medical Service Graduate . . . . .	-	11	-	11	-
Packaging Course (Joint Military) . . . . .	3	29	-	31	1
Provost Marshal General Staff . . . . .	4	15	1	13	5
Psychological Warfare . . . . .	-	11	-	11	-
Public Information . . . . .	-	37	-	30	7
Quartermaster . . . . .	-	13	-	12	1
Signal . . . . .	-	35	20	15	-
Strategic Intelligence . . . . .	18	63	1	66	14
Transportation . . . . .	-	21	-	20	1
FIRST QUARTER					
<u>TOTAL</u> . . . . .	<u>54</u>	<u>192</u>	<u>23</u>	<u>100</u>	<u>123</u>
Adjutant General . . . . .	-	-	-	-	-
Army Language . . . . .	10	9	3	4	12
Army Air Attache . . . . .	-	-	-	-	-
Army War College . . . . .	-	8	-	-	8
Artillery . . . . .	-	3	-	3	-
Chemical Corps . . . . .	-	3	-	2	1
Command and General Staff College . . . . .	-	18	-	9	9
Counter Intelligence . . . . .	-	5	-	5	-
Dentistry Advanced . . . . .	-	3	-	-	3
Engineer . . . . .	17	29	1	27	18
Finance . . . . .	-	1	-	-	1
Infantry . . . . .	2	10	1	10	1
Meat and Dairy Hygiene . . . . .	-	5	-	-	5
Medical Field Service . . . . .	-	40	-	-	40
Medical Service Graduate . . . . .	-	-	-	-	-
Packaging Course (Joint Military) . . . . .	3	8	-	10	1
Provost Marshal General Staff . . . . .	4	-	-	4	-
Psychological Warfare . . . . .	-	-	-	-	-
Public Information . . . . .	-	-	-	-	-
Quartermaster . . . . .	-	2	-	2	-
Signal . . . . .	-	31	18	5	8
Strategic Intelligence . . . . .	18	17	-	19	16
Transportation . . . . .	-	-	-	-	-
SECOND QUARTER					
<u>TOTAL</u> . . . . .	<u>123</u>	<u>89</u>	<u>10</u>	<u>112</u>	<u>90</u>
Adjutant General . . . . .	-	-	-	-	-
Army Language . . . . .	12	4	-	8	8
Army Air Attache . . . . .	-	-	-	-	-
Army War College . . . . .	8	-	-	-	8
Artillery . . . . .	-	5	-	5	-
Chemical Corps . . . . .	1	1	-	2	-
Command and General Staff College . . . . .	9	-	-	-	9
Counter Intelligence . . . . .	-	17	-	17	-
Dentistry Advanced . . . . .	3	-	3	-	-
Engineer . . . . .	18	2	1	17	2
Finance . . . . .	1	-	-	-	1

TABLE 213 - TRAINING OF USAF OFFICERS IN ARMY SCHOOLS - FY 1955 (CONTINUED)

(See first page of this table for headnote)

TYPE OF TRAINING	UNDER INSTRUCTION (BEGINNING OF PERIOD)	DURING PERIOD			UNDER INSTRUCTION (END OF PERIOD)
		Entries	Losses	Graduates	
SECOND QUARTER - CONTINUED					
Infantry . . . . .	1	8	4	5	-
Meat and Dairy Hygiene . . . . .	5	5	-	5	5
Medical Field Service . . . . .	40	-	-	-	40
Medical Service Graduate . . . . .	-	3	-	3	-
Packaging Course (Joint Military) . . . . .	1	4	-	5	-
Provost Marshal General Staff . . . . .	-	4	-	4	-
Psychological Warfare . . . . .	-	-	-	-	-
Public Information . . . . .	-	6	-	6	-
Quartermaster . . . . .	-	6	-	7	1
Signal . . . . .	8	4	2	10	-
Strategic Intelligence . . . . .	16	20	-	20	16
Transportation . . . . .	-	-	-	-	-
THIRD QUARTER					
<u>TOTAL</u> . . . . .	<u>90</u>	<u>247</u>	<u>19</u>	<u>143</u>	<u>175</u>
Adjutant General . . . . .	-	2	-	1	1
Army Language . . . . .	8	7	-	4	11
Army Air Attache . . . . .	-	5	-	5	-
Army War College . . . . .	8	-	-	-	8
Artillery . . . . .	-	16	-	14	2
Chemical Corps . . . . .	-	-	-	-	-
Command and General Staff College . . . . .	9	-	-	-	9
Counter Intelligence . . . . .	-	16	-	8	8
Dentistry Advanced . . . . .	-	-	-	-	-
Engineer . . . . .	2	78	2	48	30
Finance . . . . .	1	-	-	-	1
Infantry . . . . .	-	6	-	5	1
Meat and Dairy Hygiene . . . . .	5	6	-	5	6
Medical Field Service . . . . .	40	22	15	10	37
Medical Service Graduate . . . . .	-	8	-	-	8
Packaging Course (Joint Military) . . . . .	-	10	-	9	1
Provost Marshal General Staff . . . . .	-	6	1	5	-
Psychological Warfare . . . . .	-	-	-	-	-
Public Information . . . . .	-	24	-	11	13
Quartermaster . . . . .	1	3	-	1	3
Signal . . . . .	-	-	-	-	-
Strategic Intelligence . . . . .	16	18	1	17	16
Transportation . . . . .	-	20	-	-	20
FOURTH QUARTER					
<u>TOTAL</u> . . . . .	<u>175</u>	<u>131</u>	<u>8</u>	<u>241</u>	<u>57</u>
Adjutant General . . . . .	1	-	-	1	-
Army Language . . . . .	11	8	-	5	14
Army Air Attache . . . . .	-	9	-	9	-
Army War College . . . . .	8	-	-	8	-
Artillery . . . . .	2	3	-	5	-
Chemical Corps . . . . .	-	-	-	-	-
Command and General Staff College . . . . .	9	13	-	20	2
Counter Intelligence . . . . .	8	8	3	12	1
Dentistry Advanced . . . . .	-	-	-	-	-
Engineer . . . . .	30	38	3	59	6
Finance . . . . .	1	-	-	1	-
Infantry . . . . .	1	6	2	5	-
Meat and Dairy Hygiene . . . . .	6	5	-	6	5
Medical Field Service . . . . .	37	-	-	37	-
Medical Service Graduate . . . . .	8	-	-	8	-
Packaging Course (Joint Military) . . . . .	1	7	-	7	1
Provost Marshal General Staff . . . . .	-	5	-	-	5
Psychological Warfare . . . . .	-	11	-	11	-
Public Information . . . . .	13	7	-	13	7
Quartermaster . . . . .	3	2	-	4	1
Signal . . . . .	-	-	-	-	-
Strategic Intelligence . . . . .	16	8	-	10	14
Transportation . . . . .	20	1	-	20	1

SOURCE: Personnel Statistics Division, Directorate of Statistical Services, DCS/Comptroller



TABLE 214 - TRAINING OF AIRMEN IN ARMY SCHOOLS - FY 1955

(Table below is a modification of Table 192, FY 1954)

TYPE OF TRAINING	UNDER INSTRUCTION (BEGINNING OF PERIOD)	DURING PERIOD			UNDER INSTRUCTION (END OF PERIOD)
		Entries	Losses	Graduates	
FY 1955					
TOTAL . . . . .	576	3,767	771	2,963	609
Adjutant General . . . . .	-	477	136	204	137
Army Language . . . . .	180	271	53	277	121
Army Security . . . . .	6	-	-	6	-
Artillery . . . . .	2	-	-	2	-
Attache . . . . .	-	12	-	9	3
Chemical Corps . . . . .	-	4	-	4	-
Counter Intelligence . . . . .	-	1	-	-	1
Cryptographic Security . . . . .	-	4	-	4	-
Engineer . . . . .	189	1,213	251	933	218
Engineer Specialist . . . . .	-	15	5	7	3
Finance . . . . .	-	14	-	14	-
Infantry . . . . .	-	96	47	49	-
Medical Field Services . . . . .	177	1,252	215	1,104	110
Optician . . . . .	11	-	11	-	-
Ordnance . . . . .	-	2	-	2	-
Packaging Course (Joint Military) . . . . .	7	233	11	227	2
Public Information . . . . .	-	54	2	40	12
Quartermaster . . . . .	-	23	-	22	1
St Louis Medical Depot . . . . .	-	58	39	18	1
Strategic Intelligence . . . . .	4	36	-	40	-
Transportation . . . . .	-	2	1	1	-
FIRST QUARTER					
TOTAL . . . . .	576	855	201	616	614
Adjutant General . . . . .	-	121	4	15	102
Army Language . . . . .	180	41	12	108	101
Army Security . . . . .	6	-	-	6	-
Artillery . . . . .	2	-	-	-	2
Attache . . . . .	-	-	-	-	-
Chemical Corps . . . . .	-	4	-	4	-
Counter Intelligence . . . . .	-	-	-	-	-
Cryptographic Security . . . . .	-	-	-	-	-
Engineer . . . . .	189	273	82	202	178
Engineer Specialist . . . . .	-	-	-	-	-
Finance . . . . .	-	-	-	-	-
Infantry . . . . .	-	27	-	8	19
Medical Field Services . . . . .	177	313	76	226	188
Optician . . . . .	11	-	11	-	-
Ordnance . . . . .	-	-	-	-	-
Packaging Course (Joint Military) . . . . .	7	37	-	31	13
Public Information . . . . .	-	-	-	-	-
Quartermaster . . . . .	-	-	-	-	-
St Louis Medical Depot . . . . .	-	26	16	4	6
Strategic Intelligence . . . . .	4	13	-	12	5
Transportation . . . . .	-	-	-	-	-
SECOND QUARTER					
TOTAL . . . . .	614	911	158	765	602
Adjutant General . . . . .	102	86	27	20	141
Army Language . . . . .	101	67	11	56	101
Army Security . . . . .	-	-	-	-	-
Artillery . . . . .	2	-	-	2	-
Attache . . . . .	-	-	-	-	-
Chemical Corps . . . . .	-	-	-	-	-
Counter Intelligence . . . . .	-	-	-	-	-
Cryptographic Security . . . . .	-	-	-	-	-
Engineer . . . . .	178	308	44	221	221
Engineer Specialist . . . . .	-	-	-	-	-
Finance . . . . .	-	-	-	-	-
Infantry . . . . .	19	43	31	31	-
Medical Field Services . . . . .	188	276	29	304	131
Optician . . . . .	-	-	-	-	-

TABLE 214 - TRAINING OF AIRMEN IN ARMY SCHOOLS - FY 1955 (CONTINUED)

(See first page of this table for headnote)

TYPE OF TRAINING	UNDER INSTRUCTION (BEGINNING OF PERIOD)	DURING PERIOD			UNDER INSTRUCTION (END OF PERIOD)
		Entries	Losses	Graduates	
SECOND QUARTER - CONTINUED					
Ordnance . . . . .	-	-	-	-	-
Packaging Course (Joint Military) . . . . .	13	83	4	92	-
Public Information . . . . .	-	10	-	10	-
Quartermaster . . . . .	-	1	-	-	1
St Louis Medical Depot . . . . .	6	15	12	2	7
Strategic Intelligence . . . . .	5	22	-	27	-
Transportation . . . . .	-	-	-	-	-
THIRD QUARTER					
<u>TOTAL</u> . . . . .	<u>602</u>	<u>1,089</u>	<u>215</u>	<u>725</u>	<u>751</u>
Adjutant General . . . . .	141	122	36	87	140
Army Language . . . . .	101	118	11	25	183
Army Security . . . . .	-	-	-	-	-
Artillery . . . . .	-	-	-	-	-
Attache . . . . .	-	-	-	-	-
Chemical Corps . . . . .	-	-	-	-	-
Counter Intelligence . . . . .	-	1	-	-	1
Cryptographic Security . . . . .	-	-	-	-	-
Engineer . . . . .	221	316	74	251	212
Engineer Specialist . . . . .	-	8	-	3	5
Finance . . . . .	-	14	-	14	-
Infantry . . . . .	-	16	15	1	-
Medical Field Services . . . . .	131	370	71	265	165
Optician . . . . .	-	-	-	-	-
Ordnance . . . . .	-	2	-	-	2
Packaging Course (Joint Military) . . . . .	-	62	4	53	5
Public Information . . . . .	-	30	-	15	15
Quartermaster . . . . .	1	14	-	-	15
St Louis Medical Depot . . . . .	7	10	4	7	6
Strategic Intelligence . . . . .	-	4	-	4	-
Transportation . . . . .	-	2	-	-	2
FOURTH QUARTER					
<u>TOTAL</u> . . . . .	<u>751</u>	<u>912</u>	<u>197</u>	<u>857</u>	<u>609</u>
Adjutant General . . . . .	140	148	69	82	137
Army Language . . . . .	183	45	19	88	121
Army Security . . . . .	-	-	-	-	-
Artillery . . . . .	-	-	-	-	-
Attache . . . . .	-	12	-	9	3
Chemical Corps . . . . .	-	-	-	-	-
Counter Intelligence . . . . .	1	-	-	-	1
Cryptographic Security . . . . .	-	-	-	-	-
Engineer . . . . .	212	316	51	259	218
Engineer Specialist . . . . .	5	7	5	4	3
Finance . . . . .	-	-	-	-	-
Infantry . . . . .	-	10	1	9	-
Medical Field Services . . . . .	165	293	39	309	110
Optician . . . . .	-	-	-	-	-
Ordnance . . . . .	2	-	-	2	-
Packaging Course (Joint Military) . . . . .	5	51	3	51	2
Public Information . . . . .	15	14	2	15	12
Quartermaster . . . . .	15	8	-	22	1
St Louis Medical Depot . . . . .	6	7	7	5	1
Strategic Intelligence . . . . .	-	1	-	1	-
Transportation . . . . .	2	-	1	1	-

SOURCE: Personnel Statistics Division, Directorate of Statistical Services, DCS/Comptroller

TABLE 215 - TRAINING OF USAF OFFICERS IN US NAVY SCHOOLS - FY 1955

(Table below is a modification of Table 193, FY 1954).

TYPE OF TRAINING	UNDER INSTRUCTION (BEGINNING OF PERIOD)	DURING PERIOD			UNDER INSTRUCTION (END OF PERIOD)
		Entries	Losses	Graduates	
FY 1955					
<u>TOTAL</u> . . . . .	<u>13</u>	<u>314</u>	<u>6</u>	<u>202</u>	<u>119</u>
<u>Educational Training - Total</u> . . . . .	<u>2</u>	<u>80</u>	-	-	<u>82</u>
Armed Forces Staff College . . . . .	-	64	-	-	64
Naval Postgraduate School . . . . .	2	2	-	-	4
Naval War College . . . . .	-	14	-	-	14
<u>Technical Training - Total</u> . . . . .	<u>11</u>	<u>234</u>	<u>6</u>	<u>202</u>	<u>37</u>
Amphibian Planning Course . . . . .	-	30	-	30	-
Atomic Defense Monitor Course . . . . .	-	10	-	10	-
ABCD Course . . . . .	10	72	4	65	13
Biological and Chemical Warfare . . . . .	-	1	-	1	-
CIC Watch Officer . . . . .	-	1	-	1	-
Gunnery Trainer . . . . .	-	1	-	1	-
Inspector Course . . . . .	-	8	-	8	-
Intelligence . . . . .	-	9	1	-	8
Land Ordnance Course . . . . .	1	31	1	23	8
Naval Justice Course . . . . .	-	1	-	1	-
Practical Atomic Defense . . . . .	-	7	-	7	-
Radiac Maintenance Course . . . . .	-	3	-	2	1
Shipboard Instrument Training . . . . .	-	5	-	5	-
Shipboard Recognition Indoctrination . . . . .	-	4	-	4	-
Transportation and Traffic Maintenance . . . . .	-	4	-	-	4
Weapons Aerology . . . . .	-	2	-	2	-
Weapons Disposal Course . . . . .	-	27	-	24	3
Weapons Orientation . . . . .	-	18	-	18	-
FIRST QUARTER					
<u>TOTAL</u> . . . . .	<u>13</u>	<u>51</u>	-	<u>37</u>	<u>27</u>
<u>Educational Training - Total</u> . . . . .	<u>2</u>	<u>16</u>	-	-	<u>18</u>
Armed Forces Staff College . . . . .	-	-	-	-	-
Naval War College . . . . .	-	14	-	-	14
Naval Postgraduate School . . . . .	2	2	-	-	4
<u>Technical Training - Total</u> . . . . .	<u>11</u>	<u>35</u>	-	<u>37</u>	<u>2</u>
Amphibian Planning Course . . . . .	-	5	-	5	-
Atomic Defense Monitor Course . . . . .	-	7	-	7	-
ABCD Course . . . . .	10	-	-	10	-
Biological and Chemical Warfare . . . . .	-	-	-	-	-
CIC Watch Officer . . . . .	-	1	-	1	-
Gunnery Trainer . . . . .	-	1	-	1	-
Intelligence . . . . .	-	-	-	-	-
Instructor Course . . . . .	-	3	-	3	-
Land Ordnance Course . . . . .	1	10	-	6	5
Naval Justice Course . . . . .	-	-	-	-	-
Practical Atomic Defense . . . . .	-	-	-	-	-
Radiac Maintenance Course . . . . .	-	-	-	-	-
Shipboard Instrument Training . . . . .	-	-	-	-	-
Shipboard Recognition Indoctrination . . . . .	-	-	-	-	-
Transportation and Traffic Maintenance . . . . .	-	-	-	-	-
Weapons Aerology . . . . .	-	2	-	2	-
Weapons Disposal Course . . . . .	-	6	-	2	4
Weapons Orientation . . . . .	-	-	-	-	-
SECOND QUARTER					
<u>TOTAL</u> . . . . .	<u>27</u>	<u>42</u>	<u>1</u>	<u>37</u>	<u>31</u>
<u>Educational Training - Total</u> . . . . .	<u>18</u>	-	-	-	<u>18</u>
Armed Forces Staff College . . . . .	-	-	-	-	-
Naval War College . . . . .	14	-	-	-	14
Naval Postgraduate School . . . . .	4	-	-	-	4

TABLE 215 - TRAINING OF USAF OFFICERS IN US NAVY SCHOOLS - FY 1955 (CONTINUED)

(See first page of this table for headnote)

TYPE OF TRAINING	UNDER INSTRUCTION (BEGINNING OF PERIOD)	DURING PERIOD			UNDER INSTRUCTION (END OF PERIOD)
		Entries	Losses	Graduates	
SECOND QUARTER - CONTINUED					
<u>Technical Training - Total</u> . . . . .	<u>9</u>	<u>42</u>	<u>1</u>	<u>37</u>	<u>13</u>
Amphibian Planning Course . . . . .	-	13	-	13	-
Atomic Defense Monitor Course . . . . .	-	3	-	3	-
ABCD Course . . . . .	-	3	-	3	-
Biological and Chemical Warfare . . . . .	-	-	-	-	-
CIC Watch Officer . . . . .	-	-	-	-	-
Gunnery Trainer . . . . .	-	-	-	-	-
Intelligence . . . . .	-	-	-	-	-
Instructor Course . . . . .	-	-	-	-	-
Land Ordnance Course . . . . .	5	11	1	5	10
Naval Justice Course . . . . .	-	1	-	1	-
Practical Atomic Defense . . . . .	-	1	-	1	-
Radiac Maintenance Course . . . . .	-	-	-	-	-
Shipboard Instrument Training . . . . .	-	-	-	-	-
Shipboard Recognition Indoctrination . . . . .	-	-	-	-	-
Transportation and Traffic Maintenance . . . . .	-	3	-	-	3
Weapons Aerology . . . . .	-	-	-	-	-
Weapons Disposal Course . . . . .	4	4	-	8	-
Weapons Orientation . . . . .	-	3	-	3	-
THIRD QUARTER					
<u>TOTAL</u> . . . . .	<u>31</u>	<u>134</u>	<u>4</u>	<u>66</u>	<u>95</u>
<u>Education Training - Total</u> . . . . .	<u>18</u>	<u>64</u>	-	-	<u>82</u>
Armed Forces Staff College . . . . .	-	64	-	-	64
Naval War College . . . . .	14	-	-	-	14
Naval Postgraduate School . . . . .	4	-	-	-	4
<u>Technical Training - Total</u> . . . . .	<u>13</u>	<u>70</u>	<u>4</u>	<u>66</u>	<u>13</u>
Amphibian Planning Course . . . . .	-	9	-	9	-
Atomic Defense Monitor Course . . . . .	-	-	-	-	-
ABCD Course . . . . .	-	24	4	17	3
Biological and Chemical Warfare . . . . .	-	-	-	-	-
CIC Watch Officer . . . . .	-	-	-	-	-
Gunnery Trainer . . . . .	-	-	-	-	-
Intelligence . . . . .	-	4	-	-	4
Instructor Course . . . . .	-	4	-	4	-
Land Ordnance Course . . . . .	10	2	-	10	2
Naval Justice Course . . . . .	-	1	-	1	-
Practical Atomic Defense . . . . .	-	-	-	-	-
Radiac Maintenance Course . . . . .	-	-	-	-	-
Shipboard Instrument Training . . . . .	-	1	-	1	-
Shipboard Recognition Indoctrination . . . . .	-	4	-	4	-
Transportation and Traffic Maintenance . . . . .	3	1	-	-	4
Weapons Aerology . . . . .	-	-	-	-	-
Weapons Disposal Course . . . . .	-	11	-	11	-
Weapons Orientation . . . . .	-	9	-	9	-
FOURTH QUARTER					
<u>TOTAL</u> . . . . .	<u>95</u>	<u>87</u>	<u>1</u>	<u>62</u>	<u>119</u>
<u>Educational Training - Total</u> . . . . .	<u>82</u>	-	-	-	<u>82</u>
Armed Forces Staff College . . . . .	64	-	-	-	64
Naval War College . . . . .	14	-	-	-	14
Naval Postgraduate School . . . . .	4	-	-	-	4
<u>Technical Training - Total</u> . . . . .	<u>13</u>	<u>87</u>	<u>1</u>	<u>62</u>	<u>37</u>
Amphibian Planning Course . . . . .	-	3	-	3	-
Atomic Defense Monitor Course . . . . .	-	-	-	-	-
ABCD Course . . . . .	3	45	-	35	13
Biological and Chemical Warfare . . . . .	-	1	-	1	-
CIC Watch Officer . . . . .	-	-	-	-	-
Gunnery Trainer . . . . .	-	-	-	-	-
Intelligence . . . . .	4	5	1	-	8
Instructor Course . . . . .	-	1	-	1	-

TABLE 215 - TRAINING OF USAF OFFICERS IN US NAVY SCHOOLS - FY 1955 (CONTINUED)

(See first page of this table for headnote)

TYPE OF TRAINING	UNDER INSTRUCTION (BEGINNING OF PERIOD)	DURING PERIOD			UNDER INSTRUCTION (END OF PERIOD)
		Entries	Losses	Graduates	
FOURTH QUARTER - CONTINUED					
Land Ordnance Course . . . . .	2	8	-	2	8
Naval Justice Course . . . . .	-	-	-	-	-
Practical Atomic Defense . . . . .	-	5	-	5	-
Radiac Maintenance Course . . . . .	-	3	-	2	1
Shipboard Instrument Training . . . . .	-	4	-	4	-
Shipboard Recognition Indoctrination . . . . .	-	-	-	-	-
Transportation and Traffic Maintenance . . . . .	4	-	-	-	4
Weapons Aerology . . . . .	-	-	-	-	-
Weapons Disposal Course . . . . .	-	6	-	3	3
Weapons Orientation . . . . .	-	6	-	6	-

Source: Personnel Statistics Division, Directorate of Statistical Services, DCS/Comptroller

Note: ABCD - Atomic, Biological, Chemical, Disposal courses; CIC - Counter Intelligence Corps course

TABLE 216 - TRAINING OF AIRMEN IN US NAVY SCHOOLS - FY 1955

(Table below is a modification of Table 193, FY 1954)

	UNDER INSTRUCTION (BEGINNING OF PERIOD)	DURING PERIOD			UNDER INSTRUCTION (END OF PERIOD)
		Entries	Losses	Graduates	
FY 1955					
<u>TOTAL</u> . . . . .	<u>30</u>	<u>505</u>	<u>46</u>	<u>437</u>	<u>52</u>
<u>Educational Training - Total</u> . . . . .	-	<u>12</u>	<u>6</u>	<u>6</u>	-
Naval Preparation School . . . . .	-	12	6	6	-
<u>Technical Training - Total</u> . . . . .	<u>30</u>	<u>493</u>	<u>40</u>	<u>431</u>	<u>52</u>
Atomic Defense Monitor Course . . . . .	-	20	-	20	-
ABCD Course . . . . .	2	33	6	28	1
Basic Atomic Defense . . . . .	-	5	-	5	-
Biological and Chemical Warfare . . . . .	-	15	-	15	-
Engineman "Class A" . . . . .	14	54	5	50	13
Firefighting Course . . . . .	-	36	-	36	-
Instructor Course . . . . .	4	5	-	8	1
Land Ordnance Course . . . . .	9	122	18	94	19
Naval Justice Course . . . . .	-	27	1	26	-
Practical Atomic Defense . . . . .	-	44	-	44	-
Radiac Maintenance Course . . . . .	-	24	-	20	4
Shipboard Instrument Training . . . . .	-	19	-	19	-
Shipboard Recognition Indoctrination . . . . .	-	1	-	1	-
Teletype Maintenance School . . . . .	-	1	1	-	-
Weapon Disposal Course . . . . .	1	87	9	65	14
FIRST QUARTER					
<u>TOTAL</u> . . . . .	<u>30</u>	<u>117</u>	<u>17</u>	<u>64</u>	<u>66</u>
<u>Educational Training - Total</u> . . . . .	-	<u>3</u>	-	-	<u>3</u>
Naval Preparatory School . . . . .	-	3	-	-	3
<u>Technical Training - Total</u> . . . . .	<u>30</u>	<u>114</u>	<u>17</u>	<u>64</u>	<u>63</u>
Atomic Defense Monitor Course . . . . .	-	14	-	14	-
ABCD Course . . . . .	2	4	-	6	-
Basic Atomic Defense . . . . .	-	-	-	-	-
Biological and Chemical Warfare . . . . .	-	5	-	5	-
Engineman "Class A" . . . . .	14	14	2	12	14
Firefighting Course . . . . .	-	-	-	-	-
Instructor Course . . . . .	4	2	-	5	1
Land Ordnance Course . . . . .	9	42	11	12	28

TABLE 216 - TRAINING OF ARMEN IN US NAVY SCHOOLS - FY 1955 (CONTINUED)

(See first page of this table for headnote)

TYPE OF TRAINING	UNDER INSTRUCTION (BEGINNING OF PERIOD)	DURING PERIOD			UNDER INSTRUCTION (END OF PERIOD)
		Entries	Losses	Graduates	
FIRST QUARTER - CONTINUED					
Naval Justice Course . . . . .	-	19	-	6	13
Practical Atomic Defense . . . . .	-	-	-	-	-
Radiac Maintenance Course . . . . .	-	3	-	-	3
Shipboard Instrument Training . . . . .	-	-	-	-	-
Shipboard Recognition Indoctrination . . . . .	-	-	-	-	-
Teletype Maintenance School . . . . .	-	1	1	-	-
Weapon Disposal Course . . . . .	1	10	3	4	4
SECOND QUARTER					
<u>TOTAL</u> . . . . .	<u>66</u>	<u>107</u>	<u>13</u>	<u>113</u>	<u>47</u>
<u>Technical Training - Total</u> . . . . .	<u>63</u>	<u>104</u>	<u>12</u>	<u>113</u>	<u>42</u>
Atomic Defense Monitor Course . . . . .	-	6	-	6	-
ABCD Course . . . . .	-	2	-	2	-
Basic Atomic Defense . . . . .	-	1	-	1	-
Biological and Chemical Warfare . . . . .	-	1	-	1	-
Engineman "Class A" . . . . .	14	11	3	8	14
Firefighting Course . . . . .	-	12	-	12	-
Instructor Course . . . . .	1	2	-	3	-
Land Ordnance Course . . . . .	28	28	5	31	20
Naval Justice Course . . . . .	13	6	-	19	-
Practical Atomic Defense . . . . .	-	2	-	2	-
Radiac Maintenance Course . . . . .	3	5	-	8	-
Shipboard Instrument Training . . . . .	-	2	-	2	-
Shipboard Recognition Indoctrination . . . . .	-	-	-	-	-
Teletype Maintenance School . . . . .	-	-	-	-	-
Weapon Disposal Course . . . . .	4	26	4	18	8
<u>Educational Training - Total</u> . . . . .	<u>3</u>	<u>3</u>	<u>1</u>	<u>-</u>	<u>5</u>
Naval Preparatory School . . . . .	3	3	1	-	5
THIRD QUARTER					
<u>TOTAL</u> . . . . .	<u>47</u>	<u>136</u>	<u>1</u>	<u>101</u>	<u>81</u>
<u>Educational Training - Total</u> . . . . .	<u>5</u>	<u>6</u>	<u>-</u>	<u>-</u>	<u>11</u>
Naval Preparatory School . . . . .	5	6	-	-	11
<u>Technical Training - Total</u> . . . . .	<u>42</u>	<u>130</u>	<u>1</u>	<u>101</u>	<u>70</u>
Atomic Defense Monitor Course . . . . .	-	-	-	-	-
ABCD Course . . . . .	-	25	-	10	15
Basic Atomic Defense . . . . .	-	-	-	-	-
Biological and Chemical Warfare . . . . .	-	-	-	-	-
Engineman "Class A" . . . . .	14	13	-	10	17
Firefighting Course . . . . .	-	24	-	24	-
Instructor Course . . . . .	-	-	-	-	-
Land Ordnance Course . . . . .	20	27	-	20	27
Naval Justice Course . . . . .	-	1	-	-	1
Practical Atomic Defense . . . . .	-	4	-	4	-
Radiac Maintenance Course . . . . .	-	7	-	2	5
Shipboard Instrument Training . . . . .	-	9	-	9	-
Shipboard Recognition Indoctrination . . . . .	-	1	-	1	-
Teletype Maintenance School . . . . .	-	-	-	-	-
Weapons Disposal Course . . . . .	8	19	1	21	5
FOURTH QUARTER					
<u>TOTAL</u> . . . . .	<u>81</u>	<u>145</u>	<u>15</u>	<u>159</u>	<u>52</u>
<u>Educational Training - Total</u> . . . . .	<u>11</u>	<u>-</u>	<u>5</u>	<u>6</u>	<u>-</u>
Naval Preparation School . . . . .	11	-	5	6	-

TABLE 216 -- TRAINING OF AIRMEN IN US NAVY SCHOOLS -- FY 1955 (CONTINUED)

(See first page of this table for headnote)

TYPE OF TRAINING	UNDER INSTRUCTION (BEGINNING OF PERIOD)	DURING PERIOD			UNDER INSTRUCTION (END OF PERIOD)
		Entries	Losses	Graduates	
FOURTH QUARTER (CONTINUED)					
<u>Technical Training - Total</u> . . . . .	<u>70</u>	<u>145</u>	<u>10</u>	<u>153</u>	<u>52</u>
Atomic Defense Monitor Course . . . . .	-	-	-	-	-
ABCD Course . . . . .	15	2	6	10	1
Basic Atomic Defense . . . . .	-	4	-	4	-
Biological and Chemical Warfare . . . . .	-	9	-	9	-
Engineman "Class A" . . . . .	17	16	-	20	13
Firefighting Course . . . . .	-	-	-	-	-
Instructor Course . . . . .	-	1	-	-	1
Land Ordnance Course . . . . .	27	25	2	31	19
Naval Justice Course . . . . .	1	1	1	1	-
Practical Atomic Defense . . . . .	-	38	-	38	-
Radiac Maintenance Course . . . . .	5	9	-	10	4
Shipboard Instrument Training . . . . .	-	8	-	8	-
Shipboard Recognition Indoctrination . . . . .	-	-	-	-	-
Teletype Maintenance School . . . . .	-	-	-	-	-
Weapon Disposal Course . . . . .	5	32	1	22	14

Source: Personnel Statistics Division, Directorate of Statistical Services, DCS/Comptroller

Note: ABCD - Atomic, Biological, Chemical, Disposal courses; CIC - Counter Intelligence Corps course.

TABLE 217 - USAF PROFESSIONAL AND TECHNOLOGICAL TRAINING OF USAF PERSONNEL  
AT CIVILIAN SCHOOLS AND HOSPITALS - FY 1955

(Table below is a modification of Table 194, FY 1954)

TYPE OF TRAINING	UNDER INSTRUCTION (BEGINNING OF PERIOD)	DURING PERIOD			UNDER INSTRUCTION (END OF PERIOD)
		Entries	Losses	Graduates	
<b>TOTAL</b> . . . . .	<b>1,036</b>	<b>1,749</b>	<b>179</b>	<b>1,223</b>	<b>1,383</b>
<b>OFFICER - TOTAL</b> . . . . .	<b>841</b>	<b>1,087</b>	<b>73</b>	<b>888</b>	<b>967</b>
Administration, Business . . . . .	35	100	10	23	102
Administration, Public . . . . .	-	1	-1	-	-
Ceramics . . . . .	1	-	-	1	-
Chemistry, Biological . . . . .	15	4	2	10	7
Chemistry, Engineering . . . . .	2	2	-	-	4
Chemistry, Explosive . . . . .	1	-	-	1	-
Chemistry, General . . . . .	8	-	1	4	3
Chemistry, Nuclear . . . . .	17	1	-	11	7
Economics . . . . .	-	3	-	-	3
Economics, Foreign . . . . .	1	43	1	-	43
Education, Administration . . . . .	2	-	-	2	-
Education, General . . . . .	9	9	-	9	9
Engineering, Aeronautical Acft Structural	-	4	-	3	1
Engineering, Aeronautical, Dynamics . . .	-	1	-	-	1
Engineering, Aeronautical, Flight Test . .	3	-	2	1	-
Engineering, Aeronautical, General . . . .	7	30	-	3	34
Engineering, Aeronautical, Instruments . .	12	11	-	12	11
Engineering, Aeronautical, Jet-Ram . . . .	9	3	-	5	7
Engineering, Aeronautical, Jet-Rocket . . .	3	1	-	3	1
Engineering, Aeronautical, Rotary Wing . .	1	-	-	1	-
Engineering, Architectural . . . . .	3	-	-	3	-
Engineering, Civil . . . . .	18	40	1	11	46
Engineering, Electrical, Armament . . . . .	5	-	-	-	5
Engineering, Electrical, Communications . .	2	3	-	3	2
Engineering, Electrical, Electronics . . . .	19	7	1	19	6
Engineering, Electrical, General . . . . .	21	74	2	7	86
Engineering, Electrical, Instrument . . . .	-	1	-	-	1
Engineering, Electrical, Power . . . . .	2	1	1	1	1
Engineering, Electrical, Servo-Mechanisms	2	1	-	2	1
Engineering, Industrial and Production . . .	21	6	-	16	11
Engineering, Mechanical, Engine Design . .	3	-	-	2	1
Engineering, Mechanical, General . . . . .	9	11	2	6	12
Engineering, Mechanical, Thero-Dynamics . .	-	1	-	-	1
Engineering, Nuclear . . . . .	10	10	2	8	10
Engineering, Structural . . . . .	-	4	-	-	4
Engineering, Structural, Highway . . . . .	6	-	1	2	3
English . . . . .	1	3	-	1	3
Entomology . . . . .	1	1	-	1	1
Food Service and Technology . . . . .	1	-	-	1	-
Foreign Languages, Chinese . . . . .	-	14	-	-	14
Foreign Languages, French . . . . .	1	30	2	15	14
Foreign Languages, German . . . . .	6	-	-	6	-
Foreign Languages, Japanese . . . . .	1	3	-	4	-
Foreign Languages, Other . . . . .	5	16	-	10	11
Foreign Languages, Portugese . . . . .	2	8	1	9	-
Foreign Languages, Russian . . . . .	8	35	1	8	34
Foreign languages, Spanish . . . . .	-	47	-	31	16
Geophysics . . . . .	11	3	1	7	6
Guided Missiles . . . . .	23	7	1	15	14
Industrial Relations . . . . .	11	13	-	11	13
Management, Advanced . . . . .	21	130	-	49	102
Managerial, Production Management . . . . .	-	1	-	-	1
Mathematics . . . . .	19	9	-	18	10
Medical, Anaesthesia . . . . .	5	2	-	3	4
Medical, Aviation Medicine . . . . .	7	-	-	7	-
Medical, Aviation Medicine, Avn Physiologist	-	1	-	-	1
Medical, Dental, General Dentistry . . . . .	1	77	6	70	2
Medical, Dental, Oral Surgery . . . . .	2	4	-	1	5
Medical, Dental, Periodontics . . . . .	2	2	-	4	-
Medical, Dental, Prosthetics . . . . .	2	4	-	2	4



TABLE 217 - USAF PROFESSIONAL AND TECHNOLOGICAL TRAINING OF USAF PERSONNEL  
AT CIVILIAN SCHOOLS AND HOSPITALS - FY 1955 (CONTINUED)

(See first page of this table for headnote)

TYPE OF TRAINING	UNDER INSTRUCTION (BEGINNING OF PERIOD)	DURING PERIOD			UNDER INSTRUCTION (END OF PERIOD)
		Entries	Losses	Graduates	
Medical, Internal Medicine . . . . .	35	57	8	66	18
Medical, Internal Medicine, Dermatology . .	2	1	-	2	1
Medical, Internal Medicine, Neurology . .	-	1	-	-	1
Medical, Internal Medicine, Pediatrics . .	-	3	-	-	3
Medical, Internal Medicine, Physiology . .	3	3	-	-	6
Medical, Miscellaneous . . . . .	3	2	-	3	2
Medical, Miscellaneous, Administration . .	2	-	-	2	-
Medical, Miscellaneous, Nutrition (Dietetics)	3	3	-	3	3
Medical, Nursing, Anaesthesia . . . . .	2	1	-	1	2
Medical, Nursing, General . . . . .	6	4	-	5	5
Medical, Obstetrics . . . . .	1	-	-	1	-
Medical, Obstetrics, Gynecologist . . . .	13	8	1	3	17
Medical, Ophthalmology . . . . .	5	5	-	3	7
Medical, Otorhinolaryngology . . . . .	2	5	1	1	5
Medical, Pathology . . . . .	5	4	-	1	8
Medical, Pathology, Bacteriology . . . . .	1	-	-	1	-
Medical, Physical Medicine, Physio-Therapy	7	6	-	8	5
Medical, Preventative Medicine, Industrial Medicine . . . . .	-	1	-	-	1
Medical, Preventative Medicine, Public Health . . . . .	-	29	-	29	-
Medical, Psychiatry . . . . .	6	5	1	4	6
Medical, Psychiatry, Neuro-Psychiatrist . .	-	1	1	-	-
Medical, Psychiatry, Psychiatric Social Worker . . . . .	-	1	-	-	1
Medical, Psychiatry, Psychiatrist . . . . .	-	1	-	-	1
Medical, Psychology, Clinical . . . . .	2	1	-	2	1
Medical, Psychology, Educational . . . . .	2	-	-	1	1
Medical, Psychology, Experimental . . . . .	2	-	-	-	2
Medical, Psychology, General . . . . .	9	2	3	4	4
Medical, Psychology, Social . . . . .	4	1	-	4	1
Medical, Radiology . . . . .	14	6	-	7	13
Medical, Surgery, General . . . . .	37	8	2	14	29
Medical, Surgery, Neuro . . . . .	3	2	-	-	5
Medical, Surgery, Orthopedic . . . . .	8	7	-	3	12
Medical, Surgery, Plastic . . . . .	-	1	-	-	1
Medical, Surgery, Thoracic . . . . .	2	3	-	2	3
Medical, Surgery, Urology . . . . .	3	5	-	3	5
Medical, Veterinary, General . . . . .	2	-	-	1	1
Metallurgy . . . . .	3	1	-	3	1
Meteorology, General . . . . .	197	107	8	217	79
Meteorology, Mico . . . . .	4	-	-	4	-
Meteorology, Oceanography . . . . .	1	-	-	1	-
Military Science, Biological Warfare . . . .	15	3	-	14	4
Political Science . . . . .	-	8	-	-	8
Photogrammetry . . . . .	1	-	-	-	1
Photographic . . . . .	7	2	-	3	6
Physics, Electronics . . . . .	3	-	-	1	2
Physics, General . . . . .	12	2	2	8	4
Physics, Nuclear . . . . .	19	1	1	13	6
Physics, Optics . . . . .	1	-	-	-	1
Radiology, Biological . . . . .	5	2	1	3	3
Reactor Technician . . . . .	2	-	2	-	-
Sociology and Social Science . . . . .	5	-	-	3	2
Others . . . . .	5	2	3	2	2
<b>AIRMAN - TOTAL . . . . .</b>	<b>195</b>	<b>662</b>	<b>106</b>	<b>335</b>	<b>416</b>
Languages . . . . .	195	662	106	335	416

SOURCE: Personnel Statistics Division, Directorate of Statistical Services, DCS/Comptroller.



## CIVILIAN PERSONNEL

## DEFINITIONS

ACCESSION

Action resulting in the addition of a civilian employee to the Department of the Air Force.

APPOINTMENT

1. Excepted Appointment: New appointment without regard to the competitive requirements of the civil service rules and regulations under authority of Schedule A or Schedule B to a position which is excepted under such authority.
2. Excepted, permanent: Employees serving under excepted appointments or personal service contracts which contain no conditions or restrictions as to tenure.
3. Excepted, limited or conditional: Employees serving under excepted appointments or personal service contracts which specify either conditional or indefinite tenure, or specific time limitations.
4. Competitive, career: Appointments from civil service registers to positions which are not filled by career conditional appointments and to other positions of persons who have previously met the service requirement.
5. Competitive, career-conditional: Appointments from civil service registers which are conditional until a service requirement has been met.
6. Indefinite Appointment: Employees who are affected by the following: On and after December 1, 1950, all new appointments shall be indefinite appointments, except those of postmasters in all classes of post offices, and, in unusual circumstances, appointments to positions for which the Civil Service Commission determines that probational appointments are in the interest of the service.
7. Temporary Appointment: Civilians serving under temporary appointments for definite limited periods (one year or less).
8. Temporary, from register: Temporary appointments made from civil service registers to positions in the competitive service limited to one year or less and temporary substitute appointments to the postal service which are without time limitation.
9. Temporary, pending register: Temporary appointments in the absence of eligibles, pending the establishment of a register.
10. Other Temporary: Other temporary appointments to positions in the competitive service which are not made from registers nor based on previous Federal service. Include non-competitive appointments in rare cases under Sec. 2.305 of Part 2 of the Civil Service Regulations and appointments under Sec 2.306 of veterans who complete a training course.
11. Permanent and Probational: Appointments which give or will give permanent civil service status upon satisfactory completion of the probationary period.
12. Presidential Appointees: Employees whose compensation is fixed in accordance with Public Law 359, 81st Congress.

EMPLOYEES

1. Contract Hire: Employees performing personal services for the Air Force and under the supervision of the Air Force. Payments are made for these services by the Air Force to a foreign government or other agency which in turn pays the employees concerned.
2. Departmental Civilian Employees: Employee designation indicating appointment to Headquarters, USAF.
3. Direct Hire: Employees performing personal services for the Air Force and who are paid directly by the Air Force.
4. Full-Time: Employees regularly required to work, as a minimum, the number of hours and days required by administrative work week for their employment group or class, regardless of the nature of appointments.
5. General Schedule (GS): A schedule of civilian personnel which includes former Professional and Scientific Service (P Service), Clerical, Administrative, and Fiscal Service (CAF), and the Sub-professional Service (SP Service) established by Classification Act 1949 (PL 429, 81st Congress) replacing Classification Act of 1923, as amended.
6. Intermittent: Employees employed on an irregular or occasional basis whose hours or days of work are not based on a prearranged schedule, and who are compensated only for the time when actually employed or for service actually rendered. (WAE-Special Consultants and Other than Special Consultants).
7. Part-Time: Employees regularly employed on a prearranged schedule whose working time is less than that prescribed for full-time employees in the same group or class; excludes special consultants.
8. Salaried: Employees whose wage rates are established by law under the Classification Act of 1949 and amendments thereto.
9. Special Consultants: Civilian consultants with "excepted appointments" (excluded from provisions of the Classification Act of 1949) for a specified number of days, not to exceed one year, and who receive a stipulated amount of compensation for the days actually employed.

## CIVILIAN PERSONNEL (CONTINUED)

## DEFINITIONS (CONTINUED)

HEADQUARTERS, USAF

Includes Office of the Secretary of the Air Force, Central Control Group, and the Air Staff.

JUSMG, SPAIN

Joint United States Military Group, Air Administration, (Spain).

SEPARATION

Action resulting in the loss of a civilian employee from the Department of the Air Force.

VETERANS' PREFERENCE

The preference, with respect to conditions of employment, as allowed under the Veterans Preference Act as amended. This preference covers ex-servicemen, mothers entitled to preference under Public Laws 396 and 888 (80th Congress), wives of service connected disabled ex-servicemen, and widows of servicemen or ex-servicemen.

5 Point:

1. Veterans (Male and Female) - Civilians employed as of the end of the month, who were "Veterans" resulting from their own active military or naval service in or prior to World War I or World War II.

10 Point:

1. Veterans (Male and Female) - Civilians employed as of the end of the month, who were "Veterans" with service connected disability resulting from their own active military or naval service in or prior to World War I or World War II.
2. Wives - Civilians employed at the end of the month, who had established veterans preference as wives of service connected disabled veterans.
3. Widows - Civilians employed at the end of the month, who had established veterans preference as the unmarried widows of deceased veterans.
4. Mothers - Civilians employed at the end of the month, who had established veterans preference as the mother of a deceased "Veteran" son or daughter who served on honorable duty in the US Service or the mother of a permanently disabled "Veteran" providing the mother is widowed, divorced, or the wife of a permanently disabled husband (living husband may be either or not the father of the "Veteran").

WAGE BOARD EMPLOYEES

Category of employees who are paid according to prevailing wage board determinations in the area of their employment.

"WHEN ACTUALLY EMPLOYED" (WAE) EMPLOYEES

See Intermittent Employees (Civilian Personnel).

TABLE 218 - SUMMARY-USAF CIVILIAN EMPLOYEES - DEC 1951 THROUGH JUN 1955

(Table below is a new table as far as a summary is concerned and did not appear in FY 1954 "USAF Statistical Digest." October 1948 was the initial reporting date for Overseas Air Force Civilian Personnel. Prior to that time such data was combined with Army statistics. Overseas contract hire reporting was not required prior to January 1953.)

FISCAL YEAR BY END OF MONTH	WORLDWIDE	CONTINENTAL US	OVERSEAS	FISCAL YEAR BY END OF MONTH	WORLDWIDE	CONTINENTAL US	OVERSEAS
<u>FY 1942</u>				<u>FY 1947</u>			
December (1941) . . .		62,418		July (1946) . . . . .		187,315	
January (1942) . . . .		78,943		August . . . . .		175,804	
February . . . . .		92,593		September . . . . .		160,562	
March . . . . .		106,603		October . . . . .		145,857	
April . . . . .		125,861		November . . . . .		129,781	
May . . . . .		127,047		December . . . . .		125,195	
June . . . . .		150,715		January (1947) . . . .		123,829	
<u>FY 1943</u>				February . . . . .		123,126	
July (1942) . . . . .		187,312		March . . . . .		118,460	
August . . . . .		206,816		April . . . . .		111,135	
September . . . . .		220,451		May . . . . .		111,287	
October . . . . .		237,651		June . . . . .		110,070	
November . . . . .		260,677		<u>FY 1948</u>			
December . . . . .		274,980		July (1947) . . . . .		109,636	
January (1943) . . . .		287,196		August . . . . .		108,300	
February . . . . .		311,662		September . . . . .		109,164	
March . . . . .		328,532		October . . . . .		110,305	
April . . . . .		334,946		November . . . . .		111,229	
May . . . . .		348,150		December . . . . .		111,700	
June . . . . .		347,474		January (1948) . . . .		112,777	
<u>FY 1944</u>				February . . . . .		113,680	
July (1943) . . . . .		347,774		March . . . . .		115,331	
August . . . . .		351,529		April . . . . .		117,305	
September . . . . .		357,671		May . . . . .		118,852	
October . . . . .		357,593		June . . . . .		121,103	
November . . . . .		352,543		<u>FY 1949</u>			
December . . . . .		345,188		July (1948) . . . . .		123,181	
January (1944) . . . .		340,476		August . . . . .		124,259	
February . . . . .		336,433		September . . . . .		125,969	
March . . . . .		334,004		October . . . . .	155,752	128,361	27,391
April . . . . .		343,620		November . . . . .	156,679	129,644	27,035
May . . . . .		343,475		December . . . . .	157,799	130,946	26,853
June . . . . .		348,503		January (1949) . . . .	158,789	132,205	26,584
<u>FY 1945</u>				February . . . . .	160,232	132,985	27,247
July (1944) . . . . .		348,664		March . . . . .	162,697	135,570	27,127
August . . . . .		342,544		April . . . . .	164,870	137,484	27,386
September . . . . .		339,487		May . . . . .	167,289	139,521	27,768
October . . . . .		422,157		June . . . . .	168,958	138,636	30,322
November . . . . .		420,024		<u>FY 1950</u>			
December . . . . .		409,850		July (1949) . . . . .	170,247	138,102	32,145
January (1945) . . . .		404,489		August . . . . .	169,283	137,497	31,786
February . . . . .		403,343		September . . . . .	164,185	133,360	30,825
March . . . . .		397,726		October . . . . .	154,814	128,666	26,148
April . . . . .		398,356		November . . . . .	151,650	126,549	25,101
May . . . . .		394,155		December . . . . .	150,743	126,692	24,051
June . . . . .		393,896		January (1950) . . . .	150,388	126,348	24,040
<u>FY 1946</u>				February . . . . .	150,524	126,279	24,245
July (1945) . . . . .		387,536		March . . . . .	150,880	126,570	24,310
August . . . . .		361,419		April . . . . .	150,803	126,930	23,873
September . . . . .		318,154		May . . . . .	155,390	131,404	23,986
October . . . . .		293,303		June . . . . .	154,453	131,675	22,778
November . . . . .		262,742		<u>FY 1951</u>			
December . . . . .		233,056		July (1950) . . . . .	156,737	133,513	23,224
January (1946) . . . .		211,892		August . . . . .	168,128	144,110	24,018
February . . . . .		204,428		September . . . . .	173,419	149,027	24,392
March . . . . .		200,085		October . . . . .	179,121	154,201	24,920
April . . . . .		202,553		November . . . . .	183,503	158,014	25,489
May . . . . .		202,258		December . . . . .	186,357	160,806	25,551
June . . . . .		196,701					

TABLE 218 - SUMMARY - USAF CIVILIAN EMPLOYEES - DEC 1951 THROUGH JUN 1955 (CONTINUED)

(See first page of this table for headnote.)

FISCAL YEAR BY END OF MONTH	WORLDWIDE	CONTINENTAL US	OVERSEAS		FISCAL YEAR BY END OF MONTH	WORLDWIDE	CONTINENTAL US	OVERSEAS	
			Direct Hire	Con- tract				Direct Hire	Con- tract
January (1951) . . . . .	199,812	173,806	26,006		April . . . . .	384,828	268,979	45,006	70,843
February . . . . .	217,228	190,708	26,520		May . . . . .	381,048	265,339	44,616	71,093
March . . . . .	229,666	202,756	26,910		June . . . . .	382,174	266,719	44,194	71,261
April . . . . .	239,372	211,859	27,513						
May . . . . .	249,813	221,616	28,197		<u>FY 1954</u>				
June . . . . .	260,728	232,388	28,340		July (1953) . . . . .	379,290	264,371	43,849	71,070
<u>FY 1952</u>					August . . . . .	374,011	260,737	43,660	69,614
July (1951) . . . . .	265,187	236,970	28,217		September . . . . .	364,990	255,507	42,938	66,545
August . . . . .	271,809	242,455	29,354		October . . . . .	362,890	253,505	43,363	66,022
September . . . . .	274,241	244,838	29,403		November . . . . .	363,026	252,821	42,999	67,206
October . . . . .	278,451	247,589	30,862		December . . . . .	364,066	253,066	42,956	68,044
November . . . . .	280,338	248,702	31,636		January (1954) . . . . .	362,594	252,501	42,085	68,008
December . . . . .	281,052	249,202	31,850		February . . . . .	362,562	251,148	42,296	69,118
January (1952) . . . . .	284,310	252,006	32,304		March . . . . .	366,356	252,089	43,291	70,976
February . . . . .	286,342	253,158	33,184		April . . . . .	367,667	252,983	43,514	71,170
March . . . . .	288,091	254,523	33,568		May . . . . .	369,138	253,132	44,006	72,000
April . . . . .	292,045	257,280	34,765		June . . . . .	371,497	253,629	44,963	72,905
May . . . . .	298,460	263,578	34,882		<u>FY 1955</u>				
June . . . . .	309,663	274,646	35,017		July (1954) . . . . .	372,669	253,254	45,352	74,063
<u>FY 1953</u>					August . . . . .	376,628	254,138	46,209	76,281
July (1952) . . . . .	311,366	275,692	35,674		September . . . . .	377,692	254,729	47,197	75,766
August . . . . .	310,722	274,601	36,121		October . . . . .	380,004	256,323	46,818	76,863
September . . . . .	310,256	273,737	36,519		November . . . . .	383,633	258,679	47,237	77,717
October . . . . .	312,363	275,256	37,107		December . . . . .	383,764	259,560	44,936	79,268
November . . . . .	313,923	276,649	37,274		January (1955) . . . . .	386,002	261,508	44,943	79,551
December . . . . .	315,122	277,771	37,351		February . . . . .	388,598	263,190	44,990	80,418
January (1953) . . . . .	324,252	278,244	47,815	68,193	March . . . . .	390,720	263,948	42,683	84,089
February . . . . .	393,683	276,544	46,818	70,321	April . . . . .	392,224	264,794	41,518	85,912
March . . . . .	390,418	273,720	45,974	70,724	May . . . . .	393,479	266,777	41,264	85,438
					June . . . . .	397,252	270,587	41,489	85,176

Source: Personnel Statistics Division, Directorate of Statistical Services, DCS/Comptroller

TABLE 219 - CIVILIAN EMPLOYEES BY DUTY LOCATION WITHIN CONTINENTAL US - FY 1955

(The distribution of command strength is by duty location, rather than the location of the unit of appointment. Personnel who are stationed outside the Continental US, but who are appointed to units within the Continental US are excluded; personnel who are stationed in the Continental US, but who are appointed to units outside the Continental US are included.)

STATE	SEPTEMBER (1954)	DECEMBER	MARCH (1955)	JUNE
<u>TOTAL</u> . . . . .	<u>254,729</u>	<u>259,560</u>	<u>263,946</u>	<u>270,670</u>
Alabama . . . . .	15,898	15,846	15,994	16,557
Arizona . . . . .	2,472	2,471	2,537	2,605
Arkansas . . . . .	3	6	10	48
California . . . . .	34,853	35,384	35,701	36,400
Colorado . . . . .	5,686	6,557	7,363	6,638
Connecticut . . . . .	144	150	149	154
Delaware . . . . .	529	607	719	840
District of Columbia . . . . .	7,453	7,247	7,512	8,157
Florida . . . . .	6,811	7,005	7,000	7,527
Georgia . . . . .	15,815	16,024	16,279	16,576
Idaho . . . . .	442	449	462	458
Illinois . . . . .	4,972	5,024	5,066	5,279
Indiana . . . . .	610	642	665	628
Iowa . . . . .	157	161	191	199
Kansas . . . . .	4,433	4,575	4,578	4,509
Kentucky . . . . .	68	75	76	81
Louisiana . . . . .	1,658	1,724	1,759	2,286
Maine . . . . .	1,143	1,299	1,306	1,261
Maryland . . . . .	2,297	2,381	2,410	2,600
Massachusetts . . . . .	4,079	4,143	4,189	3,859
Michigan . . . . .	1,591	1,624	1,658	1,623
Minnesota . . . . .	444	478	493	532
Mississippi . . . . .	2,594	2,591	2,651	2,827
Missouri . . . . .	3,400	3,561	4,023	3,939
Montana . . . . .	470	480	482	486
Nebraska . . . . .	1,300	1,416	1,448	1,473
Nevada . . . . .	702	703	713	789
New Hampshire . . . . .	168	168	172	282
New Jersey . . . . .	2,625	2,475	2,283	2,025
New Mexico . . . . .	2,818	2,886	2,926	3,108
New York . . . . .	10,537	10,938	10,786	11,653
North Carolina . . . . .	660	543	567	589
North Dakota . . . . .	38	39	44	39
Ohio . . . . .	27,673	28,308	28,317	28,967
Oklahoma . . . . .	20,457	20,674	20,885	20,877
Oregon . . . . .	218	227	233	250
Pennsylvania . . . . .	10,582	10,769	11,576	11,499
Rhode Island . . . . .	11	11	15	15
South Carolina . . . . .	1,132	1,273	1,523	1,493
South Dakota . . . . .	545	549	550	624
Tennessee . . . . .	3,885	3,998	4,036	4,197
Texas . . . . .	36,519	36,553	37,094	38,621
Utah . . . . .	10,099	10,209	10,424	10,715
Vermont . . . . .	216	225	225	227
Virginia . . . . .	1,515	1,938	1,550	1,633
Washington . . . . .	3,177	3,337	3,421	3,552
West Virginia . . . . .	21	5	25	25
Wisconsin . . . . .	546	550	573	589
Wyoming . . . . .	1,263	1,262	1,287	1,359

Source: Personnel Statistics Division, DCS/Comptroller, Hq USAF

TABLE 220 - CIVILIAN EMPLOYEES BY DUTY LOCATION OUTSIDE CONTINENTAL US - FY 1955

(The distribution of command strength is by duty location, rather than the location of the unit of appointment. Personnel who are stationed outside the Continental US, but who are appointed to units within the Continental US are included; personnel who are stationed in the Continental US, but who are appointed to units outside the Continental US are excluded.)

COUNTRY	SEPTEMBER (1954)	DECEMBER	MARCH (1955)	JUNE
<b>TOTAL</b> . . . . .	<u>45,582</u>	<u>44,936</u>	<u>42,685</u>	<u>41,406</u>
Afghanistan . . . . .	4	4	4	4
Alaska . . . . .	3,329	3,105	3,265	3,305
Algeria . . . . .	-	-	-	-
Argentina . . . . .	5	5	5	4
Australia . . . . .	3	2	2	2
Austria . . . . .	222	25	21	19
Azores . . . . .	1,316	1,261	1,407	1,432
Belgium . . . . .	8	8	9	9
Bermuda . . . . .	447	450	455	473
Bolivia . . . . .	1	1	2	2
Brazil . . . . .	26	23	24	23
Burma . . . . .	3	3	3	3
Canada . . . . .	68	226	141	152
Canal Zone . . . . .	845	892	924	922
Chile . . . . .	5	5	5	5
China . . . . .	6	5	5	5
Colombia . . . . .	3	3	2	3
Cuba . . . . .	4	4	4	4
Cyprus . . . . .	-	-	-	-
Czechoslovakia . . . . .	2	2	2	2
Denmark . . . . .	3	3	8	7
Ecuador . . . . .	1	1	1	1
Egypt . . . . .	7	6	6	4
El Salvador . . . . .	1	1	1	1
England . . . . .	5,871	603	626	655
Finland . . . . .	3	3	4	3
Formosa . . . . .	7	7	7	6
France . . . . .	5,695	393	437	478
French Morocco . . . . .	3,972	4,542	1,888	619
Germany . . . . .	1,213	1,424	1,458	1,470
Greece . . . . .	10	139	239	249
Greenland . . . . .	340	314	327	290
Guam . . . . .	2,069	2,106	2,073	1,844
Guatemala . . . . .	7	6	6	6
Haiti . . . . .	2	2	2	2
Hawaii . . . . .	2,130	2,236	2,263	2,318
Honduras . . . . .	1	1	1	1
Hungary . . . . .	4	4	4	4
Iceland . . . . .	643	658	694	701
India . . . . .	5	5	5	4
Indo China . . . . .	3	2	2	2
Indonesia . . . . .	2	1	1	2
Iran . . . . .	4	5	5	4
Iraq . . . . .	5	5	5	5
Ireland . . . . .	1	-	-	-
Israel . . . . .	2	2	2	2
Italy . . . . .	9	7	84	149
Japan . . . . .	1,620	2,024	1,793	1,767
Johnston Island . . . . .	44	43	43	40
Korea . . . . .	94	5,600	5,447	4,617
Labrador . . . . .	1,117	1,234	1,091	1,153
Libya . . . . .	904	118	243	842
Madagascar . . . . .	1	-	-	-
Malaya . . . . .	6	6	4	4
Marianas . . . . .	-	-	-	-
Mexico . . . . .	5	4	2	2



TABLE 220 - CIVILIAN EMPLOYEES BY DUTY LOCATION OUTSIDE CONTINENTAL US - FY 1955 (CONTINUED)

(The distribution of command strength is by duty location, rather than the location of the unit of appointment. Personnel who are stationed outside the Continental US, but who are appointed to units within the Continental US are included; personnel who are stationed in the Continental US, but who are appointed to units outside the Continental US are excluded.)

COUNTRY	SEPTEMBER (1954)	DECEMBER	MARCH (1955)	JUNE
Netherlands . . . . .	3	3	3	11
Newfoundland . . . . .	3,127	3,240	3,385	3,222
Nicaragua . . . . .	1	1	1	1
Norway . . . . .	6	7	18	12
Pakistan . . . . .	5	6	5	5
Paraguay . . . . .	1	1	1	1
Peru . . . . .	6	6	7	7
Philippine Islands . . . . .	7,260	7,292	7,359	7,383
Poland . . . . .	3	3	3	3
Portugal . . . . .	5	4	4	4
Puerto Rico . . . . .	778	774	775	786
Russia . . . . .	4	4	4	4
Ryukyu Islands . . . . .	791	5,379	5,485	5,485
Saudi Arabia . . . . .	297	302	95	298
Scotland . . . . .	186	-	1	1
South Africa . . . . .	3	3	2	2
Spain . . . . .	272	298	396	466
Sweden . . . . .	4	5	3	4
Switzerland . . . . .	3	3	3	4
Syria . . . . .	4	3	4	4
Thailand . . . . .	8	6	5	7
Turkey . . . . .	64	53	55	54
Uruguay . . . . .	4	5	3	3
Venezuela . . . . .	3	2	2	2
Volocano Islands . . . . .	-	1	1	1
Wales . . . . .	642	2	10	11
Yugoslavia . . . . .	4	4	4	4

Source: Personnel Statistics Division, DCS/Comptroller, Hq USAF

TABLE 221 -- WAE (WHEN ACTUALLY EMPLOYED) EMPLOYEES AND PRESIDENTIAL APPOINTEES -- FY 1955

MONTH	PRESI- DENTIAL APPOINT- EES	WAE (SPECIAL CONSUL- TANTS) a/	WAE (OTHER THAN SPECIAL CONSULTANTS) a/			MONTH	PRESI- DENTIAL APPOINT- EES	WAE (SPECIAL CONSUL- TANTS) a/	WAE (OTHER THAN SPECIAL CONSULTANTS) a/		
			Total	Sal- aried	Wage Board				Total	Sal- aried	Wage Board
Jul (1954)-Total	3	430	187	68	119	Jan (1955)-Total	5	536	242	151	91
Continental US	3	424	145	40	105	Continental US	5	523	138	83	75
Overseas . . . . .	-	6	42	28	14	Overseas . . . . .	-	13	104	88	16
Aug - Total . . . . .	3	453	140	51	89	Feb - Total . . . . .	5	544	993	896	97
Continental US	3	443	118	42	76	Continental US	5	534	887	805	82
Overseas . . . . .	-	10	22	9	13	Overseas . . . . .	-	10	106	91	15
Sep - Total . . . . .	4	390	185	81	104	Mar - Total . . . . .	5	536	982	865	117
Continental US	4	373	135	47	88	Continental US	5	527	865	774	91
Overseas . . . . .	-	17	50	34	16	Overseas . . . . .	-	9	117	91	26
Oct - Total . . . . .	5	453	225	103	122	Apr - Total . . . . .	5	561	940	793	147
Continental US	5	437	147	47	100	Continental US	5	545	841	715	126
Overseas . . . . .	-	16	78	56	22	Overseas . . . . .	-	16	99	78	21
Nov - Total . . . . .	5	534	205	112	93	May - Total . . . . .	5	586	361	197	164
Continental US	5	518	121	47	74	Continental US	5	574	241	102	139
Overseas . . . . .	-	16	84	65	19	Overseas . . . . .	-	12	120	95	25
Dec - Total . . . . .	5	524	216	116	100	Jun - Total . . . . .	5	609	355	171	184
Continental US	5	509	136	55	81	Continental US	5	592	253	94	159
Overseas . . . . .	-	15	80	61	19	Overseas . . . . .	-	17	102	77	25

a/ Figures represent personnel who worked for any length of time during the month.

Source: Personnel Statistics Division, Directorate of Statistical Services, DCS/Comptroller

TABLE 222 -- CIVILIAN EMPLOYEES WITH VETERANS' PREFERENCE, BY PREFERENCE POINTS WITHIN MAJOR AIR COMMANDS -- FY 1955

(Table below is a modification of Table 198, FY 1954)

COMMAND	30 SEPTEMBER (1954)		31 DECEMBER		31 MARCH (1955)		30 JUNE	
	5 and 10 Point Pref	10 Point Pref	5 and 10 Point Pref	10 Point Pref	5 and 10 Point Pref	10 Point Pref	5 and 10 Point Pref	10 Point Pref
	<b>WORLDWIDE - TOTAL . . . . .</b>	<b>133,538</b>	<b>21,379</b>	<b>137,036</b>	<b>22,213</b>	<b>139,531</b>	<b>24,486</b>	<b>143,641</b>
<b>CONTINENTAL US - TOTAL . . . . .</b>	<b>128,528</b>	<b>21,070</b>	<b>131,684</b>	<b>21,883</b>	<b>134,134</b>	<b>24,213</b>	<b>138,102</b>	<b>24,751</b>
Air Defense Command . . . . .	4,496	683	4,685	727	4,943	820	5,206	876
AF Finance Division . . . . .	658	144	661	146	656	206	660	211
Air Materiel Command . . . . .	78,455	12,429	79,677	12,758	80,570	14,012	82,064	14,289
Air Proving Ground Command . . . . .	1,106	197	1,129	204	1,139	206	1,216	232
Air Research and Development Command . . . . .	9,042	1,461	9,165	1,499	9,249	1,580	9,500	1,618
Air Training Command . . . . .	14,398	2,693	14,600	2,747	14,808	3,083	15,912	3,117
Air University . . . . .	856	141	865	144	869	186	978	172
Continental Air Command . . . . .	3,293	673	3,723	756	4,091	822	4,007	759
Headquarters Command, USAF . . . . .	1,628	134	1,677	269	1,683	301	1,794	312
Headquarters USAF . . . . .	1,498	203	1,531	203	1,557	204	1,594	212
Military Air Transport Service . . . . .	4,631	681	4,851	724	5,277	858	5,094	783
Strategic Air Command . . . . .	5,822	1,141	6,408	1,200	6,465	1,377	7,077	1,573
Tactical Air Command . . . . .	2,390	458	2,477	475	2,574	522	2,690	543
USAF Academy . . . . .	3	-	5	-	12	4	67	17
USAF Security Service . . . . .	244	32	230	31	241	32	243	37
<b>OVERSEAS - TOTAL . . . . .</b>	<b>5,010</b>	<b>309</b>	<b>5,352</b>	<b>330</b>	<b>5,397</b>	<b>273</b>	<b>5,539</b>	<b>272</b>
Air Defense Command . . . . .	-	-	-	-	-	-	-	-
Air Materiel Command . . . . .	3	-	8	1	14	1	15	1
Air Research and Development Command . . . . .	-	-	-	-	-	-	-	-
Alaskan Air Command . . . . .	925	51	1,063	54	1,017	51	1,031	24
Caribbean Air Command . . . . .	87	4	90	4	91	4	95	5
Far East Air Forces . . . . .	1,431	44	1,486	49	1,505	42	2,219	122
Headquarters Command, USAF . . . . .	72	4	74	1	71	1	77	2
JUSMAG, Spain . . . . .	12	17	17	2	20	2	23	3
Military Air Transport Service . . . . .	1,300	107	1,362	113	1,388	104	547	26
Northeast Air Command . . . . .	21	4	19	3	27	3	32	4
Strategic Air Command . . . . .	232	27	236	29	235	27	402	31
US Air Forces, Europe . . . . .	917	67	984	74	1,016	38	1,086	54
USAF Security Services . . . . .	10	-	13	-	13	-	12	-

Source: Personnel Statistics Division, Directorate of Statistical Services, DCS/Comptroller.

TABLE 223 - CIVILIAN EMPLOYEES BY SEX, BY COMMAND - FY 1955

(Table below is a modification of Table 199, FY 1954)

COMMAND	SEPTEMBER (1954)	DECEMBER	MARCH (1955)	JUNE
<u>WORLDWIDE - TOTAL</u> . . . . .	<u>300,311</u>	<u>304,496</u>	<u>306,631</u>	<u>312,076</u>
<u>MALE - TOTAL</u> . . . . .	<u>218,355</u>	<u>223,281</u>	<u>222,337</u>	<u>226,125</u>
<u>FEMALE - TOTAL</u> . . . . .	<u>81,956</u>	<u>81,215</u>	<u>84,294</u>	<u>85,951</u>
<u>CONTINENTAL US - TOTAL</u> . . . . .	<u>254,729</u>	<u>259,560</u>	<u>263,948</u>	<u>270,587</u>
<u>Male - Total</u> . . . . .	182,853	186,050	188,260	192,991
<u>Female - Total</u> . . . . .	71,876	73,510	75,688	77,596
<u>Air Defense Command - Total</u> . . . . .	<u>8,857</u>	<u>9,162</u>	<u>9,555</u>	<u>9,920</u>
Male . . . . .	6,250	6,455	6,762	7,063
Female . . . . .	2,607	2,707	2,793	2,857
<u>AF Finance Division - Total</u> . . . . .	<u>2,233</u>	<u>2,197</u>	<u>2,168</u>	<u>2,155</u>
Male . . . . .	684	686	678	679
Female . . . . .	1,549	1,511	1,490	1,476
<u>Air Materiel Command - Total</u> . . . . .	<u>150,593</u>	<u>151,977</u>	<u>153,308</u>	<u>155,737</u>
Male . . . . .	113,589	114,582	115,268	116,867
Female . . . . .	37,004	37,395	38,040	38,870
<u>Air Proving Ground Command - Total</u> . . . . .	<u>2,337</u>	<u>2,413</u>	<u>2,444</u>	<u>2,504</u>
Male . . . . .	1,878	1,924	1,950	1,998
Female . . . . .	459	489	494	506
<u>Air Research and Development Command - Total</u> . . . . .	<u>17,212</u>	<u>17,441</u>	<u>17,580</u>	<u>18,329</u>
Male . . . . .	12,917	13,110	13,085	13,527
Female . . . . .	4,295	4,331	4,495	4,802
<u>Air Training Command - Total</u> . . . . .	<u>28,532</u>	<u>28,945</u>	<u>29,362</u>	<u>31,320</u>
Male . . . . .	19,669	19,869	20,036	21,487
Female . . . . .	8,863	9,056	9,326	9,833
<u>Air University - Total</u> . . . . .	<u>1,951</u>	<u>1,976</u>	<u>1,977</u>	<u>2,168</u>
Male . . . . .	1,116	1,125	1,122	1,252
Female . . . . .	835	851	855	916
<u>Continental Air Command - Total</u> . . . . .	<u>6,174</u>	<u>7,288</u>	<u>8,254</u>	<u>7,541</u>
Male . . . . .	3,989	4,466	4,900	4,708
Female . . . . .	2,185	2,822	3,354	2,833
<u>Headquarters Command, USAF - Total</u> . . . . .	<u>4,580</u>	<u>4,815</u>	<u>4,893</u>	<u>5,147</u>
Male . . . . .	2,606	2,766	2,832	3,043
Female . . . . .	1,974	2,049	2,061	2,104
<u>Headquarters, USAF - Total</u> . . . . .	<u>4,955</u>	<u>5,038</u>	<u>5,141</u>	<u>5,272</u>
Male . . . . .	1,870	1,913	1,944	1,977
Female . . . . .	3,085	3,125	3,197	3,295
<u>Military Air Transport Service - Total</u> . . . . .	<u>8,697</u>	<u>9,069</u>	<u>9,716</u>	<u>9,503</u>
Male . . . . .	5,944	6,176	6,675	6,537
Female . . . . .	2,753	2,899	3,041	2,966
<u>Strategic Air Command - Total</u> . . . . .	<u>12,757</u>	<u>13,234</u>	<u>13,374</u>	<u>14,463</u>
Male . . . . .	8,483	9,004	8,991	9,683
Female . . . . .	4,274	4,230	4,383	4,780
<u>Tactical Air Command - Total</u> . . . . .	<u>5,263</u>	<u>5,403</u>	<u>5,517</u>	<u>5,755</u>
Male . . . . .	3,605	3,707	3,749	3,840
Female . . . . .	1,658	1,696	1,768	1,915
<u>USAF Academy - Total</u> . . . . .	<u>14</u>	<u>41</u>	<u>87</u>	<u>188</u>
Male . . . . .	-	2	11	69
Female . . . . .	14	39	76	119
<u>USAF Security Service - Total</u> . . . . .	<u>574</u>	<u>561</u>	<u>572</u>	<u>585</u>
Male . . . . .	253	251	257	261
Female . . . . .	321	310	315	324

TABLE 223 - CIVILIAN EMPLOYEES BY SEX, BY COMMAND - FY 1955 (Continued)

(Table below is a modification of Table 199, FY 1954)

COMMAND	SEPTEMBER (1954)	DECEMBER	MARCH (1955)	JUNE
<u>OVERSEAS - TOTAL</u> . . . . .	<u>45,582</u>	<u>44,936</u>	<u>42,683</u>	<u>41,489</u>
Male - Total . . . . .	35,502	37,231	34,077	33,134
Female - Total . . . . .	10,080	7,705	8,606	8,355
<u>Air Defense Command - Total</u> . . . . .	57	102	111	130
Male . . . . .	45	102	111	125
Female . . . . .	12	-	-	5
<u>Air Materiel Command - Total</u> . . . . .	46	63	96	119
Male . . . . .	29	40	57	72
Female . . . . .	17	23	39	47
<u>Air Research and Development Command - Total</u> . . . . .	6	6	7	6
Male . . . . .	3	2	3	2
Female . . . . .	3	4	4	4
<u>Alaskan Air Command - Total</u> . . . . .	3,317	3,368	3,253	3,294
Male . . . . .	2,114	2,185	2,090	2,122
Female . . . . .	1,203	1,183	1,163	1,172
<u>Caribbean Air Command - Total</u> . . . . .	885	927	959	958
Male . . . . .	717	747	782	766
Female . . . . .	168	180	177	192
<u>Far East Air Forces - Total</u> . . . . .	11,679	22,324	22,002	21,302
Male . . . . .	9,741	20,286	18,978	18,325
Female . . . . .	1,938	2,038	3,024	2,977
<u>Headquarters Command, USAF - Total</u> . . . . .	578	497	498	500
Male . . . . .	334	288	317	295
Female . . . . .	244	209	181	205
<u>JUSMAG, Spain - Total</u> . . . . .	221	241	306	346
Male . . . . .	142	144	190	207
Female . . . . .	79	97	116	139
<u>Military Air Transport Command - Total</u> . . . . .	4,820	4,746	4,953	3,422
Male . . . . .	3,896	3,874	4,065	2,853
Female . . . . .	924	872	888	569
<u>Northeast Air Command - Total</u> . . . . .	4,576	4,780	4,795	4,655
Male . . . . .	3,833	3,944	3,936	3,823
Female . . . . .	743	836	859	832
<u>Strategic Air Command - Total</u> . . . . .	1,207	868	877	2,252
Male . . . . .	966	677	681	1,927
Female . . . . .	241	191	196	325
<u>US Air Forces, Europe - Total</u> . . . . .	18,175	6,997	4,809	4,487
Male . . . . .	13,671	4,928	2,853	2,604
Female . . . . .	4,504	2,069	1,956	1,883
<u>USAF Security Service - Total</u> . . . . .	15	17	17	18
Male . . . . .	11	14	14	13
Female . . . . .	4	3	3	5

Source: Personnel Statistics Division, DCS/Comptroller, Hq USAF

TABLE 224 - CIVILIAN EMPLOYEES BY CATEGORY, BY GRADE, WORLDWIDE - FY 1955

(Table below is a modification of Table 200, FY 1954. Decrease in Crafts, Protective, and Custodial (CPC) grades is the result of conversions to either General Schedule (GS) or Wage Board (WB) category in accordance with Statutory Elimination of CFC Series.)

CATEGORY AND GRADE	WORLDWIDE				CONTINENTAL US				OVERSEAS			
	September (1954)	December	March (1955)	June	September (1954)	December	March (1955)	June	September (1954)	December	March (1955)	June
<b>TOTAL</b> . . . . .	<u>300,311</u>	<u>304,496</u>	<u>306,631</u>	<u>312,076</u>	<u>254,729</u>	<u>259,560</u>	<u>263,948</u>	<u>270,587</u>	<u>45,582</u>	<u>44,936</u>	<u>42,683</u>	<u>41,489</u>
<b>SALARIED - TOTAL</b> . . . . .	<u>119,913</u>	<u>123,699</u>	<u>127,634</u>	<u>131,722</u>	<u>112,046</u>	<u>115,392</u>	<u>119,048</u>	<u>123,095</u>	<u>7,867</u>	<u>8,307</u>	<u>8,586</u>	<u>8,627</u>
<b>General Schedule - Total</b> . . . . .	<u>113,637</u>	<u>117,322</u>	<u>127,400</u>	<u>131,683</u>	<u>106,012</u>	<u>109,268</u>	<u>118,841</u>	<u>123,058</u>	<u>7,625</u>	<u>8,054</u>	<u>8,559</u>	<u>8,625</u>
1 . . . . .	231	187	471	640	204	168	448	624	19	27	23	16
2 . . . . .	10,650	10,998	11,191	12,263	10,384	10,728	10,912	11,948	266	270	279	315
3 . . . . .	28,638	29,532	31,543	31,665	27,146	28,065	29,988	30,148	1,492	1,467	1,555	1,517
4 . . . . .	20,320	21,142	24,251	25,044	18,738	19,487	22,489	23,274	1,582	1,655	1,762	1,770
5 . . . . .	12,444	12,819	14,463	15,140	11,494	11,868	13,439	14,096	950	951	1,024	1,044
6 . . . . .	3,711	3,756	4,658	4,825	3,405	3,466	4,348	4,510	306	290	310	315
7 . . . . .	10,545	10,902	11,476	11,743	9,420	9,462	9,966	10,287	1,125	1,440	1,510	1,456
8 . . . . .	2,160	2,172	2,414	2,440	2,036	2,037	2,250	2,272	124	135	164	168
9 . . . . .	10,177	10,629	11,162	11,516	9,555	9,970	10,468	10,773	622	659	694	743
10 . . . . .	1,520	1,510	1,543	1,565	1,347	1,341	1,358	1,407	173	169	185	158
11 . . . . .	6,041	6,227	6,469	6,661	5,634	5,787	6,011	6,170	407	440	458	491
12 . . . . .	4,013	4,136	4,305	4,547	3,635	3,754	3,903	4,114	378	382	402	433
13 . . . . .	2,117	2,175	2,370	2,370	1,984	2,048	2,131	2,220	133	127	140	150
14 . . . . .	776	822	850	914	738	777	804	872	38	45	46	42
15 . . . . .	266	285	298	315	264	281	292	309	2	4	6	6
16 . . . . .	16	17	20	21	16	17	20	21	-	-	-	-
17 . . . . .	12	13	15	14	12	12	14	13	-	1	1	1
18 . . . . .	-	-	-	-	-	-	-	-	-	-	-	-
<b>Crafts, Protective, and Custodial - Total</b> . . . . .	<u>6,261</u>	<u>6,363</u>	<u>219</u>	<u>24</u>	<u>6,019</u>	<u>6,110</u>	<u>192</u>	<u>22</u>	<u>242</u>	<u>253</u>	<u>27</u>	<u>2</u>
1 . . . . .	-	-	-	-	-	-	-	-	-	-	-	-
2 . . . . .	64	64	18	1	64	64	8	1	-	-	10	-
3 . . . . .	250	288	26	-	244	282	18	6	6	6	8	-
4 . . . . .	106	116	22	6	93	103	19	6	13	13	3	-
5 . . . . .	1,018	1,000	10	7	956	939	9	7	62	61	1	-
6 . . . . .	2,334	2,361	55	4	2,268	2,288	54	4	66	73	1	-
7 . . . . .	1,113	1,121	38	2	1,075	1,086	37	2	38	35	1	-
8 . . . . .	868	896	32	1	844	867	32	1	24	29	-	-
9 . . . . .	198	200	9	2	182	184	8	1	16	16	1	1
10 . . . . .	310	317	9	1	293	297	7	-	17	20	2	1
<b>Public Law 313 - Total</b> . . . . .	<u>11</u>	<u>9</u>	<u>10</u>	<u>10</u>	<u>11</u>	<u>9</u>	<u>10</u>	<u>10</u>	-	-	-	-
<b>Presidential Appointees - Total</b> . . . . .	<u>4</u>	<u>2</u>	<u>2</u>	<u>2</u>	<u>4</u>	<u>2</u>	<u>2</u>	<u>2</u>	-	-	-	-
<b>WAGE BOARD - TOTAL</b> . . . . .	<u>180,009</u>	<u>180,273</u>	<u>178,461</u>	<u>179,745</u>	<u>142,310</u>	<u>143,659</u>	<u>144,373</u>	<u>146,900</u>	<u>37,698</u>	<u>36,614</u>	<u>34,088</u>	<u>32,845</u>
Local Wage Rates . . . . .	178,469	178,653	176,894	178,082	140,778	142,118	142,823	145,253	37,691	36,535	34,071	32,829
Maritime and Other . . . . .	1,539	1,620	1,567	1,663	1,532	1,541	1,550	1,647	7	79	17	16
<b>SPECIAL CONSULTANTS - TOTAL</b> . . . . .	<u>390</u>	<u>524</u>	<u>536</u>	<u>609</u>	<u>373</u>	<u>509</u>	<u>527</u>	<u>592</u>	<u>17</u>	<u>15</u>	<u>9</u>	<u>17</u>

Source: Personnel Statistics Division, Directorate of Statistical Services, DCS/Comptroller

TABLE 225 - CIVILIAN EMPLOYEES BY TYPE OF APPOINTMENT, BY SALARIED AND WAGE BOARD GROUP -  
FY 1955

(Table below is a modification of Table 201, FY 1954)

TYPE OF APPOINTMENT	30 SEP (1954)	31 DEC	TYPE OF APPOINTMENT	31 MAR (1955)	30 JUN
	BY EMPLOYEE GROUP			BY EMPLOYEE GROUP	
<b>WORLDWIDE - TOTAL</b> . . . . .	<b>300,311</b>	<b>304,496</b>	<b>WORLDWIDE - TOTAL</b> . . . . .	<b>306,631</b>	<b>312,076</b>
<u>Permanent and Probational - Total</u> . . . . .	<u>104,496</u>	<u>103,695</u>	<u>Excepted, limited, or conditional - Total</u> . . . . .	<u>26,086</u>	<u>26,142</u>
Salaried . . . . .	48,007	47,666	Salaried . . . . .	6,503	5,300
Wage Board . . . . .	56,489	56,029	Wage Board . . . . .	19,583	20,842
<u>Indefinite - Total</u> . . . . .	<u>151,025</u>	<u>155,302</u>	<u>Excepted, permanent - Total</u> . . . . .	<u>13,677</u>	<u>14,489</u>
Salaried . . . . .	63,107	65,922	Salaried . . . . .	2,370	3,985
Wage Board . . . . .	87,918	89,380	Wage Board . . . . .	11,307	10,504
<u>Temporary - Total</u> . . . . .	<u>2,197</u>	<u>3,604</u>	<u>Competitive, career - Total</u> . . . . .	<u>155,382</u>	<u>170,858</u>
Salaried . . . . .	1,111	2,003	Salaried . . . . .	68,403	73,825
Wage Board . . . . .	1,086	1,601	Wage Board . . . . .	86,979	97,033
<u>Excepted - Total</u> . . . . .	<u>42,593</u>	<u>41,895</u>	<u>Competitive, career-conditional - Total</u> . . . . .	<u>56,348</u>	<u>57,048</u>
Salaried . . . . .	8,076	8,632	Salaried . . . . .	29,524	32,011
Wage Board . . . . .	34,517	33,263	Wage Board . . . . .	26,824	25,037
<b>CONTINENTAL US - TOTAL</b> . . . . .	<b>254,729</b>	<b>259,560</b>	<u>Competitive, limited tenure - Total</u> . . . . .	<u>55,138</u>	<u>43,539</u>
<u>Permanent and Probational - Total</u> . . . . .	<u>102,897</u>	<u>102,098</u>	Salaried . . . . .	21,370	17,210
Salaried a/ . . . . .	47,291	46,955	Wage Board . . . . .	33,768	26,329
Wage Board . . . . .	55,606	55,143	<u>Competitive, limited tenure - Total</u> . . . . .	<u>52,774</u>	<u>42,891</u>
<u>Indefinite - Total</u> . . . . .	<u>148,099</u>	<u>152,180</u>	Salaried . . . . .	21,117	17,013
Salaried . . . . .	62,525	65,317	Wage Board . . . . .	31,657	25,878
Wage Board . . . . .	85,574	86,863	<u>OVERSEAS - TOTAL</u> . . . . .	<u>42,683</u>	<u>41,489</u>
<u>Temporary - Total</u> . . . . .	<u>2,066</u>	<u>3,417</u>	<u>Permanent and Probational - Total</u> . . . . .	<u>1,599</u>	<u>1,597</u>
Salaried . . . . .	1,098	1,978	Salaried . . . . .	716	711
Wage Board . . . . .	968	1,439	Wage Board . . . . .	883	886
<u>Excepted - Total</u> . . . . .	<u>1,667</u>	<u>1,865</u>	<u>Indefinite - Total</u> . . . . .	<u>2,926</u>	<u>3,122</u>
Salaried b/ . . . . .	1,505	1,651	Salaried . . . . .	582	605
Wage Board . . . . .	162	214	Wage Board . . . . .	2,344	2,517
<b>OVERSEAS - TOTAL</b> . . . . .	<b>45,582</b>	<b>44,936</b>	<u>Temporary - Total</u> . . . . .	<u>131</u>	<u>187</u>
<u>Permanent and Probational - Total</u> . . . . .	<u>1,599</u>	<u>1,597</u>	Salaried . . . . .	13	25
Salaried . . . . .	716	711	Wage Board . . . . .	118	162
Wage Board . . . . .	883	886	<u>Excepted - Total</u> . . . . .	<u>40,926</u>	<u>40,030</u>
<u>Indefinite - Total</u> . . . . .	<u>2,926</u>	<u>3,122</u>	Salaried b/ . . . . .	6,571	6,981
Salaried . . . . .	582	605	Wage Board . . . . .	34,355	33,049
Wage Board . . . . .	2,344	2,517	<u>Excepted, limited, or conditional - Total</u> . . . . .	<u>25,115</u>	<u>24,864</u>
<u>Temporary - Total</u> . . . . .	<u>131</u>	<u>187</u>	Salaried b/ . . . . .	5,638	4,243
Salaried . . . . .	13	25	Wage Board . . . . .	19,477	20,621
Wage Board . . . . .	118	162	<u>Excepted, permanent - Total</u> . . . . .	<u>12,657</u>	<u>13,431</u>
<u>Excepted - Total</u> . . . . .	<u>40,926</u>	<u>40,030</u>	Salaried . . . . .	1,464	3,107
Salaried b/ . . . . .	6,571	6,981	Wage Board . . . . .	11,193	10,324
Wage Board . . . . .	34,355	33,049	<u>Competitive, career - Total</u> . . . . .	<u>1,945</u>	<u>2,071</u>
<u>Excepted, limited, or conditional - Total</u> . . . . .	<u>26,086</u>	<u>26,142</u>	Salaried . . . . .	862	886
Salaried . . . . .	6,503	5,300	Wage Board . . . . .	1,083	1,185
Wage Board . . . . .	19,583	20,842	<u>Competitive, career-conditional - Total</u> . . . . .	<u>602</u>	<u>475</u>
<u>Excepted, permanent - Total</u> . . . . .	<u>13,677</u>	<u>14,489</u>	Salaried . . . . .	378	211
Salaried . . . . .	2,370	3,985	Wage Board . . . . .	224	264
Wage Board . . . . .	11,307	10,504	<u>Competitive, limited tenure - Total</u> . . . . .	<u>2,364</u>	<u>648</u>
<u>Competitive, career - Total</u> . . . . .	<u>155,382</u>	<u>170,858</u>	Salaried . . . . .	253	197
Salaried . . . . .	68,403	73,825	Wage Board . . . . .	2,111	451
Wage Board . . . . .	86,979	97,033			
<u>Competitive, career-conditional - Total</u> . . . . .	<u>56,348</u>	<u>57,048</u>			
Salaried . . . . .	29,524	32,011			
Wage Board . . . . .	26,824	25,037			
<u>Competitive, limited tenure - Total</u> . . . . .	<u>55,138</u>	<u>43,539</u>			
Salaried . . . . .	21,370	17,210			
Wage Board . . . . .	33,768	26,329			

a/ Includes Presidential appointees.  
b/ Includes Special Consultants.

Source: Personnel Statistics Division, Directorate of Statistical Services, DCS/Comptroller

TABLE 226 - CIVILIAN EMPLOYEES BY CITIZENSHIP OR NON-CITIZENSHIP STATUS, BY COMMAND, OVERSEAS - FY 1955

COMMAND	JULY (1954)	AUGUST	SEPTEMBER	OCTOBER	NOVEMBER	DECEMBER	JANUARY (1955)	FEBRUARY	MARCH	APRIL	MAY	JUNE
<u>OVERSEAS - TOTAL</u> . . . . .	<u>43,112</u>	<u>44,215</u>	<u>45,582</u>	<u>47,294</u>	<u>48,484</u>	<u>44,936</u>	<u>44,943</u>	<u>44,990</u>	<u>42,683</u>	<u>41,518</u>	<u>41,264</u>	<u>41,489</u>
<u>US TERRITORIES AND POSSESSIONS - TOTAL</u> . . . . .	<u>8,835</u>	<u>9,088</u>	<u>9,188</u>	<u>9,265</u>	<u>9,286</u>	<u>9,427</u>	<u>9,387</u>	<u>9,290</u>	<u>9,343</u>	<u>9,449</u>	<u>9,399</u>	<u>9,202</u>
<u>CONTINENTAL US CITIZENS - TOTAL</u> . . . . .	<u>4,071</u>	<u>4,160</u>	<u>4,188</u>	<u>4,227</u>	<u>4,220</u>	<u>4,245</u>	<u>4,202</u>	<u>4,173</u>	<u>4,172</u>	<u>4,207</u>	<u>4,175</u>	<u>4,119</u>
<u>CITIZENS OF US TERRITORIES AND POSSESSIONS - TOTAL</u> . . . . .	<u>2,479</u>	<u>2,533</u>	<u>2,592</u>	<u>2,611</u>	<u>2,617</u>	<u>2,701</u>	<u>2,740</u>	<u>2,716</u>	<u>2,723</u>	<u>2,752</u>	<u>2,793</u>	<u>2,729</u>
<u>NON-US CITIZENS - TOTAL</u> . . . . .	<u>2,285</u>	<u>2,395</u>	<u>2,407</u>	<u>2,427</u>	<u>2,449</u>	<u>2,481</u>	<u>2,445</u>	<u>2,401</u>	<u>2,448</u>	<u>2,490</u>	<u>2,431</u>	<u>2,354</u>
<u>FOREIGN COUNTRIES - TOTAL</u> . . . . .	<u>34,277</u>	<u>35,127</u>	<u>36,394</u>	<u>38,029</u>	<u>39,198</u>	<u>35,509</u>	<u>35,556</u>	<u>35,700</u>	<u>33,340</u>	<u>32,069</u>	<u>31,865</u>	<u>32,287</u>
<u>CONTINENTAL US CITIZENS - TOTAL</u> . . . . .	<u>5,440</u>	<u>5,414</u>	<u>5,707</u>	<u>6,034</u>	<u>6,145</u>	<u>6,163</u>	<u>6,242</u>	<u>6,283</u>	<u>6,352</u>	<u>6,425</u>	<u>6,468</u>	<u>6,444</u>
<u>CITIZENS OF US TERRITORIES AND POSSESSIONS - TOTAL</u> . . . . .	<u>275</u>	<u>267</u>	<u>274</u>	<u>274</u>	<u>269</u>	<u>276</u>	<u>263</u>	<u>284</u>	<u>284</u>	<u>281</u>	<u>274</u>	<u>280</u>
<u>NON-US CITIZENS - TOTAL</u> . . . . .	<u>28,562</u>	<u>29,446</u>	<u>30,413</u>	<u>31,721</u>	<u>32,784</u>	<u>29,070</u>	<u>29,051</u>	<u>29,133</u>	<u>26,704</u>	<u>25,363</u>	<u>25,123</u>	<u>25,563</u>
<u>Air Defense Command - Total</u> . . . . .	<u>8</u>	<u>51</u>	<u>57</u>	<u>91</u>	<u>96</u>	<u>102</u>	<u>104</u>	<u>113</u>	<u>111</u>	<u>117</u>	<u>121</u>	<u>130</u>
<u>Foreign Countries - Total</u> . . . . .	<u>8</u>	<u>51</u>	<u>57</u>	<u>91</u>	<u>96</u>	<u>102</u>	<u>104</u>	<u>113</u>	<u>111</u>	<u>117</u>	<u>121</u>	<u>130</u>
<u>Continental US Citizens</u> . . . . .	-	-	-	-	-	-	-	-	-	-	-	-
<u>Citizens of US Territories and Possessions</u> . . . . .	-	-	-	-	-	-	-	-	-	-	-	-
<u>Non-US Citizens</u> . . . . .	<u>8</u>	<u>51</u>	<u>57</u>	<u>91</u>	<u>96</u>	<u>102</u>	<u>104</u>	<u>113</u>	<u>111</u>	<u>117</u>	<u>121</u>	<u>130</u>
<u>Air Materiel Command - Total</u> . . . . .	<u>17</u>	<u>28</u>	<u>46</u>	<u>48</u>	<u>56</u>	<u>63</u>	<u>74</u>	<u>91</u>	<u>96</u>	<u>106</u>	<u>112</u>	<u>119</u>
<u>Foreign Countries - Total</u> . . . . .	<u>17</u>	<u>28</u>	<u>46</u>	<u>48</u>	<u>56</u>	<u>63</u>	<u>74</u>	<u>91</u>	<u>96</u>	<u>106</u>	<u>112</u>	<u>119</u>
<u>Continental US Citizens</u> . . . . .	<u>6</u>	<u>7</u>	<u>8</u>	<u>8</u>	<u>13</u>	<u>15</u>	<u>21</u>	<u>28</u>	<u>28</u>	<u>30</u>	<u>37</u>	<u>42</u>
<u>Citizens of US Territories and Possessions</u> . . . . .	-	-	-	-	-	-	-	-	-	-	-	-
<u>Non-US Citizens</u> . . . . .	<u>11</u>	<u>21</u>	<u>38</u>	<u>40</u>	<u>43</u>	<u>48</u>	<u>53</u>	<u>63</u>	<u>68</u>	<u>76</u>	<u>75</u>	<u>77</u>
<u>Air Research and Development Command - Total</u> . . . . .	<u>7</u>	<u>7</u>	<u>6</u>	<u>6</u>	<u>6</u>	<u>6</u>	<u>6</u>	<u>6</u>	<u>7</u>	<u>6</u>	<u>6</u>	<u>6</u>
<u>Foreign Countries - Total</u> . . . . .	<u>7</u>	<u>7</u>	<u>6</u>	<u>6</u>	<u>6</u>	<u>6</u>	<u>6</u>	<u>6</u>	<u>7</u>	<u>6</u>	<u>6</u>	<u>6</u>
<u>Continental US Citizens</u> . . . . .	<u>3</u>	<u>3</u>	<u>2</u>	<u>2</u>	<u>2</u>	<u>2</u>	<u>2</u>	<u>2</u>	<u>3</u>	<u>2</u>	<u>2</u>	<u>2</u>
<u>Citizens of US Territories and Possessions</u> . . . . .	-	-	-	-	-	-	-	-	-	-	-	-
<u>Non-US Citizens</u> . . . . .	<u>4</u>	<u>4</u>	<u>4</u>	<u>4</u>	<u>4</u>	<u>4</u>	<u>4</u>	<u>4</u>	<u>4</u>	<u>4</u>	<u>4</u>	<u>4</u>
<u>Alaskan Air Command - Total</u> . . . . .	<u>3,215</u>	<u>3,292</u>	<u>3,317</u>	<u>3,361</u>	<u>3,354</u>	<u>3,368</u>	<u>3,312</u>	<u>3,278</u>	<u>3,253</u>	<u>3,317</u>	<u>3,311</u>	<u>3,294</u>
<u>US Territories and Possessions - Total</u> . . . . .	<u>3,215</u>	<u>3,292</u>	<u>3,317</u>	<u>3,361</u>	<u>3,354</u>	<u>3,368</u>	<u>3,312</u>	<u>3,278</u>	<u>3,253</u>	<u>3,317</u>	<u>3,311</u>	<u>3,294</u>
<u>Continental US Citizens</u> . . . . .	<u>3,157</u>	<u>3,230</u>	<u>3,252</u>	<u>3,281</u>	<u>3,273</u>	<u>3,288</u>	<u>3,232</u>	<u>3,198</u>	<u>3,179</u>	<u>3,239</u>	<u>3,234</u>	<u>3,217</u>
<u>Citizens of US Territories and Possessions</u> . . . . .	<u>30</u>	<u>33</u>	<u>39</u>	<u>50</u>	<u>52</u>	<u>54</u>	<u>53</u>	<u>53</u>	<u>48</u>	<u>48</u>	<u>47</u>	<u>46</u>
<u>Non-US Citizens</u> . . . . .	<u>28</u>	<u>29</u>	<u>26</u>	<u>30</u>	<u>29</u>	<u>26</u>	<u>27</u>	<u>27</u>	<u>26</u>	<u>30</u>	<u>30</u>	<u>31</u>
<u>Caribbean Air Command - Total</u> . . . . .	<u>836</u>	<u>874</u>	<u>885</u>	<u>907</u>	<u>917</u>	<u>927</u>	<u>937</u>	<u>951</u>	<u>959</u>	<u>957</u>	<u>961</u>	<u>958</u>
<u>US Territories and Possessions - Total</u> . . . . .	<u>791</u>	<u>829</u>	<u>842</u>	<u>867</u>	<u>877</u>	<u>889</u>	<u>898</u>	<u>912</u>	<u>920</u>	<u>918</u>	<u>921</u>	<u>919</u>
<u>Continental US Citizens</u> . . . . .	<u>183</u>	<u>188</u>	<u>183</u>	<u>184</u>	<u>186</u>	<u>186</u>	<u>184</u>	<u>187</u>	<u>186</u>	<u>186</u>	<u>187</u>	<u>189</u>
<u>Citizens of US Territories and Possessions</u> . . . . .	<u>5</u>	<u>5</u>	<u>5</u>	<u>5</u>	<u>5</u>	<u>5</u>	<u>5</u>	<u>5</u>	<u>5</u>	<u>5</u>	<u>5</u>	<u>5</u>
<u>Non-US Citizens</u> . . . . .	<u>603</u>	<u>636</u>	<u>654</u>	<u>678</u>	<u>686</u>	<u>698</u>	<u>709</u>	<u>720</u>	<u>729</u>	<u>728</u>	<u>729</u>	<u>725</u>

TABLE 226 - CIVILIAN EMPLOYEES BY CITIZENSHIP OR NON-CITIZENSHIP STATUS, BY COMMAND, OVERSEAS - FY 1955 (CONTINUED)

COMMAND	JULY (1954)	AUGUST	SEPTEMBER	OCTOBER	NOVEMBER	DECEMBER	JANUARY (1955)	FEBRUARY	MARCH	APRIL	MAY	JUNE
<u>Foreign Countries - Total</u> . . . . .	<u>45</u>	<u>45</u>	<u>43</u>	<u>40</u>	<u>40</u>	<u>38</u>	<u>39</u>	<u>39</u>	<u>39</u>	<u>39</u>	<u>40</u>	<u>39</u>
Continental US Citizens . . . . .	3	3	3	3	3	3	3	3	3	3	3	3
Citizens of US Territories and Possessions . . . . .	-	-	-	-	-	-	-	-	-	-	-	-
Non-US Citizens . . . . .	42	42	40	37	37	35	36	36	36	36	37	36
<u>Far East Air Forces - Total</u> . . . . .	<u>11,454</u>	<u>11,528</u>	<u>11,679</u>	<u>11,853</u>	<u>11,824</u>	<u>22,324</u>	<u>21,975</u>	<u>21,636</u>	<u>22,002</u>	<u>21,818</u>	<u>21,174</u>	<u>21,302</u>
<u>US Territories and Possessions - Total</u> . . . . .	<u>1,960</u>	<u>2,040</u>	<u>2,053</u>	<u>2,044</u>	<u>2,042</u>	<u>2,077</u>	<u>2,037</u>	<u>1,979</u>	<u>2,064</u>	<u>2,159</u>	<u>2,164</u>	<u>2,167</u>
Continental US Citizens . . . . .	231	233	234	228	223	224	230	231	254	328	329	332
Citizens of US Territories and Possessions . . . . .	93	95	107	112	100	110	112	108	130	1,373	1,386	1,387
Non-US Citizens . . . . .	1,636	1,712	1,712	1,704	1,719	1,743	1,695	1,640	1,680	458	449	448
<u>Foreign Countries - Total</u> . . . . .	<u>9,494</u>	<u>9,488</u>	<u>9,626</u>	<u>9,809</u>	<u>9,782</u>	<u>20,247</u>	<u>19,938</u>	<u>19,657</u>	<u>19,938</u>	<u>19,659</u>	<u>19,010</u>	<u>19,135</u>
Continental US Citizens . . . . .	2,102	2,032	2,109	2,275	2,248	2,254	2,247	2,216	2,213	2,198	2,151	2,146
Citizens of US Territories and Possessions . . . . .	261	258	264	265	256	262	251	272	269	262	262	267
Non-US Citizens . . . . .	7,131	7,198	7,253	7,269	7,278	17,731	17,440	17,169	17,453	17,192	16,597	16,722
<u>Headquarters Command, USAF - Total</u> . . . . .	<u>527</u>	<u>535</u>	<u>578</u>	<u>574</u>	<u>550</u>	<u>497</u>	<u>511</u>	<u>511</u>	<u>498</u>	<u>494</u>	<u>502</u>	<u>500</u>
<u>US Territories and Possessions - Total</u> . . . . .	<u>27</u>	<u>29</u>	<u>31</u>	<u>31</u>	<u>34</u>	<u>31</u>	<u>31</u>	<u>32</u>	<u>32</u>	<u>30</u>	<u>25</u>	<u>30</u>
Continental US Citizens . . . . .	17	20	21	22	24	22	23	24	23	21	19	22
Citizens of US Territories and Possessions . . . . .	10	9	10	9	10	9	8	8	9	9	6	8
Non-US Citizens . . . . .	-	-	-	-	-	-	-	-	-	-	-	-
<u>Foreign Countries - Total</u> . . . . .	<u>500</u>	<u>506</u>	<u>547</u>	<u>543</u>	<u>516</u>	<u>466</u>	<u>480</u>	<u>479</u>	<u>466</u>	<u>464</u>	<u>477</u>	<u>470</u>
Continental US Citizens . . . . .	262	263	267	270	245	243	250	255	249	253	261	259
Citizens of US Territories and Possessions . . . . .	1	-	-	-	-	-	-	-	-	-	-	1
Non-US Citizens . . . . .	237	243	280	273	271	223	230	224	217	211	216	210
<u>JUSMAG, Spain - Total</u> . . . . .	<u>175</u>	<u>197</u>	<u>221</u>	<u>223</u>	<u>225</u>	<u>241</u>	<u>252</u>	<u>270</u>	<u>306</u>	<u>323</u>	<u>327</u>	<u>346</u>
<u>Foreign Countries - Total</u> . . . . .	<u>175</u>	<u>197</u>	<u>221</u>	<u>223</u>	<u>225</u>	<u>241</u>	<u>252</u>	<u>270</u>	<u>306</u>	<u>323</u>	<u>327</u>	<u>346</u>
Continental US Citizens . . . . .	35	39	48	51	49	63	66	69	75	83	81	86
Citizens of US Territories and Possessions . . . . .	-	-	-	-	3	3	3	3	3	3	3	3
Non-US Citizens . . . . .	140	158	173	172	173	175	183	198	228	237	243	257
<u>Military Air Transport Service - Total</u> . . . . .	<u>4,689</u>	<u>4,761</u>	<u>4,820</u>	<u>4,759</u>	<u>4,796</u>	<u>4,746</u>	<u>4,782</u>	<u>4,885</u>	<u>4,953</u>	<u>3,306</u>	<u>3,340</u>	<u>3,422</u>
<u>US Territories and Possessions - Total</u> . . . . .	<u>2,080</u>	<u>2,136</u>	<u>2,178</u>	<u>2,185</u>	<u>2,197</u>	<u>2,281</u>	<u>2,317</u>	<u>2,304</u>	<u>2,290</u>	<u>647</u>	<u>644</u>	<u>644</u>
Continental US Citizens . . . . .	401	405	414	416	424	431	430	429	429	105	104	104
Citizens of US Territories and Possessions . . . . .	1,661	1,713	1,749	1,754	1,765	1,843	1,872	1,860	1,848	539	537	537
Non-US Citizens . . . . .	18	18	15	15	15	14	14	14	13	3	3	3
<u>Foreign Countries - Total</u> . . . . .	<u>2,609</u>	<u>2,625</u>	<u>2,642</u>	<u>2,574</u>	<u>2,599</u>	<u>2,465</u>	<u>2,465</u>	<u>2,581</u>	<u>2,663</u>	<u>2,659</u>	<u>2,696</u>	<u>2,778</u>
Continental US Citizens . . . . .	534	489	489	484	484	497	495	508	505	510	524	519
Citizens of US Territories and Possessions . . . . .	9	5	6	7	7	7	6	6	6	6	6	6
Non-US Citizens . . . . .	2,066	2,131	2,147	2,084	2,108	1,961	1,964	2,067	2,152	2,143	2,166	2,253
<u>Northeast Air Command - Total</u> . . . . .	<u>4,342</u>	<u>4,448</u>	<u>4,576</u>	<u>4,633</u>	<u>4,741</u>	<u>4,780</u>	<u>4,787</u>	<u>4,778</u>	<u>4,795</u>	<u>4,670</u>	<u>4,673</u>	<u>4,655</u>
<u>Foreign Countries - Total</u> . . . . .	<u>4,342</u>	<u>4,448</u>	<u>4,576</u>	<u>4,633</u>	<u>4,741</u>	<u>4,780</u>	<u>4,787</u>	<u>4,778</u>	<u>4,795</u>	<u>4,670</u>	<u>4,673</u>	<u>4,655</u>
Continental US Citizens . . . . .	117	109	146	149	151	152	157	158	164	168	164	158
Citizens of US Territories and Possessions . . . . .	-	-	-	-	-	-	-	-	-	-	-	-
Non-US Citizens . . . . .	4,225	4,339	4,430	4,484	4,590	4,628	4,630	4,620	4,631	4,502	4,509	4,497



TABLE 226 - CIVILIAN EMPLOYEES BY CITIZENSHIP OR NON-CITIZENSHIP STATUS, BY COMMAND, OVERSEAS - FY 1955 (CONTINUED)

COMMAND	JULY (1954)	AUGUST	SEPTEMBER	OCTOBER	NOVEMBER	DECEMBER	JANUARY (1955)	FEBRUARY	MARCH	APRIL	MAY	JUNE
<u>Strategic Air Command - Total</u> . . . . .	<u>1,207</u>	<u>1,224</u>	<u>1,207</u>	<u>1,230</u>	<u>1,241</u>	<u>868</u>	<u>878</u>	<u>878</u>	<u>877</u>	<u>2,472</u>	<u>2,432</u>	<u>2,252</u>
<u>US Territories and Possessions - Total</u> . . . . .	<u>762</u>	<u>762</u>	<u>767</u>	<u>777</u>	<u>782</u>	<u>781</u>	<u>792</u>	<u>785</u>	<u>784</u>	<u>2,378</u>	<u>2,334</u>	<u>2,148</u>
Continental US Citizens . . . . .	82	84	84	96	97	101	102	103	101	329	302	255
Citizens of US Territories and Possessions . . . . .	680	678	683	681	685	680	690	682	683	778	812	746
Non-US Citizens . . . . .	-	-	-	-	-	-	-	-	-	1,271	1,220	1,147
<u>Foreign Countries - Total</u> . . . . .	<u>445</u>	<u>462</u>	<u>440</u>	<u>453</u>	<u>459</u>	<u>87</u>	<u>86</u>	<u>93</u>	<u>93</u>	<u>94</u>	<u>98</u>	<u>104</u>
Continental US Citizens . . . . .	82	84	84	87	88	86	86	93	93	94	98	104
Citizens of US Territories and Possessions . . . . .	-	-	-	-	-	1	-	-	-	-	-	-
Non-US Citizens . . . . .	363	378	356	366	371	-	-	-	-	-	-	-
<u>US Air Forces, Europe - Total</u> . . . . .	<u>16,622</u>	<u>17,255</u>	<u>18,175</u>	<u>19,595</u>	<u>20,663</u>	<u>6,997</u>	<u>7,308</u>	<u>7,575</u>	<u>4,809</u>	<u>3,915</u>	<u>4,287</u>	<u>4,487</u>
<u>Foreign Countries - Total</u> . . . . .	<u>16,622</u>	<u>17,255</u>	<u>18,175</u>	<u>19,595</u>	<u>20,663</u>	<u>6,997</u>	<u>7,308</u>	<u>7,575</u>	<u>4,809</u>	<u>3,915</u>	<u>4,287</u>	<u>4,487</u>
Continental US Citizens . . . . .	2,283	2,370	2,536	2,691	2,847	2,831	2,898	2,933	3,002	3,067	3,129	3,107
Citizens of US Territories and Possessions . . . . .	4	4	4	3	3	3	3	3	3	3	3	3
Non-US Citizens . . . . .	14,335	14,881	15,635	16,901	17,813	4,163	4,407	4,639	1,804	845	1,155	1,377
<u>USAF Security Service - Total</u> . . . . .	<u>13</u>	<u>15</u>	<u>15</u>	<u>14</u>	<u>15</u>	<u>17</u>	<u>17</u>	<u>18</u>	<u>17</u>	<u>17</u>	<u>18</u>	<u>18</u>
<u>Foreign Countries - Total</u> . . . . .	<u>13</u>	<u>15</u>	<u>15</u>	<u>14</u>	<u>15</u>	<u>17</u>	<u>17</u>	<u>18</u>	<u>17</u>	<u>17</u>	<u>18</u>	<u>18</u>
Continental US Citizens . . . . .	13	15	15	14	15	17	17	18	17	17	18	18
Citizens of US Territories and Possessions . . . . .	-	-	-	-	-	-	-	-	-	-	-	-
Non-US Citizens . . . . .	-	-	-	-	-	-	-	-	-	-	-	-

Source: Personnel Statistics Division, DCS/Comptroller, Hq USAF

TABLE 227 - APPOINTMENT OF PHYSICALLY IMPAIRED CIVILIAN PERSONNEL BY COMMAND,  
CONTINENTAL US - FY 1955

(Table below is a modification of Table 203, FY 1954. Table does not break out Veteran Appointments as they were tabulated in Table 203, FY 1954.)

COMMAND	JUL (1954)	AUG	SEP	OCT	NOV	DEC	JAN (1955)	FEB	MAR	APR	MAY	JUN
<u>WORLDWIDE - TOTAL</u> . . . . .	<u>86</u>	<u>146</u>	<u>125</u>	<u>125</u>	<u>106</u>	<u>84</u>	<u>149</u>	<u>74</u>	<u>86</u>	<u>162</u>	<u>69</u>	<u>95</u>
<u>CONTINENTAL US - TOTAL</u> . . . . .	<u>72</u>	<u>134</u>	<u>109</u>	<u>106</u>	<u>97</u>	<u>77</u>	<u>130</u>	<u>72</u>	<u>84</u>	<u>156</u>	<u>64</u>	<u>84</u>
Air Defense Command . . . . .	2	32	2	1	1	3	2	2	2	5	1	4
AF Finance Division . . . . .	-	11	2	-	2	-	-	1	-	1	-	1
Air Materiel Command . . . . .	48	60	82	78	69	55	108	45	42	57	42	50
Air Proving Ground Command . . . . .	-	3	-	3	-	-	-	2	1	-	-	1
Air Research and Develop- ment Command . . . . .	5	3	6	6	-	7	5	3	6	2	6	4
Air Training Command . . . . .	10	8	10	9	10	5	10	13	26	16	5	11
Air University . . . . .	-	-	-	-	-	-	-	-	-	-	1	-
Continental Air Command . . . . .	-	-	-	-	4	5	-	-	-	1	3	1
Headquarters Command, USAF . . . . .	-	-	-	-	-	-	-	-	-	-	-	-
Headquarters USAF . . . . .	-	-	-	-	-	1	1	-	-	-	-	-
Military Air Transport Service . . . . .	1	9	4	-	5	-	2	2	1	4	3	3
Strategic Air Command . . . . .	1	5	-	5	6	1	2	3	5	2	1	7
Tactical Air Command . . . . .	5	3	3	3	-	-	-	1	1	68	2	2
USAF Academy . . . . .	-	-	-	1	-	-	-	-	-	-	-	-
USAF Security Service . . . . .	-	-	-	-	-	-	-	-	-	-	-	-
<u>OVERSEAS - TOTAL</u> . . . . .	<u>14</u>	<u>12</u>	<u>16</u>	<u>19</u>	<u>9</u>	<u>7</u>	<u>19</u>	<u>2</u>	<u>2</u>	<u>6</u>	<u>5</u>	<u>11</u>
Air Defense Command . . . . .	-	-	-	-	-	-	-	-	-	-	-	-
Air Materiel Command . . . . .	-	-	-	-	-	-	-	-	-	-	-	-
Air Research and Develop- ment Command . . . . .	-	-	-	-	-	-	-	-	-	-	-	-
Alaskan Air Command . . . . .	-	3	2	3	1	-	1	1	2	5	-	5
Caribbean Air Command . . . . .	-	-	-	-	-	-	-	-	-	-	-	-
Far East Air Forces . . . . .	5	-	2	-	1	1	-	-	-	-	2	4
Headquarters Command, USAF . . . . .	-	-	-	-	-	-	-	-	-	-	-	-
JUSMAG, Spain . . . . .	-	-	-	-	-	-	-	-	-	-	-	-
Military Air Transport Service . . . . .	1	4	-	-	-	6	18	1	-	1	-	-
Northeast Air Command . . . . .	-	-	-	-	-	-	-	-	-	-	-	-
Strategic Air Command . . . . .	-	-	-	-	-	-	-	-	-	-	-	-
US Air Forces, Europe . . . . .	8	5	12	16	7	-	-	-	-	-	3	2
USAF Security Service . . . . .	-	-	-	-	-	-	-	-	-	-	-	-

Source: Personnel Statistics Division, DCS/Comptroller, Hq USAF

TABLE 228 - DEPARTMENTAL CIVILIAN EMPLOYEES BY TYPE OF APPOINTMENT, BY EMPLOYEE GROUP -  
- FY 1955

(Table below is a modification of Table 204, FY 1954)

TYPE OF APPOINTMENT	SEPTEMBER (1954)	DECEMBER	MARCH (1955)		JUNE	
			Salaried	Wage Board	Salaried	Wage Board
<u>APPOINTMENTS UNDER EXECUTIVE ORDER</u> <u>9830 a/</u>						
TOTAL . . . . .	<u>4,955</u>	<u>5,038</u>	e/	e/	e/	e/
Permanent and Probational b/ . . . . .	2,772	2,776	e/	e/	e/	e/
Indefinite . . . . .	1,922	2,000	e/	e/	e/	e/
Temporary c/ . . . . .	194	180	e/	e/	e/	e/
Excepted . . . . .	67	82	e/	e/	e/	e/
<u>APPOINTMENTS UNDER EXECUTIVE ORDER</u> <u>10577 d/</u>						
TOTAL . . . . .	e/	e/	<u>5,120</u>	<u>21</u>	<u>5,251</u>	<u>21</u>
Competitive, Career b/ . . . . .	e/	e/	3,321	10	3,443	10
Competitive, Career-Conditional . . . . .	e/	e/	517	3	633	3
Competitive, Limited Tenure . . . . .	e/	e/	1,204	8	1,105	8
Excepted, Permanent . . . . .	e/	e/	47	-	40	-
Excepted, Limited or Conditional e/ . . . . .	e/	e/	31	-	30	-

a/ These appointments were made under Executive Order 9830, dated, Feb 24, 1947. EO 9830 revoked EO 279, dated, Nov 29, 1904 and all subsequent orders through EO 9733, dated, Jun 4, 1946.

b/ Includes Presidential Appointees.

c/ Includes Special Consultants.

d/ Current appointments are made under Executive Order 10577, effective date, Jan 23, 1955. This order revoked EO 9733.

e/ Not applicable.

Source: Personnel Statistics Division, Directorate of Statistical Services, DCS/Comptroller

TABLE 229 - DEPARTMENTAL CIVILIAN EMPLOYEES BY TYPE OF SERVICE - FY 1955

(Table below is a modification of Table 205, FY 1954)

TYPE OF SERVICE	SEPTEMBER (1954)	DECEMBER	MARCH (1955)	JUNE
TOTAL . . . . .	<u>4,955</u>	<u>5,038</u>	<u>5,141</u>	<u>5,272</u>
General Schedule . . . . .	4,839	4,912	5,082	5,213
Crafts, Protective, Custodial . . . . .	81	81	-	-
Public Law 313 . . . . .	2	1	2	3
Special Consultants . . . . .	29	39	31	30
Presidential Appointees . . . . .	4	5	5	5
Wage Board . . . . .	-	-	21	21

Source: Personnel Statistics Division, Directorate of Statistical Services, DCS/Comptroller

TABLE 230 - DEPARTMENTAL CIVILIAN EMPLOYEES WITH VETERANS' PREFERENCE,  
BY PREFERENCE POINTS - FY 1955

(Table below is a modification of Table 206, FY 1954)

VETERANS' PREFERENCE	SEPTEMBER (1954)	DECEMBER	MARCH (1955)	JUNE
TOTAL . . . . .	<u>1,498</u>	<u>1,531</u>	<u>1,557</u>	<u>1,594</u>
10 Point . . . . .	203	203	204	212
5 Point . . . . .	1,295	1,328	1,353	1,382

Source: Personnel Statistics Division, Directorate of Statistical Services, DCS/Comptroller

TABLE 231 - ACCESSIONS OF USAF CIVILIAN PERSONNEL BY TYPE - FY 1955

(Table below is a modification of Table 207, FY 1954)

ACCESSIONS BY TYPE	TOTAL	FIRST QUARTER	SECOND QUARTER	THIRD QUARTER	FOURTH QUARTER
<u>WORLDWIDE - TOTAL</u> . . . . .	<u>86,867</u>	<u>20,997</u>	<u>20,532</u>	<u>20,516</u>	<u>24,822</u>
EXCEPTED APPOINTMENTS . . . . .	25,990	7,498	6,569	6,197	5,726
TRANSFERS FROM OTHER FEDERAL AGENCIES . . . . .	6,245	981	1,213	1,564	2,487
CAREER APPOINTMENTS . . . . .	238	-	-	169	69
ORIGINAL PROBATIONAL APPOINTMENTS . . . . .	89	68	21	-	-
REEMPLOYED - PREVIOUS FEDERAL SERVICE . . . . .	4,496	1,092	754	1,114	1,536
CAREER-CONDITIONAL APPOINTMENTS . . . . .	15,546	-	-	6,608	8,938
TEMPORARY APPOINTMENTS FROM CIVIL SERVICE REGISTER . . . . .	3,638	-	-	1,976	1,665
TEMPORARY APPOINTMENTS PENDING CIVIL SERVICE REGISTER . . . . .	4,070	-	-	1,649	2,418
INDEFINITE APPOINTMENTS FROM CIVIL SERVICE REGISTER . . . . .	12,009	5,964	6,045	a/	a/
INDEFINITE APPOINTMENTS NOT FROM CIVIL SERVICE REGISTER . . . . .	4,251	2,317	1,934	a/	a/
TEMPORARY APPOINTMENTS . . . . .	5,528	2,371	3,157	a/	a/
RETURNED TO DUTY OR PAY STATUS . . . . .	3,223	626	759	873	965
OTHER TEMPORARY APPOINTMENTS . . . . .	1,162	-	-	227	935
ACCESSIONS RESULTING FROM ERRONEOUS SEPARATIONS . . . . .	382	80	80	139	83
<u>CONTINENTAL US - TOTAL</u> . . . . .	<u>61,014</u>	<u>13,519</u>	<u>13,819</u>	<u>14,344</u>	<u>19,332</u>
Excepted Appointments . . . . .	1,385	343	226	327	489
Transfers from Other Federal Agencies . . . . .	6,008	934	1,097	1,535	2,442
Career Appointments . . . . .	233	-	-	167	66
Original Probationary Appointments . . . . .	89	68	21	-	-
Reemployed - Previous Federal Service . . . . .	4,349	1,052	715	1,072	1,510
Career-Conditional Appointments . . . . .	15,397	-	-	6,532	8,865
Temporary Appointments from Civil Service Register . . . . .	3,631	-	-	1,927	1,656
Temporary Appointments Pending Civil Service Register . . . . .	3,980	-	-	1,629	2,399
Indefinite Appointments from Civil Service Register . . . . .	11,845	5,873	5,972	a/	a/
Indefinite Appointments not from Civil Service Register . . . . .	4,218	2,300	1,918	a/	a/
Temporary Appointments . . . . .	5,342	2,279	3,063	a/	a/
Returned to Duty or Pay Status . . . . .	3,107	597	740	843	927
Other Temporary Appointments . . . . .	1,142	-	-	227	915
Accessions Resulting from Erroneous Separations . . . . .	288	73	67	85	63
<u>OVERSEAS - TOTAL</u> . . . . .	<u>25,853</u>	<u>7,478</u>	<u>6,713</u>	<u>6,172</u>	<u>5,490</u>
Excepted Appointments . . . . .	24,605	7,155	6,343	5,870	5,237
Transfers from Other Federal Agencies . . . . .	237	47	116	29	45
Career Appointments . . . . .	5	-	-	2	3
Original Probationary Appointments . . . . .	-	-	-	-	-
Reemployed - Previous Federal Service . . . . .	147	40	39	42	26
Career-Conditional Appointments . . . . .	149	-	-	76	73
Temporary Appointments from Civil Service Register . . . . .	58	-	-	49	9
Temporary Appointments Pending Civil Service Register . . . . .	39	-	-	20	19
Indefinite Appointments from Civil Service Register . . . . .	164	91	73	a/	a/
Indefinite Appointments not from Civil Service Register . . . . .	33	17	16	a/	a/
Temporary Appointments . . . . .	186	92	94	a/	a/
Returned to Duty or Pay Status . . . . .	116	29	19	30	38
Other Temporary Appointments . . . . .	20	-	-	-	20
Accessions Resulting from Erroneous Separations . . . . .	94	7	13	54	20

a/ Category eliminated in accordance with statutory change of the "Whitten Amendment".

Source: Personnel Statistics Division, Directorate of Statistical Services, DCS/Comptroller

TABLE 232 - SEPARATIONS OF USAF CIVILIAN PERSONNEL BY TYPE - FY 1955

SEPARATIONS BY TYPE	TOTAL	FIRST QUARTER	SECOND QUARTER	THIRD QUARTER	FOURTH QUARTER
<u>WORLDWIDE - TOTAL</u> . . . . .	<u>66,471</u>	<u>16,161</u>	<u>12,449</u>	<u>18,388</u>	<u>19,473</u>
RESIGNATIONS . . . . .	35,651	10,282	8,114	7,724	9,531
TRANSFERS TO OTHER FEDERAL AGENCIES . . . . .	3,122	549	616	860	1,097
DISQUALIFICATION, INEFFICIENCY, MISCONDUCT, DELINQUENT, OTHER . . . . .	2,176	599	578	523	476
REDUCTION IN FORCE . . . . .	2,788	759	450	623	956
TERMINATION OF TEMPORARY OR EXCEPTED APPOINTMENTS . . . . .	16,859	2,571	1,272	7,085	5,931
DISPLACEMENT OF INDEFINITE APPOINTMENTS . . . . .	117	68	16	24	9
SUSPENSION, FURLOUGH, MILITARY SERVICE . . . . .	852	194	218	269	171
EXTENDED LEAVE WITHOUT PAY . . . . .	2,534	641	608	607	678
RETIREMENT, LEGAL INCOMPETENCE, DISABILITY, DEATH . . . . .	1,933	456	457	457	563
SEPARATIONS RESULTING FROM ERRONEOUS ACCESSIONS . . . . .	439	42	120	216	61
<u>CONTINENTAL US - TOTAL</u> . . . . .	<u>43,900</u>	<u>12,259</u>	<u>9,021</u>	<u>9,809</u>	<u>12,811</u>
Resignations . . . . .	26,435	7,773	5,639	5,690	7,333
Transfers to Other Federal Agencies . . . . .	2,584	435	522	705	922
Disqualification, Inefficiency, Misconduct, Delinquent, Other . . . . .	1,413	376	352	352	333
Reduction in Force . . . . .	2,345	616	376	537	816
Termination of Temporary or Excepted Appointments . . . . .	5,763	1,773	829	1,097	2,064
Displacement of Indefinite Appointments . . . . .	112	67	14	22	9
Suspension, Furlough, Military Service . . . . .	809	189	197	262	161
Extended Leave without Pay . . . . .	2,402	611	575	578	638
Retirement, Legal Incompetence, Disability, Death . . . . .	1,731	387	413	428	503
Separations Resulting from Erroneous Accessions . . . . .	306	32	104	138	32
<u>OVERSEAS - TOTAL</u> . . . . .	<u>22,571</u>	<u>3,902</u>	<u>3,428</u>	<u>8,579</u>	<u>6,662</u>
Resignations . . . . .	9,216	2,509	2,475	2,034	2,198
Transfers to Other Federal Agencies . . . . .	538	114	94	155	175
Disqualification, Inefficiency, Misconduct, Delinquent, Other . . . . .	763	223	226	171	143
Reduction in Force . . . . .	443	143	74	86	140
Termination of Temporary or Excepted Appointments . . . . .	11,096	798	443	5,988	3,867
Displacement of Indefinite Appointments . . . . .	5	1	2	2	-
Suspension, Furlough, Military Service . . . . .	43	5	21	7	10
Extended Leave without Pay . . . . .	132	30	33	29	40
Retirement, Legal Incompetence, Disability, Death . . . . .	202	69	44	29	60
Separations Resulting from Erroneous Accessions . . . . .	133	10	16	78	29

Source: Personnel Statistics Division, DCS/Comptroller, Hq USAF

TABLE 233 - PROMOTIONS OF CIVILIAN PERSONNEL BY VETERAN AND NON-VETERAN STATUS,  
BY COMMAND, CONTINENTAL US - FY 1955

COMMAND	JUL (1954)	AUG	SEP	OCT	NOV	DEC	JAN (1955)	FEB	MAR	APR	MAY	JUN
	PROMOTIONS											
<u>CONTINENTAL US - TOTAL</u> . . .	<u>4,530</u>	<u>5,780</u>	<u>4,481</u>	<u>4,722</u>	<u>4,168</u>	<u>4,043</u>	<u>3,924</u>	<u>5,411</u>	<u>5,195</u>	<u>4,921</u>	<u>5,713</u>	<u>5,538</u>
WITH PREFERENCE - TOTAL . . . . .	2,178	2,839	2,133	2,387	1,978	1,986	1,879	2,848	2,548	2,381	2,761	2,688
WITHOUT PREFERENCE - TOTAL . . . . .	2,352	2,941	2,348	2,335	2,190	2,057	2,045	2,563	2,647	2,540	2,952	2,850
<u>Air Defense Command - Total</u> . . .	<u>111</u>	<u>43</u>	<u>37</u>	<u>144</u>	<u>58</u>	<u>25</u>	<u>58</u>	<u>156</u>	<u>81</u>	<u>138</u>	<u>85</u>	<u>151</u>
With Preference . . . . .	54	22	16	76	29	10	35	106	36	56	37	79
Without Preference . . . . .	57	21	21	68	29	15	23	50	45	82	48	72
<u>AF Finance Division - Total</u> . . . .	<u>74</u>	<u>86</u>	<u>38</u>	<u>32</u>	<u>33</u>	<u>88</u>	<u>46</u>	<u>46</u>	<u>52</u>	<u>175</u>	<u>27</u>	<u>61</u>
With Preference . . . . .	18	47	9	10	14	22	8	14	4	101	10	16
Without Preference . . . . .	46	39	29	22	19	66	38	32	48	74	17	45
<u>Air Materiel Command - Total</u> . . . .	<u>2,552</u>	<u>3,413</u>	<u>2,434</u>	<u>2,814</u>	<u>2,450</u>	<u>2,572</u>	<u>2,198</u>	<u>3,070</u>	<u>3,153</u>	<u>2,784</u>	<u>3,342</u>	<u>2,914</u>
With Preference . . . . .	1,273	1,883	1,265	1,508	1,233	1,341	1,143	1,528	1,551	1,378	1,696	1,452
Without Preference . . . . .	1,279	1,730	1,169	1,306	1,217	1,231	1,055	1,542	1,602	1,406	1,646	1,462
<u>Air Proving Ground Command - Total</u> . . . .	<u>20</u>	<u>46</u>	<u>16</u>	<u>13</u>	<u>26</u>	<u>29</u>	<u>29</u>	<u>20</u>	<u>96</u>	<u>33</u>	<u>42</u>	<u>75</u>
With Preference . . . . .	7	23	5	2	12	19	10	6	54	13	22	33
Without Preference . . . . .	13	23	11	8	14	10	19	14	42	20	20	42
<u>Air Research and Development Command - Total</u> . . . . .	<u>453</u>	<u>449</u>	<u>322</u>	<u>376</u>	<u>289</u>	<u>244</u>	<u>338</u>	<u>1,030</u>	<u>560</u>	<u>454</u>	<u>603</u>	<u>479</u>
With Preference . . . . .	240	243	166	208	154	131	183	762	326	229	305	211
Without Preference . . . . .	213	206	156	168	135	113	155	268	234	225	298	268
<u>Air Training Command - Total</u> . . . . .	<u>613</u>	<u>625</u>	<u>960</u>	<u>462</u>	<u>436</u>	<u>337</u>	<u>418</u>	<u>439</u>	<u>370</u>	<u>443</u>	<u>651</u>	<u>562</u>
With Preference . . . . .	305	284	436	201	169	142	191	188	173	206	293	256
Without Preference . . . . .	308	341	524	261	267	195	227	251	197	237	358	306
<u>Air University - Total</u> . . . . .	<u>10</u>	<u>23</u>	<u>19</u>	<u>25</u>	<u>21</u>	<u>15</u>	<u>21</u>	<u>16</u>	<u>17</u>	<u>35</u>	<u>41</u>	<u>28</u>
With Preference . . . . .	8	8	6	8	6	7	9	6	3	26	20	21
Without Preference . . . . .	2	15	13	17	15	8	12	10	14	9	21	7
<u>Continental Air Command - Total</u> . . . .	<u>87</u>	<u>168</u>	<u>79</u>	<u>202</u>	<u>269</u>	<u>151</u>	<u>251</u>	<u>114</u>	<u>95</u>	<u>212</u>	<u>156</u>	<u>125</u>
With Preference . . . . .	39	72	30	72	79	64	69	59	47	102	73	65
Without Preference . . . . .	48	96	49	130	190	87	182	55	48	110	83	60
<u>Headquarters Command, USAF - Total</u> . . . . .	<u>69</u>	<u>85</u>	<u>56</u>	<u>84</u>	<u>66</u>	<u>62</u>	<u>35</u>	<u>60</u>	<u>41</u>	<u>54</u>	<u>68</u>	<u>72</u>
With Preference . . . . .	20	25	19	29	20	23	11	19	13	15	30	31
Without Preference . . . . .	49	60	37	55	46	39	24	41	28	39	58	41
<u>Headquarters, USAF - Total</u> . . . . .	<u>81</u>	<u>192</u>	<u>111</u>	<u>156</u>	<u>134</u>	<u>90</u>	<u>112</u>	<u>130</u>	<u>130</u>	<u>112</u>	<u>104</u>	<u>122</u>
With Preference . . . . .	30	61	43	64	50	26	43	45	36	36	25	46
Without Preference . . . . .	51	131	68	92	84	64	69	85	94	76	79	76
<u>Military Air Transport Service - Total</u> . . . . .	<u>57</u>	<u>46</u>	<u>61</u>	<u>29</u>	<u>72</u>	<u>50</u>	<u>26</u>	<u>50</u>	<u>274</u>	<u>136</u>	<u>105</u>	<u>170</u>
With Preference . . . . .	19	20	22	15	45	14	7	20	153	66	44	78
Without Preference . . . . .	38	26	39	14	27	36	19	30	121	70	61	92
<u>Strategic Air Command - Total</u> . . . . .	<u>208</u>	<u>269</u>	<u>181</u>	<u>219</u>	<u>227</u>	<u>191</u>	<u>269</u>	<u>166</u>	<u>224</u>	<u>219</u>	<u>301</u>	<u>269</u>
With Preference . . . . .	84	111	49	102	125	102	120	67	109	94	136	133
Without Preference . . . . .	124	158	132	117	102	89	149	121	115	125	165	156
<u>Tactical Air Command - Total</u> . . . . .	<u>181</u>	<u>96</u>	<u>156</u>	<u>138</u>	<u>82</u>	<u>162</u>	<u>96</u>	<u>57</u>	<u>73</u>	<u>106</u>	<u>137</u>	<u>451</u>
With Preference . . . . .	77	35	61	76	40	84	47	17	31	53	62	259
Without Preference . . . . .	104	61	95	62	42	78	49	40	42	53	75	192
<u>USAF Academy - Total</u> . . . . .	-	-	<u>1</u>	<u>2</u>	<u>1</u>	-	<u>8</u>	<u>1</u>	<u>10</u>	<u>3</u>	<u>6</u>	<u>15</u>
With Preference . . . . .	-	-	-	-	-	-	1	-	3	1	1	5
Without Preference . . . . .	-	-	1	2	1	-	7	1	7	2	5	10
<u>USAF Security Service - Total</u> . . . . .	<u>24</u>	<u>39</u>	<u>10</u>	<u>26</u>	<u>4</u>	<u>7</u>	<u>19</u>	<u>34</u>	<u>19</u>	<u>17</u>	<u>25</u>	<u>24</u>
With Preference . . . . .	4	5	6	13	2	1	2	11	9	5	7	3
Without Preference . . . . .	20	34	4	13	2	6	17	23	10	12	18	21

Source: Personnel Statistics Division, DCS/Comptroller, Hq USAF

TABLE 234 - DEMOTIONS OF CIVILIAN PERSONNEL BY VETERAN AND NON-VETERAN STATUS, BY COMMAND, CONTINENTAL US - FY 1955

COMMAND	JUL (1954)	AUG	SEP	OCT	NOV	DEC	JAN (1955)	FEB	MAR	APR	MAY	JUN
DEMOTIONS												
<u>CONTINENTAL US - TOTAL</u> . . . . .	1,751	2,322	1,840	1,092	1,236	1,110	1,029	568	941	1,011	966	1,111
WITH PREFERENCE - TOTAL . . . . .	882	1,209	894	493	608	467	419	240	430	429	470	559
WITHOUT PREFERENCE - TOTAL . . . . .	869	1,113	946	599	628	643	610	328	511	582	496	552
<u>Air Defense Command - Total</u> . . . . .	31	6	14	11	7	5	9	16	14	19	10	34
With Preference . . . . .	19	5	10	7	5	4	4	8	6	15	6	17
Without Preference . . . . .	12	1	4	4	2	1	5	8	8	4	4	17
<u>AF Finance Division - Total</u> . . . . .	6	13	20	5	3	6	13	1	2	13	3	5
With Preference . . . . .	2	4	3	2	1	1	1	-	2	4	-	2
Without Preference . . . . .	4	9	17	3	2	5	12	1	-	9	3	3
<u>Air Materiel Command - Total</u> . . . . .	1,305	1,837	1,505	815	996	898	765	370	705	768	683	834
With Preference . . . . .	667	968	747	358	493	368	308	174	330	318	346	443
Without Preference . . . . .	638	869	758	457	503	530	457	196	375	450	337	391
<u>Air Proving Ground Command - Total</u> . . . . .	5	18	4	3	3	3	7	1	2	9	2	4
With Preference . . . . .	3	7	2	1	2	-	4	-	3	3	1	3
Without Preference . . . . .	2	11	2	2	1	3	3	1	2	6	1	1
<u>Air Research and Development Command - Total</u> . . . . .	74	117	54	68	25	17	24	17	74	28	21	38
With Preference . . . . .	36	52	17	41	14	10	9	7	30	9	9	10
Without Preference . . . . .	38	65	37	27	11	7	15	10	44	19	12	28
<u>Air Training Command - Total</u> . . . . .	151	182	93	65	97	83	108	55	79	73	91	59
With Preference . . . . .	68	108	44	25	49	41	51	16	35	27	40	24
Without Preference . . . . .	83	74	49	40	48	42	57	39	44	46	51	35
<u>Air University - Total</u> . . . . .	2	4	3	1	-	10	8	2	5	7	7	6
With Preference . . . . .	2	-	1	-	-	4	2	1	2	2	4	2
Without Preference . . . . .	-	4	2	1	-	6	6	1	3	5	3	4
<u>Continental Air Command - Total</u> . . . . .	12	14	15	16	9	18	19	47	7	40	9	7
With Preference . . . . .	5	9	6	10	3	5	9	13	-	29	4	2
Without Preference . . . . .	7	5	9	6	6	13	10	34	7	11	5	5
<u>Headquarters Command, USAF - Total</u> . . . . .	10	10	19	7	23	5	8	9	3	4	3	2
With Preference . . . . .	-	4	2	4	3	1	-	3	-	-	2	1
Without Preference . . . . .	10	6	17	3	20	4	8	6	3	4	1	1
<u>Headquarters, USAF - Total</u> . . . . .	5	3	3	2	4	-	8	4	-	4	7	4
With Preference . . . . .	1	2	-	1	1	-	1	2	-	-	2	-
Without Preference . . . . .	4	1	3	1	3	-	7	2	-	4	5	4
<u>Military Air Transport Service - Total</u> . . . . .	20	6	17	19	11	12	3	5	11	13	22	24
With Preference . . . . .	14	1	9	13	6	7	2	3	8	6	9	11
Without Preference . . . . .	6	5	8	6	5	5	1	2	3	7	13	13
<u>Strategic Air Command - Total</u> . . . . .	108	85	60	59	54	47	47	29	29	23	82	61
With Preference . . . . .	55	36	32	24	30	27	23	9	13	12	40	35
Without Preference . . . . .	53	49	28	35	24	20	24	20	16	11	42	26
<u>Tactical Air Command - Total</u> . . . . .	22	25	31	17	3	6	10	10	10	9	26	29
With Preference . . . . .	10	13	21	7	1	-	5	4	4	4	7	9
Without Preference . . . . .	12	12	10	10	2	6	5	6	6	5	19	20
<u>USAF Academy - Total</u> . . . . .	-	-	2	2	1	-	-	2	-	1	-	4
With Preference . . . . .	-	-	-	-	-	-	-	-	-	-	-	-
Without Preference . . . . .	-	-	2	2	1	-	-	2	-	1	-	4
<u>USAF Security Service - Total</u> . . . . .	-	-	-	-	-	-	-	-	-	-	-	-
With Preference . . . . .	-	-	-	-	-	-	-	-	-	-	-	-
Without Preference . . . . .	-	-	-	-	-	-	-	-	-	-	-	-

Source: Personnel Statistics Division, DCS/Comptroller, Hq USAF

TABLE 235 - USAF INCENTIVE AWARDS PROGRAM, WORLDWIDE - FY 1955

(Table below is a modification of Table 211, FY 1954. Basic authority for the program is provided by Title III, Public Law 763, 83d Congress, which was effective, 30 November 1954 and repealed previous legislation.)

COMMAND	SUGGESTIONS				HONORARY AWARDS		CASH AWARDS FOR SUSTAINED SUPERIOR PERFORMANCE a/			CASH AWARDS FOR SPECIAL ACTS OR SERVICES b/		
	Sug- gestions Received	Sug- gestions Adopted	Cash Awards Paid	Estimated First Year Savings c/	Excep- tional Deco- rations Approved d/	Meri- torious Awards Approved e/	Awards Approved	Cash Awards Paid	Estimated First Year Savings c/	Awards Approved	Cash Awards Paid	Estimated First Year Savings c/
<b>TOTAL</b> . . . . .	<u>42,791</u>	<u>10,619</u>	<u>\$515,944</u>	<u>\$20,022,047</u>	<u>17</u>	<u>133</u>	<u>1,233</u>	<u>\$203,743</u>	<u>\$18,452</u>	<u>79</u>	<u>\$22,950</u>	<u>\$9,682,271</u>
Air Defense Command . . . . .	750	148	7,648	242,994	-	2	42	6,755	634	3	600	4,000
AF Finance Division . . . . .	409	53	2,136	57,054	-	1	72	11,020	-	-	-	-
Air Materiel Command . . . . .	31,377	7,899	379,075	15,643,384	6	63	543	87,780	-	69	20,060	8,541,894
Air Proving Ground Command . . . . .	238	86	3,910	109,114	-	-	12	2,150	-	-	-	-
Air Research and Development Command . . . . .	2,391	411	27,137	652,539	-	5	188	38,015	-	-	-	-
Air Training Command . . . . .	2,825	917	40,289	1,290,458	2	6	86	12,480	17,018	1	200	-
Air University . . . . .	29	2	50	608	-	2	7	1,150	-	-	-	-
Alaskan Air Command . . . . .	145	22	2,364	114,278	-	2	16	2,580	-	-	-	-
Caribbean Air Command . . . . .	39	7	185	4,574	-	-	-	-	-	-	-	-
Continental Air Command . . . . .	275	55	2,726	115,835	-	-	2	160	-	-	-	-
Far East Air Forces . . . . .	303	81	2,598	68,478	-	3	16	3,210	-	-	-	-
Headquarters Command, USAF . . . . .	57	4	105	-	6	-	12	1,873	-	-	-	-
Headquarters, USAF . . . . .	184	16	1,375	205,202	2	29	126	19,700	-	1	375	327,797
Military Air Transport Service . . . . .	837	195	7,462	401,433	-	7	35	4,810	-	4	1,115	436,390
Northeast Air Command . . . . .	505	65	1,307	33,425	-	2	-	-	-	-	-	-
Strategic Air Command . . . . .	1,057	367	24,295	651,028	1	7	28	4,050	800	-	-	-
Tactical Air Command . . . . .	264	89	5,503	224,932	-	1	30	4,050	-	-	-	-
US Air Forces, Europe . . . . .	1,044	186	7,604	203,856	-	2	15	3,160	-	1	600	372,190
USAF Security Service . . . . .	62	16	175	2,855	-	1	3	800	-	-	-	-

a/ Includes Pay Increases given under Title VII, Public Law 429, 81st Congress, which was repealed by Public Law 763.

b/ Includes Efficiency Awards given under Title X, Public Law 429, 81st Congress, which was repealed by Public Law 763.

c/ Tangible savings cannot be estimated in all instances as many result in intangible benefits such as morale, safety, or welfare.

d/ Decoration for Exceptional Civilian Service is awarded by Secretary of the Air Force.

e/ Award for Meritorious Civilian Service is awarded by Chief of Staff, or major air commanders.

Source: Placement and Employee Relations Division, Directorate of Civilian Personnel, DCS/Personnel



TABLE 236 - AIR FORCE AID SOCIETY SUMMARIES - FY 1955

(Received from and financial assistance to US Air Force personnel. The total amount of loans outstanding at 30 June 1955 amounted to \$1,308,447 of which it is estimated that \$160,767 will not be collected for various reasons. Between 1 March 1946 and 30 June 1955 a total of \$727,707 has been written off as uncollectible due to death or subsequent financial difficulties of the borrowers. This results in a total assistance to date of \$2,048,590 on which repayment can not be expected. Table below is a modification of Table 212, FY 1954.)

ACTIVITY	FISCAL YEAR 1955	1 MARCH 1946 THROUGH 30 JUNE 1955 a/
<u>EXCESS RECEIPTS OVER DISBURSEMENTS - TOTAL</u> . . . . .	\$ <u>480,284</u>	b/ \$ <u>2,171,681</u>
Receipts (Excluding loan repayments) - Total . . . . .	<u>903,301</u>	<u>5,433,546</u>
Memberships and Donations of all kinds . . . . .	718,873	4,387,157
Fund raising activities (Carnivals, shows, dances, etc.) . . . . .	184,428	1,046,389
<u>Disbursements (Net) - Total</u> . . . . .	<u>423,017</u>	<u>3,261,865</u>
Operating expenses (Forms, Bank charges, etc) . . . . .	6,156	65,595
Grants . . . . .	247,700	1,160,116
<u>EXCESS LOANS OVER REPAYMENTS - TOTAL</u> . . . . .	<u>169,161</u>	<u>2,036,154</u>
Loans Made . . . . .	2,547,654	13,138,080
Loans Repaid . . . . .	2,378,493	11,101,926
<u>CASES ASSISTED - TOTAL</u> . . . . .	<u>30,680</u>	<u>192,518</u>
Number of Loans Made . . . . .	29,212	184,959
Number of Grants Made . . . . .	1,468	7,559

a/ Includes donations and memorials to the General Henry H. Arnold Education Fund.

b/ Of the \$2,171,681 it was necessary that as of 30 June 1955 \$811,036 be retained by the units in the field for operation.

Source: Headquarters Unit, Air Force Aid Society, Headquarters USAF

TABLE 237 - SUMMARY OF USAF CIVILIAN RETIREMENT FUND TRANSACTIONS, WORLDWIDE - AS OF 31 DEC 1954

(Civilian Retirement Fund Transactions are reported only on a Calendar Year basis.)

SUMMARY NOMENCLATURE	CALENDAR YEAR 1954
Current Year Deductions . . . . .	\$ 36,021,293.65
Year-end Total Retirement Deductions . . . . .	180,765,902.83
Year-end of Active Accounts . . . . .	141,283.00


Source: Accounts Division, Director of Accounting, DCS/Comptroller

TABLE 238 - USAF CIVILIAN EMPLOYEE TRAINING BY AREA OF TRAINING, CONTINENTAL US - FY 1955

(This table shows the training received by civilian employees of the Air Force in the Continental United States. During the period from 1 January through 30 June 1955. Man-hours of on-the-job and off-the-job training are shown for each area of training. The total course completions for civilian employees in the Continental United States are shown for the same period. A course completion refers to one course satisfactorily completed by an employee. Only those employees who satisfactorily complete the courses in which they are enrolled are included.)

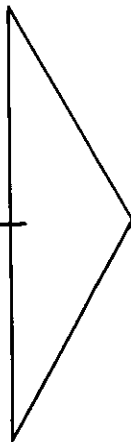
AREA OF TRAINING	NUMBER OF COURSE COMPLETIONS	PER CENT OF TOTAL COMPLETIONS	TOTAL TRAINEE HOURS	ON-THE-JOB		OFF-THE-JOB	
				Number of Trainee Hours	Per Cent of Total Trainee Hours in Areas	Number of Trainee Hours	Per Cent of Total Trainee Hours in Areas
1 JULY 1954 THROUGH 31 DECEMBER 1954							
<u>TOTAL</u> . . . . .	<u>132,127</u>	<u>100.0</u>	<u>3,494,235</u>	<u>1,666,809</u>	<u>47.7</u>	<u>1,827,426</u>	<u>52.3</u>
Apprentice. . . . .	161	0.1	332,338	125,779	37.8	206,559	62.2
Clerical. . . . .	10,438	7.9	247,885	101,532	41.0	146,353	59.0
Inspecting and Testing. . . . .	1,994	1.5	44,856	25,005	55.7	19,851	44.3
Orientation . . . . .	33,299	25.2	81,315	5,921	7.3	75,394	92.7
Protective and Personal Services. . . . .	17,022	12.9	586,794	469,626	80.0	117,168	20.0
Safety and Health . . . . .	18,483	14.0	91,457	25,510	27.9	65,947	72.1
Semi-Skilled and Unskilled. . . . .	7,186	5.4	99,377	9,919	10.0	89,458	90.0
Skilled Trades. . . . .	11,560	8.8	780,861	347,321	44.5	433,540	55.5
Supervision and Management. . . . .	16,487	12.5	338,724	19,744	5.8	318,980	94.2
Supply. . . . .	11,487	8.7	482,579	343,477	71.2	139,102	28.8
Technical, Scientific, and Professional. . . . .	4,010	3.0	408,049	192,975	47.3	215,074	52.7
1 JANUARY 1955 THROUGH 30 JUNE 1955							
<u>TOTAL</u> . . . . .	<u>156,141</u>	<u>100.0</u>	<u>3,583,411</u>	<u>1,436,457</u>	<u>40.1</u>	<u>2,146,954</u>	<u>59.9</u>
Apprentice. . . . .	68	-	325,460	136,685	42.0	188,775	58.0
Clerical. . . . .	12,783	8.2	270,549	103,624	38.3	166,925	61.7
Inspecting and Testing. . . . .	2,568	1.6	76,353	34,281	44.9	42,072	55.1
Orientation . . . . .	28,084	18.0	81,389	4,996	6.1	76,393	93.9
Protective and Personal Services. . . . .	13,800	8.8	601,000	400,192	66.6	200,808	33.4
Safety and Health . . . . .	30,471	19.6	81,241	3,428	4.2	77,813	95.8
Semi-Skilled and Unskilled. . . . .	7,853	5.0	134,626	16,005	11.8	118,621	88.2
Skilled Trades. . . . .	10,914	7.0	846,020	359,833	42.5	486,187	57.5
Supervision and Management. . . . .	36,799	23.6	417,249	31,676	7.6	385,573	92.4
Supply. . . . .	6,738	4.3	322,654	124,789	38.7	197,865	61.3
Technical, Scientific, and Professional. . . . .	6,063	3.9	426,870	220,948	51.8	205,922	48.2

Source: Career Development Division, Office, Directorate of Civilian Personnel, DCS/P



Medical Activities  
Casualties and  
Patient Transport

MEDICAL ACTIVITIES, CASUALTIES  
AND PATIENT TRANSPORT



***PART***

**XIV**



## MEDICAL ACTIVITY, CASUALTIES, AND PATIENT TRANSPORT

### DEFINITIONS

#### ACTIVE DUTY MILITARY PERSONNEL

Consists of all military personnel who are on extended active duty. Excluded are military personnel who are on short tours of duty.

#### ADMISSION FROM DUTY

The enrollment in a patient status of a military person whose treatment requires that he be excused from duty beyond midnight of the day on which he reported for treatment, whether treated in a hospital, an infirmary or quarters. A patient is considered as admitted from duty only once during a continuous period of treatment; if he is transferred from one medical facility to another, the transfer is not an admission from duty. The term includes patients admitted to non-military medical facilities when the reporting facility has assumed responsibility for the records of the patient. Admissions from AWOL, except those AWOL from a patient status, are counted as admissions from duty. The term excludes persons treated on an outpatient status, and cases carded for record only.

#### ADMISSIONS RATE

A measure which indicates the frequency of patients being relieved from duty because of medical reasons. Hence, the admission rate is based on admissions from duty. The conversion of number of admissions to show the number of admissions that would occur during a year if admissions occurred throughout an entire year at the same frequency as in the period of observation, per thousand average strength is termed the annual admission rate and is computed as follows:

$$\frac{\text{Number of admissions during X number of such periods in a year X 1000.}}{\text{Average daily strength during the period}}$$

#### ADMISSIONS TO HOSPITALS AND INFIRMARIES

Include all patients admitted to the wards of an Air Force hospital or infirmary whether from duty or by transfer from another medical facility. Excluded are cases treated in quarters, or in a duty status, or in a nonmilitary medical facility.

#### AVERAGE OCCUPIED BEDS

The average daily number of patients occupying beds in hospitals and infirmaries as of midnight of a given day.

#### AVERAGE STRENGTH SERVED

Includes not only those U. S. active duty military personnel for whom a base holds sick call, but also those U. S. active duty military personnel reporting elsewhere (Dispensaries) for sick call but attached to the base for in-patient care.

#### CASUALTY

Any person who is dead (from any cause) or whose services are lost to his unit for 24 hours or more because of involuntary absence (missing), capture, internment, or wounds, or injuries requiring admission to a medical treatment facility. Any person undergoing treatment for wounds or injuries as of 2400 local time, is considered as having been lost to his unit for 24 hours or longer. Mental disorders, psychoneurotic cases, colds and other diseases (not causing death) are not included as casualties. Casualties are divided into "battle" and "nonbattle" categories.

#### CAUSATIVE AGENT

That instrumentality, factor, or occurrence resulting in death, wound, injury, or missing status.

#### COMPLETE PHYSICAL EXAMINATIONS

Include only routine physical examinations performed in accordance with USAF directives and recorded on the report of medical examinations (Standard Form 88); physical inspections of food handlers or barbers are not included nor are examinations for personnel reporting sick.

#### DEATHS

Includes those persons killed outright (or dying before reaching a medical treatment facility); those wounded or injured persons who subsequently died of their wounds or injuries (after being admitted to a medical treatment facility); those persons reported as missing who were either subsequently conclusively determined to have been

**MEDICAL ACTIVITY, CASUALTIES, AND PATIENT TRANSPORT (CONTINUED)**

killed, or who, having been in a missing status for a year or more, were presumed to be no longer living; whether or not these incidents occurred "in action" or under "battle" or "nonbattle" conditions.

**FULL TIME EQUIVALENT PERSONNEL**

Are total assigned and attached personnel converted into actual full-time strength; for example, 10 individuals employed on a full-time basis and 4 individuals employed on a half-time basis, are considered to be 12 full-time equivalents.

**HOSPITALIZATION RATIO**

The proportion of strength occupying hospital and infirmary beds on an average day (of the period for which it is computed). It differs from the noneffective ratio in that quarters or dispensary patients are excluded. The ratio is computed per 100 strength as follows:

$$\frac{\text{Number of sick days in hospital and infirmary in the period} \times 100}{\text{Average daily strength} \times \text{number of days in the period}}$$

or:

$$\frac{\text{Daily average number of patients occupying hospital and infirmary beds}}{\text{Average daily strength for the period}}$$

**INCIDENCE**

A count of diagnostic entities reported, as distinguished from number of patients admitted.

**MISSING**

Any person is missing who is involuntarily absent or who fails to return from a scheduled flight or mission, who is not known to be dead, AWOL, in a hospital, in confinement, on leave, or in any other absent category.

**NONBATTLE CASUALTY**

Any dead (including those as a result of disease), or wounded, injured or missing person, not classed as "Battle" casualty are defined herein. All self-inflicted wounds or injuries and injuries due to elements such as frostbite and trenchfoot are considered to be "nonbattle". If there is any doubt as to whether a casualty, occurring under combat mission conditions, was due to "nonbattle" factors, the casualty is classed as "battle" and not as "nonbattle."

**NONEFFECTIVENESS**

The temporary loss of manpower from duty, in this context for medical reasons.

**NONEFFECTIVE RATIO**

The proportion of strength not available for duty on an average day (of the period for which it is computed) because of medical reasons whether under treatment in hospital, infirmary, dispensary, or quarters. The ratio is computed per 100 strength as follows:

$$\frac{\text{Number of sick days in period} \times 100}{\text{Average daily strength} \times \text{number of days in period}}$$

or:

$$\frac{\text{Average daily number of "patients remaining"} \times 100}{\text{Average daily strength}}$$

**OPERATING BEDS**

Those medical treatment facility beds which are currently set up and in all respects ready for the care of patients, and which the facility is staffed and equipped to operate. Bassinets and dispensary beds are not included.

**OUTPATIENT TREATMENTS**

An outpatient who presents himself for medical advice or treatment at a medical facility, is counted as one outpatient treatment each time he reports at any one of the clinic or departments; consequently, more than one treatment may be reported for each visit.

**OUTPATIENT VISITS**

A visit is counted for each patient (not excused from duty) who on a given day presents himself for either medical advice or treatment. On any given day, only one visit is counted regardless of the number of times the patient is seen; when the patient is seen on multiple days, one visit is counted for each day. Patients reporting for pre-

**MEDICAL ACTIVITY, CASUALTIES, AND PATIENT TRANSPORT (CONTINUED)**

scribed examinations and immunizations are not counted as a visit.

**PRINCIPAL DIAGNOSES**

A term used to indicate the sum of sole and primary diagnoses.

**SPECIFIED PERIODIC EXAMINATIONS OR TESTS**

Are those examinations or tests administered to personnel, military or civilian, exposed to industrial-type hazards.

**RETURNS TO MILITARY CONTROL**

Persons, previously reported as missing, who have returned to military control from a missing status.

TABLE 239 - ADMISSION RATES OF USAF PERSONNEL, WORLDWIDE - FY 1951 THROUGH FY 1955

(Data represents admissions from duty, treated at any medical facility, computed monthly as admissions-per-year per 1,000 average strength.)

DIAGNOSTIC CATEGORY BY FISCAL YEAR	FISCAL YEAR	JUL	AUG	SEP	OCT	NOV	DEC	JAN	FEB	MAR	APR	MAY	JUN
<b>ALL CAUSES</b> a/													
1951 . . . . .	408	313	348	322	316	330	339	503	661	539	443	372	346
1952 . . . . .	341	335	334	330	326	317	296	379	405	402	343	318	297
1953 . . . . .	320	283	293	280	287	288	290	546	370	340	323	293	283
1954 . . . . .	284	277	280	267	283	279	248	314	311	314	306	293	253
1955 . . . . .	276	256	263	256	273	280	247	325	334	302	279	270	243
<b>Disease</b>													
1951 . . . . .	360	262	291	270	266	278	294	453	617	494	397	324	298
1952 . . . . .	300	288	290	287	283	276	257	340	368	364	304	275	255
1953 . . . . .	282	243	253	242	246	250	255	509	333	304	286	254	242
1954 . . . . .	246	235	240	229	243	241	214	279	274	278	269	255	215
1955 . . . . .	241	218	227	221	238	246	216	290	298	269	244	231	206
<b>Non-Battle Injury</b>													
1951 . . . . .	48	49	57	52	50	52	45	50	44	45	46	49	48
1952 . . . . .	41	47	44	43	43	41	39	39	37	38	39	43	42
1953 . . . . .	38	40	40	38	41	38	35	37	37	36	37	39	41
1954 . . . . .	38	42	40	38	40	38	34	35	37	36	37	38	38
1955 . . . . .	35	38	36	35	35	34	31	35	36	33	35	39	37

a/ Includes battle casualty admissions from July 1950 through July 1953 not separately shown below.

Source: Biometrics Division, Office of the Surgeon General, Hq USAF.

TABLE 240 - NONEFFECTIVE RATIOS OF USAF PERSONNEL, WORLDWIDE - FY 1951 THROUGH FY 1955

(Data represents percent of strength not available for duty due to medical reasons, on an average day.)

FISCAL YEAR	FISCAL YEAR	JUL	AUG	SEP	OCT	NOV	DEC	JAN	FEB	MAR	APR	MAY	JUN
1951 . . . . .	1.57	1.67	1.69	1.57	1.51	1.50	1.44	1.83	1.90	1.60	1.53	1.45	1.38
1952 . . . . .	1.46	1.45	1.46	1.52	1.49	1.49	1.25	1.59	1.58	1.53	1.43	1.39	1.36
1953 . . . . .	1.28	1.35	1.32	1.30	1.28	1.23	1.12	1.54	1.34	1.28	1.26	1.19	1.17
1954 . . . . .	1.15	1.19	1.18	1.15	1.22	1.15	.98	1.27	1.23	1.18	1.19	1.14	1.02
1955 . . . . .	1.10	1.06	1.09	1.09	1.08	1.03	.92	1.30	1.22	1.17	1.12	1.12	1.04

Source: Biometrics Division, Office of the Surgeon General, Hq USAF.

TABLE 241 - HOSPITALIZATION RATIOS OF USAF PERSONNEL, WORLDWIDE - FY 1951 THROUGH FY 1955

(Data represents percent of strength occupying hospital beds, at any medical facility, on an average day.)

FISCAL YEAR	FISCAL YEAR	JUL	AUG	SEP	OCT	NOV	DEC	JAN	FEB	MAR	APR	MAY	JUN
1951 . . . . .	1.36	1.38	1.42	1.32	1.30	1.26	1.14	1.64	1.71	1.40	1.36	1.30	1.25
1952 . . . . .	1.24	1.20	1.25	1.25	1.27	1.27	1.17	1.21	1.34	1.31	1.24	1.22	1.15
1953 . . . . .	1.09	1.12	1.12	1.10	1.09	1.09	.96	1.24	1.17	1.13	1.10	1.05	1.00
1954 . . . . .	.95	1.00	.98	.99	1.00	a/ .95	a/ .81	a/ .93	a/ 1.02	a/ 1.00	a/ .95	a/ .92	a/ .85
1955 a/ . . . . .	.87	.82	.84	.85	.87	.87	.78	.86	1.01	.93	.90	.88	.84

a/ Data from July 1950 - October 1953 based on total Air Force strength served for sick call (Source: WD AGO Form 8-122 and DD Form 442); data from November 1953 - June 1955 based on total Air Force strength (Source: SS-PS-1). The strength served for sick call is approximately five percent lower than the total Air Force strength.

Source: Biometrics Division, Office of the Surgeon General, Hq USAF.



TABLE 242 - ADMISSIONS AND NUMBER OF PATIENTS OCCUPYING BEDS IN USAF HOSPITALS AND INFIRMARIES,  
BY TYPE OF BENEFICIARY, BY COMMAND - FY 1955

Command	NUMBER OF ADMISSIONS				NUMBER OF PATIENTS OCCUPYING BEDS ON AN AVERAGE DAY							
	Total	Active Duty Military		Other a/	Total	Active Duty Military			Dependents		VA Benef	Other b/
		Air Force	Other			Air Force	Army	Navy- Marine	Air Force	Other		
<u>WORLDWIDE - TOTAL</u> . . . . .	<u>423,181</u>	<u>221,579</u>	<u>35,731</u>	<u>165,871</u>	<u>10,209</u>	<u>6,894</u>	<u>496</u>	<u>142</u>	<u>2,098</u>	<u>351</u>	<u>23</u>	<u>205</u>
<u>CONTINENTAL U. S. - TOTAL</u> . . . . .	<u>322,324</u>	<u>166,070</u>	<u>24,612</u>	<u>131,642</u>	<u>7,736</u>	<u>5,363</u>	<u>234</u>	<u>65</u>	<u>1,691</u>	<u>260</u>	<u>1</u>	<u>122</u>
Strategic Air Command . . . . .	81,454	32,685	8,238	40,531	1,453	779	63	21	487	81	-	22
Continental Air Command . . . . .	6,432	3,690	213	2,529	141	96	3	1	32	6	-	3
Tactical Air Command . . . . .	15,187	7,030	241	7,916	245	135	1	1	101	5	-	2
Air Defense Command . . . . .	19,868	12,886	1,158	5,824	321	219	23	2	60	13	-	4
Military Air Transport Service . . .	18,556	7,728	5,065	5,763	272	164	24	10	51	13	-	10
Air Materiel Command . . . . .	21,529	7,383	2,460	11,686	431	205	26	9	137	37	-	17
Air Research and Development Command	6,563	3,347	352	2,864	109	61	6	3	35	4	-	-
Air Training Command . . . . .	137,233	84,519	6,691	46,023	4,190	3,286	82	17	670	85	1	49
Headquarters Command, USAF . . . . .	4,021	1,345	63	2,613	98	61	2	-	29	5	-	1
Air Proving Ground Command . . . . .	5,061	2,378	64	2,619	185	143	1	-	37	2	-	2
Air University . . . . .	6,420	3,079	67	3,274	291	214	3	1	52	9	-	12
<u>OVERSEAS - TOTAL</u> . . . . .	<u>100,857</u>	<u>55,509</u>	<u>11,119</u>	<u>34,229</u>	<u>2,473</u>	<u>1,531</u>	<u>262</u>	<u>77</u>	<u>407</u>	<u>91</u>	<u>22</u>	<u>83</u>
Far East Air Forces . . . . .	24,802	15,461	3,135	6,206	714	477	55	62	68	24	-	28
U S Air Forces, Europe . . . . .	45,153	26,172	2,254	16,727	1,105	733	67	10	237	26	-	32
Military Air Transport Service . . .	5,526	2,466	1,612	1,448	66	34	10	4	10	3	-	5
Northeast Air Command . . . . .	5,500	3,137	689	1,674	135	88	17	-	20	1	-	9
Alaskan Air Command . . . . .	12,174	3,006	2,819	6,349	312	96	103	-	50	34	22	7
Strategic Air Command . . . . .	7,460	5,213	596	1,651	137	102	10	1	20	3	-	1
Joint U S Military Group . . . . .	242	54	14	174	4	1	-	-	2	-	-	1

a/ Includes Dependents, Retired, Employees, Allied Military Personnel, VA Beneficiaries, etc.  
b/ Includes Allied Military Personnel, Bureau of Employee Compensation beneficiaries, employees, etc.

Source: Personnel Statistics Division, DCS/Comptroller, Hq USAF.

TABLE 243 - VOLUME OF SELECTED OUTPATIENT ACTIVITIES BY TYPE OF BENEFICIARY, BY COMMAND - FY 1955

COMMAND	TOTAL	TYPE OF BENEFICIARY							Other a/
		Active Duty Military			Dependents		Retired	Vets Adm Benef- iciary	
		Air Force	Army	Navy- Marine	Air Force	Other			
<b>SUMMARY</b>									
<u>WORLDWIDE</u>									
TREATMENTS . . . . .	15,021,258	7,864,118	335,143	56,383	5,304,365	378,587	30,338	68	1,052,256
FLIGHT PHYSICAL EXAMS . . . . .	218,892	183,738	3,712	746	-	-	-	-	30,696
OTHER COMPLETE PHYSICAL EXAMS	712,452	555,091	10,930	1,222	12,071	1,118	365	17	131,638
SPEC PERIODIC EXAMS OR TESTS	275,650	128,999	3,323	379	23,306	656	39	-	118,948
IMMUNIZATIONS . . . . .	5,301,815	3,988,962	99,592	19,801	874,198	87,369	1,119	15	230,759
<u>CONTINENTAL U S</u>									
TREATMENTS . . . . .	10,816,002	5,390,580	95,950	24,587	4,243,799	253,065	29,674	63	778,284
FLIGHT PHYSICAL EXAMS . . . . .	189,499	155,979	3,052	279	-	-	-	-	30,189
OTHER COMPLETE PHYSICAL EXAMS	605,205	511,877	8,279	790	4,778	123	343	7	79,008
SPEC PERIODIC EXAMS OR TESTS	180,936	87,566	419	68	7,225	42	38	-	85,578
IMMUNIZATIONS . . . . .	4,144,502	3,309,642	43,315	9,952	622,094	63,123	634	15	99,727
<u>OVERSEAS</u>									
TREATMENTS . . . . .	4,205,256	2,473,538	239,193	31,796	1,060,566	125,522	664	5	273,972
FLIGHT PHYSICAL EXAMS . . . . .	29,393	27,759	660	467	-	-	-	-	507
OTHER COMPLETE PHYSICAL EXAMS	107,247	43,214	2,651	432	7,293	995	22	10	52,630
SPEC PERIODIC EXAMS OR TESTS	94,714	41,433	2,904	311	16,081	614	1	-	33,370
IMMUNIZATIONS . . . . .	1,157,313	679,320	56,277	9,849	252,104	24,246	485	-	135,032
<b>CONTINENTAL U S</b>									
<u>Strategic Air Command</u>									
Treatments . . . . .	2,858,791	1,346,469	26,282	6,304	1,390,589	66,995	9,641	19	12,492
Flight Physical Exams . . . . .	45,842	39,233	468	29	-	-	-	-	6,112
Other Complete Physical Exams	88,521	79,109	2,616	107	691	32	96	2	5,868
Spec Periodic Exams or Tests	20,598	18,609	174	11	246	25	1	-	1,532
Immunizations . . . . .	1,096,486	901,596	14,246	2,841	160,965	11,680	104	-	5,054
<u>Continental Air Command</u>									
Treatments . . . . .	291,693	150,255	3,251	736	118,767	7,519	1,229	2	9,934
Flight Physical Exams . . . . .	10,813	6,584	277	-	-	-	-	-	3,952
Other Complete Physical Exams	43,633	33,941	433	5	95	-	23	-	9,136
Spec Periodic Exams or Tests	4,614	3,911	-	7	-	-	-	-	696
Immunizations . . . . .	151,724	91,918	3,880	325	25,985	4,539	39	-	25,038
<u>Tactical Air Command</u>									
Treatments . . . . .	547,559	300,762	1,110	458	235,402	4,100	540	-	5,187
Flight Physical Exams . . . . .	11,757	11,308	28	8	-	-	-	-	413
Other Complete Physical Exams	26,109	24,710	288	5	21	-	18	-	1,067
Spec Periodic Exams or Tests	6,509	5,786	33	2	18	-	-	-	670
Immunizations . . . . .	277,711	227,227	444	59	48,024	948	7	-	1,002
<u>Military Air Trans Svc</u>									
Treatments . . . . .	423,647	183,224	5,653	5,525	182,683	20,466	3,997	3	22,096
Flight Physical Exams . . . . .	7,698	7,151	202	104	-	-	-	-	241
Other Complete Physical Exams	18,650	15,912	688	164	73	3	16	-	1,794
Spec Periodic Exams or Tests	2,598	2,104	-	2	7	-	9	-	476
Immunizations . . . . .	116,802	62,911	6,236	4,498	28,485	8,879	28	15	5,750
<u>Air Defense Command</u>									
Treatments . . . . .	865,722	537,667	16,695	1,443	278,825	21,464	882	9	8,737
Flight Physical Exams . . . . .	14,931	10,487	337	2	-	-	-	-	4,105
Other Complete Physical Exams	39,801	33,768	747	23	335	18	5	-	4,905
Spec Periodic Exams or Tests	3,553	3,250	19	-	62	-	2	-	220
Immunizations . . . . .	205,701	130,700	2,897	347	60,847	5,175	7	-	5,728

TABLE 243 - VOLUME OF SELECTED OUTPATIENT ACTIVITIES BY TYPE OF BENEFICIARY,  
BY COMMAND - FY 1955 (CONTINUED)

COMMAND	TOTAL	TYPE OF BENEFICIARY							
		Active Duty Military			Dependents		Retired	Vets Adm Benef- iciary	Other a/
		Air Force	Army	Navy- Marine	Air Force	Other			
CONTINENTAL U S (CONTINUED)									
<u>Air Materiel Command</u>									
Treatments . . . . .	1,172,176	228,117	4,198	2,302	271,442	29,578	3,858	10	632,671
Flight Physical Exams . . . . .	17,356	12,394	66	12	-	-	-	-	4,884
Other Complete Physical Exams . . . . .	63,892	24,460	1,658	67	752	22	2	-	36,931
Spec Periodic Exams or Tests . . . . .	115,325	31,746	69	7	6,036	-	6	-	77,461
Immunizations . . . . .	232,132	124,850	1,974	778	59,293	8,458	399	-	36,380
<u>Air Training Command</u>									
Treatments . . . . .	3,914,707	2,318,655	24,898	4,653	1,442,933	76,418	6,756	16	40,378
Flight Physical Exams . . . . .	72,843	61,476	1,571	119	-	-	-	-	9,677
Other Complete Physical Exams . . . . .	287,363	272,275	1,409	260	1,639	32	153	4	11,591
Spec Periodic Exams or Tests . . . . .	20,633	18,300	49	33	399	1	-	-	1,851
Immunizations . . . . .	1,873,239	1,648,896	9,186	490	188,129	16,976	39	-	9,523
<u>Air Research and Development Command</u>									
Treatments . . . . .	316,838	146,053	11,655	2,070	122,852	12,236	334	3	21,635
Flight Physical Exams . . . . .	3,239	2,763	78	2	-	-	-	-	396
Other Complete Physical Exams . . . . .	14,454	10,973	413	147	338	-	2	1	2,580
Spec Periodic Exams or Tests . . . . .	2,470	1,107	42	-	80	-	-	-	1,241
Immunizations . . . . .	72,615	41,524	4,182	448	17,824	3,605	4	-	5,028
<u>Air University</u>									
Treatments . . . . .	143,768	68,012	720	305	68,276	3,017	1,393	1	2,044
Flight Physical Exams . . . . .	864	831	6	2	-	-	-	-	25
Other Complete Physical Exams . . . . .	6,891	5,777	9	10	832	-	-	-	263
Spec Periodic Exams or Tests . . . . .	1,856	1,799	30	6	-	16	-	-	5
Immunizations . . . . .	44,267	29,414	134	31	14,013	643	-	-	32
<u>Air Proving Ground</u>									
Treatments . . . . .	110,025	45,260	219	30	63,613	39	148	-	716
Flight Physical Exams . . . . .	880	787	-	1	-	-	-	-	92
Other Complete Physical Exams . . . . .	6,741	5,877	14	2	2	-	16	-	830
Spec Periodic Exams or Tests . . . . .	1,488	954	3	-	377	-	20	-	134
Immunizations . . . . .	39,173	32,805	5	-	6,281	17	-	-	65
<u>Air Force Finance Division</u>									
Treatments . . . . .	19,908	866	-	-	-	-	-	-	19,042
Flight Physical Exams . . . . .	-	-	-	-	-	-	-	-	-
Other Complete Physical Exams . . . . .	1,697	-	-	-	-	-	-	-	1,697
Spec Periodic Exams or Tests . . . . .	1,291	-	-	-	-	-	-	-	1,291
Immunizations . . . . .	479	336	-	-	-	-	-	-	143
<u>Headquarters Command,USAF</u>									
Treatments . . . . .	151,168	65,240	1,269	761	68,417	11,233	896	-	3,352
Flight Physical Exams . . . . .	3,276	2,965	19	-	-	-	-	-	292
Other Complete Physical Exams . . . . .	7,453	5,075	4	-	-	16	12	-	2,346
Spec Periodic Exams or Tests . . . . .	1	-	-	-	-	-	-	-	1
Immunizations . . . . .	34,173	17,465	131	135	12,248	2,203	7	-	1,984

TABLE 243 - VOLUME OF SELECTED OUTPATIENT ACTIVITIES BY TYPE OF BENEFICIARY,  
BY COMMAND - FY 1955 (CONTINUED)

COMMAND	TOTAL	TYPE OF BENEFICIARY							
		Active Duty Military			Dependents		Retired	Vets Adm Benefi- ciary	Other a/
		Air Force	Army	Navy- Marine	Air Force	Other			
OVERSEAS									
<u>Far East Air Forces</u>									
Treatments . . . . .	1,614,043	1,120,304	124,624	13,625	225,172	31,244	457	-	98,617
Flight Physical Exams. . . . .	10,455	10,042	185	90	-	-	-	-	138
Other Complete Physical Exams	29,035	12,482	951	49	683	268	18	-	14,584
Spec Periodic Exams or Tests	1,382	934	33	50	30	9	-	-	326
Immunizations. . . . .	407,507	252,274	37,435	1,371	45,698	9,398	480	-	60,851
<u>U S Air Forces, Europe</u>									
Treatments . . . . .	1,452,047	757,370	25,463	4,178	501,253	29,987	109	2	133,685
Flight Physical Exams. . . . .	9,166	8,587	327	10	-	-	-	-	242
Other Complete Physical Exams	43,406	13,053	575	208	3,347	77	3	7	26,136
Spec Periodic Exams or Tests	66,744	30,986	1,385	-	7,170	433	-	-	26,770
Immunizations. . . . .	455,765	250,028	3,520	838	137,137	7,394	5	-	56,843
<u>Military Air Transport Service</u>									
Treatments . . . . .	209,717	116,444	7,939	12,484	51,505	7,772	43	-	13,530
Flight Physical Exams. . . . .	2,851	2,388	5	362	-	-	-	-	96
Other Complete Physical Exams	5,029	2,937	46	140	152	9	-	3	1,742
Spec Periodic Exams or Tests	6,209	2,756	174	261	269	35	-	-	2,714
Immunizations. . . . .	76,454	42,112	621	5,911	18,546	2,429	-	-	6,835
<u>Northeast Air Command</u>									
Treatments . . . . .	162,730	86,850	17,939	145	44,035	3,048	-	-	10,713
Flight Physical Exams. . . . .	1,566	1,546	19	1	-	-	-	-	-
Other Complete Physical Exams	6,576	2,583	268	9	240	18	-	-	3,458
Spec Periodic Exams or Tests	2,736	1,779	94	-	-	-	-	-	863
Immunizations. . . . .	25,595	16,566	2,983	-	4,593	560	-	-	893
<u>Alaskan Air Command</u>									
Treatments . . . . .	323,303	118,546	37,934	239	120,194	42,123	37	3	4,227
Flight Physical Exams. . . . .	2,670	2,592	45	3	-	-	-	-	30
Other Complete Physical Exams	12,530	5,763	590	6	2,423	551	1	-	3,196
Spec Periodic Exams or Tests	9,734	398	760	-	8,213	29	-	-	334
Immunizations. . . . .	56,188	24,287	3,995	1,467	18,036	1,619	-	-	6,784
<u>Caribbean Air Command</u>									
Treatments . . . . .	23,221	9,364	59	2	11,439	5	11	-	2,341
Flight Physical Exams. . . . .	436	362	74	-	-	-	-	-	-
Other Complete Physical Exams	389	356	1	2	4	-	-	-	26
Spec Periodic Exams or Tests	-	-	-	-	-	-	-	-	-
Immunizations. . . . .	6,245	2,760	-	-	2,967	-	-	-	518
<u>Strategic Air Command</u>									
Treatments . . . . .	407,932	262,702	24,871	705	101,065	9,287	6	-	9,296
Flight Physical Exams. . . . .	2,180	2,174	5	1	-	-	-	-	-
Other Complete Physical Exams	9,342	5,948	201	-	260	7	-	-	2,926
Spec Periodic Exams or Tests	7,904	4,575	458	-	399	108	1	-	2,363
Immunizations. . . . .	126,182	90,732	7,600	86	23,932	2,293	-	-	1,539
<u>Joint U S Military Group</u>									
Treatments . . . . .	12,263	1,958	364	418	5,903	2,056	1	-	1,563
Flight Physical Exams. . . . .	69	68	-	-	-	-	-	-	1
Other Complete Physical Exams	940	92	19	18	184	65	-	-	562
Spec Periodic Exams or Tests	5	5	-	-	-	-	-	-	-
Immunizations. . . . .	3,377	561	123	176	1,195	553	-	-	769

a/ Includes short tour active duty military, Allied military personnel, Coast Guard, USPHS, other U S employees, etc.

Source: Personnel Statistics Division, Directorate of Statistical Services, DCS/Comptroller.

TABLE 244 - STAFFING RATIOS OF USAF HOSPITALS AND INFIRMARIES, CONTINENTAL US - FY 1955

TYPE OF FACILITY BY MONTH	WORK UNITS				PERSONNEL <sup>a/</sup>											
					Currently Authorized		Total			Full Time Equivalents Assigned To						
	Inpatient Service			Dispensary and Clinic (Outpatient) Services						Other Services						
	Average Strength Served	Operating Beds	Average Beds Occupied	Daily Work Load <sup>b/</sup>	Number	Per 1,000 Strength Served	Number	Per 1,000 Strength Served	Percent of Authorization	Number	Per 100 Operating Beds	Per 100 Occupied Beds	Number	Daily Work Load Per Full Time Equivalents	Number	Per Cent of Total Full Time Equivalents
HOSPITALS																
<u>FY AVERAGE</u> . . . . .	<u>540,132</u>	<u>10,468</u>	<u>7,406</u>	<u>25,432</u>	<u>23,155</u>	<u>43</u>	<u>22,763.2</u>	<u>42</u>	<u>98</u>	<u>11,802.3</u>	<u>113</u>	<u>159</u>	<u>6,675.9</u>	<u>4.0</u>	<u>4,285.0</u>	<u>19</u>
July (1954) . . . . .	519,181	10,480	6,906	26,715	23,326	45	21,989.6	42	94	11,820.7	113	171	6,750.8	4.0	3,418.1	16
August . . . . .	525,430	10,480	6,990	25,795	23,391	45	22,050.6	42	94	11,769.3	112	168	6,753.6	4.0	3,527.7	16
September . . . . .	542,295	10,630	7,075	24,641	23,332	43	21,825.9	40	94	11,694.2	110	165	6,621.4	3.7	3,510.3	16
October . . . . .	540,327	10,605	7,286	27,202	23,200	43	22,305.8	41	96	11,999.3	113	165	6,723.9	4.0	3,580.6	16
November . . . . .	550,373	10,645	7,415	26,326	23,122	42	22,727.3	41	98	11,893.1	112	160	6,796.4	3.9	4,037.8	18
December . . . . .	527,948	10,520	6,625	22,325	22,956	43	23,025.3	44	100	11,826.6	112	179	6,694.0	3.3	4,504.7	20
January (1955) . . . . .	535,948	10,565	7,199	26,711	23,106	43	23,311.3	43	101	11,934.6	113	166	6,564.2	4.1	4,812.5	21
February . . . . .	565,841	10,535	8,550	28,189	23,279	41	23,340.4	41	100	11,889.0	113	139	6,528.0	4.3	4,923.4	21
March . . . . .	556,245	10,229	8,021	27,100	23,081	41	23,483.8	42	102	11,930.2	117	149	6,648.0	4.1	4,905.6	21
April . . . . .	544,666	10,259	7,760	27,583	23,170	43	23,286.7	43	101	11,791.7	115	152	6,716.4	4.1	4,778.6	21
May . . . . .	544,331	10,234	7,710	27,940	23,247	43	22,971.4	42	99	11,633.4	114	151	6,710.1	4.2	4,627.9	20
June . . . . .	529,001	10,439	7,332	25,661	22,647	43	22,842.7	43	101	11,445.6	110	156	6,604.4	3.9	4,792.7	21
INFIRMARIES																
<u>FY AVERAGE</u> . . . . .	<u>90,614</u>	<u>620</u>	<u>364</u>	<u>3,181</u>	<u>2,838</u>	<u>31</u>	<u>2,692.5</u>	<u>30</u>	<u>95</u>	<u>780.0</u>	<u>126</u>	<u>214</u>	<u>1,181.6</u>	<u>2.7</u>	<u>730.9</u>	<u>27</u>
July (1954) . . . . .	90,374	627	348	2,732	2,720	30	2,473.4	27	91	777.6	124	223	1,178.9	2.3	516.9	21
August . . . . .	91,137	637	361	2,801	2,892	32	2,568.8	28	89	816.7	128	226	1,206.2	2.3	545.9	21
September . . . . .	91,528	639	351	2,811	2,832	31	2,556.3	28	90	799.8	125	228	1,204.1	2.3	552.4	22
October . . . . .	93,636	639	367	3,066	2,847	30	2,661.8	28	93	839.6	131	229	1,230.9	2.5	591.3	22
November . . . . .	94,212	608	366	3,132	2,943	31	2,840.1	30	97	862.9	142	236	1,291.9	2.4	685.3	24
December . . . . .	86,567	618	327	2,859	2,784	32	2,749.5	32	99	805.9	130	246	1,243.3	2.3	700.3	25
January (1955) . . . . .	85,912	618	397	3,446	2,776	32	2,795.6	33	101	798.2	129	201	1,240.5	2.8	756.9	27
February . . . . .	88,651	608	399	3,435	2,903	33	2,782.7	31	96	759.8	125	190	1,165.6	2.9	857.3	31
March . . . . .	92,531	608	382	3,416	2,921	32	2,814.9	30	96	754.2	124	197	1,153.5	3.0	907.2	32
April . . . . .	91,565	612	363	3,638	2,884	31	2,824.1	31	98	776.4	127	214	1,125.6	3.2	922.1	33
May . . . . .	90,513	612	363	3,530	2,772	31	2,622.2	29	95	686.9	112	189	1,090.9	3.2	844.4	32
June . . . . .	90,746	612	343	3,308	2,780	31	2,620.8	29	94	682.1	111	199	1,047.9	3.2	890.8	34

a/ Excludes Dental Personnel.  
b/ Includes Outpatient Treatments and Complete Physical Examinations

Source: Personnel Statistics Division, Directorate of Statistical Services, DCS/Comptroller

TABLE 245 - NON-BATTLE DEATHS OF USAF OFFICERS BY AERONAUTICAL RATING,  
BY GRADE IN WHICH SERVING AT TIME OF DEATH - FY 1955  
(Table below excludes SCARWAF)

DATE	TOTAL	PILOT							TOTAL	OBSERVER								
		General	Colonel	Lieutenant Colonel	Major	Captain	First Lieutenant	Second Lieutenant		Warrant Officer	General	Colonel	Lieutenant Colonel	Major	Captain	First Lieutenant	Second Lieutenant	Warrant Officer
<u>FY 1955 - TOTAL</u> . . .	<u>430</u>	-	<u>10</u>	<u>17</u>	<u>40</u>	<u>109</u>	<u>150</u>	<u>104</u>	-	<u>94</u>	<u>1</u>	-	<u>3</u>	<u>18</u>	<u>27</u>	<u>36</u>	<u>20</u>	-
July (1954) . . . . .	35	-	-	2	-	7	13	13	-	7	-	-	-	-	3	2	2	-
August . . . . .	33	-	2	1	3	5	9	13	-	13	-	-	-	2	2	6	3	-
September . . . . .	32	-	-	1	3	7	11	10	-	7	-	-	-	2	4	2	2	-
October . . . . .	55	-	2	1	7	14	15	16	-	13	-	1	2	4	3	3	3	-
November . . . . .	23	-	-	2	4	9	4	4	-	4	-	-	-	1	1	2	2	-
December . . . . .	37	-	1	-	5	9	17	5	-	3	-	-	1	-	1	1	1	-
January (1955) . . . . .	40	-	1	2	5	14	10	8	-	7	-	1	-	2	4	-	-	-
February . . . . .	32	-	-	1	1	11	13	6	-	8	-	-	1	2	4	4	1	-
March . . . . .	51	-	3	1	7	14	18	8	-	9	-	-	-	4	4	4	1	-
April . . . . .	20	-	-	-	1	3	11	5	-	6	-	-	1	1	4	1	1	-
May . . . . .	31	-	-	4	3	7	13	4	-	12	-	1	1	5	3	3	3	-
June . . . . .	41	-	1	-	1	9	16	12	-	5	1	-	-	-	2	3	1	-

Source: Personnel Statistics Division, Directorate of Statistical Services, DCS/Comptroller.

TABLE 246 - NON-BATTLE AIRCRAFT DEATHS OF USAF AIRMEN, AIRCREW AND NON-AIRCREW -  
FY 1955  
(Table below excludes SCARWAF)

PERIOD	TOTAL	CREW POSITION							NON-AIRCREW	
		Photo-grapher	Radar Operator	Radio Operator	Gunner	Engineer	Steward	Medical Specialist	Passenger	Student
<u>FY 1955 - TOTAL</u>	<u>169</u>	<u>4</u>	<u>8</u>	<u>14</u>	<u>25</u>	<u>34</u>	-	<u>2</u>	<u>60</u>	<u>22</u>
July (1954) . . . . .	7	-	-	-	-	-	-	1	2	4
August . . . . .	22	4	4	-	7	2	-	-	1	4
September . . . . .	9	-	-	1	2	4	-	-	1	1
October . . . . .	28	-	1	2	4	5	-	-	13	3
November . . . . .	3	-	-	1	-	1	-	-	-	1
December . . . . .	8	-	-	-	-	3	-	-	5	-
January (1955) . . . . .	10	-	-	1	1	1	-	-	6	1
February . . . . .	12	-	-	1	1	6	-	-	2	2
March . . . . .	32	-	-	2	-	6	-	1	23	-
April . . . . .	7	-	-	2	3	1	-	-	-	1
May . . . . .	19	-	2	1	5	2	-	-	5	4
June . . . . .	11	-	1	3	2	3	-	-	1	1

Source: Personnel Statistics Division, Directorate of Statistical Services, DCS/Comptroller.

TABLE 247 - NON-BATTLE DEATHS OF USAF OFFICERS AND AIRMEN BY GRADE IN WHICH SERVING  
 AT TIME OF DEATH - FY 1955  
 (Table below excludes SCARWAF)

DATE	TOTAL	OFFICER								TOTAL	AIRMAN							
		General	Colonel	Lieutenant Colonel	Major	Captain	First Lieutenant	Second Lieutenant	Warrant Officer		Master Sergeant	Technical Sergeant	Staff Sergeant	Airman First Class	Airman Second Class	Airman Third Class	Airman Basic	Aviation Cadet
FY 1955 - TOTAL . . .	622	1	14	38	65	149	198	147	10	1,319	103	126	213	252	316	223	62	24
July (1954) . . . . .	54	-	1	5	3	11	17	16	1	106	11	9	13	16	28	22	5	2
August . . . . .	51	-	3	2	5	10	15	16	-	118	9	8	17	28	36	10	4	6
September . . . . .	48	-	-	1	6	13	13	14	1	115	12	15	14	17	26	24	6	1
October . . . . .	83	-	2	3	12	19	21	25	1	144	11	15	25	33	32	18	6	4
November . . . . .	35	-	1	3	5	11	6	8	1	80	4	11	10	19	15	14	6	1
December . . . . .	46	-	1	1	7	9	19	7	2	125	8	15	24	25	24	23	5	1
January (1955) . . . . .	52	-	1	4	6	16	15	10	-	104	11	5	26	15	26	11	9	1
February . . . . .	52	-	-	3	5	16	19	8	1	87	6	6	17	14	16	23	3	2
March . . . . .	65	-	4	1	7	18	22	12	1	119	10	15	20	20	31	18	5	-
April . . . . .	33	-	-	2	2	4	15	9	1	78	5	5	15	14	20	16	2	1
May . . . . .	48	-	-	9	4	12	16	7	-	123	8	10	18	23	31	26	3	4
June . . . . .	55	1	1	4	3	10	20	15	1	120	8	12	14	28	31	18	8	1

Source: Personnel Statistics Division, Directorate of Statistical Services, DCS/Comptroller.

TABLE 248 - NON-BATTLE DEATHS OF USAF OFFICERS BY AGE GROUP, BY GRADE IN WHICH SERVING  
AT TIME OF DEATH - FY 1955  
(Table below excludes SCARWAF)

GRADE	TOTAL	AGE GROUP							
		20 Through 24	25 Through 29	30 Through 34	35 Through 39	40 Through 44	45 Through 49	50 Through 54	55 and Older
<u>FY 1955 - TOTAL</u> . . . . .	<u>622</u>	<u>179</u>	<u>176</u>	<u>129</u>	<u>90</u>	<u>17</u>	<u>26</u>	<u>3</u>	<u>2</u>
<u>FIRST HALF FY 1955 - TOTAL</u> . . . . .	<u>317</u>	<u>106</u>	<u>77</u>	<u>75</u>	<u>33</u>	<u>6</u>	<u>18</u>	<u>1</u>	<u>1</u>
General . . . . .	-	-	-	-	-	-	-	-	-
Colonel . . . . .	8	-	-	1	1	2	3	1	-
Lieutenant Colonel . . . . .	15	-	-	4	5	-	5	-	1
Major . . . . .	38	-	2	21	8	-	7	-	-
Captain . . . . .	73	-	16	39	16	2	-	-	-
First Lieutenant . . . . .	91	31	48	10	2	-	-	-	-
Second Lieutenant . . . . .	86	75	11	-	-	-	-	-	-
Warrant Officer . . . . .	6	-	-	-	1	2	3	-	-
<u>LAST HALF FY 1955 - TOTAL</u> . . . . .	<u>305</u>	<u>73</u>	<u>99</u>	<u>54</u>	<u>57</u>	<u>11</u>	<u>8</u>	<u>2</u>	<u>1</u>
General . . . . .	1	-	-	-	-	1	-	-	-
Colonel . . . . .	6	-	-	-	2	2	2	-	-
Lieutenant Colonel . . . . .	23	-	-	1	12	3	4	2	1
Major . . . . .	27	-	-	7	15	4	1	-	-
Captain . . . . .	76	-	15	36	24	1	-	-	-
First Lieutenant . . . . .	107	25	71	10	1	-	-	-	-
Second Lieutenant . . . . .	61	48	13	-	-	-	-	-	-
Warrant Officer . . . . .	4	-	-	-	3	-	1	-	-

Source: Personnel Statistics Division, Directorate of Statistical Services, DCS/Comptroller.

TABLE 249 - NON-BATTLE DEATHS OF AIRMEN BY AGE GROUP, BY GRADE IN WHICH SERVING  
AT TIME OF DEATH - FY 1955  
(Table below excludes SCARWAF)

GRADE	TOTAL	AGE GROUP								
		17 Through 19	20 Through 24	25 Through 29	30 Through 34	35 Through 39	40 Through 44	45 Through 49	50 Through 54	55 and Older
<u>FY 1955 - TOTAL</u> . . . . .	<u>1,319</u>	<u>129</u>	<u>705</u>	<u>171</u>	<u>120</u>	<u>113</u>	<u>52</u>	<u>20</u>	<u>4</u>	<u>2</u>
<u>FIRST HALF FY 1955 - TOTAL</u> . . . . .	<u>688</u>	<u>59</u>	<u>395</u>	<u>78</u>	<u>59</u>	<u>61</u>	<u>26</u>	<u>6</u>	<u>3</u>	<u>1</u>
Master Sergeant . . . . .	55	-	-	3	11	29	7	3	1	1
Technical Sergeant . . . . .	73	-	4	20	17	16	13	3	-	-
Staff Sergeant . . . . .	103	-	49	24	15	11	2	-	2	-
Airman First Class . . . . .	138	-	112	14	9	1	2	-	-	-
Airman Second Class . . . . .	161	7	136	10	5	2	1	-	-	-
Airman Third Class . . . . .	111	40	64	7	-	-	-	-	-	-
Airman Basic . . . . .	32	12	15	-	2	2	1	-	-	-
Aviation Cadet . . . . .	15	-	15	-	-	-	-	-	-	-
<u>LAST HALF FY 1955 - TOTAL</u> . . . . .	<u>631</u>	<u>70</u>	<u>310</u>	<u>93</u>	<u>61</u>	<u>52</u>	<u>26</u>	<u>14</u>	<u>1</u>	<u>4</u>
Master Sergeant . . . . .	48	-	-	2	6	23	11	4	-	2
Technical Sergeant . . . . .	53	-	1	17	14	8	7	5	-	1
Staff Sergeant . . . . .	110	-	33	31	22	15	5	2	1	1
Airman First Class . . . . .	114	-	81	18	11	2	1	1	-	-
Airman Second Class . . . . .	155	12	117	15	6	3	1	1	-	-
Airman Third Class . . . . .	112	49	54	8	-	1	-	-	-	-
Airman Basic . . . . .	30	9	15	2	2	-	1	1	-	-
Aviation Cadet . . . . .	9	-	9	-	-	-	-	-	-	-

Source: Personnel Statistics Division, Directorate of Statistical Services, DCS/Comptroller.



TABLE 250 - NON-BATTLE DEATHS OF USAF OFFICERS BY AGE GROUP, BY CAUSATIVE AGENT - FY 1955

(Table below excludes SCARWAF)

CAUSATIVE AGENT	TOTAL	AGE GROUP							
		20 Through 24	25 Through 29	30 Through 34	35 Through 39	40 Through 44	45 Through 49	50 Through 54	55 and Older
<u>FY 1955 - TOTAL</u> . . . . .	<u>622</u>	<u>179</u>	<u>176</u>	<u>129</u>	<u>90</u>	<u>17</u>	<u>26</u>	<u>3</u>	<u>2</u>
<u>FIRST HALF FY 1955 - TOTAL</u> . . . . .	<u>317</u>	<u>106</u>	<u>77</u>	<u>75</u>	<u>33</u>	<u>6</u>	<u>18</u>	<u>1</u>	<u>1</u>
Aircraft Accident . . . . .	242	95	66	60	18	1	2	-	-
Vehicle Accident . . . . .	17	4	5	4	3	1	-	-	-
Disease . . . . .	41	5	5	6	8	4	11	1	1
Other . . . . .	17	2	1	5	4	-	5	-	-
<u>LAST HALF FY 1955 - TOTAL</u> . . . . .	<u>305</u>	<u>73</u>	<u>99</u>	<u>54</u>	<u>57</u>	<u>11</u>	<u>8</u>	<u>2</u>	<u>1</u>
Aircraft Accident . . . . .	238	65	87	46	38	1	1	-	-
Vehicle Accident . . . . .	17	6	4	3	4	-	-	-	-
Disease . . . . .	29	2	2	2	10	5	5	2	1
Other . . . . .	21	-	6	3	5	5	2	-	-

Source: Personnel Statistics Division, Directorate of Statistical Services, DCS/Comptroller.

TABLE 251 - NON-BATTLE DEATHS OF AIRMEN BY AGE GROUP, BY CAUSATIVE AGENT - FY 1955

(Table below excludes SCARWAF)

CAUSATIVE AGENT	TOTAL	AGE GROUP								
		17 Through 19	20 Through 24	25 Through 29	30 Through 34	35 Through 39	40 Through 44	45 Through 49	50 Through 54	55 and Older
<u>FY 1955 - TOTAL</u> . . . . .	<u>1,319</u>	<u>129</u>	<u>705</u>	<u>171</u>	<u>120</u>	<u>113</u>	<u>52</u>	<u>20</u>	<u>4</u>	<u>2</u>
<u>FIRST HALF FY 1955 - TOTAL</u> . . . . .	<u>688</u>	<u>59</u>	<u>395</u>	<u>78</u>	<u>59</u>	<u>61</u>	<u>26</u>	<u>6</u>	<u>3</u>	<u>1</u>
Aircraft Accident . . . . .	89	4	65	7	7	6	-	-	-	-
Vehicle Accident . . . . .	314	30	212	37	14	18	2	-	1	-
Disease . . . . .	132	9	42	16	22	17	18	5	2	1
Other . . . . .	153	16	76	18	16	20	6	1	-	-
<u>LAST HALF FY 1955 - TOTAL</u> . . . . .	<u>631</u>	<u>70</u>	<u>310</u>	<u>93</u>	<u>61</u>	<u>52</u>	<u>26</u>	<u>14</u>	<u>1</u>	<u>4</u>
Aircraft Accident . . . . .	100	5	57	17	11	7	3	-	-	-
Vehicle Accident . . . . .	260	41	144	41	19	10	3	2	-	-
Disease . . . . .	113	5	38	16	10	16	16	7	1	4
Other . . . . .	158	19	71	19	21	19	4	5	-	-

Source: Personnel Statistics Division, Directorate of Statistical Services, DCS/Comptroller

TABLE 252 - AEROMEDICAL EVACUATION OF CASUALTIES FROM JAPAN BY TYPE OF WAR AND NON-WAR CASUALTY - FY 1955

DATE	PATIENTS FROM PACIFIC AREA		WAR PATIENTS	
	Non-War	War <sup>a/</sup>	Litter <sup>a/</sup>	Ambulatory <sup>a/</sup>
<u>TOTAL</u> . . . . .	<u>5,667</u>	<u>307</u>	<u>169</u>	<u>138</u>
July (1954) . . . . .	1,190	65	34	31
August . . . . .	455	55	23	32
September . . . . .	381	30	23	7
October . . . . .	491	39	20	19
November . . . . .	353	27	14	13
December . . . . .	411	91	55	36
January (1955) . . . . .	414			
February . . . . .	451			
March . . . . .	350			
April . . . . .	439			
May . . . . .	409			
June . . . . .	323			

<sup>a/</sup> Not Applicable After December 1954.

Source: Statistical Services Division, DCS/Comptroller, Military Air Transport Service.

TABLE 253 - PATIENT AEROMEDICAL EVACUATION - FY 1955

DATE	PATIENT MOVEMENTS			AVERAGE MILES PER PATIENT FLOWN	NAUTICAL PATIENT MILES FLOWN		
	Total	Continental US	Overseas		Total	Continental US	Overseas
TOTAL . . . . .	<u>62,268</u>	<u>45,272</u>	<u>16,996</u>	<u>1,314</u>	<u>81,849,945</u>	<u>29,900,691</u>	<u>51,949,254</u>
July (1954) . . . . .	6,434	3,861	2,573	1,922	12,365,341	2,544,495	9,820,846
August . . . . .	5,563	4,060	1,503	1,254	6,973,372	2,618,102	4,355,270
September . . . . .	5,075	3,797	1,278	1,239	6,288,129	2,483,408	3,804,721
October . . . . .	5,197	3,744	1,453	1,263	6,563,769	2,403,462	4,160,307
November . . . . .	4,924	3,668	1,256	1,233	6,070,363	2,320,005	3,750,358
December . . . . .	5,452	3,941	1,511	1,263	6,887,327	2,595,002	4,292,325
January (1955) . . . . .	4,808	3,611	1,197	1,187	5,708,179	2,285,926	3,422,253
February . . . . .	4,793	3,521	1,272	1,289	6,179,634	2,374,349	3,805,285
March . . . . .	5,227	3,889	1,338	1,223	6,394,773	2,552,552	3,842,221
April . . . . .	4,903	3,684	1,219	1,271	6,230,115	2,636,476	3,593,639
May . . . . .	5,189	3,960	1,229	1,210	6,276,562	2,675,131	3,601,431
June . . . . .	4,703	3,536	1,167	1,257	5,912,381	2,411,783	3,500,598

Source: Statistical Services Division, DCS/Comptroller, Military Air Transport Service.

TABLE 254 - AEROMEDICAL EVACUATION OF PATIENTS THROUGH US PORTS - FY 1955

DATE	WESTOVER a/	BROOKLEY	TRAVIS	McCHORD
TOTAL . . . . .	<u>4,371</u>	<u>263</u>	<u>5,974</u>	<u>386</u>
July (1954) . . . . .	377	28	1,255	19
August . . . . .	349	28	510	32
September . . . . .	340	14	411	42
October . . . . .	362	28	530	39
November . . . . .	367	12	380	21
December . . . . .	411	28	502	36
January (1955) . . . . .	304	14	414	29
February . . . . .	332	9	451	9
March . . . . .	475	27	350	41
April . . . . .	322	16	439	39
May . . . . .	346	33	409	43
June . . . . .	386	26	323	36

a/ Units assigned to Westover AFB transferred to McGuire AFB, 1 April 1955.

Source: Statistical Services Division, DCS/Comptroller, Military Air Transport Service.

TABLE 255 - USAF DENTAL HEALTH ACTIVITIES AT USAF INSTALLATIONS, WORLDWIDE - FY 1955

Class I - No dental defects  
 Class II - Minor caries or other deficiencies  
 Class III - Extensive caries or other extensive dental diseases

Class IV - Insufficient teeth (require prosthesis)  
 Class V - Emergency

MONTH	DENTAL OFFICERS AND CIVILIAN DENTISTS  a/	USAF MILITARY PERSONNEL DENTALLY CLASSIFIED											TOTAL DENTAL SITTINGS	TOTAL FILLINGS (RESTORATIONS)	TOTAL DENTURES
		Total	Class I		Class II		Class III		Class IV		Class V				
			Number	Per Cent	Number	Per Cent	Number	Per Cent	Number	Per Cent	Number	Per Cent			
July (1954) . . . . .	1,440	836,000	365,449	43.7	246,716	29.5	205,418	24.6	17,414	2.1	1,003	.1	396,203	156,945	6,254
August . . . . .	1,581	846,146	374,154	44.2	250,157	29.6	196,707	23.3	23,877	2.8	1,251	.1	407,031	168,151	6,080
September . . . . .	1,682	852,996	365,263	42.8	251,017	29.4	217,302	25.5	18,447	2.2	967	.1	422,184	189,383	5,770
October . . . . .	1,686	846,374	366,436	43.3	251,673	29.7	210,375	24.8	17,422	2.1	468	.1	434,347	194,021	5,736
November . . . . .	1,702	837,450	361,271	43.1	247,259	29.5	210,849	25.2	17,631	2.1	440	.1	425,598	189,021	5,646
December . . . . .	1,703	834,947	363,047	43.5	246,024	29.5	207,941	24.8	17,478	2.1	457	.1	359,193	165,232	5,857
January (1955) . . . . .	1,696	833,908	358,602	43.0	246,663	29.6	210,958	25.3	17,340	2.1	345	.0	441,871	180,840	5,561
February . . . . .	1,631	841,227	359,481	42.7	248,954	29.6	215,048	25.6	17,355	2.1	389	.0	405,095	164,848	5,556
March . . . . .	1,602	841,581	360,976	42.9	250,589	29.8	211,919	25.2	17,672	2.1	425	.0	471,225	203,707	6,931
April . . . . .	1,624	847,562	364,384	43.0	253,416	29.9	212,370	25.1	17,032	2.0	360	.0	413,517	187,280	6,225
May . . . . .	1,606	847,025	367,202	43.4	249,502	29.5	211,206	24.9	18,707	2.2	408	.0	400,083	178,168	6,197
June . . . . .	1,614	835,981	357,127	42.7	247,521	29.6	211,539	25.3	19,454	2.3	340	.1	414,172	170,280	7,124

a/ Includes only those rendering dental service at Air Force installations.

Source: Assistant for Dental Service, Office of the Surgeon General, Hq USAF.

**TABLE 256 - USAF VETERINARY ANIMAL ORIGIN FOOD INSPECTION SERVICE INCIDENT TO PROCUREMENT - FY 1955**

(In inspecting all foods of animal origin for the US Air Force, the Veterinary Service conducts the following classes of inspection:

- Class 1 Ante-mortem
- Class 2 Post-mortem
- Class 3 Prior to Purchase
- Class 4 On Delivery at Purchase
- Class 5 Any Receipt Except Purchase
- Class 6 Prior to Shipment
- Class 7 At time of Issue
- Class 8 Purchase by Air Forces Exchange
- Class 9 In Storage

This table reflects the pounds of foods of animal origin inspected by the Veterinary Service incident to procurement. 1 July 1954 through 30 June 1955. These inspections represent an estimated savings of \$1,913,080.90 for the fiscal year 1955. However, food inspection must not be evaluated merely in terms of economy but more especially in terms of health of the Air Force.)

FOOD INSPECTED (ANIMAL ORIGIN)	FISCAL YEAR 1955				
	Total	First Quarter	Second Quarter	Third Quarter	Fourth Quarter
	WORLDWIDE				
<u>CLASSES 3, 4, and 8</u>					
Accepted - Total . . . . .	652,119,249	151,697,916	166,508,352	161,876,673	172,036,308
Rejected - Total . . . . .	9,358,777	2,391,791	2,431,715	2,359,199	2,176,072
Not Type, Class, or Grade . . . . .	7,903,736	1,900,230	1,953,728	2,073,707	1,976,071
Insanitary or Unsound . . . . .	1,455,041	491,561	477,987	285,492	200,001
<u>CLASS 3</u>					
Accepted - Total . . . . .	90,844,793	21,430,490	25,242,761	21,101,081	23,070,461
Rejected - Total . . . . .	7,897,028	1,607,285	2,209,924	2,141,958	1,937,861
Not Type, Class, or Grade . . . . .	7,145,777	1,430,273	1,834,361	1,988,110	1,893,033
Insanitary or Unsound . . . . .	751,251	177,012	375,563	153,848	44,828
<u>CLASS 4</u>					
Accepted - Total . . . . .	479,089,675	110,293,275	122,984,420	119,646,455	126,165,525
Rejected - Total . . . . .	793,265	219,504	201,008	189,898	182,855
Not Type, Class, or Grade . . . . .	338,175	73,130	115,668	78,181	71,196
Insanitary or Unsound . . . . .	455,090	146,374	85,340	111,717	111,659
<u>CLASS 8</u>					
Accepted - Total . . . . .	82,184,781	19,974,151	18,281,171	21,129,137	22,800,322
Rejected - Total . . . . .	668,484	565,002	20,783	27,343	55,356
Not Type, Class or Grade . . . . .	419,784	396,827	3,699	7,416	11,842
Insanitary or Unsound . . . . .	248,700	168,175	17,084	19,927	43,514

TABLE 256 - USAF VETERINARY ANIMAL ORIGIN FOOD INSPECTION SERVICE INCIDENT TO PROCUREMENT - FY 1955 (CONTINUED)

(See headnote on first page of this table.)

FOOD INSPECTED (ANIMAL ORIGIN)	FISCAL YEAR 1955				
	Total	First Quarter	Second Quarter	Third Quarter	Fourth Quarter
ZONE OF INTERIOR					
CLASSES 3, 4, and 8					
Accepted - Total . . . . .	516,566,888	117,783,857	127,171,615	130,382,323	141,229,093
Rejected - Total . . . . .	7,784,344	1,644,851	1,880,508	2,247,932	2,011,053
Not Type, Class, or Grade . . . . .	6,895,064	1,357,113	1,600,533	2,030,236	1,907,182
Insanitary or Unsound . . . . .	889,280	287,738	279,975	217,696	103,871
CLASS 3					
Accepted - Total . . . . .	75,833,706	17,429,854	20,246,474	17,372,812	20,784,566
Rejected - Total . . . . .	7,137,068	1,444,932	1,713,422	2,087,766	1,850,948
Not Type, Class, or Grade . . . . .	6,614,041	1,293,829	1,514,418	1,953,841	1,851,953
Insanitary or Unsound . . . . .	523,027	151,103	199,004	133,925	38,995
CLASS 4					
Accepted - Total . . . . .	394,006,047	89,410,732	96,201,973	100,725,015	107,668,327
Rejected - Total . . . . .	591,926	186,662	157,293	146,026	101,945
Not Type, Class, or Grade . . . . .	258,170	59,020	82,778	69,901	46,471
Insanitary or Unsound . . . . .	333,756	127,642	74,515	76,125	55,474
CLASS 8					
Accepted - Total . . . . .	46,727,135	10,943,271	10,723,168	12,284,496	12,776,200
Rejected - Total . . . . .	55,350	13,257	2,793	14,140	18,160
Not Type, Class, or Grade . . . . .	22,853	4,264	3,337	6,494	8,758
Insanitary or Unsound . . . . .	32,497	8,993	6,456	7,646	9,402
OVERSEAS					
CLASSES 3, 4, and 8					
Accepted - Total . . . . .	135,552,361	33,914,059	39,336,737	31,494,350	30,807,215
Rejected - Total . . . . .	1,574,433	746,940	551,207	111,267	165,019
Not Type, Class, or Grade . . . . .	1,008,672	543,117	353,195	43,471	68,889
Insanitary or Unsound . . . . .	565,761	203,823	198,012	67,796	96,130
CLASS 3					
Accepted - Total . . . . .	15,011,087	4,000,636	4,996,287	3,728,269	2,285,895
Rejected - Total . . . . .	759,960	162,353	496,502	54,192	46,913
Not Type, Class, or Grade . . . . .	531,736	136,444	319,943	34,269	41,000
Insanitary or Unsound . . . . .	228,224	25,909	176,559	19,923	5,833
CLASS 4					
Accepted - Total . . . . .	85,083,628	20,882,543	26,782,447	18,921,440	18,497,198
Rejected - Total . . . . .	201,339	32,842	43,715	43,872	80,910
Not Type, Class, or Grade . . . . .	80,005	14,110	32,890	8,280	24,725
Insanitary or Unsound . . . . .	121,334	18,732	10,825	35,592	56,185
CLASS 8					
Accepted - Total . . . . .	35,457,646	9,030,880	7,558,003	8,844,641	10,024,122
Rejected - Total . . . . .	613,134	551,745	10,990	13,203	37,196
Not Type, Class, or Grade . . . . .	356,931	392,563	362	922	3,084
Insanitary or Unsound . . . . .	216,203	159,182	10,628	12,281	34,112

Source: Veterinary Services, Office of the Surgeon General, Hq USAF.

TABLE 257 - USAF VETERINARY NON-ANIMAL ORIGIN FOOD INSPECTION SERVICE INCIDENT TO PROCUREMENT - FY 1955

(In inspecting all foods of non-animal origin for the US Air Force, the Veterinary Service conducts the following classes of inspection:

- Class 3 - Prior to Purchase
- Class 4 - On Delivery at Purchase
- Class 5 - Any Receipt Except Purchase
- Class 6 - Prior to Shipment
- Class 7 - At Time of Issue
- Class 8 - Purchase by Air Forces Exchange
- Class 9 - In Storage

This table reflects the pounds of foods of non-animal origin inspected by the Veterinary Service incident to procurement, 1 Jul 1954 through 30 June 1955).

FOOD INSPECTED (NON-ANIMAL ORIGIN)	FISCAL YEAR 1955				
	Total	First Quarter	Second Quarter	Third Quarter	Fourth Quarter
	WORLDWIDE				
<u>CLASSES 3, 4, and 8</u>					
Accepted - Total . . . . .	<u>364,559,581</u>	<u>87,614,442</u>	<u>91,491,277</u>	<u>89,385,443</u>	<u>96,068,419</u>
Rejected - Total . . . . .	<u>1,078,742</u>	<u>341,160</u>	<u>173,383</u>	<u>292,161</u>	<u>272,038</u>
Not Type, Class, or Grade. . . . .	432,068	144,252	38,502	135,549	113,765
Insanitary or Unsound. . . . .	646,674	196,908	134,881	156,612	158,273
<u>CLASS 3</u>					
Accepted - Total . . . . .	<u>5,064,347</u>	<u>899,876</u>	<u>1,220,176</u>	<u>1,434,715</u>	<u>1,549,580</u>
Rejected - Total . . . . .	<u>42,927</u>	<u>22,985</u>	<u>4,415</u>	<u>10,652</u>	<u>4,875</u>
Not Type, Class, or Grade. . . . .	19,672	-	4,295	10,652	4,725
Insanitary or Unsound. . . . .	23,255	22,985	120	-	150
<u>CLASS 4</u>					
Accepted - Total . . . . .	<u>303,039,611</u>	<u>73,051,523</u>	<u>76,770,490</u>	<u>74,190,866</u>	<u>79,026,732</u>
Rejected - Total . . . . .	<u>943,725</u>	<u>285,482</u>	<u>147,034</u>	<u>264,316</u>	<u>246,893</u>
Not Type, Class, or Grade. . . . .	396,557	143,495	26,887	123,240	104,935
Insanitary or Unsound. . . . .	545,168	141,987	120,147	141,076	141,958
<u>CLASS 8</u>					
Accepted - Total . . . . .	<u>56,455,623</u>	<u>13,703,043</u>	<u>13,500,611</u>	<u>13,759,862</u>	<u>15,492,107</u>
Rejected - Total . . . . .	<u>92,090</u>	<u>32,693</u>	<u>21,934</u>	<u>17,193</u>	<u>20,270</u>
Not Type, Class, or Grade. . . . .	13,839	757	7,320	1,657	4,105
Insanitary or Unsound. . . . .	78,251	31,936	14,614	15,536	16,165

TABLE 257 - USAF VETERINARY NON-ANIMAL ORIGIN FOOD INSPECTION SERVICE INCIDENT TO PROCUREMENT - FY 1955 (CONTINUED)

(See headnote on first page of this table.)

FOOD INSPECTED (NON-ANIMAL ORIGIN)	FISCAL YEAR 1955				
	Total	First Quarter	Second Quarter	Third Quarter	Fourth Quarter
CONTINENTAL US					
CLASSES 3, 4, and 8					
Accepted - Total . . . . .	275,462,543	66,721,654	68,260,411	67,813,496	72,666,982
Rejected - Total . . . . .	376,095	125,620	40,221	82,428	130,626
Not Type, Class, or Grade . . . . .	124,906	10,325	16,393	28,346	69,842
Insanitary or Unsound . . . . .	253,989	115,295	23,828	54,082	60,784
CLASS 3					
Accepted - Total . . . . .	2,468,910	451,260	599,897	736,972	680,781
Rejected - Total . . . . .	7,997	6,200	285	712	800
Not Type, Class, or Grade . . . . .	1,677	-	165	712	800
Insanitary or Unsound . . . . .	6,320	6,200	120	-	-
CLASS 4					
Accepted - Total . . . . .	244,943,945	58,999,581	61,160,533	60,425,397	64,358,434
Rejected - Total . . . . .	348,254	117,946	31,725	77,544	121,039
Not Type, Class, or Grade . . . . .	114,755	9,568	12,858	26,962	65,367
Insanitary or Unsound . . . . .	233,499	108,378	18,867	50,582	55,672
CLASS 8					
Accepted - Total . . . . .	28,049,688	7,270,813	6,499,981	6,651,127	7,627,767
Rejected - Total . . . . .	22,644	1,474	8,211	4,172	8,787
Not Type, Class, or Grade . . . . .	8,474	757	3,370	672	3,675
Insanitary or Unsound . . . . .	14,170	717	4,841	3,500	5,112
OVERSEAS					
CLASSES 3, 4, and 8					
Accepted - Total . . . . .	89,097,038	20,892,788	23,230,866	21,571,947	23,401,437
Rejected - Total . . . . .	699,047	215,540	133,162	209,733	141,412
Not Type, Class, or Grade . . . . .	307,162	133,927	22,109	107,203	43,923
Insanitary or Unsound . . . . .	392,685	81,613	111,053	102,530	97,489
CLASS 3					
Accepted - Total . . . . .	2,595,437	408,616	620,279	697,743	868,799
Rejected - Total . . . . .	34,930	16,785	4,130	9,940	4,075
Not Type, Class or Grade . . . . .	17,995	-	4,130	9,940	3,925
Insanitary or Unsound . . . . .	16,935	16,785	-	-	150
CLASS 4					
Accepted - Total . . . . .	58,095,666	14,051,942	15,609,957	13,765,469	14,668,298
Rejected - Total . . . . .	595,471	167,536	115,309	186,772	125,354
Not Type, Class, or Grade . . . . .	283,802	133,927	14,029	96,278	39,568
Insanitary or Unsound . . . . .	311,669	33,609	101,280	90,494	86,286
CLASS 8					
Accepted - Total . . . . .	28,405,935	6,432,230	7,000,630	7,108,735	7,864,340
Rejected - Total . . . . .	69,446	31,219	13,723	13,021	11,483
Not Type, Class, or Grade . . . . .	5,365	-	3,950	985	430
Insanitary or Unsound . . . . .	64,081	31,219	9,773	12,036	11,053

Source: Veterinary Services, Office of the Surgeon General, Hq USAF.



TABLE 258 - USAF VETERINARY ANIMAL ORIGIN FOOD INSPECTION SERVICE INCIDENT TO SURVEILLANCE - FY 1955

(This table reflects the pounds of food of animal origin inspected as issued or otherwise disposed of and the per cent rejected from 1 July 1954 through 30 June 1955. Although all Air Force owned subsistence items are reinspected many times as received, stored, shipped, and issued, each pound is included but once in this table. Subsistence is disposed of in one of two ways; i.e., by rejection and salvage incident to surveillance inspection or by issue or sale.)

FOOD INSPECTED (ANIMAL ORIGIN)	FISCAL YEAR 1955				
	Total	First Quarter	Second Quarter	Third Quarter	Fourth Quarter
	WORLDWIDE				
Inspected - Total a/ . . . . .	704,176,410	183,335,127	172,113,790	170,667,374	178,060,119
Issued b/. . . . .	703,224,419	183,067,866	171,827,818	170,521,298	177,807,437
Rejected c/. . . . .	951,991	267,261	285,972	146,076	252,682
Percent Rejected . . . . .	.136	.146	.167	.086	.148
	CONTINENTAL US				
Inspected - Total a/ . . . . .	437,719,169	109,681,332	105,003,965	107,107,472	115,926,400
Issued b/. . . . .	437,616,480	109,657,890	104,980,276	107,089,257	115,889,057
Rejected c/. . . . .	102,689	23,442	23,689	18,215	37,343
Percent Rejected . . . . .	.023	.021	.023	.017	.032
	OVERSEAS				
Inspected - Total a/ . . . . .	266,457,241	73,653,795	67,109,825	63,559,902	62,133,719
Issued b/. . . . .	265,607,939	73,409,976	66,847,542	63,432,041	61,918,380
Rejected c/. . . . .	849,302	243,819	262,283	127,861	215,339
Percent Rejected . . . . .	.315	.331	.391	.201	.347

a/ Total Class 7 passed plus rejections in Classes 5, 6, 7, and 9 inspections..

b/ Total Class 7 inspected and passed.

c/ Total rejections in Classes 5, 6, 7, and 9.

Source: Veterinary Services, Office of the Surgeon General, Hq USAF.

TABLE 259 - USAF VETERINARY NON-ANIMAL ORIGIN FOOD INSPECTION SERVICE INCIDENT TO SURVEILLANCE - FY 1955

(This table reflects the pounds of food of non-animal origin inspected as issued or otherwise disposed of and the per cent rejected from 1 July 1954 through 30 June 1955. Although all Air Force owned subsistence items are re-inspected many times as received, stored, shipped, and issued, each pound is included but once in this table. Subsistence is disposed of in one of two ways; i.e., by rejection and salvage incident to surveillance inspection or by issue or sale.)

FOOD INSPECTED (Non-animal Origin)	FISCAL YEAR 1955				
	Total	First Quarter	Second Quarter	Third Quarter	Fourth Quarter
	WORLDWIDE				
<u>Inspected - Total a/</u> . . . . .	<u>748,594,533</u>	<u>193,666,156</u>	<u>185,303,606</u>	<u>181,966,490</u>	<u>187,658,281</u>
Issued b/ . . . . .	746,336,912	193,278,321	184,469,532	181,311,787	187,277,272
Rejected c/ . . . . .	2,257,621	387,835	834,074	654,703	381,009
Percent Rejected . . . . .	.302	.200	.450	.360	.203
	CONTINENTAL US				
<u>Inspected - Total a/</u> . . . . .	<u>424,800,003</u>	<u>109,943,155</u>	<u>101,776,380</u>	<u>101,869,059</u>	<u>111,211,409</u>
Issued b/ . . . . .	424,542,703	109,888,193	101,720,289	101,775,318	111,158,903
Rejected c/ . . . . .	257,300	54,962	56,091	93,741	52,506
Percent Rejected . . . . .	.061	.050	.056	.092	.047
	OVERSEAS				
<u>Inspected - Total a/</u> . . . . .	<u>323,794,530</u>	<u>83,723,001</u>	<u>83,527,226</u>	<u>80,097,431</u>	<u>76,446,872</u>
Issued b/ . . . . .	321,794,209	83,390,128	82,749,243	79,536,469	76,118,369
Rejected c/ . . . . .	2,000,321	332,873	777,983	560,962	328,503
Percent Rejected . . . . .	.618	.398	.931	.700	.430

a/ Total Class 7 passed plus rejections in Classes 5, 6, 7, and 9 inspections.

b/ Total Class 7 inspected and passed.

c/ Total rejections in Classes 5, 6, 7, and 9.

Source: Veterinary Services, Office of the Surgeon General, Hq USAF.

TABLE 260 - USAF VETERINARY ANIMAL SERVICES SUMMARY - FY 1955

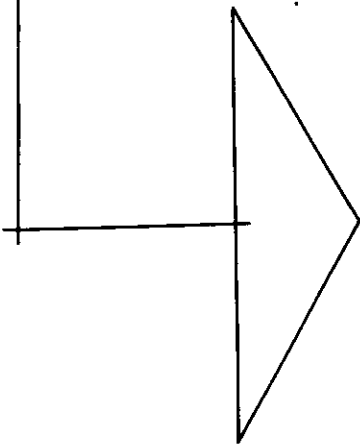
ANIMAL SERVICES	FISCAL YEAR 1955				
	Total	First Quarter	Second Quarter	Third Quarter	Fourth Quarter
WORLDWIDE					
<u>RABIES CONTROL</u>					
<u>Vaccinations - Total</u> . . . . .	<u>42,207</u>	<u>9,720</u>	<u>7,299</u>	<u>11,857</u>	<u>13,331</u>
Public Animals . . . . .	573	141	86	189	157
Private Animals . . . . .	41,634	9,579	7,213	11,668	13,174
<u>Positive Cases Reported - Total</u> . . . . .	<u>4</u>	<u>1</u>	<u>2</u>	<u>1</u>	-
<u>ADMISSION FOR OTHER CAUSES</u>					
Public Animals . . . . .	3,612	1,112	937	854	709
CONTINENTAL US					
<u>RABIES CONTROL</u>					
<u>Vaccinations - Total</u> . . . . .	<u>30,961</u>	<u>6,836</u>	<u>5,015</u>	<u>9,102</u>	<u>10,008</u>
Public Animals . . . . .	8	-	-	-	8
Private Animals . . . . .	30,953	6,836	5,015	9,102	10,000
<u>Positive Cases Reported - Total</u> . . . . .	<u>4</u>	<u>1</u>	<u>2</u>	<u>1</u>	-
<u>ADMISSION FOR OTHER CAUSES</u>					
Public Animals . . . . .	52	-	-	11	41
OVERSEAS					
<u>RABIES CONTROL</u>					
<u>Vaccinations - Total</u> . . . . .	<u>11,246</u>	<u>2,884</u>	<u>2,284</u>	<u>2,755</u>	<u>3,323</u>
Public Animals . . . . .	565	141	86	189	149
Private Animals . . . . .	10,681	2,743	2,198	2,566	3,174
<u>Positive Cases Reported - Total</u> . . . . .	-	-	-	-	-
<u>ADMISSION FOR OTHER CAUSES</u>					
Public Animals . . . . .	3,560	1,112	937	843	668

Source: Veterinary Services, Office of the Surgeon General, Hq USAF.





# Security and Discipline



***PART***

**XV**



## SECURITY AND DISCIPLINE

## OFFICE OF SPECIAL INVESTIGATIONS

## DEFINITIONS

AUXILIARY OFFICE OF INVESTIGATIONS - (short terminology - "Auxiliary")

Investigations of any nature conducted by the Directorate of Special Investigations or a District Office, in which, in accordance with OSI policy, that office acts as an assistant to the controlling office (the office of origin) within its territorial investigative jurisdiction.

CLASSIFICATION

The numerical designation and descriptive character assigned to each investigation which indicates the principal nature of the purpose of the investigation.

COUNTER INTELLIGENCE INVESTIGATIONS

Investigations conducted to determine facts related to security control measures designed to insure the safeguarding of information, personnel, equipment and installations against the sabotage, espionage or subversive activities of foreign powers and of disaffected or dissident groups or individuals which may constitute a threat to the internal security of the Air Force.

GENERAL INVESTIGATIONS

Investigations conducted to determine facts and circumstances pertaining to alleged major violations of the Articles of the Uniform Code of Military Justice, Federal Statutes and/or other applicable directives, by USAF personnel, excluding incidents of a counter intelligence or procurement nature.

INVESTIGATIONS CLOSED

Investigations terminated by offices of origin and auxiliary offices after all relevant facts have been determined and impartially reported to the requesting commander through proper OSI channels.

INVESTIGATIONS OPENED

Investigations initiated by offices of origin or auxiliary offices pursuant to requests from the proper commander or the Chief of Staff, USAF.

INVESTIGATIONS PENDING

Investigations opened by offices of origin or auxiliary offices on which, as of the date such investigations are inventoried, there remains further investigative work and reporting to be done before they may be considered investigations closed.

OFFICE OF ORIGIN INVESTIGATIONS-- (short terminology - "Origin")

Investigations of any nature conducted by the Directorate of Special Investigations or a District Office in which, in accordance with OSI policy, that office assumes the control of the entire investigation.

PERSONNEL SECURITY INVESTIGATIONS

Investigations conducted to determine facts upon which the requesting commander can decide whether to grant or deny to the subjects of the investigations access to restricted areas and/or classified/defense information. The loyalty and security program within the executive departments established the requirement for such investigations, and they are governed by law, OSD directives and Air Force policies.

PROCUREMENT INVESTIGATIONS

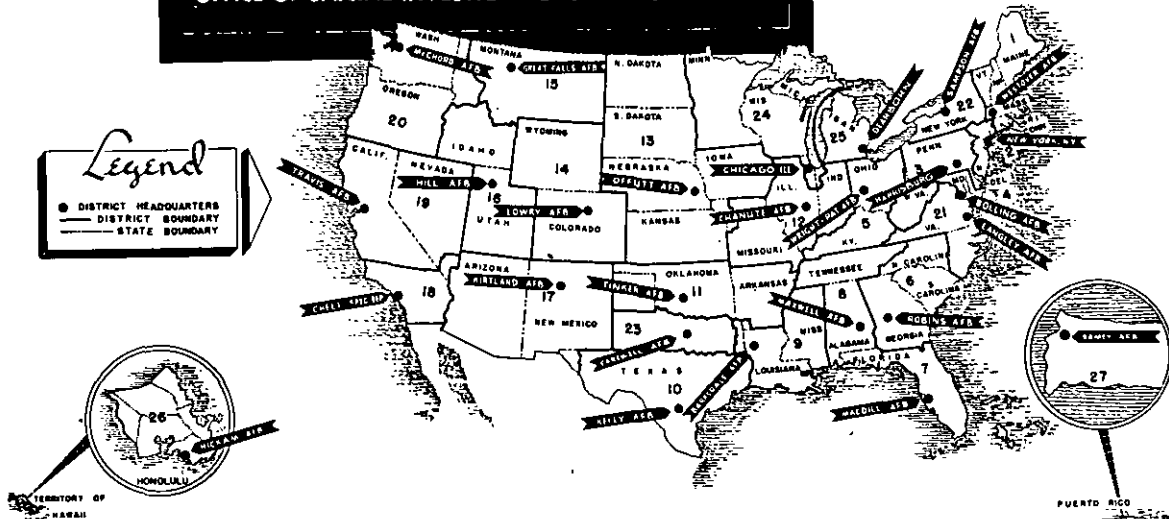
Investigations conducted to determine facts surrounding incidents of alleged breaches of the public trust and violations of law in connection with Air Force procurement, disposal, nonappropriated funds, commissary, and pay and allowance matters.

SECURITY

Safeguarding military information - This regulation prescribes policies and procedures for the safeguarding of military information which requires protection and to achieve uniformity in the grading and assignment of classification. Ref: AFR 205-1.

## OFFICE OF SPECIAL INVESTIGATIONS ..... DISTRICT MAP

AS OF 30 JUNE 1955



## SECURITY AND DISCIPLINE (CONTINUED)

## AIR PROVOST MARSHAL

Provost Marshal Statistics are a collection of selected data concerning corrections, security violations, and delinquencies charged to Worldwide Military Personnel on active duty. The statistics reported in this section are derived from AF Form 511, "Report of Air Provost Marshal Activities."

The following definitions affect this portion of the Morale Reports:

## DEFINITIONS

ABSENCE WITHOUT LEAVE (AWOL)

The status or the offense of any member of the Armed Forces, who without proper authority:

- (1) Fails to go to his appointed place of duty at the time prescribed, or
- (2) Goes from that place, or
- (3) Absents himself or remains absent from his unit, organization, or other place of duty where he is required to be at the time prescribed (Uniform Code of Military Justice, Article 86) (See AFR 35-73 1-4 dated: 19 May 1953.)

APPREHENSION

a. Cooperation of State and Local Police Forces. Commanders of zone of interior major air commands will take steps to secure the active cooperation of all State and local police forces and such other officials and organizations as they may consider useful to insure the person's prompt return to military control. Such agencies will be informed that they should not take action to apprehend an absentee or deserter unless they are in receipt of either DD Form 553 or information from an officer of the Air Force that the person is an absentee or deserter whose return to military control is desired. Commanders of major air commands overseas will take such action as the local situation may warrant.

b. Personnel Authorized to Apprehend:

- (1) Military. Members of the Armed Forces are authorized to apprehend absentees and deserters in the circumstances described in MCM, 1951, paragraphs 17, 18, and 19.
- (2) Civilians. Any civil officer having authority to apprehend offenders under the laws of the United States or any State, district, Territory, or Possession of the United States may summarily apprehend a deserter from the Armed Forces of the United States and deliver him into the custody of the Armed Forces of the United States (Uniform Code of Military Justice, Article 8). Generally, a private citizen does not have any authority to apprehend a deserter unless authorized to do so by a military officer (distribution of DD Form 553 has been held to be sufficient authorization).

CUSTODY GRADE

Prisoners will be classified as being in a minimum, medium or maximum custody grade in accordance with the criteria outlined in (1), (2), and (3) below. The initial classification will be determined by the confinement officer based upon the nature of the offense, demeanor of the prisoner upon admission, and any other pertinent information available.

- (1) Minimum custody. This custody grade will include those prisoners who are determined to be sufficiently stable, dependable, and trustworthy as to require little or no custodial supervision.
- (2) Medium custody. This custody grade will include those prisoners who require immediate and continuous custodial supervision, but who are considered not to possess characteristics of a dangerous, violent, or trouble-making nature which would require special custodial control.
- (3) Maximum custody. This custody grade will include those prisoners who require close supervision, special custodial controls and handling because of their conduct or known characteristics of a dangerous, violent, or trouble-making nature, or other circumstances which make such controls necessary. Their movements within the confinement facility should be limited and under supervision.

The abbreviations used in connection with the Offense tables are explained below:

CONTINENTAL U S

ADC - Air Defense Command	AU - Air University
AFPC - Air Force Finance Center	ComAC - Continental Air Command
AMC - Air Materiel Command	Hq Com - Headquarters Command
APG - Air Proving Ground Command	MATS - Military Air Transport Service
ARDC - Air Research and Development Command	SAC - Strategic Air Command
ATC - Air Training Command	TAC - Tactical Air Command

OVERSEAS

AAC - Alaskan Air Command	NEAC - Northeast Air Command
CairC - Caribbean Air Command	USAFE - U S Air Forces in Europe
FEAF - Far East Air Forces	

Note: The table that shows rates for "Absence Without Leave (AWOL)" in previous publications for US Air Force military personnel is being revised, therefore, the table has been omitted from this publication. The revised AWOL table will appear in the FY 1956 publication.



[REDACTED]

[REDACTED]

TABLE 261 - SPECIAL INVESTIGATIONS CONDUCTED BY THE OFFICE OF SPECIAL

LINE NUMBER	CLASSIFICATION	TOTAL - 1 AUG 1948 THROUGH 30 JUN 1955					
		OPENED			CLOSED		
		Total	Origin	Aux-iliary	Total	Origin	Aux-iliary
1	<b>GRAND TOTAL</b> . . . . .	2,436,540	1,551,591	884,949	2,364,749	1,502,245	862,504
2	<b>PERSONNEL INVESTIGATIONS - TOTAL</b> . . . . .	2,304,187	1,477,231	826,956	2,235,307	1,429,914	805,393
3	36 Personnel Security Inves - Special . . . . .	7,256	2,653	4,603	7,031	2,543	4,488
4	37 Atomic Energy "M" Inves. . . . .	80,203	28,077	52,126	80,203	28,077	52,126
5	38 Integrated Reg AF Officers . . . . .	59,080	21,896	37,184	58,967	21,824	37,143
6	39 Cryptographic Pers . . . . .	198,196	63,550	134,646	191,034	59,445	131,589
7	40 AF Civilian Employees . . . . .	186,200	102,113	84,087	180,314	97,984	82,330
8	41 AF Military Pers . . . . .	1,259,494	899,178	360,316	1,217,690	870,772	346,918
9	42 Facilities Employees . . . . .	64,324	51,246	13,078	63,558	50,631	12,927
10	43 Contractor Employees . . . . .	262,207	212,231	49,976	254,599	206,132	48,467
11	44 Aliens . . . . .	17,994	7,191	10,803	16,974	6,695	10,279
12	45 Cadet Trainees . . . . .	40,412	12,731	27,681	39,912	12,461	27,451
13	46 OSI Personnel . . . . .	46,529	11,657	34,872	45,882	11,411	34,471
14	48 Munitions Board Matters . . . . .	4	1	3	4	1	3
15	51 Air National Guard . . . . .	19,173	15,696	3,477	18,449	15,107	3,342
16	52 Air Force Inactive Reserve . . . . .	49,644	43,489	6,155	47,479	41,497	5,982
17	54 National Security Agency Matters . . . . .	11,526	4,543	6,983	11,270	4,357	6,913
18	57 Atomic Energy "Q" Inves. . . . .	1,945	979	966	1,941	977	964
19	<b>GENERAL INVESTIGATIONS - TOTAL</b> . . . . .	75,145	48,074	27,071	74,132	47,300	26,832
20	5 Bribery . . . . .	406	175	231	397	171	226
21	6 Homicide . . . . .	1,863	1,375	488	1,845	1,359	486
22	7 Sex Offenses . . . . .	16,759	10,311	6,448	16,480	10,094	6,386
23	8 Assault . . . . .	1,556	1,379	177	1,537	1,360	177
24	9 Impersonation . . . . .	985	639	346	977	633	344
25	10 Fraudulent Enlistment, Appointment, Discharge or Separation . . . . .	5,540	2,310	3,230	5,476	2,276	3,200
26	11 Embezzlement (Obsolete) . . . . .	295	163	132	295	163	132
27	12 Forgery . . . . .	2,693	1,565	1,128	2,651	1,532	1,119
28	13 Larceny . . . . .	10,033	7,438	2,595	9,932	7,352	2,580
29	14 Theft of Gov't Property . . . . .	9,846	7,015	2,831	9,703	6,897	2,806
30	15 Robbery . . . . .	540	439	101	533	432	101
31	16 Housebreaking . . . . .	2,023	1,604	419	1,987	1,569	418
32	17 Narcotics Violations . . . . .	2,773	1,856	917	2,727	1,822	905
33	18 Customs Violations . . . . .	338	163	175	336	161	175
34	19 Blackmarket Activities . . . . .	617	246	371	611	241	370
35	20 Property Destruction . . . . .	604	441	163	595	433	162
36	21 Discrimination . . . . .	45	31	14	45	31	14
37	22 Intimidation . . . . .	54	38	16	53	37	16
38	23 Perjury . . . . .	133	67	66	98	49	49
39	24 Special Inquiry . . . . .	7,251	3,788	3,463	7,190	3,751	3,439
40	25 Improper Use or Diversion of Gov't Property or Employees . . . . .	611	384	227	604	378	226
41	26 Misconduct . . . . .	4,487	2,652	1,835	4,419	2,599	1,820
42	47 Postal Violations . . . . .	1,911	1,087	824	1,885	1,070	815
43	50 Counterfeiting . . . . .	83	60	23	81	58	23
44	53 Reciprocal Inves . . . . .	2,871	2,395	476	2,859	2,386	473
45	55 War Crimes . . . . .	-	-	-	-	-	-
46	62 Bad Checks . . . . .	828	453	375	816	446	370
47	<b>COUNTER INTELLIGENCE INVES - TOTAL</b> . . . . .	38,536	19,058	19,478	37,478	18,361	19,117
48	27 Espionage . . . . .	1,375	880	495	1,357	869	488
49	28 Sabotage . . . . .	3,027	2,054	973	3,003	2,035	968
50	29 Treason . . . . .	9	2	7	9	2	7
51	30 Sedition . . . . .	23	8	15	23	8	15
52	31 Disaffection . . . . .	1,004	351	653	989	341	648
53	32 Subversive Activities . . . . .	2,237	975	1,262	2,199	951	1,248
54	33 Communist Matters . . . . .	24,572	10,959	13,613	23,770	10,444	13,326
55	34 Violations of AFR 205-1 . . . . .	5,520	3,139	2,381	5,384	3,044	2,340
56	35 Vulnerability Tests . . . . .	706	647	59	682	625	57
57	49 Positive Intelligence . . . . .	54	38	16	53	37	16
58	56 Ess. Elements of Info. . . . .	9	5	4	9	5	4
59	<b>PROCUREMENT INVESTIGATIONS - TOTAL</b> . . . . .	18,672	7,228	11,444	17,832	6,670	11,162
60	58 Procurement Matters . . . . .	3,435	1,387	2,048	3,325	1,311	2,014
61	59 Disposal Matters . . . . .	219	108	111	209	101	108
62	60 Nonappropriated Funds Matters . . . . .	578	311	267	551	295	256
63	61 Pay and Allowance Matters . . . . .	14,440	5,422	9,018	13,747	4,963	8,784

## INVESTIGATIONS, CONTINENTAL US, HAWAII, AND PUERTO RICO - FY 1955

FISCAL YEAR 1955 (1 JUL 1954 THROUGH 30 JUN 1955)						CALENDAR YEAR 1954 (1 JAN 1954 THROUGH 31 DEC 1954)						LINE NUMBER
OPENED			CLOSED			OPENED			CLOSED			
Total	Origin	Aux- iliary	Total	Origin	Aux- iliary	Total	Origin	Aux- iliary	Total	Origin	Aux- iliary	
451,047	317,053	133,994	417,100	294,145	122,955	398,464	278,398	120,066	370,809	256,154	114,655	1
422,917	301,416	121,501	388,540	278,344	110,196	370,837	263,781	107,056	342,968	241,372	101,596	2
2,318	880	1,438	2,203	837	1,366	2,088	831	1,257	2,017	795	1,222	3
1	-	1	3	-	3	241	150	91	277	172	105	4
1,836	1,546	290	1,823	1,551	272	1,762	1,441	321	1,746	1,416	330	5
35,082	12,835	22,247	30,701	10,126	20,575	25,716	8,899	16,817	22,934	7,514	15,420	6
30,240	18,202	12,038	27,321	15,812	11,509	25,017	13,564	11,453	22,430	11,792	10,638	7
227,067	163,582	63,485	203,059	147,122	55,937	212,281	156,120	56,161	203,630	149,833	53,797	8
5,541	4,728	813	5,029	4,331	698	3,671	3,160	511	3,361	2,930	431	9
65,875	57,776	8,099	63,279	56,132	7,147	53,832	47,007	6,825	49,494	43,171	6,323	10
3,515	1,122	2,393	3,747	1,233	2,514	4,399	1,536	2,863	4,305	1,527	2,778	11
940	588	352	514	360	154	500	231	269	524	243	281	12
8,611	1,684	6,927	8,472	1,710	6,762	9,236	1,766	7,470	9,081	1,702	7,379	13
5,549	4,867	682	5,370	4,744	626	4,785	4,074	711	4,567	3,903	664	14
34,032	32,637	1,395	34,840	33,520	1,320	25,012	24,014	998	16,243	15,389	854	15
1,658	643	1,015	1,469	511	958	1,343	511	832	1,420	514	906	16
652	326	326	710	355	355	954	477	477	939	471	468	17
12,941	8,314	4,627	12,929	8,337	4,592	12,718	8,184	4,534	12,933	8,331	4,602	18
94	25	69	95	29	66	126	37	89	124	38	86	19
310	226	84	312	226	86	326	237	89	321	235	86	20
3,303	2,028	1,275	3,307	2,036	1,271	3,240	2,013	1,227	3,183	1,979	1,204	21
330	316	14	336	318	18	300	276	24	292	268	24	22
156	110	46	153	109	44	149	106	43	147	105	42	23
645	261	384	597	235	362	202	90	112	166	71	95	24
527	293	234	542	311	231	540	311	229	555	324	231	25
1,603	1,191	412	1,648	1,227	421	1,744	1,262	482	1,758	1,257	501	26
1,703	1,222	481	1,721	1,232	489	1,786	1,250	536	1,797	1,264	533	27
113	101	12	112	99	13	89	75	14	86	73	13	28
448	343	105	457	348	109	438	337	101	440	336	104	29
504	320	184	488	310	178	458	317	141	462	317	145	30
59	31	28	61	30	31	66	33	33	62	31	31	31
91	48	43	96	53	43	70	45	25	83	55	28	32
109	87	22	114	90	24	108	81	27	117	88	29	33
5	4	1	5	4	1	6	5	1	5	4	1	34
13	13	-	13	13	-	13	13	-	13	13	-	35
83	39	44	48	21	27	26	14	12	20	11	9	36
1,150	631	519	1,149	631	518	1,464	707	757	1,765	915	850	37
83	61	22	86	63	23	84	57	27	90	60	30	38
750	476	274	735	466	269	619	420	199	599	404	195	39
441	245	196	447	253	194	431	237	194	427	234	193	40
12	12	-	11	11	-	11	11	-	12	12	-	41
262	143	119	252	135	117	269	157	112	256	145	111	42
147	88	59	144	87	57	153	93	60	153	92	61	43
9,124	4,774	4,350	9,077	4,709	4,368	8,219	4,083	4,136	7,954	3,906	4,048	44
338	226	112	349	233	116	283	188	95	283	187	96	45
324	222	102	340	239	101	380	263	117	364	251	113	46
-	-	-	-	-	-	-	-	-	-	-	-	47
130	40	90	135	38	98	124	42	82	118	39	79	48
526	246	280	530	253	277	426	210	216	393	185	208	49
6,300	3,168	3,132	6,233	3,086	3,147	5,802	2,669	3,133	5,654	2,574	3,080	50
1,288	674	614	1,265	660	605	996	530	466	937	492	445	51
209	192	17	215	194	21	199	175	24	195	171	24	52
4	4	-	3	3	-	4	4	-	5	5	-	53
5	2	3	6	3	3	5	2	3	5	2	3	54
6,065	2,549	3,516	6,554	2,755	3,799	6,690	2,350	4,340	6,954	2,545	4,409	55
709	364	345	702	357	345	609	308	301	616	312	304	56
84	48	36	82	49	33	79	43	36	81	43	38	57
157	68	89	149	65	84	121	72	49	115	70	45	58
5,115	2,069	3,046	5,621	2,284	3,337	5,881	1,927	3,954	6,142	2,120	4,022	59

TABLE 261 - SPECIAL INVESTIGATIONS CONDUCTED BY THE OFFICE OF SPECIAL

LINE NUMBER	CLASSIFICATION	1 JAN 1954 THROUGH 30 JUN 1954						1 JUL 1954	
		OPENED			CLOSED			OPEN-	
		Total	Origin	Auxiliary	Total	Origin	Auxiliary	Total	Origin
1	<u>GRAND TOTAL</u> . . . . .	188,912	130,005	58,907	177,487	121,367	56,120	209,552	148,393
2	<u>PERSONNEL INVESTIGATIONS - TOTAL</u> . . . . .	174,728	122,802	51,926	163,275	113,966	49,309	196,109	140,979
3	36 Personnel Security Inves - Special . . . . .	881	346	535	832	323	509	1,207	485
4	37 Atomic Energy "M" Inves . . . . .	240	150	90	274	172	102	1	-
5	38 Integrated Reg AF Officers . . . . .	543	400	143	514	362	152	1,219	1,041
6	39 Cryptographic Personnel . . . . .	11,797	4,072	7,725	11,091	3,772	7,319	13,919	4,827
7	40 AF Civilian Employees . . . . .	10,894	5,795	5,099	9,784	4,492	5,292	14,123	7,769
8	41 AF Military Personnel . . . . .	108,140	80,091	28,049	104,242	77,466	26,776	104,141	76,029
9	42 Facilities Employees . . . . .	1,463	1,309	154	1,362	1,217	145	2,208	1,851
10	43 Contractor Employees . . . . .	25,758	22,531	3,227	23,762	20,521	3,241	28,074	24,476
11	44 Aliens . . . . .	2,613	979	1,634	2,232	854	1,378	1,786	557
12	45 Cadet Trainees . . . . .	316	158	158	318	156	162	184	73
13	46 OSI Personnel . . . . .	4,741	924	3,817	4,540	804	3,736	4,495	842
14	48 Munitions Board Matters . . . . .	-	-	-	-	-	-	-	-
15	51 Air National Guard . . . . .	2,214	1,819	395	1,788	1,449	339	2,571	2,255
16	52 Air Force Inactive Reserve . . . . .	4,199	3,837	362	1,361	1,066	295	20,813	20,177
17	54 National Security Agency Matters . . . . .	437	145	292	714	280	434	906	366
18	57 Atomic Energy "Q" Investigations . . . . .	492	246	246	461	232	229	462	231
19	<u>GENERAL INVESTIGATIONS - TOTAL</u> . . . . .	6,266	4,057	2,209	6,567	4,254	2,313	6,452	4,127
20	5 Bribery . . . . .	66	21	45	61	18	43	60	16
21	6 Homicide . . . . .	158	119	39	160	123	37	168	118
22	7 Sex Offenses . . . . .	1,519	978	541	1,472	933	539	1,721	1,035
23	8 Assault . . . . .	149	135	14	138	125	13	151	141
24	9 Impersonation . . . . .	67	49	18	70	51	19	82	57
25	10 Fraudulent Enlistment, Appointment, Discharge or Separation . . . . .	71	30	41	61	26	35	131	60
26	11 Embezzlement (obsolete) . . . . .	-	-	-	-	-	-	-	-
27	12 Forgery . . . . .	287	178	109	294	177	117	253	133
28	13 Larceny . . . . .	920	648	272	927	642	285	824	614
29	14 Theft of Government Property . . . . .	940	659	281	949	678	271	846	591
30	15 Robbery . . . . .	45	37	8	45	38	7	44	38
31	16 Housebreaking . . . . .	201	176	25	203	179	24	237	161
32	17 Narcotics Violations . . . . .	206	134	72	219	145	74	252	183
33	18 Customs Violations . . . . .	31	15	16	30	17	13	35	18
34	19 Blackmarket Activities . . . . .	37	24	13	44	29	15	33	21
35	20 Property Destruction . . . . .	66	47	19	65	47	18	42	34
36	21 Discrimination . . . . .	1	1	-	1	1	-	5	4
37	22 Intimidation . . . . .	4	4	-	3	3	-	9	9
38	23 Perjury . . . . .	15	6	9	16	7	9	11	8
39	24 Special Inquiry . . . . .	793	354	439	1,124	584	540	671	353
40	25 Improper Use or Diversion of Gov't. Property or Employees . . . . .	46	27	19	50	28	22	38	30
41	26 Misconduct . . . . .	290	196	94	261	169	92	329	224
42	47 Postal Violations . . . . .	198	106	92	203	109	94	233	131
43	50 Counterfeiting . . . . .	4	4	-	4	-	-	7	7
44	53 Reciprocal Investigations . . . . .	81	68	13	92	78	14	188	89
45	55 War Crimes . . . . .	-	-	-	-	-	-	-	-
46	62 Bad Checks . . . . .	71	41	30	75	43	32	82	52
47	<u>COUNTER INTELLIGENCE INVES - TOTAL</u> . . . . .	3,838	1,825	2,013	3,700	1,766	1,934	4,381	2,258
48	27 Espionage . . . . .	119	74	45	102	66	36	164	114
49	28 Sabotage . . . . .	196	141	55	182	126	56	184	122
50	29 Treason . . . . .	-	-	-	-	-	-	-	-
51	30 Sedition . . . . .	-	-	-	-	-	-	-	-
52	31 Disaffection . . . . .	61	19	42	51	19	32	63	23
53	32 Subversive Activities . . . . .	162	78	84	171	77	94	264	132
54	33 Communist Matters . . . . .	2,815	1,209	1,606	2,764	1,209	1,555	2,987	1,460
55	34 Violations of AFR 205-1 . . . . .	391	220	171	360	203	157	605	310
56	35 Vulnerability Tests . . . . .	92	82	10	68	64	4	107	93
57	49 Positive Intelligence . . . . .	1	1	-	2	2	-	3	3
58	56 Ess. Elements of Information . . . . .	1	1	-	-	-	-	4	1
59	<u>PROCUREMENT INVESTIGATIONS - TOTAL</u> . . . . .	4,080	1,321	2,759	3,945	1,381	2,564	2,610	1,029
60	58 Procurement Matters . . . . .	313	157	156	322	162	160	296	151
61	59 Disposal Matters . . . . .	37	16	21	40	17	23	42	27
62	60 Nonappropriated Funds Matters . . . . .	57	39	18	51	37	14	64	33
63	61 Pay and Allowance Matters . . . . .	3,673	1,109	2,564	3,532	1,165	2,367	2,208	818

Source: Directorate of Special Investigations, The Inspector General, Headquarters USAF.

## INVESTIGATIONS, CONTINENTAL US, HAWAII, AND PUERTO RICO - FY 1955 (CONTINUED)

THROUGH 31 DEC 1954			1 JAN 1955 THROUGH 30 JUN 1955						PENDING			LINE NUMBER	
ED	CLOSED		OPENED			CLOSED			30 JUNE 1955				
Aux- iliary	Total	Origin	Aux- iliary	Total	Origin	Aux- iliary	Total	Origin	Aux- iliary	Total	Origin		Aux- iliary
61,159	193,322	134,787	58,535	241,495	168,660	72,835	223,778	159,358	64,420	71,791	49,346	22,445	1
55,130	179,693	127,406	52,287	226,808	160,437	66,371	208,847	150,938	57,909	68,880	47,317	21,563	2
722	1,185	472	713	1,111	395	716	1,018	365	653	225	110	115	3
1	3	-	3	-	-	-	-	-	-	-	-	-	4
178	1,232	1,054	178	617	505	112	591	497	94	113	72	41	5
9,092	11,843	3,742	8,101	21,163	8,008	13,155	18,858	6,384	12,474	7,162	4,105	3,057	6
6,354	12,646	6,500	6,146	16,117	10,433	5,684	14,675	9,312	5,363	5,886	4,129	1,757	7
28,112	99,388	72,367	27,021	122,926	87,553	35,373	103,671	74,755	28,916	41,804	28,406	13,398	8
357	1,999	1,713	286	3,333	2,877	456	3,030	2,618	412	766	615	151	9
3,598	25,732	22,650	3,082	37,801	33,300	4,501	37,547	33,482	4,065	7,608	6,099	1,509	10
1,229	2,073	673	1,400	1,729	565	1,164	1,674	560	1,114	1,020	496	524	11
111	206	87	119	756	515	241	308	273	35	500	270	230	12
3,653	4,541	898	3,643	4,116	842	3,274	3,931	812	3,119	647	246	401	13
-	-	-	-	-	-	-	-	-	-	-	-	-	14
316	2,779	2,454	325	2,978	2,612	366	2,591	2,290	301	724	589	135	15
636	14,882	14,323	559	13,219	12,460	759	19,958	19,197	761	2,165	1,992	173	16
540	706	234	472	752	277	475	763	277	486	256	186	70	17
231	478	239	239	190	95	95	232	116	116	4	2	2	18
2,325	6,366	4,077	2,289	6,489	4,187	2,302	6,563	4,260	2,303	1,013	774	339	19
44	63	20	43	34	9	25	32	9	23	9	4	5	20
50	161	112	49	142	108	34	151	114	37	18	16	2	21
686	1,711	1,046	665	1,582	993	589	1,596	990	606	279	217	62	22
10	154	143	11	179	175	4	182	175	7	19	19	-	23
25	77	54	23	74	53	21	76	55	21	8	6	2	24
71	105	45	60	514	201	313	492	190	302	64	34	30	25
-	-	-	-	-	-	-	-	-	-	-	-	-	26
120	261	147	114	274	160	114	281	164	117	42	33	9	27
210	831	615	216	779	577	202	817	612	205	101	86	15	28
255	848	586	262	857	631	226	873	646	227	143	118	25	29
6	41	35	6	69	63	6	71	64	7	7	7	-	30
76	237	157	80	211	182	29	220	191	29	36	35	1	31
69	243	172	71	252	137	115	245	138	107	46	34	12	32
17	32	14	18	24	13	11	29	16	13	2	2	-	33
12	39	26	13	58	27	31	57	27	30	6	5	1	34
8	52	41	11	67	53	14	62	49	13	9	8	1	35
1	4	3	1	-	-	-	1	1	-	-	-	-	36
-	10	10	-	4	4	-	3	3	-	1	1	-	37
3	4	4	-	72	31	41	44	17	27	35	18	17	38
318	641	331	310	479	278	201	508	300	208	61	37	24	39
18	40	32	8	45	31	14	46	31	15	7	6	1	40
105	338	235	103	421	252	169	397	231	166	68	53	15	41
102	224	125	99	208	114	94	223	128	95	26	17	9	42
-	8	8	-	5	5	-	3	3	-	2	2	-	43
99	164	67	97	74	54	20	88	68	20	12	9	3	44
-	-	-	-	-	-	-	-	-	-	-	-	-	45
30	78	49	29	65	36	29	66	38	28	12	7	5	46
2,123	4,254	2,140	2,114	4,743	2,516	2,227	4,823	2,569	2,254	1,058	697	361	47
50	181	121	60	174	112	62	168	112	56	18	11	7	48
62	182	125	57	140	100	40	158	114	44	24	19	5	49
-	-	-	-	-	-	-	-	-	-	-	-	-	50
-	-	-	-	-	-	-	-	-	-	-	-	-	51
40	67	20	47	67	17	50	69	18	51	15	10	5	52
132	222	108	114	262	114	148	308	145	163	38	24	14	53
1,527	2,890	1,365	1,525	3,313	1,708	1,605	3,343	1,721	1,622	802	515	287	54
295	577	289	288	683	364	319	688	371	317	136	95	41	55
14	127	107	20	102	99	3	88	87	1	24	22	2	56
-	3	3	-	1	1	-	-	-	-	1	1	-	57
3	5	2	3	1	1	-	1	1	-	-	-	-	58
1,581	3,009	1,164	1,845	3,455	1,520	1,935	3,545	1,591	1,954	840	558	282	59
145	294	150	144	413	213	200	408	207	201	110	76	34	60
15	41	26	15	42	21	21	41	23	18	10	7	3	61
31	64	33	31	93	35	58	85	32	53	27	16	11	62
1,390	2,610	955	1,655	2,907	1,251	1,656	3,011	1,329	1,682	693	459	234	63

TABLE 262 - AIR PROVOST MARSHAL

(Offenses as listed below are chargeable to the average daily strength as defined in AFM 171-6, Chapter 14, Paragraph (excluding those persons on TDY and Missing) of Air Force Units. SCARWAF Personnel will be included if court-martial with other offenses. Therefore, this table replaces Tables 244; 247; and 249, FY 1954.)

ACTIVITY AND MONTH	TOTAL	CONTINENTAL U S							
		Total	ADC	AFPC	AMC	APGC	ARDC	ATC	AU
<b>Absent Without Leave (AWOL)</b>									
July (1954)	2,933	2,778	231	-	73	37	37	1,407	18
August	2,670	2,524	214	-	49	31	45	1,328	13
September	2,519	2,370	193	-	62	25	43	1,167	10
October	1,990	1,831	176	-	56	29	47	845	6
November	1,425	1,321	138	-	29	19	28	607	15
December	1,395	1,296	160	-	42	26	11	501	10
January (1955)	1,874	1,717	162	-	55	11	44	862	8
February	1,297	1,192	128	-	25	8	25	560	8
March	1,511	1,405	121	1	40	11	19	669	11
April	1,460	1,354	108	-	50	13	31	672	5
May	1,498	1,400	116	-	45	15	19	652	6
June	1,652	1,550	134	-	66	30	23	749	7
<b>Voluntarily Returned c/</b>									
July (1954)	1,977	1,849	199	-	54	27	32	876	11
August	1,810	1,689	137	-	45	20	32	883	14
September	1,689	1,576	138	-	46	19	32	773	8
October	1,391	1,256	149	-	38	32	22	545	2
November	969	888	101	-	32	17	20	375	9
December	825	745	103	-	20	23	8	260	10
January (1955)	1,335	1,208	123	-	49	8	25	559	8
February	829	748	85	-	19	8	16	330	8
March	993	899	73	-	32	8	18	393	8
April	954	871	87	-	34	15	22	404	4
May	836	768	89	-	23	11	12	333	2
June	992	913	83	-	45	19	19	407	6
<b>Apprehended c/</b>									
July (1954)	583	556	27	-	8	-	6	320	2
August	575	548	50	-	16	-	10	279	3
September	540	503	23	-	3	1	11	307	2
October	427	412	19	-	7	-	10	243	2
November	300	276	15	-	6	-	8	157	3
December	285	272	33	-	4	-	4	150	2
January (1955)	434	409	33	-	12	-	11	228	-
February	324	305	27	-	9	-	7	172	-
March	399	367	42	-	4	-	2	196	1
April	397	374	32	-	14	4	7	183	2
May	343	316	21	-	20	4	3	147	-
June	413	399	49	-	16	3	7	194	-
<b>Apprehended By Civil Authorities c/</b>									
January (1955)	205	202	24	-	6	-	7	102	-
February	137	130	10	-	5	-	5	66	-
March	201	195	30	-	3	-	1	91	-
April	210	202	17	-	8	-	5	103	-
May	163	161	13	-	11	1	2	72	-
June	222	222	30	-	8	1	3	101	-
<b>Apprehended By Military Authorities c/</b>									
January (1955)	229	207	9	-	6	-	4	126	-
February	187	175	17	-	4	-	2	106	-
March	183	157	12	-	1	-	1	105	1
April	187	172	15	-	6	4	2	80	2
May	180	155	8	-	9	3	1	75	-
June	194	180	19	-	8	2	4	93	-
<b>Drunk and Disorderly</b>									
July (1954)	1,988	1,439	80	-	58	7	37	623	17
August	1,961	1,346	103	-	52	-	59	549	8
September	2,003	1,410	71	-	46	12	37	624	5
October	2,014	1,440	90	-	62	13	31	643	6
November	2,002	1,473	90	-	77	17	38	582	24
December	1,905	1,320	116	-	80	12	17	503	14
<b>Serious Crimes</b>									
July (1954)	322	229	12	-	1	-	4	121	-
August	304	249	9	-	3	-	3	126	-
September	275	208	8	-	14	-	3	90	1
October	270	199	4	-	6	-	5	92	-
November	333	235	8	-	-	-	9	104	-
December	248	201	7	-	1	-	10	83	-



TABLE 262 - AIR PROVOST MARSHAL

(See first page of this

ACTIVITY AND MONTH	TOTAL	CONTINENTAL U S							
		Total	ADC	AFPC	AMC	APGC	ARDC	ATC	AU
<b>Offenders</b>									
July (1954) . . . . .	17,280	13,227	858	-	382	181	301	5,288	63
August . . . . .	17,206	13,397	881	-	359	135	346	5,070	87
September . . . . .	16,863	12,866	792	-	395	172	314	5,261	94
October . . . . .	16,313	12,126	807	-	452	126	209	4,480	57
November . . . . .	16,140	12,355	821	-	339	162	226	4,445	60
December . . . . .	15,054	11,103	1,008	-	346	132	195	3,824	57
January (1955) . . . . .	14,828	11,259	1,049	-	361	112	218	4,020	73
February . . . . .	13,010	9,864	948	-	333	115	166	3,806	85
March . . . . .	15,244	10,786	956	-	464	113	292	4,062	63
April . . . . .	15,740	10,898	855	-	471	177	99	3,640	78
May . . . . .	15,746	10,636	848	-	352	139	260	3,814	94
June . . . . .	15,657	10,914	791	-	456	104	256	4,117	96
<b>Military Offenses</b>									
January (1955) . . . . .	10,844	8,085	636	-	274	72	168	2,640	53
February . . . . .	9,291	6,802	724	-	261	82	126	2,522	51
March . . . . .	10,676	7,158	647	-	366	83	192	2,519	42
April . . . . .	10,389	6,729	593	-	331	148	82	2,193	52
May . . . . .	10,154	6,363	600	-	230	54	172	2,189	82
June . . . . .	10,432	6,660	585	-	348	49	163	2,405	58
<b>Felonies</b>									
January (1955) . . . . .	334	297	9	-	-	-	1	181	-
February . . . . .	339	285	14	-	1	-	1	202	-
March . . . . .	342	275	6	-	3	-	-	187	-
April . . . . .	244	198	8	-	-	-	-	123	2
May . . . . .	278	198	16	-	2	-	5	120	-
June . . . . .	316	252	6	-	3	-	1	170	-
<b>Other Civil Type</b>									
<b>Offenses</b>									
January (1955) . . . . .	3,650	2,877	404	-	87	40	49	1,199	20
February . . . . .	3,380	2,777	210	-	71	33	39	1,082	34
March . . . . .	4,226	3,353	303	-	95	30	100	1,356	21
April . . . . .	5,107	3,971	254	-	140	29	17	1,324	24
May . . . . .	5,314	4,075	232	-	120	85	83	1,505	12
June . . . . .	4,909	4,002	200	-	105	55	92	1,542	38
<b>Insubordinate Conduct</b>									
July (1954) . . . . .	549	363	48	-	8	3	29	195	-
August . . . . .	533	235	44	-	11	6	25	73	1
September . . . . .	522	306	45	-	14	6	47	100	-
October . . . . .	462	313	60	-	24	4	6	92	-
November . . . . .	531	229	24	-	14	5	7	54	-
December . . . . .	512	236	54	-	17	-	11	75	-
<b>Larceny, Housebreaking, Burglary and Robbery</b>									
July (1954) . . . . .	507	399	29	-	7	-	14	223	1
August . . . . .	563	480	25	-	13	-	18	280	5
September . . . . .	642	475	24	-	7	8	9	307	2
October . . . . .	543	387	28	-	12	-	6	253	1
November . . . . .	464	401	17	-	2	-	7	272	1
December . . . . .	546	447	25	-	4	-	3	262	2
<b>Selling, Disposing or Destroying Military Property of USAF</b>									
July (1954) . . . . .	43	28	1	-	2	-	1	13	-
August . . . . .	61	23	1	-	2	-	-	13	-
September . . . . .	60	42	2	-	1	-	2	12	-
October . . . . .	55	23	5	-	-	-	-	12	-
November . . . . .	43	28	1	-	-	-	1	20	-
December . . . . .	80	67	11	-	-	-	-	14	-
<b>Sentenced Prisoners</b>									
July (1954) . . . . .	2,135	1,728	158	-	28	6	56	816	3
August . . . . .	2,184	1,812	226	-	36	10	50	821	9
September . . . . .	2,270	1,928	161	-	34	14	48	1,000	9
October . . . . .	2,173	1,863	148	-	36	12	43	944	9
November . . . . .	2,044	1,776	153	-	30	13	29	936	11
December . . . . .	1,663	1,438	117	-	30	10	38	755	6





TABLE 262 - AIR PROVOST MARSHAL

(See first page of this

ACTIVITY AND MONTH	TOTAL	CONTINENTAL U S							
		Total	ADC	AFFC	AMC	APGC	ARDC	ATC	AU
<b>Unsentenced Prisoners</b>									
July (1954)	1,462	1,252	113	-	35	13	35	516	7
August	1,489	1,264	129	-	35	13	32	486	11
September	1,477	1,238	98	-	35	9	21	534	9
October	1,452	1,207	90	-	31	4	41	524	8
November	1,409	1,165	92	-	33	4	38	540	5
December	1,328	1,085	71	-	27	6	24	534	8
<b>AF Prisoners with Punitive Discharge or Dismissal</b>									
January (1955)	d/ 822	549	41	-	19	1	11	279	-
February	d/ 775	515	63	-	15	3	8	247	-
March	d/ 767	521	51	-	5	5	8	246	-
April	d/ 816	541	43	-	5	1	10	255	-
May	d/ 811	563	46	-	4	-	12	248	2
June	d/ 784	506	39	-	8	-	11	201	-
<b>AF Prisoners without Punitive Discharge and 1-44 Days Confinement</b>									
January (1955)	809	675	58	-	7	9	22	274	4
February	641	480	37	-	6	4	18	230	4
March	747	589	60	-	5	6	16	225	2
April	671	519	50	-	8	4	17	188	10
May	704	534	50	-	7	2	9	218	4
June	770	599	64	-	19	6	16	222	5
<b>AF Prisoners without Punitive Discharge and 45 or more days Confinement</b>									
January (1955)	d/ 1,098	831	47	-	13	6	20	400	5
February	d/ 1,178	883	77	-	18	6	35	389	2
March	d/ 1,202	918	75	-	17	7	38	408	5
April	d/ 1,254	995	90	-	14	5	39	436	4
May	d/ 1,214	955	71	-	11	4	40	429	4
June	d/ 1,188	973	79	-	21	6	33	435	1
<b>AF Casual Prisoners</b>									
January (1955)	223	220	22	-	11	-	7	101	-
February	157	152	18	-	13	2	6	39	1
March	145	140	15	-	10	1	1	46	4
April	167	163	28	-	11	2	5	36	3
May	170	160	21	-	13	2	13	55	1
June	184	171	25	-	22	2	8	36	3
<b>Other Service Prisoners Detained</b>									
July (1954)	759	707	99	-	44	-	14	227	10
August	703	646	93	-	57	4	23	228	9
September	733	690	95	-	76	2	34	227	8
October	592	537	48	-	45	1	15	161	6
November	630	563	59	-	37	1	9	149	8
December	613	550	47	-	45	-	9	188	2
January (1955)	489	455	32	-	31	-	3	144	7
February	372	341	34	-	26	1	15	90	3
March	435	400	38	-	20	1	14	117	4
April	335	300	31	-	17	-	4	82	3
May	374	347	33	-	26	1	5	113	2
June	347	327	41	-	16	-	8	109	5
<b>Minimum Custody Prisoners</b>									
July (1954)	d/ 1,584	1,188	115	-	18	11	28	583	1
August	d/ 1,512	1,145	95	-	21	11	25	540	2
September	d/ 1,678	1,307	80	-	18	9	26	768	7
October	d/ 1,681	1,332	88	-	23	11	19	751	4
November	d/ 1,357	970	68	-	18	5	18	459	5
December	d/ 1,471	1,126	75	-	14	6	22	711	1
January (1955)	d/ 1,450	1,043	102	-	15	8	17	511	6
February	d/ 1,419	994	59	-	22	6	21	496	3
March	d/ 1,487	1,092	108	-	17	10	28	493	7
April	d/ 1,533	1,150	110	-	15	6	26	521	5
May	d/ 1,424	994	89	-	20	2	18	444	4
June	d/ 1,359	978	96	-	19	4	21	422	3



TABLE 262 - AIR PROVOST MARSHAL

(See first page of this

ACTIVITY AND MONTH	TOTAL	CONTINENTAL U S							
		Total	ADC	AFFC	AMC	APGC	ARDC	ATC	AU
<u>Medium Custody</u>									
<u>Prisoners</u>									
July (1954) . . . . .	1,952	1,630	135	-	40	3	62	716	8
August . . . . .	1,990	1,702	163	-	52	10	39	744	18
September . . . . .	1,970	1,658	126	-	54	8	40	721	10
October . . . . .	1,958	1,633	136	-	49	1	62	680	13
November . . . . .	1,887	1,586	129	-	45	8	44	696	10
December . . . . .	1,669	1,365	112	-	37	8	37	577	12
January (1955) . . . . .	2,210	1,918	107	-	32	10	57	983	19
February . . . . .	1,944	1,585	160	-	39	9	59	688	10
March . . . . .	1,975	1,621	127	-	38	8	51	683	13
April . . . . .	1,920	1,548	148	-	47	7	49	608	17
May . . . . .	2,043	1,696	124	-	55	8	62	720	11
June . . . . .	2,059	1,693	126	-	71	9	55	682	11
<u>Maximum Custody</u>									
<u>Prisoners</u>									
July (1954) . . . . .	396	238	28	-	9	5	1	34	1
August . . . . .	422	236	22	-	7	2	26	44	-
September . . . . .	334	224	23	-	9	6	3	33	1
October . . . . .	284	192	13	-	7	4	3	42	-
November . . . . .	279	182	17	-	9	5	5	50	1
December . . . . .	246	147	20	-	9	2	3	37	1
January (1955) . . . . .	315	195	8	-	9	1	6	63	1
February . . . . .	296	211	16	-	9	2	5	79	1
March . . . . .	250	170	10	-	4	3	3	73	-
April . . . . .	249	172	15	-	6	2	5	63	1
May . . . . .	242	168	18	-	9	3	4	49	6
June . . . . .	d/ 324	196	26	-	11	5	4	50	8
<u>Prisoners in AF Confinement Facilities</u>									
July (1954) . . . . .	d/ 3,932	3,056	278	-	67	19	91	1,333	10
August . . . . .	d/ 3,924	3,083	280	-	80	23	90	1,328	20
September . . . . .	d/ 4,636	3,816	354	-	145	25	63	1,761	26
October . . . . .	d/ 4,407	3,607	286	-	112	17	99	1,629	23
November . . . . .	d/ 4,302	3,504	304	-	100	18	76	1,625	24
December . . . . .	d/ 3,837	3,073	235	-	102	16	71	1,477	16
January (1955) . . . . .	d/ 3,979	3,156	217	-	56	19	80	1,557	26
February . . . . .	d/ 3,659	2,790	235	-	70	17	85	1,263	14
March . . . . .	d/ 3,712	2,883	245	-	59	21	82	1,249	20
April . . . . .	d/ 3,697	2,869	273	-	68	15	80	1,192	23
May . . . . .	d/ 3,709	2,858	231	-	84	13	84	1,213	21
June . . . . .	e/ 3,738	2,863	248	-	101	18	76	1,154	22
<u>Security Violations</u>									
<u>Safeguarding</u>									
July (1954) . . . . .	220	171	9	-	61	-	18	17	-
August . . . . .	202	153	14	-	51	1	18	39	1
September . . . . .	189	146	28	2	34	1	13	37	-
October . . . . .	214	99	18	-	28	-	15	18	-
November . . . . .	236	158	11	-	19	3	18	52	-
December . . . . .	188	133	12	-	26	-	14	29	-
<u>Security Violations</u>									
<u>Trespassing</u>									
July (1954) . . . . .	109	48	4	-	2	-	4	-	-
August . . . . .	134	58	-	-	1	-	1	2	-
September . . . . .	121	57	14	-	-	-	-	1	-
October . . . . .	294	253	6	-	2	-	-	6	-
November . . . . .	188	147	6	-	-	-	-	7	-
December . . . . .	130	49	-	-	-	-	-	-	-
<u>Security Violations</u>									
<u>Involving Compromise</u>									
January (1955) . . . . .	b/ 34	b/ 26	-	-	8	-	1	1	-
February . . . . .	b/ 44	b/ 40	-	-	7	-	1	2	-
March . . . . .	b/ 46	b/ 38	3	-	9	-	1	1	-
April . . . . .	b/ 20	b/ 14	-	-	7	-	-	3	-
May . . . . .	b/ 54	b/ 44	2	-	3	1	2	3	2
June . . . . .	b/ 36	b/ 33	4	-	7	-	1	3	-

## ACTIVITIES DATA - FY 1955 (CONTINUED)

table for headnote.)

ConAC	HqCOM	MATS a/	SAC b/	TAC	OVERSEAS						ACTIVITY AND MONTH
					Total	AAC	CA1rC	FEAF	NEAC	USAFE	
											<u>Medium Custody</u>
											<u>Prisoners</u>
29	27	73	424	113	322	15	1	169	18	119	July (1954)
26	22	77	443	108	288	17	-	147	13	111	August
38	26	81	450	104	312	9	-	171	17	115	September
36	21	82	419	134	325	14	1	197	14	99	October
28	12	81	399	134	301	15	-	178	6	102	November
26	11	86	351	108	304	16	-	167	27	94	December
27	11	83	436	153	292	13	-	169	19	91	January (1955)
14	-	91	377	138	359	17	-	233	21	88	February
27	13	110	434	117	354	25	-	209	19	101	March
32	5	99	406	130	372	14	-	224	27	107	April
50	3	76	462	125	347	26	1	199	26	95	May
57	12	94	440	136	366	19	-	202	22	123	June
											<u>Maximum Custody</u>
											<u>Prisoners</u>
16	1	9	99	35	158	6	-	132	-	20	July (1954)
23	-	6	73	33	186	3	-	132	1	50	August
21	1	20	87	20	110	1	-	93	3	13	September
24	-	14	82	3	92	4	-	79	1	8	October
11	-	6	77	1	97	6	1	78	2	10	November
12	-	4	54	5	99	8	-	82	2	7	December
20	-	8	77	4	120	10	-	100	-	10	January (1955)
20	-	9	6	4	85	2	-	79	-	4	February
1	-	10	61	5	80	4	1	71	-	4	March
5	-	8	60	7	77	5	1	54	7	10	April
4	-	5	64	6	74	4	-	57	7	6	May
4	-	1	75	12	85	5	1	62	11	6	June
											<u>Pris in AF Conf</u>
											<u>Facilities</u>
110	39	123	742	244	661	36	4	359	23	239	July (1954)
125	33	127	735	242	648	25	4	363	27	229	August
140	37	174	874	217	624	18	4	360	27	215	September
150	30	198	841	222	610	29	6	366	25	184	October
133	25	179	806	214	579	27	8	339	23	182	November
105	20	152	688	191	531	28	5	310	42	146	December
122	12	142	703	222	572	32	4	368	30	138	January (1955)
112	6	148	605	235	585	29	2	392	28	134	February
108	22	169	714	194	570	36	4	352	31	147	March
133	20	162	692	211	585	25	3	335	44	178	April
114	16	141	738	203	567	39	4	330	43	151	May
125	25	145	729	220	555	27	4	323	37	164	June
											<u>Scty Violations</u>
											<u>Safeguarding</u>
-	-	3	61	2	49	15	-	9	1	24	July (1954)
2	-	5	17	5	49	5	2	24	1	17	August
3	-	2	25	1	43	13	2	11	-	17	September
4	-	7	2	7	115	5	1	89	4	16	October
5	1	23	21	5	78	1	1	42	7	27	November
1	1	6	40	4	55	2	2	28	4	19	December
											<u>Scty Violations</u>
											<u>Trespassing</u>
-	-	-	29	9	61	6	-	26	19	10	July (1954)
-	-	9	44	1	76	2	-	47	2	25	August
-	-	8	31	3	64	6	-	45	2	11	September
-	-	2	235	2	41	1	-	19	9	12	October
-	-	5	126	3	41	19	-	12	-	10	November
-	-	3	43	3	81	54	-	16	-	11	December
											<u>Scty Violations</u>
											<u>Involg Comp</u>
1	-	2	8	-	8	-	-	5	1	2	January (1955)
1	-	11	7	1	4	-	-	-	1	3	February
-	-	8	4	-	8	1	-	6	-	1	March
-	-	1	3	-	6	2	-	2	1	1	April
-	-	2	7	-	10	1	-	4	-	5	May
-	-	2	8	1	3	-	-	-	-	3	June

TABLE 262 - AIR PROVOST MARSHAL

(See first page of this

ACTIVITY AND MONTH	TOTAL	CONTINENTAL U S							
		Total	ADC	APFC	AMC	APGC	ARDC	ATC	AU
<b>Security Violations Not Involving Compromise</b>									
January (1955) . . . . .	235	173	16	-	36	-	10	18	1
February . . . . .	230	180	28	-	54	1	12	25	2
March . . . . .	240	184	10	3	50	2	19	29	3
April . . . . .	261	214	45	-	35	1	9	35	-
May . . . . .	248	210	35	-	42	4	23	41	4
June . . . . .	405	360	47	-	33	1	22	76	-
<b>Personnel Punished Under Article 15, UCMJ</b>									
July (1954) . . . . .	7,455	5,734	520	-	130	47	127	2,677	37
August . . . . .	6,982	5,206	419	-	147	40	135	2,424	40
September . . . . .	7,074	5,423	412	-	168	54	159	2,604	46
October . . . . .	6,653	5,040	453	-	168	53	129	2,202	27
November . . . . .	6,309	4,677	372	-	142	61	92	2,228	31
December . . . . .	5,297	3,736	370	-	120	43	76	1,330	34
January (1955) . . . . .	6,273	4,765	389	-	136	53	106	2,091	41
February . . . . .	5,993	4,495	387	-	159	31	88	1,997	28
March . . . . .	6,994	5,252	416	-	170	32	136	2,238	44
April . . . . .	6,599	4,818	371	-	197	48	69	2,030	49
May . . . . .	6,480	4,687	451	-	163	36	81	1,855	27
June . . . . .	6,911	5,073	371	-	186	42	87	2,373	35
<b>Government Property Lost or Stolen g/</b>									
July (1954) . . . . .	\$ 95,306	\$ 42,324	\$ 2,789	-	\$ 4,856	\$ 394	\$ 761	\$ 6,084	\$ 16
August . . . . .	101,116	41,915	3,415	-	5,979	2,780	892	7,629	66
September . . . . .	93,297	52,411	2,767	-	18,254	693	1,682	7,961	76
October . . . . .	74,702	39,929	1,889	-	7,377	155	921	12,138	77
November . . . . .	123,658	48,228	2,398	-	11,894	170	4,583	6,047	101
December . . . . .	135,524	39,342	3,469	-	6,420	338	1,905	4,689	168
January (1955) . . . . .	130,501	59,652	3,794	-	19,931	215	1,174	13,349	92
February . . . . .	109,243	41,928	2,682	57	4,069	157	1,456	8,069	27
March . . . . .	126,142	47,887	2,602	-	7,358	2,311	3,662	8,604	140
April . . . . .	94,654	48,773	2,839	-	14,015	1,216	1,958	6,716	229
May . . . . .	153,003	69,508	4,524	17	35,953	226	1,430	3,720	106
June . . . . .	93,786	37,430	3,727	-	5,499	783	685	9,922	7
<b>Government Property (Lost or Stolen) Recovered g/</b>									
July (1954) . . . . .	\$ 55,530	\$ 17,577	\$ 196	-	\$ 3,406	\$ 2	\$ 321	\$ 1,832	\$ 16
August . . . . .	69,551	21,388	1,085	-	10,043	-	300	2,113	52
September . . . . .	44,878	30,157	694	-	15,957	-	456	4,305	8
October . . . . .	43,946	16,396	1,297	-	5,097	-	453	2,917	64
November . . . . .	59,316	26,399	915	-	14,146	156	2,432	1,508	-
December . . . . .	90,628	16,684	1,645	-	7,613	160	776	907	-
January (1955) . . . . .	93,655	26,040	1,051	-	10,926	-	794	4,486	27
February . . . . .	61,113	21,326	343	-	10,883	-	29	1,927	3
March . . . . .	73,758	18,533	808	-	3,304	304	573	3,769	90
April . . . . .	60,061	24,934	1,452	-	9,501	425	890	765	68
May . . . . .	100,969	34,858	2,217	-	20,089	-	119	1,436	66
June . . . . .	62,886	17,785	820	-	8,042	28	133	1,979	-

a/ Includes Air Force installations overseas under jurisdiction of MATS.

b/ Includes Air Force installations overseas under jurisdiction of SAC.

c/ Air Force military personnel absent without leave.

d/ Includes prisoners in 3320th Retraining Group which could not be broken down by command.

## ACTIVITIES DATA -- FY 1955 (CONTINUED)

table for headnote.)

ComAC	Hq COM	MATS a/	SAC b/	TAC	OVERSEAS						ACTIVITY AND MONTH	
					Total	AAC	CAirC	FEAF	NEAC	USAF		
												<u>Scty Violations</u>
												<u>Not Inv Comp</u>
10	-	2	70	10	62	-	3	44	4	11		January (1955)
6	1	6	43	2	50	-	-	33	-	17		February
4	2	12	44	6	56	1	-	29	2	24		March
10	1	1	48	29	47	-	1	15	4	27		April
10	1	7	42	1	38	-	-	7	-	31		May
5	2	5	152	17	45	2	-	7	3	33		June
												<u>Pers Punished</u>
												<u>Art 15, UCMJ</u>
297	45	320	1,229	305	1,721	160	9	802	86	664		July (1954)
236	34	243	1,184	304	1,776	157	9	818	78	714		August
189	50	269	1,155	317	1,651	108	15	795	76	657		September
175	43	304	1,181	305	1,613	122	12	714	86	679		October
152	44	232	1,103	220	1,632	146	7	801	53	625		November
138	34	195	1,167	229	1,561	128	10	811	69	543		December
137	33	252	1,232	295	1,508	129	4	646	71	658		January (1955)
126	35	246	1,183	215	1,498	126	10	646	64	652		February
107	30	344	1,468	267	1,742	110	12	845	64	711		March
193	42	230	1,345	244	1,781	139	9	819	68	746		April
134	42	243	1,241	414	1,793	94	6	911	88	694		May
135	41	272	1,307	224	1,838	131	12	764	125	806		June
												<u>Gov't Prop Lost</u>
												<u>or Stolen g/</u>
\$ 3,746	\$ 172	\$ 2,267	\$ 16,970	\$ 4,269	\$ 52,982	\$ 2,859	\$ 15	\$ 38,506	\$ 639	\$ 10,963		July (1954)
2,127	-	2,734	13,670	2,623	59,201	3,178	20	31,828	2,604	21,571		August
525	100	1,951	15,474	2,928	40,886	1,990	-	32,804	1,905	4,187		September
203	-	3,084	11,766	2,325	34,773	3,651	-	18,379	936	11,807		October
502	17	9,503	10,067	2,946	75,430	6,151	67	27,086	908	41,218		November
817	30	3,242	16,457	1,807	96,182	4,795	118	78,616	796	11,857		December
725	54	1,696	13,634	4,988	70,849	3,762	-	53,058	1,302	12,727		January (1955)
1,264	50	1,658	18,156	4,283	67,315	3,228	-	53,693	1,167	9,227		February
818	105	6,958	12,825	2,504	78,255	2,836	21	51,054	2,670	21,674		March
578	272	4,071	21,094	4,785	45,881	2,154	23	28,583	1,182	13,939		April
409	250	2,640	17,477	2,756	83,495	1,614	330	74,021	2,803	4,727		May
1,698	494	2,194	10,150	2,271	56,356	4,527	-	42,985	1,667	7,177		June
												<u>Gov't Prop (Lost</u>
												<u>or Stolen)</u>
\$ 3,235	\$ -	\$ 658	\$ 6,095	\$ 1,822	\$ 37,953	\$ 292	-	\$ 28,974	\$ 390	\$ 8,297		Recovered
29	-	3,240	2,223	2,303	48,163	287	-	26,153	1,365	20,358		July (1954)
58	-	427	7,134	1,118	14,721	1,000	-	8,716	1,572	3,433		August
47	-	380	5,191	950	27,550	2,311	-	24,151	207	881		September
44	-	3,487	3,232	479	32,917	3,020	-	16,095	788	13,014		October
157	-	1,120	3,817	489	73,944	1,373	-	61,195	64	11,312		November
120	-	1,109	4,292	3,235	67,615	231	-	59,319	294	7,771		December
187	-	328	4,710	2,916	39,787	678	-	34,208	251	4,650		January (1955)
70	20	4,410	4,915	270	55,225	1,280	-	40,091	895	12,959		February
-	-	748	7,691	3,394	35,127	1,018	-	22,103	374	11,632		March
48	-	1,265	9,501	117	66,111	8	-	63,311	381	2,411		April
423	-	770	5,007	583	45,101	3,171	-	38,320	400	3,210		May
												June

e/ Includes prisoners in 3750th Confinement Screening Group which could not be broken down by command.

f/ Includes Security Violations which occurred in Hq USAF and USAFSS.

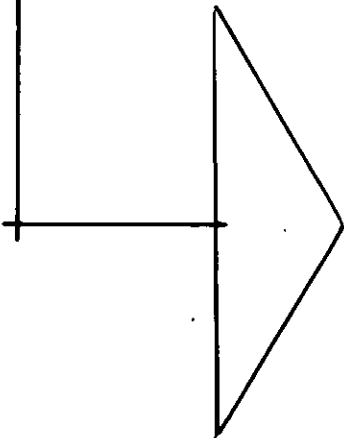
g/ Monetary Value rounded to nearest dollar.

Source: Executive Office, Director, Air Provost Marshal, Hq USAF





Components etc.



**PART XVI**



## COMPONENTS

## DEFINITIONS

## AF RESERVE

ACTIVE DUTY FOR TRAINING

Full-time duty with the active establishment for the purpose of training. All tours accomplished under the provisions of AFR 35-76 are included in this definition.

AIR FORCE RESERVE SPECIALIST TRAINING CENTER UNIT

A non-Table of Organization, composite type unit composed of persons who will be required in the event of full and/or partial mobilization, and who may possess either Ready Reserve or Standby Reserve status.

AIR FORCE RESERVE TRAINING CENTER

A Table of Distribution unit of the regular Air Force, comprising such equipment, facilities and permanent party personnel as are necessary to conduct the training and administration of the Reserve T/O&E units assigned to it and to conduct the administration of unassigned Reservists.

AERIAL PORT SQUADRONS (AP Sq)

T/O units whose personnel are trained in the functions carried on at air terminals and whose specialty is loading, unloading and dropping of supplies from aircraft.

AF RESERVE COMBAT SUPPORT TRAINING (AFRCST)

T/O units, such as Air Depot Wings, whose personnel are trained in logistical functions to the combat units.

AF RESERVE COMBAT TRAINING (AFRCT)

T/O units whose personnel are trained in direct combat and close supporting functions.

AIRWAYS AND AIR COMMUNICATIONS SQUADRON (AACS)

T/O units whose personnel are trained in communications with aircraft in flight as well as with airways stations for the purpose of safe movement of aircraft.

AIR RESERVE SQUADRONS (Air National Guard Nurse Training) (ARS (ANT))

Non-T/O units made up of nurses whose personnel are attached to, and train with, Air National Guard units.

AIR RESERVE SQUADRON (Navigational Training) (ARS (Nav))

Non-T/O units made up of navigators who train in navigational methods and procedures.

AIR RESERVE UNIT PERSONNEL (General Training) (ARU (Gen))

Those AF Reserve personnel, who are assigned to Non T/O AF Reserve units, and participate in individual general type training.

AIR RESERVE UNIT PERSONNEL (Specialized Training for Non-pay) (ARU (S-NP))

Those AF Reserve personnel, who are assigned to Non T/O AF Reserve Units and participate in individual specialized type training, but do not qualify for inactive duty training pay.

AIR RESERVE UNIT PERSONNEL (Specialized Training for Pay) (ARU (S-P))

Those AF Reserve personnel who are assigned to Non T/O AF Reserve units and participate in individual specialized type training and who qualify for inactive duty training pay.

AF RESERVE FLYING TRAINING (AFRFT)

T/O units whose personnel participate in training that would enable them to train pilots in case of mobilization (AFRFT was composed of six Pilot Training Wings until May 1955 at which time these wings were redesignated AF Reserve Combat Training Wings).

INACTIVE STATUS LIST RESERVE SECTION (ISLRS)

All personnel within the Standby Reserve of the Air Force Reserve who have completed their total obligated Reserve service as required by law, who are unable, or unwilling, to participate in prescribed training, who request such status and whose continued retention in the Air Force Reserve is determined to be in the best interest of the Air Force.

**COMPONENTS (CONTINUED)**  
**AF RESERVE (CONTINUED)**

INELIGIBLE RESERVE SECTION (IRS)

Those personnel who by law have a reserve obligation but do not, and are not, required to participate in any kind of reserve training.

INACTIVE DUTY TRAINING

Training performed by members of the Air Force Reserve not on active duty. This inactive duty training includes training for pay and/or non-pay through participation in training periods and unit training assemblies or the performance of equivalent duties in place of attendance at a unit training assembly.

MOBILIZATION ASSIGNMENT RESERVE (MOAR)

An Air Force Reserve Officer or airman not on extended active duty who requires regular and frequent training to attain or retain proficiency in his mobilization position. Such persons possess Ready Reserve status and are eligible for inactive duty training pay and authorized active duty training.

MOBILIZATION DESIGNATION RESERVE (MDR)

An Air Force Reserve officer or airman not on extended active duty who, by virtue of previous military experience and/or the similarity of his civilian occupation to his duty AFSC, is capable of filling a mobilization position with a minimum of training. Such persons may possess Ready or Standby Reserve status. A mobilization designee is not eligible for inactive duty training pay, but is eligible for active duty training subject to the availability of funds.

NON-AFFILIATED RESERVE SECTION (NARS)

AF Reserve personnel who are not assigned to an AF Reserve unit and who do not have a mobilization assignment or mobilization designation position, but who are permitted to earn points by participating in certain kinds of training. (AFR 45-34)

PROGRAM ELEMENTS

Categories of assignments set up within the AF Reserve program to accomplish the different types of training necessary to fulfill the AF Reserve mission.

RESERVISTS IN PAY STATUS ASSIGNMENTS (Comparable to category designated Organized Air Reserve prior to January 1953)

All personnel of the Air Force Reserve who are physically and professionally qualified for active duty, who fulfill the age-in-grade requirements, availability requirements, and who are in the following types of assignments, comprise Pay Status Assignments; mobilization assignments; combat training centers; flying training centers; combat support training centers; and specialist training center units.

READY RESERVE (Established January 1953)

All Air Force Reserve Units and personnel who are liable for active duty either in time of war, national emergency declared by the President or the Congress, or as otherwise authorized by law. All members of the Ready Reserve are in active status.

REPLACEMENT TRAINING SQUADRONS (RT Sq)

Non-T/O units whose personnel are made up of those persons who possess a rated AFSC for which no vacancy exists in the parent reserve wing. These personnel participate in flying training.

RESERVISTS IN NON-PAY STATUS ASSIGNMENTS (Comparable to category designated Volunteer Air Reserve prior to January 1953)

All personnel of the Air Force Reserve who are physically and professionally qualified for active duty, but for whom no position vacancy exists in Pay Status Assignments, or who, for personal reasons, do not participate in the

## COMPONENTS (CONTINUED)

## AF RESERVE (CONTINUED)

Air Force reserve training program to the extent required for retention in Pay Status Assignments comprise Reservists in Non-Pay Status assignments. Except for the maximum age of 60, there are no age-in-grade or availability requirements for Reservists in Non-Pay Status Assignments.

RETIRED RESERVE (Comparable to category designated Honorary Air Reserve prior to January 1953)

All Air Force Reserve personnel whose service has been honorable and who have completed 20 years of satisfactory Federal service on active or inactive status or combination thereof in any component or components of the armed services, or who have reached the statutory age for retirement, and who have applied for and received transfer to the Reserve Retired List comprise the Retired Reserve.

STANDBY RESERVE (Established January 1954)

All Air Force Reserve units and personnel, who are liable for active duty in time of war or national emergency declared by the Congress or as may be otherwise authorized by law. All members of the Standby Reserve except those persons on the Inactive Status List Reserve Section and the Retired Reserve List, are in an active status.

TRAINING ATTACHMENT

The attachment, for training purposes only, of an Air Force Reserve officer or airman having a mobilization assignment or designation, to an appropriate unit or activity of the regular Air Force, Air Force Reserve, or the Air National Guard of the United States (subject to the approval of the Air National Guard of the United States unit commander concerned), other than the unit or activity with which mobilization position is held.

## AIR NATIONAL GUARD

AIR NATIONAL GUARD STRENGTH

The assigned strength of Air National Guard Units not on Active Military Service. This strength may include Army personnel known as SCARWANG. However, no SCARWANG were included throughout Fiscal Year 1954.

CURRENT AUTHORIZED STRENGTH (AIR NATIONAL GUARD)

The authorized strength which is applicable to Federally recognized Air National Guard Units as of the specified date. Such authorized strengths as are issued in appropriate Air Force table of organization with the current reduction in strength by the National Guard Bureau.

SCARWANG PERSONNEL (No SCARWANG included throughout FY 1952)

Special category Army type National Guard personnel who have or are awaiting Federal recognition and who are assigned to an Air National Guard Unit provided their assignment on "M" Day would be with the U S Air Force. These personnel are charged to the Air National Guard Troop ceiling.

TROOP PROGRAM - AIR NATIONAL GUARD

Authorized strength of all National Guard Units allotted to the States, Territories, and possessions as issued in appropriate Tables of Organization and Tables of Distribution currently augmented and/or reduced by the National Guard Bureau.

**COMPONENTS (CONTINUED)**  
**AF RESERVE (CONTINUED)**

**AIR FORCE RESERVE OFFICERS TRAINING CORPS (AF ROTC)**

AFROTC STRENGTH

This is the inventory of all Air Force Reserve Officers' Training Corps (AFROTC) students in active participation of ROTC training, in conjunction with academic curriculum at civilian educational institutions.

CONDITIONAL ENROLLMENT

This type of enrollment is a tentative enrollment which will not become absolute unless and until the proper authority determines that the student concerned is fully qualified for formal enrollment in the advanced course of the Air Force ROTC.

ENROLLED STUDENTS

This group includes both conditionally and formally enrolled students.

FORMAL ENROLLMENT

This type of enrollment is an absolute advanced enrollment where a condition does not exist that would question a student's qualification for enrollment. Such enrollment entitles the student concerned to receive all benefits, financial and otherwise, provided by law and regulations. (Tables in this publication are based on this type of enrollment).

**EXPLORERS**

Air Force cooperation with Explorer program has been provided since the program was initiated in 1941, when General Arnold offered the Director of Senior Scouting, Boy Scouts of America, the support and cooperation of the USAF. The mission of this program is to assist in the general development of youth in the fundamental principles of citizenship, patriotism, and leadership while incidentally providing an opportunity for the explorers to learn aviation essentials and to obtain a better understanding of their age and its significance. Flight activities are of a routine training nature, not involving special hazards and without additional expense to the government. The activities of the USAF include some flight transportation and aircraft orientation as well as entertainment of all explorers (Air, Sea, and Navy and Rover Army) at the air bases or encampments as planned in cooperation with the Army and the Navy. The Explorer program is conducted in conjunction with other activities of the Boy Scouts of America.

EXPLORER MEMBERSHIP includes boys of 14 years of age and over; Cub Scouts, include boys 8 through 10 years, and Boy Scouts, boys 11 through 13 years.

Exploring provides activities in four areas: Indoor, Outdoor, Services and Social. It gives the young man the opportunity to plan the use of his leisure time wisely and to develop himself in the sense of security and self reliance which make for a happy, well-adjusted, law abiding citizen.

INDOOR ACTIVITIES range from industrial tours and discussion groups to hobby colleges. Vocational conferences and exploration help the young man to face the future rather than to fear it.

OUTDOOR ACTIVITIES are of the vigorous physical cross country types that take the Explorer into diversified areas such as caves, mountain areas, sea cruises, etc.

COMPONENTS (CONTINUED)  
EXPLORERS (CONTINUED)

SERVICE ACTIVITIES include projects which help the Explorer's home, the Explorer's church or synagogue, and the Explorer's community.

SOCIAL ACTIVITIES afford the Explorer an opportunity to meet people, to get along with them, to express his opinion in front of groups, to defend his thoughts in debates and round table discussions. He learns to listen and evaluate; he learns good manners.

All tables reported in FY 1955 publication of the "USAF Statistical Digest" are based on the Forty Second, Forty Third and Forty Fourth Annual Reports of the Boy Scouts of America to Congress.

TABLE 263 - AF RESERVE OFFICER AND AIRMAN STRENGTH BY STATE, TERRITORY, OR POSSESSION  
- 25 JAN 1955 AND 31 MAY 1955

(Table below is a modification of Table 250, FY 1954)

LOCATION	AS OF 25 JANUARY 1955 a/				AS OF 31 MAY 1955 b/
	TOTAL	OFFICER	WARRANT OFFICER	AIRMAN	AIRMAN
<u>TOTAL</u> . . . . .	<u>256,418</u>	<u>164,231</u>	<u>1,390</u>	<u>90,797</u>	<u>94,518</u>
<u>CONTINENTAL US - TOTAL</u> . . . . .	<u>218,969</u>	<u>146,385</u>	<u>1,071</u>	<u>71,513</u>	<u>81,171</u>
Alabama . . . . .	3,512	2,110	21	1,381	1,575
Arizona . . . . .	1,651	1,231	19	401	519
Arkansas . . . . .	2,086	1,132	13	941	1,077
California . . . . .	23,305	17,697	86	5,522	6,635
Colorado . . . . .	3,430	2,526	26	878	963
Connecticut . . . . .	2,689	2,004	9	676	745
Delaware . . . . .	415	285	4	126	164
District of Columbia . . . . .	1,376	1,058	14	304	387
Florida . . . . .	6,565	4,616	77	1,872	2,366
Georgia . . . . .	4,929	2,826	35	2,068	2,423
Idaho . . . . .	1,093	773	8	312	344
Illinois . . . . .	11,151	7,516	43	3,592	3,851
Indiana . . . . .	5,409	3,390	14	2,005	2,288
Iowa . . . . .	3,463	2,426	16	1,021	1,076
Kansas . . . . .	3,620	2,536	18	1,066	1,208
Kentucky . . . . .	2,986	1,497	15	1,474	1,584
Louisiana . . . . .	3,498	2,353	33	1,112	1,214
Maine . . . . .	958	448	14	496	524
Maryland . . . . .	3,083	2,229	12	842	1,014
Massachusetts . . . . .	5,767	3,708	28	2,031	2,386
Michigan . . . . .	8,625	5,558	29	3,038	3,311
Minnesota . . . . .	4,155	2,707	13	1,435	1,631
Mississippi . . . . .	2,224	1,412	15	797	879
Missouri . . . . .	5,557	3,360	21	2,176	2,415
Montana . . . . .	1,081	767	5	309	368
Nebraska . . . . .	1,942	1,318	11	613	659
Nevada . . . . .	387	292	4	91	106
New Hampshire . . . . .	756	503	4	249	274
New Jersey . . . . .	6,278	4,628	18	1,632	1,435
New Mexico . . . . .	1,383	1,085	17	281	687
New York . . . . .	17,896	11,984	54	5,858	6,635
North Carolina . . . . .	4,279	2,623	17	1,639	1,741
North Dakota . . . . .	616	399	1	216	245
Ohio . . . . .	10,381	7,354	36	2,991	3,416
Oklahoma . . . . .	3,919	2,627	33	1,259	1,440
Oregon . . . . .	2,799	1,911	10	878	1,079
Pennsylvania . . . . .	12,159	7,094	59	5,006	5,531
Rhode Island . . . . .	678	415	4	259	294
South Carolina . . . . .	2,485	1,497	16	972	1,122
South Dakota . . . . .	842	473	4	365	382
Tennessee . . . . .	4,334	2,286	15	2,033	2,360
Texas . . . . .	18,337	12,352	97	5,888	6,728
Utah . . . . .	1,585	1,193	8	384	410
Vermont . . . . .	369	226	1	142	153
Virginia . . . . .	4,099	2,768	13	1,238	1,387
Washington . . . . .	4,019	3,076	29	994	1,129
West Virginia . . . . .	1,858	946	10	902	912
Wisconsin . . . . .	4,414	2,767	16	1,631	1,978
Wyoming . . . . .	526	403	6	117	121



TABLE 263 - AF RESERVE OFFICER AND AIRMAN STRENGTH BY STATE, TERRITORY, OR POSSESSION  
 - 25 JAN 1955 AND 31 MAY 1955 (CONTINUED)

(Table below is a modification of Table 250, FY 1954)

LOCATION	AS OF 25 JANUARY 1955 a/				AS OF 31 MAY 1955 b/
	TOTAL	OFFICER	WARRANT OFFICER	AIRMAN	AIRMAN
<u>OVERSEAS - TOTAL</u> . . . . .	<u>1,484</u>	<u>1,259</u>	<u>69</u>	<u>156</u>	<u>207</u>
Alaska . . . . .	177	153	3	21	35
Canal Zone . . . . .	24	22	-	2	3
Cuba . . . . .	18	17	-	1	1
England . . . . .	272	228	32	12	12
France . . . . .	27	27	-	-	-
Hawaiian Islands . . . . .	237	192	3	42	66
Japan . . . . .	166	134	24	8	9
Mexico . . . . .	29	24	-	5	6
Norway and Denmark . . . . .	10	10	-	-	-
Philippine Islands . . . . .	15	14	-	1	-
Puerto Rico . . . . .	71	43	5	23	37
Switzerland . . . . .	10	10	-	-	-
Western Germany . . . . .	26	25	-	1	-
Other Overseas . . . . .	402	360	2	40	38
<u>UNKNOWN - TOTAL</u>	<u>35,965</u>	<u>16,587</u>	<u>250</u>	<u>19,128</u>	<u>13,140</u>

a/ Excludes 3,319 officers and 43 airmen on the Reserve Retired List.

b/ Excludes 55 airmen on the Reserve Retired List. Data for officers available only for January during FY 1955.

Source: Personnel Statistics Division, Directorate of Statistical Services, DCS/Comptroller.

TABLE 264 - AF RESERVE OFFICER STRENGTH BY GRADE, BY RESERVE

(Table below modifies

LINE NUMBER	PROGRAM ELEMENT	TOTAL		GENERAL		COLONEL	
		Ready	Standby	Ready	Standby	Ready	Standby
		As of 25					
1	OFFICER - TOTAL a/ . . . . .	141,442	27,938	35	9	1,501	386
2	OFFICER IN PAY STATUS ASSIGNMENT - TOTAL . . . . .	12,867	4,489	21	3	455	80
3	Mobilization Assignment . . . . .	3,798	256	16	3	299	25
4	Air Force Reserve Combat Training . . . . .	2,498	528	3	-	46	5
5	Replacement Training Squadrons . . . . .	34	4	-	-	-	-
6	Air Force Reserve Flying Training . . . . .	890	388	2	-	14	2
7	Air Depot Wings . . . . .	294	35	-	-	12	-
8	Airways and Air Communications Squadrons . . . . .	16	7	-	-	-	-
9	Aerial Port Squadron . . . . .	14	-	-	-	-	-
10	Air Reserve Unit (Specialized Training - Paid) . . . . .	5,323	3,271	-	-	84	48
11	OFFICER IN NON-PAY STATUS ASSIGNMENT - TOTAL . . . . .	128,575	23,449	14	6	1,046	306
12	Mobilization Designation . . . . .	2,211	485	11	1	183	45
13	Air Reserve Unit (Specialized Training Non-Paid) . . . . .	150	123	-	-	-	1
14	Air Reserve Unit (General Training) . . . . .	15,795	12,259	-	-	237	149
15	Non-Affiliated Reserve Section . . . . .	49,326	3,741	1	-	290	39
16	Ineligible Reserve Section . . . . .	61,093	5,415	2	-	336	58
17	Inactive Status List Reserve Section . . . . .	-	1,426	-	5	-	14
18	RESERVE RETIRED LIST - TOTAL a/ . . . . .	3,226	-	8	-	247	-

As of 25

1	OFFICER - TOTAL a/ . . . . .	135,785	29,702	34	9	1,435	416
2	OFFICER IN PAY STATUS ASSIGNMENT - TOTAL . . . . .	15,905	7,325	20	3	510	125
3	Mobilization Assignment . . . . .	4,040	273	15	3	307	29
4	Air Force Reserve Combat Training . . . . .	2,398	530	3	-	47	7
5	Replacement Training Squadrons . . . . .	267	41	-	-	-	-
6	Air Force Reserve Flying Training . . . . .	883	469	2	-	16	4
7	Air Depot Wings . . . . .	301	40	-	-	10	-
8	Airways and Air Communications Squadrons . . . . .	43	11	-	-	-	-
9	Aerial Port Squadrons . . . . .	22	1	-	-	-	-
10	Air Reserve Squadron (ANG Nurse Training) . . . . .	10	-	-	-	-	-
11	Air Reserve Unit (Specialized Training - Paid) . . . . .	7,941	5,960	-	-	130	85
12	OFFICER IN NON-PAY STATUS ASSIGNMENT - TOTAL . . . . .	119,880	22,377	14	6	925	291
13	Mobilization Designation . . . . .	2,126	567	11	1	174	61
14	Air Reserve Unit (Specialized Training Non-Paid) . . . . .	176	173	-	-	1	4
15	Air Reserve Unit (General Training) . . . . .	13,596	10,605	-	-	189	121
16	Non-Affiliated Reserve Section . . . . .	46,319	4,353	1	-	262	40
17	Ineligible Reserve Section . . . . .	57,663	5,270	2	-	299	52
18	Inactive Status List Reserve Section . . . . .	-	1,409	-	5	-	13
19	RESERVE RETIRED LIST - TOTAL a/ . . . . .	3,322	-	8	-	269	-

STATUS, BY PAY STATUS, BY PROGRAM ELEMENT - FY 1955

Table 252, FY 1954)

LT COLONEL		MAJOR		CAPTAIN		1ST LIEUTENANT		2ND LIEUTENANT		WARRANT OFFICER		LINE NUMBER
Ready	Standby	Ready	Standby	Ready	Standby	Ready	Standby	Ready	Standby	Ready	Standby	
September 1954												
4,998	1,666	12,389	4,365	31,430	9,464	47,746	9,239	42,005	2,802	1,338	7	1
1,061	290	2,113	722	3,882	1,654	3,751	1,491	1,583	247	1	2	2
564	44	876	54	1,141	80	656	41	246	9	-	-	3
96	27	296	70	697	186	1,069	213	291	27	-	-	4
2	-	4	-	27	3	1	1	-	-	-	-	5
37	10	113	50	274	124	348	180	102	22	-	-	6
27	2	45	7	100	15	75	10	34	1	1	-	7
-	-	5	1	5	2	5	4	1	-	-	-	8
1	-	1	-	4	-	4	-	4	-	-	-	9
334	207	773	540	1,634	1,244	1,593	1,042	905	188	-	2	10
3,937	1,376	10,276	3,643	27,548	7,810	43,995	7,748	40,422	2,555	1,337	5	11
273	84	403	116	561	156	463	70	316	13	1	-	12
5	10	19	24	40	44	46	34	35	9	5	1	13
860	813	2,071	2,285	4,455	4,591	4,958	3,748	3,103	672	111	1	14
1,096	151	3,031	402	9,059	1,092	15,085	1,411	19,544	643	1,220	3	15
1,703	261	4,752	649	13,433	1,504	23,443	1,949	17,424	994	-	-	16
-	57	-	167	-	423	-	536	-	224	-	-	17
462		522		759		861		367				18
December 1954												
4,763	1,779	11,923	4,631	30,187	10,044	47,069	10,178	39,002	2,641	1,372	4	1
1,254	515	2,538	1,245	4,726	2,688	5,008	2,474	1,848	275	1	-	2
597	46	956	67	1,189	78	706	39	270	11	-	-	3
98	32	296	75	621	169	1,099	223	234	24	-	-	4
5	1	6	5	192	29	48	6	16	-	-	-	5
32	11	109	54	288	162	330	214	106	24	-	-	6
27	2	48	9	102	20	83	7	30	2	1	-	7
-	-	4	1	13	3	22	6	4	1	-	-	8
2	-	3	-	6	1	7	-	4	-	-	-	9
-	-	-	-	-	-	7	-	3	-	-	-	10
493	423	1,116	1,034	2,315	2,226	2,706	1,979	1,181	213	-	-	11
3,509	1,264	9,385	3,386	25,461	7,356	42,061	7,704	37,154	2,366	1,371	4	12
270	93	388	136	529	165	442	89	311	22	1	-	13
8	15	24	33	46	60	70	57	20	4	7	-	14
691	671	1,681	1,951	3,736	3,946	4,511	3,462	2,686	453	102	1	15
1,020	176	2,875	477	8,574	1,311	14,746	1,663	17,580	683	1,261	3	16
1,520	247	4,417	619	12,576	1,459	22,292	1,911	16,557	982	-	-	17
-	62	-	170	-	415	-	522	-	222	-	-	18
445		536		776		877		371				19

TABLE 264 - AF RESERVE OFFICER STRENGTH BY GRADE, BY RESERVE

(Table below modifies

LINE NUMBER	PROGRAM ELEMENT	TOTAL		GENERAL		COLONEL	
		Ready	Standby	Ready	Standby	Ready	Standby
		As of 25					
1	<u>OFFICER - TOTAL a/</u> . . . . .	<u>133,028</u>	<u>30,990</u>	<u>28</u>	<u>13</u>	<u>1,412</u>	<u>434</u>
2	<u>OFFICER IN PAY STATUS ASSIGNMENT - TOTAL</u> . . . . .	<u>18,879</u>	<u>2,508</u>	<u>19</u>	<u>4</u>	<u>583</u>	<u>155</u>
3	Mobilization Assignment . . . . .	4,259	344	15	4	328	33
4	Air Force Reserve Combat Training . . . . .	2,432	524	2	-	49	11
5	Replacement Training Squadrons . . . . .	300	47	-	-	-	-
6	Air Force Reserve Flying Training . . . . .	891	490	2	-	17	4
7	Air Depot Wings . . . . .	297	34	-	-	11	-
8	Airways and Air Communications Squadrons . . . . .	57	18	-	-	-	-
9	Aerial Port Squadrons . . . . .	28	3	-	-	-	-
10	Air Reserve Squadron (ANG Nurse Training) . . . . .	23	1	-	-	-	-
11	Air Reserve Squadron (Navigation Training) . . . . .	48	14	-	-	-	-
12	Air Reserve Unit (Specialized Training - Paid) . . . . .	10,544	8,033	-	-	178	107
13	<u>OFFICER IN NON-PAY STATUS ASSIGNMENT - TOTAL</u> . . . . .	<u>114,149</u>	<u>21,482</u>	<u>9</u>	<u>9</u>	<u>829</u>	<u>279</u>
14	Mobilization Designation . . . . .	2,172	667	8	3	165	64
15	Air Reserve Unit (Specialized Training Non-Paid) . . . . .	265	286	-	-	4	8
16	Air Reserve Unit (General Training) . . . . .	12,879	9,267	-	-	136	107
17	Non-Affiliated Reserve Section . . . . .	45,337	4,933	1	-	266	44
18	Ineligible Reserve Section . . . . .	53,496	4,959	-	-	258	46
19	Inactive Status List Reserve Section . . . . .	-	1,370	-	6	-	10
20	<u>RESERVE RETIRED LIST - TOTAL a/</u> . . . . .	<u>3,450</u>		<u>10</u>		<u>291</u>	
		As of 30					
1	<u>OFFICER - TOTAL a/</u> . . . . .	<u>79,830</u>	<u>68,032</u>	<u>26</u>	<u>16</u>	<u>1,136</u>	<u>701</u>
2	<u>OFFICER IN PAY STATUS ASSIGNMENT - TOTAL</u> . . . . .	<u>21,687</u>	<u>10,522</u>	<u>19</u>	<u>3</u>	<u>621</u>	<u>164</u>
3	Mobilization Assignment . . . . .	4,385	417	16	3	336	38
4	Air Force Reserve Combat Training . . . . .	3,091	757	3	-	78	13
5	Replacement Training Squadrons . . . . .	680	198	-	-	-	-
6	Air Depot Wings . . . . .	290	38	-	-	10	-
7	Airways and Air Communications Squadrons . . . . .	72	22	-	-	-	-
8	Aerial Port Squadrons . . . . .	37	5	-	-	-	-
9	Air Reserve Squadron (ANG Nurse Training) . . . . .	24	1	-	-	-	-
10	Air Reserve Squadron (Navigation Training) . . . . .	227	100	-	-	-	-
11	Air Reserve Unit (Specialized Training - Paid) . . . . .	12,881	8,984	-	-	197	113
12	<u>OFFICER IN NON-PAY STATUS ASSIGNMENT - TOTAL</u> . . . . .	<u>58,143</u>	<u>57,510</u>	<u>7</u>	<u>13</u>	<u>515</u>	<u>537</u>
13	Mobilization Designation . . . . .	2,201	700	6	6	160	73
14	Air Reserve Unit (Specialized Training Non-Paid) . . . . .	375	364	-	-	4	5
15	Air Reserve Unit (General Training) . . . . .	12,900	9,727	-	-	119	94
16	Non-Affiliated Reserve Section . . . . .	39,294	19,111	1	-	225	129
17	Ineligible Reserve Section . . . . .	3,373	138	-	-	7	4
18	Inactive Status List Reserve Section . . . . .	-	27,470	-	7	-	232
19	<u>RESERVE RETIRED LIST - TOTAL a/</u> . . . . .	<u>3,987</u>		<u>12</u>		<u>466</u>	

a/ The Reserve Retired List is neither Ready nor Standby, therefore, it is not included in the Ready or Standby

Source: Personnel Statistics Division, Directorate of Statistical Services, DCS/Comptroller.

## STATUS, BY PAY STATUS, BY PROGRAM ELEMENT - FY 1955 (CONTINUED)

Table 252, FY 1954)

LT COLONEL		MAJOR		CAPTAIN		1ST LIEUTENANT		2ND LIEUTENANT		WARRANT OFFICER		LINE NUMBER
Ready	Standby	Ready	Standby	Ready	Standby	Ready	Standby	Ready	Standby	Ready	Standby	
March 1955												
4,800	1,987	11,902	5,030	30,177	11,199	45,767	9,584	37,557	2,738	1,385	5	1
1,493	726	3,010	1,794	5,784	3,939	5,507	2,541	2,477	349	6	-	2
637	58	1,010	99	1,248	92	758	49	263	9	-	-	3
111	21	302	84	628	177	1,096	214	244	17	-	-	4
5	2	10	3	236	40	34	2	15	-	-	-	5
30	15	121	49	288	187	313	216	120	19	-	-	6
28	3	47	11	104	15	80	5	26	-	1	-	7
-	1	5	-	17	6	27	9	8	2	-	-	8
3	-	4	2	9	1	7	-	5	-	-	-	9
-	-	-	-	3	1	14	-	6	-	-	-	10
1	-	7	-	19	4	17	7	4	3	-	-	11
678	626	1,504	1,546	3,232	3,416	3,161	2,039	1,786	299	5	-	12
3,307	1,261	8,892	3,236	24,393	7,260	40,260	7,043	35,080	2,389	1,379	5	13
254	112	386	173	547	185	468	112	343	18	1	-	14
18	25	37	60	65	116	89	71	44	6	8	-	15
638	647	1,573	1,723	3,602	3,716	3,908	2,590	2,918	482	104	2	16
1,019	187	2,823	539	8,509	1,486	15,031	1,939	16,422	735	1,266	3	17
1,378	230	4,073	574	11,670	1,360	20,764	1,823	15,353	926	-	-	18
-	60	-	167	-	397	-	508	-	222	-	-	19
	514		564		805		895		371		--	20
June 1955												
3,373	3,213	7,493	8,370	17,209	20,379	22,791	24,521	26,456	10,805	1,346	27	1
1,634	787	3,387	1,943	6,754	4,289	6,418	2,863	2,846	473	8	-	2
660	73	1,090	120	1,266	114	767	59	250	10	-	-	3
140	43	398	139	868	251	1,321	284	282	27	1	-	4
16	1	41	9	386	114	180	67	57	7	-	-	5
29	4	49	9	108	19	69	6	24	1	1	-	6
-	1	8	-	27	7	30	13	7	-	-	-	7
2	-	8	1	11	2	6	-	10	-	-	-	8
-	-	-	-	4	1	12	-	8	-	-	-	9
1	-	21	8	97	49	85	35	23	8	-	-	10
786	665	1,772	1,657	3,987	3,732	3,948	2,397	2,185	420	6	-	11
1,739	2,426	4,106	6,427	10,455	16,090	16,373	21,658	23,610	10,332	1,338	27	12
255	110	407	162	550	207	496	122	326	20	1	-	13
21	28	37	65	105	154	134	98	71	14	3	-	14
588	628	1,456	1,704	3,384	3,650	3,830	2,825	3,423	823	100	3	15
821	706	2,077	1,914	6,040	5,215	11,071	7,565	17,825	3,558	1,234	24	16
54	9	129	16	376	37	842	42	1,965	30	-	-	17
-	945	-	2,566	-	6,827	-	11,006	-	5,887	-	-	18
	696		677		851		912		373		-	19

Totals.

TABLE 265 - AF RESERVE AIRMAN STRENGTH BY GRADE, BY RESERVE

(Table below is a modification)

LINE NUMBER	PROGRAM ELEMENT	TOTAL		MASTER SERGEANT		TECHNICAL SERGEANT	
		Ready	Standby	Ready	Standby	Ready	Standby
		As of 25					
1	<u>AIRMAN - TOTAL a/</u> . . . . .	<u>81,412</u>	<u>5,457</u>	<u>2,402</u>	<u>1,866</u>	<u>4,051</u>	<u>1,028</u>
2	<u>AIRMEN IN PAY STATUS ASSIGNMENTS - TOTAL</u> . . . . .	<u>11,448</u>	<u>1,066</u>	<u>690</u>	<u>200</u>	<u>1,053</u>	<u>270</u>
3	Mobilization Assignment . . . . .	280	4	31	1	39	-
4	Air Force Reserve Combat Training . . . . .	6,415	394	348	78	605	119
5	Replacement Training Squadrons . . . . .	3	-	-	-	1	-
6	Air Force Reserve Flying Training . . . . .	2,880	369	162	61	215	92
7	Air Depot Wings . . . . .	625	23	25	4	42	6
8	Airways and Air Communications Squadrons . . . . .	15	1	1	-	1	-
9	Aerial Port Squadron . . . . .	152	14	6	- 1	7	1
10	Air Reserve Unit (Specialized Training - Paid) . . . . .	1,078	261	117	55	143	52
11	<u>AIRMEN IN NON-PAY STATUS ASSIGNMENT - TOTAL</u> . . . . .	<u>69,964</u>	<u>4,391</u>	<u>1,712</u>	<u>1,666</u>	<u>2,998</u>	<u>758</u>
12	Mobilization Designation . . . . .	72	8	11	2	10	2
13	Air Reserve Unit (Specialized Training Non-Paid) . . . . .	19	6	1	-	2	2
14	Air Reserve Unit (General Training) . . . . .	6,345	1,659	409	230	695	366
15	Non-Affiliated Reserve Sections . . . . .	48,520	407	866	26	1,544	65
16	Ineligible Reserve Section . . . . .	15,008	198	425	14	747	18
17	Inactive Status List Reserve Section . . . . .	-	2,113	-	1,394	-	305
18	<u>RESERVE RETIRED LIST - TOTAL a/</u> . . . . .	<u>47</u>	<u>8</u>	<u>2</u>	<u>2</u>	<u>2</u>	<u>2</u>
		As of 25					
1	<u>AIRMAN - TOTAL a/</u> . . . . .	<u>82,838</u>	<u>5,830</u>	<u>2,390</u>	<u>1,998</u>	<u>4,133</u>	<u>1,110</u>
2	<u>AIRMEN IN PAY STATUS ASSIGNMENTS - TOTAL</u> . . . . .	<u>14,102</u>	<u>1,253</u>	<u>791</u>	<u>263</u>	<u>1,259</u>	<u>322</u>
3	Mobilization Assignment . . . . .	310	7	36	2	49	2
4	Air Force Reserve Combat Training . . . . .	7,878	405	386	87	681	126
5	Replacement Training Squadrons . . . . .	17	-	-	-	1	-
6	Air Force Reserve Flying Training . . . . .	3,322	371	177	61	240	93
7	Air Depot Wings . . . . .	742	18	27	3	49	4
8	Airways and Air Communications Squadrons . . . . .	61	3	4	-	9	-
9	Aerial Port Squadrons . . . . .	248	4	6	3	7	-
10	Air Reserve Unit (Specialized Training - Paid) . . . . .	1,524	445	155	107	223	97
11	<u>AIRMEN IN NON-PAY STATUS ASSIGNMENT - TOTAL</u> . . . . .	<u>68,736</u>	<u>4,577</u>	<u>1,599</u>	<u>1,735</u>	<u>2,874</u>	<u>788</u>
12	Mobilization Designation . . . . .	68	9	8	2	10	2
13	Air Reserve Unit (Specialized Training Non-Paid) . . . . .	19	16	-	2	1	2
14	Air Reserve Unit (General Training) . . . . .	5,689	1,548	380	228	620	347
15	Non-Affiliated Reserve Sections . . . . .	48,996	607	841	42	1,584	99
16	Ineligible Reserve Section . . . . .	13,964	221	370	16	659	20
17	Inactive Status List Reserve Section . . . . .	-	2,176	-	1,445	-	318
18	<u>RESERVE RETIRED LIST - TOTAL a/</u> . . . . .	<u>43</u>	<u>7</u>	<u>2</u>	<u>2</u>	<u>2</u>	<u>2</u>

## STATUS, BY PAY STATUS, BY PROGRAM ELEMENT -- FY 1955

of Table 253, FY 1954)

STAFF SERGEANT		AIRMAN FIRST CLASS		AIRMAN SECOND CLASS		AIRMAN THIRD CLASS		AIRMAN BASIC		LINE NUMBER
Ready	Standby	Ready	Standby	Ready	Standby	Ready	Standby	Ready	Standby	
September 1954										
<u>13,204</u>	<u>1,418</u>	<u>20,185</u>	<u>639</u>	<u>19,459</u>	<u>328</u>	<u>13,917</u>	<u>137</u>	<u>8,194</u>	<u>41</u>	1
<u>2,584</u>	<u>389</u>	<u>1,667</u>	<u>138</u>	<u>1,031</u>	<u>40</u>	<u>1,179</u>	<u>17</u>	<u>3,244</u>	<u>12</u>	2
75	2	42	1	26	-	45	-	22	-	3
1,398	138	893	41	556	12	690	5	1,925	1	4
1	-	-	-	-	-	-	-	1	-	5
613	144	406	54	265	13	293	5	926	-	6
113	9	64	3	47	1	64	-	270	-	7
6	1	2	-	2	-	2	-	1	-	8
19	1	15	1	14	-	2	-	89	10	9
359	94	245	38	121	14	83	7	10	1	10
<u>10,620</u>	<u>1,029</u>	<u>18,518</u>	<u>501</u>	<u>18,428</u>	<u>288</u>	<u>12,738</u>	<u>120</u>	<u>4,950</u>	<u>29</u>	11
20	1	15	3	9	-	5	-	2	-	12
3	3	4	1	4	-	2	-	3	-	13
1,928	598	1,469	274	1,116	144	631	44	97	3	14
5,980	141	13,755	79	13,548	61	8,974	28	3,853	7	15
2,689	41	3,275	47	3,751	42	3,126	29	995	7	16
-	245	-	97	-	41	-	19	-	12	17
<u>16</u>		<u>10</u>		<u>2</u>		<u>2</u>				18
December 1954										
<u>13,585</u>	<u>1,539</u>	<u>19,919</u>	<u>637</u>	<u>19,308</u>	<u>367</u>	<u>14,364</u>	<u>148</u>	<u>9,139</u>	<u>31</u>	1
<u>3,175</u>	<u>462</u>	<u>1,931</u>	<u>138</u>	<u>1,164</u>	<u>54</u>	<u>1,657</u>	<u>13</u>	<u>4,125</u>	<u>1</u>	2
84	3	51	-	30	-	44	-	16	-	3
1,628	142	1,038	37	608	8	1,058	4	2,479	1	4
9	-	2	-	4	-	1	-	-	-	5
711	152	435	43	277	19	323	3	1,159	-	6
126	7	74	3	47	1	99	-	320	-	7
24	2	9	-	7	1	5	-	3	-	8
30	1	33	-	14	-	26	-	132	-	9
563	155	289	55	177	25	101	6	16	-	10
<u>10,410</u>	<u>1,077</u>	<u>17,988</u>	<u>499</u>	<u>18,144</u>	<u>313</u>	<u>12,707</u>	<u>135</u>	<u>5,014</u>	<u>30</u>	11
19	1	14	4	6	-	6	-	5	-	12
6	7	4	5	5	-	3	-	-	-	13
1,792	560	1,291	226	990	144	539	39	77	4	14
6,132	211	13,664	123	13,604	83	9,168	42	4,003	7	15
2,461	52	3,015	47	3,539	45	2,991	34	929	7	16
-	246	-	94	-	41	-	20	-	12	17
<u>13</u>		<u>10</u>		<u>2</u>		<u>2</u>				18

TABLE 265 - AF RESERVE AIRMAN STRENGTH BY GRADE, BY RESERVE

(Table below is a modification

LINE NUMBER	PROGRAM ELEMENT	TOTAL		MASTER SERGEANT		TECHNICAL SERGEANT	
		Ready	Standby	Ready	Standby	Ready	Standby
As of 25							
1	<u>AIRMAN - TOTAL a/</u> . . . . .	<u>84,847</u>	<u>7,170</u>	<u>2,267</u>	<u>2,223</u>	<u>4,041</u>	<u>1,375</u>
2	<u>AIRMEN IN PAY STATUS ASSIGNMENTS - TOTAL</u> . . . . .	<u>16,406</u>	<u>1,482</u>	<u>856</u>	<u>329</u>	<u>1,440</u>	<u>391</u>
3	Mobilization Assignment . . . . .	369	13	49	7	58	4
4	Air Force Reserve Combat Training . . . . .	8,944	431	409	93	735	142
5	Replacement Training Squadrons . . . . .	35	-	1	-	1	-
6	Air Force Reserve Flying Training . . . . .	3,666	390	156	67	272	97
7	Air Depot Wings . . . . .	895	18	28	6	56	2
8	Airways and Air Communications Squadrons . . . . .	132	2	7	-	15	1
9	Aerial Port Squadrons . . . . .	367	2	12	1	8	-
10	Air Reserve Unit (Specialized Training - Paid) . . . . .	1,998	626	194	155	295	145
11	<u>AIRMEN IN NON-PAY STATUS ASSIGNMENT - TOTAL</u> . . . . .	<u>68,441</u>	<u>5,688</u>	<u>1,411</u>	<u>1,894</u>	<u>2,601</u>	<u>984</u>
12	Mobilization Designation . . . . .	71	10	10	3	12	1
13	Air Reserve Unit (Specialized Training Non-Paid) . . . . .	28	17	-	4	2	1
14	Air Reserve Unit (General Training) . . . . .	5,296	1,519	345	247	563	367
15	Non-Affiliated Reserve Sections . . . . .	50,573	1,287	760	121	1,511	200
16	Ineligible Reserve Section . . . . .	12,473	653	296	63	513	96
17	Inactive Status List Reserve Section . . . . .	-	2,202	-	1,456	-	319
18	<u>RESERVE RETIRED LIST - TOTAL a/</u> . . . . .	<u>53</u>	<u>8</u>	<u>8</u>	<u>2</u>	<u>2</u>	<u>2</u>
As of 30							
1	<u>AIRMAN - TOTAL a/</u> . . . . .	<u>86,625</u>	<u>7,040</u>	<u>2,298</u>	<u>2,205</u>	<u>4,093</u>	<u>1,384</u>
2	<u>AIRMEN IN PAY STATUS ASSIGNMENTS - TOTAL</u> . . . . .	<u>18,025</u>	<u>1,508</u>	<u>955</u>	<u>361</u>	<u>1,602</u>	<u>416</u>
3	Mobilization Assignment . . . . .	390	15	54	7	63	3
4	Air Force Reserve Combat Training . . . . .	13,174	771	587	162	1,013	228
5	Replacement Training Squadrons . . . . .	393	26	22	6	62	8
6	Air Depot Wings . . . . .	998	18	38	6	61	2
7	Airways and Air Communications Squadrons . . . . .	210	6	11	1	22	1
8	Aerial Port Squadrons . . . . .	515	2	13	1	15	-
9	Air Reserve Unit (Specialized Training - Paid) . . . . .	2,345	670	230	178	366	174
10	<u>AIRMEN IN NON-PAY STATUS ASSIGNMENT - TOTAL</u> . . . . .	<u>68,600</u>	<u>5,532</u>	<u>1,343</u>	<u>1,844</u>	<u>2,491</u>	<u>968</u>
11	Mobilization Designation . . . . .	79	11	10	3	16	1
12	Air Reserve Unit (Specialized Training Non-Paid) . . . . .	26	14	-	3	2	2
13	Air Reserve Unit (General Training) . . . . .	5,236	1,433	340	246	550	354
14	Non-Affiliated Reserve Sections . . . . .	52,024	1,359	738	123	1,495	219
15	Ineligible Reserve Section . . . . .	11,235	597	255	59	428	89
16	Inactive Status List Reserve Section . . . . .	-	2,118	-	1,410	-	303
17	<u>RESERVE RETIRED LIST - TOTAL a/</u> . . . . .	<u>60</u>	<u>12</u>	<u>12</u>	<u>2</u>	<u>2</u>	<u>2</u>

a/ The Reserve Retired List is neither Ready nor Standby; it is not included in the Ready and Standby totals.

Source: Personnel Statistics Division, Directorate of Statistical Services, DCS/Comptroller



## STATUS, BY PAY STATUS, BY PROGRAM ELEMENT - FY 1955 (CONTINUED)

of Table 253, FY 1954)

STAFF SERGEANT		AIRMAN FIRST CLASS		AIRMAN SECOND CLASS		AIRMAN THIRD CLASS		AIRMAN BASIC		LINE NUMBER
Ready	Standby	Ready	Standby	Ready	Standby	Ready	Standby	Ready	Standby	
March 1955										
<u>13,746</u>	<u>1,965</u>	<u>19,738</u>	<u>918</u>	<u>19,335</u>	<u>464</u>	<u>15,567</u>	<u>174</u>	<u>10,153</u>	<u>51</u>	1
<u>3,716</u>	<u>537</u>	<u>2,253</u>	<u>161</u>	<u>1,240</u>	<u>50</u>	<u>2,123</u>	<u>13</u>	<u>4,778</u>	<u>1</u>	2
115	1	52	1	62	-	31	-	2	-	3
1,830	148	1,143	37	632	7	1,318	4	2,877	-	4
19	-	7	-	6	-	-	-	1	-	5
750	163	481	46	259	12	445	4	1,303	1	6
139	6	77	4	52	-	139	-	404	-	7
64	1	25	-	12	-	6	-	3	-	8
37	1	67	-	19	-	57	-	167	-	9
762	217	401	73	198	31	127	5	21	-	10
<u>10,030</u>	<u>1,428</u>	<u>17,485</u>	<u>757</u>	<u>18,095</u>	<u>414</u>	<u>13,444</u>	<u>161</u>	<u>5,375</u>	<u>50</u>	11
20	1	12	4	8	-	8	1	1	-	12
11	7	5	3	6	2	4	-	-	-	13
1,749	533	1,177	209	907	127	494	34	61	2	14
6,142	458	13,662	279	13,899	145	10,131	65	4,468	19	15
2,108	178	2,629	163	3,275	96	2,807	41	845	16	16
-	251	-	99	-	44	-	20	-	13	17
<u>16</u>		<u>13</u>		<u>10</u>		<u>3</u>		<u>1</u>		18
June 1955										
<u>14,441</u>	<u>1,919</u>	<u>20,054</u>	<u>870</u>	<u>19,318</u>	<u>449</u>	<u>15,512</u>	<u>166</u>	<u>10,909</u>	<u>47</u>	1
<u>4,131</u>	<u>516</u>	<u>2,396</u>	<u>154</u>	<u>1,323</u>	<u>46</u>	<u>2,306</u>	<u>14</u>	<u>5,312</u>	<u>1</u>	2
122	3	58	2	63	-	27	-	3	-	3
2,658	283	1,672	72	933	17	1,853	8	4,458	1	4
133	10	20	2	13	-	32	-	111	-	5
138	6	80	4	53	-	169	-	459	-	6
96	3	40	1	23	-	8	-	10	-	7
53	1	73	-	20	-	89	-	252	-	8
931	210	453	73	218	29	128	6	19	-	9
<u>10,310</u>	<u>1,403</u>	<u>17,658</u>	<u>716</u>	<u>17,995</u>	<u>403</u>	<u>13,206</u>	<u>152</u>	<u>5,597</u>	<u>46</u>	10
21	1	13	5	8	-	9	1	2	-	11
9	5	6	3	5	1	4	-	-	-	12
1,805	506	1,162	173	862	125	441	28	76	1	13
6,623	499	14,145	297	14,101	141	10,166	63	4,756	17	14
1,852	157	2,332	145	3,019	92	2,586	40	763	15	15
-	235	-	93	-	44	-	20	-	12	16
<u>18</u>		<u>13</u>		<u>10</u>		<u>4</u>		<u>1</u>		17

TABLE 266 AF RESERVE MOBILIZATION ASSIGNEE AND MOBILIZATION DESIGNEE STRENGTH  
BY COMMAND - FY 1955

(Table below replaces Tables 254 and 255, FY 1954)

TYPE OF PERSONNEL BY COMMAND OF ASSIGNMENT	25 SEPTEMBER (1954)		25 DECEMBER		25 MARCH (1955)		30 JUNE	
	MOAR	MDR	MOAR	MDR	MOAR	MDR	MOAR	MDR
<b>TOTAL</b> . . . . .	4,338	2,776	4,630	2,770	4,985	2,920	5,207	2,991
<b>OFFICER - TOTAL</b> . . . . .	4,054	2,696	4,313	2,693	4,603	2,839	4,802	2,901
<b>AIRMAN - TOTAL</b> . . . . .	284	80	317	77	382	81	405	90
<b>CONTINENTAL U S - TOTAL</b> . . . . .	4,161	2,665	4,435	2,677	4,762	2,830	4,985	2,875
<b>OFFICER - TOTAL</b> . . . . .	3,891	2,601	4,137	2,612	4,407	2,758	4,604	2,795
<b>AIRMAN - TOTAL</b> . . . . .	270	64	298	65	355	72	381	80
<b>Air Defense Command - Total</b> . . . . .	155	12	176	18	202	22	230	17
Officer . . . . .	153	12	173	18	195	22	224	17
Airman . . . . .	2	-	3	-	7	-	6	-
<b>Air Force Finance Division - Total</b> . . . . .	26	1	28	3	28	4	30	5
Officer . . . . .	26	1	28	3	28	4	30	5
Airman . . . . .	-	-	-	-	-	-	-	-
<b>Air Materiel Command - Total</b> . . . . .	536	340	582	328	605	324	624	325
Officer . . . . .	538	340	532	328	605	324	624	325
Airman . . . . .	-	-	-	-	-	-	-	-
<b>Air Proving Ground - Total</b> . . . . .	26	12	28	10	33	9	35	11
Officer . . . . .	26	12	28	10	32	9	34	11
Airman . . . . .	-	-	-	-	1	-	1	-
<b>Air Research and Development Command - Total</b> . . . . .	84	213	71	188	60	165	61	164
Officer . . . . .	82	210	69	186	58	163	60	162
Airman . . . . .	2	3	2	2	2	2	1	2
<b>Air Training Command - Total</b> . . . . .	464	327	508	279	521	263	529	263
Officer . . . . .	448	320	479	259	488	252	499	252
Airman . . . . .	16	7	29	10	33	11	30	11
<b>Air University - Total</b> . . . . .	108	219	121	234	130	262	129	296
Officer . . . . .	107	219	120	234	129	262	129	296
Airman . . . . .	1	-	1	-	1	-	2	-
<b>Continental Air Command - Total</b> . . . . .	627	60	629	59	647	50	661	49
Officer . . . . .	607	51	611	51	623	45	634	45
Airman . . . . .	20	9	18	8	24	5	27	4
<b>Headquarters USAF - Total</b> . . . . .	439	659	447	749	461	798	464	775
Officer . . . . .	439	659	447	747	460	795	464	772
Airman . . . . .	-	-	-	2	1	3	-	3
<b>Headquarters Command, USAF - Total</b> . . . . .	99	48	108	45	120	48	116	46
Officer . . . . .	50	44	71	41	81	43	80	41
Airman . . . . .	39	4	37	4	39	5	36	5
<b>Military Air Transport Service - Total</b> . . . . .	859	653	928	654	1,035	774	1,043	801
Officer . . . . .	730	620	735	625	873	736	869	755
Airman . . . . .	129	33	143	29	162	38	174	46
<b>Strategic Air Command - Total</b> . . . . .	501	56	550	39	599	40	638	45
Officer . . . . .	446	56	491	39	531	40	578	45
Airman . . . . .	55	-	59	-	68	-	60	-
<b>Tactical Air Command - Total</b> . . . . .	216	45	230	49	293	49	394	55
Officer . . . . .	210	37	224	39	276	41	350	46
Airman . . . . .	6	8	6	10	17	8	44	9
<b>USAF Security Service - Total</b> . . . . .	19	20	29	22	28	22	31	23
Officer . . . . .	19	20	29	22	28	22	31	23
Airman . . . . .	-	-	-	-	-	-	-	-
<b>OVERSEAS - TOTAL</b> . . . . .	177	111	195	93	223	90	222	116
<b>OFFICER - TOTAL</b> . . . . .	163	95	176	81	196	81	198	106
<b>AIRMAN - TOTAL</b> . . . . .	14	16	19	12	27	9	24	10
<b>Caribbean Air Command - Total</b> . . . . .	33	8	32	8	34	7	32	7
Officer . . . . .	28	3	27	3	26	5	25	4
Airman . . . . .	5	5	5	5	8	2	7	3
<b>Far East Air Forces - Total</b> . . . . .	-	24	-	13	-	14	49	48
Officer . . . . .	-	23	-	13	-	14	36	41
Airman . . . . .	-	1	-	-	-	-	13	7
<b>Military Air Transport Service - Total</b> . . . . .	76	23	79	18	88	17	41	10
Officer . . . . .	68	13	66	11	72	10	41	10
Airman . . . . .	8	10	13	7	16	7	-	-
<b>Strategic Air Command - Total</b> . . . . .	8	2	11	1	12	1	12	1
Officer . . . . .	8	2	11	1	12	1	11	1
Airman . . . . .	-	-	-	-	-	-	-	-
<b>United States Air Forces in Europe - Total</b> . . . . .	60	54	73	53	89	51	88	50
Officer . . . . .	59	54	72	53	86	51	85	50
Airman . . . . .	1	-	1	-	3	-	3	-

Note: MOAR - Mobilization Assignment Reserve; MDR - Mobilization Designation Reserve.

Source: Personnel Statistics Division, Directorate of Statistical Services, DCS/Comptroller.

TABLE 267 - AF RESERVE OFFICERS IN PAY STATUS ASSIGNMENTS BY FLYING STATUS, BY GRADE, BY PROGRAM ELEMENT - FY 1955

GRADE AND PROGRAM ELEMENT	TOTAL		ON FLYING STATUS								NOT ON FLYING STATUS								AERO RATING AND/OR FLYING STATUS UNKNOWN	
	Ready	Stand-by	Total		Pilots		Other Rated		Non Rated		Total		Pilots		Other Rated		Non Rated		Ready	Stand-by
			Ready	Stand-by	Ready	Stand-by	Ready	Stand-by	Ready	Stand-by	Ready	Stand-by	Ready	Stand-by	Ready	Stand-by	Ready	Stand-by		
AS OF 25 SEPTEMBER 1954																				
<b>TOTAL</b> . . . . .	7,544	1,218	3,184	666	2,645	544	492	112	47	10	3,510	482	278	42	143	34	3,089	406	850	70
GENERAL - TOTAL . . . . .	21	3	13	2	13	2	-	-	-	-	6	-	2	-	-	-	4	-	2	1
COLONEL - TOTAL . . . . .	371	32	93	4	86	4	4	-	3	-	254	28	18	1	-	-	235	27	24	-
LT COLONEL - TOTAL . . . . .	727	83	141	24	120	20	12	2	2	2	517	51	14	1	5	1	498	40	69	8
MAJOR - TOTAL . . . . .	1,340	182	421	53	352	47	62	15	7	1	815	106	39	4	24	2	752	100	104	13
CAPTAIN - TOTAL . . . . .	2,248	410	1,096	243	891	187	197	52	8	4	897	141	105	17	72	9	720	115	255	26
FIRST LT - TOTAL . . . . .	2,158	449	1,256	308	1,049	255	198	41	8	2	839	124	86	11	35	21	518	92	263	17
SECOND LT - TOTAL . . . . .	678	59	164	22	134	19	19	2	11	1	381	32	16	8	5	1	360	23	133	5
W/O - TOTAL . . . . .	1	-	-	-	-	-	-	-	-	-	1	-	-	-	-	-	1	-	-	-
<b>Mobilization Assignee</b>																				
<b>Total</b> . . . . .	3,798	256	1,018	74	860	57	146	16	12	1	2,300	155	174	8	96	6	2,030	141	480	27
General . . . . .	16	3	8	2	8	2	-	-	-	-	6	-	2	-	-	-	4	-	2	1
Colonel . . . . .	299	25	62	1	60	1	2	-	-	-	216	24	12	1	-	-	202	23	21	-
Lieutenant Colonel . . . . .	564	44	81	8	69	8	8	-	4	-	426	29	12	-	4	-	410	29	57	7
Major . . . . .	876	54	210	14	174	11	34	3	2	-	587	35	31	-	19	-	537	35	79	5
Captain . . . . .	1,141	80	407	32	352	21	52	10	3	1	592	39	75	3	47	-	470	36	142	9
First Lieutenant . . . . .	656	41	220	17	176	14	43	3	1	-	317	20	39	2	22	6	256	12	119	4
Second Lieutenant . . . . .	246	9	30	-	21	-	7	-	2	-	156	8	3	2	-	-	151	6	60	1
<b>AF Reserve Combat</b>																				
<b>Training - Total</b> . . . . .	2,532	532	1,510	313	1,253	255	237	51	20	7	777	201	49	18	33	18	695	165	245	18
General . . . . .	3	-	3	-	3	-	-	-	-	-	-	-	-	-	-	-	-	-	-	-
Colonel . . . . .	46	5	22	2	18	2	1	-	3	-	23	3	2	-	-	-	21	3	1	-
Lieutenant Colonel . . . . .	98	27	40	13	35	10	2	1	3	2	53	14	-	1	-	1	53	12	5	-
Major . . . . .	300	70	133	27	118	18	14	8	1	1	149	38	4	3	2	1	143	34	18	5
Captain . . . . .	724	189	443	118	344	94	96	22	3	2	207	65	11	10	18	5	178	50	74	6
First Lieutenant . . . . .	1,070	214	773	142	654	121	114	19	5	2	198	68	25	3	10	10	163	55	99	4
Second Lieutenant . . . . .	291	27	96	11	81	10	10	1	5	-	147	13	7	1	3	1	137	11	48	3
<b>AF Reserve Flying</b>																				
<b>Training - Total</b> . . . . .	890	388	540	263	464	224	64	37	12	2	269	105	48	16	12	9	209	80	81	20
General . . . . .	2	-	2	-	2	-	-	-	-	-	-	-	-	-	-	-	-	-	-	-
Colonel . . . . .	14	2	8	1	7	1	1	-	-	-	6	1	1	-	-	-	5	1	-	-
Lieutenant Colonel . . . . .	37	10	17	2	14	1	2	1	1	-	16	7	2	-	-	-	14	7	4	1
Major . . . . .	113	50	62	19	51	17	7	2	4	-	48	29	1	1	3	1	44	27	3	2
Captain . . . . .	274	124	186	87	159	68	25	18	2	1	60	27	19	4	6	3	35	20	28	10
First Lieutenant . . . . .	348	180	232	143	203	128	28	15	1	-	86	31	19	6	3	5	64	20	30	6
Second Lieutenant . . . . .	102	22	33	11	28	9	1	1	4	1	53	10	6	5	-	-	47	5	16	1



TABLE 267 - AF RESERVE OFFICERS IN PAY STATUS ASSIGNMENTS BY FLYING STATUS, BY GRADE, BY PROGRAM ELEMENT - FY 1955 (CONTINUED)

GRADE AND PROGRAM ELEMENT	TOTAL		ON FLYING STATUS								NOT ON FLYING STATUS								AERO RATING AND/OR FLYING STATUS UNKNOWN	
			Total		Pilots		Other Rated		Non Rated		Total		Pilots		Other Rated		Non Rated			
	Ready	Stand-by	Ready	Stand-by	Ready	Stand-by	Ready	Stand-by	Ready	Stand-by	Ready	Stand-by	Ready	Stand-by	Ready	Stand-by	Ready	Stand-by	Ready	Stand-by
AS OF 25 DECEMBER 1954																				
TOTAL . . . . .	7,964	1,365	3,460	772	2,930	644	513	123	25	5	4,403	583	297	48	205	39	3,921	496	93	10
GENERAL - TOTAL . . . . .	20	3	12	2	12	2	-	-	-	-	7	-	1	-	-	-	6	-	1	1
COLONEL - TOTAL . . . . .	380	40	92	6	85	6	4	-	3	-	238	34	13	1	3	-	279	33	2	-
LT COLONEL - TOTAL . . . . .	761	92	151	27	131	23	15	2	2	2	598	63	18	1	6	-	574	62	12	2
MAJOR - TOTAL . . . . .	1,422	211	442	80	380	62	60	18	2	2	969	129	50	5	33	2	396	122	11	2
CAPTAIN - TOTAL . . . . .	2,411	462	1,272	273	1,051	220	217	57	4	1	1,104	182	118	23	105	14	881	145	35	2
FIRST LT - TOTAL . . . . .	2,302	495	1,334	346	1,129	304	199	41	6	1	953	146	82	14	53	23	818	109	15	1
SECOND LT - TOTAL . . . . .	667	62	165	33	142	27	18	5	5	1	485	29	15	4	5	-	465	25	17	-
W/O - TOTAL . . . . .	1	-	-	-	-	-	-	-	-	-	1	-	-	-	-	-	1	-	-	-
Mobilization Assignees																				
Total . . . . .	4,040	273	1,061	73	892	56	159	15	10	2	2,903	194	217	9	145	9	2,541	176	76	6
General . . . . .	15	3	7	2	7	2	-	-	-	-	7	-	1	-	-	-	6	-	1	1
Colonel . . . . .	307	29	61	2	59	2	2	-	-	-	244	27	11	1	3	-	230	26	2	-
Lieutenant Colonel . . . . .	597	46	81	6	68	6	10	-	3	-	505	38	14	-	6	-	485	38	11	2
Major . . . . .	956	67	230	16	197	11	32	5	1	-	715	50	46	-	26	1	643	49	11	1
Captain . . . . .	1,189	78	422	33	359	22	60	10	3	1	739	44	86	4	76	2	577	38	28	1
First Lieutenant . . . . .	706	39	230	13	180	13	49	-	1	-	464	25	53	2	31	6	380	17	12	1
Second Lieutenant . . . . .	270	11	30	1	22	-	6	-	2	1	229	10	6	2	3	-	220	8	11	-
AF Reserve Combat Training - Total	2,398	530	1,438	303	1,205	246	223	55	10	2	949	224	45	15	36	17	868	192	11	3
General . . . . .	3	-	3	-	3	-	-	-	-	-	-	-	-	-	-	-	-	-	-	-
Colonel . . . . .	47	7	22	3	18	3	1	-	3	-	25	4	1	-	-	-	24	4	-	-
Lieutenant Colonel . . . . .	98	32	44	15	41	12	2	1	1	2	53	17	2	-	-	-	51	17	1	-
Major . . . . .	296	75	132	33	117	23	15	10	-	-	164	41	3	4	3	1	158	36	-	1
Captain . . . . .	621	169	381	88	291	67	90	21	-	-	233	81	12	10	19	6	202	65	7	-
First Lieutenant . . . . .	1,099	223	786	148	673	130	109	18	4	-	313	73	19	1	12	10	282	62	-	2
Second Lieutenant . . . . .	234	24	70	16	62	11	6	5	2	-	161	8	8	-	2	-	151	8	3	-
Replacement Training Squadrons	267	41	247	40	226	36	20	4	1	-	20	1	6	1	-	-	14	-	-	-
General . . . . .	-	-	-	-	-	-	-	-	-	-	-	-	-	-	-	-	-	-	-	-
Colonel . . . . .	-	-	-	-	-	-	-	-	-	-	-	-	-	-	-	-	-	-	-	-
Lieutenant Colonel . . . . .	5	1	4	1	4	1	-	-	-	-	1	-	1	-	-	-	-	-	-	-
Major . . . . .	6	5	6	5	6	5	-	-	-	-	-	-	-	-	-	-	-	-	-	-
Captain . . . . .	192	29	179	28	166	26	12	2	1	-	13	1	4	1	-	-	9	-	-	-
First Lieutenant . . . . .	48	6	42	6	35	4	7	-	-	-	6	-	1	-	-	-	5	-	-	-
Second Lieutenant . . . . .	16	-	16	-	15	-	1	-	-	-	-	-	-	-	-	-	-	-	-	-

TABLE 267 - AF RESERVE OFFICERS IN PAY STATUS ASSIGNMENTS BY FLYING STATUS, BY GRADE, BY PROGRAM ELEMENT - FY 1955 (CONTINUED)

GRADE AND PROGRAM ELEMENT	TOTAL		ON FLYING STATUS								NOT ON FLYING STATUS								AERO RATING AND/OR FLYING STATUS UNKNOWN	
	Ready	Stand-by	Total		Pilots		Other Rated		Non Rated		Total		Pilots		Other Rated		Non Rated		Ready	Stand-by
			Ready	Stand-by	Ready	Stand-by	Ready	Stand-by	Ready	Stand-by	Ready	Stand-by	Ready	Stand-by	Ready	Stand-by	Ready	Stand-by		
AS OF 25 DECEMBER 1954 (Continued)																				
Air Depot Wing . . .	301	40	107	14	59	7	47	7	1	-	189	25	3	1	2	1	184	23	5	1
Colonel . . . . .	10	-	1	-	1	-	-	-	-	-	9	-	-	-	-	-	9	-	-	-
Lieutenant Colonel	27	2	3	1	1	1	1	-	1	-	24	1	-	-	-	-	24	1	-	-
Major . . . . .	48	9	14	2	8	1	6	1	-	-	34	7	1	-	1	-	32	7	-	-
Captain . . . . .	102	20	59	7	31	5	28	2	-	-	43	12	-	1	-	1	43	10	-	1
First Lieutenant . .	83	7	28	4	17	-	11	4	-	-	52	3	2	-	1	-	49	3	3	-
Second Lieutenant .	30	2	2	-	1	-	1	-	-	-	26	2	-	-	-	-	26	2	2	-
Warrant Officer . .	1	-	-	-	-	-	-	-	-	-	1	-	-	-	-	-	1	-	-	-
<u>Airways and Air Comm</u>																				
Squadrons . . . . .	43	11	25	9	24	6	1	2	-	1	18	2	-	-	1	-	17	2	-	-
Colonel . . . . .	-	-	-	-	-	-	-	-	-	-	-	-	-	-	-	-	-	-	-	-
Lieutenant Colonel	-	-	-	-	-	-	-	-	-	-	-	-	-	-	-	-	-	-	-	-
Major . . . . .	4	1	3	-	3	-	-	-	-	-	1	1	-	-	-	-	1	1	-	-
Captain . . . . .	13	3	6	-	6	1	-	1	-	-	7	1	-	-	1	-	6	1	-	-
First Lieutenant . .	22	6	15	6	14	4	1	1	-	1	7	-	-	-	-	-	7	-	-	-
Second Lieutenant .	4	1	1	1	1	1	-	-	-	-	3	-	-	-	-	-	3	-	-	-
<u>Aerial Port Squadrons</u>																				
Colonel . . . . .	22	1	8	1	5	-	3	1	-	-	14	-	2	-	1	-	11	-	-	-
Lieutenant Colonel	2	-	1	-	1	-	-	-	-	-	1	-	-	-	-	-	1	-	-	-
Major . . . . .	3	-	1	-	-	-	1	-	-	-	2	-	-	-	-	-	2	-	-	-
Captain . . . . .	6	1	3	1	2	-	1	1	-	-	3	-	2	-	-	-	1	-	-	-
First Lieutenant . .	7	-	3	-	2	-	1	-	-	-	4	-	-	1	-	-	3	-	-	-
Second Lieutenant .	4	-	-	-	-	-	-	-	-	-	4	-	-	-	-	-	4	-	-	-
<u>Air Reserve Squadron</u>																				
(All Nurse Tng) . .	10	-	-	-	-	-	-	-	-	-	10	-	-	-	-	-	10	-	-	-
Colonel . . . . .	-	-	-	-	-	-	-	-	-	-	-	-	-	-	-	-	-	-	-	-
Lieutenant Colonel	-	-	-	-	-	-	-	-	-	-	-	-	-	-	-	-	-	-	-	-
Major . . . . .	-	-	-	-	-	-	-	-	-	-	-	-	-	-	-	-	-	-	-	-
Captain . . . . .	-	-	-	-	-	-	-	-	-	-	-	-	-	-	-	-	-	-	-	-
First Lieutenant . .	7	-	-	-	-	-	-	-	-	-	7	-	-	-	-	-	7	-	-	-
Second Lieutenant .	3	-	-	-	-	-	-	-	-	-	3	-	-	-	-	-	3	-	-	-
<u>AF Reserve Flying Tng</u>																				
General . . . . .	883	469	582	332	519	293	60	39	3	-	300	137	24	22	20	12	256	103	1	-
Colonel . . . . .	16	4	8	1	7	1	1	-	-	-	8	3	1	-	-	-	7	3	-	-
Lieutenant Colonel	32	11	18	4	16	3	2	1	-	-	14	7	1	1	-	-	13	6	-	-
Major . . . . .	109	54	56	24	49	22	6	2	1	-	53	30	-	1	3	-	50	29	-	-
Captain . . . . .	288	162	222	119	196	99	26	20	-	-	66	43	14	7	9	5	43	31	-	-
First Lieutenant . .	330	214	230	169	208	153	21	16	1	-	100	45	7	11	8	7	85	27	-	-
Second Lieutenant .	106	24	46	15	41	15	4	-	1	-	59	9	1	2	-	-	58	7	1	-

TABLE 257 - AF RESERVE OFFICERS IN PAY STATUS ASSIGNMENTS BY FLYING STATUS, BY GRADE, BY PROGRAM ELEMENT - FY 1955 (CONTINUED)

GRADE AND PROGRAM ELEMENT	TOTAL		ON FLYING STATUS								NOT ON FLYING STATUS								AERO RATING AND/OR FLYING STATUS UNKNOWN	
	Ready	Stand-by	Total		Pilots		Other Rated		Non Rated		Total		Pilots		Other Rated		Non Rated		Ready	Stand-by
			Ready	Stand-by	Ready	Stand-by	Ready	Stand-by	Ready	Stand-by	Ready	Stand-by	Ready	Stand-by	Ready	Stand-by	Ready	Stand-by		
AS OF 25 MARCH 1955																				
TOTAL . . . . .	8,335	1,475	4,017	842	3,318	685	662	148	37	9	4,269	623	233	46	156	43	3,080	534	49	10
GENERAL . . . . .	19	4	12	2	10	2	1	-	1	-	7	1	2	-	-	-	5	1	-	1
COLONEL . . . . .	405	48	101	11	94	8	2	-	3	-	202	37	18	1	4	-	280	35	2	-
LIEUTENANT COLONEL . . . . .	815	100	193	25	161	20	24	2	8	1	617	73	16	2	6	2	595	69	5	2
MAJOR . . . . .	1,506	243	540	82	455	70	82	22	2	-	962	154	36	7	24	1	902	144	4	2
CAPTAIN . . . . .	2,552	523	1,557	328	1,253	259	295	56	1	1	979	191	85	18	79	22	815	151	16	4
FIRST LIEUTENANT . . . . .	2,346	502	1,421	355	1,184	306	229	46	1	1	916	145	61	15	38	15	817	114	9	2
SECOND LIEUTENANT . . . . .	691	50	193	28	161	20	22	7	1	1	485	22	15	3	5	-	465	19	13	-
WARRANT OFFICER . . . . .	1	-	-	-	-	-	-	-	-	-	1	-	-	-	-	-	1	-	-	-
Mobilization Assignees																				
- Total . . . . .	4,259	344	1,421	108	1,146	80	260	25	15	3	2,807	231	165	14	106	9	2,536	208	31	5
General . . . . .	15	4	8	-	8	2	1	-	1	-	7	1	2	-	-	-	5	1	-	-
Colonel . . . . .	328	33	67	5	63	4	2	-	2	1	259	28	14	1	4	-	241	27	2	-
Lieutenant Colonel . . . . .	637	58	112	6	93	6	15	-	4	-	520	50	15	1	5	2	500	47	5	2
Major . . . . .	1,010	99	302	30	250	21	49	9	3	-	706	68	32	2	19	1	655	65	2	1
Captain . . . . .	1,248	92	594	37	478	27	114	10	2	2	644	54	67	5	53	3	524	46	10	1
First Lieutenant . . . . .	758	49	300	25	230	19	68	5	2	1	453	24	31	5	21	3	401	16	5	-
Second Lieutenant . . . . .	263	9	38	3	26	1	11	1	1	1	218	6	4	-	4	-	210	6	7	-
AF Reserve Combat																				
Training - Total . . . . .	2,432	524	1,535	294	1,287	225	235	65	13	4	883	227	34	15	26	16	823	196	14	3
General . . . . .	2	-	2	-	2	-	-	-	-	-	-	-	-	-	-	-	-	-	-	-
Colonel . . . . .	49	11	25	4	22	3	-	-	3	1	24	7	3	-	-	-	21	7	-	-
Lieutenant Colonel . . . . .	111	21	56	8	50	6	3	-	3	2	55	13	-	1	-	-	54	13	-	-
Major . . . . .	302	84	139	34	126	24	13	10	-	-	161	49	3	4	2	1	156	44	2	1
Captain . . . . .	628	177	403	97	304	66	94	30	5	1	220	80	11	6	15	9	194	65	5	-
First Lieutenant . . . . .	1,096	214	819	142	701	119	116	23	2	-	274	70	12	4	7	6	255	60	3	2
Second Lieutenant . . . . .	244	17	91	9	82	7	9	2	-	-	149	8	5	1	1	-	143	7	4	-
Replacement Training																				
Squadron - Total . . . . .	300	47	300	47	277	44	23	3	-	-	-	-	-	-	-	-	-	-	-	-
Lieutenant Colonel . . . . .	5	2	5	2	5	2	-	-	-	-	-	-	-	-	-	-	-	-	-	-
Major . . . . .	10	3	10	3	10	3	-	-	-	-	-	-	-	-	-	-	-	-	-	-
Captain . . . . .	236	40	236	40	222	38	14	2	-	-	-	-	-	-	-	-	-	-	-	-
First Lieutenant . . . . .	34	2	34	2	27	1	7	1	-	-	-	-	-	-	-	-	-	-	-	-
Second Lieutenant . . . . .	15	-	15	-	13	-	2	-	-	-	-	-	-	-	-	-	-	-	-	-
AF Reserve Flying																				
Training - Total . . . . .	891	490	573	358	514	324	54	32	5	2	317	131	29	16	16	15	272	100	1	1
General . . . . .	2	-	2	-	2	-	-	-	-	-	-	-	-	-	-	-	-	-	-	-
Colonel . . . . .	17	4	8	2	8	1	-	-	-	1	9	2	1	-	-	-	8	2	-	-
Lieutenant Colonel . . . . .	30	15	15	7	12	5	3	1	-	1	15	8	1	1	-	-	14	7	-	-
Major . . . . .	121	49	63	20	56	19	7	1	-	-	58	29	-	1	3	-	55	28	-	-
Captain . . . . .	288	187	233	144	205	125	26	19	2	-	54	42	5	6	7	8	42	28	1	1
First Lieutenant . . . . .	313	216	210	173	194	163	14	10	2	-	103	43	16	6	6	7	81	30	-	-
Second Lieutenant . . . . .	120	19	42	12	37	11	4	1	1	-	78	7	6	2	-	-	72	5	-	-

TABLE 267 - AF RESERVE OFFICERS IN PAY STATUS ASSIGNMENTS BY FLYING STATUS, BY GRADE, BY PROGRAM ELEMENT - FY 1955 (Continued)

GRADE AND PROGRAM ELEMENT	TOTAL		ON FLYING STATUS								NOT ON FLYING STATUS								AERO RATING AND/OR FLYING STATUS UNKNOWN	
	Ready	Stand-by	Total		Pilots		Other Rated		Non Rated		Total		Pilots		Other Rated		Non Rated		Ready	Stand-by
			Ready	Stand-by	Ready	Stand-by	Ready	Stand-by	Ready	Stand-by	Ready	Stand-by	Ready	Stand-by	Ready	Stand-by				
AS OF 25 MARCH 1955 (Continued)																				
Air Depot Wing . . .	<u>297</u>	<u>34</u>	<u>109</u>	<u>13</u>	<u>60</u>	<u>6</u>	<u>47</u>	<u>7</u>	<u>2</u>	-	<u>187</u>	<u>21</u>	<u>3</u>	<u>1</u>	<u>1</u>	<u>1</u>	<u>183</u>	<u>19</u>	<u>1</u>	-
General . . . . .	-	-	-	-	-	-	-	-	-	-	-	-	-	-	-	-	-	-	-	-
Colonel . . . . .	11	-	1	-	1	-	-	-	-	-	10	-	-	-	-	-	10	-	-	-
Lieutenant Colonel	28	3	3	2	-	1	2	1	1	-	25	1	-	-	-	-	25	1	-	-
Major . . . . .	47	11	14	5	9	3	5	2	-	-	33	6	1	-	-	-	32	6	-	-
Captain . . . . .	104	15	63	5	33	2	30	3	-	-	41	10	1	1	-	1	40	8	-	-
First Lieutenant .	80	5	25	1	15	-	9	1	1	-	55	4	1	-	1	-	53	4	-	-
Second Lieutenant.	26	-	3	-	2	-	1	-	-	-	22	-	-	-	-	-	22	-	-	-
Warrant Officer . .	1	-	-	-	-	-	-	-	-	-	1	-	-	-	-	-	1	-	-	-
Airways and Air Com- munications Sq . . .	<u>57</u>	<u>18</u>	<u>27</u>	<u>9</u>	<u>26</u>	<u>6</u>	<u>1</u>	<u>3</u>	-	-	<u>29</u>	<u>8</u>	<u>1</u>	-	<u>1</u>	-	<u>27</u>	<u>8</u>	<u>1</u>	<u>1</u>
General . . . . .	-	-	-	-	-	-	-	-	-	-	-	-	-	-	-	-	-	-	-	-
Colonel . . . . .	-	-	-	-	-	-	-	-	-	-	-	-	-	-	-	-	-	-	-	-
Lieutenant Colonel	-	1	-	-	-	-	-	-	-	-	-	1	-	-	-	-	-	1	-	-
Major . . . . .	5	-	3	-	3	-	-	-	-	-	2	-	-	-	-	-	2	-	-	-
Captain . . . . .	17	6	8	2	8	1	-	1	-	-	9	3	-	-	1	-	8	3	-	1
First Lieutenant .	27	9	14	6	14	4	-	2	-	-	12	3	1	-	-	-	11	3	1	-
Second Lieutenant.	8	2	2	1	1	1	1	-	-	-	6	1	-	-	-	-	6	1	-	-
Aerial Port Squadron	<u>28</u>	<u>3</u>	<u>9</u>	-	<u>7</u>	-	<u>2</u>	-	-	-	<u>19</u>	<u>3</u>	<u>1</u>	-	<u>3</u>	<u>2</u>	<u>15</u>	<u>1</u>	-	-
General . . . . .	-	-	-	-	-	-	-	-	-	-	-	-	-	-	-	-	-	-	-	-
Colonel . . . . .	-	-	-	-	-	-	-	-	-	-	-	-	-	-	-	-	-	-	-	-
Lieutenant Colonel	3	-	1	-	1	-	-	-	-	-	2	-	-	-	-	-	2	-	-	-
Major . . . . .	4	2	2	-	1	-	1	-	-	-	2	2	-	-	-	1	2	1	-	-
Captain . . . . .	9	1	2	-	2	-	-	-	-	-	7	1	1	-	2	1	4	1	-	-
First Lieutenant .	7	-	4	-	3	-	1	-	-	-	3	-	-	-	1	-	2	-	-	-
Second Lieutenant.	5	-	-	-	-	-	-	-	-	-	5	-	-	-	-	-	5	-	-	-
Air Reserve Squadron	<u>23</u>	<u>1</u>	<u>2</u>	-	-	-	-	-	<u>2</u>	-	<u>21</u>	<u>1</u>	-	-	-	-	<u>21</u>	<u>1</u>	-	-
(ANG Nurse Tng) . .	-	-	-	-	-	-	-	-	-	-	-	-	-	-	-	-	-	-	-	-
General . . . . .	-	-	-	-	-	-	-	-	-	-	-	-	-	-	-	-	-	-	-	-
Colonel . . . . .	-	-	-	-	-	-	-	-	-	-	-	-	-	-	-	-	-	-	-	-
Lieutenant Colonel	-	-	-	-	-	-	-	-	-	-	-	-	-	-	-	-	-	-	-	-
Major . . . . .	3	1	-	-	-	-	-	-	-	-	3	1	-	-	-	-	3	1	-	-
Captain . . . . .	14	-	1	-	-	-	-	-	-	-	13	-	-	-	-	-	13	-	-	-
First Lieutenant .	6	-	1	-	-	-	-	-	1	-	5	-	-	-	-	-	5	-	-	-
Second Lieutenant.	-	-	-	-	-	-	-	-	-	-	-	-	-	-	-	-	-	-	-	-
Air Reserve Squadron	<u>48</u>	<u>14</u>	<u>41</u>	<u>13</u>	<u>1</u>	-	<u>40</u>	<u>13</u>	-	-	<u>6</u>	<u>1</u>	-	-	<u>3</u>	-	<u>3</u>	<u>1</u>	<u>1</u>	-
(Nav Tng) . . . . .	-	-	-	-	-	-	-	-	-	-	-	-	-	-	-	-	-	-	-	-
General . . . . .	-	-	-	-	-	-	-	-	-	-	-	-	-	-	-	-	-	-	-	-
Colonel . . . . .	-	-	-	-	-	-	-	-	-	-	-	-	-	-	-	-	-	-	-	-
Lieutenant Colonel	1	-	1	-	-	-	1	-	-	-	-	-	-	-	-	-	-	-	-	-
Major . . . . .	7	-	7	-	-	-	7	-	-	-	-	-	-	-	-	-	-	-	-	-
Captain . . . . .	19	4	18	4	1	-	17	4	-	-	1	-	-	-	1	-	-	-	-	-
First Lieutenant .	17	7	14	6	-	-	14	6	-	-	3	1	-	-	2	-	1	1	-	-
Second Lieutenant.	4	3	1	3	-	-	1	3	-	-	2	-	-	-	-	-	2	-	1	-



TABLE 267 - AF RESERVE OFFICERS IN PAY STATUS ASSIGNMENTS BY FLYING STATUS, BY GRADE, BY PROGRAM ELEMENT - FY 1955 (CONTINUED)

GRADE AND PROGRAM ELEMENT	TOTAL		ON FLYING STATUS								NOT ON FLYING STATUS								AERO RATING AND/OR FLYING STATUS UNKNOWN	
			Total		Pilots		Other Rated		Non Rated		Total		Pilots		Other Rated		Non Rated			
	Ready	Stand-by	Ready	Stand-by	Ready	Stand-by	Ready	Stand-by	Ready	Stand-by	Ready	Stand-by	Ready	Stand-by	Ready	Stand-by	Ready	Stand-by	Ready	Stand-by
AS OF 30 JUNE 1955																				
TOTAL . . . . .	8,806	1,538	4,656	949	3,672	685	951	255	33	9	4,130	586	160	23	139	25	3,831	538	20	3
GENERAL - TOTAL . . . . .	19	3	11	2	9	2	1	-	1	-	7	-	2	-	-	-	5	-	1	1
COLONEL - TOTAL . . . . .	424	51	115	12	108	9	2	-	1	3	308	39	11	1	5	-	292	38	1	-
LT COLONEL - TOTAL . . . . .	848	122	229	31	192	24	26	4	11	3	617	91	8	2	4	-	605	89	-	-
MAJOR - TOTAL . . . . .	1,615	286	529	116	508	84	118	31	3	1	983	169	32	5	26	4	931	180	3	1
CAPTAIN - TOTAL . . . . .	2,767	537	1,862	401	1,427	269	430	130	5	2	904	155	59	8	74	14	771	133	1	1
FIRST LT - TOTAL . . . . .	2,470	466	1,563	355	1,235	278	321	77	7	-	897	111	42	5	31	7	824	99	16	1
SECOND LT - TOTAL . . . . .	661	52	247	32	193	19	53	13	1	-	412	21	6	-	2	-	401	19	-	-
W/O - TOTAL . . . . .	2	-	-	-	-	-	-	-	-	-	2	-	-	-	-	-	2	-	-	-
Mobilization Assignees																				
- Total . . . . .	4,385	417	1,661	153	1,310	117	346	34	11	2	2,708	262	109	8	82	5	2,517	249	16	2
General . . . . .	16	3	8	2	6	1	1	-	1	-	7	-	2	-	-	-	5	-	1	1
Colonel . . . . .	336	38	76	6	74	4	1	-	1	2	259	32	9	1	4	-	246	31	1	-
Lieutenant Colonel . . . . .	660	73	135	9	113	7	18	2	4	-	523	64	7	2	3	-	513	62	2	-
Major . . . . .	1,090	120	363	37	291	29	69	8	3	-	724	82	28	2	14	1	682	79	3	-
Captain . . . . .	1,266	114	713	61	553	46	159	15	1	-	552	53	44	2	44	4	464	47	1	1
First Lieutenant . . . . .	767	59	321	36	244	28	76	8	1	-	440	23	17	1	14	-	409	22	6	-
Second Lieutenant . . . . .	250	10	45	2	29	1	16	1	-	-	203	8	2	-	3	-	198	8	2	-
AF Reserve Combat																				
Training - Total . . . . .	3,091	757	1,939	474	1,643	379	279	88	17	7	1,149	283	49	15	39	12	1,061	256	3	-
General . . . . .	3	-	3	-	3	-	-	-	-	-	-	-	-	-	-	-	-	-	-	-
Colonel . . . . .	78	13	38	6	33	5	1	-	4	1	40	7	2	-	1	-	37	7	-	-
Lieutenant Colonel . . . . .	140	43	73	19	63	15	5	1	5	3	67	24	-	-	1	-	66	24	-	-
Major . . . . .	398	139	182	60	160	44	22	15	1	-	216	79	4	3	2	-	209	74	-	-
Captain . . . . .	868	251	583	165	456	121	123	42	4	2	285	86	15	6	21	7	249	73	-	-
First Lieutenant . . . . .	1,321	284	945	209	823	183	118	26	4	-	373	75	24	4	12	3	337	68	3	-
Second Lieutenant . . . . .	282	27	115	15	105	11	10	4	-	-	167	12	4	2	1	-	162	10	-	-
Warrant Officer . . . . .	1	-	-	-	-	-	-	-	-	-	1	-	-	-	-	-	1	-	-	-
Replacement Training																				
Squadrons - Total . . . . .	680	198	680	198	612	174	68	24	-	-	-	-	-	-	-	-	-	-	-	-
General . . . . .	-	-	-	-	-	-	-	-	-	-	-	-	-	-	-	-	-	-	-	-
Colonel . . . . .	-	-	-	-	-	-	-	-	-	-	-	-	-	-	-	-	-	-	-	-
Lieutenant Colonel . . . . .	16	1	16	1	16	1	1	-	-	-	-	-	-	-	-	-	-	-	-	-
Major . . . . .	41	9	41	9	40	9	1	-	-	-	-	-	-	-	-	-	-	-	-	-
Captain . . . . .	386	114	386	114	363	96	23	18	-	-	-	-	-	-	-	-	-	-	-	-
First Lieutenant . . . . .	180	67	180	67	139	62	41	5	-	-	-	-	-	-	-	-	-	-	-	-
Second Lieutenant . . . . .	57	7	57	7	54	6	3	1	-	-	-	-	-	-	-	-	-	-	-	-

TABLE 267 - AF RESERVE OFFICERS IN PAY STATUS ASSIGNMENTS BY FLYING STATUS, BY GRADE, BY PROGRAM ELEMENT - FY 1955 (CONTINUED)

GRADE AND PROGRAM ELEMENT	TOTAL		ON FLYING STATUS								NOT ON FLYING STATUS								AERO RATING AND/OR FLYING STATUS UNKNOWN	
			Total		Pilots		Other Rated		Non Rated		Total		Pilots		Other Rated		Non Rated			
	Ready	Stand-by	Ready	Stand-by	Ready	Stand-by	Ready	Stand-by	Ready	Stand-by	Ready	Stand-by	Ready	Stand-by	Ready	Stand-by	Ready	Stand-by		
AS OF 30 JUNE 1955 (Continued)																				
<u>Air Depot Wing</u> . . . . .	290	38	109	16	61	6	45	10	3	-	181	22	1	-	4	1	176	21	-	
General . . . . .	-	-	-	-	-	-	-	-	-	-	-	-	-	-	-	-	-	-	-	
Colonel . . . . .	10	-	1	-	1	-	-	-	-	-	9	-	-	-	-	-	9	-	-	
Lieutenant Colonel . . . . .	29	4	4	2	-	1	2	1	2	-	25	2	1	-	-	-	24	2	-	
Major . . . . .	49	9	16	3	11	2	5	1	-	-	33	6	-	1	-	-	32	6	-	
Captain . . . . .	108	19	66	8	35	3	31	5	-	-	42	11	-	3	1	-	39	10	-	
First Lieutenant . . . . .	69	6	20	3	13	-	6	3	-	-	49	3	-	-	-	-	49	3	-	
Second Lieutenant . . . . .	24	-	2	-	1	-	1	-	-	-	22	-	-	-	-	-	22	-	-	
Warrant Officer . . . . .	1	-	-	-	-	-	-	-	-	-	1	-	-	-	-	-	1	-	-	
<u>Airways and Air Com-</u> <u>munications Sq</u> . . . . .	72	22	42	12	37	9	5	3	-	-	30	9	1	-	-	-	29	9	1	
Lieutenant Colonel . . . . .	-	1	-	-	-	-	-	-	-	-	-	1	-	-	-	-	-	1	-	
Major . . . . .	8	-	3	-	3	-	-	-	-	-	5	-	-	-	-	-	5	-	-	
Captain . . . . .	27	7	17	4	15	3	2	1	-	-	10	2	-	-	-	-	10	2	1	
First Lieutenant . . . . .	30	13	18	7	16	5	2	2	-	-	12	6	1	-	-	-	11	6	-	
Second Lieutenant . . . . .	7	1	4	1	3	1	1	-	-	-	3	-	-	-	-	-	3	-	-	
<u>Aerial Port Squadron</u> <u>Lieutenant Colonel</u> . . . . .	37	5	12	3	9	-	3	3	-	-	25	2	-	-	3	1	22	1	-	
Major . . . . .	8	1	4	-	3	-	1	-	-	-	4	1	-	-	1	1	3	1	-	
Captain . . . . .	11	2	6	1	5	-	1	1	-	-	5	1	-	-	1	1	4	-	-	
First Lieutenant . . . . .	6	2	1	2	-	-	1	2	-	-	5	-	-	-	1	-	4	-	-	
Second Lieutenant . . . . .	10	-	1	-	1	-	-	-	-	-	9	-	-	-	-	-	9	-	-	
<u>Air Reserve Squadron</u> <u>(ANG Nurse Tng)</u> . . . . .	24	1	2	-	-	-	-	-	2	-	22	1	-	-	-	-	22	1	-	
Lieutenant Colonel . . . . .	-	-	-	-	-	-	-	-	-	-	-	-	-	-	-	-	-	-	-	
Major . . . . .	4	1	-	-	-	-	-	-	-	-	4	1	-	-	-	-	4	1	-	
Captain . . . . .	-	-	-	-	-	-	-	-	-	-	-	-	-	-	-	-	-	-	-	
First Lieutenant . . . . .	12	-	1	-	-	-	-	-	1	-	11	-	-	-	-	-	11	-	-	
Second Lieutenant . . . . .	8	-	1	-	-	-	-	-	1	-	7	-	-	-	-	-	7	-	-	
<u>Air Reserve Squadron</u> <u>(Nav Tng)</u> . . . . .	227	100	211	93	-	-	211	93	-	-	15	7	-	-	11	6	4	1	1	
Lieutenant Colonel . . . . .	1	-	1	-	-	-	1	-	-	-	-	-	-	-	-	-	-	-	-	
Major . . . . .	21	8	20	7	-	-	20	7	-	-	1	1	-	-	1	1	-	-	-	
Captain . . . . .	97	49	91	48	-	-	91	48	-	-	6	1	-	-	5	1	1	-	-	
First Lieutenant . . . . .	85	35	77	31	-	-	77	31	-	-	7	4	-	-	4	4	3	-	-	
Second Lieutenant . . . . .	23	8	22	7	-	-	22	7	-	-	1	1	-	-	1	-	1	-	-	

Source: Personnel Statistics Division, Directorate of Statistical Services, DCS/Comptroller.

TABLE 268 - AF RESERVE INACTIVE DUTY TRAINING - FY 1955

(Table below replaces Tables 262; 263; 264; and 265, FY 1954. Quarterly Participation in Inactive Duty Training is the Sum of Individual Participation by Month for Three Months.)

PROGRAM ELEMENT	PARTICIPANTS				MAN TRAINING PERIODS			
	Total		For Pay		Paid		Non Paid	
	Officer	Airman	Officer	Airman	Officer	Airman	Officer	Airman
<b>TOTAL</b> . . . . .	<u>539,460</u>	<u>213,188</u>	<u>243,612</u>	<u>145,121</u>	<u>583,601</u>	<u>503,526</u>	<u>809,441</u>	<u>164,670</u>
<b>FIRST QUARTER - TOTAL</b> . . . . .	<u>120,423</u>	<u>44,667</u>	<u>38,595</u>	<u>26,586</u>	<u>96,257</u>	<u>92,929</u>	<u>209,640</u>	<u>42,792</u>
<b>SECOND QUARTER - TOTAL</b> . . . . .	<u>130,366</u>	<u>51,295</u>	<u>55,133</u>	<u>33,907</u>	<u>130,866</u>	<u>117,389</u>	<u>194,956</u>	<u>40,457</u>
<b>THIRD QUARTER - TOTAL</b> . . . . .	<u>141,118</u>	<u>57,106</u>	<u>70,586</u>	<u>40,425</u>	<u>163,842</u>	<u>138,011</u>	<u>203,965</u>	<u>42,145</u>
<b>FOURTH QUARTER - TOTAL</b> . . . . .	<u>147,553</u>	<u>60,120</u>	<u>79,298</u>	<u>44,203</u>	<u>192,636</u>	<u>155,197</u>	<u>200,879</u>	<u>39,276</u>
<b>Mobilization Assignee - Total</b> . . . . .	<u>33,288</u>	<u>2,162</u>	<u>24,052</u>	<u>1,608</u>	<u>46,292</u>	<u>2,887</u>	<u>35,990</u>	<u>2,386</u>
First Quarter . . . . .	7,643	400	5,705	406	10,789	721	6,573	338
Second Quarter . . . . .	8,224	561	6,494	434	12,645	771	7,416	543
Third Quarter . . . . .	8,931	624	6,806	449	13,616	834	8,986	574
Fourth Quarter . . . . .	8,490	577	5,047	319	9,242	561	13,015	931
<b>Mobilization Assignee (Selective Svc)-Total</b>	<u>1,778</u>	-	<u>1,778</u>	-	<u>6,199</u>	-	-	-
First Quarter . . . . .	441	-	441	-	1,628	-	-	-
Second Quarter . . . . .	451	-	451	-	1,561	-	-	-
Third Quarter . . . . .	442	-	442	-	1,470	-	-	-
Fourth Quarter . . . . .	444	-	444	-	1,540	-	-	-
<b>AF Reserve Combat Training Wings - Total</b>	<u>34,731</u>	<u>83,027</u>	<u>34,304</u>	<u>82,846</u>	<u>133,300</u>	<u>311,754</u>	<u>4,182</u>	<u>1,751</u>
First Quarter . . . . .	8,077	14,678	7,982	14,620	30,752	54,744	781	357
Second Quarter . . . . .	8,175	18,725	8,054	18,687	31,115	69,015	968	241
Third Quarter . . . . .	8,216	20,581	8,130	20,533	31,545	76,819	1,101	420
Fourth Quarter . . . . .	10,263	29,043	10,138	29,006	39,888	111,176	1,332	733
<b>Replacement Training Squadrons - Total</b>	<u>3,047</u>	<u>543</u>	<u>3,013</u>	<u>543</u>	<u>11,790</u>	<u>2,087</u>	<u>346</u>	<u>4</u>
First Quarter . . . . .	-	-	-	-	-	-	-	-
Second Quarter . . . . .	573	18	561	18	2,200	70	84	-
Third Quarter . . . . .	944	52	934	52	3,648	205	120	4
Fourth Quarter . . . . .	1,530	473	1,518	473	5,942	1,812	142	-
<b>AF Reserve Flying Training Wings - Total</b>	<u>12,176</u>	<u>28,097</u>	<u>12,153</u>	<u>28,087</u>	<u>46,876</u>	<u>105,323</u>	<u>1,722</u>	<u>1,085</u>
First Quarter . . . . .	3,474	6,913	3,472	6,913	13,356	26,137	251	59
Second Quarter . . . . .	3,641	8,288	3,636	8,285	14,026	31,074	459	364
Third Quarter . . . . .	3,824	9,543	3,817	9,537	14,703	36,436	844	485
Fourth Quarter . . . . .	1,237	3,353	1,228	3,352	4,791	11,676	168	177
<b>Air Depot Wings - Total</b> . . . . .	<u>3,869</u>	<u>7,892</u>	<u>3,683</u>	<u>7,777</u>	<u>14,207</u>	<u>27,627</u>	<u>558</u>	<u>257</u>
First Quarter . . . . .	940	1,562	916	1,541	3,167	5,068	114	70
Second Quarter . . . . .	987	1,796	861	1,769	3,682	6,361	131	66
Third Quarter . . . . .	985	2,103	953	2,078	3,776	7,573	184	67
Fourth Quarter . . . . .	957	2,431	953	2,389	3,582	8,625	129	54
<b>Airways and Air Communications Sq - Total</b>	<u>480</u>	<u>635</u>	<u>476</u>	<u>635</u>	<u>1,876</u>	<u>2,456</u>	<u>64</u>	<u>12</u>
First Quarter . . . . .	38	21	38	21	148	84	-	-
Second Quarter . . . . .	102	112	102	112	404	431	8	-
Third Quarter . . . . .	147	213	146	213	573	842	20	2
Fourth Quarter . . . . .	193	289	190	289	751	1,099	36	10

TABLE 268 - AF RESERVE INACTIVE DUTY TRAINING - FY 1955 (CONTINUED)

(Table below replaces Tables 262; 263; 264; and 265, FY 1954. Quarterly Participation in Inactive Duty Training is the Sum of Individual Participation by Month for Three Months.)

PROGRAM ELEMENT	PARTICIPANTS				MAN TRAINING PERIODS			
	Total		For Pay		Paid		Non Paid	
	Officer	Airman	Officer	Airman	Officer	Airman	Officer	Airman
<u>Aerial Port Squadrons - Total</u> . . . . .	<u>266</u>	<u>2,793</u>	<u>264</u>	<u>2,790</u>	<u>1,046</u>	<u>10,761</u>	<u>33</u>	<u>136</u>
First Quarter . . . . .	42	315	42	315	154	1,216	-	6
Second Quarter . . . . .	50	578	50	577	194	2,251	8	33
Third Quarter . . . . .	76	808	76	806	322	3,111	1	29
Fourth Quarter . . . . .	98	1,092	96	1,092	376	4,183	24	68
<u>Air Reserve Squadrons (ANG Nurse Tng)-Total</u>	<u>92</u>	-	<u>92</u>	-	<u>277</u>	-	<u>22</u>	-
First Quarter . . . . .	-	-	-	-	-	-	-	-
Second Quarter . . . . .	12	-	12	-	33	-	-	-
Third Quarter . . . . .	33	-	33	-	110	-	1	-
Fourth Quarter . . . . .	47	-	47	-	134	-	21	-
<u>Air Reserve Squadrons (Nav Tng) - Total</u> . .	<u>627</u>	-	<u>608</u>	-	<u>2,383</u>	-	<u>114</u>	-
First Quarter . . . . .	-	-	-	-	-	-	-	-
Second Quarter . . . . .	-	-	-	-	-	-	-	-
Third Quarter . . . . .	73	-	73	-	270	-	8	-
Fourth Quarter . . . . .	554	-	535	-	2,113	-	106	-
<u>Air Reserve Units (Spec Tng For Pay)-Total</u>	<u>166,389</u>	<u>22,089</u>	<u>163,189</u>	<u>20,835</u>	<u>319,355</u>	<u>40,631</u>	<u>72,755</u>	<u>2,275</u>
First Quarter . . . . .	20,680	2,929	19,999	2,770	36,263	4,959	6,958	910
Second Quarter . . . . .	35,738	4,249	34,912	4,025	65,006	7,416	11,250	1,357
Third Quarter . . . . .	49,976	6,985	49,176	6,757	93,809	12,191	24,828	3,186
Fourth Quarter . . . . .	59,995	7,926	59,102	7,283	124,277	16,065	29,719	3,822
<u>Air Reserve Units (Spec Tng Non Pay)-Total</u>	<u>4,954</u>	<u>373</u>	-	-	-	-	<u>10,200</u>	<u>772</u>
First Quarter . . . . .	612	35	-	-	-	-	1,104	64
Second Quarter . . . . .	1,130	111	-	-	-	-	2,003	192
Third Quarter . . . . .	1,330	116	-	-	-	-	2,787	264
Fourth Quarter . . . . .	1,882	111	-	-	-	-	4,306	252
<u>Mobilization Designee - Total</u> . . . . .	<u>9,007</u>	<u>139</u>	-	-	-	-	<u>21,230</u>	<u>354</u>
First Quarter . . . . .	2,396	45	-	-	-	-	4,805	130
Second Quarter . . . . .	2,227	44	-	-	-	-	5,543	106
Third Quarter . . . . .	2,240	29	-	-	-	-	5,286	71
Fourth Quarter . . . . .	2,144	21	-	-	-	-	5,596	47
<u>Air Reserve Units (General Tng) - Total</u> . .	<u>253,092</u>	<u>63,582</u>	-	-	-	-	<u>630,263</u>	<u>145,406</u>
First Quarter . . . . .	71,885	17,159	-	-	-	-	180,634	39,679
Second Quarter . . . . .	64,872	16,160	-	-	-	-	159,177	36,508
Third Quarter . . . . .	60,931	15,741	-	-	-	-	153,190	36,511
Fourth Quarter . . . . .	55,404	14,522	-	-	-	-	137,262	32,708
<u>Non-Affiliated Reserve Section - Total</u>	<u>15,664</u>	<u>1,856</u>	-	-	-	-	<u>31,962</u>	<u>3,232</u>
First Quarter . . . . .	4,195	610	-	-	-	-	8,420	1,179
Second Quarter . . . . .	4,184	653	-	-	-	-	7,903	1,047
Third Quarter . . . . .	2,970	311	-	-	-	-	6,610	532
Fourth Quarter . . . . .	4,315	282	-	-	-	-	9,023	474

Source: Personnel Statistics Division, Directorate of Statistical Services, DCS/Comptroller.

TABLE 269 - AF RESERVE ACTIVE DUTY TRAINING - FY 1955

(Table below replaces Tables 266 and 267, FY 1954)

PROGRAM ELEMENT	SHORT TOURS				SCHOOL TRAINING				SPECIAL TOURS			
	Number Completing		Training Days		Number Completing		Training Days		Number Completing		Training Days	
	Officer	Airman	Officer	Airman	Officer	Airman	Officer	Airman	Officer	Airman	Officer	Airman
<u>TOTAL</u> . . . . .	19,061	9,026	284,861	137,967	1,414	347	28,367	18,647	1,130	148	9,352	1,465
FIRST QUARTER - TOTAL . . . . .	6,752	7,593	101,479	114,290	466	140	9,275	1,953	158	130	748	1,289
SECOND QUARTER - TOTAL . . . . .	1,835	249	27,788	3,529	188	18	3,859	5,630	69	-	499	-
THIRD QUARTER - TOTAL . . . . .	2,390	325	37,694	4,825	158	86	3,967	2,840	131	-	1,931	25
FOURTH QUARTER - TOTAL . . . . .	8,084	859	117,900	15,323	602	103	11,266	8,224	772	18	6,174	151
Mobilization Assignee - Total . . . . .	4,053	285	61,790	4,238	252	6	5,391	60	32	-	421	-
First Quarter . . . . .	989	65	15,654	991	50	1	1,279	15	-	-	31	-
Second Quarter . . . . .	550	39	8,448	627	38	-	978	-	5	-	60	-
Third Quarter . . . . .	671	49	10,487	713	36	-	1,010	-	7	-	120	-
Fourth Quarter . . . . .	1,843	132	27,201	1,907	128	5	2,124	45	20	-	210	-
Mobilization Assignee (Selective Svc) - Total . . . . .	147	-	2,155	-	-	-	-	-	-	-	-	-
First Quarter . . . . .	55	-	855	-	-	-	-	-	-	-	-	-
Second Quarter . . . . .	20	-	270	-	-	-	-	-	-	-	-	-
Third Quarter . . . . .	21	-	315	-	-	-	-	-	-	-	-	-
Fourth Quarter . . . . .	51	-	715	-	-	-	-	-	-	-	-	-
AF Reserve Combat Training Wings - Total . . . . .	2,703	4,678	41,240	72,949	158	206	5,034	15,056	456	118	4,192	1,158
First Quarter . . . . .	2,638	4,653	39,515	69,737	37	88	890	1,113	96	117	266	1,156
Second Quarter . . . . .	37	25	546	320	12	8	463	5,426	21	-	109	-
Third Quarter . . . . .	8	-	90	-	16	54	788	2,044	74	-	970	-
Fourth Quarter . . . . .	20	-	1,089	2,892	93	56	2,893	6,473	265	1	2,847	2
Replacement Training Squadrons - Total . . . . .	-	-	-	-	5	1	203	41	65	-	812	-
Second Quarter . . . . .	-	-	-	-	-	-	-	-	1	-	15	-
Third Quarter . . . . .	-	-	-	-	-	-	-	-	14	-	212	-
Fourth Quarter . . . . .	-	-	-	-	5	1	203	41	50	-	585	-
AF Reserve Flying Training Wings - Total . . . . .	1,060	2,100	15,908	31,479	11	44	430	1,535	52	3	564	36
First Quarter . . . . .	1,034	2,099	15,503	31,464	6	5	104	142	16	3	43	36
Second Quarter . . . . .	8	-	123	-	2	4	21	108	5	-	40	-
Third Quarter . . . . .	17	1	261	15	2	32	187	796	14	-	202	-
Fourth Quarter . . . . .	1	-	21	-	1	3	118	489	17	-	279	-
Air Depot Wings - Total . . . . .	322	560	4,832	8,435	16	6	321	492	3	2	17	54
First Quarter . . . . .	322	560	4,832	8,435	7	-	131	-	3	2	17	54
Third Quarter . . . . .	-	-	-	-	2	-	61	-	-	-	-	-
Fourth Quarter . . . . .	-	-	-	-	7	6	129	492	-	-	-	-
Air Reserve Squadron (ANG Nurse Tng) - Total . . . . .	1	-	54	-	-	-	-	-	-	-	-	-
Fourth Quarter . . . . .	1	-	54	-	-	-	-	-	-	-	-	-

TABLE 269 - AF RESERVE ACTIVE DUTY TRAINING - FY 1955 (CONTINUED)

(Table below replaces Tables 266 and 267, FY 1954)

PROGRAM ELEMENT	SHORT TOURS				SCHOOL TRAINING				SPECIAL TOURS			
	Number Completing		Training Days		Number Completing		Training Days		Number Completing		Training Days	
	Officer	Airman	Officer	Airman	Officer	Airman	Officer	Airman	Officer	Airman	Officer	Airman
<u>Airways and Air Communications</u>												
Squadrons - Total . . . . .	33	19	413	248	2	-	25	7	3	-	57	-
First Quarter . . . . .	2	-	39	-	-	-	-	-	-	-	-	-
Second Quarter . . . . .	16	12	222	167	-	-	-	-	-	-	-	-
Third Quarter . . . . .	5	4	55	48	-	-	-	-	-	-	-	-
Fourth Quarter . . . . .	10	3	97	33	2	-	25	7	3	-	57	-
<u>Aerial Port Squadrons - Total</u> . . . . .	2	43	87	624	-	-	-	176	24	19	160	187
First Quarter . . . . .	-	5	-	25	-	-	-	-	10	8	14	43
Second Quarter . . . . .	1	6	14	90	-	1	-	-	1	-	35	-
Third Quarter . . . . .	2	1	53	15	-	-	-	-	-	-	56	25
Fourth Quarter . . . . .	2	31	20	494	-	-	-	176	13	11	55	119
<u>Air Reserve Squadrons (Nav Tng) - Total</u> . . . . .	-	-	-	-	-	-	-	-	1	-	1	2
Fourth Quarter . . . . .	-	-	-	-	-	-	-	-	1	-	1	2
<u>AF Reserve Units (Spec Tng for Pay) - Total</u>	8,342	1,132	124,728	17,082	481	32	8,294	497	207	3	1,518	6
First Quarter . . . . .	1,048	156	16,360	2,816	81	6	1,555	92	4	-	40	-
Second Quarter . . . . .	878	129	13,428	1,820	48	1	976	37	6	-	57	-
Third Quarter . . . . .	1,311	231	21,015	3,531	63	-	1,160	-	17	-	311	-
Fourth Quarter . . . . .	5,105	616	73,925	8,915	289	25	4,603	368	180	3	1,110	6
<u>AF Reserve Units (Spec Tng Non Pay) - Total</u>	3	2	45	30	-	-	-	-	1	-	11	-
First Quarter . . . . .	-	2	-	30	-	-	-	-	-	-	-	-
Fourth Quarter . . . . .	3	-	45	-	-	-	-	-	1	-	11	-
<u>Mobilization Designee - Total</u> . . . . .	1,247	16	18,895	238	81	-	1,558	-	4	-	61	-
First Quarter . . . . .	197	3	2,988	45	17	-	467	-	-	-	2	-
Second Quarter . . . . .	163	1	2,454	15	10	-	197	-	-	-	5	-
Third Quarter . . . . .	237	3	3,785	53	17	-	388	-	1	-	21	-
Fourth Quarter . . . . .	650	9	9,668	125	37	-	506	-	3	-	33	-
<u>AF Reserve Units (General Training) - Total</u>	1,145	191	14,714	2,644	408	52	7,111	783	282	3	1,538	22
First Quarter . . . . .	467	50	5,733	747	268	40	4,849	591	29	-	335	-
Second Quarter . . . . .	162	37	2,283	490	78	5	1,224	59	30	-	178	-
Third Quarter . . . . .	118	36	1,633	450	22	-	373	-	4	-	39	-
Fourth Quarter . . . . .	398	68	5,065	957	40	7	665	133	219	3	986	22

Source: Personnel Statistics Division, Directorate of Statistical Services, DCS/Comptroller.

TABLE 270 - AF RESERVE OFFICER AND WARRANT OFFICER GAINS AND LOSSES - FY 1955

Gain and Loss Detail	26 JUN THROUGH 25 JUL (1954)	26 JUL THROUGH 25 AUG	26 AUG THROUGH 25 SEP	26 SEP THROUGH 25 OCT	26 OCT THROUGH 25 NOV	26 NOV THROUGH 25 DEC	26 DEC THROUGH 25 JAN (1955)	26 JAN THROUGH 25 FEB	26 FEB THROUGH 25 MAR	26 MAR THROUGH 30 APR	1 MAY THROUGH 31 MAY	1 JUN THROUGH 30 JUN
<u>GAIN - TOTAL</u> . . . . .	<u>5,445</u>	<u>3,399</u>	<u>1,962</u>	<u>509</u>	<u>840</u>	<u>775</u>	<u>1,847</u>	<u>1,116</u>	<u>1,080</u>	<u>1,515</u>	<u>1,350</u>	<u>4,979</u>
Commissioned from Civil Life . . . . .	23	13	27	18	18	24	24	11	6	15	10	11
Reappointment . . . . .	117	61	68	50	76	124	110	65	30	103	84	64
Commissioned from ROTC . . . . .	4,570	1,952	792	77	83	33	236	128	642	357	26	3,615
Commissioned from Reserve Enlisted Status . . . . .	-	-	-	-	-	1	-	1	-	-	-	-
Officers from Extended Active Duty . . . . .	629	943	923	279	293	391	555	390	307	914	574	1,046
Commissioned from Warrant Officer or Enlisted Status . . . . .	-	-	-	-	1	-	-	1	-	-	1	-
Appointed Warrant Officer from Enlisted Status . . . . .	13	-	2	2	3	1	-	-	-	-	-	-
Revocation of Previous Declination of AF Reserve Indefinite Appointment . . . . .	1	1	1	1	1	-	-	-	2	2	2	1
Rescission/Revocation of Orders . . . . .	27	17	35	41	44	16	9	14	26	23	8	29
From Reserve Retired List . . . . .	1	1	1	1	5	1	-	1	5	3	2	3
From Air National Guard . . . . .	55	46	113	40	39	72	62	67	62	98	75	94
Net Gain from Administrative Adjustment . . . . .	9	365	-	-	277	112	851	438	-	-	568	116
<u>LOSS - TOTAL</u> . . . . .	<u>2,030</u>	<u>2,094</u>	<u>4,482</u>	<u>3,739</u>	<u>1,031</u>	<u>1,247</u>	<u>1,713</u>	<u>1,495</u>	<u>2,304</u>	<u>4,741</u>	<u>11,130</u>	<u>8,129</u>
Resignation, Term of Commission for Other than Cause . . . . .	457	426	164	308	169	224	150	427	399	644	9,290	6,905
Term of Commission for Cause . . . . .	36	72	27	29	19	7	40	8	15	6	-	8
Declination of Indefinite Appointment . . a/. . . . .	193	88	34	372	53	82	137	116	89	-	-	-
Non-Response to Indefinite Appointment . . a/. . . . .	104	96	97	75	39	97	126	179	65	502	869	530
Failure to Locate for Indefinite Appointment . . a/. . . . .	5	6	5	5	3	16	13	29	14	-	-	-
Ordered to Extended Active Duty . . . . .	868	1,132	3,297	1,369	583	320	1,117	604	782	1,265	692	474
Loss to Air National Guard . . . . .	162	114	147	145	72	47	46	83	93	66	185	54
Loss to Reserve Retired List . . . . .	29	9	46	25	21	41	45	14	140	50	47	61
Retirement . . . . .	24	53	31	66	34	9	8	4	29	9	8	15
Rescission/Revocation of Orders . . . . .	4	5	3	3	4	2	3	1	-	1	1	6
Deceased . . . . .	26	28	16	24	14	38	28	19	45	58	16	29
Net Loss from Administrative Adjustment . . . . .	122	65	655	1,318	20	364	-	11	633	2,140	22	47
<u>NET GAIN OR LOSS</u>	<u>3,415</u>	<u>1,305</u>	<u>-2,520</u>	<u>-3,230</u>	<u>-191</u>	<u>-472</u>	<u>134</u>	<u>-379</u>	<u>-1,224</u>	<u>-3,226</u>	<u>-9,780</u>	<u>-3,150</u>

a/ Starting with April's gains and losses, losses due to any of the noted three causes were shown as expiration of term of service.

Source: Personnel Statistics Division, Directorate of Statistical Services, DCS/Comptroller.

TABLE 271 - AF RESERVE AIRMAN GAINS AND LOSSES - FY 1955

GAIN AND LOSS DETAIL	26 JUN THROUGH 25 JUL (1954)	26 JUL THROUGH 25 AUG	26 AUG THROUGH 25 SEP	26 SEP THROUGH 25 OCT	26 OCT THROUGH 25 NOV	26 NOV THROUGH 25 DEC	26 DEC THROUGH 25 JAN (1955)	26 JAN THROUGH 25 FEB	26 FEB THROUGH 25 MAR	26 MAR THROUGH 30 APR	1 MAY THROUGH 31 MAY	1 JUN THROUGH 30 JUN
<b>GAIN - TOTAL</b>	<u>2,465</u>	<u>1,706</u>	<u>1,860</u>	<u>1,954</u>	<u>1,650</u>	<u>1,822</u>	<u>3,493</u>	<u>2,633</u>	<u>1,920</u>	<u>2,863</u>	<u>2,345</u>	<u>1,745</u>
AF Reserve Airmen from Extended Active Duty	-	7	-	-	4	1	-	3	1	-	-	2
Regular AF Airmen Transferred to AF Reserve to Fulfill Reserve Obligation	1,210	361	439	228	214	462	1,538	375	322	815	936	516
Reenlistment within 30 Days (AF Reserve)	30	39	17	11	20	17	20	16	17	8	25	7
Rescission/Revocation of Orders	2	1	3	2	4	-	-	19	10	-	-	2
Enlistment from Civil Life - Total	<u>876</u>	<u>1,210</u>	<u>1,215</u>	<u>1,402</u>	<u>1,248</u>	<u>1,153</u>	<u>1,200</u>	<u>1,520</u>	<u>1,235</u>	<u>1,553</u>	<u>944</u>	<u>1,100</u>
No Prior Service - Under 26	<u>332</u>	<u>391</u>	<u>519</u>	<u>693</u>	<u>573</u>	<u>595</u>	<u>503</u>	<u>689</u>	<u>528</u>	<u>561</u>	<u>525</u>	<u>552</u>
No Prior Service - 26 and Over	2	-	3	8	3	10	1	3	5	1	-	2
Prior AF Reserve Status	50	59	33	17	35	12	9	19	18	12	7	9
Prior Active Military Service (Break of Over 30 Days)	468	740	644	661	616	523	651	784	676	928	583	478
Prior Active Military Service (Break of 30 Days or Less)	24	20	16	23	21	13	36	25	8	31	29	19
Retired Regular AF Airmen Transferred to AF Reserve to Complete 30 Years	15	2	31	26	46	54	18	10	52	63	24	24
From Air National Guard	224	79	155	114	114	135	705	386	283	444	285	94
From Reserve Retired List	-	6	-	-	-	-	-	-	-	-	-	-
Net Gain from Administrative Adjustment	108	1	-	171	-	-	12	304	-	-	131	-
<b>LOSS - TOTAL</b>	<u>1,019</u>	<u>2,160</u>	<u>1,396</u>	<u>908</u>	<u>1,320</u>	<u>1,399</u>	<u>1,364</u>	<u>1,396</u>	<u>1,937</u>	<u>1,316</u>	<u>1,411</u>	<u>2,598</u>
Discharge ETS or Obligation	765	1,562	1,038	419	463	413	817	738	797	337	856	1,234
Discharge Other than ETS or Obligation	140	214	181	410	235	341	337	436	335	379	332	326
Discharge, No Prior Service - Under 26	1	2	2	-	-	8	5	-	-	-	-	1
Ordered to Extended Active Duty	25	5	14	6	25	56	67	74	86	145	107	160
Enlisted in Regular Establishment, No Prior Service - Under 26	10	15	22	12	10	2	2	51	41	36	25	18
Enlisted in Regular Establishment, Other	6	8	7	9	13	8	7	21	7	18	20	19
Loss to Air National Guard	58	31	28	23	30	11	26	34	33	38	33	20
Loss to Reserve Retired List	-	-	-	8	4	5	5	10	13	10	1	5
Retirement	1	-	1	1	-	-	5	-	1	-	1	1
Commissioned from Reserve Enlisted Status	1	-	-	1	-	-	2	1	-	1	-	-
Rescission/Revocation of Orders	-	2	2	1	1	-	-	1	3	4	5	3
Deceased	11	8	6	18	7	21	10	16	11	24	6	28
Net Loss from Administrative Adjustment	1	313	95	-	532	534	81	14	610	324	25	763
<b>NET GAIN OR LOSS</b>	<u>1,446</u>	<u>-454</u>	<u>464</u>	<u>1,046</u>	<u>330</u>	<u>423</u>	<u>2,129</u>	<u>1,237</u>	<u>-17</u>	<u>1,567</u>	<u>934</u>	<u>-853</u>

Source: Personnel Statistics Division, Directorate of Statistical Services, DCS/Comptroller



TABLE 272 - AF RESERVE INTER-PROGRAM ELEMENT GAINS AND LOSSES - FY 1955

(Table below is a new table. See definition at beginning of the Reserve area for explanation of abbreviations.)

PROGRAM ELEMENT	TOTAL LOSSES	GAINING COMMAND															
		MOAR	AFRCT	AFRPT	ADW	ARU (S-P)	ARU (S-NP)	MDR	ARU (G)	NARS	ISLRS	IRS	AACS	AFSQ	RTSQ	ARSQ (ANT)	ARSQ (NAV)
<u>OFFICER - TOTAL</u> . . . . .	154,074	545	2,149	520	96	21,007	1,168	237	17,074	39,427	68,630	1,648	90	47	1,091	30	315
Mobilization Assignment . . . . .	364	-	1	1	1	11	3	168	21	71	1	3	-	-	80	2	1
AF Reserve Combat Training . . . . .	1,243	7	-	7	3	38	-	1	103	581	-	26	5	5	440	-	27
AF Reserve Flying Training . . . . .	1,660	2	1,029	-	-	9	-	-	24	236	-	1	3	-	347	-	9
Air Depot Wings . . . . .	102	2	3	1	-	4	-	-	4	46	-	-	23	14	-	-	5
Air Reserve Unit (Specialized Training - Paid) . . . . .	3,564	19	110	30	15	-	180	-	1,745	1,248	5	20	20	6	58	-	108
Air Reserve Unit (Specialized Training - Non-Paid) . . . . .	686	-	2	-	-	369	-	11	166	136	-	2	-	-	-	-	-
Mobilization Designation . . . . .	398	350	-	-	4	1	7	-	15	20	-	1	-	-	-	-	-
Air Reserve Unit (General Training) . . . . .	24,486	43	148	69	15	16,561	705	27	-	6,678	12	110	10	9	41	2	56
Non-Affiliated Reserve Section . . . . .	32,329	94	524	257	46	2,458	196	25	9,621	-	17,413	1,472	22	6	94	23	78
Inactive Status List Reserve Section . . . . .	26,426	10	54	16	2	426	31	2	1,224	24,619	-	11	-	2	14	-	15
Ineligible Reserve Section . . . . .	62,557	18	139	138	10	1,124	46	3	4,134	5,709	51,199	-	5	4	17	3	8
Airways and Air Communications Squadron . . . . .	8	-	-	-	-	2	-	-	1	5	-	-	-	-	-	-	-
Aerial Port Squadron . . . . .	10	-	-	-	-	-	-	-	2	7	-	1	-	-	-	-	-
Replacement Training Squadron . . . . .	225	-	136	1	-	3	-	-	11	62	-	1	2	1	-	-	8
Air Reserve Squadron (ANG Nurse Training) . . . . .	4	-	-	-	-	-	-	-	-	4	-	-	-	-	-	-	-
Air Reserve Squadron (Navigation Training) . . . . .	12	-	3	-	-	1	-	-	3	5	-	-	-	-	-	-	-
<u>AIRMAN - TOTAL</u> . . . . .	19,779	34	5,187	306	73	2,337	85	15	2,539	7,477	671	163	85	243	564	-	-
Mobilization Assignment . . . . .	23	-	-	-	-	-	-	14	-	9	-	-	-	-	-	-	-
AF Reserve Combat Training . . . . .	3,369	-	-	15	6	24	-	-	112	2,656	-	48	8	25	475	-	-
AF Reserve Flying Training . . . . .	5,050	-	4,015	-	5	4	1	-	28	908	-	1	7	-	81	-	-
Air Depot Wings . . . . .	414	-	9	3	-	4	-	-	8	192	-	14	17	167	-	-	-
Air Reserve Unit (Specialized Training - Paid) . . . . .	1,041	1	64	7	6	-	29	-	455	452	-	16	11	-	-	-	-
Air Reserve Unit (Specialized Training - Non-Paid) . . . . .	128	-	-	1	-	95	-	-	10	20	-	2	-	-	-	-	-
Mobilization Designation . . . . .	30	21	-	-	8	-	-	-	1	-	-	-	-	-	-	-	-
Air Reserve Unit (General Training) . . . . .	5,192	1	118	36	9	1,832	50	-	-	3,061	-	62	13	8	2	-	-
Non-Affiliated Reserve Section . . . . .	3,373	11	730	214	33	287	4	1	1,588	-	423	19	25	32	6	-	-
Inactive Status List Reserve Section . . . . .	14	-	3	-	-	2	-	-	8	-	-	1	-	-	-	-	-
Ineligible Reserve Section . . . . .	869	-	74	30	5	89	1	-	326	81	248	-	4	11	-	-	-
Airways and Air Communications Squadron . . . . .	14	-	-	-	1	-	-	-	-	13	-	-	-	-	-	-	-
Aerial Port Squadron . . . . .	78	-	6	-	-	-	-	-	3	69	-	-	-	-	-	-	-
Replacement Training Squadron . . . . .	184	-	168	-	-	-	-	-	-	16	-	-	-	-	-	-	-

Source: Personnel Statistics Division, Directorate of Statistical Services, DCS/Comptroller.

TABLE 273 - AF RESERVE OFFICER PROMOTIONS BY PROGRAM ELEMENT AND GRADE TO WHICH PROMOTED  
FY - 1955

(Table below is a modification of Table 261, FY 1954)

PROGRAM ELEMENT	TOTAL	COLONEL	LIEUTENANT COLONEL	MAJOR	CAPTAIN	FIRST LIEUTENANT
<u>TOTAL</u> . . . . .	<u>9,534</u>	<u>190</u>	<u>699</u>	<u>1,411</u>	<u>3,352</u>	<u>3,882</u>
<u>RESERVES IN PAY STATUS ASSIGNMENTS - TOTAL</u> . . . . .	<u>3,866</u>	<u>118</u>	<u>362</u>	<u>705</u>	<u>1,376</u>	<u>1,305</u>
Mobilization Assignees . . . . .	1,136	85	189	334	299	229
Combat Training . . . . .	436	12	26	70	132	196
Flying Training . . . . .	440	11	31	72	168	158
Air Depot Wings . . . . .	96	1	8	22	34	31
Air Reserve Unit (Specialized Training - Paid) . . . . .	1,744	9	108	207	741	679
Airways and Air Communications Squadrons . . . . .	4	-	-	-	1	3
Replacement Training Squadrons . . . . .	2	-	-	-	-	2
Air Reserve Squadron (ANG Nurse Training) . . . . .	4	-	-	-	-	4
Air Reserve Squadron (Navigational Training) . . . . .	4	-	-	-	1	3
<u>RESERVES IN NON-PAY STATUS ASSIGNMENTS - TOTAL</u> . . . . .	<u>5,668</u>	<u>72</u>	<u>337</u>	<u>706</u>	<u>1,976</u>	<u>2,577</u>
Air Reserve Unit (Specialized Training Non-Paid) . . . . .	44	-	2	7	12	23
Air Reserve Unit (General Training) . . . . .	3,231	21	194	426	1,226	1,364
Mobilization Designees . . . . .	1,219	51	139	247	573	209
Non-Affiliated Reserve Section . . . . .	1,087	-	2	25	146	914
Ineligible Reserve Section . . . . .	53	-	-	1	11	41
Inactive Status List Reserve Section . . . . .	34	-	-	-	8	26

Source: Personnel Statistics Division, Directorate of Statistical Services, DCS/Comptroller.



TABLE 274 - AF RESERVE OFFICERS SENT TO ACTIVE MILITARY SERVICE BY GRADE,  
BY PROGRAM ELEMENT - FY 1955 (CONTINUED)

GRADE AND PROGRAM ELEMENT	26 JUN THROUGH 25 JUL (1954)	26 JUL THROUGH 25 AUG	26 AUG THROUGH 25 SEP	26 SEP THROUGH 25 OCT	26 OCT THROUGH 25 NOV	26 NOV THROUGH 25 DEC	26 DEC THROUGH 25 JAN (1955)	26 JAN THROUGH 25 FEB	26 FEB THROUGH 25 MAR	26 MAR THROUGH 30 APR	1 MAY THROUGH 31 MAY	1 JUN THROUGH 30 JUN
<u>Mobilization Designee - Total</u>	1	12	1	-	-	1	-	-	-	-	-	-
General	-	-	-	-	-	-	-	-	-	-	-	-
Colonel	-	-	-	-	-	-	-	-	-	-	-	-
Lieutenant Colonel	-	-	-	-	-	-	-	-	-	-	-	-
Major	-	-	1	-	-	-	-	-	-	-	-	-
Captain	-	-	-	-	-	-	-	-	-	-	-	-
First Lieutenant	-	-	-	-	-	-	-	-	-	-	-	-
Second Lieutenant	1	2	-	-	-	1	-	-	-	-	-	-
<u>Air Reserve Unit (General Training) - Total</u>	25	16	17	10	10	16	5	4	8	15	4	3
General	-	-	-	-	-	-	-	-	-	-	-	-
Colonel	-	-	-	-	-	-	-	-	-	-	-	-
Lieutenant Colonel	-	-	-	-	-	-	-	-	-	-	-	-
Major	-	-	-	-	1	1	-	-	-	1	-	-
Captain	-	-	-	-	-	1	1	-	-	3	-	-
First Lieutenant	2	5	3	-	1	3	1	2	2	3	2	1
Second Lieutenant	23	11	14	10	8	12	4	2	6	11	2	2
<u>Aerial Port Squadron - Total</u>	-	-	-	-	-	-	1	-	-	-	-	-
General	-	-	-	-	-	-	-	-	-	-	-	-
Colonel	-	-	-	-	-	-	-	-	-	-	-	-
Lieutenant Colonel	-	-	-	-	-	-	-	-	-	-	-	-
Major	-	-	-	-	-	-	-	-	-	-	-	-
Captain	-	-	-	-	-	-	-	-	-	-	-	-
First Lieutenant	-	-	-	-	-	-	-	-	-	-	-	-
Second Lieutenant	-	-	-	-	-	-	1	-	-	-	-	-
<u>Inactive Status List Reserve Section - Total</u>	-	-	-	-	-	-	-	-	-	-	-	-
General	-	-	-	-	-	-	-	-	-	-	-	-
Colonel	-	-	-	-	-	-	-	-	-	-	-	-
Lieutenant Colonel	-	-	-	-	-	-	-	-	-	-	-	-
Major	-	-	-	-	-	-	-	-	-	-	-	-
Captain	-	-	-	-	-	-	-	-	-	-	-	-
First Lieutenant	-	-	-	-	-	-	-	-	-	-	-	-
Second Lieutenant	-	-	-	-	-	-	-	-	-	-	-	-
Warrant Officer	-	-	-	-	-	-	-	-	-	-	-	-
<u>Ineligible Reserve Section - Total</u>	13	11	15	10	5	11	-	5	2	4	3	5
General	-	-	-	-	-	-	-	-	-	-	-	-
Colonel	-	-	-	-	-	-	-	-	-	-	-	-
Lieutenant Colonel	-	-	-	-	-	-	-	-	-	-	-	-
Major	-	-	-	-	-	-	-	-	-	-	-	-
Captain	-	-	-	-	-	-	-	-	-	-	-	-
First Lieutenant	-	-	-	-	1	-	-	-	-	-	-	-
Second Lieutenant	13	11	15	10	4	11	-	5	2	4	3	5
<u>Non-Affiliated Reserve Section - Total</u>	692	1,073	1,689	1,000	519	143	904	427	700	1,035	572	669
General	-	-	-	-	-	-	-	-	-	-	-	-
Colonel	-	-	1	-	-	-	-	-	-	-	-	-
Lieutenant Colonel	-	-	-	-	-	-	-	-	-	-	-	-
Major	-	-	-	-	-	1	-	-	-	-	-	-
Captain	-	-	5	3	-	-	-	1	-	-	-	-
First Lieutenant	9	6	3	7	11	5	24	5	1	4	1	9
Second Lieutenant	683	1,066	1,680	990	508	136	880	421	699	1,031	571	660
Warrant Officer	-	1	-	-	-	1	-	-	-	-	-	-

Source: Personnel Statistics Division, Directorate of Statistical Services, DCS/Comptroller.



TABLE 275 - AF RESERVE AIRMEN SENT TO ACTIVE MILITARY SERVICE BY GRADE, BY PROGRAM ELEMENT - FY 1955 (CONTINUED)

GRADE AND PROGRAM ELEMENT	26 JUN THROUGH 25 JUL (1954)	26 JUL THROUGH 25 AUG	26 AUG THROUGH 25 SEP	26 SEP THROUGH 25 OCT	26 OCT THROUGH 25 NOV	26 NOV THROUGH 25 DEC	26 DEC THROUGH 25 JAN (1955)	26 JAN THROUGH 25 FEB	26 FEB THROUGH 25 MAR	26 MAR THROUGH 30 APR	1 MAY THROUGH 31 MAY	1 JUN THROUGH 30 JUN
<u>Flying Training - Total</u>	1		1		1	1	1	7	13	8	7	
Master Sergeant						1				1		
Technical Sergeant							1		1			
Staff Sergeant	1		1		2	2	2	3	10	7	6	
Airman First Class					1	2	2					
Airman Second Class												
Airman Third Class												
Airman Basic												
<u>Airways and Air Communications Squadron - Total</u>							1		1			1
Master Sergeant												
Technical Sergeant							1		1			1
Staff Sergeant												
Airman First Class												
Airman Second Class												
Airman Third Class												
Airman Basic												
<u>Aerial Port Squadron - Total</u>								1		1		
Master Sergeant												
Technical Sergeant												
Staff Sergeant								1				
Airman First Class										1		
Airman Second Class												
Airman Third Class												
Airman Basic												
<u>Mobilization Designee - Total</u>						1						
Master Sergeant												
Technical Sergeant												
Staff Sergeant						1						
Airman First Class												
Airman Second Class												
Airman Third Class												
Airman Basic												
<u>Ineligible Reserve Section - Total</u>		1	2	1								
Master Sergeant		1		1								
Technical Sergeant												
Staff Sergeant		1	1									
Airman First Class			1									
Airman Second Class												
Airman Third Class												
Airman Basic												
<u>Inactive Status List Reserve Section - Total</u>			1									
Master Sergeant												
Technical Sergeant												
Staff Sergeant			1									
Airman First Class												
Airman Second Class												
Airman Third Class												
Airman Basic												

Source: Personnel Statistics Division, Directorate of Statistical Services DCS/Comptroller.

TABLE 276 - SUMMARY - AIR FORCE RESERVE PERSONNEL NOT ON ACTIVE DUTY -  
31 DEC 1947 THROUGH 30 JUN 1955

(This is a new table and does not appear in the previous fiscal year Statistical Digest)

DATE	TOTAL	COMMISSIONED OFFICERS	WARRANT OFFICERS	AIRMEN
31 December 1947 . . . . .	429,000	234,866	-	194,134
30 June 1948 . . . . .	427,960	234,462	-	193,498
31 July 1949 . . . . .	392,570	237,613	-	154,957
30 June 1950 . . . . .	374,256	256,720	-	117,536
25 June 1951 . . . . .	315,242	236,726	-	78,516
25 June 1952 . . . . .	316,850	223,222	-	93,628
25 June 1953 . . . . .	240,626	163,645	-	76,981
25 June 1954 . . . . .	255,674	168,916	1,298	85,460
30 June 1955 . . . . .	245,574	150,476	1,373	93,725

Source: Personnel Statistics Division, Directorate of Statistical Services, DCS/Comptroller.

TABLE 277—FUNCTIONAL DISTRIBUTION OF AIR FORCE RESERVE AIRPLANE INVENTORY  
QUARTERLY, FISCAL YEAR 1955

TYPE	ACTIVE						INACTIVE	
	TOTAL AIRPLANES ON HAND	TOTAL	TACTICAL AND TRANSPORT	OPERATIONAL SUPPORT	MAINTENANCE	PROJECT	TOTAL	OTHER
30 SEPTEMBER 1954								
TOTAL . . . . .	<u>519</u>	<u>512</u>	<u>479</u>	-	<u>23</u>	<u>10</u>	<u>7</u>	<u>7</u>
Bomber . . . . .	10	10	10	-	-	-	-	-
Fighter . . . . .	158	153	148	-	5	-	5	5
Reconnaissance . . . . .	5	5	5	-	-	-	-	-
Cargo . . . . .	208	208	187	-	11	10	-	-
Trainer . . . . .	138	136	129	-	7	-	2	2
31 DECEMBER 1954								
TOTAL . . . . .	<u>625</u>	<u>623</u>	<u>602</u>	<u>1</u>	<u>20</u>	-	<u>2</u>	<u>2</u>
Bomber . . . . .	12	12	12	-	-	-	-	-
Fighter . . . . .	185	185	183	-	2	-	-	-
Reconnaissance . . . . .	5	5	5	-	-	-	-	-
Cargo . . . . .	244	244	243	-	1	-	-	-
Trainer . . . . .	179	177	159	1	17	-	2	2
31 MARCH 1955								
TOTAL . . . . .	<u>679</u>	<u>677</u>	<u>653</u>	<u>1</u>	<u>23</u>	-	<u>2</u>	<u>2</u>
Bomber . . . . .	11	11	10	-	1	-	-	-
Fighter . . . . .	213	213	209	-	4	-	-	-
Reconnaissance . . . . .	7	7	7	-	-	-	-	-
Cargo . . . . .	255	255	248	-	7	-	-	-
Trainer . . . . .	193	191	179	1	11	-	2	2
30 JUNE 1955								
TOTAL . . . . .	<u>682</u>	<u>682</u>	<u>660</u>	<u>1</u>	<u>21</u>	-	-	-
Bomber . . . . .	23	23	23	-	-	-	-	-
Fighter . . . . .	220	220	210	-	10	-	-	-
Reconnaissance . . . . .	1	1	1	-	-	-	-	-
Cargo . . . . .	249	249	245	-	4	-	-	-
Trainer . . . . .	189	189	181	1	7	-	-	-

Source: Operations Statistics Division, Directorate of Statistical Services, EC3/C.



TABLE 278 - FUNCTIONAL DISTRIBUTION SUMMARY OF AIR FORCE RESERVE AIRCRAFT POSSESSED, QUARTERLY - FISCAL YEARS 1950 - 1955

(This is a new table and does not appear in the previous fiscal year Statistical Digest)

DATE OF INVENTORY	ACTIVE							INACTIVE					EXCESS AND RECOMMENDED RECLAMATION
	TOTAL AIRCRAFT ON HAND	TOTAL ACTIVE AIRCRAFT	TACTICAL AND TRANSPORT UNIT	TRAINING	OPERATIONAL SUPPORT	MAINTENANCE	PROJECT	TOTAL INACTIVE	STORAGE	MODIFICATION	BAILMENT X MODEL	OTHER	
FY 1950													
30 September.	966	937	a/209	-	726	2	-	29	29	-	-	-	-
31 December .	1,187	1,187	a/666	-	426	95	-	-	-	-	-	-	-
31 March. . .	1,194	1,164	a/882	-	198	84	-	30	-	1	-	29	-
30 June . . .	954	954	a/425	-	469	60	-	-	-	-	-	-	-
FY 1951													
30 September.	833	801	a/257	-	445	99	-	32	-	-	-	28	4
31 December .	809	808	a/316	-	417	75	-	1	-	-	-	-	1
31 March. . .	656	656	a/243	-	357	56	-	-	-	-	-	-	-
30 June . . .	146	144	-	-	111	33	-	2	-	-	-	1	1
FY 1952													
30 September.	17	16	a/ 1	1	8	7	-	1	-	-	-	-	1
31 December .	-	-	-	-	-	-	-	-	-	-	-	-	-
31 March. . .	-	-	-	-	-	-	-	-	-	-	-	-	-
30 June . . .	68	68	67	-	-	1	-	-	-	-	-	-	-
FY 1953													
30 September.	143	143	143	-	-	-	-	-	-	-	-	-	-
31 December .	178	175	174	-	-	1	-	3	-	3	-	-	-
31 March. . .	267	264	233	2	-	29	-	3	-	3	-	-	-
30 June . . .	321	315	285	-	-	30	-	6	-	5	-	1	-
FY 1954													
30 September.	408	370	339	6	-	22	3	38	-	38	-	-	-
31 December .	453	404	367	1	-	36	-	49	-	49	-	-	-
31 March. . .	430	430	397	-	-	33	-	-	-	-	-	-	-
30 June . . .	486	485	457	-	-	28	-	1	-	-	1	-	-
FY 1955													
30 September..	519	512	479	-	-	23	10	7	-	-	-	7	-
31 December..	625	623	602	-	1	20	-	2	-	-	-	2	-
31 March. . .	679	677	653	-	1	23	-	2	-	-	-	2	-
30 June . . .	682	682	660	-	1	21	-	-	-	-	-	-	-

a/Data prior to 31 December 1951 represents totals of "Tactical and Transport" and Training.

b/Air Force Reserve Wings recalled to Active Duty.

Source: Operations Statistics Division, Directorate of Statistical Services, DCS/C.

TABLE 279—STATUS OF AIR FORCE RESERVE AIRPLANE PROGRAM  
QUARTERLY, FISCAL YEAR 1955

TYPE AND MODEL	PROGRAM	INVENTORY	DIFFERENCES		PROGRAM	INVENTORY	DIFFERENCES	
			OVERAGES	SHORTAGES			OVERAGES	SHORTAGES
	30 SEPTEMBER 1954				31 DECEMBER 1954			
<u>TOTAL.</u>	<u>469</u>	<u>519</u>	<u>68</u>	<u>18</u>	<u>610</u>	<u>625</u>	<u>52</u>	<u>37</u>
B-25.	-	-	-	-	-	1	1	-
B-26.	21	16	-	5	24	18	-	6
F-51.	12	22	10	-	12	4	-	8
F-80.	109	142	33	-	156	174	18	-
F-84.	-	-	-	-	-	9	9	-
C-45.	39	39	-	-	57	62	5	-
C-46.	158	153	-	5	156	152	-	4
C-119.	12	17	5	-	39	31	-	8
T-6.	4	22	18	-	-	17	17	-
T-28.	60	62	2	-	59	61	2	-
T-33.	54	46	-	8	107	96	-	11
	31 MARCH 1955				30 JUNE 1955			
<u>TOTAL.</u>	<u>730</u>	<u>679</u>	<u>18</u>	<u>69</u>	<u>786</u>	<u>682</u>	<u>18</u>	<u>122</u>
B-25.	-	1	1	-	-	1	1	-
B-26.	18	19	1	-	18	25	7	-
F-80.	167	173	6	-	166	170	4	-
F-84.	60	39	-	21	98	50	-	48
F-86.	-	1	1	-	-	-	-	-
C-45.	67	70	3	-	67	68	1	-
C-46.	185	154	-	31	200	156	-	44
C-47.	25	25	-	-	30	25	-	5
C-119.	39	32	-	7	39	26	-	13
T-6.	-	6	6	-	-	4	4	-
T-28.	61	60	-	1	60	61	1	-
T-33.	108	99	-	9	108	96	-	12

Source: Operations Statistics Division, Directorate of Statistical Services, DC3/C.

TABLE 280 - STATUS AND LINE CLASSIFICATION OF AIR FORCE RESERVE AIRPLANE INVENTORY  
QUARTERLY, FISCAL YEAR 1955

TYPE AND MODEL	TOTAL			ACTIVE			INACTIVE		
	TOTAL	FIRST LINE	SECOND LINE	TOTAL	FIRST LINE	SECOND LINE	TOTAL	FIRST LINE	SECOND LINE
30 SEPTEMBER 1954									
TOTAL. . . . .	<u>519</u>	<u>127</u>	<u>392</u>	<u>512</u>	<u>127</u>	<u>385</u>	<u>7</u>	-	<u>7</u>
B-26 . . . . .	10	-	10	10	-	10	-	-	-
F-51 . . . . .	16	-	16	11	-	11	5	-	5
F-80 . . . . .	142	2	140	142	2	140	-	-	-
RB-26 . . . . .	5	-	5	5	-	5	-	-	-
C-45 . . . . .	39	-	39	39	-	39	-	-	-
C-46 . . . . .	152	-	152	152	-	152	-	-	-
C-119 . . . . .	17	17	-	17	17	-	-	-	-
T-6 . . . . .	22	-	22	20	-	20	2	-	2
T-28 . . . . .	62	62	-	62	62	-	-	-	-
T-33 . . . . .	46	46	-	46	46	-	-	-	-
TB-26 . . . . .	1	-	1	1	-	1	-	-	-
TC-46 . . . . .	1	-	1	1	-	1	-	-	-
TF-51 . . . . .	6	-	6	6	-	6	-	-	-
31 DECEMBER 1954									
TOTAL. . . . .	<u>625</u>	<u>188</u>	<u>437</u>	<u>623</u>	<u>188</u>	<u>435</u>	<u>2</u>	-	<u>2</u>
B-26 . . . . .	12	-	12	12	-	12	-	-	-
F-51 . . . . .	2	-	2	2	-	2	-	-	-
F-80 . . . . .	174	-	174	174	-	174	-	-	-
F-84 . . . . .	9	-	9	9	-	9	-	-	-
RB-26 . . . . .	5	-	5	5	-	5	-	-	-
C-45 . . . . .	62	-	62	62	-	62	-	-	-
C-46 . . . . .	151	-	151	151	-	151	-	-	-
C-119 . . . . .	31	31	-	31	31	-	-	-	-
T-6 . . . . .	17	-	17	15	-	15	2	-	2
T-28 . . . . .	61	61	-	61	61	-	-	-	-
T-33 . . . . .	96	96	-	96	96	-	-	-	-
TB-25 . . . . .	1	-	1	1	-	1	-	-	-
TB-26 . . . . .	1	-	1	1	-	1	-	-	-
TC-46 . . . . .	1	-	1	1	-	1	-	-	-
TF-51 . . . . .	2	-	2	2	-	2	-	-	-

TABLE 280 --STATUS AND LINE CLASSIFICATION OF AIR FORCE RESERVE AIRPLANE INVENTORY  
 QUARTERLY, FISCAL YEAR 1955 (CONTINUED)

TYPE AND MODEL	TOTAL			ACTIVE			INACTIVE		
	TOTAL	FIRST LINE	SECOND LINE	TOTAL	FIRST LINE	SECOND LINE	TOTAL	FIRST LINE	SECOND LINE
31 MARCH 1955									
<u>TOTAL</u> . . .	<u>679</u>	<u>192</u>	<u>487</u>	<u>677</u>	<u>192</u>	<u>485</u>	<u>2</u>	-	<u>2</u>
B-26 . . . . .	11	-	11	11	-	11	-	-	-
F-80 . . . . .	173	-	173	173	-	173	-	-	-
F-34 . . . . .	39	-	39	39	-	39	-	-	-
F-86 . . . . .	1	1	-	1	1	-	-	-	-
RB-26 . . . . .	7	-	7	7	-	7	-	-	-
C-45 . . . . .	70	-	70	70	-	70	-	-	-
C-46 . . . . .	153	-	153	153	-	153	-	-	-
C-119 . . . . .	32	32	-	32	32	-	-	-	-
T-6 . . . . .	6	-	6	4	-	4	2	-	2
T-28 . . . . .	60	60	-	60	60	-	-	-	-
T-33 . . . . .	99	99	-	99	99	-	-	-	-
TB-25 . . . . .	1	-	1	1	-	1	-	-	-
TB-26 . . . . .	1	-	1	1	-	1	-	-	-
TC-46 . . . . .	1	-	1	1	-	1	-	-	-
TC-47 . . . . .	25	-	25	25	-	25	-	-	-
30 JUNE 1955									
<u>TOTAL</u> . . .	<u>682</u>	<u>182</u>	<u>500</u>	<u>682</u>	<u>182</u>	<u>500</u>	-	-	-
B-26 . . . . .	23	-	23	23	-	23	-	-	-
F-80 . . . . .	170	-	170	170	-	170	-	-	-
F-34 . . . . .	50	-	50	50	-	50	-	-	-
RB-26 . . . . .	1	-	1	1	-	1	-	-	-
C-45 . . . . .	68	-	68	68	-	68	-	-	-
C-46 . . . . .	155	-	155	155	-	155	-	-	-
C-119 . . . . .	26	25	1	26	25	1	-	-	-
TB-25 . . . . .	1	-	1	1	-	1	-	-	-
TB-26 . . . . .	1	-	1	1	-	1	-	-	-
TC-46 . . . . .	1	-	1	1	-	1	-	-	-
TC-47 . . . . .	25	-	25	25	-	25	-	-	-
T-6 . . . . .	4	-	4	4	-	4	-	-	-
T-28 . . . . .	61	61	-	61	61	-	-	-	-
T-33 . . . . .	96	96	-	96	96	-	-	-	-

Source: Operations Statistics Division, Directorate of Statistical Services, DCS/C.

TABLE 281 - AIR FORCE RESERVE FLYING HOURS

MONTH AND YEAR	TOTAL HOURS FLOWN	AVERAGE ACTIVE AIRCRAFT		MONTH AND YEAR	TOTAL HOURS FLOWN	AVERAGE ACTIVE AIRCRAFT	
		ON HAND	PERCENT IN COMM.			ON HAND	PERCENT IN COMM.
<u>1954</u>				<u>1955</u>			
July . . . . .	22,936	484	81	January . . . . .	12,624	613	78
August . . . . .	26,819	512	76	February . . . . .	11,573	637	78
September . . . . .	13,597	492	79	March . . . . .	16,086	659	77
October . . . . .	13,842	510	81	April . . . . .	17,021	662	79
November . . . . .	12,439	552	80	May . . . . .	19,461	670	76
December . . . . .	10,454	587	80	June . . . . .	18,966	663	76

Source: Operations Statistics Division, Directorate of Statistical Services, DCS/Comptroller

TABLE 282 - AIR NATIONAL GUARD FLYING HOURS

MONTH AND YEAR	TOTAL HOURS FLOWN	AVERAGE AIRCRAFT ON HAND	PERCENT AVERAGE AIRCRAFT IN COMM.	MONTH AND YEAR	TOTAL HOURS FLOWN	AVERAGE AIRCRAFT ON HAND	PERCENT AVERAGE AIRCRAFT IN COMM.
<u>1954</u>				<u>1955</u>			
July . . . . .	33,753	1,745	77	January . . . . .	23,246	2,013	70
August . . . . .	38,077	1,803	78	February . . . . .	22,398	2,017	69
September . . . . .	27,749	1,880	71	March . . . . .	29,712	2,002	70
October . . . . .	27,928	1,951	69	April . . . . .	33,244	1,997	68
November . . . . .	23,390	2,009	69	May . . . . .	34,999	1,944	72
December . . . . .	22,689	2,028	70	June . . . . .	41,090	1,992	74

Source: Operations Statistics Division, Directorate of Statistical Services, DCS/Comptroller

TABLE 283 - OBLIGATIONS DURING FISCAL YEAR 1955 FROM FUNDS APPROPRIATED FOR AIR NATIONAL GUARD  
(IN THOUSANDS OF DOLLARS. FIGURES IN PARENTHESES INDICATE MINUS AMOUNTS.)

BUDGET PROGRAM NUMBER AND TITLE	ACTUAL OBLIGATIONS DURING FY 1955 AS OF 30 JUNE 1955		
	NET OBLIGATIONS	REIMBURSEMENTS COLLECTED	GROSS OBLIGATIONS
<u>Appropriation - Total a/</u> . . . . .	<u>163,474</u>	<u>497</u>	<u>163,971</u>
210 Weapons, Ammunition and Assist Take-Off Units. . . . .	1,651	-	1,651
220 Ground Powered and Marine Equipment. . . . .	6,054	-	6,054
230 Electronics and Communication Equipment. . . . .	2,549	-	2,549
250 Training Equipment . . . . .	-	-	-
270 Other Major Equipment. . . . .	5,028	-	5,028
310 Planning . . . . .	206	-	206
320 Military Construction - Continental US . . . . .	15,068	-	15,068
330 Military Construction - Outside Continental US . . . . .	121	-	121
410 Operation of Aircraft. . . . .	36,133	(25)	36,108
420 Organization, Base and Maintenance Equipment & Supplies. . . . .	6,339	(5)	6,334
430 Logistical Support . . . . .	11,551	b/	11,551
440 Training Support . . . . .	47,178	464	47,642
470 Medical Support. . . . .	122	4	126
480 Service-Wide Support . . . . .	131	-	131
520 Military Personnel . . . . .	27,480	13	27,493
540 Travel of ANG Officers on Air Defense Training . . . . .	448	-	448
550 Subsistence. . . . .	1,260	46	1,306
560 Individual Clothing. . . . .	2,155	-	2,155

a/ Reflects status of Air Force accounts prior to certification pursuant to Section 1311, Public Law 663, 83rd Congress.

b/ Less than \$500.00.

Source: Financial Management Division, Directorate of Budget, DCS/Comptroller

TABLE 284 — AUTHORIZED AND ASSIGNED AIR NATIONAL GUARD STRENGTH IN FEDERALLY RECOGNIZED UNITS BY STATE OR TERRITORY — FY 1955

STATE OR TERRITORY	30 SEPTEMBER (1954)			31 DECEMBER			31 MARCH (1955)			30 JUNE		
	Units	Auth	Asgd'	Units	Auth	Asgd	Units	Auth	Asgd	Units	Auth	Asgd
<u>WORLDWIDE - TOTAL</u>	<u>620</u>	<u>75,909</u>	<u>52,531</u>	<u>632</u>	<u>77,770</u>	<u>56,490</u>	<u>645</u>	<u>79,863</u>	<u>60,055</u>	<u>659</u>	<u>79,604</u>	<u>61,306</u>
<u>CONTINENTAL US - TOTAL</u>	<u>610</u>	<u>74,257</u>	<u>51,147</u>	<u>621</u>	<u>76,094</u>	<u>55,040</u>	<u>634</u>	<u>78,182</u>	<u>58,577</u>	<u>648</u>	<u>77,948</u>	<u>59,801</u>
Alabama . . . . .	25	3,073	2,301	25	3,077	2,366	26	3,191	2,504	27	3,250	2,603
Arizona . . . . .	3	575	521	3	580	565	3	582	568	3	595	555
Arkansas . . . . .	15	2,126	1,368	16	2,230	1,505	16	2,230	1,652	16	2,204	1,684
California . . . . .	43	4,447	3,245	43	4,474	3,460	44	4,870	3,684	47	5,200	3,829
Colorado . . . . .	18	1,605	865	18	1,610	925	18	1,614	987	18	1,590	983
Connecticut . . . . .	15	1,425	754	15	1,430	826	16	1,534	900	16	1,489	918
Delaware . . . . .	2	469	314	2	474	348	2	476	392	2	469	384
District of Columbia . . . . .	16	1,229	839	16	1,234	869	16	1,242	902	16	1,209	912
Florida . . . . .	2	471	459	3	576	511	3	578	538	3	575	521
Georgia . . . . .	21	2,597	1,844	22	2,707	2,113	23	2,815	2,255	23	2,764	2,255
Idaho . . . . .	4	828	538	4	833	585	4	835	607	5	928	624
Illinois . . . . .	19	2,526	1,463	20	2,649	1,620	20	2,657	1,718	20	2,601	1,783
Indiana . . . . .	16	1,540	796	16	1,570	916	16	1,574	1,015	17	1,647	1,039
Iowa . . . . .	11	1,665	1,038	11	1,675	1,147	12	1,870	1,304	13	1,990	1,347
Kansas . . . . .	9	1,041	550	10	1,201	659	10	1,203	741	11	1,318	753
Kentucky . . . . .	10	908	784	10	910	785	10	912	786	11	980	800
Louisiana . . . . .	6	795	573	8	1,141	659	8	1,143	724	9	1,008	750
Maine . . . . .	14	1,271	575	14	1,278	608	14	1,281	658	14	1,248	643
Maryland . . . . .	3	558	511	3	560	513	3	575	537	3	568	546
Massachusetts . . . . .	23	2,436	1,969	23	2,452	2,020	23	2,460	2,060	23	2,405	2,027
Michigan . . . . .	18	1,949	1,305	18	1,964	1,355	18	2,039	1,468	18	1,850	1,489
Minnesota . . . . .	16	1,689	1,187	16	1,700	1,343	16	1,705	1,447	16	1,657	1,475
Mississippi . . . . .	8	1,670	1,106	10	2,018	1,292	13	2,432	1,492	13	2,417	1,591
Missouri . . . . .	24	2,718	1,507	24	2,718	1,614	24	2,722	1,754	24	2,680	1,864
Montana . . . . .	2	472	370	2	477	375	2	479	426	2	472	432
Nebraska . . . . .	7	714	460	7	719	528	8	821	576	8	798	597
Nevada . . . . .	2	463	293	2	478	325	2	480	396	2	473	395
New Hampshire . . . . .	2	528	292	2	535	347	2	541	361	2	533	365
New Jersey . . . . .	19	1,980	1,468	19	1,987	1,554	19	1,992	1,602	19	1,937	1,648
New Mexico . . . . .	2	469	366	2	474	461	3	576	488	3	569	463
New York . . . . .	38	5,184	3,755	38	5,214	4,072	38	5,232	4,273	38	5,101	4,359
North Carolina . . . . .	9	833	562	9	838	619	10	940	660	10	920	671
North Dakota . . . . .	2	532	369	2	539	392	2	541	386	2	533	387
Ohio . . . . .	26	3,411	2,468	26	3,425	2,575	26	3,441	2,751	27	3,471	2,767
Oklahoma . . . . .	13	1,527	1,026	13	1,537	1,070	14	1,641	1,137	14	1,568	1,151
Oregon . . . . .	15	1,501	1,033	15	1,506	1,056	15	1,510	1,108	16	1,589	1,157
Pennsylvania . . . . .	39	4,170	3,010	40	4,220	3,174	40	4,231	3,310	41	4,245	3,406
Rhode Island . . . . .	6	1,016	720	6	1,021	759	6	1,024	786	6	1,016	814
South Carolina . . . . .	5	622	484	5	627	521	5	629	523	5	630	535
South Dakota . . . . .	2	531	422	2	538	444	2	540	468	3	632	511
Tennessee . . . . .	15	1,939	1,386	15	1,943	1,502	15	1,943	1,570	15	1,910	1,589
Texas . . . . .	22	2,343	1,814	22	2,355	1,902	23	2,461	1,978	23	2,403	1,981
Utah . . . . .	5	973	854	5	978	905	5	981	919	5	978	917
Vermont . . . . .	3	569	369	3	578	376	3	580	421	3	563	428
Virginia . . . . .	1	413	193	1	415	213	1	417	231	1	409	247
Washington . . . . .	11	1,355	888	11	1,360	974	11	1,364	1,062	11	1,342	1,062
West Virginia . . . . .	4	575	479	4	577	504	4	579	549	4	568	542
Wisconsin . . . . .	17	2,044	1,340	17	2,050	1,449	17	2,055	1,546	17	2,009	1,600
Wyoming . . . . .	2	482	314	3	642	339	3	644	357	3	637	372
<u>OUTSIDE CONTL US-TOTAL</u>	<u>10</u>	<u>1,652</u>	<u>1,384</u>	<u>11</u>	<u>1,676</u>	<u>1,450</u>	<u>11</u>	<u>1,681</u>	<u>1,478</u>	<u>11</u>	<u>1,656</u>	<u>1,505</u>
Alaska . . . . .	2	181	110	2	186	114	2	186	118	2	186	143
Hawaii . . . . .	5	978	861	5	982	883	5	985	910	5	967	920
Puerto Rico . . . . .	3	493	413	4	508	453	4	510	450	4	503	442

TABLE 285 - AUTHORIZED AND ASSIGNED AIR NATIONAL GUARD

STATE OR TERRITORY	30 SEPTEMBER (1954)				31 DECEMBER			
	Officer		Airman		Officer		Airman	
	Authorized	Assigned	Authorized	Assigned	Authorized	Assigned	Authorized	Assigned
<u>WORLDWIDE - TOTAL</u> . . .	<u>9,096</u>	<u>5,934</u>	<u>66,813</u>	<u>46,597</u>	<u>9,271</u>	<u>6,211</u>	<u>68,499</u>	<u>50,279</u>
<u>CONTINENTAL US - TOTAL</u> . . .	<u>8,888</u>	<u>5,799</u>	<u>65,369</u>	<u>45,348</u>	<u>9,059</u>	<u>6,077</u>	<u>67,035</u>	<u>48,963</u>
Alabama . . . . .	320	241	2,753	2,060	321	251	2,756	2,115
Arizona . . . . .	75	54	500	467	75	54	505	511
Arkansas . . . . .	204	119	1,922	1,249	223	126	2,007	1,379
California . . . . .	555	444	3,892	2,801	560	442	3,914	3,018
Colorado . . . . .	188	133	1,417	732	189	138	1,421	787
Connecticut . . . . .	176	121	1,249	633	177	116	1,253	710
Delaware . . . . .	47	26	422	288	47	28	427	320
District of Columbia . . . . .	156	109	1,073	730	157	111	1,077	758
Florida . . . . .	49	39	422	420	74	44	502	467
Georgia . . . . .	277	219	2,320	1,625	303	230	2,404	1,883
Idaho . . . . .	72	47	756	491	72	50	761	535
Illinois . . . . .	279	172	2,247	1,291	285	187	2,364	1,433
Indiana . . . . .	193	115	1,347	681	196	122	1,374	794
Iowa . . . . .	207	108	1,458	930	208	118	1,467	1,029
Kansas . . . . .	94	62	947	488	99	68	1,102	591
Kentucky . . . . .	137	100	771	684	138	104	772	681
Louisiana . . . . .	69	38	726	535	90	50	1,051	609
Maine . . . . .	170	80	1,101	495	171	85	1,107	523
Maryland . . . . .	68	59	490	452	68	57	492	456
Massachusetts . . . . .	337	242	2,099	1,727	340	243	2,112	1,777
Michigan . . . . .	231	146	1,718	1,159	232	149	1,732	1,206
Minnesota . . . . .	220	119	1,469	1,068	223	126	1,477	1,217
Mississippi . . . . .	158	97	1,512	1,009	179	115	1,839	1,177
Missouri . . . . .	332	193	2,386	1,314	333	202	2,385	1,412
Montana . . . . .	50	41	422	329	50	42	427	333
Nebraska . . . . .	67	49	647	411	67	57	652	471
Nevada . . . . .	50	27	413	266	51	28	427	297
New Hampshire . . . . .	73	29	455	263	73	32	462	315
New Jersey . . . . .	256	180	1,724	1,288	257	184	1,730	1,370
New Mexico . . . . .	47	36	422	330	47	38	427	423
New York . . . . .	719	435	4,465	3,320	723	466	4,491	3,606
North Carolina . . . . .	79	58	754	504	79	64	759	555
North Dakota . . . . .	77	45	455	324	77	45	462	347
Ohio . . . . .	371	272	3,040	2,196	372	285	3,053	2,290
Oklahoma . . . . .	192	139	1,335	887	192	138	1,345	932
Oregon . . . . .	151	100	1,350	933	152	100	1,354	956
Pennsylvania . . . . .	509	349	3,661	2,661	515	363	3,705	2,811
Rhode Island . . . . .	108	61	908	659	108	67	913	692
South Carolina . . . . .	81	47	541	437	81	46	546	475
South Dakota . . . . .	76	40	455	382	76	46	462	398
Tennessee . . . . .	282	161	1,657	1,225	283	176	1,660	1,326
Texas . . . . .	262	216	2,081	1,598	263	220	2,092	1,682
Utah . . . . .	130	71	843	783	130	73	848	832
Vermont . . . . .	90	41	479	328	92	44	486	332
Virginia . . . . .	48	19	365	174	48	26	367	187
Washington . . . . .	151	90	1,204	798	151	95	1,209	879
West Virginia . . . . .	77	51	498	428	77	56	500	448
Wisconsin . . . . .	278	128	1,766	1,212	281	138	1,769	1,311
Wyoming . . . . .	50	31	432	283	54	32	588	307
<u>OUTSIDE CONTL US - TOTAL</u> . . . . .	<u>208</u>	<u>135</u>	<u>1,444</u>	<u>1,249</u>	<u>212</u>	<u>134</u>	<u>1,464</u>	<u>1,316</u>
Alaska . . . . .	38	24	143	86	38	15	148	95
Hawaii . . . . .	120	87	858	774	120	82	862	795
Puerto Rico . . . . .	50	24	443	389	54	27	454	426

Source: Personnel Statistics Division, Directorate of Statistical Services, DCS/C.



## MILITARY STRENGTH BY STATE OR TERRITORY - FY 1955

31 MARCH (1955)				30 JUNE				STATE OR TERRITORY
Officer		Airman		Officer		Airman		
Authorized	Assigned	Authorized	Assigned	Authorized	Assigned	Authorized	Assigned	
<u>9,633</u>	<u>6,493</u>	<u>70,230</u>	<u>53,562</u>	<u>9,718</u>	<u>6,698</u>	<u>69,886</u>	<u>54,608</u>	<u>WORLDWIDE - TOTAL</u>
<u>9,420</u>	<u>6,355</u>	<u>68,762</u>	<u>52,222</u>	<u>9,505</u>	<u>6,554</u>	<u>68,443</u>	<u>53,247</u>	<u>CONTINENTAL US - TOTAL</u>
346	269	2,845	2,235	375	274	2,875	2,329	Alabama
76	60	506	508	76	56	519	499	Arizona
226	136	2,004	1,516	223	149	1,981	1,535	Arkansas
595	449	4,275	3,235	660	463	4,540	3,366	California
189	146	1,425	841	181	145	1,409	838	Colorado
202	127	1,332	773	192	129	1,297	789	Connecticut
48	33	428	359	48	31	421	353	Delaware
157	111	1,085	791	144	116	1,065	796	District of Columbia
75	44	503	494	76	44	499	477	Florida
328	234	2,487	2,021	321	243	2,443	2,012	Georgia
73	53	762	554	98	65	830	559	Idaho
287	188	2,370	1,530	274	205	2,327	1,578	Illinois
196	125	1,378	890	208	134	1,439	905	Indiana
227	129	1,643	1,175	222	135	1,768	1,212	Iowa
99	71	1,104	670	126	76	1,192	677	Kansas
138	105	774	681	152	103	828	697	Kentucky
91	55	1,052	669	107	64	901	686	Louisiana
171	89	1,110	569	161	89	1,087	554	Maine
70	58	505	479	70	58	498	488	Maryland
342	247	2,118	1,813	330	248	2,075	1,779	Massachusetts
260	156	1,779	1,312	287	156	1,563	1,333	Michigan
224	136	1,481	1,311	210	143	1,447	1,332	Minnesota
208	126	2,224	1,366	209	137	2,208	1,454	Mississippi
333	208	2,389	1,546	325	220	2,355	1,674	Missouri
51	44	428	382	51	43	421	389	Montana
92	65	729	511	89	66	709	531	Nebraska
52	31	428	365	52	34	421	361	Nevada
78	33	463	328	78	33	455	332	New Hampshire
258	188	1,734	1,414	244	188	1,693	1,460	New Jersey
73	44	503	444	73	43	496	420	New Mexico
726	486	4,506	3,787	704	503	4,397	3,856	New York
104	63	836	597	101	63	819	608	North Carolina
78	48	463	338	78	48	455	339	North Dakota
380	295	3,061	2,456	394	288	3,077	2,479	Ohio
218	136	1,423	1,001	202	140	1,366	1,011	Oklahoma
152	105	1,358	1,003	174	115	1,415	1,042	Oregon
516	375	3,715	2,935	516	376	3,729	3,030	Pennsylvania
109	69	915	717	113	73	903	741	Rhode Island
82	50	547	473	82	45	548	490	South Carolina
77	53	463	415	102	74	530	437	South Dakota
285	193	1,658	1,377	278	197	1,632	1,392	Tennessee
289	222	2,172	1,756	276	217	2,127	1,764	Texas
131	85	850	834	134	85	844	832	Utah
93	43	487	378	89	48	474	380	Vermont
49	28	368	203	50	28	359	219	Virginia
152	100	1,212	962	148	101	1,194	961	Washington
78	58	501	491	78	61	490	481	West Virginia
281	152	1,774	1,394	269	167	1,740	1,433	Wisconsin
55	34	589	323	55	35	582	337	Wyoming
<u>213</u>	<u>138</u>	<u>1,468</u>	<u>1,340</u>	<u>213</u>	<u>144</u>	<u>1,443</u>	<u>1,361</u>	<u>OUTSIDE CONT US - TOTAL</u>
37	19	149	99	37	23	149	120	Alaska
121	91	864	819	121	90	846	830	Hawaii
55	28	455	422	55	31	448	411	Puerto Rico

TABLE 286 - AUTHORIZED AND ASSIGNED STRENGTH OF AIR NATIONAL GUARD WARRANT OFFICERS - FY 1955

(Table below is a modification of Table 278, FY 1954. Data are included in the preceding table.)

STATE OR TERRITORY	30 SEPTEMBER 1954		31 DECEMBER 1954		31 MARCH 1955		30 JUNE 1955	
	Authorized	Assigned	Authorized	Assigned	Authorized	Assigned	Authorized	Assigned
WORLDWIDE - TOTAL . . .	289	146	303	154	310	161	614	172
CONTINENTAL US - TOTAL . . .	282	141	295	149	302	156	603	167
Alabama . . . . .	15	7	15	7	15	7	27	7
Arizona . . . . .	3	1	3	1	3	1	4	1
Arkansas . . . . .	12	6	12	7	12	8	15	6
California . . . . .	12	11	13	10	14	10	47	11
Colorado . . . . .	4	3	4	3	4	3	16	3
Connecticut . . . . .	3	3	3	3	3	3	13	3
Delaware . . . . .	3	-	3	-	3	1	4	1
District of Columbia . . .	3	1	3	1	3	1	6	1
Florida . . . . .	3	1	3	1	3	1	4	1
Georgia . . . . .	8	5	8	6	8	6	26	6
Idaho . . . . .	8	3	8	5	8	6	9	7
Illinois . . . . .	11	5	11	5	11	6	18	7
Indiana . . . . .	4	1	4	1	4	1	8	1
Iowa . . . . .	5	4	5	4	9	6	21	5
Kansas . . . . .	8	4	9	4	9	3	12	4
Kentucky . . . . .	4	1	4	1	4	1	7	1
Louisiana . . . . .	5	1	10	3	10	3	9	5
Maine . . . . .	3	1	3	1	3	1	6	1
Maryland . . . . .	2	-	2	-	2	-	3	-
Massachusetts . . . . .	6	6	6	6	6	5	20	5
Michigan . . . . .	6	1	6	1	6	1	7	1
Minnesota . . . . .	5	3	5	3	5	3	9	3
Mississippi . . . . .	12	5	17	7	19	9	21	13
Missouri . . . . .	12	4	12	4	12	5	26	6
Montana . . . . .	3	1	3	1	3	1	4	1
Nebraska . . . . .	3	3	3	3	3	3	4	3
Nevada . . . . .	3	2	3	2	3	2	4	2
New Hampshire . . . . .	3	-	3	-	3	-	4	-
New Jersey . . . . .	7	5	7	6	7	7	11	7
New Mexico . . . . .	3	1	3	1	3	1	4	1
New York . . . . .	14	9	14	7	14	8	40	8
North Carolina . . . . .	4	1	4	1	4	1	5	1
North Dakota . . . . .	3	1	3	1	3	1	4	1
Ohio . . . . .	11	8	11	8	11	8	25	8
Oklahoma . . . . .	6	4	6	4	6	3	8	3
Oregon . . . . .	4	3	4	4	4	4	14	3
Pennsylvania . . . . .	13	7	13	7	13	7	29	8
Rhode Island . . . . .	4	2	4	2	4	2	12	2
South Carolina . . . . .	4	-	4	1	4	1	5	1
South Dakota . . . . .	3	2	3	2	3	2	4	2
Tennessee . . . . .	5	1	5	1	5	1	16	1
Texas . . . . .	8	5	8	5	8	4	13	5
Utah . . . . .	3	1	3	1	3	1	11	1
Vermont . . . . .	3	-	3	-	3	-	4	-
Virginia . . . . .	1	-	1	-	1	-	2	-
Washington . . . . .	6	2	6	2	6	2	17	2
West Virginia . . . . .	3	2	3	2	3	2	4	2
Wisconsin . . . . .	5	4	5	4	5	4	16	4
Wyoming . . . . .	3	-	4	-	4	-	5	-
OUTSIDE CONTL US - TOTAL .	7	5	8	5	8	5	11	5
Alaska . . . . .	1	-	1	-	1	-	1	-
Hawaii . . . . .	4	4	4	4	4	4	5	4
Puerto Rico . . . . .	2	1	3	1	3	1	5	1

Source: Personnel Statistics Division, Directorate of Statistical Services, DCS/Comptroller.

TABLE 287 - AIR NATIONAL GUARD PARTICIPATION IN TRAINING ASSEMBLIES - FY 1955

END OF MONTH	POTENTIAL DRILL	ACTUAL DRILL	PER CENT OF PARTICI- PATION	POTENTIAL DRILL	ACTUAL DRILL	PER CENT OF PARTICI- PATION
<u>1954</u>						
July . . . . .	18,413	17,011	92.4	143,725	126,692	88.1
August . . . . .	20,401	18,856	92.4	163,916	142,288	86.8
September . . . . .	22,611	20,978	92.8	188,950	162,249	85.9
October . . . . .	23,916	22,241	93.0	189,142	164,554	87.0
November . . . . .	24,338	22,634	93.0	194,418	169,144	87.0
December . . . . .	24,712	22,982	93.0	199,028	173,154	87.0
<u>1955</u>						
January . . . . .	24,844	23,250	93.6	203,160	176,343	86.8
February . . . . .	25,382	23,732	93.5	207,544	181,809	87.6
March . . . . .	25,736	23,857	92.7	212,066	185,134	87.3
April . . . . . )						
May . . . . . )	a/70,730	a/65,778	a/93.0	a/617,378	a/541,855	a/87.8
June . . . . . )						

a/ Not available by month for Fourth Quarter.

Source: Personnel Statistics Division, DCS/Comptroller, Hq USAF

TABLE 288 - AIR NATIONAL GUARD PARTICIPATION IN FIELD TRAINING - FY 1955

END OF QUARTER.	NUMBER COMPLETING 15-DAY FIELD TRAINING		CUMULATIVE NUMBER COMPLETING 15-DAY FIELD TRAINING	
	Officers	Airmen	Officers	Airmen
<u>FY 1955</u>				
First Quarter . .	3,962	30,121	3,962	30,121
Second Quarter . .	25	100	3,987	30,221
Third Quarter . .	-	-	3,987	30,221
Fourth Quarter . .	1,666	12,618	5,653	42,839

Source: Personnel Statistics Division, DCS/Comptroller, Hq USAF

TABLE 289 - AIR NATIONAL GUARD PILOT TRAINING - FY 1955

END OF MONTH	INPUT THIS MONTH INTO PILOT TRAINING REPLACEMENT PROGRAM		ATTRITION IN PILOT TRAINING REPLACEMENT PROGRAM		NUMBER IN PILOT TRAINING REPLACEMENT PROGRAM		GRADUATES FROM PILOT TRAINING	
	Officer	Airman	Officer	Airman	Officer	Airman	Officer	Airman
<u>1954</u>								
July . . .	3	60	1	6	106	426	11	10
August . .	6	22	2	6	95	422	15	20
September .	7	43	-	17	101	424	1	24
October . .	16	52	3	7	105	416	9	53
November .	17	25	-	1	115	431	7	9
December .	1	18	3	8	99	423	14	18
<u>1955</u>								
January . .	14	50	-	12	107	440	6	21
February . .	4	34	1	9	108	439	2	26
March . . .	9	40	3	10	112	434	2	35
April . . .	12	26	3	8	114	424	7	28
May . . . .	15	42	2	10	126	440	1	16
June . . . .	25	46	4	18	139	442	8	26

Source: Personnel Statistics Division, DCS/Comptroller, Hq USAF

TABLE 290 - AIR NATIONAL GUARD SCHOOL TRAINING - FY 1955

END OF MONTH	NUMBER OF ANG COMPLETING SCHOOL TRAINING		CUMULATIVE NUMBER COMPLETING SCHOOL TRAINING THIS DATE		AVERAGE DAYS PER MAN IN SCHOOL TRAINING		NUMBER NOW IN SCHOOL TRAINING	
	Officer	Airman	Officer	Airman	Officer	Airman	Officer	Airman
<u>1954</u>								
July . . .	60	184	60	184	76.39	94.76	97	1,364
August . .	36	399	96	583	82.49	101.45	111	1,060
September .	63	607	159	1,190	87.81	104.62	105	695
October . .	63	241	222	1,431	89.48	105.22	94	595
November .	27	231	249	1,662	91.57	105.27	68	690
December .	37	216	286	1,878	91.09	104.58	8	576
<u>1955</u>								
January . .	27	194	313	2,072	83.35	107.67	264	757
February . .	50	168	363	2,240	86.20	107.94	310	797
March . . .	52	268	415	2,508	85.09	107.17	307	739
April . . .	49	259	464	2,767	86.08	107.19	305	671
May . . . .	61	230	525	2,997	84.20	106.48	326	604
June . . . .	97	245	622	3,242	82.51	68.99	407	3,342

Source: Personnel Statistics Division, DCS/Comptroller, Hq USAF

TABLE 291 - SUMMARY - AIR NATIONAL GUARD PERSONNEL NOT ON ACTIVE DUTY -  
30 NOV 1946 THROUGH 30 JUN 1955

(This is a new table and does not appear in the previous fiscal year Statistical Digest)

DATE	TOTAL	COMMISSIONED OFFICERS	WARRANT OFFICERS	AIRMEN
30 November 1946 . . . . .	3,080	1,039	-	2,041
30 June 1947 . . . . .	10,086	2,757	-	7,329
30 June 1948 . . . . .	29,257	4,468	-	24,789
30 June 1949 . . . . .	41,435	6,553	-	34,882
30 June 1950 . . . . .	44,982	7,024	-	37,958
30 June 1951 . . . . .	20,166	2,128	-	18,038
30 June 1952 . . . . .	14,888	1,527	-	13,361
30 June 1953 . . . . .	35,556	3,839	-	31,717
30 June 1954 . . . . .	49,845	4,287	1,454	44,104
30 June 1955 . . . . .	61,306	4,957	1,741	54,608

Source: National Guard Bureau.

TABLE 292 — FUNCTIONAL DISTRIBUTION OF AIR NATIONAL GUARD AIRPLANE INVENTORY  
QUARTERLY, FISCAL YEAR 1955

TYPE	ACTIVE							INACTIVE		
	TOTAL AIRPLANES ON HAND	TOTAL	TACTICAL AND TRANSPORT	ADMINIS-TRATIVE	SPECIAL MISSION	MAINTENANCE	PROJECT	TOTAL	MODIFICA-TION	EXCESS AND RECOMMENDED RECLAM-TION
30 SEPTEMBER 1954										
TOTAL. . .	<u>1,941</u>	<u>1,913</u>	<u>1,801</u>	<u>37</u>	<u>38</u>	<u>29</u>	<u>8</u>	<u>28</u>	<u>25</u>	<u>3</u>
Bomber. . . . .	82	82	80	-	-	2	-	-	-	-
Fighter . . . . .	1,206	1,179	1,156	-	1	16	6	27	24	3
Reconnaissance.	31	31	28	-	-	3	-	-	-	-
Cargo . . . . .	124	124	80	37	6	1	-	-	-	-
Trainer . . . . .	496	495	457	-	29	7	2	1	1	-
Communication .	2	2	-	-	2	-	-	-	-	-
31 DECEMBER 1954										
TOTAL. . .	<u>2,028</u>	<u>2,025</u>	<u>1,883</u>	<u>52</u>	<u>35</u>	<u>54</u>	<u>1</u>	<u>3</u>	<u>1</u>	<u>2</u>
Bomber. . . . .	84	84	83	-	-	1	-	-	-	-
Fighter . . . . .	1,279	1,276	1,239	-	1	35	1	3	1	2
Reconnaissance.	31	31	28	-	-	3	-	-	-	-
Cargo . . . . .	140	140	79	52	5	4	-	-	-	-
Trainer . . . . .	492	492	454	-	27	11	-	-	-	-
Communication .	2	2	-	-	2	-	-	-	-	-
31 MARCH 1955										
TOTAL. . .	<u>2,003</u>	<u>1,998</u>	<u>1,824</u>	<u>52</u>	<u>33</u>	<u>89</u>	-	<u>5</u>	<u>1</u>	<u>4</u>
Bomber. . . . .	89	89	82	-	-	7	-	-	-	-
Fighter . . . . .	1,285	1,280	1,218	-	1	61	-	5	1	4
Reconnaissance.	43	43	40	-	-	3	-	-	-	-
Cargo . . . . .	142	142	78	52	4	8	-	-	-	-
Trainer . . . . .	442	442	406	-	26	10	-	-	-	-
Communication .	2	2	-	-	2	-	-	-	-	-
30 JUNE 1955										
TOTAL. . .	<u>2,052</u>	<u>2,049</u>	<u>1,903</u>	<u>52</u>	<u>39</u>	<u>55</u>	-	<u>3</u>	-	<u>3</u>
Bomber. . . . .	89	89	87	-	-	2	-	-	-	-
Fighter . . . . .	1,314	1,311	1,261	-	1	49	-	3	-	3
Reconnaissance.	72	72	70	-	-	2	-	-	-	-
Cargo . . . . .	148	148	91	52	5	-	-	-	-	-
Trainer . . . . .	427	427	394	-	31	2	-	-	-	-
Communication .	2	2	-	-	2	-	-	-	-	-

Source: Operations Statistics Division, Directorate of Statistical Services, DCS/C.

TABLE 293 - FUNCTIONAL DISTRIBUTION SUMMARY OF AIR NATIONAL GUARD AIRCRAFT POSSESSED, QUARTERLY - FISCAL YEARS 1950 - 1955

(This is a new table and does not appear in the previous fiscal year Statistical Digest)

DATE OF INVENTORY	ACTIVE									INACTIVE					
	TOTAL AIRCRAFT ON HAND	TOTAL ACTIVE AIRCRAFT	TACTICAL AND TRANSPORT UNIT	TRAINING	MINIMUM INDIVIDUAL TRAINING	ADMINISTRATIVE	SPECIAL MISSION	MAINTENANCE	PROJECT	TOTAL INACTIVE	STORAGE	MODIFICATION	BAILMENT X-MODEL	OTHER	EXCESS AND RECOMMENDED RECLAMATION
FY 1950															
30 September . . .	2,334	2,302	a/ 676		1,536	33	-	57	-	32	20	4	-	-	8
31 December . . .	2,460	2,442	a/1,808		543	18	20	48	5	18	3	6	-	-	9
31 March . . . . .	2,552	2,541	a/2,192		263	19	15	52	-	11	3	1	-	1	6
30 June . . . . .	2,674	2,654	a/2,562		3	23	17	49	-	20	-	9	-	4	7
FY 1951															
30 September . . .	2,317	2,286	a/2,190		2	25	18	51	-	31	-	17	-	3	11
31 December . . .	1,833	1,812	a/1,729		2	22	19	40	-	21	-	12	-	-	9
31 March . . . . .	934	929	a/ 956		1	22	19	31	-	5	-	-	-	-	5
30 June . . . . .	586	582	a/ 514		-	24	9	35	-	4	-	1	-	-	3
FY 1952															
30 September . . .	519	508	a/ 450		-	24	10	24	-	11	-	9	-	-	2
31 December . . .	493	482	413	-	-	35	5	29	-	11	-	9	-	-	2
31 March . . . . .	444	432	363	-	-	39	-	30	-	12	-	9	-	-	3
30 June . . . . .	427	423	367	-	-	43	-	13	-	4	-	1	-	-	3
FY 1953															
30 September . . .	473	470	421	-	-	35	-	14	-	3	-	1	-	-	2
31 December . . .	513	496	447	-	-	21	7	20	1	17	-	2	12	2	1
31 March . . . . .	741	687	630	1	-	13	6	32	5	54	-	-	1	53	-
30 June . . . . .	1,020	989	916	8	5	-	9	51	-	31	-	12	-	18	1
FY 1954															
30 September . . .	1,451	1,342	1,257	16	-	-	15	51	3	109	-	71	-	38	-
31 December . . .	1,679	1,561	1,444	11	4	-	18	83	1	118	-	61	-	56	1
31 March . . . . .	1,687	1,680	1,558	-	1	-	29	92	-	7	-	3	-	2	2
30 June . . . . .	1,784	1,730	1,641	-	-	10	37	42	-	54	-	49	-	2	3
FY 1955															
30 September . . .	1,941	1,913	1,801	-	-	37	38	29	8	28	-	25	-	-	3
31 December . . .	2,028	2,025	1,883	-	-	52	35	54	1	3	-	1	-	-	2
31 March . . . . .	2,003	1,998	1,824	-	-	52	33	89	-	5	-	1	-	-	4
30 June . . . . .	2,052	2,049	1,903	-	-	52	39	55	-	3	-	-	-	-	3

a/Data prior to 31 December 1951 represents totals of "Tact and Trans" and Training.  
Source: Operations Statistics Division, Directorate of Statistical Services, DCS/C.

TABLE 294 - STATUS OF AIR NATIONAL GUARD AIRPLANE PROGRAM  
QUARTERLY, FISCAL YEAR 1955

TYPE AND MODEL	PROGRAM	INVENTORY	DIFFERENCES		PROGRAM	INVENTORY	DIFFERENCES	
			OVERAGES	SHORTAGES			OVERAGES	SHORTAGES
	30 SEPTEMBER 1954				31 DECEMBER 1954			
TOTAL . . . . .	<u>1,702</u>	<u>1,941</u>	<u>263</u>	<u>24</u>	<u>1,763</u>	<u>2,028</u>	<u>336</u>	<u>71</u>
B-25 . . . . .	30	30	-	-	30	30	-	-
B-26 . . . . .	121	116	-	5	121	118	-	3
F-47 . . . . .	-	4	4	-	-	4	4	-
F-51 . . . . .	407	576	169	-	403	446	43	-
F-80 . . . . .	212	212	-	-	214	253	39	-
F-84 . . . . .	70	87	17	-	68	199	131	-
F-86 . . . . .	267	256	-	11	270	257	-	13
F-89 . . . . .	-	5	5	-	-	25	25	-
F-94 . . . . .	108	121	13	-	184	138	-	46
C-45 . . . . .	38	37	-	1	52	52	-	-
C-46 . . . . .	10	10	-	-	10	10	-	-
C-47 . . . . .	76	75	-	1	76	76	-	-
C-53 . . . . .	1	1	-	-	1	1	-	-
T-6 . . . . .	209	264	55	-	156	250	94	-
T-33 . . . . .	151	145	-	6	176	167	-	9
L-16 . . . . .	2	2	-	-	2	2	-	-
	31 MARCH 1955				30 JUNE 1955			
TOTAL . . . . .	<u>2,095</u>	<u>2,003</u>	<u>91</u>	<u>183</u>	<u>2,225</u>	<u>2,052</u>	<u>70</u>	<u>243</u>
B-25 . . . . .	30	30	-	-	30	30	-	-
B-26 . . . . .	126	123	-	3	157	137	-	20
B-51 . . . . .	392	363	-	29	363	289	-	74
F-80 . . . . .	237	262	25	-	246	284	38	-
F-84 . . . . .	284	244	-	40	277	274	-	3
F-86 . . . . .	295	259	-	36	345	264	-	81
F-89 . . . . .	27	41	14	-	51	63	12	-
F-94 . . . . .	235	164	-	71	252	208	-	44
C-45 . . . . .	52	52	-	-	52	52	-	-
C-46 . . . . .	10	10	-	-	12	10	-	2
C-47 . . . . .	77	78	1	-	86	84	-	2
C-53 . . . . .	1	1	-	-	1	1	-	-
T-6 . . . . .	156	207	51	-	155	175	20	-
T-33 . . . . .	171	167	-	4	188	179	-	9
L-16 . . . . .	2	2	-	-	2	2	-	-
SA-16 . . . . .	-	-	-	-	8	-	-	8

Source: Operations Statistics Division, Directorate of Statistical Services, PCS/C.



TABLE 295 - STATUS AND LINE CLASSIFICATION OF AIR NATIONAL GUARD AIRPLANE INVENTORY  
QUARTERLY, FISCAL YEAR 1955

TYPE AND MODEL	TOTAL			ACTIVE			INACTIVE		
	TOTAL	FIRST LINE	SECOND LINE	TOTAL	FIRST LINE	SECOND LINE	TOTAL	FIRST LINE	SECOND LINE
30 SEPTEMBER 1954									
<u>TOTAL</u> . . .	<u>1,941</u>	<u>455</u>	<u>1,486</u>	<u>1,913</u>	<u>453</u>	<u>1,460</u>	<u>28</u>	<u>2</u>	<u>26</u>
B-26 . . . . .	82	-	82	82	-	82	-	-	-
F-47 . . . . .	4	-	4	4	-	4	-	-	-
F-51 . . . . .	523	-	523	521	-	521	2	-	2
F-80 . . . . .	212	-	212	188	-	188	24	-	24
F-84 . . . . .	87	15	72	87	15	72	-	-	-
F-86 . . . . .	254	33	221	253	32	221	1	1	-
F-89 . . . . .	5	-	5	5	-	5	-	-	-
F-94 . . . . .	121	104	17	121	104	17	-	-	-
RB-26 . . . . .	10	-	10	10	-	10	-	-	-
RF-51 . . . . .	19	-	19	19	-	19	-	-	-
RF-86 . . . . .	2	-	2	2	-	2	-	-	-
C-45 . . . . .	37	-	37	37	-	37	-	-	-
C-46 . . . . .	9	-	9	9	-	9	-	-	-
VB-26 . . . . .	2	-	2	2	-	2	-	-	-
VC/C-47 . . . . .	75	-	75	75	-	75	-	-	-
VC-53 . . . . .	1	-	1	1	-	1	-	-	-
T-6 . . . . .	264	158	106	264	158	106	-	-	-
T-33 . . . . .	145	145	-	144	144	-	1	1	-
TS-25 . . . . .	30	-	30	30	-	30	-	-	-
TB-26 . . . . .	22	-	22	22	-	22	-	-	-
TC-46 . . . . .	1	-	1	1	-	1	-	-	-
TRF-51 . . . . .	3	-	3	3	-	3	-	-	-
TF-51 . . . . .	31	-	31	31	-	31	-	-	-
L-16 . . . . .	2	-	2	2	-	2	-	-	-
31 DECEMBER 1954									
<u>TOTAL</u> . . .	<u>2,028</u>	<u>490</u>	<u>1,538</u>	<u>2,025</u>	<u>489</u>	<u>1,536</u>	<u>3</u>	<u>1</u>	<u>2</u>
B-26 . . . . .	84	-	84	84	-	84	-	-	-
F-47 . . . . .	4	-	4	4	-	4	-	-	-
F-51 . . . . .	406	-	406	405	-	405	1	-	1
F-80 . . . . .	251	-	251	250	-	250	1	-	1
F-84 . . . . .	199	59	140	199	59	140	-	-	-
F-86 . . . . .	256	25	231	255	24	231	1	1	-
F-89 . . . . .	25	-	25	25	-	25	-	-	-
F-94 . . . . .	138	84	54	138	84	54	-	-	-
RB-26 . . . . .	9	-	9	9	-	9	-	-	-
RF-51 . . . . .	19	-	19	19	-	19	-	-	-
RF-80 . . . . .	2	-	2	2	-	2	-	-	-
RF-86 . . . . .	1	-	1	1	-	1	-	-	-
C-45 . . . . .	52	-	52	52	-	52	-	-	-
C-46 . . . . .	9	-	9	9	-	9	-	-	-
VB-26 . . . . .	2	-	2	2	-	2	-	-	-
VC/C-47 . . . . .	76	-	76	76	-	76	-	-	-
VC-53 . . . . .	1	-	1	1	-	1	-	-	-
T-6 . . . . .	250	155	95	250	155	95	-	-	-
T-33 . . . . .	167	167	-	167	167	-	-	-	-
TB-25 . . . . .	30	-	30	30	-	30	-	-	-
TB-26 . . . . .	23	-	23	23	-	23	-	-	-
TC-46 . . . . .	1	-	1	1	-	1	-	-	-
TRF-51 . . . . .	3	-	3	3	-	3	-	-	-
TF-51 . . . . .	18	-	18	18	-	18	-	-	-
L-16 . . . . .	2	-	2	2	-	2	-	-	-

TABLE 295 -- STATUS AND LINE CLASSIFICATION OF AIR NATIONAL GUARD AIRPLANE INVENTORY  
 QUARTERLY, FISCAL YEAR 1955  
 (CONTINUED)

TYPE AND MODEL	TOTAL			ACTIVE			INACTIVE		
	TOTAL	FIRST LINE	SECOND LINE	TOTAL	FIRST LINE	SECOND LINE	TOTAL	FIRST LINE	SECOND LINE
31 MARCH 1955									
<u>TOTAL</u> . . .	<u>2,003</u>	<u>450</u>	<u>1,553</u>	<u>1,998</u>	<u>448</u>	<u>1,550</u>	5	2	3
B-26 . . . . .	89	-	89	89	-	89			
F-51 . . . . .	327	-	327	326	-	326	1		1
F-30 . . . . .	252	-	252	251	-	251	1		1
F-34 . . . . .	244	98	146	244	98	146			
F-36 . . . . .	257	15	242	256	14	242	1	1	
F-39 . . . . .	41	16	25	40	15	25	1	1	
F-94 . . . . .	164	-	164	163	-	163	1		1
RB-26 . . . . .	9	-	9	9	-	9			
RF-51 . . . . .	19	-	19	19	-	19			
RF-30 . . . . .	10	-	10	10	-	10			
RF-36 . . . . .	2	-	2	2	-	2			
C-45 . . . . .	52	-	52	52	-	52			
C-46 . . . . .	9	-	9	9	-	9			
VB-26 . . . . .	2	-	2	2	-	2			
VC/C-47 . . . . .	78	-	78	78	-	78			
VC-53 . . . . .	1	-	1	1	-	1			
T-6 . . . . .	207	154	53	207	154	53			
T-33 . . . . .	167	167	-	167	167	-			
TB-25 . . . . .	30	-	30	30	-	30			
TB-26 . . . . .	23	-	23	23	-	23			
TC-46 . . . . .	1	-	1	1	-	1			
TRF-51 . . . . .	3	-	3	3	-	3			
TF-51 . . . . .	14	-	14	14	-	14			
L-16 . . . . .	2	-	2	2	-	2			
30 JUNE 1955									
<u>TOTAL</u> . . . . .	<u>2,052</u>	<u>509</u>	<u>1,543</u>	<u>2,049</u>	<u>508</u>	<u>1,541</u>	3	1	2
B-26 . . . . .	89	-	89	89	-	89			
F-51 . . . . .	259	-	259	258	-	258	1		1
F-30 . . . . .	248	-	248	247	-	247	1		1
F-34 . . . . .	274	129	145	274	129	145			
F-36 . . . . .	262	9	253	261	8	253	1	1	1
F-39 . . . . .	63	38	25	63	38	25			
F-94 . . . . .	208	-	208	208	-	208			
RB-26 . . . . .	15	-	15	15	-	15			
RF-51 . . . . .	19	-	19	19	-	19			
RF-30 . . . . .	36	-	36	36	-	36			
RF-36 . . . . .	2	-	2	2	-	2			
VB-26 . . . . .	2	-	2	2	-	2			
C-45 . . . . .	52	-	52	52	-	52			
C-46 . . . . .	9	-	9	9	-	9			
V/C-47 . . . . .	84	-	84	84	-	84			
C-53 . . . . .	1	-	1	1	-	1			
TB-25 . . . . .	30	-	30	30	-	30			
TB-26 . . . . .	31	-	31	31	-	31			
TC-46 . . . . .	1	-	1	1	-	1			
TRF-51 . . . . .	3	-	3	3	-	3			
TF-51 . . . . .	8	-	8	8	-	8			
T-6 . . . . .	175	154	21	175	154	21			
T-33 . . . . .	179	179	-	179	179	-			
L-16 . . . . .	2	-	2	2	-	2			

Source: Operations-Statistics Division, Directorate of Statistical Services, DCS/C.

TABLE 296 - FORMALLY ENROLLED AF RESERVE OFFICER TRAINING CORPS (ROTC) STUDENTS  
BY INSTITUTION, BY YEAR OF COURSE - FY 1955

(Table below is a modification of Table 289, FY 1954)

INSTITUTION	TOTAL	BASIC			ADVANCED		
		Total	First Year	Second Year	Total	First Year	Second Year
20 October 1954							
<b>TOTAL</b> . . . . .	<b>105,262</b>	<b>81,376</b>	<b>49,271</b>	<b>32,105</b>	<b>23,886</b>	<b>9,848</b>	<b>14,038</b>
<b>ALABAMA</b>							
Alabama Polytechnic Institute. . . . .	1,003	832	505	327	171	76	95
Alabama University . . . . .	782	654	385	269	128	68	60
Tuskegee Institute . . . . .	274	201	119	82	73	29	44
<b>ARIZONA</b>							
Arizona University . . . . .	736	571	338	233	165	64	101
Arizona State College. . . . .	492	376	245	131	116	48	68
<b>ARKANSAS</b>							
Arkansas University. . . . .	407	314	184	130	93	36	57
<b>CALIFORNIA</b>							
Fresno State College . . . . .	278	182	126	56	96	39	57
Loyola University of Los Angeles . . . . .	564	429	245	184	135	40	95
San Jose State College . . . . .	230	162	93	69	68	43	25
Stanford University. . . . .	483	328	169	159	155	64	91
California University (Los Angeles). . . . .	873	699	383	316	174	74	100
Southern California, University of . . . . .	261	134	69	65	127	42	85
California Institute of Technology . . . . .	154	99	47	52	55	18	37
Occidental College . . . . .	345	285	162	123	60	27	33
San Diego State College. . . . .	420	297	219	78	123	73	50
San Francisco State College. . . . .	256	189	109	80	67	26	41
California University (Berkeley) . . . . .	973	799	487	312	174	98	76
<b>COLORADO</b>							
Colorado A and M College . . . . .	682	592	388	204	90	34	56
Denver University. . . . .	175	123	87	36	52	14	38
Colorado State College of Education. . . . .	381	330	210	120	51	21	30
Colorado University. . . . .	300	205	145	60	95	31	64
<b>CONNECTICUT</b>							
Trinity College. . . . .	229	140	74	66	89	43	46
Connecticut University . . . . .	898	768	469	299	130	47	83
Yale University. . . . .	188	51	20	31	137	30	107
<b>DISTRICT OF COLUMBIA</b>							
Georgetown University. . . . .	365	304	163	141	61	28	33
Howard University. . . . .	309	243	155	88	66	26	40
Catholic University. . . . .	235	153	104	49	82	41	41
George Washington University . . . . .	168	118	66	52	50	25	25
<b>FLORIDA</b>							
Florida State University . . . . .	471	415	348	67	56	27	29
Florida, University of . . . . .	1,253	1,094	636	458	159	88	71
Miami University . . . . .	539	378	277	101	161	64	97
<b>GEORGIA</b>							
Georgia University . . . . .	613	479	335	144	134	50	84
Georgia Institute of Technology. . . . .	1,017	738	423	315	279	148	131
Emory University . . . . .	278	230	143	87	48	26	22
<b>HAWAII</b>							
Hawaii University. . . . .	459	382	237	145	77	32	45
<b>IDAHO</b>							
Idaho University . . . . .	368	271	176	95	97	41	56
<b>ILLINOIS</b>							
Bradley University . . . . .	802	657	423	234	145	72	73
Illinois University. . . . .	1,866	1,640	1,018	622	226	104	122
Illinois Institute of Technology . . . . .	225	149	77	72	76	25	51
Northwestern University. . . . .	245	117	62	55	128	45	83
Southern Illinois University . . . . .	1,222	1,089	780	309	133	50	83
<b>INDIANA</b>							
Butler University. . . . .	418	335	239	96	83	26	57
Indiana University . . . . .	1,145	923	598	325	222	79	143
Purdue University. . . . .	1,751	1,484	841	643	267	138	129
Notre Dame University. . . . .	540	334	210	124	206	70	136
Ball State Teachers College. . . . .	396	322	228	94	74	26	48
Depauw University. . . . .	306	235	116	119	71	27	44
Evansville College . . . . .	224	149	77	72	75	38	37
<b>IOWA</b>							
Coe College. . . . .	288	230	138	92	58	23	35
Iowa State College of A and M Arts . . . . .	1,476	1,199	718	481	277	96	181
Iowa State University. . . . .	772	632	382	250	140	41	99
Drake University . . . . .	529	449	278	171	80	43	37
Grinnell College . . . . .	291	256	153	103	35	16	19
<b>KANSAS</b>							
Kansas State College of Agriculture. . . . .	997	774	484	290	223	77	146
Wichita Municipal University . . . . .	327	242	147	95	85	28	57

TABLE 296 - FORMALLY ENROLLED AF RESERVE OFFICER TRAINING CORPS (ROTC) STUDENTS  
BY INSTITUTION, BY YEAR OF COURSE - FY 1955 (CONTINUED)

(Table below is a modification of Table 289, FY 1954)

INSTITUTION	TOTAL	BASIC			ADVANCED		
		Total	First Year	Second Year	Total	First Year	Second Year
20 October 1954							
<u>KANSAS (Continued)</u>							
Kansas University . . . . .	667	386	215	171	281	106	175
Washburn, University of Topeka. . . . .	216	134	82	52	82	35	47
<u>KENTUCKY</u>							
Kentucky University . . . . .	876	686	441	245	190	62	128
Louisville University . . . . .	207	115	65	50	92	40	52
Western Kentucky State College. . . . .	279	182	130	52	97	31	66
<u>LOUISIANA</u>							
Louisiana Polytechnic Institute . . . . .	559	396	223	173	163	50	113
Louisiana State University. . . . .	1,268	949	558	391	319	128	191
Southwestern Louisiana Institute. . . . .	703	477	247	230	226	83	143
Tulane University . . . . .	340	236	147	89	104	43	61
<u>MAINE</u>							
Colby College . . . . .	292	252	148	104	40	16	24
<u>MARYLAND</u>							
Maryland University . . . . .	2,659	2,343	1,397	946	316	87	229
<u>MASSACHUSETTS</u>							
Amherst College . . . . .	142	53	34	19	89	34	55
Holy Cross College. . . . .	342	211	128	83	131	55	76
Lowell Textile Institute. . . . .	308	281	188	93	27	10	17
Tufts College . . . . .	123	76	41	35	47	22	25
Boston University . . . . .	369	263	142	121	106	41	65
Harvard University. . . . .	138	42	19	23	96	39	57
Massachusetts Institute of Technology . . . . .	852	689	412	277	163	77	86
Massachusetts University. . . . .	711	604	320	284	107	43	64
Williams College. . . . .	163	78	37	41	85	29	56
<u>MICHIGAN</u>							
Michigan State College. . . . .	1,668	1,368	870	498	300	88	212
Detroit University. . . . .	570	436	312	124	134	30	104
Michigan University . . . . .	642	374	175	199	268	110	158
Wayne University. . . . .	249	182	121	61	67	21	46
Michigan College of M and T . . . . .	238	167	93	74	71	35	36
<u>MINNESOTA</u>							
St Olaf College . . . . .	449	398	250	148	51	25	26
St Thomas College . . . . .	594	521	326	195	73	28	45
Minnesota University (Minneapolis). . . . .	636	393	204	189	243	86	157
Minnesota University (Duluth) . . . . .	92	56	43	13	36	9	27
<u>MISSISSIPPI</u>							
Mississippi State College . . . . .	586	466	285	181	120	67	53
Mississippi University. . . . .	222	178	123	55	44	21	23
<u>MISSOURI</u>							
St Louis University . . . . .	1,114	923	544	379	191	65	126
Missouri, University of . . . . .	1,106	848	485	363	258	96	162
Washington University . . . . .	339	213	146	67	126	61	65
<u>MONTANA</u>							
Montana State College . . . . .	420	363	243	120	57	23	34
Montana State University. . . . .	320	246	158	88	74	28	46
Montana School of Mines . . . . .	124	94	54	40	30	16	14
<u>NEBRASKA</u>							
Nebraska University . . . . .	812	665	398	267	147	47	100
Omaha Municipal University. . . . .	393	294	186	108	99	27	72
<u>NEW HAMPSHIRE</u>							
New Hampshire University. . . . .	561	422	253	169	139	59	80
Dartmouth College . . . . .	190	62	34	28	128	42	86
<u>NEW JERSEY</u>							
Rutgers University. . . . .	837	673	379	294	164	63	101
Newark College of Engineering . . . . .	689	452	243	209	237	122	115
Stevens Institute of Technology . . . . .	257	198	125	73	59	37	22
Princeton University. . . . .	225	83	47	36	142	44	98
<u>NEW MEXICO</u>							
New Mexico College of A and MA. . . . .	324	255	168	87	69	42	27
New Mexico, University of . . . . .	332	211	130	81	121	39	82
<u>NEW YORK</u>							
Colgate University. . . . .	424	242	140	102	182	70	112
Cornell University. . . . .	1,153	970	503	467	183	53	130
Fordham University. . . . .	500	301	197	104	199	113	86
New York University . . . . .	863	674	390	284	189	86	103
Syracuse University . . . . .	745	514	281	231	233	93	138
Columbia University . . . . .	154	62	32	30	92	42	50
Union College and University. . . . .	267	181	97	84	86	40	46
Rensselaer Polytechnic Institute. . . . .	429	336	168	168	93	38	55
Brooklyn College. . . . .	365	276	141	135	89	37	52
Manhattan College . . . . .	838	703	424	279	135	71	64
Queens College of New York City . . . . .	291	210	114	96	81	31	50

TABLE 296 - FORMALLY ENROLLED AF RESERVE OFFICER TRAINING CORPS (ROTC) STUDENTS  
BY INSTITUTION, BY YEAR OF COURSE - FY 1955 (CONTINUED)

(Table below is a modification of Table 289, FY 1954)

INSTITUTION	TOTAL	BASIC			ADVANCED		
		Total	First Year	Second Year	Total	First Year	Second Year
20 October 1954							
<u>NEW YORK (Continued)</u>							
Hobart College . . . . .	404	357	189	168	47	25	22
Buffalo University . . . . .	738	683	374	309	55	22	33
Rochester University . . . . .	96	60	39	21	36	21	15
<u>NORTH CAROLINA</u>							
Duke University . . . . .	348	231	138	93	117	43	74
North Carolina University . . . . .	450	287	170	117	163	62	101
North Carolina State College of Agriculture . . . . .	985	813	531	282	172	72	100
East Carolina Teachers College . . . . .	300	206	153	53	94	30	64
Agri and Tech College of North Carolina . . . . .	308	275	160	115	33	12	21
<u>NORTH DAKOTA</u>							
North Dakota Agriculture College . . . . .	451	357	230	127	94	34	60
North Dakota University . . . . .	385	297	171	126	88	40	48
<u>OHIO</u>							
Bowling Green State University . . . . .	284	204	133	71	80	23	57
Case Institute of Technology . . . . .	279	189	108	81	90	50	40
Kent State University . . . . .	344	267	150	117	77	29	48
Western Reserve University . . . . .	162	96	51	45	66	24	42
Miami University (Ohio) . . . . .	650	460	249	211	190	92	98
Ohio State University . . . . .	2,712	2,279	1,338	941	433	142	291
Ohio University . . . . .	696	484	295	189	212	89	123
Ohio Wesleyan University . . . . .	932	654	419	235	278	153	125
Akron, University of . . . . .	408	334	211	123	74	38	36
Cincinnati, University of . . . . .	614	373	272	101	241	186	55
<u>OKLAHOMA</u>							
Oklahoma A and M College . . . . .	1,856	1,580	971	609	276	129	147
Oklahoma University . . . . .	1,309	1,117	713	404	192	61	131
Tulsa University . . . . .	314	252	151	101	62	23	39
<u>OREGON</u>							
Oregon State College . . . . .	800	614	384	230	186	89	97
Oregon, University of . . . . .	559	428	277	151	131	53	78
Portland, University of . . . . .	391	315	176	139	76	28	48
Willamette University . . . . .	309	249	127	122	60	25	35
<u>PENNSYLVANIA</u>							
Duquesne University . . . . .	258	216	126	90	42	9	33
Gettysburg College . . . . .	236	152	90	62	84	44	40
Lehigh University . . . . .	588	516	288	228	72	34	38
Pennsylvania State College . . . . .	2,338	1,946	1,175	771	392	154	238
Pennsylvania, University of . . . . .	328	193	100	93	135	55	80
Pittsburgh, University of . . . . .	566	371	234	137	195	72	123
Allegheny College . . . . .	242	210	120	90	32	15	17
Franklin and Marshall College . . . . .	283	216	115	101	67	32	35
Grove City College . . . . .	367	324	177	147	43	26	17
St. Joseph's College . . . . .	551	470	248	222	81	36	45
<u>PUERTO RICO</u>							
Puerto Rico, University of . . . . .	755	664	347	317	91	19	72
<u>RHODE ISLAND</u>							
Brown University . . . . .	162	75	37	38	87	37	50
<u>SOUTH CAROLINA</u>							
Citadel, The . . . . .	452	307	177	130	145	65	80
Clemson Agricultural College . . . . .	689	523	302	221	166	86	80
South Carolina, University of . . . . .	658	436	237	199	222	97	125
<u>SOUTH DAKOTA</u>							
South Dakota State College of A and M . . . . .	376	320	192	128	56	33	23
<u>TENNESSEE</u>							
Memphis State College . . . . .	733	633	437	196	100	44	56
Tennessee Agri and Ind State College . . . . .	484	463	324	139	21	11	10
South, University of the . . . . .	217	170	92	78	47	26	21
Tennessee, University of . . . . .	706	585	436	149	121	48	73
<u>TEXAS</u>							
Texas A and M College . . . . .	1,703	1,191	751	440	512	216	296
Baylor University . . . . .	529	332	196	136	197	78	119
Southern Methodist University . . . . .	535	336	185	151	199	75	124
Texas Tech College . . . . .	552	414	257	157	138	46	92
Texas, University of . . . . .	612	435	241	194	177	85	92
East Texas State College . . . . .	215	122	71	51	93	32	61
North Texas State College . . . . .	532	364	226	138	168	65	103
Southwest Texas State Teachers College . . . . .	110	72	40	32	38	22	16
Texas Christian University . . . . .	217	145	93	52	72	33	39
<u>UTAH</u>							
Utah University . . . . .	560	274	147	127	206	109	177
Brigham Young University . . . . .	656	440	255	185	216	92	124
Utah State Agricultural College . . . . .	726	599	392	207	127	56	71

TABLE 296 - FORMALLY ENROLLED AF RESERVE OFFICER TRAINING CORPS (ROTC) STUDENTS BY INSTITUTION, BY YEAR OF COURSE - FY 1955 (CONTINUED)

(Table below is a modification of Table 289, FY 1954)

INSTITUTION	TOTAL	BASIC			ADVANCED		
		Total	First Year	Second Year	Total	First Year	Second Year
20 October 1954							
<b>VERMONT</b>							
St. Michael's College . . . . .	323	266	164	102	57	22	35
Vermont, University of . . . . .	453	378	208	170	75	36	39
<b>VIRGINIA</b>							
Virginia Polytechnic Institute . . . . .	692	565	354	211	127	60	67
Virginia Military Institute . . . . .	282	163	95	68	119	45	74
Richmond University . . . . .	134	90	49	41	44	28	16
Virginia University . . . . .	210	149	93	56	61	24	37
<b>WASHINGTON</b>							
Central Washington College of Education . . . . .	331	297	192	105	34	30	4
Puget Sound, College of . . . . .	248	224	135	89	24	14	10
Washington State College . . . . .	776	643	413	230	133	64	69
Washington University . . . . .	1,361	974	562	412	407	130	277
<b>WEST VIRGINIA</b>							
West Virginia University . . . . .	760	657	408	249	103	32	71
Davis and Elkins College . . . . .	205	160	90	70	45	27	18
<b>WISCONSIN</b>							
Lawrence College . . . . .	254	200	131	69	54	20	34
Wisconsin University . . . . .	1,144	926	580	346	218	97	121
Wisconsin State College . . . . .	240	196	160	36	44	17	27
<b>WYOMING</b>							
Wyoming, University of . . . . .	298	269	183	86	29	14	15
30 June 1955							
<b>TOTAL . . . . .</b>	<b>78,229</b>	<b>65,612</b>	<b>39,359</b>	<b>26,253</b>	<b>12,617</b>	<b>8,570</b>	<b>4,047</b>
<b>ALABAMA</b>							
Alabama Institute . . . . .	791	676	389	287	115	61	54
Alabama University . . . . .	605	530	293	237	75	53	22
Tuskegee Institute . . . . .	229	176	101	75	53	30	23
<b>ARIZONA</b>							
Arizona University . . . . .	569	478	273	205	91	58	33
Arizona State College . . . . .	362	301	181	120	61	44	17
<b>ARKANSAS</b>							
Arkansas University . . . . .	314	273	155	118	41	31	10
<b>CALIFORNIA</b>							
Fresno State College . . . . .	174	131	90	41	43	33	10
Loyola University of Los Angeles . . . . .	426	359	198	161	67	36	31
San Jose State College . . . . .	153	109	65	44	44	33	11
Stanford University . . . . .	347	271	145	126	76	52	24
California University (Los Angeles) . . . . .	695	595	336	260	100	59	41
Southern California, University of . . . . .	155	93	44	49	62	33	29
California Institute of Technology . . . . .	97	80	37	43	17	15	2
Occidental College . . . . .	299	266	166	100	33	29	4
San Diego State College . . . . .	284	208	140	68	76	57	19
San Francisco State College . . . . .	187	144	86	58	43	28	15
California University (Berkeley) . . . . .	852	732	445	287	120	76	44
<b>COLORADO</b>							
Colorado A and M College . . . . .	505	464	265	199	41	30	11
Denver University . . . . .	84	68	43	25	16	14	2
Colorado State College of Education . . . . .	298	264	162	102	34	23	11
Colorado University . . . . .	195	152	108	44	43	26	17
<b>CONNECTICUT</b>							
Trinity College . . . . .	179	134	68	66	45	39	6
Connecticut University . . . . .	699	637	386	251	62	37	25
Yale University . . . . .	87	48	20	28	39	28	11
<b>DISTRICT OF COLUMBIA</b>							
Georgetown University . . . . .	282	247	131	116	35	27	8
Howard University . . . . .	243	202	143	59	41	23	18
Catholic University . . . . .	191	133	91	42	58	39	19
George Washington University . . . . .	132	96	57	39	36	26	10
<b>FLORIDA</b>							
Florida State University . . . . .	368	339	291	48	29	22	7
Florida, University of . . . . .	973	905	530	375	68	56	12
Miami University . . . . .	301	225	166	59	76	44	32
<b>GEORGIA</b>							
Georgia University . . . . .	347	277	223	54	70	42	28
Georgia Institute of Technology . . . . .	801	631	365	266	170	120	50
Emory University . . . . .	215	184	113	71	31	22	9
<b>HAWAII</b>							
Hawaii University . . . . .	385	349	202	147	36	29	7

TABLE 296 - FORMALLY ENROLLED AF RESERVE OFFICER TRAINING CORPS (ROTC) STUDENTS  
BY INSTITUTION, BY YEAR OF COURSE - FY 1955 (CONTINUED)

(Table below is a modification of Table 289, FY 1954)

INSTITUTION	TOTAL	BASIC			ADVANCED		
		Total	First Year	Second Year	Total	First Year	Second Year
30 June 1955							
<b>IDAHO</b>							
Idaho University . . . . .	290	240	152	88	50	43	7
<b>ILLINOIS</b>							
Bradley University . . . . .	602	531	323	208	71	57	14
Illinois University . . . . .	1,421	1,299	771	528	122	83	39
Illinois Institute of Technology . . . . .	182	131	68	63	51	23	28
Northwestern University . . . . .	147	75	45	30	72	50	22
Southern Illinois University . . . . .	892	820	510	310	72	41	31
<b>INDIANA</b>							
Butler University . . . . .	307	266	174	92	41	25	16
Indiana University . . . . .	869	777	530	247	92	68	24
Purdue University . . . . .	1,295	1,153	741	412	142	103	39
Notre Dame University . . . . .	322	219	161	58	103	65	38
Bell State Teachers College . . . . .	210	172	102	70	38	23	15
DePauw University . . . . .	245	219	104	115	26	23	3
Evansville College . . . . .	167	114	64	50	53	32	21
<b>IOWA</b>							
Coe College . . . . .	225	195	117	78	30	17	13
Iowa State College of A and M Arts . . . . .	1,139	1,008	603	405	131	80	51
Iowa State University . . . . .	621	547	321	226	74	41	33
Drake University . . . . .	436	391	227	164	45	32	13
Grinnell College . . . . .	255	237	141	96	18	14	4
<b>KANSAS</b>							
Kansas State College of Agriculture . . . . .	772	658	397	261	114	71	43
Wichita Municipal University . . . . .	207	155	99	56	52	28	24
Kansas University . . . . .	393	290	136	114	143	78	65
Washburn University of Topeka . . . . .	148	103	62	41	45	32	13
<b>KENTUCKY</b>							
Kentucky University . . . . .	683	584	372	212	99	60	39
Louisville University . . . . .	135	83	43	40	52	27	25
Western Kentucky State College . . . . .	176	131	97	34	45	21	24
<b>LOUISIANA</b>							
Louisiana Polytechnic Institute . . . . .	409	323	186	137	86	47	39
Louisiana State University . . . . .	1,010	779	471	308	231	119	112
Southwestern Louisiana Institute . . . . .	534	420	229	191	114	64	50
Tulane University . . . . .	262	206	138	68	56	42	14
<b>MAINE</b>							
Colby College . . . . .	235	221	133	88	14	14	-
<b>MARYLAND</b>							
Maryland University . . . . .	2,133	2,016	1,164	852	117	82	35
<b>MASSACHUSETTS</b>							
Amherst College . . . . .	81	38	26	12	43	33	10
Holy Cross College . . . . .	248	192	116	76	56	51	5
Lowell Textile Institute . . . . .	251	241	151	90	10	10	-
Tufts College . . . . .	88	68	37	31	20	20	-
Boston University . . . . .	222	173	80	93	49	39	10
Harvard University . . . . .	76	38	18	20	38	36	2
Massachusetts Institute of Technology . . . . .	685	591	345	246	94	58	36
Massachusetts University . . . . .	535	484	239	245	51	40	11
Williams College . . . . .	112	73	34	39	39	25	14
<b>MICHIGAN</b>							
Michigan State College . . . . .	1,255	1,120	704	416	135	79	56
Detroit University . . . . .	369	267	216	51	102	39	63
Michigan University . . . . .	466	304	144	160	162	91	71
Wayne University . . . . .	187	150	106	44	37	19	18
Michigan College of M and T . . . . .	165	127	69	58	38	32	6
<b>MINNESOTA</b>							
St Olaf College . . . . .	407	379	230	149	28	25	3
St Thomas College . . . . .	491	452	278	174	39	23	16
Minnesota University (Minneapolis) . . . . .	283	169	93	76	114	70	44
Minnesota University (Duluth) . . . . .	42	28	18	10	14	9	5
<b>MISSISSIPPI</b>							
Mississippi State College . . . . .	472	412	253	159	60	53	7
Mississippi University . . . . .	179	158	108	50	21	17	4
<b>MISSOURI</b>							
St Louis University . . . . .	875	748	464	284	127	78	49
Missouri, University of . . . . .	833	712	356	356	121	76	45
Washington University . . . . .	227	166	110	56	61	48	13
<b>MONTANA</b>							
Montana State College . . . . .	311	287	184	103	24	15	9
Montana State University . . . . .	253	215	136	79	38	26	12
Montana School of Mines . . . . .	97	82	46	36	15	14	1

TABLE 296 -- FORMALLY ENROLLED AF RESERVE OFFICER TRAINING CORPS (ROTC) STUDENTS  
BY INSTITUTION, BY YEAR OF COURSE -- FY 1955 (CONTINUED)

(Table below is a modification of Table 289, FY 1954)

INSTITUTION	TOTAL	BASIC			ADVANCED		
		Total	First Year	Second Year	Total	First Year	Second Year
30 June 1955							
<b>NEBRASKA</b>							
Nebraska University . . . . .	611	554	319	235	57	39	18
Omaha Municipal University . . . . .	274	220	132	88	54	26	28
<b>NEW HAMPSHIRE</b>							
New Hampshire University . . . . .	455	387	231	156	68	50	18
Dartmouth College . . . . .	95	53	30	23	42	36	6
<b>NEW JERSEY</b>							
Rutgers University . . . . .	679	603	337	266	76	63	13
Newark College of Engineering . . . . .	523	414	227	187	109	92	17
Stevens Institute of Technology . . . . .	202	163	99	64	39	32	7
Princeton University . . . . .	121	78	50	28	43	39	4
<b>NEW MEXICO</b>							
New Mexico College of A and MA . . . . .	340	266	176	90	74	64	10
New Mexico, University of . . . . .	203	142	102	40	61	39	22
<b>NEW YORK</b>							
Colgate, University of . . . . .	257	181	127	54	76	63	13
Cornell University . . . . .	916	821	426	395	95	50	45
Fordham University . . . . .	272	162	113	49	110	102	8
New York University . . . . .	630	536	314	222	94	70	24
Syracuse University . . . . .	416	285	190	95	131	77	54
Columbia University . . . . .	111	63	32	31	48	42	6
Union College . . . . .	174	132	68	64	42	36	6
Rensselaer Polytechnic Institute . . . . .	282	237	148	89	45	37	8
Brooklyn College . . . . .	262	203	90	113	59	33	26
Manhattan College . . . . .	670	603	365	238	67	53	14
Queens College of New York . . . . .	149	111	83	28	38	25	13
Hobart College . . . . .	363	337	174	163	26	22	4
Buffalo University . . . . .	600	570	306	264	30	17	13
Rochester University . . . . .	70	45	33	12	25	18	7
<b>NORTH CAROLINA</b>							
Duke University . . . . .	221	175	107	68	46	38	8
North Carolina University . . . . .	323	251	140	111	72	48	24
North Carolina State College of Agriculture . . . . .	800	716	465	251	84	62	22
East Carolina Teachers College . . . . .	151	120	90	30	31	19	12
Agri & Tech College of North Carolina . . . . .	270	255	143	112	15	12	3
<b>NORTH DAKOTA</b>							
North Dakota Agricultural College . . . . .	313	273	170	103	40	30	10
North Dakota University . . . . .	315	273	153	120	42	34	8
<b>OHIO</b>							
Bowling Green State University . . . . .	210	175	110	65	35	21	14
Case Institute of Technology . . . . .	205	151	79	72	54	51	3
Kent State University . . . . .	241	192	101	91	49	25	24
Western Reserve University . . . . .	81	49	31	18	32	19	13
Miami University (Ohio) . . . . .	342	252	201	51	90	76	14
Ohio State University . . . . .	2,042	1,807	1,021	786	235	133	102
Ohio University . . . . .	546	405	250	155	141	94	47
Ohio Wesleyan University . . . . .	676	527	318	209	149	136	13
Akron, University of . . . . .	331	266	161	105	65	47	18
Cincinnati, University of . . . . .	436	225	155	70	211	142	69
<b>OKLAHOMA</b>							
Oklahoma A and M College . . . . .	1,450	1,295	785	510	155	116	39
Oklahoma University . . . . .	1,050	918	585	333	132	77	55
Tulsa University . . . . .	172	139	82	57	33	21	12
<b>OREGON</b>							
Oregon State College . . . . .	442	349	280	69	93	73	20
Oregon, University of . . . . .	389	327	201	126	62	46	16
Portland, University of . . . . .	323	284	155	129	39	27	12
Willamette University . . . . .	237	219	110	109	18	15	3
<b>PENNSYLVANIA</b>							
Duquesne University . . . . .	208	191	105	86	17	10	7
Gettysburg College . . . . .	190	135	78	57	55	41	14
Lehigh University . . . . .	524	483	260	223	41	32	9
Pennsylvania State College . . . . .	1,936	1,734	1,070	664	202	136	66
Pennsylvania, University of . . . . .	212	146	71	75	66	54	12
Pittsburgh, University of . . . . .	417	310	193	117	107	65	42
Allegheny College . . . . .	220	205	116	89	15	14	1
Franklin and Marshall College . . . . .	190	156	94	62	34	24	10
Grove City College . . . . .	325	303	156	147	22	21	1
St Joseph's College . . . . .	442	405	204	201	37	36	1
<b>PUERTO RICO</b>							
Puerto Rico, University of . . . . .	584	539	284	255	45	15	50
<b>RHODE ISLAND</b>							
Brown University . . . . .	105	67	32	35	38	34	4



TABLE 296 - FORMALLY ENROLLED AF RESERVE OFFICER TRAINING CORPS (ROTC) STUDENTS  
BY INSTITUTION, BY YEAR OF COURSE - FY 1955 (CONTINUED)

(Table below is a modification of Table 289, FY 1954)

INSTITUTION	TOTAL	BASIC			ADVANCED		
		Total	First Year	Second Year	Total	First Year	Second Year
30 June 1955							
<u>SOUTH CAROLINA</u>							
Citadel, The . . . . .	304	244	147	97	60	54	6
Clemson Agricultural College . . . . .	518	439	251	168	79	62	17
South Carolina, University of . . . . .	544	393	214	179	151	90	61
<u>SOUTH DAKOTA</u>							
South Dakota State College of A and M. . . . .	306	270	154	116	36	28	8
<u>TENNESSEE</u>							
Memphis State College. . . . .	570	511	339	172	59	39	20
Tennessee Agri and Ind State College . . . . .	454	441	267	174	13	12	1
South, University of the . . . . .	149	123	79	44	26	22	4
Tennessee, University of . . . . .	506	430	304	126	76	37	39
<u>TEXAS</u>							
Texas A and M College. . . . .	1,230	933	571	362	297	198	99
Baylor University. . . . .	390	295	171	124	95	61	34
Southern Methodist University. . . . .	395	270	169	101	125	72	53
Texas Tech College . . . . .	390	310	177	133	80	35	45
Texas, University of . . . . .	467	363	180	183	104	76	28
East Texas State College . . . . .	133	82	52	30	51	30	21
North Texas State College. . . . .	360	282	165	117	78	62	16
Southwest Texas State Teachers College . . . . .	94	70	40	30	24	19	5
Texas Christian University . . . . .	150	109	68	41	41	28	13
<u>UTAH</u>							
Utah University. . . . .	321	178	91	87	143	82	61
Brigham Young University . . . . .	354	225	139	86	129	79	50
Utah State Agricultural College. . . . .	513	449	278	171	64	54	10
<u>VERMONT</u>							
St Michael's College . . . . .	237	207	160	47	30	22	8
Vermont, University of . . . . .	350	312	166	146	38	30	8
<u>VIRGINIA</u>							
Virginia Polytechnic Institute . . . . .	516	447	265	182	69	57	12
Virginia Military Institute. . . . .	176	132	77	55	44	41	3
Richmond University. . . . .	110	80	48	32	30	24	6
Virginia University. . . . .	154	126	73	53	28	18	10
<u>WASHINGTON</u>							
Central Washington College of Education. . . . .	265	235	137	98	30	20	10
Puget Sound, College of. . . . .	211	192	104	88	19	14	5
Washington State College . . . . .	605	530	329	201	75	52	23
Washington University. . . . .	907	735	405	330	172	94	78
<u>WEST VIRGINIA</u>							
West Virginia University . . . . .	646	593	362	231	53	34	19
Davis and Elkins College . . . . .	152	131	72	59	21	19	2
<u>WISCONSIN</u>							
Lawrence College . . . . .	801	674	457	217	127	84	43
Wisconsin University . . . . .	154	134	122	12	20	13	7
Wisconsin State College. . . . .	216	194	120	74	22	19	3
<u>WYOMING</u>							
Wyoming, University of . . . . .	231	216	129	87	15	14	1

Source: Personnel Statistics Division, Directorate of Statistical Services, DCS/C

Note: Errors on 20 October 1953 reporting were found in the FY 1954 table and should be revised as follows: Total of Total - 125,417; Advance Total of Total - 31,610; Second Year Advance Total - 18,041; San Jose State College Total - 453; and Advanced Total for the same college - 182.

TABLE 297 - AIR FORCE RESERVE OFFICER TRAINING CORPS (AFROTC) CADET ENROLLMENT  
BY CATEGORY - FY 1955

(Reporting system required Basic Data for October (1954), March (1955), and June only).

COURSES AND MONTH OF ENROLLMENT	TOTAL	CATEGORY I	CATEGORY IA	CATEGORY II	CATEGORY III	CATEGORY IV	CATEGORY UND
<u>TOTAL</u> . . . . .	<u>78,229</u>	<u>15,794</u>	<u>4,866</u>	<u>3,224</u>	<u>2,150</u>	<u>352</u>	<u>51,843</u>
<u>AIR SCIENCE I AND II-TOTAL (AS OF 30 JUN 1955)</u>	<u>65,612</u>	<u>8,453</u>	<u>2,141</u>	<u>1,652</u>	<u>1,700</u>	<u>77</u>	<u>51,589</u>
<u>Air Science I (First Year Basic)</u>							
October . . . . .	49,271	2,504	431	373	400	34	45,529
March . . . . .	40,879	2,882	526	507	326	36	36,602
June . . . . .	39,359	2,925	544	506	336	28	35,020
<u>Air Science II (Second Year Basic)</u>							
October . . . . .	32,105	3,456	928	858	990	34	25,839
March . . . . .	28,125	4,262	857	940	923	46	21,097
June . . . . .	26,253	5,528	1,597	1,146	1,364	49	16,569
<u>AIR SCIENCE III AND IV-TOTAL (AS OF 30 JUN 1955)</u>	<u>12,617</u>	<u>7,341</u>	<u>2,725</u>	<u>1,572</u>	<u>450</u>	<u>275</u>	<u>254</u>
<u>Air Science III (First Year Adv)</u>							
October . . . . .	9,770	5,898	2,353	1,124	204	191	-
November . . . . .	9,678	5,852	2,348	1,098	192	188	-
December . . . . .	9,588	5,815	2,323	1,078	189	183	-
January . . . . .	9,419	5,616	2,219	1,062	181	183	158
February . . . . .	9,207	5,474	2,153	1,036	167	208	169
March . . . . .	8,972	5,356	2,081	1,001	158	207	169
April . . . . .	8,866	5,294	2,050	1,000	148	205	169
May . . . . .	8,727	5,226	2,002	982	146	201	170
June . . . . .	8,570	5,140	1,955	970	142	194	169
<u>Air Science IV (Second Year Adv)</u>							
October . . . . .	13,850	7,637	2,776	1,837	1,441	159	-
November . . . . .	13,692	7,562	2,740	1,842	1,392	156	-
December . . . . .	13,304	7,394	2,699	1,792	1,269	150	-
January . . . . .	12,515	6,900	2,594	1,683	1,079	135	124
February . . . . .	12,201	6,786	2,617	1,615	925	134	124
March . . . . .	11,918	6,676	2,589	1,585	821	124	123
April . . . . .	11,788	6,619	2,565	1,554	807	122	121
May . . . . .	10,302	5,694	2,265	1,403	724	109	107
June . . . . .	4,047	2,201	770	602	308	81	85

Source: Personnel Statistics Division, Directorate of Statistical Services, DCS/Comptroller

**TABLE 298 - USAF RESERVE OFFICER TRAINING CORPS (ROTC) COMMISSIONS AND CERTIFICATES OF COMPLETION GRANTED BY FISCAL YEAR - FY 1947 THROUGH FY 1955**

(Table below is a modification of Table 291, FY 1954. Prior to FY 1954, Certificates of Completion were not issued.)

FY 1949	FY 1950	FY 1951	FY 1952	FY 1953	FY 1954		FY 1955	
					Commissions	Certificates of Completion	Commissions	Certificates of Completion
2,960	4,395	7,031	8,244	8,143	10,717	3,062	10,980	1,591

Source: Personnel Statistics Division, Directorate of Statistical Services, DCS/Comptroller, Hq. USAF

**TABLE 299 - USAF RESERVE OFFICER TRAINING CORPS (ROTC) COMMISSIONS GRANTED - FY 1955**

TOTAL	JUL (1954)	AUG	SEP	OCT	NOV	DEC	JAN (1955)	FEB	MAR	APR	MAY	JUN
10,980	344	1,018	541	42	38	215	579	397	185	29	1,428	6,164

Source: Personnel Statistics Division, Directorate of Statistical Services, DCS/Comptroller, Hq. USAF

**TABLE 300 - USAF COMMISSIONED RESERVE OFFICER TRAINING CORPS (ROTC) OFFICERS SENT TO ACTIVE MILITARY SERVICE (AMS) BY TYPE OF TRAINING - FY 1955**

(Table below is a modification of Table 293, FY 1954)

MONTH	TOTAL	NUMBER ENTERING PILOT TNG	NUMBER ENTERING OBSERVER TNG	NUMBER ENTERING TECHNICAL TNG	OTHER TNG AND ON-THE-JOB TNG
<b>TOTAL</b> . . . . .	<u>9,336</u>	<u>6,226</u>	<u>1,190</u>	<u>257</u>	<u>1,663</u>
July (1954) . . . . .	725	260	129	178	158
August . . . . .	1,010	605	219	3	183
September . . . . .	1,632	1,047	342	19	224
October . . . . .	994	377	178	19	420
November . . . . .	531	246	124	7	154
December . . . . .	148	11	4	7	126
January (1955) . . . . .	885	832	23	3	27
February . . . . .	426	358	12	9	47
March . . . . .	701	584	54	6	57
April . . . . .	1,042	881	43	-1	119
May . . . . .	575	482	26	-	67
June . . . . .	667	543	36	7	81

Source: Personnel Statistics Division, Directorate of Statistical Services, DCS/Comptroller, Hq. USAF

TABLE 301. - PARTICIPATION IN CIVIL AIR PATROL (CAP) ACTIVITIES BY WING - FY 1955

(Table below is a modification of Table 294, FY 1954. Cadets by sex were not broken out.)

WINGS	31 DECEMBER 1954						30 JUNE 1955					
	Total	Officer		Senior		Cadets	Total	Officer		Senior		Cadets
		Male	Female	Male	Female			Male	Female	Male	Female	
<b>WORLDWIDE - TOTAL</b>	<b>88,303</b>	<b>13,986</b>	<b>1,498</b>	<b>19,984</b>	<b>3,281</b>	<b>49,554</b>	<b>88,864</b>	<b>15,282</b>	<b>1,719</b>	<b>17,001</b>	<b>2,976</b>	<b>51,886</b>
<b>CONTINENTAL US - TOTAL</b>	<b>85,450</b>	<b>13,525</b>	<b>1,399</b>	<b>19,561</b>	<b>3,144</b>	<b>47,821</b>	<b>86,218</b>	<b>14,782</b>	<b>1,607</b>	<b>16,750</b>	<b>2,918</b>	<b>50,161</b>
Alabama . . . . .	1,166	207	16	241	30	672	1,290	235	20	256	42	737
Arizona . . . . .	1,035	191	23	230	61	530	1,231	212	31	281	73	634
Arkansas . . . . .	1,137	259	13	204	34	627	1,301	285	16	131	35	834
California . . . . .	5,597	932	138	1,692	390	2,445	5,194	1,012	151	1,195	318	2,518
Colorado . . . . .	1,224	251	21	347	73	532	1,275	270	22	280	65	638
Connecticut . . . . .	847	218	26	146	38	419	724	223	28	81	37	355
Delaware . . . . .	299	75	3	99	15	107	353	84	3	136	19	111
District of Columbia . . . . .	848	121	17	276	53	381	928	141	21	242	45	479
Florida . . . . .	4,217	523	84	857	98	2,655	4,435	580	99	774	114	2,668
Georgia . . . . .	1,697	155	11	297	42	1,192	1,856	171	14	222	34	1,415
Idaho . . . . .	694	161	11	191	33	298	420	166	11	84	1	158
Illinois . . . . .	2,342	598	72	754	84	834	1,788	689	84	734	69	212
Indiana . . . . .	1,550	447	39	453	40	571	1,756	507	46	263	40	900
Iowa . . . . .	1,693	286	8	201	25	1,173	1,464	314	9	144	33	964
Kansas . . . . .	1,662	182	17	301	50	1,112	1,649	194	20	287	44	1,104
Kentucky . . . . .	599	137	11	172	25	254	562	139	16	185	17	205
Louisiana . . . . .	1,681	268	25	317	42	1,029	1,744	277	25	266	21	1,215
Maine . . . . .	930	177	21	173	46	513	1,087	188	22	231	57	589
Maryland . . . . .	991	208	24	180	52	527	1,228	223	25	240	48	692
Massachusetts . . . . .	4,156	342	45	378	55	3,336	4,108	354	47	277	37	3,393
Michigan . . . . .	3,744	742	87	867	186	1,862	3,153	786	104	430	93	1,740
Minnesota . . . . .	1,772	156	18	358	30	1,210	1,937	189	19	342	34	1,353
Mississippi . . . . .	578	145	17	150	20	246	571	157	18	141	17	238
Missouri . . . . .	1,223	215	5	430	70	503	1,368	221	6	438	91	612
Montana . . . . .	677	80	11	164	15	407	423	87	11	110	12	203
Nebraska . . . . .	1,066	177	14	325	50	500	1,004	202	18	204	17	563
Nevada . . . . .	853	156	27	245	52	373	664	166	30	85	6	377
New Hampshire . . . . .	908	124	10	181	26	567	930	142	12	191	34	551
New Jersey . . . . .	1,887	216	23	532	83	1,033	2,069	263	27	488	193	1,098
New Mexico . . . . .	1,184	210	36	295	49	594	1,169	241	44	258	35	591
New York . . . . .	6,351	646	79	1,310	227	4,089	6,864	697	90	1,215	230	4,632
North Carolina . . . . .	1,429	530	41	418	50	390	1,684	578	45	427	44	590
North Dakota . . . . .	1,070	113	6	364	21	566	1,058	118	8	296	12	624
Ohio . . . . .	2,625	497	57	645	96	1,330	2,201	536	62	572	99	932
Oklahoma . . . . .	1,520	261	31	279	23	266	1,697	292	35	301	56	1,013
Oregon . . . . .	1,510	242	25	292	69	882	1,690	267	28	316	48	1,031
Pennsylvania . . . . .	4,289	396	37	763	83	3,010	4,516	406	37	816	97	3,160
Rhode Island . . . . .	640	79	4	153	21	383	548	86	8	121	17	316
South Carolina . . . . .	1,149	238	13	274	47	577	1,097	246	13	228	36	574
South Dakota . . . . .	555	123	4	157	18	253	525	134	5	147	21	218
Tennessee . . . . .	1,975	219	24	369	47	1,316	2,061	258	31	303	46	1,423
Texas . . . . .	5,040	711	44	1,387	212	2,686	5,484	780	62	1,243	215	3,184
Utah . . . . .	879	111	13	255	42	458	1,041	122	13	332	58	516
Vermont . . . . .	785	105	19	99	-	562	642	114	19	89	4	416
Virginia . . . . .	1,549	286	28	449	72	714	1,667	325	35	381	51	875
Washington . . . . .	1,426	355	34	479	103	455	1,293	399	41	342	93	418
West Virginia . . . . .	1,399	260	19	238	48	834	1,557	277	21	279	50	930
Wisconsin . . . . .	2,479	263	29	514	90	1,583	2,377	288	32	378	56	1,623
Wyoming . . . . .	523	131	19	60	8	305	535	141	23	28	4	339
<b>OVERSEAS - TOTAL</b>	<b>2,853</b>	<b>461</b>	<b>99</b>	<b>423</b>	<b>137</b>	<b>1,733</b>	<b>2,646</b>	<b>500</b>	<b>112</b>	<b>251</b>	<b>58</b>	<b>1,725</b>
Alaska . . . . .	666	103	16	208	63	276	556	122	19	152	36	227
Hawaii . . . . .	622	137	65	100	60	260	618	145	71	90	19	293
Puerto Rico . . . . .	1,565	221	18	115	14	1,197	1,472	233	22	9	3	1,205

Source: Headquarters, Civil Air Patrol, USAF

TABLE 302 - CIVIL AIR PATROL TRAINING BY STATE OR TERRITORY - FY 1955

STATE AND TERRITORY	FIRST HALF FY 1955 (1 JULY 1954 THRU 31 DECEMBER 1954)				SECOND HALF FY 1955 (1 JANUARY 1955 THRU 30 JUNE 1955)			
	AF Reserve Participation -		Cadet Orientation Flights		AF Reserve Participation		Cadet Orientation Flights	
	Per- sons	Man Hours	Per- sons	Man Hours	Per- sons	Man Hours	Per- sons	Man Hours
<u>WORLDWIDE - TOTAL</u> . . . . .	<u>546</u>	<u>11,075</u>	<u>13,659</u>	<u>16,893</u>	<u>698</u>	<u>9,572</u>	<u>16,213</u>	<u>23,501</u>
<u>CONTINENTAL - TOTAL</u> . . . . .	<u>537</u>	<u>11,011</u>	<u>13,175</u>	<u>16,655</u>	<u>689</u>	<u>9,423</u>	<u>15,947</u>	<u>22,628</u>
Alabama . . . . .	4	44	250	435	5	80	265	135
Arizona . . . . .	5	17	257	836	19	87	292	440
Arkansas . . . . .	3	7	192	368	3	39	180	367
California . . . . .	39	3,991	754	2,533	33	809	770	2,062
Colorado . . . . .	19	158	513	376	14	197	373	226
Connecticut . . . . .	19	106	145	117	19	123	117	43
Delaware . . . . .	12	102	124	186	14	68	187	167
District of Columbia . . . . .	12	211	535	480	12	200	456	740
Florida . . . . .	29	558	377	380	20	314	157	219
Georgia . . . . .	21	157	425	189	49	261	621	381
Idaho . . . . .	7	119	32	19	8	130	240	147
Illinois . . . . .	3	91	346	481	11	171	272	756
Indiana . . . . .	3	137	97	69	4	48	123	236
Iowa . . . . .	9	224	152	127	7	175	173	134
Kansas . . . . .	9	622	195	230	6	370	800	400
Kentucky . . . . .	6	112	196	61	12	254	140	85
Louisiana . . . . .	8	130	190	272	7	106	283	310
Maine . . . . .	8	78	121	71	10	145	105	85
Maryland . . . . .	4	60	262	27	8	56	361	139
Massachusetts . . . . .	29	248	382	502	30	277	506	728
Michigan . . . . .	10	130	335	370	15	258	249	193
Minnesota . . . . .	19	301	246	259	28	459	396	1,091
Mississippi . . . . .	1	26	117	83	1	20	26	27
Missouri . . . . .	-	-	153	102	3	22	364	493
Montana . . . . .	-	-	35	41	-	-	108	96
Nebraska . . . . .	5	55	163	293	9	141	101	163
Nevada . . . . .	2	136	26	40	4	51	90	242
New Hampshire . . . . .	4	16	12	67	4	97	21	25
New Jersey . . . . .	8	69	753	574	31	91	686	658
New Mexico . . . . .	42	214	214	157	56	515	297	742
New York . . . . .	6	57	594	182	36	567	738	85
North Carolina . . . . .	37	410	422	758	29	369	574	1,015
North Dakota . . . . .	1	4	5	2	4	32	68	408
Ohio . . . . .	6	56	230	146	29	558	484	667
Oklahoma . . . . .	14	164	228	409	8	110	236	480
Oregon . . . . .	12	77	215	129	6	105	205	256
Pennsylvania . . . . .	32	477	172	129	36	268	249	310
Rhode Island . . . . .	9	234	339	533	8	208	280	691
South Carolina . . . . .	4	104	198	136	6	69	352	401
South Dakota . . . . .	9	102	57	823	6	64	75	22
Tennessee . . . . .	4	12	155	171	-	-	105	117
Texas . . . . .	3	76	919	621	11	250	2,048	4,555
Utah . . . . .	11	226	174	120	6	488	252	525
Vermont . . . . .	11	232	335	167	8	148	472	336
Virginia . . . . .	5	32	493	480	2	10	274	374
Washington . . . . .	8	110	316	1,483	27	238	241	490
West Virginia . . . . .	10	438	214	328	11	283	170	134
Wisconsin . . . . .	8	56	408	220	10	80	310	155
Wyoming . . . . .	7	25	102	73	4	12	55	77
<u>OUTSIDE CONTINENTAL US - TOTAL</u> . . . . .	<u>9</u>	<u>64</u>	<u>484</u>	<u>238</u>	<u>9</u>	<u>149</u>	<u>266</u>	<u>873</u>
Alaska . . . . .	1	8	54	37	5	91	77	715
Hawaii . . . . .	5	26	128	129	2	32	165	152
Puerto Rico . . . . .	3	30	302	72	2	26	24	6

Source: Headquarters, Civil Air Patrol, USAF

TABLE 303 - CIVIL AIR PATROL UNITS BY TYPE - FY 1955

DATE	UNITS BY TYPE			
	Total	Wings	Groups	Squadrons
30 September 1954 . . . . .	2,411	52	175	2,184
31 December 1954 . . . . .	2,472	52	174	2,246
31 March 1955 . . . . .	2,532	52	176	2,304
30 June 1955 . . . . .	2,599	52	182	2,365

Source: Director of CAP Personnel, CDS/Personnel, Hq CAP, USAF

TABLE 304 - CIVIL AIR PATROL WING HEADQUARTERS BY LOCATION - AS OF 30 JUN 1955

WING AND CITY	WING AND CITY	WING AND CITY
CONTINENTAL US		
Alabama - Birmingham	Maine - Fort Williams	North Dakota - Fargo
Arizona - Tucson	Maryland - Baltimore	Ohio - Cincinnati
Arkansas - Little Rock	Massachusetts - Bedford	Oklahoma - Oklahoma City
California - San Francisco	Michigan - Detroit	Oregon - Portland
Colorado - Denver	Minnesota - Minneapolis	Pennsylvania - Allentown
Connecticut - New Haven	Mississippi - Jackson	Rhode Island - Hillsgrove
Delaware - Wilmington	Missouri - St Louis	South Carolina - Florence
Florida - Orlando	Montana - Fort William Harrison	South Dakota - Sioux Falls
Georgia - Marietta	National Capital - Washington D. C.	Tennessee - Memphis
Idaho - Boise	Nebraska - Omaha	Texas - Dallas
Illinois - Chicago	Nevada - Reno	Utah - Salt Lake City
Indiana - Indianapolis	New Hampshire - Manchester	Vermont - Rutland
Iowa - Des Moines	New Jersey - Newark	Virginia - Richmond
Kansas - Wichita	New Mexico - Albuquerque	Washington - Seattle
Kentucky - Louisville	New York - New York City	West Virginia - Martinsburg
Louisiana - New Orleans	North Carolina - Charlotte	Wisconsin - Watertown
		Wyoming - Cheyenne
OUTSIDE CONTINENTAL US		
Alaska - Anchorage	Hawaii - Fort Armstrong	Puerto Rico - San Juan

Source: Headquarters, Civil Air Patrol, USAF.

TABLE 305 - FLYING ACTIVITY OF CIVIL AIR PATROL ON ACTUAL MISSIONS  
(SEARCH, RESCUE, AND MERCY) - FY 1955

REQUESTING AGENCY	MISSIONS	PERSONNEL PARTICIPATING		NUMBER AIRCRAFT FLOWN	NUMBER HOURS FLOWN
		Seniors	Cadets		
TOTAL . . . . .	329	14,605	4,298	4,663	15,834:47
Air Rescue Service . . . . .	191	9,039	2,234	2,934	11,259:42
American Red Cross . . . . .	-	-	-	-	-
Civil Defense . . . . .	20	1,978	803	413	916:47
Ground Observer Corps . . . . .	116	3,581	1,260	1,310	3,630:53
Others . . . . .	2	7	1	6	27:25

Source: Headquarters, Civil Air Patrol, USAF

TABLE 306 - FLYING ACTIVITY OF CIVIL AIR PATROL ON TRAINING MISSIONS (SEARCH AND RESCUE) -  
FY 1955

MISSIONS-AIRCRAFT-HOURS PARTICIPANTS	TOTAL	MISSIONS-AIRCRAFT-HOURS PARTICIPANTS	TOTAL
Missions . . . . .	65	Number Seniors Participating	7,588
Number Aircraft Flown . . . . .	1,589	Number Cadets Participating	4,781
Number Hours Flown . . . . .	6,532:39		

Source: Headquarters, Civil Air Patrol, USAF

TABLE 307 - CIVIL AIR PATROL CADET ENCAMPMENT BY CALENDAR YEAR - 1947 THROUGH 1955

CALENDAR YEAR	Air Force Bases Used As Sites	ENCAMPMENTS			ATTENDANCE				
		Total	Number of Air Force Bases	Number of Other Sites	Total	Cadets		Seniors	
						Male	Female	Male	Female
1947 . . . . .	25	25	25	-	2,623	a/	a/	a/	a/
1948 . . . . .	14	14	14	-	1,923	1,574	202	116	31
1949 . . . . .	21	22	22	-	2,401	1,918	229	207	47
1950 . . . . .	21	26	24	2	3,244	2,486	336	362	60
1951 . . . . .	20	33	26	7	4,534	3,542	572	344	76
1952 . . . . .	39	42	42	-	5,383	3,939	939	368	137
1953 . . . . .	39	40	40	-	6,346	4,810	971	417	148
1954 . . . . .	35	41	41	-	8,034	5,958	1,464	432	180
1955 . . . . .	33	46	45	1	9,731	7,123	1,840	507	261

a/ Not Available

Source: Headquarters, Civil Air Patrol, USAF

TABLE 308 - CIVIL AIR PATROL (CAP) - HIGH SCHOOL AVIATION EDUCATION PROGRAM -  
1949 (FALL) THROUGH 1955 (SPRING)

The Coordinated CAP-High School Aviation Education Program is an aviation education plan which may be described as general education in regard to aviation.

The course, as a one-year program for high school instruction, is taught by regular members of the school faculty. (It is also designed as a two-year course for use at CAP squadron level with CAP and Air Force Reserve personnel serving as instructors.) Any student is eligible to participate in the high school course of instruction, and CAP membership, though desirable, is not necessary.

DATE	NUMBER OF HIGH SCHOOLS	NUMBER OF STUDENTS
Fall Semester 1949. . . . .	89	2,780
Spring Semester 1950. . . . .	119	3,531
Fall Semester 1950. . . . .	192	5,475
Spring Semester 1951. . . . .	228	6,115
Fall Semester 1951. . . . .	225	6,633
Spring Semester 1952. . . . .	229	6,771
Fall Semester 1952. . . . .	225	5,595
Spring Semester 1953. . . . .	189	5,002
Fall Semester 1953. . . . .	193	4,567
Spring Semester 1954... . . . .	165	4,321
Fall Semester 1954. . . . .	165	2,683
Spring Semester 1955. . . . .	151	3,964

Source: Headquarters, Civil Air Patrol, USAF

TABLE 309 - CIVIL AIR PATROL CADET SUMMER ENCAMPMENT - 1955

1. Forty-six (46) cadet encampments were held during 1955 at thirty-three (33) Air Force bases. All Wings participated.

2. Cadet Participation:

- a. Enrollment: 8,963 (7,123 boys and 1,840 girls)
- b. Satisfactorily completed course of instruction: 8,898  
Did not satisfactorily complete course of instruction: 65  
Early departures for various reasons: 64

3. Senior Participation:

- a. Enrollment: 768 (507 men and 261 women)
- b. 6,606 man-days served by the seniors for an average of 8.6 days service per senior.

4. Direct Manpower Assistance from Encampment Site:

- a. USAF Personnel: 190 Officers and 438 Airmen
- b. Air Reservists: 213 Officers
- c. Civilians: 25



TABLE 309 - CIVIL AIR PATROL CADET SUMMER ENCAMPMENT - 1955 (CONTINUED)

5. Aerial transportation to and/or from Encampment Sites (as part of routine training flights without additional expense to the Government):

SOURCE	PLANES	NUMBER TRANSPORTED	FLYING TIME
<u>TOTAL</u> . . . . .	<u>445</u>	<u>11,223</u>	<u>2,351:32</u>
USAF . . . . .	315	8,298	1,722:07
Air National Guard . . . . .	16	358	56:35
Reserve. . . . .	102	2,024	402:25
Civil Air Patrol . . . . .	4	28	33:40
Navy . . . . .	7	475	133:45
NACA . . . . .	1	40	3:00

6. Orientation flights at Encampment Sites (as part of routine training flights without additional expense to the Government). Forty-four per cent of the total cadet attendance (excluding early departures) were flown on orientation flights:

SOURCE	PLANES	NUMBER TRANSPORTED	FLYING TIME
<u>TOTAL</u> . . . . .	<u>161</u>	<u>3,962</u>	<u>1,665:09</u>
USAF . . . . .	148	3,612	1,314:54
Air National Guard . . . . .	6	302	302:00
Air Force Reserve. . . . .	5	30	30:00
Civil Air Patrol . . . . .	2	18	18:15

Source: Headquarters, Civil Air Patrol, USAF

TABLE 310 - FUNCTIONAL DISTRIBUTION OF CIVIL AIR PATROL AIRPLANE INVENTORY  
QUARTERLY, FISCAL YEAR 1955

TYPE	TOTAL AIRPLANES ON HAND	ACTIVE					INACTIVE			
		TOTAL	OPERATIONAL SUPPORT	SPECIAL MISSIONS	MAINTENANCE	PROJECT	TOTAL	STORAGE	OTHER	EXCESS AND RECOMMENDED RECLAMATION
30 SEPTEMBER 1954										
TOTAL . . .	<u>555</u>	<u>548</u>	<u>458</u>	<u>1</u>	<u>89</u>	-	<u>7</u>	-	<u>1</u>	<u>6</u>
COMMUNICATION .	555	548	458	1	89	-	7	-	1	6
31 DECEMBER 1954										
*TOTAL . . .	<u>554</u>	<u>544</u>	<u>451</u>	<u>1</u>	<u>85</u>	<u>7</u>	<u>10</u>	-	<u>1</u>	<u>9</u>
COMMUNICATION .	554	544	451	1	85	7	10	-	1	9
31 MARCH 1955										
TOTAL . . .	<u>552</u>	<u>546</u>	<u>422</u>	<u>1</u>	<u>114</u>	<u>9</u>	<u>6</u>	-	-	<u>6</u>
COMMUNICATION .	552	546	422	1	114	9	6	-	-	6
30 JUNE 1955										
TOTAL . . .	<u>595</u>	<u>515</u>	<u>447</u>	-	<u>68</u>	-	<u>80</u>	<u>56</u>	<u>22</u>	<u>2</u>
COMMUNICATION	595	515	447	-	68	-	80	56	22	2

Source: Operations Statistics Division, Directorate of Statistical Services, ECS/C.

TABLE 311 - STATUS AND LINE CLASSIFICATION OF CIVIL AIR PATROL AIRPLANE INVENTORY  
QUARTERLY, FISCAL YEAR 1955

	TOTAL			ACTIVE			INACTIVE		
	TOTAL	FIRST LINE	SECOND LINE	TOTAL	FIRST LINE	SECOND LINE	TOTAL	FIRST LINE	SECOND LINE
30 SEPTEMBER 1954									
TOTAL . . .	<u>555</u>	-	<u>555</u>	<u>548</u>	-	<u>548</u>	<u>7</u>	-	<u>7</u>
L-4 . . . . .	114	-	114	111	-	111	3	-	3
L-5 . . . . .	90	-	90	88	-	88	2	-	2
L-16 . . . . .	351	-	351	349	-	349	2	-	2
30 DECEMBER 1954									
TOTAL . . .	<u>554</u>	-	<u>554</u>	<u>544</u>	-	<u>544</u>	<u>10</u>	-	<u>10</u>
L-4 . . . . .	110	-	110	104	-	104	6	-	6
L-5 . . . . .	88	-	88	86	-	86	2	-	2
L-16 . . . . .	347	-	347	345	-	345	2	-	2
L-17 . . . . .	9	-	9	9	-	9	-	-	-
31 MARCH 1955									
TOTAL . . .	<u>552</u>	-	<u>552</u>	<u>546</u>	-	<u>546</u>	<u>6</u>	-	<u>6</u>
L-4 . . . . .	107	-	107	104	-	104	3	-	3
L-5 . . . . .	86	-	86	85	-	85	1	-	1
L-16 . . . . .	340	-	340	338	-	338	2	-	2
L-17 . . . . .	19	-	19	19	-	19	-	-	-
30 JUNE 1955									
Total . . .	<u>595</u>	-	<u>595</u>	<u>515</u>	-	<u>515</u>	<u>80</u>	-	<u>80</u>
L-4 . . . . .	99	-	99	99	-	99	-	-	-
L-5 . . . . .	81	-	81	81	-	81	-	-	-
L-16 . . . . .	336	-	336	334	-	334	2	-	2
L-17 . . . . .	79	-	79	1	-	1	78	-	78

Source: Operations Statistical Division, Directorate of Statistical Services, DCS/C.

TABLE 312 - EXPLORERS IN EXPLORER UNITS BY TYPE OF EXPLORER - 31 DEC 1951 THROUGH 31 DEC 1954

(Table below is a modification of Table 306, FY 1954)

TYPE OF EXPLORER	31 DEC 1951	31 DEC 1952	31 DEC 1953	31 DEC 1954
<u>TOTAL</u> . . . . .	<u>126,805</u>	<u>131,663</u>	<u>398,177</u>	<u>425,361</u>
Explorers in troops . . . . .	a/	a/	257,790	261,696
Explorers in Posts . . . . .	100,983	106,140	115,866	136,680
Sea Explorers . . . . .	20,338	19,619	18,954	20,791
Air Explorers . . . . .	4,612	4,995	4,876	6,033
Rovers . . . . .	872	718	515	22
Lone Explorers . . . . .	a/	191	176	139

a/ Not available

Source: Forty-third, forty-fourth, and forty-fifth annual reports of the Boy Scouts of America to Congress.

TABLE 313 - EXPLORER UNITS BY TYPE OF UNIT BY CALENDAR YEAR - 1953 THROUGH 1954

(Minus quantities are enclosed in parentheses. Data are as of 31 Dec for the years reported.)

TYPE OF UNIT	1953			1954		
	Total	Gain or Loss	Per Cent Gain or Loss	Total	Gain or Loss	Per Cent Gain or Loss
<u>TOTAL</u> . . . . .	<u>10,833</u>	<u>741</u>	<u>7.3</u>	<u>12,498</u>	<u>1,665</u>	<u>15.4</u>
Squadrons . . . . .	370	2	0.5	443	73	19.7
Posts . . . . .	9,187	804	9.6	10,746	1,559	17.0
Snips . . . . .	1,245	(52)	(4.0)	1,308	63	5.1
Hover Crews . . . . .	31	(13)	(29.5)	1	(30)	(96.8)

Source: Forty-fourth and forty-fifth annual reports of the Boy Scouts of America to Congress.

TABLE 314 - CLASSIFIED MEMBERSHIP OF EXPLORERS BY REGIONS - 31 DEC 1953 AND 31 DEC 1954

REGION	EXPLORER UNITS		TOTAL EXPLORERS		EXPLORERS IN TROOPS		EXPLORERS IN EXPLORER UNITS	
	1953	1954	1953	1954	1953	1954	1953	1954
TOTAL	10,833	12,498	398,177	415,361	257,790	251,696	140,387	163,665
I. . . . .	571	636	22,734	23,870	15,241	15,293	7,493	8,577
II. . . . .	1,158	1,294	46,579	48,065	31,126	30,662	15,453	17,403
III. . . . .	1,015	1,226	42,962	46,559	29,941	30,361	13,021	16,198
IV. . . . .	815	951	32,188	33,140	22,201	21,556	9,987	11,584
V. . . . .	479	598	30,232	32,526	23,784	24,521	6,448	8,005
VI. . . . .	594	707	34,333	39,996	26,605	30,706	7,728	9,290
VII. . . . .	1,527	1,702	50,478	53,700	31,111	31,708	19,367	21,992
VIII. . . . .	724	860	30,299	31,697	20,822	19,948	9,477	11,749
IX. . . . .	973	1,128	31,367	32,120	19,003	17,757	12,364	14,363
X. . . . .	337	372	13,070	13,037	8,973	8,497	4,097	4,540
XI. . . . .	718	835	19,466	21,313	9,670	10,075	9,796	11,238
XII. . . . .	1,901	2,154	43,102	37,601	18,211	9,438	24,891	28,163
XR. . . . .	21	35	1,367	1,737	1,102	1,174	265	563

Source: Forty-fourth and Forty-fifth Annual Reports of the Boy Scouts of America to Congress.

TABLE 315 - EXPLORER GROWTH - 31 DEC 1930 THROUGH 31 DEC 1954

(Per cents represent gains and losses over the previous year's report. Minus quantities are included in parentheses.)

Year	Total Explorers		Air Explorers		Sea Explorers		Explorers In Posts		Explorers In Troops	
	Total	Per cent	Total	Per cent	Total	Per cent	Total	Per cent	Total	Per cent
1930 . . . . .	8,043	-	-	-	8,043	-	-	-	-	-
1931 . . . . .	10,471	30.2	-	-	10,741	30.2	-	-	-	-
1932 . . . . .	14,863	41.9	-	-	14,863	41.9	-	-	-	-
1933 . . . . .	18,326	23.3	-	-	18,326	23.3	-	-	-	-
1934 . . . . .	19,448	6.1	-	-	19,448	6.1	-	-	-	-
1935 . . . . .	20,858	7.3	-	-	20,858	7.3	-	-	-	-
1936 . . . . .	20,759	(0.5)	-	-	20,759	(0.5)	-	-	-	-
1937 . . . . .	26,086	25.7	-	-	19,483	(6.1)	5,266	-	-	-
1938 . . . . .	35,862	37.5	-	-	23,405	20.1	10,625	101.8	-	-
1939 . . . . .	45,854	27.9	-	-	26,425	12.9	17,182	61.7	-	-
1940 . . . . .	52,277	14.0	-	-	27,561	4.3	22,563	31.3	-	-
1941 . . . . .	52,975	1.3	-	-	27,715	0.6	23,200	2.8	-	-
1942 . . . . .	50,539	(4.6)	2,025	-	26,332	(5.0)	20,135	(13.2)	-	-
1943 . . . . .	50,965	0.8	9,549	371.6	24,775	(5.9)	15,231	(24.4)	-	-
1944 . . . . .	a/ 55,495	8.9	11,233	17.6	24,951	0.7	16,212	6.4	-	-
1945 . . . . .	a/ 59,057	6.4	7,865	(30.0)	24,927	(0.1)	23,125	36.0	-	-
1946 . . . . .	68,832	16.6	7,656	(2.7)	26,204	5.1	33,634	19.5	-	-
1947 . . . . .	83,031	20.6	8,539	11.5	26,711	1.9	46,146	28.7	-	-
1948 . . . . .	82,969	(0.1)	6,809	(20.3)	22,988	(13.9)	51,557	11.7	-	-
1949 . . . . .	b/460,464	-	6,055	(11.1)	22,557	(1.9)	63,594	23.3	366,929	-
1950 . . . . .	416,173	(9.6)	5,464	(9.8)	22,148	(1.8)	92,860	46.0	294,588	(19.7)
1951 . . . . .	395,437	(5.0)	4,612	(15.6)	20,338	(8.2)	100,983	8.7	268,632	(8.8)
1952 . . . . .	397,113	0.4	4,995	8.3	19,619	(3.5)	106,140	5.3	265,450	(1.2)
1953 . . . . .	398,177	0.3	4,876	(2.4)	18,954	(3.4)	115,266	9.2	257,790	(2.9)
1954 . . . . .	425,361	6.8	6,033	23.7	20,791	9.7	136,680	18.0	261,696	1.5

a/ Total Explorers includes Rover Membership (Not Shown Separately) for 1937 through 1953; Senior Scouts in a Troop for 1944 and 1945.

b/ Total Explorers for 1949 and later years not comparable with previous years because of change in policy, 1 September 1949.

Source: Forty-fifth Annual Reports of the Boy Scouts of America to Congress.

TABLE 1316 - AGE DISTRIBUTION OF BOY EXPLORER MEMBERSHIP BY REGION - 31 DEC 1954

REGION	POPULATION	ANNUAL BOY CROP			UNITED STATES AND FOREIGN COUNTRIES
		8 Years	11 Years	14 Years	
TOTAL	153,530,145	1,499,533	1,342,821	1,174,001	
I	9,315,253	81,739	72,742	60,898	Connecticut; Maine; Massachusetts; New Hampshire; Rhode Island; Vermont; and part of New York - 49 Councils
II	21,884,121	200,796	176,591	150,760	New Jersey; New York; part of Pennsylvania; and Puerto Rico - 70 Councils
III	17,131,133	156,332	141,821	123,343	Delaware; District of Columbia; Maryland; Pennsylvania; Virginia; and parts of New Jersey, New York, Ohio, West Virginia and North Carolina - 52 Councils
IV	13,107,416	128,744	119,583	106,119	Kentucky; Ohio; West Virginia; and parts of Virginia and Tennessee - 42 Councils
V	13,196,651	149,502	135,745	124,424	Alabama; Arkansas; Louisiana; Mississippi; Tennessee; and parts of Virginia, Florida, and Georgia - 32 Councils
VI	12,120,903	135,842	121,043	109,999	Florida; Georgia; North Carolina; South Carolina; and parts of Alabama - 37 Councils
VII	22,247,218	204,349	187,508	160,841	Illinois, Indiana, Michigan, Wisconsin, and parts of Kentucky, Ohio, and Minnesota - 84 Councils
VIII	11,375,720	105,884	95,577	85,656	Colorado; Iowa; Kansas; Missouri; Nebraska; Wyoming; and part of Arkansas and Illinois - 36 Councils
IX	10,790,627	115,960	101,406	90,273	New Mexico, Oklahoma; Texas; and parts of Arkansas - 36 Councils
X	4,681,840	47,473	42,936	37,645	Minnesota; North Dakota; South Dakota; Eastern Montana; and parts of Iowa, Michigan, Wisconsin, and Wyoming - 17 Councils
XI	5,033,652	50,336	43,797	37,445	Idaho; Western Half of Montana; Oregon; Washington; Alaska; and parts of Wyoming, California, and Utah - 26 Councils
XII	12,645,611	122,576	104,072	86,598	Arizona; California; Nevada; Utah; Hawaii; and parts of Wyoming, New Mexico, and Idaho
IR	-	-	-	-	Extra Regional: Germany (Eucom Advisory Council); Japan (Far East Council); Canal Zone; Guam and Units in American Samoa, Argentina, Aruba, Azores, Belgian Congo, Bermuda, Canada, Canton Islands, Chile, Colombia, Ecuador, Egypt, Eritrea, Greece, Greenland, Guatemala, Indochina, Iran, Jordan, Lebanon, Mexico, Midway Islands, Newfoundland, Paraguay, Peru, Philippine Islands, Saipan, Saudi Arabia, Trinidad and Venezuela

Source: Forty-fifth Annual Report of the Boy Scouts of America to Congress









