

DEPARTMENT OF THE AIR FORCE  
HEADQUARTERS UNITED STATES AIR FORCE,  
WASHINGTON, D.C.



1 SEP 1978

REPLY TO  
ATTN OF: ACMC

SUBJECT: Declassification of Statistical Digest (Your ltr, 25 Aug 78)

TO: AF/CVAH(S)

All editions of the USAF Statistical Digest for the years 1945 thru 1963 are UNCLASSIFIED IAW Executive Order 11652 and downgrading instructions in AFR 205-1. Statistical Digests from 1964 thru 1977 are CLASSIFIED IAW instructions on the individual pages. Additional security information can be obtained from the office of primary responsibility.

*KM Olver*

K.M.OLVER, Colonel, USAF  
Chief, Cost Analysis & Mgt Div  
Directorate of Cost & Management Analysis

Reports Control Symbol

SC-U-23

COPY 31 OF 167 COPIES

**UNITED STATES AIR FORCE**  
**STATISTICAL DIGEST**  
**1948**

THIRD ANNUAL EDITION



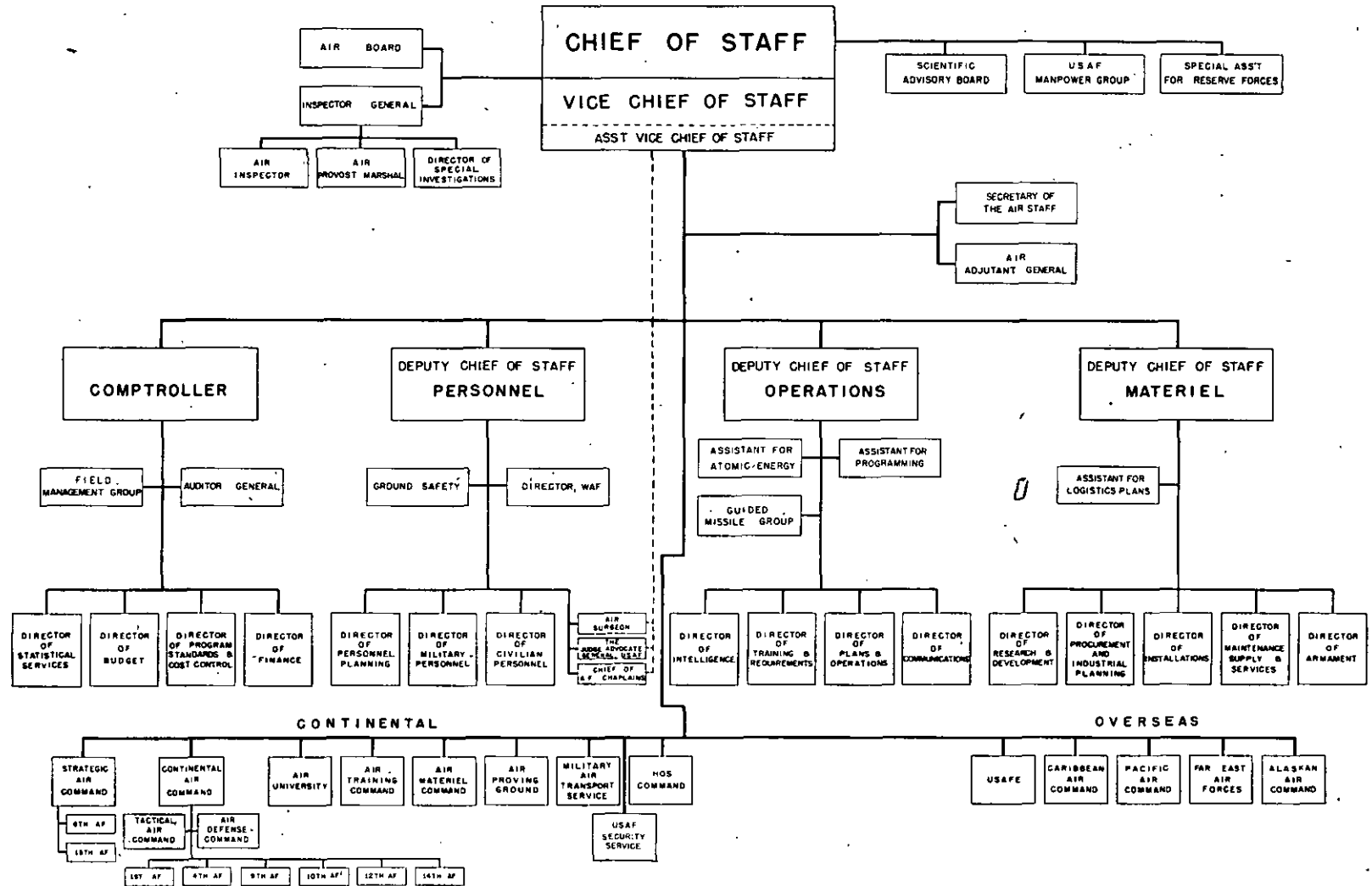
THIS DOCUMENT CONTAINS INFORMATION AFFECTING THE NATIONAL DEFENSE OF THE UNITED STATES WITHIN THE MEANING OF THE ESPIONAGE LAWS, TITLE 18 USC, SECTION 793 AND 794 AS AMENDED. ITS TRANSMISSION OR THE REVELATION OF ITS CONTENTS IN ANY MANNER TO AN UNAUTHORIZED PERSON IS PROHIBITED BY LAW.

PREPARED BY  
STATISTICAL SERVICES  
COMPTROLLER, HQ U S AIR FORCE  
WASHINGTON, DC

NOTICE

THIS VOLUME WILL NOT BE DISTRIBUTED TO STUDENTS UPON COMPLETION OF COURSES BUT WILL BE RETAINED FOR USE OF SUBSEQUENT CLASSES.

# U.S. AIR FORCE



AIR FORCE REGULATION )  
NO. 5-24 )

DEPARTMENT OF THE AIR FORCE  
WASHINGTON, 20 SEPTEMBER 1948

PUBLICATIONS

United States Air Force Statistical Digest

	Paragraph
Official Statistical Yearbook . . . . .	1
Distribution . . . . .	2

1. Official Statistical Yearbook. The "United States Air Force Statistical Digest" prepared, published, and distributed by Headquarters USAF (Directorate of Statistical Services, Office of Comptroller) is hereby designated as the official Air Force statistical yearbook for the presentation of summary statistics on all phases of Air Force activity, strength, and operations.

2. Distribution. A limited distribution of this digest will be made as determined by Headquarters USAF.

BY ORDER OF THE SECRETARY OF THE AIR FORCE:

HOYT S. VANDENBERG  
Chief of Staff, United States Air Force

OFFICIAL:

L. L. JUDGE  
Colonel, USAF  
Air Adjutant General

DISTRIBUTION:

B

\*This Regulation supersedes AFL 5-3, 28 April 1947.

# CONTENTS

FOREWORD	VII
GLOSSARY	VIII
<b>PART I - TACTICAL UNITS</b>	
INTRODUCTION	1
Section I - <u>Number of Tactical Groups and Squadrons</u>	
Table 1 - Tactical Groups and Separate Squadrons, By Type, in Continental US and Overseas, By Month: Jan through Dec, 1948	2
Table 2 - Tactical Groups and Separate Squadrons, By Type, US Air Forces in Europe By Month: Jan through Dec, 1948	5
Table 3 - Tactical Groups and Separate Squadrons, By Type, Caribbean Air Command, By Month: Jan through Dec, 1948	6
Table 4 - Tactical Groups and Separate Squadrons, By Type, Alaskan Air Command, By Month: Jan through Dec, 1948	7
Table 5 - Tactical Groups and Separate Squadrons, By Type, Far East Air Forces By Month: Jan through Dec, 1948	8
Table 6 - Tactical Groups and Separate Squadrons, By Type, Pacific Air Command, By Month: Jan through Dec, 1948	9
<b>PART II - AIRCRAFT AND MATERIEL</b>	
Introduction	IIA
Class Designation of Aircraft	11
Section II - <u>Procurement</u>	
A. Air Force Aircraft	
Table 7 - Airplanes Authorized for USAF Procurement, By Type and Model of Airplane: Fiscal Year 1948	12
Table 8 - Average Unit Cost of USAF Airplanes Authorized for Procurement, By Principal Model: Fiscal Year 1948	13
Table 9 - Factory Acceptances of USAF Cognizance Airplanes, By Type and Model of Airplane: Monthly 1948	14
Table 10 - Airframe Weight of Factory Accepted USAF Cognizance Airplanes, By Type of Airplane: Monthly 1948	15
B. All Military Aircraft (USAF and Navy)	
Table 11 - Factory Acceptances of All US Military Airplanes, By Type of Airplane: Monthly 1948	15
Table 12 - Factory Acceptances of All Military Airplanes, By Plant and By Type and Model of Airplane: Monthly 1948	16
Table 13 - Airframe Weight of All Factory Accepted US Military Airplanes, By Type of Airplane: Monthly 1948	18
Table 14 - US Military Airplane Factory Deliveries, By Type of Airplane and By Recipient: Monthly 1948	18
C. Aircraft Engines	
Table 15 - Factory Deliveries of All Military Jet-Propelled Aircraft Engines, By Plant, By Model and By Unit Horsepower: 1948	19
Table 16 - Factory Deliveries of All Military Aircraft Engines, By Plant, By Model and By Unit Horsepower: 1948	19
Section III - <u>On Hand</u>	
Table 17 - Summary of USAF Aircraft On Hand, By Major Air Command - Including Air Force Reserve, Civil Air Patrol and Air National Guard: Monthly 1948	20
Table 18 - Summary of USAF Aircraft On Hand, for the USAF, The Reserve Forces and Civil Air Patrol, By Command and By Type and Model of Aircraft: End of Each Quarter, 1948	21
Table 19 - Airplanes On Hand in the USAF, By Major Type: Monthly 1948	33
Table 20 - Airplanes On Hand in the USAF, By Type and Principal Model: Monthly 1948	34
Table 21 - Airplanes On Hand in Continental US, By Type and Principal Model: Monthly 1948	36
Table 22 - Airplanes On Hand Overseas, By Type and Principal Model: Monthly 1948	38
Table 23 - Airplanes On Hand in the USAF Accountable Inventory, By Type and Principal Model, Showing Gains and Losses: 31 Dec 1947 through 30 June 1948	40
Table 24 - Airplanes On Hand in the USAF Accountable Inventory, By Type and Principal Model, Showing Gains and Losses: 30 Jun 1948 through 31 Dec 1948	42
Table 25 - Cumulative Age Distribution of the USAF Airplane Inventory: As of 30 November 1948	44
Table 26 - Airplanes On Hand in the USAF During 1948: Active and Inactive	45
Table 27 - Value of Aircraft Parts in Inventory and On-Order, By Property Classification and Airplane Manufacturer or Major Component Involved: As of January 1948-January 1949	46
Section IV - <u>Losses</u>	
Table 28 - Airplane Losses in Continental US and Overseas, By Type of Airplane: Monthly 1948	47
Section V - <u>Storage</u>	
Table 29 - Aircraft In Storage at Air Materiel Command Installations, in Continental US, By Type of Airplane: Monthly 1948	48
Table 30 - USAF Owned or Leased Bulk Petroleum Storage Capacity, By Area and Product: 3rd and 4th Quarter 1948	49

CONTENTS -- Continued

<b>PART III - FLIGHT OPERATIONS</b>		
Introduction		50A
Section VI	- <u>Flying Time</u>	
Table 31	- Flying Time of USAF Aircraft, By Command and By Type and Model: 1948	50
Table 32	- Flying Time of USAF Aircraft During 1948, By Basic Type and Model	54
Table 33	- USAF Flying Time in Continental US, By Type and Model: During 1948	56
Table 34	- USAF Flying Time Overseas, By Type and Model: During 1948	58
Table 35	- USAF Flying Time in Air Transport Command (Worldwide), By Type and Model: Jan through Jun 1948	60
Table 36	- USAF Flying Time in Military Air Transport Service (Worldwide), By Type and Model: Jul through Dec 1948	61
Section VII	- <u>Utilization and Maintenance</u>	
Table 37	- Utilization and Maintenance of USAF Aircraft, By Command: Monthly 1948	62
Table 38	- Utilization and Maintenance of USAF Aircraft, By Type and Model and By Type of Flying: During 1948	64
Section VIII	- <u>Aviation Fuel Consumption</u>	
Table 39	- Aviation Fuel Consumption of USAF Aircraft During 1948, By Command	70
Table 40	- Aviation Fuel Consumption of USAF Aircraft, By Type and Model: During 1948	72
Section IX	- <u>Aircraft Accidents</u>	
Table 41	- Number and Rate of USAF Aircraft Accidents, By Type and Model of Aircraft: Quarterly 1948	74
<b>PART IV - USAF RESERVE FORCES</b>		
Introduction		77
Section X	- <u>Air Reserve</u>	
Table 42	- Airplanes On Hand in the Air Reserve, By Air Force Area and By Type and Model of Airplane: Monthly 1948	78
Table 43	- Summary of Air Force Reserve Activities - During 1948	80
Table 44	- Flying Time of Air Force Pilots on Inactive Duty Status - During 1948	80
Section XI	- <u>Air National Guard</u>	
Table 45	- Airplanes On Hand in Air National Guard, By Air Force Area and State or Territory: Monthly 1948	81
Table 46	- Airplanes On Hand in Air National Guard, By Type and Model of Airplane: Monthly 1948	84
Table 47	- Summary of Air National Guard Aircraft Activities - During 1948	86
<b>PART V - MILITARY PERSONNEL</b>		
Introduction		87
Section XII	- <u>Enlistments</u>	
Table 48	- Enlistments for USAF By Status as to Prior Service, By Sex, By Month: Jan through Dec, 1948	89
Table 49	- Enlistments for USAF, By Term of Enlistment, By Sex, By Month: Jan through Dec, 1948	89
Table 50	- Enlistments for USAF, By Grade, By Race, By Month: Jan through Dec, 1948	90
Table 51	- WAF Enlistments for USAF, By Status as to Prior Service, and By Term of Enlistment, By Month: Jul through Dec, 1948	91
Table 52	- WAF Enlistments for the USAF, By Status as to Prior Service, By Grade of Enlistment, By Race, By Month: Jul through Dec, 1948	91
Table 53	- One Year Enlistments for USAF By Status as to Prior Service, By Race, By Month: Jul through Dec, 1948	92
Table 54	- Re-enlistments (Other than Negro and Negro) in the Army for ARNAF Duty, By Sex, By Month: Apr through Dec, 1948	92
Table 55	- Immediate Reenlistments (Other than Negro and Negro) in the Army for ARNAF Duty, By Sex, By Grade, By Month: Jan through Dec, 1948	93

INDEX

95-99

## FOREWORD

The 1948 edition of the United States Air Force Statistical Digest has been segregated into two separate volumes. Volume I contains statistical data which are classified "Restricted" or are unclassified, whereas Volume II includes information classified as high as "Secret". This publication represents the letter of the two volumes.

The greater portion of the information included in this volume had been classified no higher than "Restricted" in previous editions of the Digest. The change in the classification of this material was made after a security survey, completed during the early part of the year, indicated that the classification of such information should be raised, due to the current relative importance of this type of data to national security.

Another change, made effective with the 1948 edition of the Digest, pertains to the scope of the data included in each of the statistical tables. Although it includes the majority of the tables carried in the 1947 edition, the present issue is unlike that for previous years in that its coverage has been restricted to data for the Calendar Year 1948. In addition, several new tables have been added.

To facilitate the use of this volume, it has been divided into the following parts, each covering a specific phase of USAF activity:

1. Tactical Units
2. Aircraft and Material
3. Flight Operations
4. USAF Reserve Forces
5. Military Personnel

The tables in each part are preceded by an introductory statement, giving an indication of the character of the data and new topics introduced.

Sources of the majority of the data are the many published and unpublished records of Statistical Services. The tabulations which were furnished by other offices in Headquarters, USAF or USAF Commands are annotated as to source. Tables containing no source references are those supplied by Statistical Services.

Comments, recommendations and suggestions for future editions of this publication should be addressed to Headquarters, U. S. Air Force, Comptroller, ATTN: Statistical Services, Washington 25, D. C.



## GLOSSARY

(Aircraft terminology applicable to statistical data for the calendar year 1948)

### ACCEPTANCE AIRCRAFT

The acceptance of a military type aircraft from production by an authorized representative of the Government. In the case of the USAF, this normally precedes or coincides with delivery. In the case of the Navy, acceptance and delivery are simultaneous.

### ACCIDENT AIRCRAFT

An event, involving one or more military aircraft, that occurs while the aircraft is engaged in any phase of aerial flight including takeoff and landing runs, taxiing, or while the aircraft is on the ground and power plant is in operation (except maintenance operation--servicing, repair, etc.) and which results in death or injury to persons or damage to the aircraft.

### ACCIDENT AIRCRAFT MAJOR

An accident which results in death or major injury to persons or major damage to the aircraft. Major injury is that which will probably require hospitalization for a period of five or more days or results in unconsciousness, fractures (Except simple finger or toe fractures), lacerations of muscles or which cause hemorrhages, internal lesions and burns involving more than five percent of body surface or involving less than five percent if to the second or third degrees. Major damage includes damage to such parts of the aircraft as landing gear, wings, fuselage, stabilizers and power plant to the extent that the part must undergo major repair or be replaced.

### ACCIDENT AIRCRAFT MINOR

An accident which results in minor injury to persons or minor damage to the aircraft. Minor injury is less severe than major injury as defined above and requires that military personnel be reported on the daily sick report as sick in quarters or hospital, or in the case of civilian personnel, less of regular working time beyond the work-day on which the accident occurred. Minor damage is such damage as to make the aircraft unsafe for flight but not damage so great as to be classified major damage as defined above.

### ACTIVE AIRCRAFT INVENTORY

Includes (1) aircraft being used for defense, tactical, transport and search missions, and for unit or crew training (2) those used for minimum individual training, administrative or staff work and special missions (3) aircraft used for experimental development, and test purposes (except "X" Models) and those being repaired (4) pipeline - such as those undergoing depot maintenance or modifications, or projects excess to command requirements, and grounded awaiting transfer. In addition, active data for January-June 1948 include aircraft on bailment contract, those on loan, "X" prefixed aircraft, and active aircraft in the Air Reserve and CAP.

### ADMINISTRATIVE AIRCRAFT

Aircraft being used in AF administrative or staff work.

### AIRCRAFT

The term aircraft and all type, model and series designations including prefixes are synonymous with the terminology of heavier-than-air aircraft as used in AF Regulation 65-60, dated 11 June 1948, unless otherwise specifically noted.

### AIRCRAFT CLASS OIZ

Complete aircraft used for ground instructional purposes.

### AIRCRAFT INVENTORY

Includes all heavier-than-air aircraft as defined under "AIRCRAFT" which have been delivered to the USAF, except Class OIZ aircraft.

### AIRFRAME

The assembled principal structural components of an aircraft. It includes hull or fuselage, wings, stabilizers, vertical fins, control surfaces, landing gear, nacelles, and (lighter-than-air) envelops.

### AIRFRAME WEIGHT

Empty weight of an airplane less the weight of the following government furnished equipment: engines, propellers, hubs, blades, power control and governors, wheels, brakes, tires and tubes, auxiliary power plant, turbo-superchargers, radio receivers and transmitters, starters, batteries, generators, turrets and power-operated gun mounts.

### AIRPLANE

All aircraft except aerial target aircraft and gliders.

### AVIATION FUEL CONSUMPTION

The amount of aviation fuel consumed on aircraft flights, including fuel consumed in taxiing, warm-up, etc.

### BAILMENT AIRCRAFT

Aircraft assigned to other than a Department of the Air Force activity under bailment contract. Bailment aircraft include the following categories: Bailment for test; for maintenance; for modification and bailment for other purposes. (See table I AFL 150-10).

### CLASSIFICATION OF AIRCRAFT

Designation and classification of all aircraft reflected in this publication are in accordance with AF Regulation 65-60. As a general rule, unless otherwise indicated, aircraft data covering the period, Jan-Jun 1948, are classified in accordance with AF regulation 65-60, dated 17 Jun 1947 while data for Jul-Dec 1948 are based upon the revision to this regulation, dated 11 Jun 1948.

BASIC TYPE DESIGNATOR. The type classification is generally based upon the basic type designator or the prefix preceding the basic type designator of each aircraft model. Aircraft are assigned a basic type designator in accordance with the function for which they are basically designed. When a type of aircraft is modified to perform a function other than its basically designed function, the basic type designator is prefixed by the appropriate auxiliary symbol. Aircraft are not redesignated merely on the basis of current usage. The basic type designation consists of one letter, as follows:

A	..... Amphibious
B*	..... Bomber
C*	..... Cargo
F*	..... Fighter
G*	..... Glider
H	..... Rotary Wing (Helicopter)
L*	..... Liaison
(*)	..... Target aircraft and Drones
R*	..... Reconnaissance
S*	..... Search and Rescue
T*	..... Trainer
X**	..... Special Research or Experimental

(\* Used as prefix symbol as required)

(\*\* Used as classification symbol as required)

PREFIX SYMBOLS. A prefix symbol is assigned an aircraft model when the aircraft is modified to perform a function (indicated by the prefix) other than its basically designated purpose. As an example of such redesignation, a B-50A aircraft modified as a reconnaissance aircraft is redesignated an RB-50A. An aircraft so redesignated retains this prefix until such time as those features which provided its reconnaissance characteristics are re-

## GLOSSARY

### CLASSIFICATION OF AIRCRAFT (Continued)

#### PREFIX SYMBOLS (Continued)

moved and it is restored to its original basic condition or remodified for an entirely different function.

Prefix "B" is used to designate aircraft modified to function as bomber type aircraft, i.e., the inclusion of a bombardier nose in fighter type aircraft. The addition of external bomb, torpedo or depth-charge carrying devices and dive or skip bombing sighting equipment on any basic type aircraft does not constitute sufficient cause for the redesignation of that aircraft as "B" type.

Prefix "C" is used to designate aircraft specifically modified for cargo use. Basic type aircraft utilized for cargo purposes without modification will not be redesignated with the prefix "C".

Prefix "D" is used to designate those aircraft which are modified to function as director aircraft in conjunction with remotely controlled aircraft or guided missiles (See AFR 58-5).

Prefix "F" is used to designate basic aircraft modified for fighter operations. The addition of rocket launchers on liaison or rotary wing aircraft does not constitute sufficient cause for redesignation as "F" type aircraft.

Prefix "M" is used to designate aircraft modified for use as missiles. (See AFR 58-5).

Prefix "N" is used to designate basic aircraft modified through the inclusion of special electronic equipment for use as targets or drones.

Prefix "R" is used to designate those basic aircraft which have been so modified as to make them suitable for reconnaissance missions, i.e., weather reconnaissance, photo reconnaissance, etc.

Prefix "S" is used to designate basic aircraft modified through the inclusion of special search electronic equipment, airborne life boats, life rafts, or extensive life saving equipment, etc. This symbol is not used to redesignate those aircraft utilized for air evacuation of litter patients.

Prefix "T" is used to designate those aircraft which have had equipment removed to make them more suitable for training purposes. This symbol also is used to designate those aircraft modified through the inclusion of special training equipment, i.e., navigator trainers, engineer trainers, etc. Aircraft used for training purposes for which authorization to remove equipment has not been granted will not carry the prefix "T". "T" prefixed aircraft is not considered suitable for return to combat status; therefore, the "T" prefix normally will not be authorized to combat potential aircraft.

Prefix "V" is used to designate those aircraft which are modified as staff administrative transports. This includes modified cargo types wherein the modification is not indicated by a series letter. Staff administrative transports include all aircraft with passenger seat, chair, or lounge installations and other accessories other than crew type seats.

CLASSIFICATION SYMBOLS - Aircraft may have any one of the following classification symbols where applicable:

Classification "E" The classification symbol "E" (Exempt) is used to designate those aircraft on special tests or experimental projects by authorized activities and for aircraft on bailment contract work.

Classification "X" The classification "X" symbol is used to designate experimental aircraft and indicates that the item being developed has not progressed to the stage where engineering tests indicate that the item is sufficiently satisfactory to warrant service tests. This classification also is used to designate production aircraft that have been so modified for experi-

### CLASSIFICATION OF AIRCRAFT (Continued)

#### Classification "A" (Continued)

mental or other reasons as to make them permanently unsuitable for an operational or training requirement i.e., the experimental installation of R-4360 engines in B-29 aircraft, the experimental installation of tandem landing gear on B-26 aircraft, etc.

Classification "Y" The classification symbol "Y" is used to designate those aircraft which have the required military characteristics and are of a quantity produced to develop the potentialities of the model. This classification indicates the item has been developed beyond the experimental stage, but is not ready for classification as an adopted item.

Classification "Z" The classification symbol "Z" is used to designate aircraft which are considered by the Chief of Staff, USAF, to be obsolete and for which no further procurement will be made. Obsolete aircraft are those aircraft that are declared unsuitable for their original military purposes or for training purposes.

LINE CLASSIFICATION - The classification of aircraft into first and second line categories is generally determined by the age of the aircraft, purpose for which it was designed and/or modified, and its state of obsolescence indicating no further spare part procurement.

"First-line" Aircraft bearing a basic type designator only are considered as first-line of the type indicated by the basic type designator. Aircraft with a basic type designator preceded by the auxiliary prefix symbols "R" and "S" are considered as first-line of the type indicated by the prefix.

Prefix "T" aircraft procured as trainers are considered as first-line of the trainer type.

Prefix "Y" aircraft being utilized to meet a first-line test requirement (i.e., YF-84, YC-97 and YH-13) are considered as first-line of the type indicated by the basic type designator.

"Second-line" Except for the instances described above, aircraft with a basic type preceded by any other basic type designator authorized to be used as an auxiliary prefix are considered second-line of the type indicated by the prefix. Aircraft with a basic type designator preceded by any other prefix symbol (i.e., "D" and "M"), or classification symbol (i.e., "E", "X", "Y", "Z" and "H") are considered second-line of the type indicated by the basic type designator. Any aircraft bearing the prefix symbol "V" is considered as second-line of the transport type.

#### COGNIZANCE

Designations used to identify the aircraft of the USAF and the US Navy, respectively.

#### COMBAT AIRPLANE

Any type of bomber, fighter, reconnaissance or search and rescue airplane.

#### CONTINENTAL US - or - ZONE OF THE INTERIOR

All operations and items of major USAF commands within the 48 States and the District of Columbia. Normally, data for Military Air Transport Service, Air Force Reserve, Air National Guard and Civil Air Patrol are excluded, unless specifically indicated.

#### CONVERSIONS AND/OR REDESIGNATIONS

Aircraft converted from one type, model, and series to another, by having changes made (usually structural and mechanical or by installation of additional equipment or different type engines) which result in different characteristics. For example: B-29 to HB-29, etc. Also included are aircraft which are reclassified from first line to second line for non-tactical use.

## GLOSSARY

### DELIVERY, AIRCRAFT

The final transaction between manufacturer and recipient whereupon the airplane becomes a part of the official inventory.

### FATAL AIRCRAFT ACCIDENT

An aircraft accident involving fatal injury to personnel.

### FATALITIES (Aircraft accidents)

Fatalities which are the result of an aircraft accident.

### FIRST-LINE AIRCRAFT

Aircraft with characteristics and performance which make them suitable to perform the primary missions for which they were produced. It is anticipated that these aircraft normally will not remain in first-line status beyond the period of their first-line life as shown in table IX of AFL 150-10.

### FLYABLE INACTIVE AIRCRAFT

Aircraft which are not currently applicable to, required or used for, the accomplishment of any Air Force mission involving flight but which are maintained in readiness for flight in accordance with existing technical orders and which may be flown a maximum of five hours a month.

### FLYING ACTIVE AIRCRAFT INVENTORY

Includes only those aircraft which are currently required to fly an appreciable amount. This inventory is the active inventory less those aircraft undergoing depot maintenance or modification, on projects, excess to command requirements, and aircraft grounded awaiting transfer.

### FLYING TIME

The aircraft hours flown based on AF Form 1, as reported on AF Form 11DA.

### GAINS FROM PRODUCTION

Factory deliveries allocated to the United States Air Force during the reporting period.

### INACTIVE AIRCRAFT INVENTORY

Includes aircraft which are in storage, excess to USAF requirements; and recommended for reclamation. In addition, inactive data for July-December 1948 include aircraft on bailment contract, and those on loan, "X" prefixed aircraft, and all aircraft in the Air Reserve and OAF.

### IN COMMISSION

This means that an aircraft, without additional repair or maintenance, can fly and accomplish the primary mission required by the reporting organization.

### MILITARY AIRCRAFT PRODUCTION

All aircraft produced for the USAF, Army, Navy and the National Guard.

### MILITARY AIR TRANSPORT SERVICE

As reported herein Military Air Transport Service world-wide operations are for the USAF only and are shown as a separate command where applicable.

### MINIMUM INDIVIDUAL TRAINING AIRCRAFT

Aircraft primarily maintained and utilized in minimum individual training (Flying proficiency).

### MODIFICATION, AIRCRAFT

Aircraft which are at a depot or with a contractor for the sole purpose of modification. Aircraft

### MODIFICATION, AIRCRAFT (Continued)

which are concurrently undergoing normal depot maintenance are not included in this category.

### ON HAND

This term denotes inventory on a possession basis

### OPERATIONAL AIRCRAFT

Aircraft primarily maintained and utilized for defense, tactical, transport and search missions, and for unit or crew training (including tow target missions and troop carrier unit or crew training).

### OVENSEAS

All operations and items of Major USAF Commands outside the Continental US. Normally, data for Military Air Transport Service, Air National Guard and Air Force Reserve are excluded unless specifically indicated.

### PIPELINE AIRCRAFT

Includes those aircraft in the following categories: In depot maintenance, in modification, on bailment for modification, on project, excess to command but not yet excess to USAF requirements, those grounded for transfer, those enroute and transient aircraft.

### RESERVE FORCES

This term as used herein refers collectively to the Air Force Reserve and the Air National Guard unless otherwise specifically stated.

### SECOND-LINE AIRCRAFT

Aircraft whose deficiencies in characteristics, and performance entail a recognized handicap for military use, but which may be used for the purposes for which they were produced, or for other purposes. Normally, these aircraft will have exceeded their first-line life.

### SERVICE TEST AND EXPERIMENTAL AIRCRAFT

Includes those aircraft, other than "X" prefixed aircraft, which have been procured or modified for service test purposes ("Y" models) and also those standard production type aircraft which are reported as being used for experimental purposes.

### STORAGE AIRCRAFT

Aircraft which are not currently applicable to, required or used for, the accomplishment of any Air Force mission involving flight and which are not maintained in readiness for flight. Includes those aircraft reported in either temporary or cocooned storage.

### TACTICAL UNITS

Includes any bomber, fighter, reconnaissance, carrier, rescue, liaison, geodetic control or tow target unit.

### TRANSIENT AIRCRAFT

Aircraft undergoing maintenance in a unit of a Major Air Command other than its own.

### USAF

This term denotes operations and items of the Regular Air Force Establishment. Normally data for the Air Force Reserve, Air National Guard, Civil Air Patrol, or any other agency associated with the United States Air Force are excluded unless specifically indicated.

PART I  
TACTICAL UNITS.....





## TACTICAL UNITS

Statistics on the number of tactical groups and separate squadrons presented in the following tables include only those units which were actually activated and/or organized prior to or on the dates shown: i.e., units which had been actually activated and/or organized and for which inactivation or disbandment orders had not been actually accomplished by the dates shown. Activated Units presented in these tables include Record Units.

Record Units presented in the following tables are tactical units as defined above, reporting assigned military strength of approximately one (1) officer and one (1) airmen (and without equipment) whose functions are to maintain records and reports required pending disposition of units, i.e., manning with military personnel when sufficient personnel are available, or to redesignate, reorganize, reassign or inactivate.

Tactical Units are listed by the number of group headquarters and squadrons of Bomber, Fighter, Reconnaissance, and Troop Carrier type and by number of separate squadrons of Photographic Reconnaissance (Special), Liaison, Rescue, Geodetic and Tow Target types. The figures immediately preceding the parentheses indicate the number of group headquarters; figures within the parentheses represent the number of squadrons of the type corresponding to the group; and the figures below the group show the number of separate squadrons.




TABLE 1.-- TACTICAL GROUPS AND SEPARATE SQUADRONS BY TYPE, CONTINENTAL US AND OVERSEAS, BY MONTH:  
JAN THROUGH DEC, 1948

(Figures are as of the end of the month and include Military Air Transport Service)

	January		February		March		April	
	Activated Units	Record Units	Activated Units	Record Units	Activated Units	Record Units	Activated Units	Record Units
<b>Total US Air Force</b>								
<u>Group - Total a/b/</u>	<u>70 (210)</u>	<u>15 (41)</u>	<u>70 (210)</u>	<u>15 (41)</u>	<u>70 (210)</u>	<u>15 (41)</u>	<u>70 (210)</u>	<u>15 (41)</u>
Very Heavy Bombardment . . . . .	21 (63)	8 (24)	21 (63)	8 (24)	21 (63)	8 (24)	21 (63)	8 (24)
Heavy Bombardment . . . . .	-	-	-	-	-	-	-	-
Medium Bombardment . . . . .	-	-	-	-	-	-	-	-
Light Bombardment . . . . .	5 (15)	2 (6)	5 (15)	2 (6)	5 (15)	2 (6)	5 (15)	2 (6)
Fighter . . . . .	25 (75)	1 (3)	25 (75)	1 (3)	25 (75)	1 (3)	25 (75)	1 (3)
Reconnaissance . . . . .	9 (27)	2 (4)	9 (27)	2 (4)	9 (27)	2 (4)	9 (27)	2 (4)
Troop Carrier . . . . .	10 (30)	2 (4)	10 (30)	2 (4)	10 (30)	2 (4)	10 (30)	2 (4)
<u>Separate Squadron - Total a/b/</u>	<u>18</u>	<u>2</u>	<u>18</u>	<u>2</u>	<u>18</u>	<u>2</u>	<u>18</u>	<u>2</u>
Photo Reconnaissance (Special)	1	-	1	-	1	-	1	-
Liaison . . . . .	9	2	9	2	9	2	9	2
Rescue . . . . .	6	-	6	-	6	-	6	-
Geodetic . . . . .	1	-	1	-	1	-	1	-
Tow Target . . . . .	1	-	1	-	1	-	1	-
<b>Continental US</b>								
<u>Group - Total a/</u>	<u>43 (115)</u>	<u>12 (32)</u>	<u>43 (116)</u>	<u>12 (32)</u>	<u>44 (120)</u>	<u>12 (32)</u>	<u>43 (116)</u>	<u>12 (32)</u>
Very Heavy Bombardment . . . . .	15 (45)	5 (15)	15 (45)	5 (15)	16 (48)	5 (15)	16 (48)	5 (15)
Heavy Bombardment . . . . .	-	-	-	-	-	-	-	-
Medium Bombardment . . . . .	-	-	-	-	-	-	-	-
Light Bombardment . . . . .	3 (9)	2 (6)	3 (9)	2 (6)	3 (9)	2 (6)	3 (9)	2 (6)
Fighter . . . . .	13 (36)	1 (3)	13 (37)	1 (3)	13 (37)	1 (3)	12 (34)	1 (3)
Reconnaissance . . . . .	7 (13)	2 (4)	7 (13)	2 (4)	7 (13)	2 (4)	7 (13)	2 (4)
Troop Carrier . . . . .	5 (12)	2 (4)	5 (12)	2 (4)	5 (13)	2 (4)	5 (12)	2 (4)
<u>Separate Squadron - Total a/</u>	<u>2</u>	<u>1</u>	<u>2</u>	<u>1</u>	<u>2</u>	<u>1</u>	<u>2</u>	<u>1</u>
Photo Reconnaissance (Special)	1	-	1	-	1	-	1	-
Liaison . . . . .	5	1	5	1	5	1	5	1
Rescue . . . . .	1	-	1	-	1	-	1	-
Geodetic . . . . .	1	-	1	-	1	-	1	-
Tow Target . . . . .	1	-	1	-	1	-	1	-
<b>Overseas</b>								
<u>Group - Total b/</u>	<u>27 (95)</u>	<u>3 (9)</u>	<u>27 (94)</u>	<u>3 (9)</u>	<u>26 (90)</u>	<u>3 (9)</u>	<u>27 (94)</u>	<u>3 (9)</u>
Very Heavy Bombardment . . . . .	6 (18)	3 (9)	6 (18)	3 (9)	5 (15)	3 (9)	5 (15)	3 (9)
Heavy Bombardment . . . . .	-	-	-	-	-	-	-	-
Medium Bombardment . . . . .	-	-	-	-	-	-	-	-
Light Bombardment . . . . .	2 (6)	-	2 (6)	-	2 (6)	-	2 (6)	-
Fighter . . . . .	12 (39)	-	12 (38)	-	12 (38)	-	13 (41)	-
Reconnaissance . . . . .	2 (14)	-	2 (14)	-	2 (14)	-	2 (14)	-
Troop Carrier . . . . .	5 (18)	-	5 (18)	-	5 (17)	-	5 (18)	-
<u>Separate Squadron - Total b/</u>	<u>2</u>	<u>1</u>	<u>2</u>	<u>1</u>	<u>2</u>	<u>1</u>	<u>2</u>	<u>1</u>
Liaison . . . . .	4	1	4	1	4	1	4	1
Rescue . . . . .	5	-	5	-	5	-	5	-

a/ Continental US includes units en-route to overseas.

b/ Units en-route to US from overseas are included in the overseas area from which they were en-route.

TABLE I.-- TACTICAL GROUPS AND SEPARATE SQUADRONS BY TYPE, CONTINENTAL US AND OVERSEAS, BY MONTH:  
JAN THROUGH DEC, 1948. Continued

(Figures are as of the end of the month and include Military Air Transport Service)

Type of Unit	May		June		July		August	
	Activated Units	Record Units	Activated Units	Record Units	Activated Units	Record Units	Activated Units	Record Units
<b>Total US Air Force</b>								
<u>Group - Total a/ b/</u>	<u>70 (210)</u>	<u>15 (41)</u>	<u>70 (210)</u>	<u>15 (41)</u>	<u>70 (212)</u>	<u>17 (40)</u>	<u>70 (212)</u>	<u>15 (39)</u>
Very Heavy Bombardment . . . . .	13 (39)	8 (24)	13 (39)	8 (24)	9 (27)	8 (24)	7 (21)	7 (21)
Heavy Bombardment . . . . .	-	-	-	-	1 (3)	-	1 (3)	-
Medium Bombardment . . . . .	8 (24)	-	8 (24)	-	11 (35)	-	13 (41)	(2)
Light Bombardment . . . . .	5 (15)	2 (6)	5 (15)	2 (6)	5 (15)	2 (6)	5 (15)	2 (6)
Fighter . . . . .	25 (75)	1 (3)	25 (75)	1 (3)	25 (75)	1 (3)	25 (75)	1 (3)
Reconnaissance . . . . .	9 (27)	2 (4)	9 (27)	2 (4)	9 (27)	3 (3)	9 (27)	2 (3)
Troop Carrier . . . . .	10 (30)	2 (4)	10 (30)	2 (4)	10 (30)	3 (4)	10 (30)	3 (4)
<u>Separate Squadron - Total a/ b/</u>	<u>18</u>	<u>2</u>	<u>18</u>	<u>2</u>	<u>18</u>	<u>2</u>	<u>17</u>	<u>1</u>
Photo Reconnaissance(Special)	1	-	1	-	1	-	1	-
Liaison . . . . .	9	2	9	2	9	2	8	1
Rescue . . . . .	6	-	6	-	6	-	6	-
Geodetic . . . . .	1	-	1	-	1	-	1	-
Tow Target . . . . .	1	-	1	-	1	-	1	-
<b>Continental US</b>								
<u>Group-Total a/</u>	<u>44 (119)</u>	<u>12 (32)</u>	<u>43 (117)</u>	<u>12 (32)</u>	<u>41 (111)</u>	<u>13 (31)</u>	<u>41 (111)</u>	<u>11 (30)</u>
Very Heavy Bombardment . . . . .	9 (27)	5 (15)	9 (27)	5 (15)	5 (15)	5 (15)	4 (12)	4 (12)
Heavy Bombardment . . . . .	-	-	-	-	1 (3)	-	1 (3)	-
Medium Bombardment . . . . .	8 (24)	-	7 (21)	-	7 (23)	-	8 (26)	(2)
Light Bombardment . . . . .	3 (9)	2 (6)	3 (9)	2 (6)	3 (9)	2 (6)	3 (9)	2 (6)
Fighter . . . . .	12 (34)	1 (3)	12 (34)	1 (3)	13 (37)	1 (3)	13 (37)	1 (3)
Reconnaissance . . . . .	7 (13)	2 (4)	7 (13)	2 (4)	7 (13)	3 (3)	7 (13)	2 (3)
Troop Carrier . . . . .	5 (12)	2 (4)	5 (13)	2 (4)	5 (11)	2 (4)	5 (11)	2 (4)
<u>Separate Squadron - Total a/</u>	<u>2</u>	<u>1</u>	<u>2</u>	<u>1</u>	<u>2</u>	<u>1</u>	<u>8</u>	<u>-</u>
Photo Reconnaissance(Special)	1	-	1	-	1	-	1	-
Liaison . . . . .	5	1	5	1	5	1	4	-
Rescue . . . . .	1	-	1	-	1	-	1	-
Geodetic . . . . .	1	-	1	-	1	-	1	-
Tow Target . . . . .	1	-	1	-	1	-	1	-
<b>Overseas</b>								
<u>Group - Total b/</u>	<u>26 (91)</u>	<u>2 (9)</u>	<u>27 (93)</u>	<u>2 (9)</u>	<u>22 (101)</u>	<u>4 (9)</u>	<u>29 (101)</u>	<u>4 (9)</u>
Very Heavy Bombardment . . . . .	4 (12)	3 (9)	4 (12)	3 (9)	4 (12)	3 (9)	3 (9)	3 (9)
Heavy Bombardment . . . . .	-	-	-	-	-	-	-	-
Medium Bombardment . . . . .	-	-	1 (3)	-	4 (12)	-	5 (15)	-
Light Bombardment . . . . .	2 (6)	-	2 (6)	-	2 (6)	-	2 (6)	-
Fighter . . . . .	13 (41)	-	13 (41)	-	12 (38)	-	12 (38)	-
Reconnaissance . . . . .	2 (14)	-	2 (14)	-	2 (14)	-	2 (14)	-
Troop Carrier . . . . .	5 (18)	-	5 (17)	-	5 (19)	1 (-)	5 (19)	1 (-)
<u>Separate Squadron - Total b/</u>	<u>2</u>	<u>1</u>	<u>2</u>	<u>1</u>	<u>2</u>	<u>1</u>	<u>2</u>	<u>1</u>
Liaison . . . . .	4	1	4	1	4	1	4	1
Rescue . . . . .	5	-	5	-	5	-	5	-



TABLE I -- TACTICAL GROUPS AND SEPARATE SQUADRONS BY TYPE, CONTINENTAL US AND OVERSEAS, BY MONTH:  
JAN THROUGH DEC, 1948, Continued

(Figures are as of the end of the month and include Military Air Transport Service)

Type of Unit	September		October		November		December	
	Activated Units	Record Units	Activated Units	Record Units	Activated Units	Record Units	Activated Units	Record Units
<b>Total US Air Force</b>								
<b>Group - Total a/ b/</b>	<b>61 (188)</b>	<b>5 (15)</b>	<b>58 (180)</b>	-	<b>59 (182)</b>	<b>2 (3)</b>	<b>60 (186)</b>	<b>1</b>
Very Heavy Bombardment . . . . .	3 (9)	3 (9)	-	-	-	-	-	-
Heavy Bombardment . . . . .	1 (3)	-	1 (3)	-	1 (3)	-	2 (6)	-
Medium Bombardment . . . . .	13 (41)	(1)	13 (41)	-	13 (41)	-	13 (41)	-
Light Bombardment . . . . .	3 (9)	-	3 (9)	-	3 (9)	-	3 (9)	-
Fighter . . . . .	25 (75)	1 (3)	25 (75)	-	25 (75)	1 (3)	25 (75)	-
Reconnaissance . . . . .	8 (25)	1 (1)	8 (26)	-	8 (25)	-	8 (25)	-
Troop Carrier . . . . .	8 (26)	(1)	8 (26)	-	9 (30)	1 (-)	9 (30)	1
<b>Separate Squadron - Total a/ b/</b>	<b>17</b>	<b>1</b>	<b>17</b>	-	<b>17</b>	<b>1</b>	<b>17</b>	<b>1</b>
Photo Reconnaissance (Special Liaison) . . . . .	1	-	1	-	1	-	1	-
Rescue . . . . .	8	1	8	-	8	1	8	1
Geodetic . . . . .	6	-	6	-	6	-	6	-
Tow Target . . . . .	1	-	1	-	1	-	1	-
1	-	1	-	1	-	1	-	-
<b>Continental US</b>								
<b>Group - Total a/</b>	<b>32 (89)</b>	<b>2 (6)</b>	<b>33 (91)</b>	<b>1 (2)</b>	<b>32 (87)</b>	<b>2 (3)</b>	<b>34 (93)</b>	<b>1</b>
Very Heavy Bombardment . . . . .	-	-	-	-	-	-	-	-
Heavy Bombardment . . . . .	1 (3)	-	1 (3)	-	1 (3)	-	2 (6)	-
Medium Bombardment . . . . .	8 (26)	(1)	8 (26)	-	8 (26)	-	9 (29)	-
Light Bombardment . . . . .	1 (3)	-	1 (3)	-	1 (3)	-	1 (3)	-
Fighter . . . . .	13 (37)	1 (3)	13 (37)	1 (3)	13 (37)	1 (3)	13 (37)	-
Reconnaissance . . . . .	6 (11)	1 (1)	6 (12)	1	6 (11)	-	6 (11)	-
Troop Carrier . . . . .	3 (9)	(1)	4 (10)	1	3 (7)	1 (-)	3 (7)	1
<b>Separate Squadron - Total a/</b>	<b>8</b>	-	<b>8</b>	-	<b>8</b>	-	<b>8</b>	-
Photo Reconnaissance (Special Liaison) . . . . .	1	-	1	-	1	-	1	-
Rescue . . . . .	4	-	4	-	4	-	4	-
Geodetic . . . . .	1	-	1	-	1	-	1	-
Tow Target . . . . .	1	-	1	-	1	-	1	-
<b>Overseas</b>								
<b>Group - Total b/</b>	<b>29 (99)</b>	<b>2 (9)</b>	<b>25 (89)</b>	-	<b>27 (96)</b>	-	<b>26 (93)</b>	-
Very Heavy Bombardment . . . . .	3 (9)	3 (9)	-	-	-	-	-	-
Heavy Bombardment . . . . .	-	-	-	-	-	-	-	-
Medium Bombardment . . . . .	5 (15)	-	5 (15)	-	5 (15)	-	4 (12)	-
Light Bombardment . . . . .	2 (6)	-	2 (6)	-	2 (6)	-	2 (6)	-
Fighter . . . . .	12 (38)	-	12 (38)	-	12 (38)	-	12 (38)	-
Reconnaissance . . . . .	2 (14)	-	2 (14)	-	2 (14)	-	2 (14)	-
Troop Carrier . . . . .	5 (17)	-	4 (16)	-	6 (23)	-	6 (23)	-
<b>Separate Squadron - Total b/</b>	<b>9</b>	<b>1</b>	<b>9</b>	<b>1</b>	<b>9</b>	<b>1</b>	<b>9</b>	<b>1</b>
Liaison . . . . .	4	1	4	1	4	1	4	1
Rescue . . . . .	5	-	5	-	5	-	5	-

TABLE 2.-- TACTICAL GROUPS AND SEPARATE SQUADRONS, BY TYPE, US AIR FORCES IN EUROPE, BY MONTH:  
JAN THROUGH DEC, 1948

(Figures are as of the end of the month)

Type of Unit	January		February		March	
	Activated Units	Record Units	Activated Units	Record Units	Activated Units	Record Units
<u>Group - Total</u>	2 (10)	-	2 (10)	-	2 (10)	-
Medium Bombardment . . . . .	-	-	-	-	-	-
Fighter . . . . .	1 (3)	-	1 (3)	-	1 (3)	-
Reconnaissance . . . . .	(1)	-	(1)	-	(1)	-
Troop Carrier . . . . .	2 (6)	-	2 (6)	-	2 (6)	-
<u>Separate Squadron - Total</u>	1	1	1	1	1	1
Liaison . . . . .	1	1	1	1	1	1
	April		May		June	
	Activated Units	Record Units	Activated Units	Record Units	Activated Units	Record Units
<u>Group - Total</u>	2 (10)	-	2 (10)	-	2 (10)	-
Medium Bombardment . . . . .	-	-	-	-	-	-
Fighter . . . . .	1 (3)	-	1 (3)	-	1 (3)	-
Reconnaissance . . . . .	(1)	-	(1)	-	(1)	-
Troop Carrier . . . . .	2 (6)	-	2 (6)	-	2 (6)	-
<u>Separate Squadron - Total</u>	1	1	1	1	1	1
Liaison . . . . .	1	1	1	1	1	1
	July		August		September	
	Activated Units	Record Units	Activated Units	Record Units	Activated Units	Record Units
<u>Group - Total</u>	6 (23)	-	7 (25)	-	7 (23)	-
Medium Bombardment . . . . .	3 (9)	-	3 (9)	-	3 (9)	-
Fighter . . . . .	1 (3)	-	2 (6)	-	2 (6)	-
Reconnaissance . . . . .	(1)	-	(1)	-	(1)	-
Troop Carrier . . . . .	2 (10)	-	2 (9)	-	2 (7)	-
<u>Separate Squadron - Total</u>	1	1	1	1	1	1
Liaison . . . . .	1	1	1	1	1	1
	October		November		December	
	Activated Units	Record Units	Activated Units	Record Units	Activated Units	Record Units
<u>Group - Total</u>	8 (26)	-	10 (33)	-	10 (33)	-
Medium Bombardment . . . . .	3 (9)	-	3 (9)	-	3 (9)	-
Fighter . . . . .	2 (6)	-	2 (6)	-	2 (6)	-
Reconnaissance . . . . .	(1)	-	(1)	-	(1)	-
Troop Carrier . . . . .	3 (10)	-	5 (17)	-	5 (17)	-
<u>Separate Squadron - Total</u>	1	1	1	1	1	1
Liaison . . . . .	1	1	1	1	1	1

TABLE 3.-- TACTICAL GROUPS AND SEPARATE SQUADRONS, BY TYPE, CARIBBEAN AIR COMMAND, BY MONTH:  
JAN THROUGH DEC, 1948

(Figures are as of the end of the month and include Military Air Transport Service)

Type of Unit	January		February		March	
	Activated Units	Record Units	Activated Units	Record Units	Activated Units	Record Units
<u>Group - Total</u>	2 (9)	-	2 (9)	-	2 (9)	-
Fighter . . . . .	1 (4)	-	1 (4)	-	1 (4)	-
Reconnaissance . . . . .	(3)	-	(3)	-	(3)	-
Troop Carrier . . . . .	1 (2)	-	1 (2)	-	1 (2)	-
<u>Separate Squadron - Total</u>	2	-	2	-	2	-
Liaison . . . . .	1	-	1	-	1	-
Rescue . . . . .	1	-	1	-	1	-
	April		May		June	
	Activated Units	Record Units	Activated Units	Record Units	Activated Units	Record Units
<u>Group - Total</u>	2 (9)	-	2 (9)	-	2 (9)	-
Fighter . . . . .	1 (4)	-	1 (4)	-	1 (4)	-
Reconnaissance . . . . .	(3)	-	(3)	-	(3)	-
Troop Carrier . . . . .	1 (2)	-	1 (2)	-	1 (2)	-
<u>Separate Squadron - Total</u>	2	-	2	-	2	-
Liaison . . . . .	1	-	1	-	1	-
Rescue . . . . .	1	-	1	-	1	-
	July		August		September	
	Activated Units	Record Units	Activated Units	Record Units	Activated Units	Record Units
<u>Group - Total</u>	2 (9)	1	1 (6)	1	1 (6)	-
Fighter . . . . .	1 (4)	-	(1)	-	(1)	-
Reconnaissance . . . . .	(3)	-	(3)	-	(3)	-
Troop Carrier . . . . .	1 (1)	1	1 (2)	1	1 (2)	-
<u>Separate Squadron - Total</u>	2	-	2	-	2	-
Liaison . . . . .	1	-	1	-	1	-
Rescue . . . . .	1	-	1	-	1	-
	October		November		December	
	Activated Units	Record Units	Activated Units	Record Units	Activated Units	Record Units
<u>Group - Total</u>	(5)	-	(5)	-	(5)	-
Fighter . . . . .	(1)	-	(1)	-	(1)	-
Reconnaissance . . . . .	(3)	-	(3)	-	(3)	-
Troop Carrier . . . . .	(1)	-	(1)	-	(1)	-
<u>Separate Squadron - Total</u>	2	-	2	-	2	-
Liaison . . . . .	1	-	1	-	1	-
Rescue . . . . .	1	-	1	-	1	-

TABLE 4 .-- TACTICAL GROUPS AND SEPARATE SQUADRONS, BY TYPE, ALASKAN AIR COMMAND,  
BY MONTH JAN THROUGH DEC, 1948

(Figures are as of the end of the month and include Military Air Transport Service)

Type of Units	January		February		March		April		May		June	
	Acti- vated Units	Record Units	Acti- vated Units	Record Units	Acti- vated Units	Record Units	Acti- vated Units	Record Units	Acti- vated Units	Record Units	Acti- vated Units	Record Units
<u>Group - Total</u>	2 (12)	-	2 (11)	-	1 (7)	-	2 (11)	-	2 (11)	-	2 (10)	-
Very Heavy Bombardment . . . . .	1 (3)	-	1 (3)	-	-	-	-	-	-	-	-	-
Fighter . . . . .	1 (5)	-	1 (4)	-	1 (4)	-	2 (7)	-	2 (7)	-	2 (7)	-
Reconnaissance . . . . .	(2)	-	(2)	-	(2)	-	(2)	-	(2)	-	(2)	-
Troop Carrier . . . . .	(2)	-	(2)	-	(1)	-	(2)	-	(2)	-	(1)	-
<u>Separate Squadron - Total</u>	1	-	1	-	1	-	1	-	1	-	1	-
Rescue . . . . .	1	-	1	-	1	-	1	-	1	-	1	-
	July		August		September		October		November		December	
	Acti- vated Units	Record Units	Acti- vated Units	Record Units	Acti- vated Units	Record Units	Acti- vated Units	Record Units	Acti- vated Units	Record Units	Acti- vated Units	Record Units
<u>Group - Total</u>	1 (7)	-	1 (7)	-	1 (7)	-	1 (7)	-	1 (7)	-	1 (7)	-
Fighter . . . . .	1 (4)	-	1 (4)	-	1 (4)	-	1 (4)	-	1 (4)	-	1 (4)	-
Reconnaissance . . . . .	(2)	-	(2)	-	(2)	-	(2)	-	(2)	-	(2)	-
Troop Carrier . . . . .	(1)	-	(1)	-	(1)	-	(1)	-	(1)	-	(1)	-
<u>Separate Squadron - Total</u>	1	-	1	-	1	-	1	-	1	-	1	-
Rescue . . . . .	1	-	1	-	1	-	1	-	1	-	1	-

TABLE 5.-- TACTICAL GROUPS AND SEPARATE SQUADRONS, BY TYPE, FAR EAST AIR FORCES, BY MONTH, JAN THROUGH DEC, 1948

(Figures are as of the end of the month and include Military Air Transport Service)

Type of Unit	January		February		March	
	Activated Units	Record Units	Activated Units	Record Units	Activated Units	Record Units
<u>Group - Total</u>	19 (60)	3 (9)	19 (60)	3 (9)	19 (60)	3 (9)
Very Heavy Bombardment	5 (15)	3 (9)	5 (15)	3 (9)	5 (15)	3 (9)
Medium Bombardment	-	-	-	-	-	-
Light Bombardment	2 (6)	-	2 (6)	-	2 (6)	-
Fighter	8 (24)	-	8 (24)	-	8 (24)	-
Reconnaissance	2 (8)	-	2 (8)	-	2 (8)	-
Troop Carrier	2 (7)	-	2 (7)	-	2 (7)	-
<u>Separate Squadron - Total</u>	5	-	5	-	5	-
Liaison	2	-	2	-	2	-
Rescue	3	-	3	-	3	-
	April		May		June	
	Activated Units	Record Units	Activated Units	Record Units	Activated Units	Record Units
<u>Group - Total</u>	19 (60)	3 (9)	18 (57)	3 (9)	19 (60)	3 (9)
Very Heavy Bombardment	5 (15)	3 (9)	4 (12)	3 (9)	4 (12)	3 (9)
Medium Bombardment	-	-	-	-	1 (3)	-
Light Bombardment	2 (6)	-	2 (6)	-	2 (6)	-
Fighter	8 (24)	-	8 (24)	-	8 (24)	-
Reconnaissance	2 (8)	-	2 (8)	-	2 (8)	-
Troop Carrier	2 (7)	-	2 (7)	-	2 (7)	-
<u>Separate Squadron - Total</u>	5	-	5	-	5	-
Liaison	2	-	2	-	2	-
Rescue	3	-	3	-	3	-
	July		August		September	
	Activated Units	Record Units	Activated Units	Record Units	Activated Units	Record Units
<u>Group - Total</u>	19 (60)	3 (9)	19 (60)	3 (9)	19 (60)	3 (9)
Very Heavy Bombardment	4 (12)	3 (9)	3 (9)	3 (9)	3 (9)	3 (9)
Medium Bombardment	1 (3)	-	2 (6)	-	2 (6)	-
Light Bombardment	2 (6)	-	2 (6)	-	2 (6)	-
Fighter	8 (24)	-	8 (24)	-	8 (24)	-
Reconnaissance	2 (8)	-	2 (8)	-	2 (8)	-
Troop Carrier	2 (7)	-	2 (7)	-	2 (7)	-
<u>Separate Squadron - Total</u>	5	-	5	-	5	-
Liaison	2	-	2	-	2	-
Rescue	3	-	3	-	3	-
	October		November		December	
	Activated Units	Record Units	Activated Units	Record Units	Activated Units	Record Units
<u>Group - Total</u>	15 (48)	-	15 (48)	-	14 (45)	-
Very Heavy Bombardment	-	-	-	-	-	-
Medium Bombardment	2 (6)	-	2 (6)	-	1 (3)	-
Light Bombardment	2 (6)	-	2 (6)	-	2 (6)	-
Fighter	8 (24)	-	8 (24)	-	8 (24)	-
Reconnaissance	2 (8)	-	2 (8)	-	2 (8)	-
Troop Carrier	1 (4)	-	1 (4)	-	1 (4)	-
<u>Separate Squadron - Total</u>	5	-	5	-	5	-
Liaison	2	-	2	-	2	-
Rescue	3	-	3	-	3	-

TABLE 6 .-- TACTICAL GROUPS AND SEPARATE SQUADRONS, BY TYPE, PACIFIC AIR COMMAND, BY MONTH:  
JAN THROUGH DEC, 1948

(Figures are as of the end of the month and include Military Air Transport Service)

Type of Unit	January		February		March		April		May		June	
	Acti- vated Units	Record Units	Acti- vated Units	Record Units	Acti- vated Units	Record Units	Acti- vated Units	Record Units	Acti- vated Units	Record Units	Acti- vated Units	Record Units
<u>Group - Total</u>	1 (4)	-	1 (4)	-	1 (4)	-	1 (4)	-	1 (4)	-	1 (4)	-
Fighter . . . . .	1 (3)	-	1 (3)	-	1 (3)	-	1 (3)	-	1 (3)	-	1 (3)	-
Troop Carrier . . . . .	(1)	-	(1)	-	(1)	-	(1)	-	(1)	-	(1)	-
	July		August		September		October		November		December	
	Acti- vated Units	Record Units	Acti- vated Units	Record Units	Acti- vated Units	Record Units	Acti- vated Units	Record Units	Acti- vated Units	Record Units	Acti- vated Units	Record Units
<u>Group - Total</u>	1 (3)	-	1 (2)	-	1 (2)	-	1 (2)	-	1 (2)	-	1 (2)	-
Fighter . . . . .	1 (3)	-	1 (3)	-	1 (3)	-	1 (3)	-	1 (3)	1	1 (3)	-



## PART II

AIRCRAFT AND MATERIEL.....





## AIRCRAFT AND MATERIEL

The tables included in this section provide summary data covering the procurement, production, inventory, status, deployment, and disposition of USAF aircraft, and similar information on other major items of materiel in the USAF. Unlike other issues, the tables presented herein are limited to data covering the Calendar Year 1948.

As a result of a major revision of Air Force Regulation 65-60; subject "Modification, Classification, Designation and Redesignation of Heavier-than-air Aircraft", published 11 June 1948, a major change was made in the type, model, series designation of all USAF aircraft. The more important provisions of the revised directive are summarized in the Glossary (Pages VIII and IX). For reporting and accounting purposes, the required changeover to the new type, model, series designations was made effective 1 July 1948. This change in the classification and designation of USAF aircraft has affected a majority of the tables included in this section. In order to reflect the basic information under the classification system in existence during each half of the year and at the same time enable the computation of desired summary totals, aircraft data reflected herein for the year 1948 have been segregated and presented in two separate tabulations, each covering a one-half year period. Data for the period, January-June, are shown in one tabulation under the old type, model, series designations, while those covering the period, July-December, are reflected in a separate tabulation under the new designations. This has been done in all cases where the required designation change has effected the information presented in the tables.

Another major change affecting tables included in this section pertains to the classification of aircraft into "Active" and "Inactive" categories for aircraft inventory accounting purposes. A change was effected in these classification concepts on 1 July 1948 in conjunction with the issuance of an executive order limiting the size of the USAF "Active" Aircraft Inventory. This involved the elimination from the USAF "Active" concept of Reserve Forces and Civilian Air Patrol aircraft, aircraft reported on loan and on bailment contract, and all "X" prefixed aircraft. These categories were added to storage aircraft, those excess to USAF requirements, and aircraft recommended for reclamation to comprise the new "inactive" inventory concept. In all tables affected thereby, this changeover is reflected in the manner and as of the time it occurred. The pertinent data have been annotated accordingly.

Those tables presenting a Command breakdown have been revised to reflect the major reorganizations which took effect during the year, such as the consolidation of the Air Defense and Tactical Air Commands into the Continental Air Command, the creation of the Military Air Transport Service (MATS), etc.

Due to the emphasis placed upon "Operation Vittles" during 1948, information pertaining to this activity has been segregated and presented separately, wherever possible.

In order to reflect aircraft inventory for overseas commands in the same manner as that for the Continental U. S. , the separate inventory tables for overseas major commands have been consolidated into one table.

Among the new tables included in this section are:

Summary of Aircraft on Hand, By Major Air Command-Including Air Force Reserve, Civil Air Patrol and Air National Guard: Monthly 1948

Summary of USAF Aircraft on Hand-Including Air Force Reserve and Civil Air Patrol, By Command and By Type and Model of Aircraft: Quarterly 1948

Cumulative Age Distribution of the USAF Airplane Inventory: As of 30 November 1948

Value of Aircraft Parts in Inventory and On-Order, By Property Classification and Airplane Manufacturer or Major Component Involved: As of Jan 1949

USAF Owned or Leased Bulk Petroleum Storage Capacity, By Area and Product: 3RD and 4TH Quarter, 1948



#### CLASS DESIGNATION OF AIRCRAFT

Effective 1 July 1948 and in line with the provision of AF Regulation 65-60, dated 11 June 1948, USAF aircraft were assigned a basic type designator in accordance with the function for which they were basically designed.

Accordingly, as prescribed in the above cited Air Force regulation, the aircraft tables included in this section reflect data under the old type, model, series designation from January through June 1948, and the revised classification for the period July through December 1948. In order to make the figures more usable for study purposes, totals for the year 1948 have been broken down into these two periods and shown separately.

TABLE 7.-- AIRPLANES AUTHORIZED FOR USAF PROCUREMENT, BY TYPE AND MODEL OF AIRPLANE:  
FISCAL YEAR 1948

(Includes experimental airplanes.)

Type and Model	1948
<u>Total</u> . . . . .	<u>965</u>
<u>Medium Bomber</u>	
B-50D . . . . .	82
<u>Light Bomber</u>	
B-45C . . . . .	43
<u>Fighter - Total</u>	<u>314</u>
P-84D . . . . .	151
P-86A . . . . .	188
P-86C a/. . . . .	2
<u>Cargo - Total</u> . . . . .	<u>120</u>
C-97A . . . . .	27
C-121A . . . . .	9
VC-121B . . . . .	1
C-121A . . . . .	1
C-82A . . . . .	20
C-119B . . . . .	36
XC-120 . . . . .	1
YC-125A . . . . .	13
YC-125B . . . . .	10
YC-122 . . . . .	2
<u>Trainer</u>	
TP-80C . . . . .	28
<u>Liaison - Total</u> . . . . .	<u>224</u>
L-16B b/. . . . .	100
L-17B b/. . . . .	124
<u>Rotary Wing - Total</u> . . . . .	<u>104</u>
R-5G . . . . .	39
R-13B b/. . . . .	65
<u>Search and Rescue</u>	
SA-16A . . . . .	20

a/ P-86C changed to F-93A, 1 July 1948.  
b/ Procured for Army Field Forces.

Source: Cost Control and Analysis Office, Comptroller's Department, Hq. Air Materiel Command.

TABLE 8 .--- AVERAGE UNIT COST OF USAF AIRPLANES AUTHORIZED FOR PROCUREMENT,  
BY PRINCIPAL MODEL-FISCAL YEAR 1948

Note:—Average cost per airplane is the weighted average on all programs approved during a designated fiscal year and represents the estimated cost of a complete airplane ready for flyaway, including factory installed ordnance and radio equipment. Costs exclude equipment installed at modification centers and airplane spare parts. Unit costs reflect renegotiation of contracts only to the extent of reductions in contract prices for future deliveries but do not reflect reductions in price effected by cash refunds.

Type and Model	Number of Aircraft	Unit Cost
<u>Medium Bomber</u>		
B-50	82	\$1,228,469
<u>Light Bomber</u>		
B-45C	43	1,296,245
<u>Fighter</u>		
P-48D	154	153,144
P-86A	188	257,801
P-86C	2	a/
<u>Cargo</u>		
C-97A	27	1,145,258
C-121A	9	1,152,330
VC-121B	1	1,152,330
C-124A	1	2,813,887
C-82A	20	287,525
C-119B	36	736,533
XC-120	1	3,929,615
YC-125A	13	299,628
YC-125B	10	306,118
YC-122	2	a/
<u>Trainer</u>		
TP-80C	28	197,971
<u>Liaison</u>		
L-169	100	2,193
L-17E	124	10,000
<u>Rotary Wing</u>		
R-5G	39	87,315
R-13B	65	27,044
<u>Search and Rescue</u>		
SA-16A	20	612,488

a/ Not Available.

Source: Cost Control and Analysis Office, Comptroller's Department, Hq. Air Materiel Command.



TABLE 10.-- AIRFRAME WEIGHT OF FACTORY ACCEPTED USAF COGNIZANCE AIRPLANES, BY TYPE AIRPLANE: MONTHLY, 1948

(Includes experimental airplanes. In thousands of pounds.)

Month	Total 1948	Heavy Bomber	Medium Bomber	Light Bomber	Fighter	Reconnaissance	Transport	Trainer	Communications	Special Research
<b>Total</b> . . . . .	<u>16,854.2</u>	<u>3,600.6</u>	<u>4,018.1</u>	<u>713.2</u>	<u>6,321.7</u>	<u>127.0</u>	<u>1,567.1</u>	<u>116.0</u>	<u>381.9</u>	<u>8.6</u>
Jan . . . . .	711.7	-	352.1	-	207.1	-	126.0	-	26.5	-
Feb . . . . .	981.9	-	402.4	-	385.3	-	174.7	-	19.5	-
Mar . . . . .	562.0	-	-	-	225.5	27.4	223.4	-	85.7	-
Apr . . . . .	566.7	-	50.3	46.6	269.8	-	159.8	-	31.6	8.6
May . . . . .	872.2	91.6	251.5	-	333.9	-	186.5	-	8.7	-
Jun . . . . .	2,061.8	543.6	363.5	90.9	900.7	-	148.7	-	14.4	-
Jul . . . . .	1,604.5	458.0	301.8	90.9	552.4	49.8	139.2	-	12.4	-
Aug . . . . .	1,761.1	366.4	352.1	121.6	747.7	-	139.2	17.7	16.4	-
Sep . . . . .	2,135.2	458.0	406.6	212.5	971.0	-	46.4	17.7	23.0	-
Oct . . . . .	1,002.0	-	301.8	30.7	621.8	-	-	23.6	24.1	-
Nov . . . . .	1,920.1	561.0	598.6	30.0	580.8	49.8	42.5	28.5	28.9	-
Dec . . . . .	2,675.0	1,122.0	637.4	90.0	525.7	-	180.7	28.5	90.7	-

TABLE 11.-- FACTORY ACCEPTANCES OF ALL US MILITARY AIRPLANES BY TYPE OF AIRPLANE: MONTHLY 1948

(Includes experimental airplanes.)

Month	Total 1948	Heavy Bomber	Medium Bomber	Light Bomber	Fighter	Reconnaissance	Transport	Trainer	Communications	Special Research
<b>Total</b> . . . . .	<u>2,533</u>	<u>39</u>	<u>79</u>	<u>442</u>	<u>1,188</u>	<u>12</u>	<u>61</u>	<u>23</u>	<u>387</u>	<u>2</u>
Jan . . . . .	142	-	7	28	70	-	6	1	30	-
Feb . . . . .	156	-	8	15	105	-	7	-	21	-
Mar . . . . .	277	-	-	12	134	2	8	-	121	-
Apr . . . . .	167	-	1	24	100	6	7	1	26	2
May . . . . .	141	1	5	29	92	-	8	1	5	-
Jun . . . . .	229	6	7	36	166	-	6	-	8	-
Jul . . . . .	201	5	6	43	132	1	6	-	8	-
Aug . . . . .	269	4	7	59	175	2	6	3	13	-
Sep . . . . .	277	5	8	65	175	-	2	3	19	-
Oct . . . . .	204	-	6	48	124	-	-	4	22	-
Nov . . . . .	215	6	12	50	111	1	1	5	29	-
Dec . . . . .	255	12	12	33	104	-	4	5	85	-



TABLE 12 .-- FACTORY ACCEPTANCES OF ALL MILITARY AIRPLANES, BY PLANT AND BY TYPE AND MODEL OF AIRPLANE: MONTHLY 1948

Note:--Includes experimental airplanes. USAF Cognizance production is shown by model; Navy Cognizance by type.

Plant, Type and Model	Total 1948	Jan	Feb	Mar	Apr	May	Jun	Jul	Aug	Sep	Oct	Nov	Dec
<b>Total</b> . . . . .	<u>2,533</u>	<u>142</u>	<u>156</u>	<u>277</u>	<u>167</u>	<u>141</u>	<u>229</u>	<u>201</u>	<u>269</u>	<u>277</u>	<u>204</u>	<u>215</u>	<u>255</u>
Aerona: Middletown, Ohio													
USAF - L-16 . . . . .	101	1	-	94	6	-	-	-	-	-	-	-	-
Bell: Buffalo, N.Y.													
USAF - X-1 . . . . .	2	-	-	-	2	-	-	-	-	-	-	-	-
H-12 . . . . .	2	-	-	-	-	-	1	1	-	-	-	-	-
H-13 . . . . .	59	-	-	-	-	-	-	1	7	13	14	11	13
Navy - Communication . . . . .	12	4	4	3	1	-	-	-	-	-	-	-	-
Boeing: Seattle, Wash.													
USAF - B-47 . . . . .	1	-	-	-	-	-	-	-	-	-	-	-	1
B-50 . . . . .	73	7	8	-	1	5	6	6	7	7	6	10	10
C-97 . . . . .	4	-	1	2	-	-	-	-	-	-	-	-	1
Boeing: Wichita, Kansas													
USAF - L-15 . . . . .	3	-	-	-	2	-	-	-	-	-	-	-	1
Chance Vought: Stratford, Conn.													
Navy - Fighter . . . . .	256	15	25	41	29	21	22	22	22	22	22	12	3
Consol-Vultee: Ft. Worth, Texas													
USAF - B-36 . . . . .	39	-	-	-	-	1	6	5	4	5	-	6	12
Consol-Vultee: San Diego, Calif.													
USAF - L-13 . . . . .	67	20	15	19	13	-	-	-	-	-	-	-	-
Curtiss-Wright: Columbus, Ohio													
USAF - F-87 . . . . .	1	-	-	-	-	-	-	-	-	-	-	-	1
Navy - Reconnaissance . . . . .	1	-	-	1	-	-	-	-	-	-	-	-	-
Douglas: EL Segundo, Calif.													
Navy - Light Bomber . . . . .	230	6	-	-	9	19	14	24	40	40	30	34	14
Fighter . . . . .	1	-	-	1	-	-	-	-	-	-	-	-	-
Douglas: Santa Monica, Calif.													
USAF - B-43 . . . . .	1	-	-	-	1	-	-	-	-	-	-	-	-
C-112 . . . . .	1	-	-	-	-	-	1	-	-	-	-	-	-
EDO: College Point, N.Y.													
Navy - Reconnaissance . . . . .	8	-	-	-	6	-	-	-	2	-	-	-	-
Trainer . . . . .	2	1	-	-	-	1	-	-	-	-	-	-	-
Fairchild: Hagerstown, Md.													
USAF - C-82 . . . . .	51	6	6	6	7	7	5	6	6	2	-	-	-
C-119 . . . . .	1	-	-	-	-	1	-	-	-	-	-	-	-
Navy - Trainer . . . . .	1	-	-	-	1	-	-	-	-	-	-	-	-
Hughes: Culver City, Calif.													
USAF - R-11 . . . . .	1	-	-	1	-	-	-	-	-	-	-	-	-
Grumman: Bethpage, N.Y.													
Navy - Fighter . . . . .	307	11	2	43	25	24	27	35	41	31	22	23	23
Kellett: Phila., Pa.													
USAF - H-10 . . . . .	1	-	-	-	-	-	1	-	-	-	-	-	-
Lockheed: Burbank, Calif.													
USAF - F-80 . . . . .	257	21	8	1	4	6	28	21	66	38	20	21	23
TF-80 . . . . .	20	-	-	-	-	-	-	-	3	3	4	5	5
C-121 . . . . .	4	-	-	-	-	-	-	-	-	-	-	1	3
Navy - Patrol Bomber . . . . .	74	7	6	6	7	3	8	7	6	7	5	6	6

TABLE 12 .-- FACTORY ACCEPTANCES OF ALL MILITARY AIRPLANES, BY PLANT AND BY TYPE AND MODEL OF AIRPLANE: MONTHLY 1948--Continued

Plant, Type and Model	Total 1948	Jan	Feb	Mar	Apr	May	Jun	Jul	Aug	Sep	Oct	Nov	Dec
Martin: Baltimore, Md													
USAF - B-48 . . . . .	2	-	-	-	-	-	-	-	-	-	-	2	-
Navy - Patrol Bomber . . . . .	30	-	-	-	1	2	7	3	4	3	3	3	4
Light Bomber . . . . .	84	15	9	6	5	5	4	6	5	8	9	6	6
McDonnell: St. Louis, Missouri													
Navy - Fighter . . . . .	33	3	7	8	4	4	-	-	1	-	-	2	4
North American: Englewood, Calif													
USAF - F-82 . . . . .	230	2	3	-	5	17	46	22	18	51	29	29	8
F-86 . . . . .	17	-	-	-	1	2	-	2	2	3	1	-	6
Navy - Fighter . . . . .	22	5	10	5	2	-	-	-	-	-	-	-	-
North American: Long Beach, Calif													
USAF - B-45 . . . . .	23	-	-	-	1	-	3	3	4	7	1	1	3
Northrop: Hawthorne, Calif													
USAF - B-35 . . . . .	2	-	-	-	-	-	-	-	-	1	-	-	1
B-49 . . . . .	1	-	-	-	-	-	1	-	-	-	-	-	-
F-56 . . . . .	1	-	-	-	-	1	-	-	-	-	-	-	-
Piasecki: Morton, Pa													
Navy - Communication . . . . .	15	1	-	-	-	-	2	-	-	-	2	4	6
Republic: Farmingdale, N Y													
USAF - F-84 . . . . .	363	13	50	35	30	17	43	30	25	30	30	24	36
R-12 . . . . .	2	-	-	-	-	-	-	1	-	-	-	1	-
Ryan: San Diego, Calif													
USAF - L-17 . . . . .	65	-	-	-	-	-	-	-	-	-	-	7	58
Sikorsky: Bridgeport, Conn													
USAF - H-5 . . . . .	30	-	-	4	3	3	2	3	3	3	3	3	3
Navy - Communication . . . . .	32	4	2	1	1	2	2	3	3	3	3	4	4



TABLE 15.-- FACTORY DELIVERIES OF ALL MILITARY JET PROPELLED AIRCRAFT ENGINES, BY PLANT, MODEL, AND UNIT POWER: 1948

Note: Unit Power is defined as pounds thrust and is shown after each model in parentheses. Excludes experimental models.

Plant, Model and Unit Power	1948
<u>Total</u> . . . . .	2,443 <sup>a/</sup>
<u>Allison: Indianapolis, Ind. - Total</u> . . . . .	1,753
J-33 (3750) . . . . .	726
J-35 (4000) . . . . .	1,027
<u>General Electric: West Lynn, Mass. - Total</u> . . . . .	263
J-35 (4000) <sup>Eastland Ohio</sup> . . . . .	18
J-47 (5000) . . . . .	240
T-31 (1800) . . . . .	5
<u>Westinghouse: Philadelphia, Pa. - Total</u> . . . . .	427
J-30 (1600) . . . . .	176
J-34 (3000) . . . . .	251

<sup>a/</sup> Acceptances for Dec 1948 for the Navy not available.

Source: Cost Control and Analysis Office, Comptroller's Department, Hq., Air Materiel Command.

TABLE 16.-- FACTORY DELIVERIES OF ALL MILITARY AIRCRAFT ENGINES, BY PLANT, BY MODEL, AND BY UNIT HORSEPOWER: 1948

Note: Unit horsepower is take-off horsepower. Excludes experimental, jet propelled, and engines manufactured for use in tanks.

Plant, Model and Horsepower	1948
<u>Total</u> . . . . .	2,480 <sup>a/</sup>
<u>Aircooled: Syracuse, N. Y. - Total</u> . . . . .	183
O-335 (175) . . . . .	39
O-425 (250) . . . . .	144
<u>Allison: Indianapolis, Ind.</u>	
V-1710 (1600) . . . . .	145
<u>Continental Motors: Muskegon, Mich.</u>	
E-185E (185) . . . . .	1
<u>Pratt &amp; Whitney: East Hartford, N.J. - Total</u> . . . . .	1,673
R-2800 (2000) . . . . .	1
R-2300 (2300) . . . . .	672
R-4360 (3000) . . . . .	16
R-4360 (3500) . . . . .	984
<u>Wrights: Patterson, N.J.</u>	
R-3350 (2300) . . . . .	478

<sup>a/</sup> Acceptances for Dec 1948 for the Navy not available.

Source: Cost Control and Analysis Office, Comptroller's Department, Hq., Air Materiel Command.

TABLE 17.-- SUMMARY OF USAF AIRCRAFT ON HAND, BY MAJOR AIR COMMAND--INCLUDING AIR FORCE RESERVE,  
CIVIL AIR PATROL AND AIR NATIONAL GUARD--MONTHLY 1948

(Figures are as of end of month)

Command	January	February	March	April	May	June
<u>Total</u>	<u>26,593</u>	<u>26,572</u>	<u>26,153</u>	<u>25,762</u>	<u>25,435</u>	<u>25,283</u>
<u>Continental US - Total</u> . . . . .	<u>18,323</u>	<u>18,309</u>	<u>17,713</u>	<u>17,363</u>	<u>17,163</u>	<u>17,141</u>
Air Defense Command <u>a/</u> . . . . .	430	456	456	456	436	434
Air Materiel Command . . . . .	12,625	12,417	12,405	12,088	11,859	11,614
Air Proving Ground Command <u>b/</u> . .	157	172	-	-	-	186
Air Training Command . . . . .	1,659	1,754	1,379	1,457	1,549	1,546
Air University . . . . .	343	344	341	306	293	277
Continental Air Command . . . . .	-	-	-	-	-	-
Headquarters Command . . . . .	179	166	170	172	162	168
Strategic Air Command . . . . .	898	955	934	842	831	898
Tactical Air Command <u>a/</u> . . . . .	1,261	1,276	1,334	1,339	1,337	1,338
Air Transport Service . . . . .	771	769	694	703	696	680
Civil Air Patrol (Liaison) . . . . .	-	-	-	-	-	-
<u>Overseas - Total</u> . . . . .	<u>4,870</u>	<u>4,826</u>	<u>4,643</u>	<u>4,518</u>	<u>4,381</u>	<u>4,256</u>
Alaskan Air Command . . . . .	231	256	254	259	277	280
Strategic Air Command (Overseas) . .	-	-	-	-	-	-
Caribbean Air Command . . . . .	398	406	401	412	391	391
Far East Air Forces . . . . .	2,057	2,168	2,161	2,155	2,205	2,096
Pacific Air Command . . . . .	222	225	219	214	201	217
US Air Forces in Europe . . . . .	1,836	1,666	1,516	1,284	1,159	1,115
Other Overseas <u>c/</u> . . . . .	126	105	92	194	148	157
<u>Reserve Forces - Total</u> . . . . .	<u>3,400</u>	<u>2,437</u>	<u>3,797</u>	<u>3,881</u>	<u>3,891</u>	<u>3,886</u>
Air Force Reserve . . . . .	1,244	1,233	1,229	1,238	1,209	1,213
Civil Air Patrol . . . . .	226	238	570	641	639	639
Air National Guard . . . . .	1,930	1,966	1,998	2,002	2,043	2,034

a/ Air Defense Command and Tactical Air Command were discontinued as of 30 November 1948.

b/ Included with AMC January through May.

c/ Includes Army Advisory Group (China) and JEUSSMC.

TABLE 17-- SUMMARY OF USAF AIRCRAFT ON HAND, BY MAJOR AIR COMMAND--INCLUDING AIR FORCE RESERVE,  
CIVIL AIR PATROL AND AIR NATIONAL GUARD--MONTHLY 1948 Continued

(Figures are as of end of month)

Command	July	August	September	October	November	December
<u>Total</u>	<u>25,154</u>	<u>25,282</u>	<u>25,245</u>	<u>25,311</u>	<u>25,253</u>	<u>25,110</u>
<u>Continental US - Total</u> . . . . .	<u>17,041</u>	<u>17,320</u>	<u>17,362</u>	<u>17,386</u>	<u>17,276</u>	<u>17,264</u>
Air Defense Command . . . . .	422	420	449	435	444	-
Air Materiel Command . . . . .	11,485	11,595	11,565	11,515	11,336	11,107
Air Proving Ground Command . . . . .	190	188	184	170	170	165
Air Training Command . . . . .	1,525	1,527	1,534	1,640	1,745	1,820
Air University . . . . .	284	286	287	286	281	287
Continental Air Command . . . . .	-	-	-	-	-	1,974
Headquarters Command . . . . .	172	179	206	207	208	205
Strategic Air Command . . . . .	971	1,076	1,099	1,080	1,038	915
Tactical Air Command . . . . .	1,317	1,376	1,348	1,339	1,347	-
Military Air Transport Service (Worldwide) . . . . .	675	673	690	676	667	751
Civil Air Patrol (Liaison) . . . . .	-	-	-	38	40	40
<u>Overseas - Total</u> . . . . .	<u>4,216</u>	<u>4,110</u>	<u>4,041</u>	<u>4,092</u>	<u>4,110</u>	<u>3,861</u>
Alaskan Air Command . . . . .	285	329	347	344	350	351
Strategic Air Command (Overseas) . . . . .	137	113	116	-	-	-
Caribbean Air Command . . . . .	288	289	285	296	295	274
Far East Air Forces . . . . .	2,012	1,951	1,876	1,877	1,844	1,766
Pacific Air Command . . . . .	202	197	193	182	178	170
US Air Forces in Europe . . . . .	1,209	1,147	1,141	1,136	1,139	1,055
Other Overseas . . . . .	83	84	83	257	304	245
<u>Reserve Forces - Total</u> . . . . .	<u>3,897</u>	<u>3,852</u>	<u>3,842</u>	<u>3,813</u>	<u>3,867</u>	<u>3,985</u>
Air Force Reserve . . . . .	1,210	1,210	1,221	1,200	1,213	1,250
Civil Air Patrol . . . . .	639	597	592	586	585	587
Air National Guard . . . . .	2,048	2,045	2,029	2,047	2,069	2,148

TABLE 18.-- SUMMARY OF USAF AIRCRAFT ON HAND--INCLUDING AIR RESERVE FORCES AND CIVIL AIR PATROL BY  
 COMMAND AND BY TYPE AND MODEL OF AIRCRAFT--AT END OF EACH QUARTER 1948

Type and Model	Total	Total Contl US (Incl ATC N/W)	ADC	AMC	AFTMC	AU	Hq Comd	SAC	TAC	ATC (N/W)
<b>Continental</b>										
<u>31 March 1948</u>	<u>26,153</u>	<u>17,713</u>	<u>456</u>	<u>12,405</u>	<u>1,379</u>	<u>341</u>	<u>170</u>	<u>924</u>	<u>1,334</u>	<u>694</u>
<u>Bomber - Total</u>	<u>6,487</u>	<u>5,703</u>	<u>81</u>	<u>4,462</u>	<u>387</u>	<u>79</u>	<u>39</u>	<u>345</u>	<u>181</u>	<u>129</u>
B-29	2,999	2,856	-	2,509	1	-	-	285	1	60
B-17	456	318	2	259	2	1	5	4	1	44
B-25	1,295	1,269	41	716	356	38	-	46	47	25
A-26	1,758	1,230	38	952	28	40	34	6	132	-
B-50	18	18	-	14	-	-	-	4	-	-
B-24	11	2	-	2	-	-	-	-	-	-
XB-26	1	1	-	1	-	-	-	-	-	-
XB-42	1	1	-	1	-	-	-	-	-	-
XB-43	1	1	-	1	-	-	-	-	-	-
XB-46	1	1	-	1	-	-	-	-	-	-
TA-20	1	1	-	1	-	-	-	-	-	-
RA-24	5	5	-	5	-	-	-	-	-	-
<u>Fighter - Total</u>	<u>7,158</u>	<u>4,118</u>	<u>179</u>	<u>3,006</u>	<u>138</u>	<u>32</u>	<u>10</u>	<u>402</u>	<u>150</u>	<u>1</u>
P-47	2,791	1,377	43	1,251	-	-	-	1	82	-
P-51	2,970	1,643	6	1,136	80	32	10	238	140	1
P-61	217	113	49	62	1	-	-	-	1	-
P-80	646	452	2	164	56	-	-	160	70	-
P-82	29	29	-	25	1	-	-	3	-	-
P-84	190	190	79	54	-	-	-	-	57	-
F8F	1	1	-	1	-	-	-	-	-	-
P-38	2	1	-	1	-	-	-	-	-	-
P-59	3	3	-	3	-	-	-	-	-	-
RP-63	307	307	-	307	-	-	-	-	-	-
XP-81	2	2	-	2	-	-	-	-	-	-
<u>Reconnaissance - Total</u>	<u>651</u>	<u>423</u>	<u>-</u>	<u>217</u>	<u>8</u>	<u>-</u>	<u>-</u>	<u>44</u>	<u>136</u>	<u>18</u>
F-2	51	34	-	24	5	-	-	5	-	-
F-6	142	92	-	51	-	-	-	-	40	1
F-9	73	25	-	4	-	-	-	21	-	-
F-13	92	73	-	60	-	-	-	13	-	-
FA-26	52	43	-	5	-	-	-	2	36	-
FP-80	136	100	-	40	-	-	-	-	60	-
F-15	31	7	-	7	-	-	-	-	-	-
RF-10	3	3	-	-	3	-	-	-	-	-
FE-17	1	1	-	-	-	-	-	1	-	-
OA-10	70	45	-	26	-	-	-	2	-	17
<u>Transport - Total</u>	<u>3,640</u>	<u>2,296</u>	<u>150</u>	<u>913</u>	<u>146</u>	<u>108</u>	<u>108</u>	<u>95</u>	<u>300</u>	<u>477</u>
C-45	646	407	72	129	4	91	49	12	20	30
C-47/43	1,762	1,147	78	450	137	17	48	71	121	225
C-54	463	356	-	142	2	-	-	12	12	188
C-74	12	12	-	5	-	-	-	-	-	7
C-82	169	169	-	14	2	-	-	-	143	10
C-117	14	12	-	1	-	-	11	-	-	-
C-97	7	7	-	5	-	-	-	-	-	2
C-64	60	8	-	1	-	-	-	-	-	7
C-46	476	160	-	151	1	-	-	-	-	8
C-118	1	1	-	1	-	-	-	-	-	-
Cw-3	20	11	-	8	-	-	-	-	3	-
OA-12	4	4	-	4	-	-	-	-	-	-
OA-9	2	1	-	1	-	-	-	-	-	-
XC-113	1	1	-	-	-	-	-	-	1	-
C-78	3	-	-	-	-	-	-	-	-	-
<u>Trainer - Total</u>	<u>5,774</u>	<u>3,643</u>	<u>44</u>	<u>2,719</u>	<u>604</u>	<u>113</u>	<u>12</u>	<u>46</u>	<u>99</u>	<u>6</u>
AT-6	3,504	2,062	43	1,265	520	75	12	46	98	3
AT-7/AT-11	1,245	902	-	860	-	38	-	-	1	3
PT-13	830	491	1	406	84	-	-	-	-	-
BT-13	66	62	-	62	-	-	-	-	-	-
PT-17	17	14	-	14	-	-	-	-	-	-
PT-19	112	112	-	112	-	-	-	-	-	-
<u>Communications - Total</u>	<u>1,531</u>	<u>813</u>	<u>2</u>	<u>540</u>	<u>96</u>	<u>9</u>	<u>1</u>	<u>2</u>	<u>100</u>	<u>63</u>
Liaison	1,408	729	2	512	64	9	1	2	93	46
Rotary Wing	123	84	-	28	32	-	-	-	7	17
<u>Gliners and Targets</u>	<u>912</u>	<u>717</u>	<u>-</u>	<u>549</u>	<u>-</u>	<u>-</u>	<u>-</u>	<u>-</u>	<u>168</u>	<u>-</u>

TABLE 18.-- SUMMARY OF USAF AIRCRAFT ON HAND-- INCLUDING AIR RESERVE FORCES AND CIVIL AIR PATROL BY COMMAND AND BY TYPE AND MODEL OF AIRCRAFT: AT END OF EACH QUARTER 1948-- Continued

Type and Model	Total Overseas (Excl ATC W/W)	AAC	CairC	FEAF	PAC	USAFE	Misc. Overseas a/	Reserve Forces and CAP			
								Total	AF Reserve	CAP	ANG
<b>Overseas</b>											
<u>31 March 1948</u>	<u>4,643</u>	<u>254</u>	<u>401</u>	<u>2,161</u>	<u>219</u>	<u>1,516</u>	<u>92</u>	<u>3,797</u>	<u>1,229</u>	<u>570</u>	<u>1,998</u>
<u>Bomber - Total</u> . . . . .	<u>433</u>	<u>21</u>	<u>51</u>	<u>229</u>	<u>23</u>	<u>92</u>	<u>17</u>	<u>351</u>	-	-	<u>351</u>
B-29 . . . . .	83	5	-	62	2	1	13	-	-	-	-
B-17 . . . . .	138	10	30	56	7	34	1	-	-	-	-
B-25 . . . . .	26	2	11	9	1	-	3	-	-	-	-
A-26 . . . . .	177	4	10	102	4	57	-	351	-	-	351
B-24 . . . . .	9	-	-	-	9	-	-	-	-	-	-
<u>Fighter - Total</u> . . . . .	<u>1,850</u>	<u>107</u>	<u>95</u>	<u>869</u>	<u>118</u>	<u>661</u>	-	<u>1,190</u>	-	-	<u>1,190</u>
F-47 . . . . .	955	-	-	292	117	546	-	459	-	-	459
F-51 . . . . .	596	69	-	412	-	115	-	731	-	-	731
F-61 . . . . .	104	10	12	82	-	-	-	-	-	-	-
P-80 . . . . .	194	28	83	83	-	-	-	-	-	-	-
F-82 . . . . .	-	-	-	-	-	-	-	-	-	-	-
F-84 . . . . .	-	-	-	-	-	-	-	-	-	-	-
F-38 . . . . .	1	-	-	-	1	-	-	-	-	-	-
<u>Reconnaissance - Total</u> . . . . .	<u>228</u>	<u>10</u>	<u>30</u>	<u>142</u>	<u>1</u>	<u>21</u>	<u>4</u>	-	-	-	-
F-2 . . . . .	17	-	3	13	-	-	1	-	-	-	-
F-6 . . . . .	50	-	-	39	-	11	-	-	-	-	-
F-9 . . . . .	48	-	17	29	-	2	-	-	-	-	-
F-13 . . . . .	19	7	-	10	-	-	2	-	-	-	-
RA-26 . . . . .	9	-	-	1	-	8	-	-	-	-	-
FP-80 . . . . .	36	-	18	18	-	-	-	-	-	-	-
F-15 . . . . .	24	-	-	24	-	-	-	-	-	-	-
OA-10 . . . . .	25	3	12	8	1	-	1	-	-	-	-
<u>Transport - Total</u> . . . . .	<u>1,216</u>	<u>65</u>	<u>120</u>	<u>409</u>	<u>39</u>	<u>534</u>	<u>49</u>	<u>128</u>	-	<u>9</u>	<u>119</u>
C-45 . . . . .	229	7	25	19	3	171	4	10	-	8	2
C-47/53 . . . . .	500	37	69	40	2	310	42	115	-	1	114
C-54 . . . . .	107	14	22	47	19	2	3	-	-	-	-
C-74 . . . . .	-	-	-	-	-	-	-	-	-	-	-
C-82 . . . . .	-	-	-	-	-	-	-	-	-	-	-
C-117 . . . . .	2	-	-	-	-	2	-	-	-	-	-
C-46 . . . . .	313	1	-	299	13	-	-	3	-	-	3
C-64 . . . . .	52	6	-	-	-	46	-	-	-	-	-
CQ-3 . . . . .	9	-	3	4	2	-	-	-	-	-	-
GA-9 . . . . .	1	-	1	-	-	-	-	-	-	-	-
C-78 . . . . .	3	-	-	-	-	3	-	-	-	-	-
<u>Trainer - Total</u> . . . . .	<u>271</u>	<u>15</u>	<u>21</u>	<u>173</u>	<u>17</u>	<u>25</u>	<u>20</u>	<u>1,860</u>	<u>1,229</u>	<u>362</u>	<u>269</u>
AT-6 . . . . .	242	5	17	173	17	24	6	1,200	934	34	232
AT-7/AT-11 . . . . .	11	10	-	-	-	1	-	332	295	-	37
BT-13 . . . . .	4	-	4	-	-	-	-	-	-	-	-
PT-17 . . . . .	-	-	-	-	-	-	-	3	-	3	-
PT-13 . . . . .	14	-	-	-	-	-	14	325	-	325	-
<u>Communications - Total</u> . . . . .	<u>450</u>	<u>26</u>	<u>32</u>	<u>198</u>	<u>9</u>	<u>183</u>	<u>2</u>	<u>268</u>	-	<u>199</u>	<u>69</u>
Liaison . . . . .	411	15	27	177	7	183	2	268	-	199	69
Rotary Wing . . . . .	39	11	5	21	2	-	-	-	-	-	-
<u>Gliders and Targets</u> . . . . .	<u>195</u>	<u>10</u>	<u>32</u>	<u>141</u>	<u>12</u>	-	-	-	-	-	-

a/ Includes JBUSMC, AAG, and Enroute



TABLE 18.-- SUMMARY OF USAF AIRCRAFT ON HAND-- INCLUDING AIR , RESERVE FORCES AND CIVIL AIR PATROL BY COMMAND AND BY TYPE AND MODEL OF AIRCRAFT: AT END OF EACH QUARTER 1948 -- Continued

Type and Model	Total	Total Contl US (Incl ATC N/W)	ADC	AMC	AFG	AFTRC	AU	Hq Comd	SAC	TAC	ATC (N/W)
Continental											
<b>30 June 1948</b>	<b>25,283</b>	<b>17,141</b>	<b>434</b>	<b>11,614</b>	<b>186</b>	<b>4,546</b>	<b>277</b>	<b>168</b>	<b>898</b>	<b>1,338</b>	<b>680</b>
<b>Bomber - Total</b>	<b>6,191</b>	<b>5,434</b>	<b>106</b>	<b>4,033</b>	<b>97</b>	<b>377</b>	<b>73</b>	<b>41</b>	<b>371</b>	<b>187</b>	<b>129</b>
B-29	2,735	2,641	-	2,247	19	1	-	-	314	1	59
B-17	372	239	2	147	32	2	-	6	5	1	44
B-25	1,319	1,305	54	704	16	347	39	35	45	42	23
A-26	1,712	1,185	50	897	27	27	34	-	4	143	3
B-50	26	26	-	22	2	-	-	-	2	-	-
B-36	4	4	-	2	1	-	-	-	1	-	-
B-24	11	2	-	2	-	-	-	-	-	-	-
B-42	1	1	-	1	-	-	-	-	-	-	-
B-43	2	2	-	2	-	-	-	-	-	-	-
B-45	3	3	-	3	-	-	-	-	-	-	-
B-46	1	1	-	1	-	-	-	-	-	-	-
A-24	5	5	-	5	-	-	-	-	-	-	-
<b>Fighter - Total</b>	<b>6,823</b>	<b>4,022</b>	<b>166</b>	<b>2,943</b>	<b>38</b>	<b>164</b>	<b>30</b>	<b>10</b>	<b>340</b>	<b>331</b>	-
F-47	2,427	1,318	25	1,211	4	1	-	-	-	77	-
F-51	2,887	1,541	9	1,121	4	104	30	10	167	96	-
F-61	205	103	45	54	2	2	-	-	-	-	-
F-80	653	410	1	156	11	56	-	-	112	74	-
F-82	60	60	1	21	8	-	-	-	30	-	-
F-84	275	275	85	67	7	1	-	-	31	84	-
F-8F	1	1	-	-	1	-	-	-	-	-	-
F-59	2	2	-	2	-	-	-	-	-	-	-
F-63	307	307	-	307	-	-	-	-	-	-	-
F-81	2	2	-	2	-	-	-	-	-	-	-
F-86	2	2	-	2	-	-	-	-	-	-	-
F-38	2	1	-	-	1	-	-	-	-	-	-
<b>Reconnaissance - Total</b>	<b>640</b>	<b>410</b>	-	<b>190</b>	<b>10</b>	<b>9</b>	-	-	<b>43</b>	<b>139</b>	<b>19</b>
F-2	51	33	-	23	-	5	-	-	5	-	-
F-6	141	91	-	48	-	-	-	-	-	42	1
F-9	74	26	-	4	-	-	-	-	22	-	-
F-13	87	67	-	51	2	-	-	-	14	-	-
FA-26	51	43	-	5	-	-	-	-	-	-	-
FP-80	135	100	-	32	8	1	-	-	-	38	-
F-10	3	3	-	-	-	3	-	-	-	59	-
F-11	1	1	-	1	-	-	-	-	-	-	-
F-15	31	4	-	4	-	-	-	-	-	-	-
OA-10	66	42	-	22	-	-	-	-	2	-	18
<b>Supersonic Test</b>	<b>2</b>	<b>2</b>	-	<b>2</b>	-	-	-	-	-	-	-
<b>Transport - Total</b>	<b>3,576</b>	<b>2,332</b>	<b>148</b>	<b>896</b>	<b>25</b>	<b>146</b>	<b>124</b>	<b>111</b>	<b>98</b>	<b>321</b>	<b>463</b>
C-45	600	398	70	97	8	4	103	52	13	20	31
C-47/53	1,720	1,132	78	412	15	140	21	48	73	123	222
C-54	462	349	-	141	1	-	-	-	11	12	184
C-74	12	12	-	7	1	-	-	-	-	-	4
C-82	186	182	-	13	-	2	-	-	1	162	4
C-117	14	12	-	1	-	-	-	11	-	-	-
C-97	8	8	-	5	-	-	-	-	-	-	3
C-118	1	1	-	-	-	-	-	-	-	-	1
C-43	24	17	-	14	-	-	-	-	-	-	1
C-46	492	209	-	202	-	-	-	-	-	3	7
C-60	1	-	-	-	-	-	-	-	-	-	-
C-112	1	1	-	1	-	-	-	-	-	-	-
C-113	1	1	-	1	-	-	-	-	-	-	-
C-116	1	1	-	1	-	-	-	-	-	1	-
CA-9	2	1	-	1	-	-	-	-	-	-	-
OA-12	3	-	-	-	-	-	-	-	-	-	-
C-64	48	8	-	1	-	-	-	-	-	-	7
<b>Trainer - Total</b>	<b>2,625</b>	<b>2,469</b>	<b>12</b>	<b>2,521</b>	<b>10</b>	<b>737</b>	<b>41</b>	<b>4</b>	<b>43</b>	<b>95</b>	<b>63</b>
AT-6	3,472	2,069	11	1,167	10	734	4	4	43	93	3
AT-7/AT-11	1,108	762	-	717	-	3	37	-	-	2	3
BT-13	65	62	-	62	-	-	-	-	-	-	-
PT-13	793	406	1	405	-	-	-	-	-	-	-
PT-17	31	14	-	14	-	-	-	-	-	-	-
PT-19	112	112	-	112	-	-	-	-	-	-	-
SNJ-4	44	44	-	44	-	-	-	-	-	-	-
<b>Communications - Total</b>	<b>1,552</b>	<b>814</b>	<b>2</b>	<b>504</b>	<b>6</b>	<b>113</b>	<b>9</b>	<b>2</b>	<b>3</b>	<b>112</b>	<b>63</b>
Liaison	1,413	719	2	480	4	74	9	2	3	102	43
Rotary Wing	139	95	-	24	2	39	-	-	-	10	20
<b>Gliders and Targets</b>	<b>874</b>	<b>678</b>	-	<b>525</b>	-	-	-	-	-	<b>153</b>	-

TABLE 18.-- SUMMARY OF USAF AIRCRAFT ON HAND - INCLUDING AIR RESERVE FORCES AND CIVIL AIR PATROL BY COMMAND AND BY TYPE AND MODEL OF AIRCRAFT: AT END OF EACH QUARTER 1948 -- Continued

Type and Model	Total Overseas (Excl. ATC W/W)	AAC	CairC	FEAF	PAC	USAF	Misc. Overseas a/	Reserve Forces and CAP			
								Total	AF Reserve	CAP	ANG
<b>Overseas</b>											
<u>30 June 1948</u>	<u>4,256</u>	<u>280</u>	<u>391</u>	<u>2,096</u>	<u>217</u>	<u>1,115</u>	<u>157</u>	<u>3,886</u>	<u>1,213</u>	<u>639</u>	<u>2,034</u>
<u>Bomber - Total</u> . . . . .	<u>421</u>	<u>22</u>	<u>39</u>	<u>221</u>	<u>22</u>	<u>85</u>	<u>32</u>	<u>356</u>	<u>8</u>	-	<u>348</u>
B-29 . . . . .	94	4	-	60	1	1	28	-	-	-	-
B-17 . . . . .	133	12	27	53	7	33	1	-	-	-	-
B-25 . . . . .	14	2	1	7	1	-	3	-	-	-	-
A-26 . . . . .	171	4	11	101	4	51	-	356	8	-	348
B-24 . . . . .	9	-	-	-	9	-	-	-	-	-	-
<u>Fighter - Total</u> . . . . .	<u>1,564</u>	<u>118</u>	<u>94</u>	<u>843</u>	<u>101</u>	<u>349</u>	<u>59</u>	<u>1,237</u>	-	-	<u>1,237</u>
P-47 . . . . .	606	-	-	227	100	279	-	503	-	-	503
P-51 . . . . .	622	80	-	413	-	70	59	724	-	-	724
P-61 . . . . .	102	10	12	80	-	-	-	-	-	-	-
P-80 . . . . .	233	28	82	123	-	-	-	10	-	-	10
P-82 . . . . .	-	-	-	-	-	-	-	-	-	-	-
P-84 . . . . .	-	-	-	-	-	-	-	-	-	-	-
P-38 . . . . .	1	-	-	-	1	-	-	-	-	-	-
<u>Reconnaissance - Total</u> . . . . .	<u>230</u>	<u>14</u>	<u>48</u>	<u>116</u>	-	<u>21</u>	<u>1</u>	-	-	-	-
F-2 . . . . .	18	1	3	13	-	-	1	-	-	-	-
F-6 . . . . .	50	-	-	39	-	11	-	-	-	-	-
F-9 . . . . .	48	-	17	29	-	2	-	-	-	-	-
F-13 . . . . .	20	8	-	12	-	-	-	-	-	-	-
FA-26 . . . . .	8	-	-	-	-	8	-	-	-	-	-
FP-80 . . . . .	35	-	17	18	-	-	-	-	-	-	-
F-15 . . . . .	27	-	-	27	-	-	-	-	-	-	-
OA-10 . . . . .	24	5	11	8	-	-	-	-	-	-	-
<u>Transport - Total</u> . . . . .	<u>1,117</u>	<u>77</u>	<u>126</u>	<u>381</u>	<u>47</u>	<u>442</u>	<u>44</u>	<u>127</u>	-	<u>10</u>	<u>117</u>
C-45 . . . . .	191	7	25	19	8	132	-	11	-	9	2
C-47/53 . . . . .	474	45	72	41	4	271	41	114	-	1	113
C-54 . . . . .	113	13	24	57	15	2	2	-	-	-	-
C-74 . . . . .	-	-	-	-	-	-	-	-	-	-	-
C-82 . . . . .	4	3	-	-	-	-	1	-	-	-	-
C-117 . . . . .	2	-	-	-	-	2	-	-	-	-	-
C4-3 . . . . .	7	-	3	2	2	-	-	-	-	-	-
C-46 . . . . .	281	1	-	262	18	-	-	2	-	-	2
C-60 . . . . .	1	-	1	-	-	-	-	-	-	-	-
GA-9 . . . . .	1	-	1	-	-	-	-	-	-	-	-
GA-12 . . . . .	3	3	-	-	-	-	-	-	-	-	-
C-64 . . . . .	40	5	-	-	-	35	-	-	-	-	-
<u>Trainer - Total</u> . . . . .	<u>265</u>	<u>15</u>	<u>19</u>	<u>172</u>	<u>16</u>	<u>24</u>	<u>19</u>	<u>1,891</u>	<u>1,205</u>	<u>419</u>	<u>267</u>
AT-6 . . . . .	238	5	16	172	16	24	5	1,165	906	29	230
AT-7/AT-11 . . . . .	10	10	-	-	-	-	-	336	299	-	37
BT-13 . . . . .	3	-	3	-	-	-	-	-	-	-	-
PT-17 . . . . .	14	-	-	-	-	-	14	3	-	3	-
PT-13 . . . . .	-	-	-	-	-	-	-	387	-	387	-
<u>Communications - Total</u> . . . . .	<u>463</u>	<u>25</u>	<u>37</u>	<u>183</u>	<u>22</u>	<u>194</u>	<u>2</u>	<u>275</u>	-	<u>210</u>	<u>65</u>
Liaison . . . . .	419	15	27	161	20	194	2	275	-	210	65
Rotary Wing . . . . .	44	10	10	22	2	-	-	-	-	-	-
<u>Gliders and Targets</u> . . . . .	<u>196</u>	<u>9</u>	<u>28</u>	<u>150</u>	<u>9</u>	-	-	-	-	-	-

a/ Includes JBSMC and AAG

TABLE 18.-- SUMMARY OF USAF AIRCRAFT ON HAND - INCLUDING AIR RESERVE FORCES AND CIVIL AIR PATROL BY COMMAND AND BY TYPE AND MODEL OF AIRCRAFT: AT END OF EACH QUARTER 1948 -- Continued

Type and Model	Total	Total Contl US (Incl MATS W/W)	ADC	AMC	AFG	AFTTC	AU	Hq Comd	SAC	TAC	MATS (W/W)
<b>Continental</b>											
<b>30 September 1948</b>	<b>25,245</b>	<b>17,362</b>	<b>449</b>	<b>11,565</b>	<b>184</b>	<b>1,534</b>	<b>287</b>	<b>206</b>	<b>1,099</b>	<b>1,348</b>	<b>690</b>
<b>Bomber - Total . . . . .</b>	<b>4,153</b>	<b>3,487</b>	<b>28</b>	<b>2,967</b>	<b>52</b>	<b>2</b>	<b>19</b>	<b>2</b>	<b>320</b>	<b>81</b>	<b>16</b>
B-29 . . . . .	2,021	1,847	-	1,534	9	-	1	-	297	1	5
B-50 . . . . .	48	48	-	43	2	-	-	-	3	-	-
B-17 . . . . .	169	127	-	97	23	-	-	1	-	-	6
B-26 . . . . .	1,375	937	28	789	14	1	18	1	3	80	3
B-36 . . . . .	20	20	-	3	1	-	-	-	16	-	-
B-35 . . . . .	1	1	-	1	-	-	-	-	-	-	-
B-24 . . . . .	6	2	-	2	-	-	-	-	-	-	-
B-25 . . . . .	495	487	-	483	-	1	-	-	1	-	2
B-42 . . . . .	1	1	-	1	-	-	-	-	-	-	-
B-43 . . . . .	2	2	-	2	-	-	-	-	-	-	-
B-45 . . . . .	14	14	-	11	3	-	-	-	-	-	-
B-46 . . . . .	1	1	-	1	-	-	-	-	-	-	-
<b>Fighter - Total . . . . .</b>	<b>5,753</b>	<b>3,187</b>	<b>174</b>	<b>2,060</b>	<b>40</b>	<b>25</b>	<b>10</b>	<b>-</b>	<b>522</b>	<b>353</b>	<b>3</b>
F-47 . . . . .	1,861	873	10	785	3	1	-	-	-	73	1
F-51 . . . . .	2,552	1,384	3	1,057	6	17	9	-	206	86	-
F-61 . . . . .	159	70	45	21	1	1	-	-	-	-	2
F-80 . . . . .	671	350	2	105	11	5	-	-	155	72	-
F-82 . . . . .	145	145	29	28	5	1	-	-	82	-	-
F-84 . . . . .	348	348	85	49	12	-	1	-	79	122	-
F-8 . . . . .	1	1	-	1	-	-	-	-	-	-	-
F-24 . . . . .	5	5	-	5	-	-	-	-	-	-	-
F-38 . . . . .	1	1	-	1	-	-	-	-	-	-	-
F-59 . . . . .	2	2	-	2	-	-	-	-	-	-	-
F-81 . . . . .	2	2	-	2	-	-	-	-	-	-	-
F-86 . . . . .	6	6	-	5	1	-	-	-	-	-	-
<b>Reconnaissance - Total</b>	<b>603</b>	<b>291</b>	<b>-</b>	<b>153</b>	<b>9</b>	<b>9</b>	<b>-</b>	<b>1</b>	<b>46</b>	<b>117</b>	<b>56</b>
RB-17 . . . . .	77	29	-	4	-	-	-	-	20	-	5
RB-29 . . . . .	137	118	-	44	2	-	-	-	21	-	51
RB-26 . . . . .	59	43	-	5	-	-	-	1	-	37	-
RF-51 . . . . .	112	65	-	43	-	-	-	-	-	22	-
RF-80 . . . . .	132	99	-	34	7	-	-	-	-	58	-
RC-45 . . . . .	51	28	-	17	-	6	-	-	5	-	-
R-11 . . . . .	1	1	-	1	-	-	-	-	-	-	-
R-12 . . . . .	1	1	-	1	-	-	-	-	-	-	-
RD-25 . . . . .	3	3	-	-	-	3	-	-	-	-	-
RF-61 . . . . .	30	4	-	4	-	-	-	-	-	-	-
<b>Search and Rescue . . . . .</b>	<b>99</b>	<b>42</b>	<b>-</b>	<b>4</b>	<b>-</b>	<b>-</b>	<b>-</b>	<b>-</b>	<b>-</b>	<b>-</b>	<b>38</b>
<b>Combat Amphibian . . . . .</b>	<b>41</b>	<b>21</b>	<b>-</b>	<b>14</b>	<b>-</b>	<b>-</b>	<b>-</b>	<b>-</b>	<b>1</b>	<b>-</b>	<b>6</b>
<b>Special Research . . . . .</b>	<b>2</b>	<b>2</b>	<b>-</b>	<b>2</b>	<b>-</b>	<b>-</b>	<b>-</b>	<b>-</b>	<b>-</b>	<b>-</b>	<b>-</b>
<b>Transport - Total . . . . .</b>	<b>3,820</b>	<b>2,602</b>	<b>154</b>	<b>1,153</b>	<b>25</b>	<b>27</b>	<b>141</b>	<b>155</b>	<b>114</b>	<b>288</b>	<b>475</b>
C-45 . . . . .	615	418	71	97	8	4	117	65	12	17	27
C-47/C-117 . . . . .	1,618	1,046	76	392	16	77	20	66	78	111	210
C-54 . . . . .	459	349	-	128	1	-	-	-	11	1	208
C-82 . . . . .	205	167	2	14	-	-	-	-	-	146	5
CB-17 . . . . .	9	2	-	-	-	-	-	-	1	-	1
CB-25 . . . . .	55	55	-	28	-	2	1	15	-	9	-
CB-26 . . . . .	4	4	1	1	-	-	-	-	-	-	-
C-74 . . . . .	12	12	-	8	-	-	-	-	-	-	4
C-97 . . . . .	8	8	-	7	-	-	-	-	1	-	-
C-112 . . . . .	1	1	-	1	-	-	-	-	-	-	-

TABLE 18.- SUMMARY OF USAF AIRCRAFT ON HAND - INCLUDING AIR RESERVE FORCES AND CIVIL AIR PATROL BY COMMAND AND BY TYPE AND MODEL OF AIRCRAFT: AT END OF EACH QUARTER 1948 -- Continued

Type and Model	Total	Total Contl JS (Incl MATS W/W)	ADC	AMC	APG	AFTRC	AU	Hq. Comd	SAC	TAC	MATS (W/W)
30 September 1948 (Contd) Continental (Continued)											
<b>Transport - Total (Contd)</b>											
C-119	1	1	-	1	-	-	-	-	-	-	-
C-46	696	461	-	453	-	-	-	-	-	-	8
C-53	9	-	-	-	-	-	-	-	-	-	-
C-113	1	1	-	-	-	-	-	-	-	1	-
VB-17	25	15	1	5	-	1	1	4	1	-	2
VB-25	34	34	1	9	-	7	1	4	10	-	2
VB-26	16	16	2	5	-	6	-	-	-	3	-
C-118	1	1	-	-	-	-	-	-	-	-	1
C-64	42	7	-	-	-	-	-	-	-	-	7
A-9	2	1	-	1	-	-	-	-	-	-	-
A-12	6	3	-	3	-	-	-	-	-	-	-
CB-24	1	-	-	-	-	-	-	-	-	-	-
<b>Trainer - Total</b>	<b>8,202</b>	<b>5,888</b>	<b>90</b>	<b>3,921</b>	<b>52</b>	<b>1,305</b>	<b>108</b>	<b>67</b>	<b>96</b>	<b>237</b>	<b>34</b>
T-6	3,518	2,134	13	1,183	7	747	4	4	45	128	3
T-7/T-11	1,099	761	-	716	-	5	35	-	1	1	3
TB-17	70	46	1	28	6	1	-	1	2	1	6
TB-25	729	724	49	171	15	339	35	35	36	25	19
TB-26	300	223	17	100	13	21	12	-	3	57	-
TB-29	605	605	-	588	11	-	-	-	5	-	1
TC-47	89	89	-	25	-	63	-	-	-	-	1
TF-51	286	207	9	81	-	81	22	7	2	5	-
TF-80	52	52	-	5	-	47	-	-	-	-	-
SNJ-4	1	1	-	1	-	-	-	-	-	-	-
TnB-29	2	2	-	2	-	-	-	-	-	-	-
TF-47	438	421	-	418	-	-	-	-	-	3	-
TRF-51	24	24	-	5	-	1	-	-	-	17	1
TR-61	5	5	-	5	-	-	-	-	-	-	-
BT-13	65	62	-	62	-	-	-	-	-	-	-
PT-13	793	406	1	405	-	-	-	-	-	-	-
T-17	14	14	-	14	-	-	-	-	-	-	-
T-19	112	112	-	112	-	-	-	-	-	-	-
<b>Communications - Total</b>	<b>1,415</b>	<b>772</b>	<b>2</b>	<b>471</b>	<b>6</b>	<b>96</b>	<b>9</b>	<b>1</b>	<b>2</b>	<b>122</b>	<b>62</b>
Liaison	1,278	669	-3	437	4	59	9	1	2	112	42
notary wing	137	103	-	34	2	37	-	-	-	10	20
<b>Giders and Targets</b>	<b>1,157</b>	<b>970</b>	<b>-</b>	<b>820</b>	<b>-</b>	<b>-</b>	<b>-</b>	<b>-</b>	<b>-</b>	<b>150</b>	<b>-</b>

TABLE 18.-- SUMMARY OF USAF AIRCRAFT ON HAND - INCLUDING AIR RESERVE FORCES AND CIVIL AIR PATROL BY COMMAND AND BY TYPE AND MODEL OF AIRCRAFT: AT END OF EACH QUARTER 1948 -- Continued

Type and Model	Total Overseas (Excl MATS W/V)	AAC	CAirC	FEAF	FAC	USAFB	Misc. Overseas A/	Reserve Forces and CAP			
								Total	AF Reserve	CAP	ANG
<b>Overseas</b>											
<b>30 September 1948</b>	<b>4,041</b>	<b>247</b>	<b>285</b>	<b>1,876</b>	<b>192</b>	<b>1,141</b>	<b>199</b>	<b>2,842</b>	<b>1,221</b>	<b>592</b>	<b>2,029</b>
<b>Bomber - Total</b>	<b>375</b>	<b>16</b>	<b>2</b>	<b>161</b>	<b>5</b>	<b>71</b>	<b>119</b>	<b>291</b>	<b>10</b>	-	<b>281</b>
B-29	174	4	-	53	1	1	115	-	-	-	-
B-50	-	-	-	-	-	-	-	-	-	-	-
B-17	42	8	-	4	-	29	1	-	-	-	-
B-26	147	4	3	99	-	41	-	291	10	-	281
B-24	4	-	-	-	4	-	-	-	-	-	-
B-25	8	-	-	5	-	-	3	-	-	-	-
<b>Fighter - Total</b>	<b>1,121</b>	<b>185</b>	<b>12</b>	<b>735</b>	<b>96</b>	<b>388</b>	<b>5</b>	<b>1,145</b>	-	-	<b>1,145</b>
F-47	504	-	-	165	96	243	-	484	-	-	484
F-51	536	82	-	389	-	65	-	632	-	-	632
F-61	89	9	12	68	-	-	-	-	-	-	-
F-80	292	94	-	113	-	80	5	29	-	-	29
F-82	-	-	-	-	-	-	-	-	-	-	-
F-84	-	-	-	-	-	-	-	-	-	-	-
<b>Reconnaissance - Total</b>	<b>212</b>	<b>8</b>	<b>25</b>	<b>142</b>	-	<b>25</b>	<b>2</b>	-	-	-	-
RB-17	48	-	17	29	-	1	1	-	-	-	-
RB-29	19	7	-	12	-	-	-	-	-	-	-
RB-26	16	-	-	-	-	16	-	-	-	-	-
RF-51	47	-	-	39	-	8	-	-	-	-	-
RF-80	33	-	15	18	-	-	-	-	-	-	-
RC-45	23	1	3	18	-	-	1	-	-	-	-
RF-61	26	-	-	26	-	-	-	-	-	-	-
<b>Search and Rescue</b>	<b>57</b>	-	<b>2</b>	<b>24</b>	<b>12</b>	<b>2</b>	-	-	-	-	-
<b>Combat Amphibian</b>	<b>20</b>	<b>6</b>	<b>7</b>	<b>7</b>	-	-	-	-	-	-	-
<b>Special Research</b>	-	-	-	-	-	-	-	-	-	-	-
<b>Transport - Total</b>	<b>1,097</b>	<b>76</b>	<b>113</b>	<b>339</b>	<b>42</b>	<b>463</b>	<b>64</b>	<b>121</b>	<b>1</b>	<b>1</b>	<b>119</b>
C-45	194	7	28	19	12	128	-	3	1	-	2
C-47/C-117	457	44	69	39	5	267	33	115	-	1	114
C-54	110	11	11	56	5	25	2	-	-	-	-
C-82	38	4	-	-	-	5	29	-	-	-	-
CB-17	7	1	3	1	2	-	-	-	-	-	-
CB-25	-	-	-	-	-	-	-	-	-	-	-
CB-26	-	-	-	-	-	-	-	-	-	-	-
C-46	233	1	-	215	17	-	-	2	-	-	2
C-53	8	-	-	-	-	8	-	1	-	-	1
VB-17	10	-	1	9	-	-	-	-	-	-	1
CB-24	1	-	-	-	1	-	-	-	-	-	-
C-64	35	5	-	-	-	30	-	-	-	-	-
A-9	1	-	1	-	-	-	-	-	-	-	-
A-12	3	3	-	-	-	-	-	-	-	-	-
<b>Trainer - Total</b>	<b>290</b>	<b>21</b>	<b>48</b>	<b>173</b>	<b>18</b>	<b>24</b>	<b>6</b>	<b>2,024</b>	<b>1,210</b>	<b>387</b>	<b>427</b>
T-6	235	5	16	171	14	24	5	1,149	917	-	232
T-7-T/11	11	11	-	-	-	-	-	327	292	-	35
TB-17	24	3	20	-	-	-	1	-	-	-	-
TB-25	5	2	1	2	-	-	-	-	-	-	-
TB-26	12	-	8	-	4	-	-	65	1	-	64
TB-29	-	-	-	-	-	-	-	-	-	-	-
TC-47	-	-	-	-	-	-	-	-	-	-	-
TF-51	-	-	-	-	-	-	-	79	-	-	79
TF-80	-	-	-	-	-	-	-	-	-	-	-
TF-47	-	-	-	-	-	-	-	17	-	-	17
BT-13	3	-	3	-	-	-	-	-	-	-	-
PT-13	-	-	-	-	-	-	-	387	-	387	-
<b>Communications - Total</b>	<b>382</b>	<b>24</b>	<b>33</b>	<b>143</b>	<b>11</b>	<b>168</b>	<b>3</b>	<b>261</b>	-	<b>204</b>	<b>57</b>
Liaison	348	14	24	128	11	168	3	261	-	204	57
Rotary Wing	34	10	9	15	-	-	-	-	-	-	-
<b>Gliders and Targets</b>	<b>187</b>	<b>11</b>	<b>25</b>	<b>142</b>	<b>9</b>	-	-	-	-	-	-

g/ Includes JHUSMC and AAC



TABLE 18.-- SUMMARY OF USAF AIRCRAFT ON HAND - INCLUDING AIR RESERVE FORCES AND CIVIL AIR PATROL BY COMMAND AND BY TYPE AND MODEL OF AIRCRAFT: AT END OF EACH QUARTER 1948 -- Continued

Type and Model	Total	Total Contl US (Incl MATS %)	ACC	APC	AFTRC	AU	ConAC	Hq Comd	CAC	CAP- (Incl- son)	MATS (%)
Continental (Continued)											
31 December 1948 (Contd)											
<u>Transport - Total</u> . . . . .	<u>3,837</u>	<u>2,682</u>	<u>1,162</u>	<u>24</u>	<u>108</u>	<u>143</u>	<u>426</u>	<u>152</u>	<u>108</u>	<u>10</u>	<u>540</u>
C-74 . . . . .	12	12	3	-	-	-	-	-	-	-	9
C-97 . . . . .	9	9	4	-	-	-	-	-	3	-	2
C-54 . . . . .	453	425	130	-	1	-	-	-	10	-	284
C-112 . . . . .	1	1	1	-	-	-	-	-	-	-	-
C-119 . . . . .	1	1	1	-	-	-	-	-	-	-	-
C-121 . . . . .	2	2	1	-	-	-	-	-	-	-	1
C-46 . . . . .	687	450	444	-	-	-	-	-	-	-	6
C-47 . . . . .	1,623	1,027	409	15	73	21	188	56	72	1	192
C-53 . . . . .	9	-	-	-	-	-	-	-	-	-	-
C-82 . . . . .	204	185	19	1	-	1	152	-	1	-	11
CB-17 . . . . .	8	2	1	-	-	1	-	-	-	-	-
VB-17 . . . . .	33	19	9	-	2	-	1	4	2	-	1
CB-29 . . . . .	54	54	27	-	4	1	8	14	-	-	-
VB-25 . . . . .	40	46	12	-	11	1	2	4	9	-	1
CB-26 . . . . .	4	4	1	-	-	1	1	1	-	-	-
VB-26 . . . . .	19	19	8	-	6	-	-	-	-	-	-
C-118 . . . . .	1	1	-	-	-	-	-	-	-	-	1
C-45 . . . . .	591	397	75	8	11	117	77	63	11	9	26
DC-45 . . . . .	24	17	15	-	-	-	2	-	-	-	6
C-64 . . . . .	42	6	-	-	-	-	-	-	-	-	-
C-117 . . . . .	15	11	1	-	-	-	-	10	-	-	-
A-9 . . . . .	2	1	1	-	-	-	-	-	-	-	-
A-12 . . . . .	3	-	-	-	-	-	-	-	-	-	-
<u>Trainer - Total</u> . . . . .	<u>8,196</u>	<u>5,889</u>	<u>3,733</u>	<u>35</u>	<u>1,515</u>	<u>106</u>	<u>319</u>	<u>45</u>	<u>76</u>	<u>28</u>	<u>32</u>
T-6 . . . . .	3,502	2,137	1,044	3	902	4	128	4	21	23	3
T-7 . . . . .	437	415	377	-	-	34	1	-	-	-	1
T-11 . . . . .	659	339	332	-	4	-	-	-	1	-	2
TB-17 . . . . .	66	39	26	4	-	-	2	1	1	-	5
TB-25 . . . . .	738	734	149	4	385	34	75	33	36	-	18
TB-26 . . . . .	311	225	98	12	20	12	80	-	3	-	-
TB-29 . . . . .	555	555	539	11	-	-	-	-	4	-	-
TB-29 . . . . .	1	1	-	-	-	-	-	-	1	-	-
TC-47 . . . . .	88	88	24	-	63	-	-	-	-	-	1
TF-47 . . . . .	435	424	417	-	-	-	3	-	-	-	-
TF-51 . . . . .	290	214	81	-	82	22	13	7	9	-	-
TF-51 . . . . .	22	22	5	-	-	-	13	-	-	-	1
TF-61 . . . . .	2	2	2	-	-	-	-	-	-	-	-
TF-80 . . . . .	65	65	5	1	59	-	-	-	-	-	-
DT-13 . . . . .	65	62	62	-	-	-	-	-	-	-	-
FT-13 . . . . .	834	447	446	-	-	-	1	-	-	-	-
T-17 . . . . .	14	14	14	-	-	-	-	-	-	-	-
T-19 . . . . .	112	112	112	-	-	-	-	-	-	-	-
<u>Communication - Total</u> . . . . .	<u>1,402</u>	<u>765</u>	<u>455</u>	<u>7</u>	<u>101</u>	<u>9</u>	<u>122</u>	<u>1</u>	<u>7</u>	<u>1</u>	<u>61</u>
L-4 . . . . .	468	245	182	1	29	-	26	-	4	-	3
L-5 . . . . .	664	293	219	2	10	1	34	1	1	1	24
L-13 . . . . .	105	103	24	2	1	8	51	-	2	-	15
L-15 . . . . .	2	2	2	-	-	-	-	-	-	-	-
L-16 . . . . .	21	21	1	-	20	-	-	-	-	-	-
L-17 . . . . .	3	1	1	-	-	-	-	-	-	-	-
H-4 . . . . .	1	1	1	-	-	-	-	-	-	-	-
H-5 . . . . .	81	53	11	2	9	-	12	-	-	-	19
H-6 . . . . .	42	30	7	-	23	-	-	-	-	-	-
H-9 . . . . .	1	1	1	-	-	-	-	-	-	-	-
H-10 . . . . .	1	1	1	-	-	-	-	-	-	-	-
H-12 . . . . .	1	1	1	-	-	-	-	-	-	-	-
H-13 . . . . .	13	13	4	-	9	-	-	-	-	-	-
<u>Gliners and Targets</u> . . . . .	<u>1,057</u>	<u>862</u>	<u>718</u>	<u>-</u>	<u>-</u>	<u>-</u>	<u>157</u>	<u>-</u>	<u>-</u>	<u>-</u>	<u>2</u>

TABLE 18.-- SUMMARY OF USAF AIRCRAFT ON HAND - INCLUDING AIR RESERVE FORCES AND CIVIL AIR PATROL BY COMMAND AND BY TYPE AND MODEL OF AIRCRAFT: AT END OF EACH QUARTER 1948 -- Continued

Type and Model	Total Overseas (Excl MAIS(W/W))	AAC	CairC	FEAF	PAC	USAFE	Misc. Overseas	Reserve Forces and CAP			
								Total	in Reserve	CAP	ANG
<b>Overseas</b>											
<u>31 December 1948</u>	<u>3,861</u>	<u>351</u>	<u>274</u>	<u>1,766</u>	<u>170</u>	<u>1,055</u>	<u>245</u>	<u>3,985</u>	<u>1,250</u>	<u>587</u>	<u>2,148</u>
<u>Bomber - Total . . .</u>	<u>346</u>	<u>19</u>	<u>2</u>	<u>156</u>	<u>1</u>	<u>67</u>	<u>100</u>	<u>314</u>	<u>42</u>	<u>-</u>	<u>272</u>
B-36 . . . . .	-	-	-	-	-	-	-	-	-	-	-
B-29 . . . . .	151	5	-	50	1	1	94	-	-	-	-
B-35 . . . . .	-	-	-	-	-	-	-	-	-	-	-
B-47 . . . . .	-	-	-	-	-	-	-	-	-	-	-
B-48 . . . . .	-	-	-	-	-	-	-	-	-	-	-
B-50 . . . . .	3	2	-	-	-	-	1	-	-	-	-
B-17 . . . . .	39	8	-	4	-	25	2	-	-	-	-
B-24 . . . . .	-	-	-	-	-	-	-	-	-	-	-
B-25 . . . . .	8	-	-	5	-	-	3	-	-	-	-
B-26 . . . . .	145	4	3	97	-	41	-	314	42	-	272
B-26H . . . . .	-	-	-	-	-	-	-	-	-	-	-
B-42 . . . . .	-	-	-	-	-	-	-	-	-	-	-
B-43 . . . . .	-	-	-	-	-	-	-	-	-	-	-
B-45 . . . . .	-	-	-	-	-	-	-	-	-	-	-
B-46 . . . . .	-	-	-	-	-	-	-	-	-	-	-
<u>Fighter - Total . . .</u>	<u>1,369</u>	<u>190</u>	<u>15</u>	<u>704</u>	<u>93</u>	<u>346</u>	<u>21</u>	<u>1,272</u>	<u>-</u>	<u>-</u>	<u>1,272</u>
F-24 . . . . .	-	-	-	-	-	-	-	-	-	-	-
F-47 . . . . .	478	1	-	142	93	242	-	481	-	-	481
F-51 . . . . .	496	82	-	388	-	26	-	702	-	-	702
F-61 . . . . .	73	9	-	64	-	-	-	-	-	-	-
F-80 . . . . .	304	95	-	110	-	78	21	89	-	-	89
F-81 . . . . .	-	-	-	-	-	-	-	-	-	-	-
F-82 . . . . .	17	2	15	-	-	-	-	-	-	-	-
F-84 . . . . .	1	1	-	-	-	-	-	-	-	-	-
F-86 . . . . .	-	-	-	-	-	-	-	-	-	-	-
F-87 . . . . .	-	-	-	-	-	-	-	-	-	-	-
<u>Reconnaissance - Total</u>	<u>202</u>	<u>8</u>	<u>25</u>	<u>137</u>	<u>-</u>	<u>20</u>	<u>2</u>	<u>-</u>	<u>-</u>	<u>-</u>	<u>-</u>
R-11 . . . . .	-	-	-	-	-	-	-	-	-	-	-
R-12 . . . . .	-	-	-	-	-	-	-	-	-	-	-
RB-17 . . . . .	46	-	17	28	-	1	-	-	-	-	-
RB-25 . . . . .	-	-	-	-	-	-	-	-	-	-	-
RB-26 . . . . .	16	-	-	-	-	16	-	-	-	-	-
RB-29 . . . . .	20	7	-	12	-	-	1	-	-	-	-
RC-45 . . . . .	23	1	3	18	-	-	1	-	-	-	-
RF-51 . . . . .	39	-	-	36	-	3	-	-	-	-	-
RC-54 . . . . .	-	-	-	-	-	-	-	-	-	-	-
RF-61 . . . . .	25	-	-	25	-	-	-	-	-	-	-
RF-80 . . . . .	33	-	15	18	-	-	-	-	-	-	-
<u>Search and Rescue . .</u>	<u>49</u>	<u>-</u>	<u>4</u>	<u>30</u>	<u>12</u>	<u>3</u>	<u>-</u>	<u>-</u>	<u>-</u>	<u>-</u>	<u>-</u>
SL-5 . . . . .	6	-	2	-	4	-	-	-	-	-	-
SH-5 . . . . .	1	-	1	-	-	-	-	-	-	-	-
SH-6 . . . . .	2	-	-	-	2	-	-	-	-	-	-
SA-10 . . . . .	1	-	1	-	-	-	-	-	-	-	-
SB-17 . . . . .	37	-	-	30	5	2	-	-	-	-	-
SC-46 . . . . .	1	-	-	-	1	-	-	-	-	-	-
SC-47 . . . . .	1	-	-	-	-	1	-	-	-	-	-
<u>Combat Amphibian . .</u>	<u>20</u>	<u>6</u>	<u>9</u>	<u>2</u>	<u>-</u>	<u>-</u>	<u>-</u>	<u>-</u>	<u>-</u>	<u>-</u>	<u>-</u>
A-10 . . . . .	19	6	9	4	-	-	-	-	-	-	-
FBY-5 . . . . .	1	-	-	1	-	-	-	-	-	-	-



TABLE 18.- SUMMARY OF USAF AIRCRAFT ON HAND.- INCLUDING AIR RESERVE FORCES AND CIVIL AIR PATROL BY COMMAND AND BY TYPE AND MODEL OF AIRCRAFT: AT END OF EACH QUARTER 1948 -- Continued

Type and Model	Total Overseas (Excl MATS (N/W))	AAC	CairC	FEAF	PAC	USAFE	Misc. Overseas a/	Reserve Forces and CAP			
								Total	AF Reserve	CAP	ANG
Overseas (Continued)											
31 December 1948 (Contd)											
<u>Transport - Total . . .</u>	<u>1,029</u>	<u>71</u>	<u>104</u>	<u>294</u>	<u>30</u>	<u>420</u>	<u>110</u>	<u>125</u>	<u>6</u>	-	<u>119</u>
C-74 . . . . .	-	-	-	-	-	-	-	-	-	-	-
C-97 . . . . .	-	-	-	-	-	-	-	-	-	-	-
C-54 . . . . .	28	6	2	15	2	2	1	-	-	-	-
C-112 . . . . .	-	-	-	-	-	-	-	-	-	-	-
C-119 . . . . .	-	-	-	-	-	-	-	-	-	-	-
C-121 . . . . .	-	-	-	-	-	-	-	-	-	-	-
C-46 . . . . .	229	1	-	215	13	-	-	8	6	-	2
C-47 . . . . .	482	45	69	37	1	249	81	114	-	-	114
C-53 . . . . .	8	-	-	-	-	8	-	1	-	-	1
C-82 . . . . .	19	3	-	-	-	-	16	-	-	-	-
CG-17 . . . . .	6	1	2	-	2	-	1	-	-	-	-
VB-17 . . . . .	14	-	2	10	-	-2	-	-	-	-	-
CB-25 . . . . .	-	-	-	-	-	-	-	-	-	-	-
VB-25 . . . . .	-	-	-	-	-	-	-	-	-	-	-
CB-26 . . . . .	-	-	-	-	-	-	-	-	-	-	-
VB-26 . . . . .	-	-	-	-	-	-	-	-	-	-	-
C-118 . . . . .	-	-	-	-	-	-	-	-	-	-	-
C-45 . . . . .	192	6	25	15	10	127	9	2	-	-	2
DC-45 . . . . .	7	-	3	2	2	-	-	-	-	-	-
C-64 . . . . .	36	6	-	-	-	30	-	-	-	-	-
C-117 . . . . .	4	-	-	-	-	2	2	-	-	-	-
A-9 . . . . .	1	-	1	-	-	-	-	-	-	-	-
A-12 . . . . .	3	3	-	-	-	-	-	-	-	-	-
<u>Trainer - Total . . . .</u>	<u>288</u>	<u>22</u>	<u>48</u>	<u>169</u>	<u>18</u>	<u>25</u>	<u>6</u>	<u>2,019</u>	<u>1,202</u>	<u>387</u>	<u>430</u>
T-6 . . . . .	232	7	15	167	14	24	5	1,133	901	-	232
T-7 . . . . .	10	10	-	-	-	-	-	14	14	-	-
T-11 . . . . .	-	-	-	-	-	-	-	320	285	-	35
TB-17 . . . . .	27	3	22	-	-	1	1	-	-	-	-
TB-25 . . . . .	4	2	-	2	-	-	-	-	-	-	-
TB-26 . . . . .	12	-	8	-	4	-	-	74	2	-	72
TB-29 . . . . .	-	-	-	-	-	-	-	-	-	-	-
TRB-29 . . . . .	-	-	-	-	-	-	-	-	-	-	-
TC-47 . . . . .	-	-	-	-	-	-	-	-	-	-	-
TF-47 . . . . .	-	-	-	-	-	-	-	15	-	-	15
TF-51 . . . . .	-	-	-	-	-	-	-	76	-	-	76
TRF-51 . . . . .	-	-	-	-	-	-	-	-	-	-	-
TF-61 . . . . .	-	-	-	-	-	-	-	-	-	-	-
TF-80 . . . . .	-	-	-	-	-	-	-	-	-	-	-
BT-13 . . . . .	3	-	3	-	-	-	-	-	-	-	-
PT-13 . . . . .	-	-	-	-	-	-	-	387	-	387	-
T-17 . . . . .	-	-	-	-	-	-	-	-	-	-	-
T-19 . . . . .	-	-	-	-	-	-	-	-	-	-	-
<u>Communication - Total</u>	<u>383</u>	<u>24</u>	<u>31</u>	<u>137</u>	<u>11</u>	<u>174</u>	<u>6</u>	<u>255</u>	-	<u>200</u>	<u>55</u>
L-4 . . . . .	28	-	-	28	-	-	-	195	-	195	-
L-5 . . . . .	313	12	21	91	9	174	6	58	-	5	53
L-13 . . . . .	2	2	-	-	-	-	-	-	-	-	-
L-15 . . . . .	-	-	-	-	-	-	-	-	-	-	-
L-16 . . . . .	-	-	-	-	-	-	-	-	-	-	-
L-17 . . . . .	-	-	-	-	-	-	-	2	-	-	2
H-4 . . . . .	-	-	-	-	-	-	-	-	-	-	-
H-5 . . . . .	28	9	10	7	2	-	-	-	-	-	-
H-6 . . . . .	12	1	-	11	-	-	-	-	-	-	-
H-9 . . . . .	-	-	-	-	-	-	-	-	-	-	-
H-10 . . . . .	-	-	-	-	-	-	-	-	-	-	-
H-12 . . . . .	-	-	-	-	-	-	-	-	-	-	-
H-13 . . . . .	-	-	-	-	-	-	-	-	-	-	-
<u>Glider and Targets .</u>	<u>175</u>	<u>11</u>	<u>25</u>	<u>134</u>	<u>5</u>	-	-	-	-	-	-

a/ Includes JHUSMC and AAG

TABLE 19.-- AIRPLANES ON HAND IN THE USAF, BY MAJOR TYPE: MONTHLY-1948

Note:--Air Reserve and CAP are included in the figures for Jan through Jun and are excluded from the figures for Jul through Dec. Figures are as of end of month.

End of Month	Totals	Heavy Bomber	Medium Bomber	Light Bomber	Fighter	Reconnaissance <sup>a/</sup>	Transport	Trainer	Communications
1948									
Jan. . . . .	23,737	-	2,954	3,388	6,040	655	3,516	5,703	1,481
Feb. . . . .	23,686	-	2,958	3,240	6,066	655	3,598	5,691	1,478
Mar. . . . .	23,243	-	2,957	3,179	5,968	651	3,521	5,505	1,462
Apr. . . . .	22,868	-	2,972	3,131	5,702	651	3,508	5,428	1,476
May. . . . .	22,502	-	2,857	3,079	5,565	649	3,463	5,416	1,473
Jun. . . . .	22,375	4	2,761	3,078	5,586	642	3,459	5,358	1,487
Jul. . . . .	20,099	11	2,043	1,769	4,588	759	3,452	6,276	1,201
Aug. . . . .	20,250	15	2,056	1,753	4,582	747	3,669	6,257	1,171
Sep. . . . .	20,246	20	2,070	1,772	4,608	745	3,699	6,178	1,154
Oct. . . . .	20,328	21	2,073	1,759	4,579	743	3,750	6,247	1,156
Nov. . . . .	20,245	25	2,088	1,738	4,539	728	3,748	6,216	1,163
Dec. . . . .	20,068	39	2,136	1,700	4,425	731	3,712	6,177	1,148

<sup>a/</sup>Includes Search and Rescue, Special Research, and Combat Amphibian.

TABLE 20 -- AIRPLANES ON HAND IN THE USAF, BY TYPE AND PRINCIPAL MODEL: MONTHLY-1948

(The data below include Air Reserve and CAP. Figures are as of end of month).

Type and Model	Jan	Feb	Mar	Apr	May	Jun
<u>Total</u> . . . . .	<u>23,737</u>	<u>23,686</u>	<u>23,243</u>	<u>22,868</u>	<u>22,502</u>	<u>22,375</u>
<u>Combat Airplanes - Total</u> . . . . .	<u>13,037</u>	<u>12,919</u>	<u>12,755</u>	<u>12,456</u>	<u>12,150</u>	<u>12,071</u>
1st Line . . . . .	8,874	8,873	8,740	8,468	8,311	8,302
2nd Line & Misc. . . . .	4,163	4,046	4,015	3,988	3,839	3,769
<u>Heavy Bomber - Total</u> . . . . .	-	-	-	-	-	4
1st Line - Total . . . . .	-	-	-	-	-	3
B-36 . . . . .	-	-	-	-	-	3
2nd Line & Misc. . . . .	-	-	-	-	-	1
<u>Medium Bomber - Total</u> . . . . .	<u>2,954</u>	<u>2,958</u>	<u>2,957</u>	<u>2,972</u>	<u>2,857</u>	<u>2,761</u>
1st Line - Total . . . . .	<u>2,101</u>	<u>2,099</u>	<u>2,100</u>	<u>2,106</u>	<u>2,106</u>	<u>2,089</u>
B-29 . . . . .	2,095	2,087	2,082	2,087	2,083	2,063
B-50 . . . . .	6	12	18	19	23	26
2nd Line & Misc. . . . .	853	859	857	866	751	672
<u>Light Bomber - Total</u> . . . . .	<u>3,388</u>	<u>3,240</u>	<u>3,179</u>	<u>3,131</u>	<u>3,079</u>	<u>3,078</u>
1st Line - Total . . . . .	<u>1,181</u>	<u>1,158</u>	<u>1,119</u>	<u>1,115</u>	<u>1,103</u>	<u>1,106</u>
B-15 . . . . .	-	-	-	1	1	3
A-26 . . . . .	1,181	1,158	1,119	1,114	1,102	1,103
2nd Line & Misc. . . . .	2,207	2,082	2,060	2,016	1,976	1,972
<u>Fighter - Total</u> . . . . .	<u>6,040</u>	<u>6,066</u>	<u>5,968</u>	<u>5,702</u>	<u>5,565</u>	<u>5,586</u>
1st Line - Total . . . . .	<u>5,011</u>	<u>5,040</u>	<u>4,950</u>	<u>4,678</u>	<u>4,535</u>	<u>4,518</u>
P-47 . . . . .	1,976	1,947	1,909	1,661	1,525	1,500
P-51 . . . . .	2,139	2,112	2,038	2,003	1,987	1,953
P-61 . . . . .	190	218	211	203	196	194
P-80 . . . . .	593	595	592	584	583	583
P-82 . . . . .	24	27	26	26	31	57
P-84 . . . . .	89	141	174	201	211	259
P-86 . . . . .	-	-	-	-	2	2
2nd Line & Misc. . . . .	1,029	1,026	1,018	1,024	1,030	1,038
<u>Reconnaissance - Total</u> . . . . .	<u>655</u>	<u>655</u>	<u>651</u>	<u>651</u>	<u>649</u>	<u>640</u>
1st Line - Total . . . . .	<u>581</u>	<u>576</u>	<u>571</u>	<u>569</u>	<u>567</u>	<u>556</u>
F-9 (FB-17) . . . . .	74	74	74	74	74	74
FA-26 . . . . .	53	53	52	51	51	51
F-13 . . . . .	88	89	88	88	90	84
F-6 . . . . .	128	123	121	120	119	117
F-15 . . . . .	31	30	30	30	30	30
FP-80 . . . . .	138	137	136	136	135	134
OA-10 . . . . .	69	70	70	70	68	66
2nd Line & Misc. . . . .	74	79	80	82	82	84
<u>Special Research - Total</u> . . . . .	-	-	-	-	-	2
2nd Line & Misc. . . . .	-	-	-	-	-	2
<u>Transport - Total</u> . . . . .	<u>3,516</u>	<u>3,598</u>	<u>3,521</u>	<u>3,508</u>	<u>3,463</u>	<u>3,459</u>
C-97 . . . . .	7	7	7	8	8	8
C-74 . . . . .	12	12	12	12	12	12
C-54 . . . . .	477	477	463	463	462	462
Other Heavy & Med Transport . . . . .	1	1	1	1	1	3
C-45 . . . . .	659	650	644	636	607	598
C-46 . . . . .	395	495	473	471	472	489
C-47/53 . . . . .	1,698	1,683	1,648	1,635	1,623	1,571
C-82 . . . . .	159	165	169	175	181	186
Other Light Transport . . . . .	108	108	104	107	97	104
<u>Trainer - Total</u> . . . . .	<u>5,703</u>	<u>5,691</u>	<u>5,505</u>	<u>5,428</u>	<u>5,416</u>	<u>5,358</u>
Advanced . . . . .	4,621	4,609	4,480	4,403	4,391	4,357
Basic . . . . .	66	66	66	66	66	65
Primary . . . . .	1,016	1,016	959	959	959	936
<u>Communications - Total</u> . . . . .	<u>1,481</u>	<u>1,478</u>	<u>1,462</u>	<u>1,476</u>	<u>1,473</u>	<u>1,487</u>
Liaison . . . . .	1,353	1,351	1,339	1,354	1,342	1,348
Rotary Wing . . . . .	128	127	123	122	131	139

TABLE 20 -- AIRPLANES ON HAND IN THE USAF, BY TYPE AND PRINCIPAL MODEL: MONTHLY-1948  
Continued

(The data below exclude Air Reserve and GAP. Figures are as of end of month).

Type and Model	Jul	Aug	Sep	Oct	Nov	Dec
<u>Total</u> . . . . .	20,099	20,250	20,246	20,328	20,245	20,068
<u>Combat Airplanes - Total</u> . . . . .	9,170	9,153	9,215	9,175	9,118	9,031
<u>1st Line</u> . . . . .	4,530	4,588	4,643	4,680	4,714	4,792
2nd Line & Misc. . . . .	4,640	4,565	4,572	4,495	4,404	4,239
<u>Heavy Bomber - Total</u> . . . . .	11	15	20	21	25	39
<u>1st Line - Total</u> . . . . .	10	14	18	19	23	27
B-36 . . . . .	10	14	18	19	23	27
2nd Line & Misc. . . . .	1	1	2	2	2	2
<u>Medium Bomber - Total</u> . . . . .	2,043	2,056	2,070	2,073	2,088	2,136
<u>1st Line - Total</u> . . . . .	2,033	2,046	2,032	2,039	2,052	2,092
B-29 . . . . .	2,000	2,007	1,990	1,988	1,992	2,021
B-50 . . . . .	33	39	46	51	60	71
2nd Line & Misc. . . . .	10	10	34	34	36	44
<u>Light Bomber - Total</u> . . . . .	1,769	1,753	1,772	1,759	1,738	1,700
<u>1st Line - Total</u> . . . . .	1,090	1,088	1,093	1,076	1,061	1,045
B-45 . . . . .	6	8	12	17	14	18
B-26 . . . . .	1,084	1,080	1,081	1,067	1,047	1,027
2nd Line & Misc. . . . .	679	665	679	683	677	655
<u>Fighter - Total</u> . . . . .	4,588	4,582	4,608	4,579	4,539	4,425
<u>1st Line - Total</u> . . . . .	981	1,044	1,102	1,151	1,188	1,227
F-80 . . . . .	576	610	619	611	604	602
F-82 . . . . .	100	112	135	183	210	231
F-84 . . . . .	301	316	342	349	367	386
F-86 . . . . .	4	6	6	9	7	8
2nd Line & Misc. . . . .	3,607	3,538	3,506	3,428	3,351	3,198
<u>Reconnaissance - Total</u> . . . . .	658	649	644	646	629	630
<u>1st Line - Total</u> . . . . .	374	372	366	359	362	363
RC-54 . . . . .	-	-	-	1	1	1
RB-26 . . . . .	59	59	59	57	57	57
RB-29 . . . . .	137	136	136	138	137	138
RC-47 . . . . .	-	1	-	-	-	-
RF-80 . . . . .	134	133	131	130	126	126
A-10 . . . . .	44	43	40	43	41	41
2nd Line & Misc. . . . .	284	277	278	277	267	267
<u>Special Research - Total</u> . . . . .	2	2	2	2	2	2
2nd Line & Misc. . . . .	2	2	2	2	2	2
<u>Search and Rescue - Total</u> . . . . .	99	96	99	95	97	99
<u>1st Line - Total</u> . . . . .	42	21	28	26	28	28
SR-10 . . . . .	18	18	19	16	18	18
Other . . . . .	24	6	9	10	10	10
2nd Line & Misc. . . . .	57	72	71	69	69	71
<u>Transport - Total</u> . . . . .	3,452	3,669	3,659	3,750	3,748	3,712
C-97 . . . . .	8	8	8	8	8	9
C-74 . . . . .	12	12	12	12	12	12
C-54 . . . . .	459	460	459	458	459	453
Other Hq & Med Transport . . . . .	3	3	3	3	4	5
C-45 . . . . .	617	615	612	617	612	613
C-46 . . . . .	457	675	694	701	694	679
C-47/53 . . . . .	1,505	1,504	1,498	1,526	1,534	1,517
C-82 . . . . .	196	200	205	206	206	204
Other Light Transport . . . . .	195	192	208	219	219	220
<u>Trainer - Total</u> . . . . .	6,276	6,257	6,178	6,247	6,216	6,177
Advanced . . . . .	5,666	5,646	5,581	5,609	5,578	5,539
Basic . . . . .	65	65	65	65	65	65
Primary . . . . .	545	546	532	573	573	573
<u>Communications - Total</u> . . . . .	1,201	1,171	1,154	1,156	1,163	1,148
Liaison . . . . .	1,067	1,033	1,017	1,019	1,025	1,008
Helicopter . . . . .	134	138	137	137	138	140

TABLE 21.--AIRPLANES ON HAND IN CONTINENTAL US, BY TYPE AND PRINCIPAL MODEL: MONTHLY-1948

(The data below include Air Reserve and CAP. Figures are as of end of month).

Type and Model	Jan	Feb	Mar	Apr	May	Jun
<u>Total</u> . . . . .	<u>18,843</u>	<u>18,831</u>	<u>18,581</u>	<u>18,331</u>	<u>18,100</u>	<u>18,088</u>
<u>Combat Airplanes - Total</u> . . . . .	<u>10,269</u>	<u>10,263</u>	<u>10,178</u>	<u>10,008</u>	<u>9,772</u>	<u>9,788</u>
1st Line . . . . .	6,439	6,449	6,391	6,241	6,147	6,229
2nd Line & Misc. . . . .	3,830	3,814	3,787	3,767	3,625	3,559
<u>Heavy Bomber - Total</u> . . . . .	-	-	-	-	-	4
1st Line Total . . . . .	-	-	-	-	-	3
B-29 . . . . .	-	-	-	-	-	3
2nd Line and Misc. . . . .	-	-	-	-	-	1
<u>Medium Bomber - Total</u> . . . . .	<u>2,873</u>	<u>2,874</u>	<u>2,844</u>	<u>2,840</u>	<u>2,729</u>	<u>2,635</u>
1st Line Total . . . . .	2,020	2,016	1,988	1,975	1,978	1,964
B-29 . . . . .	2,014	2,004	1,970	1,956	1,955	1,938
B-50 . . . . .	6	12	18	19	23	26
2nd Line & Misc. . . . .	853	858	856	865	751	671
<u>Light Bomber - Total</u> . . . . .	<u>2,873</u>	<u>2,827</u>	<u>2,798</u>	<u>2,757</u>	<u>2,715</u>	<u>2,720</u>
1st Line - Total . . . . .	981	958	947	943	934	938
B-45 . . . . .	-	-	-	1	1	3
A-26 . . . . .	981	958	947	942	933	935
2nd Line & Misc. . . . .	1,892	1,869	1,851	1,814	1,781	1,782
<u>Fighter - Total</u> . . . . .	<u>4,094</u>	<u>4,136</u>	<u>4,118</u>	<u>3,993</u>	<u>3,915</u>	<u>4,022</u>
1st Line - Total . . . . .	3,066	3,111	3,101	2,970	2,886	2,985
P-47 . . . . .	989	990	954	915	900	894
P-51 . . . . .	1,459	1,446	1,442	1,369	1,324	1,331
P-61 . . . . .	107	107	107	100	94	92
P-80 . . . . .	398	401	398	359	324	350
P-82 . . . . .	24	27	26	26	31	57
P-84 . . . . .	89	140	174	201	211	259
P-86 . . . . .	-	-	-	-	2	2
2nd Line & Misc. . . . .	1,028	1,025	1,017	1,023	1,029	1,037
<u>Reconnaissance - Total</u> . . . . .	<u>429</u>	<u>426</u>	<u>418</u>	<u>418</u>	<u>413</u>	<u>405</u>
1st Line - Total . . . . .	372	364	355	353	349	339
F-9 (FB-17) . . . . .	27	27	26	26	26	26
FA-26 . . . . .	44	44	43	43	43	43
F-13 . . . . .	71	72	69	69	68	64
F-6 . . . . .	74	72	71	70	69	67
F-15 . . . . .	7	6	6	6	3	3
FP-80 . . . . .	107	101	100	100	100	99
QA-10 . . . . .	42	42	40	39	40	37
2nd Line & Misc. . . . .	57	62	63	65	64	66
<u>Special Research - Total</u> . . . . .	-	-	-	-	-	2
2nd Line & Misc. . . . .	-	-	-	-	-	2
<u>Transport - Total</u> . . . . .	<u>2,163</u>	<u>2,168</u>	<u>2,169</u>	<u>2,142</u>	<u>2,159</u>	<u>2,192</u>
C-97 . . . . .	7	7	7	8	8	8
C-74 . . . . .	12	12	12	12	12	11
C-54 . . . . .	313	317	311	306	301	291
Other Hvy. & Med Transport . . . . .	1	1	1	1	1	3
C-45 . . . . .	419	419	414	407	407	406
C-46 . . . . .	152	152	152	153	176	202
C-47/53 . . . . .	1,089	1,081	1,073	1,066	1,058	1,057
C-82 . . . . .	143	149	169	157	164	182
Other Light Transport . . . . .	27	30	30	32	32	32
<u>Trainer - Total</u> . . . . .	<u>5,419</u>	<u>5,394</u>	<u>5,228</u>	<u>5,154</u>	<u>5,143</u>	<u>5,088</u>
Advanced . . . . .	4,355	4,330	4,221	4,147	4,136	4,104
Basic . . . . .	62	62	62	62	62	62
Primary . . . . .	1,002	1,002	945	945	945	922
<u>Communications - Total</u> . . . . .	<u>992</u>	<u>1,006</u>	<u>1,006</u>	<u>1,027</u>	<u>1,026</u>	<u>1,020</u>
Liaison . . . . .	899	911	922	941	931	925
Rotary Wing . . . . .	93	92	84	83	92	95

TABLE 21 -- AIRPLANES ON HAND IN CONTINENTAL US, BY TYPE AND PRINCIPAL MODEL: MONTHLY-1948-Continued

(The data below exclude Air Reserve and CAP. Figures are as of end of month).

Type and Model	Jul	Aug	Sep	Oct	Nov	Dec
<b>Total</b> . . . . .	<u>15,833</u>	<u>16,057</u>	<u>16,077</u>	<u>16,133</u>	<u>16,015</u>	<u>15,975</u>
<b>Combat Airplanes - Total</b> . . . . .	<u>6,937</u>	<u>6,977</u>	<u>7,069</u>	<u>7,022</u>	<u>6,951</u>	<u>6,981</u>
1st Line . . . . .	3,790	3,859	3,890	3,888	3,885	4,028
2nd Line & Misc. . . . .	3,147	3,118	3,179	3,134	3,069	2,953
<b>Heavy Bomber Total</b> . . . . .	<u>11</u>	<u>15</u>	<u>20</u>	<u>21</u>	<u>25</u>	<u>39</u>
1st Line - Total . . . . .	<u>10</u>	<u>14</u>	<u>18</u>	<u>19</u>	<u>23</u>	<u>37</u>
B-36 . . . . .	10	14	18	19	23	37
2nd Line & Misc. . . . .	1	1	2	2	2	2
<b>Medium Bomber - Total</b> . . . . .	<u>1,862</u>	<u>1,882</u>	<u>1,894</u>	<u>1,891</u>	<u>1,872</u>	<u>1,980</u>
1st Line - Total . . . . .	<u>1,862</u>	<u>1,872</u>	<u>1,860</u>	<u>1,857</u>	<u>1,831</u>	<u>1,937</u>
B-29 . . . . .	1,819	1,833	1,814	1,806	1,780	1,869
B-50 . . . . .	33	39	46	51	54	68
2nd Line & Misc. . . . .	10	10	34	34	38	43
<b>Light Bomber - Total</b> . . . . .	<u>1,535</u>	<u>1,541</u>	<u>1,561</u>	<u>1,559</u>	<u>1,537</u>	<u>1,498</u>
1st Line - Total . . . . .	<u>913</u>	<u>918</u>	<u>913</u>	<u>929</u>	<u>915</u>	<u>897</u>
B-45 . . . . .	6	8	12	14	14	18
B-26 . . . . .	927	930	931	915	901	879
2nd Line & Misc. . . . .	602	603	648	630	622	601
<b>Fighter - Total</b> . . . . .	<u>3,114</u>	<u>3,129</u>	<u>3,186</u>	<u>3,150</u>	<u>3,120</u>	<u>3,056</u>
1st Line - Total . . . . .	<u>733</u>	<u>776</u>	<u>810</u>	<u>831</u>	<u>866</u>	<u>905</u>
F-80 . . . . .	328	342	327	303	300	298
F-82 . . . . .	100	112	135	171	193	214
F-84 . . . . .	301	316	342	349	366	385
F-86 . . . . .	4	6	6	8	7	8
2nd Line & Misc. . . . .	2,381	2,353	2,376	2,319	2,254	2,151
<b>Reconnaissance - Total</b> . . . . .	<u>381</u>	<u>376</u>	<u>375</u>	<u>369</u>	<u>363</u>	<u>368</u>
1st Line - Total . . . . .	<u>249</u>	<u>246</u>	<u>245</u>	<u>238</u>	<u>234</u>	<u>238</u>
RB-29 . . . . .	87	86	86	81	78	83
RB-26 . . . . .	43	43	43	41	41	41
RF-80 . . . . .	99	98	98	97	93	93
RC-54 . . . . .	-	-	-	1	1	1
RC-47 . . . . .	-	1	-	-	-	-
A-10 . . . . .	20	18	18	18	20	20
2nd Line & Misc. . . . .	132	130	130	131	130	130
<b>Special Research - Total</b> . . . . .	<u>2</u>	<u>2</u>	<u>2</u>	<u>2</u>	<u>2</u>	<u>2</u>
2nd Line - Total . . . . .	2	2	2	2	2	2
I-1 . . . . .	2	2	2	2	2	2
<b>Search and Rescue - Total</b> . . . . .	<u>32</u>	<u>32</u>	<u>31</u>	<u>30</u>	<u>35</u>	<u>38</u>
1st Line - Total . . . . .	<u>13</u>	<u>13</u>	<u>14</u>	<u>14</u>	<u>14</u>	<u>14</u>
SA-10 . . . . .	13	13	14	14	14	14
Other . . . . .	-	-	-	-	-	-
2nd Line & Misc. . . . .	19	19	17	16	21	24
<b>Transport - Total</b> . . . . .	<u>2,442</u>	<u>2,372</u>	<u>2,367</u>	<u>2,411</u>	<u>2,384</u>	<u>2,360</u>
C-97 . . . . .	8	8	8	8	8	9
C-74 . . . . .	12	12	12	12	12	12
C-54 . . . . .	252	234	213	239	220	194
Other Hq & Med Transport . . . . .	3	3	3	3	4	5
C-45 (DC-45) . . . . .	423	419	417	416	412	413
C-46 . . . . .	178	126	453	459	452	444
C-47/53 . . . . .	965	964	955	951	949	954
C-82 . . . . .	177	182	167	182	182	180
Other Light Transport . . . . .	124	124	139	141	145	149
<b>Trainer - Total</b> . . . . .	<u>5,961</u>	<u>5,939</u>	<u>5,876</u>	<u>5,945</u>	<u>5,916</u>	<u>5,878</u>
Advanced . . . . .	5,368	5,345	5,282	5,310	5,281	5,243
Basic . . . . .	62	62	62	62	62	62
Primary . . . . .	531	532	532	573	573	573
<b>Communications - Total</b> . . . . .	<u>793</u>	<u>769</u>	<u>765</u>	<u>755</u>	<u>761</u>	<u>756</u>
Liaison . . . . .	692	668	662	656	662	658
Helicopter . . . . .	101	101	103	99	99	98

TABLE 22.-- AIRPLANES ON HAND OVERSEAS, BY TYPE AND PRINCIPAL MODEL: MONTHLY 1948

Note.—The data below do not reflect changes for a particular month resulting from information becoming available subsequent to the reporting cut-off date for that month. Figures are as of end of month.

Type and Model	Jan	Feb	Mar	Apr	May	Jun
<u>Total</u> . . . . .	<u>4,894</u>	<u>4,855</u>	<u>4,662</u>	<u>4,537</u>	<u>4,402</u>	<u>4,287</u>
<u>Combat Airplanes - Total</u> . . . . .	<u>2,768</u>	<u>2,656</u>	<u>2,577</u>	<u>2,448</u>	<u>2,378</u>	<u>2,283</u>
1st Line . . . . .	2,435	2,424	2,349	2,227	2,164	2,073
2nd Line & Misc . . . . .	333	232	228	221	214	210
<u>Medium Bomber - Total</u> . . . . .	<u>81</u>	<u>84</u>	<u>113</u>	<u>132</u>	<u>129</u>	<u>126</u>
1st Line - Total . . . . .	81	83	112	131	128	125
B-29 . . . . .	81	83	112	131	128	125
2nd Line & Misc . . . . .	-	1	1	1	1	1
<u>Light Bomber - Total</u> . . . . .	<u>515</u>	<u>413</u>	<u>381</u>	<u>374</u>	<u>363</u>	<u>358</u>
1st Line - Total . . . . .	200	200	172	172	169	168
A-26 . . . . .	200	200	172	172	169	168
2nd Line & Misc . . . . .	315	213	209	202	194	190
<u>Fighter - Total</u> . . . . .	<u>1,946</u>	<u>1,930</u>	<u>1,850</u>	<u>1,709</u>	<u>1,650</u>	<u>1,564</u>
1st Line - Total . . . . .	1,945	1,929	1,849	1,708	1,649	1,563
P-47 . . . . .	987	957	955	746	625	606
P-51 . . . . .	680	666	596	634	663	622
P-61 . . . . .	83	111	134	103	102	102
P-80 . . . . .	195	194	194	225	259	233
P-84 . . . . .	-	1	-	-	-	-
2nd Line & Misc . . . . .	1	1	1	1	1	1
<u>Reconnaissance - Total</u> . . . . .	<u>226</u>	<u>229</u>	<u>233</u>	<u>233</u>	<u>236</u>	<u>235</u>
1st Line - Total . . . . .	209	212	216	216	218	217
F-9 (FB-17) . . . . .	47	47	48	48	48	48
FA-26 . . . . .	9	9	9	8	8	8
P-13 . . . . .	17	17	19	19	22	20
F-6 . . . . .	54	51	50	50	50	50
F-15 . . . . .	24	24	24	24	27	27
FP-80 . . . . .	31	36	36	36	35	35
OA-10 . . . . .	27	28	30	31	28	29
2nd Line & Misc . . . . .	17	17	17	17	18	18
<u>Transport - Total</u> . . . . .	<u>1,352</u>	<u>1,430</u>	<u>1,352</u>	<u>1,366</u>	<u>1,304</u>	<u>1,267</u>
C-74 . . . . .	-	-	-	-	-	1
C-54 . . . . .	164	160	152	157	161	171
C-45 . . . . .	240	231	230	229	200	192
C-46 . . . . .	243	343	321	318	296	288
C-47/53 . . . . .	609	602	575	569	565	550
C-82 . . . . .	16	16	-	18	17	4
Other Light Transport . . . . .	81	78	74	75	65	61
<u>Trainer - Total</u> . . . . .	<u>284</u>	<u>297</u>	<u>277</u>	<u>274</u>	<u>273</u>	<u>270</u>
Advanced . . . . .	266	279	259	256	255	253
Basic . . . . .	4	4	4	4	4	3
Primary . . . . .	14	14	14	14	14	14
<u>Communications - Total</u> . . . . .	<u>489</u>	<u>472</u>	<u>456</u>	<u>449</u>	<u>447</u>	<u>467</u>
Liaison . . . . .	454	437	417	410	408	423
Rotary Wing . . . . .	35	35	39	39	39	44

TABLE 22. --- AIRPLANES ON HAND OVERSEAS, BY TYPE AND PRINCIPAL MODEL: MONTHLY, 1948--Continued

Note:--The data below do not reflect changes for a particular month resulting from information becoming available subsequent to the reporting cut-off date for that month. Figures are as of end of month.

Type and Model	Jul	Aug	Sep	Oct	Nov	Dec
<b>Total</b> . . . . .	<u>4,266</u>	<u>4,193</u>	<u>4,169</u>	<u>4,195</u>	<u>4,230</u>	<u>4,093</u>
<b>Combat Airplanes - Total</b> . . . . .	<u>2,233</u>	<u>2,176</u>	<u>2,146</u>	<u>2,153</u>	<u>2,164</u>	<u>2,050</u>
1st Line . . . . .	710	729	753	792	829	764
2nd Line & Misc. . . . .	1,493	1,447	1,393	1,361	1,335	1,286
<b>Medium Bomber - Total</b> . . . . .	<u>181</u>	<u>174</u>	<u>176</u>	<u>182</u>	<u>218</u>	<u>156</u>
1st Line - Total . . . . .	181	174	176	182	218	155
B-29 . . . . .	181	174	176	182	212	152
B-50 . . . . .	-	-	-	-	6	3
2nd Line & Misc. . . . .	-	-	-	-	-	1
<b>Light Bomber - Total</b> . . . . .	<u>234</u>	<u>212</u>	<u>211</u>	<u>200</u>	<u>199</u>	<u>202</u>
1st Line - Total . . . . .	157	150	150	147	146	148
B-26 . . . . .	157	150	150	147	146	148
2nd Line & Misc. . . . .	77	62	61	53	53	54
<b>Fighter - Total</b> . . . . .	<u>1,474</u>	<u>1,453</u>	<u>1,422</u>	<u>1,429</u>	<u>1,419</u>	<u>1,369</u>
1st Line - Total . . . . .	248	268	292	320	322	322
F-80 . . . . .	248	268	292	308	304	304
F-82 . . . . .	-	-	-	12	17	17
F-84 . . . . .	-	-	-	-	1	1
2nd Line & Misc. . . . .	1,226	1,185	1,130	1,109	1,097	1,047
<b>Reconnaissance - Total</b> . . . . .	<u>277</u>	<u>273</u>	<u>269</u>	<u>277</u>	<u>266</u>	<u>262</u>
1st Line Total . . . . .	125	126	121	131	129	125
RB-29 . . . . .	50	50	50	57	59	55
RB-26 . . . . .	16	16	16	16	16	16
RF-80 . . . . .	35	35	33	33	33	33
A-10 . . . . .	24	25	22	25	21	21
2nd Line & Misc. . . . .	152	147	148	146	137	137
<b>Search and Rescue - Total</b> . . . . .	<u>67</u>	<u>64</u>	<u>68</u>	<u>65</u>	<u>62</u>	<u>61</u>
1st Line - Total . . . . .	29	33	44	42	44	44
SA-10 . . . . .	5	5	5	2	4	4
Other . . . . .	24	8	9	10	10	10
2nd Line & Misc. . . . .	38	31	24	23	18	17
<b>Transport - Total</b> . . . . .	<u>1,310</u>	<u>1,297</u>	<u>1,332</u>	<u>1,339</u>	<u>1,364</u>	<u>1,352</u>
C-54 . . . . .	207	226	246	219	239	259
Other Hq & Med Transp. . . . .	-	-	-	-	-	-
C-45 . . . . .	194	196	195	201	200	200
C-46 . . . . .	279	249	241	242	242	235
C-47/53 . . . . .	550	540	543	575	585	563
C-82 . . . . .	19	18	38	24	24	24
Other Light Transp . . . . .	61	68	69	78	74	71
<b>Trainer - Total</b> . . . . .	<u>315</u>	<u>318</u>	<u>302</u>	<u>302</u>	<u>300</u>	<u>299</u>
Advanced . . . . .	298	301	299	299	297	296
Basic . . . . .	3	3	3	3	3	3
Primary . . . . .	14	14	-	-	-	-
<b>Communications - Total</b> . . . . .	<u>408</u>	<u>402</u>	<u>389</u>	<u>401</u>	<u>402</u>	<u>392</u>
Liaison . . . . .	375	365	355	363	363	350
Helicopter . . . . .	33	37	34	38	39	42



TABLE 23 --- AIRPLANES ON HAND IN THE USAF ACCOUNTABLE INVENTORY, BY TYPE

Line No.	Type and Model	Airplanes On Hand 31 Dec 47	Gains				
			Pro- duction	Oper- ational a/	Class OIZ	Air National Guard	United States Army
1	<u>Total</u> . . . . .	<u>23,814</u>	<u>412</u>	<u>239</u>	<u>21</u>	<u>17</u>	<u>136</u>
2	<u>Bomber - Total</u> . . . . .	<u>6,404</u>	<u>32</u>	<u>40</u>	<u>3</u>	<u>10</u>	-
3	B-36 . . . . .	-	4	-	-	-	-
4	B-29 . . . . .	2,969	-	27	2	-	-
5	B-50 . . . . .	3	23	-	-	-	-
6	B-17 . . . . .	570	-	10	-	-	-
7	B-25 . . . . .	1,375	-	2	1	-	-
8	B-45 . . . . .	-	3	-	-	-	-
9	A-26 . . . . .	1,463	-	1	-	10	-
10	Other . . . . .	24	2	-	-	-	-
11	<u>Fighter - Total</u> . . . . .	<u>6,053</u>	<u>289</u>	<u>60</u>	<u>13</u>	<u>3</u>	-
12	F-47 . . . . .	2,431	-	14	-	2	-
13	P-51 . . . . .	2,359	-	17	10	1	-
14	P-61 . . . . .	214	-	28	-	-	-
15	P-80 . . . . .	635	35	1	3	-	-
16	P-82 . . . . .	25	39	-	-	-	-
17	P-84 . . . . .	75	212	-	-	-	-
18	P-86 . . . . .	-	2	-	-	-	-
19	Other . . . . .	314	1	-	-	-	-
20	<u>Reconnaissance - Total</u> . . . . .	<u>661</u>	<u>1</u>	<u>3</u>	-	-	-
21	F-9 (FB-17) . . . . .	74	-	-	-	-	-
22	FA-26 . . . . .	52	-	-	-	-	-
23	F-13 . . . . .	96	-	2	-	-	-
24	F-6 . . . . .	146	-	-	-	-	-
25	F-15 . . . . .	31	-	-	-	-	-
26	FP-80 . . . . .	140	-	-	-	-	-
27	OA-10 . . . . .	68	-	1	-	-	-
28	Other . . . . .	54	1	-	-	-	-
29	<u>Special Research - Total</u> . . . . .	-	<u>2</u>	-	-	-	-
30	XS-1 . . . . .	-	2	-	-	-	-
31	<u>Transport - Total</u> . . . . .	<u>3,536</u>	<u>38</u>	<u>125</u>	<u>1</u>	<u>1</u>	-
32	C-97 . . . . .	7	1	-	-	-	-
33	C-74 . . . . .	12	-	-	-	-	-
34	C-54 . . . . .	477	-	1	-	-	-
35	Other Hw & Med Transport . . . . .	1	2	-	-	-	-
36	C-45 . . . . .	663	-	3	-	-	-
37	C-46 . . . . .	396	-	118	1	1	-
38	C-47/53 . . . . .	1,715	-	2	-	-	-
39	C-82 . . . . .	153	35	1	-	-	-
40	Other Light Transport . . . . .	112	-	-	-	-	-
41	<u>Trainer - Total</u> . . . . .	<u>5,714</u>	-	<u>3</u>	-	<u>3</u>	-
42	Advanced . . . . .	4,631	-	3	-	3	-
43	Basic & Primary . . . . .	1,083	-	-	-	-	-
44	<u>Communications - Total</u> . . . . .	<u>1,446</u>	<u>50</u>	<u>8</u>	<u>4</u>	-	<u>136</u>
45	Liaison . . . . .	1,318	38	6	4	-	128
46	Rotary Wing . . . . .	128	12	2	-	-	8

a/ Includes salvage.

b/ Includes gains or losses from or to other non-USAF agencies and various other inventory adjustments.

AND PRINCIPAL MODEL, SHOWING GAINS AND LOSSES: 31 DEC 1947 TO 30 JUNE 1948

Gains (Contd)	Losses						Airplanes On Hand 30 Jun 1948.	Line No.
	Miscel- laneous b/	Oper- ational a/	Air National Guard	WAA PIC	United States Army	Class CIZ		
<u>4,602</u>	<u>1,282</u>	<u>159</u>	<u>292</u>	<u>52</u>	<u>66</u>	<u>5,011</u>	<u>22,375</u>	1
<u>1031</u>	<u>520</u>	<u>52</u>	<u>33</u>	-	<u>2</u>	<u>1,062</u>	<u>5,842</u>	2
-	-	-	-	-	-	-	4	3
51	260	-	-	-	4	50	2,735	4
-	-	-	-	-	-	-	26	5
402	206	-	-	-	-	404	372	6
548	21	-	33	-	5	548	1,319	7
-	-	-	-	-	-	-	3	8
19	29	53	-	-	-	48	1,363	9
11	4	-	-	-	-	12	21	10
<u>284</u>	<u>354</u>	<u>24</u>	<u>112</u>	<u>10</u>	<u>19</u>	<u>527</u>	<u>5,586</u>	11
171	193	75	3	10	2	411	1,924	12
27	87	19	109	-	8	28	2,163	13
65	36	-	-	-	1	65	205	14
14	25	-	-	-	6	14	643	15
-	3	-	-	-	-	1	60	16
2	10	-	-	-	2	2	275	17
-	-	-	-	-	-	-	2	18
5	-	-	-	-	-	6	314	19
<u>132</u>	<u>26</u>	-	<u>1</u>	-	-	<u>130</u>	<u>640</u>	20
46	-	-	-	-	-	46	74	21
1	1	-	-	-	-	1	51	22
2	10	-	-	-	-	3	87	23
25	5	-	-	-	-	25	141	24
1	-	-	-	-	-	1	31	25
1	5	-	-	-	-	1	135	26
10	4	-	1	-	-	8	66	27
46	1	-	-	-	-	45	55	28
-	-	-	-	-	-	-	2	29
-	-	-	-	-	-	-	2	30
<u>226</u>	<u>177</u>	<u>7</u>	<u>117</u>	<u>1</u>	<u>4</u>	<u>162</u>	<u>3,459</u>	31
-	-	-	-	-	-	-	8	32
-	-	-	-	-	-	-	12	33
-	16	-	-	-	-	-	462	34
-	-	-	-	-	-	-	3	35
8	24	-	41	-	-	11	598	36
74	78	-	19	-	1	2	490	37
37	51	7	35	-	2	52	1,607	38
-	2	-	-	-	1	-	186	39
107	6	-	22	1	-	97	93	40
<u>2,344</u>	<u>121</u>	<u>5</u>	<u>2</u>	<u>31</u>	-	<u>2,547</u>	<u>5,358</u>	41
1,262	70	5	2	-	-	1,465	4,357	42
1,082	51	-	-	31	-	1,082	1,001	43
<u>585</u>	<u>84</u>	-	<u>27</u>	<u>11</u>	<u>34</u>	<u>586</u>	<u>1,487</u>	44
582	74	-	27	11	34	582	1,348	45
3	10	-	-	-	-	4	139	46

TABLE 24. -- AIRPLANES ON HAND IN THE USAF ACCOUNTABLE INVENTORY, BY TYPE AND

Line No.	Type and Model	Airplanes On Hand 30 Jun 48	Gains				
			Pro- duction	Oper- ational <sup>a/</sup>	Class OIZ	Air National Guard	United States Army
1	<u>Total</u>	<u>22,375</u>	<u>599</u>	<u>19</u>	<u>11</u>	<u>7</u>	<u>29</u>
2	<u>Bomber - Total</u>	<u>5,843</u>	<u>107</u>	<u>2</u>	<u>2</u>	<u>2</u>	-
3	B-36	4	35	-	-	-	-
4	B-29	2,735	-	1	2	-	-
5	B-50	26	47	-	-	-	-
6	B-35	-	2	-	-	-	-
7	B-17	372	-	1	-	-	-
8	B-25	1,319	-	-	-	-	-
9	B-45	3	20	-	-	-	-
10	B-26	1,363	-	-	-	2	-
11	Other	21	3	-	-	-	-
12	<u>Fighter - Total</u>	<u>5,586</u>	<u>425</u>	<u>6</u>	<u>1</u>	<u>1</u>	-
13	F-47	1,924	-	1	-	1	-
14	F-51	2,163	-	-	-	-	-
15	F-61	205	-	1	-	-	-
16	F-80	643	78	1	1	-	-
17	F-82	60	189	1	-	-	-
18	F-84	275	146	2	-	-	-
19	F-86	2	11	-	-	-	-
20	Other	314	1	-	-	-	-
21	<u>Reconnaissance - Total</u>	<u>574</u>	<u>2</u>	-	-	<u>1</u>	-
22	RB-17	74	-	-	-	-	-
23	RB-26	51	-	-	-	-	-
24	RB-29	87	-	-	-	-	-
25	RB-51	141	-	-	-	-	-
26	RB-61	31	-	-	-	-	-
27	RB-80	135	-	-	-	1	-
28	Other	55	2	-	-	-	-
29	<u>Search &amp; Rescue - Total</u>	-	-	-	-	-	-
30	SA-10	-	-	-	-	-	-
31	Other	-	-	-	-	-	-
32	<u>Combat Amphibian - Total</u>	<u>66</u>	-	-	-	-	-
33	A-10	66	-	-	-	-	-
34	Other	-	-	-	-	-	-
35	<u>Special Research - Total</u>	<u>2</u>	-	-	-	-	-
36	X-1	2	-	-	-	-	-
37	<u>Transport - Total</u>	<u>3,459</u>	<u>25</u>	<u>7</u>	<u>3</u>	-	<u>6</u>
38	C-97	8	1	-	-	-	-
39	C-74	12	-	-	-	-	-
40	C-54	462	-	4	2	-	-
41	Other Heavy & Medium Transport	3	2	-	-	-	-
42	C-45	598	-	-	-	-	-
43	C-46	490	-	2	-	-	-
44	C-47/53	1,607	-	1	1	-	6
45	C-82	186	22	-	-	-	-
46	Other Light Transport	93	-	-	-	-	-
47	<u>Trainer - Total</u>	<u>5,358</u>	<u>20</u>	<u>3</u>	<u>1</u>	<u>3</u>	-
48	Advanced	4,357	20	3	1	3	-
49	Basic & Primary	1,001	-	-	-	-	-
50	<u>Communications - Total</u>	<u>1,487</u>	<u>20</u>	<u>1</u>	<u>4</u>	-	<u>23</u>
51	Liaison	1,348	2	1	4	-	19
52	Helicopter	139	18	-	-	-	4

<sup>a/</sup> Includes salvage.

<sup>b/</sup> Includes gains or losses from or to other non-USAF agencies and various other inventory adjustments.

## PRINCIPAL MODEL, SHOWING GAINS AND LOSSES: 30 JUNE 1948 TO 31 DEC 1948

Gains (Contd)	Losses						Airplanes On Hand 31 Dec 48	Line No.
	Miscellaneous b/	Operational a/	Air National Guard	WAA FLC	United States Army	Class OIZ		
9,326	802	98	244	28	24	2,355	21,905	1
189	81	1	-	-	4	2,142	3,917	2
1	-	-	-	-	-	1	39	3
114	50	-	-	-	2	742	2,058	4
2	-	-	-	-	-	2	73	5
-	-	-	-	-	-	-	2	6
30	16	-	-	-	1	231	155	7
14	2	-	-	-	-	856	475	8
-	1	-	-	-	1	-	21	9
28	7	1	-	-	-	301	1,084	10
-	5	-	-	-	-	9	10	11
284	288	95	194	-	8	1,293	4,425	12
5	84	16	95	-	-	427	1,309	13
23	45	79	99	-	2	248	1,713	14
199	84	-	-	-	-	205	116	15
25	35	-	-	-	2	78	633	16
9	8	-	-	-	-	9	242	17
16	28	-	-	-	1	16	394	18
-	-	-	-	-	2	1	10	19
7	4	-	-	-	1	309	8	20
368	19	1	8	-	1	328	588	21
8	3	-	-	-	-	5	74	22
61	-	-	-	-	-	53	59	23
143	-	-	-	-	-	91	139	24
121	5	-	8	-	1	144	104	25
31	2	-	-	-	-	31	29	26
-	8	1	-	-	-	-	127	27
4	1	-	-	-	-	4	56	28
142	5	-	-	-	-	38	99	29
22	1	-	-	-	-	3	18	30
120	4	-	-	-	-	35	81	31
69	5	-	-	-	-	88	42	32
69	5	-	-	-	-	88	42	33
-	-	-	-	-	-	-	-	34
-	-	-	-	-	-	-	2	35
-	-	-	-	-	-	-	2	36
687	173	-	26	-	-	270	3,718	37
-	-	-	-	-	-	-	9	38
-	-	-	-	-	-	-	12	39
14	13	-	-	-	-	16	453	40
-	-	-	-	-	-	-	5	41
41	16	-	-	-	-	10	613	42
286	83	-	7	-	-	3	685	43
129	40	-	18	-	-	169	1,517	44
4	4	-	-	-	-	4	204	45
213	17	-	1	-	-	68	220	46
7,243	118	-	15	1	2	4,726	7,766	47
7,059	118	-	1	1	2	4,580	6,741	48
184	-	-	14	-	-	146	1,025	49
344	113	1	1	37	9	370	1,348	50
194	95	1	1	37	8	218	1,208	51
150	18	-	-	-	1	152	140	52

TABLE 25 -- CUMULATIVE AGE DISTRIBUTION OF THE USAF AIRPLANE INVENTORY: AS OF 30 NOVEMBER 1948

Age in Months Less than	Bomber			Fighter			Transport			Trainer	All Others
	Heavy	Medium	Light	Jet	Pen. & Intcp.	All Weather	Heavy	Medium	Light		
6	24	41	15	237	67	107	-	2	23	14	20
12	25	63	16	437	91	108	1	3	63	14	104
18		65	19	658	95	108	5	4	102	14	170
24		65	20	685	95	108	15	4	144	14	253
30		65	21	819	95	108	18	4	181	27	354
36		86	22	925	112	113	19	6	215	57	380
42		939	378	1,010	1,467	141	20	256	725	856	740
48		1,896	1,503	1,015	3,056	202		460	1,514	2,408	1,315
54		2,090	1,710		3,262	248		460	2,613	3,790	1,484
60			1,733		3,269	251		462	3,054	4,590	1,618
66			1,735		3,271			462	3,215	5,262	1,773
72			1,736		3,272			463	3,258	5,712	1,855
78					3,273				3,263	6,011	1,874
84									3,264	6,116	1,890
90										6,192	1,890
96										6,214	1,890
102										6,215	1,890
108										6,215	1,891
114										6,216	
120									3,265		

TABLE 26.-- AIRPLANES ON HAND IN USAF DURING 1948; ACTIVE AND INACTIVE

Notes:-- Inactive airplanes include storage and excess airplanes for period, Jan-Jun and also aircraft on bailment contract, those on loan to non-USAF agencies, and "I" prefixed models for period, Jul-Dec. In addition, data for Jan-Jun include Air Reserve and Civil Air Patrol.

End of Month	Total USAF				Continental US				Overseas			
	Total	Active	Inactive		Total	Active	Inactive		Total	Active	Inactive	
			Storage	Other			Storage	Other			Storage	Other
<u>1948</u>												
Jan	23,737	11,393	10,945	1,399	18,843	8,442	9,894	507	4,894	2,951	1,051	892
Feb	23,686	11,577	10,686	1,423	18,831	8,496	9,811	524	4,855	3,081	875	899
Mar	23,243	11,660	10,564	1,019	18,581	8,593	9,710	278	4,662	3,067	854	741
Apr	22,868	11,766	10,277	825	18,331	8,662	9,510	159	4,537	3,104	767	666
May	22,502	11,831	9,966	705	18,100	8,654	9,315	131	4,402	3,177	651	574
Jun	22,375	11,856	9,855	664	18,088	8,723	9,224	141	4,287	3,133	631	523
Jul	20,099	9,838	9,265	996	15,833	6,629	8,676	528	4,266	3,209	589	468
Aug	20,250	9,787	9,328	1,335	16,057	6,722	8,777	558	4,193	3,065	551	577
Sep	20,246	9,763	9,283	1,200	16,077	6,742	8,737	598	4,169	3,021	546	602
Oct	20,328	9,784	9,277	1,267	16,133	6,749	8,736	648	4,195	3,035	541	619
Nov	20,245	9,813	9,271	1,161	16,015	6,691	8,769	555	4,230	3,122	502	606
Dec	20,068	9,692	9,090	1,286	15,975	6,701	8,734	540	4,093	2,991	356	746

TABLE 27 -- VALUE OF AIRCRAFT PARTS IN INVENTORY AND ON-ORDER, BY PROPERTY CLASSIFICATION AND AIRPLANE MANUFACTURER OR MAJOR COMPONENT INVOLVED: AS OF JAN 1948 AND JAN 1949

Note: Inventory figures include both active and inactive materials held for possible diversion to Foreign Aid Programs. Values of on-order materials include both initial spares and replenishment for aircraft already in service.

Property Class	Manufacturer or Major Component	Jan 1948 Value Inv.	Jan 1949 Value Inv.	Jan. 1948 Value On Order	Jan 1949 Value On Order
	<b>Total</b> . . . . .	<b>\$1,392,941,336</b>	<b>\$1,264,955,388</b>	<b>\$132,032,923</b>	<b>\$227,137,473</b>
	<b>Airframe Parts - Total</b> . . . . .	<b>221,726,340</b>	<b>219,283,975</b>	<b>52,812,341</b>	<b>56,731,766</b>
01-B	Consolidated . . . . .	8,309,711	8,793,565	1,171,057	3,377,655
01-C	Curtiss . . . . .	21,493,982	20,000,000	124,008	9,326
01-D	Douglas . . . . .	48,620,555	43,209,438	12,304,606	10,618,733
01-E	Northrop . . . . .	1,523,609	1,611,804	271,688	1,800,000
01-F	Boeing . . . . .	59,467,713	60,500,000	17,872,651	15,002,937
01-G	Misc. . . . .	2,219,419	1,198,300	962,486	753,195
01-H	Beech . . . . .	8,415,044	5,729,170	3,397,597	319,621
01-J	McCulloch . . . . .	4,817,674	2,814,150	0	0
01-L	Lockheed . . . . .	5,021,261	5,490,946	2,733,068	919,319
01-M	North American . . . . .	37,607,018	43,607,018	9,993,232	11,993,232
01-N	Republic . . . . .	22,284,161	22,545,318	3,048,444	11,050,000
01-K	Fairchild . . . . .	1,238,133	2,816,966	637,372	1,287,408
01-J	Bell . . . . .	742,575	702,563	149,783	180,490
01-G	Piper, Aerona, Taylor . . . . .	615,552	264,737	146,349	19,850
	<b>Components &amp; Related Spare Parts-Total</b>	<b>1,171,214,996</b>	<b>1,045,671,413</b>	<b>79,220,582</b>	<b>170,405,707</b>
02-B	Auxiliary Aircraft Engines . . . . .	7,510,507	6,953,000	0	255,000
02-C	Spare parts for Continental Engines . . . . .	8,817,017	8,973,000	39,387	120,000
02-D	Spare parts for Wright Engines . . . . .	134,667,463	132,543,000	2,789,080	9,752,000
02-E	Spare parts for Lycoming Engines . . . . .	8,856,026	8,833,000	119,313	500
02-H	Spare parts for Pratt & Whitney . . . . .	119,452,479	115,450,000	8,656,605	12,344,000
02-I	Spare parts for Allison Engines . . . . .	11,828,961	11,661,000	238,073	101,000
02-J	Spare parts for Packard Engines . . . . .	20,590,492	18,736,000	291,605	519,000
02-F	Spare parts for Franklin Engines . . . . .	742,575	710,000	157,098	25,000
02-Q	Spare parts for Jet Engines . . . . .	10,830,769	15,830,000	16,198,549	43,120,000
03-A	Propellers and Related Parts . . . . .	105,084,230	97,100,000	4,860,194	10,115,000
03-B	Wheels and Brakes Parts . . . . .	21,925,313	23,700,000	7,440,349	8,250,000
03-C	Aircraft Electrical Equipment . . . . .	131,732,831	101,225,000	5,440,477	9,185,000
03-D	Carburetors . . . . .	34,003,297	36,400,000	2,788,534	11,750,000
03-E	Superchargers . . . . .	19,711,888	21,435,000	1,564,377	2,157,000
03-F	Misc. Aircraft Accessories . . . . .	19,218,440	26,650,000	3,054,227	7,500,000
03-G	Hydraulic Struts . . . . .	20,299,322	16,375,000	2,015,476	6,560,000
03-H	Ignition Systems . . . . .	68,604,432	61,600,000	6,132,217	4,937,000
03-I	Hydraulic, Fuel; Vacuum Systems . . . . .	70,206,582	53,400,000	4,557,353	7,100,000
03-J	Aircraft Engine Accessories . . . . .	10,041,522	9,800,000	1,393,247	2,900,000
03-K	Breathing Oxygen Equipment . . . . .	14,939,895	13,200,000	156,158	150,000
03-L	Auxiliary Tanks . . . . .	a/	1,200,000	a/	6,950,000
03-M	Transmission Systems . . . . .	1,069,299	2,120,000	3,254,623	1,800,000
04-A	Aircraft Hardware . . . . .	28,735,175	24,640,000	2,536,183	4,811,700
04-B	Rubber Mat. (Tubs & Casings Exc). . . . .	3,654,295	1,975,420	1,167,226	5,128,828
04-C	Tubes and Casings . . . . .	18,944,549	17,731,712	1,832,637	2,305,963
05-A	Navigation Instruments . . . . .	19,117,664	10,675,000	14,428	325,000
05-C	Flight Instruments . . . . .	54,129,216	42,285,000	157,385	3,015,000
05-D	Engine Instruments . . . . .	14,823,820	13,300,000	212,098	1,800,000
05-E	Instruments Maintenance Parts . . . . .	8,551,984	6,750,000	240,539	1,350,000
05-F	Auto-Pilots and Gyros . . . . .	21,572,956	17,350,000	820,938	3,500,000
05-G	Miscellaneous Instruments . . . . .	7,702,283	5,550,000	397,295	1,450,000
11-A	Bombing Equipment . . . . .	83,295,526	64,177,070	106,919	875,564
11-B	Gunnery Equipment . . . . .	11,839,323	7,827,924	368,960	51,625
11-D	Local Fire Control . . . . .	2,162,901	2,100,000	0	0
11-E	Central Fire Control . . . . .	49,862,114	40,500,000	128,417	271,527
11-F	Guided Missiles . . . . .	6,669,850	6,915,227	0	0

a/ Class 03-1 January 1948 values not available as items were procured for specific requirements and no stocks were maintained for support.

Source: Office of Director of Maintenance, Supply and Services - Supply Division - DCS/M.

TABLE 28.--AIRPLANE LOSSES IN CONTINENTAL US AND OVERSEAS, BY TYPE OF AIRPLANE: MONTHLY, 1948

(Figures in parentheses indicate the excess of gains from salvage over losses)

Type of Airplane	Total	Jan	Feb	Mar	Apr	May	Jun	Jul	Aug	Sep	Oct	Nov	Dec
<u>Total USAF</u> . . . . .	<u>1,868</u>	<u>140</u>	<u>42</u>	<u>198</u>	<u>180</u>	<u>295</u>	<u>224</u>	<u>245</u>	<u>170</u>	<u>100</u>	<u>71</u>	<u>90</u>	<u>113</u>
Very Heavy Bomber . . .	-	-	-	-	-	-	-	-	-	-	-	-	-
Heavy Bomber . . . . .	-	-	-	-	-	-	-	-	-	-	-	-	-
Medium Bomber . . . . .	286	22	2	7	(14)	119	100	33	4	3	6	2	2
Light Bomber . . . . .	282	21	109	19	49	45	7	6	6	4	5	9	2
Fighter . . . . .	550	55	1	16	81	83	25	72	67	35	31	30	54
Other . . . . .	750	42	(70)	156	64	48	92	134	93	58	29	49	55
<u>Total Continental US</u> . . . .	<u>1,106</u>	<u>42</u>	<u>38</u>	<u>102</u>	<u>128</u>	<u>198</u>	<u>174</u>	<u>133</u>	<u>84</u>	<u>47</u>	<u>52</u>	<u>59</u>	<u>50</u>
Very Heavy Bomber . . . . .	-	-	-	-	-	-	-	-	-	-	-	-	-
Heavy Bomber . . . . .	-	-	-	-	-	-	-	-	-	-	-	-	-
Medium Bomber . . . . .	257	4	5	7	2	116	90	27	3	(1)	-	2	2
Light Bomber . . . . .	117	6	7	7	44	40	4	-	1	2	3	2	1
Fighter . . . . .	208	10	13	(16)	32	13	11	34	24	17	23	23	24
Other . . . . .	524	22	13	104	50	22	69	72	56	29	25	32	23
<u>Total Overseas</u> . . . . .	<u>762</u>	<u>98</u>	<u>4</u>	<u>96</u>	<u>52</u>	<u>97</u>	<u>50</u>	<u>112</u>	<u>86</u>	<u>53</u>	<u>20</u>	<u>31</u>	<u>63</u>
Very Heavy Bomber . . . . .	-	-	-	-	-	-	-	-	-	-	-	-	-
Heavy Bomber . . . . .	-	-	-	-	-	-	-	-	-	-	-	-	-
Medium Bomber . . . . .	29	18	(3)	-	(16)	3	10	6	1	4	6	-	-
Light Bomber . . . . .	165	15	102	12	5	5	3	6	5	2	2	7	1
Fighter . . . . .	342	45	(12)	32	49	70	14	38	43	18	8	7	30
Other . . . . .	226	20	(83)	52	14	19	23	62	37	29	4	17	32



TABLE 29 .-- AIRCRAFT IN STORAGE AT AIR MATERIEL COMMAND INSTALLATIONS, IN CONTINENTAL US, BY TYPE OF AIRPLANE: MONTHLY-1948

End of Month	Total	Medium Bomber <sup>a/</sup>	Light Bomber <sup>a/</sup>	Fighter	Cargo	Trainer	Misc. Types <sup>b/</sup>	Glider, Target
Jan . . . . .	10,246	2,417	1,462	2,533	365	2,507	457	505
Feb . . . . .	10,165	2,413	1,527	2,567	356	2,353	450	499
Mar . . . . .	10,045	2,389	1,547	2,592	370	2,224	432	491
Apr . . . . .	9,869	2,285	1,526	2,537	386	2,211	433	491
May . . . . .	9,641	2,053	1,479	2,559	381	2,257	421	491
Jun . . . . .	9,529	1,908	1,479	2,556	400	2,272	423	491
Jul . . . . .	9,437	1,818	1,585	2,543	360	2,262	425	444
Aug . . . . .	9,384	1,801	1,424	2,547	591	2,177	399	445
Sep . . . . .	9,285	1,796	1,412	2,546	575	2,118	393	445
Oct . . . . .	9,194	1,788	1,389	2,531	557	2,096	388	445
Nov . . . . .	9,076	1,782	1,337	2,509	550	2,060	393	445
Dec . . . . .	9,062	1,772	1,317	2,529	520	2,145	409	370

<sup>a/</sup> Medium Bombers - B-29; Light Bombers - A-26 (as of 1 Jul 48, A-26 became B-26), B-25, and B-17.

<sup>b/</sup> Includes Liaison, Rotary Wing and Amphibious Planes.

Source: Cost Control and Analysis Office, Comptroller's Department, Hq., Air Materiel Command.

TABLE 30.--USAF OWNED OR LEASED BULK PETROLEUM STORAGE CAPACITY, BY AREA AND PRODUCT:  
3RD AND 4TH QUARTER-1948

(In thousands of barrels. Excluding tanks with less than 500 barrel capacity)

THIRD QUARTER

Area and Product	Total	In Use	Not in Use	Re-parable (Not in use)	Abandoned (Not Re-parable)	Area and Product	Total	In Use	Not in Use	Re-parable (Not in use)	Abandoned (Not Re-parable)
<b>WORLD-Total</b>	2107	1662	355	52	58	<b>CARIB (contd)</b>					
Avgas	1490	1133	303	40	14	Mogas	29	25	4	-	-
Jet Fuel	73	73	-	-	-	Diesel	33	31	1	1	-
Mogas	125	110	5	10	0	Other	5	4	-	1	-
Diesel	352	325	3	1	23	<b>EUCOM</b>	7	7	-	-	-
Fuel Oil	17	17	-	-	-	Avgas	7	7	-	-	-
Other	5	4	-	1	-	<b>CINCAL</b>	731	654	41	10	26
Empty	45	-	44	-	1	Avgas	431	389	39	-	3
<b>OFF-SHORE-Total</b>	2049	1608	351	52	38	Mogas	55	45	-	10	-
Avgas	1438	1081	303	40	14	Diesel	245	220	2	0	23
Jet Fuel	73	73	-	-	-	<b>CINCPAC</b>	173	116	33	22	2
Mogas	125	110	5	10	-	Avgas	168	113	32	22	1
Diesel	352	325	3	1	23	Mogas	2	1	1	-	-
Fuel Oil	15	15	-	-	-	Diesel	2	2	-	-	-
Other	5	4	-	1	-	Empty	1	-	-	-	1
Empty	41	0	40	-	1	<b>ON-SHORE-Total</b>	38	54	4	-	-
<b>CINCFE</b>	398	255	142	-	1	Avgas	52	52	-	-	-
Avgas	280	177	102	-	1	Fuel Oil	2	2	-	-	-
Jet Fuel	61	61	-	-	-	Empty	4	-	4	-	-
Mogas	13	13	-	-	-	<b>EAST COAST</b>	32	28	4	-	-
Diesel	4	4	-	-	-	Avgas	26	26	-	-	-
Empty	40	-	40	-	-	Fuel Oil	2	2	-	-	-
<b>NORLANT</b>	232	231	-	-	1	Empty	4	-	4	-	-
Avgas	111	110	-	-	1	<b>IULAND</b>	2	2	-	-	-
Jet Fuel	12	12	-	-	-	Avgas	2	2	-	-	-
Mogas	26	26	-	-	-	<b>GULF COAST</b>	24	24	-	-	-
Diesel	68	68	-	-	-	Avgas	24	24	-	-	-
Fuel Oil	15	15	-	-	-						
Empty	-	-	-	-	-						
<b>CARIB</b>	508	345	135	20	8						
Avgas	441	285	130	18	8						

FOURTH QUARTER


Area and Product	Total	In Use	Not in Use	Repair-able (not in use)	Abandoned (Not re-parable)	Area and Product	Total	In Use	Not in Use	Repair-able (Not in use)	Abandoned (Not re-parable)
<b>WORLD-Total</b>	3222	2403	512	80	227	<b>CARIB</b>	879	524	140	46	169
Avgas	2047	1452	369	51	175	Avgas	747	426	135	18	168
Jet Fuel	185	185	-	-	-	Jet Fuel	36	36	-	-	-
Mogas	190	177	13	-	-	Mogas	29	25	4	-	-
Diesel	578	486	66	1	25	Diesel	34	32	1	1	-
Fuel Oil	46	46	-	-	-	Other	5	4	-	1	-
Other	56	55	-	1	-	Empty	28	1	-	26	1
Empty	120	2	64	27	27	<b>EUCOM</b>	5	5	-	-	-
<b>OFF-SHORE-Total</b>	3166	2351	508	80	227	Avgas	5	5	-	-	-
Avgas	1995	1400	369	51	175	<b>CINCAL</b>	1118	896	182	11	29
Jet Fuel	185	185	-	-	-	Avgas	504	400	89	11	4
Mogas	190	177	13	-	-	Jet Fuel	56	56	-	-	-
Diesel	578	486	66	1	25	Mogas	73	65	8	-	-
Fuel Oil	46	46	-	-	-	Diesel	395	305	65	-	25
Other	56	55	-	1	-	Fuel Oil	19	19	-	-	-
Empty	116	2	60	27	27	Other	50	50	-	-	-
<b>CINCFE</b>	428	282	145	-	1	Empty	21	1	20	-	-
Avgas	289	183	105	-	1	<b>CINCPAC</b>	173	116	33	22	2
Jet Fuel	61	61	-	-	-	Avgas	167	112	32	22	1
Mogas	34	34	-	-	-	Mogas	2	1	1	-	-
Diesel	4	4	-	-	-	Diesel	2	2	-	-	-
Empty	40	-	40	-	-	Other	1	1	-	-	-
<b>NORLANT</b>	563	528	8	1	26	Empty	1	-	-	-	1
Avgas	283	274	8	-	1	<b>ON-SHORE-Total</b>	56	52	4	-	-
Jet Fuel	32	32	-	-	-	Avgas	52	52	-	-	-
Mogas	52	52	-	-	-	Empty	4	-	4	-	-
Diesel	143	143	-	-	-						
Fuel Oil	27	27	-	-	-						
Empty	26	-	-	1	25						

Source: Armed Services Petroleum Board



PART III

FLIGHT OPERATIONS.....



## FLIGHT OPERATIONS

The tables in this section provide summary data covering all phases of flight operations performed on USAF aircraft, including aircraft utilization, flying time, fuel consumption, etc. As in the case of other material presented in this edition, these tables are limited to data for the Calendar Year 1948.

As outlined in the "Introduction", preceding the tables in the Aircraft and Materiel Section of this issue, a major change was made in the type, model, series designation of USAF Aircraft, effective 1 July 1948. The required changeover has been accomplished in all Flight Operations tables affected by this classification change in the same manner and as of the same time as for applicable aircraft tables included in the Aircraft and Materiel Section. Flight data, covering the first six months of 1948, are shown in accordance with the old type, model, series designations and included in separate tabulations from similar data covering the latter half of the year which are reflected under the new designations.

Another major change affecting tables included in this section pertains to the classification of aircraft into "Active" and "Inactive" categories for flying time purposes. As in the case of the "active" and "inactive" categories for aircraft inventory use, a change was also effected in these classification concepts for flying time purposes on 1 July 1948. It was felt that, in order to depict the true utilization of USAF aircraft, the "active" concept used in an inventory sense should be further refined when used for flying time purposes. This involved elimination from the USAF "active" concept of not only those categories of aircraft considered "inactive" for inventory purposes but also those aircraft which are required to fly an appreciable amount, such as aircraft undergoing modification or depot maintenance, on projects, in repair, excess to command requirements, and aircraft grounded awaiting transfer. The resultant inventory represents the new "flying active" inventory and includes such categories as (1) aircraft being used for defense, tactical, transport and search missions, and for unit or crew training (2) those used for minimum individual training, administrative or staff work and special missions (3) aircraft used for experimental development and test purposes (except "X" models), while those categories eliminated through its creation, as indicated above, comprise the new "non-flying active" inventory. The changeover to the new "flying" and "non-flying" "active" and "inactive" categories is reflected in all flight operations tables affected thereby as of the time it occurred.

As in the case of other data included in this edition, flight tables presenting a command breakdown reflect data on "Operation Vittles" as a separate activity and consolidate the activities of the Air Defense and Tactical Air Commands into the Continental Air Command.

Data reported on Military Air Transport Service operations are for the USAF only and are shown as a separate command where applicable.

TABLE 31.-- FLYING TIME

	Type and Model	January						Chief of Staff
		Total	Air Defense Command	Air Materiel Command	Air Proving Ground Command	Air Training Command	Air University	
1	<u>Total . . . . .</u>	<u>1,705,473</u>	<u>80,235</u>	<u>141,099</u>	<u>4,398</u>	<u>344,597</u>	<u>55,544</u>	<u>10,033</u>
2	<u>Bomber - Total . . . . .</u>	<u>402,796</u>	<u>17,089</u>	<u>44,591</u>	<u>2,322</u>	<u>88,794</u>	<u>13,410</u>	<u>2,253</u>
3	B-29 . . . . .	115,459	-	5,917	319	3	-	-
4	B-17 . . . . .	52,662	384	13,019	823	4,269	173	132
5	B-25 . . . . .	158,394	10,499	16,691	624	80,220	7,589	1,733
6	A-26 . . . . .	75,249	6,206	8,358	555	4,302	5,648	388
7	Other . . . . .	1,032	-	606	1	-	-	-
8	<u>Fighter - Total . . . . .</u>	<u>256,010</u>	<u>14,646</u>	<u>9,686</u>	<u>347</u>	<u>32,348</u>	<u>2,866</u>	-
9	F-47 . . . . .	56,293	3,074	567	14	3	-	-
10	F-51 . . . . .	124,798	697	3,610	71	21,099	2,866	-
11	F-61 . . . . .	14,666	6,600	485	-	-	-	-
12	F-80 . . . . .	51,760	-	3,063	188	11,241	-	-
13	F-82 . . . . .	1,857	-	1,403	51	-	-	-
14	F-84 . . . . .	6,516	4,275	454	7	5	-	-
15	Other . . . . .	120	-	104	16	-	-	-
16	<u>Reconnaissance - Total</u>	<u>62,327</u>	-	<u>1,869</u>	<u>140</u>	<u>844</u>	-	-
17	F-2 . . . . .	4,251	-	303	-	467	-	-
18	F-6 . . . . .	10,395	-	197	-	-	-	-
19	F-9 . . . . .	13,541	-	-	-	-	-	-
20	F-13 . . . . .	7,809	-	268	26	-	-	-
21	FA-26 . . . . .	9,716	-	176	-	-	-	-
22	FP-80 . . . . .	14,180	-	658	114	1	-	-
23	Other . . . . .	2,435	-	267	-	376	-	-
24	<u>Search &amp; Rescue . . . . .</u>	<u>3,119</u>	-	<u>42</u>	-	-	-	-
25	<u>Transport - Total . . . . .</u>	<u>665,843</u>	<u>44,731</u>	<u>62,915</u>	<u>1,247</u>	<u>50,351</u>	<u>27,518</u>	<u>5,955</u>
26	C-45 . . . . .	112,583	19,738	17,994	311	1,017	23,277	3,076
27	C-47 . . . . .	355,322	24,993	40,510	891	49,190	4,241	2,879
28	C-54 . . . . .	143,528	-	2,280	45	132	-	-
29	C-74 . . . . .	1,841	-	204	-	-	-	-
30	C-82 . . . . .	27,311	-	491	-	-	-	-
31	C-117 . . . . .	3,136	-	162	-	-	-	-
32	Other . . . . .	22,122	-	1,274	-	12	-	-
33	<u>Trainer - Total . . . . .</u>	<u>272,271</u>	<u>3,749</u>	<u>19,030</u>	<u>313</u>	<u>162,009</u>	<u>11,693</u>	<u>1,848</u>
34	AT-6 . . . . .	258,361	3,749	15,199	313	161,889	4,251	1,848
35	AT-7/AT-11 . . . . .	13,673	-	3,831	-	-	7,442	-
36	Other . . . . .	237	-	-	-	120	-	-
37	<u>Communications - Total</u>	<u>40,822</u>	<u>20</u>	<u>2,342</u>	<u>29</u>	<u>10,251</u>	<u>57</u>	<u>27</u>
38	Liaison . . . . .	35,392	20	1,590	21	7,839	57	27
39	Rotary Wing . . . . .	5,430	-	752	8	2,412	-	-
40	<u>Gliders and Targets . . . . .</u>	<u>2,290</u>	-	<u>624</u>	-	-	-	-

## OF USAF AIRCRAFT BY COMMAND, TYPE AND MODEL-1948

through June 1948											
Head- Quarters Command	Strategic Air Command	Tactical Air Command	ATC (World- Wide)	Alaskan Air Command	AAO China	Caribbean Air Command	Far East Air Forces	JBUSMC	Pacific Air Command	US Air Forces In Europe	
<u>59,260</u>	<u>215,789</u>	<u>180,941</u>	<u>218,976</u>	<u>38,254</u>	<u>3,967</u>	<u>44,235</u>	<u>207,340</u>	<u>1,573</u>	<u>25,019</u>	<u>74,162</u>	1
<u>15,302</u>	<u>102,327</u>	<u>29,369</u>	<u>27,041</u>	<u>2,913</u>	-	<u>6,092</u>	<u>40,568</u>	<u>309</u>	<u>1,944</u>	<u>7,472</u>	2
-	86,532	79	13,542	873	-	-	8,178	-	16	-	3
1,649	1,116	189	8,546	2,327	-	4,752	8,593	309	1,478	4,903	4
13,653	13,613	7,468	4,821	148	-	637	698	-	-	-	5
-	641	21,633	132	565	-	703	23,099	-	450	2,569	6
-	425	-	-	-	-	-	-	-	-	-	7
<u>2,835</u>	<u>51,843</u>	<u>30,078</u>	-	<u>9,584</u>	-	<u>7,313</u>	<u>66,245</u>	-	<u>12,266</u>	<u>15,953</u>	8
-	-	7,151	-	-	-	2	17,276	-	12,266	15,940	9
2,835	36,698	12,284	-	7,113	-	-	37,512	-	-	13	10
-	-	-	-	1,379	-	818	9,384	-	-	-	11
-	14,237	9,410	-	1,055	-	6,493	6,073	-	-	-	12
-	403	-	-	-	-	-	-	-	-	-	13
-	505	1,233	-	37	-	-	-	-	-	-	14
-	-	-	-	-	-	-	-	-	-	-	15
-	<u>11,578</u>	<u>23,811</u>	<u>143</u>	<u>1,978</u>	-	<u>2,399</u>	<u>16,076</u>	-	-	<u>2,489</u>	16
-	1,224	-	-	108	-	448	1,701	-	-	-	17
-	-	6,620	143	-	-	11	2,291	-	-	1,133	18
-	7,604	-	-	-	-	1,659	4,278	-	-	-	19
-	2,555	-	-	1,870	-	-	3,090	-	-	-	20
-	195	7,907	-	-	-	-	82	-	-	1,356	21
-	-	9,284	-	-	-	1,281	2,842	-	-	-	22
-	-	-	-	-	-	-	1,792	-	-	-	23
-	<u>156</u>	-	<u>1,650</u>	<u>187</u>	-	<u>1,079</u>	<u>5</u>	-	-	-	24
<u>28,230</u>	<u>42,787</u>	<u>67,313</u>	<u>184,346</u>	<u>18,453</u>	<u>3,925</u>	<u>22,250</u>	<u>41,416</u>	<u>1,269</u>	<u>7,126</u>	<u>46,011</u>	25
21,342	3,543	1,761	7,585	919	-	1,437	4,589	-	1,427	4,567	26
14,362	33,214	35,576	71,845	11,879	3,587	14,937	5,551	1,269	4	40,394	27
-	6,030	3,479	100,368	4,770	338	5,806	15,592	-	4,086	602	28
-	-	-	1,637	-	-	-	-	-	-	-	29
-	-	26,497	275	48	-	-	-	-	-	-	30
2,526	-	-	-	-	-	-	-	-	-	44.8	31
-	-	-	2,636	837	-	70	15,684	-	1,609	-	32
<u>2,754</u>	<u>7,057</u>	<u>19,726</u>	<u>1,093</u>	<u>2,665</u>	-	<u>1,881</u>	<u>34,079</u>	-	<u>2,959</u>	<u>1,415</u>	33
2,754	7,057	19,726	776	582	-	1,764	34,079	-	2,959	1,415	34
-	-	-	317	2,083	-	-	-	-	-	-	35
-	-	-	-	-	-	117	-	-	-	-	36
<u>139</u>	<u>41</u>	<u>9,396</u>	<u>4,703</u>	<u>1,462</u>	<u>42</u>	<u>2,214</u>	<u>8,682</u>	-	<u>594</u>	<u>823</u>	37
139	41	8,862	4,207	974	42	1,951	8,269	-	530	823	38
-	-	534	496	488	-	263	413	-	64	-	39
-	-	<u>1,248</u>	-	<u>12</u>	-	<u>7</u>	<u>269</u>	-	<u>130</u>	-	40



TABLE 31.-- FLYING TIME

	Type and Model	July through								
		Total	Air De- fense Com- mand	Air Wateriel Command	Air Proving Ground Command	Air Train- ing Command	Air Univer- sity	Chief of Staff	Conti- nental Air Com- mand	Head- quar- ters Com- mand
1	<u>Total</u>	<u>1,942,173</u>	<u>65,469</u>	<u>123,673</u>	<u>23,608</u>	<u>461,224</u>	<u>62,541</u>	<u>11,780</u>	<u>24,369</u>	<u>67,163</u>
2	<u>Bomber - Total</u>	<u>161,674</u>	<u>3,222</u>	<u>13,405</u>	<u>7,046</u>	<u>632</u>	<u>3,270</u>	<u>201</u>	<u>2,060</u>	-
3	B-29	97,446	-	3,763	1,142	-	-	-	-	-
4	B-50	3,094	-	381	84	-	-	-	-	-
5	B-17	13,233	-	2,464	4,342	55	-	49	-	-
6	B-26	41,120	3,108	3,628	1,402	16	3,270	152	1,988	-
7	Other	6,781	114	3,169	76	561	-	-	72	-
8	<u>Fighter - Total</u>	<u>196,907</u>	<u>9,516</u>	<u>6,961</u>	<u>1,652</u>	<u>3,586</u>	<u>884</u>	-	<u>6,838</u>	<u>268</u>
9	F-47	41,943	1,006	125	72	-	-	-	951	-
10	F-51	72,910	186	3,314	352	2,586	884	-	644	268
11	F-61	9,953	2,657	430	30	3	-	-	-	-
12	F-80	48,496	-	1,813	750	985	-	-	3,147	-
13	F-82	11,479	1,649	691	260	12	-	-	804	-
14	F-34	12,030	4,018	527	148	-	-	-	1,292	-
15	Other	96	-	56	40	-	-	-	-	-
16	<u>Reconnaissance - Total</u>	<u>70,407</u>	-	<u>1,124</u>	<u>738</u>	<u>1,506</u>	-	<u>2</u>	<u>2,328</u>	-
17	RB-17	13,673	-	3	-	-	-	-	-	-
18	RB-29	19,490	-	177	44	-	-	-	-	-
19	RB-26	6,888	-	189	-	-	-	-	677	-
20	RF-51	6,433	-	122	-	-	-	-	441	-
21	RF-80	15,578	-	279	678	-	-	-	1,210	-
22	RC-45	4,854	-	69	-	1,098	-	2	-	-
23	Other	3,491	-	285	16	408	-	-	-	-
24	<u>Search and Rescue</u>	<u>16,773</u>	-	<u>19</u>	-	-	-	-	-	-
25	<u>Transport - Total</u>	<u>834,129</u>	<u>37,984</u>	<u>66,996</u>	<u>6,955</u>	<u>35,427</u>	<u>34,216</u>	<u>6,664</u>	<u>14,252</u>	<u>53,542</u>
26	C-45	116,590	16,853	13,983	1,950	1,244	28,308	3,707	3,355	24,617
27	C-47/C-117	387,428	20,516	39,789	4,816	30,879	5,297	2,799	8,321	19,936
28	C-54	237,035	-	2,187	146	120	-	-	-	-
29	C-82	29,698	-	396	43	5	-	-	1,928	-
30	CB-17	9,394	88	1,521	-	341	153	-	58	1,277
31	CB-25	23,114	256	7,279	-	1,687	382	-	459	7,712
32	CB-26	3,440	271	1,089	-	1,151	76	158	131	-
33	Other	27,430	-	752	-	-	-	-	-	-
34	<u>Trainer - Total</u>	<u>619,108</u>	<u>14,729</u>	<u>32,737</u>	<u>6,602</u>	<u>410,098</u>	<u>24,124</u>	<u>4,816</u>	<u>7,686</u>	<u>13,219</u>
35	T-6	335,772	1,771	15,879	856	245,323	437	2,783	3,350	908
36	T-7/T-11	16,169	-	4,404	-	-	9,479	-	-	-
37	TB-17	13,085	140	2,921	1,307	99	-	158	78	7
38	TB-25	161,278	9,762	5,980	2,079	102,451	8,928	1,875	1,956	10,060
39	TB-26	20,999	2,314	1,175	1,212	4,097	2,783	-	1,743	-
40	TB-29	2,709	-	497	1,120	39	-	-	-	-
41	TC-47	25,689	-	886	-	24,470	-	-	-	-
42	TF-51	32,571	742	892	-	23,120	2,497	-	547	2,244
43	TF-80	10,607	-	78	28	10,499	-	-	2	-
44	Other	229	-	25	-	-	-	-	10	-
45	<u>Communications - Total</u>	<u>41,260</u>	<u>18</u>	<u>1,909</u>	<u>580</u>	<u>9,975</u>	<u>47</u>	<u>97</u>	<u>1,079</u>	<u>134</u>
46	Liaison	34,267	18	1,180	295	6,820	47	97	904	134
47	Rotary Wing	6,993	-	729	285	3,155	-	-	175	-
48	<u>Gliders and Targets</u>	<u>1,915</u>	-	<u>522</u>	<u>35</u>	-	-	-	<u>126</u>	-

## OF USAF AIRCRAFT BY COMMAND, TYPE AND MODEL-1948. Continued

December 1948												
Strat- egic Air Command	Tactical air Command	MA7S World- Wide	Alaskan Air Command	AAG (Chi- na)	Carib- bean air Command	Far East Air Forces	JBUSMC	Pacific Air Command	US Air Forces in Europe	Opera- tion Vittles	Other Over- seas	
<u>183,137</u>	<u>144,174</u>	<u>189,238</u>	<u>32,152</u>	<u>4,450</u>	<u>38,757</u>	<u>216,614</u>	<u>1,580</u>	<u>23,894</u>	<u>42,865</u>	<u>199,704</u>	<u>15,781</u>	1
73,572	<u>7,122</u>	<u>2,876</u>	<u>2,742</u>	-	<u>258</u>	<u>28,586</u>	<u>61</u>	<u>320</u>	<u>4,352</u>	-	<u>11,949</u>	2
69,494	116	638	732	-	-	10,329	-	-	-	-	11,232	3
1,927	-	-	38	-	-	-	-	-	-	-	664	4
-	-	1,414	1,694	-	-	131	61	238	2,732	-	53	5
418	7,006	295	278	-	258	17,599	-	82	1,620	-	-	6
1,733	-	529	-	-	-	527	-	-	-	-	-	7
<u>35,402</u>	<u>23,346</u>	-	<u>6,231</u>	-	<u>1,032</u>	<u>71,654</u>	-	<u>11,352</u>	<u>17,547</u>	-	<u>638</u>	8
-	5,350	-	8	-	-	10,774	-	11,352	12,305	-	-	9
11,982	6,014	-	2,743	-	-	43,937	-	-	-	-	-	10
1	-	-	1,206	-	568	5,058	-	-	-	-	-	11
12,208	9,554	-	2,246	-	23	11,885	-	-	5,242	-	638	12
7,597	1	-	24	-	441	-	-	-	-	-	-	13
3,614	2,427	-	4	-	-	-	-	-	-	-	-	14
-	-	-	-	-	-	-	-	-	-	-	-	15
<u>9,339</u>	<u>15,334</u>	<u>13,609</u>	<u>1,219</u>	-	<u>4,608</u>	<u>19,140</u>	-	-	<u>1,460</u>	-	-	16
4,851	-	767	-	-	2,465	5,587	-	-	-	-	-	17
3,091	-	12,756	899	-	-	2,523	-	-	-	-	-	18
-	4,619	-	-	-	-	-	-	-	1,403	-	-	19
-	2,419	-	-	-	-	3,394	-	-	57	-	-	20
-	8,296	-	-	-	1,936	3,179	-	-	-	-	-	21
1,300	-	-	320	-	207	1,858	-	-	-	-	-	22
97	-	86	-	-	-	2,599	-	-	-	-	-	23
<u>8</u>	-	<u>6,797</u>	<u>669</u>	-	<u>908</u>	<u>6,497</u>	-	<u>1,725</u>	<u>150</u>	-	-	24
<u>46,864</u>	<u>59,005</u>	<u>153,795</u>	<u>16,921</u>	<u>4,427</u>	<u>21,861</u>	<u>46,810</u>	<u>1,174</u>	<u>6,735</u>	<u>17,603</u>	<u>199,704</u>	<u>2,194</u>	25
2,696	1,304	9,001	747	-	1,269	4,410	-	2,564	582	-	-	26
34,186	32,610	78,650	13,843	3,970	17,093	7,870	1,174	26	16,183	48,824	646	27
6,190	255	58,515	1,010	457	2,363	14,963	-	848	514	149,467	-	28
8	22,257	811	289	-	-	-	-	-	-	1,413	2,548	29
629	-	659	206	-	1,079	2,515	-	668	200	-	-	30
2,802	2,139	398	-	-	-	-	-	-	-	-	-	31
-	440	-	-	-	-	-	-	-	124	-	-	32
353	-	5,761	826	-	57	17,052	-	2,629	-	-	-	33
<u>17,892</u>	<u>29,179</u>	<u>6,942</u>	<u>3,125</u>	-	<u>7,474</u>	<u>35,524</u>	<u>329</u>	<u>3,191</u>	<u>1,443</u>	-	-	34
6,139	16,502	731	409	-	1,454	35,085	-	2,743	1,402	-	-	35
-	466	1,820	-	-	-	-	-	-	-	-	-	36
595	194	1,118	702	-	5,398	-	329	-	39	-	-	37
9,754	3,715	4,080	194	-	5	439	-	-	-	-	-	38
509	6,264	-	-	-	454	-	-	448	-	-	-	39
894	-	159	-	-	-	-	-	-	-	-	-	40
-	-	333	-	-	-	-	-	-	-	-	-	41
1	2,473	55	-	-	-	-	-	-	-	-	-	42
-	31	-	-	-	163	-	-	-	-	-	-	43
-	-	-	-	-	-	-	-	-	-	-	-	44
60	<u>9,342</u>	<u>5,219</u>	<u>1,228</u>	23	<u>2,503</u>	<u>8,266</u>	16	<u>452</u>	<u>312</u>	-	-	45
60	8,711	4,289	917	23	2,107	7,923	16	414	312	-	-	46
-	631	930	311	-	396	343	-	38	-	-	-	47
-	<u>846</u>	-	<u>17</u>	-	<u>113</u>	<u>137</u>	-	<u>119</u>	-	-	-	48

TABLE 32.-- FLYING TIME OF USAF AIRCRAFT

Note.-- In the following table all aircraft are listed under their basic type and model designator

Type and Model	Total	Jan	Feb	Mar	Apr	May	Jun
<u>Total</u>	<u>3,647,651</u>	<u>224,506</u>	<u>237,991</u>	<u>289,087</u>	<u>328,546</u>	<u>313,687</u>	<u>311,661</u>
<u>Bomber - Total</u> . . . . .	<u>882,241</u>	<u>59,478</u>	<u>61,274</u>	<u>72,773</u>	<u>85,516</u>	<u>77,737</u>	<u>76,442</u>
B-17 . . . . .	127,457	10,576	10,371	11,232	11,324	12,002	10,698
B-25 . . . . .	348,338	19,559	20,535	26,026	33,303	29,556	29,791
B-26 . . . . .	157,412	11,424	10,963	15,040	17,009	17,296	13,133
B-29 . . . . .	242,913	17,826	19,314	21,340	23,657	18,561	22,570
B-50 . . . . .	3,975	54	80	120	212	209	206
Other . . . . .	2,146	39	11	15	11	13	44
<u>Fighter - Total</u> . . . . .	<u>547,698</u>	<u>34,308</u>	<u>39,264</u>	<u>52,669</u>	<u>55,161</u>	<u>53,685</u>	<u>47,541</u>
F-47 . . . . .	98,302	7,508	7,195	12,126	11,537	9,200	8,727
F-51 . . . . .	247,107	18,064	19,848	23,602	24,393	27,665	21,621
F-51 . . . . .	29,463	1,912	2,636	3,239	3,425	2,837	2,642
F-30 . . . . .	140,706	6,319	8,453	12,350	14,017	12,487	12,304
F-82 . . . . .	13,336	221	343	270	313	299	411
F-84 . . . . .	18,546	265	774	1,049	1,436	1,178	1,814
Other . . . . .	238	19	15	23	40	19	22
<u>Reconnaissance</u> . . . . .	<u>114</u>	<u>-</u>	<u>-</u>	<u>-</u>	<u>11</u>	<u>0</u>	<u>23</u>
<u>Search and Rescue</u> . . . . .	<u>7,113</u>	<u>401</u>	<u>366</u>	<u>296</u>	<u>476</u>	<u>901</u>	<u>679</u>
<u>Transport - Total</u> . . . . .	<u>1,499,162</u>	<u>87,703</u>	<u>93,969</u>	<u>113,719</u>	<u>126,457</u>	<u>123,712</u>	<u>124,534</u>
C-45 . . . . .	238,278	15,959	16,858	19,661	22,068	20,171	22,117
C-46 . . . . .	41,505	3,249	3,262	3,671	3,056	2,900	3,410
C-47/C-117 . . . . .	771,692	47,135	47,816	61,302	67,242	66,182	68,811
C-54 . . . . .	380,661	18,119	21,775	24,119	27,204	27,758	24,553
C-82 . . . . .	57,009	2,895	3,718	4,246	6,097	5,740	4,615
Other . . . . .	10,017	376	540	720	790	961	1,028
<u>Trainer - Total</u> . . . . .	<u>624,375</u>	<u>37,084</u>	<u>37,654</u>	<u>41,975</u>	<u>51,910</u>	<u>49,997</u>	<u>53,651</u>
T-6 . . . . .	594,133	35,513	35,534	40,119	49,711	47,169	50,315
T-7/T-11 . . . . .	29,842	1,493	2,041	1,829	2,191	2,807	3,312
Other . . . . .	400	78	79	27	8	21	24
<u>Communications - Total</u> . . . . .	<u>82,843</u>	<u>5,194</u>	<u>5,221</u>	<u>6,342</u>	<u>8,618</u>	<u>7,495</u>	<u>7,752</u>
Liaison . . . . .	70,308	4,562	4,463	5,348	7,872	6,451	6,696
Rotary Wing . . . . .	12,535	632	758	994	946	1,044	1,056
<u>Gliders and Targets</u> . . . . .	<u>4,105</u>	<u>338</u>	<u>243</u>	<u>313</u>	<u>197</u>	<u>160</u>	<u>1,039</u>

## DURING 1948, BY BASIC TYPE AND MODEL

regardless of current mission. For example: RB-29 and TB-29 are included with B-29.

Jul	Aug	Sep	Oct	Nov	Dec	Type and Model
<u>332,852</u>	<u>355,146</u>	<u>344,725</u>	<u>321,559</u>	<u>303,676</u>	<u>284,215</u>	<u>Total</u>
<u>75,092</u>	<u>82,516</u>	<u>77,829</u>	<u>75,278</u>	<u>70,634</u>	<u>66,672</u>	<u>Bomber - Total</u>
9,657	10,359	10,932	10,919	9,690	9,697	B-17
33,033	38,427	32,486	29,754	30,167	25,701	B-25
10,016	11,579	13,327	14,259	11,674	11,592	B-26
22,003	21,474	20,184	19,797	18,294	17,893	B-29
194	320	364	294	649	1,273	B-50
189	357	536	255	160	516	Other
<u>45,913</u>	<u>49,223</u>	<u>47,056</u>	<u>41,572</u>	<u>42,902</u>	<u>38,404</u>	<u>Fighter - Total</u>
7,943	8,361	8,231	6,752	5,576	5,146	F-47
19,610	20,151	18,993	17,319	19,226	16,615	F-51
2,356	2,709	2,518	2,172	1,657	1,360	F-61
12,156	13,221	13,820	11,688	12,576	11,305	F-80
1,037	1,502	1,128	2,602	2,669	2,541	F-82
2,735	3,270	2,350	1,028	1,185	1,412	F-84
26	9	16	11	13	25	Other
<u>2</u>	<u>8</u>	<u>40</u>	<u>6</u>	<u>2</u>	<u>19</u>	<u>Reconnaissance - Total</u>
<u>498</u>	<u>544</u>	<u>741</u>	<u>905</u>	<u>630</u>	<u>676</u>	<u>Search and Rescue</u>
<u>146,431</u>	<u>149,293</u>	<u>149,037</u>	<u>141,060</u>	<u>119,153</u>	<u>124,094</u>	<u>Transport - Total</u>
21,111	22,361	21,366	21,117	17,608	17,881	C-45
3,492	3,682	3,169	3,794	3,308	4,012	C-46
81,467	77,795	76,328	65,057	55,814	56,773	C-47/C-117
34,258	38,593	41,027	45,585	36,872	40,798	C-54
5,177	5,660	6,226	4,780	4,403	3,452	C-82
926	1,202	921	727	648	1,173	Other
<u>57,009</u>	<u>65,568</u>	<u>62,869</u>	<u>55,122</u>	<u>62,964</u>	<u>48,572</u>	<u>Trainer - Total</u>
53,700	62,806	60,026	52,137	60,313	46,790	T-6
3,272	2,724	2,817	2,966	2,611	1,779	T-7/T-11
37	38	26	19	40	3	Other
<u>7,635</u>	<u>7,597</u>	<u>6,835</u>	<u>7,357</u>	<u>7,038</u>	<u>5,559</u>	<u>Communications - Total</u>
6,818	6,372	5,470	5,948	5,794	4,514	Liaison
817	1,225	1,365	1,409	1,244	1,045	Rotary Wing
<u>269</u>	<u>297</u>	<u>318</u>	<u>259</u>	<u>353</u>	<u>219</u>	<u>Gliders and Targets</u>

TABLE 33.-- USAF FLYING TIME IN CONTINENTAL U.S., BY TYPE AND MODEL: DURING 1948

(Excluding Air Transport Command and Air Reserve)

Type and Model	Total Jan-Jun	Jan	Feb	Mar	Apr	May	Jun
<b>Total</b>	<b>1,091,946</b>	<b>141,083</b>	<b>148,072</b>	<b>179,191</b>	<b>215,329</b>	<b>203,107</b>	<b>205,164</b>
<b>Bomber - Total</b>	<b>315,457</b>	<b>43,876</b>	<b>43,989</b>	<b>52,219</b>	<b>61,962</b>	<b>55,660</b>	<b>57,751</b>
B-29	92,850	15,297	14,951	16,159	15,973	12,575	17,895
B-17	21,754	4,346	4,018	3,340	3,329	3,691	3,030
B-25	152,090	18,497	19,506	24,646	32,111	28,613	28,717
A-26	47,731	5,642	5,421	7,937	10,319	10,557	7,855
Other.	1,032	94	93	137	230	224	254
<b>Fighter - Total</b>	<b>144,649</b>	<b>15,970</b>	<b>20,215</b>	<b>26,227</b>	<b>29,158</b>	<b>28,076</b>	<b>25,003</b>
P-47	10,809	1,597	1,344	2,665	1,796	1,637	1,720
P-51	80,160	9,908	11,557	13,356	15,596	16,809	12,934
P-61	7,085	677	1,246	1,544	1,412	1,011	1,195
P-80	38,139	3,284	4,955	7,342	8,572	7,075	6,911
P-82	1,357	221	343	270	313	299	411
P-84	6,479	265	757	1,029	1,436	1,178	1,814
Other.	120	18	13	21	33	17	18
<b>Reconnaissance - Total</b>	<b>31,242</b>	<b>4,579</b>	<b>4,598</b>	<b>6,514</b>	<b>8,156</b>	<b>7,896</b>	<b>6,400</b>
F-2	1,994	185	228	294	429	332	526
F-6	6,817	461	505	1,077	1,642	1,735	1,397
F-9	5,740	429	294	375	1,737	1,585	1,320
F-13	2,849	317	375	431	488	665	523
FE-17	1,864	543	513	808	-	-	-
F-26	8,278	1,211	1,231	1,484	1,799	1,641	912
FP-80	10,057	1,353	1,368	1,922	1,927	1,797	1,690
Other.	643	80	84	73	134	141	131
<b>Search and Rescue</b>	<b>198</b>	<b>21</b>	<b>20</b>	<b>8</b>	<b>50</b>	<b>29</b>	<b>40</b>
<b>Transport - Total</b>	<b>341,047</b>	<b>43,968</b>	<b>46,484</b>	<b>56,607</b>	<b>65,601</b>	<b>64,185</b>	<b>64,202</b>
C-45	92,059	12,230	12,956	15,494	17,528	16,078	17,773
C47/117	208,544	27,799	27,682	34,917	38,959	39,427	39,760
C-54	11,966	790	1,822	1,801	2,764	2,813	1,976
C-74	204	14	36	35	71	19	29
C-82	26,988	2,893	3,717	4,133	6,055	5,648	4,542
Other.	1,286	242	271	227	224	200	122
<b>Trainer - Total</b>	<b>228,179</b>	<b>30,094</b>	<b>30,317</b>	<b>34,017</b>	<b>44,954</b>	<b>42,437</b>	<b>46,260</b>
AT-6	216,786	28,722	28,541	32,560	43,198	40,100	43,665
AT-7/AT-11	11,273	1,222	1,717	1,446	1,756	2,337	2,695
Other.	120	50	59	11	-	-	-
<b>Communications - Total</b>	<b>22,302</b>	<b>2,301</b>	<b>2,296</b>	<b>3,379</b>	<b>5,293</b>	<b>4,674</b>	<b>4,359</b>
Liaison	18,596	1,837	1,766	2,670	4,781	3,965	3,577
Rotary Wing	3,706	464	530	709	512	709	782
<b>Gliders and Tarpets</b>	<b>1,872</b>	<b>274</b>	<b>153</b>	<b>220</b>	<b>155</b>	<b>120</b>	<b>950</b>

TABLE 33.-- USAF FLYING TIME IN CONTINENTAL U.S., BY TYPE AND MODEL: DURING 1948. Continued

(Excluding Military Air Transport Service and Air Reserve)

Type and Model	Total Jul-Dec	Jul	Aug	Sep	Oct	Nov	Dec
<b>Total</b>	<b>1,177,138</b>	<b>205,107</b>	<b>225,643</b>	<b>209,663</b>	<b>190,054</b>	<b>183,641</b>	<b>163,028</b>
<b>Bomber - Total</b>	<b>110,530</b>	<b>20,147</b>	<b>20,352</b>	<b>21,870</b>	<b>18,018</b>	<b>13,614</b>	<b>16,529</b>
B-36	1,255	114	172	305	69	107	488
B-29	74,515	16,091	15,330	14,199	10,571	8,048	10,276
B-50	2,392	194	320	364	294	493	727
B-17	6,910	1,282	1,088	1,249	1,322	933	1,036
B-26	20,988	1,927	2,691	4,875	4,962	3,143	3,390
Other	4,470	539	751	878	800	890	612
<b>Fighter - Total</b>	<b>88,453</b>	<b>18,223</b>	<b>17,840</b>	<b>15,628</b>	<b>13,327</b>	<b>11,517</b>	<b>11,918</b>
F-47	7,504	1,375	1,454	1,642	1,146	908	979
F-51	26,230	6,126	5,147	4,744	3,906	2,824	3,483
F-61	3,121	1,177	982	584	332	29	17
F-80	28,462	5,697	5,476	5,164	4,462	4,003	3,660
F-82	11,014	1,037	1,502	1,128	2,442	2,555	2,350
F-84	12,026	2,785	3,270	2,350	1,028	1,185	1,408
Other	96	26	9	16	11	13	21
<b>Reconnaissance - Total</b>	<b>30,371</b>	<b>5,043</b>	<b>5,897</b>	<b>5,555</b>	<b>5,073</b>	<b>4,430</b>	<b>4,373</b>
RB-17	4,854	485	700	1,135	880	742	912
RB-29	3,312	635	464	428	618	507	660
RB-26	5,485	722	1,306	1,067	920	745	725
RF-51	2,982	779	436	535	422	352	458
RF-80	10,463	1,830	2,385	1,744	1,496	1,714	1,294
RC-45	2,469	482	522	525	494	239	207
Other	806	110	84	121	243	131	117
<b>Search and Rescue</b>	<b>27</b>	<b>10</b>	<b>3</b>	<b>-</b>	<b>6</b>	<b>8</b>	<b>-</b>
<b>Transport - Total</b>	<b>361,905</b>	<b>64,463</b>	<b>67,161</b>	<b>62,865</b>	<b>62,387</b>	<b>53,030</b>	<b>51,999</b>
C-45	98,017	16,818	18,691	17,161	16,916	13,938	14,493
C-47/C-117	199,149	35,580	36,504	33,657	34,937	29,288	29,183
C-54	8,898	1,938	1,543	1,263	1,517	1,544	1,093
C-82	24,637	5,062	5,461	5,460	3,472	3,188	1,994
CS-17	4,067	681	531	603	657	535	1,060
CB-25	22,716	3,797	3,718	3,881	4,099	3,765	3,456
CB-26	3,316	394	512	719	626	568	497
Other	1,105	193	201	121	163	204	223
<b>Trainer - Total</b>	<b>561,082</b>	<b>92,857</b>	<b>109,825</b>	<b>99,723</b>	<b>86,834</b>	<b>96,837</b>	<b>75,006</b>
T-6	293,948	47,576	56,999	53,201	44,426	52,930	38,816
T-7/T-11	13,883	2,864	2,255	2,360	2,627	2,259	1,513
TB-17	5,499	1,012	1,057	931	1,110	763	626
TB-25	156,560	27,686	32,936	26,826	23,866	24,541	20,705
TB-26	20,097	2,540	3,327	3,572	4,088	3,042	3,528
TB-29	2,550	474	445	452	443	460	276
TC-47	25,356	4,315	4,722	4,473	4,369	4,199	3,278
TF-51	32,516	4,701	6,645	5,649	4,366	6,713	4,442
TF-80	10,607	1,671	1,433	2,236	1,531	1,929	1,807
Other	66	18	6	23	8	1	10
<b>Communications - Total</b>	<b>23,241</b>	<b>4,138</b>	<b>4,225</b>	<b>3,794</b>	<b>4,238</b>	<b>3,869</b>	<b>2,977</b>
Liaison	18,266	3,511	3,412	2,821	3,249	2,974	2,299
Rotary Wing	4,975	627	813	973	989	895	678
<b>Gliners and Targets</b>	<b>1,529</b>	<b>226</b>	<b>340</b>	<b>230</b>	<b>171</b>	<b>336</b>	<b>226</b>

TABLE 34 -- USAF FLYING TIME OVERSEAS, BY TYPE AND MODEL: DURING 1948

(Excluding Air Transport Command)

Type and Model	Total Jan-Jun	Jan	Feb	Mar	Apr	May	Jun
<u>Total</u>	<u>394,556</u>	<u>55,269</u>	<u>57,314</u>	<u>73,289</u>	<u>72,092</u>	<u>69,102</u>	<u>67,390</u>
<u>Bomber - Total</u> . . . . .	<u>60,298</u>	<u>8,695</u>	<u>8,730</u>	<u>11,556</u>	<u>11,769</u>	<u>10,161</u>	<u>9,387</u>
B-29 . . . . .	9,067	990	886	1,784	3,191	1,004	1,212
B-17 . . . . .	22,362	3,174	3,328	4,051	3,859	4,086	3,864
B-25 . . . . .	1,483	274	358	398	103	130	220
A-26 . . . . .	27,386	4,257	4,158	5,323	4,616	4,941	4,091
<u>Fighter - Total</u> . . . . .	<u>111,361</u>	<u>14,873</u>	<u>15,819</u>	<u>21,690</u>	<u>20,821</u>	<u>20,367</u>	<u>17,791</u>
P-47 . . . . .	45,484	5,911	5,851	9,461	9,741	7,513	7,007
P-51 . . . . .	44,638	7,048	7,285	8,451	6,693	8,479	6,682
P-61 . . . . .	7,521	923	1,161	1,439	1,592	1,407	1,059
P-80 . . . . .	13,621	991	1,505	2,319	2,795	2,968	3,043
P-84 . . . . .	37	-	17	20	-	-	-
<u>Reconnaissance - Total</u> . . . . .	<u>23,942</u>	<u>3,413</u>	<u>3,307</u>	<u>4,623</u>	<u>4,149</u>	<u>4,155</u>	<u>4,295</u>
F-2 . . . . .	2,257	222	472	483	330	308	442
F-6 . . . . .	3,435	611	484	705	421	629	585
F-9 . . . . .	3,501	182	246	235	866	932	1,040
F-13 . . . . .	4,960	553	413	761	1,153	1,062	1,018
FB-17 . . . . .	2,436	571	727	1,138	-	-	-
FA-26 . . . . .	1,438	314	153	296	275	203	197
FP-80 . . . . .	4,123	691	625	777	723	647	660
Other . . . . .	1,792	269	187	228	381	374	353
<u>Search and Rescue</u> . . . . .	<u>1,271</u>	<u>218</u>	<u>176</u>	<u>131</u>	<u>274</u>	<u>223</u>	<u>249</u>
<u>Transport - Total</u> . . . . .	<u>140,450</u>	<u>19,290</u>	<u>20,067</u>	<u>25,202</u>	<u>25,421</u>	<u>24,513</u>	<u>25,957</u>
C-45 . . . . .	12,939	2,267	2,039	2,109	2,340	2,042	2,142
C-46 . . . . .	17,517	2,910	2,899	3,328	2,689	2,565	3,126
C-47/C-117 . . . . .	78,069	9,585	10,241	14,258	14,392	13,736	15,357
C-54 . . . . .	31,194	4,401	4,787	5,369	5,450	6,015	5,172
Other . . . . .	731	127	101	138	50	155	160
<u>Trainer - Total</u> . . . . .	<u>42,999</u>	<u>6,873</u>	<u>7,147</u>	<u>7,771</u>	<u>6,766</u>	<u>7,382</u>	<u>7,060</u>
AT-6 . . . . .	40,799	6,674	6,866	7,451	6,372	6,962	6,474
AT-7/AT-11 . . . . .	2,083	171	261	304	386	399	562
Other . . . . .	117	28	20	16	8	21	24
<u>Communications - Total</u> . . . . .	<u>13,817</u>	<u>1,943</u>	<u>1,976</u>	<u>2,223</u>	<u>2,850</u>	<u>2,261</u>	<u>2,562</u>
Liaison . . . . .	12,539	1,341	1,641	2,027	2,532	2,025	2,322
Rotary Wing . . . . .	1,228	102	137	196	318	235	240
<u>Gliders and Targets</u> . . . . .	<u>418</u>	<u>64</u>	<u>90</u>	<u>93</u>	<u>42</u>	<u>40</u>	<u>89</u>

TABLE 34.-- USAF FLYING TIME OVERSEAS, BY TYPE AND MODEL: DURING 1948, Continued

(Excluding Military Air Transport Service)

Type and Model	Total Jul-Dec	Jul	Aug	Sep	Oct	Nov	Dec
<u>Total</u>	<u>275,093</u>	<u>56,967</u>	<u>61,132</u>	<u>62,010</u>	<u>66,554</u>	<u>67,387</u>	<u>61,993</u>
<u>Bomber - Total</u> . . . . .	<u>48,268</u>	<u>6,797</u>	<u>6,390</u>	<u>5,689</u>	<u>9,327</u>	<u>11,601</u>	<u>8,464</u>
B-29 . . . . .	22,293	1,898	2,070	2,039	5,297	6,949	4,060
B-17 . . . . .	4,909	1,026	975	960	765	593	590
B-26 . . . . .	19,827	3,826	3,258	2,581	3,158	3,795	3,219
Other . . . . .	1,229	47	87	109	107	264	615
<u>Fighter - Total</u> . . . . .	<u>108,454</u>	<u>17,223</u>	<u>18,730</u>	<u>19,360</u>	<u>18,276</u>	<u>18,600</u>	<u>16,265</u>
F-47 . . . . .	34,439	6,550	6,901	6,566	5,598	4,667	2,157
F-51 . . . . .	46,680	7,412	7,271	7,415	7,972	8,840	7,770
F-61 . . . . .	6,832	901	1,189	1,490	1,413	1,026	813
F-80 . . . . .	20,934	2,360	3,369	3,389	3,133	3,953	3,330
Other . . . . .	469	-	-	-	160	114	195
<u>Reconnaissance - Total</u> . . . . .	<u>26,427</u>	<u>3,974</u>	<u>4,056</u>	<u>4,401</u>	<u>4,789</u>	<u>4,500</u>	<u>4,707</u>
RB-17 . . . . .	8,052	1,144	1,117	1,411	1,487	1,365	1,528
RB-29 . . . . .	3,422	635	688	586	566	434	513
RB-26 . . . . .	1,403	431	251	285	230	151	55
RF-51 . . . . .	3,451	578	652	627	635	497	462
RF-61 . . . . .	2,599	245	512	435	293	585	529
RF-80 . . . . .	5,115	578	534	776	1,060	965	1,202
RC-45 . . . . .	2,385	363	302	281	518	503	418
<u>Search and Rescue</u> . . . . .	<u>9,508</u>	<u>1,226</u>	<u>2,162</u>	<u>1,684</u>	<u>1,440</u>	<u>1,603</u>	<u>1,393</u>
<u>Transport - Total</u> . . . . .	<u>118,725</u>	<u>17,577</u>	<u>19,835</u>	<u>20,164</u>	<u>21,143</u>	<u>19,920</u>	<u>20,086</u>
C-45 . . . . .	9,572	1,751	1,715	1,643	1,632	1,358	1,473
C-46 . . . . .	19,351	3,145	3,200	2,878	3,493	3,520	3,615
C-47/C-117 . . . . .	60,805	8,434	9,168	9,839	11,270	10,777	11,267
C-54 . . . . .	20,155	3,324	4,771	4,682	2,774	2,670	1,934
C-82 . . . . .	2,837	53	58	23	854	738	1,111
CB-17 . . . . .	4,668	585	726	939	980	790	648
CB-26 . . . . .	124	-	-	-	60	54	10
Other . . . . .	713	235	197	160	80	13	28
<u>Trainer - Total</u> . . . . .	<u>51,084</u>	<u>7,650</u>	<u>7,441</u>	<u>8,394</u>	<u>9,367</u>	<u>8,904</u>	<u>9,328</u>
T-6 . . . . .	21,093	6,021	5,671	6,651	7,575	7,264	7,911
T-7/11 . . . . .	1,820	361	390	387	253	233	196
TB-17 . . . . .	6,468	1,031	1,039	1,011	1,256	1,160	971
TB-25 . . . . .	638	116	90	146	99	79	108
TB-26 . . . . .	902	84	213	173	165	128	139
Other . . . . .	163	37	38	26	19	40	3
<u>Communication - Total</u> . . . . .	<u>13,241</u>	<u>2,457</u>	<u>2,487</u>	<u>2,219</u>	<u>2,118</u>	<u>2,230</u>	<u>1,730</u>
Liaison . . . . .	12,078	2,315	2,231	1,999	1,900	2,067	1,566
Rotary Wing . . . . .	1,163	142	256	220	218	163	164
<u>Gliders and Tarets</u> . . . . .	<u>386</u>	<u>63</u>	<u>81</u>	<u>99</u>	<u>94</u>	<u>29</u>	<u>20</u>



TABLE 35.-- USAF FLYING TIME IN AIR TRANSPORT COMMAND, BY TYPE AND MODEL JAN THROUGH JUN 1948

Type and Model	Total	Jan	Feb	Mar	Apr	May	June
<b>Total</b>	<b>218,976</b>	<b>28,054</b>	<b>32,605</b>	<b>36,607</b>	<b>41,125</b>	<b>41,478</b>	<b>39,107</b>
<b>Bomber - Total</b> . . . . .	<b>27,041</b>	<b>2,751</b>	<b>4,563</b>	<b>4,377</b>	<b>5,391</b>	<b>5,734</b>	<b>4,225</b>
B-29 . . . . .	13,542	669	2,689	2,155	2,852	3,255	1,922
B-17 . . . . .	8,546	1,331	1,245	1,285	1,533	1,708	1,444
B-25 . . . . .	4,821	751	629	937	1,006	717	781
Other . . . . .	132	-	-	-	-	54	78
<b>Reconnaissance</b> . . . . .	<b>143</b>	<b>26</b>	<b>17</b>	<b>13</b>	<b>41</b>	<b>13</b>	<b>23</b>
<b>Search and Rescue</b> . . . . .	<b>1,650</b>	<b>162</b>	<b>170</b>	<b>157</b>	<b>152</b>	<b>619</b>	<b>390</b>
<b>Transport - Total</b> . . . . .	<b>184,346</b>	<b>24,038</b>	<b>26,718</b>	<b>31,133</b>	<b>34,676</b>	<b>34,374</b>	<b>33,407</b>
C-45 . . . . .	7,585	1,055	1,163	1,281	1,441	1,411	1,234
C-46 . . . . .	976	119	166	179	148	166	198
C-47 . . . . .	71,845	9,721	9,893	12,127	13,391	13,019	13,694
C-54 . . . . .	100,368	12,928	15,166	16,949	18,990	18,930	17,405
C-74 . . . . .	1,637	102	109	209	371	386	460
C-97 . . . . .	1,376	72	195	251	277	291	290
Other . . . . .	559	41	26	137	58	171	126
<b>Trainer - Total</b> . . . . .	<b>1,093</b>	<b>117</b>	<b>190</b>	<b>187</b>	<b>190</b>	<b>178</b>	<b>231</b>
AT-6 . . . . .	776	117	127	108	141	107	176
AT-7/11 . . . . .	317	-	63	79	49	71	55
<b>Communications - Total</b> . . . . .	<b>4,703</b>	<b>250</b>	<b>247</b>	<b>240</b>	<b>675</b>	<b>560</b>	<b>831</b>
Liaison . . . . .	4,207	84	856	651	559	460	797
Rotary Wing . . . . .	496	66	91	89	116	100	34

TABLE 36.-- USAF FLYING TIME IN MILITARY AIR TRANSPORT SERVICE, BY TYPE AND MODEL  
JUL THROUGH DEC 1948

Type and Model	Total	Jul	Aug	Sep	Oct	Nov	Dec
<b>Total</b>	<b>189,238</b>	<b>39,995</b>	<b>32,174</b>	<b>31,749</b>	<b>30,337</b>	<b>27,326</b>	<b>27,657</b>
<b>Bomber - Total</b> . . . . .	<b>2,876</b>	<b>904</b>	<b>675</b>	<b>604</b>	<b>351</b>	<b>221</b>	<b>321</b>
B-29 . . . . .	638	314	111	28	54	30	101
B-17 . . . . .	1,414	362	335	253	225	81	158
B-25 . . . . .	529	136	208	68	22	62	33
B-26 . . . . .	295	92	21	55	50	48	29
<b>Reconnaissance - Total</b> . . . . .	<b>13,609</b>	<b>2,194</b>	<b>2,492</b>	<b>2,487</b>	<b>2,310</b>	<b>1,974</b>	<b>2,152</b>
RB-17 . . . . .	767	205	83	72	118	114	175
RB-29 . . . . .	12,756	1,956	2,356	2,415	2,192	1,860	1,977
RC-47 . . . . .	86	33	53	-	-	-	-
<b>Search and Rescue</b> . . . . .	<b>6,797</b>	<b>705</b>	<b>792</b>	<b>1,168</b>	<b>1,467</b>	<b>1,437</b>	<b>1,228</b>
<b>Transport - Total</b> . . . . .	<b>153,795</b>	<b>34,071</b>	<b>26,214</b>	<b>25,735</b>	<b>24,027</b>	<b>21,620</b>	<b>22,128</b>
C-45 . . . . .	9,001	1,697	1,131	1,756	1,557	1,570	1,290
C-46 . . . . .	1,304	189	342	179	206	166	222
C-47 . . . . .	78,650	13,699	13,702	13,372	13,524	11,426	12,927
C-54 . . . . .	58,515	17,569	9,778	9,247	7,914	7,611	6,396
C-74 . . . . .	2,995	344	434	343	481	510	883
C-82 . . . . .	811	62	141	192	91	164	161
C-97 . . . . .	992	239	441	259	-	-	53
Other . . . . .	1,527	272	245	387	254	173	196
<b>Trainer - Total</b> . . . . .	<b>6,942</b>	<b>1,081</b>	<b>1,225</b>	<b>1,178</b>	<b>1,268</b>	<b>1,186</b>	<b>1,004</b>
T-6 . . . . .	731	103	136	174	136	119	63
T-11 . . . . .	466	47	79	70	86	119	65
TB-17 . . . . .	1,118	202	291	192	148	181	104
TB-25 . . . . .	4,080	715	709	610	776	649	621
Other . . . . .	547	14	10	132	122	118	151
<b>Communications - Total</b> . . . . .	<b>5,219</b>	<b>1,040</b>	<b>776</b>	<b>777</b>	<b>914</b>	<b>888</b>	<b>824</b>
Liaison . . . . .	4,289	992	637	619	718	702	621
Rotary Wing . . . . .	930	48	139	158	196	186	203

TABLE 37.-- UTILIZATION AND MAINTENANCE

Month	Air De- fense Com- mand	Air Material Command	Air Proving Ground Command	Air Training Com- mand	Air Univer- sity	Chief of Staff	Conti- nental Air Command	Head- quarters Command
Jan a/								
1	Hours Flown . . . . .	9,705	19,415	g/	44,883	6,788	925	8,212
2	Average Aircraft On Hand . . . .	433	1,038	-	1,140	336	32	179
3	Average Aircraft in Commission.	242	562	-	750	238	20	146
4	Av. Hrs. Flown Per A/C On Hand.	22	19	-	39	20	29	46
Feb g/								
5	Hours Flown . . . . .	11,503	19,055	g/	43,793	8,065	1,286	8,808
6	Average Aircraft On Hand . . . .	421	1,039	-	1,125	333	67	171
7	Average Aircraft in Commission.	244	566	-	736	238	50	140
8	Av. Hrs. Flown Per A/C On Hand.	27	18	-	39	24	19	52
Mar a/								
9	Hours Flown . . . . .	14,333	23,153	g/	50,590	9,522	1,726	9,718
10	Average Aircraft On Hand . . . .	437	901	-	1,161	332	83	167
11	Average Aircraft in Commission.	272	503	-	781	221	58	138
12	Av. Hrs. Flown Per A/C On Hand.	33	26	-	44	29	21	58
Apr a/								
13	Hours Flown . . . . .	15,148	26,469	g/	72,922	9,958	1,975	10,877
14	Average Aircraft On Hand . . . .	453	878	-	1,241	285	78	172
15	Average Aircraft in Commission.	298	525	-	827	187	58	141
16	Av. Hrs. Flown Per A/C On Hand.	33	30	-	59	35	25	63
May a/								
17	Hours Flown . . . . .	14,082	25,436	g/	65,101	10,467	2,063	10,743
18	Average Aircraft On Hand . . . .	437	873	-	1,362	365	77	166
19	Average Aircraft in Commission.	286	492	-	963	166	60	134
20	Av. Hrs. Flown Per A/C On Hand.	32	29	-	48	39	27	65
Jun a/								
21	Hours Flown . . . . .	15,457	20,844	4,396	66,907	10,367	2,108	10,893
22	Average Aircraft On Hand . . . .	422	705	172	1,452	271	79	168
23	Average Aircraft in Commission.	259	373	104	972	166	56	131
24	Av. Hrs. Flown Per A/C On Hand.	37	30	26	46	38	27	65
Jul b/								
25	Hours Flown . . . . .	14,968	21,501	4,405	72,401	10,207	1,946	10,580
26	Average Aircraft On Hand . . . .	414	948	183	1,467	279	73	171
27	Average Aircraft in Commission.	237	392	88	1,045	184	51	138
28	Av. Hrs. Flown Per A/C On Hand.	36	23	24	49	37	27	62
Aug b/								
29	Hours Flown . . . . .	15,316	22,721	4,040	83,790	10,832	2,456	11,955
30	Average Aircraft On Hand . . . .	410	890	184	1,451	281	82	174
31	Average Aircraft in Commission.	249	391	89	1,064	198	64	144
32	Av. Hrs. Flown Per A/C On Hand.	37	26	22	61	39	30	69
Sep b/								
33	Hours Flown . . . . .	12,758	19,749	4,235	82,089	11,360	2,215	11,491
34	Average Aircraft On Hand . . . .	414	859	186	1,459	286	77	176
35	Average Aircraft in Commission.	243	397	87	1,095	204	57	145
36	Av. Hrs. Flown Per A/C On Hand.	31	22	23	56	40	29	65
Oct b/								
37	Hours Flown . . . . .	12,166	20,665	4,121	70,101	12,056	1,907	11,858
38	Average Aircraft On Hand . . . .	437	820	171	1,523	283	72	179
39	Average Aircraft in Commission.	259	393	84	1,058	193	55	148
40	Av. Hrs. Flown Per A/C On Hand.	28	25	24	46	43	26	66
Nov b/								
41	Hours Flown . . . . .	10,242	17,454	3,259	84,824	9,680	1,602	10,740
42	Average Aircraft On Hand . . . .	412	824	167	1,639	285	73	178
43	Average Aircraft in Commission.	236	398	92	1,139	190	55	150
44	Av. Hrs. Flown Per A/C On Hand.	25	21	20	52	34	22	60
Dec b/								
45	Hours Flown . . . . .	-	17,197	3,476	63,019	8,406	1,654	10,539
46	Average Aircraft On Hand . . . .	-	804	158	1,737	282	75	174
47	Average Aircraft in Commission.	-	393	76	1,225	139	57	137
48	Av. Hrs. Flown Per A/C On Hand.	-	21	22	36	30	22	61

a/ During the period 1 Jan-30 Jun aircraft in the following categories were excluded; storage, excess, bailment.

b/ Due to a revision of the flying active inventory (effective 1 July 1943), in addition to above, air-  
the year.

g/ Included with Air Material Command

## OF USAF AIRCRAFT, BY COMMAND-MONTHLY 1948

Strategic Air Command	Tactical Air Command	MATS World-Wide	Alaskan Air Command	AAG (China)	Caribbean Air Command	Far East Air Forces	JBUSMC	Pacific Air Command	US Air Forces in Europe	Other Overseas	Operation Vittles	
28,998	20,831	28,028	4,749	619	5,726	31,700	296	3,506	8,265	-	-	1
865	1,194	606	220	30	296	1,312	5	161	374	-	-	2
517	653	328	101	21	133	650	2	78	244	-	-	3
34	17	46	22	21	19	24	59	22	22	-	-	4
33,489	20,723	32,600	5,013	622	6,037	31,777	263	3,991	9,095	-	-	5
877	1,210	658	235	29	306	1,304	5	162	378	-	-	6
525	642	384	99	22	159	643	2	65	229	-	-	7
38	17	50	21	21	20	24	53	25	24	-	-	8
36,335	32,062	36,584	6,203	809	7,268	39,221	308	4,117	14,910	-	-	9
896	1,220	629	244	29	325	1,313	3	155	362	-	-	10
544	638	358	108	22	165	686	2	79	230	-	-	11
41	26	58	25	28	22	30	102	27	41	-	-	12
39,986	36,626	41,059	6,750	709	8,414	35,758	272	4,232	15,710	-	-	13
899	1,209	632	241	31	326	1,347	4	152	362	-	-	14
567	670	383	123	27	171	723	4	77	259	-	-	15
44	30	65	28	23	26	27	68	28	43	-	-	16
36,467	37,311	41,470	6,866	617	8,043	35,510	195	4,466	12,641	-	-	17
863	1,238	648	244	31	309	1,324	3	156	352	-	-	18
562	734	398	126	27	175	697	3	84	231	-	-	19
42	30	64	28	20	26	27	65	29	36	-	-	20
39,835	33,031	39,079	8,555	591	8,614	31,764	244	4,571	12,718	-	-	21
907	1,254	648	256	30	320	1,308	3	157	358	-	-	22
586	669	375	147	23	195	680	3	93	244	-	-	23
44	26	60	33	20	27	24	81	29	36	-	-	24
36,936	31,125	39,995	6,585	758	6,223	33,367	301	3,997	5,517	-	30,764	25
1,025	1,276	635	258	31	252	1,457	4	161	454	-	177	26
653	627	354	141	21	128	774	3	104	170	-	128	27
36	24	63	26	24	25	23	75	25	12	-	174	28
35,431	33,196	32,174	7,283	682	6,310	34,642	256	4,940	6,797	-	36,147	29
1,137	1,259	573	254	30	247	1,492	4	157	316	-	226	30
644	599	343	140	20	119	673	2	91	184	-	149	31
31	26	56	29	23	26	23	64	31	22	-	160	32
33,395	31,621	31,749	5,724	623	6,911	36,139	216	4,091	7,811	-	41,301	33
1,200	1,240	560	254	26	238	1,479	4	160	300	-	215	34
681	663	328	106	19	130	646	3	94	195	-	135	35
28	26	57	23	24	29	24	54	26	26	-	192	36
29,370	26,216	30,328	4,845	781	7,041	37,001	278	4,154	7,663	4,397	34,614	37
1,095	1,122	535	248	26	248	1,410	5	152	356	107	172	38
577	607	309	117	16	137	665	3	83	213	83	109	39
27	23	57	20	30	28	26	56	27	22	41	201	40
24,190	19,684	27,314	3,767	983	6,067	38,450	189	3,397	7,637	6,701	25,322	41
1,050	1,064	527	254	27	245	1,331	5	158	406	193	160	42
562	579	298	99	22	142	760	3	72	247	143	95	43
23	19	52	15	36	25	28	38	22	19	35	158	44
23,758	-	27,651	3,948	623	6,204	36,990	324	3,315	5,898	4,683	31,537	45
873	-	503	247	23	228	1,354	4	146	376	155	181	46
451	-	281	106	20	127	714	4	77	255	114	101	47
26	-	55	16	27	27	27	81	23	16	30	174	48

grounded pending transfer, reclamation salvage or survey, depot maintenance, modification, project, and

craft on loan to a Non-USAF organization, and all "X" models were excluded during the last six months of

TABLE 38.-- UTILIZATION AND MAINTENANCE OF USAF AIRCRAFT, BY TYPE AND MODEL AND BY TYPE OF FLYING: DURING 1948

Note:-- The data below is designed to reflect aircraft maintenance and utilization by type of activity and is based on the "Flying Active" aircraft inventory only. The various types of flying activity are defined in the Glossary.

		January through June 1948						
Type of Flying		Total USAF	Bomber					Other
			B-29	B-17	B-25	A-26		
ADMINISTRATIVE	Hours Flown . . . . .	20,163	-	1,640	750	-	-	-
	Average Aircraft On Hand . . . . .	71	-	4	4	-	-	-
	Average Aircraft In Commission . . . . .	60	-	4	4	-	-	-
	Av. Hrs. Flown Per A/C On Hand . . . . .	47	-	68	31	-	-	-
MINIMUM INDIVIDUAL TRAINING	Hours Flown . . . . .	660,981	1,444	23,564	112,613	33,552	-	-
	Average Aircraft On Hand . . . . .	2,793	6	96	451	191	-	-
	Average Aircraft In Commission . . . . .	1,795	2	73	269	106	-	-
	Av. Hrs. Flown Per A/C On Hand . . . . .	39	40	41	42	29	-	-
OPERATIONAL	Hours Flown . . . . .	967,230	103,773	20,629	42,274	39,215	356	-
	Average Aircraft On Hand . . . . .	4,709	369	100	126	195	2	-
	Average Aircraft In Commission . . . . .	2,795	208	68	76	88	1	-
	Av. Hrs. Flown Per A/C On Hand . . . . .	34	47	34	56	34	30	-
RESEARCH AND DEVELOPMENT a/	Hours Flown . . . . .	40,244	7,971	5,750	2,308	1,760	564	-
	Average Aircraft On Hand . . . . .	508	67	47	22	27	15	-
	Average Aircraft In Commission . . . . .	253	34	25	13	12	3	-
	Av. Hrs. Flown Per A/C On Hand . . . . .	13	20	20	18	11	6	-
TOTAL FLYING ACTIVE	Hours Flown . . . . .	1,688,618	113,188	51,583	157,945	74,527	920	-
	Average Aircraft On Hand . . . . .	8,081	442	247	603	413	17	-
	Average Aircraft In Commission . . . . .	4,903	244	170	362	206	4	-
	Av. Hrs. Flown Per A/C On Hand . . . . .	35	43	35	44	30	9	-
	All Other Flying Time . . . . .	16,860	2,271	1,079	449	722	112	-
	Grand Total Hours Flown . . . . .	1,705,478	115,459	52,662	158,394	75,249	1,032	-
Type of Flying			Fighter					Other
			P-47	P-51	P-61	P-80	P-82	
ADMINISTRATIVE	Hours Flown . . . . .	-	-	-	-	-	-	-
	Average Aircraft On Hand . . . . .	-	-	-	-	-	-	-
	Average Aircraft In Commission . . . . .	-	-	-	-	-	-	-
	Av. Hrs. Flown Per A/C On Hand . . . . .	-	-	-	-	-	-	-
MINIMUM INDIVIDUAL TRAINING	Hours Flown . . . . .	1,181	10,741	145	5,074	-	-	-
	Average Aircraft On Hand . . . . .	14	79	1	48	-	-	-
	Average Aircraft In Commission . . . . .	5	44	-	27	-	-	-
	Av. Hrs. Flown Per A/C On Hand . . . . .	14	23	24	18	-	-	-
OPERATIONAL	Hours Flown . . . . .	53,718	110,859	13,909	43,620	202	6,011	-
	Average Aircraft On Hand . . . . .	408	773	97	362	1	119	-
	Average Aircraft In Commission . . . . .	217	456	44	207	-	48	-
	Av. Hrs. Flown Per A/C On Hand . . . . .	22	24	24	120	34	8	-
RESEARCH AND DEVELOPMENT a/	Hours Flown . . . . .	314	1,222	480	2,620	1,651	498	120
	Average Aircraft On Hand . . . . .	12	21	11	56	22	25	7
	Average Aircraft In Commission . . . . .	6	12	5	27	10	7	4
	Av. Hrs. Flown Per A/C On Hand . . . . .	4	10	7	8	13	3	3
TOTAL FLYING ACTIVE	Hours Flown . . . . .	55,213	122,822	14,534	51,314	1,953	6,509	120
	Average Aircraft On Hand . . . . .	434	873	109	466	23	144	7
	Average Aircraft In Commission . . . . .	228	512	49	261	10	55	4
	Av. Hrs. Flown Per A/C On Hand . . . . .	21	23	22	18	13	8	3
	All Other Flying Time . . . . .	1,080	1,976	132	446	4	7	-
	Total Hours Flown . . . . .	56,293	124,798	14,666	51,760	1,857	6,516	120

a/ Experimental or "X" models are included in Research and Development category January through June.

TABLE 38.-- UTILIZATION AND MAINTENANCE OF USAF AIRCRAFT, BY TYPE, AND MODEL AND BY TYPE OF FLYING: DURING 1948, Continued

		January through June 1948							Search And Rescue
Type of Flying		R e c o n n a i s s a n c e							
		F-2	F-6	F-9	F-13	FA-26	PF-80	Other	
ADMINIS- TRATIVE	Hours Flown . . . . .	-	-	-	-	-	-	-	-
	Average aircraft On Hand. . . . .	-	-	-	-	-	-	-	-
	Average aircraft In Commission. . . . .	-	-	-	-	-	-	-	-
	Av. Hrs. Flown Per A/C On Hand. . . . .	-	-	-	-	-	-	-	-
MINIMUM INDI- VIDUAL TRAINING	Hours Flown . . . . .	966	623	469	26	-	-	-	-
	Average aircraft On Hand. . . . .	4	5	2	1	-	-	-	-
	Average aircraft In Commission. . . . .	3	4	1	-	-	-	-	-
	Av. Hrs. Flown Per A/C On Hand. . . . .	40	21	39	4	-	-	-	-
OPERA- TIONAL	Hours Flown . . . . .	2,982	9,603	13,070	7,462	9,540	13,388	2,155	3,068
	Average aircraft On Hand. . . . .	22	63	63	27	46	86	18	23
	Average aircraft In Commission. . . . .	15	31	38	13	32	63	12	15
	Av. Hrs. Flown Per A/C On Hand. . . . .	23	25	35	46	35	26	20	22
RESEARCH AND DEVELOP- MENT a/	Hours Flown . . . . .	170	118	-	238	174	677	266	-
	Average aircraft On Hand. . . . .	1	1	-	2	2	8	4	-
	Average aircraft In Commission. . . . .	1	1	-	2	2	7	1	-
	Av. Hrs. Flown Per A/C On Hand. . . . .	28	20	-	20	15	14	11	-
TOTAL FLYING ACTIVE	Hours Flown . . . . .	4,118	10,344	13,539	7,726	9,714	14,065	2,421	3,068
	Average aircraft On Hand. . . . .	27	69	65	30	48	94	22	23
	Average aircraft In Commission. . . . .	19	36	39	15	34	70	13	15
	Av. Hrs. Flown Per A/C On Hand. . . . .	25	25	35	43	34	25	18	22
	All Other Flying Time . . . . .	133	51	2	83	2	115	14	51
	Total Hours Flown . . . . .	4,251	10,395	13,541	7,809	9,716	14,180	2,435	3,119
Type of Flying		T r a n s p o r t							
		C-45	C-46'	C-47/117	C-54	C-82	Other		
ADMINIS- TRATIVE	Hours Flown . . . . .	-	-	14,767	2,867	-	-	139	
	Average aircraft On Hand. . . . .	-	-	55	7	-	-	1	
	Average aircraft In Commission. . . . .	-	-	46	6	-	-	-	
	Av. Hrs. Flown Per A/C On Hand. . . . .	-	-	45	68	-	-	23	
MINIMUM INDI- VIDUAL TRAINING	Hours Flown . . . . .	108,131	3,571	210,051	8,531	55	-	81	
	Average aircraft On Hand. . . . .	409	17	640	24	2	-	4	
	Average aircraft In Commission. . . . .	283	8	430	13	-	-	1	
	Av. Hrs. Flown Per A/C On Hand. . . . .	44	35	55	59	5	-	4	
OPERA- TIONAL	Hours Flown . . . . .	2,879	15,001	125,351	129,586	26,679	-	2,248	
	Average aircraft On Hand. . . . .	20	78	397	266	142	-	11	
	Average aircraft In Commission. . . . .	12	34	265	139	69	-	7	
	Av. Hrs. Flown Per A/C On Hand. . . . .	24	32	53	81	31	-	34	
RESEARCH AND DEVELOP- MENT a/	Hours Flown . . . . .	1,091	534	4,104	1,668	462	-	1,783	
	Average aircraft On Hand. . . . .	12	3	37	14	6	-	9	
	Average aircraft In Commission. . . . .	10	2	15	6	4	-	3	
	Av. Hrs. Flown Per A/C On Hand. . . . .	15	30	18	20	13	-	33	
TOTAL FLYING ACTIVE	Hours Flown . . . . .	112,101	19,106	354,273	142,652	27,196	-	4,251	
	Average aircraft On Hand. . . . .	441	98	1,129	311	150	-	25	
	Average aircraft In Commission. . . . .	305	44	756	164	73	-	11	
	Av. Hrs. Flown Per A/C On Hand. . . . .	42	32	52	76	30	-	28	
	All Other Flying Time . . . . .	482	442	4,185	876	115	-	164	
	Total Hours Flown . . . . .	112,583	19,548	358,458	143,528	27,311	-	4,415	

a/ Flying time of "A" models are included in "All Other Flying" July through December

TABLE 38.-- UTILIZATION AND MAINTENANCE OF USAF AIRCRAFT, BY TYPE AND MODEL AND BY TYPE OF FLYING:  
DURING 1948. Continued

		January through June 1948					Gliders and Targets
Type of Flying		T r a i n e r			Communications		
		AT-6	AT-7/11	Other	Liaison	Rotary Wing	
ADMINIS- TRATIVE	Hours Flown . . . . .	-	-	-	-	-	-
	Average Aircraft On Hand. . . . .	-	-	-	-	-	-
	Average Aircraft In Commission. . . . .	-	-	-	-	-	-
	Av. Hrs. Flown Per A/C On Hand. . . . .	-	-	-	-	-	-
MINIMUM INDI- VIDUAL TRAINING	Hours Flown . . . . .	119,778	12,154	137	7,850	198	46
	Average Aircraft On Hand. . . . .	636	64	4	77	6	12
	Average Aircraft In Commission. . . . .	415	47	2	48	3	11
	Av. Hrs. Flown Per A/C On Hand. . . . .	31	32	6	17	6	1
OPERA- TIONAL	Hours Flown . . . . .	137,236	829	-	25,426	4,572	1,589
	Average Aircraft On Hand. . . . .	449	5	-	167	74	200
	Average Aircraft In Commission. . . . .	343	3	-	132	32	127
	Av. Hrs. Flown Per A/C On Hand. . . . .	51	28	-	25	10	1
RESEARCH AND DEVELOP- MENT a/	Hours Flown . . . . .	719	344	-	1,396	624	618
	Average Aircraft On Hand. . . . .	6	5	-	24	15	27
	Average Aircraft In Commission. . . . .	4	4	-	13	6	14
	Av. Hrs. Flown Per A/C On Hand. . . . .	20	11	-	10	7	4
TOTAL FLYING ACTIVE	Hours Flown . . . . .	257,733	13,327	137	34,672	5,394	2,253
	Average Aircraft On Hand. . . . .	1,091	74	4	268	95	239
	Average Aircraft In Commission. . . . .	762	54	2	193	41	152
	Av. Hrs. Flown Per A/C On Hand. . . . .	39	30	6	22	9	2
	All Other Flying Time . . . . .	628	346	100	720	36	37
	Total Hours Flown . . . . .	258,361	13,673	237	35,392	5,430	2,290

TABLE 38.-- UTILIZATION AND MAINTENANCE OF USAF AIRCRAFT, BY TYPE AND MODEL AND BY TYPE OF FLYING:  
DURING 1948. Continued

		July through December 1948						
Type of Flying		Total USAF	B o m b e r					
			B-29	B-50	B-17	B-26	Other	
ADMINIS- TRATIVE	Hours Flown . . . . .	23,175	-	-	-	-	-	
	Average Aircraft On Hand. . . . .	73	-	-	-	-	-	
	Average Aircraft In Commission. . . . .	58	-	-	-	-	-	
	Av. Hrs. Flown Per A/C On Hand. . . . .	53	-	-	-	-	-	
MINIMUM INDI- VIDUAL TRAINING	Hours Flown . . . . .	654,049	973	123	6,363	12,335	3,090	
	Average Aircraft On Hand. . . . .	2,452	5	1	33	85	9	
	Average Aircraft In Commission. . . . .	1,604	2	1	25	42	6	
	Av. Hrs. Flown Per A/C On Hand. . . . .	44	32	21	32	24	57	
OPERA- TIONAL	Hours Flown . . . . .	1,215,270	91,445	2,448	3,659	27,109	2,275	
	Average Aircraft On Hand. . . . .	5,235	440	8	16	165	21	
	Average Aircraft In Commission. . . . .	3,293	272	6	10	80	6	
	Av. Hrs. Flown Per A/C On Hand. . . . .	38	35	51	38	27	18	
RESEARCH AND DEVELOP- MENT	Hours Flown . . . . .	33,359	2,815	498	2,696	1,048	1,104	
	Average Aircraft On Hand. . . . .	410	39	6	21	15	14	
	Average Aircraft In Commission. . . . .	197	18	2	14	6	5	
	Av. Hrs. Flown Per A/C On Hand. . . . .	14	12	14	21	12	13	
TOTAL FLYING ACTIVE	Hours Flown . . . . .	1,925,853	95,233	3,069	12,718	40,492	6,469	
	Average Aircraft On Hand. . . . .	8,220	484	15	70	265	44	
	Average Aircraft In Commission. . . . .	5,152	292	9	49	128	17	
	Av. Hrs. Flown Per A/C On Hand. . . . .	39	33	34	30	25	25	
b/	All Other Flying Time . . . . .	16,320	2,213	25	515	628	312	
	Grand Total Hours Flown . . . . .	1,942,173	97,446	3,094	13,233	41,120	6,781	
Type of Flying		F i g h t e r						
		F-47	F-51	F-61	F-80	F-82	F-84	Other
ADMINIS- TRATIVE	Hours Flown . . . . .	-	-	-	-	-	-	-
	Average Aircraft On Hand. . . . .	-	-	-	-	-	-	-
	Average Aircraft In Commission. . . . .	-	-	-	-	-	-	-
	Av. Hrs. Flown Per A/C On Hand. . . . .	-	-	-	-	-	-	-
MINIMUM INDI- VIDUAL TRAINING	Hours Flown . . . . .	406	5,864	48	1,366	18	1	-
	Average Aircraft On Hand. . . . .	6	42	1	21	-	-	-
	Average Aircraft In Commission. . . . .	2	22	-	11	-	-	-
	Av. Hrs. Flown Per A/C On Hand. . . . .	11	23	8	11	-	-	-
OPERA- TIONAL	Hours Flown . . . . .	41,351	65,557	9,317	44,391	10,312	11,204	-
	Average Aircraft On Hand. . . . .	336	616	77	391	103	220	-
	Average Aircraft In Commission. . . . .	201	374	37	252	40	100	-
	Av. Hrs. Flown Per A/C On Hand. . . . .	21	18	20	19	17	8	-
RESEARCH AND DEVELOP- MENT	Hours Flown . . . . .	139	501	429	2,623	970	674	88
	Average Aircraft On Hand. . . . .	6	9	7	47	18	18	10
	Average Aircraft In Commission. . . . .	2	5	3	22	6	7	3
	Av. Hrs. Flown Per A/C On Hand. . . . .	4	9	10	9	9	6	2
TOTAL FLYING ACTIVE	Hours Flown . . . . .	41,896	71,922	9,794	48,380	11,300	11,879	88
	Average Aircraft On Hand. . . . .	348	667	85	459	121	238	10
	Average Aircraft In Commission. . . . .	205	401	40	285	46	107	3
	Av. Hrs. Flown Per A/C On Hand. . . . .	20	18	19	18	16	8	2
b/	All Other Flying Time . . . . .	47	988	159	116	179	151	8
	Total Hours Flown . . . . .	41,943	72,910	9,953	48,496	11,479	12,030	96



TABLE 38.-- UTILIZATION AND MAINTENANCE OF USAF AIRCRAFT, BY TYPE AND MODEL AND BY TYPE OF FLYING:  
DURING 1948. Continued

		July through December 1948						Search And Rescue
Type of Flying		R e c o n n a i s s a n c e						
		RB-17	RB-29	RB-26	RF-51	RF-80	Other	
ADMINIS- TRATIVE	Hours Flown . . . . .	-	-	-	-	-	-	-
	Average Aircraft On Hand. . . . .	-	-	-	-	-	-	-
	Average Aircraft In Commission. . . . .	-	-	-	-	-	-	-
	Av. Hrs. Flown Per A/C On Hand. . . . .	-	-	-	-	-	-	-
MINIMUM INDI- VIDUAL TRAINING	Hours Flown . . . . .	555	543	-	17	-	1,760	-
	Average Aircraft On Hand. . . . .	4	3	-	-	-	7	-
	Average Aircraft In Commission. . . . .	1	-	-	-	-	5	-
	Av. Hrs. Flown Per A/C On Hand. . . . .	23	30	-	-	-	42	-
OPERA- TIONAL	Hours Flown . . . . .	13,098	18,719	6,248	6,046	14,621	6,185	16,729
	Average Aircraft On Hand. . . . .	62	85	42	42	84	41	95
	Average Aircraft In Commission. . . . .	32	31	25	22	62	27	59
	Av. Hrs. Flown Per A/C On Hand. . . . .	35	37	25	24	29	25	29
RESEARCH AND DEVELOP- MENT	Hours Flown . . . . .	-	182	189	122	888	289	9
	Average Aircraft On Hand. . . . .	-	2	3	1	9	4	1
	Average Aircraft In Commission. . . . .	-	-	1	1	6	3	-
	Av. Hrs. Flown Per A/C On Hand. . . . .	-	15	11	20	16	12	2
TOTAL FLYING ACTIVE	Hours Flown . . . . .	13,653	19,444	6,437	6,185	15,509	8,234	16,738
	Average Aircraft On Hand. . . . .	66	90	45	43	93	52	96
	Average Aircraft In Commission. . . . .	33	31	26	23	68	35	59
	Av. Hrs. Flown Per A/C On Hand. . . . .	34	36	24	24	28	26	29
b/	All Other Flying Time . . . . .	20	46	451	248	69	111	35
	Total Hours Flown . . . . .	13,673	19,490	6,888	6,433	15,578	8,345	16,773
		T r a n s p o r t						
Type of Flying		C-45	C-47/117	C-54	C-82	CB-25	Other	
ADMINIS- TRATIVE	Hours Flown . . . . .	-	17,322	3,087	-	1,154	1,605	
	Average Aircraft On Hand. . . . .	-	55	9	-	4	5	
	Average Aircraft In Commission. . . . .	-	45	6	-	3	4	
	Av. Hrs. Flown Per A/C On Hand. . . . .	-	53	57	-	48	54	
MINIMUM INDI- VIDUAL TRAINING	Hours Flown . . . . .	112,364	204,250	6,565	131	21,180	14,191	
	Average Aircraft On Hand. . . . .	390	581	17	3	74	61	
	Average Aircraft In Commission. . . . .	273	396	10	1	46	42	
	Av. Hrs. Flown Per A/C On Hand. . . . .	48	59	64	7	48	39	
OPERA- TIONAL	Hours Flown . . . . .	2,431	158,643	223,508	27,433	772	22,892	
	Average Aircraft On Hand. . . . .	20	384	256	139	3	91	
	Average Aircraft In Commission. . . . .	11	259	159	74	2	42	
	Av. Hrs. Flown Per A/C On Hand. . . . .	20	69	146	33	43	42	
RESEARCH AND DEVELOP- MENT	Hours Flown . . . . .	1,110	3,847	1,878	433	-	1,381	
	Average Aircraft On Hand. . . . .	11	23	13	5	-	7	
	Average Aircraft In Commission. . . . .	7	14	5	2	-	4	
	Av. Hrs. Flown Per A/C On Hand. . . . .	17	28	24	14	-	33	
TOTAL FLYING ACTIVE	Hours Flown . . . . .	115,905	384,062	235,038	27,997	23,106	40,069	
	Average Aircraft On Hand. . . . .	421	1,043	295	147	81	164	
	Average Aircraft In Commission. . . . .	291	714	180	77	51	92	
	Av. Hrs. Flown Per A/C On Hand. . . . .	46	61	133	32	48	41	
b/	All Other Flying Time . . . . .	685	3,366	1,997	1,701	8	195	
	Total Hours Flown . . . . .	116,590	387,428	237,035	29,698	23,114	40,264	

TABLE 38.-- UTILIZATION AND MAINTENANCE OF USAF AIRCRAFT, BY TYPE AND MODEL AND BY TYPE OF FLYING:  
DURING 1948. Continued

		July through December 1948					
Type of Flying		T r a i n e r					
		T-6	T-7/11	TB-17	TB-25	TB-26	TC-47
ADMINIS- TRATIVE	Hours Flown . . . . .	-	-	7	-	-	-
	Average Aircraft On Hand. . . . .	-	-	-	-	-	-
	Average Aircraft In Commission. . . . .	-	-	-	-	-	-
	Av. Hrs. Flown Per A/C On Hand. . . . .	-	-	-	-	-	-
MINIMUM INDI- VIDUAL TRAINING	Hours Flown . . . . .	103,305	15,260	6,988	90,498	15,933	18,475
	Average Aircraft On Hand. . . . .	498	59	25	304	87*	43
	Average Aircraft In Commission. . . . .	327	44	17	193	48	31
	Av. Hrs. Flown Per A/C On Hand. . . . .	35	43	47	50	31	72
OPERA- TIONAL	Hours Flown . . . . .	231,612	681	3,966	69,032	4,176	7,212
	Average Aircraft On Hand. . . . .	701	7	17	206	37	22
	Average Aircraft In Commission. . . . .	567	5	12	134	21	15
	Av. Hrs. Flown Per A/C On Hand. . . . .	55	15	39	56	19	55
RESEARCH AND DEVELOP- MENT	Hours Flown . . . . .	499	82	2,099	1,332	782	-
	Average Aircraft On Hand. . . . .	4	1	15	11	8	-
	Average Aircraft In Commission. . . . .	3	1	9	7	4	-
	Av. Hrs. Flown Per A/C On Hand. . . . .	21	14	23	20	16	-
TOTAL FLYING ACTIVE	Hours Flown . . . . .	335,416	16,023	13,060	160,862	20,891	25,687
	Average Aircraft On Hand. . . . .	1,203	67	57	521	132	65
	Average Aircraft In Commission. . . . .	897	50	38	334	73	46
	Av. Hrs. Flown Per A/C On Hand. . . . .	46	40	38	51	26	66
b/	All Other Flying Time . . . . .	356	146	25	416	108	2
	Total Hours Flown . . . . .	335,772	16,169	13,085	161,278	20,999	25,689
Type of Flying		T r a i n e r (Cont'd)			Communications		Gliders and Targets
		TF-51	TF-80	Other	Liaison	Rotary Wing	
ADMINIS- TRATIVE	Hours Flown . . . . .	-	-	-	-	-	-
	Average Aircraft On Hand. . . . .	-	-	-	-	-	-
	Average Aircraft In Commission. . . . .	-	-	-	-	-	-
	Av. Hrs. Flown Per A/C On Hand. . . . .	-	-	-	-	-	-
MINIMUM INDI- VIDUAL TRAINING	Hours Flown . . . . .	8,332	-	742	2,122	251	-
	Average Aircraft On Hand. . . . .	53	-	6	31	3	-
	Average Aircraft In Commission. . . . .	33	-	3	21	2	-
	Av. Hrs. Flown Per A/C On Hand. . . . .	26	-	21	11	14	-
OPERA- TIONAL	Hours Flown . . . . .	23,584	10,159	536	30,606	6,008	1,305
	Average Aircraft On Hand. . . . .	91	48	6	179	82	152
	Average Aircraft In Commission. . . . .	62	34	2	140	44	74
	Av. Hrs. Flown Per A/C On Hand. . . . .	43	35	15	28	12	1
RESEARCH AND DEVELOP- MENT	Hours Flown . . . . .	619	440	1,345	1,166	670	412
	Average Aircraft On Hand. . . . .	4	4	16	25	10	23
	Average Aircraft In Commission. . . . .	3	3	7	10	5	9
	Av. Hrs. Flown Per A/C On Hand. . . . .	26	18	14	8	11	3
TOTAL FLYING ACTIVE	Hours Flown . . . . .	32,535	10,599	2,623	33,894	6,929	1,717
	Average Aircraft On Hand. . . . .	148	52	28	235	95	175
	Average Aircraft In Commission. . . . .	98	37	12	171	51	83
	Av. Hrs. Flown Per A/C On Hand. . . . .	37	34	16	24	12	2
b/	All Other Flying Time . . . . .	36	8	315	373	64	198
	Total Hours Flown . . . . .	32,571	10,607	2,938	34,267	6,993	1,915

b/ Experimental or "X" models are included in All Other Flying, July through December.

TABLE 39.-- AVIATION FUEL CONSUMPTION

Line No.	Command	Total	Jan	Feb	Mar	Apr	May
1	<u>Total</u>	<u>475,152,982</u>	<u>28,950,823</u>	<u>31,383,940</u>	<u>37,541,603</u>	<u>42,728,392</u>	<u>40,098,838</u>
2	Air Defense Command . . . . .	15,731,514	905,078	1,231,186	1,448,445	1,682,485	1,556,415
3	Air Materiel Command . . . . .	32,757,972	2,264,749	2,783,312	3,259,630	3,590,270	3,472,895
4	Air Proving Ground Command. . .	5,173,493	a/	a/	a/	a/	a/
5	Air Training Command . . . . .	55,733,052	3,171,712	3,384,387	3,999,808	5,192,905	4,742,007
6	Air University . . . . .	8,259,524	458,252	486,301	621,337	757,516	784,372
7	Chief of Staff . . . . .	1,615,668	79,479	88,378	132,011	150,211	159,522
8	Continental Air Command . . . .	4,493,520	-	-	-	-	-
9	Headquarters Command . . . . .	10,435,601	623,125	717,961	772,316	871,158	877,904
10	Strategic Air Command . . . . .	99,347,047	8,032,495	7,736,965	8,358,426	9,205,345	7,984,912
11	Tactical Air Command . . . . .	41,794,274	2,673,324	2,740,717	3,860,765	4,873,643	4,847,822
12	Military Air Transport Service (world-wide) . . . . .	64,557,530	4,104,616	5,447,047	5,861,026	6,845,680	7,020,145
13	Alaskan Air Command . . . . .	9,192,280	539,966	605,440	816,147	933,506	1,026,689
14	Caribbean Air Command . . . . .	12,303,642	816,568	932,385	1,208,353	1,345,953	1,478,463
15	US Air Forces in Europe . . . .	13,537,564	1,000,814	943,930	1,490,434	1,559,641	1,342,330
16	Far East Air Forces . . . . .	54,614,055	3,788,640	3,716,886	5,124,927	5,124,019	4,214,427
17	Pacific Air Command . . . . .	5,328,975	383,059	469,062	463,172	482,336	505,011
18	Other Overseas <sup>b/</sup> . . . . .	6,736,289	103,446	99,983	124,806	113,724	85,924
19	Operation Vittles . . . . .	33,540,982	-	-	-	-	-

<sup>a/</sup> Included with Air Materiel Command.

<sup>b/</sup> Includes Army Advisory Group (China) and JBUSMC; and during October through December, Strategic Air Command, Tactical Air Command, and Chief of Staff overseas units.

## OF USAF AIRCRAFT DURING 1948, BY COMMAND

Jun	Jul	Aug	Sep	Oct	Nov	Dec	Line No.
<u>39,613,090</u>	<u>43,095,103</u>	<u>46,310,466</u>	<u>45,726,309</u>	<u>42,627,106</u>	<u>38,847,807</u>	<u>38,227,505</u>	1
1,674,532	1,708,202	1,699,003	1,428,931	1,293,192	1,104,045	-	2
2,556,177	2,684,419	2,856,209	2,515,023	2,636,350	2,088,975	2,049,963	3
796,978	794,543	725,115	815,150	792,447	624,080	625,180	4
4,744,359	5,023,234	5,740,502	5,478,765	4,734,088	5,314,266	4,207,019	5
746,258	683,388	740,503	807,148	862,042	680,317	632,090	6
151,602	144,297	166,468	159,487	139,789	120,911	123,513	7
-	-	-	-	-	-	4,493,520	8
915,349	874,108	985,917	955,965	1,000,354	932,360	909,084	9
9,551,196	9,472,831	10,063,118	9,301,582	6,817,794	6,190,012	6,632,371	10
3,933,374	3,976,957	4,368,912	4,205,950	3,505,240	2,807,070	-	11
6,170,935	6,428,141	4,886,889	5,007,660	4,597,837	4,006,725	4,180,829	12
1,071,810	770,909	937,787	775,521	633,329	540,067	541,109	13
1,430,251	748,803	832,768	937,629	920,562	806,000	845,907	14
1,259,107	614,915	965,857	1,297,515	1,144,758	1,163,522	754,741	15
3,978,851	4,481,328	4,880,749	5,059,020	4,834,832	4,838,749	4,571,627	16
541,113	419,144	526,234	426,029	430,412	344,339	334,064	17
91,198	123,549	109,166	92,711	1,638,736	2,611,289	1,541,757	18
-	4,146,335	5,825,269	6,464,223	6,645,344	4,675,080	5,784,731	19

TABLE 40.-- AVIATION FUEL CONSUMPTION OF USAF AIRCRAFT, BY TYPE AND MODEL--DURING 1948

Type and Model	Total Jan-Jun	Jan	Feb	Mar	Apr	May	Jun
<u>Total</u>	<u>220,316,686</u>	<u>28,950,823</u>	<u>31,383,940</u>	<u>37,541,603</u>	<u>42,728,392</u>	<u>40,098,838</u>	<u>39,613,090</u>
<u>Bomber - Total</u> . . . . .	<u>89,535,395</u>	<u>13,078,532</u>	<u>13,464,091</u>	<u>14,802,631</u>	<u>17,260,125</u>	<u>15,001,940</u>	<u>15,926,076</u>
B-29 . . . . .	46,130,039	7,143,976	7,542,102	7,482,988	8,810,106	6,759,886	8,390,981
B-17 . . . . .	11,094,288	1,839,296	1,747,287	1,850,906	1,820,159	2,038,453	1,798,187
B-25 . . . . .	20,806,029	2,641,711	2,725,651	3,498,249	4,272,436	3,807,183	3,860,799
A-26 . . . . .	10,976,553	1,412,185	1,399,905	1,918,092	2,236,300	2,284,623	1,725,448
Other . . . . .	528,486	41,364	49,146	52,396	121,124	113,795	150,661
<u>Fighter - Total</u> . . . . .	<u>35,377,158</u>	<u>3,603,082</u>	<u>4,683,761</u>	<u>6,486,370</u>	<u>7,397,405</u>	<u>6,748,347</u>	<u>6,458,193</u>
P-47 . . . . .	5,731,367	751,946	721,319	1,227,539	1,191,731	942,247	896,585
P-51 . . . . .	6,070,842	1,101,139	1,206,975	1,396,045	1,459,340	1,632,660	1,274,683
P-61 . . . . .	2,288,953	239,747	344,770	471,288	473,986	393,258	365,904
P-80 . . . . .	17,060,626	1,401,770	2,122,059	3,052,472	3,789,821	3,364,525	3,329,979
P-84 . . . . .	1,959,189	70,844	242,841	304,054	434,522	369,175	537,753
Other . . . . .	266,181	37,636	45,797	34,972	48,005	46,482	53,289
<u>Reconnaissance - Total</u> . . . . .	<u>12,771,554</u>	<u>1,700,483</u>	<u>1,609,805</u>	<u>2,341,918</u>	<u>2,394,535</u>	<u>2,619,520</u>	<u>2,105,292</u>
F-2 . . . . .	174,101	16,930	25,898	34,445	28,977	23,404	39,447
F-6 . . . . .	654,702	69,456	66,288	112,741	126,348	153,712	126,157
F-9 . . . . .	1,823,118	137,128	110,529	161,781	465,409	577,267	371,004
F-13 . . . . .	2,847,945	310,516	272,856	494,963	545,175	653,090	571,345
FB-17 . . . . .	855,545	240,383	226,601	388,561	-	-	-
FA-26 . . . . .	1,404,059	208,459	209,310	274,416	295,612	255,233	160,529
FP-80 . . . . .	4,627,788	670,035	654,718	824,964	863,083	867,223	747,765
Other . . . . .	384,296	47,576	43,105	50,047	69,931	84,591	89,046
<u>Search and Rescue</u> . . . . .	<u>278,116</u>	<u>34,973</u>	<u>34,529</u>	<u>29,138</u>	<u>40,876</u>	<u>80,025</u>	<u>58,575</u>
<u>Transport - Total</u> . . . . .	<u>74,667,551</u>	<u>9,523,553</u>	<u>10,554,595</u>	<u>12,682,172</u>	<u>14,163,230</u>	<u>14,202,862</u>	<u>13,541,139</u>
C-45 . . . . .	4,483,036	632,154	623,607	738,016	847,208	798,064	843,987
C-46 . . . . .	2,880,202	474,457	496,273	531,984	434,913	433,827	508,748
C-47/117 . . . . .	33,197,141	4,364,078	4,466,206	5,700,276	6,194,402	6,193,525	6,278,654
C-54 . . . . .	28,006,924	3,407,055	4,203,942	4,751,763	5,382,572	5,482,253	4,779,339
C-82 . . . . .	4,652,166	554,406	656,501	709,339	993,683	950,214	788,023
Other . . . . .	1,448,082	91,403	108,066	250,794	310,452	344,979	342,388
<u>Trainer - Total</u> . . . . .	<u>7,250,111</u>	<u>947,816</u>	<u>978,206</u>	<u>1,129,585</u>	<u>1,389,020</u>	<u>1,364,611</u>	<u>1,440,873</u>
AT-6 . . . . .	6,698,909	386,056	898,750	1,052,698	1,299,539	1,248,258	1,313,608
AT-7/AT-11 . . . . .	543,182	60,372	74,987	76,149	89,219	115,965	126,490
Other . . . . .	8,020	1,388	4,469	738	262	388	775
<u>Communication - Total</u> . . . . .	<u>430,906</u>	<u>61,557</u>	<u>57,592</u>	<u>68,540</u>	<u>82,388</u>	<u>78,879</u>	<u>81,950</u>
Liaison . . . . .	319,577	47,941	41,876	48,376	63,883	56,648	60,853
Rotary Wing . . . . .	111,329	13,616	15,716	20,164	18,505	22,231	21,097
<u>Gliders and Targets</u> . . . . .	<u>5,895</u>	<u>827</u>	<u>1,361</u>	<u>1,249</u>	<u>813</u>	<u>654</u>	<u>291</u>

TABLE 40.-- AVIATION FUEL CONSUMPTION OF USAF AIRCRAFT, BY TYPE AND MODEL--DURING Continued

Type and Model	Total Jul-Dec	Jul	Aug	Sep	Oct	Nov	Dec
<b>Total</b>	<b>254,836,296</b>	<b>43,095,103</b>	<b>46,310,466</b>	<b>45,728,209</b>	<b>42,627,106</b>	<b>38,847,807</b>	<b>38,227,505</b>
<b>Bomber - Total</b>	<b>53,204,017</b>	<b>9,239,800</b>	<b>9,414,751</b>	<b>9,407,953</b>	<b>8,557,344</b>	<b>8,331,436</b>	<b>8,252,733</b>
B-36	854,549	47,143	128,382	230,049	38,079	119,582	291,314
B-29	40,977,019	7,577,010	7,516,183	7,039,663	6,286,822	6,440,162	6,017,179
B-17	2,731,795	540,729	482,776	514,445	496,997	325,121	371,727
B-26	5,814,104	817,621	819,073	1,084,737	1,185,126	969,918	937,629
Other	2,826,550	257,297	468,337	539,059	450,320	476,653	634,884
<b>Fighter - Total</b>	<b>33,061,954</b>	<b>5,828,616</b>	<b>6,656,881</b>	<b>6,162,229</b>	<b>5,101,350</b>	<b>4,863,356</b>	<b>4,449,522</b>
F-47	4,325,450	823,693	873,904	790,747	711,058	585,081	540,967
F-51	4,613,661	863,481	791,871	778,825	755,553	722,324	701,607
F-61	1,583,638	332,192	357,278	323,503	266,989	166,113	137,563
F-80	17,225,077	2,815,016	3,394,520	3,338,476	2,716,476	2,666,869	2,293,720
F-84	3,881,018	883,937	1,050,657	797,701	330,840	375,459	442,424
Other	1,433,110	110,297	188,651	132,977	320,434	347,510	333,241
<b>Reconnaissance - Total</b>	<b>17,473,484</b>	<b>2,663,778</b>	<b>3,058,184</b>	<b>3,159,097</b>	<b>3,010,017</b>	<b>2,692,090</b>	<b>2,890,408</b>
RB-17	2,848,677	348,530	413,507	529,662	513,886	476,368	561,724
RB-29	7,376,951	1,131,246	1,263,108	1,378,628	1,239,120	1,017,805	1,247,044
RB-26	1,021,205	172,553	229,811	208,136	158,663	135,728	116,314
RF-51	410,059	84,904	67,813	72,810	69,321	54,855	60,356
RF-61	496,824	55,876	94,901	81,026	77,639	108,228	79,154
RF-80	4,978,715	819,474	912,502	827,360	790,407	848,943	779,929
RC-45	235,450	36,707	58,339	34,802	44,162	34,350	27,090
Other	105,603	14,483	13,103	26,583	16,819	15,813	18,797
<b>Search and Rescue</b>	<b>2,734,719</b>	<b>337,718</b>	<b>448,556</b>	<b>491,564</b>	<b>479,248</b>	<b>549,006</b>	<b>428,627</b>
<b>Transport - Total</b>	<b>103,066,218</b>	<b>17,409,423</b>	<b>18,120,208</b>	<b>18,497,323</b>	<b>18,096,264</b>	<b>14,971,703</b>	<b>15,971,297</b>
C-45	4,756,631	830,772	876,937	851,479	818,755	694,732	683,956
C-46	3,224,805	505,234	522,005	450,747	579,334	572,127	595,358
C-47/C-117	35,964,024	7,224,429	6,838,589	6,562,386	5,528,289	4,770,640	5,039,691
C-54	46,270,603	6,835,332	7,739,751	8,218,403	8,915,895	6,959,794	7,501,428
C-82	5,203,886	866,800	924,490	1,088,043	918,225	787,402	618,926
CB-17	1,979,908	306,178	282,375	358,522	362,752	300,615	369,466
CB-25	3,186,305	509,629	528,581	544,330	579,813	531,102	492,850
CE-26	565,489	65,451	88,106	110,965	110,129	102,281	88,557
Other	1,914,567	265,598	319,374	312,448	283,072	253,010	481,065
<b>Trainer - Total</b>	<b>44,784,490</b>	<b>7,527,481</b>	<b>8,513,965</b>	<b>7,928,525</b>	<b>7,297,825</b>	<b>7,353,823</b>	<b>6,162,866</b>
T-6	8,502,217	1,402,784	1,606,808	1,533,345	1,315,702	1,470,301	1,173,277
T-7/11	641,586	130,479	106,829	110,233	117,407	104,516	72,122
TB-17	2,733,568	453,589	530,475	457,359	494,933	435,989	361,223
TB-25	20,621,475	3,714,294	4,200,292	3,526,177	3,270,306	3,226,543	2,683,863
TE-26	3,376,797	411,076	568,804	620,585	697,820	499,153	579,359
TF-80	3,343,791	510,065	453,491	598,337	500,098	610,181	571,619
Other	5,565,056	905,194	1,047,266	982,489	901,559	1,007,145	721,403
<b>Communications - Total</b>	<b>471,823</b>	<b>80,997</b>	<b>88,146</b>	<b>77,092</b>	<b>81,258</b>	<b>80,758</b>	<b>63,272</b>
Liaison	324,335	65,706	61,615	48,335	51,321	54,602	41,756
Rotary Wing	147,488	14,291	26,531	28,757	30,237	26,156	21,516
<b>Targets</b>	<b>39,591</b>	<b>7,290</b>	<b>9,775</b>	<b>4,616</b>	<b>3,500</b>	<b>5,630</b>	<b>8,780</b>

TABLE 41 -- NUMBER AND RATE OF USAF AIRCRAFT ACCIDENTS, BY TYPE AND MODEL OF AIRCRAFT: QUARTERLY-1948  
(Rates are expressed in accidents per 100,000 flying hours)

Type and Model	Flying Hours	Major Accidents		Fatal Accidents		Fatalities g/		Aircraft Wrecked b/		Minor Accidents		All Accidents	
		No.	Rate	No.	Rate	No.	Rate	No.	Rate	No.	Rate	No.	Rate
<b>Total</b> . . . . .	4,158,794	1,586	38	210	5	574	14	538	13	783	19	2,369	57
<b>First Quarter - Total</b> USAF (Excl. Air National Guard)	850,514	367	43	39	5	100	12	108	13	181	21	548	64
<b>Bomber - Total</b> . . . . .	194,530	52	27	5	3	21	16	10	5	16	8	68	35
B-17 . . . . .	32,179	8	25	1	3	9	28	1	3	2	6	10	31
B-25 . . . . .	66,120	11	17	2	3	8	12	3	5	2	3	13	20
B-26 . . . . .	37,427	18	48	0	0	0	0	2	5	2	5	20	53
B-29 . . . . .	58,484	15	26	2	3	14	24	4	7	10	17	25	43
B-49 . . . . .	-	0	0	0	0	0	0	0	0	0	0	0	0
B-50 . . . . .	254	0	0	0	0	0	0	0	0	0	0	0	0
Other . . . . .	70	0	0	0	0	0	0	0	0	0	0	0	0
<b>Transport - Total</b> . . . . .	295,342	50	17	5	2	29	10	13	4	49	14	60	30
C-45 . . . . .	52,478	20	38	2	4	4	8	5	10	11	21	31	59
C-46, (C-113) . . . . .	10,182	1	10	0	0	0	0	1	10	2	20	3	29
C-47/53, (C-117) . . . . .	156,223	15	10	3	2	25	16	5	3	22	14	37	24
C-54 . . . . .	64,013	6	9	0	0	0	0	0	4	6	10	16	16
C-64 . . . . .	411	1	243	0	0	0	0	1	243	1	243	2	487
C-74 . . . . .	505	1	198	0	0	0	0	0	0	0	0	1	198
C-82 . . . . .	10,859	6	55	0	0	0	0	1	9	0	0	6	55
C-97 . . . . .	662	0	0	0	0	0	0	0	0	0	0	0	0
Other . . . . .	9	0	0	0	0	0	0	0	0	0	0	0	0
<b>Fighter - Total</b> . . . . .	126,212	150	119	17	13	21	17	61	48	28	22	178	141
F-47 . . . . .	26,829	38	142	5	19	5	19	14	52	4	15	42	157
F-51 . . . . .	61,514	62	101	5	8	5	8	29	47	11	18	73	119
F-61 . . . . .	7,787	9	116	2	26	4	51	3	39	6	77	15	193
F-80 . . . . .	27,132	32	118	5	18	7	26	12	44	7	26	39	144
F-82 . . . . .	834	2	240	0	0	0	0	0	0	0	0	2	240
F-84 . . . . .	2,088	7	335	0	0	0	0	3	144	0	0	7	335
Other . . . . .	28	0	0	0	0	0	0	0	0	0	0	0	0
<b>Trainer - Total</b> . . . . .	215,640	91	42	10	5	16	7	19	9	80	37	171	79
<b>Liaison - Total</b> . . . . .	14,373	12	83	1	7	2	14	3	21	16	111	28	195
<b>Rotary wing - Total</b> . . . . .	2,384	2	84	0	0	0	0	0	1	42	3	126	3
<b>Miscellaneous g/</b> All Other Types . . . . .	2,030	10	-	1	-	1	-	2	-	0	-	10	-
<b>Second Quarter - Total</b> USAF (Excl. Air National Guard)	1,114,319	386	35	49	4	112	10	131	12	199	18	585	52
<b>Bomber - Total</b> . . . . .	239,875	46	19	8	3	44	18	13	5	16	7	62	26
B-17 . . . . .	34,024	5	15	1	3	5	15	2	6	5	15	10	29
B-25 . . . . .	92,650	12	13	1	1	4	4	3	3	2	2	14	15
B-26 . . . . .	47,717	21	44	2	4	5	10	4	8	2	4	23	48
B-29 . . . . .	64,788	7	11	3	5	25	39	3	5	7	11	14	22
B-49 . . . . .	-	1	-	-	-	5	-	1	-	0	-	-	-
B-50 . . . . .	627	0	0	0	0	0	0	0	0	0	0	0	0
Other . . . . .	69	0	0	0	0	0	0	0	0	0	0	0	0
<b>Transport - Total</b> . . . . .	374,543	25	9	5	1	20	5	11	2	13	9	68	18
C-45 . . . . .	64,356	16	25	2	3	9	14	5	8	8	12	24	37
C-46, (C-113) . . . . .	9,366	1	11	0	0	0	0	0	0	0	0	1	11
C-47/53, (C-117) . . . . .	202,295	10	5	2	1	8	4	4	2	16	8	26	13
C-54 . . . . .	79,515	4	5	1	1	3	4	2	3	6	8	10	13
C-74 . . . . .	1,336	0	0	0	0	0	0	0	0	0	0	0	0
C-82 . . . . .	16,452	3	18	0	0	0	0	0	2	12	5	30	30
C-97 . . . . .	930	1	108	0	0	0	0	0	1	108	2	215	215
Other . . . . .	353	0	0	0	0	0	0	0	0	0	0	0	0
<b>Fighter - Total</b> . . . . .	156,368	162	104	24	15	29	19	62	44	28	24	200	128
F-47 . . . . .	29,464	33	112	3	10	4	14	18	61	1	3	34	115
F-51 . . . . .	73,679	69	94	13	18	12	16	26	35	18	24	37	118
F-61 . . . . .	8,904	7	79	2	22	4	45	6	67	3	34	10	112
F-80 . . . . .	38,808	38	98	4	10	7	18	14	36	16	41	54	139
F-82 . . . . .	1,023	3	293	0	0	0	0	1	98	0	0	3	293
F-84 . . . . .	4,428	12	271	2	45	2	45	4	90	0	0	12	271
Other . . . . .	42	0	0	0	0	0	0	0	0	0	0	0	0
<b>Trainer - Total</b> . . . . .	315,816	119	38	12	4	19	6	29	9	107	34	226	72
<b>Liaison - Total</b> . . . . .	21,019	15	71	0	0	0	0	5	24	3	14	18	86
<b>Rotary wing - Total</b> . . . . .	3,046	6	197	0	0	0	0	2	66	2	66	8	263
<b>Miscellaneous g/</b> All Other Types . . . . .	3,672	3	-	0	-	0	-	2	-	0	-	3	-

a/ Fatalities include all personnel killed and/or missing as a result of USAF aircraft accidents  
 b/ Aircraft wrecked include missing aircraft c/ Includes A-10, Q-14, G-15, Vampire d/ Includes A-10, Q-14, DC-3  
 e/ Rate not significant f/ Includes A-10, A-12, Q-14, German Jet Helicopter g/ Includes A-10, Q-14, XR-12

TABLE 41 -- NUMBER AND RATE OF USAF AIRCRAFT ACCIDENTS, BY TYPE AND MODEL OF AIRCRAFT QUARTERLY 1948  
Continued

(Rates are expressed in accidents per 100,000 flying hours)

Type and Model	Flying Hours	Major Accidents		Fatal Accidents		Fatalities a/		Aircraft Wrecked b/		Minor Accidents		All Accidents	
		No.	Rate	No.	Rate	No.	Rate	No.	Rate	No.	Rate	No.	Rate
<b>Third Quarter - Total</b>	<b>1,188,046</b>	<b>442</b>	<b>37</b>	<b>69</b>	<b>6</b>	<b>185</b>	<b>16</b>	<b>150</b>	<b>12</b>	<b>212</b>	<b>18</b>	<b>654</b>	<b>55</b>
<b>USAF (Excl Air National Guard)</b>													
<b>Bomber - Total</b>	<b>236,081</b>	<b>59</b>	<b>25</b>	<b>17</b>	<b>7</b>	<b>102</b>	<b>43</b>	<b>21</b>	<b>9</b>	<b>25</b>	<b>11</b>	<b>84</b>	<b>36</b>
B-17	30,948	7	23	1	3	5	16	3	10	4	13	11	36
B-25	103,946	12	12	2	2	1	1	5	5	6	6	18	17
B-26	35,566	16	45	3	8	8	22	4	11	5	14	21	59
B-29	63,661	21	33	10	16	86	135	8	13	8	13	29	46
B-36	591	0	0	0	0	0	0	0	0	1	169	1	169
B-45	444	2	450	1	225	2	450	1	225	1	225	3	676
B-46	2	1	g/	0	0	0	0	0	0	0	0	1	g/
B-50	878	0	0	0	0	0	0	0	0	0	0	0	0
Others	45	0	0	0	0	0	0	0	0	0	0	0	0
<b>Transports - Total</b>	<b>444,580</b>	<b>58</b>	<b>13</b>	<b>5</b>	<b>1</b>	<b>23</b>	<b>5</b>	<b>13</b>	<b>2</b>	<b>27</b>	<b>6</b>	<b>85</b>	<b>19</b>
C-45	64,838	10	15	0	0	0	0	0	0	3	5	13	20
C-46, (C-113)	10,343	5	48	0	0	0	0	0	0	0	0	5	48
C-47/53, (C-117)	235,590	29	12	5	2	23	10	10	4	13	6	42	18
C-54	113,878	9	8	0	0	0	0	2	2	10	9	19	17
C-64	495	1	202	0	0	0	0	0	0	0	0	1	202
C-74	1,137	0	0	0	0	0	0	0	0	0	0	0	0
C-82	17,063	4	23	0	0	0	0	1	6	1	6	5	29
C-97	1,079	0	0	0	0	0	0	0	0	0	0	0	0
Other	157	0	0	0	0	0	0	0	0	0	0	0	0
<b>Fighter - Total</b>	<b>142,181</b>	<b>187</b>	<b>132</b>	<b>31</b>	<b>22</b>	<b>32</b>	<b>23</b>	<b>90</b>	<b>63</b>	<b>29</b>	<b>27</b>	<b>226</b>	<b>159</b>
F-47	24,535	46	187	9	37	9	37	24	98	7	29	53	216
F-51	58,754	62	106	8	14	8	14	28	48	14	24	76	129
F-61	7,583	6	79	1	13	1	13	3	40	0	0	6	79
F-80	39,197	44	112	10	26	10	26	23	59	14	36	58	148
F-82	3,667	5	136	1	27	2	55	2	55	3	82	8	218
F-84	8,405	24	286	2	24	2	24	10	119	1	12	25	297
Other	40	0	0	0	0	0	0	0	0	0	0	0	0
<b>Trainer - Total</b>	<b>340,125</b>	<b>108</b>	<b>32</b>	<b>15</b>	<b>4</b>	<b>27</b>	<b>8</b>	<b>16</b>	<b>5</b>	<b>111</b>	<b>33</b>	<b>219</b>	<b>64</b>
<b>Liaison - Total</b>	<b>18,660</b>	<b>17</b>	<b>91</b>	<b>1</b>	<b>5</b>	<b>1</b>	<b>5</b>	<b>4</b>	<b>21</b>	<b>6</b>	<b>32</b>	<b>23</b>	<b>123</b>
<b>Rotary Wing - Total</b>	<b>3,407</b>	<b>6</b>	<b>176</b>	<b>0</b>	<b>0</b>	<b>0</b>	<b>0</b>	<b>3</b>	<b>88</b>	<b>1</b>	<b>29</b>	<b>7</b>	<b>205</b>
<b>Miscellaneous f/</b>													
<b>All Other Types</b>	<b>3,012</b>	<b>7</b>	<b>-</b>	<b>0</b>	<b>-</b>	<b>0</b>	<b>-</b>	<b>3</b>	<b>-</b>	<b>3</b>	<b>-</b>	<b>10</b>	<b>-</b>
<b>Fourth Quarter - Total</b>	<b>1,005,918</b>	<b>291</b>	<b>29</b>	<b>53</b>	<b>5</b>	<b>177</b>	<b>18</b>	<b>149</b>	<b>15</b>	<b>191</b>	<b>19</b>	<b>582</b>	<b>58</b>
<b>USAF (Excl Air National Guard)</b>													
<b>Bomber - Total</b>	<b>214,514</b>	<b>52</b>	<b>24</b>	<b>8</b>	<b>4</b>	<b>87</b>	<b>41</b>	<b>22</b>	<b>10</b>	<b>26</b>	<b>12</b>	<b>78</b>	<b>36</b>
B-17	30,306	10	33	1	3	5	16	5	16	1	3	11	36
B-25	85,622	12	14	2	2	13	15	4	5	3	4	15	18
B-26	39,455	8	20	0	0	0	0	3	8	6	15	14	35
B-29	55,984	20	36	4	7	53	95	8	14	16	29	36	64
B-36	664	0	0	0	0	0	0	0	0	0	0	0	0
B-45	232	1	431	0	0	0	0	0	0	0	0	1	431
B-50	2,216	1	45	1	45	16	722	2	90	0	0	1	45
Other	35	0	0	0	0	0	0	0	0	0	0	0	0
<b>Transport - Total</b>	<b>384,138</b>	<b>68</b>	<b>18</b>	<b>17</b>	<b>4</b>	<b>57</b>	<b>15</b>	<b>30</b>	<b>8</b>	<b>44</b>	<b>11</b>	<b>112</b>	<b>29</b>
C-45	56,574	16	28	3	5	5	9	6	11	8	11	22	39
C-46, (C-113)	11,677	2	17	0	0	0	0	1	9	2	17	4	34
C-47/53, (C-117)	177,507	18	10	7	4	32	18	11	6	18	10	36	20
C-54	123,255	22	18	5	4	12	10	8	6	16	13	38	31
C-64	110	0	0	0	0	0	0	0	0	2	g/	2	g/
C-74	1,878	0	0	0	0	0	0	0	0	0	0	0	0
C-82	12,635	9	71	2	16	8	63	4	32	0	0	9	71
C-122	-	1	-	0	0	0	0	0	0	0	0	1	-
Other	502	0	0	0	0	0	0	0	0	0	0	0	0
<b>Fighter - Total</b>	<b>121,577</b>	<b>157</b>	<b>123</b>	<b>19</b>	<b>16</b>	<b>19</b>	<b>16</b>	<b>67</b>	<b>55</b>	<b>26</b>	<b>20</b>	<b>192</b>	<b>159</b>
F-47	17,474	18	103	3	17	3	17	6	34	6	34	24	137
F-51	51,860	57	110	8	15	8	15	26	50	12	23	69	133
F-61	5,189	5	96	0	0	0	0	1	19	3	58	8	154
F-80	35,569	40	112	8	22	8	22	23	65	10	28	50	141
F-82	7,812	21	269	0	0	0	0	3	38	5	64	26	333
F-84	3,625	15	414	0	0	0	0	8	221	0	0	15	414
F-86	41	1	g/	0	0	0	0	0	0	0	0	1	g/
Other	7	0	0	0	0	0	0	0	0	0	0	0	0
<b>Trainer - Total</b>	<b>262,602</b>	<b>89</b>	<b>34</b>	<b>6</b>	<b>2</b>	<b>9</b>	<b>3</b>	<b>20</b>	<b>8</b>	<b>78</b>	<b>30</b>	<b>167</b>	<b>64</b>
<b>Liaison - Total</b>	<b>16,256</b>	<b>12</b>	<b>74</b>	<b>1</b>	<b>6</b>	<b>2</b>	<b>12</b>	<b>5</b>	<b>31</b>	<b>3</b>	<b>18</b>	<b>15</b>	<b>92</b>
<b>Rotary Wing - Total</b>	<b>3,698</b>	<b>8</b>	<b>216</b>	<b>1</b>	<b>27</b>	<b>1</b>	<b>27</b>	<b>4</b>	<b>108</b>	<b>2</b>	<b>54</b>	<b>10</b>	<b>270</b>
<b>Miscellaneous g/</b>													
<b>All Other Types</b>	<b>3,133</b>	<b>5</b>	<b>160</b>	<b>1</b>	<b>32</b>	<b>2</b>	<b>64</b>	<b>1</b>	<b>32</b>	<b>2</b>	<b>64</b>	<b>7</b>	<b>223</b>


Source: The Inspector General, USAF-Office of the Air Inspector - Flying Safety Division





PART IV

USAF RESERVE FORCES.....



## USAF RESERVE FORCES

The tables in this section are designed to reflect over-all current statistical facts relative to USAF Reserve Forces aircraft, aircraft flying time, aircraft utilization and related data.

The Air Reserve tables present a tabulation of airplanes on hand, By Air Force Area, and by type and model of airplane; a summary of Air Reserve monthly activities, which includes flying time and fuel consumption of aircraft and the average number of pilots and the accident rates for 100,000 flying hours. Flying Time of Air Force Pilots on Inactive Duty status during 1948 is also known.

A tabulation of airplanes on hand in the Air National Guard by Air Force Area and State or Territory and also by type and model of airplane are presented in Tables 45 and 46. A summary of Air National Guard monthly activities is presented in Table 47.

TABLE 42.--AIRPLANES ON HAND IN THE AIR RESERVE, BY AIR FORCE AREA AND TYPE AND MODEL OF AIRPLANE--  
MONTHLY-1948

Note:--The data below are included in other continental US airplane inventory tables reflected elsewhere in this volume. (Figures are as of end of month)

Air Force Area and Type and Model	Jan	Feb	Mar	Apr	May	Jun
Total . . . . .	<u>1,244</u>	<u>1,233</u>	<u>1,229</u>	<u>1,238</u>	<u>1,209</u>	<u>1,213</u>
<u>1st Air Force - Total . . . . .</u>	<u>240</u>	<u>240</u>	<u>237</u>	<u>240</u>	<u>221</u>	<u>213</u>
Bomber - Total . . . . .	-	-	-	-	<u>1</u>	<u>5</u>
A-26 . . . . .	-	-	-	-	-	<u>4</u>
TA-26 . . . . .	-	-	-	-	<u>1</u>	<u>1</u>
Trainer - Total . . . . .	<u>240</u>	<u>240</u>	<u>237</u>	<u>240</u>	<u>220</u>	<u>208</u>
AT-6 . . . . .	<u>184</u>	<u>185</u>	<u>185</u>	<u>184</u>	<u>165</u>	<u>156</u>
AT-7 . . . . .	<u>3</u>	<u>3</u>	<u>3</u>	<u>3</u>	<u>3</u>	<u>3</u>
AT-11 . . . . .	<u>53</u>	<u>52</u>	<u>49</u>	<u>53</u>	<u>52</u>	<u>49</u>
<u>2nd Air Force - Total . . . . .</u>	<u>291</u>	<u>287</u>	<u>288</u>	<u>288</u>	<u>285</u>	<u>284</u>
Trainer - Total . . . . .	<u>291</u>	<u>287</u>	<u>288</u>	<u>288</u>	<u>285</u>	<u>284</u>
AT-6 . . . . .	<u>220</u>	<u>218</u>	<u>219</u>	<u>218</u>	<u>217</u>	<u>216</u>
AT-7 . . . . .	<u>2</u>	<u>2</u>	<u>2</u>	<u>2</u>	<u>1</u>	<u>1</u>
AT-11 . . . . .	<u>69</u>	<u>67</u>	<u>67</u>	<u>68</u>	<u>67</u>	<u>67</u>
<u>4th Air Force - Total . . . . .</u>	<u>160</u>	<u>161</u>	<u>160</u>	<u>159</u>	<u>159</u>	<u>161</u>
Trainer - Total . . . . .	<u>160</u>	<u>161</u>	<u>160</u>	<u>159</u>	<u>159</u>	<u>161</u>
AT-6 . . . . .	<u>116</u>	<u>116</u>	<u>114</u>	<u>115</u>	<u>116</u>	<u>118</u>
AT-7 . . . . .	<u>6</u>	<u>6</u>	<u>6</u>	<u>6</u>	<u>6</u>	<u>6</u>
AT-11 . . . . .	<u>38</u>	<u>39</u>	<u>40</u>	<u>38</u>	<u>37</u>	<u>37</u>
<u>10th Air Force - Total . . . . .</u>	<u>151</u>	<u>148</u>	<u>144</u>	<u>143</u>	<u>142</u>	<u>145</u>
Bomber - Total . . . . .	-	-	-	-	-	<u>4</u>
A-26 . . . . .	-	-	-	-	-	<u>4</u>
Trainer - Total . . . . .	<u>151</u>	<u>148</u>	<u>144</u>	<u>143</u>	<u>142</u>	<u>141</u>
AT-6 . . . . .	<u>109</u>	<u>107</u>	<u>104</u>	<u>104</u>	<u>104</u>	<u>104</u>
AT-7 . . . . .	<u>4</u>	<u>4</u>	<u>3</u>	<u>3</u>	<u>3</u>	<u>3</u>
AT-11 . . . . .	<u>38</u>	<u>37</u>	<u>37</u>	<u>36</u>	<u>35</u>	<u>34</u>
<u>11th Air Force - Total . . . . .</u>	<u>256</u>	<u>255</u>	<u>256</u>	<u>258</u>	<u>254</u>	<u>258</u>
Trainer - Total . . . . .	<u>256</u>	<u>255</u>	<u>256</u>	<u>258</u>	<u>254</u>	<u>258</u>
AT-6 . . . . .	<u>196</u>	<u>196</u>	<u>196</u>	<u>198</u>	<u>194</u>	<u>197</u>
AT-7 . . . . .	<u>1</u>	<u>1</u>	<u>1</u>	<u>1</u>	<u>1</u>	<u>1</u>
AT-11 . . . . .	<u>59</u>	<u>58</u>	<u>57</u>	<u>59</u>	<u>59</u>	<u>60</u>
<u>14th Air Force - Total . . . . .</u>	<u>146</u>	<u>142</u>	<u>144</u>	<u>150</u>	<u>148</u>	<u>152</u>
Trainer - Total . . . . .	<u>146</u>	<u>142</u>	<u>144</u>	<u>150</u>	<u>148</u>	<u>152</u>
AT-6 . . . . .	<u>112</u>	<u>109</u>	<u>114</u>	<u>113</u>	<u>111</u>	<u>114</u>
AT-11 . . . . .	<u>34</u>	<u>33</u>	<u>30</u>	<u>37</u>	<u>37</u>	<u>38</u>

TABLE 42.-- AIRPLANES ON HAND IN THE AIR RESERVE, BY AIR FORCE AREA, AND TYPE AND MODEL OF AIRPLANE-MONTHLY-1948-Continued

Note:--The data below are excluded from other continental US airplane inventory tables reflected elsewhere in this volume. Figures are as of end of month.

Air Force Area and Type and Model	Jul	Aug	Sep	Oct	Nov	Dec
<u>Total</u> . . . . .	<u>1,210</u>	<u>1,210</u>	<u>1,221</u>	<u>1,200</u>	<u>1,213</u>	<u>1,250</u>
<u>1st. Air Force - Total</u> . . . . .	<u>417</u>	<u>424</u>	<u>467</u>	<u>453</u>	<u>455</u>	<u>474</u>
<u>Bomber - Total</u> . . . . .	<u>4</u>	<u>4</u>	<u>6</u>	<u>6</u>	<u>6</u>	<u>11</u>
B-26 . . . . .	4	4	6	6	6	11
<u>Trainer - Total</u> . . . . .	<u>413</u>	<u>420</u>	<u>461</u>	<u>447</u>	<u>449</u>	<u>462</u>
T-6 . . . . .	313	321	353	340	341	351
T-7 . . . . .	4	4	4	4	4	4
T-11 . . . . .	95	94	103	102	103	106
TB-26 . . . . .	1	1	1	1	1	1
<u>Transport - Total</u> . . . . .	-	-	-	-	-	<u>1</u>
C-46 . . . . .	-	-	-	-	-	1
<u>4th. Air Force - Total</u> . . . . .	<u>163</u>	<u>160</u>	<u>163</u>	<u>164</u>	<u>167</u>	<u>184</u>
<u>Bomber - Total</u> . . . . .	-	-	-	-	<u>3</u>	<u>12</u>
B-26 . . . . .	-	-	-	-	3	12
<u>Trainer - Total</u> . . . . .	<u>163</u>	<u>160</u>	<u>163</u>	<u>164</u>	<u>164</u>	<u>170</u>
T-6 . . . . .	119	119	120	119	120	122
T-7 . . . . .	6	6	6	6	6	6
T-11 . . . . .	38	35	37	39	38	41
TB-26 . . . . .	-	-	-	-	-	1
<u>Transport - Total</u> . . . . .	-	-	-	-	-	<u>2</u>
C-46 . . . . .	-	-	-	-	-	2
<u>10th. Air Force - Total</u> . . . . .	<u>340</u>	<u>339</u>	<u>299</u>	<u>288</u>	<u>291</u>	<u>290</u>
<u>Bomber - Total</u> . . . . .	-	-	-	-	<u>4</u>	<u>6</u>
B-26 . . . . .	-	-	-	-	4	6
<u>Trainer - Total</u> . . . . .	<u>340</u>	<u>339</u>	<u>298</u>	<u>287</u>	<u>286</u>	<u>283</u>
T-6 . . . . .	259	260	226	217	215	211
T-7 . . . . .	1	1	1	1	1	2
T-11 . . . . .	80	78	71	69	70	70
<u>Transport - Total</u> . . . . .	-	-	<u>1</u>	<u>1</u>	<u>1</u>	<u>1</u>
C-45 . . . . .	-	-	1	1	1	-
C-46 . . . . .	-	-	-	-	-	1
<u>14th. Air Force - Total</u> . . . . .	<u>290</u>	<u>287</u>	<u>292</u>	<u>295</u>	<u>300</u>	<u>302</u>
<u>Bomber - Total</u> . . . . .	<u>4</u>	<u>4</u>	<u>4</u>	<u>7</u>	<u>12</u>	<u>13</u>
B-26 . . . . .	4	4	4	7	12	13
<u>Trainer - Total</u> . . . . .	<u>286</u>	<u>283</u>	<u>288</u>	<u>288</u>	<u>288</u>	<u>287</u>
T-6 . . . . .	216	213	218	218	217	217
T-7 . . . . .	3	3	2	2	2	2
T-11 . . . . .	67	67	68	68	69	68
<u>Transport - Total</u> . . . . .	-	-	-	-	-	<u>2</u>
C-46 . . . . .	-	-	-	-	-	2

TABLE 43.-- SUMMARY OF AIR FORCE RESERVE ACTIVITIES--DURING 1948

Month	Flying Active Aircraft				Average Number of Pilots	Accident Rate Per 100,000 Hours	Fuel Consumption	Total Hours Flown
	Hours Flown	Average Aircraft On Hand	Percent of A/C in Commission	Average Hours Flown Per A/C On Hand				
Jan . . . . .	29,669	1,212	77	24	9,719	27	851,559	29,672
Feb . . . . .	30,462	1,178	76	26	13,111	49	927,521	30,462
Mar . . . . .	38,761	1,175	78	33	15,279	32	1,171,058	38,793
Apr . . . . .	48,010	1,183	79	41	16,382	23	1,478,690	48,034
May . . . . .	51,777	1,174	79	44	15,900	45	1,596,393	51,848
Jun . . . . .	60,531	1,175	78	52	15,824	27	1,841,476	60,543
Jul . . . . .	56,888	1,148	79	50	14,710	18	1,735,301	56,970
Aug . . . . .	52,730	1,151	77	46	17,171	26	1,598,870	52,867
Sep . . . . .	45,369	1,163	78	39	16,541	24	1,397,142	45,486
Oct . . . . .	38,180	1,166	80	33	18,547	29	1,202,304	38,202
Nov . . . . .	31,615	1,170	81	27	17,401	27	1,064,628	31,686
Dec . . . . .	28,071	1,210	82	23	15,236	32	1,010,741	28,073

TABLE 44.-- FLYING TIME OF AIR FORCE PILOTS ON INACTIVE DUTY STATUS DURING 1948

Month	1st. Pilot Hours Flown On Reserve A/C	1st. Pilot Hours Flown On USAF A/C	Total 1st. Pilot Hours Flown	Number Reserve Pilots Receiving Training <sup>a/</sup>	Average Hours Flown Per Pilot
Jan . . . . .	24,383	1,392	25,775	9,719	2.7
Feb . . . . .	25,458	1,072	26,530	13,111	2.0
Mar . . . . .	31,898	2,144	34,042	15,279	2.2
Apr . . . . .	40,531	2,294	42,825	16,382	2.6
May . . . . .	44,745	2,291	47,036	15,900	3.0
Jun . . . . .	52,828	3,721	56,549	15,824	3.6
Jul . . . . .	47,069	2,583	49,652	14,710	3.4
Aug . . . . .	43,595	2,625	46,220	17,171	2.7
Sep . . . . .	35,907	1,865	37,772	16,541	2.3
Oct . . . . .	29,541	1,252	30,793	18,547	1.7
Nov . . . . .	24,723	934	25,657	17,401	1.5
Dec . . . . .	20,813	801	21,614	15,236	1.4

<sup>a/</sup> Includes pilots receiving either flying training or ground training or both.

TABLE 45 -- AIRPLANES ON HAND IN AIR NATIONAL GUARD, BY AIR FORCE AREA AND STATE OR TERRITORY: MONTHLY-1948

(Figures are as of end of month)

Air Force Area and Location	Jan	Feb	Mar	Apr	May	Jun
<u>Total</u> . . . . .	<u>1,930</u>	<u>1,966</u>	<u>1,998</u>	<u>2,028</u>	<u>2,043</u>	<u>2,034</u>
<u>Continental US - Total</u> . . . . .	<u>1,904</u>	<u>1,938</u>	<u>1,972</u>	<u>2,000</u>	<u>2,004</u>	<u>1,991</u>
<u>1st Air Force - Total</u> . . . . .	<u>305</u>	<u>321</u>	<u>341</u>	<u>338</u>	<u>339</u>	<u>334</u>
Connecticut . . . . .	28	30	31	31	35	34
Delaware . . . . .	32	32	32	32	34	32
Maine . . . . .	19	20	20	19	19	19
Massachusetts . . . . .	70	71	63	59	60	61
New Hampshire . . . . .	39	39	39	39	39	38
New Jersey . . . . .	41	42	42	40	40	40
New York . . . . .	35	47	74	74	74	72
Rhode Island . . . . .	1	1	1	1	-	-
Vermont . . . . .	40	39	39	40	38	38
<u>2nd Air Force - Total</u> . . . . .	<u>504</u>	<u>507</u>	<u>509</u>	<u>509</u>	<u>496</u>	<u>482</u>
Colorado . . . . .	39	38	38	38	39	39
Illinois . . . . .	56	59	62	61	61	59
Iowa . . . . .	71	71	71	71	70	60
Kansas . . . . .	33	33	32	32	32	32
Michigan . . . . .	38	39	40	39	38	43
Minnesota . . . . .	33	32	32	33	33	33
Missouri . . . . .	64	64	64	64	64	63
Nebraska . . . . .	34	34	34	34	27	28
North Dakota . . . . .	40	39	39	39	33	34
South Dakota . . . . .	35	36	35	36	37	36
Wisconsin . . . . .	26	27	27	27	27	27
Wyoming . . . . .	35	35	35	35	35	28
<u>4th Air Force - Total</u> . . . . .	<u>312</u>	<u>311</u>	<u>311</u>	<u>309</u>	<u>317</u>	<u>303</u>
Arizona . . . . .	34	34	35	34	35	36
California . . . . .	102	102	101	101	106	94
Idaho . . . . .	38	38	38	37	37	37
Montana . . . . .	25	25	25	25	26	26
Nevada . . . . .	-	-	-	-	-	4
Oregon . . . . .	41	40	40	40	41	41
Utah . . . . .	36	36	36	36	36	30
Washington . . . . .	36	36	36	36	36	35
<u>10th Air Force - Total</u> . . . . .	<u>186</u>	<u>199</u>	<u>197</u>	<u>196</u>	<u>197</u>	<u>197</u>
Arkansas . . . . .	37	33	33	33	33	32
Louisiana . . . . .	22	22	21	21	22	21
New Mexico . . . . .	15	22	22	22	22	27
Oklahoma . . . . .	60	60	60	60	60	53
Texas . . . . .	52	62	61	60	60	64
<u>11th Air Force - Total</u> . . . . .	<u>320</u>	<u>311</u>	<u>310</u>	<u>310</u>	<u>317</u>	<u>340</u>
District of Col. . . . .	42	42	42	42	42	41
Indiana . . . . .	31	32	36	36	38	44
Kentucky . . . . .	32	27	27	27	27	27
Maryland . . . . .	39	38	37	38	37	37
Ohio . . . . .	70	72	72	73	73	85
Pennsylvania . . . . .	44	44	44	44	44	44
Virginia . . . . .	35	34	34	36	36	36
West Virginia . . . . .	27	22	18	14	20	26
<u>14th Air Force - Total</u> . . . . .	<u>277</u>	<u>289</u>	<u>304</u>	<u>338</u>	<u>338</u>	<u>335</u>
Alabama . . . . .	31	37	37	35	41	42
Florida . . . . .	38	38	38	38	39	34
Georgia . . . . .	75	73	81	111	107	107
Mississippi . . . . .	31	32	33	34	32	33
North Carolina . . . . .	1	11	16	21	20	20
South Carolina . . . . .	29	27	27	27	27	27
Tennessee . . . . .	72	71	72	72	72	72
<u>Overseas - Total</u> . . . . .	<u>26</u>	<u>28</u>	<u>26</u>	<u>28</u>	<u>39</u>	<u>43</u>
<u>Pacific Air Comd</u>						
Hawaii . . . . .	24	26	24	24	23	23
<u>Caribbean Area</u>						
Puerto Rico . . . . .	2	2	2	4	16	20



TABLE 45 -- AIRPLANES ON HAND IN AIR NATIONAL GUARD, BY AIR FORCE AREA AND STATE OR TERRITORY: MONTHLY-1948  
Continued

(Figures are as of end of month)

Air Force Area and Location	Jul	Aug	Sep	Oct	Nov
<u>Total</u> . . . . .	<u>2,048</u>	<u>2,045</u>	<u>2,029</u>	<u>2,047</u>	<u>2,059</u>
<u>Continental US - Total</u> . . . . .	<u>1,998</u>	<u>1,988</u>	<u>1,975</u>	<u>1,991</u>	<u>2,013</u>
<u>1st Air Force - Total</u> . . . . .	<u>690</u>	<u>702</u>	<u>698</u>	<u>697</u>	<u>702</u>
Connecticut . . . . .	34	29	29	29	29
Delaware . . . . .	32	32	31	31	31
District of Columbia . . . . .	42	42	41	41	41
Kentucky . . . . .	26	26	26	26	26
Maine . . . . .	19	26	28	27	29
Maryland . . . . .	37	37	37	37	37
Massachusetts . . . . .	61	59	59	61	62
Michigan . . . . .	61	62	62	61	61
New Jersey . . . . .	40	40	40	40	40
New Hampshire . . . . .	37	37	37	37	37
New York . . . . .	72	85	85	86	87
Ohio . . . . .	85	86	84	84	84
Pennsylvania . . . . .	44	43	43	43	43
Rhode Island . . . . .	-	-	-	-	1
Vermont . . . . .	38	38	37	35	35
Virginia . . . . .	37	34	34	34	34
West Virginia . . . . .	25	26	25	25	25
<u>4th Air Force - Total</u> . . . . .	<u>289</u>	<u>287</u>	<u>285</u>	<u>284</u>	<u>289</u>
Arizona . . . . .	23	28	28	27	28
California . . . . .	95	94	93	93	97
Idaho . . . . .	32	28	27	27	27
Montana . . . . .	25	28	28	28	28
Nevada . . . . .	17	17	17	17	17
Oregon . . . . .	35	34	34	34	34
Utah . . . . .	29	30	30	30	30
Washington . . . . .	28	28	28	28	28
<u>10th Air Force - Total</u> . . . . .	<u>486</u>	<u>483</u>	<u>475</u>	<u>472</u>	<u>470</u>
Colorado . . . . .	34	34	33	33	31
Illinois . . . . .	65	64	59	59	59
Indiana . . . . .	50	50	49	49	49
Iowa . . . . .	54	55	54	52	49
Kansas . . . . .	32	31	31	31	31
Minnesota . . . . .	34	32	32	32	32
Missouri . . . . .	62	61	61	61	61
Nebraska . . . . .	35	38	37	37	41
North Dakota . . . . .	33	32	32	32	32
South Dakota . . . . .	30	29	30	30	29
Wisconsin . . . . .	29	29	29	29	29
Wyoming . . . . .	28	28	28	27	27
<u>14th Air Force - Total</u> . . . . .	<u>533</u>	<u>516</u>	<u>517</u>	<u>538</u>	<u>552</u>
Alabama . . . . .	44	44	45	46	45
Arkansas . . . . .	25	25	25	25	27
Florida . . . . .	31	30	30	35	37
Georgia . . . . .	111	101	102	108	112
Louisiana . . . . .	19	19	19	19	20
Mississippi . . . . .	35	33	33	32	33
New Mexico . . . . .	29	29	29	29	34
North Carolina . . . . .	22	23	24	24	24
Oklahoma . . . . .	53	52	52	52	51
South Carolina . . . . .	26	26	26	26	26
Tennessee . . . . .	65	63	62	63	63
Texas . . . . .	73	71	70	79	80
<u>Overseas - Total</u> . . . . .	<u>50</u>	<u>57</u>	<u>54</u>	<u>56</u>	<u>56</u>
<u>Pacific Air Command</u>					
Hawaii . . . . .	28	28	27	27	27
<u>Caribbean Area</u>					
Puerto Rico . . . . .	22	29	27	29	29

TABLE 45 --- AIRPLANES ON HAND IN AIR NATIONAL GUARD, BY AIR FORCE AREA AND STATE OR TERRITORY: MONTHLY-1948  
Continued

(Figures are as of end of month)

Air Force Area and Location	Dec
<u>Total</u> . . . . .	<u>2,148</u>
<u>Continental US - Total</u> . . . . .	<u>2,090</u>
<u>1st. Air Force - Total</u> . . . . .	<u>326</u>
Connecticut . . . . .	28
Maine . . . . .	34
Massachusetts . . . . .	61
New Jersey . . . . .	40
New Hampshire . . . . .	37
New York . . . . .	90
Rhode Island . . . . .	4
Vermont . . . . .	32
<u>4th. Air Force - Total</u> . . . . .	<u>299</u>
Arizona . . . . .	28
California . . . . .	106
Idaho . . . . .	24
Montana . . . . .	32
Nevada . . . . .	17
Oregon . . . . .	34
Utah . . . . .	30
Washington . . . . .	28
<u>9th. Air Force - Total</u> . . . . .	<u>342</u>
District of Columbia . . . . .	41
Delaware . . . . .	31
Kentucky . . . . .	29
Maryland . . . . .	37
Ohio . . . . .	105
Pennsylvania . . . . .	41
Virginia . . . . .	33
West Virginia . . . . .	25
<u>10th. Air Force - Total</u> . . . . .	<u>568</u>
Colorado . . . . .	31
Illinois . . . . .	71
Indiana . . . . .	57
Iowa . . . . .	49
Kansas . . . . .	29
Michigan . . . . .	69
Minnesota . . . . .	32
Missouri . . . . .	60
North Dakota . . . . .	32
Nebraska . . . . .	46
South Dakota . . . . .	26
Wisconsin . . . . .	39
Wyoming . . . . .	27
<u>12th. Air Force - Total</u> . . . . .	<u>343</u>
Alabama . . . . .	45
Florida . . . . .	38
Georgia . . . . .	111
Mississippi . . . . .	32
North Carolina . . . . .	29
South Carolina . . . . .	26
Tennessee . . . . .	62
<u>14th. Air Force - Total</u> . . . . .	<u>212</u>
Arkansas . . . . .	29
Louisiana . . . . .	20
New Mexico . . . . .	34
Oklahoma . . . . .	50
Texas . . . . .	79
<u>Overseas - Total</u> . . . . .	<u>58</u>
<u>Pacific Air Command</u>	
Hawaii . . . . .	29
<u>Caribbean Area</u>	
Puerto Rico . . . . .	29

TABLE 46.-- AIRPLANES ON HAND IN AIR NATIONAL GUARD, BY TYPE AND MODEL OF AIRPLANE: MONTHLY, 1948

(Figures are as of end of month)

Type and Model	Jan	Feb	Mar	Apr	May	Jun
<u>Total</u> . . . . .	<u>1,930</u>	<u>1,966</u>	<u>1,998</u>	<u>2,002</u>	<u>2,043</u>	<u>2,034</u>
<u>Continental US - Total</u> . . . . .	<u>1,904</u>	<u>1,938</u>	<u>1,972</u>	<u>1,974</u>	<u>2,004</u>	<u>1,991</u>
<u>Combat Airplanes - Total</u> . . . . .	<u>1,460</u>	<u>1,490</u>	<u>1,524</u>	<u>1,530</u>	<u>1,560</u>	<u>1,551</u>
<u>Bomber - Total</u> . . . . .	<u>321</u>	<u>341</u>	<u>347</u>	<u>344</u>	<u>351</u>	<u>344</u>
A-26 . . . . .	321	341	347	344	351	344
<u>Fighter - Total</u> . . . . .	<u>1,139</u>	<u>1,149</u>	<u>1,177</u>	<u>1,186</u>	<u>1,209</u>	<u>1,207</u>
P-47 . . . . .	419	417	446	455	475	473
P-51 . . . . .	720	732	731	731	728	724
P-80 . . . . .	-	-	-	-	5	10
<u>Transport - Total</u> . . . . .	<u>111</u>	<u>115</u>	<u>116</u>	<u>116</u>	<u>116</u>	<u>115</u>
C-47 . . . . .	109	113	114	114	114	113
C-45 . . . . .	2	2	2	2	2	2
<u>Trainer - Total</u> . . . . .	<u>267</u>	<u>267</u>	<u>265</u>	<u>263</u>	<u>263</u>	<u>262</u>
AT-11 . . . . .	37	37	37	37	37	37
AT-6 . . . . .	230	230	228	226	226	225
<u>Communication - Total</u> . . . . .	<u>66</u>	<u>66</u>	<u>67</u>	<u>65</u>	<u>65</u>	<u>63</u>
L-5 . . . . .	64	64	65	63	62	61
L-16 . . . . .	-	-	-	-	1	-
L-17 . . . . .	2	2	2	2	2	2
<u>Overseas - Total</u> . . . . .	<u>26</u>	<u>28</u>	<u>26</u>	<u>28</u>	<u>39</u>	<u>43</u>
<u>Combat Airplanes - Total</u> . . . . .	<u>17</u>	<u>17</u>	<u>17</u>	<u>18</u>	<u>30</u>	<u>34</u>
<u>Bomber - Total</u> . . . . .	<u>4</u>	<u>4</u>	<u>4</u>	<u>4</u>	<u>4</u>	<u>4</u>
A-26 . . . . .	4	4	4	4	4	4
<u>Fighter - Total</u> . . . . .	<u>13</u>	<u>13</u>	<u>13</u>	<u>14</u>	<u>26</u>	<u>30</u>
P-47 . . . . .	13	13	13	14	26	30
<u>Transport - Total</u> . . . . .	<u>3</u>	<u>3</u>	<u>3</u>	<u>3</u>	<u>2</u>	<u>2</u>
C-45 . . . . .	3	3	3	3	2	2
<u>Trainer - Total</u> . . . . .	<u>4</u>	<u>6</u>	<u>4</u>	<u>5</u>	<u>5</u>	<u>5</u>
AT-6 . . . . .	4	6	4	5	5	5
<u>Communications - Total</u> . . . . .	<u>2</u>	<u>2</u>	<u>2</u>	<u>2</u>	<u>2</u>	<u>2</u>
L-5 . . . . .	2	2	2	2	2	2





TABLE 46 --- AIRPLANES ON HAND IN AIR NATIONAL GUARD, BY TYPE AND MODEL OF AIRPLANE: MONTHLY, 1948  
Continued

(Figures are as of end of month)

Type and Model	Jul	Aug	Sep	Oct	Nov	Dec
<u>Total</u>	<u>2,048</u>	<u>2,045</u>	<u>2,029</u>	<u>2,047</u>	<u>2,069</u>	<u>2,148</u>
<u>Continental U. S. - Total</u> . . . . .	<u>1,998</u>	<u>1,988</u>	<u>1,975</u>	<u>1,991</u>	<u>2,013</u>	<u>2,090</u>
<u>Combat Airplane - Total</u> . . . . .	<u>1,406</u>	<u>1,396</u>	<u>1,386</u>	<u>1,405</u>	<u>1,428</u>	<u>1,501</u>
<u>Bomber - Total</u> . . . . .	<u>288</u>	<u>285</u>	<u>280</u>	<u>278</u>	<u>274</u>	<u>271</u>
B-26 . . . . .	288	285	280	278	274	271
<u>Fighter - Total</u> . . . . .	<u>1,118</u>	<u>1,111</u>	<u>1,106</u>	<u>1,127</u>	<u>1,154</u>	<u>1,230</u>
F-47 . . . . .	458	446	445	445	444	439
F-51 . . . . .	643	638	632	640	644	702
F-80 . . . . .	17	27	29	42	66	89
<u>Transport - Total</u> . . . . .	<u>115</u>	<u>118</u>	<u>117</u>	<u>116</u>	<u>116</u>	<u>116</u>
C-47/53 . . . . .	113	116	115	114	114	114
C-45 . . . . .	2	2	2	2	2	2
<u>Trainer - Total</u> . . . . .	<u>416</u>	<u>418</u>	<u>417</u>	<u>417</u>	<u>416</u>	<u>420</u>
T-11 . . . . .	37	36	35	35	35	35
T-6 . . . . .	226	226	225	225	224	225
TB-26 . . . . .	56	58	61	63	66	69
TF-47 . . . . .	18	18	17	15	15	15
TF-51 . . . . .	79	80	79	79	76	76
<u>Communication - Total</u> . . . . .	<u>61</u>	<u>56</u>	<u>55</u>	<u>53</u>	<u>53</u>	<u>53</u>
L-5 . . . . .	59	54	53	51	51	51
L-17 . . . . .	2	2	2	2	2	2
<u>Overseas - Total</u> . . . . .	<u>50</u>	<u>57</u>	<u>54</u>	<u>56</u>	<u>56</u>	<u>58</u>
<u>Combat Airplane - Total</u> . . . . .	<u>39</u>	<u>44</u>	<u>40</u>	<u>41</u>	<u>41</u>	<u>43</u>
<u>Bomber - Total</u> . . . . .	<u>4</u>	<u>2</u>	<u>1</u>	<u>1</u>	<u>1</u>	<u>1</u>
B-26 . . . . .	4	2	1	1	1	1
<u>Fighter - Total</u> . . . . .	<u>35</u>	<u>42</u>	<u>39</u>	<u>40</u>	<u>40</u>	<u>42</u>
F-47 . . . . .	35	42	39	40	40	42
<u>Transport - Total</u> . . . . .	<u>2</u>	<u>2</u>	<u>2</u>	<u>2</u>	<u>2</u>	<u>2</u>
C-46 . . . . .	2	2	2	2	2	2
C-47 . . . . .	-	-	-	1	1	1
<u>Trainer - Total</u> . . . . .	<u>7</u>	<u>9</u>	<u>10</u>	<u>10</u>	<u>10</u>	<u>10</u>
T-6 . . . . .	7	7	7	7	7	7
TB-26 . . . . .	-	2	3	3	3	3
<u>Communication - Total</u> . . . . .	<u>2</u>	<u>2</u>	<u>2</u>	<u>2</u>	<u>2</u>	<u>2</u>
L-5 . . . . .	2	2	2	2	2	2


TABLE 47 -- SUMMARY OF AIR NATIONAL GUARD AIRCRAFT ACTIVITIES--DURING 1948

Month	Flying Active Aircraft				Average Number of Pilots	Accident Rate Per 100,000 Hours	Fuel Con- sumption	Total Hours Flown
	Hours Flown	Average Aircraft On Hand	Percent of A/C In Commission	Average Hours Flown Per A/C On Hand				
Jan . . . . .	9,456	1,597	50	6	2,256	99	643,816	9,459
Feb . . . . .	12,879	1,726	54	7	2,294	76	956,554	12,892
Mar . . . . .	17,860	1,800	59	10	2,363	78	1,323,928	17,860
Apr . . . . .	24,141	1,828	62	13	2,459	66	1,937,965	24,204
May . . . . .	26,157	1,811	63	14	2,516	56	2,120,557	26,196
Jun . . . . .	33,508	1,849	65	18	2,583	63	2,362,824	33,588
Jul . . . . .	24,788	1,837	60	13	2,644	52	1,922,097	24,801
Aug . . . . .	42,595	1,904	63	22	2,673	91	3,467,714	42,668
Sep . . . . .	25,991	1,891	60	14	2,722	65	2,213,128	26,058
Oct . . . . .	22,206	1,897	60	12	2,791	31	1,945,999	22,276
Nov . . . . .	18,526	1,917	62	10	2,874	86	1,718,411	18,582
Dec . . . . .	18,586	1,976	60	9	2,989	86	1,617,406	18,638

PART V

MILITARY PERSONNEL .....





**MILITARY PERSONNEL**

Enlistments and Re-enlistments are the only subjects on Military Personnel presented in Vol. II of the 1948 USAF Statistical Digest. These tables continue the information published in the 1947 edition under table number 4C - page 59.

Data has been expanded in the various tables to show more detailed breaks on enlistments, not only Negro and Other than Negro, and Enlistments by Term, but also to show Sex and Grade of Personnel, Women of the Air Force (WAF), and Army with the Air Force (ARWAF).

Enlistments and Re-enlistments are authorized in the Regular Air Force for 3, 4, or 6 years, at the option of the individual enlisting. Re-enlistments are made only in Regular Air Force unassigned.

Immediate Re-enlistments, as shown in some of the tables, are those made the day following discharge from a previous term of service. Re-enlistments made after ninety days, following discharge, are known as re-enlistees with prior service.

Tables 48 and 49 include Aviation Cadets and they are broken out in Table 49. Aviation Cadets must enlist for a period of three years.

Indefinite Enlistments as shown in Tables 49, 51 and 54, were provided for in the Act of 28 June 1947 (Public Law 128 - 80th Congress; sec. VII, Bul 13, WD, 1947) which provided that persons of the first three enlisted grades may be re-enlisted for unspecified periods of time on a career basis. Anyone who serves three or more years of an enlistment for an unspecified period of time may submit his resignation and shall be discharged from his enlistment within 3 months of the submission of such resignation.

The WAF program, as summarized in Tables 51 and 52, was introduced in 1948 by the passage of Bill No. S 1641 by the 80th Congress therefore WAF are reported only from July on through the remainder of the year.

One year enlistments (See AFR, 35-9, 8 Dec'48) were authorized by the Selective Service Act of 1948 (Public Law 759-80th Congress JAAF Bul. 22, 1948), therefore, one year enlistments are reported only for July through December 1948 (See Table 53). One year enlistees are male personnel and exclude Aviation Cadets (as stated above, Aviation Cadets must enlist for the longer period of time). No provision is made for one year enlistments of WAF.

Grades of enlistments as reported in the various tables are defined thus:

First	-	Master Sergeant
Second	-	Technical Sergeant
Third	-	Staff Sergeant
Fourth	-	Sergeant
Fifth	-	Corporal
Sixth	-	Private First Class
Seventh	-	Private

A more complete coverage of Military Personnel statistics may be found in Vol. I of the 1948 USAF Statistical Digest.



TABLE 48.— ENLISTMENTS FOR THE USAF, BY STATUS AS TO PRIOR SERVICE, BY SEX, BY MONTH: JAN THROUGH DEC, 1948.

Note:-- Figures in the table below include Aviation Cadets and Negro personnel; the latter category is broken out in other tables that follow as indicated.

Month	Total Enlistments	Status of Previous Service							
		Total Enlistments		No Prior Service		Prior Service		Immediate Re-enlistments	
		Male	Female (WAF)	Male	Female (WAF)	Male	Female (WAF)	Male	Female (WAF)
Total a/	141,176	140,003	1,173	79,482	270	39,327	205	21,194	598
January . .	14,573	14,573	-	9,413	-	5,005	-	155	-
February . .	13,362	13,362	-	7,227	-	5,910	-	225	-
March. . . .	7,582	7,582	-	3,948	-	3,383	-	251	-
April . . . .	8,878	8,878	-	5,475	-	3,232	-	171	-
May . . . . .	6,455	6,455	-	3,674	-	2,554	-	227	-
June . . . . .	9,833	9,833	-	7,440	-	2,169	-	224	-
July . . . . .	9,824	9,812	12	7,553	1	2,024	7	235	4
August . . . .	11,819	11,630	189	8,999	1	2,320	47	311	141
September . .	11,367	10,961	406	7,118	3	2,381	72	1,462	331
October. . . .	15,311	15,018	293	6,570	81	3,113	101	5,335	111
November . . .	17,543	17,368	175	6,381	103	3,725	63	7,262	9
December . . .	14,629	14,531	98	5,684	81	3,511	15	5,336	2

a/ Does not include 727 re-enlistments in the Army for ARMAF duty; neither does this figure include 4,289 1 year Air Force enlistees shown in break by term of enlistment. Break for the latter by month may be found under Tables 49 and 53

TABLE 49.-- ENLISTMENTS FOR USAF, BY TERM OF ENLISTMENT, BY SEX, BY MONTH: JAN THROUGH DEC, 1948.

Note:-- Figures in the tables below include Aviation Cadets and Negro personnel; the latter category is broken out in other tables that follow as indicated.

Month	Total	Total		1 Year		2 Year		3 Year		4 Year		5 Year		6 Year		Indefinite	
		Male	Fe-Male (WAF)	Male	Fe-Male (WAF)	Male	Fe-Male (WAF)	Male	Fe-Male (WAF)	Male	Fe-Male (WAF)	Male	Fe-Male (WAF)	Male	Fe-Male (WAF)	Male	Fe-Male (WAF)
		Total	145,465	144,292	1,173	4,289	-	-	-	135,358	1,098	525	3	1,972	4	1,070	65
Jan . . . . .	14,573	14,573	-	-	-	-	-	13,940	-	75	-	558	-	-	-	-	-
Feb . . . . .	13,362	13,362	-	-	-	-	-	12,689	-	85	-	566	-	2	-	-	-
Mar . . . . .	7,582	7,582	-	-	-	-	-	7,153	-	38	-	366	-	25	-	-	-
Apr . . . . .	8,878	8,878	-	-	-	-	-	8,496	-	60	-	145	-	177	-	-	-
May . . . . .	6,455	6,455	-	-	-	-	-	6,185	-	40	-	63	-	167	-	-	-
Jun . . . . .	9,833	9,833	-	-	-	-	-	9,699	-	29	-	25	-	80	-	-	-
Jul . . . . .	10,596	10,584	12	772	-	-	-	9,702	12	25	-	20	-	65	-	-	-
Aug . . . . .	12,518	12,329	189	699	-	-	-	11,558	179	11	1	14	1	47	8	-	-
Sep . . . . .	12,371	11,965	406	1,004	-	-	-	10,823	357	22	-	21	2	93	47	2	-
Oct . . . . .	15,964	15,671	293	653	-	-	-	14,584	285	38	-	59	1	133	6	204	1
Nov . . . . .	18,153	17,978	175	610	-	-	-	16,614	169	55	-	73	-	154	4	472	2
Dec . . . . .	15,180	15,082	98	551	-	-	-	13,915	96	47	2	45	-	127	-	397	-

TABLE 50.-- ENLISTMENTS FOR USAF, BY GRADE, BY RACE, BY MONTH: JAN THROUGH DEC, 1948.

(Table below includes 1,173 WAFS but does not include 4,289 one year enlistments and 727 re-enlistments in the Army for ARWAF duty.)

Month	Total Enlistments	Enlistments by Grade							
		First Grade	Second Grade	Third Grade	Fourth Grade	Fifth Grade	Sixth Grade	Seventh Grade	Aviation Cadets
<b>Total</b>	<b>141,176</b>	<b>8,498</b>	<b>8,798</b>	<b>14,782</b>	<b>9,163</b>	<b>7,815</b>	<b>12,225</b>	<b>78,248</b>	<b>1,647</b>
January a/ . . . .	14,573	62	346	917	1,090	1,468	2,179	8,511	-
February a/ . . . .	13,362	62	341	980	1,186	1,401	2,264	7,128	-
March . . . . .	7,582	63	334	766	831	799	1,174	3,606	9
Other Than Negro	7,073	61	329	760	802	745	1,048	3,319	9
Negro . . . . .	509	2	5	6	29	54	126	287	-
April . . . . .	8,878	59	274	856	530	543	1,001	5,615	-
Other Than Negro	8,644	59	272	849	517	522	960	5,465	-
Negro . . . . .	234	-	2	7	13	21	41	150	-
May . . . . .	6,455	82	216	678	514	267	781	3,815	2
Other Than Negro	6,121	81	214	669	504	244	732	3,595	2
Negro . . . . .	334	1	2	9	10	23	49	220	-
June . . . . .	9,833	112	249	610	252	347	714	6,835	714
Other Than Negro	9,540	112	246	603	245	330	683	6,609	712
Negro . . . . .	293	-	3	7	7	17	31	226	2
July . . . . .	9,824	140	206	570	261	260	570	7,797	20
Other Than Negro	9,621	139	204	560	256	245	543	7,654	20
Negro . . . . .	203	1	2	10	5	15	27	143	-
August . . . . .	11,819	236	312	718	428	299	642	9,184	-
Other Than Negro	11,592	234	311	714	407	281	557	9,088	-
Negro . . . . .	227	2	1	4	21	18	85	96	-
September . . . . .	11,367	845	724	1,086	599	301	434	7,157	221
Other Than Negro	10,894	836	707	1,051	554	266	400	6,859	221
Negro . . . . .	473	9	17	35	45	35	34	298	-
October . . . . .	15,311	2,487	1,951	2,039	875	527	633	6,122	677
Other Than Negro	14,636	2,460	1,927	1,961	799	465	555	5,795	674
Negro . . . . .	675	27	24	78	76	62	78	327	3
November . . . . .	17,543	2,569	2,326	3,024	1,325	764	873	6,658	4
Other Than Negro	16,455	2,510	2,289	2,864	1,186	650	777	6,175	4
Negro . . . . .	1,088	59	37	160	139	114	96	483	-
December . . . . .	14,629	1,781	1,519	2,538	1,272	739	960	5,820	-
Other Than Negro	13,452	1,741	1,484	2,373	1,086	583	796	5,389	-
Negro . . . . .	1,177	40	35	165	186	156	164	431	-

a/ Grade data by race are not available for January and February.

TABLE 51.-- WAF ENLISTMENTS FOR THE USAF BY STATUS AS TO PRIOR SERVICE AND BY TERM OF ENLISTMENT:  
JUL THROUGH DEC, 1948.

(Negro personnel are included in parentheses and are not included in the open figures.)

Month	Total Enlistments	Status as to Prior Service			Term of Enlistment				
		No Prior Service	Prior Service	Immediate Re-enlistments	3 Year	4 Year	5 Year	6 Year	In-definite
<b>Total</b>	<b>(82) 1,091</b>	<b>(15) 255</b>	<b>(14) 291</b>	<b>(52) 545</b>	<b>(80) 1,018</b>	<b>2</b>	<b>4</b>	<b>(2) 62</b>	<b>2</b>
July . . . . .	12	1	7	4	12	-	-	-	-
August . . . . .	(13) 176	1	47	(13) 128	(13) 166	1	1	8	-
September . . . . .	(33) 373	3	(4) 68	(29) 302	(33) 324	-	2	47	-
October . . . . .	(15) 278 <sup>a/</sup>	81	(4) 97	(11) 100	(13) 272	-	1	(2) 4	1
November . . . . .	(5) 170 <sup>b/</sup>	103	(5) 58	9	(5) 164	-	-	4	2
December . . . . .	(16) 82	(15) 66	(1) 14	2	(16) 80	2	-	-	-

<sup>a/</sup> Includes 1 (Other than Negro) Indefinite or Career

<sup>b/</sup> Includes 2 (Other than Negro) Indefinite or Career

TABLE 52.-- WAF ENLISTMENTS FOR THE USAF, BY STATUS AS TO PRIOR SERVICE, BY GRADE OF ENLISTMENT, BY RACE, BY MONTH: JUL THROUGH DEC, 1948.

(Negro personnel are included in parentheses and are not included in the open figures.)

Status of Prior Service by Month	Total	Grade of Enlistment						
		First	Second	Third	Fourth	Fifth	Sixth	Seventh
<b>Total (July through Dec)</b>	<b>(82) 1,091</b>	<b>(2) 22</b>	<b>46</b>	<b>(10) 264</b>	<b>(25) 350</b>	<b>(15) 116</b>	<b>(15) 32</b>	<b>(15) 260</b>
<b>July - Total</b> . . . . .	12	-	1	4	5	1	-	1
No prior service . . . . .	1	-	-	-	-	-	-	1
Prior service . . . . .	7	-	1	4	2	-	-	-
Immediate Reenlistments	4	-	-	-	3	1	-	-
<b>August - Total</b> . . . . .	(13) 176	(1) 8	11	(1) 55	(6) 85	(2) 15	(3) 2	-
No prior service . . . . .	10	2	1	3	4	-	-	-
Prior Service . . . . .	38	1	-	8	24	5	-	-
Immediate Reenlistments	(13) 128	(1) 5	10	(1) 44	(6) 57	(2) 10	(3) 2	-
<b>September - Total</b> . . . . .	(33) 372	(1) 8	22	(5) 134	(8) 162	(8) 27	(11) 4	6
No prior service . . . . .	3	-	-	1	-	-	-	2
Prior service . . . . .	(4) 68	2	4	24	(1) 23	(1) 8	(2) 3	4
Immediate Reenlistments	(29) 302	(1) 6	18	(5) 109	(7) 139	(7) 29	(9) 1	-
<b>October - Total</b> . . . . .	(15) 278	5	8	(2) 51	(8) 74	(4) 42	(1) 14	84
No prior service . . . . .	81	-	-	-	-	-	-	81
Prior Service . . . . .	(4) 97	2	1	16	(2) 30	(2) 32	(1) 13	3
Immediate Reenlistments	(11) 100	3	7	(2) 35	(6) 44	(2) 10	(1) 1	-
<b>November - Total</b> . . . . .	(5) 170	1	2	(2) 17	(2) 21	(1) 17	10	102
No prior service . . . . .	103	-	-	-	-	-	1	102
Prior Service . . . . .	(5) 58	1	2	(2) 14	(2) 16	(1) 16	9	-
Immediate Reenlistments	9	-	-	1	5	1	-	-
<b>December - Total</b> . . . . .	(16) 82	-	2	3	(1) 3	4	3	(15) 67
No prior service . . . . .	(15) 66	-	-	-	-	-	-	(15) 66
Prior service . . . . .	(1) 14	-	1	2	(1) 3	4	3	1
Immediate Reenlistments	(-) 2	-	1	1	(-) -	-	-	(-) -

TABLE 53.-- ONE YEAR ENLISTMENTS FOR USAF, BY STATUS AS TO PRIOR SERVICE, BY RACE, BY MONTH:  
JUL THROUGH DEC, 1948.

Note:-- This table reflects male personnel only as no provision has been made for one year enlistment of WAF. The tables does not include Aviation Cadets. All personnel were enlisted in the Seventh Grade with the exception of 1 man who was enlisted in the Sixth Grade in October.

Month of Enlistment	Status as to Prior Service		
	Total Enlistments	No Prior Service	Prior Service
<b>Total</b> . . . . .	<u>4,289</u>	<u>4,197</u>	<u>92</u>
<b>July</b> . . . . .	<u>772</u>	<u>747</u>	<u>25</u>
Other than Negro . . . . .	<u>699</u>	<u>676</u>	<u>23</u>
Negro . . . . .	<u>73</u>	<u>71</u>	<u>2</u>
<b>August</b> . . . . .	<u>699</u>	<u>676</u>	<u>23</u>
Other than Negro . . . . .	<u>683</u>	<u>660</u>	<u>23</u>
Negro . . . . .	<u>16</u>	<u>16</u>	<u>-</u>
<b>September</b> . . . . .	<u>1,004</u>	<u>980</u>	<u>24</u>
Other than Negro . . . . .	<u>995</u>	<u>971</u>	<u>24</u>
Negro . . . . .	<u>9</u>	<u>9</u>	<u>-</u>
<b>October</b> . . . . .	<u>653</u>	<u>648</u>	<u>5</u>
Other than Negro . . . . .	<u>636</u>	<u>631</u>	<u>5</u>
Negro . . . . .	<u>17</u>	<u>17</u>	<u>-</u>
<b>November</b> . . . . .	<u>610</u>	<u>598</u>	<u>12</u>
Other than Negro . . . . .	<u>597</u>	<u>587</u>	<u>10</u>
Negro . . . . .	<u>13</u>	<u>11</u>	<u>2</u>
<b>December</b> . . . . .	<u>551</u>	<u>548</u>	<u>3</u>
Other than Negro . . . . .	<u>532</u>	<u>529</u>	<u>3</u>
Negro . . . . .	<u>19</u>	<u>19</u>	<u>-</u>

TABLE 54.-- RE-ENLISTMENTS (OTHER THAN NEGRO AND NEGRO) IN THE ARMY FOR ARWAF DUTY, BY SEX,  
BY MONTH: APR THROUGH DEC, 1948

(Negro personnel are shown in parentheses and are not included in the open figures)

By Month By Sex	Total	Status as to Prior Service			By Term of Enlistment					
		No Prior Service	Prior Service	Immediate Reenlistment	2 Year	3 Year	4 Year	5 Year	6 Year	In- definite
<b>Total</b>	(124) 603	-	-	(124) 603	2	(118) 551	(1) 2	(4) 2	(1) 6	30
<b>April-Total a/</b>	(3) 4	-	-	(3) 4	-	(2) 3	-	(1) 1	-	-
Male . . . . .	(3) 4	-	-	(3) 4	-	(2) 3	-	(1) 1	-	-
<b>May-Total</b> . . . . .	4	-	-	4	-	3	-	1	-	-
Male . . . . .	4	-	-	4	-	3	-	1	-	-
<b>June-Total</b> . . . . .	4	-	-	4	-	3	-	1	-	-
Male . . . . .	4	-	-	4	-	3	-	1	-	-
<b>July-Total</b> . . . . .	(1) 19	-	-	(1) 19	-	(1) 19	-	-	-	-
Male . . . . .	(1) 19	-	-	(1) 19	-	(1) 19	-	-	-	-
Female . . . . .	-	-	-	-	-	-	-	-	-	-
<b>August-Total</b> . . . . .	(3) 57	-	-	(3) 57	3	(3) 53	-	1	-	-
Male . . . . .	25	-	-	25	3	22	-	-	-	-
Female . . . . .	(3) 32	-	-	(3) 32	-	(3) 31	-	1	-	-
<b>September-Total</b>	(14) 77	-	-	(14) 77	4	(14) 70	1	-	2	-
Male . . . . .	(2) 50	-	-	(2) 50	-	(2) 48	1	-	1	-
Female . . . . .	(12) 27	-	-	(12) 27	4	(12) 22	-	-	1	-
<b>October-Total</b>	(20) 115	-	-	(20) 115	-	(18) 113	(1) -	(1) -	1	1
Male . . . . .	(17) 114b/	-	-	(17) 114b/	-	(15) 112	(1) -	(1) -	1	1
Female . . . . .	(3) 1	-	-	(3) 1	-	(3) 1	(-) -	-	-	-
<b>November-Total</b>	(39) 184c/	-	-	(39) 184	2	(38) 162	1	(1) -	2	17
Male . . . . .	(39) 182	-	-	(39) 182c/	1	(38) 162	1	(1) -	1	17
Female . . . . .	(-) 2	-	-	(-) 2	1	(-) -	-	-	1	-
<b>December-Total</b>	(44) 139d/	-	-	(44) 139	-	(42) 125	-	(1) 1	(1) 1	12
Male . . . . .	(44) 138	-	-	(44) 138d/	-	(42) 124	-	(1) 1	(1) 1	12
Female . . . . .	(-) 1	-	-	(-) 1	-	(-) 1	-	-	-	-

a/ Initial report.

b/ Includes 1 (Other than Negro) Indefinite or Career

c/ Includes 17 (Other than Negro) Indefinite or Career

d/ Includes 12 (Other than Negro) Indefinite or Career.

TABLE 55.-- IMMEDIATE RE-ENLISTMENTS (NEGRO AND OTHER THAN NEGRO) IN THE ARMY FOR ARWAF DUTY,  
BY SEX, BY GRADE, BY MONTH: APR THROUGH DEC 1948.

(Negro personnel are shown in parentheses and are not included in the open figures.)

By Month By Sex	By Grade of Enlistment									
	Total	First	Second	Third	Fourth	Fifth	Sixth	Seventh		
<b>Total</b>	(124) 603	(5) 119	(11) 99	(21) 150	(22) 121	(40) 69	(20) 30	(5) 15		
<b>April a/ . . .</b>	(3) 4	-	-	-	-	2	(2) 1	-		
Male . . . . .	(3) 4	-	-	-	-	2	(2) 1	-		
<b>May . . . . .</b>	(-) 4	-	-	2	1	-	-	-		
Male . . . . .	(-) 4	-	-	3	1	-	-	-		
<b>June . . . . .</b>	(-) 4	-	-	2	-	-	1	-		
Male . . . . .	(-) 4	-	-	3	-	-	1	-		
<b>July . . . . .</b>	(1) 19	2	2	4	(1) 4	3	4	-		
Male . . . . .	(1) 19	2	2	4	(1) 4	3	4	-		
Female . . . . .	-	-	-	-	-	-	-	-		
<b>August . . . . .</b>	(3) 57	6	5	(1) 4	(1) 23	(1) 14	3	2		
Male . . . . .	(-) 25	6	3	(-) 2	(-) 9	(-) 2	1	2		
Female . . . . .	(3) 32	-	2	(1) 2	(1) 14	(1) 12	2	-		
<b>September . . .</b>	(14) 77	17	(1) 5	(2) 14	(1) 22	(7) 13	(3) 5	1		
Male . . . . .	(2) 50	16	(-) 4	-	(-) 7	(1) 8	(1) 4	1		
Female . . . . .	(12) 27	1	(1) 1	(2) 4	(1) 15	(6) 5	(2) 1	-		
<b>October . . . . .</b>	(20) 115	(2) 35	(1) 26	(4) 24	(3) 12	(10) 9	3	6		
Male . . . . .	(17) 114	(2) 35	(1) 26	(4) 23	(2) 12	(8) 9	3	6		
Female . . . . .	(3) 1	(-) -	(-) -	(-) 1	(1) -	(2) -	-	-		
<b>November . . . .</b>	(39) 184	(1) 43	(7) 36	(5) 54	(7) 24	(9) 12	(7) 8	(3) 5		
Male . . . . .	(39) 182	(1) 43	(7) 36	(5) 54	(7) 24	(9) 12	(7) 8	(3) 5		
Female . . . . .	(-) 2	(-) -	(-) -	(-) 1	(-) 1	(-) -	(-) -	(-) -		
<b>December . . . .</b>	(44) 139	(2) 16	(2) 25	(9) 42	(8) 23	(13) 16	(8) 5	(2) 1		
Male . . . . .	(44) 138	(2) 16	(2) 25	(9) 42	(8) 23	(13) 16	(8) 5	(2) 1		
Female . . . . .	(-) 1	(-) -	(-) -	(-) 1	(-) -	(-) -	(-) -	(-) -		

a/ Initial report





## INDEX

	PAGE		PAGE
<u>Acceptances, Factory - Airplanes</u>		<u>Air Force Reserve</u>	
All Military . . . . .	16;17	Aircraft on Hand - Monthly . . . . .	20;21
By plant, by type and model . . . . .	16;17	Airplanes on Hand, By AF Area . . . . .	78
by type . . . . .	15	By type and model . . . . .	78
Airframe weight . . . . .	18	Summary of Air Reserve Activities . . . . .	80
Definition (See Glossary) . . . . .	VIII	Summary of Aircraft on Hand for the USAF, by Command, by type and model, quarterly . . . . .	23;25;28;31;32
Navy Cognizance . . . . .	16;17	<u>Airframe Height</u>	
USAF Cognizance . . . . .	16;17	Definition (See Glossary) . . . . .	VIII
Airframe weight . . . . .	15	Factory accepted USAF cognizance airplanes . . . . .	15
Accidents, Aircraft (See Aircraft Accidents) . . . . .	74;75	By type - Monthly . . . . .	15
Administrative Flying . . . . .	64-69	Factory accepted US Military airplanes . . . . .	16-17
Definition (See Glossary) . . . . .	VIII	By type - Monthly . . . . .	16-17
<u>Aircraft Accidents</u>		<u>Air Material Command</u>	
Accountable Inventory USAF - Gains and Losses . . . . .	40-43	Aircraft in Storage . . . . .	48
By type of accident . . . . .	74;75	Aircraft on Hand - Monthly . . . . .	20-21
By aircraft and model . . . . .	74;75	Aviation Fuel Consumption - Monthly . . . . .	70;71
Flying Hours of Aircraft . . . . .	74;75	Flying Time, by Type and Model of Aircraft . . . . .	50-52
Number and Rate . . . . .	74;75	Utilization and Maintenance of Aircraft . . . . .	62-63
Aircraft Engines (See Deliveries - engines) . . . . .	19	Summary of Aircraft on Hand for the USAF, by Command, by Type and Model, quarterly . . . . .	22;24;26;27;29;30
Aircraft Production (See Acceptances - Factory) . . . . .	15-18	<u>Air National Guard</u>	
<u>Aircraft (See also Airplanes)</u>		Aircraft on Hand - Monthly . . . . .	20;21
Accidents . . . . .	74;75	Airplanes on Hand, by AF Area and State or Territory . . . . .	81
By type and model, quarterly . . . . .	74;75	Airplanes on Hand, by type and model . . . . .	84
Number and rate . . . . .	74;75	Factory Deliveries, by type and by recipient . . . . .	18
Class Designation . . . . .	11	Summary of Activities . . . . .	86
Flying Time . . . . .	50A-61	Summary of Aircraft on Hand for the USAF, by Command, by Type and Model, Quarterly . . . . .	23;25;28;31;32
ATC - by type and model . . . . .	60	Airplane Acceptances (See Acceptances - Factory) . . . . .	15-18
Continental US . . . . .	56;57	Airplane Deliveries (See Deliveries) . . . . .	18
By type and model . . . . .	56;57	Airplane-First Line (See specific type) Definition (See Glossary) . . . . .	X
MATS - by type and model . . . . .	61	Airplane - Second Line (See specific type) Definition (See Glossary) . . . . .	X
Overseas . . . . .	58;59	<u>Airplanes (See Aircraft)</u>	
By type and model . . . . .	58;59	Authorized for USAF Procurement . . . . .	12
Summary . . . . .	50-55	Average Unit Cost . . . . .	13
By basic type and model - Monthly . . . . .	54-55	Factory Acceptances . . . . .	14;15
by Command, by type and model . . . . .	50-53	All Military . . . . .	15-18
On Hand . . . . .	20-32;34-43;46;48	Airframe weight, by Type . . . . .	18
Continental US, by Command . . . . .	20;21	By Plant, and by Type and Model . . . . .	16-17
by type and principal model . . . . .	36-37	By Type - Monthly . . . . .	15
In Storage at AMC installations . . . . .	48	USAF Cognizance . . . . .	14-15
In the USAF, by Type and principal model, monthly . . . . .	34;35	Airframe weight, by Type . . . . .	15
Overseas . . . . .	20;21	By Type and Model . . . . .	14
By type and principal model . . . . .	38;39	Factory Deliveries . . . . .	18
Reserve Forces . . . . .	20;21	By Type and By Recipient . . . . .	18
USAF Accountable Inventory, Gains and Losses . . . . .	40-43	Losses - Airplanes . . . . .	41;43;47
Value of Aircraft parts-Inventory and On- order - Monthly . . . . .	46	Aircraft Continental US . . . . .	47
Summary, by Command, by type and model - quarterly . . . . .	22-32	Aircraft Overseas . . . . .	47
Aviation Fuel Consumption . . . . .	70-71	Inventory . . . . .	41;43
By Command . . . . .	70-71	On Hand	
by Type and Model . . . . .	72-73	Cumulative Age Distribution of the USAF	
Utilization and Maintenance . . . . .	62-64;69	Airplane Inventory . . . . .	44
Aircraft Wrecked - by type and model of air- craft . . . . .	74-75	In Air National Guard . . . . .	82-85
Definition (See Glossary) . . . . .	VIII	By AF Area and State or Territory . . . . .	82;83
<u>Air Defense Command</u>		By Type and Model . . . . .	84;85
Aircraft on Hand - Monthly . . . . .	20;21	In Air Reserve, By AF Area and Type and Model . . . . .	78;79
Aviation Fuel Consumption - Monthly . . . . .	70;71	In Continental US . . . . .	36;37
Flying Time, by type and model of Aircraft . . . . .	50-52	By Type and Principal Model . . . . .	36;37
Utilization and Maintenance of Aircraft . . . . .	62;63		
Summary of Aircraft on Hand, for the USAF, by command, by type and Model, quarterly . . . . .	22;24;26;27;29;30		

## INDEX - Continued

	PAGE		PAGE
<u>Airplanes (See Aircraft) (Continued)</u>		<u>Bomber Airplanes (Continued)</u>	
On Hand (Continued)		Factory Acceptances	14-18
In the USAF	33-35	All Military	15-17
By Major Type - Monthly	33	Airframe Weight	18
By Type and Principal Model - Monthly	34-35	Navy Cognizance	16-17
In the USAF Accountable Inventory	40-43	USAF Cognizance	14
By type and principal model	40-43	Airframe Weight	15
Overseas	38;39	Factory Deliveries, by Recipient	18
By type and principal model	38;39	Flying Time, By Command	50-55
Airplane Losses - Continental US and Overseas	47	ATC	60
<u>Air Proving Ground Command</u>		Continental US	56;57
Aircraft on Hand (Worldwide) - Monthly	20;21	MATS	61
Aviation Fuel Consumption - Monthly	70;71	Overseas	58;59
Flying Time, by Type and Model of Aircraft	50-52	Summary	50-55
Utilization and Maintenance of Aircraft	62;63	In Storage at AMC Installations	48
Summary of Aircraft on Hand for the		Losses	47
USAF, by Command, by type and model,		On Hand	33-39
Quarterly	22;24;26;27;29;30	Continental US	36;37
<u>Air Training Command</u>		In Air National Guard	84;85
Aircraft on Hand (Worldwide) - Monthly	20;21	In Air Reserve	78;79
Aviation Fuel Consumption - Monthly	70;71	Overseas	38;39
Flying Time, by type and model of Aircraft	50-52	USAF Accountable Inventory	40;41
Utilization and Maintenance of Aircraft	62;63	Utilization and Maintenance	64;67
Summary of Aircraft on Hand for the		Summary of Aircraft on Hand for	
USAF, by Command, By Type and Model,		the USAF, by Command, by type and Model,	
Quarterly	22;24;26;27;29;30	Quarterly	22-32
<u>Air Transport Command (See MATS)</u>		<u>Caribbean Air Command</u>	
Flying Time, by type and model	50	Aircraft on Hand (Worldwide) Monthly	20;21
By Type and Model, Monthly	51	Aviation Fuel Consumption - Monthly	70;71
Utilization and Maintenance of Aircraft	62	Flying Time, by type and model of aircraft	53
Summary of Aircraft on Hand for the		Tactical Units (Groups and Squadrons)	6
USAF, by Command, by Type and Model,		Utilization and Maintenance of Aircraft	63
Quarterly	22;24	Summary of Aircraft on Hand for	
<u>Air University</u>		the USAF, by Command, by type and model,	
Aircraft on Hand (Worldwide) - Monthly	20;21	Quarterly	23;25;28;31;32
Aviation Fuel Consumption - Monthly	70;71	<u>Chief of Staff</u>	
Flying Time, by type and model of Aircraft	50-52	Aviation Fuel	70;71
Utilization and Maintenance of Aircraft	62;63	Utilization and Maintenance	62
Summary of Aircraft on Hand for the		By Command	50
USAF, by Command, by Type and Model,		By Type and model	52
Quarterly	22;24;26;27;29;30	China (See Army Advisory Group - China)	
<u>Alaskan Air Command</u>		<u>Civil Air Patrol</u>	
Aircraft on Hand - Monthly	20;21	Aircraft on Hand (Worldwide) - Monthly	20;21
Aviation Fuel Consumption, Monthly	70;71	Summary of Aircraft on Hand for	
Flying Time, by type and model of aircraft	51;53	the USAF, by Command, by Type and Model,	
Tactical Units (Groups and Squadrons)	1-9	Quarterly	23;25;28;31;32
Utilization and Maintenance of Aircraft	63	Cognizance (See Acceptances, Airplanes)	15-18
Summary of Aircraft on Hand for the		Definition (See Glossary)	IX
USAF, by Command, by type and model,		<u>Communications Airplanes</u>	
Quarterly	23;25;28;31;32	Aircraft Accidents	74-75
<u>Army Advisory Group - China</u>		Authorized for USAF Procurement	12
Flying Time, By Command	51	Average Unit Cost	13
Flying Time, By type and model	53	Aviation Fuel Consumption	72;73
Utilization and Maintenance of Aircraft	62	Factory Acceptances	14-18
Army Field Forces	18	All Military	15-17
Factory Deliveries, Airplanes	18	Airframe Weight	18
by type and recipient	18	Navy Cognizance	16-17
ARAF Duty, Enlistments for	92;93	USAF Cognizance	14
Aviation Cadet Enlistments	90	Airframe Weight	15
<u>Bomber Airplanes</u>		Factory Acceptance by Recipient	18
Aircraft Accidents	74;75	Flying Time, By Command	50-55
Authorized for USAF Procurement	12	ATC	60
Average Unit Cost	13	Contl US	56;57
Aviation Fuel Consumption	72;73	MATS	61
Cumulative Age Distribution	44	Overseas	58;59
		Summary	50-55
		On Hand	33-39
		Continental US	36;37
		In Air National Guard	84;85
		Overseas	38;39
		USAF Accountable Inventory	40;41

## INDEX - Continued

	PAGE		PAGE
<u>Communications Airplanes (Continued)</u>			
Utilization and Maintenance . . . . .	66;69	Fatalities - by type and model . . . . .	74-75
Summary of Aircraft on Hand for the USAF, by Command, by Type and Model, quarterly . . . . .	22-32	Definition (See Glossary) . . . . .	X
<u>Continental Air Command</u>			
Aircraft on Hand - quarterly . . . . .	29;30	Female Enlistments . . . . .	69-92
Aviation Fuel Consumption - Monthly . . . . .	70;71	Female Re-enlistments . . . . .	92;93
Flying Time, by Type and Model of Aircraft . . . . .	52	<u>Fighter Airplanes</u>	
Utilization and Maintenance of Aircraft . . . . .	62	Aircraft Accidents . . . . .	74-75
<u>Continental US (See specific Command or Subject)</u>			
Definition (See Glossary) . . . . .	IX	Authorized for USAF Procurement . . . . .	12
Cumulative Age Distribution . . . . .	44	Average Unit Cost . . . . .	13
USAF Airplane Inventory . . . . .	44	Aviation Fuel Consumption . . . . .	72;73
<u>Deliveries - Aircraft Engines</u>			
All Military . . . . .	19	Cumulative Age Distribution . . . . .	44
By Plant . . . . .	19	Factory Acceptances . . . . .	14-18
By Model, by Unit Horsepower . . . . .	19	All Military . . . . .	15-17
Jet Propelled, by plant, by model, by unit horsepower . . . . .	19	Airframe Weight . . . . .	18
<u>Deliveries - Airplane</u>			
All Military . . . . .	18	Navy Cognizance . . . . .	16;17
By Type and Recipient . . . . .	18	USAF Cognizance . . . . .	14
Definition (See Glossary) . . . . .	I	Airframe Weight . . . . .	15
<u>Engines, Aircraft</u>			
Factory Deliveries . . . . .	19	Factory Deliveries - By Recipient . . . . .	18
Jet Propelled, by Plant, Model and Unit Horsepower . . . . .	19	Flying Time, By Command . . . . .	50-55
All Military . . . . .	19	Contl US . . . . .	56
By plant, model and unit horsepower . . . . .	19	Overseas . . . . .	58
<u>Enlistments for USAF</u>			
By Grade . . . . .	89-92	Summary . . . . .	50-53
By Sex . . . . .	89;91	In Storage at AIC Installations . . . . .	48
By Term of . . . . .	89;91	Losses . . . . .	47
By Status as to Prior Service . . . . .	89;91;92	On Hand . . . . .	33-39
Indefinite . . . . .	89;92	Continental US . . . . .	36;37
Negro . . . . .	90;91;92	In Air National Guard . . . . .	24;85
One Year . . . . .	92	Overseas . . . . .	38;39
Aviation Cadet (See headnote) . . . . .	92	USAF Accountable Inventory . . . . .	40;41
By Grade (See headnote) . . . . .	92	Utilization and Maintenance . . . . .	64;67
By Status of Prior Service . . . . .	92	Summary of Aircraft on Hand for the USAF, by Command, by Type and Model, Quarterly . . . . .	22-32
Other than Negro . . . . .	90;91;92	<u>Flying Time of Aircraft</u>	
WAF . . . . .	91	Air Transport Command . . . . .	60
By Grade . . . . .	91	By Type and Model . . . . .	60
Negro . . . . .	91	Continental US . . . . .	56-57
Other than Negro . . . . .	91	By Type and Model . . . . .	56;57
By Month . . . . .	91	Flying Time of AF Pilots on Inactive Duty . . . . .	80
By Status as to Prior Service . . . . .	91	Military Air Transport Service . . . . .	61
By Term of . . . . .	91	By Type and Model . . . . .	61
With No Prior Service . . . . .	89;91;92	Overseas . . . . .	58;59
With Prior Service . . . . .	89;91;92	By Type and Model . . . . .	58;59
<u>Factory Acceptances (See Acceptances, air- planes)</u>			
	15-18	Summary . . . . .	54;55
<u>Factory Deliveries (See Deliveries - airplanes)</u>			
	18	By Basic Type and Model . . . . .	54;55
<u>Far East Air Forces</u>			
Aircraft on Hand - Monthly . . . . .	20-21	By Command . . . . .	50;51;52;53
Aviation Fuel Consumption - Monthly . . . . .	70-72	By type and model . . . . .	50;51;52;53
Flying time, by type and model of aircraft . . . . .	51;53	<u>Glinters and Targets</u>	
Tactical Units (Groups and Squadrons) . . . . .	8	Aviation Fuel Consumption . . . . .	72;73
Utilization and Maintenance of Aircraft . . . . .	63	Flying Time . . . . .	55-59
Summary of Aircraft on Hand for the USAF, by Command, by Type and Model, Quarterly . . . . .	23;25;28;31;32	Continental US . . . . .	56;57
<u>Fatal Accidents - by Type and Model</u>			
	74-75	Overseas . . . . .	58;59
Definition (See Glossary) . . . . .	A	Type and Model, basic . . . . .	54;55
<u>Groups by Type, Tactical</u>			
	2-9	In Storage at AIC Installations . . . . .	48
	2-4	Utilization and Maintenance . . . . .	66;69
	5-9	Summary of Aircraft on Hand for the USAF, by Command, by Type and Model, Quarterly . . . . .	22-32
<u>Headquarters Command</u>			
Aircraft on Hand - Monthly . . . . .	20;21	<u>Groups by Type, Tactical</u>	
Aviation Fuel Consumption - Monthly . . . . .	70;71	Contl US and Overseas Commands . . . . .	2-4
Flying Time . . . . .	52	Overseas Command . . . . .	5-9
By Type and Model of Aircraft . . . . .	52	<u>Headquarters Command</u>	
Utilization and Maintenance of Aircraft . . . . .	62	Aircraft on Hand - Monthly . . . . .	20;21
Summary of Aircraft on Hand for the USAF, by Command, by Type and Model, Quarterly . . . . .	22;24;26;27;29;30	Aviation Fuel Consumption - Monthly . . . . .	70;71

## INDEX - Continued

	PAGE		PAGE
Immediate Re-enlistments . . . . .	90-93	<u>Pacific Air Command</u>	
Indefinite Enlistments . . . . .	89;90	Aircraft on Hand - Monthly . . . . .	20;21
Introduction, Tactical Units . . . . .	1	Aviation Fuel Consumption - Monthly . . . . .	70;71
Definition (See Glossary) . . . . .	I	Flying Time . . . . .	50-53
Introduction to Enlistments . . . . .	87	By Type and Model of Aircraft . . . . .	50-53
Joint Brazil - US Commission . . . . .	51;53;63	Utilization and Maintenance of Aircraft . . . . .	63
Flying Time, By Command . . . . .	51	Summary of Aircraft on Hand for the	
Flying Time, By Type and Model . . . . .	53	USAF, by Command, by Type and Model,	
Utilization and Maintenance of Aircraft . . . . .	63	Quarterly . . . . .	23;25;28;31;32
Losses, Airplane (See Airplane Losses) . . . . .	47	Parts Aircraft, Value of - In Inventory . . . . .	46
Major Accidents . . . . .	74;75	On Order - Monthly . . . . .	46
By Type and Model of Aircraft . . . . .	74;75	Patrol Bomber . . . . .	16;17
Definition (See Glossary) . . . . .	VIII	Factory Acceptances . . . . .	16;17
Male Enlistments . . . . .	89-92	Navy Cognizance . . . . .	16;17
Male re-enlistments . . . . .	92;93	Petroleum Bulk, Storage Capacity . . . . .	49
<u>Military Air Transport Service</u>		Procurement . . . . .	12;13
Aircraft on Hand - Monthly . . . . .	23;24	USAF-Airplanes Authorized for . . . . .	12;13
Aviation Fuel Consumption . . . . .	70;71	By Type and Model . . . . .	12
By Type and Model . . . . .	26;27;29;30	Average Unit Cost . . . . .	13
Flying Time . . . . .	53;61	<u>Reconnaissance Airplanes</u>	
By Type and Model . . . . .	53;61	Aircraft Accidents . . . . .	74;75
Utilization and Maintenance of Aircraft . . . . .	63	Authorized for USAF Procurement . . . . .	12;13
Summary of Aircraft on Hand for the		Average Unit Cost . . . . .	13
USAF, by Command, by Type and Model,		Aviation Fuel Consumption . . . . .	72;73
Quarterly . . . . .	26;27;29;30	Cumulative Age Distribution . . . . .	44
Military Enlistments . . . . .	89-91	Factory Acceptances . . . . .	14-18
Military re-enlistments . . . . .	92;93	All Military . . . . .	15-17
Minor Accidents . . . . .	74-75	Airframe Weight . . . . .	18
By Type and Model of Aircraft . . . . .	74-75	Navy Cognizance . . . . .	16;17
Minimum Individual Training - Flying . . . . .	64;69	USAF Cognizance . . . . .	14
Definition (See Glossary) . . . . .	X	Airframe Weight . . . . .	15
Miscellaneous Aircraft - Overseas . . . . .	23;25;28;31;32	Factory Deliveries by Recipient . . . . .	18
National Guard, Ground . . . . .	18	Flying Time, By Command . . . . .	50-55
Factory Deliveries, Airplanes . . . . .	18	Continental US . . . . .	56;57
By Type and by Recipient . . . . .	18	Overseas . . . . .	58;59
Navy, US . . . . .	18	Worldwide . . . . .	50-55
Factory Deliveries, Airplanes . . . . .	18	In Storage at AMC Installations . . . . .	48
By Type and by Recipient . . . . .	18	On Hand . . . . .	33-39
Negro Enlistments . . . . .	90-92	Continental US . . . . .	36;37
Negro re-enlistments . . . . .	92;93	Overseas . . . . .	38;39
Operational Flying . . . . .	64-69	USAF Accountable Inventory . . . . .	40;41
Definition (See Glossary) . . . . .	X	Utilization and Maintenance . . . . .	65;68
<u>Operation VITLES</u>		Summary of Aircraft on Hand for	
Aviation Fuel Consumption - Monthly . . . . .	53;63;70;71	the USAF, by Command, by Type and Model,	
Flying Time . . . . .	70;71	Quarterly . . . . .	22-32
By Type and Model of Aircraft . . . . .	53	<u>Re-enlistments</u> . . . . .	89;91-93
Utilization and Maintenance of Aircraft . . . . .	63	By Grade . . . . .	93
<u>Other Airplanes</u>		By Sex . . . . .	92;93
Aircraft Accidents . . . . .	74;75	Immediate . . . . .	89-91;93
Cumulative Age Distribution . . . . .	44	In Army for AHWAF . . . . .	92;93
In Storage at AMC Installations . . . . .	48	By Grade . . . . .	93
Losses . . . . .	47	By Status of Prior Service . . . . .	92
Utilization and Maintenance . . . . .	64-68	By Term . . . . .	92
<u>Other, Overseas</u>		Female . . . . .	92;93
Aircraft on Hand - Monthly . . . . .	20-32	Male . . . . .	92;93
Aviation Fuel Consumption - Monthly . . . . .	70;71	Negro . . . . .	92;93
Flying Time . . . . .	53	Other than Negro . . . . .	92;93
By Type and Model of Aircraft . . . . .	53	Negro . . . . .	92;93
Utilization and Maintenance of Aircraft . . . . .	63	Other than Negro . . . . .	92;93
Other Than Negro Enlistments . . . . .	90-92	NAF . . . . .	91
Other Than Negro re-enlistments . . . . .	92;93	By Grade . . . . .	91
		By Race . . . . .	91
		By Term . . . . .	91
		Research and Development Flying . . . . .	64-69
		Definition (See Glossary) . . . . .	X
		Reserve Forces (See Air Force Reserve)	
		<u>Search and Rescue - Aircraft</u>	
		Authorized for USAF Procurement . . . . .	12
		Average Unit Cost . . . . .	13
		Aviation Fuel Consumption . . . . .	72;73



