

DEPARTMENT OF THE AIR FORCE  
HEADQUARTERS UNITED STATES AIR FORCE  
WASHINGTON, D.C.



REPLY TO  
ATTN OF: ACMC

1 SEP 1978

SUBJECT: Declassification of Statistical Digest (Your ltr, 25 Aug 78)

TO: AF/CVAH(S)

All editions of the USAF Statistical Digest for the years 1945 thru 1963 are UNCLASSIFIED IAW Executive Order 11652 and downgrading instructions in AFR 205-1. Statistical Digests from 1964 thru 1977 are CLASSIFIED IAW instructions on the individual pages. Additional security information can be obtained from the office of primary responsibility.

*KM O'Over*

K.M.OLVER, Colonel, USAF  
Chief, Cost Analysis & Mgt Div  
Directorate of Cost & Management Analysis



DEPARTMENT OF THE AIR FORCE  
HEADQUARTERS UNITED STATES AIR FORCE  
WASHINGTON, D.C.



REPLY TO  
ATTN OF: ACMM

27 AUG 1979

SUBJECT: Declassification of Document, USAF Statistical Digest, FY 1978

TO: AF/CVAH

1. Request that declassification instructions on Table 1, pages 2 and 3, the front cover and title page of the digest be corrected to read:

Declassify On: 31 Dec 1986

2. This change is in accordance with Executive Order 12065, 28 June 1978, and DOD 5200.1R para 2-301, 2 Nov 78.

*L. T. Caseman*

L. T. CASEMAN  
Associate Director  
Directorate of Cost and  
Management Analysis

*B. 71 H.*

2

3

Pages 200-201 - Table 118 - Under "Reconnaissance" OA-10 not OA-13  
Med Bomber should be B-25 not A-25  
Total 1945 October should be 593 not 595

Page 204 - Table 221 - The date in heading of Table 121 should read: Quarterly 3rd  
Quarter 1942 to 1944

Page 204 - Table 122 - Medical Air Evacuation Operations of ATC Under the heading  
"Average Miles per Patient" the totals in the three columns; "Total", "Domestic"  
and "Foreign" should be b/ Under the same heading for the year 1943 the "Total"  
column should be b/; the "Foreign" column should be b/

Page 210 - Table 127 - 1922 Fatalities Rate 67 not 68  
1933 Fatal Accidents Rate 6 not 7  
1935 Fatalities Rate 10 not 11

Page 211 - Table 128 - 1945 Dec Aircraft Wrecked 18 not 16


Page 214 - Table 130 - Aug 1945 - Mil Personnel - Disabling Injury - 322 not 323  
Sep 1946 " " 482 not 473  
Oct 1946 - Civilian Personnel - 144 not 145

Page 218 - Table 133 - 1944 Aug - Number - Pending (End of Period) 1757 not 1575

Page 220 - Table 134 - Dec 1945 - Direct Disposition 293,181 not 293,363  
Total Military Property - Last Col. 1,481,908 not 2,452,018

Page 221 - Table 134 - Non-Military Property - 3rd Col. 2629 not 232,958  
" " " last Col. 2,554 not 48,149  
Contract Inventory - 3rd Col. 11,042 not 371,861

Page 222 - Table 134 - May 1947 - Venereal Disease - 1777 not 1717



1946 STATISTICAL DIGEST CORRECTIONS

Page 14 - Table 8 - 1939 Sept. Continental Officers should be 2581 not 2586

Page 18 - Table 11 - 1945 Oct EP Util & Constr - should be 47,818 not 47,813

Page 27 - Table 19 - 1946 Box Headings should read:

End of Month	Total	Strategic Air Command	Tactical Air Command	Air Defense Command	Air Proving Ground	Air Training Command	Air Materiel Command	Air Transport Command
Air University		Personnel Distribution Command	Other					

Page 36 - Table 27 - 1944 - Mar - FFAF - should be 136,518 not 134,518

Page 38 - Table 29 - 1946 - Dec. European Theater should be 3,238 not 3,237

Page 47 - Table 34 - 1944 - Dec - Total Off - should be 1,309 not 1,390

Page 49 - Table 35 - 1946 - Jun Other Officers should be 711 not 710

1944 - June Enlisted Personnel - Airplane Maintenance should be 15,278 not 15,728

Page 51 - Table 36 - Overall Total for AAF Centers should be 1,199,366 not 1,119,366

Pages 58 & 59 - Table 43 - 1944 (annually) Accession Rate should be 5.92 not 8.98

" " " " 2nd Qtr 9.15 not 9.11

1945 - Feb - Separations - For Military Service - should be 1,002 not 1,022

" Jul " Resignations - should be 20,026 not 20,226

1946 - Jan - " " should be 12,319 not 12,139

1946 - Feb - " " should be 8,360 not 11,130

Page 67 - Table 46 - Total Glider Training - Pilot - Total - 2,041 not 2,020

" " " " " " 1945 - 21 not dash

Page 71 - Table 47 - Pilot Training Total - should be 2,154 not 2,125

" " " " 1944 " " 733 not 704

Page 76 - Table 50 - Single Engine Fatalities Under Advanced - Prior to Oct 1944 - 1 not dash

Page 83 - Table 55 - Enlisted Man - Total - Jun 1945 - 41,448 not 41,483

Page 87 - Table 56 - 1st Qtr. 1945 - Engineering Officer Maintenance - 1951 not 1954

Page 92 - Table 58 - 1945 Sep Flying Training Cadets 8,327 not 12,602

" " Technical Training Cadets 4,278 not dash

Page 93 - Table 59 - Total Transport should be 24,360 not 24,359

Annually 1946 - Total should be 1,417 not 1,416

The Monthly breakdown under 1946

Feb Total should be 121 not 120

Feb Transport - Should be 6 not 5

SECRET



Page 94 - Table 58 - Total Acceptances 1946 US Production should be 1417 not 1415

Page 96 - Table 60 - Acceptances-Douglas-Long Beach, Calif. 1946 Total should be 7 not 6  
Army A-26 should be 2 not 1  
Douglas: Santa Monica, Calif - Total should 3 not 2  
Other should be 1 not blank

Page 100 - 101 - Acceptances for the years 1941 and 1946 should be corrected as follows:

Type and Model	Total	1941	1947	1941 - 4th Qtr
Total	231,750	15,861	650	5,991
Med Bomber - Total	16,072	460	1	172
Other	1,097	26	-	25
Total-Transport	22,973	398	88	115
Other	140	36	2	7

Page 106 - Table 63 - to be corrected as follows:

Factory deliveries:

- 1st Qtr 1942- Med Bomber British Empire 227 not 228
- 1st Qtr 1942- Light Bomber British Empire 499 not 399
- 2nd Qtr 1942- Heavy Bomber Army Air Forces 406 not 396
- 1st Qtr 1943- Transport Other Foreign 33 not 43

Page 108 - Feb 1946 - (total) Army Air Forces 79 not 80

Page 119 - Table 73 - Transport C-53 (1939-1941 Total) should be 136,399 not 136,339

Page 120 - Table 74 - 1946 - Jun - Total should be 34,195 not 34155  
1946 - Jun - Communications should be 2,996 not 2,956

Page 122 - Table 75 - Recon-F-13-Feb 1945-should be 52 not 32  
Total - Jun - 1945 should be 68,400 not 68,396  
Transport - June - 1945 should be 9,475 not 9,473

Page 123, Table 75 - Total-Jul-1945-should be 65,797 not 65,795  
Transport - Jul-1945 should be 9,595 not 9,593  
Total - Aug - 1945 should be 63,717 not 63,715  
Trans - Aug - 1945 " " 9,563 not 9,561  
Total - Sep - 1945 " " 59,643 not 59,641  
Transport - Sep - 1945 should be 9,397 not 9,395  
Total - Oct - 1945 should be 53,144 not 53,110


Page 123 - Table 75 - Transport - Oct 1945 - should be 8,488 not 8,484  
Total - Nov 1945 " " 48,450 not 48,443  
Transport - Nov 1945 " " 8,028 not 8,024  
Total - Dec 1945 " " 44,790 not 44,782

Page 128 - Table 76 - Trainer - Total May 1946 should be 6,383 not 6,441

Page 129 - Table 77 - Airplane Arrivals overseas 1944 - Alaska should show 19 Trainer & Communications instead of blank  
Pacific Area - Heavy Bomber 1942 should be 338 not 388

Page 130 - Table 78 - Transport C-47/C-53 should be 1,196 not 1,193  
Medium Bomber - Total Dec 1943 should be 1955 not 1995

Page 131 - Communications - Total - Sep 1944 should be 1,644 not 1,647



Page 133 - Table 78 - Recon. Total Jun 1946 should be 713 not 716

Page 135 - Table 79 - Airplanes on Hand on European Area - Total Sep 1944 should be 17,027 not 7,027

Page 138 - Table 80 - Total Jan 1945 should be 466 not 462  
 Combat Total " " 310 not 306  
 2nd Line & Misc " " 51 not 47  
 Light Bomber 2nd Line & Misc Jan 1945 should be 4 not blank

Page 140 - Table 81 - Airplanes on Hand in Pacific Area - Jan 1946 Total should be 5,966 not 5,866  
 Combat airplanes Total - Jan 1946 should be 4,387 not 4,287  
 Combat airplanes 1st Line - Jan 1946 should be 3,804 not 3,704  
 Light Bomber - Total Jan 1946 should be 350 not 250  
 Light Bomber - 1st Line Jan 1946 should be 301 not 201

Page 147 - Table 83 - Airplanes on Hand in Alaska - Combat Airplanes - Jan 1946 - 1st Li 115 not 117

Page 150 - Table 85 - Losses of Combat and Non-combat airplanes Overseas - to be correct as follows:

Area & Type	Total	1941 Dec	1942	1943	1944	1945	1946
Total Losses	53,456	411	1,727	<u>6,620</u>	<u>20,351</u>	17,649	6,66
Pacific Area							
Total Losses	12,709	408	955	1,439	<u>3,001</u>	<u>4,661</u>	2,24
China Area							
Total Losses	5,187	-	106	403	1,468	2,791	41

Page 151 - Table 86 - Very Heavy Bomber Airplane Losses Overseas 1946 to be corrected as follows:

All Areas - Total Losses 1946 should be 16 not 6  
 1st Line Losses 1946 " " 17 not 7

Page 154 - Table 88 - Pacific Area Total 1946 should be 578 not 588

Page 188 - Table 112 - Issue of Aviation Gasoline and Fuel in Continental US, By Octane Rating - Totals to be corrected as follows:

Year & Month or Qtr	Total	62 Octane	73 Octane	87 Octane	91 Octane	100 Octane
	6,672					
	2,272,671	9,475	251,240	673,190	1,936,157	3,890,841
		JP-1 c/ 11,868				

Page 192 - Table 113 - The Date in heading of Table 113 should read: Quarterly 1942 to 1945 not 1955

Page 193 - Table 114 - Gasoline Consumption of Airplanes in European Area. In 1946 under Fighter "Other" should be blank not 213

Pages 200-201 - Table 118 - Gasoline Consumption in Alaska Total 1945 should be 6,088 not 5,634

REPRODUCTION

HEADQUARTERS, ARMY AIR FORCES  
WASHINGTON

IN REPLY REFER TO:

TO RECIPIENTS OF THE 1946 DIGEST

In accordance with AAF Letter 5-3 dated 28 April 1947, the Army Air Forces Statistical Digest has been designated as the official AAF statistical yearbook. As such, it should contain a comprehensive coverage of all phases of activity, strength and operations. While this office is endeavoring to achieve that goal through continuous research and study, it is felt that statistics on many topics included in the present issue are incomplete and warrant more detailed exposition.

Since the Digest is designed primarily as a reference manual, the reaction of users to its contents is important in the planning of future editions. Recipients of this volume are requested to submit comments, criticisms, corrections and, with respect to the broad objectives of the Digest and their own general needs, suggestions for increasing or refining the range of material covered. These suggestions should include new material, sources and availability of such material and recommendations for the elimination of material now shown. All comments should be forwarded not later than 31 October 1947 to:

Headquarters, Army Air Forces  
Office of Air Comptroller  
Statistical Control Division (AFBSC-1C)  
Washington 25, D.C.



1946 STATISTICAL DIGEST CORRECTIONS

Page 14 - Table 8 - 1939 Sept. Continental Officers should be 2581 not 2586

Page 18 - Table 11 - 1945 Oct EP Util & Constr - should be 47,916 not 47,813

Page 27 - Table 19 - 1946 Box Headings should read:

End of Month	Total	Strategic Air Command	Tactical Air Command	Air Defense Command	Air Proving Ground	Air Training Command	Air Materiel Command	Air Transport Command
Air University		Personnel Distribution Command		Other				

Page 36 - Table 27 - 1944 - Mar - FAF - should be 136,518 not 134,518

Page 38 - Table 29 - 1946 - Dec. European Theater should be 3,238 not 3,237

Page 47 - Table 34 - 1944 - Dec - Total Off - should be 1,309 not 1,290

Page 49 - Table 35 - 1946 - Jun Other Officers should be 711 not 710

1944 - June Enlisted Personnel - Airplane Maintenance should be 15,278 not 15,728

Page 51 - Table 36 - Overall Total for AAF Centers should be 1,199,366 not 1,119,366

Pages 58 & 59 - Table 43 - 1944 (annually) Accession Rate should be 8.92 not 8.98

" " " " " " " 2nd Qtr 9.15 not 9.11

1945 - Feb - Separations - For Military Service - should be 1,002 not 1,022

" Jul " Resignations - should be 20,026 not 20,216

1946 - Jan - " " should be 12,319 not 12,139

1946 - Feb - " " should be 8,360 not 11,130

Page 67 - Table 46 - Total Glider Training - Pilot - Total - 2,041 not 2,020

" " " " " " 1945 - 21 not dash

Page 71 - Table 47 - Pilot Training Total - should be 2,154 not 2,125

" " " 1944 " 733 not 704

Page 76 - Table 50 - Single Engine Fatalities Under Advanced - Prior to Oct 1944 - 1 not dash

Page 83 - Table 53 - Enlisted Men - Total - Jun 1945 - 41,448 not 41,483

Page 87 - Table 56 - 1st Qtr. 1945 - Engineering Officer Maintenance - 1951 not 1954

Page 92 - Table 58 - 1946 Sep Flying Training Cadets 8,327 not 12,602

" " " Technical Training Cadets 4,273 not dash


Page 93 - Table 59 - Total Transport should be 24,359 not 24,359

Annually 1946 - Total should be 1,417 not 1,416

(The Monthly breakdown under 1945

Feb Total should be 121 not 120

Feb Transport - should be 6 not 5





Page 94 - Table 50 - Total Acceptances 1946 US Production should be 1417 not 1416

Page 96 - Table 60 - Acceptances-Douglas-Long Beach, Calif. 1946 Total should be 7 not 6  
Army A-26 should be 2 not 1  
Douglas: Santa Monica, Calif - Total should 3 not 2  
Other should be 1 not blank

Page 100 - 101 - Acceptances for the years 1941 and 1946 should be corrected as follows:

Type and Model	Total	1941	1947	1941 - 4th Qtr
Total	231,750	15,861	650	5,991
Med Bomber - Total	16,072	460	1	172
Other	1,097	26	-	25
Total-Transport	22,973	398	88	115
Other	140	36	2	7

Page 106 - Table 63 - to be corrected as follows:

Factory deliveries:

1st Qtr 1942- Med Bomber British Empire 227 not 228  
1st Qtr 1942- Light Bomber British Empire 499 not 399  
2nd Qtr 1942- Heavy Bomber Army Air Forces 406 not 396  
1st Qtr 1943- Transport Other Foreign 33 not 43

Page 108 - Feb 1946 - (total) Army Air Forces 79 not 80

Page 119 - Table 73 - Transport C-53 (1939-1941 Total) should be 136,399 not 136,339

Page 120 - Table 74 - 1946 - Jun - Total should be 34,195 not 34155  
1946 - Jun - Communications should be 2,996 not 2,956

Page 122 - Table 75 - Recon-F-13-Feb 1946-should be 52 not 32  
Total - Jun - 1945 should be 68,400 not 68,398  
~~Transport - June 1945 should be 9,475 not 9,473~~

Page 123, Table 75 - Total-Jul-1945-should be 65,797 not 65,795  
Transport - Jul-1945 should be 9,595 not 9,593  
Total - Aug - 1945 should be 63,717 not 63,715  
Trans - Aug - 1945 " " 9,563 not 9,561  
Total - Sep - 1945 " " 59,643 not 59,641  
Transport - Sep - 1945 should be 9,397 not 9,395  
Total - Oct - 1945 should be 53,144 not 53,110


Page 123 - Table 75 - Transport - Oct 1945 - should be 8,488 not 8,484  
Total - Nov 1945 " " 48,450 not 48,443  
Transport - Nov 1945 " " 8,028 not 8,024  
Total - Dec 1945 " " 44,790 not 44,782

Page 128 - Table 76 - Trainer - Total May 1946 should be 6,382 not 6,441

Page 129 - Table 77 - Airplane Arrivals overseas 1944 - Alaska should show 19 Trainer & Communications instead of blank  
Pacific Area - Heavy Bomber 1942 should be 338 not 388

Page 130 - Table 78 - Transport C-47/C-53 should be 1,196 not 1,193  
Medium Bomber - Total Dec 1943 should be 1955 not 1995

Page 131 - Communications - Total - Sep 1944 should be 1,644 not 1,647



Page 133 - Table 78 - Reason. Total Jun 1946 should be 713 not 716

Page 135 - Table 79 - Airplanes on Hand on European Area - Total Sep 1944 should be 17,027 not 7,027

Page 138 - Table 80 - Total Jan 1945 should be 466 not 462  
Combat Total " " 310 not 306  
2nd Line & Misc " " 51 not 47  
Light Bomber 2nd Line & Misc Jan 1945 should be 4 not blank

Page 140 - Table 81 - Airplanes on Hand in Pacific Area - Jan 1946 Total should be 5,966 not 5,866  
Combat airplanes Total - Jan 1946 should be 4,387 not 4,287  
Combat airplanes 1st Line - Jan 1946 should be 3,804 not 3,704  
Light Bomber - Total Jan 1946 should be 350 not 250  
Light Bomber - 1st Line Jan 1946 should be 301 not 201

Page 147 - Table 83 - Airplanes on Hand in Alaska - Combat Airplanes - Jan 1946 - 1st Line 115 not 117

Page 150 - Table 85 - Losses of Combat and Non-combat airplanes Overseas - to be corrected as follows:

Area & Type	Total	1941 Dec	1942	1943	1944	1945	1946
Total Losses	53,456	411	1,727	<u>6,620</u>	<u>20,391</u>	17,649	6,668
Pacific Area							
Total Losses	12,709	408	955	1,439	<u>3,001</u>	<u>4,661</u>	2,241
China Area							
Total Losses	5,187	-	106	403	1,468	2,791	416

Page 151 - Table 88 - Very Heavy Bomber Airplane Losses Overseas 1946 to be corrected as follows:

All Areas - Total Losses 1946 should be 16 not 6  
1st Line Losses 1946 " " 17 not 7

Page 154 - Table 88 - Pacific Area Total 1946 should be 578 not 588

Page 188 - Table 112 - Issue of Aviation Gasoline and Fuel in Continental US, By Octane Rating - Totals to be corrected as follows:


Year & Month or Qtr	Total	62 Octane	73 Octane	87 Octane	91 Octane	100 Octane
	6,672					
	2,272,671	9,475	251,240	573,190	1,936,157	3,899,841

JP-1  
c/  
11,868

Page 192 - Table 113 - The Date in heading of Table 113 should read: Quarterly 1942 to 1945 not 1955

Page 193 - Table 114 - Gasoline Consumption of Airplanes in European Area. In 1946 under Fighter "Other" should be blank not 213

Pages 200-201 - Table 118 - Gasoline Consumption in Alaska Total 1945 should be 6,088 not 5,684



Pages 200-201 - Table 118 - Under "Reconnaissance" OA-10 not OA-13  
Med Bomber should be B-25 not A-25  
Total 1945 October should be 593 not 595

Page 204 - Table 221 - The date in heading of Table 121 should read: Quarterly 3rd  
Quarter 1942 to 1944

Page 204 - Table 122 - Medical Air Evacuation Operations of ATC Under the heading  
"Average Miles per Patient" the totals in the three columns; "Total", "Domestic"  
and "Foreign" should be b/ Under the same heading for the year 1943 the "Total"  
column should be b/; the "Foreign" column should be b/

Page 210 - Table 127 - 1922 Fatalities Rate 67 not 68  
1933 Fatal Accidents Rate 8 not 7  
1935 Fatalities Rate 10 not 11

Page 211 - Table 128 - 1945 Dec Aircraft Wrecked 18 not 16

Page 214 - Table 130 - Aug 1945 - Mil Personnel - Disabling Injury - 322 not 323  
Sep 1946 " " 482 not 473  
Oct 1946 - Civilian Personnel - 144 not 145

Page 218 - Table 133 - 1944 Aug - Number - Pending (end of Period) 1757 not 1575

Page 220 - Table 134 - Dec 1945 - Direct Disposition 293,181 not 293,363  
Total Military Property - Last Col. 1,481,908 not 2,452,018

Page 221 - Table 134 - Non-Military Property - 3rd Col. 2620 not 232,958  
" " " last Col. 2,554 not 48,149  
Contract Inventory - 3rd Col. 11,042 not 371,861

Page 222 - Table 134 - May 1947 - Venereal Disease - 1777 not 1717

RESTRICTED

# RESTRICTED

The following tables replace those shown on p-172 of  
1946 Statistical Digest

**Table 103.— AVERAGE MAN-HOURS EXPENDED PER MAJOR AIRPLANE ENGINE OVERHAUL AT  
AIR MATERIEL COMMAND AIR DEPOTS IN CONTINENTAL US, BY TYPE OF ENGINE:  
QUARTERLY, 3RD QUARTER 1943 TO 1946**

	<u>R 1830</u>		<u>R 2000</u>	
	No. of Engines	Avg. Manhours	No. of Engines	Avg. Manhours
1943				
3rd qtr.	1592	326	a/	a/
4th qtr.	3352	245	a/	a/
1944				
1st qtr.	3589	184	a/	a/
2nd qtr.	5880	163	a/	a/
3rd qtr.	6389	158	767	175
4th qtr.	10008	150	439	411
1945				
1st qtr.	10599	147	681	210
2nd qtr.	10030	141	1250	217
3rd qtr.	4402	136	1249	252
4th qtr.	764	137	1541	250
1946				
1st qtr.	885	164	1035	200
2nd qtr.	100	256	1108	221
3rd qtr.	a/	a/	101	319
4th qtr.	a/	a/	523	332
1947				
1st qtr.	a/	a/	802	279
2nd qtr.	a/	a/	214	336
3rd qtr.	a/	a/	282	322
4th qtr.	a/	a/	350	240

a/ No overhaul during period

Beginning 3rd quarter 1946 reporting began on a 28 day cycle. Quarters include the periods most applicable to the 3 calendar months.

**Table 104.— AVERAGE OPERATING HOURS OF AIRPLANE ENGINES SINCE MANUFACTURE  
OR BETWEEN MAJOR OVERHAUL IN CONTINENTAL US, BY TYPE OF ENGINE:  
QUARTERLY, 1945 TO 1946**

	<u>R 1830</u>		<u>R 2000</u>	
	No. of Engines	Avg. Manhours	No. of Engines	Avg. Manhours
1945				
1st qtr.	4354	582	556	719
2nd qtr.	3411	559	1023	750
3rd qtr.	1742	581	763	759
4th qtr.	307	663	373	777
1946				
1st qtr.	169	664	589	802
2nd qtr.	a/	a/	512	667
3rd qtr.	a/	a/	112	577
4th qtr.	a/	a/	331	663
1947				
1st qtr.	a/	a/	213	639
2nd qtr.	a/	a/	198	647
3rd qtr.	a/	a/	242	667
4th qtr.	a/	a/	439	610

a/ No overhauls or insufficient engines disassembled to provide a reliable avg.

RESTRICTED

RESTRICTED

10. The following pages contain information of a confidential nature.

11. This information is to be controlled under the provisions of the Espionage and Sedition Acts, as amended, and the regulations thereunder.

Page	Page	Page	Page
101	102	103	104
105	106	107	108
109	110	111	112
113	114	115	116
117	118	119	120
121	122	123	124
125	126	127	128
129	130	131	132
133	134	135	136
137	138	139	140
141	142	143	144
145	146	147	148
149	150	151	152
153	154	155	156
157	158	159	160

12. The information contained on these pages is to be controlled under the provisions of the Espionage and Sedition Acts, as amended, and the regulations thereunder.

13. This information is to be controlled under the provisions of the Espionage and Sedition Acts, as amended, and the regulations thereunder.

Page	Page	Page	Page
161	162	163	164
165	166	167	168
169	170	171	172
173	174	175	176
177	178	179	180
181	182	183	184
185	186	187	188
189	190	191	192
193	194	195	196
197	198	199	200

RESTRICTED

14. No overhead or insufficient engine disassembled to provide a reliable avg.



ARMY AIR FORCES  
GEN CARL SPAATZ, COMMANDING GENERAL  
OFFICE OF AIR COMPTROLLER  
MAJ GEN EDWIN W. RAWLINGS, AIR COMPTROLLER



*ARMY AIR FORCES  
STATISTICAL DIGEST*

*1946*

FIRST ANNUAL NUMBER

PREPARED BY

STATISTICAL CONTROL DIVISION  
OFFICE OF AIR COMPTROLLER  
WASHINGTON, JUNE 1947

HEADQUARTERS, ARMY AIR FORCES  
WASHINGTON

28 April 1947

AAF LETTER 5-3

SUBJECT: "Army Air Forces Statistical Digest"

TO: Commanding Generals and Commanding Officers, All AAF Activities

1. The "Army Air Forces Statistical Digest," prepared, published, and distributed by this Headquarters (Statistical Control Division, Office of the Air Comptroller) is hereby designated as the official AAF statistical yearbook for the presentation of summary statistics on all phases of AAF activity, strength, and operations.

2. A limited distribution of this digest will be made as determined by this Headquarters.

BY COMMAND OF GENERAL SPAATZ:




IRA C. EAKER  
Lieutenant General, United States Army  
Deputy Commander, Army Air Forces

OFFICIAL:

H. G. CULTON  
Colonel, Air Corps  
Air Adjutant General

# CONTENTS

Section	Page
INTRODUCTION . . . . .	v
DEFINITIONS. . . . .	vii
1. TACTICAL UNITS . . . . .	1
Numbers and Types of Groups and Separate Squadrons - Continental US and Overseas, Deployment in Overseas Areas.	
2. PERSONNEL AND TRAINING . . . . .	13
Military Personnel in Continental US and Overseas - Type, Grade(Total and Women's Army Corps), Specialty, Arm or Service(Officers only), Function(Continental US only), Negro and Woman's Army Corps; Command and Theater Distributions - Total, Negro, Women's Army Corps; Shipments to and Returns from Overseas; Separations and Enlistments. Civilian Personnel Employed in Continental US - Command Distribution, Graded and Ungraded, Accessions and Separations, Veteran Preference. Flying Training - Number under Instruction, Graduates, Eliminees and Fatalities, by Course; Negro and Foreign Students. Technical Training - Number under Instruction, Graduates, Eliminees and Fatalities, by Course. Aviation Cadets.	
3. AIRCRAFT AND EQUIPMENT . . . . .	93
Airplane Acceptances - All Military, Army and Navy Cognizance; Airframe Weight. Airplane Deliveries - AAF, US Navy, Foreign. Engine and Propeller Deliveries. Airplane Procurement Programs. Unit Cost of Airplanes and Engines. Acceptances of Gliders and Special Purpose Aircraft - Army and Navy Cognizance. Airplanes on Hand in Continental US and Overseas - Types and Models, Area Distributions. Airplane Arrivals Overseas. Airplane Losses in Continental US and Overseas - Types of Airplanes, Area Distributions. Airplane Losses Enroute to Overseas. Aircraft in Storage. Storage Space in Continental US. Engines on Hand in Continental US and Overseas - Models and Series, Area Distributions. Engine Maintenance and Operating Hours between Overhauls. Flying Time of Airplanes in Continental US and Overseas - Type and Model of Airplane, Area Distributions. Issues of Gasoline in Continental US. Gasoline Consumption of Airplanes Overseas - Type and Model of Airplane, Area Distributions. Disposition of Excess Airplanes.	
4. MISCELLANEOUS. . . . .	202
Air Transport Command - Transport and Medical Air Evacuation Operations. Airfields in Continental US and Overseas, Major Installations in Continental US. Housing in Continental US - Total and Reserved or Occupied. Aircraft Accidents in Continental US. Accidents Incidental to Ground Operations in Continental US - Military and Civilian. Expenditures from Direct Appropriations. Value and Number of Contract Terminations. Disposition of Surplus Property. Admissions of Military Personnel to Hospitals and Quarters.	
INDEX. . . . .	223



## INTRODUCTION

Army Air Forces Statistical Digest summarizes the great volume of statistical information collected and published by the various offices in Headquarters, AAF and certain AAF commands. The more important data on the many activities and operations of the AAF are brought together on a uniform basis to serve as an official and basic reference manual for the Army Air Forces, War Department and other interested Government agencies.

The 1946 edition of the Digest is designed to be the first in an annual series, and each issue will be revised to meet current needs and to bring the many series up to date. Previous editions - Army Air Forces Statistical Digest (World War II) and Supplement Number 1 thereto - made available summary statistics on World War II and on selected subjects for 1945, respectively. The present issue includes the majority of the tables carried in the earlier volumes with the exception of the section on World War II combat operations. Historical continuity has been preserved, and each series has been brought forward through 1946.

Continuing research in the sources and validity of the data has, in several instances, effected major changes and extended the data to cover earlier periods. Several revisions, both in content and format, have been made during the preparation of this issue. For example, the many reorganizations and regroupings of commands preclude the continuity in any series on personnel information by command. To overcome the changes in command structure, a new box head has been introduced at the appropriate date. By this device, reorganization changes become more readily apparent. Where a command has merely undergone a change in name as in the case of Air Materiel Command - from Air Technical Service Command - the newest name is utilized generally throughout the series.

In addition, several new tables have been added. The new series cover such topics as Negro flying training, foreign flying students trained by the AAF, Negro and Women's Army Corps personnel by command, accessions and separations of civilian personnel (total and with veteran's preference) and graded and ungraded civilian personnel in the Personnel and Training section; deliveries of aircraft engines by plant and model, airplane procurement programs, unit cost of aircraft engines, acceptances of gliders and special purpose aircraft by model, storage space at Air Materiel Command installations, aircraft engines on hand, aircraft engine operating hours between major overhauls, disposition of airplanes excess to military requirements in the section on Aircraft and Equipment; medical air evacuation operations of the Air Transport Command, value and number of contract terminations by type of contract, disposition of surplus property (excluding aircraft), hospital admissions of military personnel and accidents on the ground in the Miscellaneous section.

Sources of the majority of the data are the many publications and unpublished records of Statistical Control Division. The tabulations which were furnished by other offices in Headquarters, AAF or AAF commands are annotated as to source. Tables containing no source reference are those supplied by Statistical Control Division.

Criticisms and suggestions for future editions of the Digest should be addressed to Headquarters, Army Air Forces, Office of Air Comptroller, Statistical Control Division, The Pentagon, Washington 25, D.C.



## DEFINITIONS

### AAF Center

AAF Tactical Center and Proving Ground Command. Prior to June 1945 these two were separate commands.

### Acceptance, airplane

Receipt of legal title by the resident factory representative of the procuring agency.

### Accident, aircraft

An event, involving one or more military aircraft, that occurs while the aircraft is engaged in any phase of aerial flight including take-off and landing runs, taxiing, or while the aircraft is on the ground and power plant is in operation (except maintenance operation - servicing, repair, etc.) and which results in death or injury to persons or damage to the aircraft.

### Accident, aircraft, major

An accident which results in death or major injury to persons or major damage to the aircraft. Major injury is that which will probably require hospitalization for a period of five or more days or results in unconsciousness, fractures (except simple finger or toe fractures), lacerations of muscles or which cause hemorrhages, internal lesions and burns involving more than five percent of body surface or involving less than five percent if to the second or third degrees. Major damage includes damage to such parts of the aircraft as landing gear, wings, fuselage, stabilizers and power plant to the extent that the part must undergo major repair or be replaced.

### Accident, aircraft, minor

An accident which results in minor injury to persons or minor damage to the aircraft. Minor injury is less severe than major injury as defined above and requires that military personnel be reported on the daily sick report as sick in quarters or hospital, or in the case of civilian personnel, loss of regular working time beyond the work-day on which the accident occurred. Minor damage is such damage as to make the aircraft unsafe for flight but not damage so great as to be classified major damage as defined above.

### Aircraft

Any type of airplane, glider or aerial target.

### Airframe weight

Empty weight of an airplane less the following government furnished equipment: engines, propellers, wheels, brakes, tires and tubes, auxiliary power plant, turbo-superchargers, radio receivers and transmitters, starters, batteries, generators, turrets and power-operated gun mounts.

### Airplane, combat

Any type of bomber, fighter or reconnaissance airplane.

### Airplane, first-line

One suited to perform the mission for which it was originally intended. Generally applied to combat airplanes.

### Airplane, military

One produced for the use of the armed forces or a commercial airplane seating twelve or more passengers.

### Airplane, miscellaneous

One employed for such non-tactical purpose as administrative or training flights.

### Airplane, second-line

One no longer considered operational due to such factors as age or obsolescence. Generally applied to combat airplanes.

### Alaska

Alaskan Air Command. Eleventh Air Force during World War II.

### Caribbean Air Command

Prior to August 1946 Sixth Air Force and Antilles Air Command. Beginning in August, these commands combined to form Caribbean Air Command.

### Caribbean Area

See Caribbean Air Command.

### China Area

India-Burma Theater, Tenth and Fourteenth Air Forces until inactivated overseas, XI Bomber Command (except where Twentieth Air Force is shown separately) during its period of operations in the area; Air Division, Nanking Headquarters Command.

### Cognizance

Responsibility for negotiating for and inspecting aircraft or other materiel.

### Continental Air Forces

First, Second, Third and Fourth Air Forces and Troop Carrier Command. In existence from March 1945 through February 1946.

### Delivery, airplane, engine or propeller

Transfer of possession from the resident representative of the procuring agency to a representative of the Air Transport Command, a public carrier or other transporting agency.

### Engine, installed

An engine mounted in an aircraft or only temporarily removed from minor repair with the intent of return to the aircraft from which removed.

### Engine, spare

An engine not installed in an aircraft. Spare engines are divided into two categories: a) serviceable - those engines ready for installation without undergoing overhaul, repair or modification, and b) reparable - engines which can be made serviceable by overhaul.

### Enlisted personnel

Enlisted personnel and aviation cadets, unless shown separately.

### European Area

European and Mediterranean Theaters.

### European Theater

During World War II, Eighth Air Force, Ninth

## DEFINITIONS - Continued

European Theater -- Continued

Air Force (beginning October 1943), First Tactical Air Force (Provisional), Headquarters, US Strategic Air Forces (USSTAF). US Air Forces in Europe (USAFE) after the War.

Far East Air Forces

Fifth and Thirteenth Air Forces and Seventh Air Force and Air Forces in Middle Pacific beginning July 1945. Included in Pacific Air Command, US Army beginning December 1945.

Mediterranean Theater

During World War II, Twelfth and Fifteenth Air Forces; also Ninth Air Force prior to October 1943. Subsequent to World War II, miscellaneous AAF units assigned to theater.

Non-specialists

Basic soldiers, laborers, duty soldiers and unclassified personnel.

Officer

Commissioned officer, Flight Officer and Warrant Officer, unless shown separately.

Other Arms and Services

Adjutant General, Armored Force, Cavalry Coast Artillery, Field Artillery, General Staff, Infantry, Inspector General, Judge Advocate General, Military Intelligence, and in the case of enlisted personnel, students in Army Service Forces schools.

Other Continental US

Commanding General, AAF, Bolling Field Command unless shown separately, or otherwise noted. In the case of military personnel, personnel enroute to or at departure points and beginning June 1945, personnel enroute to overseas (prior to June 1945, in the overseas theater to which enroute).

Other Flying Training Courses

Emergency Air Rescue Crew, B-32 Combat Crew, Flight Planning, Observation Non-Pilot, courses in War Training Service Schools.

Other Overseas

Africa Middle East Theater, Bermuda, Iceland, Newfoundland, the Azores, Greenland, US Air Forces in South America, Commanding General, AAF (Foreign), Air Transport Command (Foreign), unless shown separately or otherwise noted.

Other Specialists

Primarily photographic, weather and mess personnel.

Other Technical Training Courses

Auto Mechanic, Clerk-Typist, Cook and Baker, Counter Intelligence, Link Trainer Mechanic, Mess Sergeant, Military Police (Aviation), Parachute Rigger and Repairman, Supply Clerk and Teletype Operator and Mechanic.

Pacific Air Command, US Army

Far East Air Forces, Pacific Ocean Areas, US Army Strategic Air Forces (USASTAF). This command established in December 1945.

Pacific Area

Pacific Air Command, US Army; prior to December 1945, includes Far East Air Forces, Pacific Ocean Areas; US Army Strategic Air Forces (USASTAF) after June 1945 and XXI Bomber Command prior to July 1945.

Pacific Ocean Areas

Seventh Air Force prior to July 1945 and Air Forces in Middle Pacific (AIRFORMLDPAC) beginning July 1945. Included in Far East Air Forces beginning July 1945.

Propeller, controllable

A variable pitch propeller as opposed to one with fixed pitch.

Tactical Unit

Any bomber, fighter, reconnaissance, troop carrier, emergency rescue, liaison, geodetic control or tow target unit.

Training, flying, advanced

Training given to pilots subsequent to basic training and consisting of further military, ground and flying instructions, the latter in trainer aircraft more powerful than those previously used.

Training, flying, basic

Training given to pilots subsequent to primary training and consisting of further military and ground instruction and a specified number of hours in trainer aircraft more powerful than those used in primary training.

Training, flying, pre-flight

The initial training given to pilots, bombardiers and navigators to acquaint them with the fundamentals of flight.

Training, flying, primary

Training given to pilots subsequent to pre-flight training and consisting of military instruction, academic instruction in ground school and a specified number of hours of instruction in a single-engine trainer airplane.

Training, flying, transition

Training given to pilots subsequent to advanced training and designed to teach them to fly a specific model of airplane.

Twentieth Air Force

IX and XXI Bomber Commands. The term "Twentieth Air Force" is retained after June 1945 even though a reorganization established the US Army Strategic Air Forces - Eighth and Twentieth Air Forces (formerly, IX and XXI Bomber Commands, respectively). Included in Pacific Air Command beginning December 1945.



# 1. TACTICAL UNITS

Statistics on the number of tactical groups and separate squadrons presented in this section include only those units which were actually activated prior to or on the dates shown; i.e., units for which activation or inactivation orders had not been accomplished by the dates shown. This criterion for the number of units on hand as well as exhaustive research has effected many changes in the figures published previously in the World War II Digest. In addition, the method of presentation differs radically from the latter. In the following pages, the figures immediately preceding the parentheses indicate the number of groups as measured by the activations of group headquarters, while the figures within the parentheses represent the number of squadrons assigned to those groups. Such units as replacement training and parent operational training units which were included in the World War II Digest are now excluded. The number of separate squadrons are presented for the first time.

Since the end of World War II, the composition of groups and squadrons has changed considerably. In numerous instances reduced strength Tables of Organization and Equipment (T/O & E) are in operation, and such units as Heavy and Medium Bombardment and Twin Engine Fighter Groups have been inactivated or converted to another type of airplane. The most usual composition of tactical units, in planes and personnel, as of 31 December 1946 is shown in the following table:

COMPOSITION OF TACTICAL UNITS

Type of Unit	T/O & E	Major Type of Airplane	Number of Airplanes	Number of Crews	Men Per Crew	Personnel		
						Total	Officer	Enlisted
<b>Group</b>								
Very Heavy Bombardment. . . . .	Hq: 1-112R Sq: 1-167R	B-29	30	30	11	849	241	608
Light Bombardment . . . . .	Hq: 1-112R Sq: 1-137R	A-26	48	48	3	517	120	397
Light Bombardment(Night Attack)	Hq: 1-112R Sq: 1-137R	A-26	48	48	4	637	240	397
Composite . . . . .	Hq: 1-112 Sq: 1-127 1-27R	B-25 P-47	16 25	16 25	6 1	649	154	495
Fighter, SE or Jet Propelled. .	Hq: 1-12R Sq: 1-27R	P-47, P-51; P-80	75	75	1	448	112	336
Fighter, All Weather. . . . .	Hq: 1-12 Sq: 1-67	P-61	36	36	3	739	141	598
Troop Carrier . . . . .	Hq: 1-312R Sq: 1-317R	C-47, C-82, C-46	48	48	5	729	249	480
<b>Squadron</b>								
Emergency Rescue. . . . .	1-987	B-29, OA-10, C-47, R-5/6, I-5	a/	a/	a/	a/	a/	a/
Geodetic Control. . . . .	1-1097I	F-9, C-47	8	8	9.4	694	155	539
Helicopter. . . . .	1-1087	R-5/6	16	16	1	89	11	78
Liaison . . . . .	1-977	L-5	32	32	1	89	11	78
Night Fighter . . . . .	1-67	P-61	12	12	3	218	38	180
Photo(Special). . . . .	Tentative	F-2	50	50	3	461	79	382
<b>Reconnaissance</b>								
Long Range, Photo . . . . .	1-297	F-9	12	12	7	335	66	269
Night Photo . . . . .	1-299	FA-26	18	18	3	330	74	256
Photo . . . . .	1-757	F-15	12	12	2	277	52	225
Photo(Jet Propelled). . . . .	1-299	FP-80	18	18	1	241	37	204
Tactical. . . . .	1-267	F-6	18	18	1	221	32	189
Very Long Range, Photo. . . .	1-298	F-13	12	12	11	504	86	418
Very Long Range, Weather. . .	1-298	B-29	12	12	12	427	91	336
Tow Target. . . . .	1-1077	A-26	20	20	3	187	25	162

a/ Number of airplanes and crews and total personnel vary according to area in which deployed. Number of men per crew is the same as for corresponding types shown in table. An OA-10 crew consists of seven men.

In the above table the organization of reconnaissance squadrons rather than that of reconnaissance groups is shown because the group can be composed of more than one type of squadron. The usual make-up of a group comprises a group headquarters, consisting of 22 officers and 60 enlisted men, and three squadrons.

Troop Carrier groups include Combat Cargo groups during the war period. The latter, deployed in the Pacific and amounting to a maximum of four, were combined with Troop Carrier because of relative similarity of mission and composition. Air Commando groups are included in Composite groups.

Continental US includes units enroute to overseas. Units enroute to US from overseas are included in the overseas area from which they were enroute. Caribbean Area, as used in this section, includes Sixth Air Force, Antilles Air Command and Atlantic Bases (Iceland, Greenland, Azores, etc.).



CONTINENTAL US AND OVERSEAS, BY TYPE: NOV 1941 TO DEC 1946

end of month)

1943 (Continued)		1944				1945				Line No.
Sep	Dec	Mar	Jun	Sep	Dec	Jan	Feb	Mar	Apr	
204(739)	210(744)	222(792)	234(841)	239(856)	242(863)	243(863)	243(863)	243(861)	243(861)	1
4 (16)	-	10 (40)	21 (67)	24 (76)	24 (71)	24 (71)	24 (71)	25 (74)	25 (74)	2
66(263)	72(287)	74(295)	73(291)	73(291)	73(291)	73(291)	73(291)	72(287)	72(287)	3
22 (88)	22 (88)	22 (85)	21 (84)	21 (84)	21 (84)	21 (84)	20 (80)	20 (80)	20 (80)	4
6 (24)	7 (28)	7 (28)	7 (28)	7 (28)	7 (28)	7 (28)	8 (32)	8 (32)	8 (32)	5
67(205)	68(206)	67(202)	67(203)	66(202)	71(217)	71(217)	71(217)	71(216)	71(216)	6
18 (54)	16 (41)	16 (41)	13 (37)	16 (43)	13 (38)	13 (38)	13 (38)	13 (38)	13 (38)	7
22 (86)	24 (92)	24 (94)	28(112)	28(112)	28(112)	29(112)	29(112)	29(112)	29(112)	8
1 (3)	1 (2)	2 (7)	4 (19)	4 (20)	5 (22)	5 (22)	5 (22)	5 (22)	5 (22)	9
										10
	56	83	92	87	91	100	103	104	104	11
	-	-	-	-	-	1	1	1	1	12
	1	6	7	8	8	8	8	8	8	13
	3	1	1	1	1	1	1	1	1	14
	1	1	1	-	-	-	-	-	-	15
	3	11	13	8	8	8	8	8	8	16
	9	11	14	16	16	16	16	16	16	17
	15	22	21	23	26	31	31	31	31	18
	7	10	8	6	7	8	8	8	8	19
	1	1	1	1	1	1	-	-	-	20
	14	14	19	16	16	17	17	18	18	21
	-	2	3	4	4	4	7	7	8	22
	2	4	4	4	4	5	6	6	6	23
										24
89(324)	74(262)	46(159)	31(101)	33(109)	28 (86)	26 (81)	24 (75)	19 (58)	19 (60)	25
4 (16)	-	10 (40)	17 (51)	20 (60)	14 (42)	12 (36)	10 (30)	9 (27)	9 (27)	26
30(120)	28(112)	11 (44)	-	-	1 (4)	1 (4)	1 (4)	-	2 (8)	27
5 (19)	4 (16)	3 (9)	1 (4)	1 (4)	1 (4)	2 (8)	1 (4)	1 (4)	1 (4)	28
4 (16)	4 (16)	2 (8)	-	-	-	-	1 (4)	1 (4)	1 (4)	29
26 (79)	21 (61)	12 (32)	3 (7)	3 (9)	8 (24)	7 (21)	7 (21)	6 (18)	4 (12)	30
11 (37)	8 (23)	6 (18)	4 (11)	4 (12)	2 (6)	2 (6)	2 (6)	1 (3)	1 (3)	31
9 (36)	9 (34)	2 (8)	4 (16)	3 (12)	1 (4)	1 (4)	1 (4)	-	-	32
(1)	-	-	2 (12)	2 (12)	1 (2)	1 (2)	1 (2)	1 (2)	1 (2)	33
										34
	31	35	34	25	20	19	16	15	15	11
	-	-	-	-	-	1	1	1	1	1
	1	-	-	-	-	-	-	-	-	35
	2	-	-	-	-	-	-	-	-	36
	1	1	1	-	-	-	-	-	-	37
	-	-	-	-	-	-	-	-	-	38
	4	4	5	6	2	-	-	-	-	39
	11	14	8	9	11	11	10	10	10	40
	-	3	3	1	1	1	-	-	-	41
	-	-	-	-	-	1	-	-	-	42
	11	10	14	5	5	3	2	2	2	43
	-	2	2	3	1	1	1	1	1	44
	1	1	1	1	-	1	1	1	1	45
										46
										47
117(415)	136(482)	176(633)	203(740)	206(747)	214(777)	217(782)	219(788)	224(803)	224(801)	48
-	-	-	4 (16)	4 (16)	10 (29)	12 (35)	14 (41)	16 (47)	16 (47)	49
36(143)	44(175)	63(251)	73(291)	73(291)	72(287)	72(287)	72(287)	72(287)	70(279)	50
17 (69)	18 (72)	19 (76)	20 (80)	20 (80)	20 (80)	19 (76)	19 (76)	19 (76)	19 (76)	51
2 (8)	3 (12)	5 (20)	7 (28)	7 (28)	7 (28)	7 (28)	7 (28)	7 (28)	7 (28)	52
41(126)	47(145)	55(170)	64(196)	63(193)	63(193)	64(196)	64(196)	65(198)	67(204)	53
7 (17)	8 (18)	10 (23)	9 (26)	12 (31)	11 (32)	11 (32)	11 (32)	12 (35)	12 (35)	54
13 (50)	15 (58)	22 (86)	24 (96)	25(100)	27(108)	28(108)	28(108)	29(112)	29(112)	55
1 (2)	1 (2)	2 (7)	2 (7)	2 (8)	4 (20)	4 (20)	4 (20)	4 (20)	4 (20)	56
										57
	25	48	58	62	71	81	87	89	90	93
	-	6	7	8	8	8	8	8	8	8
	1	1	1	1	1	1	1	1	1	59
	-	-	-	-	-	-	-	-	-	60
	3	11	13	8	8	8	8	8	8	61
	5	7	9	10	14	16	16	16	16	62
	4	8	13	14	15	20	21	21	21	63
	7	7	5	5	6	7	7	8	8	64
	1	1	1	1	1	-	-	-	-	65
	3	4	5	11	11	14	15	16	16	66
	-	-	1	1	3	3	6	7	7	67
	1	3	3	3	4	4	5	5	6	68

Table 1.-- TACTICAL GROUPS AND SEPARATE SQUADRONS IN CONTINENTAL

Line No.	Type of Unit	1945 (Continued)							
		May	Jun	Jul	Aug	Sep	Oct	Nov	Dec
1	<b>Total Army Air Forces</b>								
2	<b>Group - Total . . . . .</b>	243(861)	243(857)	234(815)	218(750)	201(677)	178(598)	128(428)	109(352)
3	Very Heavy Bomb. . . . .	28 (86)	29 (88)	30 (90)	40(130)	40(130)	32(101)	30(101)	28 (93)
4	Heavy Bomb . . . . .	69(275)	68(271)	62(246)	38(150)	27(107)	26(103)	20 (74)	17 (61)
5	Medium Bomb. . . . .	20 (80)	17 (68)	17 (68)	17 (68)	15 (60)	15 (60)	11 (43)	5 (17)
6	Light Bomb . . . . .	8 (32)	10 (40)	10 (40)	9 (36)	9 (36)	7 (28)	3 (12)	4 (14)
7	Fighter. . . . .	71(216)	71(215)	71(213)	70(212)	67(203)	58(175)	35(107)	29 (86)
8	Reconnaissance . . . . .	13 (38)	13 (38)	13 (39)	13 (36)	11 (30)	10 (27)	7 (13)	6 (12)
9	Troop Carrier. . . . .	29(112)	29(112)	25 (94)	25 (93)	26 (89)	25 (85)	19 (68)	17 (59)
10	Composite. . . . .	5 (22)	6 (25)	6 (25)	6 (25)	6 (22)	5 (19)	3 (10)	3 (10)
11	<b>Separate Squadron-Total</b>	107	105	109	117	123	121	119	96
12	Very Heavy Bomb. . . . .	1	-	-	-	-	-	-	-
13	Heavy Bomb . . . . .	8	8	9	9	9	8	8	6
14	Medium Bomb. . . . .	1	1	1	1	1	1	1	-
15	Fighter. . . . .	8	7	7	8	8	10	7	7
16	Night Fighter. . . . .	16	16	16	16	15	14	13	12
17	Reconnaissance . . . . .	30	30	32	36	39	39	40	29
18	Troop Carrier. . . . .	8	8	10	11	12	12	17	13
19	Liaison. . . . .	18	18	18	18	21	20	17	14
20	Emergency Rescue . . . . .	9	9	8	8	8	8	8	7
21	Geodetic Control . . . . .	1	1	1	1	1	1	1	1
22	Tow Target . . . . .	7	7	7	9	9	8	7	7
23	<b>Continental US</b>								
24	<b>Group - Total . . . . .</b>	33(117)	49(180)	70(262)	63(227)	59(201)	58(187)	30(100)	28 (95)
25	Very Heavy Bomb. . . . .	10 (33)	11 (34)	10 (30)	19 (67)	19 (67)	17 (56)	16 (59)	15 (57)
26	Heavy Bomb . . . . .	15 (59)	30(120)	37(147)	12 (48)	4 (17)	4 (17)	1 (3)	-
27	Medium Bomb. . . . .	1 (4)	-	3 (12)	3 (12)	1 (4)	1 (4)	-	-
28	Light Bomb . . . . .	-	1 (4)	6 (24)	6 (24)	6 (24)	4 (16)	1 (4)	1 (4)
29	Fighter. . . . .	4 (12)	4 (12)	4 (10)	10 (30)	15 (45)	19 (55)	4 (12)	4 (10)
30	Reconnaissance . . . . .	1 (3)	1 (3)	1 (4)	3 (8)	3 (10)	3 (10)	2 (4)	2 (4)
31	Troop Carrier. . . . .	1 (4)	1 (4)	8 (32)	9 (35)	10 (31)	9 (27)	4 (14)	4 (16)
32	Composite. . . . .	1 (2)	1 (3)	1 (3)	1 (3)	1 (3)	1 (2)	2 (4)	2 (4)
33	<b>Separate Squadron-Total</b>	13	14	18	23	28	30	29	22
34	Very Heavy Bomb. . . . .	1	-	-	-	-	-	-	-
35	Heavy Bomb . . . . .	-	-	1	-	-	-	-	-
36	Fighter. . . . .	-	-	-	1	1	3	-	-
37	Night Fighter. . . . .	-	-	-	1	2	2	2	2
38	Reconnaissance . . . . .	7	7	9	12	15	15	17	12
39	Troop Carrier. . . . .	-	-	-	-	-	-	2	-
40	Liaison. . . . .	2	2	4	5	6	6	4	4
41	Emergency Rescue . . . . .	1	3	2	2	2	2	2	2
42	Geodetic Control . . . . .	1	1	1	1	1	1	1	1
43	Tow Target . . . . .	1	1	1	1	1	1	1	1
44	<b>Overseas</b>								
45	<b>Group - Total . . . . .</b>	210(744)	194(677)	164(553)	155(523)	142(476)	120(411)	98(328)	81(257)
46	Very Heavy Bomb. . . . .	18 (53)	18 (54)	20 (60)	21 (63)	21 (63)	15 (45)	14 (42)	13 (36)
47	Heavy Bomb . . . . .	54(216)	38(151)	25 (99)	26(102)	23 (90)	22 (86)	19 (71)	17 (61)
48	Medium Bomb. . . . .	19 (76)	17 (68)	14 (56)	14 (56)	14 (56)	14 (56)	11 (43)	5 (17)
49	Light Bomb . . . . .	8 (32)	9 (36)	4 (16)	3 (12)	3 (12)	3 (12)	2 (8)	3 (10)
50	Fighter. . . . .	67(204)	67(203)	67(203)	60(182)	52(158)	39(120)	31 (95)	25 (76)
51	Reconnaissance . . . . .	12 (35)	12 (35)	12 (35)	10 (28)	8 (20)	7 (17)	5 (9)	4 (8)
52	Troop Carrier. . . . .	28(108)	28(108)	17 (62)	16 (58)	16 (58)	16 (58)	15 (54)	13 (43)
53	Composite. . . . .	4 (20)	5 (22)	5 (22)	5 (22)	5 (19)	4 (17)	1 (6)	1 (6)
54	<b>Separate Squadron-Total</b>	94	91	91	94	75	91	90	74
55	Heavy Bomb . . . . .	8	8	8	9	9	8	8	6
56	Medium Bomb. . . . .	1	1	1	1	1	1	1	-
57	Fighter. . . . .	8	7	7	7	7	7	7	7
58	Night Fighter. . . . .	16	16	16	15	13	12	11	10
59	Reconnaissance . . . . .	23	23	23	24	24	24	23	17
60	Troop Carrier. . . . .	8	8	10	11	12	12	15	13
61	Liaison. . . . .	16	16	14	13	15	14	13	10
62	Emergency Rescue . . . . .	8	6	6	6	6	6	6	5
63	Tow Target . . . . .	6	6	6	8	8	7	6	6

## US AND OVERSEAS, BY TYPE: NOV 1941 TO DEC 1946 -- Continued

1946												Line No.	
Jan	Feb	Mar	Apr	May	Jun	Jul	Aug	Sep	Oct	Nov	Dec		
89(288)	81(259)	71(212)	65(188)	60(175)	54(156)	52(148)	52(145)	52(146)	53(153)	54(155)	52(149)	1	
25 (86)	24 (83)	21 (66)	21 (63)	19 (58)	15 (46)	15 (47)	15 (45)	15 (45)	15 (45)	15 (45)	15 (45)	2	
11 (42)	7 (26)	7 (24)	3 (8)	3 (8)	2 (6)	2 (6)	2 (6)	2 (6)	2 (6)	2 (6)	2 (6)	3	
2 (7)	2 (7)	2 (7)	2 (6)	1 (3)	-	-	-	-	-	-	-	4	
4 (14)	4 (14)	2 (7)	2 (6)	2 (6)	3 (9)	3 (9)	3 (9)	3 (9)	3 (9)	3 (9)	3 (9)	5	
24 (73)	24 (73)	22 (63)	22 (63)	21 (60)	21 (60)	21 (60)	21 (59)	21 (60)	21 (63)	22 (65)	22 (65)	6	
5 (11)	4 (5)	3 (4)	2 (2)	2 (2)	2 (2)	2 (2)	2 (3)	2 (3)	3 (5)	3 (5)	3 (5)	7	
15 (45)	13 (41)	12 (37)	11 (36)	10 (32)	9 (27)	8 (22)	8 (21)	8 (21)	8 (23)	8 (23)	8 (23)	8	
3 (10)	3 (10)	2 (4)	2 (4)	2 (6)	2 (6)	1 (2)	1 (2)	1 (2)	1 (2)	1 (2)	1 (2)	9	
	90	81	74	68	66	65	65	65	65	55	49	10	
	-	-	-	-	-	-	-	-	-	-	-	11	
	5	5	6	6	5	5	5	5	5	5	1	12	
	-	-	-	-	-	-	-	-	-	-	-	13	
	10	6	6	6	6	6	7	7	7	1	1	14	
	11	9	9	9	10	10	10	10	10	8	8	15	
	28	26	22	23	21	19	19	18	18	16	16	16	17
	11	12	8	7	5	6	5	5	5	4	4	4	18
	10	10	10	10	8	8	8	8	8	8	8	8	19
	7	7	7	8	8	7	7	7	7	7	8	8	20
	1	1	1	1	1	1	1	1	1	1	1	1	21
	7	5	4	4	4	4	4	4	3	3	2	2	22
													23
25 (87)	29 (98)	21 (64)	21 (61)	22 (65)	21 (60)	19 (52)	20 (53)	19 (56)	20 (58)	20 (58)	19 (54)	24	
13 (50)	12 (47)	9 (30)	9 (27)	9 (28)	9 (28)	9 (29)	9 (27)	9 (27)	9 (27)	9 (27)	8 (24)	25	
	-	-	-	-	-	-	-	-	-	-	-	-	26
	-	-	-	-	-	-	-	-	-	-	-	-	27
1 (4)	3 (10)	1 (3)	1 (3)	1 (3)	1 (3)	1 (3)	1 (3)	1 (3)	1 (3)	1 (3)	1 (3)	28	
3 (9)	5 (15)	3 (6)	3 (6)	4 (9)	4 (9)	4 (9)	5 (12)	5 (15)	5 (15)	5 (15)	5 (14)	29	
2 (4)	2 (3)	1 (2)	1 (2)	1 (2)	1 (2)	1 (2)	1 (3)	1 (3)	2 (5)	2 (5)	2 (5)	30	
4 (16)	5 (19)	5 (19)	5 (19)	5 (17)	4 (12)	3 (7)	3 (6)	2 (6)	2 (6)	2 (6)	2 (6)	31	
2 (4)	2 (4)	2 (4)	2 (4)	2 (6)	2 (6)	1 (2)	1 (2)	1 (2)	1 (2)	1 (2)	1 (2)	32	
	21	28	19	20	17	17	16	14	13	11	11	33	
	-	-	-	-	-	-	-	-	-	-	-	34	
	-	-	-	-	-	-	-	-	-	-	-	35	
	2	3	3	3	3	3	3	3	3	3	3	36	
	11	10	7	8	7	7	7	5	5	3	3	37	
	-	4	2	2	-	1	-	-	-	-	-	38	
	4	6	3	3	3	3	3	3	2	2	2	39	
	2	2	2	2	2	1	1	1	1	1	1	40	
	1	1	1	1	1	1	1	1	1	1	1	41	
	1	1	1	1	1	1	1	1	1	1	1	42	
	1	2	1	1	1	1	1	1	1	1	1	43	
												44	
64(201)	52(161)	50(148)	44(127)	38(110)	33 (96)	33 (96)	32 (92)	33 (90)	33 (95)	34 (97)	33 (95)	45	
12 (36)	12 (36)	12 (36)	12 (36)	10 (30)	6 (18)	6 (18)	6 (18)	6 (18)	6 (18)	6 (18)	7 (21)	46	
11 (42)	7 (26)	7 (24)	3 (8)	3 (8)	2 (6)	2 (6)	2 (6)	2 (6)	2 (6)	2 (6)	-	47	
2 (7)	2 (7)	2 (7)	2 (6)	1 (3)	-	-	-	-	-	-	-	48	
3 (10)	1 (4)	1 (4)	1 (3)	1 (3)	2 (6)	2 (6)	2 (6)	2 (6)	2 (6)	2 (6)	2 (6)	49	
21 (64)	19 (58)	19 (57)	19 (57)	17 (51)	17 (51)	17 (51)	16 (47)	16 (45)	16 (48)	17 (50)	17 (51)	50	
3 (7)	2 (2)	2 (2)	1 (0)	1 (0)	1 (0)	1 (0)	1 (0)	1 (0)	1 (0)	1 (0)	1 (0)	51	
11 (29)	8 (22)	7 (18)	6 (17)	5 (15)	5 (15)	5 (15)	5 (15)	6 (15)	6 (17)	6 (17)	6 (17)	52	
1 (6)	1 (6)	-	-	-	-	-	-	-	-	-	-	53	
	69	53	53	54	51	49	49	51	52	44	39	54	
	5	5	5	6	6	5	5	5	5	5	1	55	
	-	-	-	-	-	-	-	-	-	-	-	56	
	10	6	6	6	6	6	6	7	7	1	1	57	
	9	6	6	6	6	7	7	7	7	5	5	58	
	17	16	15	15	14	12	12	13	13	13	13	59	
	11	8	6	5	5	5	5	5	5	4	4	60	
	6	4	7	7	5	5	5	5	6	6	6	61	
	5	5	5	6	6	6	6	6	6	7	7	62	
	6	3	3	3	3	3	3	3	2	2	1	63	

Table 2.-- TACTICAL GROUPS AND SEPARATE SQUADRONS IN EUROPEAN AREA, BY TYPE: JUN 1942 TO DEC 1946

(Figures are as of end of month.)

Type of Unit	1942			1943				1944
	Jun	Sep	Dec	Mar	Jun	Sep	Dec	Mar
<b>Group - Total</b>	3(10)	23(81)	40(142)	43(153)	66(242)	75(265)	93(330)	130(469)
Heavy Bomb. . . . .	1 (4)	10(39)	11 (43)	11 (44)	24 (96)	27(107)	35(139)	53(211)
Medium Bomb. . . . .	-	1 (4)	6 (24)	7 (28)	11 (44)	11 (44)	11 (44)	14 (56)
Light Bomb. . . . .	-	-	2 (7)	2 (7)	2 (7)	1 (4)	1 (4)	2 (8)
Fighter . . . . .	2 (6)	7(21)	13 (38)	15 (45)	17 (52)	23 (69)	31 (93)	39(117)
Reconnaissance. . . . .	-	2 (5)	3 (11)	3 (11)	4 (13)	5 (11)	5 (12)	6 (15)
Troop Carrier . . . . .	-	3(12)	5 (19)	5 (18)	8 (30)	8 (30)	10 (38)	16 (62)
<b>Separate Squadron - Total</b>	1	2	2	4	7	8	10	16
Heavy Bomb. . . . .	-	-	-	-	-	-	2	2
Light Bomb. . . . .	1	1	1	1	1	-	-	-
Fighter . . . . .	-	-	-	-	1	1	1	2
Night Fighter . . . . .	-	-	-	2	4	4	4	5
Reconnaissance. . . . .	-	1	1	1	1	1	1	3
Troop Carrier . . . . .	-	-	-	-	-	-	-	-
Liaison . . . . .	-	-	-	-	-	2	2	3
Emergency Rescue. . . . .	-	-	-	-	-	-	-	1
Tow Target. . . . .	-	-	-	-	-	-	-	-

Type of Unit	1944 (Continued)			1945				
	Jun	Sep	Dec	Jan	Feb	Mar	Apr	May
<b>Group - Total</b>	148(544)	149(543)	148(539)	147(535)	147(535)	149(541)	147(533)	125(446)
Heavy Bomb. . . . .	62(247)	62(247)	61(243)	61(243)	61(243)	61(243)	59(235)	42(168)
Medium Bomb. . . . .	14 (56)	14 (56)	14 (56)	13 (52)	13 (52)	13 (52)	13 (52)	13 (52)
Light Bomb. . . . .	4 (16)	4 (16)	4 (16)	4 (16)	4 (16)	4 (16)	4 (16)	4 (16)
Fighter . . . . .	46(139)	45(136)	45(136)	45(136)	45(136)	45(135)	45(135)	45(135)
Reconnaissance. . . . .	5 (18)	7 (20)	7 (20)	7 (20)	7 (20)	8 (23)	8 (23)	8 (23)
Troop Carrier . . . . .	17 (68)	17 (68)	17 (68)	17 (68)	17 (68)	18 (72)	18 (72)	13 (52)
<b>Separate Squadron - Total</b>	23	27	28	30	31	31	31	31
Heavy Bomb. . . . .	3	3	3	3	3	3	3	3
Light Bomb. . . . .	-	-	-	-	-	-	-	-
Fighter . . . . .	1	-	-	-	-	-	-	-
Night Fighter . . . . .	6	6	6	6	6	6	6	6
Reconnaissance. . . . .	5	9	8	9	9	9	9	9
Troop Carrier . . . . .	-	-	-	-	-	-	-	-
Liaison . . . . .	7	7	9	9	10	10	10	10
Emergency Rescue. . . . .	1	1	1	2	2	2	2	2
Tow Target. . . . .	-	1	1	1	1	1	1	1



Table 3.-- TACTICAL GROUPS AND SEPARATE SQUADRONS IN CARIBBEAN AREA, BY TYPE: NOV 1941 TO DEC 1946

(Figures are as of end of month and include Atlantic Bases.)

Type of Unit	1941		1942				1943				1944
	Nov	Dec	Mar	Jun	Sep	Dec	Mar	Jun	Sep	Dec	Mar
<b>Group - Total</b>	8(28)	8(28)	9(33)	9(33)	10(34)	9(30)	9(30)	7(23)	7(22)	2(6)	-
Heavy Bomb. . . . .	4(16)	4(16)	4(17)	3(13)	3(12)	2 (8)	2 (8)	1 (4)	1 (4)	-	-
Medium Bomb . . . . .	-	-	-	1 (4)	1 (4)	1 (4)	1 (4)	1 (4)	1 (4)	1 (4)	-
Fighter . . . . .	4(12)	4(12)	4(12)	4(12)	5(14)	5(14)	5(14)	4(11)	4(10)	1 (2)	-
Reconnaissance. . . . .	-	-	1 (4)	1 (4)	1 (4)	1 (4)	1 (4)	1 (4)	1 (4)	-	-
Troop Carrier . . . . .	-	-	-	-	-	-	-	-	-	-	-
<b>Separate Squadron - Total</b>	5	5	3	3	3	3	3	3	4	20	20
Heavy Bomb. . . . .	-	-	-	-	-	-	-	-	-	4	4
Medium Bomb . . . . .	-	-	-	-	-	-	-	-	1	1	1
Light Bomb. . . . .	1	1	1	1	1	1	1	-	-	-	-
Fighter . . . . .	1	1	1	1	-	-	-	-	1	9	10
Reconnaissance. . . . .	2	2	-	-	-	-	-	-	-	3	2
Troop Carrier . . . . .	1	1	1	1	1	1	1	1	1	1	1
Composite . . . . .	-	-	-	-	1	1	1	1	1	1	1
Liaison . . . . .	-	-	-	-	-	-	-	-	-	-	-
Emergency Rescue. . . . .	-	-	-	-	-	-	-	-	-	-	-
Tow Target. . . . .	-	-	-	-	-	-	-	-	-	1	1

Type of Unit	1944 (Contd)			1945											
	Jun	Sep	Dec	Jan	Feb	Mar	Apr	May	Jun	Jul	Aug	Sep	Oct	Nov	Dec
<b>Group - Total</b>	-	-	-	-	-	-	-	5(20)	7(28)	1(4)	1(4)	-	-	-	-
Heavy Bomb. . . . .	-	-	-	-	-	-	-	1 (4)	3(12)	1(4)	1(4)	-	-	-	-
Medium Bomb . . . . .	-	-	-	-	-	-	-	-	-	-	-	-	-	-	-
Fighter . . . . .	-	-	-	-	-	-	-	-	-	-	-	-	-	-	-
Reconnaissance. . . . .	-	-	-	-	-	-	-	4(16)	4(16)	-	-	-	-	-	-
Troop Carrier . . . . .	-	-	-	-	-	-	-	-	-	-	-	-	-	-	-
<b>Separate Squadron - Total</b>	15	15	14	14	14	14	14	14	13	13	13	13	13	13	13
Heavy Bomb. . . . .	4	4	4	4	4	4	4	4	4	4	4	4	4	4	4
Medium Bomb . . . . .	-	-	-	-	-	-	-	-	-	-	-	-	-	-	-
Light Bomb. . . . .	-	-	-	-	-	-	-	-	-	-	-	-	-	-	-
Fighter . . . . .	7	7	7	7	7	7	7	7	6	6	6	6	6	6	6
Reconnaissance. . . . .	1	1	1	1	1	1	1	1	1	1	1	1	1	1	1
Troop Carrier . . . . .	1	1	1	1	1	1	1	1	1	1	1	1	1	1	1
Composite . . . . .	1	1	-	-	-	-	-	-	-	-	-	-	-	-	-
Liaison . . . . .	-	-	-	-	-	-	-	-	-	-	-	-	-	-	-
Emergency Rescue. . . . .	-	-	-	-	-	-	-	-	-	-	-	-	-	-	-
Tow Target. . . . .	1	1	1	1	1	1	1	1	1	1	1	1	1	1	1

Type of Unit	1946											
	Jan	Feb	Mar	Apr	May	Jun	Jul	Aug	Sep	Oct	Nov	Dec
<b>Group - Total</b>	-	-	-	-	-	-	-	-	2(0)	2(4)	2(4)	2(4)
Heavy Bomb. . . . .	-	-	-	-	-	-	-	-	-	-	-	-
Medium Bomb . . . . .	-	-	-	-	-	-	-	-	-	-	-	-
Fighter . . . . .	-	-	-	-	-	-	-	-	1(0)	1(3)	1(3)	1(3)
Reconnaissance. . . . .	-	-	-	-	-	-	-	-	-	-	-	-
Troop Carrier . . . . .	-	-	-	-	-	-	-	-	1(0)	1(1)	1(1)	1(1)
<b>Separate Squadron - Total</b>	13	14	14	14	14	14	14	14	15	8	5	5
Heavy Bomb. . . . .	4	4	4	4	4	4	4	4	4	4	-	-
Medium Bomb . . . . .	-	-	-	-	-	-	-	-	-	-	-	-
Light Bomb. . . . .	-	-	-	-	-	-	-	-	-	-	-	-
Fighter . . . . .	6	6	6	6	6	6	6	6	6	6	-	-
Reconnaissance. . . . .	1	2	2	2	2	2	2	2	2	2	2	2
Troop Carrier . . . . .	1	1	1	1	1	1	1	1	1	1	1	1
Composite . . . . .	-	-	-	-	-	-	-	-	-	-	-	-
Liaison . . . . .	-	-	-	-	-	-	-	-	1	1	1	1
Emergency Rescue. . . . .	-	-	-	-	-	-	-	-	-	-	1	1
Tow Target. . . . .	1	1	1	1	1	1	1	1	1	-	-	-



Table 4.-- TACTICAL GROUPS AND SEPARATE SQUADRONS IN PACIFIC AREA, BY TYPE: NOV 1941 TO DEC 1946

(Figures are as of end of month.)

Type of Unit	1941		1942				1943				1944
	Nov	Dec	Mar	Jun	Sep	Dec	Mar	Jun	Sep	Dec	Mar
<b>Group - Total</b> . . . . .	7(25)	8(28)	14(49)	13(46)	13(48)	17(60)	19(66)	26(80)	26(94)	32(114)	33(120)
Very Heavy Bomb . . . . .	-	-	-	-	-	-	-	-	-	-	-
Heavy Bomb . . . . .	3(12)	4(15)	4(16)	4(16)	5(20)	5(20)	5(20)	6(24)	6(24)	7(28)	8(32)
Medium Bomb . . . . .	-	-	2(8)	2(8)	2(8)	2(8)	3(10)	4(16)	4(16)	5(20)	4(16)
Light Bomb . . . . .	1(3)	1(3)	2(7)	1(4)	1(4)	1(4)	1(4)	1(4)	1(4)	2(8)	3(12)
Fighter . . . . .	3(10)	3(10)	6(18)	6(18)	5(16)	7(23)	7(23)	8(25)	9(29)	10(32)	10(32)
Reconnaissance . . . . .	-	-	-	-	-	1(1)	1(1)	4(1)	1(1)	3(6)	3(8)
Troop Carrier . . . . .	-	-	-	-	-	1(4)	2(8)	3(10)	5(20)	5(20)	5(20)
Composite . . . . .	-	-	-	-	-	-	-	-	-	-	-
<b>Separate Squadron - Total</b>	5	5	8	9	8	4	6	6	6	9	14
Heavy Bomb . . . . .	-	-	-	-	-	-	-	-	-	-	1
Medium Bomb . . . . .	-	-	-	-	-	-	-	-	-	-	-
Light Bomb . . . . .	1	1	1	1	1	-	-	-	-	-	-
Fighter . . . . .	2	2	5	3	2	1	1	1	1	1	1
Night Fighter . . . . .	-	-	-	-	-	-	1	1	1	3	4
Reconnaissance . . . . .	1	1	1	2	2	2	2	2	2	1	3
Troop Carrier . . . . .	1	1	1	3	3	1	2	2	2	2	3
Liaison . . . . .	-	-	-	-	-	-	-	-	-	1	1
Emergency Rescue . . . . .	-	-	-	-	-	-	-	-	-	-	-
Tow Target . . . . .	-	-	-	-	-	-	-	-	-	1	1

Type of Unit	1944 (Continued)			1945				
	Jun	Sep	Dec	Jan	Feb	Mar	Apr	May
<b>Group - Total</b> . . . . .	35(125)	35(124)	43(152)	47(161)	49(167)	52(176)	56(188)	61(204)
Very Heavy Bomb . . . . .	-	-	6(17)	8(23)	10(29)	12(35)	14(41)	18(53)
Heavy Bomb . . . . .	9(36)	9(36)	9(36)	9(36)	9(36)	9(36)	9(36)	9(36)
Medium Bomb . . . . .	4(16)	4(16)	4(16)	4(16)	4(16)	4(16)	4(16)	4(16)
Light Bomb . . . . .	3(12)	3(12)	3(12)	3(12)	3(12)	3(12)	3(12)	4(16)
Fighter . . . . .	11(33)	11(33)	11(33)	12(36)	12(36)	13(39)	15(45)	15(45)
Reconnaissance . . . . .	3(8)	3(7)	3(8)	3(8)	3(8)	3(8)	3(8)	3(8)
Troop Carrier . . . . .	5(20)	5(20)	6(24)	7(24)	7(24)	7(24)	7(24)	7(24)
Composite . . . . .	-	-	1(6)	1(6)	1(6)	1(6)	1(6)	1(6)
<b>Separate Squadron - Total</b>	13	18	26	29	30	31	34	34
Heavy Bomb . . . . .	1	1	1	1	1	1	1	1
Medium Bomb . . . . .	1	1	1	1	1	1	1	1
Light Bomb . . . . .	-	-	-	-	-	-	-	-
Fighter . . . . .	-	1	1	1	1	1	1	1
Night Fighter . . . . .	4	6	8	8	8	8	8	8
Reconnaissance . . . . .	2	2	7	7	7	7	9	9
Troop Carrier . . . . .	3	3	4	4	5	5	5	5
Liaison . . . . .	1	1	1	2	2	2	2	2
Emergency Rescue . . . . .	-	2	2	3	3	4	4	4
Tow Target . . . . .	1	1	1	2	2	2	3	3







## 2. PERSONNEL AND TRAINING

All figures on military personnel shown in this section are assigned strength figures and are concerned solely with those personnel chargeable to the AAF Troop Basis.

National Guard and Reserve personnel are included only when on active duty. Arms and Services personnel on duty with the AAF (ASWAAF) are first shown in September 1941. While such personnel were on duty with the Air Corps prior to that date - for example, flight surgeons - the data available have been of such an incomplete nature that Air Corps personnel only are shown prior to that date.

Where statistics on Negro and Women's Army Corps personnel are shown separately, these data should not be added to those in tables with comparable titles in order to arrive at total AAF figures. The latter tables already include WAC and Negro personnel.

Foreign flying students are not included in the figures on flying training but are shown separately.

Table 7.-- AAF MILITARY PERSONNEL -- NUMBER AND PERCENT OF US ARMY STRENGTH: 1907 TO 1946

Note.--Annual strength figures are as of 30 June except as noted. The history of the AAF falls into several well defined phases. On 1 August 1907 the Aeronautical Division of the Signal Corps was established, and this division continued until 1 July 1914 when it was reorganized as the Aviation Section of the Signal Corps. In May 1918 Army aviation was divorced from the Signal Corps by Presidential order and comprised the Division of Military Aeronautics, Bureau of Aircraft Production and the Spruce Section which had been organized in November 1917. (The latter was created to expedite lumber production for aircraft construction.) Legislative cognizance of a separate arm occurred on 4 June 1920 when the Air Service was created. The Air Corps was established in July 1926 and continued until the reorganization of the Army in March 1942. At that time, the Army Air Forces as now constituted came into being.

Year	Number	Percent of US Army Strength	Year	Number	Percent of US Army Strength
1907 (1 Aug) . . . . .	3	a/	1927 . . . . .	10,078	7.5
1908. . . . .	13	a/	1928 . . . . .	10,549	7.8
1909. . . . .	27	a/	1929 . . . . .	12,131	7.8
1910. . . . .	11	a/	1930 . . . . .	13,531	9.8
1911. . . . .	23	a/	1931 . . . . .	14,780	10.6
1912 (1 Nov) . . . . .	51	0.1	1932 . . . . .	15,028	11.2
1913 (30 Sep) . . . . .	114	0.1	1933 . . . . .	15,099	11.1
1914. . . . .	122	0.1	1934 . . . . .	15,861	11.5
1915. . . . .	208	0.2	1935 . . . . .	16,247	11.7
1916. . . . .	311	0.3	1936 . . . . .	17,233	10.3
1917 (6 Apr) . . . . .	1,218	0.6	1937 . . . . .	19,147	10.7
1918 (11 Nov) . . . . .	195,023	5.3	1938 . . . . .	21,089	11.5
1919. . . . .	25,603	2.7	1939 . . . . .	23,455	12.4
1920. . . . .	9,050	4.5	1940 . . . . .	51,165	19.1
1921. . . . .	11,649	5.1	1941 . . . . .	152,125	10.4
1922. . . . .	9,642	6.5	1942 . . . . .	764,415	24.9
1923. . . . .	9,441	7.2	1943 . . . . .	2,197,114	31.4
1924. . . . .	10,547	7.4	1944 . . . . .	2,372,292	29.7
1925. . . . .	9,670	7.1	1945 . . . . .	2,282,259	27.6
1926. . . . .	9,674	7.2	1946 . . . . .	455,515	24.1

a/ Less than 0.1 percent.

Source: AAF figures - Air Historical Office (1907-1918); "US Air Service Activities" (1919-1925); "US Air Corps Activities" (1926-1929); "Strength Report, Army Air Corps" (1930-1940); Statistical Control Division, Office of Air Comptroller (1941-1946). US Army figures used to compute percentages - "Annual Report of The Secretary of War" (1907-1912; 1917-1920; 1922-1939); "Annual Report of The Adjutant General" (1913 - 1916; 1921); "Strength of The Army" - STM-30 (1940-1946) prepared by Office of The Adjutant General, Strength Accounting Branch.

Table 8.-- MILITARY PERSONNEL IN CONTINENTAL US AND OVERSEAS, BY TYPE OF PERSONNEL: MAR 1939 TO DEC 1946

End of Month	Total Army Air Forces			Continental US			Overseas		
	Total	Officers	Enlisted Personnel	Total	Officers	Enlisted Personnel	Total	Officers	Enlisted Personnel
1939									
Mar . . . . .	21,859	2,521	19,338	17,792	2,278	15,514	4,067	243	3,824
Jun . . . . .	23,455	2,631	20,824	19,306	2,346	16,960	4,149	285	3,864
Sep . . . . .	30,917	2,886	28,031	25,560	2,586	22,979	5,357	305	5,052
Dec . . . . .	43,118	3,006	40,112	35,566	2,650	32,916	7,552	356	7,196
1940									
Mar . . . . .	47,936	3,174	44,762	38,643	2,826	35,817	9,293	348	8,945
Jun . . . . .	51,165	3,361	47,804	40,229	2,999	37,230	10,936	362	10,574
Sep . . . . .	73,662	4,112	69,550	62,276	3,698	58,578	11,386	414	10,972
Dec . . . . .	99,993	5,203	94,790	83,910	4,586	79,324	16,083	617	15,466
1941									
Mar . . . . .	144,774	7,793	136,981	123,025	7,469	115,556	21,749	324	21,425
Jun . . . . .	152,125	10,611	141,514	129,767	9,463	120,304	22,358	1,148	21,210
Sep . . . . .	246,319	20,376	225,943	222,034	18,961	203,073	24,285	1,415	22,870
Nov . . . . .	297,103	22,524	274,579	268,176	20,859	247,317	28,927	1,665	27,262
Dec . . . . .	354,161	24,521	329,640	328,277	22,042	306,235	25,884	2,479	23,405
1942									
Mar . . . . .	547,753	35,987	511,766	485,768	32,584	453,184	61,985	3,403	58,582
Jun . . . . .	764,415	55,956	708,459	649,091	45,449	603,642	115,324	10,507	104,817
Sep . . . . .	1,089,930	88,918	1,001,012	920,810	73,095	847,715	169,120	15,823	153,297
Dec . . . . .	1,597,049	127,267	1,469,782	1,355,028	100,475	1,254,553	242,021	26,792	215,229
1943									
Mar . . . . .	2,045,649	173,213	1,872,436	1,721,211	136,004	1,585,207	324,438	37,209	287,229
Jun . . . . .	2,197,114	205,874	1,991,240	1,764,969	156,417	1,608,552	432,145	49,457	382,688
Sep . . . . .	2,321,858	246,329	2,075,529	1,766,464	184,075	1,582,389	555,394	62,254	493,140
Dec . . . . .	2,373,882	274,347	2,099,535	1,638,216	193,275	1,444,941	735,666	81,072	654,594
1944									
Mar . . . . .	2,411,294	306,889	2,104,405	1,504,959	202,025	1,302,934	906,335	104,864	801,471
Jun . . . . .	2,372,292	333,401	2,038,891	1,334,958	205,156	1,129,802	1,037,334	128,245	909,089
Sep . . . . .	2,391,281	357,924	2,033,357	1,313,143	220,526	1,092,617	1,078,138	137,398	940,740
Dec . . . . .	2,359,456	375,973	1,983,483	1,195,320	222,428	972,892	1,164,136	153,545	1,010,591
1945									
Jan . . . . .	2,345,068	377,426	1,967,642	1,165,349	221,180	944,169	1,179,719	156,246	1,023,473
Feb . . . . .	2,324,377	385,111	1,939,266	1,138,146	223,985	914,161	1,186,231	161,126	1,025,105
Mar . . . . .	2,325,842	385,916	1,939,926	1,108,705	220,424	888,281	1,217,137	165,492	1,051,645
Apr . . . . .	2,329,534	388,278	1,941,256	1,105,528	224,392	881,136	1,224,006	163,886	1,060,120
May . . . . .	2,310,436	388,295	1,922,141	1,101,932	225,537	876,395	1,208,504	162,758	1,045,746
Jun . . . . .	2,282,259	381,454	1,900,805	1,153,373	239,561	913,812	1,128,886	141,893	986,993
Jul . . . . .	2,262,092	371,269	1,890,823	1,185,712	238,771	946,941	1,076,380	132,498	943,882
Aug . . . . .	2,253,182	368,344	1,884,838	1,253,573	245,511	1,008,062	999,609	122,833	876,776
Sep . . . . .	1,992,960	310,443	1,682,517	1,095,017	199,207	895,810	897,943	111,236	786,707
Oct . . . . .	1,553,867	243,226	1,312,641	836,070	149,334	686,736	717,797	91,892	625,905
Nov . . . . .	1,200,247	200,152	1,000,095	619,602	126,056	493,546	580,645	74,096	506,549
Dec . . . . .	888,769	164,004	724,765	503,234	110,609	392,625	385,535	53,395	332,140
1946									
Jan . . . . .	733,786	141,643	592,143	456,567	95,203	361,364	277,219	46,440	230,779
Feb . . . . .	564,605	115,243	449,362	356,980	76,880	280,100	207,625	38,363	169,262
Mar . . . . .	500,472	102,286	398,186	328,079	69,756	258,323	172,393	32,530	139,863
Apr . . . . .	485,151	95,906	389,245	310,116	65,439	244,677	175,035	30,467	144,568
May . . . . .	472,563	88,746	383,817	300,287	61,246	239,041	172,276	27,500	144,776
Jun . . . . .	455,515	81,733	373,782	296,964	58,907	238,057	158,551	22,826	135,725
Jul . . . . .	450,626	72,983	377,643	292,495	51,413	241,082	158,131	21,570	136,561
Aug . . . . .	441,852	68,452	373,400	291,495	49,907	241,588	150,357	18,545	131,812
Sep . . . . .	419,670	65,991	353,679	274,248	46,861	227,387	145,422	19,130	126,292
Oct . . . . .	406,802	61,252	345,550	271,894	42,320	229,574	134,908	18,932	115,976
Nov . . . . .	373,960	50,722	323,238	247,194	32,111	215,083	126,766	18,611	108,155
Dec . . . . .	341,413	49,529	291,884	228,048	31,497	196,551	113,365	18,032	95,333

Table 9.-- OFFICERS IN CONTINENTAL US AND OVERSEAS, BY GRADE: SEP 1944 TO DEC 1946

End of Month	Total	General	Colonel	Lt Colonel	Major	Captain	First Lieutenant	Second Lieutenant	Warrant Officer	Flight Officer
Total Army Air Forces										
1944										
Sep. . . . .	357,924	259	2,199	5,984	20,600	57,459	100,182	141,338	7,165	22,738
Dec. . . . .	375,973	268	2,320	6,377	21,991	62,863	110,294	135,175	6,993	29,692
1945										
Mar. . . . .	385,916	294	2,430	6,680	22,758	68,435	125,088	121,315	7,039	31,877
Jun. . . . .	381,454	298	2,576	7,225	23,400	71,706	134,917	101,935	6,984	32,413
Sep. . . . .	310,443	276	2,522	6,358	20,538	61,715	110,899	73,437	5,886	28,812
Dec. . . . .	164,004	234	2,314	4,657	12,648	37,198	57,804	33,730	4,039	11,380
1946										
Mar. . . . .	102,286	195	2,099	3,833	9,546	25,117	37,434	16,564	2,843	4,655
Jun. . . . .	81,733	174	1,815	3,213	7,649	19,845	32,831	12,392	2,304	1,510
Sep. . . . .	65,991	161	1,729	3,092	6,875	17,537	26,737	7,684	1,875	301
Dec. . . . .	49,529	154	1,637	2,786	5,799	13,567	19,224	4,798	1,511	53
Continental US										
1944										
Sep. . . . .	220,526	122	1,237	3,559	13,401	33,803	52,323	93,908	4,172	18,001
Dec. . . . .	222,428	119	1,295	3,735	13,798	36,155	59,519	82,133	4,007	21,667
1945										
Mar. . . . .	220,424	125	1,307	3,743	13,478	38,783	69,382	68,485	3,971	21,150
Jun. . . . .	239,561	152	1,540	4,253	14,230	41,754	81,666	69,192	4,005	22,769
Sep. . . . .	199,207	161	1,642	4,185	12,987	37,053	65,106	52,721	3,799	21,553
Dec. . . . .	110,609	165	1,613	3,459	9,413	27,062	37,718	19,849	3,208	8,122
1946										
Mar. . . . .	69,756	138	1,603	2,983	7,460	19,167	23,734	9,965	2,185	2,521
Jun. . . . .	58,907	127	1,419	2,599	5,965	15,139	23,297	8,003	1,675	683
Sep. . . . .	46,861	113	1,369	2,480	5,210	13,410	18,605	4,144	1,402	128
Dec. . . . .	31,497	111	1,308	2,194	4,260	9,251	11,276	2,094	967	36
Overseas										
1944										
Sep. . . . .	137,398	137	962	2,425	7,199	23,656	47,859	47,430	2,993	4,737
Dec. . . . .	153,545	149	1,025	2,642	8,193	26,708	50,775	53,042	2,986	8,025
1945										
Mar. . . . .	165,492	169	1,123	2,937	9,280	29,652	55,706	52,830	3,068	10,727
Jun. . . . .	141,893	146	1,036	2,972	9,170	29,952	53,251	32,743	2,979	9,644
Sep. . . . .	111,236	115	880	2,173	7,551	24,662	45,793	20,716	2,087	7,259
Dec. . . . .	53,395	69	701	1,198	3,235	10,136	20,086	13,881	831	3,258
1946										
Mar. . . . .	32,530	57	496	850	2,086	5,950	13,700	6,599	658	2,134
Jun. . . . .	22,826	47	396	614	1,684	4,706	9,534	4,389	629	827
Sep. . . . .	19,130	48	360	612	1,665	4,127	8,132	3,540	473	173
Dec. . . . .	18,032	43	329	592	1,539	4,316	7,948	2,704	544	17

Table 10.-- ENLISTED PERSONNEL IN CONTINENTAL US AND OVERSEAS, BY GRADE: SEP 1944 TO DEC 1946

End of Month	Total	Aviation Cadet	Master Sergeant	Technical Sergeant	Staff Sergeant	Sergeant	Corporal	Private First Class	Private
<b>Total Army Air Forces</b>									
1944									
Sep a/ . . . . .	2,032,490	60,114	39,325	92,043	220,800	329,580	454,483	340,138	496,007
Dec. . . . .	1,983,483	38,929	40,949	99,004	233,182	337,138	465,250	317,579	451,452
1945									
Mar. . . . .	1,939,926	25,300	42,835	106,596	248,313	351,642	466,346	396,355	302,539
Jun. . . . .	1,900,805	16,764	41,462	105,323	248,391	357,865	451,682	423,034	256,284
Sep. . . . .	1,682,517	12,602	34,128	85,226	217,310	342,416	418,388	354,013	218,434
Dec. . . . .	724,765	322	11,831	20,184	67,981	139,187	178,972	149,240	157,048
1946									
Mar. . . . .	398,186	55	16,682	13,336	22,673	38,609	66,239	98,170	142,422
Jun. . . . .	373,782	7	18,879	13,851	20,086	27,118	58,154	98,659	137,028
Sep. . . . .	353,679	3	19,400	15,699	22,795	29,549	54,304	99,484	112,445
Dec. . . . .	291,884	-	20,067	15,849	24,165	23,875	41,488	81,485	84,955
<b>Continental US</b>									
1944									
Sep a/ . . . . .	1,091,750	60,114	17,200	43,235	101,943	147,549	212,803	180,315	328,591
Dec. . . . .	972,892	38,929	17,156	48,364	105,895	135,885	198,429	150,835	277,399
1945									
Mar. . . . .	888,281	25,300	17,641	52,170	110,315	132,534	182,703	182,563	185,055
Jun. . . . .	913,812	16,764	18,732	59,470	127,270	149,554	181,665	188,531	171,826
Sep. . . . .	895,810	12,602	17,274	46,671	114,122	170,222	200,141	162,243	172,535
Dec. . . . .	392,625	322	7,988	9,372	28,043	65,111	87,808	79,532	114,449
1946									
Mar. . . . .	258,323	55	14,589	10,169	13,555	18,752	28,877	51,694	120,632
Jun. . . . .	238,057	7	15,576	10,582	13,754	12,847	24,893	45,188	115,210
Sep. . . . .	227,387	3	15,961	12,158	16,138	16,649	26,404	50,441	89,633
Dec. . . . .	196,551	-	16,581	12,270	17,391	15,641	22,480	43,989	68,199
<b>Overseas</b>									
1944									
Sep. . . . .	940,740	-	22,125	48,808	118,857	182,031	241,680	159,823	167,416
Dec. . . . .	1,010,591	-	23,793	50,640	127,287	201,253	266,821	166,744	174,053
1945									
Mar. . . . .	1,051,645	-	25,194	54,426	137,998	219,108	283,643	213,792	117,484
Jun. . . . .	986,993	-	22,730	45,853	121,121	208,311	270,017	234,503	84,458
Sep. . . . .	786,707	-	16,854	38,555	103,188	172,194	218,247	191,770	45,899
Dec. . . . .	332,140	-	3,843	10,812	39,938	74,076	91,164	69,708	42,599
1946									
Mar. . . . .	139,863	-	2,093	3,167	9,118	19,857	37,362	46,476	21,790
Jun. . . . .	135,725	-	3,303	3,269	6,332	14,271	33,261	53,471	21,818
Sep. . . . .	126,292	-	3,439	3,541	6,657	12,900	27,900	49,043	22,812
Dec. . . . .	95,333	-	3,486	3,579	6,774	8,234	19,008	37,496	16,756

a/ Excludes 867 enlisted students, grade distribution for which is unknown, in Army Service Forces schools.



Table 11.-- MILITARY PERSONNEL IN THE AAF, BY SPECIALTY: JUN 1944 TO DEC 1946

(Primary military occupational specialty only)

End of Month	Officers												
	Total	Pilot	Bombardier	Navigator	Other Aircrew <sup>a/</sup>	Administrative	Armament and Ordnance	Communications	Engineering	Medical	Operations	Supply	Other
1944													
Jun	333,401	130,907	18,478	23,964	193	24,892	6,522	13,325	16,759	19,940	11,031	13,987	53,403
Sep	357,924	144,607	22,320	29,088	188	28,877	7,663	14,927	18,558	18,143	11,039	16,444	46,070
Dec	375,973	152,757	26,788	33,871	183	29,151	7,563	16,016	19,461	16,722	11,921	16,839	44,701
1945													
Jan	377,426	151,787	27,711	35,417	2,645	28,979	7,534	15,393	18,571	16,727	12,300	16,802	43,560
Feb	385,111	155,866	28,020	37,030	3,077	29,120	7,632	15,466	18,476	16,561	12,728	17,024	44,111
Mar	385,916	157,542	28,455	36,188	4,018	29,220	7,515	15,069	18,603	16,444	13,086	17,094	42,682
Apr	388,278	159,677	28,660	35,558	6,095	29,198	7,439	15,035	18,752	16,430	13,476	17,358	40,600
May	388,295	155,195	28,143	32,111	7,590	28,936	7,311	14,765	18,548	16,444	13,606	17,266	48,380
Jun	381,454	153,716	27,755	32,442	8,816	28,286	7,031	14,551	18,269	16,368	12,927	16,939	44,254
Jul	371,269	140,552	26,059	31,529	9,878	27,857	6,947	14,433	18,093	16,413	12,604	16,882	50,022
Aug	368,344	142,246	26,894	31,972	12,478	26,770	6,777	14,065	17,244	16,547	12,501	15,936	44,914
Sep	310,443	112,414	19,712	24,909	12,231	22,903	5,572	12,122	15,520	14,220	10,666	13,819	46,255
Oct	241,226	83,130	9,934	16,072	10,263	20,541	4,483	10,189	13,604	12,049	9,931	12,184	39,446
Nov	200,152	64,052	8,115	12,338	8,492	17,833	3,681	9,108	11,611	10,483	8,047	10,802	35,590
Dec	164,004	57,822	6,036	9,048	6,669	15,511	3,003	7,400	9,964	8,276	5,434	8,950	25,891
1946													
Jan	141,643	51,574	4,580	6,017	5,426	12,539	2,649	6,344	8,648	7,566	4,632	7,536	24,132
Feb	115,243	46,973	4,263	5,200	4,065	10,094	2,051	4,687	6,686	6,674	3,898	5,443	15,209
Mar	102,286	43,055	3,919	4,900	3,768	8,854	1,564	3,891	5,778	4,272	2,725	4,861	14,699
Apr	95,906	41,230	4,089	5,076	3,249	7,790	1,382	3,576	5,386	4,484	2,586	4,051	13,007
May	88,746	40,037	3,884	4,828	3,145	7,097	1,308	3,225	5,095	3,996	2,506	3,598	10,027
Jun	81,733	37,338	3,475	4,360	2,699	6,742	1,276	2,819	4,724	3,550	2,361	3,339	9,050
Jul	72,983	32,378	2,937	3,781	2,333	6,234	1,099	2,464	4,304	3,036	2,294	2,871	9,252
Aug	68,452	30,305	2,675	3,406	2,085	6,256	1,075	2,291	4,160	3,029	2,242	2,902	8,026
Sep	65,991	27,964	2,239	3,024	1,973	7,065	1,044	2,293	4,241	2,926	2,400	3,205	7,617
Oct	61,252	23,829	1,942	2,580	1,746	7,314	1,040	2,172	4,182	3,077	2,490	3,262	7,618
Nov	50,722	16,756	1,307	2,247	1,355	6,734	982	2,095	3,733	2,928	2,387	2,913	7,285
Dec	49,529	15,551	1,154	1,967	1,358	6,777	984	2,153	3,880	2,877	2,331	2,936	7,561

End of Month	Enlisted Personnel							
	Total	Airplane Maintenance	Aerial Gunner	Other Aircrew	Armament	Communications	Radar	Medical
1944								
Jun	2,038,891	332,978	127,105	19,166	93,775	150,576	30,453	46,800
Sep	2,033,357	355,719	145,308	35,962	102,375	148,339	34,580	50,993
Dec	1,983,483	358,478	165,390	40,118	99,637	151,391	36,938	39,288
1945								
Jan	1,967,642	358,961	167,809	43,696	97,864	153,643	36,439	37,826
Feb	1,939,266	359,103	168,883	45,167	96,674	153,476	36,854	37,347
Mar	1,939,926	359,865	165,942	46,473	96,464	154,495	39,513	37,526
Apr	1,941,256	360,365	164,187	48,094	95,703	153,740	40,857	37,559
May	1,922,141	325,254	166,107	45,919	96,349	148,254	43,738	45,710
Jun	1,900,805	321,018	159,778	46,696	94,242	148,164	42,636	45,440
Jul	1,890,823	319,231	146,070	45,510	91,788	145,840	43,246	45,834
Aug	1,884,838	317,949	155,134	45,166	89,842	142,844	43,713	44,750
Sep	1,682,517	269,607	125,062	39,790	71,081	123,625	37,196	38,550
Oct	1,312,641	211,208	83,718	28,938	52,401	93,779	30,286	30,355
Nov	1,000,095	154,397	57,078	21,240	36,911	68,943	23,486	23,228
Dec	724,765	114,560	42,053	17,626	26,011	45,203	17,857	19,534

<sup>a/</sup> Flight Engineers included in "Engineering" and Radar Observers in "Communications" prior to Jan 1945.

Table 11.-- MILITARY PERSONNEL IN THE AAF, BY SPECIALTY: JUN 1944 TO DEC 1946 -- Continued

End of Month	Enlisted Personnel (Continued)							
	Total	Airplane Maintenance	Aerial Gunner	Other Aircrew	Arma-ment	Communi-cations	Radar	Medical
1946								
Jan . . . . .	592,143	91,982	33,564	12,964	18,094	32,254	13,697	13,423
Feb . . . . .	449,362	48,999	19,224	9,339	11,853	20,685	7,528	8,080
Mar . . . . .	398,186	37,646	18,327	7,634	8,611	15,631	4,816	6,243
Apr . . . . .	389,245	36,358	15,029	7,279	7,794	14,502	3,780	6,255
May . . . . .	383,817	34,988	11,512	7,058	7,113	13,600	2,140	6,711
Jun . . . . .	373,782	34,238	8,290	6,875	6,907	13,450	1,570	7,812
Jul . . . . .	377,643	34,510	7,589	7,327	7,073	14,657	1,681	8,436
Aug . . . . .	373,400	34,229	7,141	7,490	7,394	15,097	1,770	8,287
Sep . . . . .	353,679	33,478	6,497	7,361	7,265	14,847	1,578	8,343
Oct . . . . .	345,550	32,171	5,639	7,231	8,360	14,806	1,630	8,046
Nov . . . . .	323,238	30,679	5,521	7,226	7,606	14,683	1,664	7,206
Dec . . . . .	291,892	27,917	4,637	6,975	7,405	13,868	1,673	6,619

End of Month	Enlisted Personnel (Continued)					
	Supply	Utility and Construction	Automotive	Adminis-trative	Other Specialists	Non-Specialists
1944						
Jun . . . . .	79,416	52,346	182,360	224,766	429,381	269,769
Sep . . . . .	84,245	58,602	184,946	244,185	193,420	394,683
Dec . . . . .	86,892	57,688	185,964	250,214	178,361	333,124
1945						
Jan . . . . .	87,188	58,285	185,072	247,827	175,755	317,277
Feb . . . . .	87,221	57,977	183,135	244,972	172,905	295,552
Mar . . . . .	88,668	60,116	184,693	245,929	169,152	291,090
Apr . . . . .	90,452	63,105	183,387	246,405	172,633	284,769
May . . . . .	96,347	71,955	210,490	243,266	176,017	252,735
Jun . . . . .	95,752	71,789	212,812	238,152	172,279	252,047
Jul . . . . .	94,910	70,682	211,784	234,670	175,545	265,713
Aug . . . . .	92,443	68,651	202,331	231,973	192,074	257,968
Sep . . . . .	77,280	62,515	177,592	193,070	223,223	243,926
Oct . . . . .	57,717	47,813	136,321	151,082	172,713	216,305
Nov . . . . .	39,617	32,545	91,996	110,569	164,728	175,357
Dec . . . . .	26,938	22,356	62,437	79,743	95,308	155,139
1946						
Jan . . . . .	21,014	16,393	47,996	64,772	73,531	152,459
Feb . . . . .	15,810	11,449	35,724	48,912	56,147	155,612
Mar . . . . .	11,354	7,664	28,019	36,948	53,544	161,749
Apr . . . . .	11,951	8,102	29,602	37,249	49,816	161,528
May . . . . .	13,072	9,132	31,211	38,958	45,386	162,936
Jun . . . . .	13,972	8,976	32,365	40,419	48,078	150,830
Jul . . . . .	14,996	10,633	35,261	42,881	49,499	143,100
Aug . . . . .	16,032	11,073	35,944	45,713	50,058	133,172
Sep . . . . .	14,988	10,571	34,975	44,463	41,576	127,737
Oct . . . . .	14,723	10,479	34,034	43,971	38,189	126,271
Nov . . . . .	14,760	10,351	33,541	41,588	35,919	112,494
Dec . . . . .	13,834	9,193	29,502	38,239	32,644	99,386

Table 12.-- OFFICERS IN CONTINENTAL US AND OVERSEAS, BY ARM OR SERVICE: MAR 1942 TO DEC 1946

End of Month	Total	Air Corps	Arm or Service										
			Total	Chaplain	Chemical	Engineer	Finance	Medical	Military Police	Ordnance	Quartermaster	Signal	Other
Total Army Air Forces													
1942 Mar .	35,987	30,138	5,849	a/	a/	a/	a/	a/	a/	a/	a/	a/	a/
Jun .	55,956	46,528	9,428	a/	a/	a/	a/	a/	a/	a/	a/	a/	a/
Sep .	88,918	71,382	17,536	a/	a/	a/	a/	a/	a/	a/	a/	a/	a/
Dec .	127,267	98,835	28,432	a/	a/	a/	a/	a/	a/	a/	a/	a/	a/
1943 Mar .	173,213	132,005	41,208	758	1,344	4,032	766	15,282	432	3,434	4,348	7,108	3,704
Jun .	205,874	156,566	49,308	977	1,309	4,687	897	16,918	507	3,684	5,031	8,410	6,888
Sep .	246,329	190,165	56,164	1,121	1,476	5,510	987	18,650	771	3,749	6,150	9,104	8,646
Dec .	274,347	219,415	54,932	1,636	1,766	5,426	1,222	21,358	766	4,384	5,851	9,998	2,525
1944 Mar .	306,889	252,556	54,333	1,742	1,818	5,147	1,292	21,310	659	4,619	6,018	9,622	2,106
Jun .	333,401	280,586	52,815	1,785	1,696	5,006	1,239	20,977	763	4,491	5,479	9,279	2,100
Sep .	357,924	307,682	50,242	1,835	1,629	5,022	1,267	19,371	748	4,617	5,088	8,656	2,009
Dec .	375,973	326,890	49,083	1,895	1,596	5,599	1,298	18,478	592	4,475	4,590	8,360	2,200
1945 Jan .	377,426	326,859	50,567	1,865	1,593	5,942	1,340	18,791	738	4,826	4,836	8,567	2,069
Feb .	385,111	334,757	50,354	1,841	1,565	6,061	1,336	18,728	730	4,734	4,739	8,433	2,187
Mar .	385,916	335,909	50,007	1,861	1,568	6,036	1,335	18,345	753	4,706	4,678	8,379	2,346
Apr .	388,278	338,679	49,599	1,861	1,521	6,098	1,271	18,519	665	4,443	4,438	8,391	2,392
May .	388,295	339,971	48,324	1,840	1,399	6,153	1,154	18,520	679	4,313	4,027	7,951	2,288
Jun .	381,454	336,091	45,363	1,858	1,119	5,973	973	18,776	621	3,806	3,138	6,961	2,138
Jul .	371,269	328,693	42,576	1,785	959	5,586	807	18,679	548	3,290	2,544	6,401	1,977
Aug .	368,344	327,004	41,340	1,706	908	5,790	719	18,690	510	2,991	2,363	5,818	1,845
Sep .	310,443	272,448	37,995	1,555	846	5,490	663	17,251	436	2,815	1,968	5,453	1,518
Oct .	241,226	212,097	29,129	1,470	531	3,657	445	12,667	371	2,277	2,062	4,304	1,345
Nov .	200,152	174,368	25,784	1,347	675	3,119	459	12,236	294	1,478	1,344	3,652	1,180
Dec .	164,004	146,402	17,602	1,079	314	2,325	337	8,825	239	891	719	1,798	1,075
1946 Jan .	141,643	122,287	19,356	890	140	1,095	296	7,153	192	680	604	1,164	7,142
Feb .	115,243	101,131	14,112	800	110	829	232	5,402	158	548	517	952	4,564
Mar .	102,286	89,992	12,294	699	77	830	198	4,762	140	428	412	764	3,984
Apr .	95,906	84,457	11,449	527	73	835	158	4,954	123	423	358	684	3,314
May .	88,746	79,399	9,347	460	65	811	142	4,351	104	362	331	700	2,021
Jun .	81,733	73,546	8,187	417	57	695	124	3,763	88	338	267	479	1,959
Jul .	72,983	65,048	7,935	421	73	712	158	3,561	90	334	269	531	1,786
Aug .	68,452	60,766	7,686	380	73	727	153	3,332	90	315	249	531	1,836
Sep .	65,991	57,176	8,815	351	78	652	147	3,268	79	314	236	506	3,184
Oct .	61,252	54,606	6,646	351	74	574	165	3,391	73	309	230	499	980
Nov .	50,722	44,375	6,347	351	68	625	156	3,300	73	293	188	447	846
Dec .	49,529	43,131	6,398	347	69	712	153	3,251	74	286	180	440	886
Continental US													
1942 Mar .	32,584	27,125	5,459	a/	a/	a/	a/	a/	a/	a/	a/	a/	a/
Jun .	45,449	38,199	7,250	a/	a/	a/	a/	a/	a/	a/	a/	a/	a/
Sep .	73,095	58,782	14,313	a/	a/	a/	a/	a/	a/	a/	a/	a/	a/
Dec .	100,475	76,461	24,014	a/	a/	a/	a/	a/	a/	a/	a/	a/	a/
1943 Mar .	136,004	102,142	33,862	758	1,226	2,749	743	14,953	313	2,954	3,783	5,547	836
Jun .	156,417	116,430	39,987	977	1,219	3,078	896	16,610	310	3,072	4,316	6,482	3,027
Sep .	184,075	140,658	43,417	1,121	1,305	3,247	986	18,318	301	2,851	5,141	6,692	3,455
Dec .	193,275	155,699	37,576	1,106	1,018	2,465	880	18,348	103	2,044	3,769	6,320	1,523
1944 Mar .	202,025	169,028	32,997	1,084	928	1,477	838	16,858	34	1,761	3,573	5,132	1,312
Jun .	205,156	176,548	28,608	998	819	876	729	15,775	71	1,509	2,664	4,266	901
Sep .	220,526	194,311	26,215	1,012	766	938	751	14,016	75	1,571	2,393	3,816	877
Dec .	222,428	197,224	25,204	986	710	1,649	743	12,937	83	1,581	2,150	3,454	911
1945 Jan .	221,180	195,761	25,419	952	695	1,877	748	12,931	89	1,662	2,120	3,444	901
Feb .	223,985	199,032	24,953	913	685	1,820	733	12,803	97	1,631	2,043	3,256	972
Mar .	220,424	195,841	24,583	891	682	1,798	730	12,660	95	1,604	1,984	3,143	996
Apr .	224,392	200,450	23,942	866	628	1,703	687	12,548	90	1,527	1,905	3,026	962
May .	225,537	202,546	22,991	861	554	1,616	591	12,629	93	1,321	1,616	2,754	956
Jun .	239,561	218,401	21,160	889	338	1,536	455	12,952	102	1,034	949	2,008	897

a/ Not available.



Table 13.-- WOMEN'S ARMY PERSONNEL IN CONTINENTAL US AND OVERSEAS, BY TYPE OF PERSONNEL: SEP 1943 TO DEC 1946

End of Month	Total Army Air Forces			Continental US			Overseas		
	Total	Officers	Enlisted Women	Total	Officers	Enlisted Women	Total	Officers	Enlisted Women
1943									
Sep. . . . .	a/	a/	a/	15,486	1,160	14,326	a/	a/	a/
Dec. . . . .	a/	a/	a/	17,840	1,758	16,082	a/	a/	a/
1944									
Mar. . . . .	a/	a/	a/	22,144	1,901	20,243	a/	a/	a/
Jun. . . . .	30,002	1,886	28,116	26,294	1,795	24,499	3,708	91	3,617
Sep. . . . .	34,823	1,845	32,978	29,579	1,625	27,954	5,244	220	5,024
Dec. . . . .	38,282	1,846	36,436	31,510	1,579	29,931	6,772	267	6,505
1945									
Jan. . . . .	39,323	1,855	37,468	32,008	1,570	30,438	7,315	285	7,030
Feb. . . . .	39,309	1,845	37,464	31,945	1,560	30,385	7,364	285	7,079
Mar. . . . .	39,304	1,829	37,475	31,920	1,540	30,380	7,384	289	7,095
Apr. . . . .	39,085	1,859	37,226	31,484	1,559	29,925	7,601	300	7,301
May. . . . .	39,131	1,910	37,221	31,594	1,605	29,989	7,537	305	7,232
Jun. . . . .	37,355	1,894	35,461	29,989	1,576	28,413	7,366	318	7,048
Jul. . . . .	35,953	1,838	34,115	28,971	1,522	27,449	6,982	316	6,666
Aug. . . . .	33,238	1,704	31,534	26,760	1,414	25,346	6,478	290	6,188
Sep. . . . .	30,445	1,538	28,907	25,148	1,264	23,884	5,297	274	5,023
Oct. . . . .	27,352	1,511	25,841	22,681	1,185	21,496	4,671	326	4,345
Nov. . . . .	18,667	1,338	17,329	15,771	1,077	14,694	2,896	261	2,635
Dec. . . . .	10,562	1,070	9,492	8,882	845	8,037	1,680	225	1,455
1946									
Jan. . . . .	8,963	694	8,269	7,771	601	7,170	1,192	93	1,099
Feb. . . . .	7,536	526	7,010	6,588	459	6,129	948	67	881
Mar. . . . .	6,745	433	6,312	5,924	373	5,551	821	60	761
Apr. . . . .	6,231	399	5,832	5,616	338	5,278	615	61	554
May. . . . .	5,869	344	5,525	5,340	300	5,040	529	44	485
Jun. . . . .	5,223	316	4,907	4,601	268	4,333	622	48	574
Jul. . . . .	4,381	285	4,096	3,861	241	3,620	520	44	476
Aug. . . . .	3,789	247	3,542	3,591	225	3,366	198	22	176
Sep. . . . .	3,082	234	2,848	2,788	202	2,586	294	32	262
Oct. . . . .	2,300	207	2,093	1,994	168	1,826	306	39	267
Nov. . . . .	2,353	192	2,161	2,065	154	1,911	288	38	250
Dec. . . . .	2,443	170	2,273	2,115	141	1,974	328	29	299

a/ Not available.

Table 14.-- REGULAR ARMY ENLISTMENTS FOR THE AAF, BY LENGTH OF ENLISTMENT: AUG 1945 TO DEC 1946

Year and Month	Total	3 Years	Less Than 3 Years a/	Year and Month	Total	3 Years	Less Than 3 Years a/
Total. . . . .	427,896	245,608	182,218	1946			
Annually				Jan. . . . .	55,238	27,532	27,706
1945 (Aug-Dec) . .	162,397	85,426	76,901	Feb. . . . .	47,327	22,347	24,980
1946. . . . .	265,499	160,182	105,317	Mar. . . . .	35,967	17,046	18,921
Monthly				Apr. . . . .	25,744	11,553	14,191
1945				May. . . . .	15,888	10,369	5,519
16 Aug-30 Sep . .	4,705	3,978	727	Jun. . . . .	17,156	15,156	2,000
Oct. . . . .	27,265	19,597	7,668	Jul. . . . .	12,465	10,465	2,000
Nov. . . . .	75,103	36,622	38,481	Aug. . . . .	11,976	9,976	2,000
Dec. . . . .	55,324	25,229	30,025	Sep. . . . .	13,553	11,553	2,000
				Oct. . . . .	13,248	11,248	2,000
				Nov. . . . .	8,467	6,467	2,000
				Dec. . . . .	8,470	6,470	2,000

a/ Figures for 1946 are estimated.

Source: 1945 figures - Office of Air Comptroller, Statistical Control Division; 1946 figures - Assistant Chief of Air Staff - 1, Deputy AC/AS-1 for Personnel, Policy and Management, Military Personnel Division.

Table 15.-- WOMEN'S ARMY CORPS PERSONNEL IN CONTINENTAL US AND OVERSEAS, BY GRADE: MAR 1945 TO DEC 1946

Grade	1945											
	Mar			Jun			Sep			Dec		
	Total	Cont-US	Over-seas	Total	Cont-US	Over-seas	Total	Cont-US	Over-seas	Total	Cont-US	Over-seas
<b>Total . . .</b>	39,304	31,920	7,384	37,355	29,989	7,366	30,445	25,148	5,297	10,562	8,882	1,680
<b>Officer - Total.</b>	1,829	1,540	289	1,894	1,576	318	1,538	1,264	274	1,070	845	225
Lt Col . . . . .	2	2	-	4	2	2	2	2	-	2	2	-
Maj. . . . .	34	23	11	68	42	26	47	31	16	35	23	12
Capt . . . . .	362	306	56	402	329	73	321	251	70	225	171	54
1st Lt . . . . .	1,233	1,042	191	1,210	1,012	198	1,008	827	181	681	543	138
2nd Lt . . . . .	198	167	31	209	190	19	159	152	7	126	105	21
WO . . . . .	-	-	-	1	1	-	1	1	-	1	1	-
<b>Enlisted - Total</b>	37,475	30,380	7,095	35,461	28,413	7,048	28,907	23,884	5,023	9,492	8,037	1,455
M Sgt. . . . .	177	154	23	172	144	28	154	121	33	50	41	9
T Sgt. . . . .	126	88	38	146	82	64	123	69	54	39	24	15
S Sgt. . . . .	697	368	329	766	344	422	589	289	300	167	98	69
Sgt. . . . .	3,156	2,057	1,099	3,199	1,915	1,284	2,474	1,627	847	812	542	270
Cpl. . . . .	11,910	10,059	1,851	11,458	9,427	2,031	9,581	7,907	1,674	3,353	2,662	691
Pfc. . . . .	13,604	11,238	2,366	12,955	10,509	2,446	10,644	8,834	1,810	3,341	2,974	367
Pvt. . . . .	7,805	6,416	1,389	6,765	5,992	773	5,342	5,037	305	1,730	1,696	34

Grade	1946											
	Mar			Jun			Sep			Dec		
	Total	Cont-US	Over-seas	Total	Cont-US	Over-seas	Total	Cont-US	Over-seas	Total	Cont-US	Over-seas
<b>Total . . . . .</b>	6,745	5,924	821	5,223	4,601	622	3,082	2,788	294	2,443	2,115	328
<b>Officer - Total. . . . .</b>	433	373	60	316	268	48	234	202	32	170	141	29
Lt Col . . . . .	1	1	-	-	-	-	-	-	-	-	-	-
Maj. . . . .	14	10	4	9	8	1	9	7	2	9	7	2
Capt . . . . .	120	105	15	106	86	20	77	64	13	61	45	16
1st Lt . . . . .	234	200	34	147	126	21	110	95	15	77	68	9
2nd Lt . . . . .	64	57	7	54	48	6	38	36	2	23	21	2
WO . . . . .	-	-	-	-	-	-	-	-	-	-	-	-
<b>Enlisted - Total . . . . .</b>	6,312	5,551	761	4,907	4,333	574	2,848	2,586	262	2,273	1,974	299
M Sgt. . . . .	45	38	7	78	75	3	39	30	9	49	37	12
T Sgt. . . . .	38	27	11	49	39	10	39	25	14	42	30	12
S Sgt. . . . .	136	73	63	348	293	55	220	183	37	247	204	43
Sgt. . . . .	682	456	226	1,612	1,431	181	965	868	97	894	789	105
Cpl. . . . .	2,365	2,009	356	1,943	1,707	236	1,088	1,018	70	707	616	91
Pfc. . . . .	2,225	2,141	84	745	666	79	420	391	29	287	251	36
Pvt. . . . .	821	807	14	132	122	10	77	71	6	47	47	-

Table 16.-- NEGRO MILITARY PERSONNEL IN CONTINENTAL US AND OVERSEAS, BY TYPE OF PERSONNEL:  
SEP 1942 TO DEC 1946

End of Month	Total Army Air Forces			Continental US			Overseas		
	Total	Officers	Enlisted Personnel	Total	Officers	Enlisted Personnel	Total	Officers	Enlisted Personnel
1942									
Sep. . . .	37,223	142	37,081	32,241	134	32,107	4,982	8	4,974
Dec. . . .	71,824	129	71,695	61,791	118	61,673	10,033	11	10,022
1943									
Mar. . . .	106,409	255	106,154	89,933	243	89,690	16,476	12	16,464
Jun. . . .	114,075	359	113,716	89,426	273	89,153	24,649	86	24,563
Sep. . . .	130,372	605	129,767	95,536	500	95,036	34,836	105	34,731
Dec. . . .	145,025	636	144,389	102,446	476	101,970	42,579	160	42,419
1944									
Mar. . . .	140,857	904	139,953	90,409	556	89,853	50,448	348	50,100
Jun. . . .	145,242	1,107	144,135	86,580	648	85,932	58,662	459	58,203
Sep. . . .	140,728	1,243	139,485	77,176	732	76,444	63,552	511	63,041
Dec. . . .	137,806	1,303	136,503	70,649	832	69,817	67,157	471	66,686
1945									
Jan. . . .	137,817	1,404	136,413	70,051	935	69,116	67,766	469	67,297
Feb. . . .	136,729	1,465	135,264	69,397	1,006	68,391	67,332	459	66,873
Mar. . . .	136,827	1,464	135,363	69,865	1,027	68,838	66,962	437	66,525
Apr. . . .	138,817	1,517	137,300	70,079	1,084	68,995	68,738	433	68,305
May. . . .	135,596	1,559	134,037	67,411	1,154	66,257	68,185	405	67,780
Jun. . . .	140,462	1,559	138,903	68,742	1,191	67,551	71,720	368	71,352
Jul. . . .	141,399	1,546	139,853	67,126	1,199	65,927	74,273	347	73,926
Aug. . . .	139,559	1,533	138,026	69,409	1,261	68,148	70,150	272	69,878
Sep. . . .	133,447	1,511	131,936	68,926	1,260	67,666	64,521	251	64,270
Oct. . . .	116,414	1,218	115,196	61,100	1,105	59,995	55,314	113	55,201
Nov. . . .	89,067	1,119	87,948	48,532	1,042	47,490	40,535	77	40,458
Dec. . . .	69,016	1,050	67,966	43,606	1,014	42,592	25,410	36	25,374
1946									
Jan. . . .	60,663	1,020	59,643	41,331	982	40,349	19,332	38	19,294
Feb. . . .	49,006	883	48,123	35,232	849	34,383	13,774	34	13,740
Mar. . . .	42,564	778	41,786	32,406	754	31,652	10,158	24	10,134
Apr. . . .	43,898	787	43,111	30,511	762	29,749	13,387	25	13,362
May. . . .	45,050	764	44,286	30,871	726	30,145	14,179	38	14,141
Jun. . . .	42,980	740	42,240	29,775	704	29,071	13,205	36	13,169
Jul. . . .	45,030	582	44,448	30,759	556	30,203	14,271	26	14,245
Aug. . . .	43,137	497	42,640	30,556	477	30,079	12,581	20	12,561
Sep. . . .	40,551	500	40,051	29,532	474	29,058	11,019	26	10,993
Oct. . . .	38,739	466	38,273	27,951	443	27,508	10,788	23	10,765
Nov. . . .	34,952	246	34,706	24,418	231	24,187	10,534	15	10,519
Dec. . . .	29,983	247	29,736	19,852	236	19,616	10,131	11	10,120

Table 17.-- MILITARY PERSONNEL IN CONTINENTAL US, BY SPECIALTY: JUN 1944 TO DEC 1946

(Primary military occupational specialty only.)

End of Month	Officers												
	Total	Pilot	Bombardier	Navigator	Other Aircrew <sup>a/</sup>	Administrative	Arma-ment and Ordnance	Com-muni-cations	Engi-neering	Medi-cal	Opera-tions	Sup-ply	Other
1944													
Jun	205,156	86,335	11,166	11,610	67	15,151	2,382	7,130	8,711	14,745	4,556	8,380	34,923
Sep	220,526	94,819	15,106	15,703	72	17,914	3,117	8,737	10,045	13,112	4,449	9,426	28,026
Dec	222,428	94,804	18,730	19,991	68	16,979	2,961	7,390	10,405	11,591	4,819	9,441	25,249
1945													
Jan	221,180	91,773	19,670	20,873	1,529	16,795	2,956	6,871	9,821	11,610	5,041	9,431	24,810
Feb	223,985	94,204	19,941	21,560	1,822	16,638	2,948	6,622	9,711	11,409	5,286	9,566	24,278
Mar	220,424	93,157	20,134	20,436	2,554	16,470	2,891	5,996	9,503	11,282	5,463	9,494	23,044
Apr	224,392	95,807	20,685	19,943	4,516	16,341	2,800	5,653	9,426	11,167	5,675	9,670	22,709
May	225,537	95,971	21,292	20,108	4,944	16,058	2,720	5,585	9,184	11,238	5,745	9,769	22,923
Jun	239,561	101,649	22,511	22,505	6,096	16,073	2,931	5,761	9,341	11,554	6,059	9,709	25,372
Jul	238,771	94,644	21,937	22,597	7,368	16,010	2,942	5,805	9,119	11,714	6,296	9,724	30,615
Aug	245,511	99,546	23,012	23,379	9,654	15,684	3,250	6,019	9,186	12,180	6,607	9,416	27,578
Sep	199,207	76,675	16,424	17,434	9,830	13,482	2,686	5,411	8,220	10,656	5,641	8,326	24,422
Oct	149,334	54,258	7,315	10,522	8,408	12,458	2,165	4,673	7,508	9,072	5,035	7,378	20,542
Nov	126,056	41,604	5,823	7,699	6,965	11,572	1,915	4,476	7,078	8,200	4,908	6,866	18,950
Dec	110,609	41,743	4,486	6,048	5,169	10,050	1,732	4,063	6,702	6,468	2,665	6,115	15,368
1946													
Jan	95,203	37,503	3,238	3,331	4,069	8,207	1,544	3,442	5,811	5,911	2,252	5,070	14,825
Feb	76,880	35,310	3,177	2,978	2,875	6,750	1,138	2,283	4,336	5,383	1,930	3,406	7,314
Mar	69,756	32,049	2,884	2,773	2,616	6,130	1,035	2,074	3,938	3,258	1,755	3,457	7,787
Apr	65,439	30,687	3,247	3,184	2,476	5,400	900	1,800	3,565	3,455	1,713	2,864	6,148
May	61,246	29,229	3,056	3,016	1,331	4,941	836	1,676	3,335	3,064	1,663	2,534	6,565
Jun	58,907	28,357	2,847	2,872	2,020	4,859	900	1,717	3,235	2,705	1,662	2,450	5,283
Jul	51,413	23,601	2,404	2,485	1,750	4,351	778	1,566	2,992	2,256	1,592	2,055	5,583
Aug	49,907	21,991	2,134	2,718	1,571	4,641	760	1,544	3,074	2,365	1,674	2,164	5,271
Sep	46,861	18,858	1,616	2,176	1,311	5,421	717	1,437	3,195	2,309	1,775	2,443	5,603
Oct	42,320	15,918	1,365	1,804	1,113	5,312	678	1,300	2,965	2,357	1,721	2,320	5,467
Nov	32,111	9,865	838	1,344	798	4,454	594	1,212	2,415	2,274	1,554	1,832	4,931
Dec	31,497	8,972	719	1,230	820	4,604	607	1,216	2,597	2,209	1,524	1,895	5,104

End of Month	Enlisted Personnel							
	Total	Airplane Maintenance	Aerial Gunner	Other Aircrew	Arma-ment	Communi-cations	Radar	Medical
1944								
Jun	1,129,802	169,414	69,491	12,796	34,815	67,429	12,166	29,826
Sep	1,092,617	190,383	88,220	22,319	42,053	76,783	15,260	32,484
Dec	972,892	179,064	102,966	22,071	37,576	58,610	14,931	23,219
1945								
Jan	944,169	177,212	102,831	23,364	35,787	58,646	14,128	21,659
Feb	914,161	177,310	100,948	23,578	34,997	56,447	13,733	21,159
Mar	888,281	173,968	96,467	23,348	34,050	54,119	14,713	20,905
Apr	881,136	172,786	99,429	23,886	33,329	53,328	14,676	20,897
May	876,395	163,748	113,223	23,065	34,627	49,154	17,050	25,301
Jun	913,812	169,640	120,163	22,893	37,652	51,371	18,043	25,698
Jul	946,941	175,144	115,351	22,520	39,094	52,677	19,655	26,526
Aug	1,008,062	187,167	126,851	21,945	43,557	57,568	22,182	27,181
Sep	895,810	161,571	102,171	20,076	34,239	49,224	19,238	24,069
Oct	686,736	124,738	65,613	14,654	23,052	36,620	14,528	19,527
Nov	493,546	88,265	41,964	10,846	16,154	25,692	11,769	14,861
Dec	392,625	68,581	32,145	8,851	13,503	20,848	10,175	11,331

<sup>a/</sup> Flight Engineers included in "Engineering" and Radar Observers in "Communications" prior to Jan 1945.



Table 17.-- MILITARY PERSONNEL IN CONTINENTAL US, BY SPECIALTY: JUN 1944 TO DEC 1946 -- Continued

End of Month	Enlisted Personnel (Continued)							
	Total	Airplane Maintenance	Aerial Gunner	Other Aircrew	Arma- ment	Communi- cations	Radar	Medical
1946								
Jan	361,364	60,097	26,574	7,130	10,394	15,152	8,359	9,421
Feb	280,100	25,399	13,467	5,097	5,938	8,235	3,613	5,126
Mar	258,323	23,426	12,390	4,703	5,499	7,616	3,335	4,734
Apr	244,677	21,717	9,666	4,255	5,137	6,768	2,592	4,571
May	239,041	19,773	6,570	3,948	4,296	6,096	1,036	4,908
Jun	238,057	19,499	4,190	3,925	3,993	6,911	786	5,849
Jul	241,082	19,444	3,646	4,217	4,191	7,324	860	6,296
Aug	241,588	20,798	3,546	5,276	4,647	7,636	877	6,382
Sep	227,387	21,012	3,336	5,267	4,773	6,915	741	6,531
Oct	229,574	21,868	3,260	5,223	5,961	7,281	879	6,365
Nov	215,083	21,593	3,312	5,216	5,032	7,266	940	5,612
Dec	196,551	20,770	3,136	5,043	5,020	7,277	1,038	5,166

End of Month	Enlisted Personnel (Continued)					
	Supply	Utility and Construction	Automotive	Adminis- trative	Other Specialists	Non- Specialists
1944						
Jun	36,330	13,516	59,728	119,776	341,917	162,598
Sep	38,233	13,610	58,403	127,216	99,436	288,217
Dec	35,081	13,019	53,954	118,889	86,117	227,395
1945						
Jan	34,342	13,001	52,496	115,609	81,989	213,105
Feb	33,989	12,641	51,567	113,308	79,042	195,442
Mar	33,297	13,481	50,155	110,486	75,702	187,590
Apr	34,098	13,740	49,465	110,808	74,314	180,380
May	35,313	17,606	55,190	106,658	76,695	158,765
Jun	35,892	18,291	59,116	107,288	83,627	164,138
Jul	36,899	18,045	63,029	108,651	90,560	178,790
Aug	40,327	19,978	71,174	113,127	97,419	179,586
Sep	32,764	18,184	63,951	94,919	100,302	175,102
Oct	22,656	13,494	45,461	71,525	80,757	154,111
Nov	14,091	9,678	29,845	53,110	48,307	128,964
Dec	10,205	7,363	21,687	41,007	32,501	114,428
1946						
Jan	9,388	5,975	19,950	37,726	30,159	121,039
Feb	7,283	3,809	14,957	26,329	26,736	134,111
Mar	6,719	3,526	13,812	24,294	24,557	123,712
Apr	6,908	3,762	14,085	23,627	22,173	119,416
May	7,102	3,891	15,002	23,922	26,479	116,018
Jun	7,277	3,504	15,038	23,707	27,736	115,642
Jul	7,650	4,219	16,055	24,365	31,491	111,324
Aug	8,863	5,038	18,178	27,606	28,226	104,515
Sep	8,708	4,951	18,180	26,775	24,552	95,646
Oct	8,942	5,118	19,439	27,774	23,388	94,076
Nov	8,826	4,801	19,149	26,129	22,399	84,808
Dec	8,475	4,330	16,689	24,548	21,151	73,908

Table 18.-- MILITARY PERSONNEL IN CONTINENTAL US ASSIGNED TO UNITS, BY TYPE OF UNIT, AND UNASSIGNED, BY FUNCTION: JUN 1944 TO DEC 1946

End of Month	Total	Assigned to Units		Not Assigned to Units			
		Bulk Allotment Units	T/O & E Units	Total	Students and Re-recruits <sup>a/</sup>	Returnee Personnel	Other <sup>b/</sup>
<b>Total</b>							
<b>1944</b>							
Jun. . . . .	1,334,958	791,740	127,431	415,787	354,103	-	61,684
Sep. . . . .	1,313,143	784,388	121,541	407,214	328,709	-	78,505
Dec. . . . .	1,195,320	715,403	103,355	376,562	306,380	30,078	40,104
<b>1945</b>							
Mar. . . . .	1,108,705	699,235	86,442	323,028	262,297	30,309	30,422
Jun. . . . .	1,153,373	682,805	120,247	350,321	262,760	54,694	32,867
Sep. . . . .	1,095,017	611,343	141,476	342,198	223,890	87,693	30,615
Dec. . . . .	503,234	332,717	29,916	140,601	65,367	39,417	35,817
<b>1946</b>							
Mar. . . . .	328,079	177,354	19,926	130,799	80,291	6,538	43,970
Jun. . . . .	296,964	166,376	26,134	104,454	81,167	2,643	20,644
Sep. . . . .	274,248	164,325	28,076	81,847	67,188	2,973	11,686
Dec. . . . .	228,048	134,929	36,728	56,391	42,980	867	12,544
<b>Officers</b>							
<b>1944</b>							
Jun. . . . .	205,156	131,894	14,987	58,275	49,830	-	8,445
Sep. . . . .	220,526	136,236	13,386	70,904	57,223	-	13,681
Dec. . . . .	222,428	128,831	11,838	81,759	63,519	9,910	8,330
<b>1945</b>							
Mar. . . . .	220,424	127,460	9,610	83,354	67,751	9,511	6,092
Jun. . . . .	239,561	128,244	15,396	95,921	70,587	20,328	5,006
Sep. . . . .	199,207	111,964	15,686	71,557	49,510	18,383	3,664
Dec. . . . .	110,609	80,036	8,393	22,180	5,905	13,863	2,412
<b>1946</b>							
Mar. . . . .	69,756	55,470	7,002	7,284	2,406	1,294	3,584
Jun. . . . .	58,907	46,158	6,464	6,285	1,721	1,143	3,421
Sep. . . . .	46,861	38,639	5,086	3,136	2,451	257	428
Dec. . . . .	31,497	23,065	4,998	3,434	2,824	117	493
<b>Enlisted Personnel</b>							
<b>1944</b>							
Jun. . . . .	1,129,802	659,846	112,444	357,512	304,273	-	53,239
Sep. . . . .	1,092,617	648,152	108,155	336,310	271,486	-	64,824
Dec. . . . .	972,892	586,572	91,517	294,803	242,861	20,168	31,774
<b>1945</b>							
Mar. . . . .	888,281	571,775	76,832	239,674	194,546	20,798	24,330
Jun. . . . .	913,812	554,561	104,851	254,400	192,173	34,366	27,861
Sep. . . . .	895,810	499,379	125,790	270,641	174,380	69,310	26,951
Dec. . . . .	392,625	252,681	21,523	118,421	59,462	25,554	33,405
<b>1946</b>							
Mar. . . . .	258,323	121,884	12,924	123,515	77,885	5,244	40,386
Jun. . . . .	238,057	120,218	19,670	98,169	79,446	1,500	17,223
Sep. . . . .	227,387	125,686	22,990	78,711	64,737	2,716	11,258
Dec. . . . .	196,551	111,864	31,730	52,957	40,156	750	12,051

<sup>a/</sup> Includes personnel undergoing on-the-job training and air crew personnel receiving training in aircrew training schools.

<sup>b/</sup> Includes unassigned casual and pool personnel and personnel in overseas replacement depots awaiting shipment.

Table 19.-- MILITARY PERSONNEL IN CONTINENTAL US, BY AIR FORCE OR COMMAND: DEC 1942 TO DEC 1946

End of Month	Total	First Air Force	Second Air Force	Third Air Force	Fourth Air Force	I Troop Carrier Command	Air Training Command	Air Materiel Command	Air Transport Command	AAF Center	Personnel Distribution Command	Other
1942 Dec . . . . .	1,355,028	39,291	100,204	101,164	39,372	23,594	809,910	153,559	30,518	a/20,024	-	37,392
1943 Mar . . . . .	1,721,211	55,638	121,671	138,276	58,131	28,421	944,423	183,809	46,825	32,366	-	111,651
Jun . . . . .	1,764,969	62,782	152,516	164,427	69,792	32,900	867,949	178,326	55,289	40,605	-	140,383
Sep . . . . .	1,766,464	73,306	186,599	155,133	74,358	33,695	857,660	140,631	56,903	40,240	-	147,939
Dec . . . . .	1,638,216	65,616	171,386	153,695	68,164	36,073	830,628	109,502	56,959	33,388	-	112,805
1944 Mar . . . . .	1,504,959	59,884	171,849	141,583	72,292	31,395	746,596	95,576	62,999	22,760	-	100,025
Jun . . . . .	1,334,958	61,328	163,305	139,809	78,135	36,884	600,649	100,738	45,132	20,178	17,787	71,013
Sep . . . . .	1,313,143	55,005	173,759	134,625	79,573	37,862	536,961	101,449	49,921	18,835	57,888	67,265
Dec . . . . .	1,195,320	51,903	156,459	116,437	69,884	32,839	493,693	90,010	49,145	17,730	62,105	55,115
1945 Jan . . . . .	1,165,349	50,686	151,257	114,036	70,744	31,315	487,386	86,709	47,118	17,517	55,327	53,254
Feb . . . . .	1,138,146	68,186	127,911	103,933	80,472	29,587	473,951	82,658	43,325	17,302	62,216	48,605
Mar . . . . .	1,108,705	74,866	115,858	94,773	82,692	26,895	476,830	77,868	42,518	17,952	57,946	40,507
End of Month	Total	Continental Air Forces		Air Training Command	Air Materiel Command	Air Transport Command	AAF Center	Personnel Distribution Command		Other		
1945 Apr . . . . .	1,105,528	388,444		473,021	74,520	40,949	18,505	62,010		48,079		
May . . . . .	1,101,932	384,887		455,467	73,726	50,640	18,932	63,983		54,297		
Jun . . . . .	1,153,373	413,476		438,295	76,469	56,118	18,976	76,137		73,902		
Jul . . . . .	1,185,712	463,151		432,179	83,410	57,247	18,714	74,662		56,349		
Aug . . . . .	1,253,573	503,052		426,500	91,835	59,902	17,519	87,995		66,770		
Sep . . . . .	1,095,017	451,012		361,483	86,767	57,839	18,328	70,955		48,633		
Oct . . . . .	836,070	323,474		277,350	63,795	41,779	15,022	68,354		46,296		
Nov . . . . .	619,602	203,218		201,258	51,606	34,581	10,851	65,964		52,124		
Dec . . . . .	503,234	154,053		159,540	42,281	25,820	9,942	61,147		50,451		
1946 Jan . . . . .	456,567	131,668		154,280	32,505	21,461	9,393	63,487		43,773		
Feb . . . . .	356,980	135,160		131,439	27,176	14,011	6,518	7,242		35,434		
End of Month	Total	Strategic Air Command	Tactical Air Command	Air Defense Command	Air Training Command	Air Materiel Command	Air Transport Command	Air Proving Ground Command	Air University	Personnel Distribution Command	Other	
1946 Mar . . . . .	328,079	84,231	25,574	7,218	7,295	128,742	25,070	21,304	3,867	4,002	20,776	
Apr . . . . .	310,116	40,585	26,768	8,809	7,696	161,406	26,621	21,613	4,007	2,506	10,105	
May . . . . .	300,287	37,426	26,663	10,302	7,987	162,304	24,774	19,076	4,794	1,491	5,470	
Jun . . . . .	296,964	36,893	27,093	11,473	6,769	158,738	22,609	20,148	5,136	271	7,834	
Jul . . . . .	292,495	37,651	24,393	24,608	7,214	142,736	20,150	19,664	4,979	-	11,100	
Aug . . . . .	291,495	38,348	22,807	26,433	7,460	120,087	18,659	34,562	5,302	-	17,837	
Sep . . . . .	274,248	38,278	23,277	24,021	7,973	115,043	18,666	32,603	6,269	-	8,118	
Oct . . . . .	271,894	39,417	26,142	23,562	9,035	112,583	16,785	32,005	7,431	-	4,934	
Nov . . . . .	247,194	39,489	24,880	25,273	8,280	95,069	14,049	27,330	7,347	-	5,477	
Dec . . . . .	228,048	32,190	23,759	25,906	7,416	85,336	13,329	24,364	7,307	-	8,441	

a/ Estimated.

Table 20.-- OFFICERS IN CONTINENTAL US, BY AIR FORCE OR COMMAND: DEC 1942 TO DEC 1946

End of Month	Total	First Air Force	Second Air Force	Third Air Force	Fourth Air Force	I Troop Carrier Command	Air Training Command	Air Materiel Command	Air Transport Command	AAF Center	Personnel Distribution Command	Other
1942 Dec	100,475	4,268	10,343	11,844	4,143	2,677	38,883	13,346	6,536	a/2,256	-	6,179
1943 Mar	136,004	5,404	14,183	16,811	4,978	5,373	50,579	16,957	9,549	2,788	-	9,382
Jun	156,417	5,900	18,231	18,780	6,036	6,241	58,002	18,114	10,547	3,614	-	10,952
Sep	184,075	7,902	29,672	19,858	7,208	6,855	62,626	16,589	11,871	4,152	-	17,342
Dec	193,275	8,856	29,960	23,150	8,755	7,334	67,951	17,145	11,620	3,724	-	14,780
1944 Mar	202,025	10,158	31,172	22,450	11,001	5,772	76,745	15,247	12,654	2,488	-	14,338
Jun	205,156	10,953	28,236	23,294	12,383	7,453	76,623	15,809	11,251	2,392	4,554	12,208
Sep	220,526	10,029	32,094	23,804	13,193	8,908	75,512	16,465	13,032	2,281	11,885	13,323
Dec	222,428	10,833	31,767	22,180	12,267	7,884	79,709	16,705	13,093	2,246	12,859	12,885
1945 Jan	221,180	10,499	30,906	21,141	12,271	7,398	82,001	16,737	12,680	2,437	11,764	13,346
Feb	223,985	14,669	25,791	19,056	14,908	6,938	87,367	16,621	12,286	2,413	11,377	12,559
Mar	220,424	15,228	21,713	16,272	14,980	6,220	92,896	16,187	12,076	2,494	11,462	10,896
End of Month	Total	Continental Air Forces	Air Training Command	Air Materiel Command	Air Transport Command	AAF Center	Personnel Distribution Command	Other				
1945 Apr	224,392	72,616	96,647	16,194	12,225	2,555	12,289	11,866				
May	225,537	71,671	93,865	16,079	15,170	2,541	13,835	12,376				
Jun	239,561	76,152	92,213	15,568	16,252	2,664	21,776	14,936				
Jul	238,771	84,302	87,410	15,501	16,934	2,657	18,674	13,293				
Aug	245,511	88,662	89,852	15,637	17,452	2,431	19,795	11,682				
Sep	199,207	72,101	71,711	14,786	14,797	1,979	14,198	9,635				
Oct	149,334	50,359	48,601	12,694	10,504	1,662	15,314	10,200				
Nov	126,056	40,168	37,053	13,065	9,966	1,859	14,111	9,834				
Dec	110,609	33,263	30,118	11,501	9,870	1,841	14,511	9,505				
1946 Jan	95,203	26,496	27,860	8,756	8,286	1,704	11,152	10,949				
Feb	76,880	26,195	19,888	10,946	7,255	1,554	2,872	8,170				
End of Month	Total	Strategic Air Command	Tactical Air Command	Air Defense Command	Air Training Command	Air Materiel Command	Air Transport Command	Air Proving Ground Command	Air University	Personnel Distribution Command	Other	
1946 Mar	69,756	15,674	8,115	1,546	16,244	10,454	9,851	1,554	691	1,473	4,154	
Apr	65,439	10,927	8,076	1,695	18,512	10,010	9,726	1,566	827	1,001	3,099	
May	61,246	10,406	7,723	1,739	17,884	9,211	8,424	1,546	944	622	2,747	
Jun	58,907	9,173	7,531	1,959	17,960	8,021	8,011	1,136	1,055	51	4,010	
Jul	51,413	8,022	5,265	3,443	13,948	6,773	7,129	1,046	1,087	-	4,700	
Aug	49,907	7,609	4,693	3,745	11,996	6,219	9,805	1,051	1,128	-	3,661	
Sep	46,861	7,144	4,817	3,609	11,642	6,506	8,990	1,015	1,294	-	1,844	
Oct	42,320	6,328	4,511	3,670	10,776	5,215	7,414	899	1,923	-	1,584	
Nov	32,111	5,006	2,874	3,590	7,916	3,544	5,033	601	1,845	-	1,700	
Dec	31,497	4,319	2,736	3,541	7,866	3,428	5,010	544	1,929	-	2,124	

a/ Estimated

Table 2.1.-- ENLISTED PERSONNEL IN CONTINENTAL US, BY AIR FORCE OR COMMAND: DEC 1942 TO DEC 1946

End of Month	Total	First Air Force	Second Air Force	Third Air Force	Fourth Air Force	I Troop Carrier Command	Air Training Command	Air Materiel Command	Air Transport Command	AAF Center	Personnel Distribution Command	Other
1942 Dec . . . . .	1,254,553	35,023	89,861	89,320	35,229	20,917	771,027	140,213	23,982	a/17,768	-	31,213
1943 Mar . . . . .	1,585,207	50,234	107,488	121,465	53,153	23,048	893,844	166,852	37,276	29,578	-	102,269
Jun . . . . .	1,608,552	56,882	134,285	145,647	63,756	26,659	809,947	160,212	44,742	36,991	-	129,431
Sep . . . . .	1,582,389	65,404	156,927	135,275	67,150	26,840	795,034	124,042	45,032	36,088	-	130,597
Dec . . . . .	1,444,941	56,760	141,426	130,545	59,409	28,739	762,677	92,357	45,339	29,664	-	98,025
1944 Mar . . . . .	1,302,934	49,726	140,677	119,133	61,291	25,623	669,851	80,329	50,345	20,272	-	85,687
Jun . . . . .	1,129,802	50,375	135,069	116,515	65,752	29,431	524,026	84,929	33,881	17,786	13,233	58,805
Sep . . . . .	1,092,617	44,976	141,665	110,821	66,380	28,954	461,449	84,984	36,889	16,554	46,003	53,942
Dec . . . . .	972,892	41,070	124,692	94,257	57,617	24,955	413,984	73,305	36,052	15,484	49,246	42,230
1945 Jan . . . . .	944,169	40,187	120,351	92,895	58,473	23,917	405,385	69,972	34,438	15,080	43,563	39,908
Feb . . . . .	914,161	53,517	102,120	84,877	55,564	22,649	386,584	66,037	31,039	14,889	50,839	36,046
Mar . . . . .	888,281	59,638	94,145	78,501	67,712	20,675	383,934	61,681	30,442	15,458	46,484	29,611
End of Month	Total	Continental Air Forces	Air Training Command	Air Materiel Command	Air Transport Command	AAF Center	Personnel Distribution Command	Other				
1945 Apr . . . . .	881,136	315,828	376,374	58,326	28,724	15,950	49,721	36,213				
May . . . . .	876,395	313,216	361,602	57,647	35,470	16,391	50,148	41,921				
Jun . . . . .	913,812	337,324	346,082	60,901	39,866	16,312	54,361	58,966				
Jul . . . . .	946,941	378,849	344,769	67,909	40,313	16,057	55,988	43,056				
Aug . . . . .	1,008,062	414,390	336,648	76,198	42,450	15,088	68,200	55,088				
Sep . . . . .	895,810	378,911	289,772	71,981	43,042	16,349	56,757	38,998				
Oct . . . . .	686,736	273,115	228,749	51,101	31,275	13,360	53,040	36,096				
Nov . . . . .	493,546	163,050	164,205	38,541	24,615	8,992	51,853	42,290				
Dec . . . . .	392,625	120,790	129,422	30,780	15,950	8,101	46,636	40,946				
1946 Jan . . . . .	361,364	105,172	126,420	23,749	13,175	7,689	52,335	32,824				
Feb . . . . .	280,100	108,965	111,551	16,230	6,756	4,964	4,370	27,264				
End of Month	Total	Strategic Air Command	Tactical Air Command	Air Defense Command	Air Training Command	Air Materiel Command	Air Transport Command	Air Proving Ground Command	Air University	Personnel Distribution Command	Other	
1946 Mar . . . . .	258,323	68,557	17,459	5,672	112,498	14,616	11,453	5,741	3,176	2,529	16,622	
Apr . . . . .	244,677	29,658	18,692	7,114	142,894	16,611	11,887	6,130	3,180	1,505	7,006	
May . . . . .	239,041	27,020	18,940	8,563	144,420	15,563	10,652	6,441	3,850	869	2,723	
Jun . . . . .	238,057	27,720	19,562	9,514	140,778	14,588	12,137	5,633	4,081	220	3,824	
Jul . . . . .	241,082	29,629	19,128	21,165	128,788	13,377	12,535	6,168	3,892	-	6,400	
Aug . . . . .	241,588	30,739	18,114	22,688	108,091	12,440	24,757	6,409	4,174	-	14,176	
Sep . . . . .	227,387	31,134	18,460	20,412	103,401	12,160	23,613	6,958	4,975	-	6,274	
Oct . . . . .	229,574	33,089	21,631	19,892	101,807	11,570	24,591	8,136	5,508	-	3,350	
Nov . . . . .	215,083	34,481	22,006	21,683	87,153	10,505	22,297	7,679	5,502	-	3,777	
Dec . . . . .	196,551	27,871	21,023	22,365	77,470	9,901	19,354	6,872	5,378	-	6,317	

a/ Estimated

Table 22.-- WOMEN'S ARMY CORPS PERSONNEL IN CONTINENTAL US, BY AIR FORCE COMMAND: SEP 1943 TO DEC 1946

End of Month	Total	First Air Force	Second Air Force	Third Air Force	Fourth Air Force	I Troop Carrier Command	Air Training Command	Air Materiel Command	Air Transport Command	AAF Center	Personnel Distribution Command	Other	
1943													
Sep . .	15,486	1,443	1,375	1,368	871	770	7,430	394	490	772	-	573	
Dec . .	17,840	1,477	1,599	1,350	1,071	786	8,372	819	576	803	-	987	
1944													
Mar . .	22,144	1,566	2,426	1,642	1,161	858	9,416	1,622	1,126	858	-	1,469	
Jun . .	26,294	1,744	3,147	1,728	1,502	906	9,215	3,228	1,603	946	552	1,723	
Sep . .	29,579	1,793	3,138	2,265	1,895	1,029	9,025	3,223	3,177	916	1,128	1,990	
Dec . .	31,510	1,936	3,430	2,839	2,061	1,048	8,885	3,766	3,131	863	1,540	2,011	
1945													
Jan . .	32,008	1,920	3,528	3,097	2,140	1,046	8,904	3,887	3,095	857	1,572	1,962	
Feb . .	31,945	2,449	3,178	2,702	2,468	1,015	8,806	3,772	3,043	915	1,624	1,973	
Mar . .	31,920	2,706	3,184	2,443	2,456	987	8,770	3,734	3,034	958	1,662	1,986	
End of Month	Total	Continental Air Forces	Air Train-Command	Air Materiel Command	Air Transport Command	AAF Center	Personnel Distribution Command	Other					
1945													
Apr. . . . .	31,484	11,832	8,527	3,593	2,790	935	1,715	2,092					
May. . . . .	31,594	11,691	8,540	3,517	2,873	942	1,676	2,355					
Jun. . . . .	29,989	11,827	7,581	3,332	2,621	913	1,612	2,103					
Jul. . . . .	28,971	12,234	7,235	3,144	2,343	867	1,616	1,532					
Aug. . . . .	26,760	11,446	6,347	2,861	2,378	796	1,714	1,218					
Sep. . . . .	25,148	10,187	6,159	2,685	2,321	740	1,830	1,226					
Oct. . . . .	22,681	9,227	5,824	2,474	1,888	570	1,587	1,111					
Nov. . . . .	15,771	5,787	3,142	2,496	1,515	442	1,473	916					
Dec. . . . .	8,882	3,340	1,749	1,163	796	307	853	674					
1946													
Jan. . . . .	7,771	2,889	1,492	1,265	585	253	719	568					
Feb. . . . .	6,588	2,768	1,428	792	551	224	362	463					
End of Month	Total	Strategic Air Command	Tactical Air Command	Air Defense Command	Air Training Command	Air Materiel Command	Air Transport Command	Air Proving Ground Command	Air University	Personnel Distribution Command	Other		
1946													
Mar . .	5,924	1,497	736	579	1,155	658	749	206	127	181	36		
Apr . .	5,616	1,199	717	583	1,074	880	738	194	127	75	29		
May . .	5,340	1,104	744	536	1,061	828	671	199	112	56	29		
Jun . .	4,601	938	600	458	1,146	613	515	206	94	2	29		
Jul . .	3,861	752	523	401	964	447	488	170	89	-	27		
Aug . .	3,591	707	453	370	888	263	709	103	69	-	29		
Sep . .	2,788	610	336	262	681	206	497	103	64	-	29		
Oct . .	1,994	340	299	201	437	158	413	77	47	-	22		
Nov . .	2,065	349	298	222	433	89	421	90	106	-	57		
Dec . .	2,115	209	299	249	537	73	407	92	112	-	137		

Table 23.-- NEGRO MILITARY PERSONNEL IN CONTINENTAL US, BY AIR FORCE OR COMMAND: SEP 1944 TO DEC 1946

End of Month	Total	First Air Force	Second Air Force	Third Air Force	Fourth Air Force	I Troop Carrier Command	Air Training Command	Air Materiel Command	Air Transport Command	AAF Center	Personnel Distribution Command	Other
1944												
Sep . . .	77,176	5,025	8,904	8,317	4,626	2,305	30,811	12,066	453	1,915	2,679	75
Dec . . .	70,649	4,630	8,250	10,186	4,058	3,211	25,546	10,325	441	1,723	1,912	367
1945												
Jan . . .	70,051	4,804	7,861	13,425	3,782	3,229	24,015	8,626	566	1,664	1,777	302
Feb . . .	69,397	5,901	6,259	15,628	3,765	3,053	22,976	7,621	568	1,392	2,017	217
Mar . . .	69,865	6,913	5,818	15,011	3,781	2,960	23,505	7,423	699	1,515	2,140	100
End of Month	Total	Continental Air Forces	Air Training Command	Air Materiel Command	Air Transport Command	AAF Center	Personnel Distribution Command	Other				
1945												
Apr . . . . .	70,079	33,162	25,312	7,212	749	1,506	2,050	88				
May . . . . .	67,411	31,202	24,568	7,102	1,096	1,484	1,682	277				
Jun . . . . .	68,742	29,902	21,963	7,779	777	1,476	2,607	4,238				
Jul . . . . .	67,126	30,394	21,187	9,533	766	1,475	2,706	1,065				
Aug . . . . .	69,409	31,572	19,803	11,166	839	1,464	3,057	1,508				
Sep . . . . .	68,926	31,906	19,681	11,571	878	1,434	3,432	24				
Oct . . . . .	61,100	25,966	18,620	8,315	660	1,177	3,088	3,274				
Nov . . . . .	48,532	18,684	17,893	6,784	928	895	2,897	451				
Dec . . . . .	43,606	14,737	16,391	5,039	770	804	4,841	1,024				
1946												
Jan . . . . .	41,331	12,662	15,855	3,776	617	837	5,771	1,813				
Feb . . . . .	35,232	15,020	13,676	3,766	410	513	92	1,755				
End of Month	Total	Strategic Air Command	Tactical Air Command	Air Defense Command	Air Training Command	Air Materiel Command	Air Transport Command	Air Proving Ground Command	Air University	Personnel Distribution Command	Other	
1946												
Mar . .	32,406	7,417	3,935	770	13,262	2,589	782	1,503	308	85	1,755	
Apr . .	30,511	2,293	5,803	1,127	14,927	2,854	558	1,708	315	70	856	
May . .	30,871	2,862	6,007	1,330	15,452	2,627	335	1,683	480	64	31	
Jun . .	29,775	3,287	6,226	1,852	14,620	2,175	318	820	477	-	-	
Jul . .	30,759	4,639	6,055	1,704	13,873	2,357	427	1,080	451	-	173	
Aug . .	30,556	4,585	5,705	2,838	12,683	2,092	869	1,070	471	-	243	
Sep . .	29,532	4,962	5,567	2,663	11,244	1,982	1,388	1,054	314	-	358	
Oct . .	27,951	5,309	5,514	2,813	9,749	1,346	1,439	1,048	687	-	46	
Nov . .	24,418	5,839	4,671	2,242	7,469	1,070	1,238	601	582	-	706	
Dec . .	19,852	5,118	3,891	1,780	6,117	800	869	420	547	-	310	

Table 24.-- MILITARY PERSONNEL OVERSEAS, BY SPECIALTY: JUN 1944 TO DEC 1946

Note.--Primary military occupational specialty only. The data below do not equal the sum of those for individual theaters or areas published elsewhere in this volume. Personnel in such areas as Iceland, Bermuda, South America, etc. are included below but not in any individual theater.

End of Month	Officers												
	Total	Pilot	Bombardier	Navigator	Other Aircrew <sup>a/</sup>	Administrative	Armament and Ordnance	Communications	Engineering	Medical	Operations	Supply	Other
1944													
Jun	128,245	44,572	7,312	12,354	126	9,741	4,140	6,195	8,048	5,195	6,475	5,607	18,480
Sep	137,398	49,788	7,214	13,385	116	10,963	4,546	6,190	8,513	5,031	6,590	7,018	18,044
Dec	153,545	57,953	8,058	13,880	115	12,172	4,602	8,626	9,056	5,131	7,102	7,398	19,452
1945													
Jan	156,246	60,014	8,041	14,544	1,116	12,184	4,578	8,522	8,750	5,117	7,259	7,371	18,750
Feb	161,126	61,662	8,079	15,470	1,255	12,482	4,684	8,844	8,765	5,152	7,442	7,458	19,833
Mar	165,492	64,385	8,321	15,752	1,464	12,750	4,624	9,073	9,100	5,162	7,623	7,600	19,638
Apr	163,886	63,870	7,975	15,615	1,579	12,857	4,639	9,382	9,326	5,263	7,801	7,688	17,891
May	162,758	59,224	6,851	12,003	2,646	12,878	4,591	9,180	9,364	5,206	7,861	7,497	25,457
Jun	141,893	52,067	5,244	9,937	2,720	12,213	4,100	8,790	8,928	4,814	6,868	7,230	18,982
Jul	132,498	45,908	4,122	8,932	2,510	11,847	4,005	8,628	8,974	4,699	6,308	7,158	19,407
Aug	122,833	42,700	3,882	8,593	2,824	11,086	3,527	8,046	8,058	4,367	5,894	6,520	17,336
Sep	111,236	35,739	3,288	7,475	2,401	9,421	2,886	6,711	7,300	3,664	5,025	5,493	21,833
Oct	91,892	28,872	2,619	5,550	1,855	8,083	2,318	5,516	6,096	2,977	4,296	4,806	18,904
Nov	74,096	22,448	2,292	4,639	1,527	6,261	1,766	4,632	4,533	2,283	3,139	3,936	16,640
Dec	53,395	16,079	1,550	3,000	1,500	5,461	1,271	3,337	3,262	1,808	2,769	2,835	10,523
1946													
Jan	46,440	14,071	1,342	2,686	1,357	4,332	1,105	2,902	2,837	1,655	2,380	2,466	9,307
Feb	38,363	11,663	1,085	2,222	1,190	3,344	913	2,404	2,350	1,291	1,968	2,037	7,896
Mar	32,530	11,006	1,035	2,127	1,152	2,724	529	1,817	1,840	1,014	970	1,404	6,912
Apr	30,467	10,543	842	1,892	773	2,390	482	1,776	1,821	1,029	873	1,187	6,859
May	27,500	10,808	828	1,812	814	2,156	472	1,549	1,760	932	843	1,064	4,462
Jun	22,826	8,981	628	1,488	679	1,883	376	1,102	1,489	845	699	889	3,767
Jul	21,570	8,777	533	1,296	583	1,883	321	898	1,312	780	702	816	3,669
Aug	18,545	8,314	541	688	511	1,615	315	747	1,086	664	568	738	2,758
Sep	19,130	9,106	623	848	662	1,644	327	856	1,046	617	625	762	2,014
Oct	18,932	7,911	577	776	633	2,002	362	872	1,217	720	769	942	2,151
Nov	18,611	6,891	469	903	557	2,280	388	883	1,318	654	833	1,081	2,354
Dec	18,032	6,579	435	737	538	2,173	377	937	1,283	668	807	1,041	2,457

End of Month	Enlisted Personnel							
	Total	Airplane Maintenance	Aerial Gunner	Other Aircrew	Armament	Communications	Radar	Medical
1944								
Jun	909,089	163,564	57,614	6,370	58,960	83,147	18,287	16,974
Sep	940,740	165,336	57,088	13,643	60,322	71,556	19,320	18,509
Dec	1,010,591	179,414	62,424	18,047	62,061	92,781	22,007	16,069
1945								
Jan	1,023,473	181,749	64,978	20,332	62,077	94,997	22,311	16,167
Feb	1,025,105	181,793	67,935	21,589	61,677	97,029	23,121	16,188
Mar	1,051,645	185,897	69,475	23,125	62,414	100,376	24,800	16,621
Apr	1,060,120	187,579	64,758	24,208	62,374	100,412	26,181	16,662
May	1,045,746	161,506	52,884	22,854	61,722	99,100	26,688	20,409
Jun	986,993	151,378	39,615	23,803	56,590	96,793	24,593	19,742
Jul	943,882	144,087	30,719	22,990	52,694	93,163	23,591	19,308
Aug	876,776	130,782	28,283	23,221	46,285	85,276	21,531	17,569
Sep	786,707	108,036	22,891	19,714	36,842	74,401	17,959	14,481
Oct	625,905	86,470	18,105	14,284	29,349	57,159	15,758	10,828
Nov	506,549	66,132	15,114	10,394	20,757	43,251	11,717	8,367
Dec	332,140	45,979	9,908	8,775	12,508	24,355	7,682	8,203

<sup>a/</sup> Flight Engineers included in "Engineering" and Radar Observers in "Communications" prior to Jan 1945.



Table 24.-- MILITARY PERSONNEL OVERSEAS, BY SPECIALTY: JUN 1944 TO DEC 1946 -- Continued

End of Month	Enlisted Personnel (Continued)							
	Total	Airplane Maintenance	Aerial Gunner	Other Aircrew	Arma- ment	Communi- cations	Radar	Medical
1946								
Jan. . . . .	230,779	31,885	6,990	5,834	7,700	17,102	5,338	4,002
Feb. . . . .	169,262	23,600	5,757	4,242	5,915	12,450	3,915	2,954
Mar. . . . .	139,863	14,220	5,937	2,931	3,112	8,015	1,481	1,509
Apr. . . . .	144,568	14,641	5,363	3,024	2,657	7,734	1,188	1,684
May. . . . .	144,776	15,215	4,942	3,110	2,817	7,504	1,104	1,803
Jun. . . . .	135,725	14,739	4,100	2,950	2,914	6,539	784	1,963
Jul. . . . .	136,561	15,066	3,943	3,110	2,882	7,333	821	2,140
Aug. . . . .	131,812	13,431	3,595	2,214	2,747	7,461	893	1,905
Sep. . . . .	126,292	12,466	3,161	2,094	2,492	7,932	837	1,812
Oct. . . . .	115,976	10,303	2,379	2,008	2,399	7,525	751	1,681
Nov. . . . .	108,155	9,086	2,209	2,010	2,574	7,417	724	1,594
Dec. . . . .	95,341	7,147	1,501	1,932	2,385	6,591	635	1,453

End of Month	Enlisted Personnel (Continued)					
	Supply	Utility and Construction	Automotive	Adminis- trative	Other Specialists	Non- Specialists
1944						
Jun. . . . .	43,086	38,830	122,632	104,990	87,464	107,171
Sep. . . . .	46,012	44,992	126,543	116,969	93,984	106,466
Dec. . . . .	51,811	44,669	132,010	131,325	92,244	105,729
1945						
Jan. . . . .	52,846	45,284	132,576	132,218	93,766	104,172
Feb. . . . .	53,232	45,336	131,568	131,664	93,863	100,110
Mar. . . . .	55,371	46,635	134,538	135,443	93,450	103,500
Apr. . . . .	56,354	49,365	133,922	135,597	98,319	104,389
May. . . . .	61,034	54,349	155,300	136,608	99,322	93,970
Jun. . . . .	59,860	53,498	153,696	130,864	88,652	87,909
Jul. . . . .	58,011	52,637	148,755	126,019	84,985	86,923
Aug. . . . .	52,116	48,673	131,157	118,846	94,655	78,382
Sep. . . . .	44,516	44,331	113,641	98,151	125,337	66,407
Oct. . . . .	35,061	34,324	90,860	79,557	91,956	62,194
Nov. . . . .	25,526	22,867	62,151	57,459	116,421	46,393
Dec. . . . .	16,733	14,993	40,750	38,736	62,801	40,717
1946						
Jan. . . . .	11,626	10,417	28,046	27,046	43,373	31,420
Feb. . . . .	8,527	7,640	20,767	22,583	29,411	21,501
Mar. . . . .	4,635	4,138	14,207	12,654	28,987	38,037
Apr. . . . .	5,043	4,340	15,517	13,622	27,643	42,112
May. . . . .	5,970	5,241	16,209	15,036	23,113	42,712
Jun. . . . .	6,695	5,472	17,327	16,712	20,342	35,188
Jul. . . . .	7,346	6,414	19,206	18,516	18,008	31,776
Aug. . . . .	7,169	6,035	17,766	18,107	21,832	28,657
Sep. . . . .	6,280	5,620	16,795	17,688	17,024	32,091
Oct. . . . .	5,781	5,361	14,595	16,197	14,801	32,195
Nov. . . . .	5,934	5,550	14,392	15,459	13,520	27,686
Dec. . . . .	5,359	4,863	12,813	13,691	11,493	25,478

Table 25.-- MILITARY PERSONNEL OVERSEAS, BY THEATER OR COMMAND: MAR 1943 TO DEC 1946

End of Month	Total	European Theater	Mediterranean Theater	Caribbean Air Command	Pacific Ocean Areas	Far East Air Forces	Twentieth Air Force	China and India-Burma	Alaskan Air Command	Air Transport Command	Other
<b>1943</b>											
Mar. . . . .	324,438	52,298	79,463	33,322	19,416	57,423	-	15,268	18,068	19,643	29,537
Jun. . . . .	432,145	110,440	95,044	26,818	22,690	82,900	-	18,161	19,906	23,264	32,922
Sep. . . . .	555,394	171,959	119,274	29,100	23,758	104,247	-	28,806	20,220	31,149	26,881
Dec. . . . .	735,666	294,385	142,790	24,632	33,095	129,281	-	41,936	19,919	36,616	13,012
<b>1944</b>											
Mar. . . . .	906,335	387,797	162,178	19,529	35,522	151,497	7,004	62,404	16,799	42,832	20,773
Jun. . . . .	1,037,334	436,417	168,776	18,052	52,379	173,168	15,131	71,313	16,177	75,031	10,890
Sep. . . . .	1,078,138	444,176	174,345	13,260	55,746	168,188	28,002	77,665	15,105	92,047	9,604
Dec. . . . .	1,164,136	447,344	167,854	12,613	65,915	173,620	46,417	91,609	11,980	111,755	35,029
<b>1945</b>											
Jan. . . . .	1,179,719	441,405	171,785	13,138	66,741	178,011	52,421	93,655	11,469	113,743	37,351
Feb. . . . .	1,186,231	442,032	167,646	11,623	69,114	178,200	54,560	98,063	11,184	114,049	39,760
Mar. . . . .	1,217,137	457,195	163,963	10,962	73,118	179,603	64,319	97,520	10,941	116,846	42,670
Apr. . . . .	1,224,006	453,329	157,216	10,981	81,625	178,372	72,277	95,985	11,369	119,763	43,089
May. . . . .	1,208,504	443,612	123,584	11,351	89,570	182,633	77,579	95,342	11,570	128,884	44,379
Jun. . . . .	1,128,886	368,064	99,364	12,057	89,943	182,241	79,669	93,610	11,140	147,021	45,777
Jul. . . . .	1,076,380	322,758	81,534	11,884	a/	270,736	94,155	91,363	11,703	147,833	44,414
Aug. . . . .	999,609	271,613	56,563	11,959	a/	263,263	101,465	91,424	11,013	149,299	43,010
Sep. . . . .	897,943	210,785	43,009	10,678	a/	236,189	90,661	84,512	10,452	138,083	53,574
Oct. . . . .	717,797	144,566	23,116	8,386	a/	224,010	73,032	78,170	8,625	95,555	62,337
Nov. . . . .	580,645	108,365	10,083	5,615	a/	201,749	54,144	71,613	6,441	71,255	51,380
End of Month	Total	European Theater	Mediterranean Theater	Caribbean Air Command	Pacific Air Command USA	China Area	Alaskan Air Command	Air Transport Command	Other		
<b>1945</b>											
Dec. . . . .	385,535	67,860	3,512	5,255	173,123	51,964	5,123	50,876	27,822		
<b>1946</b>											
Jan. . . . .	277,219	54,145	2,387	3,027	129,415	23,539	3,958	39,477	21,271		
Feb. . . . .	207,625	52,059	3,039	4,066	88,741	16,411	3,463	27,464	12,382		
Mar. . . . .	172,393	47,554	2,555	4,279	71,959	7,668	2,740	35,015	623		
Apr. . . . .	175,035	50,286	2,944	4,534	76,841	2,826	3,796	33,017	791		
May. . . . .	172,276	54,614	2,701	5,793	71,063	1,437	3,631	32,211	826		
Jun. . . . .	158,551	50,508	2,046	6,967	63,786	922	3,822	29,779	721		
Jul. . . . .	158,131	48,425	959	7,934	65,758	668	4,095	29,599	693		
Aug. . . . .	150,357	49,896	1,036	9,653	64,759	645	4,600	19,170	598		
Sep. . . . .	145,422	49,484	767	10,758	57,251	691	4,618	21,289	564		
Oct. . . . .	134,908	44,373	811	10,300	51,852	445	5,082	21,238	807		
Nov. . . . .	126,766	41,333	-	9,846	50,524	342	4,754	19,190	777		
Dec. . . . .	113,373	33,441	-	8,150	48,704	285	4,367	17,728	698		

a/ Included in Far East Air Forces beginning with July 1945.

Table 26.-- OFFICERS OVERSEAS, BY THEATER OR COMMAND: MAR 1943 TO DEC 1946

End of Month	Total	European Theater	Mediterranean Theater	Caribbean Air Command	Pacific Ocean Areas	Far East Air Forces	Twentieth Air Force	China and India-Burma	Alaskan Air Command	Air Transport Command	Other
<b>1943</b>											
Mar. . . . .	37,209	5,988	9,315	3,208	2,068	6,116	-	1,949	1,961	3,001	3,603
Jun. . . . .	49,457	12,018	11,810	2,734	2,007	8,813	-	2,465	2,022	3,734	3,854
Sep. . . . .	62,254	18,204	14,929	3,088	2,223	10,939	-	3,681	1,847	4,681	2,662
Dec. . . . .	81,072	30,796	17,893	2,650	3,414	13,229	-	4,457	1,847	5,816	970
<b>1944</b>											
Mar. . . . .	104,864	46,565	20,050	2,023	3,887	14,979	572	6,821	1,607	6,734	1,626
Jun. . . . .	128,245	59,073	21,395	1,701	5,553	16,569	2,271	8,186	1,612	11,003	882
Sep. . . . .	137,398	61,611	23,486	1,454	6,095	17,360	2,846	9,892	1,609	12,433	612
Dec. . . . .	153,545	63,757	22,752	1,412	7,214	19,779	5,891	11,645	1,309	16,565	3,221
<b>1945</b>											
Jan. . . . .	156,246	63,077	24,338	1,412	7,161	19,553	6,642	11,930	1,348	17,152	3,633
Feb. . . . .	161,126	65,272	24,120	1,416	7,238	20,026	7,392	12,563	1,299	17,901	3,899
Mar. . . . .	165,492	66,462	23,809	1,450	7,595	20,314	9,101	12,575	1,315	18,699	4,172
Apr. . . . .	163,886	62,904	22,403	1,427	8,966	20,450	10,233	12,593	1,360	19,330	4,220
May. . . . .	162,758	63,633	16,578	1,427	9,614	21,387	10,829	12,386	1,401	21,168	4,335
Jun. . . . .	141,893	45,311	11,479	1,429	9,417	21,168	11,514	12,179	1,354	23,441	4,601
Jul. . . . .	132,498	35,197	9,395	1,400	a/	30,781	14,480	11,706	1,369	23,761	4,389
Aug. . . . .	122,833	28,076	6,542	1,420	a/	29,092	15,914	11,850	1,320	24,253	4,366
Sep. . . . .	111,236	22,779	4,504	1,316	a/	29,793	13,107	10,359	1,244	22,510	5,624
Oct. . . . .	91,892	17,914	2,048	1,102	a/	26,260	10,183	9,796	946	16,104	7,539
Nov. . . . .	74,096	13,523	1,074	1,039	a/	20,994	7,410	9,431	764	12,953	6,908
End of Month	Total	European Theater	Mediterranean Theater	Caribbean Air Command	Pacific Air Command USA	China Area	Alaskan Air Command	Air Transport Command	Other		
<b>1945</b>											
Dec. . . . .	53,395	9,119	444	942	22,883	4,965	710	10,458	3,874		
<b>1946</b>											
Jan. . . . .	46,440	9,113	422	778	20,442	2,532	578	8,870	3,705		
Feb. . . . .	38,363	8,483	247	746	16,593	1,948	529	7,112	2,705		
Mar. . . . .	32,530	8,323	215	713	12,860	1,112	482	8,621	204		
Apr. . . . .	30,467	8,149	199	708	12,081	751	419	7,997	163		
May. . . . .	27,500	7,501	160	722	10,109	458	418	7,994	138		
Jun. . . . .	22,826	6,176	165	749	8,102	361	386	6,775	112		
Jul. . . . .	21,570	5,668	59	1,072	7,897	234	409	6,131	100		
Aug. . . . .	18,545	6,746	72	1,103	6,957	240	466	2,846	115		
Sep. . . . .	19,130	6,579	68	1,177	7,335	286	465	3,140	80		
Oct. . . . .	18,932	6,232	19	1,209	7,732	147	518	2,931	144		
Nov. . . . .	18,611	6,100	-	1,216	7,435	106	574	3,031	149		
Dec. . . . .	18,032	5,399	-	1,175	7,485	94	608	3,114	157		

a/ Included in Far East Air Forces beginning with July 1946.

Table 27.-- ENLISTED PERSONNEL OVERSEAS, BY THEATER OR COMMAND: MAR 1943 TO DEC 1946

End of Month	Total	European Theater	Mediterranean Theater	Caribbean Air Command	Pacific Ocean Areas	Far East Air Forces	Twentieth Air Force	China and India-Burma	Alaskan Air Command	Air Transport Command	Other
<b>1943</b>											
Mar. . .	287,229	46,310	70,148	30,114	17,348	51,307	-	13,319	16,107	16,642	25,934
Jun. . .	382,688	98,422	83,234	24,084	20,683	74,087	-	15,696	17,884	19,530	29,068
Sep. . .	493,140	153,755	104,345	26,012	21,535	93,308	-	25,125	18,373	26,468	24,219
Dec. . .	654,594	263,589	124,897	21,982	29,681	116,052	-	37,479	18,072	30,800	12,042
<b>1944</b>											
Mar. . .	801,471	341,232	142,128	17,506	31,635	134,518	6,432	55,583	15,192	36,098	19,147
Jun. . .	909,089	377,344	147,381	16,351	46,826	156,599	12,860	63,127	14,565	64,028	10,008
Sep. . .	940,740	382,565	150,859	11,806	49,651	150,828	25,156	67,773	13,496	79,614	8,992
Dec. . .	1,010,591	383,587	145,102	11,201	58,701	153,841	40,526	79,964	10,671	95,190	31,808
<b>1945</b>											
Jan. . .	1,023,473	378,328	147,447	11,726	59,580	158,458	45,779	81,725	10,121	96,591	33,718
Feb. . .	1,025,105	376,760	143,526	10,207	61,876	158,174	47,168	85,500	9,885	96,148	35,861
Mar. . .	1,051,645	390,733	140,154	9,512	65,523	159,289	55,218	84,945	9,626	98,147	38,498
Apr. . .	1,060,120	390,425	134,813	9,554	72,659	157,922	62,044	83,392	10,009	100,433	38,869
May. . .	1,045,746	379,979	107,006	9,924	79,956	161,246	66,750	82,956	10,169	107,716	40,044
Jun. . .	986,993	322,753	87,885	10,628	80,526	161,073	68,155	81,431	9,786	123,580	41,176
Jul. . .	943,882	287,561	72,139	10,484	a/	239,955	79,675	79,657	10,314	124,072	40,025
Aug. . .	876,776	243,537	50,021	10,539	a/	234,171	85,551	79,574	9,693	125,046	38,644
Sep. . .	786,707	188,006	38,505	9,362	a/	226,396	77,554	74,153	9,208	115,573	47,950
Oct. . .	625,905	126,652	21,068	7,284	a/	197,750	62,849	68,374	7,679	79,451	54,798
Nov. . .	506,549	94,842	9,009	4,576	a/	180,755	46,734	62,182	5,677	58,302	44,472
<b>1945</b>											
Dec. . . . .		332,140	58,741	3,068	4,313	150,240	46,999	4,413	40,418	23,948	
<b>1946</b>											
Jan. . . . .		230,779	45,032	1,965	2,249	108,973	21,007	3,380	30,607	17,566	
Feb. . . . .		169,262	43,576	2,792	3,320	72,148	14,463	2,934	20,352	9,677	
Mar. . . . .		139,863	39,231	2,340	3,566	59,099	6,556	2,258	26,394	419	
Apr. . . . .		144,568	42,137	2,745	3,826	64,760	2,075	3,377	25,020	628	
May. . . . .		144,776	47,113	2,541	5,071	60,954	979	3,213	24,217	688	
Jun. . . . .		135,725	44,332	1,881	6,218	55,684	561	3,436	23,004	609	
Jul. . . . .		136,561	42,757	900	6,862	57,861	434	3,686	23,468	593	
Aug. . . . .		131,812	43,150	964	8,550	57,802	405	4,134	16,324	483	
Sep. . . . .		126,292	42,905	699	9,581	49,916	405	4,153	18,149	484	
Oct. . . . .		115,976	38,141	792	9,091	44,120	298	4,564	18,307	663	
Nov. . . . .		108,155	35,233	-	8,630	43,089	236	4,180	16,159	628	
Dec. . . . .		95,341	28,042	-	6,975	41,219	191	3,759	14,614	541	

a/ Included in Far East Air Forces beginning with July 1945.

Table 28.-- WOMEN'S ARMY CORPS PERSONNEL OVERSEAS, BY THEATER OR COMMAND: JUN 1944 TO DEC 1946

End of Month	Total	European Theater	Mediterranean Theater	Caribbean Air Command	Pacific Ocean Areas	Far East Air Forces	Twentieth Air Force	China and India-Burma	Alaskan Air Command	Air Transport Command	Other
1944											
Jun . . . . .	3,708	2,488	378	-	-	-	-	-	-	836	6
Sep . . . . .	5,244	2,594	428	-	2	3	-	164	-	1,898	155
Dec . . . . .	6,772	2,683	415	-	3	448	-	267	-	2,708	248
1945											
Jan . . . . .	7,315	2,835	457	-	2	694	-	287	-	2,755	285
Feb . . . . .	7,364	2,709	406	-	2	1,056	-	283	-	2,615	293
Mar . . . . .	7,384	2,670	414	-	4	1,082	-	280	-	2,622	312
Apr . . . . .	7,601	2,646	423	-	4	1,083	1	277	-	2,843	324
May . . . . .	7,537	2,643	411	-	5	1,062	1	275	-	2,819	321
Jun . . . . .	7,366	2,484	297	-	4	1,019	1	268	-	2,902	391
Jul . . . . .	6,982	2,231	236	-	a/	947	5	259	-	2,931	373
Aug . . . . .	6,478	1,998	170	-	a/	884	11	249	-	2,803	363
Sep . . . . .	5,297	1,535	3	-	a/	776	10	287	-	2,391	295
Oct . . . . .	4,671	1,237	-	-	a/	629	9	269	-	2,332	195
Nov . . . . .	2,896	481	-	-	a/	166	8	107	-	1,956	178
End of Month	Total	European Theater	Mediterranean Theater	Caribbean Air Command	Pacific Air Command USA	China Area	Alaskan Air Command	Air Transport Command	Other		
1945											
Dec . . . . .	1,680	252	-	-	11	68	-	1,211	138		
1946											
Jan . . . . .	1,192	191	-	-	4	46	-	833	118		
Feb . . . . .	948	213	-	-	4	30	-	611	90		
Mar . . . . .	821	133	-	-	4	15	-	669	-		
Apr . . . . .	615	171	-	-	6	12	-	426	-		
May . . . . .	529	92	-	-	5	6	-	426	-		
Jun . . . . .	622	235	-	-	5	6	-	376	-		
Jul . . . . .	520	200	-	-	3	-	-	317	-		
Aug . . . . .	198	182	-	-	3	-	-	13	-		
Sep . . . . .	294	273	-	-	3	-	-	18	-		
Oct . . . . .	306	290	-	-	3	-	-	13	-		
Nov . . . . .	288	265	-	-	3	-	-	20	-		
Dec . . . . .	328	236	-	-	73	4	-	15	-		

a/ Included with Far East Air Forces beginning with July 1945.

Table 29.-- NEGRO MILITARY PERSONNEL OVERSEAS, BY THEATER OR COMMAND: SEP 1942 TO DEC 1946

End of Month	Total	European Theater	Mediterranean Theater	Pacific Ocean Areas	Far East Air Forces	Twentieth Air Force	China and India-Burma	Alaskan Air Command	Air Transport Command	Other
1942										
Sep. . . . .	4,982	3,174	1,319	489	-	-	-	-	-	-
Dec. . . . .	10,033	4,457	4,777	799	-	-	-	-	-	-
1943										
Mar. . . . .	16,476	6,738	5,785	2,009	1,944	-	-	-	-	-
Jun. . . . .	24,649	7,151	6,303	2,999	7,133	-	1,063	-	-	-
Sep. . . . .	34,836	10,559	8,237	2,741	10,316	-	2,983	-	-	-
Dec. . . . .	42,579	8,052	11,093	2,349	14,946	-	5,977	-	-	162
1944										
Mar. . . . .	50,448	9,386	12,771	2,376	18,141	1,150	6,454	-	-	170
Jun. . . . .	58,662	10,093	13,379	5,698	22,620	377	6,331	-	-	164
Sep. . . . .	63,552	10,518	12,924	9,248	18,399	2,664	6,965	-	2,666	168
Dec. . . . .	67,157	11,012	13,015	10,262	20,027	647	7,904	165	3,959	166
1945										
Jan. . . . .	67,766	11,283	12,942	10,569	20,192	437	8,088	165	3,925	165
Feb. . . . .	67,332	10,992	12,849	10,797	19,875	429	8,110	168	3,959	153
Mar. . . . .	66,962	11,105	12,016	11,562	19,530	534	7,922	168	3,894	231
Apr. . . . .	68,738	11,794	11,246	13,251	19,366	972	7,825	168	3,953	163
May. . . . .	68,185	12,092	10,239	14,751	18,612	1,279	6,934	168	3,957	153
Jun. . . . .	71,720	11,905	9,715	16,677	19,698	1,028	7,702	164	4,676	155
Jul. . . . .	74,273	12,385	10,593	a/	37,793	859	7,700	157	4,636	150
Aug. . . . .	70,150	7,925	8,260	a/	39,702	1,802	7,642	155	4,519	145
Sep. . . . .	64,521	7,733	4,295	a/	37,230	2,533	6,780	145	5,662	143
Oct. . . . .	55,314	5,238	4,608	a/	33,173	2,632	5,846	117	3,562	138
Nov. . . . .	40,535	2,934	1,496	a/	28,235	2,460	2,463	54	2,723	170
End of Month	Total	European Theater	Mediterranean Theater	Pacific Air Command USA	China Area	Alaskan Air Command	Air Transport Command	Other		
1945										
Dec. . . . .	25,410	2,139	825	18,360	2,779	40	1,131	136		
1946										
Jan. . . . .	19,332	2,198	298	13,866	1,808	-	1,052	110		
Feb. . . . .	13,774	2,391	210	9,665	912	-	596	-		
Mar. . . . .	10,158	2,443	186	6,713	609	-	207	-		
Apr. . . . .	13,387	3,021	1,042	8,377	-	-	947	-		
May. . . . .	14,179	3,480	1,179	8,367	-	-	1,153	-		
Jun. . . . .	13,205	3,701	1,159	7,037	-	-	1,308	-		
Jul. . . . .	14,271	4,214	913	7,979	-	-	1,165	-		
Aug. . . . .	12,581	4,132	974	7,021	-	-	454	-		
Sep. . . . .	11,019	3,719	694	6,111	-	-	495	-		
Oct. . . . .	10,788	3,360	800	5,436	-	712	480	-		
Nov. . . . .	10,534	3,258	-	5,897	-	900	479	-		
Dec. . . . .	10,131	3,237	-	5,571	-	870	452	-		

a/ Included in Far East Air Forces beginning July 1945.

Table 30.-- MILITARY PERSONNEL IN EUROPEAN AREA, BY SPECIALTY: JUN 1944 TO DEC 1946

(Primary military occupational specialty only)

End of Month	Officers												
	Total	Pilot	Bombardier	Navigator	Other Aircrew <sup>a/</sup>	Administrative	Armament and Ordnance	Communications	Engineering	Medical	Operations	Supply	Other
1944													
Jun . . . . .	80,468	30,402	6,002	9,566	32	5,718	2,683	3,398	3,872	2,893	3,317	3,112	9,473
Sep . . . . .	85,097	32,977	5,906	10,252	28	6,130	2,952	3,340	3,911	2,800	3,243	3,792	9,766
Dec . . . . .	86,509	35,963	6,491	9,711	28	6,303	2,823	3,273	3,863	2,630	3,173	3,882	8,369
1945													
Jan . . . . .	87,415	36,421	6,293	9,875	231	6,154	2,810	3,134	3,871	2,565	3,139	3,774	9,148
Feb . . . . .	89,392	37,285	6,241	10,470	331	6,211	2,798	3,267	3,886	2,562	3,133	3,716	9,492
Mar . . . . .	90,271	37,567	6,182	10,173	489	6,264	2,759	3,215	3,933	2,541	3,118	3,680	10,350
Apr . . . . .	85,307	36,467	5,673	9,424	353	6,273	2,732	3,510	3,944	2,465	3,137	3,638	7,691
May . . . . .	80,211	29,964	4,477	6,128	693	5,948	2,489	3,077	3,737	2,324	3,018	3,291	15,065
Jun . . . . .	56,790	21,826	2,821	3,713	695	5,133	2,007	2,598	3,134	1,864	2,304	2,947	7,748
Jul . . . . .	44,592	15,294	1,266	2,125	399	4,755	1,781	2,417	3,021	1,737	2,015	2,859	6,923
Aug . . . . .	34,618	11,102	964	1,521	273	4,013	1,323	1,921	2,426	1,388	1,588	2,212	5,887
Sep . . . . .	27,283	7,208	794	1,023	13	2,718	848	1,174	1,712	888	1,002	1,598	8,305
Oct . . . . .	19,962	5,637	767	608	14	2,326	622	948	1,489	767	844	1,441	4,499
Nov . . . . .	14,597	4,890	702	578	187	1,501	419	635	881	528	465	1,026	2,785
Dec . . . . .	9,563	3,203	459	599	197	808	228	598	584	295	405	508	1,679
1946													
Jan . . . . .	9,535	3,193	458	597	196	806	227	596	583	294	404	506	1,675
Feb . . . . .	8,730	2,924	419	546	180	738	208	546	533	269	370	464	1,533
Mar . . . . .	8,538	3,745	356	531	116	775	148	301	588	199	156	367	1,256
Apr . . . . .	8,348	3,566	316	436	48	672	137	286	577	212	138	336	1,624
May . . . . .	7,661	3,444	279	407	132	585	138	260	563	170	167	312	1,204
Jun . . . . .	6,341	2,772	200	232	120	564	95	220	429	152	110	244	1,203
Jul . . . . .	5,727	2,748	203	196	116	592	90	208	403	146	135	231	659
Aug . . . . .	6,818	3,505	279	202	156	637	116	197	449	163	122	276	716
Sep . . . . .	6,647	3,500	248	221	180	571	118	249	357	154	129	256	664
Oct . . . . .	6,251	2,476	202	127	119	864	152	224	484	209	241	388	765
Nov . . . . .	6,100	1,714	126	252	79	1,094	185	227	547	153	265	491	967
Dec . . . . .	5,399	1,492	93	79	58	984	155	214	487	171	235	462	969

End of Month	Enlisted Personnel							
	Total	Airplane Maintenance	Aerial Gunner	Other Aircrew	Armament	Communications	Radar	Medical
1944								
Jun . . . . .	524,725	100,350	45,709	3,889	39,547	47,416	8,009	9,179
Sep . . . . .	533,424	99,637	44,580	5,351	40,030	41,442	8,607	9,859
Dec . . . . .	528,689	98,795	48,514	6,329	38,831	40,419	9,621	7,654
1945								
Jan . . . . .	525,775	97,977	49,125	6,787	38,324	40,097	9,663	7,569
Feb . . . . .	520,286	96,792	51,457	6,990	37,776	39,817	10,071	7,530
Mar . . . . .	530,887	96,799	51,446	7,280	37,755	40,351	10,870	7,716
Apr . . . . .	525,238	95,914	46,437	7,494	36,982	39,802	11,865	7,504
May . . . . .	486,985	77,832	33,476	5,490	33,708	37,451	11,158	8,856
Jun . . . . .	410,638	63,352	20,390	5,186	27,897	34,193	8,628	7,835
Jul . . . . .	359,700	53,972	10,746	3,998	23,178	30,929	7,230	7,194
Aug . . . . .	293,558	41,078	7,483	3,299	17,552	24,558	5,492	5,768
Sep . . . . .	223,811	23,921	4,707	1,841	8,551	12,734	2,668	2,995
Oct . . . . .	147,720	20,578	3,542	1,424	10,622	10,165	2,525	2,440
Nov . . . . .	103,851	15,292	3,569	1,224	4,238	7,159	2,589	1,903
Dec . . . . .	61,809	8,266	3,342	1,267	2,528	3,572	1,423	1,020

<sup>a/</sup> Flight Engineers included in "Engineering" and Radar Observers in "Communications" prior to Jan 1945.

Table 30.-- MILITARY PERSONNEL IN EUROPEAN AREA, BY SPECIALTY: JUN 1944 TO DEC 1946 -- Continued

End of Month	Enlisted Personnel (Continued)							
	Total	Airplane Maintenance	Aerial Gunner	Other Aircrew	Arma-ment	Communi-cations	Radar	Medical
1946								
Jan. . . . .	46,997	6,133	3,101	963	1,922	2,309	1,086	775
Feb. . . . .	46,368	6,051	3,082	951	1,896	2,255	1,071	765
Mar. . . . .	41,571	6,143	2,991	879	1,227	1,885	805	441
Apr. . . . .	44,882	6,296	3,450	904	1,259	1,859	737	522
May. . . . .	49,654	6,358	2,896	1,008	1,397	1,890	649	566
Jun. . . . .	46,213	5,958	2,375	801	1,210	1,469	247	562
Jul. . . . .	43,657	5,931	2,410	693	1,174	1,665	264	645
Aug. . . . .	44,114	5,706	2,096	730	1,122	1,620	263	666
Sep. . . . .	43,604	5,440	1,711	634	1,100	1,661	274	636
Oct. . . . .	38,933	4,388	1,100	548	1,095	1,427	261	579
Nov. . . . .	35,233	4,008	1,112	540	1,213	1,469	263	559
Dec. . . . .	28,042	2,570	559	473	1,030	1,173	190	484

End of Month	Enlisted Personnel (Continued)					
	Supply	Utility and Construction	Automotive	Adminis-trative	Other Specialists	Non-Specialists
1944						
Jun. . . . .	24,772	16,768	69,698	61,876	40,416	57,096
Sep. . . . .	26,076	18,240	71,362	67,695	45,031	55,514
Dec. . . . .	27,268	17,762	70,857	68,594	43,278	50,767
1945						
Jan. . . . .	27,609	17,870	70,453	68,240	42,797	49,264
Feb. . . . .	27,085	17,495	67,696	66,193	44,935	46,447
Mar. . . . .	28,079	18,017	69,271	68,216	44,225	50,862
Apr. . . . .	28,102	17,926	68,316	66,742	46,430	51,724
May. . . . .	30,614	20,847	72,902	61,468	48,974	44,209
Jun. . . . .	28,644	19,512	68,749	54,287	34,260	37,705
Jul. . . . .	26,163	17,781	62,445	47,920	32,054	36,090
Aug. . . . .	21,042	17,383	49,270	41,355	30,010	29,268
Sep. . . . .	14,286	10,604	31,445	24,335	66,974	18,750
Oct. . . . .	11,760	9,365	27,243	20,173	12,043	15,840
Nov. . . . .	8,223	5,317	18,046	14,064	8,124	14,103
Dec. . . . .	3,109	2,788	7,578	7,009	5,699	14,203
1946						
Jan. . . . .	2,364	2,120	5,762	5,329	4,333	10,800
Feb. . . . .	2,332	2,091	5,685	5,258	4,276	10,655
Mar. . . . .	1,698	1,340	1,336	3,793	3,951	15,082
Apr. . . . .	1,554	1,273	4,822	3,863	3,174	15,169
May. . . . .	1,623	1,654	4,871	3,740	6,555	16,447
Jun. . . . .	1,954	1,220	5,273	4,513	7,990	12,641
Jul. . . . .	2,318	1,464	6,350	5,551	4,145	11,047
Aug. . . . .	2,747	1,684	6,757	5,794	4,121	10,808
Sep. . . . .	2,425	1,717	7,581	5,747	4,142	10,536
Oct. . . . .	2,329	1,638	6,306	5,169	4,603	9,490
Nov. . . . .	2,505	1,718	6,137	4,825	3,596	7,288
Dec. . . . .	2,022	1,372	5,193	3,702	3,429	5,845



Table 31.-- MILITARY PERSONNEL IN CARIBBEAN AREA, BY SPECIALTY: JUN 1944 TO DEC 1946

(Primary military occupational specialty only)

End of Month	Officers												
	Total	Pilot	Bombardier	Navigator	Other Aircrew <sup>a/</sup>	Administrative	Armament and Ordnance	Communications	Engineering	Medical	Operations	Supply	Other
<b>1944</b>													
Jun. . . . .	1,701	370	43	50	2	247	56	136	75	37	120	105	460
Sep. . . . .	1,454	355	40	48	-	249	58	123	72	29	110	141	229
Dec. . . . .	1,412	373	42	51	1	231	52	109	67	23	105	135	223
<b>1945</b>													
Jan. . . . .	1,412	420	49	59	1	218	50	98	75	23	115	167	137
Feb. . . . .	1,416	395	41	54	1	235	47	107	75	26	97	143	195
Mar. . . . .	1,450	398	42	64	1	245	47	111	77	24	91	154	196
Apr. . . . .	1,427	395	43	63	2	236	46	111	70	23	94	145	199
May. . . . .	1,427	408	42	64	1	229	45	121	69	22	85	152	189
Jun. . . . .	1,429	398	43	63	1	216	45	126	71	26	83	168	189
Jul. . . . .	1,400	404	42	62	1	204	43	115	82	22	85	152	188
Aug. . . . .	1,420	404	42	62	1	217	43	119	73	26	89	151	193
Sep. . . . .	1,316	400	43	61	1	184	42	102	63	25	86	138	171
Oct. . . . .	1,102	368	38	60	2	134	32	87	51	16	57	120	137
Nov. . . . .	1,039	328	38	57	1	130	35	73	45	12	57	131	132
Dec. . . . .	942	285	29	59	2	97	22	59	58	29	40	50	212
<b>1946</b>													
Jan. . . . .	778	235	24	49	2	80	19	49	48	24	33	41	174
Feb. . . . .	746	226	23	47	2	76	18	47	46	23	32	32	174
Mar. . . . .	713	289	45	42	2	75	10	40	49	3	19	65	74
Apr. . . . .	708	188	39	31	-	124	9	29	49	6	34	78	121
May. . . . .	722	157	35	30	-	115	11	15	42	4	39	61	213
Jun. . . . .	749	318	33	18	8	92	23	21	37	10	38	52	99
Jul. . . . .	1,072	527	62	41	12	98	25	28	49	18	45	58	109
Aug. . . . .	1,103	542	60	40	12	100	23	31	50	27	45	63	110
Sep. . . . .	1,177	527	48	49	17	119	21	33	63	33	57	76	134
Oct. . . . .	1,209	485	38	47	13	140	22	35	72	44	55	87	171
Nov. . . . .	1,216	467	33	48	15	146	21	40	73	60	52	87	174
Dec. . . . .	1,175	417	27	41	12	149	22	30	79	80	48	88	182

End of Month	Enlisted Personnel							
	Total	Airplane Maintenance	Aerial Gunner	Other Aircrew	Armament	Communications	Radar	Medical
<b>1944</b>								
Jun. . . . .	16,351	2,504	259	27	882	2,731	-	187
Sep. . . . .	11,806	2,311	266	50	767	1,887	-	135
Dec. . . . .	11,201	2,116	273	121	766	1,639	-	101
<b>1945</b>								
Jan. . . . .	11,726	2,198	312	177	762	1,643	-	96
Feb. . . . .	10,205	1,984	271	212	674	1,504	-	46
Mar. . . . .	9,512	1,896	271	216	618	1,455	-	86
Apr. . . . .	9,554	1,949	226	281	628	1,369	-	78
May. . . . .	9,924	1,784	280	189	558	848	638	124
Jun. . . . .	10,638	1,857	270	209	541	825	660	173
Jul. . . . .	10,484	1,813	266	195	532	799	607	213
Aug. . . . .	10,539	1,791	309	189	528	809	620	209
Sep. . . . .	9,362	1,642	292	189	486	726	547	184
Oct. . . . .	7,284	1,294	269	149	366	536	420	131
Nov. . . . .	4,576	869	218	94	211	294	222	90
Dec. . . . .	4,313	563	128	88	176	368	100	71

<sup>a/</sup> Flight Engineers included in "Engineering" and Radar Observers in "Communications" prior to Jan 1945.

Table 31.-- MILITARY PERSONNEL IN CARIBBEAN AREA, BY SPECIALTY: JUN 1944 TO DEC 1946 -- Continued

End of Month	Enlisted Personnel (Continued)							
	Total	Airplane Maintenance	Aerial Gunner	Other Aircraft	Arma- ment	Communi- cations	Radar	Medical
1946								
Jan. . . . .	2,249	293	67	46	92	192	52	37
Feb. . . . .	3,320	433	99	68	136	283	77	55
Mar. . . . .	3,566	726	165	86	59	155	30	13
Apr. . . . .	3,826	852	138	108	78	205	41	23
May. . . . .	5,071	1,035	202	185	129	203	47	43
Jun. . . . .	6,218	1,124	270	267	194	253	64	70
Jul. . . . .	6,862	1,136	280	310	244	265	67	90
Aug. . . . .	8,550	1,282	377	387	330	315	92	152
Sep. . . . .	9,581	1,394	410	398	342	333	104	213
Oct. . . . .	9,091	1,326	410	398	347	340	112	228
Nov. . . . .	8,630	1,285	388	389	375	379	105	200
Dec. . . . .	6,975	1,010	314	357	284	301	82	171

End of Month	Enlisted Personnel (Continued)					
	Supply	Utility and Construction	Automotive	Adminis- trative	Other Specialists	Non- Specialists
1944						
Jun. . . . .	-	193	2,102	2,966	3,213	1,287
Sep. . . . .	-	150	1,647	2,567	951	1,075
Dec. . . . .	-	141	1,607	2,596	991	850
1945						
Jan. . . . .	-	146	1,635	2,582	1,418	757
Feb. . . . .	-	131	1,370	2,381	1,086	546
Mar. . . . .	-	114	1,210	2,240	1,053	353
Apr. . . . .	-	110	1,246	2,241	1,037	389
May. . . . .	807	213	1,271	1,609	1,156	447
Jun. . . . .	852	251	1,369	1,673	1,194	764
Jul. . . . .	831	232	1,340	1,646	1,119	891
Aug. . . . .	832	230	1,348	1,655	1,115	904
Sep. . . . .	741	197	1,187	1,490	963	718
Oct. . . . .	555	160	913	1,177	715	599
Nov. . . . .	322	153	581	647	427	448
Dec. . . . .	217	195	529	489	994	395
1946						
Jan. . . . .	113	101	276	255	519	206
Feb. . . . .	167	150	407	376	765	304
Mar. . . . .	105	70	169	297	386	1,305
Apr. . . . .	196	80	374	472	309	950
May. . . . .	240	140	421	583	413	1,430
Jun. . . . .	385	203	624	869	618	1,277
Jul. . . . .	427	239	799	1,016	701	1,288
Aug. . . . .	553	269	919	1,183	1,328	1,363
Sep. . . . .	644	335	1,099	1,355	1,672	1,282
Oct. . . . .	556	313	1,161	1,261	1,446	1,193
Nov. . . . .	570	355	1,091	1,248	1,096	1,149
Dec. . . . .	505	303	803	1,105	863	877

Table 32.— MILITARY PERSONNEL IN PACIFIC AREA, BY SPECIALTY: JUN 1944 TO DEC 1946

(Primary military occupational specialty only)

End of Month	Officers												
	Total	Pilot	Bombardier	Navigator	Other Aircrew <sup>a/</sup>	Administrative	Arma-ment and Ord-nance	Com-muni-ca-tions	Engi-neer-ing	Medi-cal	Opera-tions	Sup-ply	Other
1944													
Jun. . . . .	24,393	7,012	1,033	2,016	84	1,914	927	1,811	2,275	1,130	1,099	1,170	3,922
Sep. . . . .	26,301	8,072	987	2,264	77	2,102	1,006	1,758	2,594	1,127	1,115	1,490	3,709
Dec. . . . .	32,884	9,795	1,163	2,736	72	2,560	1,158	2,180	3,050	1,106	1,266	1,680	6,118
1945													
Jan. . . . .	33,356	10,660	1,308	3,001	812	2,657	1,172	2,094	2,658	1,143	1,257	1,673	4,921
Feb. . . . .	34,656	10,989	1,398	3,244	833	2,701	1,281	2,107	2,642	1,146	1,301	1,752	5,262
Mar. . . . .	37,010	12,502	1,755	3,739	848	2,830	1,251	2,255	2,921	1,176	1,388	1,867	4,478
Apr. . . . .	39,649	12,807	1,921	4,299	1,036	2,878	1,293	2,242	3,115	1,251	1,477	1,985	5,345
May. . . . .	41,830	13,442	1,996	3,747	1,754	3,134	1,449	2,349	3,327	1,271	1,591	2,073	5,697
Jun. . . . .	42,099	13,603	2,047	3,936	1,836	3,099	1,396	2,386	3,380	1,270	1,583	2,035	5,528
Jul. . . . .	45,261	14,142	2,440	4,315	1,936	3,193	1,543	2,436	3,549	1,281	1,636	2,088	6,702
Aug. . . . .	45,006	14,669	2,526	4,378	2,375	3,148	1,542	2,454	3,296	1,291	1,674	2,096	5,557
Sep. . . . .	44,784	13,586	2,332	3,159	2,861	3,063	1,436	2,455	3,462	1,247	1,444	1,849	7,890
Oct. . . . .	38,639	11,557	1,746	2,617	2,207	2,570	1,181	1,881	2,770	1,010	1,027	1,651	8,422
Nov. . . . .	30,677	8,863	1,524	2,230	3,269	2,041	900	1,405	2,062	708	881	1,277	5,517
Dec. . . . .	22,883	6,834	966	1,432	2,437	1,934	645	1,330	1,498	705	870	1,215	3,017
1946													
Jan. . . . .	20,442	6,194	632	1,280	2,177	1,727	487	1,278	1,249	630	867	1,085	2,836
Feb. . . . .	16,593	5,028	513	1,039	1,767	1,402	395	1,037	1,014	511	704	881	2,302
Mar. . . . .	12,860	3,834	591	902	813	856	272	478	760	352	264	452	3,286
Apr. . . . .	12,081	3,480	439	661	567	735	249	430	790	452	223	392	3,663
May. . . . .	10,109	3,465	457	614	561	662	262	424	806	397	201	369	1,891
Jun. . . . .	8,102	2,739	337	539	468	587	211	308	739	358	155	320	1,341
Jul. . . . .	7,897	2,433	239	384	381	521	151	247	602	335	132	269	2,203
Aug. . . . .	6,957	2,754	180	283	301	505	136	216	439	292	125	251	1,475
Sep. . . . .	7,335	3,508	306	413	408	529	152	250	475	256	156	272	610
Oct. . . . .	7,732	3,595	316	435	425	579	148	280	508	294	170	301	681
Nov. . . . .	7,435	3,355	284	406	393	608	142	281	511	282	176	322	675
Dec. . . . .	7,485	3,310	284	426	389	611	151	316	508	261	171	314	744
End of Month	Enlisted Personnel												
	Total	Airplane Maintenance	Aerial Gunner	Other Aircrew	Arma-ment	Communi-cations	Radar	Medical					
1944													
Jun. . . . .	216,285	32,088	9,303	291	12,951	21,376	6,735	4,089					
Sep. . . . .	225,635	31,977	9,693	2,203	14,000	18,793	7,237	4,385					
Dec. . . . .	253,065	40,689	10,933	3,157	16,088	21,670	8,651	4,163					
1945													
Jan. . . . .	263,817	42,618	12,099	4,272	16,838	22,984	8,826	4,382					
Feb. . . . .	267,218	42,801	12,615	4,653	16,909	22,978	8,956	4,436					
Mar. . . . .	280,030	45,447	13,900	5,341	17,807	24,669	9,493	4,564					
Apr. . . . .	292,625	47,299	14,365	5,859	18,635	25,200	9,788	4,738					
May. . . . .	307,952	41,643	15,290	5,868	21,432	27,462	10,674	5,907					
Jun. . . . .	309,754	41,940	15,171	6,093	21,313	27,545	10,941	5,921					
Jul. . . . .	319,630	44,144	15,995	6,489	22,228	27,672	11,255	6,043					
Aug. . . . .	319,722	43,442	16,455	6,697	21,822	26,871	11,257	5,720					
Sep. . . . .	319,518	42,674	14,938	6,145	22,085	27,397	10,846	5,802					
Oct. . . . .	277,232	33,286	12,304	4,790	17,086	20,677	9,223	4,115					
Nov. . . . .	243,784	25,180	10,049	2,428	12,833	14,995	6,380	2,858					
Dec. . . . .	150,240	19,606	5,477	2,080	7,362	12,£15	3,471	2,479					

<sup>a/</sup> Flight Engineers included in "Engineering" and Radar Observers in "Communications" prior to Jan 1945.

Table 32.-- MILITARY PERSONNEL IN PACIFIC AREA, BY SPECIALTY: JUN 1944 TO DEC 1946 -- Continued

End of Month	Enlisted Personnel (Continued)							
	Total	Airplane Maintenance	Aerial Gunner	Other Aircrew	Arma- ment	Communi- cations	Radar	Medical
1946								
Jan. . . . .	108,973	14,221	3,247	2,234	4,457	9,295	2,517	1,798
Feb. . . . .	72,148	9,415	2,150	1,479	2,950	6,154	1,667	1,190
Mar. . . . .	59,099	2,966	2,122	475	1,489	1,753	306	549
Apr. . . . .	64,760	3,547	1,180	402	1,030	1,809	175	636
May. . . . .	60,954	4,357	1,346	549	1,035	2,136	246	614
Jun. . . . .	55,684	4,470	1,028	549	1,136	2,258	324	665
Jul. . . . .	57,861	4,714	865	545	1,196	2,402	305	732
Aug. . . . .	57,802	4,546	878	584	1,082	2,325	325	710
Sep. . . . .	49,916	3,798	815	533	845	1,934	251	554
Oct. . . . .	44,120	2,814	652	464	766	1,679	190	492
Nov. . . . .	43,089	2,426	536	427	771	1,780	199	508
Dec. . . . .	41,219	2,272	488	423	829	1,830	220	505

End of Month	Enlisted Personnel (Continued)					
	Supply	Utility and Construction	Automotive	Adminis- trative	Other Specialists	Non- Specialists
1944						
Jun. . . . .	8,848	15,440	31,666	20,211	25,476	27,811
Sep. . . . .	9,572	19,057	32,576	23,090	26,762	26,288
Dec. . . . .	10,773	18,835	35,272	28,563	25,849	28,422
1945						
Jan. . . . .	11,173	19,482	35,988	29,049	27,099	29,007
Feb. . . . .	11,742	19,660	36,848	29,693	27,027	28,900
Mar. . . . .	12,622	20,889	38,655	31,084	26,673	28,886
Apr. . . . .	13,378	23,728	39,158	32,357	29,077	29,043
May. . . . .	16,711	23,780	51,082	35,071	25,081	27,951
Jun. . . . .	16,634	23,895	51,165	34,544	27,287	27,305
Jul. . . . .	17,184	24,809	52,797	35,851	27,019	28,144
Aug. . . . .	16,754	21,371	48,608	35,305	38,432	26,988
Sep. . . . .	17,122	24,634	52,097	35,636	32,745	27,397
Oct. . . . .	12,988	18,317	40,651	27,841	52,027	23,927
Nov. . . . .	8,936	12,558	26,003	19,583	85,351	16,630
Dec. . . . .	7,557	6,776	18,419	17,037	33,414	13,747
1946						
Jan. . . . .	5,481	4,915	13,360	12,358	25,119	9,971
Feb. . . . .	3,630	3,254	8,845	8,182	16,631	6,601
Mar. . . . .	1,623	1,674	6,489	3,842	21,460	14,351
Apr. . . . .	2,133	1,994	7,600	4,879	20,641	18,734
May. . . . .	2,929	2,575	8,269	5,907	13,052	17,939
Jun. . . . .	3,099	3,093	8,720	6,371	8,140	15,831
Jul. . . . .	3,388	3,782	9,451	6,728	9,226	14,527
Aug. . . . .	2,967	3,308	8,239	6,809	12,705	13,324
Sep. . . . .	2,239	2,726	6,107	5,855	7,040	17,219
Oct. . . . .	1,914	2,557	5,126	5,156	3,859	18,451
Nov. . . . .	2,039	2,532	5,183	5,382	4,861	16,445
Dec. . . . .	2,016	2,404	4,935	5,336	3,820	16,141

Table 33.-- MILITARY PERSONNEL IN CHINA AREA, BY SPECIALTY: JUN 1944 TO DEC 1946

(Primary military occupational specialty only)-

End of Month	Officers												
	Total	Pilot	Bombardier	Navigator	Other Aircrew <sup>a/</sup>	Administrative	Armament and Ordnance	Communications	Engineering	Medical	Operations	Supply	Other
1944													
Jun . . . . .	8,186	2,620	196	397	7	664	331	430	708	421	349	462	1,601
Sep . . . . .	9,892	3,514	249	488	9	838	333	533	824	423	393	560	1,728
Dec . . . . .	11,645	4,398	326	522	10	981	386	661	900	457	398	680	1,926
1945													
Jan . . . . .	11,930	4,783	362	602	56	967	367	671	901	462	406	722	1,631
Feb . . . . .	12,563	4,661	359	653	65	1,036	375	721	906	487	421	767	2,112
Mar . . . . .	12,575	4,970	305	633	100	1,019	369	716	946	480	427	771	1,839
Apr . . . . .	12,593	4,978	306	659	128	1,006	368	695	936	459	435	776	1,847
May . . . . .	12,386	5,091	308	710	144	985	366	690	913	451	420	763	1,545
Jun . . . . .	12,179	4,975	290	640	128	968	351	667	922	413	391	764	1,670
Jul . . . . .	11,706	4,672	322	640	110	884	344	667	877	402	349	738	1,701
Aug . . . . .	11,850	4,704	306	627	100	901	342	663	827	407	398	734	1,841
Sep . . . . .	10,359	3,642	85	401	217	776	297	567	692	347	300	663	2,372
Oct . . . . .	9,796	4,020	43	325	147	914	299	468	647	324	294	617	1,698
Nov . . . . .	9,431	3,087	7	168	36	696	253	443	547	256	199	630	3,109
Dec . . . . .	4,965	1,504	6	111	25	420	218	310	303	153	211	588	1,116
1946													
Jan . . . . .	2,532	867	5	89	12	214	93	158	155	78	107	184	570
Feb . . . . .	1,948	723	3	50	6	165	46	122	119	60	83	133	438
Mar . . . . .	1,112	337	-	43	-	44	8	17	46	13	24	64	516
Apr . . . . .	751	226	-	35	1	42	8	28	44	8	14	25	320
May . . . . .	458	193	-	27	-	36	5	20	31	3	14	19	110
Jun . . . . .	361	188	-	21	-	29	9	16	32	4	25	15	22
Jul . . . . .	234	122	1	14	-	19	6	10	21	3	16	10	12
Aug . . . . .	240	120	-	14	1	20	6	10	21	3	16	11	18
Sep . . . . .	286	107	-	21	11	-	2	1	3	1	2	2	136
Oct . . . . .	147	100	-	19	12	3	1	1	3	1	2	2	3
Nov . . . . .	106	75	-	16	6	-	-	-	3	1	1	2	2
Dec . . . . .	94	69	-	14	5	-	-	-	1	1	1	1	2

End of Month	Enlisted Personnel							
	Total	Airplane Maintenance	Aerial Gunner	Other Aircrew	Armament	Communications	Radar	Medical
1944								
Jun . . . . .	63,127	9,538	2,061	684	3,898	6,979	706	1,430
Sep . . . . .	67,773	10,943	2,306	1,344	3,946	6,328	917	1,561
Dec . . . . .	79,964	13,891	2,441	1,886	4,870	7,413	1,280	1,408
1945								
Jan . . . . .	81,725	14,271	2,826	2,198	4,749	8,173	1,365	1,427
Feb . . . . .	85,500	14,728	2,712	2,322	4,950	8,892	1,588	1,508
Mar . . . . .	84,945	14,640	2,530	2,508	4,831	8,848	1,789	1,523
Apr . . . . .	83,392	14,398	2,500	2,533	4,712	8,667	1,794	1,477
May . . . . .	82,956	12,256	2,656	2,665	4,554	9,023	1,781	1,885
Jun . . . . .	81,431	12,090	2,530	2,623	4,745	8,849	1,737	1,870
Jul . . . . .	79,657	11,685	2,405	2,597	4,480	8,798	1,761	1,888
Aug . . . . .	79,574	11,700	2,587	2,700	4,324	8,677	1,689	1,859
Sep . . . . .	74,153	9,881	1,654	2,255	4,052	9,915	1,556	1,690
Oct . . . . .	68,374	10,056	1,072	1,851	3,850	6,296	1,328	1,496
Nov . . . . .	62,182	8,291	529	2,248	2,719	5,879	944	1,400
Dec . . . . .	46,999	6,633	401	1,463	1,922	4,009	1,086	775

<sup>a/</sup> Flight Engineers included in "Engineering" and Radar Observers in "Communications" prior to Jan 1945.

Table 33.-- MILITARY PERSONNEL IN CHINA AREA, BY SPECIALTY: JUN 1944 TO DEC 1946 -- Continued'

End of Month	Enlisted Personnel (Continued)							
	Total	Airplane Maintenance	Aerial Gunner	Other Aircrew	Arma-ment	Communi-cations	Radar	Medical
1946								
Jan. . . . .	21,007	3,041	326	431	859	1,792	485	347
Feb. . . . .	14,463	2,087	231	296	592	1,234	334	239
Mar. . . . .	6,556	378	93	33	92	239	64	42
Apr. . . . .	2,075	248	-	102	26	35	24	12
May. . . . .	979	200	2	70	16	33	5	17
Jun. . . . .	561	146	2	82	11	30	1	15
Jul. . . . .	434	113	2	64	9	24	1	12
Aug. . . . .	405	107	1	70	6	24	1	12
Sep. . . . .	405	69	1	49	3	17	-	9
Oct. . . . .	298	70	2	56	4	18	-	11
Nov. . . . .	236	62	1	43	4	16	-	10
Dec. . . . .	191	48	1	32	4	7	-	6

End of Month	Enlisted Personnel (Continued)					
	Supply	Utility and Construction	Automotive	Adminis-trative	Other Specialists	Non-Specialists
1944						
Jun. . . . .	3,088	3,761	8,281	6,849	10,224	5,628
Sep. . . . .	3,425	4,629	9,168	8,225	9,052	5,929
Dec. . . . .	4,828	4,826	11,119	10,514	8,787	6,701
1945						
Jan. . . . .	4,970	4,755	11,207	10,575	8,207	7,002
Feb. . . . .	5,206	4,963	12,350	11,290	7,638	7,353
Mar. . . . .	5,315	4,659	12,052	11,013	8,175	7,062
Apr. . . . .	5,221	4,644	11,767	10,864	8,156	6,659
May. . . . .	5,748	4,567	14,041	10,324	7,500	5,956
Jun. . . . .	5,709	4,558	13,918	10,110	6,948	5,744
Jul. . . . .	5,633	4,453	13,710	9,854	6,892	5,501
Aug. . . . .	5,648	4,456	13,584	9,746	7,409	5,195
Sep. . . . .	5,099	3,994	12,237	8,870	6,892	6,058
Oct. . . . .	4,709	3,197	10,931	8,733	4,803	10,052
Nov. . . . .	4,542	2,396	9,809	7,114	9,920	6,391
Dec. . . . .	2,364	2,073	5,762	5,330	10,881	4,300
1946						
Jan. . . . .	1,057	926	2,575	2,382	4,864	1,922
Feb. . . . .	727	638	1,773	1,640	4,349	323
Mar. . . . .	241	192	516	315	4,166	185
Apr. . . . .	71	18	125	107	1,246	61
May. . . . .	40	6	88	94	355	53
Jun. . . . .	35	4	52	73	77	33
Jul. . . . .	27	3	40	57	57	25
Aug. . . . .	26	4	40	59	33	22
Sep. . . . .	20	3	35	32	146	21
Oct. . . . .	22	3	37	31	22	22
Nov. . . . .	21	3	28	20	14	14
Dec. . . . .	18	3	27	16	18	11

Table 34.-- MILITARY PERSONNEL IN ALASKA, BY SPECIALTY: JUN 1944 TO DEC 1946

(Primary military occupational specialty only)

End of Month	Officers												
	Total	Pilot	Bombardier	Navigator	Other Aircrew <sup>a/</sup>	Administrative	Arma-ment and Ordnance	Com-muni-cations	Engi-neering	Medi-cal	Opera-tions	Sup-ply	Other
1944													
Jun. . . . .	1,612	352	30	30	-	170	54	120	89	59	134	64	510
Sep. . . . .	1,609	411	30	35	-	192	64	130	95	59	138	107	348
Dec. . . . .	1,289	416	30	50	-	111	45	97	52	50	120	76	262
1945													
Jan. . . . .	1,348	423	24	47	-	121	46	98	47	50	126	74	292
Feb. . . . .	1,299	443	28	51	-	122	46	97	49	49	121	80	213
Mar. . . . .	1,315	405	26	54	1	120	44	104	46	49	123	82	261
Apr. . . . .	1,360	397	24	54	8	139	48	109	50	56	120	92	263
May. . . . .	1,401	426	18	64	16	130	47	108	48	56	121	99	268
Jun. . . . .	1,354	409	19	60	14	126	47	106	46	56	123	96	252
Jul. . . . .	1,389	439	25	66	14	124	43	106	50	55	121	94	252
Aug. . . . .	1,320	440	25	60	14	115	38	98	46	50	113	81	240
Sep. . . . .	1,244	411	25	61	12	111	37	89	44	46	99	79	230
Oct. . . . .	946	322	13	29	8	90	29	67	31	38	81	61	177
Nov. . . . .	764	269	13	24	5	97	28	61	36	36	40	73	82
Dec. . . . .	710	255	12	22	15	80	17	54	43	35	30	67	80
1946													
Jan. . . . .	578	211	8	20	12	69	14	46	35	28	25	41	69
Feb. . . . .	529	210	6	18	11	60	13	38	32	26	22	33	60
Mar. . . . .	482	192	9	17	5	47	13	35	24	31	12	39	58
Apr. . . . .	419	189	4	9	3	59	10	20	22	25	10	27	41
May. . . . .	418	173	11	10	32	48	8	15	21	21	11	26	42
Jun. . . . .	386	195	8	8	2	44	7	15	19	17	8	21	42
Jul. . . . .	409	208	9	7	4	43	8	17	18	17	8	25	45
Aug. . . . .	466	259	11	11	5	51	7	11	18	23	11	22	37
Sep. . . . .	465	263	11	13	3	46	7	21	19	21	7	19	35
Oct. . . . .	518	263	10	13	5	49	9	21	18	21	11	21	77
Nov. . . . .	574	304	14	17	5	55	10	23	32	23	12	29	50
Dec. . . . .	608	300	18	14	7	56	19	37	33	23	13	34	54

End of Month	Enlisted Personnel							
	Total	Airplane Maintenance	Aerial Gunner	Other Aircrew	Arma-ment	Communi-cations	Radar	Medical
1944								
Jun. . . . .	14,565	1,805	179	32	598	1,746	876	297
Sep. . . . .	13,496	1,704	181	218	588	1,458	875	325
Dec. . . . .	10,671	1,520	187	247	551	1,337	661	228
1945								
Jan. . . . .	10,121	1,493	169	266	508	1,209	676	227
Feb. . . . .	9,885	1,393	183	280	491	1,158	673	222
Mar. . . . .	9,626	1,384	181	286	489	1,138	676	223
Apr. . . . .	10,009	1,503	191	251	515	1,150	669	250
May. . . . .	10,169	1,317	214	248	474	1,395	679	306
Jun. . . . .	9,786	1,278	206	239	454	1,336	645	288
Jul. . . . .	10,314	1,308	244	238	486	1,323	642	310
Aug. . . . .	9,693	1,131	234	248	452	1,266	630	291
Sep. . . . .	9,208	1,102	211	261	444	1,226	590	281
Oct. . . . .	7,679	940	121	249	353	1,008	505	262
Nov. . . . .	5,677	760	88	182	220	384	133	172
Dec. . . . .	4,413	711	87	120	180	306	102	73

<sup>a/</sup> Flight Engineers included in "Engineering" and Radar Observers in "Communications" prior to Jan 1945.

Table 34.-- MILITARY PERSONNEL IN ALASKA, BY SPECIALTY: JUN 1944 TO DEC 1946 -- Continued

End of Month	Enlisted Personnel (Continued)							
	Total	Airplane Maintenance	Aerial Gunner	Other Aircrew	Arma-ment	Communi-cations	Radar	Medical
1946								
Jan. . . . .	3,380	481	87	73	138	258	78	56
Feb. . . . .	2,934	483	87	60	120	200	68	48
Mar. . . . .	2,258	510	99	43	49	107	30	39
Apr. . . . .	3,377	673	189	58	103	176	19	50
May. . . . .	3,213	619	177	73	98	186	29	50
Jun. . . . .	3,436	679	168	88	114	179	32	55
Jul. . . . .	3,686	657	170	109	131	198	34	62
Aug. . . . .	4,134	667	159	122	163	262	43	66
Sep. . . . .	4,153	649	142	127	165	259	47	71
Oct. . . . .	4,564	562	127	118	154	241	43	68
Nov. . . . .	4,180	394	100	109	185	219	41	73
Dec. . . . .	3,759	303	76	108	213	195	32	59

End of Month	Enlisted Personnel (Continued)					
	Supply	Utility and Construction	Automotive	Adminis-trative	Other Specialists	Non-Specialists
1944						
Jun. . . . .	745	536	1,854	1,608	3,030	1,259
Sep. . . . .	714	519	1,780	1,731	2,347	1,056
Dec. . . . .	544	267	1,169	1,394	1,804	762
1945						
Jan. . . . .	522	185	1,111	1,331	1,720	704
Feb. . . . .	524	208	1,119	1,349	1,567	718
Mar. . . . .	516	193	1,003	1,290	1,681	566
Apr. . . . .	540	207	1,079	1,405	1,679	570
May. . . . .	633	320	1,321	1,373	1,323	566
Jun. . . . .	618	367	1,233	1,320	1,287	515
Jul. . . . .	673	372	1,294	1,365	1,348	711
Aug. . . . .	600	330	1,187	1,299	1,352	673
Sep. . . . .	563	324	1,117	1,218	1,231	640
Oct. . . . .	494	288	969	1,085	862	543
Nov. . . . .	430	201	841	721	1,020	525
Dec. . . . .	222	199	541	500	968	404
1946						
Jan. . . . .	170	149	414	383	784	309
Feb. . . . .	148	132	360	333	577	318
Mar. . . . .	127	85	247	249	210	463
Apr. . . . .	137	180	272	295	238	987
May. . . . .	166	154	287	319	237	818
Jun. . . . .	209	187	341	379	260	745
Jul. . . . .	212	240	382	405	325	761
Aug. . . . .	243	289	456	479	406	779
Sep. . . . .	261	299	488	522	423	700
Oct. . . . .	267	282	486	486	1,100	630
Nov. . . . .	277	469	667	481	543	622
Dec. . . . .	268	377	708	416	398	606



Table 35.-- MILITARY PERSONNEL IN AIR TRANSPORT COMMAND OVERSEAS, BY SPECIALTY: JUN 1944 TO DEC 1946

(Primary military occupational specialty only)

End of Month	Officers												
	Total	Pilot	Bombardier	Navigator	Other Aircrew <sup>a/</sup>	Administrative	Arma-ment and Ordnance	Com-muni-cations	Engi-neering	Medi-cal	Opera-tions	Sup-ply	Other
1944													
Jun. . . . .	11,003	3,719	1	288	1	943	81	228	931	612	1,439	653	2,107
Sep. . . . .	12,433	4,398	2	294	2	1,372	122	255	909	569	1,570	879	2,061
Dec. . . . .	16,565	6,818	4	789	5	1,770	126	272	1,015	846	2,025	900	1,995
1945													
Jan. . . . .	17,152	7,019	3	873	2	1,852	123	281	1,032	852	2,197	917	2,001
Feb. . . . .	17,901	7,549	3	871	2	1,944	130	285	1,040	860	2,344	953	1,920
Mar. . . . .	18,699	8,116	5	927	2	2,027	135	290	1,045	864	2,449	969	1,870
Apr. . . . .	19,330	8,397	6	975	1	2,065	134	312	1,105	977	2,500	969	1,889
May. . . . .	21,168	9,466	8	1,133	2	2,201	178	356	1,164	1,050	2,586	1,034	1,990
Jun. . . . .	23,441	10,440	22	1,374	6	2,433	239	438	1,276	1,154	2,331	1,140	2,588
Jul. . . . .	23,761	10,523	25	1,579	2	2,455	238	419	1,293	1,176	2,029	1,127	2,895
Aug. . . . .	24,253	10,950	16	1,800	2	2,463	225	402	1,287	1,181	1,954	1,134	2,839
Sep. . . . .	22,510	10,109	6	1,671	7	2,334	213	369	1,248	1,090	1,974	1,060	2,429
Oct. . . . .	16,104	6,591	9	1,036	12	1,884	147	292	1,034	808	1,621	814	1,856
Nov. . . . .	12,953	4,666	8	952	10	1,646	122	260	898	732	1,379	714	1,566
Dec. . . . .	10,458	3,767	6	768	7	1,328	98	209	725	591	1,113	576	1,270
1946													
Jan. . . . .	8,870	3,195	5	651	6	1,126	83	177	615	501	944	489	1,078
Feb. . . . .	7,112	2,562	4	522	5	903	67	142	493	402	757	392	863
Mar. . . . .	8,621	2,870	34	604	157	925	75	921	366	413	495	417	1,344
Apr. . . . .	7,997	2,842	44	705	48	752	68	959	335	324	451	329	1,140
May. . . . .	7,994	3,333	44	710	51	708	44	797	295	334	411	277	990
Jun. . . . .	6,775	2,918	48	682	47	594	37	535	257	306	388	252	710
Jul. . . . .	6,131	2,702	17	645	34	609	38	386	216	259	366	223	636
Aug. . . . .	2,846	1,090	10	125	17	301	25	281	106	153	249	115	374
Sep. . . . .	3,140	1,164	9	128	19	364	26	300	124	150	274	137	445
Oct. . . . .	2,931	930	8	115	13	365	29	309	129	150	290	143	450
Nov. . . . .	3,031	916	8	144	12	374	29	309	149	132	327	150	481
Dec. . . . .	3,114	926	9	144	17	370	29	336	170	130	339	142	502

End of Month	Enlisted Personnel							
	Total	Airplane Maintenance	Aerial Gunner	Other Aircrew	Arma-ment	Com-muni-cations	Radar	Medical
1944								
Jun. . . . .	64,028	15,728	38	1,418	832	3,575	211	1,622
Sep. . . . .	79,614	17,176	60	4,436	791	2,096	205	2,105
Dec. . . . .	95,190	20,787	27	6,252	765	2,480	238	2,398
1945								
Jan. . . . .	96,591	21,483	127	6,521	702	2,452	235	2,344
Feb. . . . .	96,148	22,379	338	6,920	679	2,542	237	2,316
Mar. . . . .	98,147	23,513	676	7,239	662	2,577	257	2,347
Apr. . . . .	100,433	24,470	507	7,528	653	2,631	266	2,440
May. . . . .	107,716	24,852	472	8,069	650	2,964	539	3,152
Jun. . . . .	123,580	29,147	537	9,095	1,437	3,737	674	3,478
Jul. . . . .	124,072	29,280	565	9,085	1,573	3,718	727	3,491
Aug. . . . .	125,046	29,804	711	9,697	1,414	3,599	716	3,587
Sep. . . . .	115,573	27,169	669	8,717	1,021	3,083	772	3,410
Oct. . . . .	79,451	18,880	328	5,515	470	2,019	610	2,302
Nov. . . . .	58,302	14,700	312	3,980	336	1,494	497	1,889
Dec. . . . .	40,418	10,200	214	2,757	230	1,035	344	1,306

<sup>a/</sup> Flight Engineers included in "Engineering" and Radar Observers in "communications" prior to Jan 1945.

Table 35.-- MILITARY PERSONNEL IN AIR TRANSPORT COMMAND OVERSEAS, BY SPECIALTY: JUN 1944 TO DEC 1946 --  
Continued

End of Month	Enlisted Personnel (Continued)							
	Total	Airplane Maintenance	Aerial Gunner	Other Aircrew	Arma- ment	Communi- cations	Radar	Medical
1946								
Jan. . . . .	30,607	7,716	162	2,087	174	784	260	989
Feb. . . . .	20,352	5,131	108	1,388	116	521	173	657
Mar. . . . .	26,394	3,470	397	1,401	173	3,803	228	419
Apr. . . . .	25,020	2,867	381	1,429	155	3,604	191	435
May. . . . .	24,217	2,456	291	1,199	132	3,011	123	505
Jun. . . . .	23,004	2,291	209	1,221	140	2,365	113	604
Jul. . . . .	23,468	2,314	194	1,367	121	2,766	145	594
Aug. . . . .	16,324	960	58	303	39	2,905	162	295
Sep. . . . .	18,149	980	58	334	33	3,717	157	323
Oct. . . . .	18,307	1,004	57	400	30	3,807	141	300
Nov. . . . .	16,159	783	48	480	25	3,541	114	239
Dec. . . . .	14,614	823	45	519	24	3,075	111	224

End of Month	Enlisted Personnel (Continued)					
	Supply	Utility and Construction	Automotive	Adminis- trative	Other Specialists	Non- Specialists
1944						
Jun. . . . .	4,075	1,295	7,596	11,543	3,299	13,246
Sep. . . . .	4,950	1,602	8,953	13,628	7,723	15,889
Dec. . . . .	6,980	2,056	10,566	17,608	7,854	17,179
1945						
Jan. . . . .	7,170	2,064	10,787	17,878	8,368	16,460
Feb. . . . .	7,291	2,068	10,671	17,865	7,725	15,117
Mar. . . . .	7,377	2,108	10,627	18,040	7,956	14,768
Apr. . . . .	7,690	2,146	10,749	18,423	8,045	14,885
May. . . . .	5,684	3,892	12,574	22,104	8,760	14,004
Jun. . . . .	6,570	4,227	15,242	24,370	9,836	15,230
Jul. . . . .	6,603	4,381	15,122	24,515	9,967	15,045
Aug. . . . .	6,389	4,404	15,261	24,627	9,994	14,843
Sep. . . . .	6,016	4,192	13,954	22,757	8,935	14,878
Oct. . . . .	4,051	2,713	8,921	16,535	6,170	10,937
Nov. . . . .	2,676	1,982	5,950	12,077	4,382	8,027
Dec. . . . .	1,851	1,370	4,123	8,371	2,955	5,662
1946						
Jan. . . . .	1,402	1,038	3,122	6,339	2,322	4,212
Feb. . . . .	932	690	2,076	4,215	1,545	2,800
Mar. . . . .	836	766	2,057	4,107	2,107	6,630
Apr. . . . .	916	782	2,256	3,912	1,964	6,128
May. . . . .	945	700	2,215	4,349	2,444	5,847
Jun. . . . .	1,028	762	2,329	4,546	2,705	4,691
Jul. . . . .	954	676	2,144	4,714	3,468	4,011
Aug. . . . .	618	472	1,323	3,736	3,179	2,274
Sep. . . . .	677	532	1,452	4,132	3,547	2,207
Oct. . . . .	678	555	1,451	4,042	3,672	2,170
Nov. . . . .	504	453	1,256	3,455	3,338	1,923
Dec. . . . .	513	387	1,120	3,074	2,905	1,794

Table 36.-- OFFICERS AND ENLISTED PERSONNEL TRANSFERRED TO SEPARATION CENTERS, BY CAUSE OF SEPARATION:  
MAY 1945 TO DEC 1946

Year and Month	All Reasons			Readjustment Regulations			Other Reasons <sup>a/</sup>		
	Total	Officers	Enlisted Personnel	Total	Officers	Enlisted Personnel	Total	Officers	Enlisted Personnel
Total . . .	2,086,682	349,919	1,736,763	1,495,905	274,593	1,221,312	590,777	75,326	515,451
<u>Annually</u>									
1945(May-Dec)	1,228,969	220,303	1,008,666	891,498	188,972	702,526	337,471	31,331	306,140
1946 . . . . .	857,713	129,616	728,097	604,407	85,621	518,786	253,306	43,995	209,311
<u>Monthly</u>									
1945 May . . .	16,511	5,379	11,132	14,257	4,699	9,558	2,254	680	1,574
Jun . . .	22,152	5,304	16,848	16,048	4,233	11,815	6,104	1,071	5,033
Jul . . .	30,822	9,837	20,985	19,873	8,252	11,621	10,949	1,585	9,364
Aug . . .	42,030	9,480	32,550	29,528	7,317	22,211	12,502	2,163	10,339
Sep . . .	232,946	57,392	175,554	185,641	53,098	132,543	47,305	4,294	43,011
Oct . . .	354,062	70,031	284,031	255,910	62,213	193,697	98,152	7,818	90,334
Nov . . .	324,425	36,498	287,927	220,665	30,833	189,832	103,760	5,665	98,095
Dec . . .	206,021	26,382	179,639	149,576	18,327	131,249	56,445	8,055	48,390
1946 Jan . . .	190,000	31,037	158,963	148,918	20,522	128,396	41,082	10,515	30,567
Feb . . .	316,735	30,757	285,978	193,499	16,691	176,808	123,236	14,066	109,170
Mar . . .	108,273	14,084	94,189	83,833	9,306	74,527	24,440	4,778	19,662
Apr . . .	55,590	9,938	45,652	40,443	7,028	33,415	15,147	2,910	12,237
May . . .	41,504	7,839	33,665	28,703	5,078	23,625	12,801	2,761	10,040
Jun . . .	29,723	6,929	22,794	19,600	4,005	15,595	10,123	2,924	7,199
Jul . . .	21,739	7,391	14,348	13,383	4,713	8,670	8,356	2,678	5,678
Aug . . .	18,403	4,322	14,081	11,149	3,046	8,103	7,254	1,276	5,978
Sep . . .	10,459	1,611	8,848	7,421	1,178	6,243	3,038	433	2,605
Oct . . .	15,377	5,078	10,299	12,105	3,900	8,205	3,272	1,178	2,094
Nov . . .	31,527	9,555	21,972	29,020	9,111	19,909	2,507	444	2,063
Dec . . .	18,383	1,075	17,308	16,333	1,043	15,290	2,050	32	2,018

<sup>a/</sup> Dependency, hardship, convenience of the Government, etc.Table 37.-- OFFICERS AND ENLISTED PERSONNEL TRANSFERRED TO AAF AND WAR DEPARTMENT SEPARATION CENTERS:  
MAY 1945 TO DEC 1946

Year and Month	All Centers			AAF Centers			War Department Centers		
	Total	Officers	Enlisted Personnel	Total	Officers	Enlisted Personnel	Total	Officers	Enlisted Personnel
Total . . .	2,086,682	349,919	1,736,763	1,119,366	199,792	999,574	887,316	150,127	737,189
<u>Annually</u>									
1945(May-Dec)	1,228,969	220,303	1,008,666	584,322	118,439	465,883	644,647	101,864	542,783
1946 . . . . .	857,713	129,616	728,097	615,044	81,353	533,691	242,669	48,263	194,406
<u>Monthly</u>									
1945 May . . .	16,511	5,379	11,132	1,253	489	764	15,258	4,890	10,368
Jun . . .	22,152	5,304	16,848	1,352	645	707	20,800	4,659	16,141
Jul . . .	30,822	9,837	20,985	1,385	689	696	29,437	9,148	20,289
Aug . . .	42,030	9,480	32,550	1,302	675	627	40,728	8,805	31,923
Sep . . .	232,946	57,392	175,554	61,108	18,521	42,587	171,838	38,871	132,967
Oct . . .	354,062	70,031	284,031	253,879	57,086	196,793	100,183	12,945	87,238
Nov . . .	324,425	36,498	287,927	180,514	24,513	156,001	143,911	11,985	131,926
Dec . . .	206,021	26,382	179,639	83,529	15,821	67,708	122,492	10,561	111,931
1946 Jan . . .	190,000	31,037	158,963	137,203	17,500	119,703	52,797	13,537	39,260
Feb . . .	316,735	30,757	285,978	258,316	23,189	235,127	58,419	7,568	50,851
Mar . . .	108,273	14,084	94,189	70,092	8,274	61,818	38,181	5,810	32,371
Apr . . .	55,590	9,938	45,652	40,425	6,231	34,194	15,165	3,707	11,458
May . . .	41,504	7,839	33,665	26,287	5,082	21,205	15,217	2,757	12,460
Jun . . .	29,723	6,929	22,794	18,565	4,687	13,878	11,158	2,242	8,916
Jul . . .	21,739	7,391	14,348	8,465	2,877	5,588	13,274	4,514	8,760
Aug . . .	18,403	4,322	14,081	10,529	2,088	8,441	7,874	2,234	5,640
Sep . . .	10,459	1,611	8,848	6,526	915	5,611	3,933	696	3,237
Oct . . .	15,377	5,078	10,299	4,158	1,913	2,245	11,219	3,165	8,054
Nov . . .	31,527	9,555	21,972	24,211	8,201	16,010	7,316	1,354	5,962
Dec . . .	18,383	1,075	17,308	10,267	396	9,871	8,116	679	7,437

Table 38.-- MILITARY PERSONNEL SHIPPED OVERSEAS, BY THEATER

(Includes permanent

Year and Quarter	Total	Officers	Enlisted Personnel	Total	Officers	Enlisted Personnel	Total	Officers	Enlisted Personnel
	All Theaters			European Theater			Mediterranean Theater		
Total . . .	1,611,034	288,777	1,322,257	550,623	109,942	440,681	221,718	50,376	171,342
<u>Annually</u>									
1943 . . . . .	506,973	67,738	439,235	226,391	27,086	199,305	94,129	15,569	78,560
1944 . . . . .	636,429	138,142	498,287	223,499	63,116	160,383	109,387	29,342	80,045
1945 . . . . .	318,418	65,888	252,530	58,245	14,761	43,484	15,105	5,409	9,696
1946 . . . . .	149,214	17,009	132,205	42,488	4,979	37,509	3,097	56	3,041
<u>Quarterly</u>									
1943 1st Qtr .	62,371	9,348	53,023	8,633	1,488	7,145	31,269	3,951	27,318
2nd Qtr .	132,295	17,171	115,124	65,259	6,803	58,456	20,905	4,123	16,782
3rd Qtr .	128,939	16,582	112,357	58,689	6,849	51,840	18,742	2,741	16,001
4th Qtr .	183,368	24,637	158,731	93,810	11,946	81,864	23,213	4,754	18,459
1944 1st Qtr .	214,804	33,623	181,181	102,566	17,854	84,712	43,303	7,563	35,740
2nd Qtr .	147,724	35,344	112,380	59,976	18,509	41,467	20,180	6,005	14,175
3rd Qtr .	130,370	33,416	96,954	34,189	14,539	19,650	26,377	8,467	17,610
4th Qtr .	143,531	35,759	107,772	26,768	12,214	14,554	19,827	7,307	12,520
1945 1st Qtr .	123,948	32,016	91,932	38,813	12,228	26,585	12,607	4,507	8,100
2nd Qtr .	97,701	18,678	79,023	4,597	1,718	2,879	2,438	880	1,558
3rd Qtr .	60,580	11,771	48,809	186	110	76	20	13	7
4th Qtr .	36,189	3,423	32,766	14,649	705	13,944	40	9	31
1946 1st Qtr .	45,106	3,639	41,467	19,455	1,026	18,429	3,074	49	3,025
2nd Qtr .	39,757	4,698	35,059	13,691	1,643	12,048	21	5	16
3rd Qtr .	47,206	6,981	40,225	7,941	2,219	5,722	2	2	-
4th Qtr .	17,145	1,691	15,454	1,401	91	1,310	-	-	-
	Far East Air Forces			Twentieth Air Force			China & India-Burma		
Total . . .	251,475	39,444	212,031	79,646	14,057	65,589	129,910	20,386	109,524
<u>Annually</u>									
1943 . . . . .	80,865	10,487	70,378	-	-	-	35,330	4,098	31,232
1944 . . . . .	90,819	13,498	77,321	32,095	4,506	27,589	71,676	10,808	60,868
1945 . . . . .	79,791	15,459	64,332	47,551	9,551	38,000	22,371	5,324	17,047
1946 . . . . .	-	-	-	-	-	-	533	156	377
<u>Quarterly</u>									
1943 1st Qtr .	7,007	1,224	5,783	-	-	-	3,117	635	2,482
2nd Qtr .	21,353	3,007	18,346	-	-	-	3,530	574	2,956
3rd Qtr .	20,503	2,832	17,671	-	-	-	13,304	1,491	11,813
4th Qtr .	32,002	3,424	28,578	-	-	-	15,379	1,398	13,981
1944 1st Qtr .	31,032	3,047	27,985	-	-	-	23,408	2,559	20,849
2nd Qtr .	24,409	3,275	21,134	2,266	1,020	1,246	14,415	2,448	11,967
3rd Qtr .	18,444	3,105	15,339	6,733	365	6,418	11,134	2,361	8,773
4th Qtr .	16,934	4,071	12,863	23,046	3,121	19,925	22,719	3,440	19,279
1945 1st Qtr .	13,574	3,850	9,724	14,956	3,460	11,496	11,749	2,349	9,400
2nd Qtr .	19,393	3,807	15,586	23,229	3,936	19,293	6,590	1,989	4,601
3rd Qtr .	36,617	6,710	29,907	6,523	1,888	4,635	3,783	872	2,911
4th Qtr .	a/10,207	c/1,092	e/ 9,115	e/2,843	c/ 267	c/ 2,576	249	114	135
1946 1st Qtr .	d/	d/	d/	d/	d/	d/	127	3	124
2nd Qtr .	d/	d/	d/	d/	d/	d/	173	6	167
3rd Qtr .	d/	d/	d/	d/	d/	d/	227	141	86
4th Qtr .	d/	d/	d/	d/	d/	d/	6	6	-

a/ Included in Far East Air Forces beginning July 1945.

b/ December only.

c/ October and November only.

d/ Included in Pacific Air Command beginning December 1945.

## OR COMMAND AND BY TYPE OF PERSONNEL: QUARTERLY, 1943 TO 1946

change of station only.)

Total	Officers	Enlisted Personnel	Total	Officers	Enlisted Personnel	Total	Officers	Enlisted Personnel	Year and Quarter
Caribbean Air Command			Pacific Air Command, USA			Pacific Ocean Areas			Total
27,477	3,711	23,766	69,697	8,183	61,514	90,872	11,948	78,924	
7,706	1,578	6,128	-	-	-	21,189	2,826	18,363	<u>Annually</u>
5,030	517	4,513	-	-	-	32,591	4,739	27,852	1943
3,444	621	2,823	4,413	484	3,929	37,092	4,383	32,709	1944
11,297	995	10,302	65,284	7,699	57,585	-	-	-	1945
									1946
									<u>Quarterly</u>
2,488	533	1,955	-	-	-	2,342	623	1,719	1943 1st Qtr
2,185	323	1,862	-	-	-	6,783	495	6,288	2nd Qtr
1,822	462	1,360	-	-	-	1,579	316	1,263	3rd Qtr
1,211	260	951	-	-	-	10,485	1,392	9,093	4th Qtr
714	93	621	-	-	-	5,139	817	4,322	1944 1st Qtr
2,834	78	2,756	-	-	-	13,353	1,580	11,773	2nd Qtr
390	29	361	-	-	-	6,680	1,011	5,669	3rd Qtr
1,092	317	775	-	-	-	7,419	1,331	6,088	4th Qtr
791	178	613	-	-	-	14,577	1,831	12,746	1945 1st Qtr
1,427	189	1,238	-	-	-	22,515	2,552	19,963	2nd Qtr
503	134	369	-	-	-	a/	a/	a/	3rd Qtr
723	120	603	b/ 4,413	b/ 484	b/ 3,929	a/	a/	a/	4th Qtr
3,553	156	3,397	13,693	1,899	11,794	a/	a/	a/	1946 1st Qtr
3,273	283	2,990	14,494	1,773	12,721	a/	a/	a/	2nd Qtr
3,815	464	3,351	26,353	3,218	23,135	a/	a/	a/	3rd Qtr
656	92	564	10,744	809	9,935	a/	a/	a/	4th Qtr
Alaskan Air Command			Air Transport Command			Other Overseas			Total
28,066	3,828	24,238	121,642	23,015	98,627	39,908	3,887	36,021	
12,725	1,603	11,122	18,710	3,703	15,007	9,928	788	9,140	<u>Annually</u>
4,618	800	3,818	53,229	9,241	43,988	13,485	1,575	11,910	1943
3,112	679	2,433	31,076	7,734	23,342	16,218	1,483	14,735	1944
7,611	746	6,865	18,627	2,337	16,290	277	41	236	1945
									1946
									<u>Quarterly</u>
3,771	436	3,335	3,252	374	2,878	539	83	456	1943 1st Qtr
2,928	287	2,641	5,694	1,277	4,417	3,657	281	3,376	2nd Qtr
4,460	656	3,804	5,371	1,732	4,339	3,135	163	2,972	3rd Qtr
1,566	224	1,342	4,393	1,020	3,373	2,597	261	2,336	4th Qtr
1,162	194	968	6,893	1,236	5,657	467	46	421	1944 1st Qtr
767	190	577	7,515	1,836	5,679	4,002	722	3,280	2nd Qtr
1,033	202	831	19,521	2,648	16,873	3,853	487	3,366	3rd Qtr
1,656	214	1,442	19,300	3,521	15,779	5,163	320	4,843	4th Qtr
514	157	357	10,471	2,942	7,529	5,881	513	5,368	1945 1st Qtr
1,180	217	963	11,396	2,957	8,439	4,949	432	4,517	2nd Qtr
767	169	598	8,340	1,577	6,763	3,843	300	3,543	3rd Qtr
651	136	515	869	258	611	1,545	238	1,307	4th Qtr
982	35	947	4,038	444	3,594	184	27	157	1946 1st Qtr
3,239	119	3,120	4,847	864	3,983	19	5	14	2nd Qtr
2,177	337	1,840	6,660	592	6,068	31	8	23	3rd Qtr
1,213	255	958	3,082	437	2,645	43	1	42	4th Qtr

Table 39.-- MILITARY PERSONNEL RETURNED FROM OVERSEAS, BY THEATER OR

(Includes permanent

Year and Quarter	Total	Officers	Enlisted Personnel	Total	Officers	Enlisted Personnel	Total	Officers	Enlisted Personnel
	All Theaters			European Theater			Mediterranean Theater		
Total . . .	1,562,537	248,224	1,314,313	558,481	103,042	455,439	182,039	35,212	146,827
<u>Annually</u>									
1944 (May-Dec)	144,573	39,302	105,271	49,104	18,016	31,088	34,104	10,483	23,621
1945 . . . . .	1,045,601	168,678	876,923	431,789	75,910	355,879	139,099	23,745	115,354
1946 . . . . .	372,363	40,244	332,119	77,588	9,116	68,472	8,836	984	7,852
<u>Quarterly</u>									
1944									
2nd Qtr. . .	21,674	4,884	16,790	4,560	1,552	3,008	5,654	1,359	4,295
3rd Qtr. . .	52,270	15,067	37,203	15,533	6,771	8,762	16,707	5,021	11,686
4th Qtr. . .	70,629	19,351	51,278	29,011	9,693	19,318	11,743	4,103	7,640
1945									
1st Qtr. . .	56,778	15,029	41,749	19,048	7,065	11,983	10,775	2,914	7,861
2nd Qtr. . .	194,074	52,283	141,791	109,635	31,536	78,099	46,709	10,819	35,890
3rd Qtr. . .	289,676	44,891	244,785	141,276	21,295	119,981	52,230	8,045	44,185
4th Qtr. . .	505,073	56,475	448,598	161,830	16,014	145,816	29,385	1,967	27,418
1946									
1st Qtr. . .	227,270	17,598	209,672	37,705	2,962	34,743	4,441	227	4,214
2nd Qtr. . .	56,722	13,364	43,358	16,420	3,653	12,767	1,547	354	1,193
3rd Qtr. . .	38,244	7,017	31,227	8,139	1,542	6,597	813	324	489
4th Qtr. . .	50,127	2,265	47,862	15,324	959	14,365	2,035	79	1,956
	Far East Air Forces			Twentieth Air Force			China & India-Burma		
Total . . .	158,702	25,199	133,503	30,727	6,093	24,634	120,020	16,779	103,241
<u>Annually</u>									
1944 (May-Dec)	19,055	3,649	15,406	309	168	141	8,942	2,227	6,715
1945 . . . . .	139,647	21,550	118,097	30,418	5,925	24,493	64,588	10,133	54,455
1946 . . . . .	-	-	-	-	-	-	46,490	4,419	42,071
<u>Quarterly</u>									
1944									
2nd Qtr. . .	2,494	674	1,820	-	-	-	736	289	447
3rd Qtr. . .	7,677	1,360	6,317	68	35	33	2,543	599	1,944
4th Qtr. . .	8,884	1,615	7,269	241	133	108	5,663	1,339	4,324
1945									
1st Qtr. . .	9,886	1,925	7,961	479	226	253	6,144	1,130	5,014
2nd Qtr. . .	10,428	2,567	7,861	257	85	172	8,409	1,398	7,011
3rd Qtr. . .	24,301	4,461	19,840	1,627	949	678	7,106	1,876	5,230
4th Qtr. . .	c/ 95,032	c/ 12,597	c/ 82,435	c/ 28,055	c/ 4,665	c/ 23,390	42,929	5,729	37,200
1946									
1st Qtr. . .	d/	d/	d/	d/	d/	d/	39,186	3,379	35,807
2nd Qtr. . .	d/	d/	d/	d/	d/	d/	7,037	894	6,143
3rd Qtr. . .	d/	d/	d/	d/	d/	d/	259	141	118
4th Qtr. . .	d/	d/	d/	d/	d/	d/	8	5	3

a/ Included in Far East Air Forces beginning July 1945.

b/ December only.

c/ October and November only.

d/ Included in Pacific Air Command beginning December 1945.

e/ Included in Other Overseas.

## COMMAND AND BY TYPE OF PERSONNEL: QUARTERLY, 2ND QUARTER 1944 TO 1946

change of station only)

Total	Officers	Enlisted Personnel	Total	Officers	Enlisted Personnel	Total	Officers	Enlisted Personnel	Year and Quarter
Caribbean Air Command			Pacific Air Command, USA			Pacific Ocean Areas			Total
13,960	1,336	12,624	281,981	27,063	254,918	7,700	1,614	6,086	
-	-	-	-	-	-	3,297	615	2,682	<u>Annually</u>
6,013	435	5,578	86,031	5,974	80,057	4,403	999	3,404	1944 (May-Dec)
7,947	901	7,046	195,950	21,089	174,861	-	-	-	1945
-	-	-	-	-	-	-	-	-	1946
-	-	-	-	-	-	-	-	-	<u>Quarterly</u>
-	-	-	-	-	-	236	78	158	1944
-	-	-	-	-	-	377	82	295	2nd Qtr
-	-	-	-	-	-	2,684	455	2,229	3rd Qtr
-	-	-	-	-	-	-	-	-	4th Qtr
-	-	-	-	-	-	1,692	390	1,302	1945
-	-	-	-	-	-	2,711	609	2,102	1st Qtr
619	85	534	-	-	-	a/	a/	a/	2nd Qtr
5,394	350	5,044	b/86,031	b/ 5,974	b/ 80,057	a/	a/	a/	3rd Qtr
-	-	-	-	-	-	-	-	-	4th Qtr
3,689	301	3,388	120,955	8,870	112,085	a/	a/	a/	1946
1,171	353	818	23,705	7,050	16,655	a/	a/	a/	1st Qtr
679	126	553	25,717	4,440	21,277	a/	a/	a/	2nd Qtr
2,408	121	2,287	25,573	729	24,844	a/	a/	a/	3rd Qtr
-	-	-	-	-	-	-	-	-	4th Qtr
Alaskan Air Command			Air Transport Command			Other Overseas			Total
23,827	2,172	21,655	26,038	2,980	23,058	159,062	26,734	132,328	
7,303	628	6,675	a/	a/	a/	22,459	3,516	18,943	<u>Annually</u>
10,232	1,015	9,217	a/	a/	a/	133,381	22,992	110,389	1944 (May-Dec)
6,292	529	5,763	26,038	2,980	23,058	3,222	226	2,996	1945
-	-	-	-	-	-	-	-	-	1946
-	-	-	-	-	-	-	-	-	<u>Quarterly</u>
-	-	-	-	-	-	-	-	-	1944
1,038	72	966	a/	a/	a/	6,956	860	6,096	2nd Qtr
1,746	135	1,611	a/	a/	a/	7,619	1,064	6,555	3rd Qtr
4,519	421	4,098	a/	a/	a/	7,884	1,592	6,292	4th Qtr
-	-	-	-	-	-	-	-	-	1945
1,095	103	992	a/	a/	a/	7,659	1,276	6,383	1st Qtr
750	88	662	a/	a/	a/	15,175	5,181	9,994	2nd Qtr
1,287	157	1,130	a/	a/	a/	61,230	8,023	53,207	3rd Qtr
7,100	667	6,433	a/	a/	a/	49,317	8,512	40,805	4th Qtr
-	-	-	-	-	-	-	-	-	1946
3,647	216	3,431	14,606	1,452	13,154	3,041	191	2,850	1st Qtr
582	142	440	6,130	896	5,234	130	22	108	2nd Qtr
486	69	417	2,114	365	1,749	37	10	27	3rd Qtr
1,577	102	1,475	3,188	267	2,921	14	3	11	4th Qtr

Table 40.-- CIVILIAN PERSONNEL IN CONTINENTAL US, BY AIR FORCE OR COMMAND: DEC 1941 TO DEC 1946

End of Month	Total	First Air Force	Second Air Force	Third Air Force	Fourth Air Force	I Troop Carrier Command	Air Training Command	Air Materiel Command	Air Transport Command	AAF Center	Personnel Distribution Command	Other a/
1941 Dec. . .	62,418	b/	b/	b/	b/	b/	b/	b/	b/	b/	b/	b/
1942 Mar. . .	106,603	b/	b/	b/	b/	b/	b/	b/	b/	b/	b/	b/
Jun. . .	160,715	b/	b/	b/	b/	b/	b/	b/	b/	b/	b/	b/
Sep. . .	220,451	b/	b/	b/	b/	b/	b/	b/	b/	b/	b/	b/
Dec. . .	274,980	b/	b/	b/	b/	b/	b/	b/	b/	b/	b/	b/
1943 Mar. . .	328,532	b/	b/	b/	b/	b/	b/	b/	b/	b/	b/	b/
Jun. . .	347,474	192	437	575	378	150	25,321	311,219	1,793	235	-	7,174
Sep. . .	357,671	1,146	2,520	2,585	595	508	24,739	316,796	2,800	515	-	5,467
Dec. . .	345,188	1,243	2,689	2,546	688	503	23,232	305,102	2,611	740	-	5,834
1944 Mar. . .	334,004	5,161	16,448	10,470	3,858	3,263	59,632	211,007	13,516	3,193	-	7,456
Jun. . .	348,503	6,478	17,947	11,095	6,110	3,583	59,490	218,153	14,846	3,332	802	6,667
Sep. . .	339,487	5,460	18,409	11,069	6,402	4,026	59,462	206,307	14,385	3,245	2,202	8,520
Dec. . .	409,850	10,409	29,328	19,029	10,769	5,456	84,785	210,075	19,396	3,918	6,821	9,864
1945 Jan. . .	404,489	10,279	29,261	19,040	10,882	5,463	83,155	205,181	20,285	3,672	7,164	10,107
Feb. . .	403,343	13,670	25,489	16,840	12,678	5,502	81,478	204,765	21,664	3,657	7,618	9,982
Mar. . .	397,726	15,620	24,172	15,209	12,622	5,025	77,506	204,183	22,399	3,602	7,951	9,437
End of Month	Total	Continental Air Forces	Air Training Command	Air Materiel Command	Air Transport Command	AAF Center	Personnel Distribution Command	Other a/				
1945 Apr. . . . .	398,426	71,630	73,705	208,840	22,494	3,565	8,738	9,454				
May. . . . .	394,155	69,341	70,516	209,376	23,361	3,521	8,880	9,160				
Jun. . . . .	393,896	71,997	65,597	209,281	23,940	3,649	10,251	9,181				
Jul. . . . .	387,536	72,823	64,767	203,204	24,449	3,713	10,311	8,269				
Aug. . . . .	361,419	69,086	62,351	185,367	23,752	3,615	9,296	7,952				
Sep. . . . .	318,154	62,336	56,706	156,083	23,201	3,326	9,090	7,412				
Oct. . . . .	293,303	58,030	53,147	141,526	21,790	3,238	8,805	6,767				
Nov. . . . .	262,742	43,576	47,197	132,633	21,359	3,232	8,330	6,415				
Dec. . . . .	233,056	35,930	34,631	123,941	20,037	3,296	8,008	7,213				
1946 Jan. . . . .	213,757	29,297	30,155	116,658	19,245	3,417	5,854	9,131				
Feb. . . . .	204,447	28,345	29,207	112,283	19,437	3,290	3,050	8,835				
End of Month	Total	Strategic Air Command	Tactical Air Command	Air Defense Command	Air Training Command	Air Materiel Command	Air Transport Command	Air Proving Ground Command	Air University	Personnel Distribution Command	Other a/	
1946 Mar. . .	200,105	15,136	10,063	2,452	29,902	110,207	20,883	3,203	1,686	1,520	5,053	
Apr. . .	202,570	13,025	10,322	2,705	32,114	111,914	22,365	3,178	1,788	892	4,267	
May . .	202,270	12,144	10,659	3,460	33,282	112,430	20,086	3,154	2,425	479	4,151	
Jun . .	196,709	11,560	10,332	4,284	31,425	111,085	18,555	2,952	2,421	133	3,962	
Jul . .	187,327	10,690	10,010	7,043	28,441	106,583	16,410	1,775	2,491	-	3,884	
Aug . .	175,821	10,102	9,128	8,697	23,517	102,509	13,732	1,810	2,607	-	3,719	
Sep . .	160,591	9,210	8,409	7,842	21,670	96,456	9,655	1,620	2,313	-	3,416	
Oct . .	145,894	8,526	7,440	7,572	18,784	91,562	5,845	958	1,975	-	3,232	
Nov . .	129,816	6,401	4,164	7,609	13,321	87,833	4,646	650	1,956	-	3,236	
Dec . .	125,233	4,902	3,993	7,541	12,210	86,107	4,405	655	1,934	-	3,486	

a/ Includes Departmental Service and exempted stations.

b/ Not available.

Source: Prior to 1946 - Assistant Chief of Air Staff-1, Deputy AC/AS-1 for Personnel, Policy and Management, Civilian Personnel Division; 1946 - Office of Air Comptroller, Statistical Control Division.



Table 41.-- CIVILIAN PERSONNEL IN CONTINENTAL US -- GRADED AND UNGRADED: SEP 1943 TO DEC 1946

End of Month	Total	Graded					Ungraded	Other s/
		Total	CAF a/	P b/	SP c/	CPC d/		
1943								
Sep . . . . .	357,671	190,360	152,557	4,088	1,894	31,821	167,175	136
Dec . . . . .	345,188	181,291	147,565	3,686	1,809	28,231	163,738	159
1944								
Mar . . . . .	334,004	171,571	142,187	3,458	1,664	24,262	162,369	64
Jun . . . . .	348,503	176,749	145,694	3,379	1,852	25,824	171,663	91
Sep . . . . .	339,487	171,253	141,449	3,175	1,723	24,906	168,123	111
Dec . . . . .	409,850	204,969	157,531	4,481	4,672	38,285	204,762	119
1945								
Jan . . . . .	404,489	201,179	154,676	4,468	4,676	37,359	203,191	119
Feb . . . . .	403,343	200,631	153,950	4,571	4,712	37,398	202,587	125
Mar . . . . .	397,726	197,177	151,134	4,494	4,709	36,840	200,423	126
Apr . . . . .	398,356	198,795	152,784	4,558	4,709	36,744	199,390	171
May . . . . .	394,155	195,353	149,866	4,380	4,641	36,464	198,632	170
Jun . . . . .	393,896	195,261	149,699	4,327	4,646	36,589	198,489	146
Jul . . . . .	387,536	193,654	148,299	4,277	4,748	36,330	193,665	217
Aug . . . . .	361,419	184,089	139,337	4,195	4,669	35,888	177,114	216
Sep . . . . .	318,154	166,194	124,252	3,876	4,256	33,810	151,788	172
Oct . . . . .	293,303	155,071	115,558	3,772	3,902	31,839	138,080	152
Nov . . . . .	262,742	139,956	104,444	3,586	3,502	28,424	122,632	154
Dec . . . . .	233,056	123,118	91,174	3,477	3,154	25,313	109,884	54
1946								
Jan . . . . .	211,892	109,902	80,839	3,459	2,962	22,642	101,905	85
Feb . . . . .	204,428	106,996	76,937	3,560	3,045	21,454	97,337	95
Mar . . . . .	200,085	104,699	77,030	3,726	3,134	20,809	95,313	73
Apr . . . . .	202,553	104,347	76,191	3,899	3,381	20,876	98,131	75
May . . . . .	202,258	102,782	74,797	4,035	3,429	20,521	99,401	75
Jun . . . . .	196,701	99,759	72,585	4,204	3,425	19,545	96,862	80
Jul . . . . .	187,315	96,105	70,299	4,303	3,246	18,257	91,128	82
Aug . . . . .	175,804	91,495	66,807	4,350	3,127	17,211	84,244	65
Sep . . . . .	160,562	83,999	61,612	4,356	2,895	15,136	76,510	53
Oct . . . . .	145,857	76,414	56,297	4,355	2,658	13,104	69,405	38
Nov . . . . .	129,781	67,874	50,366	4,377	2,431	10,700	61,869	38
Dec . . . . .	125,195	64,853	48,243	4,354	2,343	9,913	60,301	41

a/ Clerical, Administrative and Fiscal.  
d/ Crafts, Protective and Custodial.

b/ Professional. c/ Sub-Professional.  
e/ Consultants and Experts. Included only when actually employed.

Table 42.-- CIVILIAN PERSONNEL IN CONTINENTAL US WITH VETERAN PREFERENCE -- ACCESSIONS AND SEPARATIONS AND NUMBER EMPLOYED: 1946

Month	Accessions	Separations	Number Employed End of Month			
			Total	World War II	Other than World War II	Percent of Total Civilians
Jan . . . . .	5,375	6,387	47,056	25,740	21,316	22.21
Feb . . . . .	11,139	5,888	52,307	31,484	20,823	25.59
Mar . . . . .	7,825	4,592	55,540	36,726	18,814	27.76
Apr . . . . .	11,642	4,128	63,054	44,182	18,872	31.13
May . . . . .	9,411	4,281	68,184	47,662	20,522	33.71
Jun . . . . .	5,744	6,329	67,599	48,451	19,148	34.37
Jul . . . . .	6,836	5,914	68,521	50,558	17,963	36.58
Aug . . . . .	3,073	7,411	64,183	47,045	17,138	36.51
Sep . . . . .	2,591	6,122	60,652	44,038	16,614	37.77
Oct . . . . .	4,986	6,407	59,231	43,113	16,118	40.61
Nov . . . . .	2,187	6,056	55,362	39,478	15,884	42.66
Dec . . . . .	2,244	3,295	54,311	39,172	15,139	43.38

Source of above tables: Assistant Chief of Air Staff-1, Deputy AC/AS-1 for Personnel, Policy & Management, Civilian Personnel Division.

Table 43.-- ACCESSIONS AND SEPARATIONS OF CIVILIAN PERSONNEL IN CONTINENTAL US --

(Rates are percents of average number)

Line Number	Year and Quarter or Month	Accessions						
		Rate	Total	New Appointments and Reappointments	Transfer from Other Government Agencies	Transfer from Other War Dept	Return from Military Service	Return from Leave Without Pay
1	Total . . . . .	6.81	873,413	677,824	9,333	147,951	29,705	8,600
2	<u>Annually</u>							
3	1943 (Jul-Dec) . . . . .	7.28	166,595	145,061	2,427	19,107	-	-
4	1944 . . . . .	8.98	383,175	266,304	2,808	109,564	2,166	2,333
5	1945 . . . . .	5.17	224,216	195,774	2,457	14,473	7,210	4,302
6	1946 . . . . .	4.53	99,427	70,685	1,641	4,807	20,329	1,965
7	<u>Quarterly</u>							
8	1943							
9	3rd Qtr . . . . .	9.70	102,015	86,548	1,363	14,104	-	-
10	4th Qtr . . . . .	6.08	64,580	58,513	1,064	5,003	-	-
11	1944							
12	1st Qtr . . . . .	7.08	71,957	65,383	993	5,581	-	-
13	2nd Qtr . . . . .	9.11	94,148	79,538	581	13,383	646	-
14	3rd Qtr . . . . .	6.44	66,689	60,032	680	4,217	628	1,132
15	4th Qtr . . . . .	12.36	150,381	61,351	554	86,383	892	1,201
16	<u>Monthly</u>							
17	1945							
18	Jan . . . . .	5.00	20,215	18,198	322	889	265	541
19	Feb . . . . .	5.35	21,578	19,022	153	1,905	185	313
20	Mar . . . . .	5.06	20,131	18,755	163	631	165	417
21	Apr . . . . .	6.13	24,403	17,725	164	6,073	127	314
22	May . . . . .	5.73	22,580	21,461	138	476	149	356
23	Jun . . . . .	7.06	27,820	26,590	159	513	189	369
24	Jul . . . . .	5.82	22,573	21,365	155	516	189	348
25	Aug . . . . .	4.17	15,073	13,765	251	413	307	337
26	Sep . . . . .	3.74	11,900	9,630	283	1,229	419	339
27	Oct . . . . .	5.88	17,240	14,488	334	1,029	1,054	335
28	Nov . . . . .	4.84	12,716	9,639	111	468	2,047	451
29	Dec . . . . .	3.43	7,987	5,136	224	331	2,114	182
30	1946							
31	Jan . . . . .	5.38	11,411	7,022	234	262	3,704	189
32	Feb . . . . .	6.72	13,738	9,511	153	310	3,579	185
33	Mar . . . . .	7.17	14,343	10,456	185	395	3,111	196
34	Apr . . . . .	7.89	15,975	11,783	223	943	2,914	112
35	May . . . . .	6.56	13,274	10,144	212	705	2,096	117
36	Jun . . . . .	4.42	8,701	6,332	162	682	1,416	109
37	Jul . . . . .	3.28	6,144	4,356	107	403	1,145	133
38	Aug . . . . .	2.75	4,829	3,252	133	425	881	138
39	Sep . . . . .	1.90	3,038	2,043	71	232	560	132
40	Oct . . . . .	2.00	2,912	1,961	79	230	425	217
41	Nov . . . . .	1.65	2,145	1,566	47	88	286	158
42	Dec . . . . .	2.33	2,917	2,259	35	132	212	279

a/ Includes separations because of legal incompetence.

BY CAUSE AND RATE: QUARTERLY, 3RD QUARTER 1943 TO 1944; MONTHLY, 1945 AND 1946

employed during each period.)

Separations											Line Number
Rate	Total	Resignation	Transfer to Other Government Agencies	Transfer to Other War Dept	For Military Service	Retirement and Death a/	Leave Without Pay	Reduction in Force	Removed for Cause	Other	
8.54	1,095,692	627,090	16,894	43,868	42,730	4,446	33,539	177,452	64,802	84,871	1
7.38	168,881	107,237	1,262	6,959	13,640	598	5,798	-	13,472	19,915	2
7.41	318,513	188,543	3,276	18,657	17,998	1,459	9,345	2,817	24,391	52,027	3
9.25	401,010	250,249	7,292	10,031	9,931	1,526	10,520	81,041	22,717	7,703	4
9.44	207,288	81,061	5,064	8,221	1,161	863	7,876	93,594	4,222	5,226	5
											6
											7
											8
8.73	91,818	61,013	579	3,732	8,030	277	3,433	-	7,004	7,750	9
7.26	77,063	46,224	683	3,227	5,610	321	2,365	-	6,468	12,165	10
											11
8.18	83,141	41,855	733	6,243	4,893	363	1,508	-	6,521	21,025	12
7.70	79,649	45,271	771	4,240	4,978	286	1,729	-	6,043	16,331	13
7.31	75,705	50,791	743	4,442	4,549	350	2,906	1,042	5,184	5,698	14
6.58	80,018	50,626	1,029	3,732	3,578	460	3,202	1,775	6,643	8,973	15
											16
											17
6.32	25,576	16,962	392	666	1,066	232	1,166	1,398	2,887	807	18
5.63	22,724	14,477	334	1,370	1,022	144	797	1,850	2,128	622	19
6.47	25,748	16,939	413	631	1,216	148	914	2,495	2,435	557	20
5.97	23,773	16,700	372	524	1,332	135	816	1,354	2,156	384	21
6.79	26,781	18,629	432	448	1,461	127	1,076	1,927	2,291	390	22
7.13	28,079	19,000	428	1,437	1,325	118	910	2,268	2,247	346	23
											24
7.47	28,933	20,226	448	747	1,005	105	991	2,799	2,373	439	24
11.40	41,190	31,475	872	575	530	89	787	4,286	1,888	688	25
17.34	55,165	36,333	1,091	984	293	115	1,306	12,796	1,537	710	26
14.35	42,091	25,547	921	805	301	104	1,156	11,489	1,333	435	27
16.47	43,277	19,369	917	1,122	203	112	315	19,487	806	946	28
16.16	37,673	14,792	672	722	197	97	286	18,892	636	1,379	29
											30
15.37	32,575	12,139	747	866	137	98	539	16,629	609	631	31
10.37	21,202	11,130	575	828	95	98	382	10,041	406	417	32
9.34	18,686	8,098	789	1,536	100	74	307	6,651	412	719	33
6.67	13,507	6,934	504	489	130	74	246	4,326	456	348	34
6.71	13,569	7,087	372	240	115	96	570	4,411	385	293	35
7.25	14,258	6,737	346	896	104	85	275	5,050	372	393	36
											37
8.29	15,530	5,865	305	1,122	119	71	316	6,440	356	936	37
9.30	16,340	6,381	311	464	82	52	571	7,819	298	362	38
11.39	18,280	6,981	327	403	129	54	576	8,844	352	614	39
12.08	17,617	5,048	317	394	70	59	636	10,509	242	342	40
14.04	18,221	4,659	301	425	45	51	2,930	9,526	194	90	41
5.99	7,503	2,592	170	558	35	51	528	3,348	140	81	42

Source: Assistant Chief of Air Staff-1, Deputy AC/AS-1 for Personnel, Policy and Management, Civilian Personnel Division.

Table 44.-- FLYING TRAINING STUDENTS UNDER INSTRUCTION.

(Figures are as of

Course	1939		1940				1941			
	Sep	Dec	Mar	Jun	Sep	Dec	Mar	Jun	Sep	Dec
Total . . . . .	966	1,427	1,609	1,849	2,987	4,491	6,485	6,962	9,125	13,286
Pre-Flight . . . . .	-	-	-	-	-	-	-	-	-	-
<u>Pilot Training - Total</u> . . . . .	966	1,427	1,609	1,849	2,855	4,150	6,485	6,962	9,125	12,122
Primary . . . . .	709	711	688	931	1,727	1,623	3,277	3,017	4,387	6,835
Basic . . . . .	257	493	466	491	674	1,685	1,843	2,297	2,265	3,183
Advanced - Total . . . . .	-	223	455	427	454	842	1,365	1,648	2,473	2,104
Single Engine . . . . .	-	223	455	427	454	842	1,255	1,516	2,275	1,956
Two Engine . . . . .	-	-	-	-	-	-	110	132	198	148
Other . . . . .	-	-	-	-	-	-	-	-	-	-
Transition - Total . . . . .	-	-	-	-	-	-	-	-	-	-
Medium Bombardment . . . . .	-	-	-	-	-	-	-	-	-	-
Heavy Bombardment . . . . .	-	-	-	-	-	-	-	-	-	-
Other . . . . .	-	-	-	-	-	-	-	-	-	-
Liaison - Total . . . . .	-	-	-	-	-	-	-	-	-	-
AAF . . . . .	-	-	-	-	-	-	-	-	-	-
Field Artillery . . . . .	-	-	-	-	-	-	-	-	-	-
Air Transport . . . . .	-	-	-	-	-	-	-	-	-	-
Woman (WASP) . . . . .	-	-	-	-	-	-	-	-	-	-
US Student in British School . . . . .	-	-	-	-	-	-	-	-	-	-
Other . . . . .	-	-	-	-	-	-	-	-	-	-
Bombardier . . . . .	-	-	-	-	82	105	-	-	-	164
Navigation . . . . .	-	-	-	-	50	122	-	-	-	767
Bombardier-Navigation . . . . .	-	-	-	-	-	-	-	-	-	-
<u>Glider Training - Total</u> . . . . .	-	-	-	-	-	-	-	-	-	-
Pilot - Total . . . . .	-	-	-	-	-	-	-	-	-	-
Elementary . . . . .	-	-	-	-	-	-	-	-	-	-
Basic . . . . .	-	-	-	-	-	-	-	-	-	-
Advanced . . . . .	-	-	-	-	-	-	-	-	-	-
Other . . . . .	-	-	-	-	-	-	-	-	-	-
<u>Gunnery Training - Total</u> . . . . .	-	-	-	-	-	-	-	-	-	106
Flexible . . . . .	-	-	-	-	-	-	-	-	-	-
Fixed . . . . .	-	-	-	-	-	-	-	-	-	-
Gunnery Officer . . . . .	-	-	-	-	-	-	-	-	-	106
<u>Instructor Training - Total</u> . . . . .	-	-	-	-	-	-	-	-	-	-
Pilot . . . . .	-	-	-	-	-	-	-	-	-	-
Bombardier . . . . .	-	-	-	-	-	-	-	-	-	-
Navigation . . . . .	-	-	-	-	-	-	-	-	-	-
Gunnery . . . . .	-	-	-	-	-	-	-	-	-	-
Other . . . . .	-	-	-	-	-	-	-	-	-	-
Air Crew Colleges . . . . .	-	-	-	-	-	-	-	-	-	-
Classification and Pools . . . . .	-	-	-	-	-	-	-	-	-	-
Other . . . . .	-	-	-	-	-	114	-	-	-	127

BY TYPE OF COURSE: SEP 1939 TO DEC 1946

end of month.)

1942				1943				Course
Mar	Jun	Sep	Dec	Mar	Jun	Sep	Dec	
23,425	37,375	38,079	83,282	94,114	114,488	223,984	247,959	Total
-	2,693	6,727	25,324	29,872	33,140	35,026	33,947	Pre-Flight
19,548	26,070	31,352	39,080	46,514	54,916	64,152	71,747	<u>Pilot Training - Total</u>
9,678	12,566	15,488	19,480	20,996	24,078	26,189	25,496	Primary
6,056	7,039	8,714	10,998	14,010	14,769	17,869	22,508	Basic
3,814	6,092	6,459	7,078	10,408	11,260	13,321	18,107	Advanced - Total
2,577	3,494	3,337	2,854	3,330	3,603	4,204	5,192	Single Engine
1,237	2,598	3,122	4,224	7,078	7,657	8,935	12,743	Two Engine
-	-	-	-	-	-	182	172	Other
-	373	691	408	590	3,060	4,973	4,518	Transition - Total
-	-	-	-	-	-	-	1,067	Medium Bombardment
-	373	691	408	556	2,284	3,879	3,451	Heavy Bombardment
-	-	-	-	34	776	1,094	-	Other
-	-	-	-	320	525	684	432	Liaison - Total
-	-	-	-	120	125	155	183	AAF
-	-	-	-	200	400	529	249	Field Artillery
-	-	-	206	-	-	-	-	Air Transport
-	-	-	-	-	476	437	406	Woman (WASP)
-	-	-	-	-	251	250	280	US Student in British School
-	-	-	910	190	497	429	-	Other
896	1,465	-	1,780	3,670	4,430	2,731	405	Bombardier
1,760	1,848	-	1,694	1,796	8,306	7,797	8,301	Navigation
-	-	-	632	-	-	2,426	6,238	Bombardier-Navigation
48	2,651	-	5,246	1,426	205	232	138	<u>Glider Training - Total</u>
48	155	-	5,246	1,426	205	232	138	Pilot - Total
-	155	-	2,714	204	-	-	-	Elementary
-	-	-	1,962	884	-	-	-	Basic
48	-	-	570	338	205	232	138	Advanced
-	2,496	-	-	-	-	-	-	Other
1,081	2,534	-	9,526	10,766	11,552	15,987	18,205	<u>Gunnery Training - Total</u>
1,081	2,534	-	9,526	10,766	11,552	15,923	18,161	Flexible
-	-	-	-	-	-	64	44	Fixed
-	-	-	-	-	-	-	-	Gunnery Officer
-	-	-	-	-	1,826	1,951	3,548	<u>Instructor Training - Total</u>
-	-	-	-	-	1,291	1,224	2,240	Pilot
-	-	-	-	-	200	297	270	Bombardier
-	-	-	-	-	-	-	118	Navigation
-	-	-	-	-	335	345	633	Gunnery
-	-	-	-	-	-	85	287	Other
-	-	-	-	-	-	60,949	68,109	Air Crew Colleges
-	-	-	-	-	-	32,733	33,154	Classification and Pools
92	114	-	-	70	113	-	4,167	Other

Table 44.-- FLYING TRAINING STUDENTS UNDER INSTRUCTION, BY TYPE OF COURSE: SEP 1939 TO DEC 1946 -- Continued

Course	1944				1945				1946			
	Mar	Jun	Sep	Dec	Mar	Jun	Sep	Dec	Mar	Jun	Sep	Dec
Total . . . . .	227,761	159,918	132,845	105,787	44,467	29,793	7,871	1,385	639	596	894	787
Pre-Flight . . . . .	26,857	23,664	11,197	2,686	4,366	525	668	-	-	-	-	-
<u>Pilot Training - Total</u> . . . . .	68,963	54,808	43,129	27,130	19,286	10,014	2,647	888	603	344	511	721
Primary . . . . .	17,794	14,969	8,650	3,379	3,482	911	288	397	149	108	-	344
Basic . . . . .	21,152	13,313	11,488	6,386	2,597	2,307	390	169	8	62	235	4
Advanced - Total . . . . .	21,284	15,928	11,629	9,654	5,874	2,260	1,000	268	282	93	101	210
Single Engine . . . . .	7,016	5,381	4,110	2,941	1,684	914	343	108	239	33	4	73
Two Engine . . . . .	14,097	10,547	7,519	6,713	3,903	1,346	657	160	43	60	97	137
Other . . . . .	171	-	-	-	287	-	-	-	-	-	-	-
Transition - Total . . . . .	7,183	8,944	10,062	7,576	7,019	4,149	892	-	43	4	117	26
Fighter - Total . . . . .	1,385	1,967	1,487	994	1,136	108	-	-	36	4	117	26
Single Engine . . . . .	1,385	1,967	1,487	994	1,077	-	-	-	36	4	70	-
Two Engine . . . . .	-	-	-	-	59	108	-	-	-	-	-	-
Jet . . . . .	-	-	-	-	-	-	-	-	-	-	47	26
Light Bombardment . . . . .	-	-	-	-	-	-	-	-	7	-	-	-
Medium Bombardment . . . . .	994	902	706	789	508	656	24	-	-	-	-	-
Heavy Bombardment . . . . .	4,804	6,075	7,612	5,295	4,871	1,881	868	-	-	-	-	-
Very Heavy Bombardment . . . . .	-	-	-	498	504	1,504	-	-	-	-	-	-
Other . . . . .	-	-	257	-	-	-	-	-	-	-	-	-
Liaison - Total . . . . .	198	246	115	-	237	288	68	50	100	66	52	122
AAF . . . . .	-	-	45	-	-	99	-	-	-	-	-	-
Field Artillery . . . . .	198	246	70	-	237	189	68	50	100	66	52	122
Air Transport . . . . .	634	976	854	123	49	73	9	-	8	-	-	-
Helicopter . . . . .	-	-	10	12	28	26	-	4	13	11	6	15
Woman (WASP) . . . . .	528	369	321	-	-	-	-	-	-	-	-	-
US Student in British School . . . . .	190	-	-	-	-	-	-	-	-	-	-	-
Other . . . . .	-	63	-	-	-	-	-	-	-	-	-	-
Bombardier . . . . .	-	-	-	-	578	754	-	-	-	-	-	-
Navigation . . . . .	8,507	8,068	9,038	6,466	4,243	3,221	665	202	-	-	-	-
Bombardier - Navigation . . . . .	7,524	8,617	6,782	5,756	4,089	2,462	205	35	-	-	-	-
Flight Engineer . . . . .	-	-	-	-	400	1,145	895	-	-	-	24	16
Radar Observer Bombardment . . . . .	-	-	-	-	-	481	-	-	-	73	43	18
<u>Glider Training - Total</u> . . . . .	333	1,213	656	103	-	-	-	-	-	-	-	-
Pilot - Total . . . . .	203	857	552	103	-	-	-	-	-	-	-	-
Basic . . . . .	-	283	168	-	-	-	-	-	-	-	-	-
Advanced . . . . .	203	574	384	103	-	-	-	-	-	-	-	-
Other . . . . .	130	356	104	-	-	-	-	-	-	-	-	-
<u>Gunnery Training - Total</u> . . . . .	17,725	18,853	17,833	10,747	7,196	8,083	1,436	6	-	10	60	-
Flexible . . . . .	17,644	18,668	17,524	10,639	6,939	8,021	1,436	-	-	-	-	-
Fixed . . . . .	81	67	91	-	140	-	-	6	-	10	60	-
Gunnery Officer . . . . .	-	118	218	108	117	62	-	-	-	-	-	-
<u>Instructor Training - Total</u> . . . . .	3,247	2,641	3,315	5,161	3,971	2,811	1,117	254	36	169	256	32
Pilot . . . . .	1,624	1,295	1,413	1,646	1,921	1,419	552	-	36	169	256	32
Bombardier . . . . .	282	313	375	897	-	232	185	231	-	-	-	-
Navigation . . . . .	205	165	281	1,059	103	94	14	23	-	-	-	-
Gunnery . . . . .	638	616	771	1,193	1,645	837	331	-	-	-	-	-
Other . . . . .	498	252	475	366	302	229	35	-	-	-	-	-
Air Crew College . . . . .	52,606	14	-	-	-	-	-	-	-	-	-	-
Classification and Pools . . . . .	41,999	41,968	40,706	47,522	-	-	76	-	-	-	-	-
Other . . . . .	-	72	189	216	338	297	162	-	-	-	-	-

Table 45.-- FLYING TRAINING GRADUATES, BY TYPE OF COURSE: QUARTERLY, 3RD QUARTER 1939 TO 1946

Note.--The figures below reflect the number of courses completed by students and not the number of different individuals graduated. Students who complete more than one course of training are counted as graduates of each course.

Course	Total	1939 (Jul-Dec)	1940	1941	1942	1943	1944	1945	1946
Total . . . . .	1,572,786	982	8,125	27,531	192,468	561,072	617,961	162,045	2,602
Pre-Flight . . . . .	335,780	-	-	-	45,471	168,856	110,079	11,374	-
<u>Pilot Training - Total</u> . . . . .	742,933	982	8,043	27,071	107,871	246,462	286,468	64,658	1,378
Primary . . . . .	233,706	757	3,831	11,209	46,353	92,544	71,319	7,472	221
Basic . . . . .	203,297	225	2,426	8,618	32,567	71,694	77,091	10,367	309
Advanced - Total . . . . .	196,663	-	1,786	7,244	24,948	62,260	81,488	18,533	404
Single Engine . . . . .	73,649	-	1,786	6,667	13,876	19,712	25,733	5,743	132
Two Engine . . . . .	121,672	-	-	577	11,072	42,160	55,291	12,300	272
Other . . . . .	1,342	-	-	-	-	388	464	490	-
Transition - Total . . . . .	95,488	-	-	-	3,514	13,656	50,679	27,414	225
Fighter - Total . . . . .	18,919	-	-	-	-	-	13,403	5,309	207
Single Engine . . . . .	18,613	-	-	-	-	-	13,403	5,057	153
Two Engine . . . . .	252	-	-	-	-	-	-	252	-
Jet . . . . .	54	-	-	-	-	-	-	-	54
Light Bombardment . . . . .	18	-	-	-	-	-	-	-	18
Medium Bombardment . . . . .	7,605	-	-	-	-	903	4,402	2,300	-
Heavy Bombardment . . . . .	61,629	-	-	-	3,514	10,765	32,478	14,872	-
Very Heavy Bombardment . . . . .	5,072	-	-	-	-	-	139	4,933	-
Other . . . . .	2,245	-	-	-	-	1,988	257	-	-
Liaison - Total . . . . .	4,556	-	-	-	-	2,587	1,248	543	178
AAF . . . . .	1,509	-	-	-	-	904	460	145	-
Field Artillery . . . . .	3,047	-	-	-	-	1,683	788	398	178
Air Transport . . . . .	3,574	-	-	-	70	-	3,246	236	22
Helicopter . . . . .	148	-	-	-	-	-	36	93	19
Woman (WASP) . . . . .	1,282	-	-	-	-	380	902	-	-
US Student in British Sch . . . . .	552	-	-	-	-	297	255	-	-
Other . . . . .	3,667	-	-	-	419	3,044	204	-	-
Bombardier . . . . .	22,961	-	18	206	3,858	14,106	391	4,382	-
Navigation . . . . .	54,559	-	44	137	3,609	15,887	21,980	12,762	140
Bombardier - Navigation . . . . .	28,738	-	-	-	666	1,992	18,761	7,267	52
Flight Engineer . . . . .	5,809	-	-	-	-	-	31	5,759	19
Radar Observer Bombardment . . . . .	1,499	-	-	-	-	-	-	1,499	-
<u>Glider Training - Total</u> . . . . .	23,194	-	-	-	9,912	7,463	5,738	81	-
Pilot - Total . . . . .	18,146	-	-	-	6,839	7,463	3,763	81	-
Elementary . . . . .	6,183	-	-	-	3,879	2,304	-	-	-
Basic . . . . .	6,354	-	-	-	2,466	2,334	1,554	-	-
Advanced . . . . .	5,609	-	-	-	494	2,825	2,209	81	-
Other . . . . .	5,048	-	-	-	3,073	-	1,975	-	-
<u>Gunnery Training - Total</u> . . . . .	293,201	-	-	-	20,728	91,794	147,664	32,856	159
Flexible . . . . .	290,751	-	-	-	20,728	91,587	146,202	32,234	-
Fixed . . . . .	1,275	-	-	-	-	207	812	97	159
Gunnery Officer . . . . .	1,175	-	-	-	-	-	650	525	-
<u>Instructor Training - Total</u> . . . . .	61,118	-	-	-	-	13,332	26,166	20,766	854
Pilot . . . . .	30,753	-	-	-	-	9,476	12,125	8,512	640
Bombardier . . . . .	5,936	-	-	-	-	1,140	2,110	2,517	169
Navigation . . . . .	3,059	-	-	-	-	18	1,237	1,759	45
Gunnery . . . . .	16,690	-	-	-	-	2,518	7,740	6,432	-
Other . . . . .	4,680	-	-	-	-	180	2,954	1,546	-
Classification . . . . .	1,086	-	-	-	-	804	282	-	-
Other . . . . .	1,908	-	20	117	353	376	401	641	-

Table 45.-- FLYING TRAINING GRADUATES, BY TYPE OF COURSE:

Course	1939		1940				1941			
	3rd Qtr	4th Qtr	1st Qtr	2nd Qtr	3rd Qtr	4th Qtr	1st Qtr	2nd Qtr	3rd Qtr	4th Qtr
Total . . . . .	257	725	1,151	1,373	1,578	4,023	4,429	5,338	9,657	8,107
Pre-Flight . . . . .	-	-	-	-	-	-	-	-	-	-
<u>Pilot Training - Total</u> . . . . .	257	725	1,151	1,373	1,558	3,961	4,319	5,338	9,657	7,757
Primary. . . . .	257	500	482	501	695	2,153	1,900	2,366	3,706	3,237
Basic. . . . .	-	225	452	424	447	1,103	1,481	1,638	3,408	2,091
Advanced - Total . . . . .	-	-	217	448	416	705	938	1,334	2,543	2,429
Single Engine. . . . .	-	-	217	448	416	705	938	1,214	2,252	2,233
Two Engine . . . . .	-	-	-	-	-	-	-	120	261	196
Other. . . . .	-	-	-	-	-	-	-	-	-	-
Transition - Total . . . . .	-	-	-	-	-	-	-	-	-	-
Medium Bombardment . . . . .	-	-	-	-	-	-	-	-	-	-
Heavy Bombardment. . . . .	-	-	-	-	-	-	-	-	-	-
Other. . . . .	-	-	-	-	-	-	-	-	-	-
Liaison - Total. . . . .	-	-	-	-	-	-	-	-	-	-
AAF. . . . .	-	-	-	-	-	-	-	-	-	-
Field Artillery. . . . .	-	-	-	-	-	-	-	-	-	-
Air Transport. . . . .	-	-	-	-	-	-	-	-	-	-
Woman (WASP) . . . . .	-	-	-	-	-	-	-	-	-	-
US Student in British School . . . . .	-	-	-	-	-	-	-	-	-	-
Other. . . . .	-	-	-	-	-	-	-	-	-	-
Bombardier . . . . .	-	-	-	-	-	18	110	-	-	96
Navigation . . . . .	-	-	-	-	-	44	-	-	-	137
Bombardier-Navigation. . . . .	-	-	-	-	-	-	-	-	-	-
<u>Glider Training - Total</u> . . . . .	-	-	-	-	-	-	-	-	-	-
Pilot - Total. . . . .	-	-	-	-	-	-	-	-	-	-
Elementary . . . . .	-	-	-	-	-	-	-	-	-	-
Basic. . . . .	-	-	-	-	-	-	-	-	-	-
Advanced . . . . .	-	-	-	-	-	-	-	-	-	-
Other. . . . .	-	-	-	-	-	-	-	-	-	-
<u>Gunnery Training - Total</u> . . . . .	-	-	-	-	-	-	-	-	-	-
Flexible . . . . .	-	-	-	-	-	-	-	-	-	-
Fixed. . . . .	-	-	-	-	-	-	-	-	-	-
<u>Instructor Training - Total</u> . . . . .	-	-	-	-	-	-	-	-	-	-
Pilot. . . . .	-	-	-	-	-	-	-	-	-	-
Bombardier . . . . .	-	-	-	-	-	-	-	-	-	-
Navigation . . . . .	-	-	-	-	-	-	-	-	-	-
Gunnery. . . . .	-	-	-	-	-	-	-	-	-	-
Other. . . . .	-	-	-	-	-	-	-	-	-	-
Classification . . . . .	-	-	-	-	-	-	-	-	-	-
Other. . . . .	-	-	-	-	20	-	-	-	-	117



## QUARTERLY, 3RD QUARTER 1939 TO 1946 -- Continued

1942				1943				Course
1st Qtr	2nd Qtr	3rd Qtr	4th Qtr	1st Qtr	2nd Qtr	3rd Qtr	4th Qtr	
17,646	35,345	32,604	106,873	121,583	138,018	120,429	181,042	Total
-	2,796	4,553	38,122	41,453	47,023	34,547	45,833	Pre-Flight
16,385	25,878	23,683	41,925	52,558	59,372	49,154	85,378	<u>Pilot Training - Total</u>
8,372	10,519	9,054	18,408	19,985	22,001	18,049	32,509	Primary
4,891	8,500	6,398	12,778	17,065	16,865	12,988	24,796	Basic
3,122	6,185	5,905	9,736	14,103	17,228	11,017	19,912	Advanced - Total
2,767	3,942	3,361	3,806	4,773	5,447	3,467	6,025	Single Engine
355	2,243	2,544	5,930	9,330	11,575	7,368	13,887	Two Engine
-	-	-	-	-	206	182	-	Other
-	674	2,326	514	901	1,492	5,047	6,216	Transition - Total
-	-	-	-	-	-	-	903	Medium Bombardment
-	674	2,326	514	837	1,007	4,085	4,836	Heavy Bombardment
-	-	-	-	64	485	962	477	Other
-	-	-	-	226	702	781	878	Liaison - Total
-	-	-	-	41	268	304	291	AAF
-	-	-	-	185	434	477	587	Field Artillery
-	-	-	70	-	-	-	-	Air Transport
-	-	-	-	-	66	123	191	Woman (WASF)
-	-	-	-	-	70	70	157	US Student in British School
-	-	-	419	278	948	1,079	739	Other
130	1,053	249	2,426	4,239	3,689	3,492	2,686	Bombardier
263	1,440	309	1,597	2,234	3,663	4,979	5,011	Navigation
-	-	-	666	286	-	-	1,706	Bombardier-Navigation
33	369	1,292	8,218	6,198	423	395	447	<u>Glider Training - Total</u>
33	219	303	6,284	6,198	423	395	447	Pilot - Total
-	142	303	3,434	2,304	-	-	-	Elementary
-	-	-	2,466	2,334	-	-	-	Basic
33	77	-	384	1,560	423	395	447	Advanced
-	150	989	1,934	-	-	-	-	Other
663	3,681	2,465	13,919	14,471	19,596	24,338	33,389	<u>Gunnery Training - Total</u>
663	3,681	2,465	13,919	14,471	19,596	24,249	33,271	Flexible
-	-	-	-	-	-	89	118	Fixed
-	-	-	-	-	4,120	3,424	5,788	<u>Instructor Training - Total</u>
-	-	-	-	-	3,358	2,293	3,825	Pilot
-	-	-	-	-	152	406	582	Bombardier
-	-	-	-	-	-	-	18	Navigation
-	-	-	-	-	610	725	1,183	Gunnery
-	-	-	-	-	-	-	180	Other
-	-	-	-	-	-	-	804	Classification
172	128	53	-	144	132	100	-	Other

Table 45.-- FLYING TRAINING GRADUATES, BY TYPE OF COURSE: QUARTERLY, 3RD QUARTER 1939 TO 1946 -- Continued

Course	1944				1945				1946			
	1st Qtr	2nd Qtr	3rd Qtr	4th Qtr	1st Qtr	2nd Qtr	3rd Qtr	4th Qtr	1st Qtr	2nd Qtr	3rd Qtr	4th Qtr
Total . . . . .	188,996	184,625	141,173	103,167	71,618	57,183	28,703	4,541	900	449	584	669
Pre-Flight . . . . .	37,702	38,000	24,467	9,910	3,599	6,189	1,023	563	-	-	-	-
<u>Pilot Training - Total</u> . . . . .	98,714	90,774	56,426	40,554	29,355	23,866	9,670	1,767	408	241	292	437
Primary . . . . .	31,612	21,508	11,663	6,536	2,550	4,071	667	184	97	31	93	-
Basic . . . . .	30,588	25,516	11,410	9,577	5,442	3,289	1,377	259	31	55	1	222
Advanced - Total . . . . .	26,868	29,134	14,917	10,569	9,150	6,696	1,911	776	205	37	65	97
Single Engine . . . . .	8,219	9,287	4,663	3,564	2,709	2,030	714	290	88	25	16	3
Two Engine . . . . .	18,649	19,676	9,961	7,005	6,441	4,386	987	486	117	12	49	94
Other . . . . .	-	171	293	-	-	280	210	-	-	-	-	-
Transition - Total . . . . .	8,664	12,935	16,989	12,091	11,918	9,541	5,456	499	11	47	73	94
Fighter - Total . . . . .	1,562	5,540	4,090	2,211	2,428	2,246	546	89	-	40	73	94
Single Engine . . . . .	1,562	5,540	4,090	2,211	2,428	2,091	449	89	-	40	48	65
Two Engine . . . . .	-	-	-	-	-	155	97	-	-	-	-	-
Jet . . . . .	-	-	-	-	-	-	-	-	-	-	25	29
Light Bombardment . . . . .	-	-	-	-	-	-	-	-	11	7	-	-
Medium Bombardment . . . . .	1,260	1,063	1,466	613	996	485	795	24	-	-	-	-
Heavy Bombardment . . . . .	5,833	6,332	11,433	8,880	7,733	4,918	1,835	386	-	-	-	-
Very Heavy Bombardment . . . . .	-	-	-	139	761	1,892	2,280	-	-	-	-	-
Other . . . . .	9	-	-	248	-	-	-	-	-	-	-	-
Liaison - Total . . . . .	536	203	256	253	145	189	160	49	38	63	53	24
AAF . . . . .	221	-	50	189	115	-	30	-	-	-	-	-
Field Artillery . . . . .	315	203	206	64	30	189	130	49	38	63	53	24
Air Transport . . . . .	275	982	918	1,071	119	44	73	-	14	8	-	-
Helicopter . . . . .	-	-	12	24	31	36	26	-	12	-	7	-
Women (WASP) . . . . .	98	181	190	433	-	-	-	-	-	-	-	-
US Student in British School . . . . .	73	182	-	-	-	-	-	-	-	-	-	-
Other . . . . .	-	133	71	-	-	-	-	-	-	-	-	-
Bombardier . . . . .	391	-	-	-	1,896	1,676	810	-	-	-	-	-
Navigation . . . . .	4,385	4,966	5,716	6,913	6,197	3,603	2,578	384	140	-	-	-
Bombardier-Navigation . . . . .	3,631	4,671	6,557	3,902	3,226	2,485	1,465	91	52	-	-	-
Flight Engineer . . . . .	-	-	-	31	358	1,328	3,510	563	8	-	-	11
Radar Observer Bombardment . . . . .	-	-	-	-	-	584	915	-	-	-	-	-
<u>Glider Training - Total</u> . . . . .	752	2,248	1,802	936	81	-	-	-	-	-	-	-
Pilot - Total . . . . .	420	1,288	1,213	842	81	-	-	-	-	-	-	-
Basic . . . . .	-	758	536	260	-	-	-	-	-	-	-	-
Advanced . . . . .	420	530	677	582	81	-	-	-	-	-	-	-
Other . . . . .	332	960	589	94	-	-	-	-	-	-	-	-
<u>Gunnery Training - Total</u> . . . . .	35,743	37,802	39,988	34,131	18,415	9,561	4,721	159	17	8	78	56
Flexible . . . . .	35,590	37,603	39,490	33,519	18,140	9,315	4,656	123	-	-	-	-
Fixed . . . . .	153	175	227	257	61	-	-	36	17	8	78	56
Gunnery Officer . . . . .	-	24	271	355	214	246	65	-	-	-	-	-
<u>Instructor Training - Total</u> . . . . .	7,396	6,164	6,217	6,389	7,891	7,850	4,011	1,014	275	200	214	165
Pilot . . . . .	4,300	2,436	3,053	2,336	2,801	3,314	1,951	466	61	200	214	165
Bombardier . . . . .	499	437	480	694	928	788	505	296	169	-	-	-
Navigation . . . . .	208	306	198	525	901	460	240	158	45	-	-	-
Gunnery . . . . .	1,790	2,020	1,786	2,144	2,774	2,725	838	95	-	-	-	-
Other . . . . .	599	965	700	690	487	563	477	19	-	-	-	-
Classification . . . . .	282	-	-	-	-	-	-	-	-	-	-	-
Other . . . . .	-	-	-	401	600	41	-	-	-	-	-	-

Table 46.-- FLYING TRAINING ELIMINEES, BY TYPE OF COURSE: QUARTERLY, 3RD QUARTER 1939 TO 1946

(The figures below do not include fatalities. For fatalities see table 47.)

Course	Total	1939 (Jul-Dec)	1940	1941	1942	1943	1944	1945	1946
Total . . . . .	200,325	593	2,533	7,610	34,436	72,762	64,800	16,744	847
Pre-Flight . . . . .	16,389	-	-	-	2,221	4,929	7,808	1,431	-
<u>Pilot Training - Total</u> . . . . .	131,252	593	2,512	7,563	27,379	50,382	35,656	6,876	291
Primary . . . . .	88,218	551	2,229	6,413	22,340	36,738	17,189	2,660	98
Basic . . . . .	28,333	40	271	1,074	3,930	10,377	10,048	2,537	56
Advanced - Total . . . . .	6,826	2	12	76	409	1,210	4,257	818	42
Single Engine . . . . .	3,690	2	12	71	266	481	2,469	378	11
Two Engine . . . . .	2,979	-	-	5	143	693	1,725	382	31
Other . . . . .	157	-	-	-	-	36	63	58	-
Transition - Total . . . . .	5,012	-	-	-	487	940	2,935	628	22
Fighter - Total . . . . .	770	-	-	-	-	-	607	141	22
Single Engine . . . . .	750	-	-	-	-	-	607	138	5
Two Engine . . . . .	3	-	-	-	-	-	-	3	-
Jet . . . . .	17	-	-	-	-	-	-	-	17
Medium Bombardment . . . . .	545	-	-	-	-	96	384	65	-
Heavy Bombardment . . . . .	3,412	-	-	-	487	619	1,925	381	-
Very Heavy Bombardment . . . . .	51	-	-	-	-	-	10	41	-
Other . . . . .	234	-	-	-	-	225	9	-	-
Liaison - Total . . . . .	1,156	-	-	-	-	666	210	208	72
AAF . . . . .	300	-	-	-	-	248	45	7	-
Field Artillery . . . . .	856	-	-	-	-	418	165	201	72
Air Transport . . . . .	506	-	-	-	33	-	455	18	-
Helicopter . . . . .	11	-	-	-	-	-	3	7	1
Woman (WASP) . . . . .	738	-	-	-	-	208	530	-	-
US Student in British School . . . . .	61	-	-	-	-	37	24	-	-
Other . . . . .	391	-	-	-	180	206	5	-	-
Bombardier . . . . .	2,953	-	14	35	278	2,308	22	296	-
Navigation . . . . .	10,445	-	6	8	1,001	3,853	4,018	1,536	23
Bombardier-Navigation . . . . .	3,753	-	-	-	140	351	2,057	1,094	111
Flight Engineer . . . . .	290	-	-	-	-	-	3	283	4
Radar Observer Bombardment . . . . .	-	-	-	-	-	-	-	-	-
<u>Glider Training - Total</u> . . . . .	2,475	-	-	-	1,168	614	672	21	-
Pilot - Total . . . . .	2,020	-	-	-	791	614	615	-	-
Elementary . . . . .	1,063	-	-	-	660	403	-	-	-
Basic . . . . .	601	-	-	-	122	118	361	-	-
Advanced . . . . .	377	-	-	-	9	93	254	21	-
Other . . . . .	434	-	-	-	377	-	57	-	-
<u>Gunnery Training - Total</u> . . . . .	24,293	-	-	-	2,223	8,102	11,406	2,558	4
Flexible . . . . .	24,046	-	-	-	2,223	8,076	11,292	2,455	-
Fixed . . . . .	70	-	-	-	-	26	38	2	4
Gunnery Officer . . . . .	177	-	-	-	-	-	76	101	-
<u>Instructor Training - Total</u> . . . . .	7,791	-	-	-	-	1,777	2,960	2,640	414
Pilot . . . . .	4,088	-	-	-	-	1,322	1,345	1,062	359
Bombardier . . . . .	525	-	-	-	-	85	288	97	55
Navigation . . . . .	456	-	-	-	-	4	328	124	-
Gunnery . . . . .	2,360	-	-	-	-	363	889	1,108	-
Other . . . . .	362	-	-	-	-	3	110	249	-
Classification . . . . .	568	-	-	-	-	370	198	-	-
Other . . . . .	116	-	1	4	26	76	-	9	-

Table 46.--FLYING TRAINING ELIMINEES, BY TYPE OF COURSE:

Course	1939		1940				1941			
	3rd Qtr	4th Qtr	1st Qtr	2nd Qtr	3rd Qtr	4th Qtr	1st Qtr	2nd Qtr	3rd Qtr	4th Qtr
Total . . . . .	231	362	391	374	618	1,150	1,829	1,961	1,760	2,060
Pre-Flight . . . . .	-	-	-	-	-	-	-	-	-	-
<u>Pilot Training - Total</u> . . . . .	231	362	391	374	618	1,129	1,826	1,961	1,760	2,016
Primary . . . . .	231	320	333	318	552	1,026	1,556	1,676	1,411	1,770
Basic . . . . .	-	40	56	53	64	98	255	269	327	223
Advanced - Total . . . . .	-	2	2	3	2	5	15	16	22	23
Single Engine . . . . .	-	2	2	3	2	5	15	15	19	22
Two Engine . . . . .	-	-	-	-	-	-	-	1	3	1
Other . . . . .	-	-	-	-	-	-	-	-	-	-
Transition - Total . . . . .	-	-	-	-	-	-	-	-	-	-
Medium Bombardment . . . . .	-	-	-	-	-	-	-	-	-	-
Heavy Bombardment . . . . .	-	-	-	-	-	-	-	-	-	-
Other . . . . .	-	-	-	-	-	-	-	-	-	-
Liaison - Total . . . . .	-	-	-	-	-	-	-	-	-	-
AAF . . . . .	-	-	-	-	-	-	-	-	-	-
Field Artillery . . . . .	-	-	-	-	-	-	-	-	-	-
Air Transport . . . . .	-	-	-	-	-	-	-	-	-	-
Woman (WASP) . . . . .	-	-	-	-	-	-	-	-	-	-
US Student in British School . . . . .	-	-	-	-	-	-	-	-	-	-
Other . . . . .	-	-	-	-	-	-	-	-	-	-
Bombardier . . . . .	-	-	-	-	-	14	-	-	-	35
Navigation . . . . .	-	-	-	-	-	6	-	-	-	8
Bombardier-Navigation . . . . .	-	-	-	-	-	-	-	-	-	-
<u>Glider Training - Total</u> . . . . .	-	-	-	-	-	-	-	-	-	-
Pilot - Total . . . . .	-	-	-	-	-	-	-	-	-	-
Elementary . . . . .	-	-	-	-	-	-	-	-	-	-
Basic . . . . .	-	-	-	-	-	-	-	-	-	-
Advanced . . . . .	-	-	-	-	-	-	-	-	-	-
Other . . . . .	-	-	-	-	-	-	-	-	-	-
<u>Gunnery Training - Total</u> . . . . .	-	-	-	-	-	-	-	-	-	-
Flexible . . . . .	-	-	-	-	-	-	-	-	-	-
Fixed . . . . .	-	-	-	-	-	-	-	-	-	-
<u>Instructor Training - Total</u> . . . . .	-	-	-	-	-	-	-	-	-	-
Pilot . . . . .	-	-	-	-	-	-	-	-	-	-
Bombardier . . . . .	-	-	-	-	-	-	-	-	-	-
Navigation . . . . .	-	-	-	-	-	-	-	-	-	-
Gunnery . . . . .	-	-	-	-	-	-	-	-	-	-
Other . . . . .	-	-	-	-	-	-	-	-	-	-
Classification . . . . .	-	-	-	-	-	-	-	-	-	-
Other . . . . .	-	-	-	-	-	1	3	-	-	1

## QUARTERLY, 3RD QUARTER 1939 TO 1946 -- Continued

1942				1943				Course
1st Qtr	2nd Qtr	3rd Qtr	4th Qtr	1st Qtr	2nd Qtr	3rd Qtr	4th Qtr	
5,426	8,288	7,023	13,699	17,205	21,164	15,800	18,593	Total
-	590	430	1,201	1,079	1,352	1,112	1,386	Pre-Flight
5,204	6,497	6,115	9,563	13,190	15,732	10,183	11,277	<u>Pilot Training - Total</u>
4,575	5,192	4,833	7,740	10,230	11,925	7,313	7,270	Primary
603	1,174	744	1,409	2,594	2,941	1,930	2,912	Basic
26	102	101	180	235	462	212	301	Advanced - Total
23	71	73	99	107	185	76	113	Single Engine
3	31	28	81	128	267	110	188	Two Engine
-	-	-	-	-	10	26	-	Other
-	29	437	21	36	96	336	472	Transition - Total
-	-	-	-	-	-	-	96	Medium Bombardment
-	29	437	21	30	47	242	300	Heavy Bombardment
-	-	-	-	6	49	94	76	Other
-	-	-	-	57	232	231	146	Liaison - Total
-	-	-	-	19	87	83	59	AAF
-	-	-	-	38	145	148	87	Field Artillery
-	-	-	33	-	-	-	-	Air Transport
-	-	-	-	-	15	70	123	Woman (WASP)
-	-	-	-	-	9	12	16	US Student in British School
-	-	-	180	38	52	79	37	Other
5	150	13	110	308	822	756	422	Bombardier
121	422	92	366	455	671	1,248	1,479	Navigation
-	-	-	140	16	-	-	335	Bombardier-Navigation
2	18	128	1,020	583	14	4	13	<u>Glider Training - Total</u>
2	6	38	745	583	14	4	13	Pilot - Total
-	4	38	618	403	-	-	-	Elementary
-	-	-	122	118	-	-	-	Basic
2	2	-	5	62	14	4	13	Advanced
-	12	90	275	-	-	-	-	Other
84	600	240	1,299	1,543	1,950	1,973	2,636	<u>Gunnery Training - Total</u>
84	600	240	1,299	1,543	1,950	1,954	2,629	Flexible
-	-	-	-	-	-	19	7	Fixed
-	-	-	-	-	601	501	675	<u>Instructor Training - Total</u>
-	-	-	-	-	506	352	464	Pilot
-	-	-	-	-	25	32	28	Bombardier
-	-	-	-	-	-	-	4	Navigation
-	-	-	-	-	70	117	176	Gunnery
-	-	-	-	-	-	-	3	Other
-	-	-	-	-	-	-	370	Classification
10	11	5	-	31	22	23	-	Other

Table 46.-- FLYING TRAINING ELIMINEES, BY TYPE OF COURSE: QUARTERLY, 3RD QUARTER 1939 TO 1946 -- Continued

Course	1944				1945				1946			
	1st Qtr	2nd Qtr	3rd Qtr	4th Qtr	1st Qtr	2nd Qtr	3rd Qtr	4th Qtr	1st Qtr	2nd Qtr	3rd Qtr	4th Qtr
Total . . . . .	15,944	19,068	16,100	13,688	6,786	6,199	2,937	719	255	169	125	298
<u>Pre-Flight</u> . . . . .	1,658	1,626	2,491	2,033	444	750	142	95	-	-	-	-
<u>Pilot Training - Total</u> . . . . .	8,654	11,662	8,119	7,221	2,727	2,721	1,130	295	91	59	75	66
Primary. . . . .	5,157	5,564	3,684	2,784	900	1,446	226	88	38	19	41	-
Basic. . . . .	2,267	3,421	1,989	2,371	1,127	738	601	71	13	2	-	41
Advanced - Total . . . . .	429	1,560	1,185	1,083	374	237	144	63	20	16	2	4
Single Engine. . . . .	204	914	705	646	201	108	55	14	2	7	2	-
Two Engine . . . . .	225	635	428	437	173	124	36	49	18	9	-	4
Other . . . . .	-	11	52	-	-	5	53	-	-	-	-	-
Transition - Total . . . . .	569	754	1,000	612	308	235	68	14	-	3	5	14
Fighter - Total. . . . .	63	226	209	109	73	62	3	-	-	3	5	14
Single Engine. . . . .	63	226	209	109	73	62	3	-	-	3	-	2
Two Engine . . . . .	-	-	-	-	-	-	-	-	-	-	-	-
Jet. . . . .	-	-	-	-	-	-	-	-	-	-	5	12
Medium Bombardment . . . . .	145	89	108	42	30	16	19	-	-	-	-	-
Heavy Bombardment. . . . .	360	439	683	443	196	139	32	14	-	-	-	-
Very Heavy Bombardment . . . . .	-	-	-	10	9	18	14	-	-	-	-	-
Other. . . . .	1	-	-	8	-	-	-	-	-	-	-	-
Liaison - Total. . . . .	81	42	62	25	9	54	86	59	20	19	26	7
AAF. . . . .	41	-	-	4	6	-	1	-	-	-	-	-
Field Artillery. . . . .	40	42	62	21	3	54	85	59	20	19	26	7
Air Transport. . . . .	26	170	98	161	8	5	5	-	-	-	-	-
Helicopter . . . . .	-	-	-	3	1	6	-	-	-	-	1	-
Woman (WASP) . . . . .	111	137	100	182	-	-	-	-	-	-	-	-
US Student in British School . . . . .	14	10	-	-	-	-	-	-	-	-	-	-
Other. . . . .	-	4	1	-	-	-	-	-	-	-	-	-
Bombardier . . . . .	22	-	-	-	191	86	19	-	-	-	-	-
Navigation . . . . .	1,227	1,153	825	813	661	401	429	45	23	-	-	-
Bombardier-Navigation. . . . .	388	550	727	392	369	379	266	80	111	-	-	-
Flight Engineer. . . . .	-	-	-	3	11	29	153	90	4	-	-	-
Radar Observer Bombardment . . . . .	-	-	-	-	-	-	-	-	-	-	-	-
<u>Glider Training - Total</u> . . . . .	36	133	336	167	21	-	-	-	-	-	-	-
Pilot - Total. . . . .	17	118	317	163	21	-	-	-	-	-	-	-
Basic. . . . .	-	60	190	111	-	-	-	-	-	-	-	-
Advanced . . . . .	17	58	127	52	21	-	-	-	-	-	-	-
Other. . . . .	19	15	19	4	-	-	-	-	-	-	-	-
<u>Gunnery Training - Total</u> . . . . .	2,919	3,202	2,936	2,349	1,397	810	350	1	-	-	2	2
Flexible . . . . .	2,903	3,189	2,895	2,305	1,363	760	331	1	-	-	-	-
Fixed. . . . .	16	9	8	5	2	-	-	-	-	-	2	2
Gunnery Officer. . . . .	-	4	33	39	32	50	19	-	-	-	-	-
<u>Instructor Training - Total</u> . . . . .	842	742	666	710	956	1,023	448	113	26	110	48	230
Pilot. . . . .	473	346	319	207	341	381	175	65	26	55	48	230
Bombardier . . . . .	58	109	75	46	42	19	8	28	-	55	-	-
Navigation . . . . .	44	86	40	158	57	35	27	5	-	-	-	-
Gunnery. . . . .	247	177	197	268	460	489	159	-	-	-	-	-
Other. . . . .	20	24	35	31	56	99	79	15	-	-	-	-
Classification . . . . .	198	-	-	-	-	-	-	-	-	-	-	-
Other. . . . .	-	-	-	-	9	-	-	-	-	-	-	-

Table 47.-- FLYING TRAINING FATALITIES, BY TYPE OF COURSE: QUARTERLY, 3RD QUARTER 1939 TO 1946

Course	Total	1939 (Jul-Dec)	1940	1941	1942	1943	1944	1945	1946
Total . . . . .	2,555	1	21	72	354	989	889	208	21
<u>Pilot Training - Total</u> . . . . .	2,125	1	21	72	342	812	704	156	17
Primary . . . . .	301	1	7	16	77	128	69	2	1
Basic . . . . .	673	-	5	19	118	293	209	29	-
Advanced - Total . . . . .	817	-	9	37	142	283	276	60	10
Single Engine . . . . .	339	-	9	32	73	122	91	9	3
Two Engine . . . . .	471	-	-	5	69	160	182	48	7
Other . . . . .	7	-	-	-	-	1	3	3	-
Transition - Total . . . . .	330	-	-	-	3	93	166	62	6
Fighter - Total . . . . .	61	-	-	-	-	-	39	16	6
Single Engine . . . . .	58	-	-	-	-	-	39	13	6
Two Engine . . . . .	3	-	-	-	-	-	-	3	-
Jet . . . . .	-	-	-	-	-	-	-	-	-
Medium Bombardment . . . . .	50	-	-	-	-	8	29	13	-
Heavy Bombardment . . . . .	184	-	-	-	3	50	98	33	-
Very Heavy Bombardment . . . . .	-	-	-	-	-	-	-	-	-
Other . . . . .	35	-	-	-	-	35	-	-	-
Liaison Field Artillery . . . . .	5	-	-	-	-	4	-	1	-
Air Transport . . . . .	2	-	-	-	-	-	-	2	-
Helicopter . . . . .	-	-	-	-	-	-	-	-	-
Woman (WASP) . . . . .	9	-	-	-	-	3	6	-	-
US Student in British School . . . . .	7	-	-	-	-	2	5	-	-
Other . . . . .	10	-	-	-	2	6	2	-	-
Bombardier . . . . .	30	-	-	-	6	21	-	3	-
Navigation . . . . .	119	-	-	-	-	56	47	16	-
Bombardier-Navigation . . . . .	37	-	-	-	-	9	16	11	1
Flight Engineer . . . . .	4	-	-	-	-	-	-	4	-
<u>Glider Training - Total</u> . . . . .	29	-	-	-	6	14	9	-	-
Pilot - Total . . . . .	22	-	-	-	2	14	6	-	-
Elementary . . . . .	2	-	-	-	1	1	-	-	-
Basic . . . . .	5	-	-	-	1	3	1	-	-
Advanced . . . . .	15	-	-	-	-	10	5	-	-
Other . . . . .	7	-	-	-	4	-	3	-	-
<u>Gunnery Training - Total</u> . . . . .	124	-	-	-	-	51	67	6	-
Flexible . . . . .	119	-	-	-	-	49	64	6	-
Fixed . . . . .	5	-	-	-	-	2	3	-	-
<u>Instructor Training - Total</u> . . . . .	48	-	-	-	-	20	13	12	3
Pilot . . . . .	43	-	-	-	-	20	10	10	3
Bombardier . . . . .	3	-	-	-	-	-	3	-	-
Navigation . . . . .	2	-	-	-	-	-	-	2	-
Gunnery . . . . .	-	-	-	-	-	-	-	-	-
Other . . . . .	10	-	-	-	-	6	4	-	-

Table 47.-- FLYING TRAINING FATALITIES, BY TYPE OF COURSE: QUARTERLY, 3RD QUARTER, 1939 TO 1946 -- Continued

Course	1939		1940				1941			
	3rd Qtr	4th Qtr	1st Qtr	2nd Qtr	3rd Qtr	4th Qtr	1st Qtr	2nd Qtr	3rd Qtr	4th Qtr
Total . . . . .	-	1	2	4	5	10	14	15	23	20
<u>Pilot Training - Total</u> . . . . .	-	1	2	4	5	10	14	15	23	20
Primary . . . . .	-	1	-	3	1	3	4	4	2	6
Basic . . . . .	-	-	1	-	2	2	5	6	3	5
Advanced - Total . . . . .	-	-	1	1	2	5	5	5	18	9
Single Engine . . . . .	-	-	1	1	2	5	5	4	14	9
Two Engine . . . . .	-	-	-	-	-	-	-	1	4	-
Course	1942				1943					
	1st Qtr	2nd Qtr	3rd Qtr	4th Qtr	1st Qtr	2nd Qtr	3rd Qtr	4th Qtr		
Total . . . . .	59	80	78	137	210	256	207	316		
<u>Pilot Training - Total</u> . . . . .	59	80	78	125	167	210	167	268		
Primary . . . . .	17	10	21	29	27	34	26	41		
Basic . . . . .	23	30	21	44	58	75	60	100		
Advanced - Total . . . . .	19	40	36	47	76	77	48	82		
Single Engine . . . . .	17	20	15	21	35	33	21	33		
Two Engine . . . . .	2	20	21	26	41	43	27	49		
Other . . . . .	-	-	-	-	-	1	-	-		
Transition - Total . . . . .	-	-	-	3	3	21	27	42		
Medium Bombardment . . . . .	-	-	-	-	-	-	-	8		
Heavy Bombardment . . . . .	-	-	-	3	-	10	13	27		
Other . . . . .	-	-	-	-	3	11	14	7		
Liaison Field Artillery . . . . .	-	-	-	-	-	3	1	-		
Woman (WASP) . . . . .	-	-	-	-	-	-	2	1		
US Student in British School . . . . .	-	-	-	-	-	-	-	2		
Other . . . . .	-	-	-	2	3	-	3	-		
Bombardier . . . . .	-	-	-	6	10	5	3	3		
Navigation . . . . .	-	-	-	-	11	9	18	18		
Bombardier-Navigation . . . . .	-	-	-	-	-	-	-	9		
<u>Glider Training - Total</u> . . . . .	-	-	-	6	11	-	-	3		
Pilot - Total . . . . .	-	-	-	2	11	-	-	3		
Elementary . . . . .	-	-	-	1	1	-	-	-		
Basic . . . . .	-	-	-	1	3	-	-	-		
Advanced . . . . .	-	-	-	-	7	-	-	3		
Other . . . . .	-	-	-	4	-	-	-	-		
<u>Gunnery Training - Total</u> . . . . .	-	-	-	-	7	22	7	15		
Flexible . . . . .	-	-	-	-	7	22	7	13		
Fixed . . . . .	-	-	-	-	-	-	-	2		
Instructor Pilot Training . . . . .	-	-	-	-	-	9	11	-		
Other . . . . .	-	-	-	-	4	1	1	-		



Table 47.-- FLYING TRAINING FATALITIES, BY TYPE OF COURSE: QUARTERLY, 3RD QUARTER, 1939 TO 1946 -- Continued

Course	1944				1945				1946			
	1st Qtr	2nd Qtr	3rd Qtr	4th Qtr	1st Qtr	2nd Qtr	3rd Qtr	4th Qtr	1st Qtr	2nd Qtr	3rd Qtr	4th Qtr
Total . . . . .	334	281	151	123	77	70	54	7	8	3	5	5
<u>Pilot Training - Total</u> . . . . .	268	241	130	94	63	58	29	6	5	3	5	4
Primary . . . . .	32	18	15	4	1	1	-	-	-	1	-	-
Basic . . . . .	98	66	24	21	11	15	3	-	-	-	-	-
Advanced - Total . . . . .	85	100	48	43	23	18	14	5	5	1	2	2
Single Engine . . . . .	23	39	15	14	1	5	3	-	1	1	1	-
Two Engine . . . . .	62	61	30	29	22	11	10	5	4	-	1	2
Other . . . . .	-	-	3	-	-	2	1	-	-	-	-	-
Transition - Total . . . . .	51	51	40	24	28	21	12	1	-	1	3	2
Fighter - Total . . . . .	5	20	13	1	10	4	2	-	-	1	3	2
Single Engine . . . . .	5	20	13	1	10	3	-	-	-	1	3	2
Two Engine . . . . .	-	-	-	-	-	1	2	-	-	-	-	-
Jet . . . . .	-	-	-	-	-	-	-	-	-	-	-	-
Medium Bombardment . . . . .	12	8	8	1	5	4	4	-	-	-	-	-
Heavy Bombardment . . . . .	34	23	19	22	13	13	6	1	-	-	-	-
Very Heavy Bombardment . . . . .	-	-	-	-	-	-	-	-	-	-	-	-
Other . . . . .	-	-	-	-	-	-	-	-	-	-	-	-
Liaison Field Artillery . . . . .	-	-	-	-	-	1	-	-	-	-	-	-
Air Transport . . . . .	-	-	-	-	-	2	-	-	-	-	-	-
Helicopter . . . . .	-	-	-	-	-	-	-	-	-	-	-	-
Woman (WASP) . . . . .	1	1	2	2	-	-	-	-	-	-	-	-
US Student in British School . . . . .	1	4	-	-	-	-	-	-	-	-	-	-
Other . . . . .	-	1	1	-	-	-	-	-	-	-	-	-
Bombardier . . . . .	-	-	-	-	-	3	-	-	-	-	-	-
Navigation . . . . .	16	21	7	3	2	3	10	1	-	-	-	-
Bombardier-Navigation . . . . .	-	8	5	3	3	-	8	-	1	-	-	-
Flight Engineer . . . . .	-	-	-	-	-	-	4	-	-	-	-	-
Radar Observer Bombardment . . . . .	-	-	-	-	-	-	-	-	-	-	-	-
<u>Glider Training - Total</u> . . . . .	4	3	1	1	-	-	-	-	-	-	-	-
Pilot - Total . . . . .	1	3	1	1	-	-	-	-	-	-	-	-
Basic . . . . .	-	-	-	1	-	-	-	-	-	-	-	-
Advanced . . . . .	1	3	1	-	-	-	-	-	-	-	-	-
Other . . . . .	3	-	-	-	-	-	-	-	-	-	-	-
<u>Gunnery Training - Total</u> . . . . .	45	5	5	12	4	2	-	-	-	-	-	-
Flexible . . . . .	43	5	5	11	4	2	-	-	-	-	-	-
Fixed . . . . .	2	-	-	1	-	-	-	-	-	-	-	-
<u>Instructor Training - Total</u> . . . . .	1	3	3	6	5	4	3	-	2	-	-	1
Pilot . . . . .	1	3	2	4	5	3	2	-	2	-	-	1
Bombardier . . . . .	-	-	1	2	-	-	-	-	-	-	-	-
Navigation . . . . .	-	-	-	-	-	1	1	-	-	-	-	-
Gunnery . . . . .	-	-	-	-	-	-	-	-	-	-	-	-
Other . . . . .	-	-	-	4	-	-	-	-	-	-	-	-



Table 49.-- NEGRO FLYING TRAINING GRADUATES, BY TYPE OF COURSE: PRIOR TO OCT 1944 AND QUARTERLY,  
4th QUARTER 1944 TO 1946

Note: The figures below reflect the number of courses completed by students and not the number of different individuals graduated. Students who complete more than one course of training are counted as graduates of each course.

Course	Total	1944 and Prior	1945	1946	Prior to Oct 1944	1944	1945				1946			
						4th Qtr	1st Qtr	2nd Qtr	3rd Qtr	4th Qtr	1st Qtr	2nd Qtr	3rd Qtr	4th Qtr
Total . . . . .	7,576	5,388	2,093	95	4,503	885	839	681	410	163	60	24	7	4
Pre-Flight . . . . .	2,433	2,040	393	-	1,789	251	79	194	120	-	-	-	-	-
<u>Pilot Training - Total</u> . . . . .	3,911	2,787	1,060	64	2,369	418	294	365	245	156	47	16	-	1
Primary . . . . .	1,474	1,046	428	-	911	135	109	161	97	61	-	-	-	-
Basic . . . . .	1,120	798	296	26	682	116	56	121	70	49	26	-	-	-
Advanced - Total . . . . .	926	625	263	38	520	105	61	80	76	46	21	16	-	1
Single Engine . . . . .	673	490	161	22	429	61	38	71	39	13	12	10	-	-
Two Engine . . . . .	253	135	102	16	91	44	23	9	37	33	9	6	-	1
Transition - Total . . . . .	333	261	72	-	199	62	68	2	2	-	-	-	-	-
Fighter Single Engine . . . . .	229	172	57	-	131	41	57	-	-	-	-	-	-	-
Medium Bombardment . . . . .	104	89	15	-	68	21	11	2	2	-	-	-	-	-
Liaison Field Artillery . . . . .	58	57	1	-	57	-	-	1	-	-	-	-	-	-
Navigation . . . . .	132	79	53	-	54	25	26	27	-	-	-	-	-	-
Bombardier-Navigation . . . . .	261	123	136	2	-	123	57	56	16	7	2	-	-	-
<u>Gunnery Training - Total</u> . . . . .	797	351	424	22	291	60	364	35	25	-	11	8	3	-
Flexible . . . . .	775	351	424	-	291	60	364	35	25	-	-	-	-	-
Fixed . . . . .	22	-	-	22	-	-	-	-	-	-	11	8	3	-
<u>Instructor Training - Total</u> . . . . .	42	8	27	7	-	8	19	4	4	-	-	-	4	3
Pilot . . . . .	26	4	15	7	-	4	15	-	-	-	-	-	4	3
Gunnery . . . . .	2	-	2	-	-	-	-	-	2	-	-	-	-	-
Instrument Trainer . . . . .	14	4	10	-	-	4	4	4	2	-	-	-	-	-









Table 54.-- FOREIGN FLYING TRAINING STUDENTS TRAINED BY AAF -- NUMBER OF FATALITIES, BY TYPE OF COURSE:  
PRIOR TO 1942 AND QUARTERLY, 1942 TO 1946

Course	Total	Prior to 1942	1942	1943	1944	1945	1946	1942				1943	
								1st Qtr	2nd Qtr	3rd Qtr	4th Qtr	1st Qtr	2nd Qtr
								Total . . . . .	134	10	65	12	16
<u>Pilot Training - Total</u> . . . . .	130	10	64	10	16	20	10	19	23	17	5	7	-
Primary . . . . .	15	4	3	1	4	1	2	1	1	1	-	-	-
Basic . . . . .	46	-	33	4	4	4	1	7	18	5	3	2	-
Advanced - Total . . . . .	59	6	28	5	8	7	5	11	4	11	2	5	-
Single Engine . . . . .	30	4	15	3	4	3	1	6	2	6	1	3	-
Two Engine . . . . .	29	2	13	2	4	4	4	5	2	5	1	2	-
Transition - Total . . . . .	10	-	-	-	-	8	2	-	-	-	-	-	-
Fighter Single Engine . . . . .	7	-	-	-	-	5	2	-	-	-	-	-	-
Medium Bombardment . . . . .	3	-	-	-	-	3	-	-	-	-	-	-	-
Flexible Gunnery . . . . .	2	-	-	1	-	1	-	-	-	-	-	-	-
Instructor Pilot . . . . .	1	-	-	1	-	-	-	-	-	-	-	-	1
Observation Non-Pilot . . . . .	1	-	1	-	-	-	-	-	-	-	1	-	-

Course	1943 (Contd)		1944				1945				1946			
	3rd Qtr	4th Qtr	1st Qtr	2nd Qtr	3rd Qtr	4th Qtr	1st Qtr	2nd Qtr	3rd Qtr	4th Qtr	1st Qtr	2nd Qtr	3rd Qtr	4th Qtr
	Total . . . . .	3	1	2	3	3	8	7	4	4	6	5	-	3
<u>Pilot Training - Total</u> . . . . .	2	1	2	3	3	8	7	3	4	6	5	-	3	2
Primary . . . . .	1	-	-	1	1	2	1	-	-	-	1	-	1	-
Basic . . . . .	1	1	1	-	2	1	2	1	1	-	-	-	1	-
Advanced - Total . . . . .	-	-	1	2	-	5	2	1	2	2	2	-	1	2
Single Engine . . . . .	-	-	-	2	-	2	-	1	1	1	-	-	1	-
Two Engine . . . . .	-	-	1	-	-	3	2	-	1	1	2	-	-	2
Transition - Total . . . . .	-	-	-	-	-	-	2	1	1	4	2	-	-	-
Fighter Single Engine . . . . .	-	-	-	-	-	-	-	-	1	4	2	-	-	-
Medium Bombardment . . . . .	-	-	-	-	-	-	2	1	-	-	-	-	-	-
Flexible Gunnery . . . . .	1	-	-	-	-	-	-	1	-	-	-	-	-	-



Table 55.-- TECHNICAL TRAINING STUDENTS UNDER INSTRUCTION, BY TYPE OF COURSE: SEP 1939 TO DEC 1946

Course	1939		1940				1941			
	Sep	Dec	Mar	Jun	Sep	Dec	Mar	Jun	Sep	Dec
Total . . . . .	1,423	3,296	3,914	4,280	4,941	11,557	18,258	22,309	24,054	36,205
<u>Officer &amp; Officer Candidate-Total.</u>	-	-	-	194	-	-	682	356	1,337	881
Administrative . . . . .	-	-	-	-	-	-	-	-	-	-
Armament . . . . .	-	-	-	-	-	-	84	127	333	366
Cold Weather Flying. . . . .	-	-	-	-	-	-	-	-	-	-
Communications . . . . .	-	-	-	-	-	-	122	124	123	123
Cryptography . . . . .	-	-	-	-	-	-	-	-	-	-
Emergency Rescue Boat. . . . .	-	-	-	-	-	-	-	-	-	-
Engineering - Total. . . . .	-	-	-	194	-	-	97	-	394	201
Engineering Maint Cadet. . . . .	-	-	-	194	-	-	97	-	-	201
Engineering Officer Maint. . . . .	-	-	-	-	-	-	-	-	394	-
Flight Engineer. . . . .	-	-	-	-	-	-	-	-	-	-
Pre-Flight Engineer. . . . .	-	-	-	-	-	-	-	-	-	-
Weight & Balance Control . . . . .	-	-	-	-	-	-	-	-	-	-
Helicopter Training. . . . .	-	-	-	-	-	-	-	-	-	-
Link Trainer . . . . .	-	-	-	-	-	-	-	-	-	-
Navigator-Bombardier-Radar . . . . .	-	-	-	-	-	-	-	-	-	-
Navigator Instructor-Radar . . . . .	-	-	-	-	-	-	215	-	255	-
Photography. . . . .	-	-	-	-	-	-	52	105	75	37
Radar - Total. . . . .	-	-	-	-	-	-	-	-	-	-
Air Radar. . . . .	-	-	-	-	-	-	-	-	-	-
Radar Air Intelligence . . . . .	-	-	-	-	-	-	-	-	-	-
Radar Maintenance. . . . .	-	-	-	-	-	-	-	-	-	-
Radar Observer Bombardier(BTO)	-	-	-	-	-	-	-	-	-	-
Radar Observer Night Ftr Cadet	-	-	-	-	-	-	-	-	-	-
Radar Observer (RCM) . . . . .	-	-	-	-	-	-	-	-	-	-
Other. . . . .	-	-	-	-	-	-	-	-	-	-
Weather. . . . .	-	-	-	-	-	-	112	-	157	154
Other. . . . .	-	-	-	-	-	-	-	-	-	-
<u>Enlisted Man - Total</u> . . . . .	1,423	3,296	3,914	4,086	4,941	11,557	17,576	21,953	22,717	35,324
Aircraft Maintenance . . . . .	901	1,948	2,448	2,735	3,402	8,730	12,633	14,765	14,102	23,241
Armament . . . . .	130	273	292	238	217	369	852	1,449	2,364	3,521
Communications . . . . .	177	579	662	729	663	1,756	3,199	4,241	4,587	6,783
Emergency Rescue Boat. . . . .	-	-	-	-	-	-	-	-	-	-
Photography. . . . .	72	102	111	79	84	145	128	99	319	247
Radar. . . . .	-	-	-	-	-	-	-	-	-	-
Weather. . . . .	17	29	69	-	105	180	200	426	409	552
Other. . . . .	126	365	332	305	379	377	564	973	936	980

Table 55.-- TECHNICAL TRAINING STUDENTS UNDER INSTRUCTION,

Line No.	Course	1942				1943			
		Mar	Jun	Sep	Dec	Mar	Jun	Sep	Dec
1	Total . . . . .	56,764	79,801	126,072	175,832	185,981	166,415	124,894	97,136
2	<u>Officer &amp; Officer Candidate-Total.</u>	1,749	8,678	12,716	12,606	12,805	11,178	8,400	8,788
3	Administrative . . . . .	500	6,581	9,733	8,806	5,409	3,267	3,045	2,934
4	Armament . . . . .	386	404	470	337	271	341	37	70
5	Cold Weather Flying. . . . .	-	-	-	-	-	-	-	17
6	Communications . . . . .	179	503	803	509	1,047	994	1,132	1,359
7	Cryptography . . . . .	-	-	-	-	-	45	58	20
8	Emergency Rescue Boat. . . . .	-	-	-	-	-	-	263	-
9	Engineering - Total. . . . .	185	641	825	1,075	1,691	2,293	1,878	1,893
10	Engineering Maint Cadet. . . . .	185	503	-	935	1,594	1,873	1,390	1,126
11	Engineering Officer Maint. . . . .	-	138	825	133	40	409	296	498
12	Flight Engineer. . . . .	-	-	-	-	-	-	165	250
13	Pre-Flight Engineer. . . . .	-	-	-	-	-	-	-	-
14	Weight & Balance Control . . . . .	-	-	-	7	57	11	27	19
15	Helicopter Training. . . . .	-	-	-	-	-	-	-	-
16	Link Trainer . . . . .	-	-	6	5	14	13	19	23
17	Navigator-Bombardier-Radar . . . . .	-	-	-	-	-	-	-	-
18	Navigator Instructor-Radar . . . . .	-	-	-	-	-	-	-	-
19	Photography. . . . .	78	93	24	137	273	334	227	126
20	Radar - Total. . . . .	1	12	8	102	-	-	-	396
21	Air Radar. . . . .	-	-	-	-	-	-	-	17
22	Radar Air Intelligence . . . . .	-	-	-	-	-	-	-	131
23	Radar Maintenance. . . . .	-	12	8	-	-	-	-	-
24	Radar Observer Bombardier (BTO)	-	-	-	-	-	-	-	-
25	Radar Observer Night Ftr Cadet	1	-	-	-	-	-	-	209
26	Radar Observer (RCM) . . . . .	-	-	-	-	-	-	-	31
27	Other. . . . .	-	-	-	102	-	-	-	8
28	Weather. . . . .	420	444	847	1,635	4,100	3,891	1,741	1,949
29	Other. . . . .	-	-	-	-	-	-	-	1
30	<u>Enlisted Man - Total</u> . . . . .	55,015	71,123	113,356	163,226	173,176	155,237	116,494	88,348
31	Aircraft Maintenance . . . . .	37,703	53,625	66,974	90,768	99,064	76,128	55,253	41,210
32	Armament . . . . .	3,969	4,350	10,083	12,785	14,991	14,588	11,699	10,225
33	Communications . . . . .	10,084	10,626	26,426	44,141	42,403	42,092	37,286	27,148
34	Emergency Rescue Boat. . . . .	-	54	-	-	-	-	-	52
35	Photography. . . . .	355	396	2,084	2,493	2,688	1,596	1,141	751
36	Radar. . . . .	323	362	362	1,851	1,955	-	-	1,905
37	Weather. . . . .	671	-	1,682	1,647	6,484	9,693	5,939	4,873
38	Other. . . . .	1,910	1,710	5,745	9,541	5,591	11,140	5,176	2,184

a/ September not available.

## BY TYPE OF COURSE: SEP 1939 TO DEC 1946 -- Continued

1944				1945				1946				Line No.
Mar	Jun	Sep	Dec	Mar	Jun	Aug a/	Dec	Mar	Jun	Sep	Dec	
67,594	70,595	58,306	59,057	52,337	50,588	54,696	8,624	12,933	22,115	29,405	26,416	1
8,222	5,034	4,405	5,755	7,597	9,140	4,310	580	818	861	1,054	1,293	2
2,376	965	369	258	287	329	324	58	66	174	332	309	3
577	117	209	310	341	219	119	17	24	51	24	46	4
-	-	-	-	-	-	-	-	-	-	-	-	5
1,499	1,609	1,211	680	777	23	195	40	126	72	176	204	6
63	-	-	54	60	9	2	1	1	-	-	-	7
-	42	5	1	-	-	-	-	-	-	-	-	8
1,740	711	1,170	2,162	3,347	5,884	1,153	364	416	392	236	250	9
980	86	594	42	-	-	-	-	-	-	-	-	10
510	420	325	474	589	821	697	342	416	373	228	242	11
231	184	3	891	1,680	3,540	-	22	-	19	8	8	12
-	-	225	730	1,064	1,507	455	-	-	-	-	-	13
19	21	23	25	14	16	1	-	-	-	-	-	14
-	-	-	3	-	-	-	-	-	-	-	1	15
20	17	20	6	19	3	4	-	-	-	1	9	16
96	123	116	-	-	-	-	-	-	-	-	-	17
-	-	10	-	-	-	-	-	-	-	-	-	18
73	730	100	39	47	43	31	32	32	14	57	48	19
339	690	1,122	2,193	2,605	2,438	2,229	39	44	43	52	144	20
225	1	214	312	255	129	74	39	44	43	51	144	21
-	220	-	-	32	39	50	-	-	-	-	-	22
-	-	19	3	24	10	10	-	-	-	-	-	23
-	223	545	1,748	1,776	1,783	2,055	-	-	-	-	-	24
98	189	87	72	86	83	40	-	-	-	-	-	25
10	45	196	35	20	-	-	-	-	-	-	-	26
6	12	61	23	412	394	-	-	-	-	1	-	27
1,439	30	73	49	114	183	247	22	52	115	175	282	28
-	-	-	-	-	9	6	7	57	-	1	-	29
59,372	65,561	53,901	53,302	44,740	41,488	50,386	8,044	12,115	21,254	28,351	25,123	30
19,652	20,189	14,350	17,206	17,886	24,990	25,460	3,410	1,794	2,669	6,540	7,474	31
9,689	7,155	6,179	3,912	2,359	3,668	4,077	205	306	1,828	3,142	1,985	32
24,889	33,147	26,135	14,126	16,798	6,757	9,800	814	4,482	4,466	5,229	4,235	33
-	-	14	23	-	-	-	-	-	-	-	-	34
475	273	424	625	458	710	1,733	149	245	924	1,449	1,032	35
3,274	4,231	6,262	7,368	6,721	4,166	4,079	290	139	1,223	3,005	3,267	36
1,222	57	-	131	98	116	345	933	2,092	1,849	755	621	37
171	509	537	9,911	420	1,041	4,892	2,243	3,057	8,295	8,231	6,509	38

Table 56.-- TECHNICAL TRAINING GRADUATES, BY TYPE

Line No.	Course	Total	1939 (Jul- Dec)	1940	1941	1942	1943	1944	1945
1	Total . . . . .	1,534,757	1,588	14,375	43,028	286,411	615,628	311,330	199,008
2	<u>Officer &amp; Officer Candidate-Total</u>	132,108	-	-	1,402	30,802	40,385	27,812	29,067
3	Administrative . . . . .	53,994	-	-	-	24,856	21,959	5,079	1,222
4	Armament . . . . .	5,431	-	-	356	1,425	1,678	823	1,077
5	Cold Weather Flying . . . . .	84	-	-	-	-	34	25	25
6	Communications . . . . .	12,571	-	-	237	1,582	3,869	5,450	1,251
7	Cryptography . . . . .	945	-	-	-	-	294	361	290
8	Emergency Rescue Boat . . . . .	13	-	-	-	-	-	13	-
9	Engineering - Total . . . . .	34,441	-	-	571	1,828	6,980	8,808	15,312
10	Engineering Maint Cadet . . . . .	5,812	-	-	571	888	2,521	1,783	49
11	Engineering Officer Maint . . . . .	16,987	-	-	-	934	3,068	4,278	7,869
12	Flight Engineer . . . . .	8,598	-	-	-	-	388	1,652	6,509
13	Pre-Flight Engineer . . . . .	1,425	-	-	-	-	-	1,095	330
14	Weight & Balance Control . . . . .	1,619	-	-	-	6	1,003	-	555
15	Helicopter Training . . . . .	8	-	-	-	-	-	-	5
16	Link Trainer . . . . .	255	-	-	-	12	84	99	46
17	Navigator-Bombardier-Radar . . . . .	990	-	-	-	-	-	990	-
18	Navigator-Instructor-Radar . . . . .	62	-	-	-	-	-	62	-
19	Photography . . . . .	2,339	-	-	126	475	1,027	537	84
20	Radar - Total . . . . .	14,387	-	-	-	54	662	4,248	9,359
21	Air Radar . . . . .	1,088	-	-	-	-	38	393	599
22	Radar Air Intelligence . . . . .	755	-	-	-	-	108	324	323
23	Radar Maintenance . . . . .	276	-	-	-	31	52	41	152
24	Radar Observer Bombr (BTO) . . . . .	8,233	-	-	-	-	-	1,882	6,351
25	Radar Observer Nt Ftr Cadet . . . . .	1,115	-	-	-	5	120	687	303
26	Radar Observer (RCM) . . . . .	535	-	-	-	-	38	427	69
27	Other . . . . .	2,385	-	-	-	18	306	494	1,562
28	Weather . . . . .	6,197	-	-	112	570	3,732	1,316	381
29	Other . . . . .	391	-	-	-	-	66	1	15
30	<u>Enlisted Man - Total</u> . . . . .	1,402,649	1,588	14,375	41,626	255,609	575,243	283,518	169,941
31	Aircraft Maintenance . . . . .	722,829	872	8,932	27,407	159,903	299,042	128,849	86,280
32	Armament . . . . .	163,874	191	1,396	3,927	26,895	79,461	38,553	9,784
33	Communications . . . . .	232,455	292	2,148	5,825	35,642	90,199	65,238	25,937
34	Emergency Rescue Boat . . . . .	414	-	-	-	-	297	69	48
35	Photography . . . . .	17,644	118	498	871	3,487	7,606	2,172	1,368
36	Radar . . . . .	77,804	-	-	-	2,634	7,816	34,082	30,645
37	Weather . . . . .	23,300	14	238	803	3,092	9,116	4,856	897
38	Other . . . . .	164,329	101	1,163	2,793	23,956	81,706	9,699	14,982

## OF COURSE: QUARTERLY, 3RD QUARTER 1939 TO 1946

1946	1939		1940				1941				1942			Line No.
	3rd Qtr	4th Qtr	1st Qtr	2nd Qtr	3rd Qtr	4th Qtr	1st Qtr	2nd Qtr	3rd Qtr	4th Qtr	1st Qtr	2nd Qtr	3rd Qtr	
63,389	369	1,219	3,481	4,414	3,475	3,005	4,215	9,772	12,188	16,853	18,850	57,597	79,324	1
2,640	-	-	-	-	-	-	-	360	345	697	916	3,534	10,920	2
878	-	-	-	-	-	-	-	-	-	-	-	2,860	9,220	3
72	-	-	-	-	-	-	-	38	92	226	279	333	411	4
-	-	-	-	-	-	-	-	-	-	-	-	-	-	5
182	-	-	-	-	-	-	-	61	62	114	172	116	492	6
-	-	-	-	-	-	-	-	-	-	-	-	-	-	7
-	-	-	-	-	-	-	-	-	-	-	-	-	-	8
942	-	-	-	-	-	-	-	97	191	283	289	125	639	9
-	-	-	-	-	-	-	-	97	191	283	289	87	346	10
838	-	-	-	-	-	-	-	-	-	-	-	38	293	11
49	-	-	-	-	-	-	-	-	-	-	-	-	-	12
-	-	-	-	-	-	-	-	-	-	-	-	-	-	13
55	-	-	-	-	-	-	-	-	-	-	-	-	-	14
3	-	-	-	-	-	-	-	-	-	-	-	-	-	15
14	-	-	-	-	-	-	-	-	-	-	-	1	-	16
-	-	-	-	-	-	-	-	-	-	-	-	-	-	17
-	-	-	-	-	-	-	-	-	-	-	-	-	-	18
90	-	-	-	-	-	-	-	52	-	74	23	98	145	19
64	-	-	-	-	-	-	-	-	-	-	4	1	13	20
58	-	-	-	-	-	-	-	-	-	-	-	-	-	21
-	-	-	-	-	-	-	-	-	-	-	-	-	-	22
-	-	-	-	-	-	-	-	-	-	-	-	-	-	9
-	-	-	-	-	-	-	-	-	-	-	-	-	-	23
-	-	-	-	-	-	-	-	-	-	-	4	1	-	24
1	-	-	-	-	-	-	-	-	-	-	-	-	-	25
5	-	-	-	-	-	-	-	-	-	-	-	-	-	26
-	-	-	-	-	-	-	-	-	-	-	-	-	4	27
86	-	-	-	-	-	-	-	112	-	-	149	-	-	28
309	-	-	-	-	-	-	-	-	-	-	-	-	-	29
60,749	369	1,219	3,481	4,414	3,475	3,005	4,215	9,412	11,843	16,156	17,934	54,063	68,404	30
11,544	236	636	2,108	2,749	2,114	1,961	2,886	6,385	8,049	10,087	10,347	38,057	46,744	31
3,667	44	147	363	435	350	248	362	727	958	1,880	2,951	4,162	6,314	32
7,174	57	235	563	689	658	238	384	1,388	1,548	2,505	2,590	7,199	7,357	33
-	-	-	-	-	-	-	-	-	-	-	-	-	-	34
1,524	23	95	142	173	125	58	130	175	145	421	317	449	577	35
2,627	-	-	-	-	-	-	-	-	-	-	158	660	594	36
4,284	-	14	17	80	10	131	120	145	243	295	372	544	824	37
29,929	9	92	288	288	218	369	333	592	900	968	1,199	2,992	5,994	38

Table 56.— TECHNICAL TRAINING GRADUATES, BY TYPE OF

Course	1942 (Contd)	1943				1944		
	4th Qtr	1st Qtr	2nd Qtr	3rd Qtr	4th Qtr	1st Qtr	2nd Qtr	3rd Qtr
Total . . . . .	130,640	178,173	187,986	149,095	100,374	100,398	66,792	71,788
<u>Officer &amp; Officer Candidate - Total.</u> . . . . .	15,432	11,898	11,302	9,617	7,568	8,044	7,046	5,807
Administrative . . . . .	12,776	9,783	6,690	2,943	2,543	2,555	811	1,110
Armament . . . . .	402	311	627	502	238	128	94	331
Cold Weather Flying. . . . .	-	-	-	-	34	25	-	-
Communications . . . . .	802	453	1,348	1,183	885	2,334	1,314	728
Cryptography . . . . .	-	-	100	77	117	61	115	107
Emergency Rescue Boat. . . . .	-	-	-	-	-	8	-	-
Engineering - Total. . . . .	775	959	1,595	2,354	2,072	1,820	2,524	1,712
Engineering Maint Cadet. . . . .	166	-	391	1,332	798	465	485	391
Engineering Officer Maint. . . . .	603	720	945	589	814	820	1,482	1,099
Flight Engineer. . . . .	-	-	6	196	186	259	268	-
Pre-Flight Engineer. . . . .	-	-	-	-	-	276	289	222
Weight & Balance Control . . . . .	6	239	253	237	274	-	-	-
Helicopter Training. . . . .	-	-	-	-	-	-	-	-
Link Trainer . . . . .	11	14	14	26	30	23	18	23
Navigator-Bombardier-Radar . . . . .	-	-	-	-	-	159	248	466
Navigator-Instructor-Radar . . . . .	-	-	-	-	-	-	-	44
Photography. . . . .	209	225	381	189	232	119	270	53
Radar - Total. . . . .	36	152	168	-	342	351	930	1,169
Air Radar. . . . .	-	-	-	-	38	34	59	109
Radar Air Intelligence . . . . .	-	-	-	-	108	64	121	50
Radar Maintenance. . . . .	22	13	39	-	-	-	-	13
Radar Observer Bombdr (BTO). . . . .	-	-	-	-	-	-	-	728
Radar Observer Mt Ftr Cadet. . . . .	-	-	-	-	120	100	392	112
Radar Observer (RCM) . . . . .	-	-	-	-	38	91	94	62
Other. . . . .	14	139	129	-	38	62	264	95
Weather. . . . .	421	1	379	2,343	1,009	460	722	64
Other. . . . .	-	-	-	-	66	1	-	-
<u>Enlisted Man - Total</u> . . . . .	115,208	166,275	176,684	139,478	92,806	92,354	59,746	65,981
Aircraft Maintenance . . . . .	64,755	89,564	86,118	74,586	48,774	48,837	26,914	27,279
Armament . . . . .	13,468	17,507	30,639	20,432	10,883	8,150	12,605	9,412
Communications . . . . .	18,496	27,731	23,169	20,830	18,469	25,233	10,839	16,077
Emergency Rescue Boat. . . . .	-	-	-	72	225	52	-	-
Photography. . . . .	2,144	2,411	2,500	1,559	1,136	872	490	347
Radar. . . . .	1,222	2,878	2,272	85	2,581	3,059	6,796	9,848
Weather. . . . .	1,352	1,617	1,267	4,231	2,001	3,454	1,294	51
Other. . . . .	13,771	24,567	30,719	17,683	8,737	2,697	808	2,967

a/ July and August.

b/ September through December.

## COURSE: QUARTERLY, 3RD QUARTER 1939 TO 1946 -- Continued

1944 (Contd)	1945				1946				Course
	4th Qtr	1st Qtr	2nd Qtr	3rd Qtr a/ 4th Qtr b/	1st Qtr	2nd Qtr	3rd Qtr	4th Qtr	
72,352	62,855	60,149	41,380	34,624	6,821	13,422	23,040	20,106	<b>Total</b>
6,915	7,779	10,488	7,316	3,484	356	540	1,135	609	<u>Officer &amp; Officer Candidate-Total</u>
603	260	343	283	336	38	44	499	297	Administrative
270	282	433	269	93	5	4	49	14	Armament
-	18	7	-	-	-	-	-	-	Cold Weather Flying
1,074	267	506	261	217	26	101	31	24	Communications
78	154	124	9	3	-	-	-	-	Cryptography
5	-	-	-	-	-	-	-	-	Emergency Rescue Boat
2,752	3,923	5,566	3,954	1,869	253	83	456	150	Engineering - Total
442	49	-	-	-	-	-	-	-	Engineering Maint Cadet
877	1,954	3,132	2,104	682	227	76	397	138	Engineering Officer Maint
1,125	1,663	2,249	1,814	783	17	7	19	6	Flight Engineer
308	-	-	-	330	-	-	-	-	Pre-Flight Engineer
-	260	185	36	74	9	-	40	6	Weight & Balance Control
-	-	-	5	-	-	-	3	-	Helicopter Training
35	13	25	3	5	-	-	13	1	Link Trainer
117	-	-	-	-	-	-	-	-	Navigator-Bombardier-Radar
18	-	-	-	-	-	-	-	-	Navigator-Instructor-Radar
95	27	28	15	14	19	23	9	39	Photography
1,798	2,785	3,367	2,453	754	9	11	29	15	Radar - Total
191	223	206	110	60	8	11	29	10	Air Radar
89	105	88	87	43	-	-	-	-	Radar Air Intelligence
28	39	79	31	3	-	-	-	-	Radar Maintenance
1,154	1,873	2,104	1,764	610	-	-	-	-	Radar Observer Bombdr (BTO)
83	72	125	78	28	-	-	-	-	Radar Observer Nt Ptr Cadet
180	33	26	-	10	1	-	-	-	Radar Observer (RCM)
73	440	739	383	-	-	-	-	5	Other
70	50	83	61	187	-	-	17	69	Weather
-	-	6	3	6	6	274	29	-	Other
65,437	55,076	49,661	34,064	31,140	6,465	12,882	21,905	19,497	<u>Enlisted Man - Total</u>
25,819	25,858	25,753	19,250	15,419	2,531	1,581	2,795	4,637	Aircraft Maintenance
8,386	3,585	2,643	2,115	1,441	40	325	1,416	1,886	Armament
13,089	10,214	8,559	4,106	3,058	499	3,681	1,442	1,552	Communications
17	35	13	-	-	-	-	-	-	Emergency Rescue Boat
463	540	376	137	315	13	80	265	1,166	Photography
14,379	13,637	9,469	4,216	3,323	58	120	287	2,162	Radar
57	157	127	110	503	766	1,255	1,675	588	Weather
3,227	1,050	2,721	4,130	7,081	2,558	5,840	14,025	7,506	Other

Table 57.-- TECHNICAL TRAINING ELIMINEES AND FATALITIES,

Course	Total	1939 (Jul- Dec)	1940	1941	1942	1943	1944	1945	1946
Total . . . . .	321,384	220	1,042	5,480	28,153	96,035	77,265	85,811	27,378
<u>Officer &amp; Officer Candidate - Total.</u> . .	23,004	-	-	46	2,301	5,840	4,694	9,574	549
Administrative . . . . .	6,807	-	-	-	1,955	3,200	1,010	420	222
Armament . . . . .	779	-	-	18	226	292	74	140	29
Cold Weather Flying. . . . .	16	-	-	-	-	6	-	10	-
Communications . . . . .	1,833	-	-	7	37	207	1,091	445	46
Cryptography . . . . .	57	-	-	-	-	48	5	3	1
Emergency Rescue Boat. . . . .	3	-	-	-	-	-	3	-	-
Engineering - Total. . . . .	5,774	-	-	14	26	123	392	5,064	155
Engineering Maintenance Cadet. . .	270	-	-	14	7	51	198	-	-
Engineering Officer Maintenance. .	876	-	-	-	19	52	96	453	256
Flight Engineer. . . . .	4,205	-	-	-	-	19	87	4,090	9
Pre-Flight Engineer. . . . .	512	-	-	-	-	-	3	509	-
Weight & Balance Control . . . . .	21	-	-	-	-	1	8	12	-
Link Trainer . . . . .	5	-	-	-	-	1	1	1	2
Navigator-Bombardier-Radar . . . . .	24	-	-	-	-	-	24	-	-
Navigator Instructor-Radar . . . . .	4	-	-	-	-	-	4	-	-
Photography. . . . .	179	-	-	3	7	28	118	19	4
Radar - Total. . . . .	5,410	-	-	-	-	232	1,755	3,399	24
Air Radar. . . . .	108	-	-	-	-	-	28	56	24
Radar Air Intelligence . . . . .	63	-	-	-	-	9	24	30	-
Radar Maintenance. . . . .	13	-	-	-	-	-	-	13	-
Radar Observer Bombardier (BTO). .	4,071	-	-	-	-	-	1,341	2,730	-
Radar Observer Night Ftr Cadet . .	83	-	-	-	-	22	44	17	-
Radar Observer (RCM) . . . . .	39	-	-	-	-	2	28	9	-
Other. . . . .	1,033	-	-	-	-	199	290	544	-
Weather. . . . .	2,015	-	-	4	50	1,677	165	64	55
Other. . . . .	98	-	-	-	-	26	52	9	11
<u>Enlisted Man - Total</u> . . . . .	298,380	220	1,042	5,434	25,852	90,195	72,571	76,237	26,829
Aircraft Maintenance . . . . .	86,613	135	644	2,428	12,581	20,678	20,037	26,898	3,212
Armament . . . . .	36,017	28	69	884	3,455	9,528	11,715	8,995	1,343
Communications . . . . .	127,151	34	169	1,595	5,893	44,267	34,257	29,084	11,852
Emergency Rescue Boat. . . . .	239	-	-	-	-	224	15	-	-
Photography. . . . .	4,042	4	13	60	178	1,022	168	1,941	656
Radar. . . . .	15,461	-	-	-	1,029	3,599	4,304	5,403	1,126
Weather. . . . .	8,717	14	57	268	450	4,360	586	155	2,827
Other. . . . .	20,140	5	90	199	2,266	6,517	1,489	3,761	5,813



## BY TYPE OF COURSE: QUARTERLY 3RD QUARTER 1939 TO 1946

1939		1940				1941				1942		Course
3rd Qtr	4th Qtr	1st Qtr	2nd Qtr	3rd Qtr	4th Qtr	1st Qtr	2nd Qtr	3rd Qtr	4th Qtr	1st Qtr	2nd Qtr	
38	182	157	287	228	370	409	1,206	1,378	2,487	5,010	4,701	Total
-	-	-	-	-	-	2	8	19	17	37	220	<u>Officer &amp; Officer Candidate - Total</u>
-	-	-	-	-	-	-	-	-	-	-	99	Administrative
-	-	-	-	-	-	-	4	8	6	23	107	Armament
-	-	-	-	-	-	-	-	-	-	-	-	Cold Weather
-	-	-	-	-	-	-	-	5	2	7	-	Communications
-	-	-	-	-	-	-	-	-	-	-	-	Cryptography
-	-	-	-	-	-	-	-	-	-	-	-	Emergency Rescue Boat
-	-	-	-	-	-	2	3	3	6	2	3	Engineering - Total
-	-	-	-	-	-	2	3	3	6	2	3	Engineering Maintenance Cadet
-	-	-	-	-	-	-	-	-	-	-	-	Engineering Officer Maintenance
-	-	-	-	-	-	-	-	-	-	-	-	Flight Engineer
-	-	-	-	-	-	-	-	-	-	-	-	Pre-Flight Engineer
-	-	-	-	-	-	-	-	-	-	-	-	Weight & Balance Control
-	-	-	-	-	-	-	-	-	-	-	-	Link Trainer
-	-	-	-	-	-	-	-	-	-	-	-	Navigator-Bombardier-Radar
-	-	-	-	-	-	-	-	-	-	-	-	Navigator Instructor-Radar
-	-	-	-	-	-	-	1	2	-	-	3	Photography
-	-	-	-	-	-	-	-	-	-	-	-	Radar - Total
-	-	-	-	-	-	-	-	-	-	-	-	Air Radar
-	-	-	-	-	-	-	-	-	-	-	-	Radar Air Intelligence
-	-	-	-	-	-	-	-	-	-	-	-	Radar Maintenance
-	-	-	-	-	-	-	-	-	-	-	-	Radar Observer Bombardier (BTO)
-	-	-	-	-	-	-	-	-	-	-	-	Radar Observer Night Ftr Cadet
-	-	-	-	-	-	-	-	-	-	-	-	Radar Observer (RCM)
-	-	-	-	-	-	-	-	-	-	-	-	Other
-	-	-	-	-	-	-	-	1	3	5	8	Weather
-	-	-	-	-	-	-	-	-	-	-	-	Other
38	182	157	287	228	370	407	1,198	1,359	2,470	4,973	4,481	<u>Enlisted Man - Total</u>
16	119	98	182	113	251	232	583	527	1,086	2,752	2,780	Aircraft Maintenance
14	14	15	26	14	14	40	92	200	552	935	788	Armament
7	27	18	44	62	45	89	414	531	561	1,079	556	Communications
-	-	-	-	-	-	-	-	-	-	-	-	Emergency Rescue Boat
1	3	1	4	2	6	15	9	6	30	20	25	Photography
-	-	-	-	-	-	-	-	-	-	6	135	Radar
-	14	3	9	15	30	11	53	55	149	48	73	Weather
-	5	22	22	22	24	20	47	40	92	133	124	Other

Table 57.-- TECHNICAL TRAINING ELIMINEES AND FATALITIES, BY TYPE

Course	1942 (Contd)		1943				1944		
	3rd Qtr	4th Qtr	1st Qtr	2nd Qtr	3rd Qtr	4th Qtr	1st Qtr	2nd Qtr	3rd Qtr
<b>Total . . . . .</b>	<b>7,414</b>	<b>11,028</b>	<b>23,119</b>	<b>24,828</b>	<b>27,785</b>	<b>20,303</b>	<b>32,341</b>	<b>9,546</b>	<b>11,401</b>
<b>Officer &amp; Officer Candidate - Total . .</b>	<b>763</b>	<b>1,281</b>	<b>1,701</b>	<b>999</b>	<b>2,115</b>	<b>1,025</b>	<b>1,245</b>	<b>740</b>	<b>682</b>
Administrative . . . . .	696	1,160	1,380	588	648	584	592	117	180
Armament . . . . .	37	59	7	8	267	10	3	26	28
Cold Weather Flying . . . . .	-	-	-	-	-	6	-	-	-
Communications . . . . .	7	23	16	53	64	74	296	289	297
Cryptography . . . . .	-	-	-	11	35	2	-	-	1
Emergency Rescue Boat . . . . .	-	-	-	-	-	-	-	1	2
Engineering - Total . . . . .	2	19	3	36	33	51	109	79	83
Engineering Maintenance Cadet . . .	1	1	-	5	12	34	26	45	63
Engineering Officer Maintenance . .	1	18	2	25	15	10	9	25	18
Flight Engineer . . . . .	-	-	-	6	6	7	72	8	2
Pre-Flight Engineer . . . . .	-	-	-	-	-	-	-	-	-
Weight & Balance Control . . . . .	-	-	1	-	-	-	2	1	-
Link Trainer . . . . .	-	-	-	-	1	-	-	-	1
Navigator-Bombardier-Radar . . . . .	-	-	-	-	-	-	2	2	16
Navigator Instructor-Radar . . . . .	-	-	-	-	-	-	-	-	-
Photography . . . . .	2	2	4	6	6	12	8	55	35
Radar - Total . . . . .	-	-	114	75	-	43	63	132	38
Air Radar . . . . .	-	-	-	-	-	-	3	1	15
Radar Air Intelligence . . . . .	-	-	-	-	-	9	8	7	8
Radar Maintenance . . . . .	-	-	-	-	-	-	-	-	-
Radar Observer Bombardier (BTO) . .	-	-	-	-	-	-	-	2	5
Radar Observer Night Ftr Cadet . . .	-	-	-	-	-	22	21	12	7
Radar Observer (RCM) . . . . .	-	-	-	-	-	2	14	11	3
Other . . . . .	-	-	114	75	-	10	17	99	-
Weather . . . . .	19	18	177	222	1,061	217	120	39	1
Other . . . . .	-	-	-	-	-	26	52	-	-
<b>Enlisted Man - Total . . . . .</b>	<b>6,651</b>	<b>9,747</b>	<b>21,418</b>	<b>23,829</b>	<b>25,670</b>	<b>19,278</b>	<b>31,096</b>	<b>8,806</b>	<b>10,719</b>
Aircraft Maintenance . . . . .	3,577	3,472	4,683	5,455	6,526	4,014	9,908	1,442	1,538
Armament . . . . .	920	812	2,780	2,039	2,130	2,579	2,031	1,317	995
Communications . . . . .	1,341	2,917	9,063	12,422	12,523	10,259	17,192	5,122	6,902
Emergency Rescue Boat . . . . .	-	-	-	-	153	71	14	-	-
Photography . . . . .	44	89	229	369	283	141	81	28	28
Radar . . . . .	154	734	2,312	614	8	665	746	752	1,146
Weather . . . . .	114	215	311	838	2,358	853	508	65	13
Other . . . . .	501	1,508	2,040	2,092	1,689	696	616	80	97

a/ July and August.

b/ September through December.

## OF COURSE: QUARTERLY 3RD QUARTER 1939 TO 1946 -- Continued

1944 (Contd)	1945				1946				Course
	4th Qtr	1st Qtr	2nd Qtr	3rd Qtr a/ b/	4th Qtr b/	1st Qtr	2nd Qtr	3rd Qtr	
23,977	21,761	17,598	7,941	38,511	3,884	9,687	6,302	7,505	Total
2,027	1,745	1,197	1,125	5,507	56	33	197	263	<u>Officer &amp; Officer Candidate - Total</u>
121	35	252	60	73	4	1	85	132	Administrative
17	25	31	31	53	1	4	19	5	Armament
-	10	-	-	-	-	-	-	-	Cold Weather Flying
209	29	329	28	59	-	-	5	41	Communications
4	-	3	-	-	-	1	-	-	Cryptography
-	-	-	-	-	-	-	-	-	Emergency Rescue Boat
121	248	462	604	3,750	40	13	64	38	Engineering - Total
64	-	-	-	-	-	-	-	-	Engineering Maintenance Cadet
44	84	82	173	114	34	13	63	36	Engineering Officer Maintenance
5	86	297	203	3,504	6	-	1	2	Flight Engineer
3	77	80	222	130	-	-	-	-	Pre-Flight Engineer
5	1	3	6	2	-	-	-	-	Weight & Balance Control
-	-	-	1	-	-	-	-	2	Link Trainer
4	-	-	-	-	-	-	-	-	Navigator-Bombardier-Radar
4	-	-	-	-	-	-	-	-	Navigator Instructor-Radar
20	2	3	7	7	-	-	1	3	Photography
1,522	1,396	106	379	1,518	4	2	5	13	Radar - Total
9	28	11	4	13	4	2	5	13	Air Radar
1	2	4	17	7	-	-	-	-	Radar Air Intelligence
-	7	1	5	-	-	-	-	-	Radar Maintenance
1,334	1,067	50	128	1,485	-	-	-	-	Radar Observer Bombardier (BTO)
4	1	-	4	12	-	-	-	-	Radar Observer Night Ftr Cadet
-	2	6	-	1	-	-	-	-	Radar Observer (RCM)
174	289	34	221	-	-	-	-	-	Other
5	-	5	14	45	4	8	15	28	Weather
-	-	6	1	2	3	4	3	1	Other
21,950	20,016	16,401	6,816	33,004	3,828	9,654	6,105	7,242	<u>Enlisted Man - Total</u>
7,149	5,618	4,341	2,152	14,787	1,361	475	583	793	Aircraft Maintenance
7,372	4,285	731	1,135	2,844	57	135	458	693	Armament
5,041	8,161	9,442	2,209	9,272	554	6,272	1,864	3,162	Communications
1	-	-	-	-	-	-	-	-	Emergency Rescue Boat
31	84	164	62	1,631	42	41	98	475	Photography
1,660	1,608	982	708	2,105	123	155	689	159	Radar
-	5	3	12	135	826	1,503	368	130	Weather
696	255	738	538	2,230	865	1,073	2,045	1,830	Other

Table 58.-- AVIATION CADETS IN THE AAF, BY TYPE OF TRAINING: JUN 1922 TO DEC 1946

End of Month	Total	Flying Training	Technical Training	End of Month	Total	Flying Training	Technical Training
1922				1939			
Jun . . . . .	113	113	-	Mar . . . . .	630	630	-
Dec . . . . .	106	106	-	Jun . . . . .	633	633	-
1923				Sep . . . . .	990	990	-
Jun . . . . .	77	77	-	Dec . . . . .	1,328	1,328	-
Dec . . . . .	127	127	-	1940			
1924				Mar . . . . .	1,524	1,524	-
Jun . . . . .	119	119	-	Jun . . . . .	1,894	1,894	-
Dec . . . . .	114	114	-	Sep . . . . .	3,051	3,051	-
1925				Dec . . . . .	4,792	4,792	-
Jun . . . . .	103	103	-	1941			
Dec . . . . .	138	138	-	Mar . . . . .	8,437	7,755	682
1926				Jun . . . . .	8,627	7,859	768
Jun . . . . .	142	142	-	Sep . . . . .	8,859	7,522	1,337
Dec . . . . .	108	108	-	Dec . . . . .	17,614	16,733	881
1927				1942			
Jun . . . . .	125	125	-	Mar . . . . .	38,359	37,214	1,145
Dec . . . . .	172	172	-	Jun . . . . .	50,213	48,432	1,781
1928				Sep . . . . .	79,571	76,951	2,620
Jun . . . . .	280	280	-	Dec . . . . .	94,003	89,973	4,030
Dec . . . . .	331	331	-	1943			
1929				Mar . . . . .	108,315	101,411	6,904
Jun . . . . .	403	403	-	Jun . . . . .	99,672	92,741	6,931
Dec . . . . .	269	269	-	Sep . . . . .	108,220	103,888	4,332
1930				Dec . . . . .	114,336	109,322	5,014
Jun . . . . .	378	378	-	1944			
Dec . . . . .	284	284	-	Mar . . . . .	100,542	96,042	4,500
1931				Jun . . . . .	82,647	79,774	2,873
Jun . . . . .	418	418	-	Sep . . . . .	60,114	58,355	1,759
Dec . . . . .	289	289	-	Dec . . . . .	38,929	38,796	133
1932				1945			
Jun . . . . .	325	325	-	Jan . . . . .	34,482	34,418	64
Dec . . . . .	252	252	-	Feb . . . . .	29,821	29,761	60
1933				Mar . . . . .	25,300	24,931	369
Jun . . . . .	238	238	-	Apr . . . . .	21,180	20,313	867
Dec . . . . .	177	177	-	May . . . . .	19,262	17,211	2,051
1934				Jun . . . . .	16,764	13,891	2,873
Jun . . . . .	318	318	-	Jul . . . . .	15,937	11,785	4,152
Dec . . . . .	290	290	-	Aug . . . . .	14,783	10,509	4,274
1935				Sep . . . . .	12,602	12,602	-
Jun . . . . .	363	363	-	Oct . . . . .	8,109	8,109	-
Dec . . . . .	312	312	-	Nov . . . . .	1,699	1,699	-
1936				Dec . . . . .	322	322	-
Jun . . . . .	328	328	-	1946			
Dec . . . . .	288	288	-	Jan . . . . .	181	181	-
1937				Feb . . . . .	104	104	-
Jun . . . . .	166	166	-	Mar . . . . .	55	55	-
Dec . . . . .	295	295	-	Apr . . . . .	15	15	-
1938				May . . . . .	12	12	-
Jun . . . . .	342	342	-	Jun . . . . .	7	7	-
Dec . . . . .	495	495	-	Jul . . . . .	7	7	-
				Aug . . . . .	2	2	-
				Sep . . . . .	3	3	-
				Oct . . . . .	-	-	-
				Nov . . . . .	-	-	-
				Dec . . . . .	-	-	-

## 3. AIRCRAFT AND EQUIPMENT

Table 59.-- FACTORY ACCEPTANCES OF ALL MILITARY AIRPLANES, BY TYPE OF AIRPLANE: QUARTERLY, 1940 TO 1944; MONTHLY, 1945 AND 1946

(Includes experimental airplanes and US financed Canadian production.)

Year and Quarter or Month	Total	Very Heavy Bomber	Heavy Bomber	Medium Bomber	Light Bomber	Fighter	Reconnaissance	Transport	Trainer	Communications
Total . . . . .	302,134	3,961	31,915	22,245	40,830	102,385	4,136	24,359	58,568	13,735
<u>Annually</u>										
1940 . . . . .	6,028	-	61	95	1,038	1,689	123	290	2,731	1
1941 . . . . .	19,445	1	318	865	2,935	4,421	727	532	9,376	270
1942 . . . . .	47,675	3	2,615	4,122	5,894	10,780	1,468	1,985	17,632	3,176
1943 . . . . .	85,433	92	9,524	7,624	12,122	24,085	734	7,013	19,942	4,377
1944 . . . . .	95,272	1,161	15,173	6,782	11,892	38,895	261	9,834	7,578	3,696
1945 . . . . .	46,865	2,642	4,224	2,726	6,910	21,578	692	4,613	1,309	2,171
1946 . . . . .	1,416	62	-	31	39	1,017	131	92	-	44
<u>Quarterly</u>										
1940										
1st Qtr. . . . .	809	-	15	26	234	170	47	51	266	-
2nd Qtr. . . . .	1,405	-	-	12	281	353	13	75	671	-
3rd Qtr. . . . .	1,667	-	18	28	221	495	34	77	793	1
4th Qtr. . . . .	2,147	-	28	29	302	671	29	87	1,001	-
1941										
1st Qtr. . . . .	3,128	-	24	95	574	684	79	91	1,570	11
2nd Qtr. . . . .	4,207	-	50	243	732	765	107	84	2,186	40
3rd Qtr. . . . .	5,236	-	53	261	781	1,115	220	141	2,567	98
4th Qtr. . . . .	6,874	1	191	266	848	1,857	321	216	3,053	121
1942										
1st Qtr. . . . .	9,517	-	376	563	955	2,268	436	330	3,845	744
2nd Qtr. . . . .	11,113	-	546	987	1,216	2,454	327	396	4,264	923
3rd Qtr. . . . .	12,676	-	710	1,254	1,544	2,796	432	614	4,540	786
4th Qtr. . . . .	14,369	3	983	1,318	2,179	3,262	273	645	4,983	723
1943										
1st Qtr. . . . .	16,668	-	1,371	1,592	2,154	3,709	230	1,253	5,444	915
2nd Qtr. . . . .	20,480	-	2,100	2,100	2,909	5,102	126	1,729	5,442	972
3rd Qtr. . . . .	22,475	26	2,716	1,872	3,285	6,568	167	1,925	4,831	1,085
4th Qtr. . . . .	25,810	66	3,337	2,060	3,774	8,626	211	2,106	4,225	1,405
1944										
1st Qtr. . . . .	26,569	171	4,135	2,076	3,532	9,936	43	2,607	2,987	1,082
2nd Qtr. . . . .	25,049	221	4,327	1,874	3,175	9,979	4	2,739	1,878	852
3rd Qtr. . . . .	23,115	291	3,859	1,398	2,733	9,840	22	2,410	1,609	953
4th Qtr. . . . .	20,539	478	2,852	1,434	2,452	9,140	192	2,078	1,104	809
<u>Monthly</u>										
1945										
Jan. . . . .	6,420	221	818	535	823	2,811	102	644	252	214
Feb. . . . .	6,216	260	781	397	825	2,798	80	599	207	269
Mar. . . . .	6,968	291	826	425	1,002	3,227	104	613	176	304
Apr. . . . .	6,332	321	686	355	908	2,937	84	589	168	284
May. . . . .	6,274	350	531	329	958	2,927	92	617	184	286
Jun. . . . .	5,713	370	405	231	909	2,683	97	553	150	315
Jul. . . . .	4,635	375	114	209	792	2,115	79	522	110	319
Aug. . . . .	2,820	319	38	141	549	1,266	30	268	62	147
Sep. . . . .	686	126	10	54	81	274	24	101	-	16
Oct. . . . .	403	2	15	5	61	248	-	70	-	2
Nov. . . . .	203	3	-	9	1	158	-	27	-	5
Dec. . . . .	195	4	-	36	1	134	-	10	-	10
1946										
Jan. . . . .	110	8	-	3	2	82	-	3	-	12
Feb. . . . .	120	7	-	2	3	99	-	5	-	4
Mar. . . . .	123	8	-	2	2	103	-	8	-	-
Apr. . . . .	98	14	-	3	2	69	-	10	-	-
May. . . . .	127	21	-	2	2	92	-	10	-	-
Jun. . . . .	65	4	-	2	3	45	-	7	-	4
Jul. . . . .	69	-	-	3	2	52	6	6	-	-
Aug. . . . .	131	-	-	2	3	90	23	5	-	8
Sep. . . . .	136	-	-	4	3	86	32	9	-	2
Oct. . . . .	194	-	-	2	6	137	31	11	-	7
Nov. . . . .	130	-	-	2	3	97	18	8	-	2
Dec. . . . .	113	-	-	4	8	65	21	10	-	5

Source: Assistant Chief of Air Staff-4, Deputy AC/AS-4 for Plans and Administration, Analysis and Plans.

Table 60.-- FACTORY ACCEPTANCES OF ALL MILITARY AIRPLANES, BY PLANT AND BY TYPE AND MODEL OF AIRPLANE:  
1940 TO 1946

Note.-- Includes experimental airplanes and US financed Canadian production. Army cognizance production is shown by model, Navy cognizance by type.)

Plant, Type and Model	Total	1940	1941	1942	1943	1944	1945	1946
<b>Total</b> . . . . .	302,133	6,028	19,445	47,675	85,433	95,272	46,865	1,415
US Production . . . . .	296,873	6,028	19,434	47,032	83,007	93,623	46,334	1,415
US Financed Canadian Production . . . . .	5,260	-	11	643	2,426	1,649	531	-
<b>Aerona: Middletown, Ohio - Total</b> . . . . .	2,439	-	29	829	1,276	305	-	-
Army - PT-19, PT-23 . . . . .	995	-	-	16	754	225	-	-
L-3 . . . . .	1,439	-	24	813	522	80	-	-
Other . . . . .	5	-	5	-	-	-	-	-
<b>Beech: Wichita, Kans - Total</b> . . . . .	7,432	49	255	1,924	2,610	1,979	615	-
Army - A-38 . . . . .	2	-	-	-	-	-	2	-
F-2 . . . . .	55	13	-	-	-	20	22	-
C-45 . . . . .	1,771	19	41	-	60	1,060	591	-
C-43 <sup>a/</sup> . . . . .	419	7	23	71	157	161	-	-
AT-7, AT-10, AT-11 . . . . .	5,175	-	191	1,853	2,393	738	-	-
Other . . . . .	10	10	-	-	-	-	-	-
<b>Bell: Atlanta, Ga</b> . . . . .								
Army - B-29 . . . . .	668	-	-	-	4	201	463	-
<b>Bell: Buffalo, NY - Total</b> . . . . .	12,977	24	928	1,973	4,979	3,552	1,506	15
Army - P-39 . . . . .	9,588	13	926	1,973	4,947	1,729	-	-
P-59 . . . . .	66	-	-	-	1	36	29	-
P-63 . . . . .	3,303	-	-	-	31	1,786	1,475	11
P-83 . . . . .	2	-	-	-	-	-	1	1
Other . . . . .	17	11	1	-	-	1	1	3
Navy - Fighter . . . . .	1	-	1	-	-	-	-	-
<b>Bellanca: New Castle, Del - Total</b> . . . . .	42	-	3	-	-	39	-	-
Army - O-50 . . . . .	3	-	3	-	-	-	-	-
AT-21 . . . . .	39	-	-	-	-	39	-	-
<b>Boeing: Renton, Wash - Total</b> . . . . .	1,122	-	-	-	-	139	920	63
Army - B-29 . . . . .	1,119	-	-	-	-	139	918	62
C-97 . . . . .	3	-	-	-	-	-	2	1
<b>Boeing: Seattle, Wash - Total</b> . . . . .	7,340	61	345	1,447	2,341	2,837	309	-
Army - B-29 . . . . .	3	-	-	3	-	-	-	-
B-17 . . . . .	6,942	53	144	1,259	2,340	2,837	309	-
A-20 . . . . .	380	-	195	185	-	-	-	-
Other . . . . .	14	8	6	-	-	-	-	-
Navy - Patrol Bomber . . . . .	1	-	-	-	1	-	-	-
<b>Boeing: Vancouver, Canada</b> . . . . .								
Navy - Patrol Bomber . . . . .	290	-	-	-	75	203	12	-
<b>Boeing: Wichita, Kan - Total</b> . . . . .	9,929	590	2,062	2,218	2,732	1,430	897	-
Army - B-29 . . . . .	1,634	-	-	-	87	722	825	-
PT-13, PT-17 <sup>b/</sup> . . . . .	7,839	490	2,009	1,917	2,643	708	72	-
Other . . . . .	456	100	53	301	2	-	-	-
<b>Brewster: Long Island City, NY</b> . . . . .								
Army - A-32 . . . . .	2	-	-	-	-	-	2	-
<b>Brewster: Johnsville, Pa - Total</b> . . . . .	1,997	160	311	188	704	634	-	-
Navy - Light Bomber . . . . .	771	-	-	168	568	35	-	-
Fighter . . . . .	1,226	160	311	20	136	599	-	-
<b>Budd: Philadelphia, Pa</b> . . . . .								
Navy - Transport . . . . .	17	-	-	-	-	17	-	-
<b>Canadian Car: Fort William, Canada</b> . . . . .								
Navy - Light Bomber . . . . .	834	-	-	-	29	497	308	-
<b>Cessna: Wichita, Kans - Total</b> . . . . .	5,359	6	618	1,435	2,829	471	-	-
Army - C-78 . . . . .	3,206	-	-	187	2,548	471	-	-
AT-8 . . . . .	673	6	596	71	-	-	-	-
AT-17 . . . . .	1,480	-	22	1,177	281	-	-	-

<sup>a/</sup> Includes 23 Navy transports in 1941 and 44 in 1942.

<sup>b/</sup> Includes 114 Navy trainers in 1940 and 486 in 1941.

Table 60.-- FACTORY ACCEPTANCES OF ALL MILITARY AIRPLANES, BY PLANT AND BY TYPE AND MODEL OF AIRPLANE:  
1940 TO 1946 -- Continued

Plant, Type and Model	Total	1940	1941	1942	1943	1944	1945	1946
<u>Chance-Vought: Stratford, Conn - Total</u> . . .	8,256	59	632	820	1,780	2,673	2,046	246
Navy - Light Bomber . . . . .	108	-	107	1	-	-	-	-
Reconnaissance . . . . .	1,219	57	524	638	-	-	-	-
Fighter . . . . .	6,924	1	-	178	1,780	2,673	2,046	246
Transport . . . . .	5	1	1	3	-	-	-	-
<u>Columbia: Valley Stream, NY</u>								
Navy - Transport . . . . .	330	-	-	-	13	198	119	-
<u>Consolidated Vultee: Allentown, Pa</u>								
Navy - Light Bomber . . . . .	180	-	-	-	-	2	178	-
<u>Consolidated Vultee: Downey, Calif - Total</u>	11,687	232	1,913	4,207	4,050	1,283	2	-
Army - A-31 . . . . .	2	-	-	2	-	-	-	-
BT-13, BT-15 . . . . .	11,537	232	1,841	4,132	4,049	1,283	-	-
Other . . . . .	148	-	72	73	1	-	2	-
<u>Consolidated Vultee: Ft. Worth, Tex - Total</u>	3,148	-	-	50	1,233	1,765	100	-
Army - B-24 . . . . .	2,743	-	-	9	1,123	1,611	-	-
B-32 . . . . .	114	-	-	-	-	14	100	-
C-87 . . . . .	291	-	-	41	110	140	-	-
<u>Consolidated Vultee: Nashville, Tenn - Total</u>	1,966	1	171	645	766	270	113	-
Army - A-31, A-35 . . . . .	1,529	-	-	493	766	270	-	-
P-38 . . . . .	113	-	-	-	-	-	113	-
L-1, L-9 . . . . .	324	1	171	152	-	-	-	-
<u>Consolidated Vultee: New Orleans, La</u>								
Navy - Patrol Bomber . . . . .	235	-	-	-	-	51	184	-
<u>Consolidated Vultee: San Diego, Calif - Total</u>	9,661	30	569	1,891	3,098	2,958	1,115	-
Army - B-24 . . . . .	6,725	7	169	1,123	2,345	2,450	631	-
B-32 . . . . .	4	-	-	-	-	2	2	-
Navy - Patrol Bomber . . . . .	2,858	23	400	768	753	461	453	-
Transport . . . . .	74	-	-	-	-	45	29	-
<u>Consolidated Vultee: Wayne, Mich - Total</u> . .	4,104	6	-	20	1,346	1,629	1,103	-
Army - AT-19 . . . . .	500	-	-	2	230	268	-	-
L-5 . . . . .	3,590	-	-	10	1,116	1,361	1,103	-
Other . . . . .	14	6	-	8	-	-	-	-
<u>Culver: Wichita, Kans</u>								
Army - ICA, LFA . . . . .	19	1	6	12	-	-	-	-
<u>Curtiss-Wright: Buffalo, NY - Total</u> . . . .	17,612	1,295	2,523	4,513	4,885	3,236	1,159	1
Army - P-40 . . . . .	13,738	778	2,246	4,454	4,258	2,002	-	-
P-47 . . . . .	354	-	-	6	271	77	-	-
C-46 . . . . .	2,711	-	-	46	353	1,152	1,159	1
Other . . . . .	723	482	227	7	3	4	-	-
Navy - Light Bomber . . . . .	85	35	50	-	-	-	-	-
Fighter . . . . .	1	-	-	-	-	1	-	-
<u>Curtiss-Wright: Columbus, Ohio - Total</u> . . .	6,496	1	-	357	1,062	2,999	2,055	22
Navy - Light Bomber . . . . .	5,116	-	-	50	612	2,833	1,610	11
Fighter . . . . .	2	-	-	-	-	-	-	2
Reconnaissance . . . . .	1,378	1	-	307	450	166	445	9
<u>Curtiss-Wright: Louisville, Ky - Total</u> . . .	458	-	-	-	10	175	273	-
Army - C-46 . . . . .	438	-	-	-	-	165	273	-
Other . . . . .	20	-	-	-	10	10	-	-
<u>Curtiss-Wright: St. Louis, Mo - Total</u> . . . .	2,261	61	234	997	623	316	30	-
Army - A-25 . . . . .	900	-	-	1	585	314	-	-
C-46 . . . . .	29	-	-	-	-	2	27	-
AT-9 . . . . .	791	-	45	713	33	-	-	-
Other . . . . .	36	27	1	-	5	-	3	-
Navy - Trainer . . . . .	505	34	188	283	-	-	-	-
<u>De Havilland: Toronto, Canada</u>								
Army - PT-24 . . . . .	200	-	5	195	-	-	-	-
<u>Douglas: Chicago, Ill</u>								
Army - C-54 . . . . .	655	-	-	-	9	227	419	-

Table 60.-- FACTORY ACCEPTANCES OF ALL MILITARY AIRPLANES, BY PLANT AND BY TYPE AND MODEL OF AIRPLANE:  
1940 TO 1946 -- Continued

Plant, Type and Model	Total	1940	1941	1942	1943	1944	1945	1946
<u>Douglas: El Segundo, Calif - Total</u> . . . . .	5,443	122	335	964	2,985	985	26	26
Army - A-26 . . . . .	3	-	-	-	2	1	-	-
Navy - Light Bomber . . . . .	5,429	111	335	964	2,983	984	26	26
Transport . . . . .	11	11	-	-	-	-	-	-
<u>Douglas: Long Beach, Calif - Total</u> . . . . .	9,447	-	1	1,860	2,930	3,203	1,447	6
Army - B-17 . . . . .	3,000	-	-	85	952	1,271	692	-
A-20 . . . . .	999	-	1	975	23	-	-	-
A-26 . . . . .	1,157	-	-	-	7	395	754	1
C-47 . . . . .	4,285	-	-	800	1,948	1,537	-	-
C-74 . . . . .	6	-	-	-	-	-	1	5
<u>Douglas: Oklahoma City, Okla</u>								
Army - C-47, C-117 . . . . .	5,381	-	-	-	465	3,363	1,553	-
<u>Douglas: Santa Monica, Calif - Total</u> . . . . .	7,359	472	981	971	2,197	2,446	290	2
Army - B-42 . . . . .	2	-	-	-	-	-	1	1
A-20 . . . . .	6,006	297	815	625	1,952	2,317	-	-
P-70 . . . . .	60	-	-	60	-	-	-	-
C-54 . . . . .	508	-	-	26	63	129	289	1
C-112 . . . . .	-	-	-	-	-	-	-	-
DC-3 Type . . . . .	719	115	165	257	182	-	-	-
Other . . . . .	64	60	1	3	-	-	-	-
<u>Douglas: Tulsa, Okla - Total</u> . . . . .	2,870	-	-	8	1,009	877	976	-
Army - B-24 . . . . .	964	-	-	8	394	562	-	-
A-26 . . . . .	1,291	-	-	-	-	315	976	-
A-24 . . . . .	615	-	-	-	615	-	-	-
<u>Eastern: Linden, NJ</u>								
Navy - Fighter . . . . .	5,927	-	-	23	1,437	3,130	1,337	-
<u>Eastern: Trenton, NJ</u>								
Navy - Light Bomber . . . . .	7,546	-	-	3	1,109	3,481	2,953	-
<u>Engineering &amp; Research: Riverdale, Md</u>								
Army - O-55 . . . . .	1	-	1	-	-	-	-	-
<u>Fairchild: Burlington, NC</u>								
Army - AT-21 . . . . .	105	-	-	-	8	97	-	-
<u>Fairchild: Hagerstown, Md - Total</u> . . . . .	6,061	267	964	1,878	2,062	802	9	79
Army - C-82 . . . . .	88	-	-	-	-	-	9	79
C-61 g/ . . . . .	1,012	14	51	147	400	400	-	-
PT-19, PT-23, PT-26 . . . . .	4,958	253	913	1,731	1,661	400	-	-
Other . . . . .	3	-	-	-	1	2	-	-
<u>Fairchild: Montreal, Canada</u>								
Navy - Light Bomber . . . . .	300	-	-	-	1	199	100	-
<u>Fisher Body: Cleveland, Ohio</u>								
Army - P-75 . . . . .	14	-	-	-	-	2	12	-
<u>Fleet: Fort Erie, Canada</u>								
Army - PT-23, PT-26 . . . . .	1,150	-	-	7	1,094	49	-	-
<u>Fleetwings: Bristol, Pa</u>								
Army - BT-12 . . . . .	25	-	1	1	23	-	-	-
<u>Ford: Willow Run, Mich</u>								
Army - B-24 . . . . .	6,792	-	-	24	1,291	3,991	1,486	-
<u>G &amp; A: Willow Grove, Pa</u>								
Army - R-390 & R-9 . . . . .	8	-	7	-	-	-	-	1
<u>Globe: Fort Worth, Tex</u>								
Army - AT-10 . . . . .	600	-	-	-	268	332	-	-
<u>Goodyear: Akron, Ohio</u>								
Navy - Fighter . . . . .	4,016	-	-	-	377	2,108	1,529	2

g/ Includes 3 Navy transports in 1940.



Table 60.-- FACTORY ACCEPTANCES OF ALL MILITARY AIRPLANES, BY PLANT AND BY TYPE AND MODEL OF AIRPLANE  
1940 TO 1946 -- Continued

Plant, Type and Model	Total	1940	1941	1942	1943	1944	1945	1946
<b>Grumman: Bathpage, NY - Total</b> . . . . .	18,058	148	429	2,277	4,406	6,328	4,040	430
Navy - Light Bomber . . . . .	2,292	-	1	646	1,645	-	-	-
Fighter . . . . .	15,170	106	325	1,457	2,647	6,207	3,998	430
Transport . . . . .	596	42	103	174	114	121	42	-
<b>Higgins: New Orleans, La</b>								
Army - C-46 . . . . .	2	-	-	-	-	2	-	-
<b>Howard: Chicago, Ill - Total</b> . . . . .	832	-	6	30	617	179	-	-
Army - PT-23 . . . . .	349	-	-	3	344	2	-	-
Navy - Transport . . . . .	278	-	6	26	69	177	-	-
Trainer . . . . .	205	-	-	1	204	-	-	-
<b>Interstate: El Segundo, Calif - Total</b> . . . . .	259	-	-	19	240	-	-	-
Army - L-6 . . . . .	251	-	-	11	240	-	-	-
L-8 . . . . .	8	-	-	8	-	-	-	-
<b>Kellett: Philadelphia, Pa - Total</b> . . . . .	9	-	-	-	5	1	1	2
Army - O-60 . . . . .	7	-	-	-	5	1	1	-
R-8 . . . . .	2	-	-	-	-	-	-	2
<b>Lockheed "A": Burbank, Calif - Total</b> . . . . .	5,764	-	25	981	2,072	1,661	1,021	4
Army - B-17 . . . . .	2,750	-	-	68	887	1,244	551	-
B-34 . . . . .	1,014	-	25	913	76	-	-	-
Navy - Patrol Bomber . . . . .	2,000	-	-	-	1,109	417	470	4
<b>Lockheed "B": Burbank, Calif - Total</b> . . . . .	13,914	386	1,424	2,542	3,164	4,196	1,802	400
Army - A-28, A-29 . . . . .	2,189	170	1,100	836	83	-	-	-
P-38 . . . . .	9,423	1	205	1,265	2,213	4,186	1,553	-
P-80 . . . . .	540	-	-	-	-	5	238	297
FP-80 . . . . .	103	-	-	-	-	-	-	103
F-4, F-5 . . . . .	500	-	2	214	284	-	-	-
C-69 . . . . .	15	-	-	-	1	3	11	-
Lodestar Type . . . . .	620	45	98	180	297	-	-	-
Other d/ . . . . .	524	170	19	47	286	2	-	-
<b>Martin: Baltimore, Md - Total</b> . . . . .	6,937	238	548	1,344	2,294	1,926	555	32
Army - B-26 . . . . .	3,572	-	263	717	1,149	1,267	176	-
A-30 . . . . .	1,575	-	146	505	675	249	-	-
Other . . . . .	464	227	128	-	109	-	-	-
Navy - Patrol Bomber . . . . .	1,320	11	11	122	361	410	379	26
Light Bomber . . . . .	1	-	-	-	-	-	-	1
Transport . . . . .	5	-	-	-	-	-	-	5
<b>Martin: Omaha, Nebr - Total</b> . . . . .	2,121	-	-	86	1,216	383	436	-
Army - B-29 . . . . .	536	-	-	-	1	99	436	-
B-26 . . . . .	1,585	-	-	86	1,215	284	-	-
<b>McDonnell: Memphis, Tenn</b>								
Army - AT-21 . . . . .	30	-	-	-	-	30	-	-
<b>McDonnell: St. Louis, Mo - Total</b> . . . . .	2	-	-	-	-	-	1	1
Army - P-67 . . . . .	1	-	-	-	-	-	1	-
Navy - Fighter . . . . .	1	-	-	-	-	-	-	1
<b>Nash Kelvinator: Detroit, Mich</b>								
Army - R-6 . . . . .	219	-	-	-	-	5	214	-
<b>Naval Aircraft: Philadelphia, Pa - Total</b> . . . . .	1,302	228	612	307	39	97	19	-
Navy - Patrol Bomber . . . . .	155	-	-	-	39	97	19	-
Light Bomber . . . . .	30	1	22	7	-	-	-	-
Reconnaissance . . . . .	300	-	-	300	-	-	-	-
Trainer . . . . .	817	227	590	-	-	-	-	-
<b>Noorduyn: Montreal, Canada - Total</b> . . . . .	2,256	-	6	441	1,223	500	86	-
Army - C-64 . . . . .	756	-	6	1	209	454	86	-
AT-16 . . . . .	1,500	-	-	440	1,014	46	-	-
<b>North American: Dallas, Tex - Total</b> . . . . .	18,787	-	711	3,697	4,262	6,817	3,300	-
Army - B-24 . . . . .	966	-	-	-	61	905	-	-
P-51 . . . . .	4,552	-	-	-	177	2,540	1,835	-
F-6 . . . . .	299	-	-	-	-	74	225	-
C-82 . . . . .	3	-	-	-	-	-	3	-
AT-6 . . . . .	12,967	-	711	3,697	4,024	3,298	1,237	-

d/ Includes 1 Navy transport in 1941.

Table 60.-- FACTORY ACCEPTANCES OF ALL MILITARY AIRPLANES, BY PLANT AND BY TYPE AND MODEL OF AIRPLANE:  
1940 TO 1946 -- Continued

Plant, Type and Model	Total	1940	1941	1942	1943	1944	1945	1946
<b>North American: Inglewood, Calif - Total</b> . . . . .	16,653	1,245	1,843	1,904	3,145	5,033	3,464	19
Army - B-25 . . . . .	3,208	-	171	1,119	1,253	665	-	-
A-36 . . . . .	500	-	-	142	358	-	-	-
P-51 . . . . .	10,134	-	138	634	1,533	4,368	3,461	-
P-82 . . . . .	21	-	-	-	-	-	2	19
AT-6 g/. . . . .	2,163	631	1,524	8	-	-	-	-
Other . . . . .	627	614	10	1	1	-	1	-
<b>North American: Kansas City, Kans</b>								
Army - B-25 . . . . .	6,608	-	-	435	1,701	3,012	1,460	-
<b>Northrop: Hawthorne, Calif - Total</b> . . . . .	1,151	-	24	291	144	449	219	24
Army - A-31 . . . . .	400	-	-	291	109	-	-	-
P-61 . . . . .	706	-	-	-	34	449	219	4
F-15 . . . . .	19	-	-	-	-	-	-	19
Other . . . . .	2	-	-	-	1	-	-	1
Navy - Light Bomber . . . . .	24	-	24	-	-	-	-	-
<b>Piper: Lockhaven, Pa - Total</b> . . . . .	5,941	-	44	1,855	1,319	1,904	819	-
Army - L-4, L-14 . . . . .	5,611	-	44	1,595	1,249	1,904	819	-
Navy - Trainer . . . . .	230	-	-	230	-	-	-	-
Liaison . . . . .	100	-	-	30	70	-	-	-
<b>Platt-Le Page: Eddystone, Pa</b>								
Army - R-1 . . . . .	2	-	-	-	-	-	2	-
<b>Bearwin: Kansas City, Kans</b>								
Army - 8125 . . . . .	25	25	-	-	-	-	-	-
<b>Republic: Evansville, Ind</b>								
Army - P-47 . . . . .	6,242	-	-	10	1,131	3,087	2,014	-
<b>Republic: Farmingdale, NK - Total</b> . . . . .	9,522	153	170	626	3,026	3,901	1,643	3
Army - P-43 . . . . .	272	2	160	110	-	-	-	-
P-47 . . . . .	9,087	-	1	516	3,026	3,901	1,643	-
Other . . . . .	163	151	9	-	-	-	-	3
<b>Ryan: San Diego, Calif - Total</b> . . . . .	1,512	152	607	679	5	3	66	-
Army - PT-20, PT-21, PT-25 . . . . .	392	149	238	-	5	-	-	-
PT-22 . . . . .	1,048	-	369	679	-	-	-	-
Other . . . . .	3	3	-	-	-	-	-	-
Navy - Fighter . . . . .	69	-	-	-	-	3	66	-
<b>St. Louis: St. Louis, Mo - Total</b> . . . . .	363	13	-	1	288	61	-	-
Army - PT-19, PT-23 . . . . .	350	-	-	1	288	61	-	-
Other . . . . .	13	13	-	-	-	-	-	-
<b>Sikorsky: Stratford, Conn - Total</b> . . . . .	204	-	-	1	14	119	32	38
Army - R-4 . . . . .	130	-	-	1	14	115	-	-
R-5 . . . . .	65	-	-	-	-	1	30	34
R-6 . . . . .	5	-	-	-	-	3	2	-
Navy - Rotary Wing . . . . .	4	-	-	-	-	-	-	4
<b>Spartan: Tulsa, Okla</b>								
Navy - Trainer . . . . .	201	-	76	125	-	-	-	-
<b>Taylorcraft: Alliance, Ohio</b>								
Army - L-2 . . . . .	1,940	-	24	529	1,161	226	-	-
<b>Timb: Van Nuys, Calif</b>								
Navy - Trainer . . . . .	262	-	-	15	247	-	-	-
<b>Universal: Bristol, Va</b>								
Army - L-7 . . . . .	19	-	-	19	-	-	-	-
<b>Vickers: Montreal, Canada</b>								
Navy - Patrol Bomber . . . . .	230	-	-	-	4	201	25	-
<b>Waco: Troy, Ohio - Total</b> . . . . .	6	3	2	1	-	-	-	-
Army - PT-14 . . . . .	2	-	1	1	-	-	-	-
Other . . . . .	4	3	1	-	-	-	-	-

g/Includes 36 Navy trainers in 1940.

Source: Assistant Chief of Air Staff-4, Deputy AC/AS-4 for Plans and Administration, Analysis and Plans.

Table 61.-- AIRFRAME WEIGHT OF ALL FACTORY ACCEPTED MILITARY AIRPLANES, BY TYPE OF AIRPLANE: QUARTERLY, 1940 TO 1944; MONTHLY 1945 AND 1946

(In thousands of pounds. Includes experimental airplanes for 1945-1946 and US financed Canadian production.)

Year and Quarter or Month	Total	Very Heavy Bomber	Heavy Bomber	Medium Bomber	Light Bomber	Fighter	Reconnaissance	Transport	Trainer	Communications
Total. . . . .	2,547,804	190,991	758,294	315,748	314,716	538,303	16,007	271,424	132,550	9,771
<b>Annually</b>										
1940. . . . .	23,110	-	1,182	1,221	6,781	5,486	348	2,483	5,607	2
1941. . . . .	81,364	-	6,761	11,456	22,657	16,389	1,884	3,761	18,097	359
1942. . . . .	275,830	-	62,042	55,858	44,590	48,808	5,119	18,250	39,294	1,869
1943. . . . .	654,187	4,425	227,789	107,555	83,181	121,845	3,878	55,498	47,058	2,958
1944. . . . .	961,120	55,834	360,099	98,013	95,283	215,536	1,030	113,619	19,059	2,647
1945. . . . .	539,367	127,870	100,421	40,894	61,949	124,648	2,828	75,470	3,435	1,852
1946. . . . .	12,826	2,862	-	751	275	5,591	920	2,343	-	84
<b>Quarterly</b>										
1940										
1st Qtr. . . . .	3,920	-	281	298	1,555	539	183	451	613	-
2nd Qtr. . . . .	5,589	-	-	155	1,803	1,155	43	827	1,606	-
3rd Qtr. . . . .	5,886	-	337	341	1,363	1,633	63	639	1,508	2
4th Qtr. . . . .	7,715	-	564	427	2,060	2,159	59	566	1,880	-
1941										
1st Qtr. . . . .	11,988	-	521	1,283	3,837	2,227	196	896	3,008	20
2nd Qtr. . . . .	17,650	-	1,060	3,206	5,309	2,594	275	841	4,295	70
3rd Qtr. . . . .	21,673	-	1,100	3,492	6,332	4,210	576	958	4,852	153
4th Qtr. . . . .	30,053	-	4,080	3,475	7,179	7,358	837	1,066	5,942	116
1942										
1st Qtr. . . . .	46,437	-	8,512	7,448	8,377	9,642	1,694	2,243	7,939	582
2nd Qtr. . . . .	60,095	-	12,687	12,899	9,333	11,011	960	3,831	8,875	499
3rd Qtr. . . . .	76,978	-	17,099	17,065	11,513	12,918	1,322	6,028	10,627	406
4th Qtr. . . . .	92,320	-	23,744	18,446	15,367	15,237	1,143	6,148	11,853	382
1943										
1st Qtr. . . . .	112,404	-	33,163	21,517	14,275	18,038	1,176	10,001	13,681	553
2nd Qtr. . . . .	152,946	-	50,410	30,257	20,222	24,844	440	13,601	12,506	666
3rd Qtr. . . . .	176,327	1,251	64,876	26,523	22,405	33,019	1,003	15,483	11,009	758
4th Qtr. . . . .	212,510	3,174	79,340	29,258	26,279	45,944	1,259	16,413	9,862	981
1944										
1st Qtr. . . . .	248,886	8,224	98,239	30,183	27,140	53,482	151	23,782	6,913	772
2nd Qtr. . . . .	255,773	10,630	102,620	26,707	25,091	54,510	11	30,798	4,814	592
3rd Qtr. . . . .	238,343	13,997	91,525	20,014	22,482	54,815	84	30,332	4,430	664
4th Qtr. . . . .	218,118	22,983	67,715	21,109	20,570	52,729	784	28,707	2,902	619
<b>Monthly</b>										
1945										
Jan. . . . .	72,236	10,630	19,239	7,737	7,081	16,511	414	9,813	618	193
Feb. . . . .	71,274	12,506	18,524	5,937	7,296	16,410	316	9,539	521	225
Mar. . . . .	79,080	13,997	19,539	6,233	9,228	18,982	431	9,940	475	255
Apr. . . . .	73,593	15,440	16,261	5,276	8,517	17,268	343	9,789	454	245
May. . . . .	71,591	16,883	12,706	4,906	9,096	16,804	379	10,078	497	242
Jun. . . . .	65,119	18,029	9,811	3,562	8,452	15,088	405	9,111	405	256
Jul. . . . .	52,942	18,254	2,841	3,276	6,952	12,016	333	8,721	297	252
Aug. . . . .	34,793	15,568	923	2,310	4,286	6,903	116	4,388	168	131
Sep. . . . .	11,842	6,137	231	864	592	1,578	91	2,327	-	22
Oct. . . . .	3,537	95	346	122	449	1,384	-	1,138	-	3
Nov. . . . .	1,610	142	-	165	-	882	-	412	-	9
Dec. . . . .	1,750	189	-	506	-	822	-	214	-	19
1946										
Jan. . . . .	1,120	378	-	74	14	524	-	107	-	23
Feb. . . . .	997	262	-	49	19	556	-	104	-	7
Mar. . . . .	1,303	378	-	49	22	649	-	205	-	-
Apr. . . . .	1,458	662	-	74	13	424	-	285	-	-
May. . . . .	1,852	993	-	49	15	514	-	281	-	-
Jun. . . . .	728	189	-	49	23	317	-	143	-	7
Jul. . . . .	525	-	-	72	8	246	34	165	-	-
Aug. . . . .	723	-	-	50	18	414	121	105	-	15
Sep. . . . .	1,038	-	-	90	18	439	221	267	-	3
Oct. . . . .	1,278	-	-	50	53	702	226	233	-	14
Nov. . . . .	869	-	-	50	20	493	132	168	-	6
Dec. . . . .	935	-	-	95	52	313	186	280	-	9

Source: Assistant Chief of Air Staff-4, Deputy AC/AS-4 for Plans and Administration, Analysis and Plans.

Table 62.-- FACTORY ACCEPTANCES OF ARMY COGNIZANCE AIRPLANES, BY TYPE AND MODEL OF AIRPLANE: QUARTERLY, 1940 TO 1944; MONTHLY 1945 AND 1946

(Includes experimental airplanes and US financed Canadian production.)

Type and Model	Total	1940	1941	1942	1943	1944	1945	1946	1940				1941				1942		
									1st Qtr	2nd Qtr	3rd Qtr	4th Qtr	1st Qtr	2nd Qtr	3rd Qtr	4th Qtr	1st Qtr	2nd Qtr	3rd Qtr
<b>Total . . . . .</b>	231,748	5,054	15,860	41,092	68,600	69,956	30,537	649	701	1,224	1,470	1,659	2,271	3,239	4,360	5,990	8,489	9,571	10,911
<b>Very Heavy Bomber - Total</b>	3,961	-	1	3	92	1,161	2,642	62	-	-	-	-	-	-	-	1	-	-	-
B-19 . . . . .	1	-	1	-	-	-	-	-	-	-	-	-	-	-	-	1	-	-	-
B-29 . . . . .	3,960	-	-	3	92	1,161	2,642	62	-	-	-	-	-	-	-	-	-	-	-
<b>Heavy Bomber - Total . . . . .</b>	31,000	60	313	2,576	9,393	14,887	3,771	-	15	-	18	27	23	48	52	190	376	545	696
B-17 . . . . .	12,692	53	144	1,412	4,179	5,352	1,552	-	15	-	17	21	21	21	5	97	234	279	365
B-24 . . . . .	18,190	7	169	1,164	5,214	9,519	2,117	-	-	-	1	6	2	27	47	93	142	266	331
B-32 . . . . .	118	-	-	-	-	16	102	-	-	-	-	-	-	-	-	-	-	-	-
<b>Medium Bomber - Total . . . . .</b>	16,071	62	459	3,271	5,413	5,228	1,637	1	26	12	24	-	27	126	135	171	405	799	1,038
B-25 . . . . .	9,816	-	171	1,554	2,954	3,677	1,460	-	-	-	-	-	13	41	35	82	224	346	458
B-26 . . . . .	5,157	-	263	803	2,364	1,551	176	-	-	-	-	-	14	85	99	65	67	161	289
B-42 . . . . .	2	-	-	-	-	-	1	1	-	-	-	-	-	-	-	-	-	-	-
Other . . . . .	1,096	62	25	914	95	-	-	-	26	12	24	-	-	-	1	24	114	292	291
<b>Light Bomber - Total . . . . .</b>	18,114	891	2,396	4,055	5,175	3,861	1,735	1	218	247	199	227	424	533	672	767	902	915	1,004
A-20 . . . . .	7,385	297	1,011	1,785	1,975	2,317	-	-	71	84	83	59	123	180	311	397	462	337	467
A-24 . . . . .	615	-	-	-	615	-	-	-	-	-	-	-	-	-	-	-	-	-	-
A-25 . . . . .	900	-	-	1	585	314	-	-	-	-	-	-	-	-	-	-	-	-	-
A-26 . . . . .	2,451	-	-	-	9	711	1,730	1	-	-	-	-	-	-	-	-	-	-	-
A-28, A-29 . . . . .	2,189	170	1,100	836	83	-	-	-	-	-	29	141	166	348	337	249	290	252	196
A-30 . . . . .	1,575	-	146	505	675	249	-	-	-	-	-	-	-	1	24	121	127	127	80
A-31, A-35 . . . . .	1,931	-	-	786	875	270	-	-	-	-	-	-	-	-	-	23	199	261	-
A-36 . . . . .	500	-	-	142	358	-	-	-	-	-	-	-	-	-	-	-	-	-	-
Other . . . . .	568	424	139	-	-	-	5	-	147	163	87	27	135	4	-	-	-	-	-
<b>Fighter - Total . . . . .</b>	69,048	1,422	3,784	9,102	17,628	24,174	12,602	336	132	322	416	552	504	546	968	1,766	2,023	2,108	2,409
P-38 . . . . .	9,536	1	205	1,265	2,213	4,186	1,666	-	-	-	1	-	3	12	61	129	225	285	362
P-39 . . . . .	9,588	13	926	1,973	4,947	1,729	-	-	-	-	1	12	20	53	336	517	433	366	466
P-40 . . . . .	13,738	778	2,246	4,454	4,258	2,002	-	-	-	36	274	468	439	457	514	836	960	1,129	1,228
P-47 . . . . .	15,683	-	1	532	4,428	7,065	3,657	-	-	-	-	-	-	-	-	1	5	37	166
P-51 . . . . .	14,686	-	138	634	1,710	6,908	5,296	-	-	-	-	-	-	-	8	130	220	254	160
P-59 . . . . .	66	-	-	-	1	36	29	-	-	-	-	-	-	-	-	-	-	-	-
P-61 . . . . .	706	-	-	-	34	449	219	4	-	-	-	-	-	-	-	-	-	-	-
P-63 . . . . .	3,303	-	-	-	31	1,786	1,475	11	-	-	-	-	-	-	-	-	-	-	-
P-70 . . . . .	60	-	-	60	-	-	-	-	-	-	-	-	-	-	-	-	-	34	26
P-80 . . . . .	540	-	-	-	-	5	238	297	-	-	-	-	-	-	-	-	-	-	-

P-82 . . . . .	19	-	-	-	-	-	-	19	-	-	-	-	-	-	-	-	-	-	-	-
P-84 . . . . .	3	-	-	-	-	-	-	3	-	-	-	-	-	-	-	-	-	-	-	-
Other . . . . .	1,120	630	268	184	6	8	22	2	132	286	140	72	42	24	49	153	180	3	-	
<b>Reconnaissance - Total . . . . .</b>	<b>1,239</b>	<b>65</b>	<b>203</b>	<b>223</b>	<b>284</b>	<b>95</b>	<b>247</b>	<b>122</b>	<b>45</b>	<b>10</b>	<b>10</b>	<b>-</b>	<b>1</b>	<b>35</b>	<b>87</b>	<b>80</b>	<b>124</b>	<b>23</b>	<b>20</b>	
F-2 . . . . .	55	13	-	-	-	20	22	-	2	10	1	-	-	-	-	-	-	-	-	
F-4, F-5 . . . . .	500	-	2	214	284	-	-	-	-	-	-	-	-	-	-	2	118	20	20	
F-6 . . . . .	299	-	-	-	-	74	225	-	-	-	-	-	-	-	-	-	-	-	-	
F-15 . . . . .	19	-	-	-	-	-	-	19	-	-	-	-	-	-	-	-	-	-	-	
FP-80 . . . . .	103	-	-	-	-	-	-	103	-	-	-	-	-	-	-	-	-	-	-	
Other . . . . .	263	52	201	9	-	1	-	-	43	-	9	-	1	35	87	78	6	3	-	
<b>Transport - Total . . . . .</b>	<b>22,972</b>	<b>233</b>	<b>398</b>	<b>1,738</b>	<b>6,817</b>	<b>9,276</b>	<b>4,423</b>	<b>87</b>	<b>33</b>	<b>56</b>	<b>68</b>	<b>76</b>	<b>84</b>	<b>82</b>	<b>117</b>	<b>115</b>	<b>224</b>	<b>360</b>	<b>546</b>	
C-43 . . . . .	352	7	-	27	157	161	-	-	5	1	1	-	-	-	-	-	-	-	-	
C-45 . . . . .	1,771	19	41	-	60	1,060	591	-	1	7	6	5	1	9	31	-	-	-	-	
C-46 . . . . .	3,181	-	1	46	353	1,321	1,459	1	-	-	-	-	-	-	-	-	-	1	21	
C-47 . . . . .	10,368	115	165	1,057	2,595	4,900	1,536	-	25	40	25	25	45	36	37	47	133	266	358	
C-54 . . . . .	1,163	-	-	26	72	356	708	1	-	-	-	-	-	-	-	-	1	7	11	
C-61 . . . . .	1,009	11	51	147	400	400	-	-	-	-	5	6	-	-	9	42	48	55	28	
C-64 . . . . .	756	-	6	1	209	454	86	-	-	-	-	-	-	-	6	1	-	-	-	
C-69 . . . . .	15	-	-	-	1	3	11	-	-	-	-	-	-	-	-	-	-	-	-	
C-74 . . . . .	5	-	-	-	-	-	-	5	-	-	-	-	-	-	-	-	-	-	-	
C-78 . . . . .	3,206	-	-	187	2,548	471	-	-	-	-	-	-	-	-	-	-	-	-	68	
C-82 . . . . .	79	-	-	-	-	-	-	79	-	-	-	-	-	-	-	-	-	-	-	
C-87 . . . . .	291	-	-	41	110	140	-	-	-	-	-	-	-	-	-	-	-	-	9	
C-117 . . . . .	17	-	-	-	-	-	-	-	-	-	-	-	-	-	-	-	-	-	-	
Lodestar Type . . . . .	620	45	98	180	297	-	-	-	-	3	20	22	34	21	30	13	15	31	51	
Other . . . . .	139	36	36	26	15	10	15	1	2	5	11	18	4	15	10	7	26	-	-	
<b>Trainer - Total . . . . .</b>	<b>55,712</b>	<b>2,320</b>	<b>8,036</b>	<b>16,978</b>	<b>19,491</b>	<b>7,578</b>	<b>1,309</b>	<b>-</b>	<b>232</b>	<b>577</b>	<b>734</b>	<b>777</b>	<b>1,197</b>	<b>1,829</b>	<b>2,231</b>	<b>2,779</b>	<b>3,691</b>	<b>3,898</b>	<b>4,412</b>	
AT-6 . . . . .	15,094	595	2,235	3,705	4,024	3,298	1,237	-	104	82	98	311	524	602	479	630	627	759	1,107	
AT-7, AT-10, AT-11 . . . . .	5,775	-	191	1,853	2,661	1,070	-	-	-	-	-	-	9	45	38	99	172	353	649	
AT-8, AT-17 . . . . .	2,153	6	618	1,248	281	-	-	-	-	-	-	6	46	119	218	235	330	294	237	
BT-13, BT-15 . . . . .	11,537	232	1,841	4,132	4,049	1,283	-	-	1	16	83	132	168	415	605	653	1,003	969	1,088	
PT-13, PT-17, PT-27 . . . . .	7,539	376	1,523	2,217	2,643	708	72	-	11	94	183	88	197	442	440	444	433	557	496	
PT-19, PT-23, PT-26 . . . . .	7,802	253	913	1,758	4,141	737	-	-	-	26	103	124	159	180	237	337	347	382	506	
Other . . . . .	5,812	858	715	2,065	1,692	482	-	-	116	359	267	116	94	26	214	381	779	584	329	
<b>Communications - Total . . . . .</b>	<b>13,631</b>	<b>1</b>	<b>270</b>	<b>3,146</b>	<b>4,307</b>	<b>3,696</b>	<b>2,171</b>	<b>40</b>	<b>-</b>	<b>-</b>	<b>1</b>	<b>-</b>	<b>11</b>	<b>40</b>	<b>98</b>	<b>121</b>	<b>744</b>	<b>923</b>	<b>786</b>	
L-1 . . . . .	324	1	171	152	-	-	-	-	-	-	1	-	11	40	79	41	152	-	-	
L-2 . . . . .	1,940	-	24	529	1,161	226	-	-	-	-	-	-	-	-	4	20	120	256	125	
L-3 . . . . .	1,439	-	24	813	522	80	-	-	-	-	-	-	-	-	4	20	83	259	251	
L-4, L-14 . . . . .	5,611	-	44	1,595	1,249	1,904	819	-	-	-	-	-	-	-	4	40	389	407	409	
L-5 . . . . .	3,590	-	-	10	1,116	1,361	1,103	-	-	-	-	-	-	-	-	-	-	-	-	
R-4, R-5 . . . . .	195	-	-	1	14	116	30	34	-	-	-	-	-	-	-	-	-	1	-	
R-6 . . . . .	224	-	-	-	-	8	216	-	-	-	-	-	-	-	-	-	-	-	-	
R-13 . . . . .	3	-	-	-	-	-	-	3	-	-	-	-	-	-	-	-	-	-	-	
Other . . . . .	305	-	7	46	245	1	3	3	-	-	-	-	-	-	7	-	-	-	1	

Table 62.-- FACTORY ACCEPTANCES OF ARMY COGNIZANCE AIRPLANES, BY TYPE AND MODEL OF AIRPLANE: QUARTERLY, 1940 TO 1944; MONTHLY, 1945 TO 1946 -- Continued

Type and Model	1942	1943				1944			
	4th Qtr	1st Qtr	2nd Qtr	3rd Qtr	4th Qtr	1st Qtr	2nd Qtr	3rd Qtr	4th Qtr
<b>Total</b> . . . . .	12,121	14,386	16,526	17,751	19,937	19,987	18,364	17,001	14,604
<b>Very Heavy Bomber</b>									
B-29. . . . .	3	-	-	26	66	171	221	291	478
<b>Heavy Bomber - Total</b> . . . . .	959	1,329	2,068	2,677	3,319	4,134	4,308	3,758	2,687
B-17. . . . .	534	744	1,005	1,148	1,282	1,538	1,507	1,366	941
B-24. . . . .	425	585	1,063	1,529	2,037	2,596	2,801	2,389	1,733
B-32. . . . .	-	-	-	-	-	-	-	3	13
<b>Medium Bomber - Total</b> . . . . .	1,029	1,184	1,514	1,295	1,420	1,461	1,534	1,145	1,088
B-25. . . . .	526	678	820	669	787	858	1,133	850	836
B-26. . . . .	286	421	685	625	633	603	401	295	252
Other . . . . .	217	85	9	1	-	-	-	-	-
<b>Light Bomber - Total</b> . . . . .	1,234	1,055	1,112	1,308	1,700	1,608	1,019	769	465
A-20. . . . .	519	323	531	476	645	895	795	583	44
A-24. . . . .	-	1	62	243	309	-	-	-	-
A-25. . . . .	1	10	68	177	330	314	-	-	-
A-26. . . . .	-	-	1	2	6	21	83	186	421
A-28, A-29. . . . .	98	-	83	-	-	-	-	-	-
A-30. . . . .	171	175	150	170	180	180	69	-	-
A-31, A-35. . . . .	303	188	217	240	230	198	72	-	-
A-36. . . . .	142	358	-	-	-	-	-	-	-
<b>Fighter - Total</b> . . . . .	2,562	3,218	3,874	4,713	5,823	6,130	5,964	6,179	5,901
P-38. . . . .	393	452	386	432	943	982	1,049	1,166	989
P-39. . . . .	708	1,187	1,262	1,284	1,214	1,001	603	125	-
P-40. . . . .	1,137	953	1,105	1,200	1,000	799	476	454	273
P-47. . . . .	324	553	858	1,312	1,705	1,932	1,824	1,794	1,515
P-51. . . . .	-	70	262	467	911	1,232	1,568	1,934	2,174
P-59. . . . .	-	-	-	1	-	3	6	12	15
P-61. . . . .	-	-	-	15	19	55	94	121	179
P-63. . . . .	-	1	1	1	28	126	342	571	747
P-80. . . . .	-	-	-	-	-	-	-	-	5
Other . . . . .	-	2	-	1	3	-	2	2	4
<b>Reconnaissance - Total</b> . . . . .	56	84	-	89	111	-	-	4	91
F-2 . . . . .	-	-	-	-	-	-	-	4	16
F-4, F-5. . . . .	56	84	-	89	111	-	-	-	-
F-6 . . . . .	-	-	-	-	-	-	-	-	74
FP-80 . . . . .	-	-	-	-	-	-	-	-	1
<b>Transport - Total</b> . . . . .	608	1,229	1,703	1,893	1,992	2,414	2,588	2,293	1,981
C-43. . . . .	27	36	56	34	31	78	72	11	-
C-45. . . . .	-	2	2	5	51	171	283	312	294
C-46. . . . .	24	61	85	106	101	139	237	409	536
C-47. . . . .	300	459	630	702	804	1,245	1,597	1,186	872
C-54. . . . .	7	12	15	19	26	37	72	118	129
C-61. . . . .	16	92	93	95	120	94	130	117	59
C-64. . . . .	-	19	36	66	88	121	133	111	89
C-69. . . . .	-	-	-	1	-	-	1	-	2
C-78. . . . .	119	444	650	738	716	471	-	-	-
C-87. . . . .	32	29	27	33	21	48	63	29	-
Lodestar Type . . . . .	83	74	109	85	29	-	-	-	-
Other . . . . .	-	1	-	9	5	10	-	-	-
<b>Trainer - Total</b> . . . . .	4,977	5,392	5,333	4,665	4,101	2,987	1,878	1,609	1,104
AT-6. . . . .	1,212	1,310	1,356	758	600	641	671	1,074	912
AT-7, AT-10, AT-11. . . . .	679	726	758	687	490	496	367	187	20
AT-8, AT-17. . . . .	387	281	-	-	-	-	-	-	-
BT-13, BT-15. . . . .	1,072	1,197	965	942	945	880	403	-	-
PT-13, PT-17, PT-27 . . . . .	731	735	825	720	363	219	197	190	102
PT-19, PT-23, Pt-26 . . . . .	523	671	988	1,179	1,303	621	116	-	-
Other . . . . .	373	472	441	379	400	130	124	158	70
<b>Communications - Total</b> . . . . .	693	895	922	1,085	1,405	1,082	852	953	809
L-2 . . . . .	28	291	241	289	340	226	-	-	-
L-3 . . . . .	220	102	112	140	168	80	-	-	-
L-4, L-14 . . . . .	390	287	200	315	447	381	527	600	396
L-5 . . . . .	10	120	225	331	440	382	309	308	362
R-4, R-5. . . . .	-	-	-	6	8	13	15	45	43
R-6 . . . . .	-	-	-	-	-	-	1	-	7
Other . . . . .	45	95	144	4	2	-	-	-	1

Table 62.-- FACTORY ACCEPTANCE OF ARMY COGNIZANCE AIRPLANES, BY TYPE AND MODEL OF AIRPLANE: QUARTERLY, 1940 TO 1944; MONTHLY, 1945 TO 1946 -- Continued

Type and Model	1945											
	Jan	Feb	Mar	Apr	May	Jun	Jul	Aug	Sep	Oct	Nov	Dec
<b>Total</b> . . . . .	4,520	4,314	4,621	4,268	4,153	3,743	2,750	1,356	374	217	117	104
<b>Very Heavy Bomber</b>												
B-29 . . . . .	221	260	291	321	350	370	375	319	126	2	3	4
<b>Heavy Bomber - Total</b> . . . . .	753	716	761	636	477	353	72	3	-	-	-	-
B-17 . . . . .	319	304	307	243	179	136	64	-	-	-	-	-
B-24 . . . . .	427	395	436	382	281	196	-	-	-	-	-	-
B-32 . . . . .	7	17	18	11	17	21	8	3	-	-	-	-
<b>Medium Bomber - Total</b> . . . . .	382	278	283	181	177	163	122	50	-	-	-	1
B-25 . . . . .	315	220	236	177	177	163	122	50	-	-	-	-
B-26 . . . . .	67	58	47	4	-	-	-	-	-	-	-	-
B-42 . . . . .	-	-	-	-	-	-	-	-	-	-	-	1
<b>Light Bomber - Total</b> . . . . .	160	189	282	287	318	281	167	48	-	1	1	1
A-26 . . . . .	160	188	282	287	318	279	167	48	-	-	-	1
Other . . . . .	-	1	-	-	-	2	-	-	-	1	1	-
<b>Fighter - Total</b> . . . . .	1,885	1,807	1,887	1,794	1,729	1,537	1,047	463	137	151	82	83
P-38 . . . . .	301	253	289	252	225	175	118	53	-	-	-	-
P-47 . . . . .	480	544	539	591	528	415	305	157	67	25	1	5
P-51 . . . . .	822	704	759	670	677	701	570	208	65	94	26	-
P-59 . . . . .	5	5	5	8	6	-	-	-	-	-	-	-
P-61 . . . . .	37	33	26	26	26	26	13	12	2	7	5	6
P-63 . . . . .	240	265	255	240	252	199	5	-	2	9	3	5
P-80 . . . . .	-	1	3	6	13	20	36	31	-	15	47	66
Other . . . . .	-	2	11	1	2	1	-	2	1	1	-	1
<b>Reconnaissance - Total</b> . . . . .	44	22	46	26	33	39	34	3	-	-	-	-
F-2 . . . . .	9	5	2	2	-	2	1	1	-	-	-	-
F-6 . . . . .	35	17	44	24	33	37	33	2	-	-	-	-
<b>Transport - Total</b> . . . . .	609	566	591	571	599	535	504	261	95	61	26	5
C-45 . . . . .	72	67	79	73	81	76	77	66	-	-	-	-
C-46 . . . . .	220	211	212	200	203	162	155	60	36	-	-	-
C-47 . . . . .	230	192	216	200	217	197	173	54	-	37	20	-
C-54 . . . . .	56	71	78	86	87	89	95	73	51	18	3	1
C-64 . . . . .	30	23	5	10	10	2	-	2	4	-	-	-
C-69 . . . . .	1	2	1	2	-	2	2	-	1	-	-	-
C-82 . . . . .	-	-	-	-	-	2	-	-	-	3	3	4
C-117 . . . . .	-	-	-	-	1	3	2	6	3	2	-	-
Other . . . . .	-	-	-	-	-	2	-	-	-	1	-	-
<b>Trainer - Total</b> . . . . .	252	207	176	168	184	150	110	62	-	-	-	-
AT-6 . . . . .	207	180	176	168	184	150	110	62	-	-	-	-
PT-13, PT-17, PT-27 . . . . .	45	27	-	-	-	-	-	-	-	-	-	-
<b>Communications - Total</b> . . . . .	214	269	304	284	286	315	319	147	16	2	5	10
L-4, L-14 . . . . .	47	100	111	101	102	133	165	60	-	-	-	-
L-5 . . . . .	156	154	163	151	163	156	110	50	-	-	-	-
R-4, R-5 . . . . .	-	1	4	2	-	5	-	3	-	-	5	10
R-6 . . . . .	11	14	25	30	20	20	44	34	16	2	-	-
Other . . . . .	-	-	1	-	1	1	-	-	-	-	-	-

Table 62.-- FACTORY ACCEPTANCE OF ARMY COGNIZANCE AIRPLANES, BY TYPE AND MODEL AIR AIRPLANE: QUARTERLY, 1940 TO 1944: MONTHLY, 1945 TO 1946 -- Continued

Type and Model	1946											
	Jan	Feb	Mar	Apr	May	Jun	Jul	Aug	Sep	Oct	Nov	Dec
<b>Total</b> . . . . .	37	64	57	51	46	18	13	44	73	129	68	49
<b>Very Heavy Bomber</b>												
B-29 . . . . .	8	7	8	14	21	4	-	-	-	-	-	-
<b>Medium Bomber</b>												
B-42 . . . . .	-	-	-	-	-	-	-	-	1	-	-	-
<b>Light Bomber</b>												
A-26 . . . . .	-	-	1	-	-	-	-	-	-	-	-	-
<b>Fighter - Total</b> . . . . .	15	48	41	28	17	3	1	15	30	81	42	15
P-61 . . . . .	4	-	-	-	-	-	-	-	-	-	-	-
P-63 . . . . .	4	3	3	1	-	-	-	-	-	-	-	-
P-80 . . . . .	5	41	25	27	17	1	1	15	30	81	42	12
P-82 . . . . .	2	4	13	-	-	-	-	-	-	-	-	-
P-84 . . . . .	-	-	-	-	-	-	-	-	-	-	-	3
Other . . . . .	-	-	-	-	-	2	-	-	-	-	-	-
<b>Reconnaissance - Total</b> . . . . .	-	-	-	-	-	-	6	16	31	30	18	21
F-15 . . . . .	-	-	-	-	-	-	-	-	4	5	3	7
FP-80 . . . . .	-	-	-	-	-	-	6	16	27	25	15	14
<b>Transport - Total</b> . . . . .	2	5	7	9	8	7	6	5	9	11	8	10
C-46 . . . . .	-	1	-	-	-	-	-	-	-	-	-	-
C-54 . . . . .	1	-	-	-	-	-	-	-	-	-	-	-
C-74 . . . . .	-	-	-	1	-	-	1	-	2	-	-	1
C-82 . . . . .	1	4	7	8	8	7	5	5	7	11	8	8
Other . . . . .	-	-	-	-	-	-	-	-	-	-	-	1
<b>Communications - Total</b> . . . . .	12	4	-	-	-	4	-	8	2	7	-	3
R-4, R-5 . . . . .	10	4	-	-	-	3	-	8	2	7	-	-
R-13 . . . . .	-	-	-	-	-	-	-	-	-	-	-	3
Other . . . . .	2	-	-	-	-	1	-	-	-	-	-	-

Source: Assistant Chief of Air Staff-4, Deputy AC/AS-4 for Plans and Administration, Analysis and Plans.



Table 63.-- FACTORY DELIVERIES OF ALL MILITARY AIRPLANES, BY TYPE OF AIRPLANE AND BY RECIPIENT: QUARTERLY, 3RD QUARTER, 1940 TO 1944; MONTHLY, 1945 AND 1946

Note.--Includes experimental airplanes and US financed Canadian production. Subsequent reallocations are not reflected.

Type of Airplane and Recipient	Total	1940 (Jul-Dec)	1941	1942	1943	1944	1945	1946	1940 1941		
									3rd Qtr	4th Qtr	1st Qtr
<b>Total . . . . .</b>	299,909	3,611	18,466	46,907	84,853	96,270	48,281	1,521	1,614	1,997	3,264
<b>Army Air Forces . . . . .</b>	160,734	1,209	8,723	26,448	45,889	51,547	26,254	668	695	514	1,105
<b>US Navy . . . . .</b>	75,807	517	3,517	8,347	20,005	25,579	16,985	853	124	393	723
<b>Other US . . . . .</b>	3,714	71	114	23	1,484	2,012	10	-	41	30	47
<b>British Empire . . . . .</b>	38,811	1,507	5,249	7,698	10,565	10,956	2,836	-	634	873	1,204
<b>USSR . . . . .</b>	14,717	1	221	3,032	5,141	4,636	1,686	-	1	-	-
<b>China . . . . .</b>	1,225	30	141	410	384	223	37	-	24	6	-
<b>Other Foreign . . . . .</b>	4,901	276	501	949	1,385	1,317	473	-	95	181	185
<b>Very Heavy Bomber</b>											
Army Air Forces . . . . .	3,961	-	-	4	91	1,147	2,657	62	-	-	-
<b>Heavy Bomber - Total . . . . .</b>	31,860	46	282	2,513	9,574	15,057	4,388	-	17	29	23
Army Air Forces . . . . .	27,874	19	181	2,241	8,695	13,057	3,681	-	9	10	21
US Navy . . . . .	1,851	1	5	86	382	747	630	-	-	1	1
British Empire . . . . .	2,135	26	96	186	497	1,253	77	-	8	18	1
<b>Medium Bomber - Total . . . . .</b>	21,759	52	762	4,040	7,256	6,732	2,881	36	27	25	94
Army Air Forces . . . . .	11,836	24	326	2,429	3,989	3,636	1,432	-	23	1	24
US Navy . . . . .	4,990	21	214	597	1,657	1,287	1,178	36	4	17	43
Other US . . . . .	8	-	-	8	-	-	-	-	-	-	-
British Empire . . . . .	3,247	7	175	792	1,205	1,032	36	-	-	7	27
USSR . . . . .	1,010	-	5	154	212	486	153	-	-	-	-
China . . . . .	134	-	-	-	59	75	-	-	-	-	-
Other Foreign . . . . .	534	-	42	60	134	216	82	-	-	-	-
<b>Light Bomber - Total . . . . .</b>	40,313	453	2,617	5,954	11,848	12,376	7,028	37	212	241	617
Army Air Forces . . . . .	7,786	16	373	1,153	2,247	2,276	1,720	1	10	6	73
US Navy . . . . .	21,023	65	404	1,410	5,791	8,202	5,115	36	22	43	119
British Empire . . . . .	8,003	320	1,674	2,188	2,397	1,231	193	-	173	147	387
USSR . . . . .	3,021	-	81	1,136	1,204	600	-	-	-	-	-
China . . . . .	29	-	18	11	-	-	-	-	-	-	-
Other Foreign . . . . .	451	52	67	56	209	67	-	-	7	45	38
<b>Fighter - Total . . . . .</b>	101,714	1,157	4,036	10,721	23,621	38,848	22,231	1,100	484	673	690
Army Air Forces . . . . .	48,124	187	1,727	5,213	11,766	18,291	10,591	349	138	49	170
US Navy . . . . .	28,338	68	340	1,259	5,449	12,090	8,381	751	10	58	74
British Empire . . . . .	13,417	807	1,673	2,271	2,410	4,535	1,721	-	304	503	393
USSR . . . . .	9,868	1	105	1,712	3,550	3,300	1,200	-	1	-	-
China . . . . .	666	-	53	211	301	101	-	-	-	-	-
Other Foreign . . . . .	1,301	94	138	55	145	531	338	-	31	63	53
<b>Reconnaissance - Total . . . . .</b>	4,263	63	698	1,437	793	404	737	131	34	29	79
Army Air Forces . . . . .	1,338	10	165	195	320	241	285	122	10	-	1
US Navy . . . . .	2,488	53	500	1,091	223	163	449	9	24	29	78
British Empire . . . . .	350	-	-	100	250	-	-	-	-	-	-
USSR . . . . .	30	-	30	-	-	-	-	-	-	-	-
Other Foreign . . . . .	57	-	3	51	-	-	3	-	-	-	-
<b>Transport - Total . . . . .</b>	24,222	164	525	1,887	6,913	9,925	4,717	91	73	91	90
Army Air Forces . . . . .	16,033	5	133	1,264	5,072	6,430	3,043	86	5	-	12
US Navy . . . . .	2,760	23	155	290	535	1,215	537	5	5	18	8
Other US . . . . .	267	71	114	15	14	43	10	-	41	30	47
British Empire . . . . .	3,789	25	65	197	922	1,808	772	-	7	18	20
USSR . . . . .	703	-	-	-	175	250	278	-	-	-	-
China . . . . .	119	-	-	31	24	27	37	-	-	-	-
Other Foreign . . . . .	551	40	58	90	171	152	40	-	15	25	3
<b>Trainer - Total . . . . .</b>	58,085	1,676	9,294	17,237	20,590	7,936	1,352	-	767	909	1,662
Army Air Forces . . . . .	34,469	948	5,585	11,004	11,246	4,861	825	-	500	448	795
US Navy . . . . .	13,859	286	1,899	3,586	5,845	1,787	456	-	59	227	400
Other US . . . . .	3	-	-	-	2	1	-	-	-	-	-
British Empire . . . . .	7,640	322	1,547	1,933	2,880	952	6	-	142	180	376
USSR . . . . .	85	-	-	30	-	-	55	-	-	-	-
China . . . . .	277	30	70	157	-	20	-	-	24	6	-
Other Foreign . . . . .	1,752	90	193	527	617	315	10	-	42	48	91
<b>Communications - Total . . . . .</b>	13,732	-	252	3,114	4,167	3,845	2,290	64	-	-	9
Army Air Forces . . . . .	9,317	-	233	2,945	2,463	1,608	2,020	48	-	-	9
US Navy . . . . .	494	-	-	28	123	88	239	16	-	-	-
Other US . . . . .	3,436	-	-	-	1,468	1,968	-	-	-	-	-
British Empire . . . . .	230	-	19	31	4	145	31	-	-	-	-
Other Foreign . . . . .	255	-	-	110	109	36	-	-	-	-	-

Table 63.-- FACTORY DELIVERIES OF ALL MILITARY AIRPLANES, BY TYPE OF AIRPLANE AND BY

Line Number	Type of Airplane and Recipient	1941 (Contd)			1942			1943			
		2nd Qtr	3rd Qtr	4th Qtr	1st Qtr	2nd Qtr	3rd Qtr	4th Qtr	1st Qtr	2nd Qtr	3rd Qtr
1	Total . . . . .	3,925	5,156	6,121	9,793	11,102	12,315	13,697	16,827	20,590	21,972
2	Army Air Forces . . . . .	1,818	2,383	3,417	5,537	6,168	6,901	7,842	9,693	11,073	11,776
3	US Navy . . . . .	836	1,027	931	928	1,884	2,611	2,924	3,860	4,933	5,014
4	Other US . . . . .	34	24	9	3	-	12	8	319	462	403
5	British Empire . . . . .	1,084	1,640	1,321	2,068	1,909	1,999	1,722	1,698	2,440	2,773
6	USSR . . . . .	16	16	189	659	883	603	887	997	1,206	1,503
7	China . . . . .	1	-	140	209	174	6	21	8	71	93
8	Other Foreign . . . . .	136	66	114	389	84	183	293	252	405	410
9	<u>Very Heavy Bomber</u>										
10	Army Air Forces . . . . .	-	-	-	1	-	-	3	-	-	19
11	<u>Heavy Bomber - Total</u> . . . . .	50	45	164	379	510	698	926	1,368	2,140	2,680
12	Army Air Forces . . . . .	29	7	124	322	396	665	848	1,224	1,895	2,455
13	US Navy . . . . .	2	1	1	-	1	15	70	83	133	106
14	British Empire . . . . .	19	37	39	57	103	18	8	61	112	119
15	<u>Medium Bomber - Total</u> . . . . .	182	204	282	586	981	1,241	1,232	1,661	2,116	1,725
16	Army Air Forces . . . . .	62	80	160	177	483	859	910	1,031	1,302	838
17	US Navy . . . . .	55	71	45	132	136	155	174	450	477	386
18	Other US . . . . .	-	-	-	-	-	3	5	-	-	-
19	British Empire . . . . .	65	32	51	228	316	163	86	122	258	360
20	USSR . . . . .	-	-	5	25	46	49	34	26	46	77
21	China . . . . .	-	-	-	-	-	-	-	-	-	28
22	Other Foreign . . . . .	-	21	21	25	-	12	23	32	33	36
23	<u>Light Bomber - Total</u> . . . . .	575	825	600	1,197	1,283	1,442	2,032	2,166	2,946	2,951
24	Army Air Forces . . . . .	58	88	154	322	102	337	392	579	295	540
25	US Navy . . . . .	152	56	77	50	310	377	673	948	1,587	1,489
26	British Empire . . . . .	364	665	258	399	466	460	763	480	587	496
27	USSR . . . . .	-	16	65	324	396	242	174	159	440	336
28	China . . . . .	1	-	17	2	9	-	-	-	-	-
29	Other Foreign . . . . .	-	-	29	-	-	26	30	-	37	90
30	<u>Fighter - Total</u> . . . . .	722	1,128	1,496	2,417	2,342	2,937	3,025	3,614	5,135	6,440
31	Army Air Forces . . . . .	226	567	764	1,007	941	1,777	1,488	1,992	2,681	3,118
32	US Navy . . . . .	82	142	42	198	311	212	538	568	1,058	1,472
33	British Empire . . . . .	313	419	548	739	575	636	321	241	578	752
34	USSR . . . . .	16	-	89	310	441	312	649	772	683	1,037
35	China . . . . .	-	-	53	146	65	-	-	-	65	61
36	Other Foreign . . . . .	85	-	-	17	9	-	29	41	70	-
37	<u>Reconnaissance - Total</u> . . . . .	89	217	313	328	383	454	272	276	100	175
38	Army Air Forces . . . . .	17	84	63	37	65	52	41	120	-	88
39	US Navy . . . . .	72	130	220	240	268	352	231	17	1	75
40	British Empire . . . . .	-	-	-	30	20	50	-	139	99	12
41	USSR . . . . .	-	-	30	-	-	-	-	-	-	-
42	Other Foreign . . . . .	-	3	-	21	30	-	-	-	-	-
43	<u>Transport - Total</u> . . . . .	78	145	212	305	375	583	624	1,251	1,769	1,885
44	Army Air Forces . . . . .	13	46	62	79	245	429	511	939	1,351	1,454
45	US Navy . . . . .	9	41	97	100	62	67	61	78	134	135
46	Other US . . . . .	34	24	9	3	-	9	3	6	3	4
47	British Empire . . . . .	6	10	29	83	54	36	24	147	200	205
48	USSR . . . . .	-	-	-	-	-	-	-	40	37	53
49	China . . . . .	-	-	-	7	5	4	15	8	6	4
50	Other Foreign . . . . .	16	24	15	33	9	38	10	43	38	30
51	<u>Trainer - Total</u> . . . . .	2,193	2,517	2,922	3,915	4,207	4,195	4,920	5,854	5,363	4,779
52	Army Air Forces . . . . .	1,377	1,445	1,968	2,988	2,905	2,021	3,090	3,517	3,086	2,360
53	US Navy . . . . .	464	586	449	208	796	1,433	1,149	1,698	1,491	1,349
54	Other US . . . . .	-	-	-	-	-	-	-	1	1	-
55	British Empire . . . . .	317	468	386	425	375	633	500	508	606	826
56	USSR . . . . .	-	-	-	-	-	-	30	-	-	-
57	China . . . . .	-	-	70	54	95	2	6	-	-	-
58	Other Foreign . . . . .	35	18	49	240	36	106	145	130	179	244
59	<u>Communications - Total</u> . . . . .	36	75	132	665	1,021	765	663	637	1,021	1,318
60	Army Air Forces . . . . .	36	66	122	604	1,021	761	559	291	463	904
61	US Navy . . . . .	-	-	-	-	-	-	28	18	52	2
62	Other US . . . . .	-	-	-	-	-	-	-	312	458	399
63	British Empire . . . . .	-	9	10	8	-	3	20	-	-	3
64	Other Foreign . . . . .	-	-	-	53	-	1	56	16	48	10



Table 63.-- FACTORY DELIVERIES OF ALL MILITARY AIRPLANES, BY TYPE OF AIRPLANE AND BY RECIPIENT: QUARTERLY, 3RD QUARTER, 1940 TO 1944; MONTHLY, 1945 AND 1946 -- Continued

Type of Airplane and Recipient	1945 (Contd)			1946											
	Oct	Nov	Dec	Jan	Feb	Mar	Apr	May	Jun	Jul	Aug	Sep	Oct	Nov	Dec
<b>Total</b> . . . . .	689	362	368	173	137	129	114	133	58	74	123	132	164	145	139
Army Air Forces . . . . .	381	136	164	37	80	56	53	52	11	18	36	69	99	83	75
US Navy . . . . .	308	226	204	136	58	73	61	81	47	56	87	63	65	62	64
<b>Very Heavy Bomber</b>															
Army Air Forces . . . . .	9	3	4	5	9	9	10	24	5	-	-	-	-	-	-
<b>Heavy Bomber - Total</b> . . . . .	63	51	3	-	-	-	-	-	-	-	-	-	-	-	-
Army Air Forces . . . . .	-	7	-	-	-	-	-	-	-	-	-	-	-	-	-
US Navy . . . . .	63	44	3	-	-	-	-	-	-	-	-	-	-	-	-
<b>Medium Bomber - Total</b> . . . . .	33	58	132	5	4	-	5	2	2	3	2	3	4	2	4
Army Air Forces . . . . .	-	-	1	-	-	-	-	-	-	-	-	-	-	-	-
US Navy . . . . .	33	58	131	5	4	-	5	2	2	3	2	3	4	2	4
<b>Light Bomber - Total</b> . . . . .	70	1	1	2	3	2	2	2	3	2	3	3	4	3	8
Army Air Forces . . . . .	1	1	1	-	-	1	-	-	-	-	-	-	-	-	-
US Navy . . . . .	69	-	-	2	3	1	2	2	3	2	3	3	4	3	8
<b>Fighter - Total</b> . . . . .	368	211	203	137	103	107	90	92	44	53	89	78	120	99	88
Army Air Forces . . . . .	261	90	145	21	52	36	37	17	2	2	14	22	64	44	38
US Navy . . . . .	107	121	58	116	51	71	53	75	42	51	75	56	56	55	50
<b>Reconnaissance - Total</b> . . . . .	-	-	-	-	-	-	-	-	-	6	18	31	24	26	26
Army Air Forces . . . . .	-	-	-	-	-	-	-	-	-	6	11	30	23	26	26
US Navy . . . . .	-	-	-	-	-	-	-	-	-	-	7	1	1	-	-
<b>Transport - Total</b> . . . . .	83	30	14	4	3	9	6	12	-	10	8	11	6	11	11
Army Air Forces . . . . .	66	27	6	3	3	8	5	10	-	10	8	11	6	11	11
US Navy . . . . .	17	3	8	1	-	1	1	2	-	-	-	-	-	-	-
<b>Communications - Total</b> . . . . .	63	8	11	20	15	2	1	1	4	-	3	6	6	4	2
Army Air Forces . . . . .	44	8	7	8	15	2	1	1	4	-	3	6	6	2	-
US Navy . . . . .	19	-	4	12	-	-	-	-	-	-	-	-	-	2	2

Source: Assistant Chief of Air Staff-4, Deputy AC/AS-4 for Plans and Administration, Analysis and Plans.

Table 64.-- AIRFRAME WEIGHT OF FACTORY ACCEPTED ARMY COGNIZANCE AIRPLANES, BY TYPE OF AIRPLANE: QUARTERLY, 1940 TO 1944: MONTHLY, 1945 AND 1946

(In thousands of pounds. Includes experimental airplanes for 1945-1946 and US financed Canadian production.)

Year and Quarter or Month	Total	Very Heavy Bomber	Heavy Bomber	Medium Bomber	Light Bomber	Fighter	Reconnaissance	Transport	Trainer	Communications
Total . . . . .	2,097,235	190,991	736,387	219,673	169,732	369,775	7,257	265,274	128,441	9,705
<b>Annually</b>										
1940 . . . . .	20,279	-	1,157	763	6,284	4,638	235	2,208	4,992	2
1941 . . . . .	68,064	-	6,664	6,015	20,502	14,418	574	3,344	16,188	359
1942 . . . . .	239,858	-	60,914	42,801	34,222	42,428	1,699	17,501	38,442	1,851
1943 . . . . .	542,397	4,425	224,186	75,520	42,187	89,560	2,304	54,975	46,325	2,915
1944 . . . . .	797,120	55,834	353,521	72,649	41,823	140,324	415	110,848	19,059	2,647
1945 . . . . .	421,718	127,870	89,945	21,907	24,699	76,539	1,141	74,330	3,435	1,852
1946 . . . . .	7,799	2,862	-	18	15	1,868	389	2,068	-	79
<b>Quarterly</b>										
<b>1940</b>										
1st Qtr . . . . .	3,642	-	281	298	1,507	425	183	389	559	-
2nd Qtr . . . . .	5,119	-	-	155	1,697	1,062	37	740	1,428	-
3rd Qtr . . . . .	5,295	-	337	310	1,285	1,360	15	559	1,427	2
4th Qtr . . . . .	6,223	-	539	-	1,795	1,791	-	520	1,578	-
<b>1941</b>										
1st Qtr . . . . .	9,160	-	497	329	3,273	1,680	-	863	2,498	20
2nd Qtr . . . . .	14,080	-	1,011	1,772	4,552	1,928	96	836	3,815	70
3rd Qtr . . . . .	18,152	-	1,076	1,813	5,859	3,758	244	889	4,360	153
4th Qtr . . . . .	26,672	-	4,080	2,101	6,818	7,052	234	756	5,515	116
<b>1942</b>										
1st Qtr . . . . .	41,511	-	8,512	5,061	8,094	8,764	914	1,886	7,698	582
2nd Qtr . . . . .	53,346	-	12,658	10,346	7,691	9,770	185	3,700	8,497	499
3rd Qtr . . . . .	67,280	-	16,694	13,801	8,489	11,480	158	5,869	10,403	406
4th Qtr . . . . .	77,721	-	23,050	13,593	9,068	12,414	442	6,046	11,844	364
<b>1943</b>										
1st Qtr . . . . .	96,374	-	31,948	16,125	7,884	15,687	664	9,930	13,595	541
2nd Qtr . . . . .	125,725	-	49,486	31,126	9,895	18,723	-	13,523	12,337	635
3rd Qtr . . . . .	145,002	1,251	63,828	18,177	10,578	23,553	730	15,390	10,737	758
4th Qtr . . . . .	175,296	3,174	78,924	30,092	13,830	31,597	910	16,132	9,656	981
<b>1944</b>										
1st Qtr . . . . .	207,468	8,224	98,216	20,981	15,196	34,118	-	23,048	6,913	772
2nd Qtr . . . . .	214,554	10,630	102,183	21,206	11,003	34,150	-	29,976	4,814	592
3rd Qtr . . . . .	198,878	13,997	89,202	15,711	8,961	36,378	15	29,520	4,430	664
4th Qtr . . . . .	176,220	22,983	63,920	14,751	6,663	35,678	400	28,304	2,902	619
<b>Monthly</b>										
<b>1945</b>										
Jan . . . . .	57,923	10,630	17,744	5,185	2,275	11,482	193	9,603	618	193
Feb . . . . .	57,310	12,506	17,029	3,799	2,694	11,106	96	9,334	521	225
Mar . . . . .	62,120	13,997	18,044	3,834	4,000	11,527	211	9,777	475	255
Apr . . . . .	58,680	15,440	15,096	2,382	4,075	11,131	122	9,735	454	245
May . . . . .	56,521	16,883	11,448	2,319	4,515	10,441	159	10,017	497	242
Jun . . . . .	51,609	18,029	8,599	2,135	3,959	9,044	185	8,997	405	256
Jul . . . . .	39,824	18,254	1,871	1,598	2,461	6,322	162	8,607	297	252
Aug . . . . .	24,580	15,568	114	655	720	2,864	13	4,347	168	131
Sep . . . . .	9,266	6,137	-	-	-	800	-	2,307	-	22
Oct . . . . .	2,032	95	-	-	-	828	-	1,106	-	3
Nov . . . . .	1,011	142	-	-	-	469	-	391	-	9
Dec . . . . .	842	189	-	-	-	525	-	109	-	19
<b>1946</b>										
Jan . . . . .	584	378	-	-	-	134	-	49	-	23
Feb . . . . .	656	262	-	-	-	262	-	125	-	7
Mar . . . . .	818	378	-	-	15	278	-	147	-	-
Apr . . . . .	1,043	662	-	-	-	155	-	226	-	-
May . . . . .	1,250	993	-	-	-	94	-	163	-	-
Jun . . . . .	360	189	-	-	-	21	-	143	-	7
Jul . . . . .	203	-	-	-	-	5	35	163	-	-
Aug . . . . .	287	-	-	-	-	75	94	103	-	15
Sep . . . . .	661	-	-	18	-	150	219	270	-	4
Oct . . . . .	878	-	-	-	-	405	222	231	-	20
Nov . . . . .	511	-	-	-	-	210	133	168	-	-
Dec . . . . .	548	-	-	-	-	79	186	280	-	3

Source: Assistant Chief of Air Staff-4, Deputy AC/AS-4 for Plans and Administration, Analysis and Plans.



Table 65.-- FACTORY ACCEPTANCES OF MILITARY GLIDERS, BY COGNIZANCE AND BY MODEL OF GLIDERS: QUARTERLY, 1941 TO 1946 -- Continued

Cognizance and Model	1943				1944				1945				1946			
	1st Qtr	2nd Qtr	3rd Qtr	4th Qtr	1st Qtr	2nd Qtr	3rd Qtr	4th Qtr	1st Qtr	2nd Qtr	3rd Qtr	4th Qtr	1st Qtr	2nd Qtr	3rd Qtr	4th Qtr
<b>Navy - Total</b> . . . . .	45	19	-	-	1	-	2	23	3	-	-	-	-	-	-	-
LBT. . . . .	-	-	-	-	-	-	2	23	-	-	-	-	-	-	-	-
LNE-1. . . . .	45	18	-	-	-	-	-	-	-	-	-	-	-	-	-	-
LRA-1. . . . .	-	-	-	-	1	-	-	-	-	-	-	-	-	-	-	-
LRN-1. . . . .	-	-	-	-	-	-	-	-	2	-	-	-	-	-	-	-
LRQ-1. . . . .	-	-	-	-	-	-	-	-	1	-	-	-	-	-	-	-

Table 66.-- FACTORY ACCEPTANCES OF MILITARY SPECIAL PURPOSE AIRCRAFT, BY COGNIZANCE AND BY MODEL OF AIRCRAFT QUARTERLY, 1941 TO 1946

Cognizance and Model	Total	1941	1942	1943	1944	1945	1946	1941				1942			
								1st Qtr	2nd Qtr	3rd Qtr	4th Qtr	1st Qtr	2nd Qtr	3rd Qtr	4th Qtr
<b>Total</b> . . . . .	2,942	31	184	472	1,087	894	274	1	1	16	13	47	111	14	12
<b>Army - Total</b> . . . . .	2,456	31	172	200	887	894	272	1	1	16	13	47	111	14	-
BQ-1 . . . . .	2	-	-	-	2	-	-	-	-	-	-	-	-	-	-
PQ-8 . . . . .	401	29	172	200	-	-	-	1	-	15	13	47	111	14	-
PQ-12. . . . .	8	-	-	-	8	-	-	-	-	-	-	-	-	-	-
PQ-13. . . . .	2	2	-	-	-	-	-	-	1	1	-	-	-	-	-
PQ-14. . . . .	2,043	-	-	-	877	894	272	-	-	-	-	-	-	-	-
<b>Navy - Total</b> . . . . .	486	-	12	272	200	-	2	-	-	-	-	-	-	-	12
TDC-2. . . . .	201	-	-	201	-	-	-	-	-	-	-	-	-	-	-
TDN-1. . . . .	79	-	12	62	5	-	-	-	-	-	-	-	-	-	12
TDR-1. . . . .	191	-	-	9	182	-	-	-	-	-	-	-	-	-	-
TD3R-1 . . . . .	13	-	-	-	13	-	-	-	-	-	-	-	-	-	-
XUC-1. . . . .	2	-	-	-	-	-	2	-	-	-	-	-	-	-	-

Cognizance and Model	1943				1944				1945				1946			
	1st Qtr	2nd Qtr	3rd Qtr	4th Qtr	1st Qtr	2nd Qtr	3rd Qtr	4th Qtr	1st Qtr	2nd Qtr	3rd Qtr	4th Qtr	1st Qtr	2nd Qtr	3rd Qtr	4th Qtr
<b>Total</b> . . . . .	64	176	107	125	98	233	420	336	277	240	226	151	175	97	2	-
<b>Army - Total</b> . . . . .	46	129	24	1	15	187	355	330	277	240	226	151	175	97	-	-
BQ-1 . . . . .	-	-	-	-	1	-	1	-	-	-	-	-	-	-	-	-
PQ-8 . . . . .	46	129	24	1	-	-	-	-	-	-	-	-	-	-	-	-
PQ-12. . . . .	-	-	-	-	5	-	3	-	-	-	-	-	-	-	-	-
PQ-13. . . . .	-	-	-	-	-	-	-	-	-	-	-	-	-	-	-	-
PQ-14. . . . .	-	-	-	-	9	187	351	330	277	240	226	151	175	97	-	-
<b>Navy - Total</b> . . . . .	18	47	83	124	83	46	65	6	-	-	-	-	-	-	2	-
TDC-2. . . . .	-	1	83	117	-	-	-	-	-	-	-	-	-	-	-	-
TDN-1. . . . .	16	46	-	-	5	-	-	-	-	-	-	-	-	-	-	-
TDR-1. . . . .	2	-	-	7	78	46	58	-	-	-	-	-	-	-	-	-
TD3R-1 . . . . .	-	-	-	-	-	-	7	6	-	-	-	-	-	-	-	-
XUC-1. . . . .	-	-	-	-	-	-	-	-	-	-	-	-	-	-	2	-

Source of above tables: Assistant Chief of Air Staff-4, Deputy AC/AS-4 for Plans and Administration, Analysis and Plans.

Table 67.-- FACTORY DELIVERIES OF ALL MILITARY AIRCRAFT ENGINES, BY TYPE: QUARTERLY, 1940 TO 1946

(Excludes engines manufactured for use in tanks)

Year and Quarter	Total	Air Cooled	Liquid Cooled	Jet Propelled	Year and Quarter	Total	Air Cooled	Liquid Cooled	Jet Propelled
Total . . . . .	815,239	687,649	125,331	2,259	1942				
<b>Annually</b>					3rd Qtr . . . . .	38,211	31,889	6,322	-
1940 . . . . .	22,667	21,524	1,143	-	4th Qtr . . . . .	42,937	36,428	6,509	-
1941 . . . . .	58,181	51,684	6,497	-	1943				
1942 . . . . .	138,089	115,933	22,156	-	1st Qtr . . . . .	48,377	41,810	6,567	-
1943 . . . . .	227,116	193,728	33,388	-	2nd Qtr . . . . .	52,748	44,737	8,011	-
1944 . . . . .	256,911	213,495	43,294	122	3rd Qtr . . . . .	59,034	49,504	9,530	-
1945 . . . . .	109,651	89,600	18,843	1,208	4th Qtr . . . . .	66,957	57,677	9,280	-
1946 . . . . .	2,624	1,685	10	929	1944				
<b>Quarterly</b>					1st Qtr . . . . .	67,836	56,642	11,173	21
1940					2nd Qtr . . . . .	68,602	57,036	11,530	36
1st Qtr . . . . .	2,893	2,877	16	-	3rd Qtr . . . . .	67,661	55,664	11,964	33
2nd Qtr . . . . .	4,261	4,212	49	-	4th Qtr . . . . .	52,812	44,153	8,627	32
3rd Qtr . . . . .	6,945	6,584	361	-	1945				
4th Qtr . . . . .	8,568	7,851	717	-	1st Qtr . . . . .	49,676	40,187	9,372	117
1941					2nd Qtr . . . . .	39,694	32,794	6,692	208
1st Qtr . . . . .	10,729	9,984	745	-	3rd Qtr . . . . .	19,139	15,757	2,739	643
2nd Qtr . . . . .	12,791	11,747	1,044	-	4th Qtr . . . . .	1,142	862	40	240
3rd Qtr . . . . .	16,215	14,260	1,955	-	1946				
4th Qtr . . . . .	18,446	15,693	2,753	-	1st Qtr . . . . .	384	381	-	3
1942					2nd Qtr . . . . .	495	275	7	213
1st Qtr . . . . .	24,144	20,234	3,910	-	3rd Qtr . . . . .	774	408	-	366
2nd Qtr . . . . .	32,797	27,382	5,415	-	4th Qtr . . . . .	971	621	3	347

Source: Assistant Chief of Air Staff-4, Deputy AC/AS-4 for Plans and Administration, Analysis and Plans.

Table 68.-- AVERAGE UNIT COST OF AAF DELIVERED ENGINES, BY TYPE OF ENGINE: PRIOR TO FISCAL YEAR 1941 AND FISCAL YEARS 1941 TO 1946

Note.-- Average unit cost is the weighted average of all contracts for which funds were obligated during a designated fiscal year.

Type of Engine	Prior to 1941	1941	1942	1943	1944	1945	1946
R-4360 . . . . .	\$ -	\$ -	\$ 40,638	\$ -	\$ 40,638	\$ -	\$ 40,638
R-3350 . . . . .	-	-	24,467	24,274	24,441	24,496	-
R-2800 . . . . .	18,370	24,923	22,744	20,885	18,226	20,441	-
R-2600 . . . . .	15,590	16,504	14,540	13,451	15,704	15,831	-
R-2000 . . . . .	-	14,259	-	14,524	9,340	14,524	-
R-1830 . . . . .	11,151	12,320	9,629	8,429	8,558	8,751	-
R-1820 . . . . .	8,814	10,073	9,901	9,004	8,920	-	-
R-1690 . . . . .	-	8,500	-	-	-	-	-
R-1340 . . . . .	-	6,322	6,082	5,927	6,143	5,862	6,586
R-985 . . . . .	4,941	6,196	6,475	7,249	4,642	-	-
R-975 . . . . .	-	5,420	6,306	-	-	-	-
R-755 . . . . .	2,400	3,379	3,424	2,951	-	-	-
R-680 . . . . .	3,020	3,917	3,594	3,473	-	-	-
R-670 . . . . .	-	2,440	2,646	3,188	-	-	-
R-550 . . . . .	-	-	-	3,402	-	-	-
R-500 . . . . .	-	3,692	-	-	-	-	-
R-440 . . . . .	-	3,207	3,279	3,273	3,561	-	-
V-3420 . . . . .	-	-	-	-	29,748	-	-
V-1710 . . . . .	17,698	16,131	12,239	11,268	10,561	13,176	26,824
V-1650 . . . . .	-	20,185	21,016	16,919	17,555	17,558	-
V-770 . . . . .	-	-	12,146	-	-	-	-
O-435 . . . . .	-	-	1,980	1,956	1,956	2,129	-
O-425 . . . . .	-	-	-	-	-	-	7,535
O-405 . . . . .	-	-	-	-	4,675	-	-
O-335 . . . . .	-	-	-	-	-	-	1,738
J-35 . . . . .	-	-	-	-	-	42,988	-
J-33 . . . . .	-	-	-	-	33,531	33,531	-
J-31 . . . . .	-	-	-	-	35,213	-	-

Source: Air Materiel Command, Budget &amp; Fiscal Office.



Table 69.-- FACTORY DELIVERIES OF ALL MILITARY AIRCRAFT ENGINES, BY PLANT, BY MODEL AND BY UNIT HORSEPOWER: 1940 TO 1946

Note.-- Unit horsepower is take-off horsepower except for those models marked with an asterisk, in which case it is sea level horsepower. Horsepower is shown in parentheses after each model. Excludes jet propelled engines which are shown in Table 70 Also excluded are engines manufactured for use in tanks.

Plant, Model and Horsepower	Total	1940	1941	1942	1943	1944	1945	1946
<b>Total</b> . . . . .	<b>812,980</b>	<b>22,667</b>	<b>58,181</b>	<b>138,089</b>	<b>227,116</b>	<b>256,789</b>	<b>108,443</b>	<b>1,695</b>
<b>Aeroceled: Syracuse, NY - Total</b> . . . . .	<b>6,531</b>	<b>-</b>	<b>2,204</b>	<b>446</b>	<b>691</b>	<b>2,443</b>	<b>600</b>	<b>147</b>
O-175 (90) . . . . .	534	-	-	-	10	524	-	-
O-180 (90) . . . . .	1,756	-	1,627	98	31	-	-	-
O-200 (90) . . . . .	1,392	-	563	318	458	53	-	-
O-300 (175) . . . . .	2,220	-	14	16	81	1,475	500	134
O-405 (200) . . . . .	476	-	-	1	16	359	100	-
O-540 (300) . . . . .	7	-	-	-	-	7	-	-
O-805 (175) . . . . .	13	-	-	13	-	-	-	-
O-805 (500) . . . . .	120	-	-	-	95	25	-	-
O-445 (250) . . . . .	3	-	-	-	-	-	-	3
O-335 (178) . . . . .	10	-	-	-	-	-	-	10
<b>Allison: Indianapolis, Ind - Total</b> . . . . .	<b>69,399</b>	<b>1,143</b>	<b>6,448</b>	<b>14,905</b>	<b>21,093</b>	<b>20,303</b>	<b>5,497</b>	<b>10</b>
V-1710 (1090) . . . . .	7,588	1,141	6,447	-	-	-	-	-
V-1710 (1425) . . . . .	56,159	-	-	14,905	21,063	20,191	-	-
V-1710 (1725) . . . . .	5,497	-	-	-	-	-	5,487	10
V-3420 (2600) . . . . .	155	2	1	-	30	112	10	-
<b>Buick: Flint, Mich</b> . . . . .	<b>2,548</b>	<b>-</b>	<b>-</b>	<b>-</b>	<b>-</b>	<b>-</b>	<b>2,548</b>	<b>-</b>
R-2000 (1450) . . . . .	2,548	-	-	-	-	-	2,548	-
<b>Buick: Melrose Park, Ill</b> . . . . .	<b>71,874</b>	<b>-</b>	<b>-</b>	<b>8,401</b>	<b>24,626</b>	<b>30,550</b>	<b>8,297</b>	<b>-</b>
R-1830 (1200) . . . . .	71,874	-	-	8,401	24,626	30,550	8,297	-
<b>Chevrolet: Tonawanda, NY - Total</b> . . . . .	<b>60,766</b>	<b>-</b>	<b>-</b>	<b>4,058</b>	<b>23,415</b>	<b>27,528</b>	<b>5,765</b>	<b>-</b>
R-1830 (1200) . . . . .	56,484	-	-	4,058	23,415	27,201	1,810	-
R-2800 (2100) . . . . .	4,282	-	-	-	-	327	3,955	-
<b>Continental Aviation &amp; Engineering:</b>								
<b>Muskegon, Mich - Total</b> . . . . .	<b>5,926</b>	<b>-</b>	<b>1</b>	<b>23</b>	<b>1,079</b>	<b>4,043</b>	<b>780</b>	<b>-</b>
R-1340 (600) . . . . .	5,105	-	-	-	1,079	4,021	5	-
I-1430 (1150*) . . . . .	23	-	1	22	-	-	-	-
R-1740 (875*) . . . . .	1	-	-	1	-	-	-	-
V-1650 (1400) . . . . .	797	-	-	-	-	22	775	-
<b>Continental Motors: Detroit, Mich</b> . . . . .	<b>19</b>	<b>-</b>	<b>7</b>	<b>-</b>	<b>5</b>	<b>7</b>	<b>-</b>	<b>-</b>
R-975 (450) . . . . .	19	-	7	-	5	7	-	-
<b>Continental Motors: Muskegon, Mich - Total</b> . . . . .	<b>30,314</b>	<b>4,452</b>	<b>6,569</b>	<b>8,303</b>	<b>7,542</b>	<b>2,560</b>	<b>888</b>	<b>-</b>
O-170 (65) . . . . .	18,117	2,849	3,463	4,120	4,274	2,523	888	-
R-670 (220) . . . . .	11,655	1,103	3,086	4,183	3,268	15	-	-
W-670 (220) . . . . .	520	500	20	-	-	-	-	-
Misc (100) . . . . .	22	-	-	-	-	22	-	-
<b>Dodge: Chicago, Ill</b> . . . . .	<b>18,413</b>	<b>-</b>	<b>-</b>	<b>-</b>	<b>-</b>	<b>6,053</b>	<b>12,360</b>	<b>-</b>
R-3350 (2200) . . . . .	18,413	-	-	-	-	6,053	12,360	-
<b>Ford: Dearborn, Mich - Total</b> . . . . .	<b>57,637</b>	<b>-</b>	<b>264</b>	<b>6,403</b>	<b>13,337</b>	<b>24,197</b>	<b>13,436</b>	<b>-</b>
R-2800 (1850) . . . . .	264	-	264	-	-	-	-	-
R-2800 (2000) . . . . .	57,373	-	-	6,403	13,337	24,197	13,436	-

Table 69.-- FACTORY DELIVERIES OF ALL MILITARY AIRCRAFT ENGINES, BY PLANT, BY MODEL AND BY UNIT HORSEPOWER:  
1940 to 1946 -- Continued

Plant, Model and Horsepower	Total	1940	1941	1942	1943	1944	1945	1946
<u>Jacobs: Pottstown, Pa - Total</u> . . . . .	32,160	340	3,370	7,416	12,897	7,382	755	-
R-755 (225) . . . . .	1,921	183	1,738	-	-	-	-	-
R-755 (245) . . . . .	12,863	-	-	4,592	7,090	1,181	-	-
R-915 (300) . . . . .	1,789	157	1,632	-	-	-	-	-
R-915 (330) . . . . .	3,973	-	-	2,819	1,154	-	-	-
R-985 (450) . . . . .	11,214	-	-	5	4,653	6,084	472	-
R-1340 (600) . . . . .	400	-	-	-	-	117	283	-
<u>Kinner: Glendale, Calif - Total</u> . . . . .	3,317	509	896	1,479	433	-	-	-
R-440 (125) . . . . .	961	509	437	15	-	-	-	-
R-540 (160) . . . . .	2,356	-	459	1,464	433	-	-	-
<u>Lycoming: Williamsport, Pa - Total</u> . . . . .	25,573	2,979	4,439	5,336	7,488	3,452	1,878	1
H-2470 (2300) . . . . .	4	-	-	2	2	-	-	-
O-145 (75*) . . . . .	4,526	2,504	1,664	167	186	5	-	-
O-235 (90) . . . . .	173	-	-	-	121	52	-	-
O-235 (160) . . . . .	42	-	-	42	-	-	-	-
O-290 (130) . . . . .	1,847	-	-	-	987	446	414	-
O-290 (160) . . . . .	65	-	-	65	-	-	-	-
O-435 (160) . . . . .	145	-	-	145	-	-	-	-
O-435 (200) . . . . .	6,104	-	-	-	2,080	2,559	1,464	1
R-680 (280) . . . . .	3,250	475	2,775	-	-	-	-	-
R-680 (295) . . . . .	9,417	-	-	4,915	4,112	390	-	-
<u>Menasco: Burbank, Calif</u> . . . . .								
L-365 (125*) . . . . .	597	162	422	13	-	-	-	-
<u>Nash-Kelvinator: Kenosha, Wis</u> . . . . .								
R-2800 (2000) . . . . .	17,108	-	-	6	2,692	9,275	5,135	-
<u>Naval Aircraft: Philadelphia, Pa - Total</u> . . . . .	1,402	172	557	320	353	-	-	-
R-760 (235) . . . . .	968	172	557	239	-	-	-	-
R-975 (440) . . . . .	434	-	-	81	353	-	-	-
<u>Packard: Detroit, Mich</u> . . . . .								
V-1650 (1350) . . . . .	55,135	-	49	7,251	12,295	22,969	12,571	-
<u>Pratt &amp; Whitney: East Hartford, Conn and Kansas City, Mo - Total</u> . . . . .	134,341	7,149	18,122	33,954	35,268	23,775	14,887	1,186
R-985 (450) . . . . .	25,862	1,052	4,549	10,223	9,714	324	-	-
R-1340 (600) . . . . .	20,554	1,044	5,538	7,597	4,967	1,408	-	-
R-1535 (750*) . . . . .	1,291	1,269	22	-	-	-	-	-
R-1690 (800) . . . . .	14	-	-	14	-	-	-	-
R-1690 (875) . . . . .	291	86	205	-	-	-	-	-
R-1830 (1200) . . . . .	31,865	3,683	6,332	10,285	11,541	-	-	24
R-1830 (1350) . . . . .	9,973	-	-	-	-	7,291	2,682	-
R-2000 (1300) . . . . .	10	-	10	-	-	-	-	-
R-2000 (1350) . . . . .	2,387	-	-	406	1,449	-	-	532
R-2000 (1450) . . . . .	6,281	-	-	-	-	3,162	3,119	-
R-2800 (1850) . . . . .	1,481	15	1,466	-	-	-	-	-
R-2800 (2000) . . . . .	13,268	-	-	5,429	7,589	-	-	250
R-2800 (2100) . . . . .	20,541	-	-	-	-	11,565	8,976	-
R-4360 (3000) . . . . .	523	-	-	-	8	25	110	380
<u>Raper: Farmingdale, NY - Total</u> . . . . .	14,365	377	1,243	3,580	6,722	2,346	97	-
L-440 (175) . . . . .	1,575	377	1,198	-	-	-	-	-
L-440 (200) . . . . .	10,042	-	-	2,955	5,965	1,122	-	-
V-770 (500) . . . . .	45	-	45	-	-	-	-	-
V-770 (520) . . . . .	2,703	-	-	625	757	1,224	97	-
<u>Studebaker: South Bend, Ind</u> . . . . .								
R-1820 (1200) . . . . .	63,789	-	-	6,091	22,926	27,920	6,852	-

Table 69.-- FACTORY DELIVERIES OF ALL MILITARY AIRCRAFT ENGINES, BY PLANT, BY MODEL AND BY UNIT HORSEPOWER:  
1940 TO 1946 -- Continued

Plant, Model and Horsepower	Total	1940	1941	1942	1943	1944	1945	1946
<u>Warner: Detroit, Mich - Total</u> . . . . .	2,081	214	526	372	608	361	-	-
R-420 (110*) . . . . .	82	-	.69	13	-	-	-	-
R-500 (125) . . . . .	512	55	457	-	-	-	-	-
R-500 (175) . . . . .	1,142	-	-	357	572	213	-	-
R-550 (190) . . . . .	184	-	-	2	36	146	-	-
No Designation (125*) . . . . .	49	49	-	-	-	-	-	-
No Designation (145*) . . . . .	110	110	-	-	-	-	-	-
Miscellaneous . . . . .	2	-	-	-	-	2	-	-
<u>Waukesha: Waukesha, Wis</u>								
O-805 (500) . . . . .	45	-	-	-	25	20	-	-
<u>Wright: Cincinnati, O - Total</u> . . . . .	62,413	-	246	11,556	16,559	25,681	8,371	-
R-2600 (1700) . . . . .	28,361	-	246	11,556	16,559	-	-	-
R-2600 (1900) . . . . .	32,185	-	-	-	-	25,680	6,505	-
R-3350 (2200) . . . . .	1,867	-	-	-	-	1	1,866	-
<u>Wright: Paterson, NJ - Total</u> . . . . .	77,227	5,170	12,818	18,176	17,062	15,924	7,726	351
R-760 (225) . . . . .	35	-	-	-	21	14	-	-
R-760 (235) . . . . .	197	90	103	4	-	-	-	-
R-975 (440) . . . . .	2,819	-	-	1,720	1,069	30	-	-
R-975 (450) . . . . .	1,657	814	843	-	-	-	-	-
R-1820 (1200) . . . . .	26,582	2,325	4,687	9,846	9,696	-	-	28
R-1820 (1350) . . . . .	9,308	-	-	-	-	7,279	2,029	-
R-2160 (1500) . . . . .	1	-	-	-	-	-	1	-
R-2600 (1600) . . . . .	22,412	-	7,179	6,540	5,359	3,334	-	-
R-2600 (1700) . . . . .	1,933	1,933	-	-	-	-	-	-
R-3350 (2200) . . . . .	5,281	8	6	-	-	5,267	-	-
R-3350 (2300) . . . . .	7,002	-	-	66	917	-	5,696	323

Source: Assistant Chief of Air Staff-4, Deputy AC/AS-4 for Plans and Administration.

Table 70.-- FACTORY DELIVERIES OF ALL MILITARY JET PROPELLED AIRCRAFT ENGINES, BY PLANT, BY MODEL AND BY UNIT POWER: 1944 TO 1946

(Unit power is defined as pounds thrust and is shown after each model in parentheses.)

Plant, Model and Unit Power	Total	1944	1945	1946
Total . . . . .	2,259	122	1,208	929
<u>Allison: Indianapolis, Ind - Total</u> . . . . .	1,439	-	610	829
I-16 (1600) . . . . .	22	-	22	-
I-40 (4000) . . . . .	7	-	7	-
J-33 (4000) . . . . .	1,410	-	581	829
<u>Chevrolet: Tonawanda, NY</u>				
J-35 (4000) . . . . .	76	-	3	73
<u>General Electric: East Lynn, Mass and Syracuse, NY - Total</u> . . . . .	744	122	595	27
I-16 (1600) . . . . .	291	104	187	-
I-40 (4000) . . . . .	78	18	60	-
J-31 (1600) . . . . .	75	-	75	-
J-33 (4000) . . . . .	273	-	273	-
J-35 (4000) . . . . .	27	-	-	27

Source: Assistant Chief of Air Staff-4, Deputy AC/AS-4 for Plans and Administration.

Table 71.-- FACTORY DELIVERIES OF ALL MILITARY PROPELLERS: QUARTERLY, 1940 TO 1946

Year and Quarter	Total	Dural	Steel
Total . . . . .	714,203	619,441	94,762
<u>Annually</u>			
1940 . . . . .	14,290	12,953	1,337
1941 . . . . .	39,123	36,066	3,057
1942 . . . . .	106,136	91,637	14,499
1943 . . . . .	213,937	186,431	27,506
1944 . . . . .	243,741	214,772	28,969
1945 . . . . .	96,490	77,582	18,908
1946 a/. . . . .	486	-	486
<u>Quarterly</u>			
1940			
1st Qtr. . . . .	2,343	2,039	304
2nd Qtr. . . . .	2,945	2,552	393
3rd Qtr. . . . .	3,980	3,685	295
4th Qtr. . . . .	5,022	4,677	345
1941			
1st Qtr. . . . .	6,547	5,961	586
2nd Qtr. . . . .	7,860	7,224	636
3rd Qtr. . . . .	10,712	10,077	635
4th Qtr. . . . .	14,004	12,804	1,200
1942			
1st Qtr. . . . .	18,716	16,230	2,486
2nd Qtr. . . . .	25,794	22,672	3,122
3rd Qtr. . . . .	29,104	25,577	3,527
4th Qtr. . . . .	32,522	27,158	5,364
1943			
1st Qtr. . . . .	39,325	32,301	7,024
2nd Qtr. . . . .	48,539	40,661	7,878
3rd Qtr. . . . .	59,989	52,736	7,253
4th Qtr. . . . .	66,084	60,733	5,351
1944			
1st Qtr. . . . .	67,098	62,224	4,874
2nd Qtr. . . . .	65,186	58,236	6,950
3rd Qtr. . . . .	59,846	51,612	8,234
4th Qtr. . . . .	51,611	42,700	8,911
1945			
1st Qtr. . . . .	47,150	39,263	7,887
2nd Qtr. . . . .	37,810	29,342	8,468
3rd Qtr. . . . .	11,387	8,846	2,541
4th Qtr. . . . .	143	131	12
1946			
1st Qtr. a/. . . . .	63	-	63
2nd Qtr. a/. . . . .	58	-	58
3rd Qtr. a/. . . . .	184	-	184
4th Qtr. a/. . . . .	181	-	181

a/ Army cognizance only.

Source: Assistant Chief of Air Staff-4, Deputy AC/AS-4 for Plans and Administration, Analysis and Plans.

Table 72.-- AIRPLANES AUTHORIZED FOR AAF PROCUREMENT, BY TYPE AND MODEL OF AIRPLANE: FISCAL YEARS 1939 TO 1946

Note.--Includes experimental airplanes. Figures are adjusted to exclude airplanes subsequently cancelled from procurement programs.

Type and Model	Total	1939 & 1940	1941	1942	1943	1944	1945	1946
<b>Total</b> . . . . .	204,580	2,655	41,702	43,499	60,605	52,117	3,340	662
<b>Very Heavy Bomber - Total</b> . . . . .	4,103	-	-	1,650	-	2,213	180	60
B-29 . . . . .	3,943	-	-	1,650	-	2,113	180	-
B-36 . . . . .	100	-	-	-	-	100	-	-
B-50 . . . . .	60	-	-	-	-	-	-	60
<b>Heavy Bomber - Total</b> . . . . .	29,836	87	3,085	10,695	4,550	11,419	-	-
B-17 . . . . .	12,617	42	812	5,335	1,450	4,978	-	-
B-24 . . . . .	17,104	45	2,273	5,245	3,100	6,441	-	-
B-32 . . . . .	115	-	-	115	-	-	-	-
<b>Medium Bomber - Total</b> . . . . .	13,884	385	5,069	400	5,000	3,003	27	-
B-25 . . . . .	8,949	184	2,363	400	3,375	2,600	27	-
B-26 . . . . .	4,735	201	2,506	-	1,625	403	-	-
B-34 . . . . .	200	-	200	-	-	-	-	-
<b>Light Bomber - Total</b> . . . . .	14,143	123	5,041	1,440	5,354	2,185	-	-
A-20 . . . . .	6,187	123	1,939	-	3,300	825	-	-
A-24 . . . . .	875	-	-	150	725	-	-	-
A-25 . . . . .	490	-	100	390	-	-	-	-
A-26 . . . . .	2,360	-	500	-	500	1,360	-	-
A-28 . . . . .	152	-	152	-	-	-	-	-
A-29 . . . . .	1,050	-	1,050	-	-	-	-	-
A-30 . . . . .	1,174	-	575	-	599	-	-	-
A-31 . . . . .	600	-	600	-	-	-	-	-
A-35 . . . . .	630	-	-	400	230	-	-	-
A-36 . . . . .	500	-	-	500	-	-	-	-
A-43 . . . . .	125	-	125	-	-	-	-	-
<b>Fighter - Total</b> . . . . .	65,721	809	7,049	15,377	15,088	25,443	1,564	391
YPM-1 . . . . .	3	3	-	-	-	-	-	-
FR-1 . . . . .	2	-	-	-	-	-	2	-
P-38 . . . . .	8,869	79	487	2,420	1,363	4,520	-	-
P-39 . . . . .	8,892	75	1,117	4,600	-	3,100	-	-
P-40 . . . . .	11,974	499	4,255	1,400	4,600	1,220	-	-
P-43 . . . . .	147	93	54	-	-	-	-	-
P-47 . . . . .	15,681	-	773	6,447	2,500	5,347	614	-
P-51 . . . . .	14,456	-	150	-	3,650	10,255	401	-
P-59 . . . . .	50	-	-	-	-	50	-	-
P-60 . . . . .	1	-	-	-	1	-	-	-
P-61 . . . . .	704	-	63	510	131	-	-	-
P-63 . . . . .	3,300	-	-	-	2,843	427	30	-
P-64 . . . . .	6	-	6	-	-	-	-	-
P-66 . . . . .	144	-	144	-	-	-	-	-
P-70 . . . . .	60	60	-	-	-	-	-	-
P-75 . . . . .	6	-	-	-	-	6	-	-
P-80 . . . . .	915	-	-	-	-	498	417	-
P-82 . . . . .	270	-	-	-	-	20	-	250
P-84 . . . . .	241	-	-	-	-	-	100	141
<b>Reconnaissance - Total</b> . . . . .	1,009	209	120	382	-	230	66	2
F-3 . . . . .	3	3	-	-	-	-	-	-
F-4 . . . . .	119	-	119	-	-	-	-	-
F-5 . . . . .	381	-	1	380	-	-	-	-
F-7 . . . . .	1	-	-	-	-	-	-	1
F-8 . . . . .	13	-	-	-	-	-	12	1
F-15 . . . . .	36	-	-	-	-	-	36	-
OA-10 . . . . .	240	-	-	-	-	230	10	-
OA-11 . . . . .	1	-	-	1	-	-	-	-
OA-12 . . . . .	1	-	-	1	-	-	-	-
OA-13 . . . . .	2	-	-	-	-	-	-	2
O-50 . . . . .	3	3	-	-	-	-	-	-
O-52 . . . . .	203	203	-	-	-	-	-	-
PB2B . . . . .	6	-	-	-	-	-	6	-
<b>Transport - Total</b> . . . . .	20,948	-	1,863	1,971	12,393	4,218	502	1
C-43 . . . . .	207	-	27	-	75	105	-	-
C-45 . . . . .	1,430	-	20	2	507	901	-	-
C-46 . . . . .	3,020	-	336	270	969	1,445	-	-
C-47 . . . . .	9,115	-	895	1,190	5,800	966	264	-
C-48 . . . . .	4	-	4	-	-	-	-	-
C-49 . . . . .	65	-	17	-	48	-	-	-

Table 72.-- AIRPLANES AUTHORIZED FOR AAF PROCUREMENT, BY TYPE AND MODEL OF AIRPLANE: FISCAL YEARS  
1939 TO 1946 -- Continued

Type and Model	Total	1939 & 1940	1941	1942	1943	1944	1945	1946
<b>Transport--Continued</b>								
C-50	14	-	14	-	-	-	-	-
C-51	1	-	1	-	-	-	-	-
C-52	5	-	5	-	-	-	-	-
C-53	383	-	167	40	176	-	-	-
C-54	985	-	76	-	730	100	79	-
C-55	1	-	1	-	-	-	-	-
C-56	3	-	1	-	2	-	-	-
C-57	17	-	10	-	7	-	-	-
C-59	10	-	10	-	-	-	-	-
C-60	355	-	82	240	33	-	-	-
C-61	976	-	161	-	625	190	-	-
C-64	752	-	-	-	423	300	29	-
C-66	1	-	1	-	-	-	-	-
C-68	2	-	-	2	-	-	-	-
C-69	18	-	-	-	18	-	-	-
C-74	13	-	-	13	-	-	-	-
C-76	25	-	-	25	-	-	-	-
C-78	3,093	-	-	189	2,904	-	-	-
C-82	203	-	-	-	-	100	103	-
C-87	222	-	35	-	76	111	-	-
C-97	10	-	-	-	-	-	10	-
C-117	17	-	-	-	-	-	17	-
C-118	1	-	-	-	-	-	-	1
<b>Trainer - Total</b>	<b>41,632</b>	<b>900</b>	<b>19,293</b>	<b>9,729</b>	<b>10,869</b>	<b>820</b>	<b>21</b>	<b>-</b>
<b>Advanced - Total</b>	<b>18,631</b>	<b>-</b>	<b>9,203</b>	<b>4,637</b>	<b>4,220</b>	<b>550</b>	<b>21</b>	<b>-</b>
AT-6	8,657	-	4,847	1,260	2,000	550	-	-
AT-7	884	-	187	148	549	-	-	-
AT-8	33	-	33	-	-	-	-	-
AT-9	791	-	491	-	300	-	-	-
AT-10	2,371	-	1,421	950	-	-	-	-
AT-11	1,581	-	500	888	172	-	21	-
AT-16	1,500	-	800	-	700	-	-	-
AT-17	1,526	-	550	916	60	-	-	-
AT-18	300	-	-	300	-	-	-	-
AT-19	500	-	250	-	250	-	-	-
AT-20	50	-	-	-	50	-	-	-
AT-21	175	-	-	175	-	-	-	-
AT-22	4	-	-	-	4	-	-	-
AT-23	259	-	124	-	135	-	-	-
<b>Basis - Total</b>	<b>9,549</b>	<b>300</b>	<b>4,300</b>	<b>2,924</b>	<b>2,025</b>	<b>-</b>	<b>-</b>	<b>-</b>
BT-12	24	-	-	24	-	-	-	-
BT-13	7,832	300	3,870	1,637	2,025	-	-	-
BT-15	1,693	-	430	1,263	-	-	-	-
<b>Primary - Total</b>	<b>13,452</b>	<b>600</b>	<b>5,790</b>	<b>2,168</b>	<b>4,624</b>	<b>270</b>	<b>-</b>	<b>-</b>
PT-13	3,392	180	75	318	2,819	-	-	-
PT-17	3,369	-	2,569	800	-	-	-	-
PT-18	150	150	-	-	-	-	-	-
PT-19	2,066	270	1,123	673	-	-	-	-
PT-21	100	-	100	-	-	-	-	-
PT-22	1,023	-	1,023	-	-	-	-	-
PT-23	1,125	-	-	377	748	-	-	-
PT-24	200	-	200	-	-	-	-	-
PT-26	1,727	-	400	-	1,057	270	-	-
PT-27	300	-	300	-	-	-	-	-
<b>Communications - Total</b>	<b>13,304</b>	<b>142</b>	<b>182</b>	<b>1,855</b>	<b>7,351</b>	<b>2,586</b>	<b>980</b>	<b>208</b>
<b> Liaison - Total</b>	<b>12,944</b>	<b>142</b>	<b>182</b>	<b>1,855</b>	<b>7,053</b>	<b>2,586</b>	<b>980</b>	<b>146</b>
L-1	324	142	182	-	-	-	-	-
L-2	1,936	-	-	396	1,540	-	-	-
L-3	1,435	-	-	395	1,040	-	-	-
L-4	5,529	-	-	789	2,580	1,300	860	-
L-5	3,284	-	-	275	1,608	1,286	115	-
L-6	250	-	-	-	250	-	-	-
L-7	19	-	-	-	19	-	-	-
L-8	8	-	-	-	8	-	-	-
L-9	8	-	-	-	8	-	-	-
L-13	146	-	-	-	-	-	-	146
L-14	5	-	-	-	-	-	5	-
<b>Rotary Wing - Total</b>	<b>360</b>	<b>-</b>	<b>-</b>	<b>-</b>	<b>298</b>	<b>-</b>	<b>-</b>	<b>62</b>
R-4	91	-	-	-	91	-	-	-
R-5	58	-	-	-	24	-	-	34
R-6	183	-	-	-	183	-	-	-
R-12	10	-	-	-	-	-	-	10
R-13	18	-	-	-	-	-	-	18

Source: Air Materiel Command, Budget and Fiscal Office.

Table 73.-- AVERAGE UNIT COST OF AIRPLANES AUTHORIZED, BY PRINCIPAL MODEL: FISCAL YEARS 1939 to 1946

Note.--Average cost per airplane is the weighted average on all programs approved during a designated fiscal year and represents the estimated cost of a complete airplane ready for flyaway, including factory installed ordnance and radio equipment. Costs exclude equipment installed at modification centers and airplane spare parts. Unit costs reflect renegotiation of contracts only to the extent of reductions in contract prices for future deliveries but do not reflect reductions in price effected by cash refunds.

Type and Model	1939-1941	1942	1943	1944	1945	1946
<b>Very Heavy Bomber</b>						
B-29 . . . . .	\$ -	\$ 893,730	\$ -	\$ 605,360	\$ 509,465	\$ -
B-50 . . . . .	-	-	-	-	-	972,676
<b>Heavy Bomber</b>						
B-17 . . . . .	301,221	258,949	-	204,370	187,742	-
B-24 . . . . .	379,162	304,391	-	215,516	-	-
B-32 . . . . .	-	790,433	-	790,433	-	-
<b>Medium Bomber</b>						
B-25 . . . . .	180,031	153,396	151,894	142,194	116,752	-
B-26 . . . . .	261,062	239,655	212,932	192,427	-	-
<b>Light Bomber</b>						
A-20 . . . . .	136,813	124,253	110,324	100,800	-	-
A-26 . . . . .	224,498	-	254,624	192,457	175,892	-
A-28 . . . . .	-	118,704	-	-	-	-
A-29 . . . . .	-	118,080	-	-	-	-
A-30 . . . . .	-	155,570	151,017	-	-	-
<b>Fighter</b>						
P-38 . . . . .	134,284	120,407	105,567	97,147	-	-
P-39 . . . . .	77,159	69,534	-	50,666	-	-
P-40 . . . . .	60,562	59,444	49,449	44,892	-	-
P-47 . . . . .	113,246	105,594	104,258	85,578	83,001	-
P-51 . . . . .	-	58,698	58,824	51,572	50,985	-
P-59 . . . . .	-	-	-	236,299	-	-
P-61 . . . . .	649,584	245,327	180,711	-	199,598	-
P-63 . . . . .	-	60,277	57,379	59,966	65,914	-
P-70 . . . . .	143,076	-	-	-	-	-
P-80 . . . . .	-	-	-	109,471	71,840	-
P-82 . . . . .	-	-	-	-	-	188,066
P-84 . . . . .	-	-	-	-	-	71,123
<b>Reconnaissance</b>						
F-7F . . . . .	-	-	-	-	-	184,100
F-8F . . . . .	-	-	-	-	-	83,760
OA-10 . . . . .	222,799	-	-	216,617	207,541	-
<b>Transport</b>						
C-43 . . . . .	-	49,524	27,342	27,332	-	-
C-45 . . . . .	67,743	-	66,189	52,507	48,830	-
C-46 . . . . .	341,831	314,700	259,268	233,377	221,550	-
C-47 . . . . .	128,761	109,696	92,417	88,574	85,035	-
C-53 . . . . .	136,339	143,479	150,470	-	-	-
C-54 . . . . .	516,553	370,492	400,831	285,113	259,816	-
C-60 . . . . .	-	126,881	113,168	-	-	-
C-61 . . . . .	-	12,208	13,057	15,973	-	-
UC-64 . . . . .	-	-	36,811	35,264	32,427	-
C-69 . . . . .	-	-	605,456	-	-	-
C-74 . . . . .	-	1,213,445	-	-	-	-
C-78 . . . . .	-	27,470	33,797	-	-	-
C-82 . . . . .	-	-	-	478,549	210,233	-
C-87 . . . . .	-	-	-	208,780	-	-
<b>Trainer</b>						
PT-13, PT-17, PT-27 . . . . .	10,022	9,896	-	-	-	-
PT-19, PT-23, PT-26 . . . . .	9,710	12,911	11,100	15,052	-	-
BT-13, BT-15 . . . . .	25,035	23,068	-	-	-	-
AT-6 . . . . .	29,423	25,672	-	22,952	-	-
AT-7, AT-11 . . . . .	76,827	85,688	68,441	-	-	-
AT-8, AT-17 . . . . .	41,701	34,323	-	-	-	-
AT-9 . . . . .	44,321	44,392	-	-	-	-
AT-10 . . . . .	43,501	42,688	-	-	-	-
AT-16 . . . . .	-	27,564	27,416	-	-	-
AT-19 . . . . .	-	26,574	22,496	-	-	-
AT-21 . . . . .	-	92,295	-	-	-	-
<b>Communications</b>						
L-1 . . . . .	25,419	-	-	-	-	-
L-2 . . . . .	-	2,770	2,916	-	-	-
L-3 . . . . .	-	2,236	2,460	-	-	-
L-4 . . . . .	-	2,432	2,437	2,620	2,701	-
L-5 . . . . .	-	10,165	-	9,704	8,323	-
L-6 . . . . .	-	-	6,065	-	-	-
L-13 . . . . .	-	-	-	-	-	33,962
R-4 . . . . .	-	-	43,584	-	-	-
R-5, YR-5 . . . . .	-	-	59,488	50,950	-	163,521
R-6 . . . . .	-	-	47,635	-	-	-
YR-12 . . . . .	-	-	-	-	-	215,621
YR-13 . . . . .	-	-	-	-	-	67,094

Source: Air Materiel Command, Budget and Fiscal Office.

Table 74.-- AIRPLANES ON HAND IN THE AAF, BY MAJOR TYPE: JUL 1939 TO DEC 1946

End of Month	Total	Very Heavy Bomber	Heavy Bomber	Medium Bomber	Light Bomber	Fighter	Reconnaissance	Transport	Trainer	Communications
1939										
Jul. . . . .	2,402	-	16	400	276	494	356	118	735	7
Sep. . . . .	2,473	-	22	428	278	489	359	136	754	7
Dec. . . . .	2,546	-	39	464	274	492	378	131	761	7
1940										
Mar. . . . .	2,709	-	54	468	267	453	415	125	920	7
Jun. . . . .	2,966	-	54	478	166	477	414	127	1,243	7
Sep. . . . .	3,451	-	72	484	157	568	404	128	1,630	8
Dec. . . . .	3,961	-	92	481	158	625	404	124	2,069	8
1941										
Mar. . . . .	4,975	-	108	494	240	775	397	133	2,814	14
Jun. . . . .	6,777	-	120	611	292	1,018	415	144	4,124	53
Sep. . . . .	9,063	-	126	722	350	1,513	482	187	5,544	139
Dec. . . . .	12,297	-	288	745	799	2,170	475	254	7,340	226
1942										
Mar. . . . .	16,364	-	504	799	745	2,646	436	423	10,014	797
Jun. . . . .	21,173	-	846	1,047	696	2,950	468	824	12,610	1,732
Sep. . . . .	27,105	-	1,433	1,872	961	4,321	480	1,388	14,278	2,372
Dec. . . . .	33,304	3	2,076	2,556	1,201	5,303	468	1,857	17,044	2,796
1943										
Mar. . . . .	41,184	2	3,029	3,309	1,601	6,415	545	2,984	20,325	2,974
Jun. . . . .	49,018	2	4,421	4,242	1,689	8,010	486	4,268	22,849	3,051
Sep. . . . .	55,720	21	5,974	4,473	1,867	9,442	547	5,405	24,339	3,652
Dec. . . . .	64,232	91	8,027	4,370	2,371	11,875	714	6,466	26,051	4,267
1944										
Mar. . . . .	73,173	248	10,000	4,961	2,730	14,963	843	7,864	27,412	4,152
Jun. . . . .	78,757	445	11,720	5,427	2,914	15,644	1,056	9,433	27,907	4,211
Sep. . . . .	77,959	652	12,526	6,211	3,338	16,183	1,675	10,387	23,254	3,733
Dec. . . . .	72,726	977	12,813	6,189	2,980	17,198	1,804	10,456	17,060	3,249
1945										
Jan. . . . .	71,430	1,151	12,844	6,208	2,813	17,332	1,866	10,237	15,840	3,139
Feb. . . . .	70,735	1,373	12,890	6,137	2,757	17,664	1,890	10,138	14,708	3,178
Mar. . . . .	70,583	1,613	12,883	6,094	2,753	17,708	1,950	9,955	14,124	3,503
Apr. . . . .	69,581	1,852	12,919	6,022	2,750	17,440	2,007	9,540	13,494	3,557
May. . . . .	69,089	2,083	12,718	5,869	2,844	17,725	2,009	9,367	12,873	3,601
Jun. . . . .	68,398	2,374	12,221	5,576	3,063	17,703	1,990	9,473	12,581	3,417
Jul. . . . .	65,795	2,624	11,778	5,523	3,002	17,279	1,977	9,593	10,671	3,348
Aug. . . . .	63,715	2,865	11,065	5,384	3,079	16,799	1,971	9,561	9,558	3,433
Sep. . . . .	59,641	2,994	9,383	4,774	2,986	15,763	1,873	9,395	8,920	3,553
Oct. . . . .	53,110	2,989	7,216	4,105	2,572	13,891	1,709	8,484	8,198	3,946
Nov. . . . .	48,446	2,992	5,079	3,769	2,457	13,217	1,594	8,024	7,648	3,666
Dec. . . . .	44,782	2,996	3,005	3,567	2,387	12,596	1,526	7,500	7,617	3,588
1946										
Jan. . . . .	42,346	2,998	2,251	3,353	2,343	12,074	1,346	7,144	7,436	3,401
Feb. . . . .	40,668	3,003	1,997	3,256	2,326	11,800	1,309	6,567	7,166	3,244
Mar. . . . .	39,539	3,014	1,843	3,110	2,306	11,511	1,287	6,222	7,076	3,170
Apr. . . . .	36,075	3,012	1,450	2,528	2,282	10,316	1,153	5,655	6,857	2,822
May. . . . .	35,080	3,052	1,220	2,188	2,253	10,029	1,074	5,473	6,721	3,070
Jun. . . . .	34,155	3,050	1,103	2,045	2,214	9,778	1,033	5,314	6,662	2,956
Jul. . . . .	33,448	3,056	1,055	1,996	2,199	9,703	900	5,224	6,626	2,689
Aug. . . . .	32,277	3,040	961	1,983	2,146	9,431	817	4,870	6,517	2,512
Sep. . . . .	31,414	3,036	946	1,913	2,139	9,112	700	4,733	6,482	2,353
Oct. . . . .	31,001	3,028	928	1,901	2,133	9,037	658	4,663	6,406	2,247
Nov. . . . .	30,531	3,012	852	1,841	2,086	8,998	630	4,607	6,348	2,157
Dec. . . . .	30,035	3,006	844	1,877	1,954	8,765	740	4,538	6,297	2,014



Table 75.-- AIRPLANES ON HAND IN THE AAF, BY TYPE AND PRINCIPAL MODEL: NOV 1941 TO DEC 1946

Note.--The data below do not reflect changes resulting from information becoming available subsequent to the initial reporting date. Figures are as of end of month.

Type and Model	1941		1942				1943			
	Nov	Dec	Mar	Jun	Sep	Dec	Mar	Jun	Sep	Dec
<b>Total</b> . . . . .	10,329	12,297	16,364	21,173	27,105	33,304	41,184	49,018	55,720	64,232
<b>Combat Airplanes - Total</b> . . .	3,305	4,477	5,130	6,007	9,067	11,607	14,901	18,850	22,324	27,448
1st Line . . . . .	2,846	4,035	4,781	5,642	8,484	10,882	12,758	16,961	19,805	23,817
2nd Line & Misc . . . . .	459	442	349	365	583	725	2,143	1,889	2,519	3,631
<b>Very Heavy Bomber - Total</b> . . .	-	-	-	-	-	3	2	2	21	91
1st Line . . . . .	-	-	-	-	-	-	-	-	-	-
B-29 . . . . .	-	-	-	-	-	-	-	-	5	76
2nd Line & Misc . . . . .	-	-	-	-	-	3	2	2	16	15
<b>Heavy Bomber - Total</b> . . . . .	157	288	504	846	1,433	2,076	3,029	4,421	5,974	8,027
1st Line - Total . . . . .	156	287	502	844	1,431	2,073	2,939	4,327	5,852	7,018
B-17 . . . . .	145	198	355	535	830	1,239	1,765	2,460	3,031	3,528
B-24 . . . . .	11	89	147	309	601	834	1,174	1,867	2,821	3,490
2nd Line & Misc . . . . .	1	1	2	2	2	3	90	94	122	1,009
<b>Medium Bomber - Total</b> . . . . .	685	745	799	1,047	1,872	2,556	3,309	4,242	4,473	4,370
1st Line - Total . . . . .	256	332	459	687	1,296	1,840	2,486	3,450	3,761	3,768
B-25 . . . . .	113	151	231	356	737	1,128	1,577	2,014	2,155	2,177
B-26 . . . . .	143	181	228	331	559	712	909	1,436	1,606	1,651
2nd Line & Misc . . . . .	429	413	340	360	576	716	823	792	712	602
<b>Light Bomber - Total</b> . . . . .	350	799	745	696	961	1,201	1,601	1,689	1,867	2,371
1st Line - Total . . . . .	342	792	743	695	961	1,201	1,126	1,275	908	1,099
A-20 . . . . .	131	417	397	359	473	569	434	478	545	867
A-26 . . . . .	-	-	-	-	-	-	-	-	1	6
A-36 . . . . .	-	-	-	-	-	111	442	419	305	226
Other . . . . .	211	375	346	336	488	521	250	378	57	-
2nd Line & Misc . . . . .	8	7	2	1	-	-	475	414	959	1,272
<b>Fighter - Total</b> . . . . .	1,618	2,170	2,646	2,950	4,321	5,303	6,415	8,010	9,442	11,875
1st Line - Total . . . . .	1,603	2,155	2,644	2,948	4,319	5,301	5,663	7,425	8,941	11,328
P-38 . . . . .	69	96	309	550	881	1,123	1,086	1,267	1,270	1,805
P-39 . . . . .	325	609	807	922	1,033	1,116	1,343	1,898	1,981	2,019
P-40 . . . . .	755	938	1,192	1,162	1,776	2,133	2,226	2,371	2,388	2,245
P-47 . . . . .	-	1	3	30	177	442	678	1,272	2,381	3,765
P-51 . . . . .	-	-	2	2	60	57	87	298	560	1,165
P-61 . . . . .	-	-	-	-	-	-	-	-	-	8
P-63 . . . . .	-	-	-	-	-	-	-	-	-	6
Other . . . . .	454	511	331	282	392	430	243	319	361	315
2nd Line & Misc . . . . .	15	15	2	2	2	2	752	585	501	547
<b>Reconnaissance - Total</b> . . . . .	495	475	436	468	480	468	545	486	547	714
1st Line - Total . . . . .	489	469	433	468	477	467	544	484	538	528
F-4, F-5 . . . . .	-	-	5	82	126	146	252	203	263	393
Other . . . . .	489	469	428	386	351	321	292	281	75	135
2nd Line & Misc . . . . .	6	6	3	-	3	1	1	2	209	186
<b>Transport - Total</b> . . . . .	216	254	423	824	1,388	1,857	2,984	4,268	5,405	6,466
C-46 . . . . .	-	-	-	1	14	28	95	161	228	244
C-47, C-53 . . . . .	25	33	107	335	653	835	1,059	1,515	1,821	2,230
C-54 . . . . .	-	-	1	3	19	23	36	46	59	79
C-87 . . . . .	-	-	-	-	10	36	60	91	100	115
Other Hvy & Med Trans. . . . .	108	110	137	205	295	378	430	468	473	466
Light Transport . . . . .	83	111	178	280	397	557	1,304	1,987	2,724	3,332
<b>Trainer - Total</b> . . . . .	6,594	7,340	10,014	12,610	14,278	17,044	20,325	22,849	24,339	26,051
Advanced . . . . .	1,409	1,574	2,518	3,589	4,450	5,890	7,443	8,374	8,757	9,770
Basic . . . . .	2,008	2,248	3,087	3,898	4,407	5,261	6,130	6,747	7,222	7,485
Primary . . . . .	3,177	3,518	4,409	5,123	5,421	5,893	6,752	7,728	8,360	8,796
<b>Communications - Total</b> . . . . .	214	226	797	1,732	2,372	2,796	2,974	3,051	3,652	4,267
Liaison . . . . .	213	225	796	1,730	2,370	2,795	2,973	3,050	3,647	4,255
Rotary Wing . . . . .	1	1	1	2	2	1	1	1	5	12

Table 75.-- AIRPLANES ON HAND IN THE AAF, BY TYPE AND PRINCIPAL MODEL: NOV 1941 TO DEC 1946 -- Continued

Type and Model	1944				1945					
	Mar	Jun	Sep	Dec	Jan	Feb	Mar	Apr	May	Jun
<b>Total</b> . . . . .	73,173	78,757	77,959	72,726	71,430	70,735	70,583	69,581	69,089	68,398
<b>Combat Airplanes - Total</b> . . . . .	33,745	37,206	40,585	41,961	42,214	42,711	43,001	42,990	43,248	42,927
1st Line . . . . .	29,945	32,274	33,441	33,179	33,345	33,432	33,352	33,028	33,349	33,442
2nd Line & Misc . . . . .	3,800	4,932	7,144	8,782	8,869	9,279	9,649	9,962	9,899	9,485
<b>Very Heavy Bomber - Total</b> . . . . .	248	445	652	977	1,151	1,373	1,613	1,852	2,083	2,374
1st Line . . . . .										
B-29 . . . . .	235	435	647	942	1,096	1,114	1,295	1,415	1,565	1,764
2nd Line & Misc . . . . .	13	10	5	35	55	259	318	437	518	610
<b>Heavy Bomber - Total</b> . . . . .	10,000	11,720	12,526	12,813	12,844	12,890	12,883	12,919	12,718	12,221
1st Line - Total . . . . .	9,024	10,305	10,595	10,103	9,869	9,629	9,249	8,931	8,733	8,724
B-17 . . . . .	4,070	4,428	4,552	4,419	4,253	4,146	3,972	3,717	3,654	3,692
B-24 . . . . .	4,954	5,877	6,043	5,678	5,609	5,474	5,267	5,201	5,055	4,986
B-32 . . . . .	-	-	-	6	7	9	10	13	24	46
2nd Line & Misc . . . . .	976	1,415	1,931	2,710	2,975	3,261	3,634	3,988	3,985	3,497
<b>Medium Bomber - Total</b> . . . . .	4,961	5,427	6,211	6,189	6,208	6,137	6,094	6,022	5,869	5,576
1st Line - Total . . . . .	4,310	4,348	3,790	3,181	3,250	3,169	3,113	3,084	2,987	2,799
B-25 . . . . .	2,379	2,562	2,289	1,942	2,139	2,138	2,160	2,154	2,087	2,039
B-26 . . . . .	1,931	1,786	1,501	1,239	1,111	1,031	953	930	900	760
2nd Line & Misc . . . . .	651	1,079	2,421	3,008	2,958	2,968	2,981	2,938	2,882	2,777
<b>Light Bomber - Total</b> . . . . .	2,730	2,914	3,338	2,980	2,813	2,757	2,753	2,750	2,844	3,063
1st Line - Total . . . . .	1,325	1,598	2,038	2,107	2,129	2,167	2,264	2,328	2,512	2,724
A-20 . . . . .	1,135	1,397	1,711	1,417	1,300	1,195	1,085	985	839	806
A-26 . . . . .	24	81	278	653	797	941	1,152	1,319	1,652	1,906
A-36 . . . . .	166	120	49	37	32	31	27	24	21	12
2nd Line & Misc . . . . .	1,405	1,316	1,300	873	684	590	489	422	332	339
<b>Fighter - Total</b> . . . . .	14,963	15,644	16,183	17,198	17,332	17,664	17,708	17,440	17,725	17,703
1st Line - Total . . . . .	14,377	14,673	14,779	15,100	15,190	15,510	15,538	15,326	15,611	15,493
P-38 . . . . .	2,294	2,383	2,579	2,759	2,745	2,764	2,863	2,775	2,753	2,732
P-39 . . . . .	2,043	1,401	1,015	746	665	575	354	237	156	97
P-40 . . . . .	2,417	2,314	2,090	1,716	1,564	1,522	1,390	1,281	1,031	763
P-47 . . . . .	5,041	5,317	5,413	5,100	5,011	5,133	5,302	5,364	5,595	5,595
P-51 . . . . .	2,027	2,693	2,933	3,914	4,338	4,642	4,802	4,833	5,192	5,471
P-59 . . . . .	-	-	2	16	17	20	17	20	20	20
P-61 . . . . .	73	164	263	422	440	455	468	475	476	493
P-63 . . . . .	73	210	330	320	309	308	265	295	346	282
P-80 . . . . .	-	-	-	-	-	1	3	3	11	24
Other . . . . .	409	191	154	107	101	90	74	43	31	16
2nd Line & Misc . . . . .	586	971	1,404	2,098	2,142	2,154	2,170	2,114	2,114	2,210
<b>Reconnaissance - Total</b> . . . . .	843	1,056	1,675	1,804	1,866	1,890	1,950	2,007	2,009	1,990
1st Line - Total . . . . .	674	915	1,592	1,746	1,811	1,843	1,893	1,944	1,941	1,938
F-4, F-5 . . . . .	369	517	684	704	725	764	774	826	826	844
F-6 . . . . .	-	-	390	469	470	448	436	442	446	466
F-13 . . . . .	-	-	10	45	48	46	32	51	55	53
Other . . . . .	305	398	508	528	568	585	631	625	614	575
2nd Line & Misc . . . . .	169	141	83	58	55	47	57	63	68	52
<b>Transport - Total</b> . . . . .	7,864	9,433	10,387	10,456	10,237	10,138	9,955	9,540	9,367	9,473
C-46 . . . . .	307	541	858	1,278	1,476	1,643	1,798	1,914	2,059	2,173
C-47, C-53 . . . . .	3,033	4,156	4,658	4,901	4,837	4,817	4,789	4,717	4,632	4,598
C-54 . . . . .	106	152	248	356	399	445	506	563	625	708
C-82 . . . . .	-	-	-	-	-	-	-	-	-	2
C-87 . . . . .	145	185	177	151	145	143	134	134	120	116
Other Hv & Med Trans . . . . .	455	405	411	464	453	451	402	364	269	248
Light Transport . . . . .	3,818	3,994	4,035	3,306	2,927	2,639	2,326	1,848	1,662	1,630
<b>Trainer - Total</b> . . . . .	27,412	27,907	23,254	17,060	15,840	14,708	14,124	13,494	12,873	12,581
Advanced . . . . .	10,242	10,511	10,190	9,399	9,044	8,563	8,349	7,861	7,651	7,514
Basic . . . . .	7,903	7,999	6,684	4,599	3,686	3,064	2,750	2,634	2,307	2,253
Primary . . . . .	9,267	9,397	6,380	3,062	3,110	3,081	3,025	2,999	2,915	2,814
<b>Communications - Total</b> . . . . .	4,152	4,211	3,733	3,249	3,139	3,178	3,503	3,557	3,601	3,417
Liaison . . . . .	4,133	4,184	3,689	3,193	3,090	3,119	3,428	3,479	3,513	3,275
Rotary Wing . . . . .	19	27	44	56	49	59	75	78	88	142

Table 75.-- AIRPLANES ON HAND IN THE AAF, BY TYPE AND PRINCIPAL MODEL: NOV 1941 TO DEC 1946 -- Continued

Type and Model	1945 (Continued)						1946		
	Jul	Aug	Sep	Oct	Nov	Dec	Jan	Feb	Mar
Total . . . . .	65,795	63,715	59,641	53,110	48,446	44,782	42,346	40,666	39,539
<b>Combat Airplanes - Total . . . . .</b>	<b>42,183</b>	<b>41,163</b>	<b>37,773</b>	<b>32,482</b>	<b>29,108</b>	<b>26,077</b>	<b>24,365</b>	<b>23,691</b>	<b>23,071</b>
1st Line . . . . .	32,505	31,235	29,706	27,082	24,288	21,532	20,144	19,634	19,112
2nd Line & Misc . . . . .	9,678	9,928	8,067	5,400	4,820	4,545	4,221	4,057	3,959
<b>Very Heavy Bomber - Total . . . . .</b>	<b>2,624</b>	<b>2,865</b>	<b>2,994</b>	<b>2,989</b>	<b>2,992</b>	<b>2,996</b>	<b>2,998</b>	<b>3,003</b>	<b>3,014</b>
1st Line . . . . .									
B-29 . . . . .	1,970	2,132	2,242	2,224	2,216	2,157	2,154	2,169	2,174
2nd Line & Misc . . . . .	654	733	752	765	776	839	844	834	840
<b>Heavy Bomber - Total . . . . .</b>	<b>11,778</b>	<b>11,065</b>	<b>9,383</b>	<b>7,216</b>	<b>5,079</b>	<b>3,005</b>	<b>2,251</b>	<b>1,997</b>	<b>1,843</b>
1st Line - Total . . . . .	8,339	7,975	7,100	6,062	4,385	2,520	1,870	1,671	1,546
B-17 . . . . .	3,675	3,677	3,582	3,046	2,375	1,400	1,284	1,167	1,117
B-24 . . . . .	4,606	4,236	3,458	2,996	1,988	1,103	578	498	423
B-32 . . . . .	58	62	60	20	22	17	8	6	6
2nd Line & Misc . . . . .	3,439	3,090	2,283	1,154	694	485	381	326	297
<b>Medium Bomber - Total . . . . .</b>	<b>5,523</b>	<b>5,384</b>	<b>4,774</b>	<b>4,105</b>	<b>3,769</b>	<b>3,567</b>	<b>3,353</b>	<b>3,256</b>	<b>3,110</b>
1st Line - Total . . . . .	2,737	2,595	2,486	2,418	2,240	2,063	1,894	1,802	1,684
B-25 . . . . .	1,988	1,865	1,767	1,737	1,584	1,420	1,333	1,265	1,238
B-26 . . . . .	749	730	719	681	656	643	561	537	446
2nd Line & Misc . . . . .	2,786	2,789	2,288	1,687	1,529	1,504	1,459	1,454	1,426
<b>Light Bomber - Total . . . . .</b>	<b>3,002</b>	<b>3,079</b>	<b>2,986</b>	<b>2,572</b>	<b>2,457</b>	<b>2,387</b>	<b>2,343</b>	<b>2,326</b>	<b>2,306</b>
1st Line - Total . . . . .	2,712	2,788	2,712	2,343	2,244	2,175	2,131	2,111	2,094
A-20 . . . . .	775	739	686	309	254	192	180	171	170
A-26 . . . . .	1,927	2,049	2,026	2,034	1,990	1,983	1,951	1,940	1,924
A-36 . . . . .	10	-	-	-	-	-	-	-	-
2nd Line & Misc . . . . .	290	291	274	229	213	212	212	215	212
<b>Fighter - Total . . . . .</b>	<b>17,279</b>	<b>16,799</b>	<b>15,763</b>	<b>13,891</b>	<b>13,217</b>	<b>12,596</b>	<b>12,074</b>	<b>11,800</b>	<b>11,511</b>
1st Line - Total . . . . .	14,848	13,961	13,461	12,466	11,751	11,227	10,802	10,620	10,374
P-38 . . . . .	2,568	2,417	2,222	1,936	1,566	1,370	1,235	1,084	982
P-39 . . . . .	53	22	18	12	1	1	1	1	-
P-40 . . . . .	434	116	35	35	34	21	10	11	9
P-47 . . . . .	5,408	5,308	5,218	4,817	4,521	4,378	4,322	4,296	4,177
P-51 . . . . .	5,541	5,384	5,391	5,158	5,106	4,819	4,616	4,568	4,529
P-59 . . . . .	26	35	36	36	38	36	36	35	34
P-61 . . . . .	487	437	423	403	377	370	341	338	336
P-63 . . . . .	272	183	62	7	5	4	4	4	4
P-80 . . . . .	45	45	44	49	90	215	224	266	288
P-82 . . . . .	-	-	-	-	-	-	2	6	12
Other . . . . .	14	14	12	13	13	17	11	11	3
2nd Line & Misc . . . . .	2,431	2,838	2,302	1,425	1,466	1,369	1,272	1,180	1,137
<b>Reconnaissance - Total . . . . .</b>	<b>1,977</b>	<b>1,971</b>	<b>1,873</b>	<b>1,709</b>	<b>1,594</b>	<b>1,526</b>	<b>1,346</b>	<b>1,309</b>	<b>1,287</b>
1st Line - Total . . . . .	1,899	1,784	1,705	1,569	1,452	1,390	1,293	1,261	1,240
F-4, F-5 . . . . .	795	705	700	580	535	490	426	384	376
F-6 . . . . .	479	470	452	454	432	421	416	417	406
F-13 . . . . .	72	85	83	85	83	84	84	87	87
Other . . . . .	553	524	470	450	402	395	367	373	371
2nd Line & Misc . . . . .	78	187	168	140	142	136	53	48	47
<b>Transport - Total . . . . .</b>	<b>9,593</b>	<b>9,561</b>	<b>9,395</b>	<b>8,484</b>	<b>8,024</b>	<b>7,500</b>	<b>7,144</b>	<b>6,567</b>	<b>6,222</b>
C-46 . . . . .	2,266	2,276	2,275	2,017	1,919	1,802	1,665	1,328	1,227
C-47, C-53 . . . . .	4,635	4,598	4,522	4,084	3,882	3,653	3,434	3,286	3,124
C-54 . . . . .	785	852	853	758	680	639	591	559	561
C-82 . . . . .	2	2	2	4	4	8	9	11	18
C-87 . . . . .	120	112	102	66	61	25	11	7	7
Other Hvy & Med Transport . . . . .	231	215	199	207	182	137	214	199	138
Light Transport . . . . .	1,556	1,508	1,444	1,352	1,300	1,244	1,220	1,177	1,147
<b>Trainer - Total . . . . .</b>	<b>10,671</b>	<b>9,558</b>	<b>8,920</b>	<b>8,198</b>	<b>7,648</b>	<b>7,617</b>	<b>7,436</b>	<b>7,164</b>	<b>7,076</b>
Advanced . . . . .	7,466	7,432	7,013	6,462	6,048	6,087	5,925	5,710	5,633
Basic . . . . .	1,262	635	453	371	316	261	245	203	197
Primary . . . . .	1,943	1,491	1,454	1,365	1,284	1,269	1,266	1,251	1,246
<b>Communications - Total . . . . .</b>	<b>3,348</b>	<b>3,433</b>	<b>3,553</b>	<b>3,946</b>	<b>3,666</b>	<b>3,588</b>	<b>3,401</b>	<b>3,244</b>	<b>3,170</b>
Liaison . . . . .	3,180	3,244	3,352	3,748	3,467	3,380	3,198	3,058	2,989
Rotary Wing . . . . .	168	189	201	198	199	208	203	186	181

Table 75.-- AIRPLANES ON HAND IN THE AAF, BY TYPE AND PRINCIPAL MODEL: NOV 1941 TO DEC 1946 -- Continued

Type and Model	1946 (Continued)								
	Apr	May	Jun	Jul	Aug	Sep	Oct	Nov	Dec
<b>Total</b> . . . . .	36,075	35,080	34,195	33,448	32,277	31,414	31,001	30,531	30,035
<b>Combat Airplanes - Total</b> . . . . .	20,741	19,816	19,223	18,909	18,378	17,846	17,685	17,419	17,186
1st Line . . . . .	16,968	14,740	14,424	14,231	13,709	13,181	13,115	12,945	12,799
2nd Line & Misc . . . . .	3,773	5,076	4,799	4,678	4,669	4,665	4,570	4,474	4,387
<b>Very Heavy Bombers - Total</b> . . . . .	3,012	3,052	3,050	3,056	3,040	3,036	3,028	3,012	3,006
1st Line . . . . .									
B-29 . . . . .	2,155	2,186	2,166	2,168	2,150	2,147	2,141	2,122	2,117
2nd Line & Misc . . . . .	857	866	884	888	890	889	887	890	889
<b>Heavy Bomber - Total</b> . . . . .	1,450	1,220	1,103	1,055	961	946	928	852	844
1st Line - Total . . . . .	1,194	952	861	825	736	647	619	539	527
B-17 . . . . .	902	765	718	729	650	628	602	521	512
B-24 . . . . .	292	187	143	96	86	19	17	18	15
2nd Line & Misc . . . . .	256	268	242	230	225	299	309	313	317
<b>Medium Bomber - Total</b> . . . . .	2,528	2,188	2,045	1,996	1,983	1,913	1,901	1,841	1,877
1st Line - Total . . . . .	1,152	909	885	769	742	680	670	653	646
B-25 . . . . .	1,060	883	796	760	735	673	663	651	644
B-26 . . . . .	92	26	9	9	7	7	7	2	2
2nd Line & Misc . . . . .	1,376	1,279	1,240	1,227	1,241	1,233	1,231	1,188	1,231
<b>Light Bomber - Total</b> . . . . .	2,282	2,253	2,214	2,199	2,146	2,139	2,133	2,086	1,954
1st Line - Total . . . . .	2,078	1,881	1,873	1,857	1,808	1,794	1,790	1,773	1,763
A-20 . . . . .	165	33	7	7	6	5	5	1	1
A-26 . . . . .	1,913	1,848	1,866	1,850	1,802	1,789	1,785	1,772	1,762
2nd Line & Misc . . . . .	204	372	341	342	338	345	343	313	191
<b>Fighter - Total</b> . . . . .	10,316	10,029	9,778	9,697	9,414	9,069	8,976	8,912	8,765
1st Line - Total . . . . .	9,283	7,995	7,950	7,967	7,688	7,338	7,315	7,276	7,144
P-38 . . . . .	900	393	341	325	264	163	169	120	113
P-40 . . . . .	9	1	-	-	-	-	-	-	-
P-47 . . . . .	3,607	3,217	3,274	3,252	3,239	3,070	3,050	3,041	3,001
P-51 . . . . .	4,077	3,759	3,711	3,778	3,559	3,482	3,426	3,436	3,303
P-59 . . . . .	25	20	12	8	6	5	3	4	3
P-61 . . . . .	332	260	267	263	275	256	251	239	234
P-63 . . . . .	2	1	1	1	-	-	-	-	-
P-80 . . . . .	308	323	323	319	325	342	396	436	471
P-82 . . . . .	20	20	20	20	20	-20	20	20	19
Other . . . . .	3	1	1	1	-	-	-	-	-
2nd Line & Misc . . . . .	1,033	2,034	1,828	1,730	1,726	1,731	1,661	1,636	1,621
<b>Reconnaissance - Total</b> . . . . .	1,153	1,074	1,033	906	834	743	719	716	740
1st Line - Total . . . . .	1,106	817	769	645	585	575	580	582	602
F-4, F-5 . . . . .	327	120	79	68	58	34	30	17	12
F-6 . . . . .	357	301	290	217	178	177	170	166	164
F-13 . . . . .	88	83	83	81	86	86	86	94	94
F-15 . . . . .	-	-	-	-	-	4	9	9	19
FP-80 a/ . . . . .	-	-	-	6	17	43	61	86	102
Other . . . . .	334	313	317	273	246	231	224	210	211
2nd Line & Misc . . . . .	47	257	264	261	249	168	139	134	138
<b>Transport - Total</b> . . . . .	5,655	5,473	5,314	5,224	4,870	4,733	4,663	4,607	4,538
C-46 . . . . .	947	928	921	919	707	702	700	693	689
C-47, C-53 . . . . .	2,960	2,797	2,675	2,578	2,460	2,340	2,298	2,262	2,218
C-54 . . . . .	548	525	526	527	521	519	507	500	489
C-82 . . . . .	22	31	32	41	48	56	62	70	80
C-87 . . . . .	6	5	5	6	3	3	3	3	3
Other Hv & Med Transport . . . . .	130	138	132	135	132	131	131	130	132
Light Transport . . . . .	1,042	1,049	1,023	1,018	999	982	962	949	927
<b>Trainer - Total</b> . . . . .	6,857	6,721	6,662	6,626	6,517	6,482	6,406	6,348	6,297
Advanced . . . . .	5,500	5,391	5,363	5,326	5,301	5,281	5,211	5,162	5,113
Basic . . . . .	161	146	129	135	79	74	74	73	72
Primary . . . . .	1,196	1,184	1,170	1,165	1,137	1,127	1,121	1,113	1,112
<b>Communications - Total</b> . . . . .	2,822	3,070	2,996	2,689	2,512	2,353	2,247	2,157	2,014
Liaison . . . . .	2,641	2,877	2,803	2,496	2,338	2,178	2,067	1,981	1,872
Rotary Wing . . . . .	181	193	193	193	174	175	180	176	172

a/ Prior to August 1946, FP-80 considered as fighter type and included with P-80.

Table 76.-- AIRPLANES ON HAND IN CONTINENTAL US, BY TYPE AND PRINCIPAL MODEL: NOV 1941 TO DEC 1946

Note.-- The data below do not reflect changes resulting from information becoming available subsequent to the initial reporting date. Figures are as of end of month.

Type and Model	1941		1942				1943			
	Nov	Dec	Mar	Jun	Sep	Dec	Mar	Jun	Sep	Dec
Total . . . . .	9,207	11,082	14,408	18,928	23,538	27,678	33,888	38,087	43,129	48,595
<b>Combat Airplanes - Total</b> . . . . .	2,281	3,372	3,309	4,009	5,984	6,809	8,629	9,849	12,178	14,729
1st Line . . . . .	1,974	3,075	3,054	3,740	5,499	6,187	6,885	8,375	10,168	11,800
2nd Line & Misc. . . . .	307	297	255	269	485	622	1,744	1,474	2,010	2,929
<b>Very Heavy Bomber - Total</b> . . . . .	-	-	-	-	-	3	2	2	21	91
1st Line . . . . .	-	-	-	-	-	-	-	-	5	76
B-29 . . . . .	-	-	-	-	-	-	-	-	-	5
2nd Line & Misc. . . . .	-	-	-	-	-	3	2	2	16	15
<b>Heavy Bomber - Total</b> . . . . .	96	207	337	585	962	1,287	1,924	2,496	3,650	4,627
1st Line - Total . . . . .	95	206	335	583	960	1,284	1,863	2,447	3,620	4,627
B-17 . . . . .	84	117	211	333	501	769	1,148	1,282	1,772	1,868
B-24 . . . . .	11	89	124	250	459	515	715	1,165	1,848	1,920
2nd Line & Misc. . . . .	1	1	2	2	2	3	61	49	30	839
<b>Medium Bomber - Total</b> . . . . .	531	597	612	812	1,527	1,955	2,483	2,476	2,592	2,415
1st Line - Total . . . . .	256	332	366	548	1,049	1,342	1,748	1,825	2,008	1,940
B-25 . . . . .	113	151	225	317	585	841	1,070	1,097	1,181	1,037
B-26 . . . . .	143	181	141	231	464	501	678	728	827	903
2nd Line & Misc. . . . .	275	265	246	264	478	613	735	651	584	475
<b>Light Bomber - Total</b> . . . . .	235	688	619	565	836	1,016	1,219	1,045	1,319	1,705
1st Line - Total . . . . .	231	684	617	564	836	1,016	812	701	464	568
A-20 . . . . .	107	395	355	271	392	419	206	243	333	502
A-26 . . . . .	-	-	-	-	-	-	-	-	1	6
A-36 . . . . .	-	-	-	-	-	111	372	124	75	60
Other . . . . .	124	289	262	293	444	486	234	334	55	-
2nd Line & Misc. . . . .	4	4	2	1	-	-	407	344	855	1,137
<b>Fighter - Total</b> . . . . .	969	1,442	1,359	1,634	2,265	2,204	2,612	3,526	4,248	5,466
1st Line - Total . . . . .	948	1,421	1,357	1,632	2,263	2,202	2,074	3,100	3,897	5,152
P-38 . . . . .	69	96	309	439	622	576	299	477	470	682
P-39 . . . . .	265	503	297	430	400	322	532	756	993	1,224
P-40 . . . . .	357	472	494	534	834	776	723	746	840	918
P-47 . . . . .	-	1	3	30	177	338	443	794	1,184	1,618
P-51 . . . . .	-	-	2	2	60	57	52	269	335	650
P-61 . . . . .	-	-	-	-	-	-	-	-	-	7
P-63 . . . . .	-	-	-	-	-	-	-	-	-	6
Other . . . . .	257	349	252	197	170	133	25	58	75	47
2nd Line & Misc. . . . .	21	21	2	2	2	2	538	426	351	314
<b>Reconnaissance - Total</b> . . . . .	450	438	382	413	394	344	389	304	348	425
1st Line - Total . . . . .	444	432	379	413	391	343	388	302	174	276
F-4, F-5 . . . . .	-	-	5	79	88	72	147	76	129	178
Other . . . . .	444	432	374	334	303	271	241	226	45	98
2nd Line & Misc. . . . .	6	6	3	-	3	1	1	2	174	149
<b>Transport - Total</b> . . . . .	174	210	347	649	1,077	1,344	2,351	2,791	3,496	4,183
C-46 . . . . .	-	-	-	1	14	28	93	53	102	71
C-47, C-53 . . . . .	25	33	88	245	461	447	573	598	625	775
C-54 . . . . .	-	-	1	3	19	23	34	10	8	9
C-82 . . . . .	-	-	-	-	10	30	48	20	14	45
Other Hv & Med Transport . . . . .	91	92	119	174	234	314	371	397	402	394
Light Transport . . . . .	58	85	139	226	339	502	1,232	1,713	2,345	2,889
<b>Trainer - Total</b> . . . . .	6,551	7,292	9,974	12,572	14,243	17,009	20,266	22,745	24,214	25,927
Advanced . . . . .	1,389	1,549	2,493	3,563	4,423	5,869	7,412	8,310	8,681	9,689
Basic . . . . .	1,999	2,239	3,082	3,895	4,405	5,260	6,123	6,734	7,210	7,473
Primary . . . . .	3,163	3,504	4,399	5,114	5,415	5,880	6,731	7,701	8,323	8,765
<b>Communications - Total</b> . . . . .	201	208	778	1,698	2,234	2,516	2,642	2,702	3,241	3,756
Liaison . . . . .	200	207	777	1,696	2,232	2,515	2,641	2,701	3,236	3,745
Rotary Wing . . . . .	1	1	1	2	2	1	1	1	5	11

Table 76.-- AIRPLANES ON HAND IN CONTINENTAL US, BY TYPE AND PRINCIPAL MODEL: NOV 1941 TO DEC 1946 --  
Continued

Type and Model	1944				1945					
	Mar	Jun	Sep	Dec	Jan	Feb	Mar	Apr	May	Jun
<b>Total</b> . . . . .	50,879	52,418	48,743	41,670	40,587	39,018	37,809	36,345	36,080	38,328
<b>Combat Airplanes - Total</b> . . . . .	15,704	16,392	18,332	19,175	19,644	19,436	19,040	18,868	19,303	21,952
1st Line . . . . .	12,814	12,932	13,310	13,287	13,261	12,655	11,788	11,276	11,749	14,509
2nd Line & Misc . . . . .	2,890	3,460	5,022	5,888	6,383	6,781	7,252	7,592	7,554	7,443
<b>Very Heavy Bomber - Total</b> . . . . .	245	294	486	570	664	791	970	1,129	1,316	1,449
1st Line . . . . .										
B-29 . . . . .	233	284	479	538	612	535	655	695	800	853
2nd Line & Misc . . . . .	12	10	7	32	52	256	315	434	516	596
<b>Heavy Bomber - Total</b> . . . . .	5,323	5,676	5,697	5,919	5,983	5,875	5,759	5,878	6,324	8,249
1st Line - Total . . . . .	4,535	4,631	4,324	4,111	3,841	3,471	2,965	2,747	3,226	5,447
B-17 . . . . .	2,165	2,359	2,067	1,533	1,335	1,178	966	880	1,023	1,907
B-24 . . . . .	2,370	2,272	2,257	2,572	2,499	2,284	1,989	1,854	2,179	3,494
B-32 . . . . .	-	-	-	6	7	9	10	13	24	46
2nd Line & Misc . . . . .	788	1,045	1,373	1,808	2,142	2,404	2,794	3,131	3,098	2,802
<b>Medium Bomber - Total</b> . . . . .	2,292	2,438	3,123	3,228	3,412	3,334	3,440	3,412	3,260	3,258
1st Line - Total . . . . .	1,825	1,725	1,185	876	993	889	969	997	911	984
B-25 . . . . .	1,126	1,105	840	745	920	852	914	963	891	965
B-26 . . . . .	699	620	345	131	73	37	55	34	20	19
2nd Line & Misc . . . . .	467	713	1,938	2,352	2,419	2,445	2,471	2,415	2,349	2,274
<b>Light Bomber - Total</b> . . . . .	1,726	1,786	2,002	1,566	1,475	1,320	1,342	1,195	1,256	1,509
1st Line - Total . . . . .	509	616	963	1,008	1,036	985	1,080	1,006	1,134	1,360
A-20 . . . . .	434	499	749	662	607	508	452	330	205	194
A-26 . . . . .	24	72	171	309	397	446	601	652	908	1,154
A-36 . . . . .	51	45	43	37	32	31	27	24	21	12
2nd Line & Misc . . . . .	1,217	1,170	1,039	558	439	335	262	189	122	149
<b>Fighter - Total</b> . . . . .	5,692	5,787	6,486	7,379	7,557	7,588	7,008	6,730	6,640	6,957
1st Line - Total . . . . .	5,416	5,375	5,869	6,260	6,242	6,258	5,613	5,323	5,186	5,349
P-38 . . . . .	659	681	969	1,293	1,148	1,073	1,121	971	821	746
P-39 . . . . .	1,054	783	662	552	478	440	241	129	52	30
P-40 . . . . .	1,324	1,488	1,481	1,365	1,286	1,257	1,160	1,107	909	652
P-47 . . . . .	1,590	1,439	1,524	1,646	1,682	1,815	1,674	1,743	1,899	2,074
P-51 . . . . .	535	607	695	842	1,113	1,150	998	923	1,048	1,409
P-59 . . . . .	-	-	2	15	16	19	17	20	20	20
P-61 . . . . .	67	64	113	186	195	196	140	118	132	149
P-63 . . . . .	73	210	330	319	284	283	240	292	285	238
P-80 . . . . .	-	-	-	-	-	1	3	3	11	24
Other . . . . .	114	103	93	42	40	24	19	17	9	7
2nd Line & Misc . . . . .	276	412	617	1,119	1,315	1,330	1,395	1,407	1,454	1,608
<b>Reconnaissance - Total</b> . . . . .	426	411	538	513	553	528	521	524	507	530
1st Line - Total . . . . .	296	301	490	494	537	517	506	508	492	516
F-4, F-5 . . . . .	97	95	185	158	179	236	175	200	184	197
F-6 . . . . .	-	-	62	55	53	31	35	34	53	61
F-13 . . . . .	-	-	10	25	25	20	22	19	25	27
Other . . . . .	199	206	233	256	280	230	274	255	230	231
2nd Line & Misc . . . . .	130	110	48	19	16	11	15	16	15	14
<b>Transport - Total</b> . . . . .	4,642	5,076	5,315	4,560	4,221	3,992	3,677	3,143	2,905	2,948
C-46 . . . . .	83	160	348	481	469	566	573	598	597	610
C-47, C-53 . . . . .	911	1,286	1,308	1,246	1,272	1,225	1,274	1,251	1,234	1,266
C-54 . . . . .	9	19	60	92	92	96	111	111	134	144
C-82 . . . . .	23	52	65	19	-	-	-	-	-	2
C-87 . . . . .	-	-	-	-	19	23	34	21	28	46
Other Hvy & Med Transport . . . . .	386	352	344	266	268	259	213	183	98	84
Light Transport . . . . .	3,230	3,207	3,190	2,456	2,101	1,823	1,472	979	814	796
<b>Trainer - Total</b> . . . . .	27,248	27,669	23,007	16,737	15,524	14,398	13,776	13,136	12,486	12,198
Advanced . . . . .	10,122	10,341	9,992	9,191	8,844	8,367	8,109	7,606	7,392	7,245
Basic . . . . .	7,892	7,963	6,669	4,550	3,634	3,015	2,702	2,584	2,247	2,201
Primary . . . . .	9,234	9,365	6,346	2,996	3,046	3,016	2,965	2,946	2,847	2,752
<b>Communications - Total</b> . . . . .	3,285	3,281	2,089	1,198	1,198	1,192	1,316	1,198	1,386	1,230
Liaison . . . . .	3,270	3,257	2,048	1,155	1,159	1,147	1,255	1,136	1,318	1,115
Rotary Wing . . . . .	15	24	41	43	39	45	61	62	68	115

Table 76.-- AIRPLANES ON HAND IN CONTINENTAL US, BY TYPE AND PRINCIPAL MODEL: NOV 1941 TO DEC 1946 --  
Continued

Type and Model	1945 (Continued)						1946		
	Jul	Aug	Sep	Oct	Nov	Dec	Jan	Feb	Mar
<b>Total</b> . . . . .	38,363	38,091	35,400	31,851	29,028	26,709	25,315	24,569	24,070
<b>Combat Airplanes - Total</b> . . . . .	23,427	23,848	21,696	19,407	17,469	15,326	14,269	13,931	13,710
1st Line . . . . .	16,039	16,135	15,252	15,052	13,820	11,902	11,012	10,753	10,591
2nd Line & Misc . . . . .	7,388	7,713	6,444	4,355	3,649	3,424	3,257	3,178	3,119
<b>Very Heavy Bomber - Total</b> . . . . .	1,596	1,775	1,910	2,343	2,527	2,618	2,621	2,635	2,697
1st Line . . . . .									
B-29 . . . . .	964	1,067	1,175	1,601	1,769	1,795	1,794	1,808	1,867
2nd Line & Misc . . . . .	632	708	735	742	758	823	827	827	830
<b>Heavy Bomber - Total</b> . . . . .	8,767	8,390	6,876	5,451	3,916	1,945	1,230	1,007	884
1st Line - Total . . . . .	6,010	5,651	4,911	4,542	3,400	1,588	961	783	688
B-17 . . . . .	2,449	2,405	2,369	2,184	1,626	665	528	407	368
B-24 . . . . .	3,508	3,193	2,489	2,339	1,753	906	425	370	314
B-32 . . . . .	53	53	53	19	21	17	8	6	6
2nd Line & Misc . . . . .	2,757	2,739	1,965	909	516	357	269	224	196
<b>Medium Bomber - Total</b> . . . . .	3,578	3,518	2,972	2,421	2,245	2,183	2,089	2,062	2,014
1st Line - Total . . . . .	1,274	1,187	1,095	1,077	1,073	1,062	1,028	1,014	993
B-25 . . . . .	1,256	1,174	1,089	1,071	1,072	1,061	1,027	1,013	992
B-26 . . . . .	18	13	6	6	1	1	1	1	1
2nd Line & Misc . . . . .	2,304	2,331	1,877	1,344	1,172	1,121	1,061	1,048	1,021
<b>Light Bomber - Total</b> . . . . .	1,715	2,010	1,990	1,916	1,861	1,810	1,770	1,755	1,748
1st Line - Total . . . . .	1,553	1,841	1,797	1,774	1,718	1,674	1,638	1,625	1,613
A-20 . . . . .	172	147	111	71	42	7	2	3	4
A-26 . . . . .	1,371	1,694	1,686	1,703	1,676	1,667	1,636	1,622	1,609
A-36 . . . . .	10	-	-	-	-	-	-	-	-
2nd Line & Misc . . . . .	162	169	193	142	143	136	132	130	135
<b>Fighter - Total</b> . . . . .	7,179	7,503	7,300	6,717	6,417	6,271	6,145	6,101	6,002
1st Line - Total . . . . .	5,659	5,758	5,671	5,534	5,390	5,314	5,205	5,179	5,091
P-38 . . . . .	818	829	781	588	443	281	196	174	164
P-39 . . . . .	24	5	2	2	1	1	1	1	-
P-40 . . . . .	355	45	11	1	1	1	1	2	-
P-47 . . . . .	2,036	2,197	2,173	2,032	1,971	1,947	1,930	1,883	1,867
P-51 . . . . .	1,989	2,283	2,432	2,688	2,699	2,692	2,676	2,673	2,652
P-59 . . . . .	26	35	36	36	38	36	36	35	34
P-61 . . . . .	145	133	128	128	139	134	134	134	133
P-63 . . . . .	216	181	60	5	3	2	2	2	2
P-80 . . . . .	45	45	44	49	90	215	224	266	224
P-82 . . . . .	-	-	-	-	-	-	2	6	12
Other . . . . .	5	5	4	5	5	5	3	3	3
2nd Line & Misc . . . . .	1,520	1,745	1,629	1,183	1,027	957	940	922	911
<b>Reconnaissance - Total</b> . . . . .	592	652	648	559	503	499	414	371	365
1st Line - Total . . . . .	579	631	603	524	470	469	386	344	339
F-4, F-5 . . . . .	189	228	251	166	131	129	69	27	23
F-6 . . . . .	87	116	110	110	110	110	110	108	107
F-13 . . . . .	45	48	47	57	58	59	59	61	61
Other . . . . .	258	239	195	191	171	171	148	148	148
2nd Line & Misc . . . . .	13	21	45	35	33	30	28	27	26
<b>Transport - Total</b> . . . . .	3,571	3,932	3,930	3,474	3,224	3,094	2,941	2,857	2,698
C-46 . . . . .	818	875	892	765	653	533	408	330	240
C-47, C-53 . . . . .	1,723	2,023	2,047	1,831	1,735	1,704	1,567	1,534	1,458
C-54 . . . . .	164	193	203	200	196	230	257	300	315
C-82 . . . . .	2	2	2	4	4	7	8	10	18
C-87 . . . . .	46	47	46	10	6	3	3	2	2
Other Hv & Med Transport . . . . .	69	64	52	55	50	50	131	127	123
Light Transport . . . . .	749	728	688	611	582	572	567	554	542
<b>Trainer - Total</b> . . . . .	10,296	9,213	8,597	7,872	7,310	7,261	7,084	6,820	6,734
Advanced . . . . .	7,182	7,166	6,751	6,192	5,769	5,784	5,619	5,402	5,325
Basic . . . . .	1,212	588	417	339	281	230	220	182	178
Primary . . . . .	1,902	1,459	1,429	1,341	1,260	1,247	1,245	1,236	1,231
<b>Communications - Total</b> . . . . .	1,069	1,098	1,177	1,098	1,025	1,028	1,021	961	928
Liaison . . . . .	967	980	1,045	965	891	882	869	825	798
Rotary Wing . . . . .	102	118	132	133	134	146	152	136	130

Table 76.-- AIRPLANES ON HAND IN CONTINENTAL US, BY TYPE AND PRINCIPAL MODEL: NOV 1942 TO DEC 1946 --  
Continued

Type and Model	1946 (Continued)								
	Apr	May	Jun	Jul	Aug	Sep	Oct	Nov	Dec
Total . . . . .	23,381	22,759	22,421	22,183	21,918	21,853	21,764	21,748	21,642
<b>Combat Airplanes - Total.</b> . . . . .	13,276	12,874	12,615	12,467	12,391	12,363	12,358	12,320	12,343
1st Line - Total. . . . .	10,243	9,973	9,669	9,485	9,398	9,360	9,340	9,303	9,258
2nd Line & Misc . . . . .	3,033	2,901	2,946	2,982	2,993	3,003	3,018	3,017	3,085
<b>Very Heavy Bomber - Total.</b> . . . . .	2,762	2,830	2,861	2,887	2,901	2,897	2,883	2,882	2,862
1st Line . . . . .									
B-29. . . . .	1,915	1,970	1,985	2,007	2,013	2,010	1,999	1,995	1,976
2nd Line & Misc . . . . .	847	860	876	880	888	887	884	887	886
<b>Heavy Bomber - Total</b> . . . . .	700	561	456	384	374	362	358	364	359
1st Line - Total. . . . .	541	431	336	273	263	253	238	233	228
B-17. . . . .	350	318	267	248	252	243	230	225	223
B-24. . . . .	191	113	69	25	11	10	8	8	5
2nd Line & Misc . . . . .	159	130	120	111	111	109	120	131	131
<b>Medium Bomber - Total.</b> . . . . .	1,848	1,607	1,515	1,479	1,466	1,456	1,446	1,394	1,434
1st Line - Total. . . . .	866	748	680	637	625	613	603	595	590
B-25. . . . .	865	748	680	637	625	613	603	595	590
B-26. . . . .	1	-	-	-	-	-	-	-	-
2nd Line & Misc . . . . .	982	859	835	842	841	843	843	799	844
<b>Light Bomber - Total</b> . . . . .	1,729	1,718	1,712	1,708	1,697	1,690	1,689	1,687	1,685
1st Line - Total. . . . .	1,599	1,586	1,579	1,552	1,545	1,529	1,527	1,520	1,512
A-20. . . . .	2	-	1	1	-	-	-	-	-
A-26. . . . .	1,597	1,586	1,578	1,551	1,545	1,529	1,527	1,520	1,512
2nd Line & Misc . . . . .	130	132	133	156	152	161	162	167	173
<b>Fighter - Total.</b> . . . . .	5,881	5,816	5,751	5,707	5,644	5,621	5,624	5,619	5,620
1st Line - Total. . . . .	4,988	4,923	4,793	4,737	4,685	4,661	4,663	4,632	4,618
P-38. . . . .	91	46	19	14	12	7	6	4	4
P-47. . . . .	1,834	1,827	1,811	1,782	1,770	1,763	1,755	1,751	1,749
P-51. . . . .	2,637	2,619	2,540	2,527	2,483	2,466	2,432	2,372	2,328
P-59. . . . .	25	20	12	8	6	5	3	4	3
P-61. . . . .	132	130	130	129	132	122	117	111	110
P-63. . . . .	2	1	1	1	-	-	-	-	-
P-80. . . . .	244	259	259	255	262	278	330	370	405
P-82. . . . .	20	20	20	20	20	20	20	20	19
Other . . . . .	3	1	1	1	-	-	-	-	-
2nd Line & Misc . . . . .	893	893	958	970	959	960	961	987	1,002
<b>Reconnaissance - Total</b> . . . . .	356	342	320	302	309	337	358	374	383
1st Line - Total. . . . .	334	315	296	279	267	294	310	328	334
F-4, F-5. . . . .	22	17	4	-	-	-	-	-	-
F-6 . . . . .	107	107	104	101	75	74	71	71	71
F-13. . . . .	62	51	51	50	63	62	62	65	67
F-15. . . . .	-	-	-	-	-	4	9	9	19
FP-80 . . . . .	-	-	-	6	17	43	61	86	82
Other . . . . .	143	140	137	122	112	111	107	97	95
2nd Line & Misc . . . . .	22	27	24	23	42	43	48	46	49
<b>Transport - Total</b> . . . . .	2,627	2,562	2,545	2,510	2,426	2,429	2,444	2,442	2,428
C-46. . . . .	230	220	216	213	206	201	200	198	197
C-47, C-53. . . . .	1,419	1,385	1,356	1,290	1,239	1,233	1,221	1,219	1,200
C-54. . . . .	314	290	318	341	323	329	352	351	350
C-82. . . . .	22	31	31	40	48	55	61	69	79
C-87. . . . .	1	-	-	1	-	-	-	-	-
Other Hv & Med Transport. . . . .	118	123	122	125	120	122	122	121	123
Light Transport . . . . .	523	513	502	500	490	489	488	484	479
<b>Trainer - Total</b> . . . . .	6,556	6,441	6,390	6,359	6,263	6,227	6,141	6,065	5,981
Advanced. . . . .	5,219	5,124	5,102	5,069	5,054	5,033	4,958	4,886	4,803
Basic . . . . .	148	140	123	130	77	72	72	72	72
Primary . . . . .	1,189	1,119	1,165	1,160	1,132	1,122	1,111	1,107	1,106
<b>Communications - Total.</b> . . . . .	922	882	871	847	838	834	821	921	890
Liaison . . . . .	796	745	733	710	713	705	688	792	765
Rotary Wing . . . . .	126	137	138	137	125	129	133	129	125



Table 77.-- AIRPLANE ARRIVALS OVERSEAS, BY OVERSEAS AREA AND BY TYPE OF AIRPLANE: 1941 TO 1946

Area and Type of Airplane	Total	1941 (Dec)	1942	1943	1944	1945	1946
<b>All Areas - Total</b> . . . . .	76,821	212	5,374	16,149	37,018	17,651	417
Very Heavy Bomber . . . . .	1,784	-	-	-	539	1,239	6
Heavy Bomber . . . . .	18,878	18	955	4,289	10,740	2,795	81
Medium & Light Bomber . . . . .	8,999	-	749	2,492	4,247	1,503	8
Fighter . . . . .	31,438	190	2,812	6,729	14,113	7,435	159
Reconnaissance . . . . .	3,185	-	168	729	1,311	959	18
Transport . . . . .	7,056	4	474	1,453	3,464	1,570	91
Trainer & Communications . . . . .	5,481	-	216	457	2,604	2,150	54
<b>European Area - Total</b> . . . . .	47,701	-	2,032	10,797	27,151	7,673	48
Very Heavy Bomber . . . . .	4	-	-	-	-	1	3
Heavy Bomber . . . . .	15,501	-	449	3,402	9,681	1,962	7
Medium & Light Bomber . . . . .	5,468	-	293	1,605	2,884	684	2
Fighter . . . . .	19,092	-	901	4,417	10,221	3,521	32
Reconnaissance . . . . .	1,412	-	82	402	714	214	-
Transport . . . . .	3,562	-	235	812	2,055	456	4
Trainer & Communications . . . . .	2,662	-	72	159	1,596	835	-
<b>Caribbean Area - Total</b> . . . . .	1,453	-	397	414	204	264	174
Very Heavy Bomber . . . . .	1	-	-	-	-	-	1
Heavy Bomber . . . . .	204	-	55	13	46	22	68
Medium & Light Bomber . . . . .	112	-	23	77	7	1	4
Fighter . . . . .	651	-	170	202	84	138	57
Reconnaissance . . . . .	107	-	27	62	1	14	3
Transport . . . . .	203	-	46	39	39	40	39
Trainer & Communications . . . . .	175	-	76	21	27	49	2
<b>Pacific Area - Total</b> . . . . .	19,055	212	2,070	3,443	5,776	7,440	114
Very Heavy Bomber . . . . .	1,390	-	-	-	228	1,160	2
Heavy Bomber . . . . .	2,466	18	388	611	822	671	6
Medium & Light Bomber . . . . .	2,516	-	292	653	951	618	2
Fighter . . . . .	8,017	190	1,268	1,463	2,374	2,690	32
Reconnaissance . . . . .	1,097	-	36	142	322	585	12
Transport . . . . .	1,833	4	85	457	630	630	27
Trainer & Communications . . . . .	1,736	-	51	117	449	1,086	33
<b>China Area - Total</b> . . . . .	7,370	-	375	1,147	3,725	2,119	4
Very Heavy Bomber . . . . .	389	-	-	-	311	78	-
Heavy Bomber . . . . .	596	-	54	237	175	130	-
Medium & Light Bomber . . . . .	729	-	55	105	370	199	-
Fighter . . . . .	3,054	-	190	517	1,378	969	-
Reconnaissance . . . . .	475	-	13	60	264	138	-
Transport . . . . .	1,307	-	63	94	719	427	4
Trainer & Communications . . . . .	820	-	-	134	508	178	-
<b>Alaska - Total</b> . . . . .	999	-	447	222	106	147	77
Heavy Bomber . . . . .	101	-	54	24	13	10	-
Medium & Light Bomber . . . . .	152	-	77	43	32	-	-
Fighter . . . . .	533	-	249	111	18	117	38
Reconnaissance . . . . .	27	-	9	4	5	6	3
Transport . . . . .	128	-	43	35	19	14	17
Trainer & Communications . . . . .	58	-	15	5	-	-	19
<b>Other Overseas - Total</b> . . . . .	243	-	53	126	56	8	-
Heavy Bomber . . . . .	10	-	5	2	3	-	-
Medium & Light Bomber . . . . .	22	-	9	9	3	1	-
Fighter . . . . .	91	-	34	19	38	-	-
Reconnaissance . . . . .	67	-	1	59	5	2	-
Transport . . . . .	23	-	2	16	2	3	-
Trainer & Communications . . . . .	30	-	2	21	5	2	-



Table 78.-- AIRPLANES ON HAND OVERSEAS, BY TYPE AND PRINCIPAL MODEL: NOV 1941 TO DEC 1946 -- Continued

Type and Model	1944				1945					
	Mar	Jun	Sep	Dec	Jan	Feb	Mar	Apr	May	Jun
Total . . . . .	22,294	26,339	29,216	31,056	30,843	31,717	32,774	33,236	33,009	30,070
<b>Combat Airplanes - Total . . .</b>	18,041	20,814	22,253	22,786	22,570	23,275	23,961	24,122	23,945	20,975
1st Line . . . . .	17,131	19,342	20,131	19,892	20,084	20,777	21,564	21,752	21,600	18,933
2nd Line & Misc . . . . .	910	1,472	2,122	2,894	2,486	2,498	2,397	2,370	2,345	2,042
<b>Very Heavy Bomber - Total . . .</b>	3	151	168	407	487	582	643	723	767	925
1st Line . . . . .										
B-29 . . . . .	2	151	168	404	484	579	640	720	765	911
2nd Line & Misc . . . . .	1	-	-	3	3	3	3	3	2	14
<b>Heavy Bomber - Total . . . . .</b>	4,677	6,044	6,827	6,894	6,861	7,015	7,124	7,041	6,394	3,972
1st Line - Total . . . . .	4,489	5,674	6,271	5,992	6,028	6,158	6,284	6,184	5,507	3,277
B-17 . . . . .	1,905	2,069	2,485	2,886	2,918	2,968	3,006	2,837	2,631	1,785
B-24 . . . . .	2,584	3,605	3,786	3,106	3,110	3,190	3,278	3,347	2,876	1,492
2nd Line & Misc . . . . .	188	370	556	902	833	857	840	857	887	695
<b>Medium Bomber - Total . . . . .</b>	2,669	2,989	3,088	2,961	2,796	2,803	2,654	2,610	2,609	2,318
1st Line - Total . . . . .	2,485	2,623	2,605	2,305	2,257	2,280	2,144	2,087	2,076	1,815
B-25 . . . . .	1,253	1,457	1,449	1,197	1,219	1,286	1,246	1,191	1,196	1,074
B-26 . . . . .	1,232	1,166	1,156	1,108	1,038	994	898	896	880	741
2nd Line & Misc . . . . .	184	366	483	656	539	523	510	523	533	503
<b>Light Bomber - Total . . . . .</b>	1,004	1,128	1,336	1,414	1,338	1,437	1,411	1,555	1,588	1,554
1st Line - Total . . . . .	816	982	1,075	1,099	1,093	1,182	1,184	1,322	1,378	1,364
A-20 . . . . .	701	898	962	755	693	687	633	655	634	612
A-26 . . . . .	-	9	107	344	400	495	551	667	744	752
A-36 . . . . .	115	75	6	-	-	-	-	-	-	-
2nd Line & Misc . . . . .	188	146	261	315	245	255	227	233	210	190
<b>Fighter - Total . . . . .</b>	9,271	9,857	9,697	9,819	9,775	10,076	10,700	10,710	11,085	10,746
1st Line - Total . . . . .	8,961	9,298	8,910	8,840	8,948	9,252	9,925	10,003	10,425	10,144
P-38 . . . . .	1,635	1,702	1,610	1,466	1,597	1,691	1,742	1,804	1,932	1,986
P-39 . . . . .	989	618	353	194	187	135	113	108	104	67
P-40 . . . . .	1,093	826	609	351	278	265	230	174	122	111
P-47 . . . . .	3,451	3,878	3,889	3,454	3,329	3,318	3,628	3,621	3,696	3,521
P-51 . . . . .	1,492	2,086	2,238	3,072	3,225	3,492	3,804	3,910	4,144	4,062
P-59 . . . . .	-	-	-	1	1	1	-	-	-	-
P-61 . . . . .	6	100	150	236	245	259	328	357	344	344
P-63 . . . . .	-	-	-	1	25	25	25	3	61	44
Other . . . . .	295	88	61	65	61	66	55	26	22	9
2nd Line & Misc . . . . .	310	559	787	979	827	824	775	707	660	602
<b>Reconnaissance - Total . . . . .</b>	417	645	1,137	1,291	1,313	1,362	1,429	1,483	1,502	1,460
1st Line - Total . . . . .	378	614	1,102	1,252	1,274	1,326	1,387	1,436	1,449	1,422
F-4, F-5 . . . . .	272	422	499	546	546	528	599	626	642	647
F-6 . . . . .	-	-	328	414	417	417	401	408	393	405
F-13 . . . . .	-	-	-	20	23	26	30	32	30	26
Other . . . . .	106	192	275	272	288	355	357	370	384	344
2nd Line & Misc . . . . .	39	31	35	39	39	36	42	47	53	38
<b>Transport - Total . . . . .</b>	3,222	4,357	5,072	5,896	6,016	6,146	6,278	6,397	6,462	6,525
C-46 . . . . .	224	381	510	797	1,007	1,077	1,225	1,316	1,462	1,563
C-47, C-53 . . . . .	2,122	2,870	3,350	3,655	3,565	3,592	3,515	3,466	3,398	3,332
C-54 . . . . .	97	133	188	264	307	349	395	452	491	564
C-87 . . . . .	122	133	112	132	126	120	100	113	92	70
Other Hv & Med Transport . . . . .	69	53	67	198	185	192	189	181	171	162
Light Transport . . . . .	588	787	845	850	826	816	854	869	848	834
<b>Trainer - Total . . . . .</b>	164	238	247	323	316	310	348	358	387	383
Advanced . . . . .	120	170	198	208	200	196	240	255	259	269
Basic . . . . .	11	36	15	49	52	49	48	50	60	52
Primary . . . . .	33	32	34	66	64	65	60	53	68	62
<b>Communications - Total . . . . .</b>	867	930	1,647	2,051	1,941	1,986	2,187	2,359	2,215	2,187
Liaison . . . . .	863	927	1,641	2,038	1,931	1,972	2,173	2,343	2,195	2,160
Rotary Wing . . . . .	4	3	3	13	10	14	14	16	20	27

Table 78.-- AIRPLANES ON HAND OVERSEAS, BY TYPE AND PRINCIPAL MODEL: NOV 1941 TO DEC 1946 -- Continued

Type and Model	1945 (Continued)						1946		
	Jul	Aug	Sep	Oct	Nov	Dec	Jan	Feb	Mar
<b>Total</b> . . . . .	27,432	25,624	24,241	21,259	19,418	18,073	17,031	16,097	15,469
<b>Combat Airplanes - Total</b> . . . . .	18,756	17,315	16,077	13,075	11,639	10,751	10,096	9,760	9,361
1st Line . . . . .	16,466	15,100	14,454	12,030	10,468	9,630	9,132	8,881	8,521
2nd Line & Misc . . . . .	2,290	2,215	1,623	1,045	1,171	1,121	964	879	840
<b>Very Heavy Bomber - Total</b> . . . . .	1,028	1,090	1,084	646	465	378	377	368	317
1st Line . . . . .									
B-29 . . . . .	1,006	1,065	1,067	623	447	362	360	361	307
2nd Line & Misc . . . . .	22	25	17	23	18	16	17	7	10
<b>Heavy Bomber - Total</b> . . . . .	3,011	2,675	2,507	1,765	1,163	1,060	1,021	990	959
1st Line - Total . . . . .	2,329	2,324	2,189	1,520	985	932	909	888	858
B-17 . . . . .	1,226	1,272	1,213	862	749	735	756	760	749
B-24 . . . . .	1,098	1,043	969	657	235	197	153	128	109
B-32 . . . . .	5	9	7	1	1	-	-	-	-
2nd Line & Misc . . . . .	682	351	318	245	178	128	112	102	101
<b>Medium Bomber - Total</b> . . . . .	1,945	1,866	1,802	1,684	1,524	1,384	1,264	1,194	1,096
1st Line - Total . . . . .	1,463	1,408	1,391	1,341	1,167	1,001	866	788	691
B-25 . . . . .	732	691	678	666	512	359	306	252	246
B-26 . . . . .	731	717	713	675	655	642	560	536	445
2nd Line & Misc . . . . .	482	458	411	343	357	383	398	406	405
<b>Light Bomber - Total</b> . . . . .	1,287	1,069	996	656	596	577	573	571	558
1st Line - Total . . . . .	1,159	947	915	569	526	501	493	486	481
A-20 . . . . .	603	592	575	238	212	185	178	168	166
A-26 . . . . .	556	355	340	331	314	316	315	318	315
2nd Line & Misc . . . . .	128	122	81	87	70	76	80	85	77
<b>Fighter - Total</b> . . . . .	10,100	9,296	8,463	7,174	6,800	6,325	5,929	5,699	5,509
1st Line - Total . . . . .	9,189	8,203	7,790	6,932	6,361	5,913	5,597	5,441	5,283
P-38 . . . . .	1,750	1,588	1,441	1,348	1,123	1,089	1,039	910	818
P-39 . . . . .	29	17	16	10	-	-	-	-	-
P-40 . . . . .	79	71	24	34	33	20	9	9	9
P-47 . . . . .	3,372	3,111	3,045	2,785	2,550	2,431	2,392	2,413	2,310
P-51 . . . . .	3,552	3,101	2,959	2,470	2,407	2,127	1,940	1,895	1,877
P-61 . . . . .	342	304	295	275	238	236	207	204	203
P-63 . . . . .	56	2	2	2	2	2	2	2	2
P-80 . . . . .	-	-	-	-	-	-	-	-	64
Other . . . . .	9	9	8	8	8	8	8	8	-
2nd Line & Misc . . . . .	911	1,093	673	242	439	412	332	258	226
<b>Reconnaissance - Total</b> . . . . .	1,385	1,319	1,225	1,150	1,091	1,027	932	938	922
1st Line - Total . . . . .	1,320	1,153	1,102	1,045	982	921	907	917	901
F-4, F-5 . . . . .	606	477	449	414	404	361	357	357	353
F-6 . . . . .	392	354	342	344	322	311	306	309	299
F-13 . . . . .	27	37	36	28	25	25	25	26	26
Other . . . . .	295	285	275	259	231	224	219	225	223
2nd Line & Misc . . . . .	65	166	123	105	109	106	25	21	21
<b>Transport - Total</b> . . . . .	6,022	5,629	5,465	5,010	4,800	4,406	4,203	3,710	3,524
C-46 . . . . .	1,448	1,401	1,383	1,252	1,266	1,269	1,257	998	987
C-47, C-53 . . . . .	2,913	2,575	2,474	2,253	2,147	1,949	1,867	1,752	1,666
C-54 . . . . .	621	659	650	558	484	409	334	259	246
C-82 . . . . .	-	-	-	-	-	1	1	1	-
C-87 . . . . .	74	65	56	56	55	22	8	5	5
Other Hq & Med Transport . . . . .	159	149	146	150	130	84	83	72	15
Light Transport . . . . .	807	780	756	741	718	672	653	623	605
<b>Trainer - Total</b> . . . . .	375	345	323	326	338	356	352	344	342
Advanced . . . . .	284	266	262	270	279	303	306	308	308
Basic . . . . .	50	47	36	32	35	31	25	21	19
Primary . . . . .	41	32	25	24	24	22	21	15	15
<b>Communications - Total</b> . . . . .	2,279	2,335	2,376	2,848	2,641	2,560	2,380	2,283	2,242
Liaison . . . . .	2,213	2,264	2,307	2,783	2,576	2,498	2,329	2,233	2,191
Rotary Wing . . . . .	66	71	69	65	65	62	51	50	51

Table 78.-- AIRPLANES ON HAND OVERSEAS, BY TYPE AND PRINCIPAL MODEL: NOV 1941 TO DEC 1946 -- Continued

Type and Model	1946 (Continued)								
	Apr	May	Jun	Jul	Aug	Sep	Oct	Nov	Dec
Total . . . . .	12,694	12,321	11,774	11,265	10,359	9,561	9,237	8,783	8,393
<b>Combat Airplanes - Total.</b> . . . . .	7,465	6,942	6,608	6,442	5,987	5,483	5,327	5,099	4,843
1st Line . . . . .	6,724	4,767	4,757	4,746	4,311	3,821	3,775	3,642	3,541
2nd Line & Misc . . . . .	741	2,175	1,851	1,696	1,676	1,662	1,552	1,457	1,302
<b>Very Heavy Bomber - Total.</b> . . . . .	250	222	189	169	139	139	145	130	144
1st Line . . . . .									
B-29 . . . . .	240	216	183	161	137	137	142	127	141
2nd Line & Misc . . . . .	10	6	6	8	2	2	3	3	3
<b>Heavy Bomber - Total</b> . . . . .	750	659	647	671	587	584	570	488	485
1st Line - Total . . . . .	653	521	525	552	473	394	381	306	299
B-17 . . . . .	552	447	451	481	398	385	372	296	289
B-24 . . . . .	101	74	74	71	75	9	9	10	10
2nd Line & Misc . . . . .	97	138	122	119	114	190	189	182	186
<b>Medium Bomber - Total.</b> . . . . .	680	581	530	517	517	457	455	447	443
1st Line - Total . . . . .	286	161	125	132	117	67	67	58	56
B-25 . . . . .	195	135	116	123	110	60	60	56	54
B-26 . . . . .	91	26	9	9	7	7	7	2	2
2nd Line & Misc . . . . .	394	420	405	385	400	390	388	389	387
<b>Light Bomber - Total</b> . . . . .	553	535	502	491	449	449	444	399	269
1st Line - Total . . . . .	479	295	294	305	263	265	263	253	251
A-20 . . . . .	163	33	6	6	6	5	5	1	1
A-26 . . . . .	316	262	288	299	257	260	258	252	250
2nd Line & Misc . . . . .	74	240	208	186	186	184	181	146	18
<b>Fighter - Total.</b> . . . . .	4,435	4,213	4,027	3,990	3,770	3,448	3,352	3,293	3,145
1st Line - Total . . . . .	4,295	3,072	3,157	3,230	3,003	2,677	2,652	2,644	2,526
P-38 . . . . .	809	347	322	311	252	156	163	116	109
P-40 . . . . .	9	1	-	-	-	-	-	-	-
P-47 . . . . .	1,773	1,390	1,463	1,470	1,469	1,307	1,295	1,290	1,252
P-51 . . . . .	1,440	1,140	1,171	1,251	1,076	1,016	994	1,044	975
P-61 . . . . .	200	130	137	134	143	134	134	128	124
P-80 . . . . .	64	64	64	64	63	64	66	66	66
2nd Line & Misc . . . . .	140	1,141	870	760	767	771	700	649	619
<b>Reconnaissance - Total</b> . . . . .	797	732	716	604	525	406	361	342	357
1st Line - Total . . . . .	771	502	473	366	318	281	270	254	268
F-4, F-5 . . . . .	305	103	75	68	58	34	30	17	12
F-6 . . . . .	250	194	186	116	103	103	99	95	93
F-13 . . . . .	26	32	32	31	23	24	24	29	27
FP-30 . . . . .	-	-	-	-	-	-	-	-	20
Other . . . . .	190	173	180	151	134	120	117	113	116
2nd Line & Misc . . . . .	26	230	240	238	207	125	91	88	89
<b>Transport - Total</b> . . . . .	3,028	2,911	2,769	2,714	2,444	2,304	2,219	2,165	2,110
C-46 . . . . .	717	708	705	706	501	501	500	495	492
C-47, C-53 . . . . .	1,541	1,412	1,319	1,288	1,221	1,107	1,077	1,043	1,018
C-54 . . . . .	234	235	208	186	198	190	155	149	139
C-82 . . . . .	-	-	1	1	-	1	1	1	1
C-87 . . . . .	5	5	5	5	3	3	3	3	3
Other Hv & Med Transport . . . . .	12	15	10	10	12	9	9	9	9
Light Transport . . . . .	519	536	521	518	509	493	474	465	448
<b>Trainer - Total</b> . . . . .	301	280	272	267	254	255	265	283	316
Advanced . . . . .	281	267	261	257	247	248	253	276	310
Basic . . . . .	13	6	6	5	2	2	2	1	-
Primary . . . . .	7	7	5	5	5	5	10	6	6
<b>Communications - Total.</b> . . . . .	1,900	2,188	2,125	1,842	1,674	1,519	1,426	1,236	1,124
Liaison . . . . .	1,845	2,132	2,070	1,786	1,625	1,473	1,379	1,189	1,077
Rotary Wing . . . . .	55	56	55	56	49	46	47	47	47

Table 79.-- AIRPLANES ON HAND IN EUROPEAN AREA,

(Figures are as of

Line No.	Type and Model	1942			1943			1944		
		Jun	Sep	Dec	Mar	Jun	Sep	Dec	Mar	Jun
1	Total . . . . .	26	762	2,065	3,291	5,928	6,354	8,237	13,163	15,210
2	<u>Combat Airplanes - Total</u> . . . . .	26	638	1,780	2,918	5,212	5,537	7,238	11,341	12,429
3	1st Line . . . . .	17	613	1,744	2,888	5,107	5,371	7,003	10,910	11,522
4	2nd Line & Misc . . . . .	9	25	36	30	105	166	235	431	907
5	<u>Very Heavy Bomber</u>									
6	2nd Line & Misc . . . . .	-	-	-	-	-	-	-	-	-
7	<u>Heavy Bomber - Total</u> . . . . .	17	242	369	558	1,308	1,489	2,263	3,587	4,492
8	1st Line - Total . . . . .	17	241	368	557	1,295	1,448	2,167	3,524	4,226
9	B-17 . . . . .	-	155	246	396	1,052	1,148	1,591	1,884	1,786
10	B-24 . . . . .	17	86	122	161	243	300	576	1,640	2,440
11	2nd Line & Misc . . . . .	-	1	1	1	13	41	96	63	266
12	<u>Medium Bomber - Total</u> . . . . .	-	56	179	317	1,051	1,122	1,084	1,591	1,749
13	1st Line - Total . . . . .	-	56	179	317	1,051	1,121	1,074	1,491	1,471
14	B-25 . . . . .	-	55	104	232	438	360	378	361	395
15	B-26 . . . . .	-	1	75	85	613	761	696	1,130	1,076
16	2nd Line & Misc . . . . .	-	-	-	-	-	1	10	100	278
17	<u>Light Bomber - Total</u> . . . . .	9	33	59	114	203	155	167	457	557
18	1st Line - Total . . . . .	-	9	40	101	166	126	134	410	501
19	A-20 . . . . .	-	9	40	101	166	126	134	410	501
20	A-26 . . . . .	-	-	-	-	-	-	-	-	-
21	2nd Line & Misc . . . . .	9	24	19	13	37	29	33	47	56
22	<u>Fighter - Total</u> . . . . .	-	294	1,058	1,797	2,413	2,459	3,456	5,345	5,102
23	1st Line - Total . . . . .	-	294	1,058	1,797	2,394	2,451	3,392	5,179	4,844
24	P-38 . . . . .	-	133	302	472	516	389	596	1,048	905
25	P-39 . . . . .	-	-	210	224	350	259	241	375	244
26	P-40 . . . . .	-	59	259	649	717	579	432	298	139
27	P-47 . . . . .	-	-	88	203	341	811	1,514	2,288	2,176
28	P-51 . . . . .	-	-	-	51	290	221	399	989	1,284
29	P-61 . . . . .	-	-	-	-	-	-	-	-	-
30	Other . . . . .	-	102	199	198	180	192	210	181	96
31	2nd Line & Misc . . . . .	-	-	-	-	19	8	64	166	258
32	<u>Reconnaissance - Total</u> . . . . .	-	13	115	132	237	312	268	361	529
33	1st Line - Total . . . . .	-	13	99	116	201	225	236	306	480
34	F-4, F-5 . . . . .	-	13	36	53	48	72	127	160	218
35	F-6 . . . . .	-	-	-	20	27	44	52	101	192
36	Other . . . . .	-	-	63	43	126	109	57	45	70
37	2nd Line & Misc . . . . .	-	-	16	16	36	87	32	55	49
38	<u>Transport - Total</u> . . . . .	-	124	213	240	585	683	849	1,506	2,036
39	C-46 . . . . .	-	-	-	-	-	-	-	-	-
40	C-47, C-53 . . . . .	-	122	211	235	487	520	681	1,268	1,645
41	Other Hq & Med Transport . . . . .	-	1	1	1	1	2	5	11	25
42	Light Transport . . . . .	-	1	1	4	97	161	163	227	366
43	<u>Trainer - Total</u> . . . . .	-	-	-	15	16	19	9	17	83
44	Advanced . . . . .	-	-	-	15	15	15	5	13	80
45	Basic . . . . .	-	-	-	-	1	1	1	1	-
46	Primary . . . . .	-	-	-	-	-	3	3	3	3
47	<u>Communications</u>									
48	Liaison . . . . .	-	-	72	118	115	115	141	299	662



Table 79.-- AIRPLANES ON HAND IN EUROPEAN AREA, BY TYPE AND PRINCIPAL MODEL: JUN 1942 TO DEC 1946 --  
Continued

Type and Model	1946											
	Jan	Feb	Mar	Apr	May	Jun	Jul	Aug	Sep	Oct	Nov	Dec
<b>Total . . . . .</b>	7,087	6,979	5,916	5,102	4,867	4,255	3,921	3,546	3,394	3,103	2,939	2,700
<b>Combat Airplanes - Total .</b>	4,380	4,322	3,345	2,652	2,495	2,180	1,938	1,808	1,776	1,667	1,598	1,489
1st Line . . . . .	4,157	4,103	3,130	2,521	2,373	2,099	1,876	1,760	1,739	1,633	1,565	1,456
2nd Line & Misc. . . . .	223	219	215	131	122	81	62	48	37	34	33	33
<b>Very Heavy Bomber</b>												
2nd Line & Misc. . . . .	1	1	4	4	4	4	4	1	1	1	1	1
<b>Heavy Bomber - Total . . .</b>	600	605	493	318	312	337	297	243	231	174	156	152
1st Line - Total . . . . .	591	595	480	306	300	328	290	242	230	173	155	151
B-17 . . . . .	589	593	477	302	296	327	289	242	230	173	155	151
B-24 . . . . .	2	2	3	4	4	1	1	-	-	-	-	-
2nd Line & Misc. . . . .	9	10	13	12	12	9	7	1	1	1	1	1
<b>Medium Bomber - Total . . .</b>	599	560	201	111	86	37	32	27	26	26	20	19
1st Line . . . . .	539	500	141	48	25	8	8	6	6	6	1	1
B-26 . . . . .	539	500	141	48	25	8	8	6	6	6	1	1
2nd Line & Misc. . . . .	60	60	60	63	61	29	24	21	20	20	19	18
<b>Light Bomber - Total . . . .</b>	200	203	199	193	188	179	166	133	132	129	121	121
1st Line - Total . . . . .	181	183	182	177	174	166	156	123	131	128	120	120
A-20 . . . . .	10	10	9	6	5	5	5	5	5	5	1	1
A-26 . . . . .	171	173	173	171	169	161	151	118	126	123	119	119
2nd Line & Misc. . . . .	19	20	17	16	14	13	10	10	1	1	1	1
<b>Fighter - Total . . . . .</b>	2,615	2,586	2,091	1,753	1,665	1,495	1,339	1,309	1,293	1,259	1,229	1,126
1st Line - Total . . . . .	2,488	2,465	1,977	1,723	1,637	1,471	1,322	1,294	1,279	1,248	1,218	1,114
P-38 . . . . .	106	107	101	101	98	98	16	11	11	5	-	-
P-47 . . . . .	1,415	1,397	958	800	737	724	711	702	695	689	683	647
P-51 . . . . .	891	893	849	725	711	558	503	490	485	469	451	384
P-61 . . . . .	68	68	69	65	59	59	60	59	56	53	52	51
P-80 . . . . .	-	-	-	32	32	32	32	32	32	32	32	32
Other . . . . .	8	-	-	-	-	-	-	-	-	-	-	-
2nd Line & Misc. . . . .	127	121	114	30	28	24	17	15	14	11	11	12
<b>Reconnaissance - Total . . .</b>	365	367	357	273	240	128	100	95	93	78	71	70
1st Line - Total . . . . .	358	360	350	267	237	126	100	95	93	78	71	70
F-4, F-5 . . . . .	116	116	108	86	36	33	20	17	17	5	-	-
F-6 . . . . .	207	210	208	166	164	92	79	77	75	72	69	68
Other . . . . .	35	34	34	15	37	1	1	1	1	1	2	2
2nd Line & Misc. . . . .	7	7	7	6	3	2	-	-	-	-	-	-
<b>Transport - Total . . . . .</b>	1,109	987	972	996	953	944	937	866	846	822	794	763
C-46 . . . . .	1	1	1	1	1	1	1	1	1	1	-	-
C-47, C-53 . . . . .	713	662	671	682	620	583	564	518	497	483	470	446
C-54 . . . . .	2	2	4	1	-	-	-	-	-	1	1	1
C-87 . . . . .	1	-	-	-	-	-	-	-	-	-	-	-
Other Hvy & Med Trans	70	13	5	5	5	5	5	5	5	5	5	5
Light Transport . . . . .	322	309	291	307	327	355	367	342	343	332	318	311
<b>Trainer</b>												
Advanced . . . . .	79	78	73	70	69	69	63	64	63	63	60	60
<b>Communications</b>												
Liaison . . . . .	1,519	1,592	1,526	1,384	1,350	1,062	983	808	709	551	487	388



Table 80.-- AIRPLANES ON HAND IN CARIBBEAN AREA, BY TYPE AND PRINCIPAL MODEL: DEC 1941 TO DEC 1946

(Figures are as of end of month.)

Type and Model	1941	1942				1943				1944			
	Dec	Mar	Jun	Sep	Dec	Mar	Jun	Sep	Dec	Mar	Jun	Sep	Dec
Total . . . . .	359	384	382	539	539	540	566	599	574	542	459	443	482
<b>Combat Airplanes - Total</b> . . . . .	345	367	354	426	426	416	423	465	454	416	327	305	326
1st Line . . . . .	192	221	220	278	282	279	314	374	352	315	263	265	275
2nd Line & Misc. . . . .	153	146	134	148	144	137	109	91	102	101	64	40	51
<b>Heavy Bomber - Total</b> . . . . .	8	26	39	44	51	51	46	46	43	49	47	62	71
1st Line - Total . . . . .	8	16	23	29	38	38	35	38	34	40	46	60	69
B-17 . . . . .	8	16	23	22	20	17	17	12	9	9	5	-	-
B-24 . . . . .	-	-	-	7	18	21	18	26	25	31	41	60	69
2nd Line & Misc. . . . .	-	10	16	15	13	13	11	8	9	9	1	2	2
<b>Medium Bomber - Total</b> . . . . .	69	62	57	65	65	62	56	69	97	45	27	23	18
1st Line . . . . .	-	-	-	-	-	-	-	32	78	26	11	9	8
B-25 . . . . .	-	-	-	-	-	-	-	32	78	26	11	9	8
2nd Line & Misc. . . . .	69	62	57	65	65	62	56	37	19	19	16	14	10
<b>Light Bomber - Total</b> . . . . .	15	13	12	12	12	9	6	6	5	5	5	4	4
1st Line . . . . .	12	10	9	9	9	6	6	-	-	-	-	-	-
A-20 . . . . .	12	10	9	9	9	6	6	-	-	-	-	-	-
2nd Line & Misc. . . . .	3	3	3	3	3	3	-	6	5	5	5	4	4
<b>Fighter - Total</b> . . . . .	231	236	221	272	262	260	269	278	262	271	214	185	205
1st Line - Total . . . . .	172	195	188	240	235	235	261	270	220	230	195	184	186
P-38 . . . . .	-	-	-	-	-	-	-	-	-	-	-	-	20
P-39 . . . . .	44	84	101	153	149	159	193	185	167	183	151	142	130
P-40 . . . . .	128	111	87	82	79	75	67	85	53	47	44	42	36
Other . . . . .	-	-	-	5	7	1	1	-	-	-	-	-	-
2nd Line & Misc. . . . .	59	41	33	32	27	25	8	8	42	41	19	1	19
<b>Reconnaissance - Total</b> . . . . .	22	30	25	33	36	34	46	66	47	46	34	31	28
1st Line - . . . . .	-	-	-	-	-	-	12	34	20	19	11	12	12
Other . . . . .	-	-	-	-	-	-	12	34	20	19	11	12	12
2nd Line & Misc. . . . .	22	30	25	33	36	34	34	32	27	27	23	19	16
<b>Transport - Total</b> . . . . .	-	-	10	34	38	46	59	60	56	60	74	80	85
C-47, C-53 . . . . .	-	-	3	6	6	6	8	7	8	7	11	19	24
Other Hv & Med Transport . . . . .	-	-	7	18	18	19	17	15	16	15	15	8	7
Light Transport . . . . .	-	-	-	10	14	21	34	38	32	38	48	53	54
<b>Trainer - Total</b> . . . . .	8	6	8	6	6	6	18	16	14	18	15	17	35
Advanced . . . . .	5	6	8	6	6	6	6	5	4	9	8	10	28
Basic . . . . .	3	-	-	-	-	-	12	11	10	9	7	7	7
<b>Communications</b>													
Liaison . . . . .	6	11	10	73	69	72	66	58	50	48	43	41	36





Table 81.-- AIRPLANES ON HAND IN PACIFIC AREA, BY

(Figures are as of

Line No.	Type and Model	1941		1942			1943			1944		
		Nov	Dec	Mar	Jun	Sep	Dec	Mar	Jun	Sep	Dec	Mar
1	Total . . . . .	570	393	804	950	1,190	1,343	1,469	1,917	2,778	3,073	3,543
2	<u>Combat Airplanes - Total</u> . . . . .	560	383	788	915	1,125	1,219	1,246	1,622	2,296	2,559	2,994
3	1st Line . . . . .	313	298	703	840	1,055	1,158	1,191	1,571	2,171	2,263	2,654
4	2nd Line & Misc. . . . .	247	85	85	75	70	61	55	51	125	296	340
5	<u>Very Heavy Bomber - Total</u> . . . . .	-	-	-	-	-	-	-	-	-	-	-
6	1st Line . . . . .	-	-	-	-	-	-	-	-	-	-	-
7	B-29 . . . . .	-	-	-	-	-	-	-	-	-	-	-
8	2nd Line & Misc. . . . .	-	-	-	-	-	-	-	-	-	-	-
9	<u>Heavy Bomber - Total</u> . . . . .	48	56	63	147	184	216	223	288	398	532	626
10	1st Line - Total . . . . .	48	56	59	140	179	211	218	283	395	466	539
11	B-17 . . . . .	47	56	59	140	147	111	86	71	59	-	-
12	B-24 . . . . .	1	-	-	-	32	100	132	212	336	466	539
13	B-32 . . . . .	-	-	-	-	-	-	-	-	-	-	-
14	2nd Line & Misc. . . . .	-	-	4	7	5	5	5	5	3	66	87
15	<u>Medium Bomber - Total</u> . . . . .	69	30	60	116	144	140	152	324	401	428	505
16	1st Line - Total . . . . .	-	-	36	93	123	119	135	308	386	368	470
17	B-25 . . . . .	-	-	18	17	64	68	95	272	349	368	470
18	B-26 . . . . .	-	-	-	14	-	-	-	-	-	-	-
19	Other . . . . .	-	-	18	62	59	51	40	36	37	-	-
20	2nd Line & Misc. . . . .	69	30	24	23	21	21	17	16	15	60	35
21	<u>Light Bomber - Total</u> . . . . .	21	18	9	46	39	29	23	24	60	179	223
22	1st Line - Total . . . . .	12	10	9	46	39	29	23	24	58	177	206
23	A-20 . . . . .	12	10	9	46	39	29	23	24	58	177	206
24	A-26 . . . . .	-	-	-	-	-	-	-	-	-	-	-
25	2nd Line & Misc. . . . .	9	8	-	-	-	-	-	-	2	2	17
26	<u>Fighter - Total</u> . . . . .	389	272	639	589	737	803	809	950	1,310	1,327	1,454
27	1st Line - Total . . . . .	253	232	599	558	707	780	787	929	1,219	1,172	1,277
28	P-38 . . . . .	-	-	-	-	65	94	132	144	279	279	306
29	P-39 . . . . .	13	24	319	278	289	334	290	414	376	212	185
30	P-40 . . . . .	240	156	236	263	329	331	331	285	369	241	130
31	P-47 . . . . .	-	-	-	-	-	-	-	59	149	391	641
32	P-51 . . . . .	-	-	-	-	-	-	-	-	-	-	-
33	P-61 . . . . .	-	-	-	-	-	-	-	-	-	-	-
34	Other . . . . .	-	52	44	17	24	21	34	20	46	49	15
35	2nd Line & Misc. . . . .	136	40	40	31	30	23	22	21	91	155	177
36	<u>Reconnaissance - Total</u> . . . . .	33	7	17	17	21	31	39	36	127	93	186
37	1st Line - Total . . . . .	-	-	-	3	7	19	28	27	113	80	162
38	F-4, F-5 . . . . .	-	-	-	3	7	19	26	24	20	30	54
39	F-6 . . . . .	-	-	-	-	-	-	-	-	-	-	-
40	F-13 . . . . .	-	-	-	-	-	-	-	-	-	-	-
41	Other . . . . .	-	-	-	-	-	-	2	3	93	50	108
42	2nd Line & Misc. . . . .	33	7	17	14	14	12	11	9	14	13	24
43	<u>Transport - Total</u> . . . . .	7	8	14	31	39	82	125	185	366	427	455
44	C-46 . . . . .	-	-	-	-	-	-	-	-	-	-	-
45	C-47, C-53 . . . . .	-	4	8	9	17	42	89	148	309	368	391
46	Other Hv & Med Transport . . . . .	7	4	6	22	22	29	25	16	12	10	4
47	Light Transport . . . . .	-	-	-	-	-	11	11	21	45	49	60
48	<u>Trainer - Total</u> . . . . .	-	-	-	-	-	-	-	9	9	15	14
49	Advanced . . . . .	-	-	-	-	-	-	-	9	9	15	14
50	Basic . . . . .	-	-	-	-	-	-	-	-	-	-	-
51	<u>Communications</u>											
52	Liaison . . . . .	3	2	2	4	26	42	98	101	107	72	80

TYPE AND PRINCIPAL MODEL: NOV 1941 TO DEC 1946

end of month.)

1944 (Continued)			1945												Line No.
Jun	Sep	Dec	Jan	Feb	Mar	Apr	May	Jun	Jul	Aug	Sep	Oct	Nov	Dec	
4,323	4,882	5,167	5,062	5,287	5,803	6,390	7,060	7,473	8,370	8,710	8,241	7,015	6,314	6,057	1
3,575	3,947	3,879	3,881	4,035	4,531	5,031	5,594	5,953	6,555	6,716	6,338	5,229	4,610	4,410	2
3,125	3,241	3,279	3,383	3,582	4,039	4,434	5,017	5,371	6,005	6,190	5,695	4,645	3,930	3,720	3
450	706	600	498	453	492	597	577	582	550	526	643	584	680	690	4
-	-	192	286	381	463	637	731	887	998	1,056	1,026	606	367	350	5
-	-	189	283	378	460	634	729	877	979	1,042	1,003	588	355	342	6
-	-	3	3	3	3	3	2	10	19	14	23	18	12	8	7
809	849	775	785	805	835	917	945	893	940	930	872	471	182	147	8
714	730	632	675	703	717	757	798	762	824	817	709	371	117	93	9
-	-	-	-	-	-	-	-	-	-	-	-	-	-	-	10
714	730	632	675	703	717	757	798	762	820	808	704	370	117	93	11
-	-	-	-	-	-	-	-	-	4	9	5	1	-	-	12
95	119	143	110	102	118	160	147	131	116	113	163	100	65	54	13
580	703	574	515	505	519	507	520	542	556	534	515	489	481	459	14
540	516	429	390	399	397	371	376	404	420	390	374	310	204	152	15
540	516	429	390	399	397	371	376	404	420	390	374	310	204	152	16
-	-	-	-	-	-	-	-	-	-	-	-	-	-	-	17
-	-	-	-	-	-	-	-	-	-	-	-	-	-	-	18
40	187	145	125	106	122	136	144	138	136	144	141	179	277	307	19
294	391	316	275	253	233	249	424	481	467	468	444	378	354	353	20
282	370	270	234	219	196	199	381	437	448	449	377	351	309	298	21
282	370	270	234	219	196	197	279	298	291	295	223	207	169	160	22
-	-	-	-	-	-	2	102	139	157	154	154	144	140	138	23
12	21	46	41	34	37	50	43	44	19	19	67	27	45	55	24
1,683	1,736	1,777	1,737	1,796	2,163	2,362	2,553	2,677	3,040	3,093	2,857	2,707	2,653	2,551	25
1,403	1,433	1,545	1,553	1,628	2,012	2,179	2,392	2,516	2,879	2,964	2,743	2,578	2,508	2,406	26
469	598	578	563	581	610	649	655	685	814	808	727	682	650	643	27
22	-	-	-	-	-	-	-	-	-	-	-	-	-	-	28
80	126	67	66	67	59	42	37	35	30	30	9	10	9	9	29
779	631	468	434	377	520	590	747	777	942	1,059	965	908	893	859	30
-	-	298	348	463	684	761	790	844	916	885	866	828	810	752	31
-	-	-	-	-	-	-	-	-	-	-	-	-	-	-	32
53	78	134	142	140	139	137	163	175	177	182	176	150	146	143	33
280	303	232	184	168	151	183	161	161	161	129	114	129	145	145	34
209	268	245	283	295	318	359	421	473	554	635	624	578	573	550	35
186	192	214	248	255	257	294	341	375	455	528	489	447	437	429	36
80	106	96	98	103	101	125	166	195	209	247	175	163	170	157	37
-	6	22	51	47	44	46	46	48	54	76	72	68	68	68	38
-	-	11	17	19	25	27	30	26	40	52	51	41	41	41	39
106	80	85	82	86	87	96	99	106	152	153	191	175	158	163	40
23	76	31	35	40	61	65	80	98	99	107	135	131	136	121	41
646	742	882	926	947	958	976	1,025	1,113	1,192	1,215	1,176	1,227	1,123	1,067	42
-	4	145	222	217	265	294	336	433	522	543	539	515	505	502	43
561	638	631	598	622	584	575	559	547	531	521	504	572	478	430	44
2	10	17	19	19	22	21	21	27	31	31	30	33	29	25	45
83	90	89	87	89	87	86	109	106	108	120	103	107	111	110	46
14	15	28	25	26	25	25	55	63	71	74	71	75	81	100	47
14	15	17	17	15	15	15	45	54	63	67	65	66	72	94	48
-	-	11	8	11	10	10	10	9	8	7	6	9	9	6	49
88	178	378	230	279	289	358	386	344	552	705	656	484	500	480	50

Table 81.-- AIRPLANES ON HAND IN PACIFIC AREA, BY TYPE AND PRINCIPAL MODEL: NOV 1941 TO DEC 1946 -- Continued

Type and Model	1946											
	Jan	Feb	Mar	Apr	May	Jun	Jul	Aug	Sep	Oct	Nov	Dec
<b>Total . . . . .</b>	5,866	5,834	5,801	5,685	5,463	5,510	5,414	4,824	4,607	4,407	3,787	3,308
<b>Combat Airplanes - Total . . . . .</b>	4,287	4,241	4,018	3,946	3,739	3,747	3,657	3,187	3,003	2,846	2,295	1,961
1st Line . . . . .	3,704	3,695	2,035	1,982	2,064	2,165	2,077	1,618	1,584	1,625	1,502	1,317
2nd Line & Misc . . . . .	583	546	1,983	1,964	1,675	1,582	1,580	1,569	1,419	1,221	793	644
<b>Very Heavy Bomber - Total . . . . .</b>	364	358	274	205	138	125	123	122	123	121	110	96
1st Line . . . . .												
B-29 . . . . .	358	352	270	203	137	125	123	122	122	120	109	95
2nd Line & Misc . . . . .	6	6	4	2	1	-	-	-	1	1	1	1
<b>Heavy Bomber - Total . . . . .</b>	252	244	213	205	200	195	209	212	193	213	142	113
1st Line - Total . . . . .	189	179	120	118	119	117	120	49	50	54	52	57
B-17 . . . . .	85	83	58	58	57	55	53	48	49	52	50	55
B-24 . . . . .	104	96	62	60	62	62	67	1	1	2	2	2
2nd Line & Misc . . . . .	63	65	93	87	81	78	89	163	143	159	90	56
<b>Medium Bomber - Total . . . . .</b>	465	459	428	419	405	419	429	369	367	368	189	112
1st Line . . . . .												
B-25 . . . . .	157	153	94	89	73	71	64	18	14	12	12	9
2nd Line & Misc . . . . .	308	306	334	330	332	348	365	351	353	356	177	103
<b>Light Bomber - Total . . . . .</b>	250	347	334	328	302	301	302	304	283	137	136	132
1st Line - Total . . . . .	201	300	119	118	118	136	135	130	130	128	107	111
A-20 . . . . .	158	157	28	28	1	1	1	-	-	-	-	-
A-26 . . . . .	143	143	91	90	117	135	134	130	130	128	107	111
2nd Line & Misc . . . . .	49	47	215	210	184	165	167	174	153	9	29	21
<b>Fighter - Total . . . . .</b>	2,516	2,402	2,346	2,371	2,279	2,321	2,224	1,921	1,824	1,792	1,533	1,329
1st Line - Total . . . . .	2,372	2,292	1,228	1,254	1,432	1,541	1,468	1,160	1,139	1,179	1,108	938
P-38 . . . . .	652	611	152	151	127	158	145	54	56	52	5	4
P-40 . . . . .	9	9	1	-	-	-	-	-	-	-	-	-
P-47 . . . . .	856	831	581	582	653	631	666	507	500	500	486	414
P-51 . . . . .	722	709	424	421	553	645	545	491	477	524	528	456
P-61 . . . . .	133	132	70	68	76	75	81	76	74	71	59	34
P-80 . . . . .	-	-	-	32	32	32	31	32	32	32	30	30
2nd Line & Misc . . . . .	144	110	1,118	1,117	847	780	756	761	685	613	425	391
<b>Reconnaissance - Total . . . . .</b>	440	431	423	418	415	386	370	259	213	215	185	179
1st Line - Total . . . . .	427	419	204	200	185	175	167	139	129	132	114	107
F-4, F-5 . . . . .	202	201	60	59	35	34	34	10	5	5	5	4
F-6 . . . . .	68	61	30	30	27	27	26	26	24	24	19	19
F-13 . . . . .	26	26	24	24	24	23	23	23	23	22	22	22
Other . . . . .	131	131	90	87	99	91	84	80	77	81	68	62
2nd Line & Misc . . . . .	13	12	219	218	230	211	203	120	84	83	71	72
<b>Transport - Total . . . . .</b>	1,025	1,010	916	881	882	899	896	825	813	791	759	680
C-46 . . . . .	498	497	493	491	492	496	489	489	485	479	474	424
C-47, C-53 . . . . .	409	389	315	290	292	297	297	232	227	215	195	179
C-54 . . . . .	7	14	16	14	22	21	25	31	29	26	24	23
C-87 . . . . .	2	2	2	2	2	2	2	2	2	2	1	1
Other Hv & Med Trans.	1	1	3	1	1	3	3	1	1	1	1	1
Light Transport . . . . .	108	107	87	83	73	80	80	70	69	68	64	52
<b>Trainer - Total . . . . .</b>	118	133	129	129	125	126	121	122	120	116	115	109
Advanced . . . . .	113	128	128	128	124	125	120	121	119	116	115	109
Basic . . . . .	5	5	1	1	1	1	1	1	1	-	-	-
<b>Communications - Total . . . . .</b>	436	450	738	729	717	738	740	690	671	654	618	558
Liaison . . . . .	398	412	703	698	686	704	706	659	639	622	588	530
Rotary Wing . . . . .	38	38	35	31	31	34	34	31	32	32	30	28

Table 82.-- AIRPLANES ON HAND IN CHINA AREA, BY TYPE AND PRINCIPAL MODEL: MAR 1942 TO DEC 1946

(Figures are as of end of month.)

Type and Model	1942				1943				1944			
	Mar	Jun	Sep	Dec	Mar	Jun	Sep	Dec	Mar	Jun	Sep	Dec
<b>Total</b> . . . . .	23	136	226	271	473	453	722	933	1,544	2,037	2,792	3,076
<b>Combat Airplanes - Total</b> . . . . .	23	96	173	270	442	411	626	731	1,188	1,590	1,990	1,947
1st Line . . . . .	23	96	165	266	435	408	625	730	1,187	1,567	1,839	1,692
2nd Line & Misc. . . . .	-	-	8	4	7	3	1	1	1	23	151	255
<b>Very Heavy Bomber</b>												
1st Line												
B-29 . . . . .	-	-	-	-	-	-	-	-	-	133	163	156
<b>Heavy Bomber - Total</b> . . . . .	10	24	12	32	84	98	112	167	134	118	141	149
1st Line - Total . . . . .	10	24	12	32	84	98	112	167	134	115	129	115
B-17 . . . . .	10	19	10	10	10	4	2	-	-	-	-	-
B-24 . . . . .	-	5	2	22	74	94	110	167	134	115	129	115
2nd Line & Misc . . . . .	-	-	-	-	-	-	-	-	-	3	12	34
<b>Medium Bomber - Total</b> . . . . .	5	17	24	43	56	115	92	84	237	256	340	339
1st Line												
B-25 . . . . .	5	17	24	43	56	115	92	84	237	256	312	259
2nd Line & Misc . . . . .	-	-	-	-	-	-	-	-	-	-	28	80
<b>Fighter - Total</b> . . . . .	8	55	137	184	290	178	394	422	737	969	1,202	1,117
1st Line - Total . . . . .	8	55	129	180	283	175	394	422	737	950	1,094	982
P-38 . . . . .	-	-	-	-	-	-	21	42	64	58	80	94
P-40 . . . . .	8	55	129	180	283	175	296	280	384	334	204	75
P-47 . . . . .	-	-	-	-	-	-	-	-	100	354	458	397
P-51 . . . . .	-	-	-	-	-	-	77	100	189	204	330	383
Other . . . . .	-	-	-	-	-	-	-	-	-	-	22	33
2nd Line & Misc . . . . .	-	-	8	4	7	3	-	-	-	19	108	135
<b>Reconnaissance - Total</b> . . . . .	-	-	-	11	12	20	28	58	80	114	144	186
1st Line - Total . . . . .	-	-	-	11	12	20	27	57	79	113	141	180
F-4, F-5 . . . . .	-	-	-	11	12	20	24	14	24	41	71	93
F-6 . . . . .	-	-	-	-	-	-	-	-	-	8	8	33
F-13 . . . . .	-	-	-	-	-	-	-	-	-	-	-	6
Other . . . . .	-	-	-	-	-	-	3	43	55	64	62	48
2nd Line & Misc . . . . .	-	-	-	-	-	-	1	1	1	1	3	6
<b>Transport - Total</b> . . . . .	-	40	53	1	14	15	33	79	131	265	484	555
C-46 . . . . .	-	-	-	-	-	-	-	-	-	-	-	92
C-47, C-53 . . . . .	-	38	51	-	13	14	29	60	82	198	365	365
Other Hq & Med Transport . . . . .	-	2	1	-	1	1	4	4	4	4	35	3
Light Transport . . . . .	-	-	1	1	-	-	-	15	45	63	84	95
<b>Trainer - Total</b> . . . . .	-	-	-	-	14	9	30	23	20	19	32	116
Advanced . . . . .	-	-	-	-	-	-	4	3	1	1	11	35
Basic . . . . .	-	-	-	-	-	-	-	-	-	-	-	30
Primary . . . . .	-	-	-	-	14	9	26	20	19	18	21	51
<b>Communications</b>												
Liaison . . . . .	-	-	-	-	3	18	33	100	205	163	286	458

Table 82.-- AIRPLANES ON HAND IN CHINA AREA, BY TYPE

Line No.	Type and Model	1945								
		Jan	Feb	Mar	Apr	May	Jun	Jul	Aug	Sep
1	Total . . . . .	3,118	3,205	3,192	3,045	3,111	3,175	3,173	3,053	3,056
2	<u>Combat Airplanes - Total</u> . . . . .	1,995	2,060	2,079	1,932	1,907	1,957	1,974	1,871	1,799
3	1st Line . . . . .	1,742	1,802	1,832	1,682	1,659	1,719	1,704	1,632	1,577
4	2nd Line . . . . .	253	258	247	250	248	238	270	239	222
5	<u>Very Heavy Bomber</u>									
6	1st Line									
7	B-29 . . . . .	164	160	142	71	1	1	-	-	-
8	<u>Heavy Bomber - Total</u> . . . . .	144	162	170	169	203	202	145	127	120
9	1st Line - Total . . . . .	112	128	135	133	177	173	56	50	48
10	B-17 . . . . .	-	-	-	-	-	-	-	-	-
11	B-24 . . . . .	112	128	135	133	177	173	56	50	48
12	2nd Line & Misc . . . . .	32	34	35	36	26	29	89	77	72
13	<u>Medium Bomber - Total</u> . . . . .	331	320	332	313	337	276	241	223	213
14	1st Line - Total . . . . .	243	238	244	220	244	186	166	157	149
15	B-25 . . . . .	243	232	244	220	244	186	166	157	149
16	B-26 . . . . .	-	-	-	-	-	-	-	-	-
17	2nd Line & Misc . . . . .	88	88	88	93	93	90	75	66	64
18	<u>Light Bomber - Total</u> . . . . .	-	-	-	-	-	8	88	95	95
19	1st Line									
20	A-26 . . . . .	-	-	-	-	-	8	88	94	94
21	2nd Line & Misc . . . . .	-	-	-	-	-	-	-	1	1
22	<u>Fighter - Total</u> . . . . .	1,162	1,178	1,200	1,148	1,142	1,236	1,297	1,247	1,194
23	1st Line - Total . . . . .	1,039	1,057	1,099	1,051	1,041	1,149	1,220	1,168	1,126
24	P-38 . . . . .	113	175	200	193	232	290	229	218	213
25	P-40 . . . . .	50	49	31	22	22	16	11	10	10
26	P-47 . . . . .	377	380	367	342	327	317	284	270	252
27	P-51 . . . . .	467	421	465	458	422	472	641	621	604
28	P-61 . . . . .	-	-	-	-	-	-	-	-	-
29	Other . . . . .	32	32	36	36	38	54	55	49	47
30	2nd Line & Misc . . . . .	123	121	101	97	101	87	77	79	68
31	<u>Reconnaissance - Total</u> . . . . .	194	240	235	231	224	234	203	179	177
32	1st Line - Total . . . . .	184	225	212	207	196	202	174	163	160
33	F-4, F-5 . . . . .	89	85	94	96	93	104	80	76	69
34	F-6 . . . . .	43	83	73	73	71	68	64	56	59
35	F-13 . . . . .	5	5	5	-	-	-	-	-	-
36	Other . . . . .	47	52	40	38	32	30	30	31	32
37	2nd Line & Misc . . . . .	10	15	23	24	28	32	29	16	17
38	<u>Transport - Total</u> . . . . .	565	581	597	597	724	714	705	725	827
39	C-46 . . . . .	120	117	139	147	250	284	278	292	357
40	C-47, C-53 . . . . .	350	359	360	342	350	337	325	315	276
41	C-54 . . . . .	-	-	-	-	-	-	-	-	-
42	C-87 . . . . .	-	-	-	-	-	-	-	-	-
43	Other Hv & Med Transport . . . . .	6	7	7	7	7	6	6	30	100
44	Light Transport . . . . .	89	98	91	101	117	87	96	88	94
45	<u>Trainer - Total</u> . . . . .	112	111	98	93	89	78	90	81	82
46	Advanced . . . . .	32	32	29	29	28	28	50	48	49
47	Basic . . . . .	30	30	29	28	28	27	24	22	19
48	Primary . . . . .	50	49	40	36	33	23	16	11	14
49	<u>Communications</u>									
50	Liaison . . . . .	446	453	418	423	391	426	404	376	348









Table 84.-- AIRPLANE LOSSES IN CONTINENTAL US AND OVERSEAS, BY TYPE

(Figures in parentheses indicate the

Year and Month	Total Army Air Forces					
	Total	Very Heavy Bomber	Heavy Bomber	Medium & Light Bomber	Fighter	Other
Total . . . . .	79,036	812	15,312	11,014	32,933	18,965
<b>Annually</b>						
1941 (Dec) . . . . .	445	-	31	53	318	43
1942 . . . . .	5,415	-	412	949	2,149	1,905
1943 . . . . .	15,032	3	2,607	2,298	5,609	4,515
1944 . . . . .	28,300	203	7,871	3,161	11,995	5,070
1945 . . . . .	21,950	584	3,727	2,968	9,726	4,945
1946 . . . . .	7,894	22	664	1,585	3,136	2,487
<b>Quarterly</b>						
1942						
1st Qtr. . . . .	765	-	65	108	390	202
2nd Qtr. . . . .	1,074	-	62	196	459	357
3rd Qtr. . . . .	1,611	-	118	285	527	681
4th Qtr. . . . .	1,965	-	167	360	773	665
1943						
1st Qtr. . . . .	2,747	1	315	564	1,103	764
2nd Qtr. . . . .	3,299	-	471	552	1,352	924
3rd Qtr. . . . .	4,374	-	822	636	1,647	1,269
4th Qtr. . . . .	4,612	2	999	546	1,507	1,558
1944						
1st Qtr. . . . .	5,317	1	1,583	660	1,863	1,210
2nd Qtr. . . . .	7,976	35	2,303	763	3,490	1,385
3rd Qtr. . . . .	8,008	57	2,235	807	3,492	1,417
4th Qtr. . . . .	6,999	110	1,750	931	3,150	1,058
<b>Monthly</b>						
1945						
Jan. . . . .	2,345	44	647	283	961	410
Feb. . . . .	1,993	46	450	282	885	330
Mar. . . . .	2,580	50	624	292	1,107	507
Apr. . . . .	2,342	83	468	251	1,104	436
May. . . . .	1,832	113	385	218	635	481
Jun. . . . .	1,672	70	248	291	659	404
Jul. . . . .	1,524	98	188	240	565	433
Aug. . . . .	1,684	62	349	161	756	356
Sep. . . . .	1,576	14	47	436	741	338
Oct. . . . .	2,137	9	214	206	1,282	426
Nov. . . . .	1,123	(2)	80	163	414	468
Dec. . . . .	1,142	(3)	27	145	617	356
1946						
Jan. . . . .	627	5	14	133	203	272
Feb. . . . .	759	1	39	68	338	313
Mar. . . . .	1,469	(2)	130	435	592	314
Apr. . . . .	1,023	7	174	137	404	301
May. . . . .	391	(25)	(13)	79	194	156
Jun. . . . .	426	3	24	60	117	222
Jul. . . . .	493	6	77	15	270	125
Aug. . . . .	840	2	59	116	364	299
Sep. . . . .	402	1	9	44	150	198
Oct. . . . .	388	11	58	157	44	118
Nov. . . . .	754	6	90	253	315	90
Dec. . . . .	322	7	3	88	145	79

OF AIRPLANE: DEC 1941: QUARTERLY, 1942 TO 1944: MONTHLY, 1945 AND 1946

excess of gains from salvage over losses.)

Continental US						Overseas a/						Year and Quarter or Month
Total	Very Heavy Bomber	Heavy Bomber	Medium & Light Bomber	Fighter	Other	Total	Very Heavy Bomber	Heavy Bomber	Medium & Light Bomber	Fighter	Other	
23,095	259	2,084	3,543	7,213	9,996	55,941	553	13,228	7,471	25,720	8,969	Total
33	-	1	11	8	13	412	-	30	42	310	30	Annually
3,525	-	114	656	997	1,758	1,890	-	298	293	1,152	147	1941(Dec)
7,759	3	624	1,239	2,139	3,754	7,273	-	1,983	1,059	3,470	761	1942
7,314	45	865	920	2,579	2,905	20,986	158	7,006	2,241	9,416	2,165	1943
3,443	207	410	495	1,242	1,089	18,507	377	3,317	2,473	8,484	3,856	1944
1,021	4	70	222	248	477	6,873	18	594	1,363	2,888	2,010	1945
												1946
												Quarterly
												1942
451	-	15	84	159	193	314	-	50	24	231	9	1st Qtr
681	-	25	116	204	336	393	-	37	80	255	21	2nd Qtr
1,177	-	33	202	298	644	434	-	85	83	229	37	3rd Qtr
1,216	-	41	254	336	585	749	-	126	106	437	80	4th Qtr
												1943
1,577	1	114	360	434	668	1,170	-	201	204	669	96	1st Qtr
1,755	-	122	304	544	785	1,544	-	349	248	808	139	2nd Qtr
2,083	-	193	288	564	1,038	2,291	-	629	348	1,083	231	3rd Qtr
2,344	2	195	287	597	1,263	2,268	-	804	259	910	295	4th Qtr
												1944
2,003	1	224	251	562	965	3,314	-	1,359	409	1,301	245	1st Qtr
2,194	6	193	222	842	931	5,782	29	2,110	541	2,648	454	2nd Qtr
2,011	18	228	233	789	743	5,997	39	2,007	574	2,703	674	3rd Qtr
1,106	20	220	214	386	266	5,893	90	1,530	717	2,764	792	4th Qtr
												Monthly
												1945
360	10	70	48	122	110	1,985	34	577	235	839	300	Jan
273	11	40	50	81	91	1,720	35	410	232	804	239	Feb
310	12	29	52	134	83	2,270	38	595	240	973	424	Mar
359	24	38	50	139	108	1,983	59	430	201	965	328	Apr
445	22	34	64	160	165	1,387	91	351	154	475	316	May
383	17	73	58	132	103	1,289	53	175	233	527	301	Jun
												Jul
480	72	48	61	173	126	1,044	26	140	179	392	307	Aug
342	44	53	45	115	85	1,342	18	296	116	641	271	Sep
166	3	4	29	68	62	1,410	11	43	407	673	276	Oct
166	2	7	18	61	78	1,971	7	207	188	1,221	348	Nov
87	(8)	11	12	27	45	1,036	6	69	151	387	423	Dec
72	(2)	3	8	30	33	1,070	(1)	24	137	587	323	
												1946
113	3	1	34	25	50	514	2	13	99	178	222	Jan
131	(1)	35	13	20	64	628	2	4	55	318	249	Feb
88	(3)	7	19	30	35	1,381	1	123	416	562	279	Mar
125	6	(2)	19	25	77	898	1	176	118	379	224	Apr
31	(26)	1	10	21	25	360	1	(14)	69	173	131	May
57	3	9	13	17	15	369	-	15	47	100	207	Jun
												Jul
53	-	3	7	18	30	435	6	74	8	252	95	Aug
155	1	11	20	28	95	685	1	48	96	336	204	Sep
73	2	2	16	28	25	329	(1)	7	28	122	173	Oct
57	9	2	5	21	20	331	2	56	152	23	98	Nov
94	5	1	57	9	22	660	1	89	196	306	68	Dec
39	5	-	9	6	19	283	2	3	79	139	60	

a/ Includes losses suffered enroute to and from overseas as well as losses in theaters, ATC foreign divisions and other overseas commands.

Table 85.-- LOSSES OF COMBAT AND NON-COMBAT TYPE AIRPLANES OVERSEAS, BY OVERSEAS AREA: 1941 TO 1946

(Excludes losses of Air Transport Command foreign divisions and losses enroute to and from overseas.)

Area and Type of Airplane	Total	1941 (Dec)	1942	1943	1944	1945	1946
<u>All Areas</u>							
Total Losses. . . . .	53,465	411	1,727	6,619	20,394	17,649	6,667
Combat Type Airplane. . . . .	48,303	407	1,621	6,289	19,243	15,281	5,462
Non-Combat Type Airplane. . . . .	5,162	4	106	331	1,148	2,368	1,205
<u>European Area</u>							
Total Losses. . . . .	33,873	-	357	4,422	15,675	9,702	3,717
Combat Type Airplane. . . . .	31,586	-	337	4,303	15,066	8,788	3,092
Non-Combat Type Airplane. . . . .	2,287	-	20	119	609	914	625
<u>Caribbean Area</u>							
Total Losses. . . . .	1,002	-	174	179	131	297	227
Combat Type Airplane. . . . .	867	-	152	137	96	258	224
Non-Combat Type Airplane. . . . .	135	-	22	42	35	33	3
<u>Pacific Area</u>							
Total Losses. . . . .	12,709	408	955	1,439	3,115	4,677	2,245
Combat Type Airplane. . . . .	11,385	404	914	1,313	2,799	3,968	1,987
Non-Combat Type Airplane. . . . .	1,324	4	41	126	202	693	258
<u>China Area</u>							
Total Losses. . . . .	5,287	-	106	403	1,354	2,775	419
Combat Type Airplane. . . . .	3,858	-	91	376	1,189	2,087	115
Non-Combat Type Airplane. . . . .	1,329	-	15	27	279	704	304
<u>Alaska</u>							
Total Losses. . . . .	586	3	118	145	99	162	59
Combat Type Airplane. . . . .	515	3	110	135	80	143	44
Non-Combat Type Airplane. . . . .	71	-	8	10	19	19	15
<u>Other Overseas</u>							
Total Losses. . . . .	108	-	17	32	17	42	-
Combat Type Airplane. . . . .	92	-	17	25	13	37	-
Non-Combat Type Airplane. . . . .	16	-	-	7	4	5	-







Area and Type of Loss	1945												1946											
	Jan	Feb	Mar	Apr	May	Jun	Jul	Aug	Sep	Oct	Nov	Dec	Jan	Feb	Mar	Apr	May	Jun	Jul	Aug	Sep	Oct	Nov	Dec
<u>All Areas</u>																								
Total Losses . . . . .	569	398	586	424	351	171	128	294	42	204	68	23	11	3	121	173	(14)	15	73	48	6	56	86	3
1st Line Losses. . . . .	508	386	530	370	171	39	42	55	22	120	55	19	9	(5)	110	170	(20)	7	74	50	1	56	16	3
2nd Line Losses. . . . .	61	12	56	54	180	132	86	239	20	84	13	4	2	8	11	3	6	8	(1)	(2)	5	-	70	-
<u>European Area</u>																								
Total Losses . . . . .	493	383	514	355	232	69	54	190	(25)	98	29	7	10	(4)	103	168	(20)	6	87	48	3	56	16	2
1st Line Losses. . . . .	462	378	473	323	91	(15)	2	4	(28)	87	26	6	8	(5)	103	167	(22)	5	87	47	2	56	16	2
2nd Line Losses. . . . .	31	5	41	32	141	84	52	186	3	11	3	1	2	1	-	1	2	1	-	1	1	-	-	-
<u>Caribbean Area</u>																								
Total Losses . . . . .	-	-	1	-	8	-	-	-	-	10	1	-	-	7	-	-	1	4	-	2	-	-	-	-
1st Line Losses. . . . .	-	-	1	-	8	-	-	-	-	10	1	-	-	-	-	-	-	-	-	2	-	-	-	-
2nd Line Losses. . . . .	-	-	(1)	-	-	-	-	-	-	-	-	-	-	7	-	-	1	4	-	-	-	-	-	-
<u>Pacific Area</u>																								
Total Losses . . . . .	57	9	65	57	82	92	68	86	59	88	22	16	1	-	18	3	4	4	(14)	(2)	3	-	70	1
1st Line Losses. . . . .	29	2	49	38	54	47	36	45	46	23	19	13	1	-	7	1	1	1	(13)	1	(1)	-	-	1
2nd Line Losses. . . . .	28	7	16	19	28	45	32	41	13	65	3	3	-	-	11	2	3	3	(1)	(3)	4	-	70	-
<u>China Area</u>																								
Total Losses . . . . .	15	6	8	10	26	9	6	18	6	8	9	-	-	-	-	2	-	-	-	-	-	-	-	-
1st Line Losses. . . . .	14	6	7	8	15	6	4	6	2	-	4	-	-	-	-	2	-	-	-	-	-	-	-	-
2nd Line Losses. . . . .	1	-	1	2	11	3	2	12	4	8	5	-	-	-	-	-	-	-	-	-	-	-	-	-
<u>Alaska</u>																								
Total Losses . . . . .	3	-	(1)	2	3	1	-	-	2	-	7	-	-	-	-	-	1	1	-	-	-	-	-	-
1st Line Losses. . . . .	2	-	-	1	3	1	-	-	2	-	5	-	-	-	-	-	1	1	-	-	-	-	-	-
2nd Line Losses. . . . .	1	-	(1)	1	-	-	-	-	-	-	2	-	-	-	-	-	-	-	-	-	-	-	-	-
<u>Other Overseas</u>																								
Total Losses . . . . .	1	-	-	-	-	-	-	-	-	-	-	-	-	-	-	-	-	-	-	-	-	-	-	-
1st Line Losses. . . . .	1	-	-	-	-	-	-	-	-	-	-	-	-	-	-	-	-	-	-	-	-	-	-	-
2nd Line Losses. . . . .	-	-	-	-	-	-	-	-	-	-	-	-	-	-	-	-	-	-	-	-	-	-	-	-



Area and Type of Loss	1945												1946											
	Jan	Feb	Mar	Apr	May	Jun	Jul	Aug	Sep	Oct	Nov	Dec	Jan	Feb	Mar	Apr	May	Jun	Jul	Aug	Sep	Oct	Nov	Dec
	<b>All Areas</b>																							
Total Losses . . . . .	235	231	236	197	151	231	168	107	406	186	138	134	95	51	418	116	68	47	7	96	25	151	196	79
1st Line Losses. . . . .	220	200	229	173	92	164	93	56	352	54	94	89	80	41	411	105	55	26	7	79	5	6	13	2
2nd Line Losses. . . . .	15	31	7	24	59	67	75	51	54	132	44	45	15	10	7	11	13	21	-	17	20	145	183	77
<b>European Area</b>																								
Total Losses . . . . .	122	152	149	122	78	139	66	50	349	68	33	47	73	37	367	99	29	59	17	33	-	3	13	1
1st Line Losses. . . . .	113	140	151	108	34	89	39	12	319	26	14	46	66	37	361	97	25	25	10	33	1	3	13	-
2nd Line Losses. . . . .	9	12	(2)	14	44	50	27	38	30	42	19	1	7	-	6	2	4	34	7	-	(1)	-	-	1
<b>Caribbean Area</b>																								
Total Losses . . . . .	-	5	3	7	-	-	-	-	-	-	-	-	-	2	-	-	-	-	-	5	-	-	4	1
1st Line Losses. . . . .	-	1	-	-	-	-	-	-	-	-	-	-	-	2	-	-	-	-	-	-	-	-	-	-
2nd Line Losses. . . . .	-	4	3	7	-	-	-	-	-	-	-	-	-	-	-	-	-	-	-	5	-	-	4	1
<b>Pacific Area</b>																								
Total Losses . . . . .	96	65	78	56	50	37	64	34	44	94	30	23	6	9	44	15	39	(12)	(10)	58	25	148	179	77
1st Line Losses. . . . .	91	51	69	50	45	25	31	30	26	20	23	5	5	3	43	6	30	1	(3)	46	4	3	-	2
2nd Line Losses. . . . .	5	14	9	6	5	12	33	4	18	74	7	18	1	6	1	9	9	(13)	(7)	12	21	145	179	75
<b>China Area</b>																								
Total Losses . . . . .	17	9	9	15	11	53	35	22	13	24	65	64	16	3	6	2	-	-	-	-	-	-	-	-
1st Line Losses. . . . .	16	8	9	14	8	48	20	13	7	8	48	38	9	(1)	6	2	-	-	-	-	-	-	-	-
2nd Line Losses. . . . .	1	1	-	1	3	5	15	9	6	16	17	26	7	4	-	-	-	-	-	-	-	-	-	-
<b>Alaska</b>																								
Total Losses . . . . .	-	-	-	1	5	2	3	1	-	-	10	-	-	-	1	-	-	-	-	-	-	-	-	-
1st Line Losses. . . . .	-	-	-	1	5	2	3	1	-	-	9	-	-	-	1	-	-	-	-	-	-	-	-	-
2nd Line Losses. . . . .	-	-	-	-	-	-	-	-	-	-	1	-	-	-	-	-	-	-	-	-	-	-	-	-
<b>Other Overseas</b>																								
Total Losses . . . . .	-	-	-	-	-	-	-	-	-	-	-	-	-	-	-	-	-	-	-	-	-	-	-	-
1st Line Losses. . . . .	-	-	-	-	-	-	-	-	-	-	-	-	-	-	-	-	-	-	-	-	-	-	-	-
2nd Line Losses. . . . .	-	-	-	-	-	-	-	-	-	-	-	-	-	-	-	-	-	-	-	-	-	-	-	-

Table 89.-- FIGHTER AIRPLANE LOSSES OVERSEAS, BY AREA AND BY TYPE OF LOSS: DEC 1941; QUARTERLY, 1942 TO 1944; MONTHLY, 1945 AND 1946

(Excludes losses enroute to and from overseas. Figures in parentheses indicate the excess of gains from salvage over losses.)

Area and Type of Losses	Total	1941 (Dec)	1942	1943	1944	1945	1946	1942				1943				1944			
								1st Qtr	2nd Qtr	3rd Qtr	4th Qtr	1st Qtr	2nd Qtr	3rd Qtr	4th Qtr	1st Qtr	2nd Qtr	3rd Qtr	4th Qtr
<u>All Areas</u>																			
Total Losses . . . . .	25,362	310	1,085	3,240	9,400	8,418	2,909	228	247	220	390	531	766	1,036	907	1,302	2,633	2,701	2,764
1st Line Losses. . . . .	21,952	211	1,035	3,219	8,800	6,622	2,065	218	227	210	380	532	759	1,036	892	1,264	2,511	2,535	2,490
2nd Line Losses. . . . .	3,410	99	50	21	600	1,796	844	10	20	10	10	(1)	7	-	15	38	122	166	274
<u>European Area</u>																			
Total Losses . . . . .	15,616	-	206	1,990	7,128	4,688	1,604	-	-	30	176	335	477	668	510	901	2,224	2,176	1,827
1st Line Losses. . . . .	13,930	-	206	1,979	6,908	3,444	1,393	-	-	30	176	335	477	668	499	892	2,160	2,097	1,759
2nd Line Losses. . . . .	1,686	-	-	11	220	1,244	211	-	-	-	-	-	-	-	11	9	64	79	68
<u>Caribbean Area</u>																			
Total Losses . . . . .	648	-	105	79	74	198	192	28	28	26	23	10	29	21	19	18	28	9	19
1st Line Losses. . . . .	588	-	83	76	58	179	192	21	20	24	18	9	27	21	19	17	13	9	19
2nd Line Losses. . . . .	60	-	22	3	16	19	-	7	8	2	5	1	2	-	-	1	15	-	-
<u>Pacific Area</u>																			
Total Losses . . . . .	6,141	307	621	823	1,404	1,954	1,032	194	201	106	120	147	137	261	278	271	234	290	609
1st Line Losses. . . . .	4,732	211	606	815	1,102	1,595	403	194	192	102	118	146	136	260	273	243	193	213	453
2nd Line Losses. . . . .	1,409	96	15	8	302	359	629	-	9	4	2	1	1	1	5	28	41	77	156
<u>China Area</u>																			
Total Losses . . . . .	2,527	-	70	250	727	1,440	40	2	6	31	31	11	92	57	90	96	132	210	289
1st Line Losses. . . . .	2,283	-	64	250	666	1,267	36	2	6	29	27	14	88	58	90	96	131	200	239
2nd Line Losses. . . . .	244	-	6	-	61	173	4	-	-	2	4	(3)	4	(1)	-	-	1	10	50
<u>Alaska</u>																			
Total Losses . . . . .	351	3	67	82	54	104	41	4	7	21	35	25	22	28	7	10	11	14	19
1st Line Losses. . . . .	340	-	60	83	53	103	41	1	4	19	36	25	22	28	8	10	10	14	19
2nd Line Losses. . . . .	11	3	7	(1)	1	1	-	3	3	2	(1)	-	-	-	(1)	-	1	-	-
<u>Other Overseas</u>																			
Total Losses . . . . .	79	-	16	16	13	34	-	-	5	6	5	3	9	1	3	6	4	2	1
1st Line Losses. . . . .	79	-	16	16	13	34	-	-	5	6	5	3	9	1	3	6	4	2	1
2nd Line Losses. . . . .	-	-	-	-	-	-	-	-	-	-	-	-	-	-	-	-	-	-	-

Area and Type of Loss	1945												1946											
	Jan	Feb	Mar	Apr	May	Jun	Jul	Aug	Sep	Oct	Nov	Dec	Jan	Feb	Mar	Apr	May	Jun	Jul	Aug	Sep	Oct	Nov	Dec
<u>All Areas</u>																								
Total Losses . . . . .	836	802	937	964	466	525	391	630	673	1,221	386	587	179	316	571	378	173	119	252	332	122	22	306	139
1st Line Losses. . . . .	752	733	839	814	386	408	326	416	315	836	333	564	85	274	545	291	110	168	123	130	63	40	125	111
2nd Line Losses. . . . .	84	69	98	150	80	117	65	314	358	385	53	23	94	42	26	87	63	(49)	129	202	59	(18)	181	28
<u>European Area</u>																								
Total Losses . . . . .	522	571	688	668	193	146	101	315	407	838	217	22	134	28	495	370	89	169	155	26	19	28	14	77
1st Line Losses. . . . .	500	521	637	584	148	105	67	41	75	560	186	20	40	23	488	285	86	166	148	24	18	25	14	76
2nd Line Losses. . . . .	22	50	51	84	45	41	34	274	332	278	31	2	94	5	7	85	3	3	7	2	1	3	-	1
<u>Caribbean Area</u>																								
Total Losses . . . . .	31	3	15	6	18	86	27	2	3	7	-	-	15	167	2	-	-	2	-	3	-	2	1	-
1st Line Losses. . . . .	31	2	15	6	-	86	27	2	3	7	-	-	15	167	2	-	-	2	-	3	-	2	1	-
2nd Line Losses. . . . .	-	1	-	-	18	-	-	-	-	-	-	-	-	-	-	-	-	-	-	-	-	-	-	-
<u>Pacific Area</u>																								
Total Losses . . . . .	179	159	149	190	164	210	164	219	207	154	55	104	17	113	58	5	84	(52)	97	301	97	(7)	259	60
1st Line Losses. . . . .	134	144	123	135	152	156	149	183	192	76	48	103	17	77	41	4	24	(-)	(25)	101	39	14	78	33
2nd Line Losses. . . . .	45	15	26	55	12	54	15	36	15	78	7	1	-	36	17	1	60	(52)	122	200	58	(21)	181	27
<u>China Area</u>																								
Total Losses . . . . .	101	66	74	96	44	76	96	44	54	219	112	458	13	8	16	3	-	-	-	-	-	-	-	-
1st Line Losses. . . . .	85	63	53	85	39	54	80	40	43	190	97	438	13	7	14	2	-	-	-	-	-	-	-	-
2nd Line Losses. . . . .	16	3	21	11	5	22	16	4	11	29	15	20	-	1	2	1	-	-	-	-	-	-	-	-
<u>Alaska</u>																								
Total Losses . . . . .	2	3	10	4	46	7	3	21	1	2	2	3	-	-	-	-	-	-	-	2	6	(1)	32	2
1st Line Losses. . . . .	1	3	10	4	46	7	3	21	1	2	2	3	-	-	-	-	-	-	-	2	6	(1)	32	2
2nd Line Losses. . . . .	1	-	-	-	-	-	-	-	-	-	-	-	-	-	-	-	-	-	-	-	-	-	-	-
<u>Other Overseas</u>																								
Total Losses . . . . .	1	-	1	-	1	-	-	29	1	1	-	-	15	167	2	-	-	2	-	3	-	2	1	-
1st Line Losses. . . . .	1	-	1	-	1	-	-	29	1	1	-	-	15	167	2	-	-	2	-	3	-	2	1	-
2nd Line Losses. . . . .	-	-	-	-	-	-	-	-	-	-	-	-	-	-	-	-	-	-	-	-	-	-	-	-

Table 90.-- RECONNAISSANCE AIRPLANE LOSSES OVERSEAS, BY AREA AND BY TYPE OF LOSS: DEC 1941; QUARTERLY, 1942 TO 1944; MONTHLY, 1945 AND 1946

(Excludes losses enroute to and from overseas. Figures in parentheses indicate the excess of gains from salvage over losses.)

Area and Type of Loss	Total	1941 (Dec)	1942	1943	1944	1945	1946	1942				1943				1944				
								1st Qtr	2nd Qtr	3rd Qtr	4th Qtr	1st Qtr	2nd Qtr	3rd Qtr	4th Qtr	1st Qtr	2nd Qtr	3rd Qtr	4th Qtr	
<b>All Areas</b>																				
Total Losses . . . . .	2,310	26	26	202	637	812	607	2	9	7	8	29	46	54	73	87	125	187	238	
1st Line Losses. . . . .	1,760	-	10	164	527	624	435	-	1	4	5	17	40	42	65	72	114	173	168	
2nd Line Losses. . . . .	550	26	16	38	110	188	172	2	8	3	3	12	6	12	8	15	11	14	70	
<b>European Area</b>																				
Total Losses . . . . .	1,076	-	2	123	343	326	282	-	-	-	2	19	33	41	30	40	78	109	116	
1st Line Losses. . . . .	956	-	2	103	334	242	275	-	-	-	2	13	30	31	29	40	73	108	113	
2nd Line Losses. . . . .	120	-	-	20	9	84	7	-	-	-	-	6	3	10	1	-	5	1	3	
<b>Caribbean Area</b>																				
Total Losses . . . . .	60	-	9	12	7	26	6	1	4	3	1	2	1	4	5	1	1	1	4	
1st Line Losses. . . . .	11	-	-	2	2	6	1	-	-	-	-	-	-	2	-	1	-	1	-	
2nd Line Losses. . . . .	49	-	9	10	5	20	5	1	4	3	1	2	1	2	5	-	1	-	4	
<b>Pacific Area</b>																				
Total Losses . . . . .	852	26	10	43	215	285	273	-	4	3	3	3	9	3	28	40	34	49	92	
1st Line Losses. . . . .	507	-	5	40	123	226	113	-	1	3	1	2	7	4	27	26	29	38	30	
2nd Line Losses. . . . .	345	26	5	3	92	59	160	-	3	-	2	1	2	(1)	1	14	5	11	62	
<b>China Area</b>																				
Total Losses . . . . .	311	-	2	19	71	173	46	-	-	-	2	2	3	5	9	6	12	27	26	
1st Line Losses. . . . .	284	-	2	19	67	150	46	-	-	-	2	2	3	5	9	5	12	25	25	
2nd Line Losses. . . . .	27	-	-	-	4	23	-	-	-	-	-	-	-	-	-	1	-	2	1	
<b>Alaska</b>																				
Total Losses . . . . .	6	-	3	2	1	-	-	1	1	1	-	1	-	1	-	-	-	1	-	
1st Line Losses. . . . .	2	-	1	-	1	-	-	-	-	1	-	-	-	-	-	-	-	1	-	
2nd Line Losses. . . . .	4	-	2	2	-	-	-	1	1	-	-	1	-	1	-	-	-	-	-	
<b>Other Overseas</b>																				
Total Losses . . . . .	5	-	-	3	-	2	-	-	-	-	-	2	-	-	1	-	-	-	-	
1st Line Losses. . . . .	-	-	-	-	-	-	-	-	-	-	-	-	-	-	-	-	-	-	-	
2nd Line Losses. . . . .	5	-	-	3	-	2	-	-	-	-	-	2	-	-	1	-	-	-	-	

Area and Type of Loss	1945												1946											
	Jan	Feb	Mar	Apr	May	Jun	Jul	Aug	Sep	Oct	Nov	Dec	Jan	Feb	Mar	Apr	May	Jun	Jul	Aug	Sep	Oct	Nov	Dec
<u>All Areas</u>																								
Total Losses . . . . .	69	73	79	68	70	68	44	64	96	74	46	61	9	9	40	113	61	108	47	122	45	18	32	3
1st Line Losses . . . . .	66	68	70	62	43	50	34	40	53	50	30	58	7	9	39	112	58	85	33	44	10	17	20	1
2nd Line Losses . . . . .	3	5	9	6	27	18	10	24	43	24	16	3	2	-	1	1	3	23	14	78	35	1	12	2
<u>European Area</u>																								
Total Losses . . . . .	41	39	36	50	28	21	7	24	52	23	4	1	1	(3)	10	83	58	76	27	4	-	16	9	1
1st Line Losses . . . . .	39	38	34	47	18	17	6	8	12	20	2	1	1	(3)	10	82	55	75	25	4	-	16	9	1
2nd Line Losses . . . . .	2	1	2	3	10	4	1	16	40	3	2	-	-	-	-	1	3	1	2	-	-	-	-	-
<u>Caribbean Area</u>																								
Total Losses . . . . .	1	-	2	2	-	-	-	2	1	10	8	-	2	-	-	-	-	2	3	(1)	-	-	-	-
1st Line Losses . . . . .	1	-	-	-	-	-	-	-	1	3	1	-	-	-	-	-	-	1	-	-	-	-	-	-
2nd Line Losses . . . . .	-	-	2	2	-	-	-	2	-	7	7	-	2	-	-	-	-	1	3	(1)	-	-	-	-
<u>Pacific Area</u>																								
Total Losses . . . . .	19	27	11	17	33	36	23	27	35	40	8	9	1	9	18	4	3	30	17	119	45	2	23	2
1st Line Losses . . . . .	18	24	10	16	17	25	17	24	32	28	6	9	1	9	17	4	3	9	8	40	10	1	11	-
2nd Line Losses . . . . .	1	3	1	1	16	11	6	3	3	12	2	-	-	-	1	-	-	21	9	79	35	1	12	2
<u>China Area</u>																								
Total Losses . . . . .	8	6	30	(1)	9	11	14	10	8	1	26	51	5	3	12	26	-	-	-	-	-	-	-	-
1st Line Losses . . . . .	8	6	26	(1)	8	8	11	8	8	(1)	21	48	5	3	12	26	-	-	-	-	-	-	-	-
2nd Line Losses . . . . .	-	-	4	-	1	3	3	2	-	2	5	3	-	-	-	-	-	-	-	-	-	-	-	-
<u>Alaska</u>																								
Total Losses . . . . .	-	-	-	-	-	-	-	-	-	-	-	-	-	-	-	-	-	-	-	-	-	-	-	-
1st Line Losses . . . . .	-	-	-	-	-	-	-	-	-	-	-	-	-	-	-	-	-	-	-	-	-	-	-	-
2nd Line Losses . . . . .	-	-	-	-	-	-	-	-	-	-	-	-	-	-	-	-	-	-	-	-	-	-	-	-
<u>Other Overseas</u>																								
Total Losses . . . . .	-	1	-	-	-	-	-	1	-	-	-	-	-	-	-	-	-	-	-	-	-	-	-	-
1st Line Losses . . . . .	-	-	-	-	-	-	-	-	-	-	-	-	-	-	-	-	-	-	-	-	-	-	-	-
2nd Line Losses . . . . .	-	1	-	-	-	-	-	1	-	-	-	-	-	-	-	-	-	-	-	-	-	-	-	-

Table 91.-- TRANSPORT AIRPLANE LOSSES OVERSEAS, BY AREA: DEC 1941; QUARTERLY, 1942 TO 1944; MONTHLY, 1945 AND 1946

Note.-- Excludes losses enroute to and from overseas. Figures in parentheses indicate the excess of gains from salvage over losses.

Year and Quarter or Month	All Areas	European Area	Caribbean Area	Pacific Area	China Area	Alaska	Other Overseas
Total . . . . .	3,291	1,374	48	958	859	46	6
<u>Annually</u>							
1941 (Dec) . . . . .	3	-	-	3	-	-	-
1942 . . . . .	81	20	8	31	15	7	-
1943 . . . . .	200	88	11	80	10	7	4
1944 . . . . .	712	416	15	136	131	12	2
1945 . . . . .	1,505	536	12	511	434	12	-
1946 . . . . .	790	314	2	197	269	8	-
<u>Quarterly</u>							
1942							
1st Qtr. . . . .	2	-	-	2	-	-	-
2nd Qtr. . . . .	11	-	6	3	-	2	-
3rd Qtr. . . . .	14	1	1	10	-	2	-
4th Qtr. . . . .	54	19	1	16	15	3	-
1943							
1st Qtr. . . . .	21	(2)	2	17	-	1	3
2nd Qtr. . . . .	14	4	1	7	-	2	-
3rd Qtr. . . . .	79	56	5	16	1	1	-
4th Qtr. . . . .	86	30	3	40	9	3	1
1944							
1st Qtr. . . . .	66	22	4	16	19	4	1
2nd Qtr. . . . .	127	83	3	17	23	1	-
3rd Qtr. . . . .	260	186	3	32	35	4	-
4th Qtr. . . . .	259	125	5	71	54	3	1
1945							
Jan. . . . .	116	56	-	28	31	1	-
Feb. . . . .	65	12	-	29	25	-	(1)
Mar. . . . .	175	72	2	66	32	3	-
Apr. . . . .	145	82	2	33	28	-	-
May. . . . .	119	46	1	33	33	6	-
Jun. . . . .	101	36	2	22	41	-	-
Jul. . . . .	131	72	1	27	29	2	-
Aug. . . . .	92	26	-	36	31	(1)	-
Sep. . . . .	87	12	2	37	35	-	1
Oct. . . . .	87	9	2	64	13	(1)	-
Nov. . . . .	231	21	-	97	111	2	-
Dec. . . . .	156	92	-	39	25	-	-
1946							
Jan. . . . .	152	6	-	23	123	-	-
Feb. . . . .	225	74	-	14	137	-	-
Mar. . . . .	116	28	-	89	-	(1)	-
Apr. . . . .	35	17	1	14	2	1	-
May. . . . .	56	56	4	(6)	1	1	-
Jun. . . . .	25	40	2	(17)	-	-	-
Jul. . . . .	11	10	1	1	-	(1)	-
Aug. . . . .	89	43	-	45	-	1	-
Sep. . . . .	6	7	(8)	2	2	3	-
Oct. . . . .	34	18	-	13	1	2	-
Nov. . . . .	12	4	1	6	1	-	-
Dec. . . . .	29	11	1	13	2	2	-



Table 92.-- COMMUNICATIONS AND TRAINER AIRPLANE LOSSES OVERSEAS, BY AREA: DEC 1941; QUARTERLY, 1942 TO 1944; MONTHLY, 1945 AND 1946

Note.-- Excludes losses enroute to and from overseas. Figures in parentheses indicate the excess of gains from salvage over losses.

Year and Quarter or Month	All Areas	European Area	Caribbean Area	Pacific Area	China Area	Alaska	Other Overseas
Total . . . . .	1,871	913	87	366	470	25	10
<b>Annually</b>							
1941 (Dec) . . . . .	1	-	-	1	-	-	-
1942 . . . . .	25	-	14	10	-	1	-
1943 . . . . .	131	31	31	46	17	3	3
1944 . . . . .	436	193	20	66	148	7	2
1945 . . . . .	863	378	21	182	270	7	5
1946 . . . . .	415	311	1	61	35	7	-
<b>Quarterly</b>							
1942							
1st Qtr. . . . .	5	-	5	-	-	-	-
2nd Qtr. . . . .	1	-	-	-	-	1	-
3rd Qtr. . . . .	14	-	5	9	-	-	-
4th Qtr. . . . .	5	-	4	1	-	-	-
1943							
1st Qtr. . . . .	11	-	4	3	-	2	2
2nd Qtr. . . . .	32	4	9	14	6	(1)	-
3rd Qtr. . . . .	37	16	10	9	1	1	-
4th Qtr. . . . .	51	11	8	20	10	1	1
1944							
1st Qtr. . . . .	37	3	4	17	12	-	1
2nd Qtr. . . . .	125	18	8	13	82	3	1
3rd Qtr. . . . .	120	88	2	4	25	1	-
4th Qtr. . . . .	154	84	6	32	29	3	-
1945							
Jan. . . . .	87	61	1	11	15	(1)	-
Feb. . . . .	45	18	1	11	14	-	1
Mar. . . . .	99	21	1	11	65	1	-
Apr. . . . .	70	33	-	15	22	-	-
May. . . . .	75	25	3	16	30	-	1
Jun. . . . .	87	25	3	21	38	-	-
Jul. . . . .	41	12	-	9	21	(1)	-
Aug. . . . .	61	25	1	14	18	1	2
Sep. . . . .	55	16	5	10	25	(2)	1
Oct. . . . .	65	24	2	31	10	(2)	-
Nov. . . . .	63	24	4	22	1	11	1
Dec. . . . .	115	94	-	11	11	-	(1)
1946							
Jan. . . . .	44	19	-	6	19	-	-
Feb. . . . .	11	1	2	2	6	-	-
Mar. . . . .	119	73	1	43	2	-	-
Apr. . . . .	64	46	-	9	8	1	-
May. . . . .	9	20	-	(12)	-	1	-
Jun. . . . .	72	79	-	(8)	-	1	-
Jul. . . . .	30	27	-	3	-	-	-
Aug. . . . .	(6)	(16)	-	9	-	1	-
Sep. . . . .	17	18	(3)	1	-	1	-
Oct. . . . .	15	13	-	1	-	1	-
Nov. . . . .	14	10	1	2	-	1	-
Dec. . . . .	26	21	-	5	-	-	-

Table 93.-- AIRPLANE LOSSES ENROUTE FROM US TO OVERSEAS, BY AREA AND BY TYPE OF AIRPLANE: 1941 TO 1946

Area and Type of Airplane	Total	1941 (Dec)	1942	1943	1944	1945	1946
<b>All Areas - Total</b> . . . . .	912	1	163	483	214	51	-
Very Heavy Bomber . . . . .	10	-	-	-	8	2	-
Heavy Bomber . . . . .	242	1	34	83	101	23	-
Medium & Light Bomber . . . . .	229	-	45	106	62	16	-
Fighter . . . . .	310	-	67	226	13	4	-
Reconnaissance . . . . .	54	-	9	39	4	2	-
Transport . . . . .	58	-	8	22	24	4	-
Communications . . . . .	9	-	-	7	2	-	-
<b>European Area - Total</b> . . . . .	717	-	111	402	174	30	-
Heavy Bomber . . . . .	191	-	23	62	89	17	-
Medium & Light Bomber . . . . .	169	-	19	89	51	10	-
Fighter . . . . .	255	-	53	189	13	-	-
Reconnaissance . . . . .	47	-	8	36	3	-	-
Transport . . . . .	47	-	8	19	17	3	-
Communications . . . . .	8	-	-	7	1	-	-
<b>Caribbean Area - Total</b> . . . . .	8	-	-	8	-	-	-
Heavy Bomber . . . . .	-	-	-	-	-	-	-
Medium & Light Bomber . . . . .	-	-	-	-	-	-	-
Fighter . . . . .	6	-	-	6	-	-	-
Reconnaissance . . . . .	2	-	-	2	-	-	-
Transport . . . . .	-	-	-	-	-	-	-
Communications . . . . .	-	-	-	-	-	-	-
<b>Pacific Area - Total</b> . . . . .	80	1	25	25	16	13	-
Very Heavy Bomber . . . . .	2	-	-	-	-	2	-
Heavy Bomber . . . . .	33	1	10	9	8	5	-
Medium & Light Bomber . . . . .	37	-	15	13	6	3	-
Fighter . . . . .	2	-	-	-	-	2	-
Reconnaissance . . . . .	2	-	-	-	1	1	-
Transport . . . . .	4	-	-	3	1	-	-
Communications . . . . .	-	-	-	-	-	-	-
<b>China Area - Total</b> . . . . .	85	-	8	47	24	6	-
Very Heavy Bomber . . . . .	8	-	-	-	8	-	-
Heavy Bomber . . . . .	18	-	1	12	4	1	-
Medium & Light Bomber . . . . .	14	-	3	3	5	3	-
Fighter . . . . .	35	-	4	31	-	-	-
Reconnaissance . . . . .	2	-	-	1	-	1	-
Transport . . . . .	7	-	-	-	6	1	-
Communications . . . . .	1	-	-	-	1	-	-
<b>Alaska - Total</b> . . . . .	22	-	19	1	-	2	-
Heavy Bomber . . . . .	-	-	-	-	-	-	-
Medium & Light Bomber . . . . .	9	-	8	1	-	-	-
Fighter . . . . .	12	-	10	-	-	2	-
Reconnaissance . . . . .	1	-	1	-	-	-	-
Transport . . . . .	-	-	-	-	-	-	-
Communication . . . . .	-	-	-	-	-	-	-

Table 94.-- AIRCRAFT IN STORAGE AT AIR MATERIEL COMMAND INSTALLATIONS IN CONTINENTAL US, BY TYPE OF AIRCRAFT:  
SEP 1944 TO DEC 1946

(The number shown below represents about 90 percent of all aircraft in storage in Continental US.)

End of Month	Total	Very Heavy Bomber	Heavy Bomber	Medium & Light Bomber	Fighter	Transport	Trainer	Other <sup>a/</sup>
1944								
Sep. . . . .	1,780	-	b/	b/	b/	b/	b/	b/
Dec. . . . .	2,508	-	b/	b/	b/	b/	b/	b/
1945								
Jan. . . . .	3,551	-	1,184	702	568	58	940	99
Feb. . . . .	4,999	-	1,097	726	551	76	2,489	60
Mar. . . . .	5,370	-	987	772	410	91	2,946	164
Apr. . . . .	6,275	-	1,380	669	289	86	2,697	1,154
May. . . . .	7,311	-	1,897	797	123	88	2,633	1,773
Jun. . . . .	10,844	-	4,303	1,017	455	75	2,636	2,358
Jul. . . . .	12,977	-	5,481	1,746	1,465	564	1,258	2,463
Aug. . . . .	13,777	52	5,408	1,908	2,344	662	274	3,129
Sep. . . . .	13,913	81	4,389	1,916	2,752	802	679	3,294
Oct. . . . .	14,122	392	4,055	1,882	3,140	748	656	3,249
Nov. . . . .	15,904	1,604	3,077	1,999	4,011	655	1,456	3,102
Dec. . . . .	15,688	2,062	1,159	2,012	4,071	656	2,365	3,363
1946								
Jan. . . . .	16,659	2,179	702	2,066	4,309	521	3,529	3,353
Feb. . . . .	16,951	2,226	481	2,108	4,577	636	3,776	3,147
Mar. . . . .	17,163	2,345	395	2,101	4,720	704	3,737	3,161
Apr. . . . .	16,550	2,434	288	1,959	4,677	743	3,658	2,791
May. . . . .	16,116	2,444	202	1,837	4,459	681	3,796	2,697
Jun. . . . .	16,038	2,467	151	1,797	4,649	625	3,733	2,616
Jul. . . . .	15,629	2,400	150	1,790	4,656	589	3,510	2,534
Aug. . . . .	13,595	2,378	135	1,791	4,606	545	3,060	1,080
Sep. . . . .	13,190	2,387	146	1,796	4,426	534	2,656	1,245
Oct. . . . .	12,813	2,375	141	1,794	4,213	541	2,496	1,253
Nov. . . . .	12,811	2,385	144	1,823	4,088	534	2,456	1,381
Dec. . . . .	12,682	2,417	137	1,851	3,930	512	2,467	1,368

<sup>a/</sup> Includes reconnaissance and communications airplanes, gliders and anti-aircraft targets.<sup>b/</sup> Not available.Table 95.-- STORAGE SPACE AT AIR MATERIEL COMMAND AIR AND SPECIALIZED DEPOTS IN CONTINENTAL US:  
MAR 1944 TO DEC 1946

Note.-- In thousands of square feet. Gross covered space is computed from all inside dimensions of warehouses and sheds. Net covered space excludes offices, rest rooms, aisles and receiving, shipping and packing areas. Storage space of open hard surfaced and unsurfaced areas includes square feet actually occupied.

End of Month	Gross Covered	Net Covered	Open Hard Surfaced	Open Unsurfaced
1944				
Mar. . . . .	a/	34,529	-	-
Jun. . . . .	a/	34,308	-	-
Sep. . . . .	a/	b/ 34,672	-	-
Dec. . . . .	60,178	35,032	-	-
1945				
Mar. . . . .	59,849	36,131	-	-
Jun. . . . .	59,072	35,647	-	-
Sep. . . . .	57,620	35,202	10,943	-
Dec. . . . .	57,119	35,983	12,932	-
1946				
Mar. . . . .	50,692	32,360	16,587	-
Jun. . . . .	47,325	30,693	15,613	8,663
Sep. . . . .	43,936	28,738	12,862	8,499
Dec. . . . .	42,160	27,602	12,365	8,321

<sup>a/</sup> Not available.<sup>b/</sup> Estimated.

Source of above tables: Air Materiel Command, Statistical Control Office.

Table 96.-- DISPOSITION OF AIRPLANES EXCESS TO MILITARY REQUIREMENTS IN CONTINENTAL US AND

Note.-- Figures in parenthesis represent net gains to inventory from those airplanes previously disposed of and to Foreign Liquidation Commission overseas. Transfers to other Government agencies are also included ferred to such activities as ground instruction.

Line No.	Type of Airplane and Type of Disposition	Total	Prior to 1945 <sup>a/</sup>	1945	1946	1945						
						Jan	Feb	Mar	Apr	May	Jun	Jul
1	<u>Total AAF</u> . . . . .	57,964	14,993	34,118	8,853	2,267	2,182	1,752	1,819	1,911	1,348	3,209
2	Transfers . . . . .	49,764	14,667	29,789	5,308	2,230	2,140	1,549	1,440	1,473	1,155	3,088
3	Scrap and Other . . . . .	8,200	326	4,329	3,545	37	40	203	379	438	193	121
4	<u>Continental US - Total</u> . . . . .	50,217	14,993	31,420	3,804	2,267	2,182	1,752	1,819	1,911	1,336	3,183
5	Transfers . . . . .	47,130	14,667	29,386	3,077	2,230	2,140	1,549	1,440	1,473	1,143	3,062
6	Scrap and Other . . . . .	3,087	326	2,034	727	37	42	203	379	438	193	121
7	<u>Very Heavy Bomber - Total</u> . . . . .	-	-	2	(2)	-	-	-	-	-	-	-
8	Transfers . . . . .	-	-	-	-	-	-	-	-	-	-	-
9	Scrap and Other . . . . .	-	-	2	(2)	-	-	-	-	-	-	-
10	<u>Heavy Bomber - Total</u> . . . . .	10,792	41	9,218	1,533	9	6	9	56	230	454	281
11	Transfers . . . . .	10,302	39	8,845	1,418	3	3	-	3	161	404	245
12	Scrap and Other . . . . .	490	2	373	115	6	3	9	53	69	50	36
13	<u>Medium/Light Bomber-Total</u> . . . . .	3,814	651	2,878	285	198	211	179	188	236	147	83
14	Transfers . . . . .	3,210	554	2,470	186	195	201	162	100	79	133	59
15	Scrap and Other . . . . .	604	97	408	99	3	10	17	88	157	14	24
16	<u>Fighter - Total</u> . . . . .	5,341	133	4,823	385	96	135	333	313	544	366	699
17	Transfers . . . . .	4,237	84	3,929	224	86	131	164	123	395	284	648
18	Scrap and Other . . . . .	1,104	49	894	161	10	4	169	190	149	82	51
19	<u>Reconnaissance - Total</u> . . . . .	564	108	246	210	15	9	3	2	9	7	7
20	Transfers . . . . .	478	85	210	183	13	10	3	-	6	7	5
21	Scrap and Other . . . . .	86	23	36	27	2	(1)	-	2	3	-	2
22	<u>Transports - Total</u> . . . . .	5,521	942	3,775	804	490	367	395	531	308	59	60
23	Transfers . . . . .	5,370	928	3,714	728	488	361	394	522	301	51	59
24	Scrap and Other . . . . .	151	14	61	76	2	6	1	9	7	8	1
25	<u>Trainer - Total</u> . . . . .	20,855	10,935	9,487	433	1,380	1,254	674	689	540	224	1,860
26	Transfers . . . . .	20,391	10,863	9,266	262	1,360	1,235	666	652	491	223	1,852
27	Scrap and Other . . . . .	464	72	221	171	20	19	8	37	49	1	8
28	<u>Communications - Total</u> . . . . .	3,330	2,183	991	156	79	200	159	40	44	79	193
29	Transfers . . . . .	3,142	2,114	952	76	85	199	160	40	40	41	194
30	Scrap and Other . . . . .	188	69	39	80	(6)	1	(1)	-	4	38	(1)
31	<u>Overseas - Total</u> . . . . .	7,747	-	2,698	5,049	-	-	-	-	-	12	26
32	Transfers . . . . .	2,634	-	403	2,231	-	-	-	-	-	12	26
33	Scrap and Other . . . . .	5,113	-	2,295	2,818	-	-	-	-	-	-	-
34	<u>Heavy Bomber - Total</u> . . . . .	432	-	172	260	-	-	-	-	-	-	-
35	Transfers . . . . .	7	-	1	6	-	-	-	-	-	-	-
36	Scrap and Other . . . . .	425	-	171	254	-	-	-	-	-	-	-
37	<u>Medium/Light Bomber-Total</u> . . . . .	1,264	-	538	726	-	-	-	-	-	-	-
38	Transfers . . . . .	88	-	32	56	-	-	-	-	-	-	-
39	Scrap and Other . . . . .	1,176	-	506	670	-	-	-	-	-	-	-
40	<u>Fighters - Total</u> . . . . .	2,859	-	1,546	1,313	-	-	-	-	-	-	-
41	Transfers . . . . .	114	-	55	59	-	-	-	-	-	-	-
42	Scrap and Other . . . . .	2,745	-	1,491	1,254	-	-	-	-	-	-	-
43	<u>Reconnaissance - Total</u> . . . . .	372	-	97	275	-	-	-	-	-	-	-
44	Transfers . . . . .	19	-	9	10	-	-	-	-	-	-	-
45	Scrap and Other . . . . .	353	-	88	265	-	-	-	-	-	-	-
46	<u>Transport - Total</u> . . . . .	1,351	-	200	1,151	-	-	-	-	-	1	1
47	Transfers . . . . .	977	-	167	810	-	-	-	-	-	1	1
48	Scrap and Other . . . . .	374	-	33	341	-	-	-	-	-	-	-
49	<u>Trainer - Total</u> . . . . .	116	-	39	77	-	-	-	-	-	7	18
50	Transfers . . . . .	103	-	35	68	-	-	-	-	-	7	18
51	Scrap and Other . . . . .	13	-	4	9	-	-	-	-	-	-	-
52	<u>Communication - Total</u> . . . . .	1,353	-	106	1,247	-	-	-	-	-	4	7
53	Transfers . . . . .	1,326	-	104	1,222	-	-	-	-	-	4	7
54	Scrap and Other . . . . .	27	-	2	25	-	-	-	-	-	-	-

a/ May through December 1944.

OVERSEAS, BY TYPE OF AIRPLANE AND BY TYPE OF DISPOSITION: PRIOR TO 1945 AND JAN 1945 TO DEC 1946

as excess. Transfers are airplanes transferred principally to War Assets Administration in Continental US - in this category. Under Scrap and Other are included those airplanes scrapped directly by the AAF or trans-

1945 (Continued)					1946												Line No.
Aug	Sep	Oct	Nov	Dec	Jan	Feb	Mar	Apr	May	Jun	Jul	Aug	Sep	Oct	Nov	Dec	
2,158	3,476	6,337	4,056	3,603	1,631	909	734	2,081	734	904	634	829	183	227	297	240	1
2,052	3,405	4,932	3,287	3,038	1,293	503	393	906	328	736	388	558	141	167	243	202	2
106	71	1,405	769	565	338	406	341	1,175	406	168	246	271	42	60	54	38	3
2,151	3,425	5,156	3,414	2,824	1,283	606	423	471	251	156	185	151	56	89	72	61	4
2,045	3,354	4,925	3,285	2,740	1,212	489	333	411	197	99	144	78	28	40	23	23	5
106	71	231	129	84	71	117	90	60	54	57	41	73	28	49	49	38	6
-	-	1	1	-	(2)	-	-	-	-	-	-	-	-	-	-	-	7
-	-	-	-	-	-	-	-	-	-	-	-	-	-	-	-	-	8
-	-	1	1	-	(2)	-	-	-	-	-	-	-	-	-	-	-	9
475	1,626	2,082	1,966	2,024	737	236	108	178	97	46	50	41	6	19	4	11	10
457	1,591	2,049	1,928	2,001	732	199	95	167	84	35	43	29	4	20	2	8	11
18	35	33	38	23	5	37	13	11	13	11	7	12	2	(1)	2	3	12
120	580	603	229	104	88	27	42	65	21	15	7	3	9	3	3	2	13
102	576	576	191	96	72	15	21	49	21	6	2	(2)	4	1	-	(3)	14
18	4	27	38	8	16	12	21	16	-	9	5	5	5	2	3	5	15
358	455	922	357	245	125	43	44	37	15	16	15	11	16	34	19	10	16
325	425	819	316	213	100	22	19	27	10	5	4	1	5	15	13	3	17
33	30	103	41	32	25	21	25	10	5	11	11	10	11	19	6	7	18
7	21	108	50	8	79	42	6	5	37	7	6	10	-	6	11	1	19
6	21	66	67	6	78	42	5	4	37	3	4	9	-	(1)	1	1	20
1	-	42	(17)	2	1	-	1	1	-	4	2	1	-	7	10	-	21
64	139	770	393	199	198	147	182	75	10	37	70	46	10	5	6	18	22
58	138	767	380	195	189	127	175	68	4	34	66	40	8	3	1	13	23
6	1	3	13	4	9	20	7	7	6	3	4	6	2	2	5	5	24
1,088	566	655	338	219	56	76	32	106	44	29	15	21	10	18	16	10	25
1,075	552	632	323	205	42	55	14	94	19	20	7	(1)	6	2	4	-	26
13	14	23	15	14	14	21	18	12	25	9	8	22	4	16	12	10	27
39	38	15	80	25	2	35	9	5	27	6	22	19	5	4	13	9	28
22	51	16	80	24	(1)	29	4	2	22	(4)	18	2	1	-	2	1	29
17	(13)	(1)	-	1	3	6	5	3	5	10	4	17	4	4	11	8	30
7	51	1,181	642	779	348	303	311	1,610	483	748	449	678	127	138	225	179	31
7	51	7	2	298	81	14	60	495	131	637	244	480	113	127	220	179	32
-	-	1,174	640	481	267	289	251	1,115	352	111	205	198	14	11	5	-	33
-	-	13	138	21	3	2	11	119	45	(1)	1	60	9	9	-	2	34
-	-	-	1	-	-	-	-	-	-	-	-	3	-	-	-	-	35
-	-	13	137	21	3	2	10	119	45	(1)	1	57	9	9	-	-	36
-	-	2	337	92	107	99	28	100	318	99	6	24	52	(1)	2	(1)	37
-	-	2	-	30	45	-	-	-	-	(1)	-	14	(2)	1	(1)	-	38
-	-	337	92	77	54	28	100	318	99	7	24	38	1	1	-	-	39
-	-	36	798	383	329	119	11	92	610	129	98	110	100	1	1	11	40
-	-	36	-	19	18	-	2	-	-	-	-	4	(2)	-	6	31	41
-	-	798	383	310	101	11	90	610	129	98	110	96	3	1	5	-	42
1	-	24	11	61	84	-	-	47	53	6	70	12	2	-	1	-	43
1	-	-	-	8	1	-	-	1	1	-	-	5	1	-	1	-	44
-	-	24	11	53	83	-	-	46	52	6	70	7	1	-	-	-	45
5	3	7	18	165	37	249	74	249	73	68	47	305	(33)	23	22	37	46
5	3	5	1	151	17	12	25	241	46	68	47	305	(33)	23	22	37	47
-	-	2	17	14	20	237	49	8	27	-	-	-	-	-	-	-	48
-	8	-	-	6	-	8	4	50	4	(1)	2	5	-	-	5	-	49
-	8	-	-	2	-	2	2	49	4	(1)	2	5	-	-	5	-	50
-	-	-	-	4	-	6	2	1	-	-	-	-	-	-	-	-	51
1	2	2	-	90	6	5	30	217	80	22	195	144	149	103	187	109	52
1	2	2	-	88	-	-	30	204	80	21	195	144	149	103	187	109	53
-	-	-	-	2	6	5	-	13	-	1	-	-	-	-	-	-	54

Table 97.-- SELECTED AIRCRAFT ENGINES ON HAND IN CONTINENTAL US, BY TYPE AND SERIES -- NUMBER INSTALLED AND STATUS OF SPARE ENGINES: MAR 1944 TO DEC 1946

(Figures are as of end of month. Spare engines include serviceable and reparable engines.)

Type and Series	1944				1945				1946			
	Mar a/	Jun a/	Sep b/	Dec b/	Mar a/	Jun	Sep	Dec	Mar	Jun	Sep	Dec
<b>R-3350-Total.</b>	1,159	1,433	3,299	3,884	5,295	14,947	18,745	22,467	24,810	25,068	24,956	25,883
Installed .	972	1,188	1,932	2,280	3,372	5,612	7,624	10,880	11,152	11,836	11,900	11,776
Serviceable	137	46	824	745	1,486	5,779	6,547	7,478	9,492	7,290	7,637	7,841
Reparable .	50	199	543	859	437	3,556	4,574	4,109	4,166	5,942	5,419	6,266
<b>R-2800-Total.</b>	6,506	6,585	9,214	9,619	9,553	22,571	26,606	27,397	24,639	22,257	14,171	13,870
Installed .	4,753	3,514	4,505	4,303	3,761	7,608	8,575	8,382	4,714	6,452	6,392	6,416
Serviceable	1,118	1,853	2,151	1,627	2,826	9,396	9,231	11,379	12,143	11,688	7,012	6,538
Reparable .	635	1,218	2,558	3,689	2,966	5,567	8,800	7,636	7,782	4,117	767	916
<b>R-2600-Total.</b>	6,809	9,160	11,860	12,966	16,685	11,951	12,489	11,597	10,982	9,799	5,858	6,572
Installed .	4,776	5,082	5,805	5,797	6,242	5,528	5,536	4,266	4,032	3,066	2,932	2,886
Serviceable	1,348	2,820	3,938	4,724	5,561	3,359	2,339	3,110	2,820	2,683	2,313	2,036
Reparable .	685	1,258	2,117	2,445	4,882	3,064	4,614	4,221	4,130	4,050	613	1,650
<b>R-2000-Total.</b>	528	877	1,389	1,386	1,244	3,578	3,252	3,982	4,130	3,650	3,475	3,573
Installed .	28	244	680	348	300	424	596	984	1,360	1,328	1,252	1,408
Serviceable	352	260	420	710	349	2,350	1,318	1,769	1,715	1,540	1,184	1,401
Reparable .	148	373	289	328	595	804	1,338	1,229	1,055	782	1,039	764
<b>R-1830-Total.</b>	19,306	25,223	25,642	25,940	28,705	36,524	29,209	29,188	23,666	18,355	11,583	11,393
Installed .	13,772	15,392	13,448	12,544	11,614	13,678	10,726	7,914	4,836	3,355	2,893	2,795
Serviceable	2,605	5,784	4,246	5,242	8,896	9,782	8,858	10,973	11,957	11,230	7,891	7,673
Reparable .	2,929	4,047	7,948	8,154	8,195	13,064	9,625	10,301	6,873	3,770	799	925
<b>R-1820-Total.</b>	16,734	20,082	20,783	22,630	22,076	26,683	29,214	17,462	10,132	6,124	3,936	3,860
Installed .	11,333	12,147	11,692	10,330	9,640	13,100	12,992	3,612	2,064	1,539	1,391	1,399
Serviceable	3,217	3,930	3,766	6,114	6,435	9,878	10,811	11,266	7,511	4,383	2,387	2,249
Reparable .	2,184	4,005	5,325	6,186	6,001	3,705	5,411	2,584	557	202	158	212
<b>R-1340-Total.</b>	5,473	5,895	6,233	6,845	8,144	8,029	7,575	6,720	3,079	6,449	6,215	5,990
Installed .	3,843	3,994	4,605	5,031	5,193	5,269	4,926	4,000	2,083	3,711	3,679	3,476
Serviceable	1,054	695	1,042	970	2,273	1,638	1,698	1,609	827	1,245	1,163	830
Reparable .	576	1,206	586	844	678	1,122	951	1,111	169	1,493	1,373	1,684
<b>R-985-Total.</b>	14,420	15,822	14,976	13,201	12,604	12,772	10,620	10,201	7,338	7,603	6,760	6,600
Installed .	10,995	11,316	10,474	8,753	6,905	6,857	5,334	4,952	3,264	4,069	3,883	3,796
Serviceable	2,427	2,112	1,807	1,793	3,506	3,624	3,278	3,037	2,541	1,922	1,465	1,114
Reparable .	998	2,394	2,695	2,655	2,193	2,291	2,008	2,212	1,533	1,612	1,412	1,690
<b>R-680-Total.</b>	8,073	8,663	8,682	7,203	5,420	3,492	3,228	2,059	1,306	1,287	1,236	1,236
Installed .	5,601	5,931	5,672	4,412	2,367	1,093	860	848	845	842	824	818
Serviceable	1,704	921	1,257	1,912	2,010	1,712	1,728	700	342	295	219	211
Reparable .	768	1,811	1,753	879	1,043	687	640	511	119	150	193	207
<b>R-670-Total.</b>	6,005	6,107	5,145	3,370	3,697	492	1,837	1,743	946	850	805	738
Installed .	3,720	3,690	2,676	1,528	1,497	85	375	208	204	151	144	137
Serviceable	1,914	1,649	1,010	770	1,036	405	657	679	670	662	646	585
Reparable .	371	768	1,459	1,072	1,164	2	805	856	72	37	15	16
<b>V-1710-Total.</b>	8,121	10,544	12,188	12,795	13,703	13,607	12,601	9,290	6,918	5,096	1,095	977
Installed .	4,085	4,053	4,149	3,878	3,279	3,522	2,804	1,257	760	478	423	413
Serviceable	2,794	4,149	4,745	5,031	5,286	6,666	6,171	6,748	5,552	4,314	514	522
Reparable .	1,242	2,342	3,294	3,886	5,138	3,419	3,626	1,285	606	304	158	42
<b>V-1650-Total.</b>	1,461	1,864	2,355	2,523	3,585	4,777	7,391	9,028	8,534	7,249	6,847	6,766
Installed .	633	696	764	770	1,017	1,415	2,503	2,898	2,855	2,765	2,693	2,598
Serviceable	341	662	1,035	1,102	1,599	2,463	3,018	4,438	4,460	4,196	3,665	3,443
Reparable .	487	506	556	651	969	899	1,870	1,692	1,219	288	489	725
<b>Q-435-Total.</b>	943	1,198	1,026	1,033	1,096	1,255	1,640	1,658	1,409	1,319	952	886
Installed .	750	671	591	594	547	470	423	606	545	509	481	427
Serviceable	133	396	203	266	298	390	384	554	612	480	405	323
Reparable .	60	131	232	173	251	395	833	498	252	330	66	136
<b>Q-170-Total.</b>	3,942	4,021	2,894	2,450	2,489	2,469	2,685	2,849	2,779	2,618	1,887	2,018
Installed .	2,245	2,341	1,184	449	380	344	200	277	241	235	219	341
Serviceable	1,568	1,504	721	976	891	1,192	1,128	1,298	1,367	1,269	1,201	1,152
Reparable .	129	176	989	1,025	1,218	933	1,357	1,274	1,171	1,114	467	525

a/ Excludes spare engines on hand in Air Materiel Command.

b/ Excludes spare engines on hand at factories and Government Furnished Equipment Warehouses.

g/ Excludes R-2800-75 and R-2000-11 engines.

Table 98.-- SELECTED AIRCRAFT ENGINES IN EUROPEAN AREA, BY TYPE AND SERIES -- NUMBER INSTALLED AND STATUS OF SPARE ENGINES: MAR 1944 TO DEC 1946

(Figures are as of end of month. Spare engines include serviceable and reparable engines.)

Type and Series	1944				1945				1946			
	Mar	Jun	Sep	Dec	Mar	Jun	Sep	Dec	Mar	Jun	Sep	Dec
<u>R-3350 - Total</u> . . .	-	-	-	-	-	-	-	4	4	4	4	4
Installed . . . . .	-	-	-	-	-	-	-	4	4	4	4	4
Serviceable . . . . .	-	-	-	-	-	-	-	-	-	-	-	-
Reparable . . . . .	-	-	-	-	-	-	-	-	-	-	-	-
<u>R-2800 - Total</u> . . .	6,299	7,729	8,690	10,352	11,265	8,956	6,213	4,952	3,507	2,756	1,737	1,302
Installed . . . . .	4,515	4,615	5,326	5,599	5,775	5,554	3,697	3,248	1,879	1,223	1,086	998
Serviceable . . . . .	1,150	2,067	2,361	3,770	3,128	2,052	1,427	1,303	1,140	753	390	249
Reparable . . . . .	634	1,047	1,003	983	2,362	1,350	1,089	401	688	780	261	55
<u>R-2600 - Total</u> . . .	2,348	3,197	3,731	3,842	3,782	2,520	846	401	368	209	144	43
Installed . . . . .	1,678	2,200	2,466	2,181	2,126	1,508	279	195	174	58	50	36
Serviceable . . . . .	575	902	1,025	1,428	1,099	631	274	141	114	88	78	2
Reparable . . . . .	95	95	240	233	557	381	293	65	80	63	16	5
<u>R-2000 - Total</u> . . .	2	-	13	58	41	41	69	78	77	48	88	34
Installed . . . . .	-	-	-	-	-	2	4	-	4	-	4	4
Serviceable . . . . .	2	-	11	47	36	20	43	56	53	2	35	20
Reparable . . . . .	-	-	2	11	5	19	22	22	20	46	49	10
<u>R-1830 - Total</u> . . .	12,243	21,175	20,539	23,198	22,675	12,548	5,026	2,767	2,255	2,005	1,853	1,131
Installed . . . . .	9,080	14,742	14,291	14,187	14,180	5,138	1,940	1,744	1,258	1,176	988	882
Serviceable . . . . .	2,553	4,413	4,167	5,806	4,303	3,756	812	756	619	211	267	122
Reparable . . . . .	610	2,020	2,081	3,205	4,192	3,654	2,274	267	378	618	598	127
<u>R-1820 - Total</u> . . .	10,750	13,261	13,866	18,960	20,565	14,269	11,285	4,664	3,777	2,159	1,653	1,002
Installed . . . . .	7,420	8,348	8,930	12,093	13,158	5,392	4,200	2,244	2,596	1,364	924	616
Serviceable . . . . .	2,112	2,900	2,802	2,811	3,107	6,556	2,717	1,942	931	696	668	377
Reparable . . . . .	1,218	2,013	2,134	4,056	4,300	2,321	4,368	478	250	99	61	9
<u>R-1340 - Total</u> . . .	14	202	294	434	409	483	428	311	267	240	235	211
Installed . . . . .	6	a/ 175	201	224	246	337	305	288	252	162	150	129
Serviceable . . . . .	7	25	86	181	133	114	53	18	8	32	37	58
Reparable . . . . .	1	2	7	29	30	32	70	5	7	46	48	24
<u>R-985 - Total</u> . . . .	2	2	60	78	139	183	157	166	191	417	462	465
Installed . . . . .	2	-	47	50	88	116	100	124	126	342	412	404
Serviceable . . . . .	-	2	13	22	43	50	35	34	38	47	38	49
Reparable . . . . .	-	-	-	6	8	17	22	8	27	28	12	12
<u>R-680 - Total</u> . . . .	-	-	10	57	45	49	37	21	30	15	12	-
Installed . . . . .	-	-	-	44	23	20	14	19	14	-	-	-
Serviceable . . . . .	-	-	10	10	12	15	9	-	12	10	10	-
Reparable . . . . .	-	-	-	3	10	14	14	2	4	5	2	-
<u>R-670 - Total</u> . . . .	3	-	-	10	7	10	9	7	-	-	-	-
Installed . . . . .	3	-	-	3	3	3	2	2	-	-	-	-
Serviceable . . . . .	-	-	-	7	4	7	6	-	-	-	-	-
Reparable . . . . .	-	-	-	-	-	-	1	5	-	-	-	-
<u>Y-1710 - Total</u> . . .	4,520	5,758	5,171	4,157	4,385	3,701	1,761	1,434	1,088	721	182	8
Installed . . . . .	2,869	2,865	2,651	2,091	2,044	1,675	807	829	425	278	58	2
Serviceable . . . . .	1,323	2,491	2,324	1,633	1,738	1,515	358	326	349	266	119	3
Reparable . . . . .	328	402	196	433	603	511	596	279	314	177	5	3
<u>Y-1650 - Total</u> . . .	1,723	2,619	3,450	3,977	4,408	4,814	3,191	1,637	1,672	1,028	910	741
Installed . . . . .	1,173	1,462	2,022	2,490	2,615	2,652	1,730	1,149	1,089	655	561	456
Serviceable . . . . .	398	831	1,140	1,094	821	1,776	206	237	357	307	256	204
Reparable . . . . .	152	326	288	393	972	386	1,255	251	226	66	93	81
<u>Q-435 - Total</u> . . . .	139	215	492	641	740	962	724	634	648	379	389	284
Installed . . . . .	129	a/ 190	422	430	494	35	459	403	383	292	244	225
Serviceable . . . . .	8	12	49	136	177	105	159	152	196	35	18	10
Reparable . . . . .	2	13	21	75	69	122	106	79	69	52	127	49
<u>Q-170 - Total</u> . . . .	144	600	1,344	1,994	2,035	2,523	1,396	1,633	1,451	1,077	626	198
Installed . . . . .	126	306	747	1,418	1,177	1,689	809	1,178	1,113	763	460	162
Serviceable . . . . .	4	280	546	349	615	461	282	256	147	119	98	11
Reparable . . . . .	14	14	51	227	243	373	305	199	191	195	68	25

a/ Estimated.

Table 99.-- SELECTED AIRCRAFT ENGINES IN CARIBBEAN AREA, BY TYPE AND SERIES -- NUMBER INSTALLED AND STATUS OF SPARE ENGINES: MAR 1944 TO DEC 1946

(Figures are as of end of month. Spare engines include serviceable and reparable engines.)

Type and Series	1944				1945				1946			
	Mar	Jun	Sep	Dec	Mar	Jun	Sep	Dec	Mar	Jun	Sep a/	Dec
<u>R-3350 - Total</u> . . . . .	-	-	-	1	47	40	9	3	7	7	8	6
Installed . . . . .	-	-	-	-	-	-	-	-	4	4	5	4
Serviceable . . . . .	-	-	-	1	32	40	9	2	2	2	2	2
Reparable . . . . .	-	-	-	-	15	-	-	1	1	1	1	-
<u>R-2800 - Total</u> . . . . .	16	9	16	60	69	71	66	80	109	120	100	164
Installed . . . . .	1	-	4	42	48	48	38	38	64	77	58	101
Serviceable . . . . .	10	8	10	17	17	17	17	24	29	31	36	53
Reparable . . . . .	5	1	2	1	4	6	11	18	16	12	6	10
<u>R-2600 - Total</u> . . . . .	123	78	59	78	69	60	58	39	24	22	31	62
Installed . . . . .	48	29	26	42	34	14	18	18	14	16	12	38
Serviceable . . . . .	54	39	25	32	29	14	8	6	5	6	5	19
Reparable . . . . .	21	10	8	4	6	32	32	15	5	-	14	5
<u>R-2000 - Total</u> . . . . .	-	1	1	2	2	1	5	8	6	46	58	67
Installed . . . . .	-	-	-	-	-	-	-	-	-	24	28	20
Serviceable . . . . .	-	1	1	2	2	1	5	6	3	21	29	46
Reparable . . . . .	-	-	-	-	-	-	-	2	3	1	1	1
<u>R-1830 - Total</u> . . . . .	304	286	421	452	533	631	644	516	211	201	203	269
Installed . . . . .	171	182	283	334	334	356	376	336	134	146	133	166
Serviceable . . . . .	95	86	115	106	169	235	181	88	52	32	37	62
Reparable . . . . .	38	18	23	12	30	40	87	92	25	23	33	41
<u>R-1820 - Total</u> . . . . .	193	152	102	101	137	80	94	114	363	388	387	319
Installed . . . . .	81	65	58	52	57	33	29	50	293	308	300	248
Serviceable . . . . .	96	65	36	44	70	40	52	36	56	58	63	55
Reparable . . . . .	16	22	8	5	10	7	13	28	14	22	24	16
<u>R-1340 - Total</u> . . . . .	21	31	33	21	21	37	38	37	26	23	19	46
Installed . . . . .	9	13	16	12	12	22	21	21	15	15	14	34
Serviceable . . . . .	10	18	16	9	6	10	10	12	11	8	5	12
Reparable . . . . .	2	-	1	-	3	5	7	4	-	-	-	-
<u>R-985 - Total</u> . . . . .	36	81	99	108	120	126	156	157	114	70	69	162
Installed . . . . .	13	54	59	79	77	84	98	92	83	54	55	118
Serviceable . . . . .	19	22	34	29	32	37	51	46	25	14	12	39
Reparable . . . . .	4	5	6	-	11	5	7	19	6	2	2	5
<u>R-680 - Total</u> . . . . .	16	19	20	21	19	17	16	14	13	10	9	16
Installed . . . . .	8	11	12	9	8	7	7	6	6	4	7	6
Serviceable . . . . .	6	6	8	12	10	10	8	6	6	5	2	9
Reparable . . . . .	2	2	-	-	1	-	1	2	1	1	-	1
<u>R-670 - Total</u> . . . . .	1	-	-	-	-	-	-	-	-	-	-	-
Installed . . . . .	-	-	-	-	-	-	-	-	-	-	-	-
Serviceable . . . . .	1	-	-	-	-	-	-	-	-	-	-	-
Reparable . . . . .	-	-	-	-	-	-	-	-	-	-	-	-
<u>V-1710 - Total</u> . . . . .	408	357	331	273	319	644	671	630	34	18	13	10
Installed . . . . .	268	199	202	203	202	461	424	414	18	14	10	6
Serviceable . . . . .	66	116	102	61	78	141	210	199	-	4	3	4
Reparable . . . . .	74	42	27	9	39	42	37	17	16	-	-	-
<u>V-1650 - Total</u> . . . . .	-	2	-	-	-	-	-	-	-	-	-	10
Installed . . . . .	-	2	-	-	-	-	-	-	-	-	-	-
Serviceable . . . . .	-	-	-	-	-	-	-	-	-	-	-	10
Reparable . . . . .	-	-	-	-	-	-	-	-	-	-	-	-
<u>Q-435 - Total</u> . . . . .	-	-	1	1	1	1	2	2	2	1	2	11
Installed . . . . .	-	-	1	1	1	1	1	1	1	-	1	5
Serviceable . . . . .	-	-	-	-	-	-	1	1	1	1	1	6
Reparable . . . . .	-	-	-	-	-	-	-	-	-	-	-	-
<u>Q-170 - Total</u> . . . . .	43	52	58	53	51	27	17	12	5	2	3	6
Installed . . . . .	20	27	31	29	30	22	13	6	4	1	1	3
Serviceable . . . . .	17	18	25	24	21	5	4	5	-	-	1	2
Reparable . . . . .	6	7	2	-	-	-	-	1	1	1	1	1

a/ Estimated.



Table 100.-- SELECTED AIRCRAFT ENGINES IN PACIFIC AREA, BY TYPE AND SERIES -- NUMBER INSTALLED AND STATUS OF SPARE ENGINES: MAR 1944 TO DEC 1946

(Figures are as of end of month. Spare engines include serviceable and repairable engines.)

Type and Series	1944				1945				1946			
	Mar	Jun <sup>a/</sup>	Sep	Dec	Mar	Jun	Sep	Dec	Mar	Jun	Sep	Dec
<u>R-3350 - Total</u> . . .	-	-	-	1,378	3,856	6,179	6,692	3,543	3,144	1,343	1,352	1,037
Installed . . .	-	-	-	792	1,944	3,664	4,206	1,577	1,584	668	587	474
Serviceable . . .	-	-	-	577	1,755	1,565	1,452	1,475	1,340	506	413	400
Reparable . . .	-	-	-	9	157	950	1,034	491	220	169	352	163
<u>R-2800 - Total</u> . . .	1,017	1,619	1,819	2,338	2,359	3,459	4,122	3,429	3,978	4,023	3,412	3,249
Installed . . .	706	959	986	1,200	1,322	2,308	2,284	2,346	2,282	2,359	2,294	2,113
Serviceable . . .	86	299	538	786	686	836	1,595	892	1,292	1,264	851	990
Reparable . . .	225	361	295	352	351	315	243	191	404	400	267	146
<u>R-2600 - Total</u> . . .	2,582	3,098	3,934	3,474	2,634	2,163	2,030	1,515	1,731	1,707	1,374	581
Installed . . .	1,518	1,708	2,257	1,830	1,522	1,474	1,151	1,259	1,192	1,152	1,033	249
Serviceable . . .	687	920	1,200	1,004	400	414	710	132	391	304	229	226
Reparable . . .	377	470	477	640	712	275	169	124	148	251	112	106
<u>R-2000 - Total</u> . . .	3	35	43	46	33	173	101	81	167	536	545	539
Installed . . .	-	4	4	-	-	32	32	12	96	68	88	107
Serviceable . . .	3	25	32	38	17	125	39	27	53	386	281	366
Reparable . . .	-	6	7	8	16	16	30	42	18	82	176	66
<u>R-1830 - Total</u> . . .	5,361	7,687	9,026	8,747	7,910	6,929	5,783	3,454	3,404	3,351	2,264	1,558
Installed . . .	3,261	4,506	4,990	4,617	4,853	4,961	3,358	1,748	1,353	1,341	1,150	809
Serviceable . . .	1,044	1,618	2,168	1,799	1,407	793	1,651	1,079	1,352	1,208	807	627
Reparable . . .	1,056	1,563	1,868	2,331	1,650	1,175	774	627	699	802	307	122
<u>R-1820 - Total</u> . . .	459	353	271	337	205	403	579	572	593	608	547	503
Installed . . .	158	143	116	126	119	242	363	411	408	379	384	356
Serviceable . . .	208	144	120	92	39	98	200	144	136	180	139	85
Reparable . . .	93	66	35	119	47	63	16	17	49	49	24	62
<u>R-1340 - Total</u> . . .	19	30	38	32	40	112	110	124	178	192	184	221
Installed . . .	10	18	21	15	18	75	67	85	130	127	130	128
Serviceable . . .	8	9	13	7	18	30	42	32	42	37	43	82
Reparable . . .	1	3	4	10	4	7	1	7	6	28	11	11
<u>R-985 - Total</u> . . .	27	69	130	212	188	155	137	174	154	170	169	203
Installed . . .	20	52	83	109	87	91	86	141	107	106	121	124
Serviceable . . .	6	15	42	98	98	56	30	27	41	47	36	65
Reparable . . .	1	2	5	5	3	8	21	6	6	17	12	14
<u>R-680 - Total</u> . . .	13	15	2	11	4	4	2	21	2	2	3	-
Installed . . .	6	6	1	2	1	-	-	20	-	-	-	-
Serviceable . . .	6	8	1	5	2	3	2	1	2	2	2	-
Reparable . . .	1	1	-	4	1	1	-	-	-	-	1	-
<u>R-670 - Total</u> . . .	-	-	-	-	-	-	16	18	16	18	17	15
Installed . . .	-	-	-	-	-	-	-	-	-	2	1	1
Serviceable . . .	-	-	-	-	-	-	16	18	16	16	16	14
Reparable . . .	-	-	-	-	-	-	-	-	-	-	-	-
<u>V-1710 - Total</u> . . .	2,572	3,027	3,302	3,743	2,732	3,279	3,104	2,006	2,400	2,301	824	521
Installed . . .	1,188	1,413	1,770	1,638	1,417	1,883	1,794	1,641	1,692	1,421	228	91
Serviceable . . .	790	1,040	1,198	1,304	1,030	1,095	1,183	330	626	719	537	384
Reparable . . .	594	574	334	801	285	301	127	35	82	161	59	46
<u>V-1650 - Total</u> . . .	8	1	14	371	972	1,854	1,667	944	1,000	1,213	1,018	997
Installed . . .	1	-	6	305	613	925	851	727	679	784	665	679
Serviceable . . .	6	1	8	63	314	814	729	180	204	167	145	118
Reparable . . .	1	-	-	3	45	115	87	37	117	262	208	200
<u>O-435 - Total</u> . . .	47	70	156	249	326	391	376	310	461	514	548	452
Installed . . .	47	38	99	185	183	259	288	255	319	373	392	322
Serviceable . . .	-	10	44	52	95	88	33	28	81	86	98	97
Reparable . . .	-	22	13	12	48	44	55	27	61	55	58	33
<u>O-170 - Total</u> . . .	99	289	437	379	415	395	73	13	-	583	466	402
Installed . . .	27	175	297	238	223	268	33	13	-	394	322	273
Serviceable . . .	61	84	120	115	177	75	35	-	-	130	101	98
Reparable . . .	11	30	20	26	15	52	5	-	-	59	43	31

<sup>a/</sup> Includes May figures for Thirteenth Air Force. June data not available for that Air Force.

Table 101.-- SELECTED AIRCRAFT ENGINES IN CHINA AREA, BY TYPE AND SERIES -- NUMBER INSTALLED AND STATUS OF SPARE ENGINES: MAR 1944 TO DEC 1946

(Figures are as of end of month. Spare engines include serviceable and reparable engines.)

Type and Series	1944				1945				1946			
	Mar	Jun	Sep	Dec	Mar	Jun	Sep	Dec	Mar	Jun	Sep	Dec
<u>R-3350 - Total</u> . . . . .	-	1,004	907	1,011	1,028	8	4	-	-	-	-	-
Installed . . . . .	-	536	648	648	582	-	-	-	-	-	-	-
Serviceable . . . . .	-	345	51	140	328	8	4	-	-	-	-	-
Reparable . . . . .	-	123	208	223	118	-	-	-	-	-	-	-
<u>R-2800 - Total</u> . . . . .	292	1,288	1,333	1,704	2,264	3,510	2,780	1,236	1,001	19	13	17
Installed . . . . .	2	797	607	758	691	1,833	1,264	767	702	7	8	8
Serviceable . . . . .	39	270	256	449	818	1,484	1,444	305	267	2	1	7
Reparable . . . . .	251	221	470	497	755	993	72	164	32	10	4	2
<u>R-2600 - Total</u> . . . . .	737	1,306	1,237	1,429	1,492	1,367	994	229	125	-	-	-
Installed . . . . .	533	881	896	766	772	690	550	122	118	-	-	-
Serviceable . . . . .	128	307	205	384	538	457	398	59	2	-	-	-
Reparable . . . . .	76	118	136	279	182	220	46	48	5	-	-	-
<u>R-2000 - Total</u> . . . . .	7	23	34	105	97	383	128	34	17	-	-	20
Installed . . . . .	-	4	-	-	-	-	-	8	-	-	-	12
Serviceable . . . . .	5	14	23	100	51	226	124	4	-	-	-	8
Reparable . . . . .	2	5	11	5	46	157	4	22	17	-	-	-
<u>R-1830 - Total</u> . . . . .	2,213	3,238	3,421	3,497	4,269	5,321	3,426	833	389	216	211	205
Installed . . . . .	776	1,600	1,658	1,756	1,507	1,451	1,492	346	256	131	134	130
Serviceable . . . . .	1,032	926	854	523	1,216	2,046	1,809	259	83	76	54	54
Reparable . . . . .	405	712	909	1,218	1,546	1,824	125	228	50	9	23	21
<u>R-1820 - Total</u> . . . . .	30	52	80	38	65	115	74	14	10	-	-	-
Installed . . . . .	8	31	26	15	33	53	22	5	1	-	-	-
Serviceable . . . . .	12	8	33	18	22	58	52	9	5	-	-	-
Reparable . . . . .	10	13	21	5	10	4	-	-	4	-	-	-
<u>R-1340 - Total</u> . . . . .	57	87	103	150	148	154	139	8	2	-	-	-
Installed . . . . .	41	a/ 54	52	89	84	84	94	2	2	-	-	-
Serviceable . . . . .	13	26	24	46	42	35	43	3	-	-	-	-
Reparable . . . . .	3	7	27	15	22	35	2	3	-	-	-	-
<u>R-985 - Total</u> . . . . .	12	26	70	91	126	119	145	31	11	-	-	-
Installed . . . . .	2	a/ 15	39	76	73	65	104	25	11	-	-	-
Serviceable . . . . .	10	9	21	12	48	47	37	4	-	-	-	-
Reparable . . . . .	-	2	10	3	5	7	4	2	-	-	-	-
<u>R-680 - Total</u> . . . . .	88	67	62	51	30	30	22	-	-	-	-	-
Installed . . . . .	58	a/ 24	20	18	7	7	2	-	-	-	-	-
Serviceable . . . . .	30	32	31	24	21	16	20	-	-	-	-	-
Reparable . . . . .	-	11	11	9	2	7	-	-	-	-	-	-
<u>R-670 - Total</u> . . . . .	53	63	57	39	25	29	16	5	-	-	-	-
Installed . . . . .	14	a/ 27	15	12	10	6	6	-	-	-	-	-
Serviceable . . . . .	37	34	28	13	9	18	9	3	-	-	-	-
Reparable . . . . .	2	2	14	14	6	5	1	2	-	-	-	-
<u>V-1710 - Total</u> . . . . .	1,433	2,043	1,561	1,685	1,696	1,705	985	229	56	-	-	-
Installed . . . . .	932	1,099	748	660	767	852	636	69	56	-	-	-
Serviceable . . . . .	341	668	387	605	685	688	318	126	-	-	-	-
Reparable . . . . .	160	276	426	420	244	165	31	34	-	-	-	-
<u>V-1650 - Total</u> . . . . .	13	238	398	763	1,166	1,306	1,163	479	311	-	-	-
Installed . . . . .	2	154	307	400	550	641	773	301	282	-	-	-
Serviceable . . . . .	10	74	34	247	550	455	334	125	20	-	-	-
Reparable . . . . .	1	10	57	116	66	210	56	53	9	-	-	-
<u>Q-435 - Total</u> . . . . .	177	319	352	447	560	661	515	41	10	4	4	10
Installed . . . . .	138	a/222	240	341	376	372	325	20	5	2	2	8
Serviceable . . . . .	28	52	33	18	106	157	177	9	2	2	2	2
Reparable . . . . .	11	45	79	88	78	132	13	12	3	-	-	-
<u>Q-170 - Total</u> . . . . .	42	45	27	48	74	65	45	1	-	-	-	-
Installed . . . . .	11	a/ 9	4	31	34	21	15	-	-	-	-	-
Serviceable . . . . .	31	22	18	3	25	33	30	1	-	-	-	-
Reparable . . . . .	-	14	5	14	15	11	-	-	-	-	-	-

a/ Estimated.

Table 102.-- SELECTED AIRCRAFT ENGINES IN ALASKA, BY TYPE AND SERIES -- NUMBER INSTALLED AND STATUS OF SPARE ENGINES: MAR 1944 TO DEC 1946

(Figures are as of end of month. Spare engines include serviceable and reparable engines.)

Type and Series	1944				1945				1946			
	Mar	Jun	Sep	Dec	Mar	Jun	Sep	Dec	Mar	Jun	Sep	Dec
<u>R-3350 - Total</u>	-	-	-	-	6	2	10	29	22	21	171	254
Installed	-	-	-	-	4	-	4	16	13	9	64	161
Serviceable	-	-	-	-	2	2	6	12	7	12	104	91
Reparable	-	-	-	-	-	-	-	1	2	-	3	2
<u>R-2800 - Total</u>	44	35	41	43	73	64	57	68	81	21	17	32
Installed	26	26	26	26	44	32	22	31	18	12	11	20
Serviceable	17	9	14	16	27	28	26	28	40	6	6	12
Reparable	1	-	1	1	2	4	9	9	23	3	-	-
<u>R-2600 - Total</u>	107	101	148	126	137	92	102	35	50	5	7	7
Installed	54	58	98	90	86	59	50	10	6	4	6	6
Serviceable	53	42	48	35	46	27	41	16	16	1	1	1
Reparable	-	1	2	1	5	6	11	9	28	-	-	-
<u>R-2000 - Total</u>	-	-	-	-	6	-	4	6	16	23	31	30
Installed	-	-	-	-	4	-	-	4	8	16	16	16
Serviceable	-	-	-	-	2	-	2	2	8	6	14	8
Reparable	-	-	-	-	-	-	2	-	-	1	1	6
<u>R-1830 - Total</u>	200	208	195	166	219	258	278	332	334	251	208	202
Installed	86	142	136	128	150	105	126	154	163	145	130	134
Serviceable	105	65	58	34	56	126	87	132	118	89	71	55
Reparable	9	1	1	4	13	27	65	46	53	17	7	13
<u>R-1820 - Total</u>	23	16	12	10	24	23	29	40	41	31	30	31
Installed	8	6	4	4	16	14	16	24	24	19	22	24
Serviceable	15	10	8	4	8	9	13	16	17	8	7	7
Reparable	-	-	-	2	-	-	-	-	-	4	1	-
<u>R-1340 - Total</u>	43	40	34	34	34	30	29	34	33	24	20	21
Installed	23	24	22	23	18	14	13	22	20	12	11	10
Serviceable	20	16	12	11	15	13	14	7	6	7	9	11
Reparable	-	-	-	-	1	3	2	5	7	5	-	-
<u>R-985 - Total</u>	10	15	17	23	49	53	58	59	59	66	51	52
Installed	8	10	12	18	36	28	30	36	34	39	33	36
Serviceable	2	5	5	5	13	23	26	21	22	19	14	15
Reparable	-	-	-	-	-	2	2	2	3	8	4	1
<u>R-680 - Total</u>	9	10	8	7	8	7	7	11	13	7	7	-
Installed	3	4	4	4	5	5	5	7	8	4	4	-
Serviceable	6	6	4	3	3	2	1	3	3	3	3	-
Reparable	-	-	-	-	-	-	1	1	2	-	-	-
<u>R-670 - Total</u>	-	-	-	-	-	-	-	4	4	1	-	-
Installed	-	-	-	-	-	-	-	-	-	1	-	-
Serviceable	-	-	-	-	-	-	-	4	4	-	-	-
Reparable	-	-	-	-	-	-	-	-	-	-	-	-
<u>V-1710 - Total</u>	417	264	277	282	446	566	601	516	357	329	296	244
Installed	189	184	167	147	261	278	227	198	196	194	180	128
Serviceable	216	74	104	118	158	234	253	192	154	135	116	116
Reparable	12	6	6	17	27	54	121	126	7	-	-	-
<u>V-1650 - Total</u>	-	-	-	-	7	2	2	7	6	12	84	84
Installed	-	-	-	-	3	1	1	4	2	2	39	38
Serviceable	-	-	-	-	3	1	1	3	4	10	45	45
Reparable	-	-	-	-	1	-	-	-	-	-	-	1
<u>Q-435 - Total</u>	-	-	-	-	5	1	1	4	6	23	25	28
Installed	-	-	-	-	1	1	1	3	4	13	16	19
Serviceable	-	-	-	-	2	-	-	1	1	9	9	9
Reparable	-	-	-	-	2	-	-	-	1	1	-	-
<u>Q-170 - Total</u>	9	8	7	7	8	3	-	6	1	2	-	-
Installed	4	3	2	2	2	2	-	-	-	-	-	-
Serviceable	5	5	5	5	6	1	-	6	1	-	-	-
Reparable	-	-	-	-	-	-	-	-	-	2	-	-

Table 103.-- AVERAGE MAN-HOURS EXPENDED PER MAJOR AIRPLANE ENGINE OVERHAUL AT AIR MATERIEL COMMAND AIR DEPOTS IN CONTINENTAL US, BY TYPE OF ENGINE: QUARTERLY, 3RD QUARTER 1943 TO 1946

Note.--Major engine overhaul includes disassembly, cleaning, inspection, repair, sub-assembly, final assembly, block testing (subsequent to December 1946) and preparation for storage.

Quarter	Type of Engine									
	R-1340	V-1650	V-1710	R-1820	R-1830	R-2000	R-2600	R-2800	R-3350	J-Type
1943										
3rd Qtr. . . . .	175	482	337	236	341	a/	478	559	b/	a/
4th Qtr. . . . .	163	447	273	172	245	a/	332	474	509	a/
1944										
1st Qtr. . . . .	109	376	203	125	184	a/	277	366	401	a/
2nd Qtr. . . . .	103	234	174	131	168	b/	200	298	307	a/
3rd Qtr. . . . .	87	253	156	101	163	182	206	262	260	a/
4th Qtr. . . . .	88	231	131	113	150	373	230	251	253	a/
1945										
1st Qtr. . . . .	64	251	134	104	147	211	206	242	253	a/
2nd Qtr. . . . .	69	259	153	93	141	220	200	241	247	322
3rd Qtr. . . . .	79	276	117	80	135	248	153	241	244	690
4th Qtr. . . . .	228	a/	a/	a/	137	250	159	193	209	531
1946										
1st Qtr. . . . .	a/	a/	a/	a/	200	213	270	294	284	297
2nd Qtr. . . . .	180	a/	a/	a/	256	234	356	a/	348	284
3rd Qtr. . . . .	216	a/	a/	a/	a/	257	a/	a/	406	336
4th Qtr. . . . .	264	a/	a/	a/	a/	331	a/	a/	462	414

a/ No overhauls during period.

b/ Not available.

Table 104.-- AVERAGE OPERATING HOURS OF AIRPLANE ENGINES SINCE MANUFACTURE OR BETWEEN MAJOR OVERHAUL IN CONTINENTAL US, BY TYPE OF ENGINE: QUARTERLY, 1945 TO 1946

(Based on engines disassembled at overhaul activities.)

Quarter	Type of Engine									
	R-1340	V-1650	V-1710	R-1820	R-1830	R-2000	R-2600	R-2800	R-3350	J-Type
1945										
1st Qtr. . . . .	835	302	362	591	580	718	508	469	180	a/
2nd Qtr. . . . .	786	200	387	609	562	741	534	500	247	a/
3rd Qtr. . . . .	775	411	425	611	620	764	a/	464	245	a/
4th Qtr. . . . .	852	a/	a/	a/	663	777	649	544	246	a/
1946										
1st Qtr. . . . .	827	a/	a/	a/	664	802	633	a/	238	17
2nd Qtr. . . . .	b/ 840	a/	a/	a/	a/	667	556	a/	180	14
3rd Qtr. . . . .	877	a/	a/	a/	a/	577	a/	a/	216	22
4th Qtr. . . . .	796	a/	a/	a/	a/	663	a/	a/	170	28

a/ No overhauls or insufficient engines disassembled to provide a reliable average.

b/ Estimated.

Source of above tables: Air Materiel Command, Statistical Control Office.

Table 105.-- FLYING TIME OF AIRPLANES IN CONTINENTAL US, BY TYPE AND PRINCIPAL MODEL OF AIRPLANE:  
 QUARTERLY, 1943 AND 1944; MONTHLY, 1945 AND 1946

Note.--In thousands of hours. Due to the rounding of figures to the nearest 1,000 hours, the totals of quarterly or monthly flying time - by type and model of airplane - may not necessarily equal annual flying time by type and model. Similarly, flying time by model may not equal figures shown by type; total flying time in any period may not equal flying time by type.

Type and Model	Total	1943	1944	1945	1946	1943			
						1st Qtr	2nd Qtr	3rd Qtr	4th Qtr
<b>Total</b> . . . . .	85,627	32,100	35,757	15,286	2,484	6,111	7,315	9,116	9,558
<b>Very Heavy Bomber</b>									
B-29 . . . . .	789	7	149	584	49	-	-	1	6
<b>Heavy Bomber - Total</b> . . . . .	10,097	2,541	4,921	2,558	77	298	461	871	911
B-17 . . . . .	5,212	1,387	2,520	1,237	68	196	275	481	435
B-24 . . . . .	4,852	1,153	2,389	1,301	9	102	186	390	475
B-32 . . . . .	14	-	-	14	-	-	-	-	-
Other . . . . .	19	1	12	6	-	-	-	-	1
<b>Medium Bomber - Total</b> . . . . .	4,636	1,280	1,599	1,445	311	235	338	393	314
B-25 . . . . .	3,126	635	998	1,182	310	110	174	193	158
B-26 . . . . .	1,253	463	530	258	1	72	107	156	128
Other . . . . .	257	182	71	4	-	53	57	44	28
<b>Light Bomber - Total</b> . . . . .	1,435	492	503	364	76	111	132	122	127
A-20 . . . . .	453	181	234	37	1	26	34	60	61
A-26 . . . . .	441	-	52	314	75	-	-	-	-
A-36 . . . . .	78	69	9	-	-	25	27	11	6
Other . . . . .	463	242	208	13	-	60	71	51	60
<b>Fighter - Total</b> . . . . .	7,104	1,771	3,156	2,013	164	208	406	568	589
P-38 . . . . .	927	308	364	252	3	42	75	105	86
P-39 . . . . .	649	373	259	17	-	37	81	131	124
P-40 . . . . .	1,751	367	1,014	370	-	73	83	110	101
P-47 . . . . .	2,480	604	1,065	769	42	47	142	187	228
P-51 . . . . .	922	83	286	464	89	1	19	25	38
P-59 . . . . .	7	-	2	4	1	-	-	-	-
P-61 . . . . .	60	1	12	41	6	-	-	-	1
P-63 . . . . .	200	-	106	92	2	-	-	-	-
P-80 . . . . .	21	-	-	1	20	-	-	-	-
Other . . . . .	87	35	48	3	1	8	6	10	11
<b>Reconnaissance - Total</b> . . . . .	426	119	117	161	29	40	41	25	13
F-4, F-5 . . . . .	143	21	52	68	2	8	5	2	6
F-6 . . . . .	33	-	4	22	7	-	-	-	-
F-13 . . . . .	14	-	1	11	2	-	-	-	-
Other . . . . .	236	98	60	60	18	32	36	23	7
<b>Transport - Total</b> . . . . .	8,853	1,989	3,953	2,109	802	196	399	644	750
C-46 . . . . .	597	35	145	366	51	-	6	15	14
C-47, C-53 . . . . .	3,602	685	1,339	1,110	468	133	151	213	188
C-54 . . . . .	223	3	32	112	76	-	1	1	1
C-87 . . . . .	42	4	15	23	-	-	1	1	2
Other Heavy & Medium Transport . . . . .	344	148	160	24	12	16	32	49	51
Light Transport . . . . .	4,045	1,114	2,262	474	195	47	208	365	494
<b>Trainer - Total</b> . . . . .	50,568	22,977	20,870	5,829	892	4,818	5,339	6,224	6,596
Advanced . . . . .	22,746	7,893	9,407	4,664	782	1,739	1,962	2,096	2,096
Basic . . . . .	14,280	7,387	6,501	390	2	1,609	1,632	2,002	2,144
Primary . . . . .	13,542	7,697	4,962	776	107	1,470	1,745	2,126	2,356
<b>Communications - Total</b> . . . . .	1,720	924	489	224	83	205	199	268	252
Liaison . . . . .	1,706	924	486	217	79	205	199	268	252
Rotary Wing . . . . .	14	-	3	7	4	-	-	-	-

Table 105.-- FLYING TIME OF AIRPLANES IN CONTINENTAL US, BY TYPE AND PRINCIPAL

Line Number	Type and Model	1944				1945					
		1st Qtr	2nd Qtr	3rd Qtr	4th Qtr	Jan	Feb	Mar	Apr	May	Jun
1	<b>Total</b> . . . . .	10,079	10,196	8,853	6,629	2,118	1,592	1,976	1,713	1,774	1,612
2	<b>Very Heavy Bomber</b>										
3	B-29 . . . . .	6	21	59	63	30	34	55	63	75	89
4	<b>Heavy Bomber - Total</b> . . . . .	1,023	1,372	1,325	1,201	401	329	394	353	306	239
5	B-17 . . . . .	515	712	674	619	203	164	192	167	147	101
6	B-24 . . . . .	506	656	648	579	197	163	200	185	156	135
7	B-32 . . . . .	-	-	-	-	-	-	1	2	2	3
8	Other . . . . .	2	4	3	3	1	1	1	1	1	-
9	<b>Medium Bomber - Total</b> . . . . .	315	359	422	503	188	144	195	144	157	152
10	B-25 . . . . .	171	215	274	338	143	115	161	116	123	120
11	B-26 . . . . .	121	121	131	157	44	28	33	28	34	31
12	Other . . . . .	23	23	17	8	1	1	1	-	-	1
13	<b>Light Bomber - Total</b> . . . . .	116	153	133	101	34	31	46	44	47	45
14	A-20 . . . . .	54	78	65	37	7	6	9	6	4	3
15	A-26 . . . . .	-	8	12	32	22	22	35	37	42	41
16	A-36 . . . . .	5	2	1	1	-	-	-	-	-	-
17	Other . . . . .	57	65	55	31	5	3	2	1	1	-
18	<b>Fighter - Total</b> . . . . .	625	845	907	779	265	218	277	227	254	242
19	P-38 . . . . .	89	71	98	106	38	31	33	31	30	31
20	P-39 . . . . .	96	90	56	17	6	5	3	2	1	-
21	P-40 . . . . .	125	280	329	280	86	66	78	46	43	25
22	P-47 . . . . .	255	286	274	250	89	75	102	86	100	105
23	P-51 . . . . .	47	73	83	83	33	30	45	44	60	63
24	P-59 . . . . .	-	-	1	1	-	-	-	-	-	-
25	P-61 . . . . .	1	2	4	5	4	4	4	4	5	4
26	P-63 . . . . .	5	28	47	26	7	7	12	12	14	12
27	P-80 . . . . .	-	-	-	-	-	-	-	-	-	-
28	Other . . . . .	7	15	15	11	2	1	-	-	-	-
29	<b>Reconnaissance - Total</b> . . . . .	19	26	37	35	14	13	19	18	22	21
30	F-4, F-5 . . . . .	7	9	19	17	6	5	8	8	10	9
31	F-6 . . . . .	-	-	1	3	2	2	2	2	3	3
32	F-13 . . . . .	-	-	-	1	1	1	1	1	2	2
33	Other . . . . .	12	17	17	14	5	5	8	7	7	7
34	<b>Transport - Total</b> . . . . .	964	1,132	1,065	792	246	191	225	187	191	193
35	C-46 . . . . .	11	24	48	62	26	25	38	40	47	48
36	C-47, C-53 . . . . .	228	351	417	343	107	86	99	91	98	99
37	C-54 . . . . .	3	5	9	15	6	5	7	7	11	14
38	C-87 . . . . .	4	4	4	3	2	2	2	2	1	2
39	Other Hv & Med Transport . . . . .	52	53	30	25	8	4	4	2	2	1
40	Light Transport . . . . .	666	695	557	344	99	69	76	45	32	30
41	<b>Trainer - Total</b> . . . . .	6,825	6,148	4,794	3,103	926	620	738	653	698	603
42	Advanced . . . . .	2,498	2,777	2,337	1,795	653	467	571	514	554	501
43	Basic . . . . .	2,349	1,981	1,362	809	148	60	51	32	27	23
44	Primary . . . . .	1,978	1,390	1,095	499	125	93	116	107	116	79
45	<b>Communications - Total</b> . . . . .	186	140	111	52	15	12	25	23	25	27
46	Liaison . . . . .	186	139	110	51	14	12	24	23	24	26
47	Rotary Wing . . . . .	-	1	1	1	-	1	1	1	1	1

MODEL OF AIRPLANE: QUARTERLY, 1943 AND 1944; MONTHLY, 1945 AND 1946

1945 (Continued)						1946											Line Number	
Jul	Aug	Sep	Oct	Nov	Dec	Jan	Feb	Mar	Apr	May	Jun	Jul	Aug	Sep	Oct	Nov		Dec
1,570	1,156	701	522	336	217	229	166	186	228	216	239	215	221	214	229	176	164	1
104	80	27	14	10	4	2	1	2	4	4	5	5	5	5	5	5	5	2
219	140	80	52	24	20	11	8	9	8	7	8	6	5	5	5	3	3	3
103	60	40	30	16	14	8	7	8	7	6	7	5	4	4	5	3	3	5
112	78	39	22	8	6	3	1	1	1	1	1	-	-	-	-	-	-	6
3	2	1	-	-	-	-	-	-	-	-	-	-	-	-	-	-	-	7
1	-	-	-	-	-	-	-	-	-	-	-	-	-	-	-	-	-	8
156	122	71	58	39	20	28	17	21	26	28	30	29	30	30	30	23	19	9
125	104	63	54	38	20	27	17	21	26	28	30	29	30	30	30	23	19	10
30	17	8	4	1	-	1	-	-	-	-	-	-	-	-	-	-	-	11
-	-	-	-	-	-	-	-	-	-	-	-	-	-	-	-	-	-	12
36	31	22	14	10	6	5	3	5	9	7	8	8	8	7	6	6	4	13
1	1	-	1	-	-	-	-	-	1	-	-	-	-	-	-	-	-	14
35	30	21	13	9	5	5	3	5	9	7	8	8	8	7	6	6	4	15
-	-	-	-	-	-	-	-	-	-	-	-	-	-	-	-	-	-	16
-	-	-	-	-	-	-	-	-	-	-	-	-	-	-	-	-	-	17
223	147	70	47	26	16	18	11	11	14	13	15	13	16	16	16	11	9	18
27	16	9	4	1	1	1	-	-	1	1	-	-	-	-	-	-	-	19
-	-	-	-	-	-	-	-	-	-	-	-	-	-	-	-	-	-	20
16	7	3	1	-	-	-	-	-	-	-	-	-	-	-	-	-	-	21
87	60	30	18	11	5	7	4	3	5	4	4	3	3	2	2	2	1	22
75	53	22	20	12	8	9	5	6	6	6	8	7	10	10	10	6	6	23
-	1	-	-	-	-	-	-	-	-	-	-	-	-	-	-	-	-	24
5	4	3	2	1	1	1	1	-	1	-	1	1	1	-	-	-	1	25
13	7	3	2	1	1	-	-	-	-	-	-	-	-	-	-	-	-	26
-	-	-	-	-	-	1	1	1	1	1	2	2	2	3	3	3	2	27
-	-	-	-	-	-	-	-	-	-	-	-	-	-	-	-	-	-	28
21	16	7	5	3	2	2	3	3	3	2	3	3	2	3	2	1	2	29
9	7	3	2	-	-	1	1	1	-	-	-	-	-	-	-	-	-	30
2	3	1	1	-	-	-	-	1	1	-	1	1	1	1	1	-	-	31
2	1	-	-	-	-	-	-	-	-	-	-	-	-	-	-	-	-	32
7	5	3	2	2	1	1	2	2	2	2	1	2	1	2	1	1	1	33
212	197	153	127	106	80	88	64	62	71	69	74	69	69	64	69	52	52	34
50	39	28	13	9	5	4	1	4	5	6	8	5	4	3	4	2	4	35
111	108	92	85	76	59	62	39	34	42	38	43	40	40	38	38	29	26	36
18	18	10	9	5	4	8	12	7	4	5	4	5	7	6	8	5	4	37
5	5	2	-	-	-	-	-	-	-	-	-	-	-	-	-	-	-	38
1	1	1	-	-	-	-	-	1	1	1	1	1	1	1	2	2	2	39
28	26	21	20	16	12	14	12	16	18	19	18	18	17	16	18	14	15	40
571	402	256	190	110	61	68	52	62	82	77	87	75	80	81	91	71	66	41
492	357	233	172	98	53	55	43	51	70	68	76	66	73	77	84	61	58	42
20	12	8	5	2	1	-	-	-	1	-	-	-	-	-	-	-	-	43
60	33	16	13	10	8	12	9	11	11	10	11	9	6	4	7	10	9	44
29	21	15	14	10	8	6	5	11	11	9	10	8	6	4	5	4	4	45
28	20	15	14	10	7	6	4	11	10	9	9	8	6	4	5	4	3	46
1	1	-	-	-	-	-	-	-	1	-	1	1	-	-	-	-	-	47

Table 106.-- FLYING TIME OF AIRPLANES OVERSEAS, BY TYPE AND PRINCIPAL MODEL OF

Note.-- In thousands of hours. The data below do not equal the sum of those for individual overseas areas projects as cold weather testing at Ladd Field, Alaska, Operations Crossroads, etc. are included here but fighters with combat units. See also headnote to Table 105.

Line Number	Type and Model	Total	1941 (Dec)	1942	1943	1944	1945	1946	1942				1943
									1st Qtr	2nd Qtr	3rd Qtr	4th Qtr	1st Qtr
1	Total a/ . . . . .	16,298.7	1.2	128.9	1,865.3	6,957.1	6,186.8	1159.4	9.5	22.0	25.9	71.5	161.5
2	<u>Very Heavy Bomber</u>												
3	B-29 . . . . .	647.7	-	-	-	75.3	550.2	22.2	-	-	-	-	-
4	<u>Heavy Bomber - Total</u> . . . . .	6,039.0	0.5	51.8	669.4	3,209.1	2,049.1	59.1	1.9	8.8	10.2	30.9	60.4
5	B-17 . . . . .	3,019.0	0.5	34.2	392.5	1,482.7	1,054.0	55.1	1.9	5.8	7.5	19.0	31.9
6	B-24 . . . . .	3,019.6	-	17.6	277.0	1,726.4	994.3	4.3	-	3.0	2.7	11.9	28.5
7	B-32 . . . . .	0.8	-	-	-	-	0.8	-	-	-	-	-	-
8	<u>Medium Bomber - Total</u> . . . . .	1,579.8	-	17.2	308.0	757.6	481.1	15.9	0.2	3.3	5.0	8.7	17.6
9	B-25 . . . . .	890.3	-	12.0	194.4	392.8	275.7	15.4	0.1	1.4	3.1	7.4	13.4
10	B-26 . . . . .	689.4	-	5.2	113.6	364.8	205.5	0.3	0.1	1.9	1.9	1.3	4.2
11	<u>Light Bomber - Total</u> . . . . .	451.4	-	4.4	23.6	192.5	199.8	31.1	-	0.9	1.3	2.2	4.1
12	A-20 . . . . .	306.5	-	4.4	23.6	185.7	92.7	0.1	-	0.9	1.3	2.2	4.1
13	A-26 . . . . .	144.9	-	-	-	6.8	107.1	31.0	-	-	-	-	-
14	<u>Fighter - Total</u> . . . . .	5,652.0	0.7	55.5	864.3	2,722.6	1,851.4	157.5	7.4	9.0	9.4	29.7	79.4
15	P-38 . . . . .	1,129.6	-	6.7	227.7	555.5	329.2	10.2	-	-	0.4	6.3	22.1
16	P-39 . . . . .	245.0	-	10.0	139.3	95.0	-	-	0.9	3.5	2.6	3.0	12.8
17	P-40 . . . . .	476.0	0.4	31.7	254.1	175.4	14.4	-	4.6	4.3	5.1	17.7	35.5
18	P-47 . . . . .	2,014.5	-	-	133.6	1,099.4	723.7	57.8	-	-	-	-	0.1
19	P-51 . . . . .	1,437.8	-	-	6.2	708.5	642.8	80.3	-	-	-	-	-
20	P-61 . . . . .	92.2	-	-	3.5	29.0	52.0	7.7	-	-	-	-	-
21	P-80 . . . . .	1.0	-	-	-	-	-	1.0	-	-	-	-	-
22	Other . . . . .	255.7	0.3	7.1	99.2	59.8	89.3	-	1.9	1.2	1.3	2.7	8.9
23	<u>Reconnaissance - Total</u> . . . . .	34.9	b/	b/	b/	b/	6.1	28.8	b/	b/	b/	b/	b/
24	F-6 . . . . .	9.4	b/	b/	b/	b/	0.7	8.7	b/	b/	b/	b/	b/
25	F-7 . . . . .	4.5	b/	b/	b/	b/	0.4	4.1	b/	b/	b/	b/	b/
26	F-9 . . . . .	0.8	b/	b/	b/	b/	-	0.8	b/	b/	b/	b/	b/
27	F-13 . . . . .	5.4	b/	b/	b/	b/	0.7	4.7	b/	b/	b/	b/	b/
28	OA-10 . . . . .	7.5	b/	b/	b/	b/	1.4	6.1	b/	b/	b/	b/	b/
29	Other . . . . .	7.3	b/	b/	b/	b/	3.0	4.3	b/	b/	b/	b/	b/
30	<u>Transport - Total</u> . . . . .	1,636.7	b/	b/	b/	b/	958.2	678.5	b/	b/	b/	b/	b/
31	C-46 . . . . .	263.2	b/	b/	b/	b/	200.4	62.8	b/	b/	b/	b/	b/
32	C-47, C-53 . . . . .	638.5	b/	b/	b/	b/	347.8	290.7	b/	b/	b/	b/	b/
33	C-54 . . . . .	646.2	b/	b/	b/	b/	368.1	278.1	b/	b/	b/	b/	b/
34	Light Transport . . . . .	51.2	b/	b/	b/	b/	5.2	46.0	b/	b/	b/	b/	b/
35	Other . . . . .	37.6	b/	b/	b/	b/	36.7	0.9	b/	b/	b/	b/	b/
36	<u>Trainer - Total</u> . . . . .	59.9	b/	b/	b/	b/	6.8	53.1	b/	b/	b/	b/	b/
37	Advanced . . . . .	59.7	b/	b/	b/	b/	6.6	53.1	b/	b/	b/	b/	b/
38	Other . . . . .	0.2	b/	b/	b/	b/	0.2	-	b/	b/	b/	b/	b/
39	<u>Communications - Total</u> . . . . .	135.7	b/	b/	b/	b/	37.6	98.1	b/	b/	b/	b/	b/
40	Liaison . . . . .	131.8	b/	b/	b/	b/	37.4	94.4	b/	b/	b/	b/	b/
41	Rotary Wing . . . . .	3.9	b/	b/	b/	b/	0.2	3.7	b/	b/	b/	b/	b/

a/ Includes flying time of airplanes for which no type or model breakdown was reported.

b/ Not available.





Table 106.-- FLYING TIME OF AIRPLANES OVERSEAS, BY TYPE AND PRINCIPAL MODEL OF AIRPLANE: DEC 1941; QUARTERLY, 1942 TO 1944; MONTHLY 1945 AND 1946 -- Continued

Type and Model	1945 (Continued)			1946											
	Oct	Nov	Dec	Jan	Feb	Mar	Apr	May	Jun	Jul	Aug	Sep	Oct	Nov	Dec
<b>Total g/ . . . . .</b>	358.4	257.8	136.4	114.7	74.6	88.4	93.6	100.3	97.3	103.7	107.8	104.7	108.3	88.2	77.8
<b>Very Heavy Bomber</b>															
B-29 . . . . .	0.4	6.3	5.5	4.4	1.9	1.4	0.9	1.8	1.7	2.0	2.0	1.1	1.8	1.9	1.3
<b>Heavy Bomber - Total . .</b>	11.3	5.9	4.1	5.3	4.1	3.9	5.0	5.9	5.1	6.3	3.5	5.5	5.3	4.4	4.8
B-17 . . . . .	7.3	3.6	2.9	3.7	3.8	3.6	4.7	5.7	5.0	6.0	3.2	5.3	5.1	4.3	4.7
B-24 . . . . .	3.9	2.3	1.3	1.6	0.4	0.3	0.3	0.3	0.1	0.4	0.3	0.2	0.2	0.1	0.1
<b>Medium Bomber - Total . .</b>	9.0	6.7	4.1	2.8	2.1	1.8	1.5	1.5	0.8	0.9	1.0	1.0	1.1	0.7	0.7
B-25 . . . . .	7.2	6.4	3.8	2.5	1.9	1.8	1.5	1.5	0.8	0.9	1.0	1.0	1.1	0.7	0.7
B-26 . . . . .	1.8	0.3	0.3	0.2	0.1	-	-	-	-	-	-	-	-	-	-
<b>Light Bomber - Total . .</b>	0.9	1.3	0.9	1.3	0.8	1.4	2.7	2.3	2.2	2.9	4.2	4.2	3.7	3.1	2.3
A-20 . . . . .	0.1	0.2	0.2	0.1	-	-	-	-	-	-	-	-	-	-	-
A-26 . . . . .	0.8	1.1	0.7	1.3	0.8	1.3	2.7	2.3	2.2	2.9	4.2	4.2	3.7	3.1	2.3
<b>Fighter - Total . . . . .</b>	16.8	14.6	9.7	10.7	7.5	8.3	11.3	13.4	12.1	15.2	16.6	16.7	18.6	15.6	11.5
P-38 . . . . .	3.9	4.9	2.4	1.9	0.7	0.6	0.9	1.3	1.0	1.0	1.1	0.9	0.5	0.3	-
P-47 . . . . .	7.2	4.1	2.9	3.6	2.1	2.6	4.1	4.8	3.9	7.0	6.4	6.4	6.7	5.6	4.6
P-51 . . . . .	5.2	4.9	4.0	4.6	4.2	4.5	5.7	6.5	6.6	6.1	8.3	8.5	10.4	8.8	6.1
P-61 . . . . .	0.4	0.7	0.3	0.6	0.4	0.5	0.6	0.7	0.6	0.9	0.6	0.7	0.8	0.6	0.7
P-80 . . . . .	-	-	-	-	-	-	-	-	-	0.1	0.2	0.2	0.2	0.2	0.1
Other . . . . .	0.1	-	0.1	-	-	-	-	-	-	-	-	-	-	-	-
<b>Reconnaissance - Total .</b>	1.5	1.6	1.7	1.8	1.3	1.8	1.5	2.4	2.7	3.1	2.7	2.8	3.0	3.1	2.6
F-6 . . . . .	0.1	0.2	0.1	0.5	0.4	0.7	0.5	0.8	0.9	0.9	1.2	1.1	0.7	0.6	0.4
F-7 . . . . .	0.1	0.1	0.2	0.2	0.2	0.2	0.2	0.2	0.4	0.3	0.5	0.4	0.6	0.6	0.3
F-9 . . . . .	-	-	-	-	-	-	-	0.1	0.1	-	-	-	0.1	0.2	0.3
F-13 . . . . .	0.3	0.2	0.2	0.2	0.1	0.1	0.1	0.7	0.5	0.8	0.3	0.3	0.4	0.7	0.5
OA-10 . . . . .	0.3	0.6	0.5	0.5	0.4	0.4	0.4	0.4	0.7	0.8	0.4	0.6	0.8	0.4	0.3
Other . . . . .	0.8	0.6	0.8	0.5	0.2	0.3	0.2	0.3	0.2	0.3	0.2	0.4	0.4	0.6	0.7
<b>Transport - Total . . . .</b>	293.9	203.7	100.7	77.2	46.2	53.5	56.2	57.8	57.8	58.8	62.4	59.0	60.7	46.3	42.6
C-46 . . . . .	56.0	25.9	12.0	9.2	5.2	4.0	3.0	2.6	3.4	3.7	4.9	6.0	7.1	7.4	6.3
C-47, C-53 . . . . .	120.4	86.9	33.4	28.6	21.9	25.5	25.1	26.0	25.0	27.3	28.7	25.8	24.5	16.7	15.6
C-54 . . . . .	105.2	82.9	51.3	36.2	16.4	21.1	24.4	25.4	25.5	23.2	24.2	21.9	24.6	18.1	17.2
Light Transport . . . . .	0.9	1.7	1.6	3.2	2.7	3.0	3.7	3.9	3.8	4.5	4.3	5.2	4.4	3.9	3.4
Other . . . . .	11.4	6.3	2.4	36.7	-	-	-	-	-	0.2	0.1	0.1	0.1	0.1	0.2
<b>Trainer - Total . . . . .</b>	2.4	1.1	1.1	2.6	1.8	2.9	3.0	3.9	4.9	4.3	5.3	5.5	6.0	6.4	6.5
Advanced . . . . .	2.2	1.1	1.1	2.6	1.8	2.9	3.0	3.9	4.9	4.3	5.4	5.5	6.0	6.4	6.5
Other . . . . .	0.2	-	-	-	-	-	-	-	-	-	-	-	-	-	-
<b>Communications - Total .</b>	10.2	8.9	5.5	8.8	6.4	9.6	10.1	9.8	7.8	7.8	8.8	9.0	7.9	6.5	5.3
Liaison . . . . .	10.2	8.8	5.4	6.2	6.3	9.6	10.0	9.7	7.8	7.7	8.7	8.9	7.9	6.4	5.2
Rotary Wing . . . . .	-	0.1	0.1	0.2	2.6	0.1	0.1	0.1	0.1	0.1	0.1	-	0.1	0.1	0.1

g/ Includes flying time of airplanes for which no type or model breakdown was reported.

Table 107.-- FLYING TIME OF AIRPLANES IN EUROPEAN AREA, BY TYPE AND PRINCIPAL MODEL OF AIRPLANE: QUARTERLY, 2ND QUARTER 1942 TO 1944; MONTHLY, 1945 TO 1946

(In thousands of hours. See headnotes to Tables 105 and 106.)

Type and Model	Total	1942 a/	1943	1944	1945	1946	1942			1943				1944				1945	
							2nd Qtr	3rd Qtr	4th Qtr	1st Qtr	2nd Qtr	3rd Qtr	4th Qtr	1st Qtr	2nd Qtr	3rd Qtr	4th Qtr	Jan	Feb
<b>Total . . . . .</b>	10,073.3	33.6	1,138.9	5,349.2	3,251.3	300.3	0.1	5.3	28.2	78.0	231.3	446.5	383.1	668.8	1,573.5	1,729.2	1,377.7	355.2	572.3
<b>Heavy Bomber - Total . . . . .</b>	4,886.1	20.2	473.6	2,740.5	1,629.7	22.0	0.1	3.7	16.4	35.3	92.1	171.1	175.1	330.2	763.3	887.2	759.8	194.2	328.7
B-17 . . . . .	2,938.3	16.1	367.2	1,482.7	1,050.3	22.0	-	3.0	13.1	22.6	71.3	135.6	137.7	217.1	366.6	464.3	434.7	124.9	191.5
B-24 . . . . .	1,947.8	4.1	106.5	1,257.8	579.4	-	0.1	0.7	3.3	12.7	20.9	35.5	37.4	113.1	396.7	422.9	325.1	69.3	137.2
<b>Medium Bomber - Total . . . . .</b>	982.9	3.3	197.3	496.9	283.1	2.3	-	0.6	2.7	9.6	31.1	93.2	63.4	82.2	151.6	156.3	106.8	26.9	42.8
B-25 . . . . .	303.3	2.7	87.6	132.3	78.7	2.0	-	0.6	2.1	5.9	17.0	43.8	20.9	19.6	33.1	42.0	37.6	11.8	15.0
B-26 . . . . .	679.6	0.6	109.7	364.6	204.4	0.3	-	-	0.6	3.7	14.1	49.4	42.5	62.6	118.5	114.3	69.2	15.1	27.8
<b>Light Bomber - Total . . . . .</b>	271.5	1.1	15.8	113.6	127.4	13.6	-	-	1.1	2.0	4.5	5.2	4.1	5.7	37.9	44.6	25.4	8.3	13.9
A-20 . . . . .	154.8	1.1	15.8	106.8	31.1	-	-	-	1.1	2.0	4.5	5.2	4.1	5.7	37.9	44.3	18.9	5.1	6.2
A-26 . . . . .	116.8	-	-	6.8	96.3	13.6	-	-	-	-	-	-	-	-	-	0.3	6.5	3.2	7.7
<b>Fighter - Total . . . . .</b>	3,658.5	9.0	452.2	1,998.2	1,139.5	59.6	-	1.0	8.0	31.1	103.6	177.0	140.5	250.7	620.7	641.1	485.7	125.8	186.9
P-38 . . . . .	608.1	4.9	142.0	349.1	112.0	0.1	-	-	4.9	14.9	37.2	53.7	36.2	42.0	138.1	105.8	63.2	13.8	21.5
P-39 . . . . .	72.0	-	31.0	41.0	-	-	-	-	-	1.7	3.2	14.4	11.7	18.2	17.2	5.6	-	-	-
P-40 . . . . .	139.3	0.8	92.1	46.4	-	-	-	-	0.1	0.7	7.3	30.7	37.5	16.6	22.4	21.0	-	-	-
P-47 . . . . .	1,452.4	-	96.0	836.8	487.7	31.9	-	-	-	0.1	15.6	30.9	49.4	113.5	275.8	257.7	189.8	51.5	67.4
P-51 . . . . .	1,128.1	-	3.3	662.8	437.4	24.6	-	-	-	-	0.1	0.1	3.1	25.3	154.0	258.0	225.5	50.4	71.5
P-61 . . . . .	22.6	-	-	7.8	12.4	2.4	-	-	-	-	-	-	-	-	-	4.7	3.1	0.7	1.0
P-80 . . . . .	0.6	-	-	-	-	0.6	-	-	-	-	-	-	-	-	-	-	-	-	-
Other . . . . .	235.1	3.3	87.8	54.3	89.1	-	-	0.9	2.4	7.1	16.8	40.4	23.5	29.3	14.6	6.3	4.1	9.4	25.5
<b>Reconnaissance - Total . . . . .</b>	5.3	b/	b/	b/	1.2	4.1	b/	b/	b/	b/	b/	b/	b/	b/	b/	b/	b/	b/	b/
F-6 . . . . .	4.6	b/	b/	b/	0.5	4.1	b/	b/	b/	b/	b/	b/	b/	b/	b/	b/	b/	b/	b/
Other . . . . .	0.7	b/	b/	b/	0.7	-	b/	b/	b/	b/	b/	b/	b/	b/	b/	b/	b/	b/	b/
<b>Transport - Total . . . . .</b>	181.4	b/	b/	b/	43.5	137.9	b/	b/	b/	b/	b/	b/	b/	b/	b/	b/	b/	b/	b/
C-45, CQ-3 . . . . .	20.6	b/	b/	b/	1.3	19.3	b/	b/	b/	b/	b/	b/	b/	b/	b/	b/	b/	b/	b/
C-47, C-53 . . . . .	150.2	b/	b/	b/	34.1	116.1	b/	b/	b/	b/	b/	b/	b/	b/	b/	b/	b/	b/	b/
Other . . . . .	9.6	b/	b/	b/	8.1	1.5	b/	b/	b/	b/	b/	b/	b/	b/	b/	b/	b/	b/	b/
<b>Trainer</b>																			
Advanced . . . . .	17.1	b/	b/	b/	3.3	13.8	b/	b/	b/	b/	b/	b/	b/	b/	b/	b/	b/	b/	b/
<b>Communications</b>																			
Liaison . . . . .	71.2	b/	b/	b/	24.5	46.7	b/	b/	b/	b/	b/	b/	b/	b/	b/	b/	b/	b/	b/

a/ April through December.  
b/ Not available.

Table 107.-- FLYING TIME OF AIRPLANES IN EUROPEAN AREA, BY TYPE AND PRINCIPAL MODEL OF AIRPLANE: QUARTERLY, 2ND QUARTER 1942 TO 1944: MONTHLY, 1945 TO 1946 -- Continued

Type and Model	1945 (Continued)										1946											
	Mar	Apr	May	Jun	Jul	Aug	Sep	Oct	Nov	Dec	Jan	Feb	Mar	Apr	May	Jun	Jul	Aug	Sep	Oct	Nov	Dec
<b>Total</b> . . . . .	782.0	719.9	309.5	182.6	110.4	81.1	76.2	37.6	14.1	10.4	17.5	18.2	26.3	31.4	30.1	23.2	32.0	30.0	32.0	27.2	19.9	12.5
<b>Heavy Bomber - Total</b> . . . . .	412.4	362.6	159.2	64.6	42.5	33.3	21.9	6.8	2.0	1.5	1.7	2.3	1.9	2.8	2.8	2.2	3.1	0.6	2.0	1.5	0.6	0.4
B-17 . . . . .	245.4	210.2	113.2	58.0	41.6	33.3	21.9	6.8	2.0	1.5	1.7	2.3	1.9	2.8	2.8	2.2	3.1	0.6	2.0	1.5	0.6	0.4
B-24 . . . . .	167.0	152.4	46.0	6.6	0.9	-	-	-	-	-	-	-	-	-	-	-	-	-	-	-	-	-
<b>Medium Bomber - Total</b> . . . . .	67.4	63.0	24.0	21.6	16.5	12.5	5.9	1.9	0.3	0.3	0.4	0.4	0.3	0.2	0.2	0.2	0.2	0.1	0.1	0.2	0.1	-
B-25 . . . . .	17.9	16.0	7.2	7.5	1.5	0.6	0.6	0.4	0.1	0.1	0.2	0.3	0.3	0.2	0.2	0.2	0.2	0.1	0.1	0.2	0.1	-
B-26 . . . . .	49.5	47.0	16.8	14.1	15.0	11.9	5.3	1.5	0.2	0.2	0.2	0.1	-	-	-	-	-	-	-	-	-	-
<b>Light Bomber - Total</b> . . . . .	29.4	30.8	22.6	19.3	0.5	0.3	1.0	0.8	0.3	0.2	0.5	0.4	0.7	1.7	1.2	1.0	1.2	1.3	2.1	1.7	1.2	0.6
A-20 . . . . .	10.3	7.5	1.1	0.1	0.1	0.1	0.5	0.1	-	-	-	-	-	-	-	-	-	-	-	-	-	-
A-26 . . . . .	19.1	23.3	21.5	19.2	0.4	0.2	0.5	0.7	0.3	0.2	0.5	0.4	0.7	1.7	1.2	1.0	1.2	1.3	2.1	1.7	1.2	0.6
<b>Fighter - Total</b> . . . . .	272.8	263.5	103.7	77.1	50.9	35.0	14.1	5.8	2.2	1.7	3.1	2.7	4.5	5.7	5.4	3.1	7.4	6.7	7.2	6.5	4.7	2.6
P-38 . . . . .	30.5	28.4	7.7	3.9	4.1	2.4	0.4	0.2	-	-	-	-	-	-	-	-	-	-	-	-	-	-
P-47 . . . . .	111.6	116.7	52.5	38.9	23.5	14.3	6.7	2.5	1.2	0.9	1.7	1.3	1.9	3.3	3.1	1.3	4.3	3.9	4.1	3.3	2.3	1.6
P-51 . . . . .	103.5	91.6	36.2	32.8	22.3	17.9	6.7	2.9	0.9	0.7	1.3	1.3	2.3	2.2	2.0	1.6	2.6	2.6	2.8	2.8	2.2	0.9
P-61 . . . . .	2.1	2.4	2.6	1.5	1.0	0.4	0.3	0.2	0.1	0.1	0.1	0.1	0.3	0.2	0.3	0.2	0.4	0.1	0.2	0.2	0.2	0.1
P-80 . . . . .	-	-	-	-	-	-	-	-	-	-	-	-	-	-	-	-	0.1	0.1	0.1	0.1	0.1	0.1
Other . . . . .	25.1	24.4	4.7	-	-	-	-	-	-	-	-	-	-	-	-	-	-	-	-	-	-	-
<b>Reconnaissance - Total</b> . . . . .	b/	b/	b/	b/	b/	b/	0.9	0.2	0.1	-	0.1	0.1	0.4	0.1	0.4	0.3	0.5	0.8	0.7	0.2	0.3	0.2
F-6 . . . . .	b/	b/	b/	b/	b/	b/	0.3	0.1	0.1	-	0.1	0.1	0.4	0.1	0.4	0.3	0.5	0.8	0.7	0.2	0.3	0.2
Other . . . . .	b/	b/	b/	b/	b/	b/	0.6	0.1	-	-	-	-	-	-	-	-	-	-	-	-	-	-
<b>Transport - Total</b> . . . . .	b/	b/	b/	b/	b/	b/	21.0	13.7	5.2	3.6	8.1	8.8	12.0	13.7	13.3	11.3	13.9	13.8	13.7	12.6	9.8	6.8
C-45, CQ-3 . . . . .	b/	b/	b/	b/	b/	b/	0.4	0.2	0.4	0.3	0.7	0.7	1.2	1.5	1.3	1.8	2.5	2.2	2.5	2.1	1.6	1.2
C-47, C-53 . . . . .	b/	b/	b/	b/	b/	b/	17.3	10.1	3.9	2.8	6.8	7.5	10.5	11.9	11.8	9.5	11.3	11.5	11.1	10.5	8.1	5.6
Other . . . . .	b/	b/	b/	b/	b/	b/	3.3	3.4	0.9	0.5	0.6	0.4	0.1	0.2	0.1	-	-	-	-	-	-	-
<b>Trainer</b>																						
Advanced . . . . .	b/	b/	b/	b/	b/	b/	1.2	1.2	0.5	0.4	0.5	0.7	1.3	1.3	1.5	1.4	1.4	1.6	1.6	1.1	0.9	0.6
<b>Communications</b>																						
Liaison . . . . .	b/	b/	b/	b/	b/	b/	11.1	7.2	3.5	2.7	3.0	2.8	5.2	5.9	5.3	3.7	4.4	4.9	4.5	3.4	2.3	1.3

b/ Not available.

Table 108.-- FLYING TIME OF AIRPLANES IN CARIBBEAN AREA, BY TYPE AND PRINCIPAL MODEL OF AIRPLANE:  
SEP 1945 TO DEC 1946

(In thousands of hours. See headnotes to Tables 105 and 106.)

Type and Model	Total	1945 a/	1946	1945			
				Sep	Oct	Nov	Dec
Total . . . . .	76.4	21.0	55.4	8.2	4.7	4.4	3.7
<b>Heavy Bomber - Total</b> . . . . .	12.6	3.7	8.9	1.5	0.9	0.8	0.5
B-17 . . . . .	9.1	0.4	8.7	0.1	0.1	0.1	0.1
B-24 . . . . .	3.5	3.3	0.2	1.4	0.8	0.7	0.4
<b>Medium Bomber - Total.</b> . . . . .	2.0	0.8	1.2	0.3	0.1	0.2	0.2
B-25 . . . . .	1.4	0.2	1.2	-	-	0.1	0.1
B-26 . . . . .	0.7	0.6	0.1	0.3	0.1	0.1	0.1
<b>Fighter - Total.</b> . . . . .	13.8	5.8	8.0	3.1	1.1	0.9	0.7
P-38 . . . . .	6.2	5.8	0.4	3.1	1.1	0.9	0.7
P-47 . . . . .	7.6	-	7.6	-	-	-	-
<b>Reconnaissance - Total</b> . . . . .	2.2	0.4	1.8	0.1	0.1	0.1	0.1
F-9 . . . . .	0.6	-	0.6	-	-	-	-
OA-10 . . . . .	0.5	0.1	0.4	-	-	-	0.1
Other . . . . .	1.2	0.4	0.8	0.1	0.1	0.1	0.1
<b>Transport - Total.</b> . . . . .	39.7	8.9	30.8	2.7	2.3	2.0	1.9
C-45, CQ-3 . . . . .	8.1	2.0	6.1	0.5	0.5	0.5	0.5
C-46 . . . . .	2.8	1.1	1.7	0.4	0.3	0.2	0.2
C-47, C-53 . . . . .	26.7	5.1	21.6	1.4	1.3	1.3	1.1
C-54 . . . . .	1.5	-	1.5	-	-	-	-
Other . . . . .	0.6	0.6	-	0.3	0.2	-	0.1
<b>Trainer - Total.</b> . . . . .	5.0	1.2	3.8	0.4	0.2	0.3	0.3
Advanced . . . . .	4.9	1.1	3.8	0.3	0.2	0.3	0.3
Other . . . . .	0.1	0.1	-	0.1	-	-	-
<b>Communications</b>							
Liaison . . . . .	1.0	0.4	0.6	0.1	0.1	0.1	0.1

Type and Model	1946											
	Jan	Feb	Mar	Apr	May	Jun	Jul	Aug	Sep	Oct	Nov	Dec
Total . . . . .	3.3	1.9	2.6	3.0	3.4	2.9	6.1	6.7	6.3	7.2	5.9	6.2
<b>Heavy Bomber - Total</b> . . . . .	0.6	0.3	0.3	0.5	0.6	0.3	0.8	1.0	1.1	1.0	1.0	1.3
B-17 . . . . .	0.5	0.3	0.3	0.5	0.6	0.3	0.8	1.0	1.1	1.0	1.0	1.3
B-24 . . . . .	0.1	-	-	-	-	-	-	-	-	-	-	-
<b>Medium Bomber - Total.</b> . . . . .	0.1	-	-	-	0.1	-	0.1	0.2	0.1	0.2	0.1	0.1
B-25 . . . . .	-	-	-	-	0.1	-	0.1	0.2	0.1	0.2	0.1	0.1
B-26 . . . . .	0.1	-	-	-	-	-	-	-	-	-	-	-
<b>Fighter - Total.</b> . . . . .	0.4	0.1	0.3	0.5	0.5	0.5	0.7	0.8	0.8	1.4	1.0	1.0
P-38 . . . . .	0.4	-	-	-	-	-	-	-	-	-	-	-
P-47 . . . . .	-	0.1	0.3	0.5	0.5	0.5	0.7	0.8	0.8	1.4	1.0	1.0
<b>Reconnaissance - Total</b> . . . . .	0.1	-	0.1	0.1	0.1	0.1	0.2	0.1	0.2	0.2	0.2	0.3
F-9 . . . . .	-	-	-	-	0.1	0.1	-	-	-	0.1	0.1	0.1
OA-10 . . . . .	-	-	-	-	-	-	0.1	-	0.1	0.1	-	-
Other . . . . .	-	-	0.1	0.1	0.1	-	0.2	0.1	0.1	0.1	0.1	0.1
<b>Transport - Total.</b> . . . . .	1.7	1.2	1.5	1.6	1.7	1.7	3.7	4.0	3.5	3.9	3.2	3.2
C-45, CQ-3 . . . . .	0.5	0.3	0.3	0.4	0.4	0.3	0.6	0.8	0.7	0.6	0.6	0.5
C-46 . . . . .	0.3	0.1	0.2	0.2	0.2	0.1	0.1	0.1	0.1	0.1	0.1	0.1
C-47, C-53 . . . . .	1.0	0.7	1.0	1.1	1.0	1.0	2.8	3.3	2.6	3.0	2.2	2.3
C-54 . . . . .	-	-	-	-	0.1	0.2	0.2	0.4	0.2	0.2	0.2	0.2
<b>Trainer</b>												
Advanced . . . . .	0.3	0.3	0.3	0.2	0.3	0.2	0.3	0.4	0.4	0.4	0.4	0.3
<b>Communications</b>												
Liaison . . . . .	0.1	-	0.1	0.1	-	-	-	0.1	0.1	0.1	-	-

a/ September through December.

Table 109.-- FLYING TIME OF AIRPLANES IN PACIFIC AREA, BY TYPE AND PRINCIPAL

(In thousands of hours. See

Line Number	Type and Model	Total	1941 (Dec)	1942	1943	1944	1945	1946	1942				1943
									1st Qtr	2nd Qtr	3rd Qtr	4th Qtr	1st Qtr
1	Total a/ . . . . .	3,940.5	1.2	82.6	571.3	1,181.2	1,733.0	370.9	9.2	20.0	16.4	37.0	64.4
2	<u>Very Heavy Bomber</u>												
3	B-29. . . . .	551.0	-	-	-	12.4	518.7	19.9	-	-	-	-	-
4	<u>Heavy Bomber - Total.</u>	936.7	0.5	25.5	147.1	388.5	354.0	21.1	1.8	7.9	4.3	11.5	18.1
5	B-17. . . . .	62.9	0.5	16.9	24.1	-	3.0	18.4	1.8	5.3	4.3	5.5	8.6
6	B-24. . . . .	873.0	-	8.6	123.0	388.5	350.2	2.7	-	2.6	-	6.0	9.5
7	B-32. . . . .	0.8	-	-	-	-	0.8	-	-	-	-	-	-
8	<u>Medium Bomber - Total</u>	423.1	-	10.6	70.1	187.1	144.2	11.1	0.1	2.6	3.4	4.5	3.0
9	B-25. . . . .	415.2	-	6.8	66.2	186.9	144.2	11.1	0.1	0.9	1.8	4.0	2.5
10	B-26. . . . .	7.9	-	3.8	3.9	0.2	-	-	-	1.7	1.6	0.5	0.5
11	<u>Light Bomber - Total.</u>	179.4	-	3.3	7.8	78.9	72.0	17.4	-	0.9	1.3	1.1	2.1
12	A-20. . . . .	151.7	-	3.3	7.8	78.9	61.6	0.1	-	0.9	1.3	1.1	2.1
13	A-26. . . . .	27.7	-	-	-	-	10.4	17.3	-	-	-	-	-
14	<u>Fighter - Total . . .</u>	1,511.6	0.7	43.2	346.3	514.3	521.2	85.9	7.3	8.6	7.4	19.9	41.2
15	P-38. . . . .	435.3	-	1.2	78.0	184.0	164.2	7.9	-	-	0.2	1.0	6.0
16	P-39. . . . .	172.6	-	9.7	108.9	54.0	-	-	0.9	3.4	2.5	2.9	11.1
17	P-40. . . . .	187.7	0.4	28.5	110.9	44.7	3.2	-	4.5	4.0	4.3	15.7	22.3
18	P-47. . . . .	429.8	-	-	37.6	208.3	165.7	18.2	-	-	-	-	-
19	P-51. . . . .	208.8	-	-	-	3.6	151.3	53.9	-	-	-	-	-
20	P-61. . . . .	51.0	-	-	-	14.2	36.8	5.5	-	-	-	-	-
21	P-80. . . . .	0.4	-	-	-	-	-	0.4	-	-	-	-	-
22	Other . . . . .	20.8	0.3	3.8	11.2	5.5	-	-	1.9	1.2	0.4	0.3	1.8
23	<u>Reconnaissance - Total</u>	24.6	b/	b/	b/	b/	4.0	20.6	b/	b/	b/	b/	b/
24	F-7. . . . .	4.5	b/	b/	b/	b/	0.5	4.0	b/	b/	b/	b/	b/
25	F-13. . . . .	4.1	b/	b/	b/	b/	0.4	3.7	b/	b/	b/	b/	b/
26	OA-10 . . . . .	5.5	b/	b/	b/	b/	1.2	4.3	b/	b/	b/	b/	b/
27	Other . . . . .	10.5	b/	b/	b/	b/	1.9	8.6	b/	b/	b/	b/	b/
28	<u>Transport - Total . .</u>	205.7	b/	b/	b/	b/	91.4	114.3	b/	b/	b/	b/	b/
29	C-45, CQ-3. . . . .	14.9	b/	b/	b/	b/	1.6	13.3	b/	b/	b/	b/	b/
30	C-46. . . . .	98.0	b/	b/	b/	b/	44.7	53.3	b/	b/	b/	b/	b/
31	C-47, C-53. . . . .	80.2	b/	b/	b/	b/	44.7	35.5	b/	b/	b/	b/	b/
32	C-54. . . . .	11.0	b/	b/	b/	b/	-	11.0	b/	b/	b/	b/	b/
33	Other . . . . .	1.7	b/	b/	b/	b/	0.6	1.1	b/	b/	b/	b/	b/
34	<u>Trainer</u>												
35	Advanced. . . . .	34.7	b/	b/	b/	b/	1.3	33.4	b/	b/	b/	b/	b/
36	<u>Communications - Total</u>	56.0	b/	b/	b/	b/	10.3	45.7	b/	b/	b/	b/	b/
37	Liaison . . . . .	55.1	b/	b/	b/	b/	10.1	45.0	b/	b/	b/	b/	b/
38	Rotary Wing . . . . .	0.9	b/	b/	b/	b/	0.2	0.7	b/	b/	b/	b/	b/

a/ Includes flying time of airplanes for which no breakdown by type and model was reported.

b/ Not available.

MODEL OF AIRPLANE: DEC 1941; QUARTERLY, 1942 TO 1944; MONTHLY, 1945 AND 1946

headnotes to Tables 105 and 106.)

1943 (Continued)			1944				1945										Line Number	
2nd Qtr	3rd Qtr	4th Qtr	1st Qtr	2nd Qtr	3rd Qtr	4th Qtr	Jan	Feb	Mar	Apr	May	Jun	Jul	Aug	Sep	Oct		
93.6	176.2	237.1	262.7	291.5	281.3	345.7	145.6	135.4	182.4	180.1	210.7	243.1	250.0	159.0	66.6	47.1	1	
-	-	-	-	-	-	12.4	12.6	17.9	45.4	57.0	74.3	89.2	105.4	72.0	32.7	0.4	2	
23.4	38.1	67.5	74.9	93.8	102.2	117.6	46.1	44.4	45.6	42.1	48.4	56.4	36.4	20.4	6.4	3.1	3	
8.4	6.4	0.7	-	-	-	-	-	-	-	-	-	-	-	-	-	0.4	5	
15.0	31.7	66.8	74.9	93.8	102.2	117.6	46.1	44.4	45.6	42.1	48.4	56.2	36.1	20.1	6.4	2.7	6	
-	-	-	-	-	-	-	-	-	-	-	-	0.2	0.3	0.3	-	-	7	
5.8	20.7	40.6	44.7	47.7	42.9	51.8	16.4	12.7	19.2	12.8	17.8	17.0	18.6	13.0	2.3	5.6	8	
4.7	19.8	39.2	44.5	47.7	42.9	51.8	16.4	12.7	19.2	12.8	17.8	17.0	18.6	13.0	2.3	5.6	9	
1.1	0.9	1.4	0.2	-	-	-	-	-	-	-	-	-	-	-	-	-	10	
0.9	1.1	3.7	12.3	28.2	19.9	18.5	13.1	8.3	9.5	7.6	10.5	7.1	9.8	3.8	0.5	0.1	11	
0.9	1.1	3.7	12.3	28.2	19.9	18.5	13.1	8.3	9.5	7.6	10.5	7.1	3.7	1.4	-	-	12	
-	-	-	-	-	-	-	-	-	-	-	-	-	6.1	2.4	0.5	0.1	13	
63.5	116.3	125.3	130.8	121.8	116.3	145.4	57.4	52.1	62.7	60.6	59.7	73.4	79.8	49.8	3.0	6.4	14	
15.4	26.3	30.0	28.8	38.3	49.3	67.6	23.6	20.2	20.9	21.9	20.2	23.7	15.7	12.1	-	1.6	15	
18.8	42.4	36.6	23.9	26.2	3.9	-	-	-	-	-	-	-	-	-	-	-	16	
26.0	31.6	31.0	24.8	8.3	5.5	6.1	1.5	1.3	0.4	-	-	-	-	-	-	-	17	
-	13.2	24.4	49.5	46.4	52.5	59.9	19.5	21.8	22.0	12.6	14.4	19.7	27.0	17.1	2.3	4.5	18	
-	-	-	-	-	-	3.6	7.8	5.0	13.9	21.0	21.5	25.3	32.1	18.1	0.1	0.1	19	
-	-	-	-	1.4	4.6	8.2	5.0	3.8	5.5	5.1	3.6	4.7	5.0	2.5	0.6	0.2	20	
-	-	-	-	-	-	-	-	-	-	-	-	-	-	-	-	-	21	
3.3	2.8	3.3	3.8	1.2	0.5	-	-	-	-	-	-	-	-	-	-	-	22	
b/	b/	b/	b/	b/	b/	b/	b/	b/	b/	b/	b/	b/	b/	b/	b/	-	1.0	23
b/	b/	b/	b/	b/	b/	b/	b/	b/	b/	b/	b/	b/	b/	b/	b/	-	0.3	24
b/	b/	b/	b/	b/	b/	b/	b/	b/	b/	b/	b/	b/	b/	b/	b/	-	-	25
b/	b/	b/	b/	b/	b/	b/	b/	b/	b/	b/	b/	b/	b/	b/	b/	-	0.2	26
b/	b/	b/	b/	b/	b/	b/	b/	b/	b/	b/	b/	b/	b/	b/	b/	-	0.5	27
b/	b/	b/	b/	b/	b/	b/	b/	b/	b/	b/	b/	b/	b/	b/	b/	4.7	27.9	28
b/	b/	b/	b/	b/	b/	b/	b/	b/	b/	b/	b/	b/	b/	b/	b/	0.1	0.1	29
b/	b/	b/	b/	b/	b/	b/	b/	b/	b/	b/	b/	b/	b/	b/	b/	2.5	12.7	30
b/	b/	b/	b/	b/	b/	b/	b/	b/	b/	b/	b/	b/	b/	b/	b/	2.1	15.1	31
b/	b/	b/	b/	b/	b/	b/	b/	b/	b/	b/	b/	b/	b/	b/	b/	-	-	32
b/	b/	b/	b/	b/	b/	b/	b/	b/	b/	b/	b/	b/	b/	b/	b/	-	0.2	33
b/	b/	b/	b/	b/	b/	b/	b/	b/	b/	b/	b/	b/	b/	b/	b/	0.3	0.5	34
b/	b/	b/	b/	b/	b/	b/	b/	b/	b/	b/	b/	b/	b/	b/	b/	0.9	2.1	35
b/	b/	b/	b/	b/	b/	b/	b/	b/	b/	b/	b/	b/	b/	b/	b/	0.9	2.1	36
b/	b/	b/	b/	b/	b/	b/	b/	b/	b/	b/	b/	b/	b/	b/	b/	-	-	37
b/	b/	b/	b/	b/	b/	b/	b/	b/	b/	b/	b/	b/	b/	b/	b/	-	-	38

Table 109.-- FLYING TIME OF AIRPLANES IN PACIFIC AREA, BY TYPE AND PRINCIPAL MODEL OF AIRPLANE: DEC 1941; QUARTERLY, 1942 TO 1944; MONTHLY, 1945 AND 1946 -- Continued

Type and Model	1945 (Contd)		1946											
	Nov	Dec c/	Jan	Feb	Mar	Apr	May	Jun	Jul	Aug	Sep	Oct	Nov	Dec
<b>Total . . . . .</b>	74.7	38.3	35.0	23.0	26.2	24.9	28.2	31.1	28.9	33.2	32.5	38.5	36.1	33.5
<b>Very Heavy Bomber</b>														
B-29 . . . . .	6.3	5.5	4.4	1.9	1.3	0.9	1.2	1.1	1.5	1.9	1.1	1.7	1.6	1.3
<b>Heavy Bomber - Total . . .</b>	2.8	1.9	2.7	1.4	1.6	1.5	1.7	1.8	1.6	1.7	1.8	2.1	1.5	1.8
B-17 . . . . .	1.4	1.2	1.4	1.1	1.4	1.3	1.5	1.7	1.3	1.6	1.7	2.1	1.5	1.8
B-24 . . . . .	1.4	0.7	1.3	0.3	0.2	0.1	0.2	0.1	0.2	0.1	0.1	-	-	-
<b>Medium Bomber</b>														
B-25 . . . . .	5.7	3.1	2.0	1.5	1.4	1.2	1.1	0.6	0.5	0.6	0.6	0.6	0.5	0.4
<b>Light Bomber - Total . . .</b>	1.0	0.7	0.9	0.4	0.7	1.0	1.1	1.2	1.7	2.9	2.0	2.0	1.8	1.7
A-20 . . . . .	0.2	0.2	0.1	-	-	-	-	-	-	-	-	-	-	-
A-26 . . . . .	0.8	0.5	0.8	0.4	0.7	1.0	1.1	1.2	1.7	2.9	2.0	2.0	1.8	1.7
<b>Fighter - Total . . . . .</b>	10.1	6.2	6.2	4.4	3.4	5.0	7.0	8.3	7.0	8.5	8.0	10.4	9.7	7.7
P-38 . . . . .	3.3	1.0	1.0	0.6	0.6	0.8	0.9	0.8	0.9	0.8	0.7	0.5	0.3	-
P-47 . . . . .	2.8	2.0	1.9	0.7	0.4	0.3	1.2	2.1	2.0	1.7	1.5	2.0	2.3	2.1
P-51 . . . . .	3.4	3.0	2.8	2.8	2.2	3.5	4.5	5.0	3.5	5.4	5.3	7.3	6.6	5.0
P-61 . . . . .	0.6	0.2	0.5	0.3	0.3	0.4	0.5	0.4	0.6	0.5	0.5	0.5	0.4	0.6
P-80 . . . . .	-	-	-	-	-	-	-	-	0.1	0.1	-	0.1	0.1	-
<b>Reconnaissance - Total . .</b>	1.4	1.6	1.6	1.1	1.3	1.3	1.4	2.0	1.9	1.6	1.7	2.4	2.3	2.1
F-7 . . . . .	-	0.2	0.2	0.2	0.2	0.2	0.2	0.4	0.3	0.5	0.4	0.6	0.6	0.3
F-13 . . . . .	0.2	0.2	0.2	0.1	0.1	0.1	0.3	0.3	0.3	0.3	0.3	0.4	0.6	0.5
OA-10 . . . . .	0.6	0.4	0.4	0.3	0.4	0.4	0.3	0.6	0.6	0.2	0.2	0.4	0.1	0.2
Other . . . . .	0.6	0.8	0.8	0.3	0.5	0.6	0.7	0.7	0.6	0.5	0.7	0.9	0.9	1.1
<b>Transport - Total . . . . .</b>	42.2	16.6	12.8	8.0	9.3	8.5	8.2	9.0	9.0	9.4	10.1	10.7	9.7	9.6
C-45, CQ-3 . . . . .	0.7	0.7	0.8	0.7	0.8	1.1	1.4	1.3	1.1	1.0	1.2	1.3	1.4	1.4
C-46 . . . . .	20.1	9.4	6.6	3.3	3.0	2.4	2.3	3.2	3.4	4.7	5.7	6.7	6.1	5.9
C-47, C-53 . . . . .	20.9	6.6	5.2	3.6	4.9	4.3	4.1	3.5	3.4	2.5	1.7	1.0	0.7	0.6
C-54 . . . . .	-	-	-	0.1	0.4	0.7	0.3	1.0	1.0	1.3	1.4	1.7	1.5	1.7
Other . . . . .	0.2	0.2	0.2	0.3	0.1	0.2	0.1	-	-	-	-	-	-	-
<b>Trainer</b>														
Advanced . . . . .	0.2	0.3	1.6	0.8	1.2	1.3	2.0	3.1	2.4	3.0	3.2	4.3	5.0	5.5
<b>Communications - Total . .</b>	5.0	2.3	2.9	3.5	4.4	4.2	4.4	4.1	3.3	3.5	4.0	4.1	3.8	3.4
Liaison . . . . .	4.9	2.2	2.8	3.4	4.3	4.1	4.3	4.0	3.2	3.4	4.0	4.1	3.8	3.4
Rotary Wing . . . . .	0.1	0.1	0.1	0.1	0.1	0.1	0.1	0.1	0.1	0.1	-	-	-	-

c/ Estimated.



Table 110.-- FLYING TIME OF AIRPLANES IN CHINA AREA, BY TYPE AND PRINCIPAL MODEL OF AIRPLANE: QUARTERLY, 1942 TO 1944; MONTHLY, 1945 AND 1946

(In thousands of hours. See headnotes to Tables 105 and 106.)

Type and Model	Total	1942 a/	1943	1944	1945	1946	1942				1943			
							1st Qtr	2nd Qtr	3rd Qtr	4th Qtr	1st Qtr	2nd Qtr	3rd Qtr	4th Qtr
<b>Total</b> . . . . .	917.0	6.4	122.4	387.9	378.5	21.8	0.1	1.3	1.8	3.2	12.5	25.1	30.7	54.1
<b>Very Heavy Bomber</b>														
B-29 . . . . .	94.4	-	-	62.9	31.5	-	-	-	-	-	-	-	-	-
<b>Heavy Bomber - Total</b>	170.4	1.8	41.0	74.0	53.5	0.1	0.1	0.5	0.4	0.8	4.6	9.7	11.4	15.3
B-17 . . . . .	0.8	0.5	0.3	-	-	-	0.1	0.4	-	-	0.3	-	-	-
B-24 . . . . .	169.6	1.3	40.7	74.0	53.5	0.1	-	0.1	0.4	0.8	4.3	9.7	11.4	15.3
<b>Medium Bomber</b>														
B-25 . . . . .	148.2	2.3	30.7	67.6	47.2	0.4	-	0.5	0.7	1.1	2.7	8.5	9.7	9.8
<b>Light Bomber</b>														
A-26 . . . . .	0.4	-	-	-	0.4	-	-	-	-	-	-	-	-	-
<b>Fighter - Total</b> . . . . .	394.5	2.3	50.7	183.4	157.4	0.7	-	0.3	0.7	1.3	5.2	6.9	9.6	29.0
P-38 . . . . .	46.8	-	2.8	15.6	28.4	-	-	-	-	-	-	-	0.7	2.1
P-40 . . . . .	109.8	2.3	41.5	64.4	1.6	-	-	0.3	0.7	1.3	5.2	6.8	8.9	20.6
P-47 . . . . .	124.6	-	-	54.3	70.3	-	-	-	-	-	-	-	-	-
P-51 . . . . .	99.9	-	2.9	42.1	54.2	0.7	-	-	-	-	-	-	-	2.9
P-61 . . . . .	3.5	-	-	0.7	2.8	-	-	-	-	-	-	-	-	-
Other . . . . .	9.8	-	3.5	6.3	-	-	-	-	-	-	-	0.1	-	3.4
<b>Reconnaissance-Total</b>	0.4	b/	b/	b/	0.4	-	b/	b/	b/	b/	b/	b/	b/	b/
F-5 . . . . .	0.2	b/	b/	b/	0.2	-	b/	b/	b/	b/	b/	b/	b/	b/
F-7 . . . . .	0.2	b/	b/	b/	0.2	-	b/	b/	b/	b/	b/	b/	b/	b/
<b>Transport - Total</b> . . . . .	105.4	b/	b/	b/	85.3	20.1	b/	b/	b/	b/	b/	b/	b/	b/
C-45 . . . . .	0.5	b/	b/	b/	0.3	0.2	b/	b/	b/	b/	b/	b/	b/	b/
C-46 . . . . .	51.2	b/	b/	b/	44.7	6.5	b/	b/	b/	b/	b/	b/	b/	b/
C-47, C-53 . . . . .	52.9	b/	b/	b/	39.8	13.1	b/	b/	b/	b/	b/	b/	b/	b/
Other . . . . .	0.7	b/	b/	b/	0.4	0.3	b/	b/	b/	b/	b/	b/	b/	b/
<b>Trainer - Total</b> . . . . .	0.3	b/	b/	b/	0.3	-	b/	b/	b/	b/	b/	b/	b/	b/
Advanced . . . . .	0.1	b/	b/	b/	0.1	-	b/	b/	b/	b/	b/	b/	b/	b/
Basic . . . . .	0.2	b/	b/	b/	0.2	-	b/	b/	b/	b/	b/	b/	b/	b/
<b>Communications</b>														
Liaison . . . . .	2.9	b/	b/	b/	2.5	0.4	b/	b/	b/	b/	b/	b/	b/	b/

Type and Model	1944				1945							
	1st Qtr	2nd Qtr	3rd Qtr	4th Qtr	Jan	Feb	Mar	Apr	May	Jun	Jul	Aug
<b>Total</b> . . . . .	44.9	77.2	121.2	144.6	57.2	52.0	58.2	37.2	26.9	20.0	18.2	10.4
<b>Very Heavy Bomber</b>												
B-29 . . . . .	-	9.6	23.5	29.8	12.1	10.8	8.6	-	-	-	-	-
<b>Heavy Bomber</b>												
B-24 . . . . .	10.2	11.6	28.1	24.1	9.6	7.6	10.9	8.7	8.0	4.4	1.3	0.5
<b>Medium Bomber</b>												
B-25 . . . . .	6.0	18.6	20.1	22.9	8.4	7.3	8.7	6.8	5.4	3.9	2.7	1.6
<b>Fighter - Total</b> . . . . .	28.7	37.4	49.5	67.8	27.1	26.3	30.0	21.7	13.5	11.7	14.2	8.3
P-38 . . . . .	3.3	3.5	2.9	5.9	3.2	3.5	4.6	5.1	3.0	2.7	3.7	2.4
P-40 . . . . .	16.9	19.6	21.0	6.9	0.8	0.2	0.3	0.1	0.1	0.1	-	-
P-47 . . . . .	-	2.0	13.0	39.3	17.3	15.8	16.0	8.0	4.9	2.8	3.2	2.0
P-51 . . . . .	5.4	9.4	12.3	15.0	5.4	6.4	8.6	8.0	5.2	5.9	7.0	3.7
P-61 . . . . .	-	-	-	0.7	0.4	0.4	0.5	0.5	0.3	0.2	0.3	0.2
Other . . . . .	3.1	2.9	0.3	-	-	-	-	-	-	-	-	-

a/ February through December.  
b/ Not available.

Table 110.-- FLYING TIME OF AIRPLANES IN CHINA AREA, BY TYPE AND PRINCIPAL MODEL OF AIRPLANE: QUARTERLY, 1942 TO 1944; MONTHLY, 1945 AND 1946 -- Continued

Type and Model	1945 (Continued)				1946											
	Sep	Oct	Nov	Dec	Jan	Feb	Mar	Apr	May	Jun	Jul	Aug	Sep	Oct	Nov	Dec
<b>Total</b> . . . . .	43.5	39.4	8.8	6.7	5.4	2.8	1.1	1.1	0.9	1.4	1.8	1.5	1.5	1.7	1.4	1.1
<b>Heavy Bomber</b>																
B-24 . . . . .	2.5	-	-	-	0.1	-	-	-	-	-	-	-	-	-	-	-
<b>Medium Bomber</b>																
B-25 . . . . .	0.5	0.9	0.5	0.5	0.3	0.1	-	-	-	-	-	-	-	-	-	-
<b>Light Bomber</b>																
A-26 . . . . .	0.4	-	-	-	-	-	-	-	-	-	-	-	-	-	-	-
<b>Fighter - Total</b> . . . . .	1.0	2.5	0.7	0.4	0.6	0.1	-	-	-	-	-	-	-	-	-	-
P-38 . . . . .	0.2	-	-	-	-	-	-	-	-	-	-	-	-	-	-	-
P-47 . . . . .	-	0.2	0.1	-	-	-	-	-	-	-	-	-	-	-	-	-
P-51 . . . . .	0.9	2.2	0.6	0.3	0.6	0.1	-	-	-	-	-	-	-	-	-	-
Other . . . . .	-	0.1	-	0.1	-	-	-	-	-	-	-	-	-	-	-	-
<b>Reconnaissance - Total</b> . . . . .	0.1	0.2	0.1	-	-	-	-	-	-	-	-	-	-	-	-	-
F-5 . . . . .	0.1	0.1	-	-	-	-	-	-	-	-	-	-	-	-	-	-
F-7 . . . . .	-	0.1	0.1	-	-	-	-	-	-	-	-	-	-	-	-	-
<b>Transport - Total</b> . . . . .	38.1	34.8	7.1	5.3	4.2	2.5	1.1	1.1	0.9	1.4	1.8	1.5	1.5	1.7	1.4	1.1
C-45 . . . . .	-	0.1	0.1	0.1	0.1	0.1	-	-	-	-	-	-	-	-	-	-
C-46 . . . . .	21.3	17.1	3.9	2.4	2.4	1.8	0.8	0.4	-	0.1	0.1	0.2	0.2	0.2	0.1	0.1
C-47, C-53 . . . . .	16.8	17.4	3.1	2.8	1.6	0.6	0.2	0.7	0.9	1.3	1.6	1.3	1.2	1.5	1.2	1.0
Other . . . . .	-	0.3	-	-	-	-	-	-	-	-	0.1	-	0.1	0.1	0.1	-
<b>Trainer - Total</b> . . . . .	-	0.3	-	-	-	-	-	-	-	-	-	-	-	-	-	-
Advanced . . . . .	-	0.1	-	-	-	-	-	-	-	-	-	-	-	-	-	-
Basic . . . . .	-	0.2	-	-	-	-	-	-	-	-	-	-	-	-	-	-
<b>Communications</b>																
Liaison . . . . .	0.9	0.8	0.3	0.4	0.3	0.1	-	-	-	-	-	-	-	-	-	-

Table 111.-- FLYING TIME OF AIRPLANES IN ALASKA, BY TYPE AND PRINCIPAL MODEL OF AIRPLANE: QUARTERLY, 1942 TO 1944; MONTHLY, 1945 AND 1946

(In thousands of hours. See headnotes to Tables 105 and 106.)

Type and Model	Total	1942					1943				1944			
		1st Qtr	2nd Qtr	3rd Qtr	4th Qtr	1st Qtr	2nd Qtr	3rd Qtr	4th Qtr	1st Qtr	2nd Qtr	3rd Qtr	4th Qtr	
<b>Total</b> . . . . .	173.0	6.3	32.7	38.8	57.0	38.2	0.2	0.6	2.4	3.1	6.6	9.9	9.8	6.4
<b>Very Heavy Bomber</b>														
B-29 . . . . .	0.3	-	-	-	-	0.3	-	-	-	-	-	-	-	-
<b>Heavy Bomber - Total</b> . . . . .	28.6	4.3	7.7	6.1	8.2	2.3	-	0.3	1.8	2.2	2.4	2.3	2.0	1.0
B-17 . . . . .	2.7	0.7	0.9	-	0.3	0.8	-	0.1	0.2	0.4	0.4	0.4	0.1	-
B-24 . . . . .	25.9	3.6	6.8	6.1	7.9	1.5	-	0.2	1.6	1.8	2.0	1.9	1.9	1.0
<b>Medium Bomber - Total</b> . . . . .	22.9	1.0	9.9	6.0	5.8	0.2	0.1	0.2	0.3	0.4	2.3	2.7	3.8	1.1
B-25 . . . . .	21.7	0.2	9.9	6.0	5.4	0.2	-	-	-	0.2	2.3	2.7	3.8	1.1
B-26 . . . . .	1.3	0.8	-	-	0.5	-	0.1	0.2	0.3	0.2	-	-	-	-
<b>Fighter - Total</b> . . . . .	73.4	1.0	15.1	26.7	27.5	3.1	0.1	0.1	0.3	0.5	1.9	4.9	4.0	4.3
P-38 . . . . .	32.4	0.6	5.2	6.8	17.9	1.9	-	-	0.2	0.4	1.2	1.8	1.3	0.9
P-39 . . . . .	0.4	0.3	0.1	-	-	-	-	0.1	0.1	0.1	-	-	0.1	-
P-40 . . . . .	39.2	0.1	9.6	19.9	9.6	-	0.1	-	-	-	0.7	3.1	2.4	3.4
P-51 . . . . .	1.2	-	-	-	-	1.2	-	-	-	-	-	-	-	-
Other . . . . .	0.2	-	0.2	-	-	-	-	-	-	-	-	-	0.2	-
<b>Reconnaissance - Total</b> . . . . .	0.1	a/	a/	a/	0.1	0.9	a/	a/	a/	a/	a/	a/	a/	a/
F-13 . . . . .	0.2	a/	a/	a/	-	0.2	a/	a/	a/	a/	a/	a/	a/	a/
OA-10 . . . . .	0.8	a/	a/	a/	0.1	0.7	a/	a/	a/	a/	a/	a/	a/	a/
<b>Transport - Total</b> . . . . .	43.5	a/	a/	a/	14.6	28.9	a/	a/	a/	a/	a/	a/	a/	a/
C-47, C-53 . . . . .	36.8	a/	a/	a/	13.7	23.1	a/	a/	a/	a/	a/	a/	a/	a/
C-54 . . . . .	2.7	a/	a/	a/	-	2.7	a/	a/	a/	a/	a/	a/	a/	a/
Light Transport . . . . .	4.1	a/	a/	a/	0.9	3.2	a/	a/	a/	a/	a/	a/	a/	a/
<b>Trainer</b>														
Advanced . . . . .	2.1	a/	a/	a/	0.7	1.4	a/	a/	a/	a/	a/	a/	a/	a/
<b>Communications</b>														
Liaison . . . . .	1.1	a/	a/	a/	-	1.1	a/	a/	a/	a/	a/	a/	a/	a/

a/ Not available.

Table III.-- FLYING TIME OF AIRPLANES IN ALASKA, BY TYPE AND PRINCIPAL MODEL OF AIRPLANE: QUARTERLY, 1942 TO 1944; MONTHLY, 1945 AND 1946 -- Continued

Type and Model	1944				1945									
	1st Qtr	2nd Qtr	3rd Qtr	4th Qtr	Jan	Feb	Mar	Apr	May	Jun	Jul	Aug	Sep	Oct
Total . . . . .	6.2	10.4	9.7	12.5	3.6	4.4	3.9	5.5	5.4	4.5	3.9	1.4	9.7	6.1
<u>Heavy Bomber - Total</u> . . . . .	1.2	1.6	1.4	1.9	0.5	0.6	0.7	0.7	0.8	0.8	0.8	0.4	1.9	0.5
B-17 . . . . .	-	-	-	-	-	-	-	-	-	-	-	-	0.1	-
B-24 . . . . .	1.2	1.6	1.4	1.9	0.5	0.6	0.7	0.7	0.8	0.8	0.8	0.4	1.8	0.4
<u>Medium Bomber - Total</u> . . . . .	0.7	2.1	1.6	1.6	0.4	0.7	0.6	0.6	0.6	0.6	0.6	0.1	1.1	0.5
B-25 . . . . .	0.7	2.1	1.6	1.6	0.4	0.7	0.6	0.6	0.6	0.6	0.6	0.1	0.9	0.3
B-26 . . . . .	-	-	-	-	-	-	-	-	-	-	-	-	0.3	0.2
<u>Fighter - Total</u> . . . . .	4.3	6.7	6.7	9.0	2.7	3.1	2.6	4.2	4.0	3.1	2.5	0.9	2.0	1.0
P-38 . . . . .	1.0	2.1	1.7	2.0	0.6	0.8	1.1	2.7	2.7	2.5	2.2	0.9	2.0	1.0
P-40 . . . . .	3.3	4.6	5.0	7.0	2.1	2.3	1.5	1.5	1.3	0.6	0.3	-	-	-
<u>Reconnaissance</u>														
OA-10 . . . . .	a/	a/	a/	a/	a/	a/	a/	a/	a/	a/	a/	a/	a/	0.1
<u>Transport - Total</u> . . . . .	a/	a/	a/	a/	a/	a/	a/	a/	a/	a/	a/	a/	4.3	3.8
C-47, C-53 . . . . .	a/	a/	a/	a/	a/	a/	a/	a/	a/	a/	a/	a/	4.1	3.5
Light Transport . . . . .	a/	a/	a/	a/	a/	a/	a/	a/	a/	a/	a/	a/	0.2	0.3
<u>Trainer</u>														
Advanced . . . . .	a/	a/	a/	a/	a/	a/	a/	a/	a/	a/	a/	a/	0.3	0.2

Type and Model	1945 (Contd)		1946											
	Nov	Dec	Jan	Feb	Mar	Apr	May	Jun	Jul	Aug	Sep	Oct	Nov	Dec
Total . . . . .	4.3	4.3	3.6	2.0	2.2	2.4	3.2	3.5	3.0	4.1	4.4	3.9	2.9	2.9
<u>Very Heavy Bomber</u>														
B-29 . . . . .	-	-	-	-	-	-	-	-	-	-	-	-	0.2	-
<u>Heavy Bomber - Total</u> . . . . .	0.3	0.2	0.1	0.1	0.2	0.2	0.1	0.1	0.2	0.2	0.2	0.3	0.2	0.2
B-17 . . . . .	0.1	0.1	-	0.1	-	-	-	0.1	0.1	0.1	0.1	0.1	0.1	0.1
B-24 . . . . .	0.2	0.2	0.1	0.1	0.1	0.2	0.1	-	0.1	0.1	0.1	0.2	0.1	0.1
<u>Fighter - Total</u> . . . . .	0.7	0.7	0.4	0.1	0.1	0.1	0.5	0.3	0.1	0.5	0.7	0.3	-	0.2
P-38 . . . . .	0.7	0.7	0.4	0.1	0.1	0.1	0.4	0.3	0.1	0.3	0.2	-	-	-
P-51 . . . . .	-	-	-	-	-	-	-	-	-	0.2	0.5	0.3	-	0.2
<u>Reconnaissance - Total</u> . . . . .	-	-	-	-	-	0.1	-	0.1	-	0.1	0.1	0.1	0.3	-
F-13 . . . . .	-	-	-	-	-	-	-	-	-	-	-	-	0.2	-
OA-10 . . . . .	-	-	-	-	-	0.1	-	0.1	-	0.1	0.1	0.1	0.1	-
<u>Transport - Total</u> . . . . .	3.2	3.3	3.0	1.7	1.8	1.9	2.4	2.7	2.5	2.7	3.0	2.9	2.0	2.2
C-47, C-53 . . . . .	3.0	3.1	2.8	1.5	1.4	1.5	1.7	2.1	1.9	2.1	2.3	2.3	1.5	1.8
C-54 . . . . .	-	-	-	-	0.1	0.2	0.2	0.2	0.4	0.3	0.4	0.4	0.2	0.1
Light Transport . . . . .	0.2	0.2	0.2	0.2	0.2	0.3	0.6	0.4	0.3	0.3	0.3	0.2	0.2	0.3
<u>Trainer</u>														
Advanced . . . . .	0.1	0.1	-	-	0.1	0.1	0.1	0.2	0.1	0.2	0.2	0.1	0.1	0.1
<u>Communications</u>														
Liaison . . . . .	-	-	-	-	-	-	-	-	0.1	0.3	0.3	0.2	0.1	0.1

a/ Not available.

Table 112.-- ISSUE OF AVIATION GASOLINE AND FUEL IN CONTINENTAL US, BY OCTANE RATING: QUARTERLY, 1942 TO 1944; MONTHLY, 1945 AND 1946

(In thousands of gallons)

Year and Quarter or Month	Total	62 Octane	73 Octane	87 Octane	91 Octane a/	100 Octane b/	JP-1 c/
Total . . . . .	6,711,254	9,388	251,635	573,190	1,936,318	3,926,122	14,601
<b>Annually</b>							
1942 . . . . .	429,038	2,122	12,224	-	152,878	261,814	-
1943 . . . . .	1,510,488	3,545	84,220	222,176	543,499	657,048	-
1944 . . . . .	2,599,954	2,399	133,020	345,544	896,605	1,222,386	-
1945 . . . . .	1,852,285	1,043	18,761	5,470	323,196	1,501,449	2,366
1946 . . . . .	280,906	266	3,015	c/	19,979	248,144	9,502
<b>Quarterly</b>							
<b>1942</b>							
1st Quarter . . . . .	61,245	387	511	-	15,041	45,306	-
2nd Quarter . . . . .	89,806	521	1,234	-	31,728	56,323	-
3rd Quarter . . . . .	123,147	535	3,753	-	46,257	72,602	-
4th Quarter . . . . .	154,840	679	6,726	-	59,852	87,583	-
<b>1943</b>							
1st Quarter . . . . .	218,685	780	9,528	10,156	70,815	127,406	-
2nd Quarter . . . . .	326,213	1,214	11,341	37,798	75,197	200,663	-
3rd Quarter . . . . .	468,871	736	25,487	82,893	184,249	175,506	-
4th Quarter . . . . .	496,719	815	37,864	91,329	213,238	153,473	-
<b>1944</b>							
1st Quarter . . . . .	567,047	810	44,814	102,906	252,224	166,293	-
2nd Quarter . . . . .	691,813	633	39,087	103,931	253,039	295,123	-
3rd Quarter . . . . .	711,141	522	32,164	90,367	274,163	313,925	-
4th Quarter . . . . .	629,953	434	16,955	48,340	117,179	447,045	-
<b>Monthly</b>							
<b>1945</b>							
Jan. . . . .	211,946	178	3,021	4,448	43,355	160,944	-
Feb. . . . .	175,010	134	2,352	736	36,966	134,749	73
Mar. . . . .	221,416	121	3,696	229	46,577	170,604	189
Apr. . . . .	204,559	99	2,536	14	39,791	161,820	299
May. . . . .	220,233	124	2,154	24	49,188	168,510	233
Jun. . . . .	210,692	92	1,409	10	33,277	175,725	179
Jul. . . . .	211,955	97	1,234	2	24,580	185,714	328
Aug. . . . .	160,222	50	744	2	16,538	142,608	280
Sep. . . . .	88,164	34	497	5	10,757	76,720	151
Oct. . . . .	76,556	47	496	-	11,930	63,807	276
Nov. . . . .	44,149	44	362	-	6,259	37,419	65
Dec. . . . .	27,383	23	260	-	3,978	22,829	293
<b>1946</b>							
Jan. . . . .	28,330	21	348	-	3,892	23,651	418
Feb. . . . .	21,292	16	255	-	2,714	17,904	403
Mar. . . . .	21,460	38	336	-	2,410	18,320	356
Apr. . . . .	24,944	18	304	-	2,901	21,101	620
May. . . . .	24,445	21	273	-	2,253	21,073	825
Jun. . . . .	24,670	26	279	-	1,827	21,660	878
Jul. . . . .	24,951	14	259	-	1,507	22,345	826
Aug. . . . .	25,936	75	193	-	1,026	23,637	1,005
Sep. . . . .	21,540	15	181	-	618	19,803	923
Oct. . . . .	25,663	15	236	-	445	23,665	1,302
Nov. . . . .	19,121	5	248	-	228	17,754	886
Dec. . . . .	18,554	2	103	-	158	17,231	1,060

a/ Octane fuel with 96 "performance rating" (91/96).

b/ 100 octane fuel with 130 "performance rating" (100/130).

c/ Fuel for jet propelled airplanes.

Source: Air Materiel Command, Statistical Control Office.

Table 113.-- GASOLINE CONSUMPTION OF AIRPLANES OVERSEAS, BY TYPE AND PRINCIPAL MODEL OF AIRPLANE: DEC 1941; QUARTERLY, 1942 TO 1944; MONTHLY, 1945 AND 1946

Note.-- In thousands of gallons. The data below do not equal the sum of those for individual overseas areas published elsewhere in this volume. Consumption of airplanes assigned to special projects overseas are included here but not in any individual area. Air Transport Command figures are not included, and prior to September 1945, consumption is that for only first line bombers and fighters with combat units. Due to the rounding of figures to the nearest 1,000 gallons, the totals of quarterly or monthly consumption - by type and model of airplane - may not necessarily equal annual consumption by type and model. Similarly, consumption by model may not equal figures shown by type; consumption in any period may not equal that by type.

Type and Model	Total	1941 (Dec)	1942	1943	1944	1945	1946	1942		
								1st Qtr	2nd Qtr	3rd Qtr
<b>Total g/ . . . . .</b>	<b>2,726,555</b>	<b>208</b>	<b>18,628</b>	<b>264,608</b>	<b>1,281,512</b>	<b>1,078,556</b>	<b>83,043</b>	<b>1,240</b>	<b>2,920</b>	<b>4,135</b>
<b>Very Heavy Bomber</b>										
B-29 . . . . .	295,929	-	-	-	35,775	250,298	9,856	-	-	-
<b>Heavy Bomber - Total . .</b>	<b>1,556,261</b>	<b>110</b>	<b>11,323</b>	<b>148,899</b>	<b>850,713</b>	<b>533,309</b>	<b>11,907</b>	<b>406</b>	<b>1,510</b>	<b>2,556</b>
B-17 . . . . .	783,782	110	7,536	87,100	394,221	283,819	10,996	406	836	2,052
B-24 . . . . .	772,156	-	3,787	61,799	456,492	249,167	911	-	674	504
B-32 . . . . .	324	-	-	-	-	324	-	-	-	-
<b>Medium Bomber - Total</b>	<b>240,449</b>	<b>-</b>	<b>2,685</b>	<b>47,305</b>	<b>117,501</b>	<b>70,951</b>	<b>2,007</b>	<b>49</b>	<b>536</b>	<b>802</b>
B-25 . . . . .	125,724	-	1,765	28,081	56,476	37,470	1,932	24	202	462
B-26 . . . . .	114,724	-	920	19,224	61,025	33,480	75	25	334	340
<b>Light Bomber - Total</b>	<b>60,442</b>	<b>-</b>	<b>559</b>	<b>2,889</b>	<b>24,993</b>	<b>27,527</b>	<b>4,474</b>	<b>-</b>	<b>116</b>	<b>174</b>
A-20 . . . . .	39,236	-	559	2,889	24,066	11,701	21	-	116	174
A-26 . . . . .	21,205	-	-	-	927	15,824	4,454	-	-	-
<b>Fighter - Total . . . . .</b>	<b>506,538</b>	<b>98</b>	<b>4,061</b>	<b>65,515</b>	<b>252,530</b>	<b>170,782</b>	<b>13,552</b>	<b>785</b>	<b>758</b>	<b>603</b>
P-38 . . . . .	122,702	-	696	23,420	63,059	34,491	1,036	1	8	39
P-39 . . . . .	14,030	-	622	8,128	5,280	-	-	54	217	166
P-40 . . . . .	26,174	18	1,612	13,829	9,928	787	-	224	209	252
P-47 . . . . .	208,927	-	-	13,169	114,257	75,554	5,947	-	-	-
P-51 . . . . .	108,240	-	-	348	51,417	51,585	4,890	-	-	-
P-61 . . . . .	11,892	-	-	-	3,358	7,255	1,279	-	-	-
P-80 . . . . .	396	-	-	-	-	-	396	-	-	-
Other . . . . .	14,176	80	1,131	6,621	5,231	1,110	3	506	-	146
<b>Reconnaissance - Total .</b>	<b>5,488</b>	<b>b/</b>	<b>b/</b>	<b>b/</b>	<b>b/</b>	<b>839</b>	<b>4,649</b>	<b>b/</b>	<b>b/</b>	<b>b/</b>
F-6 . . . . .	527	b/	b/	b/	b/	24	503	b/	b/	b/
F-7 . . . . .	1,038	b/	b/	b/	b/	238	800	b/	b/	b/
F-9 . . . . .	199	b/	b/	b/	b/	-	199	b/	b/	b/
F-13 . . . . .	2,511	b/	b/	b/	b/	179	2,332	b/	b/	b/
OA-10 . . . . .	678	b/	b/	b/	b/	133	545	b/	b/	b/
Other . . . . .	533	b/	b/	b/	b/	262	271	b/	b/	b/
<b>Transport - Total . . . .</b>	<b>55,879</b>	<b>b/</b>	<b>b/</b>	<b>b/</b>	<b>b/</b>	<b>23,580</b>	<b>32,299</b>	<b>b/</b>	<b>b/</b>	<b>b/</b>
C-46 . . . . .	19,671	b/	b/	b/	b/	10,987	8,684	b/	b/	b/
C-47, C-53 . . . . .	30,304	b/	b/	b/	b/	11,977	18,327	b/	b/	b/
C-54 . . . . .	3,277	b/	b/	b/	b/	-	3,277	b/	b/	b/
Light Transport . . . . .	2,067	b/	b/	b/	b/	259	1,808	b/	b/	b/
Other . . . . .	562	b/	b/	b/	b/	359	203	b/	b/	b/
<b>Trainer - Total . . . . .</b>	<b>1,740</b>	<b>b/</b>	<b>b/</b>	<b>b/</b>	<b>b/</b>	<b>222</b>	<b>1,518</b>	<b>b/</b>	<b>b/</b>	<b>b/</b>
Advanced . . . . .	1,730	b/	b/	b/	b/	212	1,518	b/	b/	b/
Other . . . . .	10	b/	b/	b/	b/	10	-	b/	b/	b/
<b>Communications - Total .</b>	<b>1,236</b>	<b>b/</b>	<b>b/</b>	<b>b/</b>	<b>b/</b>	<b>306</b>	<b>930</b>	<b>b/</b>	<b>b/</b>	<b>b/</b>
Liaison . . . . .	1,220	b/	b/	b/	b/	301	919	b/	b/	b/
Rotary Wing . . . . .	14	b/	b/	b/	b/	3	11	b/	b/	b/

a/ Includes consumption for which no type or model breakdown was reported.  
b/ Not available.

Table 113.-- GASOLINE CONSUMPTION OF AIRPLANES OVERSEAS, BY TYPE AND PRINCIPAL MODEL

Line Number	Type and Model	1942	1943				1944			
		(Contd)	4th Qtr	1st Qtr	2nd Qtr	3rd Qtr	4th Qtr	1st Qtr	2nd Qtr	3rd Qtr
1	Total g/ . . . . .	10,333	21,881	48,859	92,694	101,174	160,780	351,864	407,839	361,029
2	Very Heavy Bomber. . . . .									
3	B-29 . . . . .	-	-	-	-	-	-	2,318	11,958	21,499
4	Heavy Bomber - Total . . . . .	6,851	13,254	27,816	48,930	58,899	101,665	234,059	277,876	237,113
5	B-17 . . . . .	4,242	6,999	17,337	31,357	31,407	52,744	98,252	126,209	117,016
6	B-24 . . . . .	2,609	6,255	10,479	17,573	27,492	48,921	135,807	151,372	120,097
7	B-32 . . . . .	-	-	-	-	-	-	-	-	-
8	Medium Bomber - Total. . . . .	1,298	2,565	7,041	19,891	17,808	20,940	34,713	33,363	28,485
9	B-25 . . . . .	1,077	1,876	4,651	11,099	10,455	10,088	14,302	15,052	17,034
10	B-26 . . . . .	221	689	2,390	8,792	7,353	10,852	20,411	18,311	11,451
11	Light Bomber - Total . . . . .	269	496	624	769	1,000	2,449	8,529	8,336	5,679
12	A-20 . . . . .	269	496	624	769	1,000	2,449	8,526	8,296	4,795
13	A-26 . . . . .	-	-	-	-	-	-	3	40	884
14	Fighter - Total. . . . .	1,915	5,566	13,378	23,104	23,467	35,726	72,245	76,306	68,253
15	P-38 . . . . .	648	2,280	5,634	8,403	7,103	8,346	21,681	17,897	15,135
16	P-39 . . . . .	185	777	1,282	3,329	2,740	2,260	2,466	554	-
17	P-40 . . . . .	927	1,913	3,640	4,370	3,906	3,778	3,124	1,929	1,097
18	P-47 . . . . .	-	9	1,606	4,217	7,337	16,863	31,661	34,315	31,418
19	P-51 . . . . .	-	-	6	9	333	2,025	11,590	19,403	18,399
20	P-61 . . . . .	-	-	-	-	-	-	206	1,430	1,722
21	Other. . . . .	155	587	1,210	2,776	2,048	2,454	1,517	778	482
22	Reconnaissance - Total . . . . .	b/	b/	b/	b/	b/	b/	b/	b/	b/
23	F-6. . . . .	b/	b/	b/	b/	b/	b/	b/	b/	b/
24	F-7. . . . .	b/	b/	b/	b/	b/	b/	b/	b/	b/
25	F-13 . . . . .	b/	b/	b/	b/	b/	b/	b/	b/	b/
26	OA-10. . . . .	b/	b/	b/	b/	b/	b/	b/	b/	b/
27	Other. . . . .	b/	b/	b/	b/	b/	b/	b/	b/	b/
28	Transport - Total. . . . .	b/	b/	b/	b/	b/	b/	b/	b/	b/
29	C-46 . . . . .	b/	b/	b/	b/	b/	b/	b/	b/	b/
30	C-47, C-53 . . . . .	b/	b/	b/	b/	b/	b/	b/	b/	b/
31	Light Transport. . . . .	b/	b/	b/	b/	b/	b/	b/	b/	b/
32	Other. . . . .	b/	b/	b/	b/	b/	b/	b/	b/	b/
33	Trainer - Total. . . . .	b/	b/	b/	b/	b/	b/	b/	b/	b/
34	Advanced . . . . .	b/	b/	b/	b/	b/	b/	b/	b/	b/
35	Other. . . . .	b/	b/	b/	b/	b/	b/	b/	b/	b/
36	Communications - Total . . . . .	b/	b/	b/	b/	b/	b/	b/	b/	b/
37	Liaison. . . . .	b/	b/	b/	b/	b/	b/	b/	b/	b/
38	Rotary Wing. . . . .	b/	b/	b/	b/	b/	b/	b/	b/	b/

g/ Includes gasoline consumption for which no type or model breakdown was reported.

b/ Not available.



Table 113.-- GASOLINE CONSUMPTION OF AIRPLANES OVERSEAS, BY TYPE AND PRINCIPAL MODEL OF AIRPLANE: DEC 1941; QUARTERLY, 1942 TO 1955; MONTHLY, 1945 AND 1946 -- Continued

Type and Model	1946											
	Jan	Feb	Mar	Apr	May	Jun	Jul	Aug	Sep	Oct	Nov	Dec
<u>Total g/</u> . . . . .	8,195	4,758	6,195	6,755	7,586	6,397	8,307	7,278	7,387	7,619	6,853	5,892
<u>Very Heavy Bomber</u>												
B-29. . . . .	1,901	612	906	655	988	816	918	663	373	661	839	524
<u>Heavy Bomber - Total</u> . . .	1,120	793	778	1,046	1,209	1,037	1,537	753	1,155	984	728	767
B-17. . . . .	753	724	714	983	1,159	1,011	1,465	706	1,103	941	700	736
B-24. . . . .	367	68	63	63	50	26	72	47	52	43	27	31
<u>Medium Bomber - Total</u> . . .	302	283	202	192	178	108	129	159	142	134	90	87
B-25. . . . .	256	254	202	192	178	108	129	159	142	134	90	87
B-26. . . . .	46	29	-	-	-	-	-	-	-	-	-	-
<u>Light Bomber - Total</u> . . .	238	121	172	340	333	318	420	643	583	540	420	345
A-20. . . . .	6	3	8	4	-	-	-	-	-	-	-	-
A-26. . . . .	232	118	165	336	333	318	420	643	583	540	420	345
<u>Fighter - Total</u> . . . . .	971	625	663	970	1,151	1,013	1,395	1,484	1,404	1,536	1,336	1,005
P-38. . . . .	218	65	45	83	141	89	99	130	90	48	29	-
P-47. . . . .	356	201	260	415	490	439	711	666	637	704	575	494
P-51. . . . .	306	284	272	355	392	362	378	478	519	612	542	389
P-61. . . . .	90	75	86	117	128	99	156	113	103	106	110	97
P-80. . . . .	-	-	-	-	-	25	50	97	56	66	81	21
Other . . . . .	-	-	-	-	-	-	-	-	-	-	-	3
<u>Reconnaissance - Total</u> . . .	260	196	202	221	492	366	637	373	363	436	671	430
F-6 . . . . .	27	21	38	29	48	50	54	67	67	42	35	25
F-7 . . . . .	38	48	37	32	38	66	72	97	76	110	124	63
F-9 . . . . .	-	-	-	6	16	15	7	-	8	30	49	67
F-13. . . . .	107	75	54	81	327	167	407	149	163	190	408	204
OA-10 . . . . .	48	36	46	54	47	52	77	37	33	53	27	33
Other . . . . .	41	17	27	19	17	15	20	22	16	10	28	39
<u>Transport - Total</u> . . . . .	3,289	2,008	2,305	2,332	2,579	2,523	3,057	2,963	3,128	3,070	2,531	2,513
C-46. . . . .	1,499	679	522	479	380	471	495	617	830	930	839	944
C-47, C-53. . . . .	1,652	1,181	1,530	1,495	1,832	1,485	1,914	1,772	1,724	1,522	1,181	1,038
C-54. . . . .	-	36	123	184	229	403	437	383	355	412	329	386
Light Transport . . . . .	104	80	115	149	127	157	191	182	208	195	171	127
Other . . . . .	34	33	15	25	10	8	19	9	12	11	10	17
<u>Trainer - Total</u> . . . . .	57	53	94	88	131	142	129	151	169	172	171	172
Advanced. . . . .	57	53	94	88	131	142	129	151	159	172	171	172
Other . . . . .	-	-	-	-	-	-	-	-	10	-	-	-
<u>Communications - Total</u> . . .	57	67	82	97	95	74	85	90	79	87	67	49
Liaison . . . . .	55	66	82	96	94	73	83	89	79	85	67	48
Rotary Wing . . . . .	2	1	1	1	1	1	2	1	-	1	-	1

g/ Includes gasoline consumption for which no type or model breakdown was reported.



Table 114.-- GASOLINE CONSUMPTION OF AIRPLANES IN EUROPEAN AREA, BY TYPE AND PRINCIPAL MODEL OF AIRPLANE: QUARTERLY, 2ND QUARTER 1942 TO 1944; MONTHLY, 1945 AND 1946

(In thousands of gallons. See headnote to Table 113.)

Type and Model	Total	1942 a/	1943	1944	1945	1946	1942			1943				1944				1945		
							2nd Qtr	3rd Qtr	4th Qtr	1st Qtr	2nd Qtr	3rd Qtr	4th Qtr	1st Qtr	2nd Qtr	3rd Qtr	4th Qtr	Jan	Feb	Mar
Total . . . . .	1,861,710	5,880	176,786	1,033,701	621,280	24,063	13	954	4,913	12,032	33,699	67,651	63,404	120,320	300,054	339,423	273,904	74,089	118,636	157,516
<b>Very Heavy Bomber</b>																				
B-29 . . . . .	-	-	-	-	-	46														
<b>Heavy Bomber - Total</b>	1,311,099	4,550	106,386	749,467	445,990	4,706	13	820	3,717	7,902	20,202	37,828	40,454	82,970	211,020	248,731	206,746	56,481	92,736	115,154
B-17 . . . . .	767,656	3,660	81,777	394,221	283,292	4,706	-	713	2,947	4,973	15,514	29,995	31,295	52,744	98,252	126,209	117,016	36,008	53,635	68,943
B-24 . . . . .	543,443	890	24,609	355,246	162,698	-	13	107	770	2,929	4,688	7,833	9,159	30,226	112,768	122,522	89,730	20,473	39,101	46,211
<b>Medium Bomber - Total</b>	158,621	490	31,742	81,321	44,741	327	-	84	406	1,472	4,744	15,160	10,366	13,887	25,434	24,651	17,349	4,375	7,103	11,026
B-25 . . . . .	45,634	402	13,187	20,334	11,448	263	-	84	318	887	2,549	6,502	3,249	3,073	5,023	6,340	5,898	1,686	2,331	2,623
B-26 . . . . .	112,985	88	18,555	60,987	33,291	64	-	-	88	585	2,195	8,658	7,117	10,814	20,411	18,311	11,451	2,689	4,772	8,403
<b>Light Bomber - Total</b>	38,612	126	1,866	15,533	19,174	1,913	-	-	126	231	508	620	507	910	5,201	5,971	3,451	1,231	2,050	4,516
A-20 . . . . .	21,372	126	1,866	14,609	4,764	7	-	-	126	231	508	620	507	910	5,201	5,931	2,567	778	951	1,590
A-26 . . . . .	17,239	-	-	924	14,408	1,907	-	-	-	-	-	-	-	-	-	40	884	453	1,099	2,926
<b>Fighter - Total</b>	337,644	714	36,792	187,388	107,472	5,278	-	50	664	2,427	8,245	14,043	12,077	22,553	58,399	60,070	46,358	12,002	16,747	26,820
P-38 . . . . .	69,991	507	14,323	41,758	13,395	8	-	-	507	1,531	3,807	5,390	3,595	4,838	17,233	12,424	7,263	1,484	2,348	3,736
P-39 . . . . .	4,209	-	1,945	2,264	-	-	-	-	-	109	206	944	686	1,001	925	338	-	-	-	-
P-40 . . . . .	8,253	38	5,199	3,016	-	-	-	4	34	408	1,720	2,102	969	1,380	1,409	227	-	-	-	-
P-47 . . . . .	150,893	-	9,711	86,082	51,909	3,191	-	-	-	9	1,606	3,085	5,011	11,610	26,587	26,966	20,919	5,715	7,195	12,327
P-51 . . . . .	90,251	-	206	48,659	39,896	1,490	-	-	-	-	6	9	191	1,719	11,023	18,649	17,268	4,622	6,916	10,259
P-61 . . . . .	3,472	-	-	1,221	1,874	377	-	-	-	-	-	-	-	-	-	790	431	120	177	363
P-80 . . . . .	212	-	-	-	-	212	-	-	-	-	-	-	-	-	-	-	-	-	-	-
Other . . . . .	10,568	169	5,408	4,380	398	213	-	46	123	370	900	2,513	1,625	2,005	1,222	676	477	61	111	135
<b>Reconnaissance - Total</b>	344	b/	b/	b/	112	232	b/	b/	b/	b/	b/	b/	b/	b/	b/	b/	b/	b/	b/	b/
F-6 . . . . .	257	b/	b/	b/	25	232	b/	b/	b/	b/	b/	b/	b/	b/	b/	b/	b/	b/	b/	b/
Other . . . . .	87	b/	b/	b/	87	-	b/	b/	b/	b/	b/	b/	b/	b/	b/	b/	b/	b/	b/	b/
<b>Transport - Total</b>	14,189	b/	b/	b/	3,511	10,678	b/	b/	b/	b/	b/	b/	b/	b/	b/	b/	b/	b/	b/	b/
C-45, CQ-3 . . . . .	946	b/	b/	b/	58	888	b/	b/	b/	b/	b/	b/	b/	b/	b/	b/	b/	b/	b/	b/
C-47, C-53 . . . . .	12,823	b/	b/	b/	3,192	9,631	b/	b/	b/	b/	b/	b/	b/	b/	b/	b/	b/	b/	b/	b/
Other . . . . .	421	b/	b/	b/	262	159	b/	b/	b/	b/	b/	b/	b/	b/	b/	b/	b/	b/	b/	b/
<b>Trainer</b>																				
Advanced . . . . .	516	b/	b/	b/	99	417	b/	b/	b/	b/	b/	b/	b/	b/	b/	b/	b/	b/	b/	b/
<b>Communications</b>																				
Liaison . . . . .	649	b/	b/	b/	182	467	b/	b/	b/	b/	b/	b/	b/	b/	b/	b/	b/	b/	b/	b/

a/ April through December.  
b/ Not available.

Table 114.-- GASOLINE CONSUMPTION OF AIRPLANES IN EUROPEAN AREA, BY TYPE AND PRINCIPAL MODEL OF AIRPLANE: QUARTERLY, 2ND QUARTER 1942 TO 1944; MONTHLY, 1945 AND 1946  
 -- Continued

Type and Model	1945 (Continued)										1946											
	Apr	May	Jun	Jul	Aug	Sep	Oct	Nov	Dec	Jan	Feb	Mar	Apr	May	Jun	Jul	Aug	Sep	Oct	Nov	Dec	
<b>Total</b> . . . . .	139,851	54,782	29,692	18,541	13,596	8,808	3,484	1,316	969	1,541	1,499	1,906	2,415	2,500	1,914	2,831	2,155	2,687	2,065	1,538	1,012	
<b>Very Heavy Bomber</b>																						
B-29 . . . . .	-	-	-	-	-	-	-	-	-	-	2	1	-	2	2	5	8	5	9	11	1	
<b>Heavy Bomber - Total</b>	100,069	38,070	17,031	10,993	8,348	4,652	1,453	580	423	347	432	374	605	585	520	744	137	492	257	121	92	
B-17 . . . . .	57,382	25,793	15,218	10,857	8,348	4,652	1,453	580	423	347	432	374	605	585	520	744	137	492	257	121	92	
B-24 . . . . .	42,687	12,277	1,813	136	-	-	-	-	-	-	-	-	-	-	-	-	-	-	-	-	-	
<b>Medium Bomber - Total</b>	9,881	3,564	2,799	2,725	2,078	848	258	48	36	59	67	34	29	28	28	23	13	16	21	6	2	
B-25 . . . . .	2,548	1,078	730	233	97	68	32	13	9	25	38	34	29	28	28	23	13	16	21	6	2	
B-26 . . . . .	7,333	2,486	2,069	2,492	1,981	780	225	35	26	35	29	-	-	-	-	-	-	-	-	-	-	
<b>Light Bomber - Total</b>	4,693	3,432	2,866	86	41	106	81	41	31	61	70	97	231	170	135	173	180	290	248	176	83	
A-20 . . . . .	1,176	147	14	24	16	53	9	3	3	-	1	5	1	-	-	-	-	-	-	-	-	
A-26 . . . . .	3,517	3,285	2,852	62	25	51	72	38	28	61	69	92	230	170	135	173	180	290	248	176	83	
<b>Fighter - Total</b>	25,208	9,716	6,996	4,737	3,129	1,257	505	203	152	278	222	382	510	482	269	648	604	639	572	414	260	
P-38 . . . . .	3,723	999	409	228	36	20	2	2	4	2	1	-	-	-	-	-	-	-	-	-	-	
P-47 . . . . .	12,205	5,387	3,866	2,454	1,504	743	275	136	102	173	115	186	324	319	144	405	393	395	339	227	168	
P-51 . . . . .	8,798	3,014	2,545	1,708	1,326	431	183	54	40	85	86	149	140	121	96	157	149	169	161	121	55	
P-61 . . . . .	398	309	176	167	71	47	27	11	8	15	19	45	45	42	24	58	20	33	33	26	17	
P-80 . . . . .	-	-	-	-	-	-	-	-	-	-	-	-	-	-	4	27	41	42	40	39	19	
Other . . . . .	84	7	-	-	-	-	-	-	-	-	-	-	-	-	-	-	-	-	-	-	-	
<b>Reconnaissance - Total</b>	b/	b/	b/	b/	b/	70	20	12	9	7	9	20	4	22	18	27	49	41	9	16	9	
F-6 . . . . .	b/	b/	b/	b/	b/	18	4	1	1	7	9	20	4	22	18	27	49	41	9	16	9	
Other . . . . .	b/	b/	b/	b/	b/	52	15	11	8	-	-	-	-	-	-	-	-	-	-	-	-	
<b>Transport - Total</b>	b/	b/	b/	b/	b/	1,749	1,077	395	291	747	645	914	942	1,119	866	1,114	1,068	1,114	877	739	533	
C-45, CQ-3 . . . . .	b/	b/	b/	b/	b/	18	12	17	12	38	33	57	72	46	75	115	98	122	103	84	45	
C-47, C-53 . . . . .	b/	b/	b/	b/	b/	1,628	959	348	257	686	592	844	852	1,068	785	991	951	973	756	651	483	
Other . . . . .	b/	b/	b/	b/	b/	103	107	29	22	23	21	13	19	6	5	8	19	19	18	4	4	
<b>Trainer</b>																						
Advanced . . . . .	b/	b/	b/	b/	b/	36	37	15	11	20	21	42	39	43	41	44	49	46	30	27	16	
<b>Communications</b>																						
Liaison . . . . .	b/	b/	b/	b/	b/	90	54	22	16	22	31	43	56	49	36	53	48	44	41	29	17	

b/ Not available.  
 c/ Estimated.

Table 115.-- GASOLINE CONSUMPTION OF AIRPLANES IN CARIBBEAN AREA, BY TYPE AND PRINCIPAL MODEL OF AIRPLANE:  
SEP 1945 TO DEC 1946

(In thousands of gallons. See headnote to Table 113.)

Type and Model	Total	1945 a/	1946	1945			
				Sep	Oct	Nov	Dec
<b>Total</b> . . . . .	8,587	2,555	6,032	1,046	580	514	415
<b>Heavy Bomber - Total</b> . . . . .	2,765	867	1,898	356	208	177	126
B-17 . . . . .	1,933	70	1,863	23	8	23	16
B-24 . . . . .	833	798	35	333	200	154	111
<b>Medium Bomber - Total</b> . . . . .	314	130	184	50	23	28	29
B-25 . . . . .	197	25	172	3	2	10	10
B-26 . . . . .	117	106	11	47	21	19	19
<b>Fighter - Total</b> . . . . .	1,667	711	956	382	132	116	81
P-38 . . . . .	766	711	55	382	132	116	81
P-47 . . . . .	901	-	901	-	-	-	-
<b>Reconnaissance - Total</b> . . . . .	230	25	205	7	6	4	8
F-9 . . . . .	114	-	114	-	-	-	-
OA-10 . . . . .	59	15	44	4	4	1	6
Other . . . . .	56	9	47	2	2	3	2
<b>Transports - Total</b> . . . . .	3,443	778	2,665	236	202	178	162
C-45, CQ-3 . . . . .	350	95	255	26	23	24	22
C-46 . . . . .	437	181	256	61	53	36	31
C-47, C-53 . . . . .	2,416	466	1,950	129	115	115	107
C-54 . . . . .	202	-	202	-	-	-	-
Other . . . . .	38	36	2	21	11	3	1
<b>Trainer - Total</b> . . . . .	157	40	117	14	8	9	9
Advanced . . . . .	153	37	116	11	8	9	9
Other . . . . .	2	2	-	2	-	-	-
<b>Communications</b>							
Liaison . . . . .	11	4	7	2	-	1	1

Type and Model	1946											
	Jan	Feb	Mar	Apr	May	Jun	Jul	Aug	Sep	Oct	Nov	Dec
<b>Total</b> . . . . .	376	191	262	323	391	345	658	627	698	782	661	720
<b>Heavy Bomber - Total</b> . . . . .	130	58	73	100	127	79	186	184	237	208	228	288
B-17 . . . . .	99	54	73	100	127	79	186	184	237	208	228	288
B-24 . . . . .	30	4	-	-	-	-	-	-	-	-	-	-
<b>Medium Bomber - Total</b> . . . . .	18	5	4	5	11	6	20	29	23	26	16	23
B-25 . . . . .	6	5	4	5	11	6	20	29	23	26	16	23
B-26 . . . . .	11	-	-	-	-	-	-	-	-	-	-	-
<b>Fighter - Total</b> . . . . .	57	18	38	58	64	62	95	97	91	153	118	105
P-38 . . . . .	55	-	-	-	-	-	-	-	-	-	-	-
P-47 . . . . .	2	18	38	58	64	62	95	97	91	153	118	105
<b>Reconnaissance - Total</b> . . . . .	4	2	4	11	20	22	24	8	17	23	31	38
F-9 . . . . .	-	-	-	6	16	15	7	-	8	13	20	28
OA-10 . . . . .	2	-	1	2	1	5	9	3	5	5	5	4
Other . . . . .	2	2	3	2	3	2	8	4	4	5	5	6
<b>Transports - Total</b> . . . . .	158	98	132	141	157	168	322	295	317	359	258	259
C-45, CQ-3 . . . . .	21	14	14	16	18	15	27	31	27	29	25	19
C-46 . . . . .	43	16	26	28	37	22	13	18	6	16	16	15
C-47, C-53 . . . . .	93	69	92	97	92	95	244	226	253	284	196	208
C-54 . . . . .	-	-	-	-	10	36	38	20	31	29	21	16
Other . . . . .	-	-	-	-	-	-	-	-	-	1	-	-
<b>Trainer</b>												
Advanced . . . . .	8	9	9	8	10	7	10	12	12	12	10	8
<b>Communications</b>												
Liaison . . . . .	1	-	1	1	1	1	-	1	-	-	-	-

a/ September through December.

Table 116.-- GASOLINE CONSUMPTION OF AIRPLANES IN PACIFIC AREA, BY TYPE AND PRINCIPAL MODEL OF AIRPLANE: DEC 1941; QUARTERLY, 1942 TO 1944; MONTHLY, 1945 AND 1946

(In thousands of gallons. See headnote to Table 113.)

Type and Model	Total	1941 (Dec)	1942	1943	1944	1945	1946	1942				1943			
								1st Qtr	2nd Qtr	3rd Qtr	4th Qtr	1st Qtr	2nd Qtr	3rd Qtr	4th Qtr
<b>Total a/</b> . . . . .	694,807	208	10,920	67,715	174,756	395,887	45,321	1,205	2,688	2,523	4,504	7,297	10,365	19,554	30,499
<b>Very Heavy Bomber</b>															
B-29 . . . . .	251,636	-	-	-	6,705	236,225	8,706	-	-	-	-	-	-	-	-
<b>Heavy Bomber - Total</b>	199,112	110	5,627	31,475	83,454	74,212	4,234	406	1,408	1,295	2,518	3,871	4,961	8,100	14,543
B-17 . . . . .	13,026	110	3,737	5,074	-	404	3,701	406	816	1,295	1,220	1,883	1,744	1,335	112
B-24 . . . . .	185,763	-	1,890	26,401	83,454	73,484	534	-	592	-	1,298	1,988	3,217	6,765	14,431
B-32 . . . . .	324	-	-	-	-	324	-	-	-	-	-	-	-	-	-
<b>Medium Bomber - Total</b>	58,335	-	1,733	10,574	26,008	18,690	1,330	21	436	570	706	492	919	3,148	6,015
B-25 . . . . .	59,946	-	1,051	9,905	25,970	18,690	1,330	21	137	285	608	388	724	3,014	5,779
B-26 . . . . .	1,387	-	682	669	38	-	-	-	299	285	98	104	195	134	236
<b>Light Bomber - Total</b>	21,824	-	433	1,023	9,460	8,353	2,555	-	116	174	143	265	116	149	493
A-20 . . . . .	17,863	-	433	1,023	9,457	6,937	13	-	116	174	143	265	116	149	493
A-26 . . . . .	3,960	-	-	-	3	1,416	2,541	-	-	-	-	-	-	-	-
<b>Fighter - Total</b>	130,493	98	3,127	24,643	49,129	46,569	6,927	778	728	484	1,137	2,669	4,369	8,157	9,448
P-38 . . . . .	43,898	-	130	8,317	18,816	15,894	741	-	-	23	107	633	1,647	2,823	3,214
P-39 . . . . .	9,801	-	606	6,179	3,016	-	-	54	213	157	182	668	1,076	2,381	2,054
F-40 . . . . .	9,452	18	1,429	5,655	2,201	149	-	218	191	204	816	1,151	1,338	1,577	1,589
P-47 . . . . .	44,861	-	-	3,458	22,369	17,184	1,850	-	-	-	-	-	-	1,132	2,326
P-51 . . . . .	11,838	-	-	-	205	8,372	3,261	-	-	-	-	-	-	-	-
P-61 . . . . .	7,903	-	-	-	2,031	4,970	902	-	-	-	-	-	-	-	-
P-80 . . . . .	173	-	-	-	-	-	173	-	-	-	-	-	-	-	-
Other . . . . .	2,567	80	962	1,034	491	-	-	506	324	100	32	217	308	244	265
<b>Reconnaissance - Total</b>	4,149	b/	b/	b/	b/	617	3,532	b/	b/	b/	b/	b/	b/	b/	b/
F-7 . . . . .	991	b/	b/	b/	b/	191	800	b/	b/	b/	b/	b/	b/	b/	b/
F-13 . . . . .	1,917	b/	b/	b/	b/	179	1,738	b/	b/	b/	b/	b/	b/	b/	b/
OA-10 . . . . .	527	b/	b/	b/	b/	99	428	b/	b/	b/	b/	b/	b/	b/	b/
Other . . . . .	714	b/	b/	b/	b/	147	567	b/	b/	b/	b/	b/	b/	b/	b/
<b>Transport - Total</b>	23,512	b/	b/	b/	b/	10,329	13,183	b/	b/	b/	b/	b/	b/	b/	b/
C-45, CQ-3 . . . . .	603	b/	b/	b/	b/	65	538	b/	b/	b/	b/	b/	b/	b/	b/
C-46 . . . . .	13,922	b/	b/	b/	b/	6,386	7,536	b/	b/	b/	b/	b/	b/	b/	b/
C-47, C-53 . . . . .	6,987	b/	b/	b/	b/	3,856	3,131	b/	b/	b/	b/	b/	b/	b/	b/
C-54 . . . . .	1,934	b/	b/	b/	b/	-	1,934	b/	b/	b/	b/	b/	b/	b/	b/
Other . . . . .	67	b/	b/	b/	b/	24	43	b/	b/	b/	b/	b/	b/	b/	b/
<b>Trainer</b>															
Advanced . . . . .	988	b/	b/	b/	b/	54	934	b/	b/	b/	b/	b/	b/	b/	b/
<b>Communications - Total</b>	534	b/	b/	b/	b/	96	438	b/	b/	b/	b/	b/	b/	b/	b/
Liaison . . . . .	526	b/	b/	b/	b/	94	432	b/	b/	b/	b/	b/	b/	b/	b/
Rotary Wing . . . . .	7	b/	b/	b/	b/	2	5	b/	b/	b/	b/	b/	b/	b/	b/

a/ Includes consumption for which no breakdown by type and model was reported.

Type and Model	1944				1945											
	1st Qtr	2nd Qtr	3rd Qtr	4th Qtr	Jan	Feb	Mar	Apr	May	Jun	Jul	Aug	Sep	Oct	Nov	Dec
Total a/	35,087	40,868	42,632	56,169	24,944	25,619	38,482	43,586	52,150	61,914	66,604	43,855	17,218	5,285	10,249	5,981
<u>Very Heavy Bomber</u>																
B-29	-	-	-	6,705	6,094	9,073	19,617	26,628	33,511	40,469	48,153	32,888	14,192	155	3,267	2,178
<u>Heavy Bomber - Total</u>	16,250	20,121	22,453	24,630	9,737	9,054	9,584	9,163	9,870	11,952	7,855	4,425	1,434	536	310	292
B-17	-	-	-	-	-	-	-	-	-	-	-	-	-	62	179	163
B-24	16,250	20,121	22,453	24,630	9,737	9,054	9,584	9,163	9,870	11,879	7,711	4,318	1,434	474	131	129
B-32	-	-	-	-	-	-	-	-	-	73	144	107	-	-	-	-
<u>Medium Bomber - Total</u>	6,187	6,472	5,825	7,524	2,294	1,762	2,530	1,731	2,330	2,230	2,512	1,742	322	371	669	197
B-25	6,149	6,472	5,825	7,524	2,294	1,762	2,530	1,731	2,330	2,230	2,512	1,742	322	371	669	197
B-26	38	-	-	-	-	-	-	-	-	-	-	-	-	-	-	-
<u>Light Bomber - Total</u>	1,539	3,328	2,365	2,228	1,437	937	1,048	862	1,205	759	1,251	507	65	18	126	138
A-20	1,539	3,325	2,365	2,228	1,437	937	1,048	862	1,205	759	424	168	-	5	17	75
A-26	-	3	-	-	-	-	-	-	-	-	827	339	65	13	109	63
<u>Fighter - Total</u>	11,111	10,947	11,989	15,082	5,382	4,793	5,703	5,202	5,234	6,504	6,833	4,293	547	647	840	591
P-38	3,041	3,838	4,979	6,958	2,315	1,918	1,969	2,057	1,989	2,273	1,476	1,135	221	152	312	77
P-39	1,259	1,541	216	-	-	-	-	-	-	-	-	-	-	-	-	-
P-40	1,273	374	259	295	70	60	19	-	-	-	-	-	-	-	-	-
P-47	5,253	4,863	5,819	6,434	1,932	2,107	2,267	1,317	1,570	2,116	2,844	1,833	230	459	310	199
P-51	-	-	-	205	433	237	718	1,099	1,176	1,445	1,823	985	7	9	150	290
P-61	-	206	640	1,185	632	471	730	729	499	670	690	340	89	27	68	25
Other	285	125	76	5	-	-	-	-	-	-	-	-	-	-	-	-
<u>Reconnaissance - Total</u>	b/	b/	b/	b/	b/	b/	b/	b/	b/	b/	b/	b/	85	140	183	209
F-7	b/	b/	b/	b/	b/	b/	b/	b/	b/	b/	b/	b/	85	67	-	39
F-13	b/	b/	b/	b/	b/	b/	b/	b/	b/	b/	b/	b/	-	11	103	65
OA-10	b/	b/	b/	b/	b/	b/	b/	b/	b/	b/	b/	b/	-	21	37	41
Other	b/	b/	b/	b/	b/	b/	b/	b/	b/	b/	b/	b/	-	41	43	63
<u>Transport - Total</u>	b/	b/	b/	b/	b/	b/	b/	b/	b/	b/	b/	b/	556	3,380	4,691	1,702
C-45, CQ-3	b/	b/	b/	b/	b/	b/	b/	b/	b/	b/	b/	b/	5	7	21	32
C-46	b/	b/	b/	b/	b/	b/	b/	b/	b/	b/	b/	b/	363	1,908	2,918	1,197
C-47, C-53	b/	b/	b/	b/	b/	b/	b/	b/	b/	b/	b/	b/	189	1,461	1,744	462
Other	b/	b/	b/	b/	b/	b/	b/	b/	b/	b/	b/	b/	-	4	8	12
<u>Trainer</u>																
Advanced	b/	b/	b/	b/	b/	b/	b/	b/	b/	b/	b/	b/	9	20	11	14
<u>Communications - Total</u>	b/	b/	b/	b/	b/	b/	b/	b/	b/	b/	b/	b/	8	18	39	31
Liaison	b/	b/	b/	b/	b/	b/	b/	b/	b/	b/	b/	b/	8	18	38	30
Rotary Wing	b/	b/	b/	b/	b/	b/	b/	b/	b/	b/	b/	b/	-	-	1	1

- a/ Includes consumption for which no breakdown by type and model was reported.
- b/ Not available.
- c/ Estimated.
- d/ Excludes Fifth Air Force from which no report was received.

Table 116.-- GASOLINE CONSUMPTION OF AIRPLANES IN PACIFIC AREA, BY TYPE AND PRINCIPAL MODEL OF AIRPLANE:  
DEC 1941; QUARTERLY, 1942 TO 1944; MONTHLY, 1945 AND 1946 -- Continued

Type and Model	1946											
	Jan	Feb	Mar	Apr	May	Jun c/	Jul	Aug	Sep	Oct	Nov	Dec
<b>Total a/ . . . . .</b>	5,948	3,420	3,650	3,625	3,558	3,079	3,486	3,601	3,350	4,091	3,772	3,741
<b>Very Heavy Bomber</b>												
B-29 . . . . .	1,901	610	900	655	699	485	675	649	360	642	626	506
<b>Heavy Bomber - Total . . . . .</b>	589	270	291	297	339	305	326	339	370	449	326	334
B-17 . . . . .	293	221	259	270	341	288	283	320	348	449	326	334
B-24 . . . . .	296	49	32	27	28	17	42	19	22	-	-	-
<b>Medium Bomber</b>												
B-25 . . . . .	180	192	157	154	135	74	79	73	89	80	60	55
<b>Light Bomber - Total . . . . .</b>	177	51	76	109	163	184	247	463	293	292	242	259
A-20 . . . . .	5	2	3	3	-	-	-	-	-	-	-	-
A-26 . . . . .	171	49	73	106	163	184	247	463	293	292	242	259
<b>Fighter - Total . . . . .</b>	550	363	236	390	547	651	639	727	623	785	790	625
P-38 . . . . .	114	49	38	71	84	58	86	93	72	48	29	-
P-47 . . . . .	181	69	35	32	107	232	211	176	150	212	224	220
P-51 . . . . .	180	190	122	216	271	266	221	310	317	426	419	323
P-61 . . . . .	75	56	41	72	85	75	98	93	70	73	84	80
P-80 . . . . .	-	-	-	-	-	21	23	55	14	26	33	2
<b>Reconnaissance - Total . . . . .</b>	249	182	176	200	272	281	362	299	294	393	453	371
F-7 . . . . .	38	48	37	32	38	66	72	97	76	110	124	63
F-13 . . . . .	107	75	54	81	152	130	188	149	163	190	246	204
OA-10 . . . . .	45	32	42	47	42	40	63	22	18	38	13	25
Other . . . . .	59	27	43	41	40	45	39	31	38	55	70	79
<b>Transport - Total . . . . .</b>	1,651	841	945	929	854	975	1,055	933	1,193	1,281	1,109	1,417
C-45, CQ-3 . . . . .	30	23	34	53	53	55	41	39	47	56	54	52
C-46 . . . . .	1,158	444	395	385	338	433	457	553	792	676	782	921
C-47, C-53 . . . . .	453	329	428	335	395	296	346	120	157	96	59	116
C-54 . . . . .	-	35	83	151	66	189	207	220	196	252	211	325
Other . . . . .	9	10	5	5	2	1	4	1	1	1	3	2
<b>Trainer</b>												
Advanced . . . . .	27	21	38	39	75	87	73	80	94	125	131	144
<b>Communications - Total . . . . .</b>	31	35	39	40	45	37	30	38	33	43	36	30
Liaison . . . . .	31	35	38	39	44	37	29	37	33	43	36	30
Rotary Wing . . . . .	-	-	1	1	1	1	1	1	-	-	-	-

a/ Includes consumption for which no breakdown by type and model was reported.  
c/ Estimated

Table 117.-- GASOLINE CONSUMPTION OF AIRPLANES IN CHINA AREA, BY TYPE AND PRINCIPAL MODEL OF AIRPLANE:  
QUARTERLY, 1942 TO 1944; MONTHLY, 1945 AND 1946

(In thousands of gallons. See headnote to Table 113.)

Type and Model	Total	1942 a/	1943	1944	1945	1946	1942				1943			
							1st Qtr	2nd Qtr	3rd Qtr	4th Qtr	1st Qtr	2nd Qtr	3rd Qtr	4th Qtr
Total . . . . .	141,387	733	16,342	69,101	52,744	2,467	4	104	224	401	1,658	3,679	4,369	6,636
<b>Very Heavy Bomber</b>														
B-29 . . . . .	43,143	-	-	29,070	14,073	-	-	-	-	-	-	-	-	-
<b>Heavy Bomber - Total</b>	37,052	301	9,496	16,506	10,749	16	-	21	87	193	1,007	2,205	2,598	3,686
B-17 . . . . .	72	b/	62	-	3	7	b/	b/	b/	b/	62	-	-	-
B-24 . . . . .	36,996	301	9,434	16,506	10,746	9	-	21	87	193	945	2,205	2,598	3,686
<b>Medium Bomber</b>														
B-25 . . . . .	20,244	292	3,869	9,397	6,624	62	3	65	93	131	347	1,071	1,156	1,295
<b>Light Bomber</b>														
A-26 . . . . .	1	-	-	-	1	-	-	-	-	-	-	-	-	-
<b>Fighter - Total</b>	30,767	140	2,977	14,128	13,468	54	1	18	44	77	304	403	615	1,655
P-38 . . . . .	5,194	-	264	1,745	3,180	5	-	-	-	-	-	-	59	205
P-40 . . . . .	6,203	140	2,407	3,558	98	-	1	18	44	77	304	401	552	1,150
P-47 . . . . .	12,267	-	-	5,806	6,461	-	-	-	-	-	-	-	-	-
P-51 . . . . .	6,061	-	142	2,553	3,317	49	-	-	-	-	-	-	-	142
P-61 . . . . .	517	-	-	106	411	-	-	-	-	-	-	-	-	-
Other . . . . .	525	-	164	360	1	-	-	-	-	-	-	2	4	158
<b>Reconnaissance-Total</b>	67	b/	b/	b/	67	-	b/	b/	b/	b/	b/	b/	b/	b/
F-5 . . . . .	20	b/	b/	b/	20	-	b/	b/	b/	b/	b/	b/	b/	b/
F-7 . . . . .	47	b/	b/	b/	47	-	b/	b/	b/	b/	b/	b/	b/	b/
<b>Transport - Total</b>	10,064	b/	b/	b/	7,735	2,329	b/	b/	b/	b/	b/	b/	b/	b/
C-45 . . . . .	30	b/	b/	b/	13	17	b/	b/	b/	b/	b/	b/	b/	b/
C-46 . . . . .	5,283	b/	b/	b/	4,420	863	b/	b/	b/	b/	b/	b/	b/	b/
C-47, C-53 . . . . .	4,658	b/	b/	b/	3,288	1,370	b/	b/	b/	b/	b/	b/	b/	b/
Other . . . . .	93	b/	b/	b/	14	79	b/	b/	b/	b/	b/	b/	b/	b/
<b>Trainer - Total</b>	10	b/	b/	b/	8	2	b/	b/	b/	b/	b/	b/	b/	b/
Advanced . . . . .	4	b/	b/	b/	2	2	b/	b/	b/	b/	b/	b/	b/	b/
Basic . . . . .	6	b/	b/	b/	6	-	b/	b/	b/	b/	b/	b/	b/	b/
<b>Communications</b>														
Liaison . . . . .	24	b/	b/	b/	20	4	b/	b/	b/	b/	b/	b/	b/	b/

Type and Model	1944				1945							
	1st Qtr	2nd Qtr	3rd Qtr	4th Qtr	Jan	Feb	Mar	Apr	May	Jun	Jul	Aug
Total . . . . .	4,750	9,881	24,808	29,662	10,972	9,777	10,014	4,611	3,633	2,467	1,818	1,039
<b>Very Heavy Bomber</b>												
B-29 . . . . .	-	2,318	11,958	14,794	5,477	4,747	3,849	-	-	-	-	-
<b>Heavy Bomber</b>												
B-24 . . . . .	2,202	2,585	6,397	5,322	1,934	1,673	2,245	1,784	1,695	1,003	270	119
<b>Medium Bomber</b>												
B-25 . . . . .	771	2,557	2,678	3,391	1,180	1,035	1,249	935	770	556	384	221
<b>Fighter - Total</b>	1,777	2,421	3,775	6,155	2,381	2,322	2,671	1,892	1,168	908	1,164	699
P-38 . . . . .	370	387	320	668	350	407	566	615	305	357	394	259
P-40 . . . . .	937	1,086	1,145	390	46	17	22	6	4	3	-	-
P-47 . . . . .	-	211	1,530	4,065	1,599	1,457	1,481	697	471	264	288	182
P-51 . . . . .	306	567	754	926	329	391	527	499	342	350	435	231
P-61 . . . . .	-	-	-	106	57	50	75	75	46	34	47	27
Other . . . . .	164	170	26	-	-	-	-	-	-	-	-	-

a/ February through December.

b/ Not available.

Table 117.-- GASOLINE CONSUMPTION OF AIRPLANES IN CHINA AREA, BY TYPE AND PRINCIPAL MODEL OF AIRPLANE: QUARTERLY, 1942 TO 1944; MONTHLY, 1945 AND 1946 -- Continued

Type and Model	1945 (Continued)				1946											
	Sep	Oct	Nov	Dec	Jan	Feb	Mar	Apr	May	Jun c/	Jul	Aug	Sep	Oct	Nov	Dec
Total . . . . .	3,291	4,147	287	688	570	318	133	154	95	145	194	296	152	201	166	43
<u>Heavy Bomber - Total</u> . . . . .	-	7	8	11	16	-	-	-	-	-	-	-	-	-	-	-
B-17 . . . . .	-	-	-	3	7	-	-	-	-	-	-	-	-	-	-	-
B-24 . . . . .	-	7	8	8	9	-	-	-	-	-	-	-	-	-	-	-
<u>Medium Bomber</u> . . . . .	-	147	82	65	41	17	3	-	-	-	-	-	-	-	-	-
A-25 . . . . .	-	147	82	65	41	17	3	-	-	-	-	-	-	-	-	-
<u>Light Bomber</u> . . . . .	1	-	-	-	-	-	-	-	-	-	-	-	-	-	-	-
A-26 . . . . .	1	-	-	-	-	-	-	-	-	-	-	-	-	-	-	-
<u>Fighter - Total</u> . . . . .	74	174	-	15	44	9	1	-	-	-	-	-	-	-	-	-
P-38 . . . . .	19	5	-	3	3	1	-	-	-	-	-	-	-	-	-	-
P-47 . . . . .	-	22	-	-	-	-	-	-	-	-	-	-	-	-	-	-
P-51 . . . . .	56	145	-	12	41	8	1	-	-	-	-	-	-	-	-	-
<u>Reconnaissance - Total</u> . . . . .	5	38	24	-	-	-	-	-	-	-	-	-	-	-	-	-
F-5 . . . . .	5	15	-	-	-	-	-	-	-	-	-	-	-	-	-	-
F-7 . . . . .	-	23	24	-	-	-	-	-	-	-	-	-	-	-	-	-
<u>Transport - Total</u> . . . . .	3,203	3,769	171	592	465	289	129	154	95	145	194	296	152	201	166	43
C-45 . . . . .	-	6	3	4	7	7	3	-	-	-	-	-	-	-	-	-
C-46 . . . . .	1,714	2,369	36	301	297	219	101	65	6	15	25	46	30	34	25	-
C-47, C-53 . . . . .	1,489	1,383	130	286	161	64	24	89	90	123	157	236	110	157	125	34
Other . . . . .	-	10	3	1	-	-	-	-	-	6	12	15	12	10	15	9
<u>Trainer - Total</u> . . . . .	-	7	-	1	1	1	-	-	-	-	-	-	-	-	-	-
Advanced . . . . .	-	1	-	1	1	1	-	-	-	-	-	-	-	-	-	-
Basic . . . . .	-	6	-	-	-	-	-	-	-	-	-	-	-	-	-	-
<u>Communications</u> . . . . .	7	7	2	4	3	1	-	-	-	-	-	-	-	-	-	-
Liaison . . . . .	7	7	2	4	3	1	-	-	-	-	-	-	-	-	-	-

c/ Estimated.

Table 118.-- GASOLINE CONSUMPTION IN ALASKA, BY TYPE AND PRINCIPAL MODEL OF AIRPLANE: QUARTERLY, 1942 TO 1944; MONTHLY, 1945 AND 1946

(In thousands of gallons. See headnote to Table 113.)

Type and Model	Total	1942	1943	1944	1945	1946	1942				1943			
							1st Qtr	2nd Qtr	3rd Qtr	4th Qtr	1st Qtr	2nd Qtr	3rd Qtr	4th Qtr
Total . . . . .	18,513	1,095	3,765	3,954	5,684	4,015	31	115	434	515	894	1,116	1,120	635
<u>Very Heavy Bomber</u> . . . . .	129	-	-	-	-	129	-	-	-	-	-	-	-	-
B-29 . . . . .	129	-	-	-	-	129	-	-	-	-	-	-	-	-
<u>Heavy Bomber - Total</u> . . . . .	5,663	845	1,542	1,286	1,491	499	-	68	354	423	474	448	404	216
B-17 . . . . .	541	139	187	-	50	165	-	20	44	75	81	79	27	-
B-24 . . . . .	5,121	706	1,355	1,286	1,441	333	-	48	310	348	393	369	377	216
<u>Medium Bomber - Total</u> . . . . .	2,862	170	1,120	775	766	31	25	35	55	55	254	307	427	132
B-25 . . . . .	2,629	20	1,120	775	683	31	-	-	20	254	307	427	132	-
B-26 . . . . .	233	150	-	-	83	-	25	35	55	35	-	-	-	-
<u>Fighter - Total</u> . . . . .	5,955	80	1,103	1,893	2,562	317	6	12	25	37	166	361	289	287
P-38 . . . . .	3,565	59	516	740	2,022	228	1	8	16	34	116	180	131	89
P-39 . . . . .	20	16	4	-	-	-	-	4	9	3	-	-	4	-
P-40 . . . . .	2,266	5	568	1,153	540	-	5	-	-	-	50	181	139	198
P-51 . . . . .	89	-	-	-	-	89	-	-	-	-	-	-	-	-
Other . . . . .	15	-	15	-	-	-	-	-	-	-	-	-	15	-
<u>Reconnaissance - Total</u> . . . . .	173	a/	a/	a/	19	154	a/	a/	a/	a/	a/	a/	a/	a/
F-13 . . . . .	81	a/	a/	a/	19	81	a/	a/	a/	a/	a/	a/	a/	a/
OA-13 . . . . .	92	a/	a/	a/	-	73	a/	a/	a/	a/	a/	a/	a/	a/
<u>Transport - Total</u> . . . . .	4,053	a/	a/	a/	1,226	2,827	a/	a/	a/	a/	a/	a/	a/	a/
C-47, C-53 . . . . .	3,190	a/	a/	a/	1,175	2,105	a/	a/	a/	a/	a/	a/	a/	a/
C-54 . . . . .	598	a/	a/	a/	-	598	a/	a/	a/	a/	a/	a/	a/	a/
Light Transport . . . . .	176	a/	a/	a/	51	125	a/	a/	a/	a/	a/	a/	a/	a/
<u>Trainer</u> . . . . .	67	a/	a/	a/	21	46	a/	a/	a/	a/	a/	a/	a/	a/
Advanced . . . . .	67	a/	a/	a/	21	46	a/	a/	a/	a/	a/	a/	a/	a/
<u>Communications</u> . . . . .	15	a/	a/	a/	3	12	a/	a/	a/	a/	a/	a/	a/	a/
Liaison . . . . .	15	a/	a/	a/	3	12	a/	a/	a/	a/	a/	a/	a/	a/

a/ Not available.



Table 118.-- GASOLINE CONSUMPTION IN ALASKA, BY TYPE AND PRINCIPAL MODEL OF AIRPLANE: QUARTERLY, 1942 TO 1944; MONTHLY, 1945 AND 1946 -- Continued

Type and Model	1944				1945									
	1st Qtr	2nd Qtr	3rd Qtr	4th Qtr	Jan	Feb	Mar	Apr	May	Jun	Jul	Aug	Sep b/	Oct
<b>Total</b> . . . . .	623	1,061	976	1,294	377	469	469	609	637	593	532	230	771	595
<b>Heavy Bomber - Total</b> . . . . .	243	333	295	415	128	134	161	157	188	155	165	99	117	90
B-17 . . . . .	-	-	-	-	-	-	-	-	-	-	-	-	14	11
B-24 . . . . .	243	333	295	415	128	134	161	157	188	155	165	99	103	79
<b>Medium Bomber - Total</b> . . . . .	95	250	209	221	57	85	82	89	85	82	92	20	95	73
B-25 . . . . .	95	250	209	221	57	85	82	89	85	82	92	20	48	37
B-26 . . . . .	-	-	-	-	-	-	-	-	-	-	-	-	47	36
<b>Fighter - Total</b> . . . . .	285	478	472	658	192	250	226	363	364	356	275	111	157	121
P-38 . . . . .	97	223	174	246	74	108	138	286	297	324	259	111	157	121
P-40 . . . . .	188	255	298	412	118	142	88	77	67	32	16	-	-	-
<b>Reconnaissance</b>														
OA-10 . . . . .	a/	a/	a/	a/	a/	a/	a/	a/	a/	a/	a/	a/	7	5
<b>Transport - Total</b> . . . . .	a/	a/	a/	a/	a/	a/	a/	a/	a/	a/	a/	a/	384	296
C-47,C-53 . . . . .	a/	a/	a/	a/	a/	a/	a/	a/	a/	a/	a/	a/	365	281
Light Transport . . . . .	a/	a/	a/	a/	a/	a/	a/	a/	a/	a/	a/	a/	19	15
<b>Trainer</b>														
Advanced . . . . .	a/	a/	a/	a/	a/	a/	a/	a/	a/	a/	a/	a/	9	7
<b>Communications</b>														
Liaison . . . . .	a/	a/	a/	a/	a/	a/	a/	a/	a/	a/	a/	a/	2	1

Type and Model	1945					1946								
	Nov	Dec	Jan	Feb	Mar	Apr	May	Jun	Jul	Aug	Sep	Oct	Nov	Dec
<b>Total</b> . . . . .	402	406	354	186	245	237	348	342	341	434	408	427	433	259
<b>Very Heavy Bomber</b>														
B-29 . . . . .	-	-	-	-	5	-	-	-	-	6	9	10	99	-
<b>Heavy Bomber - Total</b> . . . . .	52	45	39	33	39	45	31	26	41	49	47	63	40	46
B-17 . . . . .	13	12	8	18	8	9	9	18	11	21	17	20	12	15
B-24 . . . . .	39	33	32	15	31	36	22	8	30	28	30	43	27	31
<b>Medium Bomber</b>														
B-25 . . . . .	4	2	4	2	3	5	4	1	6	6	-	-	-	-
<b>Fighter - Total</b> . . . . .	75	72	41	12	6	12	58	31	13	56	50	26	1	9
P-38 . . . . .	75	72	41	12	6	12	58	31	13	37	17	-	-	-
P-51 . . . . .	-	-	-	-	-	-	1	-	-	19	33	25	-	-
<b>Reconnaissance - Total</b> . . . . .	5	2	1	3	2	6	3	7	5	12	10	11	89	4
F-13 . . . . .	-	-	-	-	-	-	-	-	-	-	-	-	81	-
OA-10 . . . . .	5	2	1	3	2	6	3	7	5	12	10	11	8	4
<b>Transports - Total</b> . . . . .	264	282	267	135	186	167	249	270	271	292	282	313	201	195
C-47,C-53 . . . . .	255	274	259	127	141	122	189	185	176	203	194	215	138	156
C-54 . . . . .	-	-	-	-	35	33	48	72	80	77	79	90	54	30
Light Transport . . . . .	9	8	8	7	10	11	12	13	15	13	9	7	8	9
<b>Trainer</b>														
Advanced . . . . .	2	3	1	1	3	2	3	6	2	9	8	4	3	4
<b>Communications</b>														
Liaison . . . . .	-	-	-	-	-	1	-	-	1	2	2	1	1	1

a/ Not available.  
b/ Estimated.

## 4. MISCELLANEOUS

Table 119.-- ATC TOTAL TRANSPORT OPERATIONS: QUARTERLY, 3RD QUARTER 1942 TO 1944; MONTHLY 1945 AND 1946

Year and Month	Number of Passengers	Tons Carried				Millions of Ton Miles	Millions of Passenger Miles	Millions of Airplane Miles	Thousands of Hours Flown
		Total	Passengers	Mail	Other Cargo				
<b>Total a/ . . .</b>	<b>4,036,182</b>	<b>1,647,763</b>	<b>429,988</b>	<b>118,159</b>	<b>1,099,616</b>	<b>2,905.9</b>	<b>9,598.9</b>	<b>1,124.1</b>	<b>6,735.1</b>
<b>Annually</b>									
1942 (Jul-Dec) . . . . .	b/	b/	b/	b/	b/	64.4	157.7	31.3	191.5
1943 . . . . .	b/	b/	b/	b/	b/	320.4	883.5	128.7	775.2
1944 . . . . .	1,256,714	575,624	136,072	41,478	398,074	857.5	2,439.7	340.7	2,053.6
1945 . . . . .	2,382,934	998,766	251,951	65,123	681,692	1,460.5	5,041.0	553.9	3,300.9
1946 . . . . .	396,534	73,373	41,965	11,558	19,850	203.1	1,077.0	69.5	413.9
<b>Quarterly</b>									
1942									
3rd Qtr . . . . .	b/	b/	b/	b/	b/	23.0	51.0	13.7	84.0
4th Qtr . . . . .	b/	b/	b/	b/	b/	41.4	106.7	17.6	107.5
1943									
1st Qtr . . . . .	b/	b/	b/	b/	b/	54.4	136.8	22.7	138.6
2nd Qtr . . . . .	b/	b/	b/	b/	b/	75.9	210.3	29.0	175.2
3rd Qtr . . . . .	b/	b/	b/	b/	b/	92.7	253.7	35.4	211.8
4th Qtr . . . . .	b/	b/	b/	b/	b/	97.4	282.7	41.6	249.6
1944									
1st Qtr . . . . .	162,012	84,509	18,022	5,385	61,102	130.5	351.2	53.2	317.7
2nd Qtr . . . . .	252,380	110,541	27,423	8,431	74,687	166.6	468.5	66.9	405.6
3rd Qtr . . . . .	373,150	168,860	40,466	11,199	117,195	251.1	714.1	101.4	608.0
4th Qtr . . . . .	469,172	211,714	50,161	16,463	145,090	309.3	905.9	119.2	722.3
<b>Monthly</b>									
1945									
Jan . . . . .	162,544	90,111	18,091	6,539	65,481	111.1	293.5	43.8	268.7
Feb . . . . .	144,908	76,863	15,896	5,248	55,719	107.8	302.1	41.7	261.8
Mar . . . . .	183,232	107,705	18,905	6,077	82,723	131.7	369.5	50.5	314.4
Apr . . . . .	195,650	106,035	20,202	6,274	79,559	141.9	378.1	53.6	330.6
May . . . . .	247,385	109,920	25,100	6,590	78,230	143.1	413.4	54.6	331.4
Jun . . . . .	235,139	111,353	24,943	6,831	79,579	154.6	485.3	57.9	340.9
Jul . . . . .	274,934	124,638	28,922	6,863	88,853	175.1	618.6	67.5	393.0
Aug . . . . .	256,948	105,412	26,454	6,697	72,261	161.8	595.9	64.8	377.1
Sep . . . . .	263,830	84,504	27,872	4,406	52,226	141.3	577.3	52.4	303.3
Oct . . . . .	199,275	43,367	22,033	3,634	17,700	84.2	401.3	31.5	178.9
Nov . . . . .	134,452	24,535	14,525	3,546	6,464	62.0	342.8	21.6	120.4
Dec . . . . .	84,637	14,323	9,008	2,418	2,897	45.9	263.2	14.0	80.4
1946									
Jan . . . . .	78,826	11,786	8,300	1,351	2,135	34.7	240.5	12.9	75.1
Feb . . . . .	45,972	7,394	4,861	859	1,674	20.0	140.9	7.0	43.5
Mar . . . . .	34,830	6,112	3,686	900	1,526	18.0	106.6	5.7	34.4
Apr . . . . .	31,654	6,708	3,458	1,577	1,673	16.6	68.9	5.4	32.3
May . . . . .	30,703	6,253	3,276	1,286	1,691	16.6	72.8	6.1	36.5
Jun . . . . .	27,867	5,385	2,980	771	1,634	15.9	77.0	5.5	32.9
Jul . . . . .	36,491	6,968	3,819	1,075	2,074	14.9	68.2	5.2	31.0
Aug . . . . .	30,353	5,467	3,172	597	1,698	15.4	76.3	5.1	30.4
Sep . . . . .	26,369	5,115	2,748	781	1,586	14.0	67.7	4.4	26.0
Oct . . . . .	20,438	4,635	2,178	836	1,621	13.7	61.0	4.8	28.1
Nov . . . . .	16,436	3,831	1,736	761	1,334	11.8	52.2	3.8	22.3
Dec . . . . .	16,595	3,719	1,751	764	1,204	11.5	44.9	3.6	21.4

a/ Totals for available figures only.

b/ Not available.

Table 120.-- ATC DOMESTIC TRANSPORT OPERATIONS: QUARTERLY, 3RD QUARTER 1942 TO 1944; MONTHLY, 1945 AND 1946

Year and Month	Number of Passengers	Tons Carried				Millions of Ton Miles	Millions of Passenger Miles	Millions of Airplane Miles	Thousands of Hours Flown
		Total	Passengers	Mail	Other Cargo				
Total a/ . . .	666,015	125,490	65,825	137	59,528	281.0	1,411.1	149.4	962.3
<b>Annually</b>									
1942 (Jul-Dec).	b/	b/	b/	b/	b/	14.5	9.7	9.6	60.0
1943. . . . .	b/	b/	b/	b/	b/	46.4	35.9	24.6	157.5
1944. . . . .	104,905	40,112	10,490	79	29,543	69.0	253.8	45.6	298.1
1945. . . . .	405,446	64,538	39,779	47	24,712	103.2	704.5	48.9	314.8
1946. . . . .	155,664	20,840	15,556	11	5,273	47.9	407.2	20.7	131.9
<b>Quarterly</b>									
1942									
3rd Qtr . . . .	b/	b/	b/	b/	b/	6.3	5.4	4.7	29.5
4th Qtr . . . .	b/	b/	b/	b/	b/	8.2	4.3	4.9	30.5
1943									
1st Qtr . . . . .	b/	b/	b/	b/	b/	9.8	6.4	5.0	31.5
2nd Qtr . . . . .	b/	b/	b/	b/	b/	13.3	7.4	5.7	36.8
3rd Qtr . . . . .	b/	b/	b/	b/	b/	14.2	7.6	6.7	44.0
4th Qtr . . . . .	b/	b/	b/	b/	b/	9.1	14.5	7.2	45.2
1944									
1st Qtr . . . . .	12,300	7,705	1,231	23	6,451	11.7	25.9	8.7	56.3
2nd Qtr . . . . .	22,076	9,285	2,208	25	7,052	16.3	56.9	11.1	73.9
3rd Qtr . . . . .	29,206	11,530	2,920	15	8,595	21.7	84.9	14.4	92.1
4th Qtr . . . . .	41,323	11,592	4,131	16	7,445	19.3	86.1	11.7	75.8
1945									
Jan . . . . .	17,706	4,100	1,771	4	2,325	5.3	23.8	3.4	22.9
Feb . . . . .	17,714	4,146	1,771	4	2,371	5.5	23.6	3.4	22.4
Mar . . . . .	23,271	5,600	2,327	5	3,268	7.8	32.4	4.5	28.3
Apr . . . . .	23,072	5,323	2,307	5	3,011	7.5	31.1	4.4	27.9
May . . . . .	26,937	6,402	2,694	5	3,703	7.6	34.3	4.5	28.7
Jun . . . . .	32,451	5,776	3,245	6	2,525	7.0	37.1	4.1	27.1
Jul . . . . .	45,998	7,320	4,600	6	2,714	8.4	46.4	4.9	31.3
Aug . . . . .	38,768	5,416	3,112	6	2,298	8.3	48.4	5.0	31.7
Sep . . . . .	48,083	5,781	4,808	3	970	9.5	83.5	4.1	25.7
Oct . . . . .	51,715	5,830	5,171	3	656	9.8	90.3	3.8	24.1
Nov . . . . .	43,596	4,863	4,360	-	503	14.0	134.0	4.0	25.5
Dec . . . . .	36,135	3,981	3,613	-	368	12.5	119.6	2.8	19.2
1946									
Jan . . . . .	42,713	4,635	4,271	-	364	16.1	158.1	5.6	35.5
Feb . . . . .	20,466	2,360	2,047	-	313	9.7	93.5	3.8	24.3
Mar . . . . .	14,568	1,850	1,457	-	393	5.9	53.9	1.6	10.6
Apr . . . . .	6,923	1,133	692	-	441	1.5	10.4	1.1	7.2
May . . . . .	9,685	1,438	968	-	470	1.7	11.9	1.6	10.3
Jun . . . . .	11,707	1,887	1,171	-	716	1.9	13.5	1.3	8.2
Jul . . . . .	12,851	1,875	1,285	-	590	2.4	15.1	1.5	9.6
Aug . . . . .	13,283	1,890	1,328	-	562	3.5	19.9	1.2	7.6
Sep . . . . .	11,504	1,610	1,150	-	460	2.5	16.2	.8	5.1
Oct . . . . .	5,162	877	516	-	361	1.4	7.6	.9	5.3
Nov . . . . .	2,488	553	240	5	308	.7	3.5	.8	4.9
Dec . . . . .	4,314	732	431	6	295	.6	3.6	.5	3.3

a/ Totals for available figures only.

b/ Not available.

Table 121.-- ATC INTERNATIONAL TRANSPORT OPERATIONS: QUARTERLY, 2ND QUARTER 1942 TO 1944; MONTHLY, 1945 AND 1946

Year and Month	Number of Passengers	Tons Carried				Mil- lions of Ton Miles	Mil- lions of Passenger Miles	Mil- lions of Airplane Miles	Thou- sands of Hours Flown
		Total	Pass- engers	Mail	Other Cargo				
Total a/ . . .	3,370,167	1,522,273	364,163	118,022	1,040,088	2,624.9	8,187.8	974.7	5,772.8
<b>Annually</b>									
1942 (Jul-Dec) . . .	b/	b/	b/	b/	b/	49.9	148.0	21.7	131.5
1943 . . . . .	b/	b/	b/	b/	b/	274.0	847.6	104.1	617.7
1944 . . . . .	1,151,809	535,512	125,582	41,399	368,531	788.5	2,185.9	295.1	1,755.5
1945 . . . . .	1,977,488	934,228	212,172	65,076	656,980	1,357.3	4,336.5	505.0	2,986.1
1946 . . . . .	240,870	52,533	26,409	11,547	14,577	155.2	669.8	48.8	282.0
<b>Quarterly</b>									
1942									
3rd Qtr . . . . .	b/	b/	b/	b/	b/	16.7	45.6	9.0	54.5
4th Qtr . . . . .	b/	b/	b/	b/	b/	33.2	102.4	12.7	77.0
1943									
1st Qtr . . . . .	b/	b/	b/	b/	b/	44.6	130.4	17.7	107.1
2nd Qtr . . . . .	b/	b/	b/	b/	b/	62.6	202.9	23.3	138.4
3rd Qtr . . . . .	b/	b/	b/	b/	b/	78.5	246.1	28.7	167.8
4th Qtr . . . . .	b/	b/	b/	b/	b/	88.3	268.2	34.4	204.4
1944									
1st Qtr . . . . .	149,712	76,804	16,791	5,362	54,651	118.8	325.3	44.5	261.4
2nd Qtr . . . . .	230,304	101,256	25,215	8,406	67,635	150.3	411.6	55.8	331.7
3rd Qtr . . . . .	343,944	157,330	37,546	11,184	108,600	229.4	629.2	87.3	515.9
4th Qtr . . . . .	427,849	200,122	46,030	16,447	137,645	290.0	819.8	107.5	646.5
<b>Monthly</b>									
1945									
Jan . . . . .	144,838	86,011	16,320	6,535	63,156	105.8	269.7	40.4	245.8
Feb . . . . .	127,194	72,717	14,125	5,244	53,348	102.3	278.5	38.3	239.4
Mar . . . . .	159,961	102,105	16,578	6,072	79,455	123.9	337.1	46.0	286.1
Apr . . . . .	172,578	100,712	17,895	6,269	76,548	134.4	347.0	49.2	302.7
May . . . . .	220,448	103,518	22,406	6,585	74,527	135.5	379.1	50.1	302.7
Jun . . . . .	202,688	105,577	21,698	6,825	77,054	147.6	448.2	53.8	313.8
Jul . . . . .	228,936	117,318	24,322	6,857	86,139	166.7	572.2	62.6	361.7
Aug . . . . .	218,180	99,996	23,342	6,691	69,963	153.5	547.5	59.8	345.4
Sep . . . . .	215,747	78,723	23,064	4,403	51,256	131.8	493.8	48.3	277.6
Oct . . . . .	147,560	37,537	16,862	3,631	17,044	74.4	311.0	27.7	154.8
Nov . . . . .	90,856	19,672	10,165	3,546	5,961	48.0	208.8	17.6	94.9
Dec . . . . .	48,502	10,342	5,395	2,418	2,529	33.4	143.6	11.2	61.2
1946									
Jan . . . . .	36,113	7,151	4,029	1,351	1,771	18.6	82.4	7.3	39.6
Feb . . . . .	25,506	5,034	2,814	859	1,361	10.3	47.4	3.2	19.2
Mar . . . . .	20,262	4,262	2,229	900	1,133	12.1	52.7	4.1	23.8
Apr . . . . .	24,731	5,575	2,766	1,577	1,232	15.1	58.5	4.3	25.1
May . . . . .	21,018	4,815	2,308	1,286	1,221	14.9	60.9	4.5	26.2
Jun . . . . .	16,160	3,498	1,809	771	918	14.0	63.5	4.2	24.7
Jul . . . . .	23,640	5,093	2,534	1,075	1,484	12.5	53.1	3.7	21.4
Aug . . . . .	17,070	3,577	1,844	597	1,136	11.9	56.4	3.9	22.8
Sep . . . . .	14,865	3,505	1,598	781	1,126	11.5	51.5	3.6	20.9
Oct . . . . .	15,276	3,758	1,662	836	1,260	12.3	53.4	3.9	22.8
Nov . . . . .	13,948	3,278	1,496	756	1,026	11.1	48.7	3.0	17.4
Dec . . . . .	12,281	2,987	1,320	758	909	10.9	41.3	3.1	18.1

a/ Totals for available figures only.

b/ Not available.

Table 122.-- MEDICAL AIR EVACUATION OPERATIONS OF AIR TRANSPORT COMMAND: JAN 1943 TO DEC 1946

Year and Month	Number of Patients Evacuated					Millions of Patient Miles			Average Miles per Patient		
	Total	Domes- tic	Total Foreign	Foreign to Foreign	Foreign to US	Total	Domes- tic	Foreign	Total	Domes- tic	Foreign
<b>Total a/</b>	350,812	120,551	230,261	103,133	127,128	907.4	161.5	750.3	20,976	4,199	27,619
<b>Annually</b>											
1943. . . . .	8,767	-	8,767	5,507	3,260	b/	-	b/	b/	-	b/
1944 a/ . . . .	117,151	38,320	78,831	47,060	31,771	211.8	52.8	163.3	14,328	1,377	17,948
1945. . . . .	212,819	76,230	136,589	50,182	86,407	652.4	99.6	552.8	3,066	1,307	4,047
1946. . . . .	12,075	6,001	6,074	384	5,690	43.2	9.1	34.2	3,582	1,515	5,624
<b>Monthly</b>											
<b>1943</b>											
Jan . . . . .	113	-	113	80	33	b/	-	b/	b/	-	b/
Feb . . . . .	166	-	166	125	41	b/	-	b/	b/	-	b/
Mar . . . . .	177	-	177	126	51	b/	-	b/	b/	-	b/
Apr . . . . .	245	-	245	180	65	b/	-	b/	b/	-	b/
May . . . . .	240	-	240	133	107	b/	-	b/	b/	-	b/
Jun . . . . .	384	-	384	240	144	b/	-	b/	b/	-	b/
Jul . . . . .	784	-	784	399	385	b/	-	b/	b/	-	b/
Aug . . . . .	886	-	886	465	421	b/	-	b/	b/	-	b/
Sep . . . . .	914	-	914	577	337	b/	-	b/	b/	-	b/
Oct . . . . .	1,332	-	1,332	747	585	b/	-	b/	b/	-	b/
Nov . . . . .	1,366	-	1,366	957	409	b/	-	b/	b/	-	b/
Dec . . . . .	2,160	-	2,160	1,478	682	b/	-	b/	b/	-	b/
<b>1944</b>											
Jan . . . . .	2,000	-	2,000	1,455	545	b/	-	b/	b/	-	b/
Feb . . . . .	2,163	-	2,163	1,620	543	b/	-	b/	b/	-	b/
Mar . . . . .	4,087	-	4,087	3,365	722	b/	-	b/	b/	-	b/
Apr . . . . .	5,070	737	4,333	3,377	956	b/	.4	b/	b/	652	b/
May . . . . .	7,682	1,404	6,278	4,562	1,716	b/	1.7	b/	b/	1,220	b/
Jun . . . . .	7,570	2,462	5,108	3,080	2,028	b/	2.1	b/	b/	860	b/
Jul . . . . .	11,286	4,175	7,111	2,658	4,453	27.6	4.6	23.0	2,442	1,090	3,235
Aug . . . . .	14,740	6,671	8,069	3,008	5,061	34.4	9.7	24.7	2,334	1,454	3,060
Sep . . . . .	16,556	5,367	11,189	6,650	4,539	38.9	9.2	29.7	2,349	1,708	2,656
Oct . . . . .	16,591	7,258	9,333	5,149	4,184	40.2	9.9	30.3	2,422	1,362	3,247
Nov . . . . .	13,758	4,928	8,830	5,858	2,972	29.9	7.2	22.7	2,173	1,460	2,571
Dec . . . . .	15,648	5,318	10,330	6,278	4,052	40.8	8.0	32.9	2,608	1,498	3,179
<b>1945</b>											
Jan . . . . .	16,481	4,800	11,681	7,044	4,637	42.9	6.5	36.4	2,602	1,353	3,116
Feb . . . . .	15,730	5,344	10,386	5,056	5,330	44.6	8.1	36.6	2,838	1,511	3,521
Mar . . . . .	23,124	6,740	16,384	7,917	8,467	72.7	10.0	62.7	3,142	1,480	3,826
Apr . . . . .	22,483	8,920	13,563	4,374	9,189	67.6	11.0	56.5	3,006	1,239	4,167
May . . . . .	28,064	9,527	18,537	7,606	10,931	85.6	11.2	74.4	3,050	1,176	4,013
Jun . . . . .	26,074	8,821	17,253	6,313	10,940	80.3	10.1	70.2	3,079	1,146	4,067
Jul . . . . .	26,363	9,721	16,642	4,316	12,326	81.2	11.8	69.4	3,082	1,214	4,172
Aug . . . . .	19,831	7,644	12,187	3,398	8,789	57.4	10.4	47.0	2,896	1,364	3,857
Sep . . . . .	15,322	5,955	9,367	1,980	7,387	53.5	7.6	45.9	3,492	1,280	4,899
Oct . . . . .	10,521	4,327	6,194	1,520	4,674	35.6	6.7	28.9	3,389	1,556	4,670
Nov . . . . .	5,668	3,179	2,489	412	2,077	17.2	4.4	12.8	3,029	1,373	5,144
Dec . . . . .	3,158	1,252	1,906	246	1,660	13.8	1.8	12.0	4,357	1,409	6,294
<b>1946</b>											
Jan . . . . .	1,981	709	1,272	177	1,095	8.2	1.0	7.2	4,120	1,351	5,663
Feb . . . . .	966	324	642	68	574	3.9	.6	3.3	4,068	1,821	5,202
Mar . . . . .	746	415	331	14	317	2.6	.9	1.7	3,527	2,120	5,290
Apr . . . . .	653	282	371	11	360	2.6	.5	2.1	4,042	1,964	5,622
May . . . . .	1,034	502	532	22	510	4.0	.9	3.2	3,910	1,753	5,945
Jun . . . . .	1,372	846	526	23	503	4.5	1.0	3.4	3,257	1,208	6,553
Jul . . . . .	996	682	314	4	310	2.8	1.1	1.7	2,821	1,675	5,310
Aug . . . . .	844	407	437	5	432	3.1	.7	2.4	3,640	1,754	5,397
Sep . . . . .	861	469	392	15	377	3.0	.8	2.2	3,525	1,775	5,618
Oct . . . . .	732	346	386	16	370	2.8	.6	2.3	3,870	1,663	5,847
Nov . . . . .	613	218	395	13	382	2.6	.3	2.3	4,169	1,317	5,742
Dec . . . . .	1,277	801	476	16	460	3.1	.7	2.4	2,406	816	5,081

a/ Totals for available data only.

b/ Not available.

Table 123.-- AIRFIELDS IN CONTINENTAL US, BY AIR FORCE OR COMMAND AND BY TYPE OF AIRFIELD: 1941 TO 1946

(Figures are as of end of month.)

Air Force or Command and Type of Airfield	1941		1942	1943	1944	1945			1946
	Nov	Dec	Dec	Dec	Dec	Apr	Aug	Dec	Dec
<u>Total</u> . . . . .	114	151	614	783	723	703	670	430	225
Main Base . . . . .	114	151	345	345	377	356	344	258	148
Sub-Base . . . . .	-	-	71	116	37	56	57	22	17
Auxiliary Field . . . . .	-	-	198	322	309	291	269	150	60
<u>Continental Air Forces a/ - Total</u> . . . . .	b/	b/	211	240	188	177	195	121	-
Main Base . . . . .	b/	b/	136	107	125	112	121	80	-
Sub-Base . . . . .	b/	b/	68	105	26	23	22	11	-
Auxiliary Field . . . . .	b/	b/	7	28	37	42	52	30	-
<u>Strategic Air Command - Total</u> . . . . .	-	-	-	-	-	-	-	-	29
Main Base . . . . .	-	-	-	-	-	-	-	-	23
Sub-Base . . . . .	-	-	-	-	-	-	-	-	5
Auxiliary Field . . . . .	-	-	-	-	-	-	-	-	1
<u>Tactical Air Command - Total</u> . . . . .	-	-	-	-	-	-	-	-	26
Main Base . . . . .	-	-	-	-	-	-	-	-	20
Sub-Base . . . . .	-	-	-	-	-	-	-	-	2
Auxiliary Field . . . . .	-	-	-	-	-	-	-	-	4
<u>Air Defense Command - Total</u> . . . . .	-	-	-	-	-	-	-	-	25
Main Base . . . . .	-	-	-	-	-	-	-	-	25
Sub-Base . . . . .	-	-	-	-	-	-	-	-	-
Auxiliary Field . . . . .	-	-	-	-	-	-	-	-	-
<u>Air Training Command - Total</u> . . . . .	b/	b/	295	430	373	278	258	159	76
Main Base . . . . .	b/	b/	104	125	108	78	74	59	27
Sub-Base . . . . .	b/	b/	-	11	9	12	14	6	4
Auxiliary Field . . . . .	b/	b/	191	294	256	188	170	94	45
<u>Air Materiel Command - Total</u> . . . . .	b/	b/	59	59	96	163	140	79	40
Main Base . . . . .	b/	b/	59	59	89	109	98	73	36
Sub-Base . . . . .	b/	b/	-	-	1	18	18	2	4
Auxiliary Field . . . . .	b/	b/	-	-	6	36	24	4	-
<u>Air Transport Command - Total</u> . . . . .	b/	b/	23	33	43	54	49	37	12
Main Base . . . . .	b/	b/	23	33	41	41	38	33	12
Sub-Base . . . . .	b/	b/	-	-	1	2	2	-	-
Auxiliary Field . . . . .	b/	b/	-	-	1	11	9	4	-
<u>Air Proving Ground Command - Total</u> . . . . .	b/	b/	e/	e/	e/	e/	e/	e/	11
Main Base . . . . .	b/	b/	e/	e/	e/	e/	e/	e/	2
Sub-Base . . . . .	b/	b/	e/	e/	e/	e/	e/	e/	-
Auxiliary Field . . . . .	b/	b/	e/	e/	e/	e/	e/	e/	9
<u>Air University - Total</u> . . . . .	-	-	-	-	-	-	-	-	4
Main Base . . . . .	-	-	-	-	-	-	-	-	2
Sub-Base . . . . .	-	-	-	-	-	-	-	-	2
Auxiliary Field . . . . .	-	-	-	-	-	-	-	-	-
<u>Personnel Distribution Command - Total</u> . . . . .	-	-	-	-	3	11	9	4	-
Main Base . . . . .	-	-	-	-	3	6	4	4	-
Sub-Base . . . . .	-	-	-	-	-	-	-	-	-
Auxiliary Field . . . . .	-	-	-	-	-	5	5	-	-
<u>Other d/ - Total</u> . . . . .	b/	b/	26	21	20	20	19	30	2
Main Base . . . . .	b/	b/	23	21	11	10	9	9	1
Sub-Base . . . . .	b/	b/	3	-	-	1	1	3	-
Auxiliary Field . . . . .	b/	b/	-	-	9	9	9	18	1

a/ Includes First, Second, Third and Fourth Air Forces and I Troop Carrier Command.

b/ Not available.

e/ Included in "Other".

d/ Includes AAF Center, Commanding General, AAF and Bolling Field Command.

Source: Assistant Chief of Air Staff-4, Deputy AC/AS-4 for Plans and Administration, Air Installations Division.

Table 124.-- MAJOR INSTALLATIONS IN CONTINENTAL US, BY TYPE OF INSTALLATION: 1944 TO 1946

(Figures are as of 31 December.)

Type of Installation	1944		1945		1946	
	Number of Separate Installations	Additional Activities at Installations	Number of Separate Installations	Additional Activities at Installations	Number of Separate Installations	Additional Activities at Installations
Total . . . . .	1,440	651	990	564	491	242
Airfield . . . . .	723	-	430	-	225	-
Assembly Plant ( Government Owned) . . . . .	-	8	-	6	-	2
Air Transport Command Freight Terminal . . . . .	-	68	-	45	-	25
Basic Training Center. . . . .	-	4	-	2	-	2
Bombing and Gunnery Range. . . . .	480	-	407	-	197	-
Crash Boat Station . . . . .	32	8	15	1	7	-
<u>Depot - Total</u> . . . . .	79	252	42	233	10	121
Air Depot. . . . .	-	12	-	12	-	11
Government Furnished Equipment Depot . . . . .	2	1	1	-	-	-
Intransit Depot. . . . .	7	-	4	-	-	2
Overseas Replacement Depot. . . . .	2	-	3	-	1	1
Personnel Replacement Depot. . . . .	1	2	-	2	-	-
Specialized Depot. . . . .	67	1	34	1	9	-
Sub-Depot (3rd Echelon Repair Shop). . . . .	-	236	-	218	-	107
<u>Hospital - Total</u> . . . . .	6	266	6	256	-	80
Convalescent Hospital. . . . .	6	3	6	1	-	-
Debarcation Hospital . . . . .	-	8	-	8	-	-
Regional Hospital. . . . .	-	30	-	31	-	-
Station Hospital . . . . .	-	225	-	216	-	80
Rented Office Space. . . . .	79	-	86	-	52	-
Modification Center. . . . .	-	12	-	-	-	-
Port of Aerial Embarkation . . . . .	-	17	-	15	-	7
Redistribution Station . . . . .	4	-	4	-	-	-
<u>School - Total</u> . . . . .	37	16	-	6	-	5
Technical Training School. . . . .	-	16	-	6	-	5
Civilian and Factory Technical Training School . . . . .	21	-	-	-	-	-
College Training Detachment. . . . .	2	-	-	-	-	-
Contract Pilot School. . . . .	14	-	-	-	-	-

Table 125.-- AIRFIELDS OUTSIDE CONTINENTAL US, BY LOCATION: 1941 TO 1946

Location	1941	1942	1943	1944	1945			1946
	31 Dec	31 Dec	31 Dec	31 Dec	8 May	14 Aug	31 Dec	31 Dec
Total . . . . .	31	358	559	751	911	634	399	205
Africa . . . . .	-	73	94	45	31	21	21	6
Asia . . . . .	-	23	65	96	175	115	36	15
Atlantic Islands . . . . .	5	27	a/	20	21	21	21	10
Australia. . . . .	-	20	35	10	7	3	3	-
Europe . . . . .	-	33	119	302	392	196	110	38
North America. . . . .	7	74	83	67	66	62	52	29
Pacific Islands. . . . .	-	21	65	100	57	56	58	71
South America. . . . .	-	27	28	22	32	32	21	11
US Possessions . . . . .	19	60	70	89	130	128	77	25

a/ Included in North America.

Source of above tables: Assistant Chief of Air Staff-4, Deputy AC/AS-4 for Plans and Administration, Air Installations Division.

Table 126.-- HOUSING IN CONTINENTAL US -- EXISTING CAPACITY AND

(In number of occupants as of the fifteenth of the month except as

Line No.	Air Force or Command	1942	1943				1944	
		Dec(23rd)	Mar(31st)	Jun(1st)	Sep	Dec	Mar	Jun
1	<b>Total</b>							
2	Existing Capacity . . . .	1,935,671	2,367,301	2,322,718	2,401,840	2,351,435	2,292,693	2,168,203
3	Reserved or Occupied. . .	1,353,092	1,732,249	1,653,720	1,657,821	1,479,120	1,319,423	1,211,822
4	Percent Reserved/Occupied	69.9	73.2	71.2	69.0	62.9	57.5	55.9
5	<b>Continental Air Forces a/</b>							
6	Existing Capacity . . . .	617,390	723,334	766,803	839,367	870,599	811,226	858,071
7	Reserved or Occupied. . .	347,787	456,522	503,691	543,137	498,055	446,431	452,878
8	Percent Reserved/Occupied	56.3	63.1	65.7	64.7	57.2	55.0	52.8
9	<b>Strategic Air Command</b>							
10	Existing Capacity . . . .	-	-	-	-	-	-	-
11	Reserved or Occupied. . .	-	-	-	-	-	-	-
12	Percent Reserved/Occupied	-	-	-	-	-	-	-
13	<b>Tactical Air Command</b>							
14	Existing Capacity . . . .	-	-	-	-	-	-	-
15	Reserved or Occupied. . .	-	-	-	-	-	-	-
16	Percent Reserved/Occupied	-	-	-	-	-	-	-
17	<b>Air Defense Command</b>							
18	Existing Capacity . . . .	-	-	-	-	-	-	-
19	Reserved or Occupied. . .	-	-	-	-	-	-	-
20	Percent Reserved/Occupied	-	-	-	-	-	-	-
21	<b>Air Training Command</b>							
22	Existing Capacity . . . .	1,063,272	1,302,127	1,262,182	1,247,957	1,160,244	1,117,577	948,527
23	Reserved or Occupied. . .	834,634	1,035,106	925,629	885,095	803,052	705,289	583,354
24	Percent Reserved/Occupied	78.5	79.5	73.3	70.9	69.2	63.1	61.5
25	<b>Air Materiel Command</b>							
26	Existing Capacity . . . .	166,159	218,885	183,221	180,220	178,394	205,452	214,480
27	Reserved or Occupied. . .	107,149	148,045	133,156	132,150	84,949	75,626	85,562
28	Percent Reserved/Occupied	64.5	67.6	72.7	73.3	47.6	36.8	39.9
29	<b>Air Transport Command</b>							
30	Existing Capacity . . . .	36,253	53,388	52,513	65,980	69,664	86,305	87,490
31	Reserved or Occupied. . .	28,956	43,171	40,880	43,070	48,500	53,878	58,454
32	Percent Reserved/Occupied	79.9	80.9	77.8	65.3	69.9	62.4	66.8
33	<b>Air Proving Ground Command</b>							
34	Existing Capacity . . . .	b/	b/	b/	b/	b/	b/	b/
35	Reserved or Occupied. . .	b/	b/	b/	b/	b/	b/	b/
36	Percent Reserved/Occupied	b/	b/	b/	b/	b/	b/	b/
37	<b>Air University</b>							
38	Existing Capacity . . . .	-	-	-	-	-	-	-
39	Reserved or Occupied. . .	-	-	-	-	-	-	-
40	Percent Reserved/Occupied	-	-	-	-	-	-	-
41	<b>Personnel Distribution</b>							
	<b>Command</b>							
42	Existing Capacity . . . .	-	-	-	-	-	-	9,648
43	Reserved or Occupied. . .	-	-	-	-	-	-	6,054
44	Percent Reserved/Occupied	-	-	-	-	-	-	62.7
45	<b>Other c/</b>							
46	Existing Capacity . . . .	52,597	69,567	57,999	68,316	72,534	72,133	49,987
47	Reserved or Occupied. . .	34,566	49,405	50,364	54,369	44,564	38,199	25,520
48	Percent Reserved/Occupied	65.7	71.0	86.8	79.6	61.4	53.0	51.1

a/ Includes First, Second, Third and Fourth Air Forces and I Troop Carrier Command.

b/ Included in "Other".

c/ Includes AAF Center, Commanding General, AAF, and Bolling Field Command.

Source: Assistant Chief of Air Staff-4, Deputy AC/AS-4 for Plans and Administration, Air Installations Division.





Table 127.-- AIRCRAFT ACCIDENTS -- NUMBER AND RATE: FISCAL YEARS 1921 TO 1946

(Rates are per 100,000 flying hours.)

Year	Major Accidents		Fatal Accidents		Fatalities		Aircraft Wrecked		Minor Accidents	
	Number	Rate	Number	Rate	Number	Rate	Number	Rate	Number	Rate
Continental US & Overseas										
1921 . . . . .	361	467	45	58	73	94	173	224	a/	a/
1922 . . . . .	330	506	24	37	44	68	152	233	a/	a/
1923 . . . . .	283	430	33	50	58	88	147	224	a/	a/
1924 . . . . .	275	281	23	24	34	35	143	146	a/	a/
1925 . . . . .	311	207	30	20	40	27	153	102	a/	a/
1926 . . . . .	334	211	27	17	43	27	149	94	a/	a/
1927 . . . . .	227	161	28	20	43	31	104	74	a/	a/
1928 . . . . .	249	136	25	14	27	15	86	47	a/	a/
1929 . . . . .	390	148	43	16	62	24	117	44	a/	a/
1930 . . . . .	468	144	37	11	52	16	152	47	a/	a/
1931 . . . . .	456	115	21	5	26	7	125	32	a/	a/
1932 . . . . .	423	114	32	9	49	13	110	30	a/	a/
1933 . . . . .	442	102	28	7	46	11	123	28	a/	a/
1934 . . . . .	412	110	35	9	54	14	145	39	a/	a/
1935 . . . . .	453	101	33	7	47	11	107	24	a/	a/
1936 . . . . .	430	83	42	8	59	11	113	22	a/	a/
1937 . . . . .	358	69	27	5	48	9	87	17	a/	a/
1938 . . . . .	375	63	38	6	62	10	80	13	a/	a/
1939 . . . . .	389	53	32	4	52	7	86	12	a/	a/
1940 . . . . .	478	51	46	5	90	10	100	11	a/	a/
Continental US										
1941 . . . . .	1,304	58	116	5	199	9	223	10	a/	a/
1942 . . . . .	5,612	74	582	8	1,096	14	1,259	17	a/	a/
1943 . . . . .	15,652	70	1,779	8	4,209	19	3,854	17	a/	a/
1944 . . . . .	20,883	54	2,272	6	5,616	14	5,387	14	a/	a/
1945 . . . . .	10,801	41	1,380	5	3,782	14	3,264	13	a/	a/
1946 . . . . .	2,873	51	338	6	910	16	840	15	468	38
1947 (1st half) . . . .	605	49	68	6	159	13	182	15	354	29

a/ Not available.

Source: Office of The Air Inspector, Flying Safety Division.

Table 128.-- AIRCRAFT ACCIDENTS IN CONTINENTAL US -- NUMBER AND RATE: DEC 1941; QUARTERLY, 1942 TO 1944; MONTHLY, 1945 AND 1946

(Rates are per 100,000 flying hours.)

Year and Quarter or Month	Major Accidents		Fatal Accidents		Fatalities		Aircraft Wrecked		Minor Accidents	
	Number	Rate	Number	Rate	Number	Rate	Number	Rate	Number	Rate
Total . . . . .	54,948	55	6,301	6	15,568	16	14,538	15	a/	a/
<b>Annually</b>										
1941 (Dec) . . . . .	341	92	38	10	78	21	70	19	a/	a/
1942 . . . . .	10,090	71	1,116	8	2,384	17	2,476	17	a/	a/
1943 . . . . .	20,390	64	2,264	7	5,603	17	5,024	16	a/	a/
1944 . . . . .	16,128	45	1,936	5	4,973	14	4,663	13	a/	a/
1945 . . . . .	6,661	44	801	5	2,171	15	1,917	13	a/	a/
1946 . . . . .	1,338	54	146	6	359	15	388	16	822	33
<b>Quarterly</b>										
1942										
1st Qtr. . . . .	1,606	74	185	9	332	15	382	18	a/	a/
2nd Qtr. . . . .	2,187	72	241	8	482	16	559	19	a/	a/
3rd Qtr. . . . .	3,096	76	322	8	729	18	731	18	a/	a/
4th Qtr. . . . .	3,201	64	368	7	841	17	804	16	a/	a/
1943										
1st Qtr. . . . .	4,163	69	532	9	1,276	21	1,088	18	a/	a/
2nd Qtr. . . . .	5,192	70	557	7	1,363	18	1,231	17	a/	a/
3rd Qtr. . . . .	5,743	63	637	7	1,715	19	1,416	15	a/	a/
4th Qtr. . . . .	5,292	55	538	6	1,249	13	1,289	13	a/	a/
1944										
1st Qtr. . . . .	5,140	52	562	5	1,490	15	1,351	13	a/	a/
2nd Qtr. . . . .	4,708	46	535	5	1,162	11	1,331	13	a/	a/
3rd Qtr. . . . .	3,743	42	463	5	1,199	13	1,175	13	a/	a/
4th Qtr. . . . .	2,537	38	376	6	1,122	17	806	12	a/	a/
<b>Monthly</b>										
1945										
Jan. . . . .	814	39	115	5	312	15	241	12	a/	a/
Feb. . . . .	652	41	70	4	186	12	184	12	a/	a/
Mar. . . . .	851	44	99	5	257	13	246	13	a/	a/
Apr. . . . .	736	44	92	5	257	15	196	12	a/	a/
May. . . . .	740	42	74	4	222	13	195	11	a/	a/
Jun. . . . .	728	46	91	6	227	14	221	14	a/	a/
Jul. . . . .	672	44	91	6	255	17	203	13	a/	a/
Aug. . . . .	520	46	57	5	161	14	156	14	a/	a/
Sep. . . . .	352	50	38	5	100	14	104	15	a/	a/
Oct. . . . .	269	53	32	6	78	15	83	16	a/	a/
Nov. . . . .	180	55	31	9	73	22	50	15	a/	a/
Dec. . . . .	147	70	11	5	43	20	38	16	a/	a/
1946										
Jan. . . . .	135	63	13	6	23	11	33	15	118	55
Feb. . . . .	128	83	19	12	31	20	44	28	69	45
Mar. . . . .	106	57	11	6	49	27	32	17	73	40
Apr. . . . .	141	62	11	4	20	8	32	14	81	36
May. . . . .	114	53	10	5	37	17	31	14	63	29
Jun. . . . .	109	45	14	6	40	17	34	14	64	27
Jul. . . . .	117	54	10	5	32	15	33	15	54	25
Aug. . . . .	124	56	18	8	37	17	46	21	56	25
Sep. . . . .	104	48	15	7	38	18	32	15	79	37
Oct. . . . .	106	46	4	2	19	8	27	12	55	24
Nov. . . . .	79	45	12	7	15	9	26	15	58	33
Dec. . . . .	75	46	9	5	18	11	18	11	52	32

a/ Not available.

Source: Office of The Air Inspector, Flying Safety Division.

Table 129.-- AIRPLANE ACCIDENTS IN CONTINENTAL US, BY PRINCIPAL

(Rates are per

Year	B-29, F-13	B-17, F-9	B-24, F-7	B-25, F-10	B-26	A-20, F-3	A-26	P-38, F-4/5	P-47	P-51, F-6	P-61
<b>Total</b>											
Major Accidents: Number . . . . .	322	1,662	1,748	1,087	743	732	267	1,658	3,198	1,050	43
Rate . . . . .	40	30	35	33	55	120	60	139	128	109	91
Fatal Accidents . . . . .	72	288	498	268	225	167	42	392	428	167	3
Fatalities . . . . .	514	1,772	2,844	1,053	1,001	303	120	438	480	178	6
Airplanes Wrecked . . . . .	138	497	758	530	413	332	77	898	1,185	439	13
<b>1942</b>											
Major Accidents: Number . . . . .	-	146	123	151	165	219	-	287	106	3	-
Rate . . . . .	-	55	75	104	162	206	-	241	245	102	-
Fatal Accidents . . . . .	-	28	31	39	52	47	-	77	13	1	-
Fatalities . . . . .	-	183	165	185	249	88	-	86	14	1	-
Airplanes Wrecked . . . . .	-	46	46	66	88	87	-	145	41	1	-
<b>1943</b>											
Major Accidents: Number . . . . .	5	539	457	284	304	282	2	557	958	186	-
Rate . . . . .	72	39	39	44	65	155	a/	169	163	210	-
Fatal Accidents . . . . .	3	120	157	85	85	65	1	121	133	28	-
Fatalities . . . . .	46	789	1,023	376	382	127	2	141	145	30	-
Airplanes Wrecked . . . . .	3	182	240	139	159	134	1	293	380	72	-
<b>1944</b>											
Major Accidents: Number . . . . .	88	638	779	239	195	182	44	550	1,303	321	-
Rate . . . . .	59	25	33	24	37	78	84	132	122	111	-
Fatal Accidents . . . . .	21	105	233	62	66	44	9	127	183	52	-
Fatalities . . . . .	150	598	1,268	212	280	74	29	136	217	54	-
Airplanes Wrecked . . . . .	41	203	359	123	123	92	14	304	474	139	-
<b>1945</b>											
Major Accidents: Number . . . . .	210	308	384	306	79	48	161	257	773	408	33
Rate . . . . .	35	25	29	26	31	118	51	80	101	84	81
Fatal Accidents . . . . .	45	34	77	57	22	11	21	67	90	65	3
Fatalities . . . . .	285	198	388	198	90	14	52	75	95	68	6
Airplanes Wrecked . . . . .	89	58	112	145	43	19	42	151	266	175	10
<b>1946</b>											
Major Accidents: Number . . . . .	19	31	5	107	-	1	60	7	58	132	10
Rate . . . . .	37	45	52	34	-	16,667	80	121	138	138	155
Fatal Accidents . . . . .	3	1	-	25	-	-	11	-	9	21	-
Fatalities . . . . .	33	4	-	82	-	-	37	-	9	25	-
Airplanes Wrecked . . . . .	5	8	1	57	-	-	20	5	24	52	3

a/ Rate is less than 0.5.

## MODEL OF AIRPLANE -- NUMBER AND RATE: 1942 TO 1946

100,000 flying hours.)

P-80, FP-80	C-45, F-2 OQ-3	C-46, C-113	C-47, C-53 C-117	C-54	C-82	Advanced Trainer	Basic Trainer	Primary Trainer	Communi- cations	Year
79	182	170	694	30	15	14,339	4,890	8,358	2,505	<u>Total</u>
359	4.2	28	18	15	230	55	27	48	135	Major Accidents: Number Rate
10	22	23	119	5	-	1,009	828	340	140	Fatal Accidents
10	82	103	749	17	-	1,992	1,181	447	209	Fatalities
30	38	44	198	7	1	2,394	1,562	1,058	541	Airplanes Wrecked
-	-	2	49	1	-	2,835	1,200	1,788	618	<u>1942</u>
-	-	a/	26	a/	-	78	32	45	432	Major Accidents: Number Rate
-	-	-	14	-	-	210	193	91	42	Fatal Accidents
-	-	-	93	-	-	363	275	122	65	Fatalities
-	-	-	23	-	-	473	326	286	132	Airplanes Wrecked
-	-	24	212	1	-	4,992	2,262	4,131	1,202	<u>1943</u>
-	-	59	31	38	-	64	31	54	130	Major Accidents: Number Rate
-	-	4	40	-	-	327	387	169	59	Fatal Accidents
-	-	12	266	-	-	679	541	226	88	Fatalities
-	-	8	54	1	-	751	712	482	205	Airplanes Wrecked
-	-	46	255	12	-	3,964	1,337	2,086	477	<u>1944</u>
-	-	32	19	38	-	43	21	43	97	Major Accidents: Number Rate
-	-	5	41	2	-	292	219	68	26	Fatal Accidents
-	-	29	212	7	-	625	316	86	37	Fatalities
-	-	11	78	2	-	739	473	232	120	Airplanes Wrecked
7	93	84	123	11	-	2,073	90	299	132	<u>1945</u>
549	4.0	23	11	10	-	46	23	43	60	Major Accidents: Number Rate
2	12	12	19	3	-	143	29	6	7	Fatal Accidents
2	50	59	134	10	-	266	49	6	9	Fatalities
2	21	23	36	3	-	339	51	42	55	Airplanes Wrecked
72	89	14	55	5	15	475	1	54	76	<u>1946</u>
348	4.4	28	12	8	230	61	51	48	94	Major Accidents: Number Rate
8	10	2	5	-	-	37	-	6	6	Fatal Accidents
8	32	3	44	-	-	59	-	7	10	Fatalities
28	17	2	7	1	1	92	-	16	29	Airplanes Wrecked

Source: Office of The Air Inspector, Flying Safety Division.

Table 130.-- ACCIDENTS INCIDENT TO GROUND OPERATIONS IN CONTINENTAL US -- NUMBER AND RATE OF INJURIES RESULTING TO MILITARY AND CIVILIAN PERSONNEL: 1946

Note.-- Rates are shown for disabling injuries only and are per 100,000 man-days exposure for military personnel and per 1,000,000 man-hours exposure for civilian personnel.

Month	1945				1946			
	Total	Fatal Injury	Disabling Injury	Rate	Total	Fatal Injury	Disabling Injury	Rate
Military Personnel								
Total . . . . .	21,420	581	20,839	5.44	6,366	303	6,063	5.42
Jan . . . . .	2,481	42	2,439	6.69	612	38	574	3.79
Feb . . . . .	2,255	38	2,217	6.68	505	21	484	4.01
Mar . . . . .	2,322	45	2,277	6.45	552	27	525	5.19
Apr . . . . .	2,135	45	2,090	6.17	678	18	660	6.45
May . . . . .	2,127	46	2,081	5.98	601	18	583	6.30
Jun . . . . .	2,170	65	2,105	6.25	611	17	594	6.63
Jul . . . . .	2,007	73	1,934	5.40	546	35	511	5.77
Aug . . . . .	2,000	79	1,921	5.18	345	22	323	5.58
Sep . . . . .	1,382	53	1,329	3.85	505	32	473	6.16
Oct . . . . .	1,173	46	1,127	3.84	446	25	421	5.43
Nov . . . . .	778	30	748	3.52	501	24	477	6.13
Dec . . . . .	590	19	571	3.35	a/ 464	a/ 26	a/ 438	a/ 5.66
Civilian Personnel								
Total . . . . .	3,446	26	3,420	4.39	1,852	22	1,830	5.50
Jan . . . . .	420	4	416	5.22	190	12	178	5.26
Feb . . . . .	381	1	380	5.23	158	0	158	5.24
Mar . . . . .	369	4	365	4.65	198	0	198	6.16
Apr . . . . .	376	3	373	5.04	192	1	191	5.47
May . . . . .	338	1	337	4.32	144	3	141	4.46
Jun . . . . .	322	1	321	4.25	160	1	159	5.43
Jul . . . . .	290	3	287	3.88	169	0	169	5.51
Aug . . . . .	262	1	261	3.71	112	2	110	5.64
Sep . . . . .	164	1	163	3.21	142	1	141	5.14
Oct . . . . .	215	3	212	4.14	145	1	145	6.20
Nov . . . . .	170	2	168	4.02	128	0	128	5.62
Dec . . . . .	139	2	137	4.12	a/ 114	1	a/ 113	a/ 5.74

a/ Estimated

Source: Assistant Chief of Air Staff-1, Personnel Services Division, Ground Safety Branch.

Table 131.-- DIRECT CASH APPROPRIATIONS AND EXPENDITURES FROM DIRECT APPROPRIATIONS: FISCAL YEARS  
1899 TO 1947

Note.-- Expenditures differ from appropriations since funds appropriated for one year may be spent in that year, in subsequent years or never spent. This table covers "direct" appropriations and expenditures only - i.e. for aircraft, aviation gasoline etc. - and excludes amounts spent by the technical services - Signal, Ordnance, Quartermaster, Finance, etc. - for the benefit of Army aviation.

Fiscal Year	Direct Cash Appropriations <sup>a/</sup>	Expenditures from Direct Appropriations
Total . . . . .	\$ 65,537,002,712	b/ \$ 40,569,299,428
1899 . . . . .	<sup>a/</sup> 50,000	<sup>d/</sup>
1909 . . . . .	<sup>a/</sup> 30,000	<sup>d/</sup>
1912 . . . . .	125,000	<sup>d/</sup>
1913 . . . . .	100,000	<sup>d/</sup>
1914 . . . . .	175,000	<sup>d/</sup>
1915 . . . . .	200,000	<sup>d/</sup>
1916 . . . . .	801,000	<sup>d/</sup>
1917 . . . . .	18,681,666	<sup>d/</sup>
1918 . . . . .	735,000,000	<sup>d/</sup>
1919 . . . . .	952,304,758	<sup>d/</sup>
1920 . . . . .	28,123,503	<sup>d/</sup>
1921 . . . . .	35,124,300	30,913,798
1922 . . . . .	25,648,333	23,095,257
1923 . . . . .	13,060,000	18,141,688
1924 . . . . .	12,626,000	11,015,365
1925 . . . . .	13,476,619	11,680,955
1926 . . . . .	15,911,191	14,900,264
1927 . . . . .	15,256,694	16,759,286
1928 . . . . .	21,117,494	19,437,722
1929 . . . . .	28,911,431	23,261,643
1930 . . . . .	34,910,059	28,051,563
1931 . . . . .	38,945,968	38,651,204
1932 . . . . .	31,850,892	33,046,254
1933 . . . . .	25,673,236	21,929,302
1934 . . . . .	31,037,769	17,372,277
1935 . . . . .	27,917,702	20,337,871
1936 . . . . .	45,600,444	32,026,622
1937 . . . . .	59,619,694	41,055,082
1938 . . . . .	58,851,266	50,875,129
1939 . . . . .	71,099,532	83,164,156
1940 . . . . .	186,562,847	108,169,717
1941 . . . . .	2,173,608,961	605,409,021
1942 . . . . .	23,049,935,463	2,554,863,420
1943 . . . . .	11,317,416,790	9,391,855,445
1944 . . . . .	23,655,998,000	13,087,279,848
1945 . . . . .	1,610,717,000	11,357,390,523
1946 . . . . .	517,100	2,518,914,260
1947 . . . . .	1,200,017,000	<sup>f/</sup> 409,701,756

<sup>a/</sup> Includes appropriations for salaries, Office, Chief of Air Corps

<sup>b/</sup> Total for available figures only.

<sup>c/</sup> Allotted to Dr. S. P. Langley for experiments in aerodynamics.

<sup>d/</sup> Not available.

<sup>e/</sup> Allotted to pay for Wright airplane which completed tests in 1909.

<sup>f/</sup> July through December.

Source: Appropriations from Office of Air Comptroller, Budget and Fiscal Division. Expenditures for years 1921-1942 from US Bureau of Budget publications, and for years 1943-1947 from Budget and Fiscal Division.

Table 132.-- EXPENDITURES FROM DIRECT APPROPRIATIONS.

(In thousands of dollars. Figures

Fiscal Year and Quarter or Month	Total	Procurement								
		Total	Standard Airplanes, Complete and Including Spares	Balloons and Accessories	Gliders and Accessories	Modification of Aircraft a/	Airborne and Ground Communications Equipment b/	Controlled Missiles	Night Lighting Systems	Maintenance Material for Aircraft
Total . . .	36,765,141	32,660,734	25,447,271	47,337	385,400	382,257	7,496	24,655	4,401	1,435,380
<b>Yearly</b>										
FY 1943 . . .	9,391,855	8,605,409	6,900,621	15,061	119,355	57,334	-	-	2,459	313,028
FY 1944 . . .	13,087,280	11,865,332	9,360,344	32,111	148,020	99,996	-	-	1,366	578,052
FY 1945 . . .	11,357,390	10,250,333	7,726,655	183	65,856	176,311	-	11,143	341	441,673
FY 1946 . . .	2,518,914	1,760,756	1,326,415	(18)	51,646	45,755	3,346	14,401	136	96,759
FY 1947 (1st half) . .	409,702	178,904	133,236	-	523	2,861	4,150	(889)	99	5,868
<b>Quarterly</b>										
FY 1943										
1st Qtr . . .	1,456,520	1,345,049	1,088,668	-	7,711	7,697	-	-	269	32,526
2nd Qtr . . .	1,573,797	1,440,437	1,086,084	-	26,635	16,223	-	-	231	80,729
3rd Qtr . . .	2,984,738	2,790,890	2,288,146	-	44,458	18,131	-	-	192	86,540
4th Qtr . . .	3,376,800	3,029,033	2,437,723	15,061	40,551	15,283	-	-	1,767	113,233
FY 1944										
1st Qtr . . .	3,153,213	2,826,406	2,142,214	13,181	39,934	8,717	-	-	123	123,665
2nd Qtr . . .	3,386,066	3,065,380	2,499,111	12,531	40,705	9,241	-	-	423	129,129
3rd Qtr . . .	3,400,921	3,105,038	2,448,212	4,855	40,725	31,181	-	-	715	155,825
4th Qtr . . .	3,147,080	2,868,508	2,270,807	1,544	26,656	50,857	-	-	105	169,433
FY 1945										
1st Qtr . . .	3,065,157	2,781,952	2,325,110	135	10,923	48,126	-	-	140	130,838
2nd Qtr . . .	2,813,210	2,559,248	1,525,447	53	3,527	47,269	-	-	91	106,106
3rd Qtr . . .	2,875,058	2,598,924	1,970,243	(4)	21,244	43,612	-	6,360	39	111,082
4th Qtr . . .	2,603,965	2,310,209	1,905,855	(1)	30,162	37,304	-	4,783	71	93,647
<b>Monthly</b>										
FY 1946										
Jul 1945 . . .	752,955	664,623	548,870	-	10,761	9,584	1	2,844	28	27,984
Aug . . . . .	596,076	495,814	425,362	-	11,881	7,546	10	1,084	8	15,964
Sep . . . . .	391,622	307,689	425,888	-	9,503	4,897	304	415	21	14,067
Oct . . . . .	190,086	115,280	105,735	(1)	3,591	6,876	1,062	414	17	9,177
Nov . . . . .	225,426	162,089	86,363	(17)	2,678	1,262	46	262	8	13,672
Dec . . . . .	182,528	130,934	52,468	-	3,451	5,131	161	1,779	20	(8,340)
Jan 1946 . . .	(184,140)	(241,546)	(275,929)	-	1,603	2,289	549	1,679	6	5,440
Feb . . . . .	149,503	107,984	63,328	-	2,439	680	110	1,154	5	4,175
Mar . . . . .	200,620	152,919	130,055	-	2,762	2,831	233	1,065	5	8,900
Apr . . . . .	91,246	48,681	11,522	-	2,532	1,066	346	476	9	2,358
May . . . . .	53,818	1,297	(65,437)	-	(375)	1,528	(358)	2,243	6	2,113
Jun . . . . .	(130,826)	(185,008)	(181,810)	-	790	2,065	882	986	3	1,249
FY 1947										
Jul 1946 . . .	55,254	15,944	24,097	-	139	505	142	-	2	1,125
Aug . . . . .	59,757	19,671	16,051	-	340	132	239	(1)	20	(501)
Sep . . . . .	70,962	29,779	21,729	-	64	178	1,713	-	29	271
Oct . . . . .	74,938	29,356	15,222	-	(22)	133	395	(888)	39	2,333
Nov . . . . .	64,473	29,219	20,300	-	(2)	1,135	393	-	5	452
Dec . . . . .	84,318	54,935	35,837	-	4	778	668	-	4	2,188

a/ Includes modernization.

b/ From Signal Corps funds prior to Fiscal Year 1946.



## BY MAJOR PROJECT: FISCAL YEARS 1943 TO 1947

in parentheses are minus quantities.)

Procurement (Continued)										
Fuel and Oil for Aircraft and Technical Vehicles	Individual and Organizational Equipment	Miscellaneous Equipment	Photographic Equipment and Supplies	Maps and Mapping Projects	Other Requirements	Research and Development g/	Settlement of Terminated Contracts d/	Direct Loans, Purchase of Guaranteed Loans d/	Advance Payments Less Recoupments e/	Non-Procurement
1,473,989	1,582,076	402,785	73,233	26,330	597,102	476,548	231,916	(5,476)	68,034	4,104,407
148,092	585,632	151,938	23,671	4,213	190,931	93,074	-	-	-	786,446
488,301	568,998	111,681	16,233	8,978	341,381	109,871	-	-	-	1,221,948
487,517	305,785	79,314	28,003	8,055	51,248	127,528	-	-	740,721	1,107,057
330,826	119,473	54,872	4,514	4,433	15,082	102,827	223,063	1,801	(634,575)	758,158
19,253	2,188	4,980	812	651	(1,540)	43,248	8,853	(7,277)	(38,112)	230,798
19,070	100,132	42,946	3,876	408	22,903	18,843	-	-	-	111,471
22,980	151,888	29,083	4,398	2,197	869	19,120	-	-	-	133,360
56,176	122,732	56,243	8,194	982	74,631	34,465	-	-	-	193,848
49,866	210,880	23,666	7,203	626	92,528	20,646	-	-	-	347,767
144,620	173,785	52,400	3,303	2,762	90,061	31,641	-	-	-	326,807
82,158	122,878	30,167	4,458	2,235	114,900	17,444	-	-	-	320,686
98,111	165,341	11,231	4,210	1,961	109,887	32,784	-	-	-	295,883
163,412	106,994	17,883	4,262	2,020	26,533	28,002	-	-	-	278,572
107,477	82,703	19,757	6,843	2,482	11,098	36,320	-	-	-	283,205
29,265	71,714	14,848	8,093	2,569	10,691	30,871	-	-	708,704	253,962
179,448	68,616	21,760	6,659	1,349	14,180	31,182	-	-	123,154	276,134
171,327	82,752	22,949	6,408	1,655	15,279	29,155	-	-	(91,137)	293,756
65,151	26,975	6,506	1,215	636	6,091	9,684	136	845	(52,688)	88,332
48,612	27,005	8,663	1,064	270	1,021	9,134	1,018	178	(63,006)	100,262
67,441	12,833	8,011	492	416	686	8,475	11,151	71	(256,982)	83,933
31,818	9,973	4,227	34	457	1,432	9,469	14,301	(115)	(83,187)	74,806
27,658	8,784	4,861	216	548	444	11,650	44,742	(1,121)	(39,967)	63,337
42,060	9,125	1,301	110	219	969	1,551	29,655	(216)	(8,540)	51,594
17,757	(9,067)	3,371	142	271	473	5,685	13,156	1,918	(10,889)	57,406
4,932	19,998	2,160	529	30	607	10,149	12,525	(5)	(14,832)	41,519
9,281	8,102	7,024	279	284	219	6,868	16,717	1,040	(42,746)	47,701
3,120	925	7,247	326	448	(164)	12,143	16,195	(764)	(9,104)	42,565
2,982	4,784	908	41	556	(652)	6,139	57,277	(30)	(10,428)	52,521
10,014	36	593	66	298	3,956	11,880	6,190	-	(42,206)	54,182
4,455	367	652	88	170	386	10,001	1,638	(1,247)	(26,576)	39,310
2,863	898	851	114	57	169	5,343	2,117	(1,474)	(7,547)	40,086
2,620	173	737	91	123	271	4,604	1,127	(2,082)	(1,869)	41,183
4,615	543	1,169	125	167	208	5,865	718	(382)	(1,484)	45,582
2,076	170	656	220	38	179	5,296	481	(2,092)	(88)	35,254
2,624	37	915	174	96	(2,753)	12,139	2,772	-	(548)	29,383

g/ Includes Service Test Equipment.

d/ Charged to individual projects prior to Fiscal Year 1946.

e/ Charged to individual projects prior to October 1944.

Source: Office of Air Comptroller, Budget and Fiscal Division.

Table 133.-- NUMBER OF CONTRACT TERMINATIONS, INITIATED, SETTLED AND PENDING AND COST

(Figures in parentheses

Year and Month	All Contracts						Fixed Price Contracts		
	Number			Cost Price of Items Cancelled (In Thousands of Dollars)			Number		
	Initiated a/	Settled	Pending (End of Period)	Initiated a/	Settled	Pending (End of Period)	Initiated a/	Settled	Pending (End of Period)
Total . .	18,159	18,054	105	22,176,477	21,340,392	836,085	17,571	17,486	85
Prior to 1944.	2,596	1,573	1,023	3,456,372	893,018	2,563,354	2,439	1,516	923
<u>Annually</u>									
1944 . . . .	4,238	4,399	862	5,314,268	3,332,274	4,545,348	4,025	4,223	725
1945 . . . .	11,433	7,821	4,474	12,808,700	4,219,481	13,134,567	11,227	7,608	4,344
1946 . . . .	(108)	4,261	105	597,137	12,895,619	836,085	(120)	4,139	85
<u>Monthly</u>									
1944									
Jan. . . .	505	273	1,255	209,840	172,818	2,600,376	493	263	1,153
Feb. . . .	432	273	1,414	823,823	147,857	3,276,342	392	266	1,279
Mar. . . .	522	101	1,835	363,708	28,856	3,611,194	488	97	1,670
Apr. . . .	514	213	2,136	593,893	54,880	4,150,207	502	207	1,965
May. . . .	347	310	2,173	249,109	120,291	4,279,025	333	295	2,003
Jun. . . .	428	350	2,251	(186,985)	365,285	3,726,755	405	336	2,072
Jul. . . .	324	480	2,095	287,539	437,605	3,576,689	310	455	1,927
Aug. . . .	239	577	1,575	623,859	233,386	3,967,162	215	558	1,584
Sep. . . .	239	416	1,580	1,196,249	379,327	4,784,084	218	391	1,411
Oct. . . .	294	510	1,364	1,101,449	525,453	5,360,080	293	497	1,207
Nov. . . .	287	413	1,238	(15,910)	334,302	5,009,868	276	387	1,096
Dec. . . .	107	483	862	67,694	532,214	4,545,348	100	471	725
1945									
Jan. . . .	206	362	706	(102,299)	353,719	4,089,330	198	330	593
Feb. . . .	186	226	666	(131,221)	94,131	3,863,978	167	211	549
Mar. . . .	319	219	766	170,428	482,602	3,551,804	282	201	630
Apr. . . .	334	285	815	1,661,521	278,537	4,934,788	295	274	651
May. . . .	630	379	1,066	2,573,647	815,328	6,693,107	561	358	854
Jun. . . .	1,117	408	1,775	614,966	407,501	6,900,572	1,063	380	1,537
Jul. . . .	766	507	2,034	226,860	570,939	6,556,493	712	482	1,767
Aug. . . .	9,851	244	11,641	7,460,623	62,105	13,955,011	9,748	229	11,286
Sep. . . .	(1,415)	674	9,552	45,197	88,385	13,911,823	(1,287)	664	9,335
Oct. . . .	(491)	1,810	7,251	228,898	357,311	13,783,410	(445)	1,799	7,091
Nov. . . .	(281)	1,610	5,360	101,266	540,994	13,343,682	(276)	1,590	5,225
Dec. . . .	211	1,097	4,474	(41,186)	167,929	13,134,567	209	1,090	4,344
1946									
Jan. . . .	308	1,497	3,285	36,794	676,806	12,494,555	299	1,488	3,155
Feb. . . .	(605)	1,321	1,359	(34,695)	1,111,808	11,348,052	(607)	1,311	1,237
Mar. . . .	(30)	628	701	(299,323)	2,244,964	8,803,765	(32)	618	587
Apr. . . .	30	324	407	427,142	2,753,741	6,477,166	36	310	313
May. . . .	32	144	295	398,958	2,570,124	4,306,000	31	116	228
Jun. . . .	33	150	178	(434,391)	1,880,231	1,991,378	34	111	151
Jul. . . .	25	51	152	509,164	520,739	1,959,803	24	49	126
Aug. . . .	20	26	146	(657)	4,186	1,954,960	18	25	119
Sep. . . .	17	36	127	(23,145)	328,509	1,603,306	16	35	100
Oct. . . .	23	40	110	6,833	8,029	1,602,110	21	35	86
Nov. . . .	15	27	98	3,925	5,011	1,601,024	16	25	77
Dec. . . .	24	17	105	6,532	771,471	836,085	24	16	85

a/ Net initiated. Excludes cases which have been eliminated from the books by transfer, rescission or adjustment.

Source: Assistant Chief of Air Staff-4, Deputy AC/AS-4 for Plans and Administration, Industrial Planning and Procurement Division.

PRICE OF ITEMS CANCELLED, BY TYPE OF CONTRACT: PRIOR TO 1944 AND JAN 1944 TO DEC 1946

are minus quantities.)

Fixed Price Contracts (Continued)			Cost Flux Fixed Fee Contracts						Year and Month
Cost Price of Items Cancelled (In Thousands of Dollars)			Number			Cost Price of Items Cancelled (In Thousands of Dollars)			
Initiated a/	Settled	Pending (End of Period)	Initiated a/	Settled	Pending (End of Period)	Initiated a/	Settled	Pending (End of Period)	
12,683,203	12,623,092	60,111	588	568	20	9,493,274	8,717,300	775,974	Total
2,531,037	839,604	1,691,433	157	57	100	925,335	53,414	871,921	Prior to 1944
2,693,671	2,425,541	1,959,563	213	176	137	2,620,597	906,733	2,585,785	<u>Annually</u>
7,520,760	3,179,049	6,301,274	206	213	130	5,287,940	1,040,432	6,833,293	1944
(62,265)	6,178,898	60,111	12	122	20	659,402	6,716,721	775,974	1945
									1946
									<u>Monthly</u>
									1944
124,127	171,297	1,644,263	12	10	102	85,713	1,521	956,113	Jan
277,300	142,662	1,778,901	40	7	135	546,523	5,195	1,497,441	Feb
208,327	27,945	1,959,283	34	4	165	155,381	911	1,651,911	Mar
149,290	53,681	2,054,892	12	6	171	444,603	1,199	2,095,315	Apr
214,765	117,355	2,152,302	14	15	170	34,344	2,936	2,126,723	May
83,464	46,416	2,189,350	23	14	179	(270,449)	318,869	1,537,405	Jun
83,111	391,620	1,880,841	14	25	168	204,428	45,985	1,695,848	Jul
390,229	230,999	2,040,071	24	19	173	233,630	2,387	1,927,091	Aug
297,650	268,862	2,068,859	21	25	169	898,599	110,465	2,715,225	Sep
946,220	245,213	2,769,866	1	13	157	155,229	280,240	2,590,214	Oct
(22,737)	254,209	2,492,920	11	26	142	6,827	80,093	2,516,948	Nov
(58,075)	475,282	1,959,563	7	12	137	125,769	56,932	2,585,785	Dec
									1945
57,374	321,888	1,695,049	8	32	113	(159,673)	31,831	2,394,281	Jan
44,972	74,085	1,665,932	19	15	117	(176,193)	20,042	2,198,046	Feb
83,049	192,953	1,556,028	37	18	136	87,379	289,649	1,995,776	Mar
408,123	253,309	1,710,842	39	11	164	1,253,398	25,228	3,223,946	Apr
1,515,425	626,768	2,599,499	69	21	212	1,058,222	188,560	4,093,608	May
662,092	182,506	3,079,085	54	28	238	(47,126)	224,995	3,821,487	Jun
315,119	451,438	2,942,766	54	25	267	(88,259)	119,501	3,613,727	Jul
4,893,307	22,410	7,813,663	103	15	355	2,567,316	39,695	6,141,348	Aug
(151,869)	86,630	7,575,164	(128)	10	217	197,066	1,755	6,336,659	Sep
(265,776)	335,411	6,973,977	(46)	11	160	494,674	21,900	6,809,433	Oct
22,656	513,895	6,482,738	(5)	20	135	78,610	27,099	6,860,944	Nov
(63,712)	117,752	6,301,274	2	7	130	22,526	50,177	6,833,293	Dec
									1946
41,960	372,488	5,970,746	9	9	130	(5,166)	304,318	6,523,809	Jan
(117,004)	865,761	4,987,981	2	10	122	82,309	246,047	6,360,071	Feb
(82,190)	1,990,601	2,915,190	2	10	114	(217,133)	254,363	5,888,575	Mar
56,511	1,367,363	1,604,338	(6)	14	94	370,631	1,386,378	4,872,828	Apr
30,630	637,532	997,436	1	28	67	368,328	1,932,592	3,308,564	May
15,995	573,103	440,328	(1)	39	27	(450,386)	1,307,128	1,551,050	Jun
8,357	27,980	420,705	1	2	26	500,807	512,759	1,539,098	Jul
(676)	4,167	415,862	2	1	27	19	19	1,539,098	Aug
(23,142)	328,274	64,446	1	1	27	(3)	235	1,538,860	Sep
(1,159)	7,730	55,557	2	5	24	7,992	299	1,546,553	Oct
1,920	2,506	54,971	(1)	2	21	2,005	2,505	1,546,053	Nov
6,533	1,393	60,111	-	1	20	(1)	770,078	775,974	Dec

Table 134.-- DISPOSITION OF SURPLUS PROPERTY (EXCLUDING AIRCRAFT) IN CONTINENTAL US -- VALUE OF ITEMS DECLARED, DISPOSED AND PENDING ACTION, BY TYPE OF PROPERTY: SEP 1945 TO DEC 1946

Note.-- In thousands of dollars. Declarations comprise items for which formal notification as surplus has been forwarded to the disposal agency (primarily War Assets Administration). Items awaiting action are those which have been determined surplus and for which declarations have not been made. Disposition by the AAF includes transfer to other Army Components and other Government agencies, donations to institutions, transfer to salvage officers for disposition as scrap or small lots, abandonment or destruction, sale to contractors. Direct disposition is made without declaration to the disposal agency. Items withdrawn by the AAF are those which have been declared but for various reasons are later withdrawn from surplus.

Year and Month	Action by AAF			Action by Disposal Agency		
	Declared a/	Direct Disposi- tion b/	Awaiting Action (End of Period)	Withdrawn by AAF	Delivery and Scrap Orders Received by AAF a/	Awaiting Delivery Orders (End of Period)
All Property (Excluding Aircraft)						
Total . . . . .	2,944,950	4,125,718	29,472	395,983	1,540,230	1,484,462
<u>Annually</u>						
1945 (Sep-Dec) . . . . .	990,875	833,995	g/	159,530	291,365	1,015,705
1946 . . . . .	1,954,075	3,291,723	29,472	236,453	1,248,865	1,484,462
<u>Monthly</u>						
1945 Sep . . . . .	99,276	63,793	g/	4,479	29,013	541,509
Oct . . . . .	266,404	214,511	g/	50,630	65,126	692,157
Nov . . . . .	363,634	262,510	g/	54,159	91,413	910,219
Dec . . . . .	261,561	293,363	g/	50,262	105,813	1,015,705
1946 Jan . . . . .	204,307	355,223	g/	69,964	101,326	1,048,722
Feb . . . . .	158,741	553,895	g/	6,740	148,094	1,052,629
Mar . . . . .	131,214	433,918	513,595	40,770	131,237	1,011,836
Apr . . . . .	89,931	294,418	647,384	8,332	112,464	980,971
May . . . . .	142,427	431,722	778,811	26,978	103,823	992,597
Jun . . . . .	180,035	409,302	210,533	29,458	86,328	1,056,846
Jul . . . . .	165,480	317,323	269,542	8,314	114,302	1,099,710
Aug . . . . .	166,148	205,057	282,506	11,456	163,577	1,090,825
Sep . . . . .	232,476	90,321	247,158	4,120	80,156	1,239,025
Oct . . . . .	215,948	65,129	163,160	14,204	67,478	1,373,291
Nov . . . . .	182,810	84,732	48,855	14,090	69,073	1,472,938
Dec . . . . .	84,558	50,683	29,472	2,027	71,007	1,484,462
Military Property (Excluding Aircraft)						
Total . . . . .	2,218,111	2,225,327	15,810	328,289	881,519	2,452,018
<u>Annually</u>						
1945 (Sep-Dec) . . . . .	715,552	131,430	g/	159,334	59,713	970,110
1946 . . . . .	1,502,559	2,093,897	15,810	168,955	821,806	1,481,908
<u>Monthly</u>						
1945 Sep . . . . .	73,491	1,812	g/	4,479	8,433	534,184
Oct . . . . .	198,557	29,318	g/	50,564	6,011	676,166
Nov . . . . .	268,971	19,614	g/	54,087	9,724	881,326
Dec . . . . .	174,533	80,686	g/	50,204	35,545	970,110
1946 Jan . . . . .	85,066	120,841	g/	68,719	7,656	978,801
Feb . . . . .	38,573	14,258	g/	6,143	28,600	982,631
Mar . . . . .	35,595	158,445	369,643	25,333	51,609	941,284
Apr . . . . .	54,384	190,820	530,726	4,111	69,895	921,662
May . . . . .	108,021	364,223	722,036	6,170	62,769	960,774
Jun . . . . .	160,388	373,346	152,565	4,617	65,396	1,051,119
Jul . . . . .	154,488	304,397	219,200	7,966	101,683	1,095,958
Aug . . . . .	159,078	183,961	253,780	11,456	156,188	1,087,392
Sep . . . . .	228,918	75,209	229,728	4,119	76,098	1,236,093
Oct . . . . .	214,075	59,583	145,897	14,204	65,349	1,370,615
Nov . . . . .	180,404	81,216	34,607	14,090	66,392	1,470,537
Dec . . . . .	83,569	39,271	15,810	2,027	70,171	1,481,908

a/ In the case of Contractor Inventory, declarations are not made until delivery or scrap orders are received from the disposal agency.

b/ The bulk of Military Property disposed of directly by the AAF is that turned over to salvage officers while the greater part of Contractor Inventory disposed of directly comprises sales to contractors.

g/ Not available.

Table 134.-- DISPOSITION OF SURPLUS PROPERTY (EXCLUDING AIRCRAFT) IN CONTINENTAL US -- VALUE OF ITEMS DECLARED, DISPOSED AND PENDING ACTION, BY TYPE OF PROPERTY: SEP 1945 TO DEC 1946 -- Continued

Year and Month	Action by AAF			Action by Disposal Agency		
	Declared	Direct Disposition	Awaiting Action (End of Period)	Withdrawn by AAF	Delivery and Scrap Orders Received by AAF	Awaiting Delivery Orders (End of Period)
Non-Military Property <sup>d/</sup>						
Total . . . . .	358,797	676,874	232,956	67,691	290,672	48,149
<u>Annually</u>						
1945 (Sep-Dec) . . . . .	154,057	312,192	230,336	193	110,389	45,595
1946 . . . . .	204,740	364,682	2,620	67,498	180,283	2,554
<u>Monthly</u>						
1945						
Sep. . . . .	6,921	12,251	54,576	-	1,716	7,325
Oct. . . . .	39,781	93,942	186,023	63	31,052	15,991
Nov. . . . .	65,786	137,978	195,584	72	52,812	28,893
Dec. . . . .	41,569	68,021	230,336	58	24,809	45,595
1946						
Jan. . . . .	62,386	99,306	245,048	1,245	36,815	69,921
Feb. . . . .	51,430	174,306	82,609	597	50,756	69,998
Mar. . . . .	53,889	35,508	30,222	15,437	37,898	70,552
Apr. . . . .	12,942	12,417	16,125	4,221	19,964	59,309
May. . . . .	7,688	7,336	7,076	20,808	14,336	31,853
Jun. . . . .	8,921	18,759	12,614	24,841	10,206	5,727
Jul. . . . .	3,899	901	11,824	348	5,526	3,752
Aug. . . . .	1,301	8,496	3,903	-	1,620	3,433
Sep. . . . .	1,331	4,491	1,908	1	1,831	2,932
Oct. . . . .	350	1,227	2,863	-	606	2,676
Nov. . . . .	236	890	2,545	-	511	2,401
Dec. . . . .	367	1,045	2,620	-	214	2,554
Contractor Inventory						
Total . . . . .	368,042	1,223,517	371,861	3	368,039	-
<u>Annually</u>						
1945 (Sep-Dec) . . . . .	121,266	390,373	360,819	3	121,263	-
1946 . . . . .	246,776	833,144	11,042	-	246,776	-
<u>Monthly</u>						
1945						
Sep. . . . .	18,864	49,730	176,193	-	18,864	-
Oct. . . . .	28,066	91,251	247,537	3	28,063	-
Nov. . . . .	28,877	104,918	369,056	-	28,877	-
Dec. . . . .	45,459	144,474	360,819	-	45,459	-
1946						
Jan. . . . .	56,855	135,076	317,217	-	56,855	-
Feb. . . . .	68,738	237,004	188,900	-	68,738	-
Mar. . . . .	41,730	239,965	113,730	-	41,730	-
Apr. . . . .	22,605	91,131	100,533	-	22,605	-
May. . . . .	26,718	60,163	49,699	-	26,718	-
Jun. . . . .	10,726	17,197	45,354	-	10,726	-
Jul. . . . .	7,093	12,025	38,518	-	7,093	-
Aug. . . . .	5,769	12,600	24,823	-	5,769	-
Sep. . . . .	2,227	10,621	15,522	-	2,227	-
Oct. . . . .	1,523	4,319	14,400	-	1,523	-
Nov. . . . .	2,170	2,626	11,703	-	2,170	-
Dec. . . . .	622	10,367	11,042	-	622	-

<sup>d/</sup> Industrial property in Government owned plants. Excludes real estate.

Source: Assistant Chief of Air Staff-4, Deputy AC/AS-4 for Plans and Administration, Industrial Planning and Procurement Division.

Table 135.-- ADMISSIONS OF MILITARY PERSONNEL TO HOSPITALS AND QUARTERS IN CONTINENTAL US, BY CAUSE --  
NUMBER AND RATE: JUL 1943 TO DEC 1946

Note.-- Admissions include direct admissions to hospitals and quarters and cases carded for record only. In the latter category are deaths and discharges for disability of personnel not patients and venereal disease cases treated on an outpatient basis. In the case of admissions for a specific disease, the number of cases may include patients among whom the specific condition was not the primary cause of admission or was discovered while the patient was being treated for other conditions. However, a patient would be counted only once under the general classifications of "All Causes", "Disease" and "Injury". Rates are per 1,000 men per year and show the number of admissions that would occur during a year if the number of cases per 1,000 in the reporting period were the same for all periods in the year.

Month a/	Mean Strength b/	All Causes		Disease		Injury		Selected Diseases			
		Cases	Rate	Cases	Rate	Cases	Rate	Common Respiratory		Venereal	
								Cases	Rate	Cases	Rate
<b>1943</b>											
Jul. . . . .	1,651,916	105,034	661	92,913	585	12,121	76	17,023	107	3,637	23
Aug. . . . .	1,658,361	86,906	681	77,106	604	9,800	77	12,824	101	3,204	25
Sep. . . . .	1,655,099	82,007	644	72,941	573	9,066	71	12,334	97	3,154	25
Oct. . . . .	1,635,326	94,236	599	83,744	532	10,492	67	17,063	109	3,674	23
Nov. . . . .	1,613,808	83,794	675	75,516	608	8,278	67	21,251	171	3,003	24
Dec. . . . .	1,568,662	154,335	1023	145,191	962	9,144	61	84,287	559	3,138	21
<b>1944</b>											
Jan. . . . .	1,543,382	105,438	888	97,556	822	7,882	66	41,864	353	3,033	26
Feb. . . . .	1,520,423	90,457	773	82,981	709	7,476	64	31,700	271	2,920	25
Mar. . . . .	1,465,610	98,809	701	90,014	639	8,795	62	30,216	214	3,609	26
Apr. . . . .	1,409,148	66,644	615	60,116	555	6,528	60	16,676	154	2,893	27
May. . . . .	1,367,104	60,560	576	53,758	511	6,802	65	11,751	112	2,820	27
Jun. . . . .	1,350,481	68,989	531	60,204	463	8,785	68	9,901	76	3,579	28
Jul. . . . .	1,334,705	55,526	541	48,715	475	6,811	66	7,228	70	3,205	31
Aug. . . . .	1,331,818	52,960	517	46,576	455	6,384	62	7,252	71	3,217	31
Sep. . . . .	1,318,170	64,790	511	57,495	454	7,295	57	10,952	86	4,144	33
Oct. . . . .	1,303,763	52,792	526	46,858	467	5,934	59	9,880	99	3,354	33
Nov. . . . .	1,274,434	48,502	495	43,238	441	5,264	54	9,287	95	3,309	34
Dec. . . . .	1,240,790	57,912	485	51,989	435	5,923	50	12,086	101	3,893	33
<b>1945</b>											
Jan. . . . .	1,204,016	50,943	550	46,172	499	4,771	51	10,874	117	3,798	41
Feb. . . . .	1,184,510	48,592	533	44,406	487	4,186	46	10,993	121	3,346	37
Mar. . . . .	1,157,181	59,682	536	54,470	489	5,212	47	13,518	121	4,119	37
Apr. . . . .	1,132,181	45,446	522	41,477	476	3,969	46	8,612	99	3,318	38
May. . . . .	1,123,889	44,355	513	40,307	466	4,048	47	8,034	93	3,358	39
Jun. . . . .	1,118,712	52,710	490	47,584	442	5,126	48	7,983	74	4,181	39
Jul. . . . .	1,158,214	43,467	488	39,419	443	4,048	45	6,024	68	3,830	43
Aug. . . . .	1,215,102	57,938	496	52,734	451	5,204	45	8,769	75	5,182	44
Sep. . . . .	1,183,665	38,282	420	35,042	384	3,240	36	6,123	67	4,384	48
Oct. . . . .	1,034,850	31,919	401	29,298	368	2,621	33	5,987	75	3,641	46
Nov. . . . .	784,435	31,233	414	28,872	383	2,361	31	7,960	105	3,276	43
Dec. . . . .	570,470	18,101	412	16,721	381	1,380	31	6,458	147	1,735	40
<b>1946</b>											
Jan. . . . .	511,920	19,030	483	17,714	450	1,316	33	6,148	156	2,438	62
Feb. . . . .	442,927	17,067	500	15,986	468	1,081	32	6,034	177	1,939	57
Mar. . . . .	338,151	19,184	589	17,951	551	1,233	38	5,878	181	2,264	70
Apr. . . . .	313,840	12,979	537	11,941	494	1,038	43	2,895	120	1,613	67
May. . . . .	304,132	14,932	511	13,629	466	1,303	45	3,241	111	1,717	61
Jun. . . . .	296,535	11,108	487	10,100	443	1,008	44	2,155	94	1,477	64
Jul. . . . .	291,535	9,782	435	8,801	391	981	44	1,649	73	1,426	63
Aug. . . . .	278,171	11,280	422	10,221	382	1,059	40	1,538	58	1,810	68
Sep. . . . .	260,447	8,984	448	8,092	403	892	45	1,316	66	1,443	72
Oct. . . . .	257,928	8,841	446	7,937	400	904	46	1,524	77	1,383	70
Nov. . . . .	255,500	11,108	452	9,971	406	1,137	46	2,119	86	1,625	66
Dec. . . . .	239,381	7,502	407	6,852	372	650	35	1,554	84	1,251	68

a/ Medical statistics are reported on a weekly basis as of midnight Friday, and the periods shown are not calendar months but 4 or 5 week periods, depending on the number of Fridays in one month.

b/ Average daily strength during report period. These figures will not agree with personnel figures shown elsewhere in this volume since the latter are generally end of month figures.

Source: Office of The Air Surgeon, Biometrics Division.

## I N D E X

	Page		Page
<b>AAF Center:</b>		<b>Air Training Command:</b>	
Definition . . . . .	vii	Airfields . . . . .	206
Personnel, civilian . . . . .	56	Housing . . . . .	208,209
Personnel, military . . . . .	27-29	Personnel, civilian . . . . .	56
Negro . . . . .	31	Personnel, military . . . . .	27-29
Women's Army Corps . . . . .	30	Negro . . . . .	31
		Women's Army Corps . . . . .	30
<b>AAF Tactical Center. See AAF Center.</b>			
<b>Acceptances, airplanes:</b>		<b>Air Transport Command:</b>	
All military		Air freight terminals in Continental US . . . . .	207
By plant, by type and model . . . . .	94-98	Airfields in Continental US . . . . .	206
By type . . . . .	93	Housing in Continental US . . . . .	208,209
Airframe weight . . . . .	99	Medical air evacuation operations . . . . .	205
Army cognizance		Personnel, civilian . . . . .	56
Airframe weight . . . . .	109	Personnel, military	
By plant, by type and model . . . . .	94-98	Continental US . . . . .	27-29
Definition . . . . .	vii	Negro . . . . .	31
Navy cognizance . . . . .	94-98	Women's Army Corps . . . . .	30
		Overseas . . . . .	34-36
		By specialty . . . . .	49,50
<b>Acceptances, glider:</b>		Negro . . . . .	38
By cognizance and model . . . . .	110,111	Women's Army Corps . . . . .	37
		Returned to US from Overseas . . . . .	55
<b>Acceptances, special purpose aircraft:</b>		Shipped from US to Overseas . . . . .	53
By cognizance and model . . . . .	111	Transport operations . . . . .	202-204
		<b>Air University:</b>	
<b>Accidents. See Aircraft accidents and Ground accidents.</b>		Airfields . . . . .	206
		Housing . . . . .	208,209
<b>Administrative personnel (See also Training, technical):</b>		Personnel, civilian . . . . .	56
Continental US . . . . .	24,25	Personnel, military . . . . .	27-29
In the AAF . . . . .	17,18	Negro . . . . .	31
Overseas . . . . .	32,33	Women's Army Corps . . . . .	30
Air Transport Command . . . . .	49-50		
By Area . . . . .	39-48	<b>Aircooled engines - factory deliveries . . . . .</b>	112
<b>Admissions to hospitals and quarters, by cause . . . . .</b>	222	<b>Aircraft - definition . . . . .</b>	vii
<b>Air Corps officers in Continental US and Overseas . . . . .</b>	19,20	<b>Aircraft accidents - number and rate:</b>	
<b>Air Defense Command:</b>		By type of accident:	
Airfields . . . . .	206	Continental US . . . . .	210,211
Housing . . . . .	208,209	By airplane model . . . . .	212,213
Personnel, civilian . . . . .	56	Continental US and Overseas . . . . .	210
Personnel, military . . . . .	27-29	Definitions . . . . .	vii
Negro . . . . .	31	<b>Aircraft engines. See Engines, aircraft.</b>	
Women's Army Corps . . . . .	30	<b>Aircraft production (See also Acceptances):</b>	
<b>Air freight terminals in Continental US . . . . .</b>	207	US production . . . . .	94-98
<b>Air Proving Ground Command:</b>		US financed Canadian production . . . . .	94-98
Airfields . . . . .	206	<b>Aircraft wrecked:</b>	
Housing . . . . .	208,209	Continental US . . . . .	210-213
Personnel, civilian . . . . .	56	Continental US and Overseas . . . . .	210
Personnel, military . . . . .	27-29	<b>Airfields:</b>	
Negro . . . . .	31	In Continental US . . . . .	207
Women's Army Corps . . . . .	30	By air force or command . . . . .	206
<b>Air Materiel Command:</b>		Outside Continental US, by location . . . . .	207
Airfields . . . . .	206	<b>Airframe weight:</b>	
Aircraft in storage . . . . .	163	All factory accepted military airplanes . . . . .	99
Housing . . . . .	208,209	Definition . . . . .	vii
Personnel, civilian . . . . .	56	Factory accepted Army cognizance airplanes . . . . .	109
Personnel, military . . . . .	27-29	<b>Airplane acceptances. See Acceptances, airplane.</b>	
Negro . . . . .	31	<b>Airplane, combat - definition . . . . .</b>	vii
Women's Army Corps . . . . .	30	<b>Airplane deliveries. See Deliveries.</b>	
Storage space at depots . . . . .	163	<b>Airplane engine maintenance:</b>	
<b>Air Technical Service Command. See Air Materiel Command.</b>		Man-hours expended, by type of engine . . . . .	172

Page	Page
Airplane, first-line (See also specific type):	Armament and ordnance personnel (See also Training, technical):
Definition . . . . . vii	Continental US . . . . . 24,25
Losses. See Airplane losses	In the AAF . . . . . 17,18
Airplane losses:	Overseas . . . . . 32,33
Continental US and Overseas . . . . . 148,149	Air Transport Command . . . . . 49,50
Overseas by area	By area . . . . . 39-48
Enroute from US, by type of airplane . . . . . 162	Arms and services officers . . . . . 19,20
Combat and non-combat type airplane . . . . . 150	Assembly plants in Continental US . . . . . 207
Communications and trainer . . . . . 161	Automotive personnel:
Fighter . . . . . 156,157	Continental US . . . . . 25
Heavy bomber . . . . . 152,153	In the AAF . . . . . 18
Medium and light bomber . . . . . 154,155	Overseas . . . . . 33
Reconnaissance . . . . . 158,159	Air Transport Command . . . . . 50
Transport . . . . . 160	By area . . . . . 40,42,44,46,48
Very heavy bomber . . . . . 151	Aviation cadets:
Airplane maintenance personnel (See also Training, technical):	In the AAF . . . . . 16
Continental US . . . . . 24,25	By type of training . . . . . 92
In the AAF . . . . . 17,18	Bases. See Airfields and Installations.
Overseas . . . . . 32,33	Basic training centers . . . . . 207
Air Transport Command . . . . . 49,50	Bombardiers (See also Training, flying):
By area . . . . . 39-48	Continental US . . . . . 24
Airplane miles flown by ATC . . . . . 202-204	In the AAF . . . . . 17
Airplane, military - definition . . . . . vii	Overseas . . . . . 32
Airplane, miscellaneous - definition . . . . . vii	Air Transport Command . . . . . 49
Airplane, second-line (See also specific type):	By area . . . . . 39,41,43,45,47
Definition . . . . . vii	Bombers. See specific type.
Losses. See Airplane losses.	Bombing and gunnery ranges . . . . . 207
Airplanes (See also specific types, individual theaters, air forces and commands):	Bulk allotment. See Personnel in bulk allotment units.
Arrivals from US in overseas areas . . . . . 129	Captains in Continental US and overseas . . . . . 15
Authorized for procurement . . . . . 117,118	Women's Army Corps . . . . . 22
Combat - definition . . . . . vii	Cargo carried by ATC . . . . . 202-204
Disposition of airplanes excess to requirements . . . . . 164,165	Caribbean Air Command (See Caribbean Area which is used synonymously):
Factory acceptances . . . . . 93-98,100-104	Definition . . . . . vii
Airframe weight . . . . . 99,109	Caribbean Area:
Factory deliveries . . . . . 105-108	Airplane arrivals from US . . . . . 129
Flying time	Airplane losses
Continental US . . . . . 173-175	Combat and non-combat airplanes . . . . . 150
Overseas . . . . . 176-187	Enroute from US to . . . . . 162
Gasoline consumption overseas . . . . . 189-201	Airplanes on hand . . . . . 137-139
In storage at AMC installations . . . . . 163	Engines on hand . . . . . 168
On hand	Flying time of airplanes . . . . . 181
Continental US . . . . . 125-128	Gasoline consumption of airplanes . . . . . 195
In the AAF . . . . . 120-124	Personnel, military . . . . . 34-36
Overseas . . . . . 130-133	By specialty . . . . . 41,42
Unit cost, average . . . . . 119	Returned to US from . . . . . 55
Alaska:	Shipped from US to . . . . . 53
Airplane arrivals from US . . . . . 129	Women's Army Corps . . . . . 37
Airplane losses	Tactical units(groups and squadrons) . . . . . 8
Combat and non-combat airplanes . . . . . 150	Chaplains in Continental US and overseas . . . . . 19,20
Enroute from US to . . . . . 162	Chemical officers in Continental US and overseas . . . . . 19,20
Airplanes on hand . . . . . 146,147	China Area:
Definition . . . . . vii	Airplane arrivals from US . . . . . 129
Engines on hand . . . . . 171	Airplane losses
Flying time of airplanes . . . . . 186,187	Combat and non-combat airplanes . . . . . 150
Gasoline consumption of airplanes . . . . . 200,201	Enroute from US to . . . . . 162
Personnel, military . . . . . 34-36	Airplanes on hand . . . . . 143-145
By specialty . . . . . 47,48	
Negro . . . . . 38	
Returned to US from . . . . . 55	
Shipped from US to . . . . . 53	
Tactical units(groups and squadrons) . . . . . 12	
Alaskan Air Command. See Alaska.	
Appropriations:	
Direct cash . . . . . 215	
Expenditures from direct appropriations, by major project . . . . . 216,217	



## INDEX - Continued

	Page		Page
China Area--Continued:		Continental Air Forces--Continued:	
Definition . . . . .	vii	Housing . . . . .	208,209
Engines on hand . . . . .	170	Personnel, civilian . . . . .	56
Flying time of airplanes . . . . .	185,186	Personnel, military . . . . .	27-29
Gasoline consumption of airplanes . . . . .	199,200	Negro . . . . .	31
Personnel, military . . . . .	34-36	Women's Army Corps . . . . .	30
By specialty . . . . .	45,46	Continental US. See specific command or sub-	
Negro . . . . .	38	ject.	
Returned to US from . . . . .	54	Contract terminations:	
Shipped from US to . . . . .	52	By type of contract - number and value . . . . .	218,219
Women's Army Corps . . . . .	37	Corporals in Continental US and overseas . . . . .	16
Tactical units(groups and squadrons) . . . . .	11	Women's Army Corps . . . . .	22
China & India-Burma. See China Area which is		Cost plus fixed fee contract terminations . . . . .	219
used synonymously.		Crash boat stations in Continental US . . . . .	207
Civilian personnel. See Personnel, civilian.		Day fighter. See Fighter.	
Cognizance (See also Acceptances, airplane;		Deliveries, aircraft engine:	
Acceptances, glider; Acceptances, special		All military	
purpose aircraft):		By plant, by model, by unit horsepower. . . . .	113-115
Definition . . . . .	vii	By type . . . . .	112
Colonels in Continental US and overseas . . . . .	15	Jet propelled, by plant, by model, by unit	
Colored military personnel. See Negro		power . . . . .	115
military personnel.		Average unit cost of AAF delivered engines . . . . .	112
Combat groups. See Tactical units.		Definition . . . . .	vii
Communications:		Deliveries, airplane:	
Airplane accidents in Continental US . . . . .	213	All military, by type and recipient . . . . .	105-108
Airplane arrivals(including trainers) from		Definition . . . . .	vii
US in overseas areas . . . . .	129	Deliveries, propeller, controllable . . . . .	116
Airplane losses(including trainers) in over-		Depots in Continental US, by type . . . . .	207
seas areas . . . . .	161	Disposition of airplanes excess to require-	
Enroute from US . . . . .	162	ments . . . . .	164,165
Airplanes authorized for procurement . . . . .	118	Disposition of surplus property:	
Airplanes - average unit cost . . . . .	119	Value of items disposed and awaiting	
Airplanes - factory acceptances		action . . . . .	220,221
All military . . . . .	93-98	Dural propellers - factory deliveries . . . . .	116
Airframe weight . . . . .	99	Eighth Air Force. See European Area and	
Army cognizance . . . . .	100-104	European Theater.	
Airframe weight . . . . .	109	Eleventh Air Force. See Alaska.	
Navy cognizance . . . . .	98	Eliminees:	
Airplanes - factory deliveries . . . . .	105-108	Flying training	
Airplanes on hand		Negro . . . . .	76
Continental US . . . . .	125-128	Foreign students trained by AAF . . . . .	79
In the AAF . . . . .	120-124	Total US students . . . . .	67-70
Overseas . . . . .	130-133	Technical training(including fatalities) . . . . .	88-91
By area . . . . .	134-147	Emergency rescue squadron - usual composition . . . . .	1
Flying time of airplanes		Engineer officers in Continental US and over-	
Continental US . . . . .	173-175	seas . . . . .	19,20
Overseas . . . . .	176-178	Engineering personnel (See also Training,	
By area . . . . .	179-187	technical):	
Gasoline consumption of airplanes over-		Continental US . . . . .	24
seas . . . . .	189-192	In the AAF . . . . .	17
By area . . . . .	193-201	Overseas . . . . .	32
Squadrons		Air Transport Command . . . . .	49
Continental US . . . . .	2-5	By area . . . . .	39,41,43,45,47
Overseas . . . . .	2-5	Engines, aircraft:	
By area . . . . .	6-12	Average unit cost of AAF delivered engines . . . . .	112
Usual composition . . . . .	1	Factory deliveries . . . . .	112-115
Communications personnel (See also Training,		Jet propelled . . . . .	112,115
technical):		Man-hours per major overhaul . . . . .	172
Continental US . . . . .	24,25		
In the AAF . . . . .	17,18		
Overseas . . . . .	32,33		
Air Transport Command . . . . .	49,50		
By area . . . . .	39-48		
Composite group - usual composition . . . . .	1		
Construction personnel. See Utility and con-			
struction personnel.			
Continental Air Forces:			
Airfields . . . . .	206		
Definition . . . . .	vii		

Page	Page
<b>Engines, aircraft--Continued:</b>	
On hand, by model and series	
Continental US . . . . .	166
Overseas, by area . . . . .	167-171
Operating hours between major overhauls. . . . .	172
<b>Enlisted personnel:</b>	
Assigned to units in Continental US. . . . .	26
Aviation cadets. . . . .	16,92
By air force or command in Continental US. . . . .	29
By function in Continental US. . . . .	26
By grade . . . . .	16
By location. . . . .	14
By overseas theater. . . . .	36
By specialty	
Continental US . . . . .	24,25
In the AAF . . . . .	17,18
Overseas . . . . .	32,33
Air Transport Command. . . . .	49,50
By area. . . . .	39-48
Definition . . . . .	vii
Enlistments for Regular Army . . . . .	21
Negro - Continental US and overseas. . . . .	23
Not assigned to units. . . . .	26
Returned to US from overseas . . . . .	54,55
Separations. . . . .	51
Shipped from US to overseas. . . . .	52,53
Women's Army Corps	
By grade . . . . .	22
Continental US and overseas. . . . .	21
Enlistments for Regular Army . . . . .	21
<b>European Area:</b>	
Airplane arrivals from US. . . . .	129
Airplane losses	
Combat and non-combat airplanes. . . . .	150
Enroute from US to . . . . .	162
Airplanes on hand. . . . .	134-136
Definition . . . . .	vii
Engines on hand. . . . .	167
Flying time of airplanes . . . . .	179,180
Gasoline consumption of airplanes. . . . .	193,194
Personnel, military - by specialty . . . . .	39-40
Tactical units(groups and squadrons) . . . . .	6,7
<b>European Theater (See also European Area):</b>	
Definition . . . . .	vii,viii
Personnel, military. . . . .	34-36
Negro. . . . .	38
Returned to US from. . . . .	54
Shipped from US to . . . . .	52
Women's Army Corps . . . . .	37
<b>Factory acceptances. See Acceptances.</b>	
<b>Factory deliveries. See Deliveries.</b>	
<b>Far East Air Forces (See also Pacific Air Command, Pacific Area):</b>	
Definition . . . . .	viii
Personnel, military. . . . .	34-36
Negro. . . . .	38
Returned to US from. . . . .	54
Shipped from US to . . . . .	52
Women's Army Corps . . . . .	37
<b>Fatal accidents:</b>	
Aircraft . . . . .	210-213
Ground . . . . .	214
<b>Fatalities:</b>	
Due to aircraft accidents. . . . .	210-213
In flying training	
Negro. . . . .	76
Foreign students trained by AAF. . . . .	80
Total US students. . . . .	71-73
In technical training(including fatalities)88-91	
<b>Fighter:</b>	
Airplane accidents in Continental US. . . . .	212-213
Airplane arrivals from US in overseas areas . . . . .	129
Airplane losses	
Continental US. . . . .	149
Overseas. . . . .	149
By area . . . . .	156,157
Enroute from US . . . . .	162
Total AAF . . . . .	148
Airplanes authorized for procurement. . . . .	117
Airplanes - average unit cost . . . . .	119
Airplanes - factory acceptances	
All military. . . . .	93-98
Airframe weight . . . . .	99
Army cognizance . . . . .	100-104
Airframe weight . . . . .	109
Navy cognizance . . . . .	94-98
Airplanes - factory deliveries. . . . .	105-108
Airplanes in storage at AMC installations . . . . .	163
Airplanes on hand	
Continental US. . . . .	125-128
In the AAF. . . . .	120-124
Overseas. . . . .	130-133
By area . . . . .	134-147
Flying time of airplanes	
Continental US. . . . .	173-175
Overseas. . . . .	176-178
By area . . . . .	179-187
Gasoline consumption of airplanes overseas. . . . .	189-192
By area . . . . .	193-201
Tactical units(groups and squadrons)	
Continental US. . . . .	2-5
Overseas. . . . .	2-5
By area . . . . .	6-12
Usual composition . . . . .	1
<b>Finance officers in Continental US and overseas. . . . .</b>	
	19,20
<b>First Air Force (See also Continental Air Forces):</b>	
Personnel, civilian . . . . .	56
Personnel, military . . . . .	27-29
Negro . . . . .	31
Women's Army Corps. . . . .	30
<b>First lieutenants in Continental US and overseas. . . . .</b>	
	15
<b>Fixed price contract terminations . . . . .</b>	
	218,219
<b>Flight officers in Continental US and overseas. 15</b>	
<b>Flying time of airplanes:</b>	
By type and model of airplane	
Continental US. . . . .	173-175
Overseas. . . . .	176-178
Alaska. . . . .	186,187
Caribbean Area. . . . .	181
China Area. . . . .	185,186
European Area . . . . .	179,180
Pacific Area. . . . .	182-184
In ATC transport operations . . . . .	202-204
<b>Flying training. See Training, flying.</b>	
<b>Foreign flying students trained by AAF:</b>	
Eliminees . . . . .	79
Fatalities. . . . .	80
Graduates . . . . .	78
Under instruction . . . . .	77
<b>Fourth Air Force (See also Continental Air Forces):</b>	
Personnel, civilian . . . . .	56
Personnel, military . . . . .	27-29
Negro . . . . .	31

## INDEX - Continued

Page	Page
Fourth Air Force--Continued:	
Personnel, military--continued	
Women's Army Corps . . . . .	30
Gasoline consumption of airplanes overseas:	
By type and model of airplane. . . . .	189-192
Alaska . . . . .	200,201
Caribbean Area . . . . .	195
China Area . . . . .	199,200
European Area . . . . .	193,194
Pacific Area . . . . .	196-198
Gasoline issued in Continental US, by octane rating . . . . .	188
Generals in Continental US and overseas. . . . .	15
Geodetic control squadron - usual composition. . . . .	1
Gliders (See also Training, flying):	
Factory acceptances, by cognizance and model. . . . .	110,111
Graduates from training:	
Flying training	
Negro. . . . .	75
Foreign students trained by AAF. . . . .	78
Total US students. . . . .	63-66
Technical training . . . . .	84-87
Ground accidents - military and civilian personnel:	
Number and rate of injuries in Continental US . . . . .	214
Groups, combat. See Tactical units.	
Gunners, aerial (See also Training, flying):	
Continental US . . . . .	24,25
In the AAF . . . . .	17,18
Overseas . . . . .	32,33
Air Transport Command. . . . .	49,50
By area. . . . .	39-48
Heavy bomber:	
Airplane accidents in Continental US . . . . .	212
Airplane arrivals from US in overseas areas. . . . .	129
Airplane losses	
Continental US . . . . .	149
Overseas . . . . .	149
By area. . . . .	152,153
Enroute from US. . . . .	162
Total AAF. . . . .	148
Airplanes authorized for procurement . . . . .	117
Airplanes - average unit cost. . . . .	119
Airplanes - factory acceptances	
All military . . . . .	93-98
Airframe weight. . . . .	99
Army cognizance. . . . .	100-104
Airframe weight. . . . .	109
Airplanes - factory deliveries . . . . .	105-108
Airplanes in storage at AIC installations. . . . .	163
Airplanes on hand	
Continental US . . . . .	125-128
In the AAF . . . . .	120-124
Overseas . . . . .	130-133
By area. . . . .	134-147
Flying time of airplanes	
Continental US . . . . .	173-175
Overseas . . . . .	176-178
By area. . . . .	179-187
Gasoline consumption of airplanes overseas . . . . .	189-192
By area. . . . .	193-201
Tactical units (groups and squadrons)	
Continental US . . . . .	2-5
Overseas . . . . .	2-5
By area. . . . .	6-12
Helicopter (See also Communications; Training, flying):	
Usual composition of squadron . . . . .	1
Hospitals in Continental US:	
Admissions of military personnel to . . . . .	222
By type . . . . .	207
Hours flown (See also Flying time):	
By ATC in transport operations. . . . .	202-204
Housing in Continental US, by air force or command:	
Existing capacity, reserved or occupied . . . . .	208,209
Injuries:	
To civilian personnel . . . . .	214
To military personnel . . . . .	214,222
Installations in Continental US:	
By major type . . . . .	207
Jet propelled engines - factory deliveries. . . . .	112,115
Liaison (See also Communications; Training, flying):	
Usual composition of squadron . . . . .	1
Lieutenant colonels in Continental US and overseas. . . . .	15
Women's Army Corps. . . . .	22
Lieutenants. See First and Second lieutenants.	
Light bomber. See Medium & light bomber.	
Liquid cooled engines - factory deliveries. . . . .	112
Losses. See Airplane losses.	
Mail carried by ATC, in tons. . . . .	202-204
Majors in Continental US and overseas . . . . .	15
Women's Army Corps. . . . .	22
Maintenance. See Engines, aircraft.	
Major aircraft accidents (See also Aircraft accidents):	
Definition. . . . .	vii
Master sergeants in Continental US and overseas . . . . .	16
Women's Army Corps. . . . .	22
Medical air evacuation operations - Air Transport Command. . . . .	205
Medical officers in Continental US and overseas. . . . .	19,20
Medical personnel:	
Continental US. . . . .	24,25
In the AAF. . . . .	17,18
Overseas. . . . .	32,33
Air Transport Command . . . . .	49,50
By area . . . . .	39-48
Mediterranean Theater (See also European Area):	
Definition. . . . .	viii
Personnel, military . . . . .	34-36
Negro . . . . .	38
Returned to US from . . . . .	54
Shipped from US to. . . . .	52
Women's Army Corps. . . . .	37

	Page		Page
Medium & light bomber:		Octane rating:	
Airplane accidents in Continental US . . . . .	212	Issues of gasoline in Continental US by . . . . .	188
Airplane arrivals from US in overseas areas. 129		Office space rented in Continental US . . . . .	207
Airplane losses		Officers:	
Continental US . . . . .	149	Assigned to units in Continental US . . . . .	26
Overseas . . . . .	149	By air force or command in Continental US . . . . .	28
By area . . . . .	154,155	By arm or service . . . . .	19,20
Enroute from US. . . . .	162	By function in Continental US . . . . .	26
Total AAF. . . . .	148	By grade. . . . .	15
Airplanes authorized for procurement . . . . .	117	By location . . . . .	14
Airplanes - average unit cost. . . . .	119	By overseas theater . . . . .	35
Airplanes - factory acceptances		By specialty	
All military . . . . .	93-98	Continental US, . . . . .	24
Airframe weight. . . . .	99	In the AAF. . . . .	17
Army cognizance. . . . .	100-104	Overseas. . . . .	32
Airframe weight. . . . .	109	Air Transport Command . . . . .	49
Navy cognizance. . . . .	94-98	By area . . . . .	39,41,43,45,47
Airplanes - factory deliveries . . . . .	105-108	Definition. . . . .	viii
Airplanes in storage at AMC installations. . . . .	163	Negro - Continental US and overseas . . . . .	23
Airplanes on hand		Not assigned to units . . . . .	26
Continental US . . . . .	125-128	Returned to US from overseas. . . . .	54,55
In the AAF . . . . .	120-124	Separations . . . . .	51
Overseas . . . . .	130-133	Shipped from US to overseas . . . . .	52,53
By area. . . . .	134-147	Women's Army Corps	
Flying time of airplanes		By grade. . . . .	22
Continental US . . . . .	173-175	Continental US and overseas . . . . .	21
Overseas . . . . .	176-178	Operations officers:	
By area. . . . .	179-187	Continental US. . . . .	24
Gasoline consumption of airplanes over-		In the AAF. . . . .	17
seas . . . . .	189-192	Overseas. . . . .	32
By area. . . . .	193-201	Air Transport Command . . . . .	49
Tactical units(groups and squadrons)		By area . . . . .	39,41,43,45,47
Continental US . . . . .	2-5	Ordnance officers in Continental US and over-	
Overseas . . . . .	2-5	seas. . . . .	19,20
By area. . . . .	6-12	Ordnance personnel. See Armament and ordnance	
Usual composition(light bomber). . . . .	1	personnel.	
Military personnel. See Personnel, military.		Overseas. See specific area or subject.	
Military Police officers in Continental US and		Pacific Air Command, US Army (See also Pacific	
overseas . . . . .	19,20	Area):	
Minor aircraft accidents (See also Aircraft		Definition. . . . .	viii
accidents):		Personnel, military . . . . .	34-36
Definition . . . . .	vii	Negro . . . . .	38
Modification centers in Continental US . . . . .	207	Returned to US from . . . . .	55
Navigators (See also Training, flying):		Shipped from US to. . . . .	53
Continental US . . . . .	24	Women's Army Corps. . . . .	37
In the AAF . . . . .	17	Pacific Area:	
Overseas . . . . .	32	Airplane arrivals from US . . . . .	129
Air Transport Command. . . . .	49	Airplane losses	
By area. . . . .	39,41,43,45,47	Combat and non-combat airplanes . . . . .	150
Negro flying training students:		Enroute from US to. . . . .	162
Eliminees and fatalities . . . . .	76	Airplanes on hand . . . . .	140-142
Graduates. . . . .	75	Definition. . . . .	viii
Under instruction. . . . .	74	Engines on hand . . . . .	169
Negro military personnel:		Flying time of airplanes. . . . .	182-184
Continental US . . . . .	23	Gasoline consumption of airplanes . . . . .	196-198
By air force or command. . . . .	31	Personnel, military - by specialty. . . . .	43,44
Overseas . . . . .	23	Tactical units(groups and squadrons). . . . .	9,10
By theater . . . . .	38	Pacific Ocean Areas (See also Far East Air	
Night fighter (See also Fighter):		Forces, Pacific Air Command, Pacific Area):	
Usual composition of squadron. . . . .	1	Definition. . . . .	viii
Ninth Air Force. See European Area and		Personnel, military . . . . .	34-36
European Theater.		Negro . . . . .	38
Non-specialists:		Returned to US from . . . . .	55
Continental US . . . . .	25	Shipped from US to. . . . .	53
Definition . . . . .	viii	Women's Army Corps. . . . .	37
In the AAF . . . . .	18	Passenger miles flown by ATC. . . . .	202-204
Overseas . . . . .	33	Passengers carried by ATC . . . . .	202-204
Air Transport Command. . . . .	50		
By area. . . . .	40,42,44,46,48		

## INDEX - Continued

Page	Page
Patient miles flown by ATC . . . . .	205
Patients evacuated by ATC. . . . .	205
Patrol bomber: Airplane acceptances - Navy cognizance . . . . .	94, 95,97,98
Personnel assigned to units in Continental US: By type of unit. . . . .	26
Personnel, by specialty. See Personnel military; Officers; Enlisted personnel; specific specialty.	
Personnel, civilian - in Continental US: Accessions and separations - cause and rate . . . . .	58,59
By air force or command. . . . .	56
Graded and ungraded. . . . .	57
With veteran's preference. . . . .	57
Accessions and separations . . . . .	57
Personnel Distribution Command: Airfields. . . . .	206
Housing. . . . .	208,209
Personnel, civilian. . . . .	56
Personnel, military. . . . .	27-29
Negro. . . . .	31
Women's Army Corps . . . . .	30
Personnel in bulk allotment units in Continental US . . . . .	26
Personnel in T/O & E units in Continental US . . . . .	26
Personnel in training. See Training, flying and technical.	
Personnel, military: Assigned to units in Continental US. . . . .	26
By air force or command in Continental US. . . . .	27
By function in Continental US. . . . .	26
By grade . . . . .	15,16
By location. . . . .	14
By overseas theater. . . . .	34-36
By specialty Continental US . . . . .	24,25
In the AAF . . . . .	17,18
Overseas . . . . .	32,33
Air Transport Command. . . . .	49,50
By area. . . . .	39-48
Enlisted. See Enlisted personnel.	
Negro Continental US . . . . .	23
By air force or command. . . . .	31
Overseas . . . . .	23
By theater . . . . .	38
Not assigned to units. . . . .	26
Number and percent of US Army strength . . . . .	13
Officers. See Officers.	
Returned to US from overseas . . . . .	54,55
Separations. . . . .	51
Shipped from US to overseas. . . . .	52,53
Women's Army Corps By grade . . . . .	22
Continental US . . . . .	21
By air force or command. . . . .	30
Overseas . . . . .	21
By theater . . . . .	37
Personnel not assigned to units in Continental US, by function. . . . .	26
Personnel returned to US from overseas . . . . .	54,55
Personnel shipped from US to overseas. . . . .	52,53
Pilots (See also Training, flying): Continental US . . . . .	24
Pilots--Continued: In the AAF. . . . .	17
Overseas. . . . .	32
Air Transport Command . . . . .	49
By area . . . . .	39,41,43,45,47
Ports of aerial embarkation in Continental US . . . . .	207
Privates in Continental US and overseas . . . . .	16
Women's Army Corps. . . . .	22
Privates, first class in Continental US and overseas. . . . .	16
Women's Army Corps. . . . .	22
Procurement - airplanes authorized for. . . . .	117,118
Propellers - factory deliveries . . . . .	116
Proving Ground Command. See AAF Center and Air Proving Ground Command.	
Quartermaster officers in Continental US and overseas. . . . .	19,20
Radar personnel (See also Training, technical): Continental US. . . . .	24,25
In the AAF. . . . .	17,18
Overseas. . . . .	32,33
Air Transport Command . . . . .	49,50
By area . . . . .	39-48
Reconnaissance: Airplane accidents in Continental US. . . . .	212,213
Airplane arrivals from US in overseas areas . . . . .	129
Airplane losses overseas By area . . . . .	158,159
Enroute from US . . . . .	162
Airplanes authorized for procurement. . . . .	117
Airplanes - average unit cost . . . . .	119
Airplanes - factory acceptances All military. . . . .	93-98
Airframe weight . . . . .	99
Army cognizance . . . . .	100-104
Airframe weight . . . . .	109
Navy cognizance . . . . .	95,97
Airplanes - factory deliveries. . . . .	105-108
Airplanes on hand Continental US. . . . .	125-128
In the AAF. . . . .	120-124
Overseas. . . . .	130-133
By area . . . . .	134-147
Flying time of airplanes Continental US. . . . .	173-175
Overseas. . . . .	176-178
By area . . . . .	179-187
Gasoline consumption of airplanes overseas. . . . .	189-192
By area . . . . .	193-201
Tactical units (groups and squadrons) Continental US. . . . .	2-5
Overseas. . . . .	2-5
By area . . . . .	6-12
Usual composition . . . . .	1
Redistribution stations in Continental US . . . . .	207
Respiratory diseases. . . . .	222
Returnee personnel in Continental US. . . . .	26
Rotary wing. See Communications and Helicopter.	
Schools in Continental US, by type. . . . .	207
Second Air Force (See also Continental Air Forces): Personnel, civilian . . . . .	56

	Page		Page
<b>Second Air Force--Continued:</b>		<b>Tactical units--Continued:</b>	
Personnel, military . . . . .	27-29	Definition . . . . .	viii
Negro . . . . .	31	Usual composition . . . . .	1
Women's Army Corps . . . . .	30	<b>Targets.</b> See Acceptances, special purpose aircraft.	
<b>Second lieutenants in Continental US and overseas . . . . .</b>	<b>15</b>	<b>Technical sergeants in Continental US and Overseas . . . . .</b>	<b>16</b>
Women's Army Corps . . . . .	22	Women's Army Corps . . . . .	22
<b>Separate squadrons.</b> See Tactical units.		<b>Technical training.</b> See Training, technical.	
<b>Separations:</b>		<b>Tenth Air Force.</b> See China Area.	
Officers and enlisted personnel		<b>Third Air Force (See also Continental Air Forces):</b>	
By cause . . . . .	51	Personnel, civilian . . . . .	56
By center from which separated . . . . .	51	Personnel, military . . . . .	27-29
<b>Sergeants in Continental US and overseas . . . . .</b>	<b>16</b>	Negro . . . . .	31
Women's Army Corps . . . . .	22	Women's Army Corps . . . . .	30
<b>Seventh Air Force.</b> See Pacific Ocean Areas.		<b>Thirteenth Air Force.</b> See Far East Air Forces.	
<b>Signal officers in Continental US and overseas . . . . .</b>	<b>19,20</b>	<b>Ton miles flown by ATC . . . . .</b>	<b>202-204</b>
<b>Sixth Air Force.</b> See Caribbean Area.		<b>Tons of cargo carried by ATC . . . . .</b>	<b>202-204</b>
<b>Special purpose aircraft - factory acceptances</b> 111		<b>Tow target squadron - usual composition . . . . .</b>	<b>1</b>
<b>Specialists.</b> See specific specialty.		<b>Trainer airplanes:</b>	
<b>Staff sergeants in Continental US and overseas</b> 16		Accidents in Continental US . . . . .	213
Women's Army Corps . . . . .	22	Arrivals (including communications) from US	
<b>Steel propellers - factory deliveries . . . . .</b>	<b>116</b>	in overseas areas . . . . .	129
<b>Storage space at AMC depots in Continental US.</b> 163		Authorized for procurement . . . . .	118
<b>Strategic Air Command:</b>		Average unit cost . . . . .	119
Airfields . . . . .	206	Factory acceptances	
Housing . . . . .	208,209	All military . . . . .	93-98
Personnel, civilian . . . . .	56	Airframe weight . . . . .	99
Personnel, military . . . . .	27-29	Army cognizance . . . . .	100-104
Negro . . . . .	31	Airframe weight . . . . .	109
Women's Army Corps . . . . .	30	Navy cognizance . . . . .	95,97,98
<b>Students and recruits (See also Training, flying and technical):</b>		Factory deliveries . . . . .	105-108
Continental US . . . . .	26	Flying time	
<b>Students under instruction:</b>		Continental US . . . . .	173-175
Flying training . . . . .	60-62,74,77	Overseas . . . . .	176-178
Technical training . . . . .	81-83	By area . . . . .	179-187
<b>Supply personnel:</b>		Gasoline consumption overseas . . . . .	189-192
Continental US . . . . .	24,25	By area . . . . .	193-201
In the AAF . . . . .	17,18	In storage at AMC installations . . . . .	163
Overseas . . . . .	32,33	Losses overseas (including communications) . . . . .	161
Air Transport Command . . . . .	49,50	On hand	
By area . . . . .	39-48	Continental US . . . . .	125-128
<b>Surplus property disposition . . . . .</b>	<b>220,221</b>	In the AAF . . . . .	120-124
<b>Tactical Air Command:</b>		Overseas . . . . .	130-133
Airfields . . . . .	206	By area . . . . .	134-147
Housing . . . . .	208,209	<b>Training Command.</b> See Air Training Command.	
Personnel, civilian . . . . .	56	<b>Training, flying:</b>	
Personnel, military . . . . .	27-29	Aviation cadets . . . . .	92
Negro . . . . .	31	By course	
Women's Army Corps . . . . .	30	Negro students	
<b>Tactical units (groups and squadrons):</b>		Eliminees and fatalities . . . . .	76
By type		Graduates . . . . .	75
Continental US . . . . .	2-5	Under instruction . . . . .	74
Overseas . . . . .	2-5	Foreign students trained by AAF	
Alaska . . . . .	12	Eliminees . . . . .	79
Caribbean Area . . . . .	8	Fatalities . . . . .	80
China Area . . . . .	11	Graduates . . . . .	78
European Area . . . . .	6,7	Under instruction . . . . .	77
Pacific Area . . . . .	9,10	Total US students	
		Eliminees . . . . .	67-70
		Fatalities . . . . .	71-73
		Graduates . . . . .	63-66
		Under instruction . . . . .	60-62
		Definition of pre-flight, primary, etc. . . . .	viii
		<b>Training, technical:</b>	
		Aviation cadets . . . . .	92

## INDEX - Continued

	Page		Page
Training, technical--Continued:		Twenty-first Bomber Command. See Pacific Air Command, Pacific Area, Twentieth Air Force.	
By course		Utility and construction personnel:	
Eliminees and fatalities . . . . .	88-91	Continental US. . . . .	25
Graduates. . . . .	84-87	In the AAF. . . . .	18
Students under instruction . . . . .	81-83	Overseas. . . . .	33
Transport operations - Air Transport Command:		Air Transport Command . . . . .	50
Domestic . . . . .	203	By area . . . . .	40,42,44,46,48
International. . . . .	204	Unit cost:	
Total. . . . .	202	Airplanes . . . . .	119
Transport or Troop carrier:		Engines. . . . .	112
Airplane accidents in Continental US . . . . .	213	USASTAF. See Twentieth Air Force.	
Airplane arrivals from US in overseas areas. 129		Veneral diseases. . . . .	222
Airplane losses overseas		Very heavy bomber:	
By area. . . . .	160	Airplane accidents in Continental US. . . . .	212
Enroute from US. . . . .	162	Airplane arrivals from US in overseas areas . 129	
Airplanes authorized for procurement . . 117,118		Airplane losses	
Airplanes - average unit cost. . . . .	119	Continental US. . . . .	149
Airplanes - factory acceptances		Overseas. . . . .	149
All military . . . . .	93-98	By area . . . . .	151
Airframe weight. . . . .	99	Enroute from US . . . . .	162
Army cognizance. . . . .	100-104	Total AAF . . . . .	148
Airframe weight. . . . .	109	Airplanes authorized for procurement. . . . .	117
Navy cognizance. . . . .	94-97	Airplanes - average unit cost . . . . .	119
Airplanes - factory deliveries . . . . .	105-108	Airplanes - factory acceptances	
Airplanes in storage at AMC installations. 163		All military. . . . .	93-98
Airplanes on hand		Airframe weight. . . . .	99
Continental US . . . . .	125-128	Army cognizance . . . . .	100-104
In the AAF . . . . .	120-124	Airframe weight. . . . .	109
Overseas . . . . .	130-133	Airplanes - factory deliveries. . . . .	105-108
By area. . . . .	134-147	Airplanes in storage at AMC installations . 163	
Flying time of airplanes		Airplanes on hand	
Continental US . . . . .	173-175	Continental US. . . . .	125-128
Overseas . . . . .	176-178	In the AAF. . . . .	120-124
By area. . . . .	179-187	Overseas. . . . .	130-133
Gasoline consumption of airplanes over-		By area . . . . .	134-147
seas . . . . .	189-192	Flying time of airplanes	
By area. . . . .	193-201	Continental US. . . . .	173-175
Tactical units (groups and squadrons)		Overseas. . . . .	176-178
Continental US . . . . .	2-5	By area . . . . .	182-185
Overseas . . . . .	2-5	Gasoline consumption of airplanes over-	
By area. . . . .	6-12	seas. . . . .	189-192
Usual composition. . . . .	1	By area . . . . .	193,194,196-201
Troop carrier. See Transport.		Tactical units (groups and squadrons)	
Troop Carrier Command (See also Continental Air Forces):		Continental US. . . . .	2-5
Personnel, civilian. . . . .	56	Overseas. . . . .	2-5
Personnel, military. . . . .	27-29	By area . . . . .	6-12
Negro. . . . .	31	Usual composition. . . . .	1
Women's Army Corps . . . . .	30	WAC personnel. See Women's Army Corps personnel.	
Twelfth Air Force. See Mediterranean Theater.		Warrant officers in Continental US and overseas 15	
Twentieth Air Force (See also China Area, Pacific Air Command, Pacific Area):		Women's Army Corps. . . . .	22
Definition . . . . .	viii	Women's Army Corps personnel:	
Personnel, military. . . . .	34-36	By grade. . . . .	22
Negro. . . . .	38	Continental US. . . . .	21
Returned to US from. . . . .	54	By air force or command . . . . .	30
Shipped from US to . . . . .	52	Overseas. . . . .	21
Women's Army Corps . . . . .	37	By theater. . . . .	37
Twentieth Bomber Command. See China Area and Twentieth Air Force.			

